Navy_CLEAN_PFAS_FOIA_request_covers.indd

NAVFAC
Naval Facilities Engineering Command

Off-Base Drinking Water Sample Results, Level 2 Laboratory Report, Level 4 Laboratory Report, Electronic Data Deliverable, Data Validation Report, and the Sample Location Figure, SDG J18794-1

Naval Air Station Oceana
Virginia Beach, Virginia

July 2019

APPROVED FOR PUBLIC RELEASE; DISTRIBUTION UNLIMITED

TestAmerica

THE LEADER IN ENVIRONMENTAL TESTING



ANALYTICAL REPORT

TestAmerica Laboratories, Inc.
TestAmerica Sacramento
880 Riverside Parkway
West Sacramento, CA 95605
Tel: (916)373-5600

TestAmerica Job ID: 320-18794-1
Client Project/Site: NAS Oceana, VA - 9000 CTO-WE01

For:
CH2M Hill Constructors, Inc.
1100 NE Circle Blvd
Corvallis, Oregon 97330

Attn: Tiffany Hill

Authorized for release by:
5/27/2016 12:51:15 PM

Laura Turpen, Project Manager I
(916)374-4414
laura.turpen@testamericainc.com

The test results in this report meet all 2003 NELAC and 2009 TNI requirements for accredited parameters, exceptions are noted in this report. This report may not be reproduced except in full, and with written approval from the laboratory. For questions please contact the Project Manager at the e-mail address or telephone number listed on this page.

This report has been electronically signed and authorized by the signatory. Electronic signature is intended to be the legally binding equivalent of a traditionally handwritten signature.

Results relate only to the items tested and the sample(s) as received by the laboratory.

LINKS

Review your project results through TotalAccess

Have a Question? Ask The Expert

Visit us at: www.testamericainc.com

Table of Contents

Cover Page 1
Table of Contents 2
Definitions/Glossary 3
Case Narrative 4
Detection Summary 7
Client Sample Results 9
Isotope Dilution Summary 13
QC Sample Results 14
QC Association Summary 18
Lab Chronicle 20
Certification Summary 22
Method Summary 23
Sample Summary 24
Chain of Custody 25
Receipt Checklists 27

Qualifiers

LCMS

Qualifier	Qualifier Description
Q	One or more quality control criteria failed.
D	The reported value is from a dilution.
J	Estimated: The analyte was positively identified; the quantitation is an estimation
M	Manual integrated compound.
U	Undetected at the Limit of Detection.
B	Blank contamination: The analyte was detected above one-half the reporting limit in an associated blank.

Metals

Qualifier	Qualifier Description
U	Undetected at the Limit of Detection.

General Chemistry

Qualifier	Qualifier Description
U	Undetected at the Limit of Detection.
J	Estimated: The analyte was positively identified; the quantitation is an estimation

Glossary

Abbreviation	These commonly used abbreviations may or may not be present in this report.
¤	Listed under the "D" column to designate that the result is reported on a dry weight basis
%R	Percent Recovery
CFL	Contains Free Liquid
CNF	Contains no Free Liquid
DER	Duplicate error ratio (normalized absolute difference)
Dil Fac	Dilution Factor
DL, RA, RE, IN	Indicates a Dilution, Re-analysis, Re-extraction, or additional Initial metals/anion analysis of the sample
DLC	Decision level concentration
MDA	Minimum detectable activity
EDL	Estimated Detection Limit
MDC	Minimum detectable concentration
MDL	Method Detection Limit
ML	Minimum Level (Dioxin)
NC	Not Calculated
ND	Not detected at the reporting limit (or MDL or EDL if shown)
PQL	Practical Quantitation Limit
QC	Quality Control
RER	Relative error ratio
RL	Reporting Limit or Requested Limit (Radiochemistry)
RPD	Relative Percent Difference, a measure of the relative difference between two points
TEF	Toxicity Equivalent Factor (Dioxin)
TEQ	Toxicity Equivalent Quotient (Dioxin)

Job ID: 320-18794-1

Laboratory: TestAmerica Sacramento

Narrative

CASE NARRATIVE

Client: CH2M Hill Constructors, Inc.

Project: NAS Oceana, VA - 9000 CTO-WE01

Report Number: 320-18794-1

With the exceptions noted as flags or footnotes, standard analytical protocols were followed in the analysis of the samples and no problems were encountered or anomalies observed. In addition all laboratory quality control samples were within established control limits, with any exceptions noted below. Each sample was analyzed to achieve the lowest possible reporting limit within the constraints of the method. In some cases, due to interference or analytes present at high concentrations, samples were diluted. For diluted samples, the reporting limits are adjusted relative to the dilution required.

TestAmerica West Sacramento attests to the validity of the laboratory data generated by TestAmerica facilities reported herein. All analyses performed by TestAmerica facilities were done using established laboratory SOPs that incorporate QA/QC procedures described in the applicable methods. TestAmerica's operations groups have reviewed the data for compliance with the laboratory QA/QC plan, and data have been found to be compliant with laboratory protocols unless otherwise noted below.

TestAmerica utilizes USEPA approved methods and DOD QSM, where applicable, in all analytical work. The samples presented in this report were analyzed for the parameter(s) listed on the analytical methods summary page in accordance with the method(s) indicated. A summary of QC data for these analyses is included at the back of the report.

All parameters for which TestAmerica West Sacramento has certification were evaluated to the QSM specified reporting convention or to the client specified format if different from QSM. Parameters not certified under QSM, if any, were evaluated to the detection limit (DL) and include qualified results where applicable.

The sample(s) that contain constituents flagged with U are undetected. The result associated with this flag is the limit of detection (LOD).

Calculations are performed before rounding to avoid round-off errors in calculated results.

All holding times were met and proper preservation noted for the methods performed on these samples, unless otherwise detailed in the individual sections below.

All solid sample results are reported on an "as received" basis unless otherwise indicated by the presence of a % solids value in the method header.

This laboratory report is confidential and is intended for the sole use of TestAmerica and its client.

RECEIPT

The samples were received on 05/11/2016; the samples arrived in good condition, properly preserved and on ice. The temperature of the coolers at receipt was 0.6 C.

No field filtered container for dissolved Iron was received for sample OF-INF01-0516. The lab took a portion of the sample from the TSS bottle and filtered and preserved it after discussing options with the client.

PFC

Samples OF-INF01-0516 (320-18794-1), OF-EFF01-0516 (320-18794-2), OF-FB78-0516 (320-18794-4), OF-RW78-0516 (320-18794-5), OF-RW78D-0516 (320-18794-6), OF-FB77-0516 (320-18794-7) and OF-RW77-0516 (320-18794-8) were analyzed for PFC in accordance with PFC. The samples were prepared on 05/12/2016 and analyzed on 05/25/2016 and 05/26/2016.

Job ID: 320-18794-1 (Continued)

Laboratory: TestAmerica Sacramento (Continued)

Perfluorooctanesulfonic acid (PFOS) was detected in method blank MB 320-109640/1-A at a level that was above the method detection limit but below the reporting limit. The value should be considered an estimate, and has been flagged. If the associated sample reported a result above the MDL and/or RL, the result has been flagged. Refer to the QC report for details.

Samples OF-INF01-0516 (320-18794-1)[20X] and OF-EFF01-0516 (320-18794-2)[20X] required dilution prior to analysis. The sample extracts for the following samples were darkly colored and had a precipitate. For this reason the samples were run with a dilution. The sample results show that a dilution was also indicated by the detected analyte levels. OF-INF01-0516 (320-18794-1) and OF-EFF01-0516 (320-18794-2) The reporting limits have been adjusted accordingly.

Insufficient sample volume was available to perform a matrix spike/matrix spike duplicate (MS/MSD) associated with analytical batch 320-109640.

Isotope Dilution Analyte (IDA) recovery is above the method recommended limit for the following samples: OF-INF01-0516 (320-18794-1) and OF-EFF01-0516 (320-18794-2). Quantitation by isotope dilution generally precludes any adverse effect on data quality due to elevated IDA recoveries.

The Isotope Dilution Analyte (IDA) recovery associated with the following sample is below the method recommended limit: OF-RW78-0516 (320-18794-5). Generally, data quality is not considered affected if the IDA signal-to-noise ratio is greater than 10:1, which is achieved for all IDA in the sample.

The level 1 standard from the ICAL is used to evaluate the tune criteria. The instrument mass windows are set at +/- 0.5 amu, so detection of the analyte serves as verification that the assigned mass is within +/- 0.5 amu of the true value, which meets the DOD tune criterion. (ICV 320-111182/12)

No additional analytical or quality issues were noted, other than those described above or in the Definitions/Glossary page.

6010C

Sample OF-INF01-0516 (320-18794-1) was analyzed for 6010C in accordance with 6010C. The samples were prepared on 05/19/2016 and analyzed on 05/20/2016.

No analytical or quality issues were noted, other than those described above or in the Definitions/Glossary page.

6010C

Sample OF-INF01-0516 (320-18794-1) was analyzed for 6010C in accordance with 6010C. The samples were prepared on 05/17/2016 and analyzed on 05/18/2016.

No analytical or quality issues were noted, other than those described above or in the Definitions/Glossary page.

TOTAL SUSPENDED SOLIDS

Sample OF-INF01-0516 (320-18794-1) was analyzed for total suspended solids in accordance with SM 2540D. The samples were analyzed on 05/16/2016.

No analytical or quality issues were noted, other than those described above or in the Definitions/Glossary page.

TOTAL ORGANIC CARBON

Sample OF-CLTANK-0516 (320-18794-3) was analyzed for total organic carbon in accordance with EPA SW-846 Method 9060. The samples were analyzed on 05/18/2016.

TOC Result 1, TOC Result 2, TOC Result 3, TOC Result 4 and Total Organic Carbon - Quad were detected in method blank MB 280-326066/4 at levels that were above the method detection limit but below the reporting limit. The values should be considered estimates, and have been flagged. If the associated sample reported a result above the MDL and/or RL, the result has been flagged. Dissolved Organic Carbon - Quad, DOC Result 1, DOC Result 2, DOC Result 3 and DOC Result 4 were detected in method blank MB 280-326067/4 at levels that were above the method detection limit but below the reporting limit. The values should be considered estimates, and have been flagged. If the associated sample reported a result above the MDL and/or RL, the result has been flagged. Refer to the QC report for details.

Job ID: 320-18794-1 (Continued)

Laboratory: TestAmerica Sacramento (Continued)

Sample OF-CLTANK-0516 (320-18794-3)[2X] required dilution prior to analysis. The reporting limits have been adjusted accordingly.

No additional analytical or quality issues were noted, other than those described above or in the Definitions/Glossary page.

DISSOLVED ORGANIC CARBON

Sample OF-CLTANK-0516 (320-18794-3) was analyzed for dissolved organic carbon in accordance with EPA SW-846 Method 9060. The samples were analyzed on 05/18/2016.

No analytical or quality issues were noted, other than those described above or in the Definitions/Glossary page.

Detection Summary

Client: CH2M Hill Constructors, Inc.
Project/Site: NAS Oceana, VA - 9000 CTO-WE01

TestAmerica Job ID: 320-18794-1

Client Sample ID: OF-INF01-0516 — Lab Sample ID: 320-18794-1

Analyte	Result	Qualifier	LOQ	DL	Unit	Dil Fac	D	Method	Prep Type
Perfluoroheptanoic acid (PFHpA)	0.098	D	0.048	0.015	ug/L	20		WS-LC-0025	Total/NA
Perfluorooctanoic acid (PFOA)	5.3	D M	0.048	0.014	ug/L	20		WS-LC-0025	Total/NA
Perfluorobutanesulfonic acid (PFBS)	0.035	J D	0.048	0.017	ug/L	20		WS-LC-0025	Total/NA
Perfluorohexanesulfonic acid (PFHxS)	1.0	D M	0.048	0.017	ug/L	20		WS-LC-0025	Total/NA
Perfluorooctanesulfonic acid (PFOS)	1.8	Q B D M	0.076	0.024	ug/L	20		WS-LC-0025	Total/NA
Iron	5500		100	22	ug/L	1		6010C	Total/NA
Iron	170		100	22	ug/L	1		6010C	Dissolved
Total Suspended Solids	13		4.0	1.1	mg/L	1		SM 2540D	Total/NA

Client Sample ID: OF-EFF01-0516 — Lab Sample ID: 320-18794-2

Analyte	Result	Qualifier	LOQ	DL	Unit	Dil Fac	D	Method	Prep Type
Perfluoroheptanoic acid (PFHpA)	0.064	D	0.048	0.015	ug/L	20		WS-LC-0025	Total/NA
Perfluorooctanoic acid (PFOA)	3.7	D M	0.048	0.014	ug/L	20		WS-LC-0025	Total/NA
Perfluorobutanesulfonic acid (PFBS)	0.025	J D M	0.048	0.018	ug/L	20		WS-LC-0025	Total/NA
Perfluorohexanesulfonic acid (PFHxS)	0.85	D M	0.048	0.017	ug/L	20		WS-LC-0025	Total/NA
Perfluorooctanesulfonic acid (PFOS)	1.2	Q B D M	0.076	0.024	ug/L	20		WS-LC-0025	Total/NA

Client Sample ID: OF-CLTANK-0516 — Lab Sample ID: 320-18794-3

Analyte	Result	Qualifier	LOQ	DL	Unit	Dil Fac	D	Method	Prep Type
TOC Result 1	51		2.0	0.31	mg/L	2		9060	Total/NA
TOC Result 2	51		2.0	0.31	mg/L	2		9060	Total/NA
TOC Result 3	50		2.0	0.31	mg/L	2		9060	Total/NA
TOC Result 4	50		2.0	0.31	mg/L	2		9060	Total/NA
Total Organic Carbon - Quad	51		2.0	0.31	mg/L	2		9060	Total/NA
Dissolved Organic Carbon - Quad	29		2.0	0.31	mg/L	2		9060	Dissolved
DOC Result 1	29		2.0	0.31	mg/L	2		9060	Dissolved
DOC Result 2	30		2.0	0.31	mg/L	2		9060	Dissolved
DOC Result 3	29		2.0	0.31	mg/L	2		9060	Dissolved
DOC Result 4	29		2.0	0.31	mg/L	2		9060	Dissolved

Client Sample ID: OF-FB78-0516 — Lab Sample ID: 320-18794-4

Analyte	Result	Qualifier	LOQ	DL	Unit	Dil Fac	D	Method	Prep Type
Perfluorooctanoic acid (PFOA)	0.0040	M	0.0024	0.00072	ug/L	1		WS-LC-0025	Total/NA
Perfluorohexanesulfonic acid (PFHxS)	0.0016	J M	0.0024	0.00084	ug/L	1		WS-LC-0025	Total/NA
Perfluorooctanesulfonic acid (PFOS) - RA	0.011	M	0.0039	0.0012	ug/L	1		WS-LC-0025	Total/NA

Client Sample ID: OF-RW78-0516 — Lab Sample ID: 320-18794-5

Analyte	Result	Qualifier	LOQ	DL	Unit	Dil Fac	D	Method	Prep Type
Perfluorooctanoic acid (PFOA)	0.0017	J	0.0023	0.00069	ug/L	1		WS-LC-0025	Total/NA
Perfluorohexanesulfonic acid (PFHxS)	0.00083	J	0.0023	0.00080	ug/L	1		WS-LC-0025	Total/NA
Perfluorooctanesulfonic acid (PFOS) - RA	0.0027	J M	0.0037	0.0012	ug/L	1		WS-LC-0025	Total/NA

Client Sample ID: OF-RW78D-0516 — Lab Sample ID: 320-18794-6

This Detection Summary does not include radiochemical test results.

TestAmerica Sacramento

Detection Summary

Client: CH2M Hill Constructors, Inc.
Project/Site: NAS Oceana, VA - 9000 CTO-WE01

TestAmerica Job ID: 320-18794-1

Client Sample ID: OF-RW78D-0516 (Continued) — Lab Sample ID: 320-18794-6

Analyte	Result	Qualifier	LOQ	DL	Unit	Dil Fac	D	Method	Prep Type
Perfluorooctanoic acid (PFOA)	0.0018	J M	0.0023	0.00067	ug/L	1		WS-LC-0025	Total/NA

Client Sample ID: OF-FB77-0516 — Lab Sample ID: 320-18794-7

No Detections.

Client Sample ID: OF-RW77-0516 — Lab Sample ID: 320-18794-8

No Detections.

This Detection Summary does not include radiochemical test results.

Client Sample ID: OF-INF01-0516

Lab Sample ID: 320-18794-1

Date Collected: 05/10/16 09:55

Matrix: Water

Date Received: 05/11/16 09:30

Method: WS-LC-0025 - Perfluorinated Hydrocarbons

Analyte	Result	Qualifier	LOQ	DL	Unit	D	Prepared	Analyzed	Dil Fac
Perfluoroheptanoic acid (PFHpA)	0.098	D	0.048	0.015	ug/L		05/12/16 10:01	05/26/16 12:46	20
Perfluorooctanoic acid (PFOA)	5.3	D M	0.048	0.014	ug/L		05/12/16 10:01	05/26/16 12:46	20
Perfluorononanoic acid (PFNA)	0.038	U	0.048	0.012	ug/L		05/12/16 10:01	05/26/16 12:46	20
Perfluorobutanesulfonic acid (PFBS)	0.035	J D	0.048	0.017	ug/L		05/12/16 10:01	05/26/16 12:46	20
Perfluorohexanesulfonic acid (PFHxS)	1.0	D M	0.048	0.017	ug/L		05/12/16 10:01	05/26/16 12:46	20
Perfluorooctanesulfonic acid (PFOS)	1.8	Q B D M	0.076	0.024	ug/L		05/12/16 10:01	05/26/16 12:46	20

Isotope Dilution	*%Recovery*	*Qualifier*	*Limits*	*Prepared*	*Analyzed*	*Dil Fac*
18O2 PFHxS	*160*	*Q*	*25 - 150*	*05/12/16 10:01*	*05/26/16 12:46*	*20*
13C4 PFOS	*124*		*25 - 150*	*05/12/16 10:01*	*05/26/16 12:46*	*20*
13C5 PFNA	*142*		*25 - 150*	*05/12/16 10:01*	*05/26/16 12:46*	*20*
13C4 PFOA	*118*		*25 - 150*	*05/12/16 10:01*	*05/26/16 12:46*	*20*
13C4-PFHpA	*141*		*25 - 150*	*05/12/16 10:01*	*05/26/16 12:46*	*20*

Method: 6010C - Metals (ICP)

Analyte	Result	Qualifier	LOQ	DL	Unit	D	Prepared	Analyzed	Dil Fac
Iron	5500		100	22	ug/L		05/17/16 08:05	05/18/16 16:30	1

Method: 6010C - Metals (ICP) - Dissolved

Analyte	Result	Qualifier	LOQ	DL	Unit	D	Prepared	Analyzed	Dil Fac
Iron	170		100	22	ug/L		05/19/16 14:45	05/20/16 22:44	1

General Chemistry

Analyte	Result	Qualifier	LOQ	DL	Unit	D	Prepared	Analyzed	Dil Fac
Total Suspended Solids	13		4.0	1.1	mg/L			05/16/16 16:19	1

Client Sample ID: OF-EFF01-0516

Lab Sample ID: 320-18794-2

Date Collected: 05/10/16 10:06

Matrix: Water

Date Received: 05/11/16 09:30

Method: WS-LC-0025 - Perfluorinated Hydrocarbons

Analyte	Result	Qualifier	LOQ	DL	Unit	D	Prepared	Analyzed	Dil Fac
Perfluoroheptanoic acid (PFHpA)	0.064	D	0.048	0.015	ug/L		05/12/16 10:01	05/26/16 13:07	20
Perfluorooctanoic acid (PFOA)	3.7	D M	0.048	0.014	ug/L		05/12/16 10:01	05/26/16 13:07	20
Perfluorononanoic acid (PFNA)	0.038	U	0.048	0.012	ug/L		05/12/16 10:01	05/26/16 13:07	20
Perfluorobutanesulfonic acid (PFBS)	0.025	J D M	0.048	0.018	ug/L		05/12/16 10:01	05/26/16 13:07	20
Perfluorohexanesulfonic acid (PFHxS)	0.85	D M	0.048	0.017	ug/L		05/12/16 10:01	05/26/16 13:07	20
Perfluorooctanesulfonic acid (PFOS)	1.2	Q B D M	0.076	0.024	ug/L		05/12/16 10:01	05/26/16 13:07	20

Isotope Dilution	*%Recovery*	*Qualifier*	*Limits*	*Prepared*	*Analyzed*	*Dil Fac*
18O2 PFHxS	*161*	*Q*	*25 - 150*	*05/12/16 10:01*	*05/26/16 13:07*	*20*
13C4 PFOS	*158*	*Q*	*25 - 150*	*05/12/16 10:01*	*05/26/16 13:07*	*20*
13C5 PFNA	*151*	*Q*	*25 - 150*	*05/12/16 10:01*	*05/26/16 13:07*	*20*
13C4 PFOA	*142*		*25 - 150*	*05/12/16 10:01*	*05/26/16 13:07*	*20*
13C4-PFHpA	*150*		*25 - 150*	*05/12/16 10:01*	*05/26/16 13:07*	*20*

Client Sample ID: OF-CLTANK-0516

Lab Sample ID: 320-18794-3

Date Collected: 05/10/16 10:48

Matrix: Water

Date Received: 05/11/16 09:30

General Chemistry

Analyte	Result	Qualifier	LOQ	DL	Unit	D	Prepared	Analyzed	Dil Fac
TOC Result 1	51		2.0	0.31	mg/L			05/18/16 21:05	2
TOC Result 2	51		2.0	0.31	mg/L			05/18/16 21:05	2
TOC Result 3	50		2.0	0.31	mg/L			05/18/16 21:05	2
TOC Result 4	50		2.0	0.31	mg/L			05/18/16 21:05	2
Total Organic Carbon - Quad	51		2.0	0.31	mg/L			05/18/16 21:05	2

General Chemistry - Dissolved

Analyte	Result	Qualifier	LOQ	DL	Unit	D	Prepared	Analyzed	Dil Fac
Dissolved Organic Carbon - Quad	29		2.0	0.31	mg/L			05/18/16 21:23	2
DOC Result 1	29		2.0	0.31	mg/L			05/18/16 21:23	2
DOC Result 2	30		2.0	0.31	mg/L			05/18/16 21:23	2
DOC Result 3	29		2.0	0.31	mg/L			05/18/16 21:23	2
DOC Result 4	29		2.0	0.31	mg/L			05/18/16 21:23	2

Client Sample ID: OF-FB78-0516

Lab Sample ID: 320-18794-4

Date Collected: 05/09/16 09:00

Matrix: Water

Date Received: 05/11/16 09:30

Method: WS-LC-0025 - Perfluorinated Hydrocarbons

Analyte	Result	Qualifier	LOQ	DL	Unit	D	Prepared	Analyzed	Dil Fac
Perfluoroheptanoic acid (PFHpA)	0.0019	U	0.0024	0.00078	ug/L		05/12/16 10:01	05/26/16 07:22	1
Perfluorooctanoic acid (PFOA)	0.0040	M	0.0024	0.00072	ug/L		05/12/16 10:01	05/26/16 07:22	1
Perfluorononanoic acid (PFNA)	0.0019	U	0.0024	0.00063	ug/L		05/12/16 10:01	05/26/16 07:22	1
Perfluorobutanesulfonic acid (PFBS)	0.0019	U	0.0024	0.00089	ug/L		05/12/16 10:01	05/26/16 07:22	1
Perfluorohexanesulfonic acid (PFHxS)	0.0016	J M	0.0024	0.00084	ug/L		05/12/16 10:01	05/26/16 07:22	1

Isotope Dilution	*%Recovery*	*Qualifier*	*Limits*	*Prepared*	*Analyzed*	*Dil Fac*
18O2 PFHxS	*122*		*25 - 150*	*05/12/16 10:01*	*05/26/16 07:22*	*1*
13C5 PFNA	*133*		*25 - 150*	*05/12/16 10:01*	*05/26/16 07:22*	*1*
13C4 PFOA	*141*		*25 - 150*	*05/12/16 10:01*	*05/26/16 07:22*	*1*
13C4-PFHpA	*131*		*25 - 150*	*05/12/16 10:01*	*05/26/16 07:22*	*1*

Method: WS-LC-0025 - Perfluorinated Hydrocarbons - RA

Analyte	Result	Qualifier	LOQ	DL	Unit	D	Prepared	Analyzed	Dil Fac
Perfluorooctanesulfonic acid (PFOS)	0.011	M	0.0039	0.0012	ug/L		05/12/16 10:01	05/25/16 08:00	1

Isotope Dilution	*%Recovery*	*Qualifier*	*Limits*	*Prepared*	*Analyzed*	*Dil Fac*
13C4 PFOS	*124*		*25 - 150*	*05/12/16 10:01*	*05/25/16 08:00*	*1*

Client Sample ID: OF-RW78-0516

Lab Sample ID: 320-18794-5

Date Collected: 05/09/16 09:05

Matrix: Water

Date Received: 05/11/16 09:30

Method: WS-LC-0025 - Perfluorinated Hydrocarbons

Analyte	Result	Qualifier	LOQ	DL	Unit	D	Prepared	Analyzed	Dil Fac
Perfluoroheptanoic acid (PFHpA)	0.0018	U	0.0023	0.00074	ug/L		05/12/16 10:01	05/26/16 07:44	1
Perfluorooctanoic acid (PFOA)	0.0017	J	0.0023	0.00069	ug/L		05/12/16 10:01	05/26/16 07:44	1
Perfluorononanoic acid (PFNA)	0.0018	U	0.0023	0.00060	ug/L		05/12/16 10:01	05/26/16 07:44	1
Perfluorobutanesulfonic acid (PFBS)	0.0018	U	0.0023	0.00085	ug/L		05/12/16 10:01	05/26/16 07:44	1
Perfluorohexanesulfonic acid (PFHxS)	0.00083	J	0.0023	0.00080	ug/L		05/12/16 10:01	05/26/16 07:44	1

Isotope Dilution	%Recovery	Qualifier	Limits	Prepared	Analyzed	Dil Fac
18O2 PFHxS	21	Q	25 - 150	05/12/16 10:01	05/26/16 07:44	1
13C5 PFNA	18	Q	25 - 150	05/12/16 10:01	05/26/16 07:44	1
13C4 PFOA	17	Q	25 - 150	05/12/16 10:01	05/26/16 07:44	1
13C4-PFHpA	17	Q	25 - 150	05/12/16 10:01	05/26/16 07:44	1

Method: WS-LC-0025 - Perfluorinated Hydrocarbons - RA

Analyte	Result	Qualifier	LOQ	DL	Unit	D	Prepared	Analyzed	Dil Fac
Perfluorooctanesulfonic acid (PFOS)	0.0027	J M	0.0037	0.0012	ug/L		05/12/16 10:01	05/25/16 08:21	1

Isotope Dilution	%Recovery	Qualifier	Limits	Prepared	Analyzed	Dil Fac
13C4 PFOS	132		25 - 150	05/12/16 10:01	05/25/16 08:21	1

Client Sample ID: OF-RW78D-0516

Lab Sample ID: 320-18794-6
Date Collected: 05/09/16 09:07
Matrix: Water
Date Received: 05/11/16 09:30

Method: WS-LC-0025 - Perfluorinated Hydrocarbons

Analyte	Result	Qualifier	LOQ	DL	Unit	D	Prepared	Analyzed	Dil Fac
Perfluoroheptanoic acid (PFHpA)	0.0018	U	0.0023	0.00072	ug/L		05/12/16 10:01	05/26/16 08:05	1
Perfluorooctanoic acid (PFOA)	0.0018	J M	0.0023	0.00067	ug/L		05/12/16 10:01	05/26/16 08:05	1
Perfluorononanoic acid (PFNA)	0.0018	U	0.0023	0.00059	ug/L		05/12/16 10:01	05/26/16 08:05	1
Perfluorobutanesulfonic acid (PFBS)	0.0018	U	0.0023	0.00083	ug/L		05/12/16 10:01	05/26/16 08:05	1
Perfluorohexanesulfonic acid (PFHxS)	0.0018	U	0.0023	0.00078	ug/L		05/12/16 10:01	05/26/16 08:05	1

Isotope Dilution	%Recovery	Qualifier	Limits	Prepared	Analyzed	Dil Fac
18O2 PFHxS	140		25 - 150	05/12/16 10:01	05/26/16 08:05	1
13C5 PFNA	119		25 - 150	05/12/16 10:01	05/26/16 08:05	1
13C4 PFOA	126		25 - 150	05/12/16 10:01	05/26/16 08:05	1
13C4-PFHpA	117		25 - 150	05/12/16 10:01	05/26/16 08:05	1

Method: WS-LC-0025 - Perfluorinated Hydrocarbons - RA

Analyte	Result	Qualifier	LOQ	DL	Unit	D	Prepared	Analyzed	Dil Fac
Perfluorooctanesulfonic acid (PFOS)	0.0027	U M	0.0036	0.0012	ug/L		05/12/16 10:01	05/25/16 08:43	1

Isotope Dilution	%Recovery	Qualifier	Limits	Prepared	Analyzed	Dil Fac
13C4 PFOS	147		25 - 150	05/12/16 10:01	05/25/16 08:43	1

Client Sample ID: OF-FB77-0516

Lab Sample ID: 320-18794-7
Date Collected: 05/10/16 14:45
Matrix: Water
Date Received: 05/11/16 09:30

Method: WS-LC-0025 - Perfluorinated Hydrocarbons

Analyte	Result	Qualifier	LOQ	DL	Unit	D	Prepared	Analyzed	Dil Fac
Perfluoroheptanoic acid (PFHpA)	0.0019	U	0.0024	0.00078	ug/L		05/12/16 10:01	05/26/16 08:26	1
Perfluorooctanoic acid (PFOA)	0.0019	U M	0.0024	0.00073	ug/L		05/12/16 10:01	05/26/16 08:26	1
Perfluorononanoic acid (PFNA)	0.0019	U	0.0024	0.00064	ug/L		05/12/16 10:01	05/26/16 08:26	1
Perfluorobutanesulfonic acid (PFBS)	0.0019	U	0.0024	0.00089	ug/L		05/12/16 10:01	05/26/16 08:26	1
Perfluorohexanesulfonic acid (PFHxS)	0.0019	U	0.0024	0.00085	ug/L		05/12/16 10:01	05/26/16 08:26	1

Isotope Dilution	%Recovery	Qualifier	Limits	Prepared	Analyzed	Dil Fac
18O2 PFHxS	144		25 - 150	05/12/16 10:01	05/26/16 08:26	1
13C5 PFNA	144		25 - 150	05/12/16 10:01	05/26/16 08:26	1
13C4 PFOA	141		25 - 150	05/12/16 10:01	05/26/16 08:26	1
13C4-PFHpA	142		25 - 150	05/12/16 10:01	05/26/16 08:26	1

Method: WS-LC-0025 - Perfluorinated Hydrocarbons - RA

Analyte	Result	Qualifier	LOQ	DL	Unit	D	Prepared	Analyzed	Dil Fac
Perfluorooctanesulfonic acid (PFOS)	0.0029	U	0.0039	0.0012	ug/L		05/12/16 10:01	05/25/16 09:04	1

Client Sample ID: OF-FB77-0516

Lab Sample ID: 320-18794-7

Date Collected: 05/10/16 14:45

Matrix: Water

Date Received: 05/11/16 09:30

Isotope Dilution	*%Recovery*	*Qualifier*	*Limits*	*Prepared*	*Analyzed*	*Dil Fac*
13C4 PFOS	*135*		*25 - 150*	*05/12/16 10:01*	*05/25/16 09:04*	*1*

Client Sample ID: OF-RW77-0516

Lab Sample ID: 320-18794-8

Date Collected: 05/10/16 14:54

Matrix: Water

Date Received: 05/11/16 09:30

Method: WS-LC-0025 - Perfluorinated Hydrocarbons

Analyte	Result	Qualifier	LOQ	DL	Unit	D	Prepared	Analyzed	Dil Fac
Perfluoroheptanoic acid (PFHpA)	0.0018	U	0.0023	0.00074	ug/L		05/12/16 10:01	05/26/16 08:47	1
Perfluorooctanoic acid (PFOA)	0.0018	U	0.0023	0.00069	ug/L		05/12/16 10:01	05/26/16 08:47	1
Perfluorononanoic acid (PFNA)	0.0018	U M	0.0023	0.00060	ug/L		05/12/16 10:01	05/26/16 08:47	1
Perfluorobutanesulfonic acid (PFBS)	0.0018	U	0.0023	0.00084	ug/L		05/12/16 10:01	05/26/16 08:47	1
Perfluorohexanesulfonic acid (PFHxS)	0.0018	U	0.0023	0.00080	ug/L		05/12/16 10:01	05/26/16 08:47	1

Isotope Dilution	*%Recovery*	*Qualifier*	*Limits*	*Prepared*	*Analyzed*	*Dil Fac*
18O2 PFHxS	*134*		*25 - 150*	*05/12/16 10:01*	*05/26/16 08:47*	*1*
13C5 PFNA	*106*		*25 - 150*	*05/12/16 10:01*	*05/26/16 08:47*	*1*
13C4 PFOA	*118*		*25 - 150*	*05/12/16 10:01*	*05/26/16 08:47*	*1*
13C4-PFHpA	*107*		*25 - 150*	*05/12/16 10:01*	*05/26/16 08:47*	*1*

Method: WS-LC-0025 - Perfluorinated Hydrocarbons - RA

Analyte	Result	Qualifier	LOQ	DL	Unit	D	Prepared	Analyzed	Dil Fac
Perfluorooctanesulfonic acid (PFOS)	0.0028	U	0.0037	0.0012	ug/L		05/12/16 10:01	05/25/16 09:25	1

Isotope Dilution	*%Recovery*	*Qualifier*	*Limits*	*Prepared*	*Analyzed*	*Dil Fac*
13C4 PFOS	*148*		*25 - 150*	*05/12/16 10:01*	*05/25/16 09:25*	*1*

Isotope Dilution Summary

Client: CH2M Hill Constructors, Inc.
Project/Site: NAS Oceana, VA - 9000 CTO-WE01

TestAmerica Job ID: 320-18794-1

Method: WS-LC-0025 - Perfluorinated Hydrocarbons

Matrix: Water **Prep Type: Total/NA**

		Percent Isotope Dilution Recovery (Acceptance Limits)							
		3O2 PFHx	3C4 PFOS	3C5 PFNA	3C4 PFOA	3C4-PFHp			
Lab Sample ID	Client Sample ID	(25-150)	(25-150)	(25-150)	(25-150)	(25-150)			
320-18794-1	OF-INF01-0516	160 Q	124	142	118	141			
320-18794-2	OF-EFF01-0516	161 Q	158 Q	151 Q	142	150			
320-18794-4 - RA	OF-FB78-0516		124						
320-18794-4	OF-FB78-0516	122		133	141	131			
320-18794-5 - RA	OF-RW78-0516		132						
320-18794-5	OF-RW78-0516	21 Q		18 Q	17 Q	17 Q			
320-18794-6 - RA	OF-RW78D-0516		147						
320-18794-6	OF-RW78D-0516	140		119	126	117			
320-18794-7 - RA	OF-FB77-0516		135						
320-18794-7	OF-FB77-0516	144		144	141	142			
320-18794-8 - RA	OF-RW77-0516		148						
320-18794-8	OF-RW77-0516	134		106	118	107			
LCS 320-109640/2-A - RA	Lab Control Sample		132						
LCS 320-109640/2-A	Lab Control Sample	121		138	132	122			
LCSD 320-109640/3-A - RA	Lab Control Sample Dup		119						
LCSD 320-109640/3-A	Lab Control Sample Dup	114		129	124	125			
MB 320-109640/1-A - RA	Method Blank		120						
MB 320-109640/1-A	Method Blank	115		129	142	128			

Surrogate Legend

18O2 PFHxS = 18O2 PFHxS
13C4 PFOS = 13C4 PFOS
13C5 PFNA = 13C5 PFNA
13C4 PFOA = 13C4 PFOA
13C4-PFHpA = 13C4-PFHpA

Method: WS-LC-0025 - Perfluorinated Hydrocarbons

Lab Sample ID: MB 320-109640/1-A
Matrix: Water
Analysis Batch: 111390

Client Sample ID: Method Blank
Prep Type: Total/NA
Prep Batch: 109640

Analyte	MB Result	MB Qualifier	LOQ	DL	Unit	D	Prepared	Analyzed	Dil Fac
Perfluoroheptanoic acid (PFHpA)	0.0020	U	0.0025	0.00080	ug/L		05/12/16 10:01	05/26/16 05:37	1
Perfluorooctanoic acid (PFOA)	0.0020	U	0.0025	0.00075	ug/L		05/12/16 10:01	05/26/16 05:37	1
Perfluorononanoic acid (PFNA)	0.0020	U	0.0025	0.00065	ug/L		05/12/16 10:01	05/26/16 05:37	1
Perfluorobutanesulfonic acid (PFBS)	0.0020	U	0.0025	0.00092	ug/L		05/12/16 10:01	05/26/16 05:37	1
Perfluorohexanesulfonic acid (PFHxS)	0.0020	U	0.0025	0.00087	ug/L		05/12/16 10:01	05/26/16 05:37	1

Isotope Dilution	*MB %Recovery*	*MB Qualifier*	*Limits*	*Prepared*	*Analyzed*	*Dil Fac*
18O2 PFHxS	*115*		*25 - 150*	*05/12/16 10:01*	*05/26/16 05:37*	*1*
13C5 PFNA	*129*		*25 - 150*	*05/12/16 10:01*	*05/26/16 05:37*	*1*
13C4 PFOA	*142*		*25 - 150*	*05/12/16 10:01*	*05/26/16 05:37*	*1*
13C4-PFHpA	*128*		*25 - 150*	*05/12/16 10:01*	*05/26/16 05:37*	*1*

Lab Sample ID: LCS 320-109640/2-A
Matrix: Water
Analysis Batch: 111390

Client Sample ID: Lab Control Sample
Prep Type: Total/NA
Prep Batch: 109640

Analyte	Spike Added	LCS Result	LCS Qualifier	Unit	D	%Rec	%Rec. Limits
Perfluoroheptanoic acid (PFHpA)	0.0400	0.0393		ug/L		98	60 - 140
Perfluorooctanoic acid (PFOA)	0.0400	0.0334		ug/L		84	60 - 140
Perfluorononanoic acid (PFNA)	0.0400	0.0358		ug/L		90	60 - 140
Perfluorobutanesulfonic acid (PFBS)	0.0354	0.0304		ug/L		86	50 - 150
Perfluorohexanesulfonic acid (PFHxS)	0.0364	0.0376	M	ug/L		103	60 - 140

Isotope Dilution	*LCS %Recovery*	*LCS Qualifier*	*Limits*
18O2 PFHxS	*121*		*25 - 150*
13C5 PFNA	*138*		*25 - 150*
13C4 PFOA	*132*		*25 - 150*
13C4-PFHpA	*122*		*25 - 150*

Lab Sample ID: LCSD 320-109640/3-A
Matrix: Water
Analysis Batch: 111390

Client Sample ID: Lab Control Sample Dup
Prep Type: Total/NA
Prep Batch: 109640

Analyte	Spike Added	LCSD Result	LCSD Qualifier	Unit	D	%Rec	%Rec. Limits	RPD	RPD Limit
Perfluoroheptanoic acid (PFHpA)	0.0400	0.0404		ug/L		101	60 - 140	3	30
Perfluorooctanoic acid (PFOA)	0.0400	0.0380		ug/L		95	60 - 140	13	30
Perfluorononanoic acid (PFNA)	0.0400	0.0388		ug/L		97	60 - 140	8	30
Perfluorobutanesulfonic acid (PFBS)	0.0354	0.0311		ug/L		88	50 - 150	2	30
Perfluorohexanesulfonic acid (PFHxS)	0.0364	0.0300		ug/L		82	60 - 140	22	30

Isotope Dilution	*LCSD %Recovery*	*LCSD Qualifier*	*Limits*
18O2 PFHxS	*114*		*25 - 150*
13C5 PFNA	*129*		*25 - 150*
13C4 PFOA	*124*		*25 - 150*
13C4-PFHpA	*125*		*25 - 150*

Method: WS-LC-0025 - Perfluorinated Hydrocarbons - RA

Lab Sample ID: MB 320-109640/1-A
Matrix: Water
Analysis Batch: 111182

Client Sample ID: Method Blank
Prep Type: Total/NA
Prep Batch: 109640

Analyte	MB Result	MB Qualifier	LOQ	DL	Unit	D	Prepared	Analyzed	Dil Fac
Perfluorooctanesulfonic acid (PFOS) - RA	0.00136	J M	0.0040	0.0013	ug/L		05/12/16 10:01	05/25/16 06:14	1

Isotope Dilution	*MB %Recovery*	*MB Qualifier*	*Limits*	*Prepared*	*Analyzed*	*Dil Fac*
13C4 PFOS - RA	*120*		*25 - 150*	*05/12/16 10:01*	*05/25/16 06:14*	*1*

Lab Sample ID: LCS 320-109640/2-A
Matrix: Water
Analysis Batch: 111182

Client Sample ID: Lab Control Sample
Prep Type: Total/NA
Prep Batch: 109640

Analyte	Spike Added	LCS Result	LCS Qualifier	Unit	D	%Rec	%Rec. Limits
Perfluorooctanesulfonic acid (PFOS) - RA	0.0371	0.0329	M	ug/L		89	60 - 140

Isotope Dilution	*LCS %Recovery*	*LCS Qualifier*	*Limits*
13C4 PFOS - RA	*132*		*25 - 150*

Lab Sample ID: LCSD 320-109640/3-A
Matrix: Water
Analysis Batch: 111182

Client Sample ID: Lab Control Sample Dup
Prep Type: Total/NA
Prep Batch: 109640

Analyte	Spike Added	LCSD Result	LCSD Qualifier	Unit	D	%Rec	%Rec. Limits	RPD	RPD Limit
Perfluorooctanesulfonic acid (PFOS) - RA	0.0371	0.0334	M	ug/L		90	60 - 140	1	30

Isotope Dilution	*LCSD %Recovery*	*LCSD Qualifier*	*Limits*
13C4 PFOS - RA	*119*		*25 - 150*

Method: 6010C - Metals (ICP)

Lab Sample ID: MB 280-325380/1-A
Matrix: Water
Analysis Batch: 326010

Client Sample ID: Method Blank
Prep Type: Total/NA
Prep Batch: 325380

Analyte	MB Result	MB Qualifier	LOQ	DL	Unit	D	Prepared	Analyzed	Dil Fac
Iron	85	U	100	22	ug/L		05/17/16 08:05	05/18/16 16:25	1

Lab Sample ID: LCS 280-325380/2-A
Matrix: Water
Analysis Batch: 326010

Client Sample ID: Lab Control Sample
Prep Type: Total/NA
Prep Batch: 325380

Analyte	Spike Added	LCS Result	LCS Qualifier	Unit	D	%Rec	%Rec. Limits
Iron	1000	992		ug/L		99	87 - 115

Lab Sample ID: MB 280-325709/1-C
Matrix: Water
Analysis Batch: 326363

Client Sample ID: Method Blank
Prep Type: Dissolved
Prep Batch: 325989

Analyte	MB Result	MB Qualifier	LOQ	DL	Unit	D	Prepared	Analyzed	Dil Fac
Iron	85	U	100	22	ug/L		05/19/16 14:45	05/20/16 22:34	1

Lab Sample ID: LCS 280-325709/2-C
Matrix: Water
Analysis Batch: 326363

Client Sample ID: Lab Control Sample
Prep Type: Dissolved
Prep Batch: 325989

Analyte			Spike Added	LCS Result	LCS Qualifier	Unit	D	%Rec	%Rec. Limits		
Iron			1000	996		ug/L		100	87 - 115		

Lab Sample ID: 320-18794-1 MS
Matrix: Water
Analysis Batch: 326363

Client Sample ID: OF-INF01-0516
Prep Type: Dissolved
Prep Batch: 325989

Analyte	Sample Result	Sample Qualifier	Spike Added	MS Result	MS Qualifier	Unit	D	%Rec	%Rec. Limits		
Iron	170		1000	1150		ug/L		98	87 - 115		

Lab Sample ID: 320-18794-1 MSD
Matrix: Water
Analysis Batch: 326363

Client Sample ID: OF-INF01-0516
Prep Type: Dissolved
Prep Batch: 325989

Analyte	Sample Result	Sample Qualifier	Spike Added	MSD Result	MSD Qualifier	Unit	D	%Rec	%Rec. Limits	RPD	RPD Limit
Iron	170		1000	1160		ug/L		98	87 - 115	0	20

Method: 9060 - Organic Carbon, Total (TOC)

Lab Sample ID: MB 280-326066/4
Matrix: Water
Analysis Batch: 326066

Client Sample ID: Method Blank
Prep Type: Total/NA

Analyte	MB Result	MB Qualifier	LOQ	DL	Unit	D	Prepared	Analyzed	Dil Fac
TOC Result 1	0.251	J	1.0	0.16	mg/L			05/18/16 16:58	1
TOC Result 2	0.252	J	1.0	0.16	mg/L			05/18/16 16:58	1
TOC Result 3	0.251	J	1.0	0.16	mg/L			05/18/16 16:58	1
TOC Result 4	0.255	J	1.0	0.16	mg/L			05/18/16 16:58	1
Total Organic Carbon - Quad	0.252	J	1.0	0.16	mg/L			05/18/16 16:58	1

Lab Sample ID: LCS 280-326066/3
Matrix: Water
Analysis Batch: 326066

Client Sample ID: Lab Control Sample
Prep Type: Total/NA

Analyte			Spike Added	LCS Result	LCS Qualifier	Unit	D	%Rec	%Rec. Limits		
TOC Result 1			25.0	24.6		mg/L		98	88 - 112		
TOC Result 2			25.0	24.4		mg/L		98	88 - 112		
TOC Result 3			25.0	24.4		mg/L		98	88 - 112		
TOC Result 4			25.0	24.7		mg/L		99	88 - 112		
Total Organic Carbon - Quad			25.0	24.5		mg/L		98	88 - 112		

Method: SM 2540D - Solids, Total Suspended (TSS)

Lab Sample ID: MB 280-325537/2
Matrix: Water
Analysis Batch: 325537

Client Sample ID: Method Blank
Prep Type: Total/NA

Analyte	MB Result	MB Qualifier	LOQ	DL	Unit	D	Prepared	Analyzed	Dil Fac
Total Suspended Solids	2.8	U	4.0	1.1	mg/L			05/16/16 16:19	1

Method: SM 2540D - Solids, Total Suspended (TSS) (Continued)

Lab Sample ID: LCS 280-325537/1
Matrix: Water
Analysis Batch: 325537

Client Sample ID: Lab Control Sample
Prep Type: Total/NA

Analyte	Spike Added	LCS Result	LCS Qualifier	Unit	D	%Rec	%Rec. Limits
Total Suspended Solids	100	90.0		mg/L		90	86 - 114

LCMS

Prep Batch: 109640

Lab Sample ID	Client Sample ID	Prep Type	Matrix	Method	Prep Batch
320-18794-1	OF-INF01-0516	Total/NA	Water	3535	
320-18794-2	OF-EFF01-0516	Total/NA	Water	3535	
320-18794-4	OF-FB78-0516	Total/NA	Water	3535	
320-18794-4 - RA	OF-FB78-0516	Total/NA	Water	3535	
320-18794-5	OF-RW78-0516	Total/NA	Water	3535	
320-18794-5 - RA	OF-RW78-0516	Total/NA	Water	3535	
320-18794-6	OF-RW78D-0516	Total/NA	Water	3535	
320-18794-6 - RA	OF-RW78D-0516	Total/NA	Water	3535	
320-18794-7	OF-FB77-0516	Total/NA	Water	3535	
320-18794-7 - RA	OF-FB77-0516	Total/NA	Water	3535	
320-18794-8	OF-RW77-0516	Total/NA	Water	3535	
320-18794-8 - RA	OF-RW77-0516	Total/NA	Water	3535	
LCS 320-109640/2-A	Lab Control Sample	Total/NA	Water	3535	
LCS 320-109640/2-A - RA	Lab Control Sample	Total/NA	Water	3535	
LCSD 320-109640/3-A	Lab Control Sample Dup	Total/NA	Water	3535	
LCSD 320-109640/3-A - RA	Lab Control Sample Dup	Total/NA	Water	3535	
MB 320-109640/1-A	Method Blank	Total/NA	Water	3535	
MB 320-109640/1-A - RA	Method Blank	Total/NA	Water	3535	

Analysis Batch: 111182

Lab Sample ID	Client Sample ID	Prep Type	Matrix	Method	Prep Batch
320-18794-4 - RA	OF-FB78-0516	Total/NA	Water	WS-LC-0025	109640
320-18794-5 - RA	OF-RW78-0516	Total/NA	Water	WS-LC-0025	109640
320-18794-6 - RA	OF-RW78D-0516	Total/NA	Water	WS-LC-0025	109640
320-18794-7 - RA	OF-FB77-0516	Total/NA	Water	WS-LC-0025	109640
320-18794-8 - RA	OF-RW77-0516	Total/NA	Water	WS-LC-0025	109640
LCS 320-109640/2-A - RA	Lab Control Sample	Total/NA	Water	WS-LC-0025	109640
LCSD 320-109640/3-A - RA	Lab Control Sample Dup	Total/NA	Water	WS-LC-0025	109640
MB 320-109640/1-A - RA	Method Blank	Total/NA	Water	WS-LC-0025	109640

Analysis Batch: 111390

Lab Sample ID	Client Sample ID	Prep Type	Matrix	Method	Prep Batch
320-18794-1	OF-INF01-0516	Total/NA	Water	WS-LC-0025	109640
320-18794-2	OF-EFF01-0516	Total/NA	Water	WS-LC-0025	109640
320-18794-4	OF-FB78-0516	Total/NA	Water	WS-LC-0025	109640
320-18794-5	OF-RW78-0516	Total/NA	Water	WS-LC-0025	109640
320-18794-6	OF-RW78D-0516	Total/NA	Water	WS-LC-0025	109640
320-18794-7	OF-FB77-0516	Total/NA	Water	WS-LC-0025	109640
320-18794-8	OF-RW77-0516	Total/NA	Water	WS-LC-0025	109640
LCS 320-109640/2-A	Lab Control Sample	Total/NA	Water	WS-LC-0025	109640
LCSD 320-109640/3-A	Lab Control Sample Dup	Total/NA	Water	WS-LC-0025	109640
MB 320-109640/1-A	Method Blank	Total/NA	Water	WS-LC-0025	109640

Metals

Prep Batch: 325380

Lab Sample ID	Client Sample ID	Prep Type	Matrix	Method	Prep Batch
320-18794-1	OF-INF01-0516	Total/NA	Water	3010A	
LCS 280-325380/2-A	Lab Control Sample	Total/NA	Water	3010A	
MB 280-325380/1-A	Method Blank	Total/NA	Water	3010A	

Metals (Continued)

Filtration Batch: 325709

Lab Sample ID	Client Sample ID	Prep Type	Matrix	Method	Prep Batch
320-18794-1	OF-INF01-0516	Dissolved	Water	FILTRATION	
320-18794-1 MS	OF-INF01-0516	Dissolved	Water	FILTRATION	
320-18794-1 MSD	OF-INF01-0516	Dissolved	Water	FILTRATION	
LCS 280-325709/2-C	Lab Control Sample	Dissolved	Water	FILTRATION	
MB 280-325709/1-C	Method Blank	Dissolved	Water	FILTRATION	

Prep Batch: 325989

Lab Sample ID	Client Sample ID	Prep Type	Matrix	Method	Prep Batch
320-18794-1	OF-INF01-0516	Dissolved	Water	3005A	325709
320-18794-1 MS	OF-INF01-0516	Dissolved	Water	3005A	325709
320-18794-1 MSD	OF-INF01-0516	Dissolved	Water	3005A	325709
LCS 280-325709/2-C	Lab Control Sample	Dissolved	Water	3005A	325709
MB 280-325709/1-C	Method Blank	Dissolved	Water	3005A	325709

Analysis Batch: 326010

Lab Sample ID	Client Sample ID	Prep Type	Matrix	Method	Prep Batch
320-18794-1	OF-INF01-0516	Total/NA	Water	6010C	325380
LCS 280-325380/2-A	Lab Control Sample	Total/NA	Water	6010C	325380
MB 280-325380/1-A	Method Blank	Total/NA	Water	6010C	325380

Analysis Batch: 326363

Lab Sample ID	Client Sample ID	Prep Type	Matrix	Method	Prep Batch
320-18794-1	OF-INF01-0516	Dissolved	Water	6010C	325989
320-18794-1 MS	OF-INF01-0516	Dissolved	Water	6010C	325989
320-18794-1 MSD	OF-INF01-0516	Dissolved	Water	6010C	325989
LCS 280-325709/2-C	Lab Control Sample	Dissolved	Water	6010C	325989
MB 280-325709/1-C	Method Blank	Dissolved	Water	6010C	325989

General Chemistry

Analysis Batch: 325537

Lab Sample ID	Client Sample ID	Prep Type	Matrix	Method	Prep Batch
320-18794-1	OF-INF01-0516	Total/NA	Water	SM 2540D	
LCS 280-325537/1	Lab Control Sample	Total/NA	Water	SM 2540D	
MB 280-325537/2	Method Blank	Total/NA	Water	SM 2540D	

Analysis Batch: 326066

Lab Sample ID	Client Sample ID	Prep Type	Matrix	Method	Prep Batch
320-18794-3	OF-CLTANK-0516	Total/NA	Water	9060	
LCS 280-326066/3	Lab Control Sample	Total/NA	Water	9060	
MB 280-326066/4	Method Blank	Total/NA	Water	9060	

Analysis Batch: 326067

Lab Sample ID	Client Sample ID	Prep Type	Matrix	Method	Prep Batch
320-18794-3	OF-CLTANK-0516	Dissolved	Water	9060	
LCS 280-326067/3	Lab Control Sample	Total/NA	Water	9060	
MB 280-326067/4	Method Blank	Total/NA	Water	9060	

Lab Chronicle

Client: CH2M Hill Constructors, Inc.
Project/Site: NAS Oceana, VA - 9000 CTO-WE01

TestAmerica Job ID: 320-18794-1

Client Sample ID: OF-INF01-0516
Date Collected: 05/10/16 09:55
Date Received: 05/11/16 09:30

Lab Sample ID: 320-18794-1
Matrix: Water

Prep Type	Batch Type	Batch Method	Run	Dil Factor	Initial Amount	Final Amount	Batch Number	Prepared or Analyzed	Analyst	Lab
Total/NA	Prep	3535			525.4 mL	1.0 mL	109640	05/12/16 10:01	VPM	TAL SAC
Total/NA	Analysis	WS-LC-0025		20	525.4 mL	1.0 mL	111390	05/26/16 12:46	JRB	TAL SAC
Dissolved	Filtration	FILTRATION			240 mL	240 mL	325709	05/18/16 14:54	TEB	TAL DEN
Dissolved	Prep	3005A			50 mL	50 mL	325989	05/19/16 14:45	SEJ	TAL DEN
Dissolved	Analysis	6010C		1	50 mL	50 mL	326363	05/20/16 22:44	CMK	TAL DEN
Total/NA	Prep	3010A			50 mL	50 mL	325380	05/17/16 08:05	TEB	TAL DEN
Total/NA	Analysis	6010C		1	50 mL	50 mL	326010	05/18/16 16:30	CRR	TAL DEN
Total/NA	Analysis	SM 2540D		1	250 mL	250 mL	325537	05/16/16 16:19	SVC	TAL DEN

Client Sample ID: OF-EFF01-0516
Date Collected: 05/10/16 10:06
Date Received: 05/11/16 09:30

Lab Sample ID: 320-18794-2
Matrix: Water

Prep Type	Batch Type	Batch Method	Run	Dil Factor	Initial Amount	Final Amount	Batch Number	Prepared or Analyzed	Analyst	Lab
Total/NA	Prep	3535			524.3 mL	1.0 mL	109640	05/12/16 10:01	VPM	TAL SAC
Total/NA	Analysis	WS-LC-0025		20	524.3 mL	1.0 mL	111390	05/26/16 13:07	JRB	TAL SAC

Client Sample ID: OF-CLTANK-0516
Date Collected: 05/10/16 10:48
Date Received: 05/11/16 09:30

Lab Sample ID: 320-18794-3
Matrix: Water

Prep Type	Batch Type	Batch Method	Run	Dil Factor	Initial Amount	Final Amount	Batch Number	Prepared or Analyzed	Analyst	Lab
Dissolved	Analysis	9060		2			326067	05/18/16 21:23	CCJ	TAL DEN
Total/NA	Analysis	9060		2			326066	05/18/16 21:05	CCJ	TAL DEN

Client Sample ID: OF-FB78-0516
Date Collected: 05/09/16 09:00
Date Received: 05/11/16 09:30

Lab Sample ID: 320-18794-4
Matrix: Water

Prep Type	Batch Type	Batch Method	Run	Dil Factor	Initial Amount	Final Amount	Batch Number	Prepared or Analyzed	Analyst	Lab
Total/NA	Prep	3535			517.1 mL	1.0 mL	109640	05/12/16 10:01	VPM	TAL SAC
Total/NA	Analysis	WS-LC-0025		1	517.1 mL	1.0 mL	111390	05/26/16 07:22	JRB	TAL SAC
Total/NA	Prep	3535	RA		517.1 mL	1.0 mL	109640	05/12/16 10:01	VPM	TAL SAC
Total/NA	Analysis	WS-LC-0025	RA	1	517.1 mL	1.0 mL	111182	05/25/16 08:00	JRB	TAL SAC

Client Sample ID: OF-RW78-0516
Date Collected: 05/09/16 09:05
Date Received: 05/11/16 09:30

Lab Sample ID: 320-18794-5
Matrix: Water

Prep Type	Batch Type	Batch Method	Run	Dil Factor	Initial Amount	Final Amount	Batch Number	Prepared or Analyzed	Analyst	Lab
Total/NA	Prep	3535			541.8 mL	1.0 mL	109640	05/12/16 10:01	VPM	TAL SAC
Total/NA	Analysis	WS-LC-0025		1	541.8 mL	1.0 mL	111390	05/26/16 07:44	JRB	TAL SAC

Lab Chronicle

Client: CH2M Hill Constructors, Inc.
Project/Site: NAS Oceana, VA - 9000 CTO-WE01

TestAmerica Job ID: 320-18794-1

Client Sample ID: OF-RW78-0516

Lab Sample ID: 320-18794-5

Date Collected: 05/09/16 09:05

Matrix: Water

Date Received: 05/11/16 09:30

Prep Type	Batch Type	Batch Method	Run	Dil Factor	Initial Amount	Final Amount	Batch Number	Prepared or Analyzed	Analyst	Lab
Total/NA	Prep	3535	RA		541.8 mL	1.0 mL	109640	05/12/16 10:01	VPM	TAL SAC
Total/NA	Analysis	WS-LC-0025	RA	1	541.8 mL	1.0 mL	111182	05/25/16 08:21	JRB	TAL SAC

Client Sample ID: OF-RW78D-0516

Lab Sample ID: 320-18794-6

Date Collected: 05/09/16 09:07

Matrix: Water

Date Received: 05/11/16 09:30

Prep Type	Batch Type	Batch Method	Run	Dil Factor	Initial Amount	Final Amount	Batch Number	Prepared or Analyzed	Analyst	Lab
Total/NA	Prep	3535			554.4 mL	1.0 mL	109640	05/12/16 10:01	VPM	TAL SAC
Total/NA	Analysis	WS-LC-0025		1	554.4 mL	1.0 mL	111390	05/26/16 08:05	JRB	TAL SAC
Total/NA	Prep	3535	RA		554.4 mL	1.0 mL	109640	05/12/16 10:01	VPM	TAL SAC
Total/NA	Analysis	WS-LC-0025	RA	1	554.4 mL	1.0 mL	111182	05/25/16 08:43	JRB	TAL SAC

Client Sample ID: OF-FB77-0516

Lab Sample ID: 320-18794-7

Date Collected: 05/10/16 14:45

Matrix: Water

Date Received: 05/11/16 09:30

Prep Type	Batch Type	Batch Method	Run	Dil Factor	Initial Amount	Final Amount	Batch Number	Prepared or Analyzed	Analyst	Lab
Total/NA	Prep	3535			512.9 mL	1.0 mL	109640	05/12/16 10:01	VPM	TAL SAC
Total/NA	Analysis	WS-LC-0025		1	512.9 mL	1.0 mL	111390	05/26/16 08:26	JRB	TAL SAC
Total/NA	Prep	3535	RA		512.9 mL	1.0 mL	109640	05/12/16 10:01	VPM	TAL SAC
Total/NA	Analysis	WS-LC-0025	RA	1	512.9 mL	1.0 mL	111182	05/25/16 09:04	JRB	TAL SAC

Client Sample ID: OF-RW77-0516

Lab Sample ID: 320-18794-8

Date Collected: 05/10/16 14:54

Matrix: Water

Date Received: 05/11/16 09:30

Prep Type	Batch Type	Batch Method	Run	Dil Factor	Initial Amount	Final Amount	Batch Number	Prepared or Analyzed	Analyst	Lab
Total/NA	Prep	3535			545.2 mL	1.0 mL	109640	05/12/16 10:01	VPM	TAL SAC
Total/NA	Analysis	WS-LC-0025		1	545.2 mL	1.0 mL	111390	05/26/16 08:47	JRB	TAL SAC
Total/NA	Prep	3535	RA		545.2 mL	1.0 mL	109640	05/12/16 10:01	VPM	TAL SAC
Total/NA	Analysis	WS-LC-0025	RA	1	545.2 mL	1.0 mL	111182	05/25/16 09:25	JRB	TAL SAC

Laboratory References:

TAL DEN = TestAmerica Denver, 4955 Yarrow Street, Arvada, CO 80002, TEL (303)736-0100

TAL SAC = TestAmerica Sacramento, 880 Riverside Parkway, West Sacramento, CA 95605, TEL (916)373-5600

Certification Summary

Client: CH2M Hill Constructors, Inc.
Project/Site: NAS Oceana, VA - 9000 CTO-WE01

TestAmerica Job ID: 320-18794-1

Laboratory: TestAmerica Sacramento

The certifications listed below are applicable to this report.

Authority	Program	EPA Region	Certification ID	Expiration Date
A2LA	DoD ELAP		2928-01	01-31-17
Oregon	NELAP	10	4040	01-29-17

Laboratory: TestAmerica Denver

Unless otherwise noted, all analytes for this laboratory were covered under each certification below.

Authority	Program	EPA Region	Certification ID	Expiration Date
A2LA	DoD ELAP		2907.01	10-31-17

The following analytes are included in this report, but certification is not offered by the governing authority:

Analysis Method	Prep Method	Matrix	Analyte
9060		Water	Dissolved Organic Carbon - Quad
9060		Water	DOC Result 1
9060		Water	DOC Result 2
9060		Water	DOC Result 3
9060		Water	DOC Result 4
9060		Water	TOC Result 1
9060		Water	TOC Result 2
9060		Water	TOC Result 3
9060		Water	TOC Result 4
9060		Water	Total Organic Carbon - Quad

Oregon	NELAP	10	4025	01-09-17

The following analytes are included in this report, but are not certified under this certification:

Analysis Method	Prep Method	Matrix	Analyte
9060		Water	TOC Result 1
9060		Water	TOC Result 2
9060		Water	TOC Result 3
9060		Water	TOC Result 4
9060		Water	Total Organic Carbon - Quad

The following analytes are included in this report, but certification is not offered by the governing authority:

Analysis Method	Prep Method	Matrix	Analyte
6010C	3005A	Water	Iron
6010C	3010A	Water	Iron
9060		Water	Dissolved Organic Carbon - Quad
9060		Water	DOC Result 1
9060		Water	DOC Result 2
9060		Water	DOC Result 3
9060		Water	DOC Result 4

Method Summary

Client: CH2M Hill Constructors, Inc.
Project/Site: NAS Oceana, VA - 9000 CTO-WE01

TestAmerica Job ID: 320-18794-1

Method	Method Description	Protocol	Laboratory
WS-LC-0025	Perfluorinated Hydrocarbons	TAL SOP	TAL SAC
6010C	Metals (ICP)	SW846	TAL DEN
9060	Organic Carbon, Total (TOC)	SW846	TAL DEN
9060	Organic Carbon, Dissolved (DOC)	SW846	TAL DEN
SM 2540D	Solids, Total Suspended (TSS)	SM	TAL DEN

Protocol References:

SM = "Standard Methods For The Examination Of Water And Wastewater",

SW846 = "Test Methods For Evaluating Solid Waste, Physical/Chemical Methods", Third Edition, November 1986 And Its Updates.

TAL SOP = TestAmerica Laboratories, Standard Operating Procedure

Laboratory References:

TAL DEN = TestAmerica Denver, 4955 Yarrow Street, Arvada, CO 80002, TEL (303)736-0100

TAL SAC = TestAmerica Sacramento, 880 Riverside Parkway, West Sacramento, CA 95605, TEL (916)373-5600

Sample Summary

Client: CH2M Hill Constructors, Inc.
Project/Site: NAS Oceana, VA - 9000 CTO-WE01

TestAmerica Job ID: 320-18794-1

Lab Sample ID	Client Sample ID	Matrix	Collected	Received
320-18794-1	OF-INF01-0516	Water	05/10/16 09:55	05/11/16 09:30
320-18794-2	OF-EFF01-0516	Water	05/10/16 10:06	05/11/16 09:30
320-18794-3	OF-CLTANK-0516	Water	05/10/16 10:48	05/11/16 09:30
320-18794-4	OF-FB78-0516	Water	05/09/16 09:00	05/11/16 09:30
320-18794-5	OF-RW78-0516	Water	05/09/16 09:05	05/11/16 09:30
320-18794-6	OF-RW78D-0516	Water	05/09/16 09:07	05/11/16 09:30
320-18794-7	OF-FB77-0516	Water	05/10/16 14:45	05/11/16 09:30
320-18794-8	OF-RW77-0516	Water	05/10/16 14:54	05/11/16 09:30

WE01

Chain of Custody Record

Temperature on Receipt 0.6 °C

Drinking Water? Yes ☐ No ☐

TestAmerica
THE LEADER IN ENVIRONMENTAL TESTING

TAL-4124 (1007)

Client	Project Manager	Date	Chain of Custody Number
CH2M Hill	Bill Friedman		286053
Address	**Telephone Number (Area Code)/Fax Number**	**Lab Number**	**Page** 1 **of** 1
5701 Cleveland St Suite 200	757-671-6232		

City	State	Zip Code	Site Contact	Lab Contact
Virginia Beach	VA	23462		

Project Name and Location (State)	Carrier/Waybill Number
Fentress PFC Sampling WE01	FedEx

Contract/Purchase Order/Quote No.

Analysis (Attach list if more space is needed)

Sample I.D. No. and Description (Containers for each sample may be combined on one line)	Date	Time	Matrix: Air	Aqueous	Sed.	Soil	Containers & Preservatives: Unpres	H2SO4	HNO3	HCl	NaOH	ZnAc/NaOH	PFCs	TOC	DOC Field Filtered	Total Iron	Dissolved Iron NOT FILTERED	TSS
1 OF-INF01-0516	05/10/16	0955		X			3		2				2			1	1	1
OF-EFF01-0516	↓	1006		X			2						2					
OF-CLTANK-0516	↓	1048		X				2						1	1			
OF-FB78-0516	05/09/16	0900		X			2						2					
OF-RW78-0516	↓	0905		X			2						2					
OF-RW78D-0516	↓	0907		X			2						2					
OF-FB77-0516	05/10/16	1445		X			2						2					
OF-RW77-0516	↓	1454		X			2						2					

Special Instructions/ Conditions of Receipt

320-18794 Chain of Custody

Possible Hazard Identification: ☐ Non-Hazard ☐ Flammable ☐ Skin Irritant ☐ Poison B ☐ Unknown

Sample Disposal: ☐ Return To Client ☐ Disposal By Lab ☐ Archive For _____ Months (A fee may be assessed if samples are retained longer than 1 month)

Turn Around Time Required: ☐ 24 Hours ☐ 48 Hours ☐ 7 Days ☐ 14 Days ☐ 21 Days ☐ Other _____

QC Requirements (Specify)

	Date	Time		Date	Time
1. Relinquished By: Kathryn Smith	05/10/16	1600	1. Received By: [signature] TAWS	5/11/16	930
2. Relinquished By			2. Received By		
3. Relinquished By			3. Received By		

Comments: Note: DOC field filtered for OF-CLTANK; Dissolved Iron NOT filtered for OF-INF01

DISTRIBUTION: WHITE - Returned to Client with Report; CANARY - Stays with the Sample; PINK - Field Copy

1 both metal bottles preserved ~~* recd PFC's~~ ew 5-11-16

5/27/2016

TestAmerica Sacramento
880 Riverside Parkway
West Sacramento, CA 95605
Phone (916) 373-5600 Fax (916) 372-1059

Chain of Custody Record

TestAmerica

Client Information (Sub Contract Lab)	Sampler:	Lab PM: Turpen, Laura	Carrier Tracking No(s):	COC No: 320-67636.1
Client Contact: Shipping/Receiving	Phone:	E-Mail: laura.turpen@testamericainc.com		Page: Page 1 of 1
Company: TestAmerica Laboratories, Inc.		Analysis Requested		Job #: 320-18794-1
Address: 4955 Yarrow Street, ,	Due Date Requested: 5/22/2016			
City: Arvada	TAT Requested (days):			
State, Zip: CO, 80002				
Phone: 303-736-0100(Tel) 303-431-7171(Fax)	PO #:			
Email:	WO #:			
Project Name: NAS Oceana, VA - 9000 CTO-WE01	Project #: 28015183			
Site:	SSOW#:			

Preservation Codes:

A - HCL	M - Hexane
B - NaOH	N - None
C - Zn Acetate	O - AsNaO2
D - Nitric Acid	P - Na2O4S
E - NaHSO4	Q - Na2SO3
F - MeOH	R - Na2S2O3
G - Amchlor	S - H2SO4
H - Ascorbic Acid	T - TSP Dodecahydrate
I - Ice	U - Acetone
J - DI Water	V - MCAA
K - EDTA	W - ph 4-5
L - EDA	Z - other (specify)

Other:

Sample Identification - Client ID (Lab ID)	Sample Date	Sample Time	Sample Type (C=Comp, G=grab)	Matrix (W=water, S=solid, O=waste/oil, BT=Tissue, A=Air)	Field Filtered Sample (Yes or No)	Perform MS/MSD (Yes or No)	2540D	6010C_DOD6/3010A Iron	6010C_DOD6/FILTRATION Dissolved Iron - lab filter	9060/ (MOD) Inorganic Carbon in Quadruplicate	9060_Diss/FIELD_FLTRD (MOD) Diss Inorganic Carbon in Quadrupli	Total Number of containers	Special Instructions/Note:
			Preservation Code:										
OF-INF01-0516 (320-18794-1)	5/10/16	09:55 Pacific		Water			X	X	X			3	Q5
OF-CLTANK-0516 (320-18794-3)	5/10/16	10:48 Pacific		Water						X	X	2	

Possible Hazard Identification Unconfirmed	*Sample Disposal (A fee may be assessed if samples are retained longer than 1 month)* ☐ Return To Client ☐ Disposal By Lab ☐ Archive For _____ Months
Deliverable Requested: I, II, III, IV, Other (specify)	Special Instructions/QC Requirements:

Empty Kit Relinquished by:	Date:	Time:	Method of Shipment:

	Relinquished by:	Date/Time:	Company	Received by:	Date/Time:	Company
1	[signature]	5-12-16 1600	TAL SAC	Mayra A Soto	5/13/16 950	
2	Relinquished by:	Date/Time:	Company	Received by:	Date/Time:	Company
3	Relinquished by:	Date/Time:	Company	Received by:	Date/Time:	Company

Custody Seals Intact: ∆ Yes ∆ No	Custody Seal No.:	Cooler Temperature(s) °C and Other Remarks: Transferbumo 2.2 IR5 -0.1

Login Sample Receipt Checklist

Client: CH2M Hill Constructors, Inc.

Job Number: 320-18794-1

Login Number: 18794
List Number: 1
Creator: Hytrek, Cheryl

List Source: TestAmerica Sacramento

Question	Answer	Comment
Radioactivity wasn't checked or is </= background as measured by a survey meter.	True	
The cooler's custody seal, if present, is intact.	True	
Sample custody seals, if present, are intact.	N/A	
The cooler or samples do not appear to have been compromised or tampered with.	True	
Samples were received on ice.	True	
Cooler Temperature is acceptable.	True	
Cooler Temperature is recorded.	True	
COC is present.	True	
COC is filled out in ink and legible.	True	
COC is filled out with all pertinent information.	True	
Is the Field Sampler's name present on COC?	N/A	
There are no discrepancies between the containers received and the COC.	True	
Samples are received within Holding Time (excluding tests with immediate HTs)	True	
Sample containers have legible labels.	True	
Containers are not broken or leaking.	True	
Sample collection date/times are provided.	True	
Appropriate sample containers are used.	False	Improper containers received.
Sample bottles are completely filled.	True	
Sample Preservation Verified.	N/A	
There is sufficient vol. for all requested analyses, incl. any requested MS/MSDs	True	
Containers requiring zero headspace have no headspace or bubble is <6mm (1/4").	True	
Multiphasic samples are not present.	True	
Samples do not require splitting or compositing.	True	
Residual Chlorine Checked.	N/A	

Login Sample Receipt Checklist

Client: CH2M Hill Constructors, Inc.

Job Number: 320-18794-1

Login Number: 18794
List Number: 2
Creator: Soto, Mayra A

List Source: TestAmerica Denver
List Creation: 05/13/16 05:05 PM

Question	Answer	Comment
Radioactivity wasn't checked or is </= background as measured by a survey meter.	N/A	
The cooler's custody seal, if present, is intact.	True	
Sample custody seals, if present, are intact.	True	
The cooler or samples do not appear to have been compromised or tampered with.	True	
Samples were received on ice.	True	
Cooler Temperature is acceptable.	True	
Cooler Temperature is recorded.	True	
COC is present.	True	
COC is filled out in ink and legible.	True	
COC is filled out with all pertinent information.	True	
Is the Field Sampler's name present on COC?	False	Received project as a subcontract.
There are no discrepancies between the containers received and the COC.	True	
Samples are received within Holding Time (excluding tests with immediate HTs)	True	
Sample containers have legible labels.	True	
Containers are not broken or leaking.	True	
Sample collection date/times are provided.	True	
Appropriate sample containers are used.	True	
Sample bottles are completely filled.	True	
Sample Preservation Verified.	True	
There is sufficient vol. for all requested analyses, incl. any requested MS/MSDs	True	
Containers requiring zero headspace have no headspace or bubble is <6mm (1/4").	N/A	
Multiphasic samples are not present.	True	
Samples do not require splitting or compositing.	True	
Residual Chlorine Checked.	N/A	

Login Sample Receipt Checklist

Client: CH2M Hill Constructors, Inc.

Job Number: 320-18794-1

Login Number: 18794
List Number: 3
Creator: Soto, Mayra A

List Source: TestAmerica Denver
List Creation: 05/13/16 05:16 PM

Question	Answer	Comment
Radioactivity wasn't checked or is </= background as measured by a survey meter.	N/A	
The cooler's custody seal, if present, is intact.	True	
Sample custody seals, if present, are intact.	True	
The cooler or samples do not appear to have been compromised or tampered with.	True	
Samples were received on ice.	True	
Cooler Temperature is acceptable.	True	
Cooler Temperature is recorded.	True	
COC is present.	True	
COC is filled out in ink and legible.	True	
COC is filled out with all pertinent information.	True	
Is the Field Sampler's name present on COC?	False	Received project as a subcontract.
There are no discrepancies between the containers received and the COC.	True	
Samples are received within Holding Time (excluding tests with immediate HTs)	True	
Sample containers have legible labels.	True	
Containers are not broken or leaking.	True	
Sample collection date/times are provided.	True	
Appropriate sample containers are used.	True	
Sample bottles are completely filled.	True	
Sample Preservation Verified.	True	
There is sufficient vol. for all requested analyses, incl. any requested MS/MSDs	True	
Containers requiring zero headspace have no headspace or bubble is <6mm (1/4").	N/A	
Multiphasic samples are not present.	True	
Samples do not require splitting or compositing.	True	
Residual Chlorine Checked.	N/A	

TestAmerica
THE LEADER IN ENVIRONMENTAL TESTING

ANALYTICAL REPORT

Job Number: 320-18794-1

Job Description: NAS Oceana, VA - 9000 CTO-WE01

For:
CH2M Hill Constructors, Inc.
1100 NE Circle Blvd
Corvallis, OR 97330

Attention: Tiffany Hill



Approved for release.
Laura Turpen
Project Manager I
5/27/2016 12:52 PM

Laura Turpen, Project Manager I
880 Riverside Parkway, West Sacramento, CA, 95605
(916)374-4414
laura.turpen@testamericainc.com
05/27/2016

The test results in this report relate only to the samples in this report and meet all requirements of NELAC, with any exceptions noted. Pursuant to NELAP, this report shall not be reproduced except in full, without the written approval of the laboratory. All questions regarding this report should be directed to the TestAmerica Denver Project Manager.

The Lab Certification ID# is 4025.

Reporting limits are adjusted for sample size used, dilutions and moisture content if applicable.

Table of Contents

Cover Title Page 1

Data Summaries 5

- Definitions 5
- Case Narrative 6
- Detection Summary 8
- Client Sample Results 10
- Default Detection Limits 14
- Isotope Dilution Summary 15
- QC Sample Results 16
- QC Association 20
- Chronicle 23
- Certification Summary 25
- Method Summary 26
- Sample Summary 27
- Manual Integration Summary 28
- Reagent Traceability 33
  - COAs 80

Organic Sample Data 540

- LCMS 540
  - Method PFC DOD 540
    - Method PFC DOD QC Summary 541
    - Method PFC DOD Sample Data 550
    - Standards Data 629
      - Method PFC DOD ICAL Data 629
      - Method PFC DOD CCAL Data 737
    - Raw QC Data 786

Table of Contents

Method PFC DOD Blank Data 786

Method PFC DOD LCS/LCSD Data 799

Method PFC DOD Run Logs 832

Method PFC DOD Prep Data 836

Inorganic Sample Data 846

Metals Data 846

Met Cover Page 847

Met Sample Data 848

Met QC Data 850

Met ICV/CCV 850

Met CRQL 865

Met Blanks 867

Met ICSA/ICSAB 872

Met MS/MSD/PDS 878

Met LCS/LCSD 881

Met Serial Dilution 883

Met MDL 884

Met IECF 888

Met Linear Ranges 900

Met Preparation Log 902

Met Analysis Run Log 904

Met Raw Data 914

Met Prep Data 2139

General Chemistry Data 2142

Gen Chem Cover Page 2143

Gen Chem Sample Data 2144

Table of Contents

Gen Chem QC Data 2147

Gen Chem ICV/CCV 2147

Gen Chem Blanks 2148

Gen Chem LCS/LCSD 2149

Gen Chem MDL 2150

Gen Chem Analysis Run Log 2156

Gen Chem Raw Data 2161

Gen Chem Prep Data 2245

Shipping and Receiving Documents 2249

Client Chain of Custody 2250

Sample Receipt Checklist 2252

Qualifiers

LCMS

Qualifier	Qualifier Description
Q	One or more quality control criteria failed.
D	The reported value is from a dilution.
J	Estimated: The analyte was positively identified; the quantitation is an estimation
M	Manual integrated compound.
U	Undetected at the Limit of Detection.
B	Blank contamination: The analyte was detected above one-half the reporting limit in an associated blank.

Metals

Qualifier	Qualifier Description
D	The reported value is from a dilution.
J	Estimated: The analyte was positively identified; the quantitation is an estimation
U	Undetected at the Limit of Detection.

General Chemistry

Qualifier	Qualifier Description
U	Undetected at the Limit of Detection.
J	Estimated: The analyte was positively identified; the quantitation is an estimation

Glossary

Abbreviation	These commonly used abbreviations may or may not be present in this report.
¤	Listed under the "D" column to designate that the result is reported on a dry weight basis
%R	Percent Recovery
CFL	Contains Free Liquid
CNF	Contains no Free Liquid
DER	Duplicate error ratio (normalized absolute difference)
Dil Fac	Dilution Factor
DL, RA, RE, IN	Indicates a Dilution, Re-analysis, Re-extraction, or additional Initial metals/anion analysis of the sample
DLC	Decision level concentration
MDA	Minimum detectable activity
EDL	Estimated Detection Limit
MDC	Minimum detectable concentration
MDL	Method Detection Limit
ML	Minimum Level (Dioxin)
NC	Not Calculated
ND	Not detected at the reporting limit (or MDL or EDL if shown)
PQL	Practical Quantitation Limit
QC	Quality Control
RER	Relative error ratio
RL	Reporting Limit or Requested Limit (Radiochemistry)
RPD	Relative Percent Difference, a measure of the relative difference between two points
TEF	Toxicity Equivalent Factor (Dioxin)
TEQ	Toxicity Equivalent Quotient (Dioxin)

CASE NARRATIVE

Client: CH2M Hill Constructors, Inc.

Project: NAS Oceana, VA - 9000 CTO-WE01

Report Number: 320-18794-1

With the exceptions noted as flags or footnotes, standard analytical protocols were followed in the analysis of the samples and no problems were encountered or anomalies observed. In addition all laboratory quality control samples were within established control limits, with any exceptions noted below. Each sample was analyzed to achieve the lowest possible reporting limit within the constraints of the method. In some cases, due to interference or analytes present at high concentrations, samples were diluted. For diluted samples, the reporting limits are adjusted relative to the dilution required.

TestAmerica West Sacramento attests to the validity of the laboratory data generated by TestAmerica facilities reported herein. All analyses performed by TestAmerica facilities were done using established laboratory SOPs that incorporate QA/QC procedures described in the applicable methods. TestAmerica's operations groups have reviewed the data for compliance with the laboratory QA/QC plan, and data have been found to be compliant with laboratory protocols unless otherwise noted below.

TestAmerica utilizes USEPA approved methods and DOD QSM, where applicable, in all analytical work. The samples presented in this report were analyzed for the parameter(s) listed on the analytical methods summary page in accordance with the method(s) indicated. A summary of QC data for these analyses is included at the back of the report.

All parameters for which TestAmerica West Sacramento has certification were evaluated to the QSM specified reporting convention or to the client specified format if different from QSM. Parameters not certified under QSM, if any, were evaluated to the detection limit (DL) and include qualified results where applicable.

The sample(s) that contain constituents flagged with U are undetected. The result associated with this flag is the limit of detection (LOD).

Calculations are performed before rounding to avoid round-off errors in calculated results.

All holding times were met and proper preservation noted for the methods performed on these samples, unless otherwise detailed in the individual sections below.

All solid sample results are reported on an "as received" basis unless otherwise indicated by the presence of a % solids value in the method header.

This laboratory report is confidential and is intended for the sole use of TestAmerica and its client.

RECEIPT

The samples were received on 05/11/2016; the samples arrived in good condition, properly preserved and on ice. The temperature of the coolers at receipt was 0.6 C.

No field filtered container for dissolved Iron was received for sample OF-INF01-0516. The lab took a portion of the sample from the TSS bottle and filtered and preserved it after discussing options with the client.

PFC

Samples OF-INF01-0516 (320-18794-1), OF-EFF01-0516 (320-18794-2), OF-FB78-0516 (320-18794-4), OF-RW78-0516 (320-18794-5), OF-RW78D-0516 (320-18794-6), OF-FB77-0516 (320-18794-7) and OF-RW77-0516 (320-18794-8) were analyzed for PFC in accordance with PFC. The samples were prepared on 05/12/2016 and analyzed on 05/25/2016 and 05/26/2016.

Perfluorooctanesulfonic acid (PFOS) was detected in method blank MB 320-109640/1-A at a level that was above the method detection limit but below the reporting limit. The value should be considered an estimate, and has been flagged. If the associated sample reported a result above the MDL and/or RL, the result has been flagged. Refer to the QC report for details.

Samples OF-INF01-0516 (320-18794-1)[20X] and OF-EFF01-0516 (320-18794-2)[20X] required dilution prior to analysis. The sample extracts for the following samples were darkly colored and had a precipitate. For this reason the samples were run with a dilution. The sample results show that a dilution was also indicated by the detected analyte levels. OF-INF01-0516 (320-18794-1) and OF-EFF01-0516 (320-18794-2) The reporting limits have been adjusted accordingly.

Insufficient sample volume was available to perform a matrix spike/matrix spike duplicate (MS/MSD) associated with analytical batch 320-109640.

Isotope Dilution Analyte (IDA) recovery is above the method recommended limit for the following samples: OF-INF01-0516 (320-18794-1) and OF-EFF01-0516 (320-18794-2). Quantitation by isotope dilution generally precludes any adverse effect on data quality due to

elevated IDA recoveries.

The Isotope Dilution Analyte (IDA) recovery associated with the following sample is below the method recommended limit: OF-RW78-0516 (320-18794-5). Generally, data quality is not considered affected if the IDA signal-to-noise ratio is greater than 10:1, which is achieved for all IDA in the sample.

The level 1 standard from the ICAL is used to evaluate the tune criteria. The instrument mass windows are set at +/- 0.5 amu, so detection of the analyte serves as verification that the assigned mass is within +/- 0.5 amu of the true value, which meets the DOD tune criterion. (ICV 320-111182/12)

No additional analytical or quality issues were noted, other than those described above or in the Definitions/Glossary page.

6010C
Sample OF-INF01-0516 (320-18794-1) was analyzed for 6010C in accordance with 6010C. The samples were prepared on 05/19/2016 and analyzed on 05/20/2016.

No analytical or quality issues were noted, other than those described above or in the Definitions/Glossary page.

6010C
Sample OF-INF01-0516 (320-18794-1) was analyzed for 6010C in accordance with 6010C. The samples were prepared on 05/17/2016 and analyzed on 05/18/2016.

No analytical or quality issues were noted, other than those described above or in the Definitions/Glossary page.

TOTAL SUSPENDED SOLIDS
Sample OF-INF01-0516 (320-18794-1) was analyzed for total suspended solids in accordance with SM 2540D. The samples were analyzed on 05/16/2016.

No analytical or quality issues were noted, other than those described above or in the Definitions/Glossary page.

TOTAL ORGANIC CARBON
Sample OF-CLTANK-0516 (320-18794-3) was analyzed for total organic carbon in accordance with EPA SW-846 Method 9060. The samples were analyzed on 05/18/2016.

TOC Result 1, TOC Result 2, TOC Result 3, TOC Result 4 and Total Organic Carbon - Quad were detected in method blank MB 280-326066/4 at levels that were above the method detection limit but below the reporting limit. The values should be considered estimates, and have been flagged. If the associated sample reported a result above the MDL and/or RL, the result has been flagged. Dissolved Organic Carbon - Quad, DOC Result 1, DOC Result 2, DOC Result 3 and DOC Result 4 were detected in method blank MB 280-326067/4 at levels that were above the method detection limit but below the reporting limit. The values should be considered estimates, and have been flagged. If the associated sample reported a result above the MDL and/or RL, the result has been flagged. Refer to the QC report for details.

Sample OF-CLTANK-0516 (320-18794-3)[2X] required dilution prior to analysis. The reporting limits have been adjusted accordingly.

No additional analytical or quality issues were noted, other than those described above or in the Definitions/Glossary page.

DISSOLVED ORGANIC CARBON
Sample OF-CLTANK-0516 (320-18794-3) was analyzed for dissolved organic carbon in accordance with EPA SW-846 Method 9060. The samples were analyzed on 05/18/2016.

No analytical or quality issues were noted, other than those described above or in the Definitions/Glossary page.

Detection Summary

Client: CH2M Hill Constructors, Inc.
Project/Site: NAS Oceana, VA - 9000 CTO-WE01

TestAmerica Job ID: 320-18794-1

Client Sample ID: OF-INF01-0516 — Lab Sample ID: 320-18794-1

Analyte	Result	Qualifier	LOQ	DL	Unit	Dil Fac	D	Method	Prep Type
Perfluoroheptanoic acid (PFHpA)	0.098	D	0.048	0.015	ug/L	20		WS-LC-0025	Total/NA
Perfluorooctanoic acid (PFOA)	5.3	D M	0.048	0.014	ug/L	20		WS-LC-0025	Total/NA
Perfluorobutanesulfonic acid (PFBS)	0.035	J D	0.048	0.017	ug/L	20		WS-LC-0025	Total/NA
Perfluorohexanesulfonic acid (PFHxS)	1.0	D M	0.048	0.017	ug/L	20		WS-LC-0025	Total/NA
Perfluorooctanesulfonic acid (PFOS)	1.8	Q B D M	0.076	0.024	ug/L	20		WS-LC-0025	Total/NA
Iron	5500		100	22	ug/L	1		6010C	Total/NA
Iron	170		100	22	ug/L	1		6010C	Dissolved
Total Suspended Solids	13		4.0	1.1	mg/L	1		SM 2540D	Total/NA

Client Sample ID: OF-EFF01-0516 — Lab Sample ID: 320-18794-2

Analyte	Result	Qualifier	LOQ	DL	Unit	Dil Fac	D	Method	Prep Type
Perfluoroheptanoic acid (PFHpA)	0.064	D	0.048	0.015	ug/L	20		WS-LC-0025	Total/NA
Perfluorooctanoic acid (PFOA)	3.7	D M	0.048	0.014	ug/L	20		WS-LC-0025	Total/NA
Perfluorobutanesulfonic acid (PFBS)	0.025	J D M	0.048	0.018	ug/L	20		WS-LC-0025	Total/NA
Perfluorohexanesulfonic acid (PFHxS)	0.85	D M	0.048	0.017	ug/L	20		WS-LC-0025	Total/NA
Perfluorooctanesulfonic acid (PFOS)	1.2	Q B D M	0.076	0.024	ug/L	20		WS-LC-0025	Total/NA

Client Sample ID: OF-CLTANK-0516 — Lab Sample ID: 320-18794-3

Analyte	Result	Qualifier	LOQ	DL	Unit	Dil Fac	D	Method	Prep Type
TOC Result 1	51		2.0	0.31	mg/L	2		9060	Total/NA
TOC Result 2	51		2.0	0.31	mg/L	2		9060	Total/NA
TOC Result 3	50		2.0	0.31	mg/L	2		9060	Total/NA
TOC Result 4	50		2.0	0.31	mg/L	2		9060	Total/NA
Total Organic Carbon - Quad	51		2.0	0.31	mg/L	2		9060	Total/NA
Dissolved Organic Carbon - Quad	29		2.0	0.31	mg/L	2		9060	Dissolved
DOC Result 1	29		2.0	0.31	mg/L	2		9060	Dissolved
DOC Result 2	30		2.0	0.31	mg/L	2		9060	Dissolved
DOC Result 3	29		2.0	0.31	mg/L	2		9060	Dissolved
DOC Result 4	29		2.0	0.31	mg/L	2		9060	Dissolved

Client Sample ID: OF-FB78-0516 — Lab Sample ID: 320-18794-4

Analyte	Result	Qualifier	LOQ	DL	Unit	Dil Fac	D	Method	Prep Type
Perfluorooctanoic acid (PFOA)	0.0040	M	0.0024	0.00072	ug/L	1		WS-LC-0025	Total/NA
Perfluorohexanesulfonic acid (PFHxS)	0.0016	J M	0.0024	0.00084	ug/L	1		WS-LC-0025	Total/NA
Perfluorooctanesulfonic acid (PFOS) - RA	0.011	M	0.0039	0.0012	ug/L	1		WS-LC-0025	Total/NA

Client Sample ID: OF-RW78-0516 — Lab Sample ID: 320-18794-5

Analyte	Result	Qualifier	LOQ	DL	Unit	Dil Fac	D	Method	Prep Type
Perfluorooctanoic acid (PFOA)	0.0017	J	0.0023	0.00069	ug/L	1		WS-LC-0025	Total/NA
Perfluorohexanesulfonic acid (PFHxS)	0.00083	J	0.0023	0.00080	ug/L	1		WS-LC-0025	Total/NA
Perfluorooctanesulfonic acid (PFOS) - RA	0.0027	J M	0.0037	0.0012	ug/L	1		WS-LC-0025	Total/NA

Client Sample ID: OF-RW78D-0516 — Lab Sample ID: 320-18794-6

This Detection Summary does not include radiochemical test results.

Client Sample ID: OF-RW78D-0516 (Continued) — Lab Sample ID: 320-18794-6

Analyte	Result	Qualifier	LOQ	DL	Unit	Dil Fac	D	Method	Prep Type
Perfluorooctanoic acid (PFOA)	0.0018	J M	0.0023	0.00067	ug/L	1		WS-LC-0025	Total/NA

Client Sample ID: OF-FB77-0516 — Lab Sample ID: 320-18794-7

No Detections.

Client Sample ID: OF-RW77-0516 — Lab Sample ID: 320-18794-8

No Detections.

This Detection Summary does not include radiochemical test results.

Client Sample ID: OF-INF01-0516

Lab Sample ID: 320-18794-1

Date Collected: 05/10/16 09:55

Matrix: Water

Date Received: 05/11/16 09:30

Method: WS-LC-0025 - Perfluorinated Hydrocarbons

Analyte	Result	Qualifier	LOQ	DL	Unit	D	Prepared	Analyzed	Dil Fac
Perfluoroheptanoic acid (PFHpA)	0.098	D	0.048	0.015	ug/L		05/12/16 10:01	05/26/16 12:46	20
Perfluorooctanoic acid (PFOA)	5.3	D M	0.048	0.014	ug/L		05/12/16 10:01	05/26/16 12:46	20
Perfluorononanoic acid (PFNA)	0.038	U	0.048	0.012	ug/L		05/12/16 10:01	05/26/16 12:46	20
Perfluorobutanesulfonic acid (PFBS)	0.035	J D	0.048	0.017	ug/L		05/12/16 10:01	05/26/16 12:46	20
Perfluorohexanesulfonic acid (PFHxS)	1.0	D M	0.048	0.017	ug/L		05/12/16 10:01	05/26/16 12:46	20
Perfluorooctanesulfonic acid (PFOS)	1.8	Q B D M	0.076	0.024	ug/L		05/12/16 10:01	05/26/16 12:46	20

Isotope Dilution	*%Recovery*	*Qualifier*	*Limits*	*Prepared*	*Analyzed*	*Dil Fac*
18O2 PFHxS	*160*	*Q*	*25 - 150*	*05/12/16 10:01*	*05/26/16 12:46*	*20*
13C4 PFOS	*124*		*25 - 150*	*05/12/16 10:01*	*05/26/16 12:46*	*20*
13C5 PFNA	*142*		*25 - 150*	*05/12/16 10:01*	*05/26/16 12:46*	*20*
13C4 PFOA	*118*		*25 - 150*	*05/12/16 10:01*	*05/26/16 12:46*	*20*
13C4-PFHpA	*141*		*25 - 150*	*05/12/16 10:01*	*05/26/16 12:46*	*20*

Method: 6010C - Metals (ICP)

Analyte	Result	Qualifier	LOQ	DL	Unit	D	Prepared	Analyzed	Dil Fac
Iron	5500		100	22	ug/L		05/17/16 08:05	05/18/16 16:30	1

Method: 6010C - Metals (ICP) - Dissolved

Analyte	Result	Qualifier	LOQ	DL	Unit	D	Prepared	Analyzed	Dil Fac
Iron	170		100	22	ug/L		05/19/16 14:45	05/20/16 22:44	1

General Chemistry

Analyte	Result	Qualifier	LOQ	DL	Unit	D	Prepared	Analyzed	Dil Fac
Total Suspended Solids	13		4.0	1.1	mg/L			05/16/16 16:19	1

Client Sample ID: OF-EFF01-0516

Lab Sample ID: 320-18794-2

Date Collected: 05/10/16 10:06

Matrix: Water

Date Received: 05/11/16 09:30

Method: WS-LC-0025 - Perfluorinated Hydrocarbons

Analyte	Result	Qualifier	LOQ	DL	Unit	D	Prepared	Analyzed	Dil Fac
Perfluoroheptanoic acid (PFHpA)	0.064	D	0.048	0.015	ug/L		05/12/16 10:01	05/26/16 13:07	20
Perfluorooctanoic acid (PFOA)	3.7	D M	0.048	0.014	ug/L		05/12/16 10:01	05/26/16 13:07	20
Perfluorononanoic acid (PFNA)	0.038	U	0.048	0.012	ug/L		05/12/16 10:01	05/26/16 13:07	20
Perfluorobutanesulfonic acid (PFBS)	0.025	J D M	0.048	0.018	ug/L		05/12/16 10:01	05/26/16 13:07	20
Perfluorohexanesulfonic acid (PFHxS)	0.85	D M	0.048	0.017	ug/L		05/12/16 10:01	05/26/16 13:07	20
Perfluorooctanesulfonic acid (PFOS)	1.2	Q B D M	0.076	0.024	ug/L		05/12/16 10:01	05/26/16 13:07	20

Isotope Dilution	*%Recovery*	*Qualifier*	*Limits*	*Prepared*	*Analyzed*	*Dil Fac*
18O2 PFHxS	*161*	*Q*	*25 - 150*	*05/12/16 10:01*	*05/26/16 13:07*	*20*
13C4 PFOS	*158*	*Q*	*25 - 150*	*05/12/16 10:01*	*05/26/16 13:07*	*20*
13C5 PFNA	*151*	*Q*	*25 - 150*	*05/12/16 10:01*	*05/26/16 13:07*	*20*
13C4 PFOA	*142*		*25 - 150*	*05/12/16 10:01*	*05/26/16 13:07*	*20*
13C4-PFHpA	*150*		*25 - 150*	*05/12/16 10:01*	*05/26/16 13:07*	*20*

Client Sample ID: OF-CLTANK-0516

Lab Sample ID: 320-18794-3

Date Collected: 05/10/16 10:48
Matrix: Water
Date Received: 05/11/16 09:30

General Chemistry

Analyte	Result	Qualifier	LOQ	DL	Unit	D	Prepared	Analyzed	Dil Fac
TOC Result 1	51		2.0	0.31	mg/L			05/18/16 21:05	2
TOC Result 2	51		2.0	0.31	mg/L			05/18/16 21:05	2
TOC Result 3	50		2.0	0.31	mg/L			05/18/16 21:05	2
TOC Result 4	50		2.0	0.31	mg/L			05/18/16 21:05	2
Total Organic Carbon - Quad	51		2.0	0.31	mg/L			05/18/16 21:05	2

General Chemistry - Dissolved

Analyte	Result	Qualifier	LOQ	DL	Unit	D	Prepared	Analyzed	Dil Fac
Dissolved Organic Carbon - Quad	29		2.0	0.31	mg/L			05/18/16 21:23	2
DOC Result 1	29		2.0	0.31	mg/L			05/18/16 21:23	2
DOC Result 2	30		2.0	0.31	mg/L			05/18/16 21:23	2
DOC Result 3	29		2.0	0.31	mg/L			05/18/16 21:23	2
DOC Result 4	29		2.0	0.31	mg/L			05/18/16 21:23	2

Client Sample ID: OF-FB78-0516

Lab Sample ID: 320-18794-4

Date Collected: 05/09/16 09:00
Matrix: Water
Date Received: 05/11/16 09:30

Method: WS-LC-0025 - Perfluorinated Hydrocarbons

Analyte	Result	Qualifier	LOQ	DL	Unit	D	Prepared	Analyzed	Dil Fac
Perfluoroheptanoic acid (PFHpA)	0.0019	U	0.0024	0.00078	ug/L		05/12/16 10:01	05/26/16 07:22	1
Perfluorooctanoic acid (PFOA)	0.0040	M	0.0024	0.00072	ug/L		05/12/16 10:01	05/26/16 07:22	1
Perfluorononanoic acid (PFNA)	0.0019	U	0.0024	0.00063	ug/L		05/12/16 10:01	05/26/16 07:22	1
Perfluorobutanesulfonic acid (PFBS)	0.0019	U	0.0024	0.00089	ug/L		05/12/16 10:01	05/26/16 07:22	1
Perfluorohexanesulfonic acid (PFHxS)	0.0016	J M	0.0024	0.00084	ug/L		05/12/16 10:01	05/26/16 07:22	1

Isotope Dilution	*%Recovery*	*Qualifier*	*Limits*	*Prepared*	*Analyzed*	*Dil Fac*
18O2 PFHxS	*122*		*25 - 150*	*05/12/16 10:01*	*05/26/16 07:22*	*1*
13C5 PFNA	*133*		*25 - 150*	*05/12/16 10:01*	*05/26/16 07:22*	*1*
13C4 PFOA	*141*		*25 - 150*	*05/12/16 10:01*	*05/26/16 07:22*	*1*
13C4-PFHpA	*131*		*25 - 150*	*05/12/16 10:01*	*05/26/16 07:22*	*1*

Method: WS-LC-0025 - Perfluorinated Hydrocarbons - RA

Analyte	Result	Qualifier	LOQ	DL	Unit	D	Prepared	Analyzed	Dil Fac
Perfluorooctanesulfonic acid (PFOS)	0.011	M	0.0039	0.0012	ug/L		05/12/16 10:01	05/25/16 08:00	1

Isotope Dilution	*%Recovery*	*Qualifier*	*Limits*	*Prepared*	*Analyzed*	*Dil Fac*
13C4 PFOS	*124*		*25 - 150*	*05/12/16 10:01*	*05/25/16 08:00*	*1*

Client Sample ID: OF-RW78-0516

Lab Sample ID: 320-18794-5

Date Collected: 05/09/16 09:05
Matrix: Water
Date Received: 05/11/16 09:30

Method: WS-LC-0025 - Perfluorinated Hydrocarbons

Analyte	Result	Qualifier	LOQ	DL	Unit	D	Prepared	Analyzed	Dil Fac
Perfluoroheptanoic acid (PFHpA)	0.0018	U	0.0023	0.00074	ug/L		05/12/16 10:01	05/26/16 07:44	1
Perfluorooctanoic acid (PFOA)	0.0017	J	0.0023	0.00069	ug/L		05/12/16 10:01	05/26/16 07:44	1
Perfluorononanoic acid (PFNA)	0.0018	U	0.0023	0.00060	ug/L		05/12/16 10:01	05/26/16 07:44	1
Perfluorobutanesulfonic acid (PFBS)	0.0018	U	0.0023	0.00085	ug/L		05/12/16 10:01	05/26/16 07:44	1
Perfluorohexanesulfonic acid (PFHxS)	0.00083	J	0.0023	0.00080	ug/L		05/12/16 10:01	05/26/16 07:44	1

Isotope Dilution	%Recovery	Qualifier	Limits	Prepared	Analyzed	Dil Fac
18O2 PFHxS	21	Q	25 - 150	05/12/16 10:01	05/26/16 07:44	1
13C5 PFNA	18	Q	25 - 150	05/12/16 10:01	05/26/16 07:44	1
13C4 PFOA	17	Q	25 - 150	05/12/16 10:01	05/26/16 07:44	1
13C4-PFHpA	17	Q	25 - 150	05/12/16 10:01	05/26/16 07:44	1

Method: WS-LC-0025 - Perfluorinated Hydrocarbons - RA

Analyte	Result	Qualifier	LOQ	DL	Unit	D	Prepared	Analyzed	Dil Fac
Perfluorooctanesulfonic acid (PFOS)	**0.0027**	**J M**	0.0037	0.0012	ug/L		05/12/16 10:01	05/25/16 08:21	1

Isotope Dilution	%Recovery	Qualifier	Limits	Prepared	Analyzed	Dil Fac
13C4 PFOS	132		25 - 150	05/12/16 10:01	05/25/16 08:21	1

Client Sample ID: OF-RW78D-0516
Date Collected: 05/09/16 09:07
Date Received: 05/11/16 09:30

Lab Sample ID: 320-18794-6
Matrix: Water

Method: WS-LC-0025 - Perfluorinated Hydrocarbons

Analyte	Result	Qualifier	LOQ	DL	Unit	D	Prepared	Analyzed	Dil Fac
Perfluoroheptanoic acid (PFHpA)	0.0018	U	0.0023	0.00072	ug/L		05/12/16 10:01	05/26/16 08:05	1
Perfluorooctanoic acid (PFOA)	**0.0018**	**J M**	0.0023	0.00067	ug/L		05/12/16 10:01	05/26/16 08:05	1
Perfluorononanoic acid (PFNA)	0.0018	U	0.0023	0.00059	ug/L		05/12/16 10:01	05/26/16 08:05	1
Perfluorobutanesulfonic acid (PFBS)	0.0018	U	0.0023	0.00083	ug/L		05/12/16 10:01	05/26/16 08:05	1
Perfluorohexanesulfonic acid (PFHxS)	0.0018	U	0.0023	0.00078	ug/L		05/12/16 10:01	05/26/16 08:05	1

Isotope Dilution	%Recovery	Qualifier	Limits	Prepared	Analyzed	Dil Fac
18O2 PFHxS	140		25 - 150	05/12/16 10:01	05/26/16 08:05	1
13C5 PFNA	119		25 - 150	05/12/16 10:01	05/26/16 08:05	1
13C4 PFOA	126		25 - 150	05/12/16 10:01	05/26/16 08:05	1
13C4-PFHpA	117		25 - 150	05/12/16 10:01	05/26/16 08:05	1

Method: WS-LC-0025 - Perfluorinated Hydrocarbons - RA

Analyte	Result	Qualifier	LOQ	DL	Unit	D	Prepared	Analyzed	Dil Fac
Perfluorooctanesulfonic acid (PFOS)	0.0027	U M	0.0036	0.0012	ug/L		05/12/16 10:01	05/25/16 08:43	1

Isotope Dilution	%Recovery	Qualifier	Limits	Prepared	Analyzed	Dil Fac
13C4 PFOS	147		25 - 150	05/12/16 10:01	05/25/16 08:43	1

Client Sample ID: OF-FB77-0516
Date Collected: 05/10/16 14:45
Date Received: 05/11/16 09:30

Lab Sample ID: 320-18794-7
Matrix: Water

Method: WS-LC-0025 - Perfluorinated Hydrocarbons

Analyte	Result	Qualifier	LOQ	DL	Unit	D	Prepared	Analyzed	Dil Fac
Perfluoroheptanoic acid (PFHpA)	0.0019	U	0.0024	0.00078	ug/L		05/12/16 10:01	05/26/16 08:26	1
Perfluorooctanoic acid (PFOA)	0.0019	U M	0.0024	0.00073	ug/L		05/12/16 10:01	05/26/16 08:26	1
Perfluorononanoic acid (PFNA)	0.0019	U	0.0024	0.00064	ug/L		05/12/16 10:01	05/26/16 08:26	1
Perfluorobutanesulfonic acid (PFBS)	0.0019	U	0.0024	0.00089	ug/L		05/12/16 10:01	05/26/16 08:26	1
Perfluorohexanesulfonic acid (PFHxS)	0.0019	U	0.0024	0.00085	ug/L		05/12/16 10:01	05/26/16 08:26	1

Isotope Dilution	%Recovery	Qualifier	Limits	Prepared	Analyzed	Dil Fac
18O2 PFHxS	144		25 - 150	05/12/16 10:01	05/26/16 08:26	1
13C5 PFNA	144		25 - 150	05/12/16 10:01	05/26/16 08:26	1
13C4 PFOA	141		25 - 150	05/12/16 10:01	05/26/16 08:26	1
13C4-PFHpA	142		25 - 150	05/12/16 10:01	05/26/16 08:26	1

Method: WS-LC-0025 - Perfluorinated Hydrocarbons - RA

Analyte	Result	Qualifier	LOQ	DL	Unit	D	Prepared	Analyzed	Dil Fac
Perfluorooctanesulfonic acid (PFOS)	0.0029	U	0.0039	0.0012	ug/L		05/12/16 10:01	05/25/16 09:04	1

Client Sample ID: OF-FB77-0516

Lab Sample ID: 320-18794-7

Date Collected: 05/10/16 14:45

Matrix: Water

Date Received: 05/11/16 09:30

Isotope Dilution	%Recovery	Qualifier	Limits	Prepared	Analyzed	Dil Fac
13C4 PFOS	135		25 - 150	05/12/16 10:01	05/25/16 09:04	1

Client Sample ID: OF-RW77-0516

Lab Sample ID: 320-18794-8

Date Collected: 05/10/16 14:54

Matrix: Water

Date Received: 05/11/16 09:30

Method: WS-LC-0025 - Perfluorinated Hydrocarbons

Analyte	Result	Qualifier	LOQ	DL	Unit	D	Prepared	Analyzed	Dil Fac
Perfluoroheptanoic acid (PFHpA)	0.0018	U	0.0023	0.00074	ug/L		05/12/16 10:01	05/26/16 08:47	1
Perfluorooctanoic acid (PFOA)	0.0018	U	0.0023	0.00069	ug/L		05/12/16 10:01	05/26/16 08:47	1
Perfluorononanoic acid (PFNA)	0.0018	U M	0.0023	0.00060	ug/L		05/12/16 10:01	05/26/16 08:47	1
Perfluorobutanesulfonic acid (PFBS)	0.0018	U	0.0023	0.00084	ug/L		05/12/16 10:01	05/26/16 08:47	1
Perfluorohexanesulfonic acid (PFHxS)	0.0018	U	0.0023	0.00080	ug/L		05/12/16 10:01	05/26/16 08:47	1

Isotope Dilution	%Recovery	Qualifier	Limits	Prepared	Analyzed	Dil Fac
18O2 PFHxS	134		25 - 150	05/12/16 10:01	05/26/16 08:47	1
13C5 PFNA	106		25 - 150	05/12/16 10:01	05/26/16 08:47	1
13C4 PFOA	118		25 - 150	05/12/16 10:01	05/26/16 08:47	1
13C4-PFHpA	107		25 - 150	05/12/16 10:01	05/26/16 08:47	1

Method: WS-LC-0025 - Perfluorinated Hydrocarbons - RA

Analyte	Result	Qualifier	LOQ	DL	Unit	D	Prepared	Analyzed	Dil Fac
Perfluorooctanesulfonic acid (PFOS)	0.0028	U	0.0037	0.0012	ug/L		05/12/16 10:01	05/25/16 09:25	1

Isotope Dilution	%Recovery	Qualifier	Limits	Prepared	Analyzed	Dil Fac
13C4 PFOS	148		25 - 150	05/12/16 10:01	05/25/16 09:25	1

Default Detection Limits

Client: CH2M Hill Constructors, Inc.
Project/Site: NAS Oceana, VA - 9000 CTO-WE01

TestAmerica Job ID: 320-18794-1

Method: WS-LC-0025 - Perfluorinated Hydrocarbons

Prep: 3535

Analyte	LOQ	DL	Units	Method
Perfluorobutanesulfonic acid (PFBS)	0.0025	0.00092	ug/L	WS-LC-0025
Perfluoroheptanoic acid (PFHpA)	0.0025	0.00080	ug/L	WS-LC-0025
Perfluorohexanesulfonic acid (PFHxS)	0.0025	0.00087	ug/L	WS-LC-0025
Perfluorononanoic acid (PFNA)	0.0025	0.00065	ug/L	WS-LC-0025
Perfluorooctanesulfonic acid (PFOS)	0.0040	0.0013	ug/L	WS-LC-0025
Perfluorooctanoic acid (PFOA)	0.0025	0.00075	ug/L	WS-LC-0025

Method: 6010C - Metals (ICP)

Prep: 3010A

Analyte	LOQ	DL	Units	Method
Iron	100	22	ug/L	6010C

Method: 6010C - Metals (ICP) - Dissolved

Prep: 3005A

Analyte	LOQ	DL	Units	Method
Iron	100	22	ug/L	6010C

General Chemistry

Analyte	LOQ	DL	Units	Method
TOC Result 1	1.0	0.16	mg/L	9060
TOC Result 2	1.0	0.16	mg/L	9060
TOC Result 3	1.0	0.16	mg/L	9060
TOC Result 4	1.0	0.16	mg/L	9060
Total Organic Carbon - Quad	1.0	0.16	mg/L	9060
Total Suspended Solids	4.0	1.1	mg/L	SM 2540D

General Chemistry - Dissolved

Analyte	LOQ	DL	Units	Method
Dissolved Organic Carbon - Quad	1.0	0.16	mg/L	9060
DOC Result 1	1.0	0.16	mg/L	9060
DOC Result 2	1.0	0.16	mg/L	9060
DOC Result 3	1.0	0.16	mg/L	9060
DOC Result 4	1.0	0.16	mg/L	9060

Isotope Dilution Summary

Client: CH2M Hill Constructors, Inc.
Project/Site: NAS Oceana, VA - 9000 CTO-WE01

TestAmerica Job ID: 320-18794-1

Method: WS-LC-0025 - Perfluorinated Hydrocarbons

Matrix: Water

Prep Type: Total/NA

		Percent Isotope Dilution Recovery (Acceptance Limits)							
		3O2 PFHx	3C4 PFOS	3C5 PFNA	3C4 PFOA	3C4-PFHp			
Lab Sample ID	Client Sample ID	(25-150)	(25-150)	(25-150)	(25-150)	(25-150)			
320-18794-1	OF-INF01-0516	160 Q	124	142	118	141			
320-18794-2	OF-EFF01-0516	161 Q	158 Q	151 Q	142	150			
320-18794-4 - RA	OF-FB78-0516		124						
320-18794-4	OF-FB78-0516	122		133	141	131			
320-18794-5 - RA	OF-RW78-0516		132						
320-18794-5	OF-RW78-0516	21 Q		18 Q	17 Q	17 Q			
320-18794-6 - RA	OF-RW78D-0516		147						
320-18794-6	OF-RW78D-0516	140		119	126	117			
320-18794-7 - RA	OF-FB77-0516		135						
320-18794-7	OF-FB77-0516	144		144	141	142			
320-18794-8 - RA	OF-RW77-0516		148						
320-18794-8	OF-RW77-0516	134		106	118	107			
LCS 320-109640/2-A - RA	Lab Control Sample		132						
LCS 320-109640/2-A	Lab Control Sample	121		138	132	122			
LCSD 320-109640/3-A - RA	Lab Control Sample Dup		119						
LCSD 320-109640/3-A	Lab Control Sample Dup	114		129	124	125			
MB 320-109640/1-A - RA	Method Blank		120						
MB 320-109640/1-A	Method Blank	115		129	142	128			

Surrogate Legend

18O2 PFHxS = 18O2 PFHxS
13C4 PFOS = 13C4 PFOS
13C5 PFNA = 13C5 PFNA
13C4 PFOA = 13C4 PFOA
13C4-PFHpA = 13C4-PFHpA

Method: WS-LC-0025 - Perfluorinated Hydrocarbons

Lab Sample ID: MB 320-109640/1-A
Matrix: Water
Analysis Batch: 111390

Client Sample ID: Method Blank
Prep Type: Total/NA
Prep Batch: 109640

Analyte	MB Result	MB Qualifier	LOQ	DL	Unit	D	Prepared	Analyzed	Dil Fac
Perfluoroheptanoic acid (PFHpA)	0.0020	U	0.0025	0.00080	ug/L		05/12/16 10:01	05/26/16 05:37	1
Perfluorooctanoic acid (PFOA)	0.0020	U	0.0025	0.00075	ug/L		05/12/16 10:01	05/26/16 05:37	1
Perfluorononanoic acid (PFNA)	0.0020	U	0.0025	0.00065	ug/L		05/12/16 10:01	05/26/16 05:37	1
Perfluorobutanesulfonic acid (PFBS)	0.0020	U	0.0025	0.00092	ug/L		05/12/16 10:01	05/26/16 05:37	1
Perfluorohexanesulfonic acid (PFHxS)	0.0020	U	0.0025	0.00087	ug/L		05/12/16 10:01	05/26/16 05:37	1

Isotope Dilution	*MB %Recovery*	*MB Qualifier*	*Limits*	*Prepared*	*Analyzed*	*Dil Fac*
18O2 PFHxS	*115*		*25 - 150*	*05/12/16 10:01*	*05/26/16 05:37*	*1*
13C5 PFNA	*129*		*25 - 150*	*05/12/16 10:01*	*05/26/16 05:37*	*1*
13C4 PFOA	*142*		*25 - 150*	*05/12/16 10:01*	*05/26/16 05:37*	*1*
13C4-PFHpA	*128*		*25 - 150*	*05/12/16 10:01*	*05/26/16 05:37*	*1*

Lab Sample ID: LCS 320-109640/2-A
Matrix: Water
Analysis Batch: 111390

Client Sample ID: Lab Control Sample
Prep Type: Total/NA
Prep Batch: 109640

Analyte	Spike Added	LCS Result	LCS Qualifier	Unit	D	%Rec	%Rec. Limits
Perfluoroheptanoic acid (PFHpA)	0.0400	0.0393		ug/L		98	60 - 140
Perfluorooctanoic acid (PFOA)	0.0400	0.0334		ug/L		84	60 - 140
Perfluorononanoic acid (PFNA)	0.0400	0.0358		ug/L		90	60 - 140
Perfluorobutanesulfonic acid (PFBS)	0.0354	0.0304		ug/L		86	50 - 150
Perfluorohexanesulfonic acid (PFHxS)	0.0364	0.0376	M	ug/L		103	60 - 140

Isotope Dilution	*LCS %Recovery*	*LCS Qualifier*	*Limits*
18O2 PFHxS	*121*		*25 - 150*
13C5 PFNA	*138*		*25 - 150*
13C4 PFOA	*132*		*25 - 150*
13C4-PFHpA	*122*		*25 - 150*

Lab Sample ID: LCSD 320-109640/3-A
Matrix: Water
Analysis Batch: 111390

Client Sample ID: Lab Control Sample Dup
Prep Type: Total/NA
Prep Batch: 109640

Analyte	Spike Added	LCSD Result	LCSD Qualifier	Unit	D	%Rec	%Rec. Limits	RPD	RPD Limit
Perfluoroheptanoic acid (PFHpA)	0.0400	0.0404		ug/L		101	60 - 140	3	30
Perfluorooctanoic acid (PFOA)	0.0400	0.0380		ug/L		95	60 - 140	13	30
Perfluorononanoic acid (PFNA)	0.0400	0.0388		ug/L		97	60 - 140	8	30
Perfluorobutanesulfonic acid (PFBS)	0.0354	0.0311		ug/L		88	50 - 150	2	30
Perfluorohexanesulfonic acid (PFHxS)	0.0364	0.0300		ug/L		82	60 - 140	22	30

Isotope Dilution	*LCSD %Recovery*	*LCSD Qualifier*	*Limits*
18O2 PFHxS	*114*		*25 - 150*
13C5 PFNA	*129*		*25 - 150*
13C4 PFOA	*124*		*25 - 150*
13C4-PFHpA	*125*		*25 - 150*

Method: WS-LC-0025 - Perfluorinated Hydrocarbons - RA

Lab Sample ID: MB 320-109640/1-A
Matrix: Water
Analysis Batch: 111182

Client Sample ID: Method Blank
Prep Type: Total/NA
Prep Batch: 109640

Analyte	MB Result	MB Qualifier	LOQ	DL	Unit	D	Prepared	Analyzed	Dil Fac
Perfluorooctanesulfonic acid (PFOS) - RA	0.00136	J M	0.0040	0.0013	ug/L		05/12/16 10:01	05/25/16 06:14	1

Isotope Dilution	*MB %Recovery*	*MB Qualifier*	*Limits*	*Prepared*	*Analyzed*	*Dil Fac*
13C4 PFOS - RA	*120*		*25 - 150*	*05/12/16 10:01*	*05/25/16 06:14*	*1*

Lab Sample ID: LCS 320-109640/2-A
Matrix: Water
Analysis Batch: 111182

Client Sample ID: Lab Control Sample
Prep Type: Total/NA
Prep Batch: 109640

Analyte	Spike Added	LCS Result	LCS Qualifier	Unit	D	%Rec	%Rec. Limits
Perfluorooctanesulfonic acid (PFOS) - RA	0.0371	0.0329	M	ug/L		89	60 - 140

Isotope Dilution	*LCS %Recovery*	*LCS Qualifier*	*Limits*
13C4 PFOS - RA	*132*		*25 - 150*

Lab Sample ID: LCSD 320-109640/3-A
Matrix: Water
Analysis Batch: 111182

Client Sample ID: Lab Control Sample Dup
Prep Type: Total/NA
Prep Batch: 109640

Analyte	Spike Added	LCSD Result	LCSD Qualifier	Unit	D	%Rec	%Rec. Limits	RPD	RPD Limit
Perfluorooctanesulfonic acid (PFOS) - RA	0.0371	0.0334	M	ug/L		90	60 - 140	1	30

Isotope Dilution	*LCSD %Recovery*	*LCSD Qualifier*	*Limits*
13C4 PFOS - RA	*119*		*25 - 150*

Method: 6010C - Metals (ICP)

Lab Sample ID: MB 280-325380/1-A
Matrix: Water
Analysis Batch: 326010

Client Sample ID: Method Blank
Prep Type: Total/NA
Prep Batch: 325380

Analyte	MB Result	MB Qualifier	LOQ	DL	Unit	D	Prepared	Analyzed	Dil Fac
Iron	85	U	100	22	ug/L		05/17/16 08:05	05/18/16 16:25	1

Lab Sample ID: LCS 280-325380/2-A
Matrix: Water
Analysis Batch: 326010

Client Sample ID: Lab Control Sample
Prep Type: Total/NA
Prep Batch: 325380

Analyte	Spike Added	LCS Result	LCS Qualifier	Unit	D	%Rec	%Rec. Limits
Iron	1000	992		ug/L		99	87 - 115

Lab Sample ID: MB 280-325709/1-C
Matrix: Water
Analysis Batch: 326363

Client Sample ID: Method Blank
Prep Type: Dissolved
Prep Batch: 325989

Analyte	MB Result	MB Qualifier	LOQ	DL	Unit	D	Prepared	Analyzed	Dil Fac
Iron	85	U	100	22	ug/L		05/19/16 14:45	05/20/16 22:34	1

Lab Sample ID: LCS 280-325709/2-C
Matrix: Water
Analysis Batch: 326363

Client Sample ID: Lab Control Sample
Prep Type: Dissolved
Prep Batch: 325989

Analyte			Spike Added	LCS Result	LCS Qualifier	Unit	D	%Rec	%Rec. Limits		
Iron			1000	996		ug/L		100	87 - 115		

Lab Sample ID: 320-18794-1 MS
Matrix: Water
Analysis Batch: 326363

Client Sample ID: OF-INF01-0516
Prep Type: Dissolved
Prep Batch: 325989

Analyte	Sample Result	Sample Qualifier	Spike Added	MS Result	MS Qualifier	Unit	D	%Rec	%Rec. Limits		
Iron	170		1000	1150		ug/L		98	87 - 115		

Lab Sample ID: 320-18794-1 MSD
Matrix: Water
Analysis Batch: 326363

Client Sample ID: OF-INF01-0516
Prep Type: Dissolved
Prep Batch: 325989

Analyte	Sample Result	Sample Qualifier	Spike Added	MSD Result	MSD Qualifier	Unit	D	%Rec	%Rec. Limits	RPD	RPD Limit
Iron	170		1000	1160		ug/L		98	87 - 115	0	20

Method: 9060 - Organic Carbon, Total (TOC)

Lab Sample ID: MB 280-326066/4
Matrix: Water
Analysis Batch: 326066

Client Sample ID: Method Blank
Prep Type: Total/NA

Analyte	MB Result	MB Qualifier	LOQ	DL	Unit	D	Prepared	Analyzed	Dil Fac
TOC Result 1	0.251	J	1.0	0.16	mg/L			05/18/16 16:58	1
TOC Result 2	0.252	J	1.0	0.16	mg/L			05/18/16 16:58	1
TOC Result 3	0.251	J	1.0	0.16	mg/L			05/18/16 16:58	1
TOC Result 4	0.255	J	1.0	0.16	mg/L			05/18/16 16:58	1
Total Organic Carbon - Quad	0.252	J	1.0	0.16	mg/L			05/18/16 16:58	1

Lab Sample ID: LCS 280-326066/3
Matrix: Water
Analysis Batch: 326066

Client Sample ID: Lab Control Sample
Prep Type: Total/NA

Analyte			Spike Added	LCS Result	LCS Qualifier	Unit	D	%Rec	%Rec. Limits		
TOC Result 1			25.0	24.6		mg/L		98	88 - 112		
TOC Result 2			25.0	24.4		mg/L		98	88 - 112		
TOC Result 3			25.0	24.4		mg/L		98	88 - 112		
TOC Result 4			25.0	24.7		mg/L		99	88 - 112		
Total Organic Carbon - Quad			25.0	24.5		mg/L		98	88 - 112		

Method: SM 2540D - Solids, Total Suspended (TSS)

Lab Sample ID: MB 280-325537/2
Matrix: Water
Analysis Batch: 325537

Client Sample ID: Method Blank
Prep Type: Total/NA

Analyte	MB Result	MB Qualifier	LOQ	DL	Unit	D	Prepared	Analyzed	Dil Fac
Total Suspended Solids	2.8	U	4.0	1.1	mg/L			05/16/16 16:19	1

Method: SM 2540D - Solids, Total Suspended (TSS) (Continued)

Lab Sample ID: LCS 280-325537/1
Matrix: Water
Analysis Batch: 325537

Client Sample ID: Lab Control Sample
Prep Type: Total/NA

Analyte	Spike Added	LCS Result	LCS Qualifier	Unit	D	%Rec	%Rec. Limits
Total Suspended Solids	100	90.0		mg/L		90	86 - 114

LCMS

Prep Batch: 109640

Lab Sample ID	Client Sample ID	Prep Type	Matrix	Method	Prep Batch
320-18794-1	OF-INF01-0516	Total/NA	Water	3535	
320-18794-2	OF-EFF01-0516	Total/NA	Water	3535	
320-18794-4	OF-FB78-0516	Total/NA	Water	3535	
320-18794-4 - RA	OF-FB78-0516	Total/NA	Water	3535	
320-18794-5	OF-RW78-0516	Total/NA	Water	3535	
320-18794-5 - RA	OF-RW78-0516	Total/NA	Water	3535	
320-18794-6	OF-RW78D-0516	Total/NA	Water	3535	
320-18794-6 - RA	OF-RW78D-0516	Total/NA	Water	3535	
320-18794-7	OF-FB77-0516	Total/NA	Water	3535	
320-18794-7 - RA	OF-FB77-0516	Total/NA	Water	3535	
320-18794-8	OF-RW77-0516	Total/NA	Water	3535	
320-18794-8 - RA	OF-RW77-0516	Total/NA	Water	3535	
LCS 320-109640/2-A	Lab Control Sample	Total/NA	Water	3535	
LCS 320-109640/2-A - RA	Lab Control Sample	Total/NA	Water	3535	
LCSD 320-109640/3-A	Lab Control Sample Dup	Total/NA	Water	3535	
LCSD 320-109640/3-A - RA	Lab Control Sample Dup	Total/NA	Water	3535	
MB 320-109640/1-A	Method Blank	Total/NA	Water	3535	
MB 320-109640/1-A - RA	Method Blank	Total/NA	Water	3535	

Analysis Batch: 111182

Lab Sample ID	Client Sample ID	Prep Type	Matrix	Method	Prep Batch
320-18794-4 - RA	OF-FB78-0516	Total/NA	Water	WS-LC-0025	109640
320-18794-5 - RA	OF-RW78-0516	Total/NA	Water	WS-LC-0025	109640
320-18794-6 - RA	OF-RW78D-0516	Total/NA	Water	WS-LC-0025	109640
320-18794-7 - RA	OF-FB77-0516	Total/NA	Water	WS-LC-0025	109640
320-18794-8 - RA	OF-RW77-0516	Total/NA	Water	WS-LC-0025	109640
LCS 320-109640/2-A - RA	Lab Control Sample	Total/NA	Water	WS-LC-0025	109640
LCSD 320-109640/3-A - RA	Lab Control Sample Dup	Total/NA	Water	WS-LC-0025	109640
MB 320-109640/1-A - RA	Method Blank	Total/NA	Water	WS-LC-0025	109640

Analysis Batch: 111390

Lab Sample ID	Client Sample ID	Prep Type	Matrix	Method	Prep Batch
320-18794-1	OF-INF01-0516	Total/NA	Water	WS-LC-0025	109640
320-18794-2	OF-EFF01-0516	Total/NA	Water	WS-LC-0025	109640
320-18794-4	OF-FB78-0516	Total/NA	Water	WS-LC-0025	109640
320-18794-5	OF-RW78-0516	Total/NA	Water	WS-LC-0025	109640
320-18794-6	OF-RW78D-0516	Total/NA	Water	WS-LC-0025	109640
320-18794-7	OF-FB77-0516	Total/NA	Water	WS-LC-0025	109640
320-18794-8	OF-RW77-0516	Total/NA	Water	WS-LC-0025	109640
LCS 320-109640/2-A	Lab Control Sample	Total/NA	Water	WS-LC-0025	109640
LCSD 320-109640/3-A	Lab Control Sample Dup	Total/NA	Water	WS-LC-0025	109640
MB 320-109640/1-A	Method Blank	Total/NA	Water	WS-LC-0025	109640

Metals

Prep Batch: 325380

Lab Sample ID	Client Sample ID	Prep Type	Matrix	Method	Prep Batch
320-18794-1	OF-INF01-0516	Total/NA	Water	3010A	
LCS 280-325380/2-A	Lab Control Sample	Total/NA	Water	3010A	
MB 280-325380/1-A	Method Blank	Total/NA	Water	3010A	

Metals (Continued)

Filtration Batch: 325709

Lab Sample ID	Client Sample ID	Prep Type	Matrix	Method	Prep Batch
320-18794-1	OF-INF01-0516	Dissolved	Water	FILTRATION	
320-18794-1 MS	OF-INF01-0516	Dissolved	Water	FILTRATION	
320-18794-1 MSD	OF-INF01-0516	Dissolved	Water	FILTRATION	
320-18794-1 PDS	OF-INF01-0516	Dissolved	Water	FILTRATION	
320-18794-1 SD	OF-INF01-0516	Dissolved	Water	FILTRATION	
LCS 280-325709/2-C	Lab Control Sample	Dissolved	Water	FILTRATION	
MB 280-325709/1-C	Method Blank	Dissolved	Water	FILTRATION	

Prep Batch: 325989

Lab Sample ID	Client Sample ID	Prep Type	Matrix	Method	Prep Batch
320-18794-1	OF-INF01-0516	Dissolved	Water	3005A	325709
320-18794-1 MS	OF-INF01-0516	Dissolved	Water	3005A	325709
320-18794-1 MSD	OF-INF01-0516	Dissolved	Water	3005A	325709
320-18794-1 PDS	OF-INF01-0516	Dissolved	Water	3005A	325709
320-18794-1 SD	OF-INF01-0516	Dissolved	Water	3005A	325709
LCS 280-325709/2-C	Lab Control Sample	Dissolved	Water	3005A	325709
MB 280-325709/1-C	Method Blank	Dissolved	Water	3005A	325709

Analysis Batch: 326010

Lab Sample ID	Client Sample ID	Prep Type	Matrix	Method	Prep Batch
320-18794-1	OF-INF01-0516	Total/NA	Water	6010C	325380
CRI 280-326010/17	DL		Water	6010C	
ICSA 280-326010/19	ICS		Water	6010C	
ICSAB 280-326010/20	ICS		Water	6010C	
LCS 280-325380/2-A	Lab Control Sample	Total/NA	Water	6010C	325380
MB 280-325380/1-A	Method Blank	Total/NA	Water	6010C	325380

Analysis Batch: 326363

Lab Sample ID	Client Sample ID	Prep Type	Matrix	Method	Prep Batch
320-18794-1	OF-INF01-0516	Dissolved	Water	6010C	325989
320-18794-1 MS	OF-INF01-0516	Dissolved	Water	6010C	325989
320-18794-1 MSD	OF-INF01-0516	Dissolved	Water	6010C	325989
320-18794-1 SD	OF-INF01-0516	Dissolved	Water	6010C	325989
CRI 280-326363/12	DL		Water	6010C	
ICSA 280-326363/13	ICS		Water	6010C	
ICSAB 280-326363/14	ICS		Water	6010C	
LCS 280-325709/2-C	Lab Control Sample	Dissolved	Water	6010C	325989
MB 280-325709/1-C	Method Blank	Dissolved	Water	6010C	325989

Analysis Batch: 326681

Lab Sample ID	Client Sample ID	Prep Type	Matrix	Method	Prep Batch
320-18794-1 PDS	OF-INF01-0516	Dissolved	Water	6010C	325989
CRI 280-326681/13	DL		Water	6010C	
ICSA 280-326681/14	ICS		Water	6010C	
ICSAB 280-326681/15	ICS		Water	6010C	

General Chemistry

Analysis Batch: 325537

Lab Sample ID	Client Sample ID	Prep Type	Matrix	Method	Prep Batch
320-18794-1	OF-INF01-0516	Total/NA	Water	SM 2540D	
LCS 280-325537/1	Lab Control Sample	Total/NA	Water	SM 2540D	
MB 280-325537/2	Method Blank	Total/NA	Water	SM 2540D	

Analysis Batch: 326066

Lab Sample ID	Client Sample ID	Prep Type	Matrix	Method	Prep Batch
320-18794-3	OF-CLTANK-0516	Total/NA	Water	9060	
LCS 280-326066/3	Lab Control Sample	Total/NA	Water	9060	
MB 280-326066/4	Method Blank	Total/NA	Water	9060	

Analysis Batch: 326067

Lab Sample ID	Client Sample ID	Prep Type	Matrix	Method	Prep Batch
320-18794-3	OF-CLTANK-0516	Dissolved	Water	9060	
LCS 280-326067/3	Lab Control Sample	Total/NA	Water	9060	
MB 280-326067/4	Method Blank	Total/NA	Water	9060	

Client Sample ID: OF-INF01-0516
Lab Sample ID: 320-18794-1
Date Collected: 05/10/16 09:55
Matrix: Water
Date Received: 05/11/16 09:30

Prep Type	Batch Type	Batch Method	Run	Dilution Factor	Batch Number	Prepared or Analyzed	Analyst	Lab
Total/NA	Prep	3535			109640	05/12/16 10:01	VPM	TAL SAC
Total/NA	Analysis	WS-LC-0025		20	111390	05/26/16 12:46	JRB	TAL SAC
Dissolved	Filtration	FILTRATION			325709	05/18/16 14:54	TEB	TAL DEN
Dissolved	Prep	3005A			325989	05/19/16 14:45	SEJ	TAL DEN
Dissolved	Analysis	6010C		1	326363	05/20/16 22:44	CMK	TAL DEN
Total/NA	Prep	3010A			325380	05/17/16 08:05	TEB	TAL DEN
Total/NA	Analysis	6010C		1	326010	05/18/16 16:30	CRR	TAL DEN
Total/NA	Analysis	SM 2540D		1	325537	05/16/16 16:19	SVC	TAL DEN

Client Sample ID: OF-EFF01-0516
Lab Sample ID: 320-18794-2
Date Collected: 05/10/16 10:06
Matrix: Water
Date Received: 05/11/16 09:30

Prep Type	Batch Type	Batch Method	Run	Dilution Factor	Batch Number	Prepared or Analyzed	Analyst	Lab
Total/NA	Prep	3535			109640	05/12/16 10:01	VPM	TAL SAC
Total/NA	Analysis	WS-LC-0025		20	111390	05/26/16 13:07	JRB	TAL SAC

Client Sample ID: OF-CLTANK-0516
Lab Sample ID: 320-18794-3
Date Collected: 05/10/16 10:48
Matrix: Water
Date Received: 05/11/16 09:30

Prep Type	Batch Type	Batch Method	Run	Dilution Factor	Batch Number	Prepared or Analyzed	Analyst	Lab
Dissolved	Analysis	9060		2	326067	05/18/16 21:23	CCJ	TAL DEN
Total/NA	Analysis	9060		2	326066	05/18/16 21:05	CCJ	TAL DEN

Client Sample ID: OF-FB78-0516
Lab Sample ID: 320-18794-4
Date Collected: 05/09/16 09:00
Matrix: Water
Date Received: 05/11/16 09:30

Prep Type	Batch Type	Batch Method	Run	Dilution Factor	Batch Number	Prepared or Analyzed	Analyst	Lab
Total/NA	Prep	3535			109640	05/12/16 10:01	VPM	TAL SAC
Total/NA	Analysis	WS-LC-0025		1	111390	05/26/16 07:22	JRB	TAL SAC
Total/NA	Prep	3535	RA		109640	05/12/16 10:01	VPM	TAL SAC
Total/NA	Analysis	WS-LC-0025	RA	1	111182	05/25/16 08:00	JRB	TAL SAC

Client Sample ID: OF-RW78-0516
Lab Sample ID: 320-18794-5
Date Collected: 05/09/16 09:05
Matrix: Water
Date Received: 05/11/16 09:30

Prep Type	Batch Type	Batch Method	Run	Dilution Factor	Batch Number	Prepared or Analyzed	Analyst	Lab
Total/NA	Prep	3535			109640	05/12/16 10:01	VPM	TAL SAC
Total/NA	Analysis	WS-LC-0025		1	111390	05/26/16 07:44	JRB	TAL SAC

Client Sample ID: OF-RW78-0516
Lab Sample ID: 320-18794-5
Date Collected: 05/09/16 09:05
Matrix: Water
Date Received: 05/11/16 09:30

Prep Type	Batch Type	Batch Method	Run	Dilution Factor	Batch Number	Prepared or Analyzed	Analyst	Lab
Total/NA	Prep	3535	RA		109640	05/12/16 10:01	VPM	TAL SAC
Total/NA	Analysis	WS-LC-0025	RA	1	111182	05/25/16 08:21	JRB	TAL SAC

Client Sample ID: OF-RW78D-0516
Lab Sample ID: 320-18794-6
Date Collected: 05/09/16 09:07
Matrix: Water
Date Received: 05/11/16 09:30

Prep Type	Batch Type	Batch Method	Run	Dilution Factor	Batch Number	Prepared or Analyzed	Analyst	Lab
Total/NA	Prep	3535			109640	05/12/16 10:01	VPM	TAL SAC
Total/NA	Analysis	WS-LC-0025		1	111390	05/26/16 08:05	JRB	TAL SAC
Total/NA	Prep	3535	RA		109640	05/12/16 10:01	VPM	TAL SAC
Total/NA	Analysis	WS-LC-0025	RA	1	111182	05/25/16 08:43	JRB	TAL SAC

Client Sample ID: OF-FB77-0516
Lab Sample ID: 320-18794-7
Date Collected: 05/10/16 14:45
Matrix: Water
Date Received: 05/11/16 09:30

Prep Type	Batch Type	Batch Method	Run	Dilution Factor	Batch Number	Prepared or Analyzed	Analyst	Lab
Total/NA	Prep	3535			109640	05/12/16 10:01	VPM	TAL SAC
Total/NA	Analysis	WS-LC-0025		1	111390	05/26/16 08:26	JRB	TAL SAC
Total/NA	Prep	3535	RA		109640	05/12/16 10:01	VPM	TAL SAC
Total/NA	Analysis	WS-LC-0025	RA	1	111182	05/25/16 09:04	JRB	TAL SAC

Client Sample ID: OF-RW77-0516
Lab Sample ID: 320-18794-8
Date Collected: 05/10/16 14:54
Matrix: Water
Date Received: 05/11/16 09:30

Prep Type	Batch Type	Batch Method	Run	Dilution Factor	Batch Number	Prepared or Analyzed	Analyst	Lab
Total/NA	Prep	3535			109640	05/12/16 10:01	VPM	TAL SAC
Total/NA	Analysis	WS-LC-0025		1	111390	05/26/16 08:47	JRB	TAL SAC
Total/NA	Prep	3535	RA		109640	05/12/16 10:01	VPM	TAL SAC
Total/NA	Analysis	WS-LC-0025	RA	1	111182	05/25/16 09:25	JRB	TAL SAC

Laboratory References:

TAL DEN = TestAmerica Denver, 4955 Yarrow Street, Arvada, CO 80002, TEL (303)736-0100

TAL SAC = TestAmerica Sacramento, 880 Riverside Parkway, West Sacramento, CA 95605, TEL (916)373-5600

Certification Summary

Client: CH2M Hill Constructors, Inc.
Project/Site: NAS Oceana, VA - 9000 CTO-WE01

TestAmerica Job ID: 320-18794-1

Laboratory: TestAmerica Sacramento

The certifications listed below are applicable to this report.

Authority	Program	EPA Region	Certification ID	Expiration Date
A2LA	DoD ELAP		2928-01	01-31-17
Oregon	NELAP	10	4040	01-29-17

Laboratory: TestAmerica Denver

Unless otherwise noted, all analytes for this laboratory were covered under each certification below.

Authority	Program	EPA Region	Certification ID	Expiration Date
A2LA	DoD ELAP		2907.01	10-31-17

The following analytes are included in this report, but certification is not offered by the governing authority:

Analysis Method	Prep Method	Matrix	Analyte
9060		Water	Dissolved Organic Carbon - Quad
9060		Water	DOC Result 1
9060		Water	DOC Result 2
9060		Water	DOC Result 3
9060		Water	DOC Result 4
9060		Water	TOC Result 1
9060		Water	TOC Result 2
9060		Water	TOC Result 3
9060		Water	TOC Result 4
9060		Water	Total Organic Carbon - Quad

Oregon	NELAP	10	4025	01-09-17

The following analytes are included in this report, but are not certified under this certification:

Analysis Method	Prep Method	Matrix	Analyte
9060		Water	TOC Result 1
9060		Water	TOC Result 2
9060		Water	TOC Result 3
9060		Water	TOC Result 4
9060		Water	Total Organic Carbon - Quad

The following analytes are included in this report, but certification is not offered by the governing authority:

Analysis Method	Prep Method	Matrix	Analyte
6010C	3005A	Water	Iron
6010C	3010A	Water	Iron
9060		Water	Dissolved Organic Carbon - Quad
9060		Water	DOC Result 1
9060		Water	DOC Result 2
9060		Water	DOC Result 3
9060		Water	DOC Result 4

Method Summary

Client: CH2M Hill Constructors, Inc.
Project/Site: NAS Oceana, VA - 9000 CTO-WE01

TestAmerica Job ID: 320-18794-1

Method	Method Description	Protocol	Laboratory
WS-LC-0025	Perfluorinated Hydrocarbons	TAL SOP	TAL SAC
6010C	Metals (ICP)	SW846	TAL DEN
9060	Organic Carbon, Total (TOC)	SW846	TAL DEN
9060	Organic Carbon, Dissolved (DOC)	SW846	TAL DEN
SM 2540D	Solids, Total Suspended (TSS)	SM	TAL DEN

Protocol References:

SM = "Standard Methods For The Examination Of Water And Wastewater",

SW846 = "Test Methods For Evaluating Solid Waste, Physical/Chemical Methods", Third Edition, November 1986 And Its Updates.

TAL SOP = TestAmerica Laboratories, Standard Operating Procedure

Laboratory References:

TAL DEN = TestAmerica Denver, 4955 Yarrow Street, Arvada, CO 80002, TEL (303)736-0100

TAL SAC = TestAmerica Sacramento, 880 Riverside Parkway, West Sacramento, CA 95605, TEL (916)373-5600

Sample Summary

Client: CH2M Hill Constructors, Inc.
Project/Site: NAS Oceana, VA - 9000 CTO-WE01

TestAmerica Job ID: 320-18794-1

Lab Sample ID	Client Sample ID	Matrix	Collected	Received
320-18794-1	OF-INF01-0516	Water	05/10/16 09:55	05/11/16 09:30
320-18794-2	OF-EFF01-0516	Water	05/10/16 10:06	05/11/16 09:30
320-18794-3	OF-CLTANK-0516	Water	05/10/16 10:48	05/11/16 09:30
320-18794-4	OF-FB78-0516	Water	05/09/16 09:00	05/11/16 09:30
320-18794-5	OF-RW78-0516	Water	05/09/16 09:05	05/11/16 09:30
320-18794-6	OF-RW78D-0516	Water	05/09/16 09:07	05/11/16 09:30
320-18794-7	OF-FB77-0516	Water	05/10/16 14:45	05/11/16 09:30
320-18794-8	OF-RW77-0516	Water	05/10/16 14:54	05/11/16 09:30

LCMS MANUAL INTEGRATION SUMMARY

Lab Name: TestAmerica Sacramento Job No.: 320-18794-1

SDG No.:

Instrument ID: A4 Analysis Batch Number: 111390

Lab Sample ID: LCS 320-109640/2-A Client Sample ID:

Date Analyzed: 05/26/16 05:58 Lab File ID: 25MAY2016B4A_042.d GC Column: Acquity ID: 2.1(mm)

COMPOUND NAME	RETENTION TIME	MANUAL INTEGRATION		
		REASON	ANALYST	DATE
Perfluorohexanesulfonic acid (PFHxS)	9.41	Isomers	westendorfc	05/26/16 09:41

Lab Sample ID: 320-18794-4 Client Sample ID: OF-FB78-0516

Date Analyzed: 05/26/16 07:22 Lab File ID: 25MAY2016B4A_046.d GC Column: Acquity ID: 2.1(mm)

COMPOUND NAME	RETENTION TIME	MANUAL INTEGRATION		
		REASON	ANALYST	DATE
Perfluorohexanesulfonic acid (PFHxS)	9.41	Isomers	barnettj	05/26/16 15:54
Perfluorooctanoic acid (PFOA)	10.49	Isomers	barnettj	05/26/16 15:54

Lab Sample ID: 320-18794-6 Client Sample ID: OF-RW78D-0516

Date Analyzed: 05/26/16 08:05 Lab File ID: 25MAY2016B4A_048.d GC Column: Acquity ID: 2.1(mm)

COMPOUND NAME	RETENTION TIME	MANUAL INTEGRATION		
		REASON	ANALYST	DATE
Perfluorooctanoic acid (PFOA)	10.49	Isomers	barnettj	05/26/16 15:56

Lab Sample ID: 320-18794-7 Client Sample ID: OF-FB77-0516

Date Analyzed: 05/26/16 08:26 Lab File ID: 25MAY2016B4A_049.d GC Column: Acquity ID: 2.1(mm)

COMPOUND NAME	RETENTION TIME	MANUAL INTEGRATION		
		REASON	ANALYST	DATE
Perfluorooctanoic acid (PFOA)	10.48	Isomers	barnettj	05/26/16 15:57

LCMS MANUAL INTEGRATION SUMMARY

Lab Name: TestAmerica Sacramento Job No.: 320-18794-1

SDG No.:

Instrument ID: A4 Analysis Batch Number: 111390

Lab Sample ID: 320-18794-8 Client Sample ID: OF-RW77-0516

Date Analyzed: 05/26/16 08:47 Lab File ID: 25MAY2016B4A_050.d GC Column: Acquity ID: 2.1(mm)

COMPOUND NAME	RETENTION TIME	MANUAL INTEGRATION		
		REASON	ANALYST	DATE
Perfluorononanoic acid (PFNA)	11.49	Missed Peak	barnettj	05/26/16 15:59

Lab Sample ID: 320-18794-1 Client Sample ID: OF-INF01-0516

Date Analyzed: 05/26/16 12:46 Lab File ID: 25MAY2016B4A_061.d GC Column: Acquity ID: 2.1(mm)

COMPOUND NAME	RETENTION TIME	MANUAL INTEGRATION		
		REASON	ANALYST	DATE
Perfluorohexanesulfonic acid (PFHxS)	9.39	Isomers	barnettj	05/26/16 15:33
Perfluorooctanoic acid (PFOA)	10.48	Isomers	barnettj	05/26/16 15:33
Perfluorooctanesulfonic acid (PFOS)	11.44	Isomers	barnettj	05/26/16 15:33

Lab Sample ID: 320-18794-2 Client Sample ID: OF-EFF01-0516

Date Analyzed: 05/26/16 13:07 Lab File ID: 25MAY2016B4A_062.d GC Column: Acquity ID: 2.1(mm)

COMPOUND NAME	RETENTION TIME	MANUAL INTEGRATION		
		REASON	ANALYST	DATE
Perfluorobutanesulfonic acid (PFBS)	7.01	Baseline	barnettj	05/26/16 15:53
Perfluorohexanesulfonic acid (PFHxS)	9.40	Isomers	barnettj	05/26/16 15:48
Perfluorooctanoic acid (PFOA)	10.47	Isomers	barnettj	05/26/16 15:48
Perfluorooctanesulfonic acid (PFOS)	11.44	Isomers	barnettj	05/26/16 15:48

LCMS MANUAL INTEGRATION SUMMARY

Lab Name: TestAmerica Sacramento Job No.: 320-18794-1

SDG No.:

Instrument ID: A6 Analysis Batch Number: 111182

Lab Sample ID: STD 320-111182/4 IC Client Sample ID:

Date Analyzed: 05/24/16 17:07 Lab File ID: 24MAY2016A6A_004.d GC Column: Acquity ID: 2.1(mm)

COMPOUND NAME	RETENTION TIME	MANUAL INTEGRATION		
		REASON	ANALYST	DATE
Perfluoropentanoic acid (PFPeA)	6.95	Missed Peak	barnettj	05/24/16 17:44
Perfluorohexanoic acid (PFHxA)	8.21	Missed Peak	barnettj	05/24/16 17:44
Perfluoroheptanoic acid (PFHpA)	9.46	Missed Peak	barnettj	05/24/16 17:44
Perfluorooctanoic acid (PFOA)	10.56	Missed Peak	barnettj	05/24/16 17:44
Perfluorononanoic acid (PFNA)	11.53	Missed Peak	barnettj	05/24/16 17:44
Perfluorooctanesulfonic acid (PFOS)	11.53	Missed Peak	barnettj	05/24/16 17:44
Perfluorodecanoic acid (PFDA)	12.37	Missed Peak	barnettj	05/24/16 17:44

Lab Sample ID: STD 320-111182/5 IC Client Sample ID:

Date Analyzed: 05/24/16 17:28 Lab File ID: 24MAY2016A6A_005.d GC Column: Acquity ID: 2.1(mm)

COMPOUND NAME	RETENTION TIME	MANUAL INTEGRATION		
		REASON	ANALYST	DATE
Perfluorobutanoic acid (PFBA)	5.79	Missed Peak	barnettj	05/24/16 18:11
Perfluorohexanoic acid (PFHxA)	8.23	Missed Peak	barnettj	05/24/16 18:11
Perfluorooctanesulfonic acid (PFOS)	11.53	Missed Peak	barnettj	05/24/16 18:11
Perfluorononanoic acid (PFNA)	11.55	Assign Peak	westendorfc	05/25/16 08:46

Lab Sample ID: MB 320-109640/1-A RA Client Sample ID:

Date Analyzed: 05/25/16 06:14 Lab File ID: 24MAY2016A6A_041.d GC Column: Acquity ID: 2.1(mm)

COMPOUND NAME	RETENTION TIME	MANUAL INTEGRATION		
		REASON	ANALYST	DATE
Perfluorooctanesulfonic acid (PFOS)	11.51	Isomers	barnettj	05/26/16 16:10

LCMS MANUAL INTEGRATION SUMMARY

Lab Name: TestAmerica Sacramento Job No.: 320-18794-1

SDG No.:

Instrument ID: A6 Analysis Batch Number: 111182

Lab Sample ID: LCS 320-109640/2-A RA Client Sample ID:

Date Analyzed: 05/25/16 06:35 Lab File ID: 24MAY2016A6A_042.d GC Column: Acquity ID: 2.1(mm)

COMPOUND NAME	RETENTION TIME	MANUAL INTEGRATION		
		REASON	ANALYST	DATE
Perfluorooctanesulfonic acid (PFOS)	11.51	Isomers	westendorfc	05/25/16 09:24

Lab Sample ID: LCSD 320-109640/3-A RA Client Sample ID:

Date Analyzed: 05/25/16 06:56 Lab File ID: 24MAY2016A6A_043.d GC Column: Acquity ID: 2.1(mm)

COMPOUND NAME	RETENTION TIME	MANUAL INTEGRATION		
		REASON	ANALYST	DATE
Perfluorooctanesulfonic acid (PFOS)	11.52	Isomers	westendorfc	05/25/16 09:25

Lab Sample ID: 320-18794-4 RA Client Sample ID: OF-FB78-0516 RA

Date Analyzed: 05/25/16 08:00 Lab File ID: 24MAY2016A6A_046.d GC Column: Acquity ID: 2.1(mm)

COMPOUND NAME	RETENTION TIME	MANUAL INTEGRATION		
		REASON	ANALYST	DATE
Perfluorooctanesulfonic acid (PFOS)	11.50	Isomers	barnettj	05/26/16 16:11

Lab Sample ID: 320-18794-5 RA Client Sample ID: OF-RW78-0516 RA

Date Analyzed: 05/25/16 08:21 Lab File ID: 24MAY2016A6A_047.d GC Column: Acquity ID: 2.1(mm)

COMPOUND NAME	RETENTION TIME	MANUAL INTEGRATION		
		REASON	ANALYST	DATE
Perfluorooctanesulfonic acid (PFOS)	11.50	Isomers	barnettj	05/26/16 16:12

LCMS MANUAL INTEGRATION SUMMARY

Lab Name: TestAmerica Sacramento Job No.: 320-18794-1

SDG No.:

Instrument ID: A6 Analysis Batch Number: 111182

Lab Sample ID: 320-18794-6 RA Client Sample ID: OF-RW78D-0516 RA

Date Analyzed: 05/25/16 08:43 Lab File ID: 24MAY2016A6A_048.d GC Column: Acquity ID: 2.1(mm)

COMPOUND NAME	RETENTION TIME	MANUAL INTEGRATION		
		REASON	ANALYST	DATE
Perfluorooctanesulfonic acid (PFOS)		Unspecified		

REAGENT TRACEABILITY SUMMARY

Lab Name: TestAmerica Sacramento Job No.: 320-18794-1

SDG No.:

Reagent ID	Exp Date	Prep Date	Dilutant Used	Reagent Final Volume	Parent Reagent		Analyte	Concentration
					Reagent ID	Volume Added		
LCMPFCSU_00039	11/05/16	05/05/16	Methanol, Lot Baker 115935	10000 uL	LCM2PFHxDA_00005	200 uL	13C2-PFHxDA	1 ug/mL
					LCM2PFTeDA_00005	200 uL	13C2-PFTeDA	1 ug/mL
					LCM4PFHPA_00005	200 uL	13C4-PFHpA	1 ug/mL
					LCM5PFPEA_00006	200 uL	13C5-PFPeA	1 ug/mL
					LCM8FOSA_00009	200 uL	13C8 FOSA	1 ug/mL
					LCMPFBA_00006	200 uL	13C4 PFBA	1 ug/mL
					LCMPFDA_00007	200 uL	13C2 PFDA	1 ug/mL
					LCMPFDoA_00006	200 uL	13C2 PFDoA	1 ug/mL
					LCMPFHxA_00008	200 uL	13C2 PFHxA	1 ug/mL
					LCMPFHxS_00006	200 uL	18O2 PFHxS	0.946 ug/mL
					LCMPFNA_00005	200 uL	13C5 PFNA	1 ug/mL
					LCMPFOA_00010	200 uL	13C4 PFOA	1 ug/mL
					LCMPFOS_00012	200 uL	13C4 PFOS	0.956 ug/mL
					LCMPFUdA_00007	200 uL	13C2 PFUnA	1 ug/mL
.LCM2PFHxDA_00005	01/07/21	Wellington Laboratories, Lot M2PFHxDA1112			(Purchased Reagent)		13C2-PFHxDA	50 ug/mL
.LCM2PFTeDA_00005	12/07/20	Wellington Laboratories, Lot M2PFTeDA1115			(Purchased Reagent)		13C2-PFTeDA	50 ug/mL
.LCM4PFHPA_00005	05/22/20	Wellington Laboratories, Lot M4PFHpA0515			(Purchased Reagent)		13C4-PFHpA	50 ug/mL
.LCM5PFPEA_00006	05/22/20	Wellington Laboratories, Lot M5PFPeA0515			(Purchased Reagent)		13C5-PFPeA	50 ug/mL
.LCM8FOSA_00009	12/22/17	Wellington Laboratories, Lot M8FOSA1215I			(Purchased Reagent)		13C8 FOSA	50 ug/mL
.LCMPFBA_00006	10/31/19	Wellington Laboratories, Lot MPFBA1014			(Purchased Reagent)		13C4 PFBA	50 ug/mL
.LCMPFDA_00007	08/19/20	Wellington Laboratories, Lot MPFDA0815			(Purchased Reagent)		13C2 PFDA	50 ug/mL
.LCMPFDoA_00006	07/17/19	Wellington Laboratories, Lot MPFDoA0714			(Purchased Reagent)		13C2 PFDoA	50 ug/mL
.LCMPFHxA_00008	04/09/20	Wellington Laboratories, Lot MPFHxA0415			(Purchased Reagent)		13C2 PFHxA	50 ug/mL
.LCMPFHxS_00006	10/23/20	Wellington Laboratories, Lot MPFHxS1015			(Purchased Reagent)		18O2 PFHxS	47.3 ug/mL
.LCMPFNA_00005	04/13/19	Wellington Laboratories, Lot MPFNA0414			(Purchased Reagent)		13C5 PFNA	50 ug/mL
.LCMPFOA_00010	01/22/21	Wellington Laboratories, Lot MPFOA0116			(Purchased Reagent)		13C4 PFOA	50 ug/mL
.LCMPFOS_00012	01/22/21	Wellington Laboratories, Lot MPFOS0116			(Purchased Reagent)		13C4 PFOS	47.8 ug/mL
.LCMPFUdA_00007	10/31/19	Wellington Laboratories, Lot MPFUdA1014			(Purchased Reagent)		13C2 PFUnA	50 ug/mL
LCPFC-L1_00018	06/29/16	12/30/15	MeOH/H2O, Lot 90285	5 mL	LCMPFCSU_00024	250 uL	13C2-PFHxDA	50 ng/mL
							13C2-PFTeDA	50 ng/mL
							13C4-PFHpA	50 ng/mL
							13C5-PFPeA	50 ng/mL
							13C8 FOSA	50 ng/mL
							13C4 PFBA	50 ng/mL
							13C2 PFDA	50 ng/mL
							13C2 PFDoA	50 ng/mL
							13C2 PFHxA	50 ng/mL
							18O2 PFHxS	47.3 ng/mL
							13C5 PFNA	50 ng/mL
							13C4 PFOA	50 ng/mL
							13C4 PFOS	47.8 ng/mL
							13C2 PFUnA	50 ng/mL
					LCPFCSP_00040	25 uL	Perfluorobutyric acid	0.5 ng/mL
							Perfluorobutanesulfonic acid (PFBS)	0.442 ng/mL
							Perfluorodecanoic acid	0.5 ng/mL

Lab Name: TestAmerica Sacramento Job No.: 320-18794-1

SDG No.:

Reagent ID	Exp Date	Prep Date	Dilutant Used	Reagent Final Volume	Parent Reagent		Analyte	Concentration
					Reagent ID	Volume Added		
							Perfluorododecanoic acid	0.5 ng/mL
							Perfluorodecane Sulfonic acid	0.482 ng/mL
							Perfluoroheptanoic acid (PFHpA)	0.5 ng/mL
							Perfluoroheptanesulfonic Acid	0.476 ng/mL
							Perfluorohexanoic acid	0.5 ng/mL
							Perfluorohexadecanoic acid	0.5 ng/mL
							Perfluorohexanesulfonic acid (PFHxS)	0.473 ng/mL
							Perfluorononanoic acid (PFNA)	0.5 ng/mL
							Perfluorooctanoic acid (PFOA)	0.5 ng/mL
							Perfluorooctandecanoic acid	0.5 ng/mL
							Perfluorooctanesulfonic acid (PFOS)	0.478 ng/mL
							Perfluorooctane Sulfonamide	0.5 ng/mL
							Perfluoropentanoic acid	0.5 ng/mL
							Perfluorotetradecanoic acid	0.5 ng/mL
							Perfluorotridecanoic acid	0.5 ng/mL
							Perfluoroundecanoic acid	0.5 ng/mL
.LCMPFCSU_00024	06/29/16	12/29/15	Methanol, Lot Baker 115491	10 mL	LCM2PFHxDA_00003	0.2 mL	13C2-PFHxDA	1 ug/mL
					LCM2PFTeDA_00003	0.2 mL	13C2-PFTeDA	1 ug/mL
					LCM4PFHPA_00003	0.2 mL	13C4-PFHpA	1 ug/mL
					LCM5PFPEA_00004	0.2 mL	13C5-PFPeA	1 ug/mL
					LCM8FOSA_00006	0.2 mL	13C8 FOSA	1 ug/mL
					LCMPFBA_00004	0.2 mL	13C4 PFBA	1 ug/mL
					LCMPFDA_00004	0.2 mL	13C2 PFDA	1 ug/mL
					LCMPFDoA_00004	0.2 mL	13C2 PFDoA	1 ug/mL
					LCMPFHxA_00005	0.2 mL	13C2 PFHxA	1 ug/mL
					LCMPFHxS_00004	0.2 mL	18O2 PFHxS	0.946 ug/mL
					LCMPFNA_00003	0.2 mL	13C5 PFNA	1 ug/mL
					LCMPFOA_00007	0.2 mL	13C4 PFOA	1 ug/mL
					LCMPFOS_00009	0.2 mL	13C4 PFOS	0.956 ug/mL
					LCMPFUdA_00005	0.2 mL	13C2 PFUnA	1 ug/mL
..LCM2PFHxDA_00003	11/29/17	Wellington Laboratories, Lot M2PFHxDA1112			(Purchased Reagent)		13C2-PFHxDA	50 ug/mL
..LCM2PFTeDA_00003	11/29/17	Wellington Laboratories, Lot M2PFTeDA1112			(Purchased Reagent)		13C2-PFTeDA	50 ug/mL
..LCM4PFHPA_00003	05/22/20	Wellington Laboratories, Lot M4PFHpA0515			(Purchased Reagent)		13C4-PFHpA	50 ug/mL
..LCM5PFPEA_00004	05/22/20	Wellington Laboratories, Lot M5PFPeA0515			(Purchased Reagent)		13C5-PFPeA	50 ug/mL
..LCM8FOSA_00006	12/15/16	Wellington Laboratories, Lot M8FOSA1214I			(Purchased Reagent)		13C8 FOSA	50 ug/mL
..LCMPFBA_00004	10/31/19	Wellington Laboratories, Lot MPFBA1014			(Purchased Reagent)		13C4 PFBA	50 ug/mL
..LCMPFDA_00004	04/13/19	Wellington Laboratories, Lot MPFDA0414			(Purchased Reagent)		13C2 PFDA	50 ug/mL
..LCMPFDoA_00004	07/17/19	Wellington Laboratories, Lot MPFDoA0714			(Purchased Reagent)		13C2 PFDoA	50 ug/mL
..LCMPFHxA_00005	04/13/19	Wellington Laboratories, Lot MPFHxA0414			(Purchased Reagent)		13C2 PFHxA	50 ug/mL
..LCMPFHxS_00004	07/25/18	Wellington Laboratories, Lot MPFHxS0713			(Purchased Reagent)		18O2 PFHxS	47.3 ug/mL
..LCMPFNA_00003	04/13/19	Wellington Laboratories, Lot MPFNA0414			(Purchased Reagent)		13C5 PFNA	50 ug/mL
..LCMPFOA_00007	04/10/20	Wellington Laboratories, Lot MPFOA0415			(Purchased Reagent)		13C4 PFOA	50 ug/mL
..LCMPFOS_00009	05/15/20	Wellington Laboratories, Lot MPFOS0515			(Purchased Reagent)		13C4 PFOS	47.8 ug/mL
..LCMPFUdA_00005	10/31/19	Wellington Laboratories, Lot MPFUdA1014			(Purchased Reagent)		13C2 PFUnA	50 ug/mL

REAGENT TRACEABILITY SUMMARY

Lab Name: TestAmerica Sacramento Job No.: 320-18794-1

SDG No.:

Reagent ID	Exp Date	Prep Date	Dilutant Used	Reagent Final Volume	Parent Reagent		Analyte	Concentration
					Reagent ID	Volume Added		
.LCPFCSP_00040	06/30/16	12/30/15	Methanol, Lot 090285	5 mL	LCPFCSP_00039	0.5 mL	Perfluorobutyric acid	0.1 ug/mL
							Perfluorobutanesulfonic acid (PFBS)	0.0884 ug/mL
							Perfluorodecanoic acid	0.1 ug/mL
							Perfluorododecanoic acid	0.1 ug/mL
							Perfluorodecane Sulfonic acid	0.0964 ug/mL
							Perfluoroheptanoic acid (PFHpA)	0.1 ug/mL
							Perfluoroheptanesulfonic Acid	0.0952 ug/mL
							Perfluorohexanoic acid	0.1 ug/mL
							Perfluorohexadecanoic acid	0.1 ug/mL
							Perfluorohexanesulfonic acid (PFHxS)	0.0946 ug/mL
							Perfluorononanoic acid (PFNA)	0.1 ug/mL
							Perfluorooctanoic acid (PFOA)	0.1 ug/mL
							Perfluorooctandecanoic acid	0.1 ug/mL
							Perfluorooctanesulfonic acid (PFOS)	0.0956 ug/mL
							Perfluorooctane Sulfonamide	0.1 ug/mL
							Perfluoropentanoic acid	0.1 ug/mL
							Perfluorotetradecanoic acid	0.1 ug/mL
							Perfluorotridecanoic acid	0.1 ug/mL
							Perfluoroundecanoic acid	0.1 ug/mL
..LCPFCSP_00039	06/30/16	12/30/15	Methanol, Lot 090285	5 mL	LCPFBA_00003	0.1 mL	Perfluorobutyric acid	1 ug/mL
					LCPFBSA_00001	0.1 mL	Perfluorobutanesulfonic acid (PFBS)	0.884 ug/mL
					LCPFDA_00003	0.1 mL	Perfluorodecanoic acid	1 ug/mL
					LCPFDoA_00003	0.1 mL	Perfluorododecanoic acid	1 ug/mL
					LCPFDSA_00001	0.1 mL	Perfluorodecane Sulfonic acid	0.964 ug/mL
					LCPFHpA_00004	0.1 mL	Perfluoroheptanoic acid (PFHpA)	1 ug/mL
					LCPFHpSA_00001	0.1 mL	Perfluoroheptanesulfonic Acid	0.952 ug/mL
					LCPFHxA_00003	0.1 mL	Perfluorohexanoic acid	1 ug/mL
					LCPFHxDA_00004	0.1 mL	Perfluorohexadecanoic acid	1 ug/mL
					LCPFHxSA_00001	0.1 mL	Perfluorohexanesulfonic acid (PFHxS)	0.946 ug/mL
					LCPFNA_00004	0.1 mL	Perfluorononanoic acid (PFNA)	1 ug/mL
					LCPFOA_00004	0.1 mL	Perfluorooctanoic acid (PFOA)	1 ug/mL
					LCPFODA_00004	0.1 mL	Perfluorooctandecanoic acid	1 ug/mL
					LCPFOS_00004	0.1 mL	Perfluorooctanesulfonic acid (PFOS)	0.956 ug/mL
					LCPFOSA_00005	0.1 mL	Perfluorooctane Sulfonamide	1 ug/mL
					LCPFPeA_00003	0.1 mL	Perfluoropentanoic acid	1 ug/mL
					LCPFTeDA_00003	0.1 mL	Perfluorotetradecanoic acid	1 ug/mL
					LCPFTrDA_00003	0.1 mL	Perfluorotridecanoic acid	1 ug/mL
					LCPFUdA_00003	0.1 mL	Perfluoroundecanoic acid	1 ug/mL
...LCPFBA_00003	03/05/18	Wellington Laboratories, Lot PFBA0313			(Purchased Reagent)		Perfluorobutyric acid	50 ug/mL
...LCPFBSA_00001	10/09/19	Wellington Laboratories, Lot LPFBS1014			(Purchased Reagent)		Perfluorobutanesulfonic acid (PFBS)	44.2 ug/mL

Lab Name: TestAmerica Sacramento Job No.: 320-18794-1

SDG No.:

Reagent ID	Exp Date	Prep Date	Dilutant Used	Reagent Final Volume	Parent Reagent		Analyte	Concentration
					Reagent ID	Volume Added		
...LCPFDA_00003	06/18/18	Wellington Laboratories, Lot PFDA0613			(Purchased Reagent)		Perfluorodecanoic acid	50 ug/mL
...LCPFDoA_00003	01/03/18	Wellington Laboratories, Lot PFDoA0113			(Purchased Reagent)		Perfluorododecanoic acid	50 ug/mL
...LCPFDSA_00001	09/13/18	Wellington Laboratories, Lot LPFDS0913			(Purchased Reagent)		Perfluorodecane Sulfonic acid	48.2 ug/mL
...LCPFHpA_00004	05/09/19	Wellington Laboratories, Lot PFHpA0514			(Purchased Reagent)		Perfluoroheptanoic acid (PFHpA)	50 ug/mL
...LCPFHpSA_00001	11/21/17	Wellington Laboratories, Lot LPFHpS1112			(Purchased Reagent)		Perfluoroheptanesulfonic Acid	47.6 ug/mL
...LCPFHxA_00003	05/09/19	Wellington Laboratories, Lot PFHxA0514			(Purchased Reagent)		Perfluorohexanoic acid	50 ug/mL
...LCPFHxDA_00004	11/28/17	Wellington Laboratories, Lot PFHxDA0707			(Purchased Reagent)		Perfluorohexadecanoic acid	50 ug/mL
...LCPFHxSA_00001	05/09/19	Wellington Laboratories, Lot LPFHxS0514			(Purchased Reagent)		Perfluorohexanesulfonic acid (PFHxS)	47.3 ug/mL
...LCPFNA_00004	05/09/19	Wellington Laboratories, Lot PFNA0514			(Purchased Reagent)		Perfluorononanoic acid (PFNA)	50 ug/mL
...LCPFOA_00004	10/11/18	Wellington Laboratories, Lot PFOA1013			(Purchased Reagent)		Perfluorooctanoic acid (PFOA)	50 ug/mL
...LCPFODA_00004	04/25/17	Wellington Laboratories, Lot PFODA0807			(Purchased Reagent)		Perfluorooctandecanoic acid	50 ug/mL
...LCPFOS_00004	06/20/19	Wellington Laboratories, Lot LPFOS0614			(Purchased Reagent)		Perfluorooctanesulfonic acid (PFOS)	47.8 ug/mL
...LCPFOSA_00005	07/31/18	Wellington Laboratories, Lot FOSA0714I			(Purchased Reagent)		Perfluorooctane Sulfonamide	50 ug/mL
...LCPFPeA_00003	01/03/18	Wellington Laboratories, Lot PFPeA0113			(Purchased Reagent)		Perfluoropentanoic acid	50 ug/mL
...LCPFTeDA_00003	06/19/18	Wellington Laboratories, Lot PFTeDA0613			(Purchased Reagent)		Perfluorotetradecanoic acid	50 ug/mL
...LCPFTrDA_00003	12/10/18	Wellington Laboratories, Lot PFTrDA1213			(Purchased Reagent)		Perfluorotridecanoic acid	50 ug/mL
...LCPFUdA_00003	06/19/18	Wellington Laboratories, Lot PFUdA0613			(Purchased Reagent)		Perfluoroundecanoic acid	50 ug/mL
LCPFC-L1_00019	09/08/16	04/18/16	MeOH/H2O, Lot 90285	5 mL	LCMPFCSU_00036	250 uL	13C2-PFHxDA	50 ng/mL
							13C2-PFTeDA	50 ng/mL
							13C4-PFHpA	50 ng/mL
							13C5-PFPeA	50 ng/mL
							13C8 FOSA	50 ng/mL
							13C4 PFBA	50 ng/mL
							13C2 PFDA	50 ng/mL
							13C2 PFDoA	50 ng/mL
							13C2 PFHxA	50 ng/mL
							18O2 PFHxS	47.3 ng/mL
							13C5 PFNA	50 ng/mL
							13C4 PFOA	50 ng/mL
							13C4 PFOS	47.8 ng/mL
							13C2 PFUnA	50 ng/mL
					LCPFCSP_00045	25 uL	Perfluorobutyric acid	0.5 ng/mL
							Perfluorobutanesulfonic acid (PFBS)	0.442 ng/mL
							Perfluorodecanoic acid	0.5 ng/mL
							Perfluorododecanoic acid	0.5 ng/mL
							Perfluorodecane Sulfonic acid	0.482 ng/mL
							Perfluoroheptanoic acid (PFHpA)	0.5 ng/mL
							Perfluoroheptanesulfonic Acid	0.476 ng/mL
							Perfluorohexanoic acid	0.5 ng/mL
							Perfluorohexadecanoic acid	0.5 ng/mL
							Perfluorohexanesulfonic acid (PFHxS)	0.473 ng/mL
							Perfluorononanoic acid (PFNA)	0.5 ng/mL

Lab Name: TestAmerica Sacramento Job No.: 320-18794-1

SDG No.:

Reagent ID	Exp Date	Prep Date	Dilutant Used	Reagent Final Volume	Parent Reagent		Analyte	Concentration
					Reagent ID	Volume Added		
							Perfluorooctanoic acid (PFOA)	0.5 ng/mL
							Perfluorooctandecanoic acid	0.5 ng/mL
							Perfluorooctanesulfonic acid (PFOS)	0.478 ng/mL
							Perfluorooctane Sulfonamide	0.5 ng/mL
							Perfluoropentanoic acid	0.5 ng/mL
							Perfluorotetradecanoic acid	0.5 ng/mL
							Perfluorotridecanoic acid	0.5 ng/mL
							Perfluoroundecanoic acid	0.5 ng/mL
.LCMPFCSU_00036	10/07/16	04/07/16	Methanol, Lot Baker 115935	10000 uL	LCM2PFHxDA_00004	200 uL	13C2-PFHxDA	1 ug/mL
					LCM2PFTeDA_00004	200 uL	13C2-PFTeDA	1 ug/mL
					LCM4PFHPA_00004	200 uL	13C4-PFHpA	1 ug/mL
					LCM5PFPEA_00005	200 uL	13C5-PFPeA	1 ug/mL
					LCM8FOSA_00008	200 uL	13C8 FOSA	1 ug/mL
					LCMPFBA_00005	200 uL	13C4 PFBA	1 ug/mL
					LCMPFDA_00007	200 uL	13C2 PFDA	1 ug/mL
					LCMPFDoA_00005	200 uL	13C2 PFDoA	1 ug/mL
					LCMPFHxA_00008	200 uL	13C2 PFHxA	1 ug/mL
					LCMPFHxS_00005	200 uL	18O2 PFHxS	0.946 ug/mL
					LCMPFNA_00005	200 uL	13C5 PFNA	1 ug/mL
					LCMPFOA_00009	200 uL	13C4 PFOA	1 ug/mL
					LCMPFOS_00012	200 uL	13C4 PFOS	0.956 ug/mL
					LCMPFUdA_00006	200 uL	13C2 PFUnA	1 ug/mL
..LCM2PFHxDA_00004	01/07/21	Wellington Laboratories, Lot M2PFHxDA1112			(Purchased Reagent)		13C2-PFHxDA	50 ug/mL
..LCM2PFTeDA_00004	12/07/20	Wellington Laboratories, Lot M2PFTeDA1115			(Purchased Reagent)		13C2-PFTeDA	50 ug/mL
..LCM4PFHPA_00004	05/22/20	Wellington Laboratories, Lot M4PFHpA0515			(Purchased Reagent)		13C4-PFHpA	50 ug/mL
..LCM5PFPEA_00005	05/22/20	Wellington Laboratories, Lot M5PFPeA0515			(Purchased Reagent)		13C5-PFPeA	50 ug/mL
..LCM8FOSA_00008	12/22/17	Wellington Laboratories, Lot M8FOSA1215I			(Purchased Reagent)		13C8 FOSA	50 ug/mL
..LCMPFBA_00005	10/31/19	Wellington Laboratories, Lot MPFBA1014			(Purchased Reagent)		13C4 PFBA	50 ug/mL
..LCMPFDA_00007	08/19/20	Wellington Laboratories, Lot MPFDA0815			(Purchased Reagent)		13C2 PFDA	50 ug/mL
..LCMPFDoA_00005	07/17/19	Wellington Laboratories, Lot MPFDoA0714			(Purchased Reagent)		13C2 PFDoA	50 ug/mL
..LCMPFHxA_00008	04/09/20	Wellington Laboratories, Lot MPFHxA0415			(Purchased Reagent)		13C2 PFHxA	50 ug/mL
..LCMPFHxS_00005	08/23/20	Wellington Laboratories, Lot MPFHxS1015			(Purchased Reagent)		18O2 PFHxS	47.3 ug/mL
..LCMPFNA_00005	04/13/19	Wellington Laboratories, Lot MPFNA0414			(Purchased Reagent)		13C5 PFNA	50 ug/mL
..LCMPFOA_00009	01/22/21	Wellington Laboratories, Lot MPFOA0116			(Purchased Reagent)		13C4 PFOA	50 ug/mL
..LCMPFOS_00012	01/22/21	Wellington Laboratories, Lot MPFOS0116			(Purchased Reagent)		13C4 PFOS	47.8 ug/mL
..LCMPFUdA_00006	10/31/19	Wellington Laboratories, Lot MPFUdA1014			(Purchased Reagent)		13C2 PFUnA	50 ug/mL
.LCPFCSP_00045	09/08/16	04/18/16	Methanol, Lot 090285	5 mL	LCPFCSP_00044	0.5 mL	Perfluorobutyric acid	0.1 ug/mL
							Perfluorobutanesulfonic acid (PFBS)	0.0884 ug/mL
							Perfluorodecanoic acid	0.1 ug/mL
							Perfluorododecanoic acid	0.1 ug/mL
							Perfluorodecane Sulfonic acid	0.0964 ug/mL
							Perfluoroheptanoic acid (PFHpA)	0.1 ug/mL
							Perfluoroheptanesulfonic Acid	0.0952 ug/mL
							Perfluorohexanoic acid	0.1 ug/mL

Lab Name: TestAmerica Sacramento Job No.: 320-18794-1

SDG No.:

Reagent ID	Exp Date	Prep Date	Dilutant Used	Reagent Final Volume	Parent Reagent		Analyte	Concentration
					Reagent ID	Volume Added		
							Perfluorohexadecanoic acid	0.1 ug/mL
							Perfluorohexanesulfonic acid (PFHxS)	0.0946 ug/mL
							Perfluorononanoic acid (PFNA)	0.1 ug/mL
							Perfluorooctanoic acid (PFOA)	0.1 ug/mL
							Perfluorooctandecanoic acid	0.1 ug/mL
							Perfluorooctanesulfonic acid (PFOS)	0.0956 ug/mL
							Perfluorooctane Sulfonamide	0.1 ug/mL
							Perfluoropentanoic acid	0.1 ug/mL
							Perfluorotetradecanoic acid	0.1 ug/mL
							Perfluorotridecanoic acid	0.1 ug/mL
							Perfluoroundecanoic acid	0.1 ug/mL
..LCPFCSP_00044	09/08/16	03/08/16	Methanol, Lot 090285	10000 uL	LCPFBA_00003	200 uL	Perfluorobutyric acid	1 ug/mL
					LCPFBSA_00001	200 uL	Perfluorobutanesulfonic acid (PFBS)	0.884 ug/mL
					LCPFDA_00004	200 uL	Perfluorodecanoic acid	1 ug/mL
					LCPFDoA_00004	200 uL	Perfluorododecanoic acid	1 ug/mL
					LCPFDSA_00001	200 uL	Perfluorodecane Sulfonic acid	0.964 ug/mL
					LCPFHpA_00004	200 uL	Perfluoroheptanoic acid (PFHpA)	1 ug/mL
					LCPFHpSA_00001	200 uL	Perfluoroheptanesulfonic Acid	0.952 ug/mL
					LCPFHxA_00003	200 uL	Perfluorohexanoic acid	1 ug/mL
					LCPFHxDA_00004	200 uL	Perfluorohexadecanoic acid	1 ug/mL
					LCPFHxSA_00001	200 uL	Perfluorohexanesulfonic acid (PFHxS)	0.946 ug/mL
					LCPFNA_00004	200 uL	Perfluorononanoic acid (PFNA)	1 ug/mL
					LCPFOA_00005	200 uL	Perfluorooctanoic acid (PFOA)	1 ug/mL
					LCPFODA_00004	200 uL	Perfluorooctandecanoic acid	1 ug/mL
					LCPFOS_00004	200 uL	Perfluorooctanesulfonic acid (PFOS)	0.956 ug/mL
					LCPFOSA_00006	200 uL	Perfluorooctane Sulfonamide	1 ug/mL
					LCPFPeA_00004	200 uL	Perfluoropentanoic acid	1 ug/mL
					LCPFTeDA_00003	200 uL	Perfluorotetradecanoic acid	1 ug/mL
					LCPFTrDA_00003	200 uL	Perfluorotridecanoic acid	1 ug/mL
					LCPFUdA_00003	200 uL	Perfluoroundecanoic acid	1 ug/mL
...LCPFBA_00003	03/05/18	Wellington Laboratories, Lot PFBA0313			(Purchased Reagent)		Perfluorobutyric acid	50 ug/mL
...LCPFBSA_00001	10/09/19	Wellington Laboratories, Lot LPFBS1014			(Purchased Reagent)		Perfluorobutanesulfonic acid (PFBS)	44.2 ug/mL
...LCPFDA_00004	07/02/20	Wellington Laboratories, Lot PFDA0615			(Purchased Reagent)		Perfluorodecanoic acid	50 ug/mL
...LCPFDoA_00004	01/30/20	Wellington Laboratories, Lot PFDoA0115			(Purchased Reagent)		Perfluorododecanoic acid	50 ug/mL
...LCPFDSA_00001	09/13/18	Wellington Laboratories, Lot LPFDS0913			(Purchased Reagent)		Perfluorodecane Sulfonic acid	48.2 ug/mL
...LCPFHpA_00004	05/09/19	Wellington Laboratories, Lot PFHpA0514			(Purchased Reagent)		Perfluoroheptanoic acid (PFHpA)	50 ug/mL
...LCPFHpSA_00001	11/21/17	Wellington Laboratories, Lot LPFHpS1112			(Purchased Reagent)		Perfluoroheptanesulfonic Acid	47.6 ug/mL
...LCPFHxA_00003	05/09/19	Wellington Laboratories, Lot PFHxA0514			(Purchased Reagent)		Perfluorohexanoic acid	50 ug/mL
...LCPFHxDA_00004	11/28/17	Wellington Laboratories, Lot PFHxDA0707			(Purchased Reagent)		Perfluorohexadecanoic acid	50 ug/mL
...LCPFHxSA_00001	05/09/19	Wellington Laboratories, Lot LPFHxS0514			(Purchased Reagent)		Perfluorohexanesulfonic acid (PFHxS)	47.3 ug/mL

REAGENT TRACEABILITY SUMMARY

Lab Name: TestAmerica Sacramento Job No.: 320-18794-1

SDG No.:

Reagent ID	Exp Date	Prep Date	Dilutant Used	Reagent Final Volume	Parent Reagent		Analyte	Concentration
					Reagent ID	Volume Added		
...LCPFNA_00004	05/09/19	Wellington Laboratories, Lot PFNA0514			(Purchased Reagent)		Perfluorononanoic acid (PFNA)	50 ug/mL
...LCPFOA_00005	11/06/20	Wellington Laboratories, Lot PFOA1115			(Purchased Reagent)		Perfluorooctanoic acid (PFOA)	50 ug/mL
...LCPFODA_00004	04/25/17	Wellington Laboratories, Lot PFODA0807			(Purchased Reagent)		Perfluorooctandecanoic acid	50 ug/mL
...LCPFOS_00004	06/20/19	Wellington Laboratories, Lot LPFOS0614			(Purchased Reagent)		Perfluorooctanesulfonic acid (PFOS)	47.8 ug/mL
...LCPFOSA_00006	09/02/17	Wellington Laboratories, Lot FOSA0815I			(Purchased Reagent)		Perfluorooctane Sulfonamide	50 ug/mL
...LCPFPeA_00004	01/30/20	Wellington Laboratories, Lot PFPeA0115			(Purchased Reagent)		Perfluoropentanoic acid	50 ug/mL
...LCPFTeDA_00003	06/19/18	Wellington Laboratories, Lot PFTeDA0613			(Purchased Reagent)		Perfluorotetradecanoic acid	50 ug/mL
...LCPFTrDA_00003	12/10/18	Wellington Laboratories, Lot PFTrDA1213			(Purchased Reagent)		Perfluorotridecanoic acid	50 ug/mL
...LCPFUdA_00003	06/19/18	Wellington Laboratories, Lot PFUdA0613			(Purchased Reagent)		Perfluoroundecanoic acid	50 ug/mL
LCPFC-L2_00018	06/29/16	12/30/15	MeOH/H2O, Lot 090285	5 mL	LCMPFCSU_00024	250 uL	13C2-PFHxDA	50 ng/mL
							13C2-PFTeDA	50 ng/mL
							13C4-PFHpA	50 ng/mL
							13C5-PFPeA	50 ng/mL
							13C8 FOSA	50 ng/mL
							13C4 PFBA	50 ng/mL
							13C2 PFDA	50 ng/mL
							13C2 PFDoA	50 ng/mL
							13C2 PFHxA	50 ng/mL
							18O2 PFHxS	47.3 ng/mL
							13C5 PFNA	50 ng/mL
							13C4 PFOA	50 ng/mL
							13C4 PFOS	47.8 ng/mL
							13C2 PFUnA	50 ng/mL
					LCPFCSP_00040	50 uL	Perfluorobutyric acid	1 ng/mL
							Perfluorobutanesulfonic acid (PFBS)	0.884 ng/mL
							Perfluorodecanoic acid	1 ng/mL
							Perfluorododecanoic acid	1 ng/mL
							Perfluorodecane Sulfonic acid	0.964 ng/mL
							Perfluoroheptanoic acid (PFHpA)	1 ng/mL
							Perfluoroheptanesulfonic Acid	0.952 ng/mL
							Perfluorohexanoic acid	1 ng/mL
							Perfluorohexadecanoic acid	1 ng/mL
							Perfluorohexanesulfonic acid (PFHxS)	0.946 ng/mL
							Perfluorononanoic acid (PFNA)	1 ng/mL
							Perfluorooctanoic acid (PFOA)	1 ng/mL
							Perfluorooctandecanoic acid	1 ng/mL
							Perfluorooctanesulfonic acid (PFOS)	0.956 ng/mL
							Perfluorooctane Sulfonamide	1 ng/mL
							Perfluoropentanoic acid	1 ng/mL
							Perfluorotetradecanoic acid	1 ng/mL
							Perfluorotridecanoic acid	1 ng/mL
							Perfluoroundecanoic acid	1 ng/mL

Lab Name: TestAmerica Sacramento Job No.: 320-18794-1

SDG No.:

Reagent ID	Exp Date	Prep Date	Dilutant Used	Reagent Final Volume	Parent Reagent		Analyte	Concentration
					Reagent ID	Volume Added		
.LCMPFCSU_00024	06/29/16	12/29/15	Methanol, Lot Baker 115491	10 mL	LCM2PFHxDA_00003	0.2 mL	13C2-PFHxDA	1 ug/mL
					LCM2PFTeDA_00003	0.2 mL	13C2-PFTeDA	1 ug/mL
					LCM4PFHPA_00003	0.2 mL	13C4-PFHpA	1 ug/mL
					LCM5PFPEA_00004	0.2 mL	13C5-PFPeA	1 ug/mL
					LCM8FOSA_00006	0.2 mL	13C8 FOSA	1 ug/mL
					LCMPFBA_00004	0.2 mL	13C4 PFBA	1 ug/mL
					LCMPFDA_00004	0.2 mL	13C2 PFDA	1 ug/mL
					LCMPFDoA_00004	0.2 mL	13C2 PFDoA	1 ug/mL
					LCMPFHxA_00005	0.2 mL	13C2 PFHxA	1 ug/mL
					LCMPFHxS_00004	0.2 mL	18O2 PFHxS	0.946 ug/mL
					LCMPFNA_00003	0.2 mL	13C5 PFNA	1 ug/mL
					LCMPFOA_00007	0.2 mL	13C4 PFOA	1 ug/mL
					LCMPFOS_00009	0.2 mL	13C4 PFOS	0.956 ug/mL
					LCMPFUdA_00005	0.2 mL	13C2 PFUnA	1 ug/mL
..LCM2PFHxDA_00003	11/29/17	Wellington Laboratories, Lot M2PFHxDA1112			(Purchased Reagent)		13C2-PFHxDA	50 ug/mL
..LCM2PFTeDA_00003	11/29/17	Wellington Laboratories, Lot M2PFTeDA1112			(Purchased Reagent)		13C2-PFTeDA	50 ug/mL
..LCM4PFHPA_00003	05/22/20	Wellington Laboratories, Lot M4PFHpA0515			(Purchased Reagent)		13C4-PFHpA	50 ug/mL
..LCM5PFPEA_00004	05/22/20	Wellington Laboratories, Lot M5PFPeA0515			(Purchased Reagent)		13C5-PFPeA	50 ug/mL
..LCM8FOSA_00006	12/15/16	Wellington Laboratories, Lot M8FOSA1214I			(Purchased Reagent)		13C8 FOSA	50 ug/mL
..LCMPFBA_00004	10/31/19	Wellington Laboratories, Lot MPFBA1014			(Purchased Reagent)		13C4 PFBA	50 ug/mL
..LCMPFDA_00004	04/13/19	Wellington Laboratories, Lot MPFDA0414			(Purchased Reagent)		13C2 PFDA	50 ug/mL
..LCMPFDoA_00004	07/17/19	Wellington Laboratories, Lot MPFDoA0714			(Purchased Reagent)		13C2 PFDoA	50 ug/mL
..LCMPFHxA_00005	04/13/19	Wellington Laboratories, Lot MPFHxA0414			(Purchased Reagent)		13C2 PFHxA	50 ug/mL
..LCMPFHxS_00004	07/25/18	Wellington Laboratories, Lot MPFHxS0713			(Purchased Reagent)		18O2 PFHxS	47.3 ug/mL
..LCMPFNA_00003	04/13/19	Wellington Laboratories, Lot MPFNA0414			(Purchased Reagent)		13C5 PFNA	50 ug/mL
..LCMPFOA_00007	04/10/20	Wellington Laboratories, Lot MPFOA0415			(Purchased Reagent)		13C4 PFOA	50 ug/mL
..LCMPFOS_00009	05/15/20	Wellington Laboratories, Lot MPFOS0515			(Purchased Reagent)		13C4 PFOS	47.8 ug/mL
..LCMPFUdA_00005	10/31/19	Wellington Laboratories, Lot MPFUdA1014			(Purchased Reagent)		13C2 PFUnA	50 ug/mL
.LCPFCSP_00040	06/30/16	12/30/15	Methanol, Lot 090285	5 mL	LCPFCSP_00039	0.5 mL	Perfluorobutyric acid	0.1 ug/mL
							Perfluorobutanesulfonic acid (PFBS)	0.0884 ug/mL
							Perfluorodecanoic acid	0.1 ug/mL
							Perfluorododecanoic acid	0.1 ug/mL
							Perfluorodecane Sulfonic acid	0.0964 ug/mL
							Perfluoroheptanoic acid (PFHpA)	0.1 ug/mL
							Perfluoroheptanesulfonic Acid	0.0952 ug/mL
							Perfluorohexanoic acid	0.1 ug/mL
							Perfluorohexadecanoic acid	0.1 ug/mL
							Perfluorohexanesulfonic acid (PFHxS)	0.0946 ug/mL
							Perfluorononanoic acid (PFNA)	0.1 ug/mL
							Perfluorooctanoic acid (PFOA)	0.1 ug/mL
							Perfluorooctandecanoic acid	0.1 ug/mL
							Perfluorooctanesulfonic acid (PFOS)	0.0956 ug/mL
							Perfluorooctane Sulfonamide	0.1 ug/mL

Lab Name: TestAmerica Sacramento Job No.: 320-18794-1

SDG No.:

Reagent ID	Exp Date	Prep Date	Dilutant Used	Reagent Final Volume	Parent Reagent		Analyte	Concentration
					Reagent ID	Volume Added		
							Perfluoropentanoic acid	0.1 ug/mL
							Perfluorotetradecanoic acid	0.1 ug/mL
							Perfluorotridecanoic acid	0.1 ug/mL
							Perfluoroundecanoic acid	0.1 ug/mL
..LCPFCSP_00039	06/30/16	12/30/15	Methanol, Lot 090285	5 mL	LCPFBA_00003	0.1 mL	Perfluorobutyric acid	1 ug/mL
					LCPFBSA_00001	0.1 mL	Perfluorobutanesulfonic acid (PFBS)	0.884 ug/mL
					LCPFDA_00003	0.1 mL	Perfluorodecanoic acid	1 ug/mL
					LCPFDoA_00003	0.1 mL	Perfluorododecanoic acid	1 ug/mL
					LCPFDSA_00001	0.1 mL	Perfluorodecane Sulfonic acid	0.964 ug/mL
					LCPFHpA_00004	0.1 mL	Perfluoroheptanoic acid (PFHpA)	1 ug/mL
					LCPFHpSA_00001	0.1 mL	Perfluoroheptanesulfonic Acid	0.952 ug/mL
					LCPFHxA_00003	0.1 mL	Perfluorohexanoic acid	1 ug/mL
					LCPFHxDA_00004	0.1 mL	Perfluorohexadecanoic acid	1 ug/mL
					LCPFHxSA_00001	0.1 mL	Perfluorohexanesulfonic acid (PFHxS)	0.946 ug/mL
					LCPFNA_00004	0.1 mL	Perfluorononanoic acid (PFNA)	1 ug/mL
					LCPFOA_00004	0.1 mL	Perfluorooctanoic acid (PFOA)	1 ug/mL
					LCPFODA_00004	0.1 mL	Perfluorooctandecanoic acid	1 ug/mL
					LCPFOS_00004	0.1 mL	Perfluorooctanesulfonic acid (PFOS)	0.956 ug/mL
					LCPFOSA_00005	0.1 mL	Perfluorooctane Sulfonamide	1 ug/mL
					LCPFPeA_00003	0.1 mL	Perfluoropentanoic acid	1 ug/mL
					LCPFTeDA_00003	0.1 mL	Perfluorotetradecanoic acid	1 ug/mL
					LCPFTrDA_00003	0.1 mL	Perfluorotridecanoic acid	1 ug/mL
					LCPFUdA_00003	0.1 mL	Perfluoroundecanoic acid	1 ug/mL
...LCPFBA_00003	03/05/18	Wellington Laboratories, Lot PFBA0313			(Purchased Reagent)		Perfluorobutyric acid	50 ug/mL
...LCPFBSA_00001	10/09/19	Wellington Laboratories, Lot LPFBS1014			(Purchased Reagent)		Perfluorobutanesulfonic acid (PFBS)	44.2 ug/mL
...LCPFDA_00003	06/18/18	Wellington Laboratories, Lot PFDA0613			(Purchased Reagent)		Perfluorodecanoic acid	50 ug/mL
...LCPFDoA_00003	01/03/18	Wellington Laboratories, Lot PFDoA0113			(Purchased Reagent)		Perfluorododecanoic acid	50 ug/mL
...LCPFDSA_00001	09/13/18	Wellington Laboratories, Lot LPFDS0913			(Purchased Reagent)		Perfluorodecane Sulfonic acid	48.2 ug/mL
...LCPFHpA_00004	05/09/19	Wellington Laboratories, Lot PFHpA0514			(Purchased Reagent)		Perfluoroheptanoic acid (PFHpA)	50 ug/mL
...LCPFHpSA_00001	11/21/17	Wellington Laboratories, Lot LPFHpS1112			(Purchased Reagent)		Perfluoroheptanesulfonic Acid	47.6 ug/mL
...LCPFHxA_00003	05/09/19	Wellington Laboratories, Lot PFHxA0514			(Purchased Reagent)		Perfluorohexanoic acid	50 ug/mL
...LCPFHxDA_00004	11/28/17	Wellington Laboratories, Lot PFHxDA0707			(Purchased Reagent)		Perfluorohexadecanoic acid	50 ug/mL
...LCPFHxSA_00001	05/09/19	Wellington Laboratories, Lot LPFHxS0514			(Purchased Reagent)		Perfluorohexanesulfonic acid (PFHxS)	47.3 ug/mL
...LCPFNA_00004	05/09/19	Wellington Laboratories, Lot PFNA0514			(Purchased Reagent)		Perfluorononanoic acid (PFNA)	50 ug/mL
...LCPFOA_00004	10/11/18	Wellington Laboratories, Lot PFOA1013			(Purchased Reagent)		Perfluorooctanoic acid (PFOA)	50 ug/mL
...LCPFODA_00004	04/25/17	Wellington Laboratories, Lot PFODA0807			(Purchased Reagent)		Perfluorooctandecanoic acid	50 ug/mL
...LCPFOS_00004	06/20/19	Wellington Laboratories, Lot LPFOS0614			(Purchased Reagent)		Perfluorooctanesulfonic acid (PFOS)	47.8 ug/mL
...LCPFOSA_00005	07/31/18	Wellington Laboratories, Lot FOSA0714I			(Purchased Reagent)		Perfluorooctane Sulfonamide	50 ug/mL
...LCPFPeA_00003	01/03/18	Wellington Laboratories, Lot PFPeA0113			(Purchased Reagent)		Perfluoropentanoic acid	50 ug/mL
...LCPFTeDA_00003	06/19/18	Wellington Laboratories, Lot PFTeDA0613			(Purchased Reagent)		Perfluorotetradecanoic acid	50 ug/mL
...LCPFTrDA_00003	12/10/18	Wellington Laboratories, Lot PFTrDA1213			(Purchased Reagent)		Perfluorotridecanoic acid	50 ug/mL

REAGENT TRACEABILITY SUMMARY

Lab Name: TestAmerica Sacramento Job No.: 320-18794-1

SDG No.:

Reagent ID	Exp Date	Prep Date	Dilutant Used	Reagent Final Volume	Parent Reagent		Analyte	Concentration
					Reagent ID	Volume Added		
...LCPFUdA_00003	06/19/18	Wellington Laboratories, Lot PFUdA0613			(Purchased Reagent)		Perfluoroundecanoic acid	50 ug/mL
LCPFC-L2_00020	09/08/16	04/18/16	MeOH/H2O, Lot 090285	5 mL	LCMPFCSU_00036	250 uL	13C2-PFHxDA	50 ng/mL
							13C2-PFTeDA	50 ng/mL
							13C4-PFHpA	50 ng/mL
							13C5-PFPeA	50 ng/mL
							13C8 FOSA	50 ng/mL
							13C4 PFBA	50 ng/mL
							13C2 PFDA	50 ng/mL
							13C2 PFDoA	50 ng/mL
							13C2 PFHxA	50 ng/mL
							18O2 PFHxS	47.3 ng/mL
							13C5 PFNA	50 ng/mL
							13C4 PFOA	50 ng/mL
							13C4 PFOS	47.8 ng/mL
							13C2 PFUnA	50 ng/mL
					LCPFCSP_00045	50 uL	Perfluorobutyric acid	1 ng/mL
							Perfluorobutanesulfonic acid (PFBS)	0.884 ng/mL
							Perfluorodecanoic acid	1 ng/mL
							Perfluorododecanoic acid	1 ng/mL
							Perfluorodecane Sulfonic acid	0.964 ng/mL
							Perfluoroheptanoic acid (PFHpA)	1 ng/mL
							Perfluoroheptanesulfonic Acid	0.952 ng/mL
							Perfluorohexanoic acid	1 ng/mL
							Perfluorohexadecanoic acid	1 ng/mL
							Perfluorohexanesulfonic acid (PFHxS)	0.946 ng/mL
							Perfluorononanoic acid (PFNA)	1 ng/mL
							Perfluorooctanoic acid (PFOA)	1 ng/mL
							Perfluorooctandecanoic acid	1 ng/mL
							Perfluorooctanesulfonic acid (PFOS)	0.956 ng/mL
							Perfluorooctane Sulfonamide	1 ng/mL
							Perfluoropentanoic acid	1 ng/mL
							Perfluorotetradecanoic acid	1 ng/mL
							Perfluorotridecanoic acid	1 ng/mL
							Perfluoroundecanoic acid	1 ng/mL
.LCMPFCSU_00036	10/07/16	04/07/16	Methanol, Lot Baker 115935	10000 uL	LCM2PFHxDA_00004	200 uL	13C2-PFHxDA	1 ug/mL
					LCM2PFTeDA_00004	200 uL	13C2-PFTeDA	1 ug/mL
					LCM4PFHPA_00004	200 uL	13C4-PFHpA	1 ug/mL
					LCM5PFPEA_00005	200 uL	13C5-PFPeA	1 ug/mL
					LCM8FOSA_00008	200 uL	13C8 FOSA	1 ug/mL
					LCMPFBA_00005	200 uL	13C4 PFBA	1 ug/mL
					LCMPFDA_00007	200 uL	13C2 PFDA	1 ug/mL
					LCMPFDoA_00005	200 uL	13C2 PFDoA	1 ug/mL
					LCMPFHxA_00008	200 uL	13C2 PFHxA	1 ug/mL

Lab Name: TestAmerica Sacramento Job No.: 320-18794-1

SDG No.:

Reagent ID	Exp Date	Prep Date	Dilutant Used	Reagent Final Volume	Parent Reagent		Analyte	Concentration
					Reagent ID	Volume Added		
					LCMPFHxS_00005	200 uL	18O2 PFHxS	0.946 ug/mL
					LCMPFNA_00005	200 uL	13C5 PFNA	1 ug/mL
					LCMPFOA_00009	200 uL	13C4 PFOA	1 ug/mL
					LCMPFOS_00012	200 uL	13C4 PFOS	0.956 ug/mL
					LCMPFUdA_00006	200 uL	13C2 PFUnA	1 ug/mL
..LCM2PFHxDA_00004	01/07/21	Wellington Laboratories, Lot M2PFHxDA1112			(Purchased Reagent)		13C2-PFHxDA	50 ug/mL
..LCM2PFTeDA_00004	12/07/20	Wellington Laboratories, Lot M2PFTeDA1115			(Purchased Reagent)		13C2-PFTeDA	50 ug/mL
..LCM4PFHPA_00004	05/22/20	Wellington Laboratories, Lot M4PFHpA0515			(Purchased Reagent)		13C4-PFHpA	50 ug/mL
..LCM5PFPEA_00005	05/22/20	Wellington Laboratories, Lot M5PFPeA0515			(Purchased Reagent)		13C5-PFPeA	50 ug/mL
..LCM8FOSA_00008	12/22/17	Wellington Laboratories, Lot M8FOSA1215I			(Purchased Reagent)		13C8 FOSA	50 ug/mL
..LCMPFBA_00005	10/31/19	Wellington Laboratories, Lot MPFBA1014			(Purchased Reagent)		13C4 PFBA	50 ug/mL
..LCMPFDA_00007	08/19/20	Wellington Laboratories, Lot MPFDA0815			(Purchased Reagent)		13C2 PFDA	50 ug/mL
..LCMPFDoA_00005	07/17/19	Wellington Laboratories, Lot MPFDoA0714			(Purchased Reagent)		13C2 PFDoA	50 ug/mL
..LCMPFHxA_00008	04/09/20	Wellington Laboratories, Lot MPFHxA0415			(Purchased Reagent)		13C2 PFHxA	50 ug/mL
..LCMPFHxS_00005	08/23/20	Wellington Laboratories, Lot MPFHxS1015			(Purchased Reagent)		18O2 PFHxS	47.3 ug/mL
..LCMPFNA_00005	04/13/19	Wellington Laboratories, Lot MPFNA0414			(Purchased Reagent)		13C5 PFNA	50 ug/mL
..LCMPFOA_00009	01/22/21	Wellington Laboratories, Lot MPFOA0116			(Purchased Reagent)		13C4 PFOA	50 ug/mL
..LCMPFOS_00012	01/22/21	Wellington Laboratories, Lot MPFOS0116			(Purchased Reagent)		13C4 PFOS	47.8 ug/mL
..LCMPFUdA_00006	10/31/19	Wellington Laboratories, Lot MPFUdA1014			(Purchased Reagent)		13C2 PFUnA	50 ug/mL
.LCPFCSP_00045	09/08/16	04/18/16	Methanol, Lot 090285	5 mL	LCPFCSP_00044	0.5 mL	Perfluorobutyric acid	0.1 ug/mL
							Perfluorobutanesulfonic acid (PFBS)	0.0884 ug/mL
							Perfluorodecanoic acid	0.1 ug/mL
							Perfluorododecanoic acid	0.1 ug/mL
							Perfluorodecane Sulfonic acid	0.0964 ug/mL
							Perfluoroheptanoic acid (PFHpA)	0.1 ug/mL
							Perfluoroheptanesulfonic Acid	0.0952 ug/mL
							Perfluorohexanoic acid	0.1 ug/mL
							Perfluorohexadecanoic acid	0.1 ug/mL
							Perfluorohexanesulfonic acid (PFHxS)	0.0946 ug/mL
							Perfluorononanoic acid (PFNA)	0.1 ug/mL
							Perfluorooctanoic acid (PFOA)	0.1 ug/mL
							Perfluorooctandecanoic acid	0.1 ug/mL
							Perfluorooctanesulfonic acid (PFOS)	0.0956 ug/mL
							Perfluorooctane Sulfonamide	0.1 ug/mL
							Perfluoropentanoic acid	0.1 ug/mL
							Perfluorotetradecanoic acid	0.1 ug/mL
							Perfluorotridecanoic acid	0.1 ug/mL
							Perfluoroundecanoic acid	0.1 ug/mL
..LCPFCSP_00044	09/08/16	03/08/16	Methanol, Lot 090285	10000 uL	LCPFBA_00003	200 uL	Perfluorobutyric acid	1 ug/mL
					LCPFBSA_00001	200 uL	Perfluorobutanesulfonic acid (PFBS)	0.884 ug/mL
					LCPFDA_00004	200 uL	Perfluorodecanoic acid	1 ug/mL
					LCPFDoA_00004	200 uL	Perfluorododecanoic acid	1 ug/mL
					LCPFDSA_00001	200 uL	Perfluorodecane Sulfonic acid	0.964 ug/mL

Lab Name: TestAmerica Sacramento Job No.: 320-18794-1

SDG No.:

Reagent ID	Exp Date	Prep Date	Dilutant Used	Reagent Final Volume	Parent Reagent		Analyte	Concentration
					Reagent ID	Volume Added		
					LCPFHpA_00004	200 uL	Perfluoroheptanoic acid (PFHpA)	1 ug/mL
					LCPFHpSA_00001	200 uL	Perfluoroheptanesulfonic Acid	0.952 ug/mL
					LCPFHxA_00003	200 uL	Perfluorohexanoic acid	1 ug/mL
					LCPFHxDA_00004	200 uL	Perfluorohexadecanoic acid	1 ug/mL
					LCPFHxSA_00001	200 uL	Perfluorohexanesulfonic acid (PFHxS)	0.946 ug/mL
					LCPFNA_00004	200 uL	Perfluorononanoic acid (PFNA)	1 ug/mL
					LCPFOA_00005	200 uL	Perfluorooctanoic acid (PFOA)	1 ug/mL
					LCPFODA_00004	200 uL	Perfluorooctandecanoic acid	1 ug/mL
					LCPFOS_00004	200 uL	Perfluorooctanesulfonic acid (PFOS)	0.956 ug/mL
					LCPFOSA_00006	200 uL	Perfluorooctane Sulfonamide	1 ug/mL
					LCPFPeA_00004	200 uL	Perfluoropentanoic acid	1 ug/mL
					LCPFTeDA_00003	200 uL	Perfluorotetradecanoic acid	1 ug/mL
					LCPFTrDA_00003	200 uL	Perfluorotridecanoic acid	1 ug/mL
					LCPFUdA_00003	200 uL	Perfluoroundecanoic acid	1 ug/mL
...LCPFBA_00003	03/05/18	Wellington Laboratories, Lot PFBA0313			(Purchased Reagent)		Perfluorobutyric acid	50 ug/mL
...LCPFBSA_00001	10/09/19	Wellington Laboratories, Lot LPFBS1014			(Purchased Reagent)		Perfluorobutanesulfonic acid (PFBS)	44.2 ug/mL
...LCPFDA_00004	07/02/20	Wellington Laboratories, Lot PFDA0615			(Purchased Reagent)		Perfluorodecanoic acid	50 ug/mL
...LCPFDoA_00004	01/30/20	Wellington Laboratories, Lot PFDoA0115			(Purchased Reagent)		Perfluorododecanoic acid	50 ug/mL
...LCPFDSA_00001	09/13/18	Wellington Laboratories, Lot LPFDS0913			(Purchased Reagent)		Perfluorodecane Sulfonic acid	48.2 ug/mL
...LCPFHpA_00004	05/09/19	Wellington Laboratories, Lot PFHpA0514			(Purchased Reagent)		Perfluoroheptanoic acid (PFHpA)	50 ug/mL
...LCPFHpSA_00001	11/21/17	Wellington Laboratories, Lot LPFHpS1112			(Purchased Reagent)		Perfluoroheptanesulfonic Acid	47.6 ug/mL
...LCPFHxA_00003	05/09/19	Wellington Laboratories, Lot PFHxA0514			(Purchased Reagent)		Perfluorohexanoic acid	50 ug/mL
...LCPFHxDA_00004	11/28/17	Wellington Laboratories, Lot PFHxDA0707			(Purchased Reagent)		Perfluorohexadecanoic acid	50 ug/mL
...LCPFHxSA_00001	05/09/19	Wellington Laboratories, Lot LPFHxS0514			(Purchased Reagent)		Perfluorohexanesulfonic acid (PFHxS)	47.3 ug/mL
...LCPFNA_00004	05/09/19	Wellington Laboratories, Lot PFNA0514			(Purchased Reagent)		Perfluorononanoic acid (PFNA)	50 ug/mL
...LCPFOA_00005	11/06/20	Wellington Laboratories, Lot PFOA1115			(Purchased Reagent)		Perfluorooctanoic acid (PFOA)	50 ug/mL
...LCPFODA_00004	04/25/17	Wellington Laboratories, Lot PFODA0807			(Purchased Reagent)		Perfluorooctandecanoic acid	50 ug/mL
...LCPFOS_00004	06/20/19	Wellington Laboratories, Lot LPFOS0614			(Purchased Reagent)		Perfluorooctanesulfonic acid (PFOS)	47.8 ug/mL
...LCPFOSA_00006	09/02/17	Wellington Laboratories, Lot FOSA0815I			(Purchased Reagent)		Perfluorooctane Sulfonamide	50 ug/mL
...LCPFPeA_00004	01/30/20	Wellington Laboratories, Lot PFPeA0115			(Purchased Reagent)		Perfluoropentanoic acid	50 ug/mL
...LCPFTeDA_00003	06/19/18	Wellington Laboratories, Lot PFTeDA0613			(Purchased Reagent)		Perfluorotetradecanoic acid	50 ug/mL
...LCPFTrDA_00003	12/10/18	Wellington Laboratories, Lot PFTrDA1213			(Purchased Reagent)		Perfluorotridecanoic acid	50 ug/mL
...LCPFUdA_00003	06/19/18	Wellington Laboratories, Lot PFUdA0613			(Purchased Reagent)		Perfluoroundecanoic acid	50 ug/mL
LCPFC-L3_00016	06/29/16	12/30/15	MeOH/H2O, Lot 090285	5 mL	LCMPFCSU_00024	250 uL	13C2-PFHxDA	50 ng/mL
							13C2-PFTeDA	50 ng/mL
							13C4-PFHpA	50 ng/mL
							13C5-PFPeA	50 ng/mL
							13C8 FOSA	50 ng/mL
							13C4 PFBA	50 ng/mL
							13C2 PFDA	50 ng/mL
							13C2 PFDoA	50 ng/mL

REAGENT TRACEABILITY SUMMARY

Lab Name: TestAmerica Sacramento Job No.: 320-18794-1

SDG No.:

Reagent ID	Exp Date	Prep Date	Dilutant Used	Reagent Final Volume	Parent Reagent		Analyte	Concentration
					Reagent ID	Volume Added		
							13C2 PFHxA	50 ng/mL
							18O2 PFHxS	47.3 ng/mL
							13C5 PFNA	50 ng/mL
							13C4 PFOA	50 ng/mL
							13C4 PFOS	47.8 ng/mL
							13C2 PFUnA	50 ng/mL
					LCPFCSP_00040	250 uL	Perfluorobutyric acid	5 ng/mL
							Perfluorobutanesulfonic acid (PFBS)	4.42 ng/mL
							Perfluorodecanoic acid	5 ng/mL
							Perfluorododecanoic acid	5 ng/mL
							Perfluorodecane Sulfonic acid	4.82 ng/mL
							Perfluoroheptanoic acid (PFHpA)	5 ng/mL
							Perfluoroheptanesulfonic Acid	4.76 ng/mL
							Perfluorohexanoic acid	5 ng/mL
							Perfluorohexadecanoic acid	5 ng/mL
							Perfluorohexanesulfonic acid (PFHxS)	4.73 ng/mL
							Perfluorononanoic acid (PFNA)	5 ng/mL
							Perfluorooctanoic acid (PFOA)	5 ng/mL
							Perfluorooctandecanoic acid	5 ng/mL
							Perfluorooctanesulfonic acid (PFOS)	4.78 ng/mL
							Perfluorooctane Sulfonamide	5 ng/mL
							Perfluoropentanoic acid	5 ng/mL
							Perfluorotetradecanoic acid	5 ng/mL
							Perfluorotridecanoic acid	5 ng/mL
							Perfluoroundecanoic acid	5 ng/mL
.LCMPFCSU_00024	06/29/16	12/29/15	Methanol, Lot Baker 115491	10 mL	LCM2PFHxDA_00003	0.2 mL	13C2-PFHxDA	1 ug/mL
					LCM2PFTeDA_00003	0.2 mL	13C2-PFTeDA	1 ug/mL
					LCM4PFHPA_00003	0.2 mL	13C4-PFHpA	1 ug/mL
					LCM5PFPEA_00004	0.2 mL	13C5-PFPeA	1 ug/mL
					LCM8FOSA_00006	0.2 mL	13C8 FOSA	1 ug/mL
					LCMPFBA_00004	0.2 mL	13C4 PFBA	1 ug/mL
					LCMPFDA_00004	0.2 mL	13C2 PFDA	1 ug/mL
					LCMPFDoA_00004	0.2 mL	13C2 PFDoA	1 ug/mL
					LCMPFHxA_00005	0.2 mL	13C2 PFHxA	1 ug/mL
					LCMPFHxS_00004	0.2 mL	18O2 PFHxS	0.946 ug/mL
					LCMPFNA_00003	0.2 mL	13C5 PFNA	1 ug/mL
					LCMPFOA_00007	0.2 mL	13C4 PFOA	1 ug/mL
					LCMPFOS_00009	0.2 mL	13C4 PFOS	0.956 ug/mL
					LCMPFUdA_00005	0.2 mL	13C2 PFUnA	1 ug/mL
..LCM2PFHxDA_00003	11/29/17	Wellington Laboratories, Lot M2PFHxDA1112			(Purchased Reagent)		13C2-PFHxDA	50 ug/mL
..LCM2PFTeDA_00003	11/29/17	Wellington Laboratories, Lot M2PFTeDA1112			(Purchased Reagent)		13C2-PFTeDA	50 ug/mL
..LCM4PFHPA_00003	05/22/20	Wellington Laboratories, Lot M4PFHpA0515			(Purchased Reagent)		13C4-PFHpA	50 ug/mL
..LCM5PFPEA_00004	05/22/20	Wellington Laboratories, Lot M5PFPeA0515			(Purchased Reagent)		13C5-PFPeA	50 ug/mL

REAGENT TRACEABILITY SUMMARY

Lab Name: TestAmerica Sacramento Job No.: 320-18794-1

SDG No.:

Reagent ID	Exp Date	Prep Date	Dilutant Used	Reagent Final Volume	Parent Reagent		Analyte	Concentration
					Reagent ID	Volume Added		
..LCM8FOSA_00006	12/15/16	Wellington Laboratories, Lot M8FOSA1214I			(Purchased Reagent)		13C8 FOSA	50 ug/mL
..LCMPFBA_00004	10/31/19	Wellington Laboratories, Lot MPFBA1014			(Purchased Reagent)		13C4 PFBA	50 ug/mL
..LCMPFDA_00004	04/13/19	Wellington Laboratories, Lot MPFDA0414			(Purchased Reagent)		13C2 PFDA	50 ug/mL
..LCMPFDoA_00004	07/17/19	Wellington Laboratories, Lot MPFDoA0714			(Purchased Reagent)		13C2 PFDoA	50 ug/mL
..LCMPFHxA_00005	04/13/19	Wellington Laboratories, Lot MPFHxA0414			(Purchased Reagent)		13C2 PFHxA	50 ug/mL
..LCMPFHxS_00004	07/25/18	Wellington Laboratories, Lot MPFHxS0713			(Purchased Reagent)		18O2 PFHxS	47.3 ug/mL
..LCMPFNA_00003	04/13/19	Wellington Laboratories, Lot MPFNA0414			(Purchased Reagent)		13C5 PFNA	50 ug/mL
..LCMPFOA_00007	04/10/20	Wellington Laboratories, Lot MPFOA0415			(Purchased Reagent)		13C4 PFOA	50 ug/mL
..LCMPFOS_00009	05/15/20	Wellington Laboratories, Lot MPFOS0515			(Purchased Reagent)		13C4 PFOS	47.8 ug/mL
..LCMPFUdA_00005	10/31/19	Wellington Laboratories, Lot MPFUdA1014			(Purchased Reagent)		13C2 PFUnA	50 ug/mL
.LCPFCSP_00040	06/30/16	12/30/15	Methanol, Lot 090285	5 mL	LCPFCSP_00039	0.5 mL	Perfluorobutyric acid	0.1 ug/mL
							Perfluorobutanesulfonic acid (PFBS)	0.0884 ug/mL
							Perfluorodecanoic acid	0.1 ug/mL
							Perfluorododecanoic acid	0.1 ug/mL
							Perfluorodecane Sulfonic acid	0.0964 ug/mL
							Perfluoroheptanoic acid (PFHpA)	0.1 ug/mL
							Perfluoroheptanesulfonic Acid	0.0952 ug/mL
							Perfluorohexanoic acid	0.1 ug/mL
							Perfluorohexadecanoic acid	0.1 ug/mL
							Perfluorohexanesulfonic acid (PFHxS)	0.0946 ug/mL
							Perfluorononanoic acid (PFNA)	0.1 ug/mL
							Perfluorooctanoic acid (PFOA)	0.1 ug/mL
							Perfluorooctandecanoic acid	0.1 ug/mL
							Perfluorooctanesulfonic acid (PFOS)	0.0956 ug/mL
							Perfluorooctane Sulfonamide	0.1 ug/mL
							Perfluoropentanoic acid	0.1 ug/mL
							Perfluorotetradecanoic acid	0.1 ug/mL
							Perfluorotridecanoic acid	0.1 ug/mL
							Perfluoroundecanoic acid	0.1 ug/mL
..LCPFCSP_00039	06/30/16	12/30/15	Methanol, Lot 090285	5 mL	LCPFBA_00003	0.1 mL	Perfluorobutyric acid	1 ug/mL
					LCPFBSA_00001	0.1 mL	Perfluorobutanesulfonic acid (PFBS)	0.884 ug/mL
					LCPFDA_00003	0.1 mL	Perfluorodecanoic acid	1 ug/mL
					LCPFDoA_00003	0.1 mL	Perfluorododecanoic acid	1 ug/mL
					LCPFDSA_00001	0.1 mL	Perfluorodecane Sulfonic acid	0.964 ug/mL
					LCPFHpA_00004	0.1 mL	Perfluoroheptanoic acid (PFHpA)	1 ug/mL
					LCPFHpSA_00001	0.1 mL	Perfluoroheptanesulfonic Acid	0.952 ug/mL
					LCPFHxA_00003	0.1 mL	Perfluorohexanoic acid	1 ug/mL
					LCPFHxDA_00004	0.1 mL	Perfluorohexadecanoic acid	1 ug/mL
					LCPFHxSA_00001	0.1 mL	Perfluorohexanesulfonic acid (PFHxS)	0.946 ug/mL
					LCPFNA_00004	0.1 mL	Perfluorononanoic acid (PFNA)	1 ug/mL
					LCPFOA_00004	0.1 mL	Perfluorooctanoic acid (PFOA)	1 ug/mL
					LCPFODA_00004	0.1 mL	Perfluorooctandecanoic acid	1 ug/mL

Lab Name: TestAmerica Sacramento Job No.: 320-18794-1

SDG No.:

Reagent ID	Exp Date	Prep Date	Dilutant Used	Reagent Final Volume	Parent Reagent		Analyte	Concentration
					Reagent ID	Volume Added		
					LCPFOS_00004	0.1 mL	Perfluorooctanesulfonic acid (PFOS)	0.956 ug/mL
					LCPFOSA_00005	0.1 mL	Perfluorooctane Sulfonamide	1 ug/mL
					LCPFPeA_00003	0.1 mL	Perfluoropentanoic acid	1 ug/mL
					LCPFTeDA_00003	0.1 mL	Perfluorotetradecanoic acid	1 ug/mL
					LCPFTrDA_00003	0.1 mL	Perfluorotridecanoic acid	1 ug/mL
					LCPFUdA_00003	0.1 mL	Perfluoroundecanoic acid	1 ug/mL
...LCPFBA_00003	03/05/18	Wellington Laboratories, Lot PFBA0313			(Purchased Reagent)		Perfluorobutyric acid	50 ug/mL
...LCPFBSA_00001	10/09/19	Wellington Laboratories, Lot LPFBS1014			(Purchased Reagent)		Perfluorobutanesulfonic acid (PFBS)	44.2 ug/mL
...LCPFDA_00003	06/18/18	Wellington Laboratories, Lot PFDA0613			(Purchased Reagent)		Perfluorodecanoic acid	50 ug/mL
...LCPFDoA_00003	01/03/18	Wellington Laboratories, Lot PFDoA0113			(Purchased Reagent)		Perfluorododecanoic acid	50 ug/mL
...LCPFDSA_00001	09/13/18	Wellington Laboratories, Lot LPFDS0913			(Purchased Reagent)		Perfluorodecane Sulfonic acid	48.2 ug/mL
...LCPFHpA_00004	05/09/19	Wellington Laboratories, Lot PFHpA0514			(Purchased Reagent)		Perfluoroheptanoic acid (PFHpA)	50 ug/mL
...LCPFHpSA_00001	11/21/17	Wellington Laboratories, Lot LPFHpS1112			(Purchased Reagent)		Perfluoroheptanesulfonic Acid	47.6 ug/mL
...LCPFHxA_00003	05/09/19	Wellington Laboratories, Lot PFHxA0514			(Purchased Reagent)		Perfluorohexanoic acid	50 ug/mL
...LCPFHxDA_00004	11/28/17	Wellington Laboratories, Lot PFHxDA0707			(Purchased Reagent)		Perfluorohexadecanoic acid	50 ug/mL
...LCPFHxSA_00001	05/09/19	Wellington Laboratories, Lot LPFHxS0514			(Purchased Reagent)		Perfluorohexanesulfonic acid (PFHxS)	47.3 ug/mL
...LCPFNA_00004	05/09/19	Wellington Laboratories, Lot PFNA0514			(Purchased Reagent)		Perfluorononanoic acid (PFNA)	50 ug/mL
...LCPFOA_00004	10/11/18	Wellington Laboratories, Lot PFOA1013			(Purchased Reagent)		Perfluorooctanoic acid (PFOA)	50 ug/mL
...LCPFODA_00004	04/25/17	Wellington Laboratories, Lot PFODA0807			(Purchased Reagent)		Perfluorooctandecanoic acid	50 ug/mL
...LCPFOS_00004	06/20/19	Wellington Laboratories, Lot LPFOS0614			(Purchased Reagent)		Perfluorooctanesulfonic acid (PFOS)	47.8 ug/mL
...LCPFOSA_00005	07/31/18	Wellington Laboratories, Lot FOSA0714I			(Purchased Reagent)		Perfluorooctane Sulfonamide	50 ug/mL
...LCPFPeA_00003	01/03/18	Wellington Laboratories, Lot PFPeA0113			(Purchased Reagent)		Perfluoropentanoic acid	50 ug/mL
...LCPFTeDA_00003	06/19/18	Wellington Laboratories, Lot PFTeDA0613			(Purchased Reagent)		Perfluorotetradecanoic acid	50 ug/mL
...LCPFTrDA_00003	12/10/18	Wellington Laboratories, Lot PFTrDA1213			(Purchased Reagent)		Perfluorotridecanoic acid	50 ug/mL
...LCPFUdA_00003	06/19/18	Wellington Laboratories, Lot PFUdA0613			(Purchased Reagent)		Perfluoroundecanoic acid	50 ug/mL
LCPFC-L3_00017	09/08/16	04/18/16	MeOH/H2O, Lot 090285	5 mL	LCMPFCSU_00036	250 uL	13C2-PFHxDA	50 ng/mL
							13C2-PFTeDA	50 ng/mL
							13C4-PFHpA	50 ng/mL
							13C5-PFPeA	50 ng/mL
							13C8 FOSA	50 ng/mL
							13C4 PFBA	50 ng/mL
							13C2 PFDA	50 ng/mL
							13C2 PFDoA	50 ng/mL
							13C2 PFHxA	50 ng/mL
							18O2 PFHxS	47.3 ng/mL
							13C5 PFNA	50 ng/mL
							13C4 PFOA	50 ng/mL
							13C4 PFOS	47.8 ng/mL
							13C2 PFUnA	50 ng/mL
					LCPFCSP_00045	250 uL	Perfluorobutyric acid	5 ng/mL
							Perfluorobutanesulfonic acid (PFBS)	4.42 ng/mL
							Perfluorodecanoic acid	5 ng/mL

Lab Name: TestAmerica Sacramento Job No.: 320-18794-1

SDG No.:

Reagent ID	Exp Date	Prep Date	Dilutant Used	Reagent Final Volume	Parent Reagent		Analyte	Concentration
					Reagent ID	Volume Added		
							Perfluorododecanoic acid	5 ng/mL
							Perfluorodecane Sulfonic acid	4.82 ng/mL
							Perfluoroheptanoic acid (PFHpA)	5 ng/mL
							Perfluoroheptanesulfonic Acid	4.76 ng/mL
							Perfluorohexanoic acid	5 ng/mL
							Perfluorohexadecanoic acid	5 ng/mL
							Perfluorohexanesulfonic acid (PFHxS)	4.73 ng/mL
							Perfluorononanoic acid (PFNA)	5 ng/mL
							Perfluorooctanoic acid (PFOA)	5 ng/mL
							Perfluorooctandecanoic acid	5 ng/mL
							Perfluorooctanesulfonic acid (PFOS)	4.78 ng/mL
							Perfluorooctane Sulfonamide	5 ng/mL
							Perfluoropentanoic acid	5 ng/mL
							Perfluorotetradecanoic acid	5 ng/mL
							Perfluorotridecanoic acid	5 ng/mL
							Perfluoroundecanoic acid	5 ng/mL
.LCMPFCSU_00036	10/07/16	04/07/16	Methanol, Lot Baker 115935	10000 uL	LCM2PFHxDA_00004	200 uL	13C2-PFHxDA	1 ug/mL
					LCM2PFTeDA_00004	200 uL	13C2-PFTeDA	1 ug/mL
					LCM4PFHPA_00004	200 uL	13C4-PFHpA	1 ug/mL
					LCM5PFPEA_00005	200 uL	13C5-PFPeA	1 ug/mL
					LCM8FOSA_00008	200 uL	13C8 FOSA	1 ug/mL
					LCMPFBA_00005	200 uL	13C4 PFBA	1 ug/mL
					LCMPFDA_00007	200 uL	13C2 PFDA	1 ug/mL
					LCMPFDoA_00005	200 uL	13C2 PFDoA	1 ug/mL
					LCMPFHxA_00008	200 uL	13C2 PFHxA	1 ug/mL
					LCMPFHxS_00005	200 uL	18O2 PFHxS	0.946 ug/mL
					LCMPFNA_00005	200 uL	13C5 PFNA	1 ug/mL
					LCMPFOA_00009	200 uL	13C4 PFOA	1 ug/mL
					LCMPFOS_00012	200 uL	13C4 PFOS	0.956 ug/mL
					LCMPFUdA_00006	200 uL	13C2 PFUnA	1 ug/mL
..LCM2PFHxDA_00004	01/07/21	Wellington Laboratories, Lot M2PFHxDA1112			(Purchased Reagent)		13C2-PFHxDA	50 ug/mL
..LCM2PFTeDA_00004	12/07/20	Wellington Laboratories, Lot M2PFTeDA1115			(Purchased Reagent)		13C2-PFTeDA	50 ug/mL
..LCM4PFHPA_00004	05/22/20	Wellington Laboratories, Lot M4PFHpA0515			(Purchased Reagent)		13C4-PFHpA	50 ug/mL
..LCM5PFPEA_00005	05/22/20	Wellington Laboratories, Lot M5PFPeA0515			(Purchased Reagent)		13C5-PFPeA	50 ug/mL
..LCM8FOSA_00008	12/22/17	Wellington Laboratories, Lot M8FOSA1215I			(Purchased Reagent)		13C8 FOSA	50 ug/mL
..LCMPFBA_00005	10/31/19	Wellington Laboratories, Lot MPFBA1014			(Purchased Reagent)		13C4 PFBA	50 ug/mL
..LCMPFDA_00007	08/19/20	Wellington Laboratories, Lot MPFDA0815			(Purchased Reagent)		13C2 PFDA	50 ug/mL
..LCMPFDoA_00005	07/17/19	Wellington Laboratories, Lot MPFDoA0714			(Purchased Reagent)		13C2 PFDoA	50 ug/mL
..LCMPFHxA_00008	04/09/20	Wellington Laboratories, Lot MPFHxA0415			(Purchased Reagent)		13C2 PFHxA	50 ug/mL
..LCMPFHxS_00005	08/23/20	Wellington Laboratories, Lot MPFHxS1015			(Purchased Reagent)		18O2 PFHxS	47.3 ug/mL
..LCMPFNA_00005	04/13/19	Wellington Laboratories, Lot MPFNA0414			(Purchased Reagent)		13C5 PFNA	50 ug/mL
..LCMPFOA_00009	01/22/21	Wellington Laboratories, Lot MPFOA0116			(Purchased Reagent)		13C4 PFOA	50 ug/mL
..LCMPFOS_00012	01/22/21	Wellington Laboratories, Lot MPFOS0116			(Purchased Reagent)		13C4 PFOS	47.8 ug/mL
..LCMPFUdA_00006	10/31/19	Wellington Laboratories, Lot MPFUdA1014			(Purchased Reagent)		13C2 PFUnA	50 ug/mL

REAGENT TRACEABILITY SUMMARY

Lab Name: TestAmerica Sacramento Job No.: 320-18794-1

SDG No.:

Reagent ID	Exp Date	Prep Date	Dilutant Used	Reagent Final Volume	Parent Reagent		Analyte	Concentration
					Reagent ID	Volume Added		
.LCPFCSP_00045	09/08/16	04/18/16	Methanol, Lot 090285	5 mL	LCPFCSP_00044	0.5 mL	Perfluorobutyric acid	0.1 ug/mL
							Perfluorobutanesulfonic acid (PFBS)	0.0884 ug/mL
							Perfluorodecanoic acid	0.1 ug/mL
							Perfluorododecanoic acid	0.1 ug/mL
							Perfluorodecane Sulfonic acid	0.0964 ug/mL
							Perfluoroheptanoic acid (PFHpA)	0.1 ug/mL
							Perfluoroheptanesulfonic Acid	0.0952 ug/mL
							Perfluorohexanoic acid	0.1 ug/mL
							Perfluorohexadecanoic acid	0.1 ug/mL
							Perfluorohexanesulfonic acid (PFHxS)	0.0946 ug/mL
							Perfluorononanoic acid (PFNA)	0.1 ug/mL
							Perfluorooctanoic acid (PFOA)	0.1 ug/mL
							Perfluorooctandecanoic acid	0.1 ug/mL
							Perfluorooctanesulfonic acid (PFOS)	0.0956 ug/mL
							Perfluorooctane Sulfonamide	0.1 ug/mL
							Perfluoropentanoic acid	0.1 ug/mL
							Perfluorotetradecanoic acid	0.1 ug/mL
							Perfluorotridecanoic acid	0.1 ug/mL
							Perfluoroundecanoic acid	0.1 ug/mL
..LCPFCSP_00044	09/08/16	03/08/16	Methanol, Lot 090285	10000 uL	LCPFBA_00003	200 uL	Perfluorobutyric acid	1 ug/mL
					LCPFBSA_00001	200 uL	Perfluorobutanesulfonic acid (PFBS)	0.884 ug/mL
					LCPFDA_00004	200 uL	Perfluorodecanoic acid	1 ug/mL
					LCPFDoA_00004	200 uL	Perfluorododecanoic acid	1 ug/mL
					LCPFDSA_00001	200 uL	Perfluorodecane Sulfonic acid	0.964 ug/mL
					LCPFHpA_00004	200 uL	Perfluoroheptanoic acid (PFHpA)	1 ug/mL
					LCPFHpSA_00001	200 uL	Perfluoroheptanesulfonic Acid	0.952 ug/mL
					LCPFHxA_00003	200 uL	Perfluorohexanoic acid	1 ug/mL
					LCPFHxDA_00004	200 uL	Perfluorohexadecanoic acid	1 ug/mL
					LCPFHxSA_00001	200 uL	Perfluorohexanesulfonic acid (PFHxS)	0.946 ug/mL
					LCPFNA_00004	200 uL	Perfluorononanoic acid (PFNA)	1 ug/mL
					LCPFOA_00005	200 uL	Perfluorooctanoic acid (PFOA)	1 ug/mL
					LCPFODA_00004	200 uL	Perfluorooctandecanoic acid	1 ug/mL
					LCPFOS_00004	200 uL	Perfluorooctanesulfonic acid (PFOS)	0.956 ug/mL
					LCPFOSA_00006	200 uL	Perfluorooctane Sulfonamide	1 ug/mL
					LCPFPeA_00004	200 uL	Perfluoropentanoic acid	1 ug/mL
					LCPFTeDA_00003	200 uL	Perfluorotetradecanoic acid	1 ug/mL
					LCPFTrDA_00003	200 uL	Perfluorotridecanoic acid	1 ug/mL
					LCPFUdA_00003	200 uL	Perfluoroundecanoic acid	1 ug/mL
...LCPFBA_00003	03/05/18	Wellington Laboratories, Lot PFBA0313			(Purchased Reagent)		Perfluorobutyric acid	50 ug/mL
...LCPFBSA_00001	10/09/19	Wellington Laboratories, Lot LPFBS1014			(Purchased Reagent)		Perfluorobutanesulfonic acid (PFBS)	44.2 ug/mL

Lab Name: TestAmerica Sacramento Job No.: 320-18794-1

SDG No.:

Reagent ID	Exp Date	Prep Date	Dilutant Used	Reagent Final Volume	Parent Reagent		Analyte	Concentration
					Reagent ID	Volume Added		
...LCPFDA_00004	07/02/20	Wellington Laboratories, Lot PFDA0615			(Purchased Reagent)		Perfluorodecanoic acid	50 ug/mL
...LCPFDoA_00004	01/30/20	Wellington Laboratories, Lot PFDoA0115			(Purchased Reagent)		Perfluorododecanoic acid	50 ug/mL
...LCPFDSA_00001	09/13/18	Wellington Laboratories, Lot LPFDS0913			(Purchased Reagent)		Perfluorodecane Sulfonic acid	48.2 ug/mL
...LCPFHpA_00004	05/09/19	Wellington Laboratories, Lot PFHpA0514			(Purchased Reagent)		Perfluoroheptanoic acid (PFHpA)	50 ug/mL
...LCPFHpSA_00001	11/21/17	Wellington Laboratories, Lot LPFHpS1112			(Purchased Reagent)		Perfluoroheptanesulfonic Acid	47.6 ug/mL
...LCPFHxA_00003	05/09/19	Wellington Laboratories, Lot PFHxA0514			(Purchased Reagent)		Perfluorohexanoic acid	50 ug/mL
...LCPFHxDA_00004	11/28/17	Wellington Laboratories, Lot PFHxDA0707			(Purchased Reagent)		Perfluorohexadecanoic acid	50 ug/mL
...LCPFHxSA_00001	05/09/19	Wellington Laboratories, Lot LPFHxS0514			(Purchased Reagent)		Perfluorohexanesulfonic acid (PFHxS)	47.3 ug/mL
...LCPFNA_00004	05/09/19	Wellington Laboratories, Lot PFNA0514			(Purchased Reagent)		Perfluorononanoic acid (PFNA)	50 ug/mL
...LCPFOA_00005	11/06/20	Wellington Laboratories, Lot PFOA1115			(Purchased Reagent)		Perfluorooctanoic acid (PFOA)	50 ug/mL
...LCPFODA_00004	04/25/17	Wellington Laboratories, Lot PFODA0807			(Purchased Reagent)		Perfluorooctandecanoic acid	50 ug/mL
...LCPFOS_00004	06/20/19	Wellington Laboratories, Lot LPFOS0614			(Purchased Reagent)		Perfluorooctanesulfonic acid (PFOS)	47.8 ug/mL
...LCPFOSA_00006	09/02/17	Wellington Laboratories, Lot FOSA0815I			(Purchased Reagent)		Perfluorooctane Sulfonamide	50 ug/mL
...LCPFPeA_00004	01/30/20	Wellington Laboratories, Lot PFPeA0115			(Purchased Reagent)		Perfluoropentanoic acid	50 ug/mL
...LCPFTeDA_00003	06/19/18	Wellington Laboratories, Lot PFTeDA0613			(Purchased Reagent)		Perfluorotetradecanoic acid	50 ug/mL
...LCPFTrDA_00003	12/10/18	Wellington Laboratories, Lot PFTrDA1213			(Purchased Reagent)		Perfluorotridecanoic acid	50 ug/mL
...LCPFUdA_00003	06/19/18	Wellington Laboratories, Lot PFUdA0613			(Purchased Reagent)		Perfluoroundecanoic acid	50 ug/mL
LCPFC-L4_00018	08/11/16	03/02/16	MeOH/H2O, Lot 090285	5 mL	LCMPFCSU_00029	250 uL	13C2-PFHxDA	50 ng/mL
							13C2-PFTeDA	50 ng/mL
							13C4-PFHpA	50 ng/mL
							13C5-PFPeA	50 ng/mL
							13C8 FOSA	50 ng/mL
							13C4 PFBA	50 ng/mL
							13C2 PFDA	50 ng/mL
							13C2 PFDoA	50 ng/mL
							13C2 PFHxA	50 ng/mL
							18O2 PFHxS	47.3 ng/mL
							13C5 PFNA	50 ng/mL
							13C4 PFOA	50 ng/mL
							13C4 PFOS	47.8 ng/mL
							13C2 PFUnA	50 ng/mL
					LCPFCSP_00041	100 uL	Perfluorobutyric acid	20 ng/mL
							Perfluorobutanesulfonic acid (PFBS)	17.68 ng/mL
							Perfluorodecanoic acid	20 ng/mL
							Perfluorododecanoic acid	20 ng/mL
							Perfluorodecane Sulfonic acid	19.28 ng/mL
							Perfluoroheptanoic acid (PFHpA)	20 ng/mL
							Perfluoroheptanesulfonic Acid	19.04 ng/mL
							Perfluorohexanoic acid	20 ng/mL
							Perfluorohexadecanoic acid	20 ng/mL
							Perfluorohexanesulfonic acid (PFHxS)	18.92 ng/mL
							Perfluorononanoic acid (PFNA)	20 ng/mL

REAGENT TRACEABILITY SUMMARY

Lab Name: TestAmerica Sacramento Job No.: 320-18794-1

SDG No.:

Reagent ID	Exp Date	Prep Date	Dilutant Used	Reagent Final Volume	Parent Reagent		Analyte	Concentration
					Reagent ID	Volume Added		
							Perfluorooctanoic acid (PFOA)	20 ng/mL
							Perfluorooctandecanoic acid	20 ng/mL
							Perfluorooctanesulfonic acid (PFOS)	19.12 ng/mL
							Perfluorooctane Sulfonamide	20 ng/mL
							Perfluoropentanoic acid	20 ng/mL
							Perfluorotetradecanoic acid	20 ng/mL
							Perfluorotridecanoic acid	20 ng/mL
							Perfluoroundecanoic acid	20 ng/mL
.LCMPFCSU_00029	08/29/16	02/29/16	Methanol, Lot Baker 115491	10000 uL	LCM2PFHxDA_00003	200 uL	13C2-PFHxDA	1 ug/mL
					LCM2PFTeDA_00003	200 uL	13C2-PFTeDA	1 ug/mL
					LCM4PFHPA_00003	200 uL	13C4-PFHpA	1 ug/mL
					LCM5PFPEA_00004	200 uL	13C5-PFPeA	1 ug/mL
					LCM8FOSA_00007	200 uL	13C8 FOSA	1 ug/mL
					LCMPFBA_00004	200 uL	13C4 PFBA	1 ug/mL
					LCMPFDA_00006	200 uL	13C2 PFDA	1 ug/mL
					LCMPFDoA_00004	200 uL	13C2 PFDoA	1 ug/mL
					LCMPFHxA_00007	200 uL	13C2 PFHxA	1 ug/mL
					LCMPFHxS_00004	200 uL	18O2 PFHxS	0.946 ug/mL
					LCMPFNA_00004	200 uL	13C5 PFNA	1 ug/mL
					LCMPFOA_00008	200 uL	13C4 PFOA	1 ug/mL
					LCMPFOS_00010	200 uL	13C4 PFOS	0.956 ug/mL
					LCMPFUdA_00005	200 uL	13C2 PFUnA	1 ug/mL
..LCM2PFHxDA_00003	11/29/17	Wellington Laboratories, Lot M2PFHxDA1112			(Purchased Reagent)		13C2-PFHxDA	50 ug/mL
..LCM2PFTeDA_00003	11/29/17	Wellington Laboratories, Lot M2PFTeDA1112			(Purchased Reagent)		13C2-PFTeDA	50 ug/mL
..LCM4PFHPA_00003	05/22/20	Wellington Laboratories, Lot M4PFHpA0515			(Purchased Reagent)		13C4-PFHpA	50 ug/mL
..LCM5PFPEA_00004	05/22/20	Wellington Laboratories, Lot M5PFPeA0515			(Purchased Reagent)		13C5-PFPeA	50 ug/mL
..LCM8FOSA_00007	12/15/16	Wellington Laboratories, Lot M8FOSA1214I			(Purchased Reagent)		13C8 FOSA	50 ug/mL
..LCMPFBA_00004	10/31/19	Wellington Laboratories, Lot MPFBA1014			(Purchased Reagent)		13C4 PFBA	50 ug/mL
..LCMPFDA_00006	08/19/20	Wellington Laboratories, Lot MPFDA0815			(Purchased Reagent)		13C2 PFDA	50 ug/mL
..LCMPFDoA_00004	07/17/19	Wellington Laboratories, Lot MPFDoA0714			(Purchased Reagent)		13C2 PFDoA	50 ug/mL
..LCMPFHxA_00007	04/09/20	Wellington Laboratories, Lot MPFHxA0415			(Purchased Reagent)		13C2 PFHxA	50 ug/mL
..LCMPFHxS_00004	07/25/18	Wellington Laboratories, Lot MPFHxS0713			(Purchased Reagent)		18O2 PFHxS	47.3 ug/mL
..LCMPFNA_00004	04/13/19	Wellington Laboratories, Lot MPFNA0414			(Purchased Reagent)		13C5 PFNA	50 ug/mL
..LCMPFOA_00008	04/10/20	Wellington Laboratories, Lot MPFOA0415			(Purchased Reagent)		13C4 PFOA	50 ug/mL
..LCMPFOS_00010	05/15/20	Wellington Laboratories, Lot MPFOS0515			(Purchased Reagent)		13C4 PFOS	47.8 ug/mL
..LCMPFUdA_00005	10/31/19	Wellington Laboratories, Lot MPFUdA1014			(Purchased Reagent)		13C2 PFUnA	50 ug/mL
.LCPFCSP_00041	08/11/16	02/11/16	Methanol, Lot 090285	5 mL	LCPFBA_00003	0.1 mL	Perfluorobutyric acid	1 ug/mL
					LCPFBSA_00001	0.1 mL	Perfluorobutanesulfonic acid (PFBS)	0.884 ug/mL
					LCPFDA_00003	0.1 mL	Perfluorodecanoic acid	1 ug/mL
					LCPFDoA_00003	0.1 mL	Perfluorododecanoic acid	1 ug/mL
					LCPFDSA_00001	0.1 mL	Perfluorodecane Sulfonic acid	0.964 ug/mL
					LCPFHpA_00004	0.1 mL	Perfluoroheptanoic acid (PFHpA)	1 ug/mL
					LCPFHpSA_00001	0.1 mL	Perfluoroheptanesulfonic Acid	0.952 ug/mL
					LCPFHxA_00003	0.1 mL	Perfluorohexanoic acid	1 ug/mL

Lab Name: TestAmerica Sacramento Job No.: 320-18794-1

SDG No.:

Reagent ID	Exp Date	Prep Date	Dilutant Used	Reagent Final Volume	Parent Reagent		Analyte	Concentration
					Reagent ID	Volume Added		
					LCPFHxDA_00004	0.1 mL	Perfluorohexadecanoic acid	1 ug/mL
					LCPFHxSA_00001	0.1 mL	Perfluorohexanesulfonic acid (PFHxS)	0.946 ug/mL
					LCPFNA_00004	0.1 mL	Perfluorononanoic acid (PFNA)	1 ug/mL
					LCPFOA_00004	0.1 mL	Perfluorooctanoic acid (PFOA)	1 ug/mL
					LCPFODA_00004	0.1 mL	Perfluorooctandecanoic acid	1 ug/mL
					LCPFOS_00004	0.1 mL	Perfluorooctanesulfonic acid (PFOS)	0.956 ug/mL
					LCPFOSA_00005	0.1 mL	Perfluorooctane Sulfonamide	1 ug/mL
					LCPFPeA_00003	0.1 mL	Perfluoropentanoic acid	1 ug/mL
					LCPFTeDA_00003	0.1 mL	Perfluorotetradecanoic acid	1 ug/mL
					LCPFTrDA_00003	0.1 mL	Perfluorotridecanoic acid	1 ug/mL
					LCPFUdA_00003	0.1 mL	Perfluoroundecanoic acid	1 ug/mL
..LCPFBA_00003	03/05/18	Wellington Laboratories, Lot PFBA0313			(Purchased Reagent)		Perfluorobutyric acid	50 ug/mL
..LCPFBSA_00001	10/09/19	Wellington Laboratories, Lot LPFBS1014			(Purchased Reagent)		Perfluorobutanesulfonic acid (PFBS)	44.2 ug/mL
..LCPFDA_00003	06/18/18	Wellington Laboratories, Lot PFDA0613			(Purchased Reagent)		Perfluorodecanoic acid	50 ug/mL
..LCPFDoA_00003	01/03/18	Wellington Laboratories, Lot PFDoA0113			(Purchased Reagent)		Perfluorododecanoic acid	50 ug/mL
..LCPFDSA_00001	09/13/18	Wellington Laboratories, Lot LPFDS0913			(Purchased Reagent)		Perfluorodecane Sulfonic acid	48.2 ug/mL
..LCPFHpA_00004	05/09/19	Wellington Laboratories, Lot PFHpA0514			(Purchased Reagent)		Perfluoroheptanoic acid (PFHpA)	50 ug/mL
..LCPFHpSA_00001	11/21/17	Wellington Laboratories, Lot LPFHpS1112			(Purchased Reagent)		Perfluoroheptanesulfonic Acid	47.6 ug/mL
..LCPFHxA_00003	05/09/19	Wellington Laboratories, Lot PFHxA0514			(Purchased Reagent)		Perfluorohexanoic acid	50 ug/mL
..LCPFHxDA_00004	11/28/17	Wellington Laboratories, Lot PFHxDA0707			(Purchased Reagent)		Perfluorohexadecanoic acid	50 ug/mL
..LCPFHxSA_00001	05/09/19	Wellington Laboratories, Lot LPFHxS0514			(Purchased Reagent)		Perfluorohexanesulfonic acid (PFHxS)	47.3 ug/mL
..LCPFNA_00004	05/09/19	Wellington Laboratories, Lot PFNA0514			(Purchased Reagent)		Perfluorononanoic acid (PFNA)	50 ug/mL
..LCPFOA_00004	10/11/18	Wellington Laboratories, Lot PFOA1013			(Purchased Reagent)		Perfluorooctanoic acid (PFOA)	50 ug/mL
..LCPFODA_00004	04/25/17	Wellington Laboratories, Lot PFODA0807			(Purchased Reagent)		Perfluorooctandecanoic acid	50 ug/mL
..LCPFOS_00004	06/20/19	Wellington Laboratories, Lot LPFOS0614			(Purchased Reagent)		Perfluorooctanesulfonic acid (PFOS)	47.8 ug/mL
..LCPFOSA_00005	07/31/18	Wellington Laboratories, Lot FOSA0714I			(Purchased Reagent)		Perfluorooctane Sulfonamide	50 ug/mL
..LCPFPeA_00003	01/03/18	Wellington Laboratories, Lot PFPeA0113			(Purchased Reagent)		Perfluoropentanoic acid	50 ug/mL
..LCPFTeDA_00003	06/19/18	Wellington Laboratories, Lot PFTeDA0613			(Purchased Reagent)		Perfluorotetradecanoic acid	50 ug/mL
..LCPFTrDA_00003	12/10/18	Wellington Laboratories, Lot PFTrDA1213			(Purchased Reagent)		Perfluorotridecanoic acid	50 ug/mL
..LCPFUdA_00003	06/19/18	Wellington Laboratories, Lot PFUdA0613			(Purchased Reagent)		Perfluoroundecanoic acid	50 ug/mL
LCPFC-L4_00020	09/08/16	04/18/16	MeOH/H2O, Lot 090285	5 mL	LCMPFCSU_00036	250 uL	13C2-PFHxDA	50 ng/mL
							13C2-PFTeDA	50 ng/mL
							13C4-PFHpA	50 ng/mL
							13C5-PFPeA	50 ng/mL
							13C8 FOSA	50 ng/mL
							13C4 PFBA	50 ng/mL
							13C2 PFDA	50 ng/mL
							13C2 PFDoA	50 ng/mL
							13C2 PFHxA	50 ng/mL
							18O2 PFHxS	47.3 ng/mL
							13C5 PFNA	50 ng/mL
							13C4 PFOA	50 ng/mL

Lab Name: TestAmerica Sacramento Job No.: 320-18794-1

SDG No.:

Reagent ID	Exp Date	Prep Date	Dilutant Used	Reagent Final Volume	Parent Reagent		Analyte	Concentration
					Reagent ID	Volume Added		
							13C4 PFOS	47.8 ng/mL
							13C2 PFUnA	50 ng/mL
					LCPFCSP_00044	100 uL	Perfluorobutyric acid	20 ng/mL
							Perfluorobutanesulfonic acid (PFBS)	17.68 ng/mL
							Perfluorodecanoic acid	20 ng/mL
							Perfluorododecanoic acid	20 ng/mL
							Perfluorodecane Sulfonic acid	19.28 ng/mL
							Perfluoroheptanoic acid (PFHpA)	20 ng/mL
							Perfluoroheptanesulfonic Acid	19.04 ng/mL
							Perfluorohexanoic acid	20 ng/mL
							Perfluorohexadecanoic acid	20 ng/mL
							Perfluorohexanesulfonic acid (PFHxS)	18.92 ng/mL
							Perfluorononanoic acid (PFNA)	20 ng/mL
							Perfluorooctanoic acid (PFOA)	20 ng/mL
							Perfluorooctandecanoic acid	20 ng/mL
							Perfluorooctanesulfonic acid (PFOS)	19.12 ng/mL
							Perfluorooctane Sulfonamide	20 ng/mL
							Perfluoropentanoic acid	20 ng/mL
							Perfluorotetradecanoic acid	20 ng/mL
							Perfluorotridecanoic acid	20 ng/mL
							Perfluoroundecanoic acid	20 ng/mL
.LCMPFCSU_00036	10/07/16	04/07/16	Methanol, Lot Baker 115935	10000 uL	LCM2PFHxDA_00004	200 uL	13C2-PFHxDA	1 ug/mL
					LCM2PFTeDA_00004	200 uL	13C2-PFTeDA	1 ug/mL
					LCM4PFHPA_00004	200 uL	13C4-PFHpA	1 ug/mL
					LCM5PFPEA_00005	200 uL	13C5-PFPeA	1 ug/mL
					LCM8FOSA_00008	200 uL	13C8 FOSA	1 ug/mL
					LCMPFBA_00005	200 uL	13C4 PFBA	1 ug/mL
					LCMPFDA_00007	200 uL	13C2 PFDA	1 ug/mL
					LCMPFDoA_00005	200 uL	13C2 PFDoA	1 ug/mL
					LCMPFHxA_00008	200 uL	13C2 PFHxA	1 ug/mL
					LCMPFHxS_00005	200 uL	18O2 PFHxS	0.946 ug/mL
					LCMPFNA_00005	200 uL	13C5 PFNA	1 ug/mL
					LCMPFOA_00009	200 uL	13C4 PFOA	1 ug/mL
					LCMPFOS_00012	200 uL	13C4 PFOS	0.956 ug/mL
					LCMPFUdA_00006	200 uL	13C2 PFUnA	1 ug/mL
..LCM2PFHxDA_00004	01/07/21	Wellington Laboratories, Lot M2PFHxDA1112			(Purchased Reagent)		13C2-PFHxDA	50 ug/mL
..LCM2PFTeDA_00004	12/07/20	Wellington Laboratories, Lot M2PFTeDA1115			(Purchased Reagent)		13C2-PFTeDA	50 ug/mL
..LCM4PFHPA_00004	05/22/20	Wellington Laboratories, Lot M4PFHpA0515			(Purchased Reagent)		13C4-PFHpA	50 ug/mL
..LCM5PFPEA_00005	05/22/20	Wellington Laboratories, Lot M5PFPeA0515			(Purchased Reagent)		13C5-PFPeA	50 ug/mL
..LCM8FOSA_00008	12/22/17	Wellington Laboratories, Lot M8FOSA1215I			(Purchased Reagent)		13C8 FOSA	50 ug/mL
..LCMPFBA_00005	10/31/19	Wellington Laboratories, Lot MPFBA1014			(Purchased Reagent)		13C4 PFBA	50 ug/mL
..LCMPFDA_00007	08/19/20	Wellington Laboratories, Lot MPFDA0815			(Purchased Reagent)		13C2 PFDA	50 ug/mL
..LCMPFDoA_00005	07/17/19	Wellington Laboratories, Lot MPFDoA0714			(Purchased Reagent)		13C2 PFDoA	50 ug/mL

REAGENT TRACEABILITY SUMMARY

Lab Name: TestAmerica Sacramento Job No.: 320-18794-1

SDG No.:

Reagent ID	Exp Date	Prep Date	Dilutant Used	Reagent Final Volume	Parent Reagent		Analyte	Concentration
					Reagent ID	Volume Added		
..LCMPFHxA_00008	04/09/20	Wellington Laboratories, Lot MPFHxA0415			(Purchased Reagent)		13C2 PFHxA	50 ug/mL
..LCMPFHxS_00005	08/23/20	Wellington Laboratories, Lot MPFHxS1015			(Purchased Reagent)		18O2 PFHxS	47.3 ug/mL
..LCMPFNA_00005	04/13/19	Wellington Laboratories, Lot MPFNA0414			(Purchased Reagent)		13C5 PFNA	50 ug/mL
..LCMPFOA_00009	01/22/21	Wellington Laboratories, Lot MPFOA0116			(Purchased Reagent)		13C4 PFOA	50 ug/mL
..LCMPFOS_00012	01/22/21	Wellington Laboratories, Lot MPFOS0116			(Purchased Reagent)		13C4 PFOS	47.8 ug/mL
..LCMPFUdA_00006	10/31/19	Wellington Laboratories, Lot MPFUdA1014			(Purchased Reagent)		13C2 PFUnA	50 ug/mL
.LCPFCSP_00044	09/08/16	03/08/16	Methanol, Lot 090285	10000 uL	LCPFBA_00003	200 uL	Perfluorobutyric acid	1 ug/mL
					LCPFBSA_00001	200 uL	Perfluorobutanesulfonic acid (PFBS)	0.884 ug/mL
					LCPFDA_00004	200 uL	Perfluorodecanoic acid	1 ug/mL
					LCPFDoA_00004	200 uL	Perfluorododecanoic acid	1 ug/mL
					LCPFDSA_00001	200 uL	Perfluorodecane Sulfonic acid	0.964 ug/mL
					LCPFHpA_00004	200 uL	Perfluoroheptanoic acid (PFHpA)	1 ug/mL
					LCPFHpSA_00001	200 uL	Perfluoroheptanesulfonic Acid	0.952 ug/mL
					LCPFHxA_00003	200 uL	Perfluorohexanoic acid	1 ug/mL
					LCPFHxDA_00004	200 uL	Perfluorohexadecanoic acid	1 ug/mL
					LCPFHxSA_00001	200 uL	Perfluorohexanesulfonic acid (PFHxS)	0.946 ug/mL
					LCPFNA_00004	200 uL	Perfluorononanoic acid (PFNA)	1 ug/mL
					LCPFOA_00005	200 uL	Perfluorooctanoic acid (PFOA)	1 ug/mL
					LCPFODA_00004	200 uL	Perfluorooctandecanoic acid	1 ug/mL
					LCPFOS_00004	200 uL	Perfluorooctanesulfonic acid (PFOS)	0.956 ug/mL
					LCPFOSA_00006	200 uL	Perfluorooctane Sulfonamide	1 ug/mL
					LCPFPeA_00004	200 uL	Perfluoropentanoic acid	1 ug/mL
					LCPFTeDA_00003	200 uL	Perfluorotetradecanoic acid	1 ug/mL
					LCPFTrDA_00003	200 uL	Perfluorotridecanoic acid	1 ug/mL
					LCPFUdA_00003	200 uL	Perfluoroundecanoic acid	1 ug/mL
..LCPFBA_00003	03/05/18	Wellington Laboratories, Lot PFBA0313			(Purchased Reagent)		Perfluorobutyric acid	50 ug/mL
..LCPFBSA_00001	10/09/19	Wellington Laboratories, Lot LPFBS1014			(Purchased Reagent)		Perfluorobutanesulfonic acid (PFBS)	44.2 ug/mL
..LCPFDA_00004	07/02/20	Wellington Laboratories, Lot PFDA0615			(Purchased Reagent)		Perfluorodecanoic acid	50 ug/mL
..LCPFDoA_00004	01/30/20	Wellington Laboratories, Lot PFDoA0115			(Purchased Reagent)		Perfluorododecanoic acid	50 ug/mL
..LCPFDSA_00001	09/13/18	Wellington Laboratories, Lot LPFDS0913			(Purchased Reagent)		Perfluorodecane Sulfonic acid	48.2 ug/mL
..LCPFHpA_00004	05/09/19	Wellington Laboratories, Lot PFHpA0514			(Purchased Reagent)		Perfluoroheptanoic acid (PFHpA)	50 ug/mL
..LCPFHpSA_00001	11/21/17	Wellington Laboratories, Lot LPFHpS1112			(Purchased Reagent)		Perfluoroheptanesulfonic Acid	47.6 ug/mL
..LCPFHxA_00003	05/09/19	Wellington Laboratories, Lot PFHxA0514			(Purchased Reagent)		Perfluorohexanoic acid	50 ug/mL
..LCPFHxDA_00004	11/28/17	Wellington Laboratories, Lot PFHxDA0707			(Purchased Reagent)		Perfluorohexadecanoic acid	50 ug/mL
..LCPFHxSA_00001	05/09/19	Wellington Laboratories, Lot LPFHxS0514			(Purchased Reagent)		Perfluorohexanesulfonic acid (PFHxS)	47.3 ug/mL
..LCPFNA_00004	05/09/19	Wellington Laboratories, Lot PFNA0514			(Purchased Reagent)		Perfluorononanoic acid (PFNA)	50 ug/mL
..LCPFOA_00005	11/06/20	Wellington Laboratories, Lot PFOA1115			(Purchased Reagent)		Perfluorooctanoic acid (PFOA)	50 ug/mL
..LCPFODA_00004	04/25/17	Wellington Laboratories, Lot PFODA0807			(Purchased Reagent)		Perfluorooctandecanoic acid	50 ug/mL
..LCPFOS_00004	06/20/19	Wellington Laboratories, Lot LPFOS0614			(Purchased Reagent)		Perfluorooctanesulfonic acid (PFOS)	47.8 ug/mL
..LCPFOSA_00006	09/02/17	Wellington Laboratories, Lot FOSA0815I			(Purchased Reagent)		Perfluorooctane Sulfonamide	50 ug/mL
..LCPFPeA_00004	01/30/20	Wellington Laboratories, Lot PFPeA0115			(Purchased Reagent)		Perfluoropentanoic acid	50 ug/mL

REAGENT TRACEABILITY SUMMARY

Lab Name: TestAmerica Sacramento Job No.: 320-18794-1

SDG No.:

Reagent ID	Exp Date	Prep Date	Dilutant Used	Reagent Final Volume	Parent Reagent		Analyte	Concentration
					Reagent ID	Volume Added		
..LCPFTeDA_00003	06/19/18	Wellington Laboratories, Lot PFTeDA0613			(Purchased Reagent)		Perfluorotetradecanoic acid	50 ug/mL
..LCPFTrDA_00003	12/10/18	Wellington Laboratories, Lot PFTrDA1213			(Purchased Reagent)		Perfluorotridecanoic acid	50 ug/mL
..LCPFUdA_00003	06/19/18	Wellington Laboratories, Lot PFUdA0613			(Purchased Reagent)		Perfluoroundecanoic acid	50 ug/mL
LCPFC-L5_00017	08/11/16	03/02/16	MeOH/H2O, Lot 090285	5 mL	LCMPFCSU_00029	250 uL	13C2-PFHxDA	50 ng/mL
							13C2-PFTeDA	50 ng/mL
							13C4-PFHpA	50 ng/mL
							13C5-PFPeA	50 ng/mL
							13C8 FOSA	50 ng/mL
							13C4 PFBA	50 ng/mL
							13C2 PFDA	50 ng/mL
							13C2 PFDoA	50 ng/mL
							13C2 PFHxA	50 ng/mL
							18O2 PFHxS	47.3 ng/mL
							13C5 PFNA	50 ng/mL
							13C4 PFOA	50 ng/mL
							13C4 PFOS	47.8 ng/mL
							13C2 PFUnA	50 ng/mL
					LCPFCSP_00041	250 uL	Perfluorobutyric acid	50 ng/mL
							Perfluorobutanesulfonic acid (PFBS)	44.2 ng/mL
							Perfluorodecanoic acid	50 ng/mL
							Perfluorododecanoic acid	50 ng/mL
							Perfluorodecane Sulfonic acid	48.2 ng/mL
							Perfluoroheptanoic acid (PFHpA)	50 ng/mL
							Perfluoroheptanesulfonic Acid	47.6 ng/mL
							Perfluorohexanoic acid	50 ng/mL
							Perfluorohexadecanoic acid	50 ng/mL
							Perfluorohexanesulfonic acid (PFHxS)	47.3 ng/mL
							Perfluorononanoic acid (PFNA)	50 ng/mL
							Perfluorooctanoic acid (PFOA)	50 ng/mL
							Perfluorooctandecanoic acid	50 ng/mL
							Perfluorooctanesulfonic acid (PFOS)	47.8 ng/mL
							Perfluorooctane Sulfonamide	50 ng/mL
							Perfluoropentanoic acid	50 ng/mL
							Perfluorotetradecanoic acid	50 ng/mL
							Perfluorotridecanoic acid	50 ng/mL
							Perfluoroundecanoic acid	50 ng/mL
.LCMPFCSU_00029	08/29/16	02/29/16	Methanol, Lot Baker 115491	10000 uL	LCM2PFHxDA_00003	200 uL	13C2-PFHxDA	1 ug/mL
					LCM2PFTeDA_00003	200 uL	13C2-PFTeDA	1 ug/mL
					LCM4PFHPA_00003	200 uL	13C4-PFHpA	1 ug/mL
					LCM5PFPEA_00004	200 uL	13C5-PFPeA	1 ug/mL
					LCM8FOSA_00007	200 uL	13C8 FOSA	1 ug/mL
					LCMPFBA_00004	200 uL	13C4 PFBA	1 ug/mL
					LCMPFDA_00006	200 uL	13C2 PFDA	1 ug/mL

Lab Name: TestAmerica Sacramento Job No.: 320-18794-1

SDG No.:

Reagent ID	Exp Date	Prep Date	Dilutant Used	Reagent Final Volume	Parent Reagent		Analyte	Concentration
					Reagent ID	Volume Added		
					LCMPFDoA_00004	200 uL	13C2 PFDoA	1 ug/mL
					LCMPFHxA_00007	200 uL	13C2 PFHxA	1 ug/mL
					LCMPFHxS_00004	200 uL	18O2 PFHxS	0.946 ug/mL
					LCMPFNA_00004	200 uL	13C5 PFNA	1 ug/mL
					LCMPFOA_00008	200 uL	13C4 PFOA	1 ug/mL
					LCMPFOS_00010	200 uL	13C4 PFOS	0.956 ug/mL
					LCMPFUdA_00005	200 uL	13C2 PFUnA	1 ug/mL
..LCM2PFHxDA_00003	11/29/17	Wellington Laboratories, Lot M2PFHxDA1112			(Purchased Reagent)		13C2-PFHxDA	50 ug/mL
..LCM2PFTeDA_00003	11/29/17	Wellington Laboratories, Lot M2PFTeDA1112			(Purchased Reagent)		13C2-PFTeDA	50 ug/mL
..LCM4PFHPA_00003	05/22/20	Wellington Laboratories, Lot M4PFHpA0515			(Purchased Reagent)		13C4-PFHpA	50 ug/mL
..LCM5PFPEA_00004	05/22/20	Wellington Laboratories, Lot M5PFPeA0515			(Purchased Reagent)		13C5-PFPeA	50 ug/mL
..LCM8FOSA_00007	12/15/16	Wellington Laboratories, Lot M8FOSA1214I			(Purchased Reagent)		13C8 FOSA	50 ug/mL
..LCMPFBA_00004	10/31/19	Wellington Laboratories, Lot MPFBA1014			(Purchased Reagent)		13C4 PFBA	50 ug/mL
..LCMPFDA_00006	08/19/20	Wellington Laboratories, Lot MPFDA0815			(Purchased Reagent)		13C2 PFDA	50 ug/mL
..LCMPFDoA_00004	07/17/19	Wellington Laboratories, Lot MPFDoA0714			(Purchased Reagent)		13C2 PFDoA	50 ug/mL
..LCMPFHxA_00007	04/09/20	Wellington Laboratories, Lot MPFHxA0415			(Purchased Reagent)		13C2 PFHxA	50 ug/mL
..LCMPFHxS_00004	07/25/18	Wellington Laboratories, Lot MPFHxS0713			(Purchased Reagent)		18O2 PFHxS	47.3 ug/mL
..LCMPFNA_00004	04/13/19	Wellington Laboratories, Lot MPFNA0414			(Purchased Reagent)		13C5 PFNA	50 ug/mL
..LCMPFOA_00008	04/10/20	Wellington Laboratories, Lot MPFOA0415			(Purchased Reagent)		13C4 PFOA	50 ug/mL
..LCMPFOS_00010	05/15/20	Wellington Laboratories, Lot MPFOS0515			(Purchased Reagent)		13C4 PFOS	47.8 ug/mL
..LCMPFUdA_00005	10/31/19	Wellington Laboratories, Lot MPFUdA1014			(Purchased Reagent)		13C2 PFUnA	50 ug/mL
.LCPFCSP_00041	08/11/16	02/11/16	Methanol, Lot 090285	5 mL	LCPFBA_00003	0.1 mL	Perfluorobutyric acid	1 ug/mL
					LCPFBSA_00001	0.1 mL	Perfluorobutanesulfonic acid (PFBS)	0.884 ug/mL
					LCPFDA_00003	0.1 mL	Perfluorodecanoic acid	1 ug/mL
					LCPFDoA_00003	0.1 mL	Perfluorododecanoic acid	1 ug/mL
					LCPFDSA_00001	0.1 mL	Perfluorodecane Sulfonic acid	0.964 ug/mL
					LCPFHpA_00004	0.1 mL	Perfluoroheptanoic acid (PFHpA)	1 ug/mL
					LCPFHpSA_00001	0.1 mL	Perfluoroheptanesulfonic Acid	0.952 ug/mL
					LCPFHxA_00003	0.1 mL	Perfluorohexanoic acid	1 ug/mL
					LCPFHxDA_00004	0.1 mL	Perfluorohexadecanoic acid	1 ug/mL
					LCPFHxSA_00001	0.1 mL	Perfluorohexanesulfonic acid (PFHxS)	0.946 ug/mL
					LCPFNA_00004	0.1 mL	Perfluorononanoic acid (PFNA)	1 ug/mL
					LCPFOA_00004	0.1 mL	Perfluorooctanoic acid (PFOA)	1 ug/mL
					LCPFODA_00004	0.1 mL	Perfluorooctandecanoic acid	1 ug/mL
					LCPFOS_00004	0.1 mL	Perfluorooctanesulfonic acid (PFOS)	0.956 ug/mL
					LCPFOSA_00005	0.1 mL	Perfluorooctane Sulfonamide	1 ug/mL
					LCPFPeA_00003	0.1 mL	Perfluoropentanoic acid	1 ug/mL
					LCPFTeDA_00003	0.1 mL	Perfluorotetradecanoic acid	1 ug/mL
					LCPFTrDA_00003	0.1 mL	Perfluorotridecanoic acid	1 ug/mL
					LCPFUdA_00003	0.1 mL	Perfluoroundecanoic acid	1 ug/mL
..LCPFBA_00003	03/05/18	Wellington Laboratories, Lot PFBA0313			(Purchased Reagent)		Perfluorobutyric acid	50 ug/mL
..LCPFBSA_00001	10/09/19	Wellington Laboratories, Lot LPFBS1014			(Purchased Reagent)		Perfluorobutanesulfonic acid (PFBS)	44.2 ug/mL
..LCPFDA_00003	06/18/18	Wellington Laboratories, Lot PFDA0613			(Purchased Reagent)		Perfluorodecanoic acid	50 ug/mL

Lab Name: TestAmerica Sacramento Job No.: 320-18794-1

SDG No.:

Reagent ID	Exp Date	Prep Date	Dilutant Used	Reagent Final Volume	Parent Reagent		Analyte	Concentration
					Reagent ID	Volume Added		
..LCPFDoA_00003	01/03/18	Wellington Laboratories, Lot PFDoA0113			(Purchased Reagent)		Perfluorododecanoic acid	50 ug/mL
..LCPFDSA_00001	09/13/18	Wellington Laboratories, Lot LPFDS0913			(Purchased Reagent)		Perfluorodecane Sulfonic acid	48.2 ug/mL
..LCPFHpA_00004	05/09/19	Wellington Laboratories, Lot PFHpA0514			(Purchased Reagent)		Perfluoroheptanoic acid (PFHpA)	50 ug/mL
..LCPFHpSA_00001	11/21/17	Wellington Laboratories, Lot LPFHpS1112			(Purchased Reagent)		Perfluoroheptanesulfonic Acid	47.6 ug/mL
..LCPFHxA_00003	05/09/19	Wellington Laboratories, Lot PFHxA0514			(Purchased Reagent)		Perfluorohexanoic acid	50 ug/mL
..LCPFHxDA_00004	11/28/17	Wellington Laboratories, Lot PFHxDA0707			(Purchased Reagent)		Perfluorohexadecanoic acid	50 ug/mL
..LCPFHxSA_00001	05/09/19	Wellington Laboratories, Lot LPFHxS0514			(Purchased Reagent)		Perfluorohexanesulfonic acid (PFHxS)	47.3 ug/mL
..LCPFNA_00004	05/09/19	Wellington Laboratories, Lot PFNA0514			(Purchased Reagent)		Perfluorononanoic acid (PFNA)	50 ug/mL
..LCPFOA_00004	10/11/18	Wellington Laboratories, Lot PFOA1013			(Purchased Reagent)		Perfluorooctanoic acid (PFOA)	50 ug/mL
..LCPFODA_00004	04/25/17	Wellington Laboratories, Lot PFODA0807			(Purchased Reagent)		Perfluorooctandecanoic acid	50 ug/mL
..LCPFOS_00004	06/20/19	Wellington Laboratories, Lot LPFOS0614			(Purchased Reagent)		Perfluorooctanesulfonic acid (PFOS)	47.8 ug/mL
..LCPFOSA_00005	07/31/18	Wellington Laboratories, Lot FOSA0714I			(Purchased Reagent)		Perfluorooctane Sulfonamide	50 ug/mL
..LCPFPeA_00003	01/03/18	Wellington Laboratories, Lot PFPeA0113			(Purchased Reagent)		Perfluoropentanoic acid	50 ug/mL
..LCPFTeDA_00003	06/19/18	Wellington Laboratories, Lot PFTeDA0613			(Purchased Reagent)		Perfluorotetradecanoic acid	50 ug/mL
..LCPFTrDA_00003	12/10/18	Wellington Laboratories, Lot PFTrDA1213			(Purchased Reagent)		Perfluorotridecanoic acid	50 ug/mL
..LCPFUdA_00003	06/19/18	Wellington Laboratories, Lot PFUdA0613			(Purchased Reagent)		Perfluoroundecanoic acid	50 ug/mL
LCPFC-L5_00018	09/08/16	04/18/16	MeOH/H2O, Lot 090285	5 mL	LCMPFCSU_00036	250 uL	13C2-PFHxDA	50 ng/mL
							13C2-PFTeDA	50 ng/mL
							13C4-PFHpA	50 ng/mL
							13C5-PFPeA	50 ng/mL
							13C8 FOSA	50 ng/mL
							13C4 PFBA	50 ng/mL
							13C2 PFDA	50 ng/mL
							13C2 PFDoA	50 ng/mL
							13C2 PFHxA	50 ng/mL
							18O2 PFHxS	47.3 ng/mL
							13C5 PFNA	50 ng/mL
							13C4 PFOA	50 ng/mL
							13C4 PFOS	47.8 ng/mL
							13C2 PFUnA	50 ng/mL
					LCPFCSP_00044	250 uL	Perfluorobutyric acid	50 ng/mL
							Perfluorobutanesulfonic acid (PFBS)	44.2 ng/mL
							Perfluorodecanoic acid	50 ng/mL
							Perfluorododecanoic acid	50 ng/mL
							Perfluorodecane Sulfonic acid	48.2 ng/mL
							Perfluoroheptanoic acid (PFHpA)	50 ng/mL
							Perfluoroheptanesulfonic Acid	47.6 ng/mL
							Perfluorohexanoic acid	50 ng/mL
							Perfluorohexadecanoic acid	50 ng/mL
							Perfluorohexanesulfonic acid (PFHxS)	47.3 ng/mL
							Perfluorononanoic acid (PFNA)	50 ng/mL
							Perfluorooctanoic acid (PFOA)	50 ng/mL

Lab Name: TestAmerica Sacramento Job No.: 320-18794-1

SDG No.:

Reagent ID	Exp Date	Prep Date	Dilutant Used	Reagent Final Volume	Parent Reagent		Analyte	Concentration
					Reagent ID	Volume Added		
							Perfluorooctandecanoic acid	50 ng/mL
							Perfluorooctanesulfonic acid (PFOS)	47.8 ng/mL
							Perfluorooctane Sulfonamide	50 ng/mL
							Perfluoropentanoic acid	50 ng/mL
							Perfluorotetradecanoic acid	50 ng/mL
							Perfluorotridecanoic acid	50 ng/mL
							Perfluoroundecanoic acid	50 ng/mL
.LCMPFCSU_00036	10/07/16	04/07/16	Methanol, Lot Baker 115935	10000 uL	LCM2PFHxDA_00004	200 uL	13C2-PFHxDA	1 ug/mL
					LCM2PFTeDA_00004	200 uL	13C2-PFTeDA	1 ug/mL
					LCM4PFHPA_00004	200 uL	13C4-PFHpA	1 ug/mL
					LCM5PFPEA_00005	200 uL	13C5-PFPeA	1 ug/mL
					LCM8FOSA_00008	200 uL	13C8 FOSA	1 ug/mL
					LCMPFBA_00005	200 uL	13C4 PFBA	1 ug/mL
					LCMPFDA_00007	200 uL	13C2 PFDA	1 ug/mL
					LCMPFDoA_00005	200 uL	13C2 PFDoA	1 ug/mL
					LCMPFHxA_00008	200 uL	13C2 PFHxA	1 ug/mL
					LCMPFHxS_00005	200 uL	18O2 PFHxS	0.946 ug/mL
					LCMPFNA_00005	200 uL	13C5 PFNA	1 ug/mL
					LCMPFOA_00009	200 uL	13C4 PFOA	1 ug/mL
					LCMPFOS_00012	200 uL	13C4 PFOS	0.956 ug/mL
					LCMPFUdA_00006	200 uL	13C2 PFUnA	1 ug/mL
..LCM2PFHxDA_00004	01/07/21	Wellington Laboratories, Lot M2PFHxDA1112			(Purchased Reagent)		13C2-PFHxDA	50 ug/mL
..LCM2PFTeDA_00004	12/07/20	Wellington Laboratories, Lot M2PFTeDA1115			(Purchased Reagent)		13C2-PFTeDA	50 ug/mL
..LCM4PFHPA_00004	05/22/20	Wellington Laboratories, Lot M4PFHpA0515			(Purchased Reagent)		13C4-PFHpA	50 ug/mL
..LCM5PFPEA_00005	05/22/20	Wellington Laboratories, Lot M5PFPeA0515			(Purchased Reagent)		13C5-PFPeA	50 ug/mL
..LCM8FOSA_00008	12/22/17	Wellington Laboratories, Lot M8FOSA1215I			(Purchased Reagent)		13C8 FOSA	50 ug/mL
..LCMPFBA_00005	10/31/19	Wellington Laboratories, Lot MPFBA1014			(Purchased Reagent)		13C4 PFBA	50 ug/mL
..LCMPFDA_00007	08/19/20	Wellington Laboratories, Lot MPFDA0815			(Purchased Reagent)		13C2 PFDA	50 ug/mL
..LCMPFDoA_00005	07/17/19	Wellington Laboratories, Lot MPFDoA0714			(Purchased Reagent)		13C2 PFDoA	50 ug/mL
..LCMPFHxA_00008	04/09/20	Wellington Laboratories, Lot MPFHxA0415			(Purchased Reagent)		13C2 PFHxA	50 ug/mL
..LCMPFHxS_00005	08/23/20	Wellington Laboratories, Lot MPFHxS1015			(Purchased Reagent)		18O2 PFHxS	47.3 ug/mL
..LCMPFNA_00005	04/13/19	Wellington Laboratories, Lot MPFNA0414			(Purchased Reagent)		13C5 PFNA	50 ug/mL
..LCMPFOA_00009	01/22/21	Wellington Laboratories, Lot MPFOA0116			(Purchased Reagent)		13C4 PFOA	50 ug/mL
..LCMPFOS_00012	01/22/21	Wellington Laboratories, Lot MPFOS0116			(Purchased Reagent)		13C4 PFOS	47.8 ug/mL
..LCMPFUdA_00006	10/31/19	Wellington Laboratories, Lot MPFUdA1014			(Purchased Reagent)		13C2 PFUnA	50 ug/mL
.LCPFCSP_00044	09/08/16	03/08/16	Methanol, Lot 090285	10000 uL	LCPFBA_00003	200 uL	Perfluorobutyric acid	1 ug/mL
					LCPFBSA_00001	200 uL	Perfluorobutanesulfonic acid (PFBS)	0.884 ug/mL
					LCPFDA_00004	200 uL	Perfluorodecanoic acid	1 ug/mL
					LCPFDoA_00004	200 uL	Perfluorododecanoic acid	1 ug/mL
					LCPFDSA_00001	200 uL	Perfluorodecane Sulfonic acid	0.964 ug/mL
					LCPFHpA_00004	200 uL	Perfluoroheptanoic acid (PFHpA)	1 ug/mL
					LCPFHpSA_00001	200 uL	Perfluoroheptanesulfonic Acid	0.952 ug/mL
					LCPFHxA_00003	200 uL	Perfluorohexanoic acid	1 ug/mL
					LCPFHxDA_00004	200 uL	Perfluorohexadecanoic acid	1 ug/mL

Lab Name: TestAmerica Sacramento Job No.: 320-18794-1

SDG No.:

Reagent ID	Exp Date	Prep Date	Dilutant Used	Reagent Final Volume	Parent Reagent		Analyte	Concentration
					Reagent ID	Volume Added		
					LCPFHxSA_00001	200 uL	Perfluorohexanesulfonic acid (PFHxS)	0.946 ug/mL
					LCPFNA_00004	200 uL	Perfluorononanoic acid (PFNA)	1 ug/mL
					LCPFOA_00005	200 uL	Perfluorooctanoic acid (PFOA)	1 ug/mL
					LCPFODA_00004	200 uL	Perfluorooctandecanoic acid	1 ug/mL
					LCPFOS_00004	200 uL	Perfluorooctanesulfonic acid (PFOS)	0.956 ug/mL
					LCPFOSA_00006	200 uL	Perfluorooctane Sulfonamide	1 ug/mL
					LCPFPeA_00004	200 uL	Perfluoropentanoic acid	1 ug/mL
					LCPFTeDA_00003	200 uL	Perfluorotetradecanoic acid	1 ug/mL
					LCPFTrDA_00003	200 uL	Perfluorotridecanoic acid	1 ug/mL
					LCPFUdA_00003	200 uL	Perfluoroundecanoic acid	1 ug/mL
..LCPFBA_00003	03/05/18	Wellington Laboratories, Lot PFBA0313			(Purchased Reagent)		Perfluorobutyric acid	50 ug/mL
..LCPFBSA_00001	10/09/19	Wellington Laboratories, Lot LPFBS1014			(Purchased Reagent)		Perfluorobutanesulfonic acid (PFBS)	44.2 ug/mL
..LCPFDA_00004	07/02/20	Wellington Laboratories, Lot PFDA0615			(Purchased Reagent)		Perfluorodecanoic acid	50 ug/mL
..LCPFDoA_00004	01/30/20	Wellington Laboratories, Lot PFDoA0115			(Purchased Reagent)		Perfluorododecanoic acid	50 ug/mL
..LCPFDSA_00001	09/13/18	Wellington Laboratories, Lot LPFDS0913			(Purchased Reagent)		Perfluorodecane Sulfonic acid	48.2 ug/mL
..LCPFHpA_00004	05/09/19	Wellington Laboratories, Lot PFHpA0514			(Purchased Reagent)		Perfluoroheptanoic acid (PFHpA)	50 ug/mL
..LCPFHpSA_00001	11/21/17	Wellington Laboratories, Lot LPFHpS1112			(Purchased Reagent)		Perfluoroheptanesulfonic Acid	47.6 ug/mL
..LCPFHxA_00003	05/09/19	Wellington Laboratories, Lot PFHxA0514			(Purchased Reagent)		Perfluorohexanoic acid	50 ug/mL
..LCPFHxDA_00004	11/28/17	Wellington Laboratories, Lot PFHxDA0707			(Purchased Reagent)		Perfluorohexadecanoic acid	50 ug/mL
..LCPFHxSA_00001	05/09/19	Wellington Laboratories, Lot LPFHxS0514			(Purchased Reagent)		Perfluorohexanesulfonic acid (PFHxS)	47.3 ug/mL
..LCPFNA_00004	05/09/19	Wellington Laboratories, Lot PFNA0514			(Purchased Reagent)		Perfluorononanoic acid (PFNA)	50 ug/mL
..LCPFOA_00005	11/06/20	Wellington Laboratories, Lot PFOA1115			(Purchased Reagent)		Perfluorooctanoic acid (PFOA)	50 ug/mL
..LCPFODA_00004	04/25/17	Wellington Laboratories, Lot PFODA0807			(Purchased Reagent)		Perfluorooctandecanoic acid	50 ug/mL
..LCPFOS_00004	06/20/19	Wellington Laboratories, Lot LPFOS0614			(Purchased Reagent)		Perfluorooctanesulfonic acid (PFOS)	47.8 ug/mL
..LCPFOSA_00006	09/02/17	Wellington Laboratories, Lot FOSA0815I			(Purchased Reagent)		Perfluorooctane Sulfonamide	50 ug/mL
..LCPFPeA_00004	01/30/20	Wellington Laboratories, Lot PFPeA0115			(Purchased Reagent)		Perfluoropentanoic acid	50 ug/mL
..LCPFTeDA_00003	06/19/18	Wellington Laboratories, Lot PFTeDA0613			(Purchased Reagent)		Perfluorotetradecanoic acid	50 ug/mL
..LCPFTrDA_00003	12/10/18	Wellington Laboratories, Lot PFTrDA1213			(Purchased Reagent)		Perfluorotridecanoic acid	50 ug/mL
..LCPFUdA_00003	06/19/18	Wellington Laboratories, Lot PFUdA0613			(Purchased Reagent)		Perfluoroundecanoic acid	50 ug/mL
LCPFC-L6_00015	06/29/16	12/30/15	MeOH/H2O, Lot 090285	2 mL	LCMPFCSU_00024	100 uL	13C2-PFHxDA	50 ng/mL
							13C2-PFTeDA	50 ng/mL
							13C4-PFHpA	50 ng/mL
							13C5-PFPeA	50 ng/mL
							13C8 FOSA	50 ng/mL
							13C4 PFBA	50 ng/mL
							13C2 PFDA	50 ng/mL
							13C2 PFDoA	50 ng/mL
							13C2 PFHxA	50 ng/mL
							18O2 PFHxS	47.3 ng/mL
							13C5 PFNA	50 ng/mL
							13C4 PFOA	50 ng/mL
							13C4 PFOS	47.8 ng/mL

REAGENT TRACEABILITY SUMMARY

Lab Name: TestAmerica Sacramento Job No.: 320-18794-1

SDG No.:

Reagent ID	Exp Date	Prep Date	Dilutant Used	Reagent Final Volume	Parent Reagent		Analyte	Concentration
					Reagent ID	Volume Added		
							13C2 PFUnA	50 ng/mL
					LCPFCSP_00039	400 uL	Perfluorobutyric acid	200 ng/mL
							Perfluorobutanesulfonic acid (PFBS)	176.8 ng/mL
							Perfluorodecanoic acid	200 ng/mL
							Perfluorododecanoic acid	200 ng/mL
							Perfluorodecane Sulfonic acid	192.8 ng/mL
							Perfluoroheptanoic acid (PFHpA)	200 ng/mL
							Perfluoroheptanesulfonic Acid	190.4 ng/mL
							Perfluorohexanoic acid	200 ng/mL
							Perfluorohexadecanoic acid	200 ng/mL
							Perfluorohexanesulfonic acid (PFHxS)	189.2 ng/mL
							Perfluorononanoic acid (PFNA)	200 ng/mL
							Perfluorooctanoic acid (PFOA)	200 ng/mL
							Perfluorooctandecanoic acid	200 ng/mL
							Perfluorooctanesulfonic acid (PFOS)	191.2 ng/mL
							Perfluorooctane Sulfonamide	200 ng/mL
							Perfluoropentanoic acid	200 ng/mL
							Perfluorotetradecanoic acid	200 ng/mL
							Perfluorotridecanoic acid	200 ng/mL
							Perfluoroundecanoic acid	200 ng/mL
.LCMPFCSU_00024	06/29/16	12/29/15	Methanol, Lot Baker 115491	10 mL	LCM2PFHxDA_00003	0.2 mL	13C2-PFHxDA	1 ug/mL
					LCM2PFTeDA_00003	0.2 mL	13C2-PFTeDA	1 ug/mL
					LCM4PFHPA_00003	0.2 mL	13C4-PFHpA	1 ug/mL
					LCM5PFPEA_00004	0.2 mL	13C5-PFPeA	1 ug/mL
					LCM8FOSA_00006	0.2 mL	13C8 FOSA	1 ug/mL
					LCMPFBA_00004	0.2 mL	13C4 PFBA	1 ug/mL
					LCMPFDA_00004	0.2 mL	13C2 PFDA	1 ug/mL
					LCMPFDoA_00004	0.2 mL	13C2 PFDoA	1 ug/mL
					LCMPFHxA_00005	0.2 mL	13C2 PFHxA	1 ug/mL
					LCMPFHxS_00004	0.2 mL	18O2 PFHxS	0.946 ug/mL
					LCMPFNA_00003	0.2 mL	13C5 PFNA	1 ug/mL
					LCMPFOA_00007	0.2 mL	13C4 PFOA	1 ug/mL
					LCMPFOS_00009	0.2 mL	13C4 PFOS	0.956 ug/mL
					LCMPFUdA_00005	0.2 mL	13C2 PFUnA	1 ug/mL
..LCM2PFHxDA_00003	11/29/17	Wellington Laboratories, Lot M2PFHxDA1112			(Purchased Reagent)		13C2-PFHxDA	50 ug/mL
..LCM2PFTeDA_00003	11/29/17	Wellington Laboratories, Lot M2PFTeDA1112			(Purchased Reagent)		13C2-PFTeDA	50 ug/mL
..LCM4PFHPA_00003	05/22/20	Wellington Laboratories, Lot M4PFHpA0515			(Purchased Reagent)		13C4-PFHpA	50 ug/mL
..LCM5PFPEA_00004	05/22/20	Wellington Laboratories, Lot M5PFPeA0515			(Purchased Reagent)		13C5-PFPeA	50 ug/mL
..LCM8FOSA_00006	12/15/16	Wellington Laboratories, Lot M8FOSA1214I			(Purchased Reagent)		13C8 FOSA	50 ug/mL
..LCMPFBA_00004	10/31/19	Wellington Laboratories, Lot MPFBA1014			(Purchased Reagent)		13C4 PFBA	50 ug/mL
..LCMPFDA_00004	04/13/19	Wellington Laboratories, Lot MPFDA0414			(Purchased Reagent)		13C2 PFDA	50 ug/mL
..LCMPFDoA_00004	07/17/19	Wellington Laboratories, Lot MPFDoA0714			(Purchased Reagent)		13C2 PFDoA	50 ug/mL
..LCMPFHxA_00005	04/13/19	Wellington Laboratories, Lot MPFHxA0414			(Purchased Reagent)		13C2 PFHxA	50 ug/mL

Lab Name: TestAmerica Sacramento Job No.: 320-18794-1

SDG No.:

Reagent ID	Exp Date	Prep Date	Dilutant Used	Reagent Final Volume	Parent Reagent		Analyte	Concentration
					Reagent ID	Volume Added		
..LCMPFHxS_00004	07/25/18	Wellington Laboratories, Lot MPFHxS0713			(Purchased Reagent)		18O2 PFHxS	47.3 ug/mL
..LCMPFNA_00003	04/13/19	Wellington Laboratories, Lot MPFNA0414			(Purchased Reagent)		13C5 PFNA	50 ug/mL
..LCMPFOA_00007	04/10/20	Wellington Laboratories, Lot MPFOA0415			(Purchased Reagent)		13C4 PFOA	50 ug/mL
..LCMPFOS_00009	05/15/20	Wellington Laboratories, Lot MPFOS0515			(Purchased Reagent)		13C4 PFOS	47.8 ug/mL
..LCMPFUdA_00005	10/31/19	Wellington Laboratories, Lot MPFUdA1014			(Purchased Reagent)		13C2 PFUnA	50 ug/mL
.LCPFCSP_00039	06/30/16	12/30/15	Methanol, Lot 090285	5 mL	LCPFBA_00003	0.1 mL	Perfluorobutyric acid	1 ug/mL
					LCPFBSA_00001	0.1 mL	Perfluorobutanesulfonic acid (PFBS)	0.884 ug/mL
					LCPFDA_00003	0.1 mL	Perfluorodecanoic acid	1 ug/mL
					LCPFDoA_00003	0.1 mL	Perfluorododecanoic acid	1 ug/mL
					LCPFDSA_00001	0.1 mL	Perfluorodecane Sulfonic acid	0.964 ug/mL
					LCPFHpA_00004	0.1 mL	Perfluoroheptanoic acid (PFHpA)	1 ug/mL
					LCPFHpSA_00001	0.1 mL	Perfluoroheptanesulfonic Acid	0.952 ug/mL
					LCPFHxA_00003	0.1 mL	Perfluorohexanoic acid	1 ug/mL
					LCPFHxDA_00004	0.1 mL	Perfluorohexadecanoic acid	1 ug/mL
					LCPFHxSA_00001	0.1 mL	Perfluorohexanesulfonic acid (PFHxS)	0.946 ug/mL
					LCPFNA_00004	0.1 mL	Perfluorononanoic acid (PFNA)	1 ug/mL
					LCPFOA_00004	0.1 mL	Perfluorooctanoic acid (PFOA)	1 ug/mL
					LCPFODA_00004	0.1 mL	Perfluorooctandecanoic acid	1 ug/mL
					LCPFOS_00004	0.1 mL	Perfluorooctanesulfonic acid (PFOS)	0.956 ug/mL
					LCPFOSA_00005	0.1 mL	Perfluorooctane Sulfonamide	1 ug/mL
					LCPFPeA_00003	0.1 mL	Perfluoropentanoic acid	1 ug/mL
					LCPFTeDA_00003	0.1 mL	Perfluorotetradecanoic acid	1 ug/mL
					LCPFTrDA_00003	0.1 mL	Perfluorotridecanoic acid	1 ug/mL
					LCPFUdA_00003	0.1 mL	Perfluoroundecanoic acid	1 ug/mL
..LCPFBA_00003	03/05/18	Wellington Laboratories, Lot PFBA0313			(Purchased Reagent)		Perfluorobutyric acid	50 ug/mL
..LCPFBSA_00001	10/09/19	Wellington Laboratories, Lot LPFBS1014			(Purchased Reagent)		Perfluorobutanesulfonic acid (PFBS)	44.2 ug/mL
..LCPFDA_00003	06/18/18	Wellington Laboratories, Lot PFDA0613			(Purchased Reagent)		Perfluorodecanoic acid	50 ug/mL
..LCPFDoA_00003	01/03/18	Wellington Laboratories, Lot PFDoA0113			(Purchased Reagent)		Perfluorododecanoic acid	50 ug/mL
..LCPFDSA_00001	09/13/18	Wellington Laboratories, Lot LPFDS0913			(Purchased Reagent)		Perfluorodecane Sulfonic acid	48.2 ug/mL
..LCPFHpA_00004	05/09/19	Wellington Laboratories, Lot PFHpA0514			(Purchased Reagent)		Perfluoroheptanoic acid (PFHpA)	50 ug/mL
..LCPFHpSA_00001	11/21/17	Wellington Laboratories, Lot LPFHpS1112			(Purchased Reagent)		Perfluoroheptanesulfonic Acid	47.6 ug/mL
..LCPFHxA_00003	05/09/19	Wellington Laboratories, Lot PFHxA0514			(Purchased Reagent)		Perfluorohexanoic acid	50 ug/mL
..LCPFHxDA_00004	11/28/17	Wellington Laboratories, Lot PFHxDA0707			(Purchased Reagent)		Perfluorohexadecanoic acid	50 ug/mL
..LCPFHxSA_00001	05/09/19	Wellington Laboratories, Lot LPFHxS0514			(Purchased Reagent)		Perfluorohexanesulfonic acid (PFHxS)	47.3 ug/mL
..LCPFNA_00004	05/09/19	Wellington Laboratories, Lot PFNA0514			(Purchased Reagent)		Perfluorononanoic acid (PFNA)	50 ug/mL
..LCPFOA_00004	10/11/18	Wellington Laboratories, Lot PFOA1013			(Purchased Reagent)		Perfluorooctanoic acid (PFOA)	50 ug/mL
..LCPFODA_00004	04/25/17	Wellington Laboratories, Lot PFODA0807			(Purchased Reagent)		Perfluorooctandecanoic acid	50 ug/mL
..LCPFOS_00004	06/20/19	Wellington Laboratories, Lot LPFOS0614			(Purchased Reagent)		Perfluorooctanesulfonic acid (PFOS)	47.8 ug/mL
..LCPFOSA_00005	07/31/18	Wellington Laboratories, Lot FOSA0714I			(Purchased Reagent)		Perfluorooctane Sulfonamide	50 ug/mL
..LCPFPeA_00003	01/03/18	Wellington Laboratories, Lot PFPeA0113			(Purchased Reagent)		Perfluoropentanoic acid	50 ug/mL
..LCPFTeDA_00003	06/19/18	Wellington Laboratories, Lot PFTeDA0613			(Purchased Reagent)		Perfluorotetradecanoic acid	50 ug/mL

REAGENT TRACEABILITY SUMMARY

Lab Name: TestAmerica Sacramento Job No.: 320-18794-1

SDG No.:

Reagent ID	Exp Date	Prep Date	Dilutant Used	Reagent Final Volume	Parent Reagent		Analyte	Concentration
					Reagent ID	Volume Added		
..LCPFTrDA_00003	12/10/18	Wellington Laboratories, Lot PFTrDA1213			(Purchased Reagent)		Perfluorotridecanoic acid	50 ug/mL
..LCPFUdA_00003	06/19/18	Wellington Laboratories, Lot PFUdA0613			(Purchased Reagent)		Perfluoroundecanoic acid	50 ug/mL
LCPFC-L6_00017	09/08/16	04/18/16	MeOH/H2O, Lot 090285	5 mL	LCMPFCSU_00036	250 uL	13C2-PFHxDA	50 ng/mL
							13C2-PFTeDA	50 ng/mL
							13C4-PFHpA	50 ng/mL
							13C5-PFPeA	50 ng/mL
							13C8 FOSA	50 ng/mL
							13C4 PFBA	50 ng/mL
							13C2 PFDA	50 ng/mL
							13C2 PFDoA	50 ng/mL
							13C2 PFHxA	50 ng/mL
							18O2 PFHxS	47.3 ng/mL
							13C5 PFNA	50 ng/mL
							13C4 PFOA	50 ng/mL
							13C4 PFOS	47.8 ng/mL
							13C2 PFUnA	50 ng/mL
					LCPFCSP_00044	1000 uL	Perfluorobutyric acid	200 ng/mL
							Perfluorobutanesulfonic acid (PFBS)	176.8 ng/mL
							Perfluorodecanoic acid	200 ng/mL
							Perfluorododecanoic acid	200 ng/mL
							Perfluorodecane Sulfonic acid	192.8 ng/mL
							Perfluoroheptanoic acid (PFHpA)	200 ng/mL
							Perfluoroheptanesulfonic Acid	190.4 ng/mL
							Perfluorohexanoic acid	200 ng/mL
							Perfluorohexadecanoic acid	200 ng/mL
							Perfluorohexanesulfonic acid (PFHxS)	189.2 ng/mL
							Perfluorononanoic acid (PFNA)	200 ng/mL
							Perfluorooctanoic acid (PFOA)	200 ng/mL
							Perfluorooctandecanoic acid	200 ng/mL
							Perfluorooctanesulfonic acid (PFOS)	191.2 ng/mL
							Perfluorooctane Sulfonamide	200 ng/mL
							Perfluoropentanoic acid	200 ng/mL
							Perfluorotetradecanoic acid	200 ng/mL
							Perfluorotridecanoic acid	200 ng/mL
							Perfluoroundecanoic acid	200 ng/mL
.LCMPFCSU_00036	10/07/16	04/07/16	Methanol, Lot Baker 115935	10000 uL	LCM2PFHxDA_00004	200 uL	13C2-PFHxDA	1 ug/mL
					LCM2PFTeDA_00004	200 uL	13C2-PFTeDA	1 ug/mL
					LCM4PFHPA_00004	200 uL	13C4-PFHpA	1 ug/mL
					LCM5PFPEA_00005	200 uL	13C5-PFPeA	1 ug/mL
					LCM8FOSA_00008	200 uL	13C8 FOSA	1 ug/mL
					LCMPFBA_00005	200 uL	13C4 PFBA	1 ug/mL
					LCMPFDA_00007	200 uL	13C2 PFDA	1 ug/mL
					LCMPFDoA_00005	200 uL	13C2 PFDoA	1 ug/mL

REAGENT TRACEABILITY SUMMARY

Lab Name: TestAmerica Sacramento Job No.: 320-18794-1

SDG No.:

Reagent ID	Exp Date	Prep Date	Dilutant Used	Reagent Final Volume	Parent Reagent		Analyte	Concentration
					Reagent ID	Volume Added		
					LCMPFHxA_00008	200 uL	13C2 PFHxA	1 ug/mL
					LCMPFHxS_00005	200 uL	18O2 PFHxS	0.946 ug/mL
					LCMPFNA_00005	200 uL	13C5 PFNA	1 ug/mL
					LCMPFOA_00009	200 uL	13C4 PFOA	1 ug/mL
					LCMPFOS_00012	200 uL	13C4 PFOS	0.956 ug/mL
					LCMPFUdA_00006	200 uL	13C2 PFUnA	1 ug/mL
..LCM2PFHxDA_00004	01/07/21	Wellington Laboratories, Lot M2PFHxDA1112			(Purchased Reagent)		13C2-PFHxDA	50 ug/mL
..LCM2PFTeDA_00004	12/07/20	Wellington Laboratories, Lot M2PFTeDA1115			(Purchased Reagent)		13C2-PFTeDA	50 ug/mL
..LCM4PFHPA_00004	05/22/20	Wellington Laboratories, Lot M4PFHpA0515			(Purchased Reagent)		13C4-PFHpA	50 ug/mL
..LCM5PFPEA_00005	05/22/20	Wellington Laboratories, Lot M5PFPeA0515			(Purchased Reagent)		13C5-PFPeA	50 ug/mL
..LCM8FOSA_00008	12/22/17	Wellington Laboratories, Lot M8FOSA1215I			(Purchased Reagent)		13C8 FOSA	50 ug/mL
..LCMPFBA_00005	10/31/19	Wellington Laboratories, Lot MPFBA1014			(Purchased Reagent)		13C4 PFBA	50 ug/mL
..LCMPFDA_00007	08/19/20	Wellington Laboratories, Lot MPFDA0815			(Purchased Reagent)		13C2 PFDA	50 ug/mL
..LCMPFDoA_00005	07/17/19	Wellington Laboratories, Lot MPFDoA0714			(Purchased Reagent)		13C2 PFDoA	50 ug/mL
..LCMPFHxA_00008	04/09/20	Wellington Laboratories, Lot MPFHxA0415			(Purchased Reagent)		13C2 PFHxA	50 ug/mL
..LCMPFHxS_00005	08/23/20	Wellington Laboratories, Lot MPFHxS1015			(Purchased Reagent)		18O2 PFHxS	47.3 ug/mL
..LCMPFNA_00005	04/13/19	Wellington Laboratories, Lot MPFNA0414			(Purchased Reagent)		13C5 PFNA	50 ug/mL
..LCMPFOA_00009	01/22/21	Wellington Laboratories, Lot MPFOA0116			(Purchased Reagent)		13C4 PFOA	50 ug/mL
..LCMPFOS_00012	01/22/21	Wellington Laboratories, Lot MPFOS0116			(Purchased Reagent)		13C4 PFOS	47.8 ug/mL
..LCMPFUdA_00006	10/31/19	Wellington Laboratories, Lot MPFUdA1014			(Purchased Reagent)		13C2 PFUnA	50 ug/mL
.LCPFCSP_00044	09/08/16	03/08/16	Methanol, Lot 090285	10000 uL	LCPFBA_00003	200 uL	Perfluorobutyric acid	1 ug/mL
					LCPFBSA_00001	200 uL	Perfluorobutanesulfonic acid (PFBS)	0.884 ug/mL
					LCPFDA_00004	200 uL	Perfluorodecanoic acid	1 ug/mL
					LCPFDoA_00004	200 uL	Perfluorododecanoic acid	1 ug/mL
					LCPFDSA_00001	200 uL	Perfluorodecane Sulfonic acid	0.964 ug/mL
					LCPFHpA_00004	200 uL	Perfluoroheptanoic acid (PFHpA)	1 ug/mL
					LCPFHpSA_00001	200 uL	Perfluoroheptanesulfonic Acid	0.952 ug/mL
					LCPFHxA_00003	200 uL	Perfluorohexanoic acid	1 ug/mL
					LCPFHxDA_00004	200 uL	Perfluorohexadecanoic acid	1 ug/mL
					LCPFHxSA_00001	200 uL	Perfluorohexanesulfonic acid (PFHxS)	0.946 ug/mL
					LCPFNA_00004	200 uL	Perfluorononanoic acid (PFNA)	1 ug/mL
					LCPFOA_00005	200 uL	Perfluorooctanoic acid (PFOA)	1 ug/mL
					LCPFODA_00004	200 uL	Perfluorooctandecanoic acid	1 ug/mL
					LCPFOS_00004	200 uL	Perfluorooctanesulfonic acid (PFOS)	0.956 ug/mL
					LCPFOSA_00006	200 uL	Perfluorooctane Sulfonamide	1 ug/mL
					LCPFPeA_00004	200 uL	Perfluoropentanoic acid	1 ug/mL
					LCPFTeDA_00003	200 uL	Perfluorotetradecanoic acid	1 ug/mL
					LCPFTrDA_00003	200 uL	Perfluorotridecanoic acid	1 ug/mL
					LCPFUdA_00003	200 uL	Perfluoroundecanoic acid	1 ug/mL
..LCPFBA_00003	03/05/18	Wellington Laboratories, Lot PFBA0313			(Purchased Reagent)		Perfluorobutyric acid	50 ug/mL
..LCPFBSA_00001	10/09/19	Wellington Laboratories, Lot LPFBS1014			(Purchased Reagent)		Perfluorobutanesulfonic acid (PFBS)	44.2 ug/mL
..LCPFDA_00004	07/02/20	Wellington Laboratories, Lot PFDA0615			(Purchased Reagent)		Perfluorodecanoic acid	50 ug/mL
..LCPFDoA_00004	01/30/20	Wellington Laboratories, Lot PFDoA0115			(Purchased Reagent)		Perfluorododecanoic acid	50 ug/mL

Lab Name: TestAmerica Sacramento Job No.: 320-18794-1

SDG No.:

Reagent ID	Exp Date	Prep Date	Dilutant Used	Reagent Final Volume	Parent Reagent		Analyte	Concentration
					Reagent ID	Volume Added		
..LCPFDSA_00001	09/13/18	Wellington Laboratories, Lot LPFDS0913			(Purchased Reagent)		Perfluorodecane Sulfonic acid	48.2 ug/mL
..LCPFHpA_00004	05/09/19	Wellington Laboratories, Lot PFHpA0514			(Purchased Reagent)		Perfluoroheptanoic acid (PFHpA)	50 ug/mL
..LCPFHpSA_00001	11/21/17	Wellington Laboratories, Lot LPFHpS1112			(Purchased Reagent)		Perfluoroheptanesulfonic Acid	47.6 ug/mL
..LCPFHxA_00003	05/09/19	Wellington Laboratories, Lot PFHxA0514			(Purchased Reagent)		Perfluorohexanoic acid	50 ug/mL
..LCPFHxDA_00004	11/28/17	Wellington Laboratories, Lot PFHxDA0707			(Purchased Reagent)		Perfluorohexadecanoic acid	50 ug/mL
..LCPFHxSA_00001	05/09/19	Wellington Laboratories, Lot LPFHxS0514			(Purchased Reagent)		Perfluorohexanesulfonic acid (PFHxS)	47.3 ug/mL
..LCPFNA_00004	05/09/19	Wellington Laboratories, Lot PFNA0514			(Purchased Reagent)		Perfluorononanoic acid (PFNA)	50 ug/mL
..LCPFOA_00005	11/06/20	Wellington Laboratories, Lot PFOA1115			(Purchased Reagent)		Perfluorooctanoic acid (PFOA)	50 ug/mL
..LCPFODA_00004	04/25/17	Wellington Laboratories, Lot PFODA0807			(Purchased Reagent)		Perfluorooctandecanoic acid	50 ug/mL
..LCPFOS_00004	06/20/19	Wellington Laboratories, Lot LPFOS0614			(Purchased Reagent)		Perfluorooctanesulfonic acid (PFOS)	47.8 ug/mL
..LCPFOSA_00006	09/02/17	Wellington Laboratories, Lot FOSA0815I			(Purchased Reagent)		Perfluorooctane Sulfonamide	50 ug/mL
..LCPFPeA_00004	01/30/20	Wellington Laboratories, Lot PFPeA0115			(Purchased Reagent)		Perfluoropentanoic acid	50 ug/mL
..LCPFTeDA_00003	06/19/18	Wellington Laboratories, Lot PFTeDA0613			(Purchased Reagent)		Perfluorotetradecanoic acid	50 ug/mL
..LCPFTrDA_00003	12/10/18	Wellington Laboratories, Lot PFTrDA1213			(Purchased Reagent)		Perfluorotridecanoic acid	50 ug/mL
..LCPFUdA_00003	06/19/18	Wellington Laboratories, Lot PFUdA0613			(Purchased Reagent)		Perfluoroundecanoic acid	50 ug/mL
LCPFC-L7_00015	06/29/16	12/30/15	MeOH/H2O, Lot 090285	2 mL	LCMPFCSU_00024	100 uL	13C2-PFHxDA	50 ng/mL
							13C2-PFTeDA	50 ng/mL
							13C4-PFHpA	50 ng/mL
							13C5-PFPeA	50 ng/mL
							13C8 FOSA	50 ng/mL
							13C4 PFBA	50 ng/mL
							13C2 PFDA	50 ng/mL
							13C2 PFDoA	50 ng/mL
							13C2 PFHxA	50 ng/mL
							18O2 PFHxS	47.3 ng/mL
							13C5 PFNA	50 ng/mL
							13C4 PFOA	50 ng/mL
							13C4 PFOS	47.8 ng/mL
							13C2 PFUnA	50 ng/mL
					LCPFCSP_00039	800 uL	Perfluorobutyric acid	400 ng/mL
							Perfluorobutanesulfonic acid (PFBS)	353.6 ng/mL
							Perfluorodecanoic acid	400 ng/mL
							Perfluorododecanoic acid	400 ng/mL
							Perfluorodecane Sulfonic acid	385.6 ng/mL
							Perfluoroheptanoic acid (PFHpA)	400 ng/mL
							Perfluoroheptanesulfonic Acid	380.8 ng/mL
							Perfluorohexanoic acid	400 ng/mL
							Perfluorohexadecanoic acid	400 ng/mL
							Perfluorohexanesulfonic acid (PFHxS)	378.4 ng/mL
							Perfluorononanoic acid (PFNA)	400 ng/mL
							Perfluorooctanoic acid (PFOA)	400 ng/mL
							Perfluorooctandecanoic acid	400 ng/mL

Lab Name: TestAmerica Sacramento Job No.: 320-18794-1

SDG No.:

Reagent ID	Exp Date	Prep Date	Dilutant Used	Reagent Final Volume	Parent Reagent		Analyte	Concentration
					Reagent ID	Volume Added		
							Perfluorooctanesulfonic acid (PFOS)	382.4 ng/mL
							Perfluorooctane Sulfonamide	400 ng/mL
							Perfluoropentanoic acid	400 ng/mL
							Perfluorotetradecanoic acid	400 ng/mL
							Perfluorotridecanoic acid	400 ng/mL
							Perfluoroundecanoic acid	400 ng/mL
.LCMPFCSU_00024	06/29/16	12/29/15	Methanol, Lot Baker 115491	10 mL	LCM2PFHxDA_00003	0.2 mL	13C2-PFHxDA	1 ug/mL
					LCM2PFTeDA_00003	0.2 mL	13C2-PFTeDA	1 ug/mL
					LCM4PFHPA_00003	0.2 mL	13C4-PFHpA	1 ug/mL
					LCM5PFPEA_00004	0.2 mL	13C5-PFPeA	1 ug/mL
					LCM8FOSA_00006	0.2 mL	13C8 FOSA	1 ug/mL
					LCMPFBA_00004	0.2 mL	13C4 PFBA	1 ug/mL
					LCMPFDA_00004	0.2 mL	13C2 PFDA	1 ug/mL
					LCMPFDoA_00004	0.2 mL	13C2 PFDoA	1 ug/mL
					LCMPFHxA_00005	0.2 mL	13C2 PFHxA	1 ug/mL
					LCMPFHxS_00004	0.2 mL	18O2 PFHxS	0.946 ug/mL
					LCMPFNA_00003	0.2 mL	13C5 PFNA	1 ug/mL
					LCMPFOA_00007	0.2 mL	13C4 PFOA	1 ug/mL
					LCMPFOS_00009	0.2 mL	13C4 PFOS	0.956 ug/mL
					LCMPFUdA_00005	0.2 mL	13C2 PFUnA	1 ug/mL
..LCM2PFHxDA_00003	11/29/17	Wellington Laboratories, Lot M2PFHxDA1112			(Purchased Reagent)		13C2-PFHxDA	50 ug/mL
..LCM2PFTeDA_00003	11/29/17	Wellington Laboratories, Lot M2PFTeDA1112			(Purchased Reagent)		13C2-PFTeDA	50 ug/mL
..LCM4PFHPA_00003	05/22/20	Wellington Laboratories, Lot M4PFHpA0515			(Purchased Reagent)		13C4-PFHpA	50 ug/mL
..LCM5PFPEA_00004	05/22/20	Wellington Laboratories, Lot M5PFPeA0515			(Purchased Reagent)		13C5-PFPeA	50 ug/mL
..LCM8FOSA_00006	12/15/16	Wellington Laboratories, Lot M8FOSA1214I			(Purchased Reagent)		13C8 FOSA	50 ug/mL
..LCMPFBA_00004	10/31/19	Wellington Laboratories, Lot MPFBA1014			(Purchased Reagent)		13C4 PFBA	50 ug/mL
..LCMPFDA_00004	04/13/19	Wellington Laboratories, Lot MPFDA0414			(Purchased Reagent)		13C2 PFDA	50 ug/mL
..LCMPFDoA_00004	07/17/19	Wellington Laboratories, Lot MPFDoA0714			(Purchased Reagent)		13C2 PFDoA	50 ug/mL
..LCMPFHxA_00005	04/13/19	Wellington Laboratories, Lot MPFHxA0414			(Purchased Reagent)		13C2 PFHxA	50 ug/mL
..LCMPFHxS_00004	07/25/18	Wellington Laboratories, Lot MPFHxS0713			(Purchased Reagent)		18O2 PFHxS	47.3 ug/mL
..LCMPFNA_00003	04/13/19	Wellington Laboratories, Lot MPFNA0414			(Purchased Reagent)		13C5 PFNA	50 ug/mL
..LCMPFOA_00007	04/10/20	Wellington Laboratories, Lot MPFOA0415			(Purchased Reagent)		13C4 PFOA	50 ug/mL
..LCMPFOS_00009	05/15/20	Wellington Laboratories, Lot MPFOS0515			(Purchased Reagent)		13C4 PFOS	47.8 ug/mL
..LCMPFUdA_00005	10/31/19	Wellington Laboratories, Lot MPFUdA1014			(Purchased Reagent)		13C2 PFUnA	50 ug/mL
.LCPFCSP_00039	06/30/16	12/30/15	Methanol, Lot 090285	5 mL	LCPFBA_00003	0.1 mL	Perfluorobutyric acid	1 ug/mL
					LCPFBSA_00001	0.1 mL	Perfluorobutanesulfonic acid (PFBS)	0.884 ug/mL
					LCPFDA_00003	0.1 mL	Perfluorodecanoic acid	1 ug/mL
					LCPFDoA_00003	0.1 mL	Perfluorododecanoic acid	1 ug/mL
					LCPFDSA_00001	0.1 mL	Perfluorodecane Sulfonic acid	0.964 ug/mL
					LCPFHpA_00004	0.1 mL	Perfluoroheptanoic acid (PFHpA)	1 ug/mL
					LCPFHpSA_00001	0.1 mL	Perfluoroheptanesulfonic Acid	0.952 ug/mL
					LCPFHxA_00003	0.1 mL	Perfluorohexanoic acid	1 ug/mL
					LCPFHxDA_00004	0.1 mL	Perfluorohexadecanoic acid	1 ug/mL

Lab Name: TestAmerica Sacramento Job No.: 320-18794-1

SDG No.:

Reagent ID	Exp Date	Prep Date	Dilutant Used	Reagent Final Volume	Parent Reagent		Analyte	Concentration
					Reagent ID	Volume Added		
					LCPFHxSA_00001	0.1 mL	Perfluorohexanesulfonic acid (PFHxS)	0.946 ug/mL
					LCPFNA_00004	0.1 mL	Perfluorononanoic acid (PFNA)	1 ug/mL
					LCPFOA_00004	0.1 mL	Perfluorooctanoic acid (PFOA)	1 ug/mL
					LCPFODA_00004	0.1 mL	Perfluorooctandecanoic acid	1 ug/mL
					LCPFOS_00004	0.1 mL	Perfluorooctanesulfonic acid (PFOS)	0.956 ug/mL
					LCPFOSA_00005	0.1 mL	Perfluorooctane Sulfonamide	1 ug/mL
					LCPFPeA_00003	0.1 mL	Perfluoropentanoic acid	1 ug/mL
					LCPFTeDA_00003	0.1 mL	Perfluorotetradecanoic acid	1 ug/mL
					LCPFTrDA_00003	0.1 mL	Perfluorotridecanoic acid	1 ug/mL
					LCPFUdA_00003	0.1 mL	Perfluoroundecanoic acid	1 ug/mL
..LCPFBA_00003	03/05/18	Wellington Laboratories, Lot PFBA0313			(Purchased Reagent)		Perfluorobutyric acid	50 ug/mL
..LCPFBSA_00001	10/09/19	Wellington Laboratories, Lot LPFBS1014			(Purchased Reagent)		Perfluorobutanesulfonic acid (PFBS)	44.2 ug/mL
..LCPFDA_00003	06/18/18	Wellington Laboratories, Lot PFDA0613			(Purchased Reagent)		Perfluorodecanoic acid	50 ug/mL
..LCPFDoA_00003	01/03/18	Wellington Laboratories, Lot PFDoA0113			(Purchased Reagent)		Perfluorododecanoic acid	50 ug/mL
..LCPFDSA_00001	09/13/18	Wellington Laboratories, Lot LPFDS0913			(Purchased Reagent)		Perfluorodecane Sulfonic acid	48.2 ug/mL
..LCPFHpA_00004	05/09/19	Wellington Laboratories, Lot PFHpA0514			(Purchased Reagent)		Perfluoroheptanoic acid (PFHpA)	50 ug/mL
..LCPFHpSA_00001	11/21/17	Wellington Laboratories, Lot LPFHpS1112			(Purchased Reagent)		Perfluoroheptanesulfonic Acid	47.6 ug/mL
..LCPFHxA_00003	05/09/19	Wellington Laboratories, Lot PFHxA0514			(Purchased Reagent)		Perfluorohexanoic acid	50 ug/mL
..LCPFHxDA_00004	11/28/17	Wellington Laboratories, Lot PFHxDA0707			(Purchased Reagent)		Perfluorohexadecanoic acid	50 ug/mL
..LCPFHxSA_00001	05/09/19	Wellington Laboratories, Lot LPFHxS0514			(Purchased Reagent)		Perfluorohexanesulfonic acid (PFHxS)	47.3 ug/mL
..LCPFNA_00004	05/09/19	Wellington Laboratories, Lot PFNA0514			(Purchased Reagent)		Perfluorononanoic acid (PFNA)	50 ug/mL
..LCPFOA_00004	10/11/18	Wellington Laboratories, Lot PFOA1013			(Purchased Reagent)		Perfluorooctanoic acid (PFOA)	50 ug/mL
..LCPFODA_00004	04/25/17	Wellington Laboratories, Lot PFODA0807			(Purchased Reagent)		Perfluorooctandecanoic acid	50 ug/mL
..LCPFOS_00004	06/20/19	Wellington Laboratories, Lot LPFOS0614			(Purchased Reagent)		Perfluorooctanesulfonic acid (PFOS)	47.8 ug/mL
..LCPFOSA_00005	07/31/18	Wellington Laboratories, Lot FOSA0714I			(Purchased Reagent)		Perfluorooctane Sulfonamide	50 ug/mL
..LCPFPeA_00003	01/03/18	Wellington Laboratories, Lot PFPeA0113			(Purchased Reagent)		Perfluoropentanoic acid	50 ug/mL
..LCPFTeDA_00003	06/19/18	Wellington Laboratories, Lot PFTeDA0613			(Purchased Reagent)		Perfluorotetradecanoic acid	50 ug/mL
..LCPFTrDA_00003	12/10/18	Wellington Laboratories, Lot PFTrDA1213			(Purchased Reagent)		Perfluorotridecanoic acid	50 ug/mL
..LCPFUdA_00003	06/19/18	Wellington Laboratories, Lot PFUdA0613			(Purchased Reagent)		Perfluoroundecanoic acid	50 ug/mL
LCPFC-L7_00017	09/08/16	04/18/16	MeOH/H2O, Lot 090285	5 mL	LCMPFCSU_00036	250 uL	13C2-PFHxDA	50 ng/mL
							13C2-PFTeDA	50 ng/mL
							13C4-PFHpA	50 ng/mL
							13C5-PFPeA	50 ng/mL
							13C8 FOSA	50 ng/mL
							13C4 PFBA	50 ng/mL
							13C2 PFDA	50 ng/mL
							13C2 PFDoA	50 ng/mL
							13C2 PFHxA	50 ng/mL
							18O2 PFHxS	47.3 ng/mL
							13C5 PFNA	50 ng/mL
							13C4 PFOA	50 ng/mL
							13C4 PFOS	47.8 ng/mL

Lab Name: TestAmerica Sacramento Job No.: 320-18794-1

SDG No.:

Reagent ID	Exp Date	Prep Date	Dilutant Used	Reagent Final Volume	Parent Reagent		Analyte	Concentration
					Reagent ID	Volume Added		
							13C2 PFUnA	50 ng/mL
					LCPFCSP_00044	2000 uL	Perfluorobutyric acid	400 ng/mL
							Perfluorobutanesulfonic acid (PFBS)	353.6 ng/mL
							Perfluorodecanoic acid	400 ng/mL
							Perfluorododecanoic acid	400 ng/mL
							Perfluorodecane Sulfonic acid	385.6 ng/mL
							Perfluoroheptanoic acid (PFHpA)	400 ng/mL
							Perfluoroheptanesulfonic Acid	380.8 ng/mL
							Perfluorohexanoic acid	400 ng/mL
							Perfluorohexadecanoic acid	400 ng/mL
							Perfluorohexanesulfonic acid (PFHxS)	378.4 ng/mL
							Perfluorononanoic acid (PFNA)	400 ng/mL
							Perfluorooctanoic acid (PFOA)	400 ng/mL
							Perfluorooctandecanoic acid	400 ng/mL
							Perfluorooctanesulfonic acid (PFOS)	382.4 ng/mL
							Perfluorooctane Sulfonamide	400 ng/mL
							Perfluoropentanoic acid	400 ng/mL
							Perfluorotetradecanoic acid	400 ng/mL
							Perfluorotridecanoic acid	400 ng/mL
							Perfluoroundecanoic acid	400 ng/mL
.LCMPFCSU_00036	10/07/16	04/07/16	Methanol, Lot Baker 115935	10000 uL	LCM2PFHxDA_00004	200 uL	13C2-PFHxDA	1 ug/mL
					LCM2PFTeDA_00004	200 uL	13C2-PFTeDA	1 ug/mL
					LCM4PFHPA_00004	200 uL	13C4-PFHpA	1 ug/mL
					LCM5PFPEA_00005	200 uL	13C5-PFPeA	1 ug/mL
					LCM8FOSA_00008	200 uL	13C8 FOSA	1 ug/mL
					LCMPFBA_00005	200 uL	13C4 PFBA	1 ug/mL
					LCMPFDA_00007	200 uL	13C2 PFDA	1 ug/mL
					LCMPFDoA_00005	200 uL	13C2 PFDoA	1 ug/mL
					LCMPFHxA_00008	200 uL	13C2 PFHxA	1 ug/mL
					LCMPFHxS_00005	200 uL	18O2 PFHxS	0.946 ug/mL
					LCMPFNA_00005	200 uL	13C5 PFNA	1 ug/mL
					LCMPFOA_00009	200 uL	13C4 PFOA	1 ug/mL
					LCMPFOS_00012	200 uL	13C4 PFOS	0.956 ug/mL
					LCMPFUdA_00006	200 uL	13C2 PFUnA	1 ug/mL
..LCM2PFHxDA_00004	01/07/21	Wellington Laboratories, Lot M2PFHxDA1112			(Purchased Reagent)		13C2-PFHxDA	50 ug/mL
..LCM2PFTeDA_00004	12/07/20	Wellington Laboratories, Lot M2PFTeDA1115			(Purchased Reagent)		13C2-PFTeDA	50 ug/mL
..LCM4PFHPA_00004	05/22/20	Wellington Laboratories, Lot M4PFHpA0515			(Purchased Reagent)		13C4-PFHpA	50 ug/mL
..LCM5PFPEA_00005	05/22/20	Wellington Laboratories, Lot M5PFPeA0515			(Purchased Reagent)		13C5-PFPeA	50 ug/mL
..LCM8FOSA_00008	12/22/17	Wellington Laboratories, Lot M8FOSA1215I			(Purchased Reagent)		13C8 FOSA	50 ug/mL
..LCMPFBA_00005	10/31/19	Wellington Laboratories, Lot MPFBA1014			(Purchased Reagent)		13C4 PFBA	50 ug/mL
..LCMPFDA_00007	08/19/20	Wellington Laboratories, Lot MPFDA0815			(Purchased Reagent)		13C2 PFDA	50 ug/mL
..LCMPFDoA_00005	07/17/19	Wellington Laboratories, Lot MPFDoA0714			(Purchased Reagent)		13C2 PFDoA	50 ug/mL
..LCMPFHxA_00008	04/09/20	Wellington Laboratories, Lot MPFHxA0415			(Purchased Reagent)		13C2 PFHxA	50 ug/mL

Lab Name: TestAmerica Sacramento Job No.: 320-18794-1

SDG No.:

Reagent ID	Exp Date	Prep Date	Dilutant Used	Reagent Final Volume	Parent Reagent		Analyte	Concentration
					Reagent ID	Volume Added		
..LCMPFHxS_00005	08/23/20	Wellington Laboratories, Lot MPFHxS1015			(Purchased Reagent)		18O2 PFHxS	47.3 ug/mL
..LCMPFNA_00005	04/13/19	Wellington Laboratories, Lot MPFNA0414			(Purchased Reagent)		13C5 PFNA	50 ug/mL
..LCMPFOA_00009	01/22/21	Wellington Laboratories, Lot MPFOA0116			(Purchased Reagent)		13C4 PFOA	50 ug/mL
..LCMPFOS_00012	01/22/21	Wellington Laboratories, Lot MPFOS0116			(Purchased Reagent)		13C4 PFOS	47.8 ug/mL
..LCMPFUdA_00006	10/31/19	Wellington Laboratories, Lot MPFUdA1014			(Purchased Reagent)		13C2 PFUnA	50 ug/mL
.LCPFCSP_00044	09/08/16	03/08/16	Methanol, Lot 090285	10000 uL	LCPFBA_00003	200 uL	Perfluorobutyric acid	1 ug/mL
					LCPFBSA_00001	200 uL	Perfluorobutanesulfonic acid (PFBS)	0.884 ug/mL
					LCPFDA_00004	200 uL	Perfluorodecanoic acid	1 ug/mL
					LCPFDoA_00004	200 uL	Perfluorododecanoic acid	1 ug/mL
					LCPFDSA_00001	200 uL	Perfluorodecane Sulfonic acid	0.964 ug/mL
					LCPFHpA_00004	200 uL	Perfluoroheptanoic acid (PFHpA)	1 ug/mL
					LCPFHpSA_00001	200 uL	Perfluoroheptanesulfonic Acid	0.952 ug/mL
					LCPFHxA_00003	200 uL	Perfluorohexanoic acid	1 ug/mL
					LCPFHxDA_00004	200 uL	Perfluorohexadecanoic acid	1 ug/mL
					LCPFHxSA_00001	200 uL	Perfluorohexanesulfonic acid (PFHxS)	0.946 ug/mL
					LCPFNA_00004	200 uL	Perfluorononanoic acid (PFNA)	1 ug/mL
					LCPFOA_00005	200 uL	Perfluorooctanoic acid (PFOA)	1 ug/mL
					LCPFODA_00004	200 uL	Perfluorooctandecanoic acid	1 ug/mL
					LCPFOS_00004	200 uL	Perfluorooctanesulfonic acid (PFOS)	0.956 ug/mL
					LCPFOSA_00006	200 uL	Perfluorooctane Sulfonamide	1 ug/mL
					LCPFPeA_00004	200 uL	Perfluoropentanoic acid	1 ug/mL
					LCPFTeDA_00003	200 uL	Perfluorotetradecanoic acid	1 ug/mL
					LCPFTrDA_00003	200 uL	Perfluorotridecanoic acid	1 ug/mL
					LCPFUdA_00003	200 uL	Perfluoroundecanoic acid	1 ug/mL
..LCPFBA_00003	03/05/18	Wellington Laboratories, Lot PFBA0313			(Purchased Reagent)		Perfluorobutyric acid	50 ug/mL
..LCPFBSA_00001	10/09/19	Wellington Laboratories, Lot LPFBS1014			(Purchased Reagent)		Perfluorobutanesulfonic acid (PFBS)	44.2 ug/mL
..LCPFDA_00004	07/02/20	Wellington Laboratories, Lot PFDA0615			(Purchased Reagent)		Perfluorodecanoic acid	50 ug/mL
..LCPFDoA_00004	01/30/20	Wellington Laboratories, Lot PFDoA0115			(Purchased Reagent)		Perfluorododecanoic acid	50 ug/mL
..LCPFDSA_00001	09/13/18	Wellington Laboratories, Lot LPFDS0913			(Purchased Reagent)		Perfluorodecane Sulfonic acid	48.2 ug/mL
..LCPFHpA_00004	05/09/19	Wellington Laboratories, Lot PFHpA0514			(Purchased Reagent)		Perfluoroheptanoic acid (PFHpA)	50 ug/mL
..LCPFHpSA_00001	11/21/17	Wellington Laboratories, Lot LPFHpS1112			(Purchased Reagent)		Perfluoroheptanesulfonic Acid	47.6 ug/mL
..LCPFHxA_00003	05/09/19	Wellington Laboratories, Lot PFHxA0514			(Purchased Reagent)		Perfluorohexanoic acid	50 ug/mL
..LCPFHxDA_00004	11/28/17	Wellington Laboratories, Lot PFHxDA0707			(Purchased Reagent)		Perfluorohexadecanoic acid	50 ug/mL
..LCPFHxSA_00001	05/09/19	Wellington Laboratories, Lot LPFHxS0514			(Purchased Reagent)		Perfluorohexanesulfonic acid (PFHxS)	47.3 ug/mL
..LCPFNA_00004	05/09/19	Wellington Laboratories, Lot PFNA0514			(Purchased Reagent)		Perfluorononanoic acid (PFNA)	50 ug/mL
..LCPFOA_00005	11/06/20	Wellington Laboratories, Lot PFOA1115			(Purchased Reagent)		Perfluorooctanoic acid (PFOA)	50 ug/mL
..LCPFODA_00004	04/25/17	Wellington Laboratories, Lot PFODA0807			(Purchased Reagent)		Perfluorooctandecanoic acid	50 ug/mL
..LCPFOS_00004	06/20/19	Wellington Laboratories, Lot LPFOS0614			(Purchased Reagent)		Perfluorooctanesulfonic acid (PFOS)	47.8 ug/mL
..LCPFOSA_00006	09/02/17	Wellington Laboratories, Lot FOSA0815I			(Purchased Reagent)		Perfluorooctane Sulfonamide	50 ug/mL
..LCPFPeA_00004	01/30/20	Wellington Laboratories, Lot PFPeA0115			(Purchased Reagent)		Perfluoropentanoic acid	50 ug/mL
..LCPFTeDA_00003	06/19/18	Wellington Laboratories, Lot PFTeDA0613			(Purchased Reagent)		Perfluorotetradecanoic acid	50 ug/mL

REAGENT TRACEABILITY SUMMARY

Lab Name: TestAmerica Sacramento Job No.: 320-18794-1

SDG No.:

Reagent ID	Exp Date	Prep Date	Dilutant Used	Reagent Final Volume	Parent Reagent		Analyte	Concentration
					Reagent ID	Volume Added		
..LCPFTrDA_00003	12/10/18	Wellington Laboratories, Lot PFTrDA1213			(Purchased Reagent)		Perfluorotridecanoic acid	50 ug/mL
..LCPFUdA_00003	06/19/18	Wellington Laboratories, Lot PFUdA0613			(Purchased Reagent)		Perfluoroundecanoic acid	50 ug/mL
LCPFCIC_00016	06/16/16	12/22/15	MeOH/H2O, Lot 09285	5 mL	LCMPFCSU_00023	250 uL	13C2-PFHxDA	50 ng/mL
							13C2-PFTeDA	50 ng/mL
							13C4-PFHpA	50 ng/mL
							13C5-PFPeA	50 ng/mL
							13C8 FOSA	50 ng/mL
							13C4 PFBA	50 ng/mL
							13C2 PFDA	50 ng/mL
							13C2 PFDoA	50 ng/mL
							13C2 PFHxA	50 ng/mL
							18O2 PFHxS	47.3 ng/mL
							13C5 PFNA	50 ng/mL
							13C4 PFOA	50 ng/mL
							13C4 PFOS	47.8 ng/mL
							13C2 PFUnA	50 ng/mL
					LCPFACMXB_00008	125 uL	Perfluorobutanesulfonic acid (PFBS)	44.25 ng/mL
							Perfluoroheptanoic acid (PFHpA)	50 ng/mL
							Perfluorohexanesulfonic acid (PFHxS)	47.25 ng/mL
							Perfluorononanoic acid (PFNA)	50 ng/mL
							Perfluorooctanesulfonic acid (PFOS)	47.75 ng/mL
							Perfluorooctanoic acid (PFOA)	50 ng/mL
.LCMPFCSU_00023	06/21/16	12/21/15	Methanol, Lot Baker 115491	5 mL	LCM2PFHxDA_00002	0.1 mL	13C2-PFHxDA	1 ug/mL
					LCM2PFTeDA_00003	0.1 mL	13C2-PFTeDA	1 ug/mL
					LCM4PFHPA_00003	0.1 mL	13C4-PFHpA	1 ug/mL
					LCM5PFPEA_00004	0.1 mL	13C5-PFPeA	1 ug/mL
					LCM8FOSA_00006	0.1 mL	13C8 FOSA	1 ug/mL
					LCMPFBA_00004	0.1 mL	13C4 PFBA	1 ug/mL
					LCMPFDA_00005	0.1 mL	13C2 PFDA	1 ug/mL
					LCMPFDoA_00003	0.1 mL	13C2 PFDoA	1 ug/mL
					LCMPFHxA_00006	0.1 mL	13C2 PFHxA	1 ug/mL
					LCMPFHxS_00004	0.1 mL	18O2 PFHxS	0.946 ug/mL
					LCMPFNA_00003	0.1 mL	13C5 PFNA	1 ug/mL
					LCMPFOA_00007	0.1 mL	13C4 PFOA	1 ug/mL
					LCMPFOS_00009	0.1 mL	13C4 PFOS	0.956 ug/mL
					LCMPFUdA_00004	0.1 mL	13C2 PFUnA	1 ug/mL
..LCM2PFHxDA_00002	11/29/17	Wellington Laboratories, Lot M2PFHxDA1112			(Purchased Reagent)		13C2-PFHxDA	50 ug/mL
..LCM2PFTeDA_00003	11/29/17	Wellington Laboratories, Lot M2PFTeDA1112			(Purchased Reagent)		13C2-PFTeDA	50 ug/mL
..LCM4PFHPA_00003	05/22/20	Wellington Laboratories, Lot M4PFHpA0515			(Purchased Reagent)		13C4-PFHpA	50 ug/mL
..LCM5PFPEA_00004	05/22/20	Wellington Laboratories, Lot M5PFPeA0515			(Purchased Reagent)		13C5-PFPeA	50 ug/mL
..LCM8FOSA_00006	12/15/16	Wellington Laboratories, Lot M8FOSA1214I			(Purchased Reagent)		13C8 FOSA	50 ug/mL
..LCMPFBA_00004	10/31/19	Wellington Laboratories, Lot MPFBA1014			(Purchased Reagent)		13C4 PFBA	50 ug/mL
..LCMPFDA_00005	04/13/19	Wellington Laboratories, Lot MPFDA0414			(Purchased Reagent)		13C2 PFDA	50 ug/mL

REAGENT TRACEABILITY SUMMARY

Lab Name: TestAmerica Sacramento Job No.: 320-18794-1

SDG No.:

Reagent ID	Exp Date	Prep Date	Dilutant Used	Reagent Final Volume	Parent Reagent		Analyte	Concentration
					Reagent ID	Volume Added		
..LCMPFDoA_00003	07/17/19	Wellington Laboratories, Lot MPFDoA0714			(Purchased Reagent)		13C2 PFDoA	50 ug/mL
..LCMPFHxA_00006	04/13/19	Wellington Laboratories, Lot MPFHxA0414			(Purchased Reagent)		13C2 PFHxA	50 ug/mL
..LCMPFHxS_00004	07/25/18	Wellington Laboratories, Lot MPFHxS0713			(Purchased Reagent)		18O2 PFHxS	47.3 ug/mL
..LCMPFNA_00003	04/13/19	Wellington Laboratories, Lot MPFNA0414			(Purchased Reagent)		13C5 PFNA	50 ug/mL
..LCMPFOA_00007	04/10/20	Wellington Laboratories, Lot MPFOA0415			(Purchased Reagent)		13C4 PFOA	50 ug/mL
..LCMPFOS_00009	05/15/20	Wellington Laboratories, Lot MPFOS0515			(Purchased Reagent)		13C4 PFOS	47.8 ug/mL
..LCMPFUdA_00004	10/31/19	Wellington Laboratories, Lot MPFUdA1014			(Purchased Reagent)		13C2 PFUnA	50 ug/mL
.LCPFACMXB_00008	06/20/19	Wellington Laboratories, Lot PFACMXB0614			(Purchased Reagent)		Perfluorobutanesulfonic acid (PFBS)	1.77 ug/mL
							Perfluoroheptanoic acid (PFHpA)	2 ug/mL
							Perfluorohexanesulfonic acid (PFHxS)	1.89 ug/mL
							Perfluorononanoic acid (PFNA)	2 ug/mL
							Perfluorooctanesulfonic acid (PFOS)	1.91 ug/mL
							Perfluorooctanoic acid (PFOA)	2 ug/mL
LCPFCIC_00017	06/16/16	05/14/16	MeOH/H2O, Lot 09285	5 mL	LCMPFCSU_00040	250 uL	13C2-PFHxDA	50 ng/mL
							13C2-PFTeDA	50 ng/mL
							13C4-PFHpA	50 ng/mL
							13C5-PFPeA	50 ng/mL
							13C8 FOSA	50 ng/mL
							13C4 PFBA	50 ng/mL
							13C2 PFDA	50 ng/mL
							13C2 PFDoA	50 ng/mL
							13C2 PFHxA	50 ng/mL
							18O2 PFHxS	47.3 ng/mL
							13C5 PFNA	50 ng/mL
							13C4 PFOA	50 ng/mL
							13C4 PFOS	47.8 ng/mL
							13C2 PFUnA	50 ng/mL
					LCPFACMXB_00007	125 uL	Perfluorobutanesulfonic acid (PFBS)	44.25 ng/mL
							Perfluoroheptanoic acid (PFHpA)	50 ng/mL
							Perfluorohexanesulfonic acid (PFHxS)	47.25 ng/mL
							Perfluorononanoic acid (PFNA)	50 ng/mL
							Perfluorooctanesulfonic acid (PFOS)	47.75 ng/mL
							Perfluorooctanoic acid (PFOA)	50 ng/mL
.LCMPFCSU_00040	11/05/16	05/11/16	Methanol, Lot Baker 115935	10000 uL	LCM2PFHxDA_00005	200 uL	13C2-PFHxDA	1 ug/mL
					LCM2PFTeDA_00005	200 uL	13C2-PFTeDA	1 ug/mL
					LCM4PFHPA_00005	200 uL	13C4-PFHpA	1 ug/mL
					LCM5PFPEA_00006	200 uL	13C5-PFPeA	1 ug/mL
					LCM8FOSA_00009	200 uL	13C8 FOSA	1 ug/mL
					LCMPFBA_00006	200 uL	13C4 PFBA	1 ug/mL

REAGENT TRACEABILITY SUMMARY

Lab Name: TestAmerica Sacramento Job No.: 320-18794-1

SDG No.:

Reagent ID	Exp Date	Prep Date	Dilutant Used	Reagent Final Volume	Parent Reagent		Analyte	Concentration
					Reagent ID	Volume Added		
					LCMPFDA_00007	200 uL	13C2 PFDA	1 ug/mL
					LCMPFDoA_00006	200 uL	13C2 PFDoA	1 ug/mL
					LCMPFHxA_00008	200 uL	13C2 PFHxA	1 ug/mL
					LCMPFHxS_00006	200 uL	18O2 PFHxS	0.946 ug/mL
					LCMPFNA_00005	200 uL	13C5 PFNA	1 ug/mL
					LCMPFOA_00010	200 uL	13C4 PFOA	1 ug/mL
					LCMPFOS_00012	200 uL	13C4 PFOS	0.956 ug/mL
					LCMPFUdA_00007	200 uL	13C2 PFUnA	1 ug/mL
..LCM2PFHxDA_00005	01/07/21	Wellington Laboratories, Lot M2PFHxDA1112			(Purchased Reagent)		13C2-PFHxDA	50 ug/mL
..LCM2PFTeDA_00005	12/07/20	Wellington Laboratories, Lot M2PFTeDA1115			(Purchased Reagent)		13C2-PFTeDA	50 ug/mL
..LCM4PFHPA_00005	05/22/20	Wellington Laboratories, Lot M4PFHpA0515			(Purchased Reagent)		13C4-PFHpA	50 ug/mL
..LCM5PFPEA_00006	05/22/20	Wellington Laboratories, Lot M5PFPeA0515			(Purchased Reagent)		13C5-PFPeA	50 ug/mL
..LCM8FOSA_00009	12/22/17	Wellington Laboratories, Lot M8FOSA1215I			(Purchased Reagent)		13C8 FOSA	50 ug/mL
..LCMPFBA_00006	10/31/19	Wellington Laboratories, Lot MPFBA1014			(Purchased Reagent)		13C4 PFBA	50 ug/mL
..LCMPFDA_00007	08/19/20	Wellington Laboratories, Lot MPFDA0815			(Purchased Reagent)		13C2 PFDA	50 ug/mL
..LCMPFDoA_00006	07/17/19	Wellington Laboratories, Lot MPFDoA0714			(Purchased Reagent)		13C2 PFDoA	50 ug/mL
..LCMPFHxA_00008	04/09/20	Wellington Laboratories, Lot MPFHxA0415			(Purchased Reagent)		13C2 PFHxA	50 ug/mL
..LCMPFHxS_00006	10/23/20	Wellington Laboratories, Lot MPFHxS1015			(Purchased Reagent)		18O2 PFHxS	47.3 ug/mL
..LCMPFNA_00005	04/13/19	Wellington Laboratories, Lot MPFNA0414			(Purchased Reagent)		13C5 PFNA	50 ug/mL
..LCMPFOA_00010	01/22/21	Wellington Laboratories, Lot MPFOA0116			(Purchased Reagent)		13C4 PFOA	50 ug/mL
..LCMPFOS_00012	01/22/21	Wellington Laboratories, Lot MPFOS0116			(Purchased Reagent)		13C4 PFOS	47.8 ug/mL
..LCMPFUdA_00007	10/31/19	Wellington Laboratories, Lot MPFUdA1014			(Purchased Reagent)		13C2 PFUnA	50 ug/mL
.LCPFACMXB_00007	11/06/20	Wellington Laboratories, Lot PFACMXB1115			(Purchased Reagent)		Perfluorobutanesulfonic acid (PFBS)	1.77 ug/mL
							Perfluoroheptanoic acid (PFHpA)	2 ug/mL
							Perfluorohexanesulfonic acid (PFHxS)	1.89 ug/mL
							Perfluorononanoic acid (PFNA)	2 ug/mL
							Perfluorooctanesulfonic acid (PFOS)	1.91 ug/mL
							Perfluorooctanoic acid (PFOA)	2 ug/mL
LCPFCSP_00047	09/08/16	04/26/16	Methanol, Lot 090285	5000 uL	LCPFBA_00004	100 uL	Perfluorobutyric acid	1 ug/mL
					LCPFBS_00003	100 uL	Perfluorobutane Sulfonate	0.884 ug/mL
					LCPFBSA_00001	100 uL	Perfluorobutanesulfonic acid (PFBS)	0.884 ug/mL
					LCPFDA_00004	100 uL	Perfluorodecanoic acid	1 ug/mL
					LCPFDoA_00004	100 uL	Perfluorododecanoic acid	1 ug/mL
					LCPFDoS_00003	100 uL	PFDoS (Perflouro-1-dodecanesulfonate)	0.968 ug/mL
					LCPFDS_00003	100 uL	Perfluorodecane Sulfonate	0.964 ug/mL
					LCPFDSA_00001	100 uL	Perfluorodecane Sulfonic acid	0.964 ug/mL
					LCPFHpA_00004	100 uL	Perfluoroheptanoic acid (PFHpA)	1 ug/mL
					LCPFHpS_00005	100 uL	Perfluoroheptane Sulfonate	0.952 ug/mL
					LCPFHpSA_00001	100 uL	Perfluoroheptanesulfonic Acid	0.952 ug/mL
					LCPFHxA_00003	100 uL	Perfluorohexanoic acid	1 ug/mL

Lab Name: TestAmerica Sacramento Job No.: 320-18794-1

SDG No.:

Reagent ID	Exp Date	Prep Date	Dilutant Used	Reagent Final Volume	Parent Reagent		Analyte	Concentration
					Reagent ID	Volume Added		
					LCPFHxDA_00004	100 uL	Perfluorohexadecanoic acid	1 ug/mL
					LCPFHxS-br_00001	100 uL	Perfluorohexane Sulfonate	0.91 ug/mL
							Perfluorohexanesulfonic acid (PFHxS)	0.91 ug/mL
					LCPFNA_00004	100 uL	Perfluorononanoic acid (PFNA)	1 ug/mL
					LCPFNS_00002	100 uL	PFNS (Perflouro-1-nonanesulfonate)	0.96 ug/mL
					LCPFOA_00005	100 uL	Perfluorooctanoic acid (PFOA)	1 ug/mL
					LCPFODA_00004	100 uL	Perfluorooctandecanoic acid	1 ug/mL
					LCPFOS-br_00001	100 uL	Perfluorooctanesulfonic acid (PFOS)	0.928 ug/mL
					LCPFOSA_00006	100 uL	Perfluorooctane Sulfonamide	1 ug/mL
					LCPFPeA_00004	100 uL	Perfluoropentanoic acid	1 ug/mL
					LCPFPeS_00002	100 uL	PFPeS (Perflouro-1-pentanesulfonate)	0.938 ug/mL
					LCPFTeDA_00003	100 uL	Perfluorotetradecanoic acid	1 ug/mL
					LCPFTrDA_00003	100 uL	Perfluorotridecanoic acid	1 ug/mL
					LCPFUdA_00003	100 uL	Perfluoroundecanoic acid	1 ug/mL
.LCPFBA_00004	01/30/20	Wellington Laboratories, Lot PFBA0115			(Purchased Reagent)		Perfluorobutyric acid	50 ug/mL
.LCPFBS_00003	10/09/19	Wellington Laboratories, Lot LPFBS1014			(Purchased Reagent)		Perfluorobutane Sulfonate	44.2 ug/mL
.LCPFBSA_00001	10/09/19	Wellington Laboratories, Lot LPFBS1014			(Purchased Reagent)		Perfluorobutanesulfonic acid (PFBS)	44.2 ug/mL
.LCPFDA_00004	07/02/20	Wellington Laboratories, Lot PFDA0615			(Purchased Reagent)		Perfluorodecanoic acid	50 ug/mL
.LCPFDoA_00004	01/30/20	Wellington Laboratories, Lot PFDoA0115			(Purchased Reagent)		Perfluorododecanoic acid	50 ug/mL
.LCPFDoS_00003	10/06/16	Wellington Laboratories, Lot LPFDoS1011			(Purchased Reagent)		PFDoS (Perflouro-1-dodecanesulfonate)	48.4 ug/mL
.LCPFDS_00003	09/13/18	Wellington Laboratories, Lot LPFDS0913			(Purchased Reagent)		Perfluorodecane Sulfonate	48.2 ug/mL
.LCPFDSA_00001	09/13/18	Wellington Laboratories, Lot LPFDS0913			(Purchased Reagent)		Perfluorodecane Sulfonic acid	48.2 ug/mL
.LCPFHpA_00004	05/09/19	Wellington Laboratories, Lot PFHpA0514			(Purchased Reagent)		Perfluoroheptanoic acid (PFHpA)	50 ug/mL
.LCPFHpS_00005	01/28/19	Wellington Laboratories, Lot LPFHpS0114			(Purchased Reagent)		Perfluoroheptane Sulfonate	47.6 ug/mL
.LCPFHpSA_00001	11/21/17	Wellington Laboratories, Lot LPFHpS1112			(Purchased Reagent)		Perfluoroheptanesulfonic Acid	47.6 ug/mL
.LCPFHxA_00003	05/09/19	Wellington Laboratories, Lot PFHxA0514			(Purchased Reagent)		Perfluorohexanoic acid	50 ug/mL
.LCPFHxDA_00004	11/28/17	Wellington Laboratories, Lot PFHxDA0707			(Purchased Reagent)		Perfluorohexadecanoic acid	50 ug/mL
.LCPFHxS-br_00001	07/03/20	Wellington Laboratories, Lot brPFHxSK0615			(Purchased Reagent)		Perfluorohexane Sulfonate	45.5 ug/mL
							Perfluorohexanesulfonic acid (PFHxS)	45.5 ug/mL
.LCPFNA_00004	05/09/19	Wellington Laboratories, Lot PFNA0514			(Purchased Reagent)		Perfluorononanoic acid (PFNA)	50 ug/mL
.LCPFNS_00002	07/04/17	Wellington Laboratories, Lot LPFNS0712			(Purchased Reagent)		PFNS (Perflouro-1-nonanesulfonate)	48 ug/mL
.LCPFOA_00005	11/06/20	Wellington Laboratories, Lot PFOA1115			(Purchased Reagent)		Perfluorooctanoic acid (PFOA)	50 ug/mL
.LCPFODA_00004	04/25/17	Wellington Laboratories, Lot PFODA0807			(Purchased Reagent)		Perfluorooctandecanoic acid	50 ug/mL
.LCPFOS-br_00001	10/14/20	Wellington Laboratories, Lot brPFOSK1015			(Purchased Reagent)		Perfluorooctanesulfonic acid (PFOS)	46.4 ug/mL
.LCPFOSA_00006	09/02/17	Wellington Laboratories, Lot FOSA0815I			(Purchased Reagent)		Perfluorooctane Sulfonamide	50 ug/mL
.LCPFPeA_00004	01/30/20	Wellington Laboratories, Lot PFPeA0115			(Purchased Reagent)		Perfluoropentanoic acid	50 ug/mL
.LCPFPeS_00002	07/04/17	Wellington Laboratories, Lot LPFPeS0712			(Purchased Reagent)		PFPeS (Perflouro-1-pentanesulfonate)	46.9 ug/mL

REAGENT TRACEABILITY SUMMARY

Lab Name: TestAmerica Sacramento Job No.: 320-18794-1

SDG No.:

Reagent ID	Exp Date	Prep Date	Dilutant Used	Reagent Final Volume	Parent Reagent		Analyte	Concentration
					Reagent ID	Volume Added		
.LCPFTeDA_00003	06/19/18	Wellington Laboratories, Lot PFTeDA0613			(Purchased Reagent)		Perfluorotetradecanoic acid	50 ug/mL
.LCPFTrDA_00003	12/10/18	Wellington Laboratories, Lot PFTrDA1213			(Purchased Reagent)		Perfluorotridecanoic acid	50 ug/mL
.LCPFUdA_00003	06/19/18	Wellington Laboratories, Lot PFUdA0613			(Purchased Reagent)		Perfluoroundecanoic acid	50 ug/mL

REAGENT TRACEABILITY SUMMARY

Lab Name: TestAmerica Denver Job No.: 320-18794-1

SDG No.:

Reagent ID	Exp Date	Prep Date	Dilutant Used	Reagent Final Volume	Parent Reagent		Analyte	Concentration
					Reagent ID	Volume Added		
Alt AsFeSbSe_00001	06/03/16	05/18/16	5%5%HNO3HCL, Lot See Reagent Log	100 mL	10 ppm Fe_00006	1 mL	Iron	0.1 ppm
.10 ppm Fe_00006	10/23/16	02/12/16	5%HNO3/5% HCl, Lot see log book	100 mL	10000 Fe_00014	0.1 mL	Iron	10 mg/L
..10000 Fe_00014	10/23/16	Inorganic Ventures, Lot J2-FE04047			(Purchased Reagent)		Iron	10000 mg/L
ICP CCV_00162	06/01/16	05/16/16	5%/5% HCL/HNO3, Lot SEE LOGBOOK	500 mL	ICP ICAL1A_00627	250 mL	Iron	2.5 mg/L
.ICP ICAL1A_00627	06/01/16	05/16/16	5%/5% HCL/HNO3, Lot SEE LOGBOOK	500 mL	Icp cal std 3_00011	5 mL	Iron	5 mg/L
..Icp cal std 3_00011	06/01/16	Inorganic Ventures, Lot H2-MEB585085			(Purchased Reagent)		Iron	500 mg/L
ICP CCV_00164	06/01/16	05/19/16	5%/5% HCL/HNO3, Lot SEE LOGBOOK	500 mL	ICP ICAL1A_00629	250 mL	Iron	2.5 mg/L
.ICP ICAL1A_00629	06/01/16	05/19/16	5%/5% HCL/HNO3, Lot SEE LOGBOOK	500 mL	Icp cal std 3_00011	5 mL	Iron	5 mg/L
..Icp cal std 3_00011	06/01/16	Inorganic Ventures, Lot H2-MEB585085			(Purchased Reagent)		Iron	500 mg/L
ICP CCVH_00465	10/23/16	05/16/16	5%/5% HCL/HNO3, Lot SEE LOGBOOK	500 mL	ICP ICAL2A_00367	250 mL	Iron	50 mg/L
.ICP ICAL2A_00367	10/23/16	05/16/16	5%HCl/5% HNO3, Lot see reagent log	1000 mL	10000 Fe_00014	10 mL	Iron	100 mg/L
..10000 Fe_00014	10/23/16	Inorganic Ventures, Lot J2-FE04047			(Purchased Reagent)		Iron	10000 mg/L
ICP CCVH_00466	10/23/16	05/19/16	5%/5% HCL/HNO3, Lot SEE LOGBOOK	500 mL	ICP ICAL2A_00368	250 mL	Iron	50 mg/L
.ICP ICAL2A_00368	10/23/16	05/19/16	5%HCl/5% HNO3, Lot see reagent log	1000 mL	10000 Fe_00014	10 mL	Iron	100 mg/L
..10000 Fe_00014	10/23/16	Inorganic Ventures, Lot J2-FE04047			(Purchased Reagent)		Iron	10000 mg/L
ICP CRI_00391	05/21/16	05/20/16	5:HNO3/5%HCl, Lot see reagent log	100 mL	ICP RL STD3A_00010	0.1 mL	Iron	0.03 mg/L
.ICP RL STD3A_00010	09/01/16	Inorganic Ventures, Lot J2-MEB594038			(Purchased Reagent)		Iron	30 mg/L
ICP CRI_00394	05/24/16	05/23/16	5:HNO3/5%HCl, Lot see reagent log	100 mL	ICP RL STD3A_00010	0.1 mL	Iron	0.03 mg/L
.ICP RL STD3A_00010	09/01/16	Inorganic Ventures, Lot J2-MEB594038			(Purchased Reagent)		Iron	30 mg/L
ICP ICAL1A_00629	06/01/16	05/19/16	5%/5% HCL/HNO3, Lot SEE LOGBOOK	500 mL	Icp cal std 3_00011	5 mL	Iron	5 mg/L
.Icp cal std 3_00011	06/01/16	Inorganic Ventures, Lot H2-MEB585085			(Purchased Reagent)		Iron	500 mg/L
ICP ICAL2A_00368	10/23/16	05/19/16	5%HCl/5% HNO3, Lot see reagent log	1000 mL	10000 Fe_00014	10 mL	Iron	100 mg/L
.10000 Fe_00014	10/23/16	Inorganic Ventures, Lot J2-FE04047			(Purchased Reagent)		Iron	10000 mg/L
ICP ICSA_00123	11/18/16	05/16/16	5%/5% HCL/HNO3, Lot SEE LOGBOOK	250 mL	Icp stk ICSA_00015	25 mL	Al	500 mg/L
							Ca	500 mg/L
							Iron	200 mg/L
							Mg	500 mg/L
.Icp stk ICSA_00015	11/18/16	Inorganic Ventures, Lot J2-MEB572053			(Purchased Reagent)		Al	5000 mg/L
							Ca	5000 mg/L
							Iron	2000 mg/L
							Mg	5000 mg/L

REAGENT TRACEABILITY SUMMARY

Lab Name: TestAmerica Denver Job No.: 320-18794-1

SDG No.:

Reagent ID	Exp Date	Prep Date	Dilutant Used	Reagent Final Volume	Parent Reagent		Analyte	Concentration
					Reagent ID	Volume Added		
ICP ICSAB_00130	05/20/16	05/04/16	5%/5% HCL/HNO3, Lot SEE LOGBOOK	250 mL	10000 Si_00012	0.25 mL	Si	10 mg/L
							SiO2	21.4 mg/L
					ANALYTES B_00009	2.5 mL	Ag	1 mg/L
							Ba	0.5 mg/L
							Be	0.5 mg/L
							Cd	1 mg/L
							Co	0.5 mg/L
							Cr	0.5 mg/L
							Cu	0.5 mg/L
							Mn	0.5 mg/L
							Ni	1 mg/L
							Pb	1 mg/L
							V	0.5 mg/L
							Zn	1 mg/L
					ICP ISAB 1B_00009	2.5 mL	Tl	10 mg/L
					ICP ISAB STD1_00008	2.5 mL	As	2 mg/L
							B	2 mg/L
							K	50 mg/L
							Li	1 mg/L
							Mo	1 mg/L
							Na	50 mg/L
							P	2 mg/L
							Sb	1 mg/L
							Se	5 mg/L
							Sr	1 mg/L
					ICP ISAB STD2_00007	2.5 mL	Sn	10 mg/L
							Ti	1 mg/L
					Icp stk ICSA_00016	25 mL	Al	500 mg/L
							Ca	500 mg/L
							Iron	200 mg/L
							Mg	500 mg/L
.10000 Si_00012	12/08/16	Inorganic ventures, Lot J2-SI03056			(Purchased Reagent)		Si	10000 mg/L
							SiO2	21400 mg/L
.ANALYTES B_00009	05/20/16	SPEX, Lot 9-164ypy			(Purchased Reagent)		Ag	100 mg/L
							Ba	50 mg/L
							Be	50 mg/L
							Cd	100 mg/L
							Co	50 mg/L
							Cr	50 mg/L
							Cu	50 mg/L
							Mn	50 mg/L
							Ni	100 mg/L
							Pb	100 mg/L
							V	50 mg/L
							Zn	100 mg/L
.ICP ISAB 1B_00009	01/27/17	High Purity, Lot 1602230			(Purchased Reagent)		Tl	1000 mg/L
.ICP ISAB STD1_00008	01/27/17	High Purity, Lot 1602229			(Purchased Reagent)		As	200 mg/L

REAGENT TRACEABILITY SUMMARY

Lab Name: TestAmerica Denver Job No.: 320-18794-1

SDG No.:

Reagent ID	Exp Date	Prep Date	Dilutant Used	Reagent Final Volume	Parent Reagent		Analyte	Concentration
					Reagent ID	Volume Added		
							B	200 mg/L
							K	5000 mg/L
							Li	100 mg/L
							Mo	100 mg/L
							Na	5000 mg/L
							P	200 mg/L
							Sb	100 mg/L
							Se	500 mg/L
							Sr	100 mg/L
.ICP ISAB STD2_00007	09/10/16	High Purity, Lot 1525210			(Purchased Reagent)		Sn	1000 mg/L
							Ti	100 mg/L
.Icp stk ICSA_00016	04/29/17	Inorganic Ventures, Lot J2-MEB572053			(Purchased Reagent)		Al	5000 mg/L
							Ca	5000 mg/L
							Iron	2000 mg/L
							Mg	5000 mg/L
ICP ICSAB_00131	09/10/16	05/19/16	5%/5% HCL/HNO3, Lot SEE LOGBOOK	250 mL	10000 Si_00012	0.25 mL	Si	10 mg/L
					ANALYTES B_00010	2.5 mL	Ag	1 mg/L
							Ba	0.5 mg/L
							Be	0.5 mg/L
							Cd	1 mg/L
							Co	0.5 mg/L
							Cr	0.5 mg/L
							Cu	0.5 mg/L
							Mn	0.5 mg/L
							Ni	1 mg/L
							Pb	1 mg/L
							V	0.5 mg/L
							Zn	1 mg/L
					ICP ISAB 1B_00009	2.5 mL	Tl	10 mg/L
					ICP ISAB STD1_00008	2.5 mL	As	2 mg/L
							B	2 mg/L
							K	50 mg/L
							Li	1 mg/L
							Mo	1 mg/L
							Na	50 mg/L
							P	2 mg/L
							Sb	1 mg/L
							Se	5 mg/L
							Sr	1 mg/L
					ICP ISAB STD2_00007	2.5 mL	Sn	10 mg/L
							Ti	1 mg/L
					Icp stk ICSA_00016	25 mL	Al	500 mg/L
							Ca	500 mg/L
							Iron	200 mg/L
							Mg	500 mg/L
.10000 Si_00012	12/08/16	Inorganic ventures, Lot J2-SI03056			(Purchased Reagent)		Si	10000 mg/L
.ANALYTES B_00010	04/30/17	SPEX, Lot 1-75MKBY			(Purchased Reagent)		Ag	100 mg/L

Lab Name: TestAmerica Denver Job No.: 320-18794-1

SDG No.:

Reagent ID	Exp Date	Prep Date	Dilutant Used	Reagent Final Volume	Parent Reagent		Analyte	Concentration
					Reagent ID	Volume Added		
							Ba	50 mg/L
							Be	50 mg/L
							Cd	100 mg/L
							Co	50 mg/L
							Cr	50 mg/L
							Cu	50 mg/L
							Mn	50 mg/L
							Ni	100 mg/L
							Pb	100 mg/L
							V	50 mg/L
							Zn	100 mg/L
.ICP ISAB 1B_00009	01/27/17		High Purity, Lot 1602230		(Purchased Reagent)		Tl	1000 mg/L
.ICP ISAB STD1_00008	01/27/17		High Purity, Lot 1602229		(Purchased Reagent)		As	200 mg/L
							B	200 mg/L
							K	5000 mg/L
							Li	100 mg/L
							Mo	100 mg/L
							Na	5000 mg/L
							P	200 mg/L
							Sb	100 mg/L
							Se	500 mg/L
							Sr	100 mg/L
.ICP ISAB STD2_00007	09/10/16		High Purity, Lot 1525210		(Purchased Reagent)		Sn	1000 mg/L
							Ti	100 mg/L
.Icp stk ICSA_00016	04/29/17		Inorganic Ventures, Lot J2-MEB572053		(Purchased Reagent)		Al	5000 mg/L
							Ca	5000 mg/L
							Iron	2000 mg/L
							Mg	5000 mg/L
ICP ICV_00145	02/02/17	05/12/16	5%/5% HCL/HNO3, Lot SEE LOGBOOK	100 mL	Icp ICVL A_00010	1 mL	Iron	0.25 mg/L
.Icp ICVL A_00010	02/02/17		High Purity, Lot 1602809		(Purchased Reagent)		Iron	25 mg/L
ICP ICV_00146	02/02/17	05/18/16	5%/5% HCL/HNO3, Lot SEE LOGBOOK	100 mL	Icp ICVL A_00010	1 mL	Iron	0.25 mg/L
.Icp ICVL A_00010	02/02/17		High Purity, Lot 1602809		(Purchased Reagent)		Iron	25 mg/L
ICP ICV_00148	02/02/17	05/23/16	5%/5% HCL/HNO3, Lot SEE LOGBOOK	100 mL	Icp ICVL A_00010	1 mL	Iron	0.25 mg/L
.Icp ICVL A_00010	02/02/17		High Purity, Lot 1602809		(Purchased Reagent)		Iron	25 mg/L
ICP ICVH_00309	07/06/16	05/18/16	5%/5% HCL/HNO3, Lot SEE LOGBOOK	100 mL	Icp ICVH_00274	1 mL	Iron	80 mg/L
.Icp ICVH_00274	12/14/16		High Purity, Lot 1534512		(Purchased Reagent)		Iron	8000 mg/L
ICP LLCCV_01769	05/19/16	05/18/16	5%/5% HCL/HNO3, Lot SEE LOGBOOK	100 mL	ICP LLCCV-1_00034	1 mL	Iron	0.1 mg/L
.ICP LLCCV-1_00034	04/23/17		Inorganic Ventures, Lot K2-MEB631023		(Purchased Reagent)		Iron	10 mg/L
ICP LLCCV_01771	05/21/16	05/20/16	5%/5% HCL/HNO3, Lot SEE LOGBOOK	100 mL	ICP LLCCV-1_00034	1 mL	Iron	0.1 mg/L
.ICP LLCCV-1_00034	04/23/17		Inorganic Ventures, Lot K2-MEB631023		(Purchased Reagent)		Iron	10 mg/L

REAGENT TRACEABILITY SUMMARY

Lab Name: TestAmerica Denver Job No.: 320-18794-1

SDG No.:

Reagent ID	Exp Date	Prep Date	Dilutant Used	Reagent Final Volume	Parent Reagent		Analyte	Concentration
					Reagent ID	Volume Added		
ICP LLCCV_01773	05/24/16	05/23/16	5%/5% HCL/HNO3, Lot SEE LOGBOOK	100 mL	ICP LLCCV-1_00034	1 mL	Iron	0.1 mg/L
.ICP LLCCV-1_00034	04/23/17	Inorganic Ventures, Lot K2-MEB631023			(Purchased Reagent)		Iron	10 mg/L
ICP PDS 1_00014	12/01/16	Inorganic Ventures, Lot H2-MEB546062			(Purchased Reagent)		Iron	100 mg/L
ICP SPK 2B_00039	01/01/17	Inorganic Ventures, Lot H2-MEB559076			(Purchased Reagent)		B	100 mg/L
							Mo	100 mg/L
							Sb	50 mg/L
							Si	1000 mg/L
							SiO2	2140 mg/L
							Sn	200 mg/L
							Sulfur	200 mg/L
							Ti	100 mg/L
							Zr	50 mg/L
ICP SPK 2B_00040	01/01/17	Inorganic Ventures, Lot H2-MEB559076			(Purchased Reagent)		B	100 mg/L
							Mo	100 mg/L
							Sb	50 mg/L
							Si	1000 mg/L
							SiO2	2140 mg/L
							Sn	200 mg/L
							Sulfur	200 mg/L
							Ti	100 mg/L
							Zr	50 mg/L
ICP SPK 3A_00113	04/01/17	Inorganic Ventures, Lot J2-MEB594016			(Purchased Reagent)		Ag	5 mg/L
							Al	200 mg/L
							As	100 mg/L
							Ba	200 mg/L
							Be	5 mg/L
							Bi	200 mg/L
							Ca	5000 mg/L
							Cd	10 mg/L
							Co	50 mg/L
							Cr	20 mg/L
							Cu	25 mg/L
							Iron	100 mg/L
							K	5000 mg/L
							Li	100 mg/L
							Mg	5000 mg/L
							Mn	50 mg/L
							Na	5000 mg/L
							Ni	50 mg/L
							P	1000 mg/L
							Pb	50 mg/L
							Se	200 mg/L
							Sr	100 mg/L
							Th	100 mg/L
							Tl	200 mg/L
							U	200 mg/L

REAGENT TRACEABILITY SUMMARY

Lab Name: TestAmerica Denver Job No.: 320-18794-1

SDG No.:

Reagent ID	Exp Date	Prep Date	Dilutant Used	Reagent Final Volume	Parent Reagent		Analyte	Concentration
					Reagent ID	Volume Added		
							V	50 mg/L
							Zn	50 mg/L
TOC ICV Std_00029	01/31/17	Ricca, Lot 1601d96			(Purchased Reagent)		Dissolved Organic Carbon - Quad	1000 ppm
							DOC Result 1	1000 ppm
							DOC Result 2	1000 ppm
							DOC Result 3	1000 ppm
							DOC Result 4	1000 ppm
							TOC Result 1	1000 ppm
							TOC Result 2	1000 ppm
							TOC Result 3	1000 ppm
							TOC Result 4	1000 ppm
							Total Organic Carbon - Quad	1000 ppm
TOC LCS Std_00032	01/31/18	Ultra Scientific, Lot CM-6389			(Purchased Reagent)		Dissolved Organic Carbon - Quad	1001 ppm
							DOC Result 1	1001 ppm
							DOC Result 2	1001 ppm
							DOC Result 3	1001 ppm
							DOC Result 4	1001 ppm
							TOC Result 1	1001 ppm
							TOC Result 2	1001 ppm
							TOC Result 3	1001 ppm
							TOC Result 4	1001 ppm
							Total Organic Carbon - Quad	1001 ppm
TSS Daily STD_00456	08/15/16	05/15/16	Di Water, Lot _	1000 mL	TSS STD_00025	0.1 g	Total Suspended Solids	100 mg/L
.TSS STD_00025	09/29/17	AccuStandard, Lot 215095135			(Purchased Reagent)		Total Suspended Solids	1 g/g

Reagent

LCM2PFHxDA_00002

Rec: 8/14/14 SKV

Scanned: 8/18/14 STV

318141
ID: LCM2PFHxDA_00002
Exp: 11/29/17 Prpd: SKV
13C2-PFHxDA at 50ug/mL

WELLINGTON LABORATORIES

CERTIFICATE OF ANALYSIS
DOCUMENTATION

PRODUCT CODE: M2PFHxDA
COMPOUND: Perfluoro-n-[1,2-$^{13}C_2$]hexadecanoic acid

LOT NUMBER: M2PFHxDA1112

STRUCTURE:

CAS #: Not available

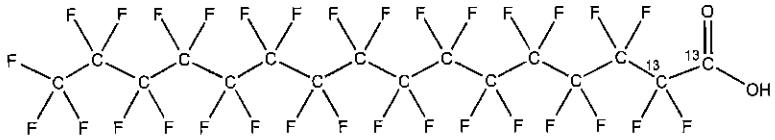

MOLECULAR FORMULA:	$^{13}C_2{}^{12}C_{14}HF_{31}O_2$	**MOLECULAR WEIGHT:**	816.11
CONCENTRATION:	50 ± 2.5 µg/ml	**SOLVENT(S):**	Methanol Water (<1%)
CHEMICAL PURITY:	>98%	**ISOTOPIC PURITY:**	≥99% ^{13}C ($1,2\text{-}^{13}C_2$)
LAST TESTED: (mm/dd/yyyy)	11/29/2012		
EXPIRY DATE: (mm/dd/yyyy)	11/29/2017		
RECOMMENDED STORAGE:	Store ampoule in a cool, dark place		

DOCUMENTATION/ DATA ATTACHED:

Figure 1: LC/MS Data (TIC and Mass Spectrum)
Figure 2: LC/MS/MS Data (Selected MRM Transitions)

ADDITIONAL INFORMATION:

- See page 2 for further details.
- Contains 4 mole eq. of NaOH to prevent conversion of the carboxylic acid to the methyl ester.
- Contains ~ 0.3% of native perfluoro-n-hexadecanoic acid.

FOR LABORATORY USE ONLY: NOT FOR HUMAN OR DRUG USE

Certified By: B.G. Chittim **Date:** 01/10/2013 (mm/dd/yyyy)

Wellington Laboratories Inc., 345 Southgate Dr. Guelph ON N1G 3M5 CANADA
519-822-2436 • Fax: 519-822-2849 • info@well-labs.com

INTENDED USE:

The products prepared by Wellington Laboratories Inc. are for laboratory use only. They are designed to be used as reference standards for the identification and/or quantification of specific chemical compound(s).

HAZARDS:

This product should only be used by qualified personnel familiar with its potential hazards and trained in the handling of hazardous chemicals. Due care should be exercised to prevent unnecessary human contact or ingestion. All procedures should be carried out in a well-functioning fume hood and suitable gloves, eye protection and clothing should be worn at all times. Waste should be disposed of according to national and regional regulations. Material Safety Data Sheets (MSDSs) are available upon request.

SYNTHESIS / CHARACTERIZATION:

Where possible, all of our products are synthesized using single-product, unambiguous routes. They are then characterized, and their structures and purities confirmed, using a combination of the most relevant techniques, such as NMR, GC/MS, LC/MS/MS, x-ray crystallography and melting point. Isotopic purities of mass-labelled compounds are also confirmed using HRGC/HRMS and/or LC/MS/MS.

HOMOGENEITY:

Prior to solution preparation, crystalline material is tested for homogeneity using a variety of techniques (as stated above) and its solubility in a given diluent is taken into consideration. Duplicate solutions of a new product are prepared from the same crystalline lot and, after the addition of an appropriate internal standard, they are compared by GC/MS and/or LC/MS/MS. The relative response factors of the analyte of interest in each solution are required to be <5% RSD. New solution lots of existing products are compared to older lots in the same manner, which further confirms the homogeneity of the crystalline material as well as the stability and homogeneity of the solutions in the storage containers.

UNCERTAINTY:

The maximum combined relative standard uncertainty of our reference standard solutions is calculated using the following equation:

The combined relative standard uncertainty, $u_c(y)$, of a value y and the uncertainty of the independent parameters $x_1, x_2, \ldots x_n$ on which it depends is:

$$u_c(y(x_1, x_2, \ldots x_n)) = \sqrt{\sum_{i=1}^{n} u(y, x_i)^2}$$

where x is expressed as a relative standard uncertainty of the individual parameter.

The individual uncertainties taken into account include those associated with weights (calibration of the balance) and volumes (calibration of the volumetric glassware). An expanded maximum combined percent relative uncertainty of ±5% (calculated with a coverage factor of 2 and a level of confidence of 95%) is stated on the Certificate of Analysis for all our products.

TRACEABILITY:

All reference standard solutions are traceable to specific crystalline lots. The microbalances used for solution preparation are regularly tested by an external, ISO/IEC 17025:2005 accredited calibration company. In addition, their calibration is verified prior to each weighing using NIST and/or NRC traceable external weights. All volumetric glassware used is of Class A tolerance and has been tested according to the appropriate ASTM procedures, which are ultimately traceable to NIST. For certain products, traceability to international interlaboratory studies has also been established.

EXPIRY DATE / PERIOD OF VALIDITY:

Ongoing stability studies of this product have demonstrated stability in its composition and concentration for the period of time specified by the expiry date in the unopened ampoule. Monitoring for any degradation or change in concentration of the listed analyte(s) is performed on a routine basis.

LIMITED WARRANTY:

At the time of shipment, all products are warranted to be free of defects in material and workmanship and to conform to the stated technical and purity specifications.

QUALITY MANAGEMENT:

This product was produced using a Quality Management System registered to ISO 9001:2008 by SAI Global, ISO/IEC 17025:2005 by the Canadian Association for Laboratory Accreditation Inc. (CALA; A 1226), and ISO GUIDE 34:2009 by ACLASS (certificate number AR-1523).

CALA Testing Accreditation No. A1226

ACLASS ACCREDITED REFERENCE MATERIAL PRODUCER

For additional information or assistance concerning this or any other products from Wellington Laboratories Inc., please visit our website at www.well-labs.com or contact us directly at info@well-labs.com

Figure 1: **M2PFHxDA; LC/MS Data (TIC and Mass Spectrum)**

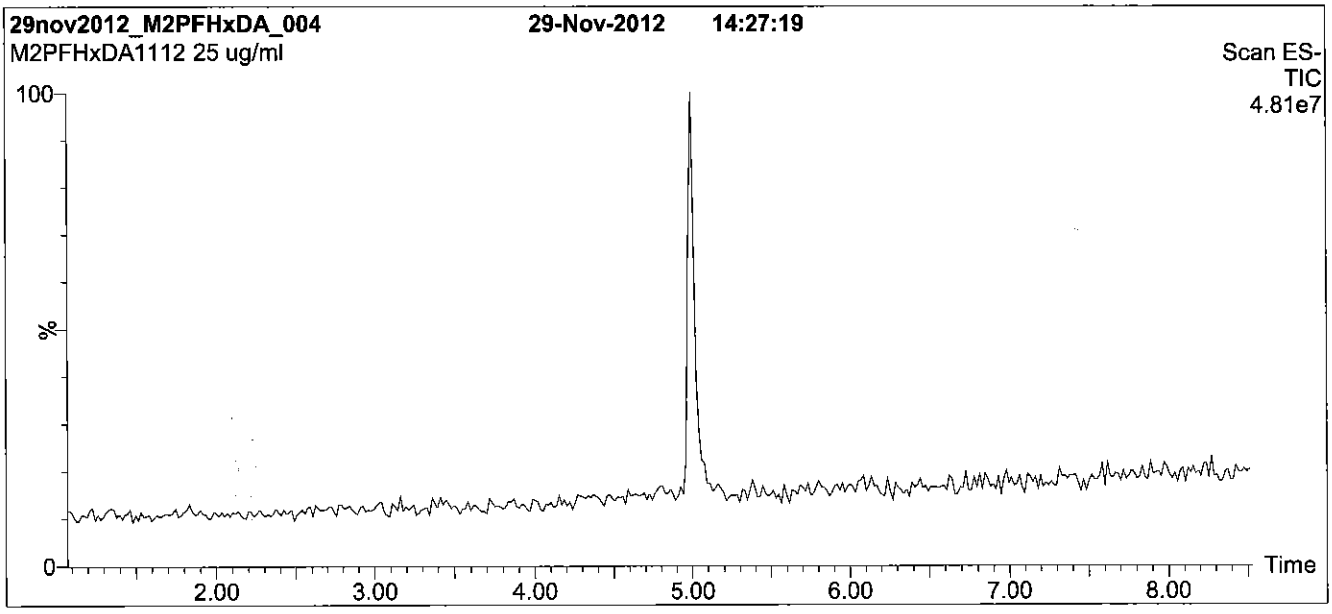

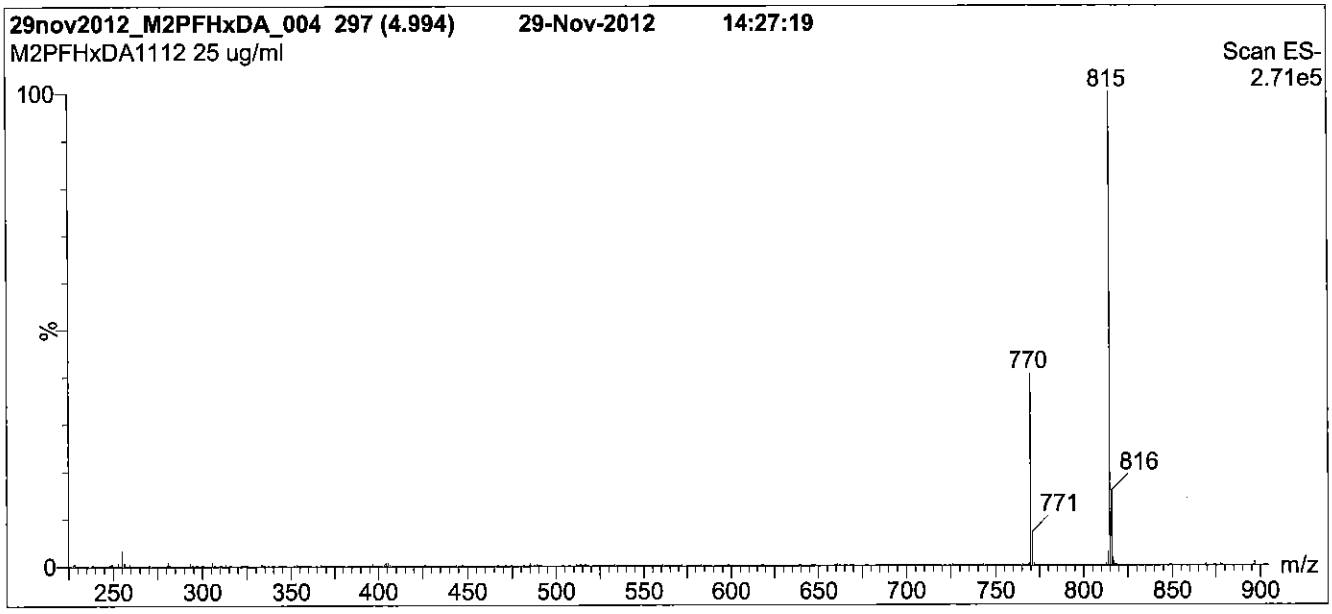

Conditions for Figure 1:

LC: **Waters Acquity Ultra Performance LC**
MS: **Micromass Quattro *micro* API MS**

Chromatographic Conditions

Column: Acquity UPLC BEH Shield RP_{18}
1.7 µm, 2.1 x 100 mm

Mobile phase: Gradient
Start: 60% (80:20 MeOH:ACN) / 40% H_2O
(both with 10 mM NH_4OAc buffer)
Ramp to 100% organic over 7 min and hold for 1.5 min
before returning to initial conditions in 0.5 min.
Time: 10 min

Flow: 300 µl/min

MS Parameters

Experiment: Full Scan (225 - 1200 amu)

Source: Electrospray (negative)
Capillary Voltage (kV) = 2.00
Cone Voltage (V) = 25.00
Cone Gas Flow (l/hr) = 60
Desolvation Gas Flow (l/hr) = 750

Figure 2: **M2PFHxDA; LC/MS/MS Data (Selected MRM Transitions)**

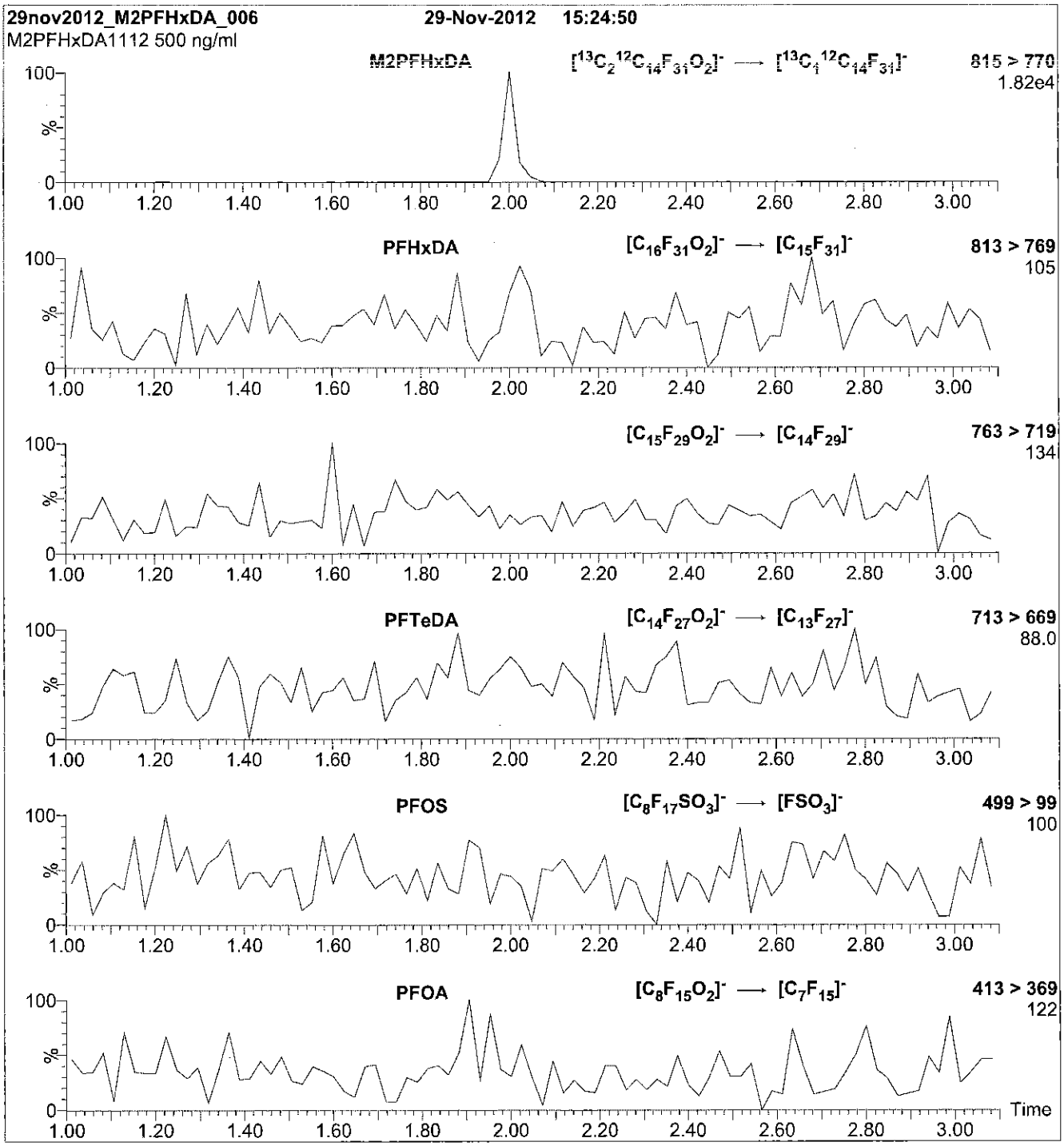

Conditions for Figure 2:

Injection: Direct loop injection
10 µl (500 ng/ml M2PFHxDA)

Mobile phase: Isocratic 80% (80:20 MeOH:ACN) / 20% H_2O
(both with 10 mM NH_4OAc buffer)

Flow: 300 µl/min

MS Parameters

Collision Gas (mbar) = 3.39e-3
Collision Energy (eV) = 15

Reagent

LCM2PFHxDA_00003

r: 12/9/15 SW

WELLINGTON LABORATORIES

CERTIFICATE OF ANALYSIS DOCUMENTATION

PRODUCT CODE: M2PFHxDA
LOT NUMBER: M2PFHxDA1112
COMPOUND: Perfluoro-n-[1,2-$^{13}C_2$]hexadecanoic acid

STRUCTURE:
CAS #: Not available

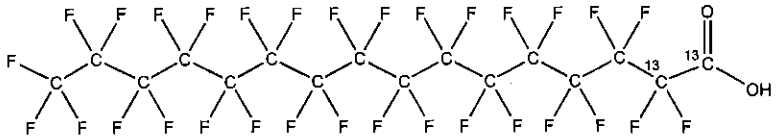

MOLECULAR FORMULA: $^{13}C_2{}^{12}C_{14}HF_{31}O_2$
MOLECULAR WEIGHT: 816.11
CONCENTRATION: 50 ± 2.5 µg/ml
SOLVENT(S): Methanol
Water (<1%)
CHEMICAL PURITY: >98%
ISOTOPIC PURITY: ≥99% ^{13}C ($1,2\text{-}^{13}C_2$)
LAST TESTED: (mm/dd/yyyy) 11/29/2012
EXPIRY DATE: (mm/dd/yyyy) 11/29/2017
RECOMMENDED STORAGE: Store ampoule in a cool, dark place

DOCUMENTATION/ DATA ATTACHED:

Figure 1: LC/MS Data (TIC and Mass Spectrum)
Figure 2: LC/MS/MS Data (Selected MRM Transitions)

ADDITIONAL INFORMATION:

- See page 2 for further details.
- Contains 4 mole eq. of NaOH to prevent conversion of the carboxylic acid to the methyl ester.
- Contains ~ 0.3% of native perfluoro-n-hexadecanoic acid.

FOR LABORATORY USE ONLY: NOT FOR HUMAN OR DRUG USE

Certified By: B.G. Chittim **Date:** 04/01/2015 (mm/dd/yyyy)

Wellington Laboratories Inc., 345 Southgate Dr. Guelph ON N1G 3M5 CANADA
519-822-2436 • Fax: 519-822-2849 • info@well-labs.com

INTENDED USE:

The products prepared by Wellington Laboratories Inc. are for laboratory use only. This certified reference material (CRM) was designed to be used as a standard for the identification and/or quantification of the specific chemical compound it contains.

HAZARDS:

This product should only be used by qualified personnel familiar with its potential hazards and trained in the handling of hazardous chemicals. Due care should be exercised to prevent unnecessary human contact or ingestion. All procedures should be carried out in a well-functioning fume hood and suitable gloves, eye protection, and clothing should be worn at all times. Waste should be disposed of according to national and regional regulations. Safety Data Sheets (SDSs) are available upon request.

SYNTHESIS / CHARACTERIZATION:

Where possible, all of our products are synthesized using single-product unambiguous routes. They are then characterized, and their structures and purities confirmed, using a combination of the most relevant techniques, such as NMR, GC/MS, LC/MS/MS, SFC/UV/MS/MS, x-ray crystallography, and melting point. Isotopic purities of mass-labelled compounds are also confirmed using HRGC/HRMS and/or LC/MS/MS.

HOMOGENEITY:

Prior to solution preparation, crystalline material is tested for homogeneity using a variety of techniques (as stated above) and its solubility in a given diluent is taken into consideration. Duplicate solutions of a new product are prepared from the same crystalline lot and, after the addition of an appropriate internal standard, they are compared by GC/MS, LC/MS/MS and/or SFC/UV/MS/MS. The relative response factors of the analyte of interest in each solution are required to be <5% RSD. New solution lots of existing products are compared to older lots in the same manner, which further confirms the homogeneity of the crystalline material as well as the stability and homogeneity of the solutions in the storage containers.

UNCERTAINTY:

The maximum combined relative standard uncertainty of our reference standard solutions is calculated using the following equation:

The combined relative standard uncertainty, $u_c(y)$, of a value y and the uncertainty of the independent parameters $x_1, x_2, \ldots x_n$ on which it depends is:

$$u_c(y(x_1, x_2, \ldots x_n)) = \sqrt{\sum_{i=1}^{n} u(y, x_i)^2}$$

where x is expressed as a relative standard uncertainty of the individual parameter.

The individual uncertainties taken into account include those associated with weights (calibration of the balance) and volumes (calibration of the volumetric glassware). An expanded maximum combined percent relative uncertainty of ±5% (calculated with a coverage factor of 2 and a level of confidence of 95%) is stated on the Certificate of Analysis for all of our products.

TRACEABILITY:

All reference standard solutions are traceable to specific crystalline lots. The microbalances used for solution preparation are regularly tested by an external ISO/IEC 17025 accredited calibration company. In addition, their calibration is verified prior to each weighing using NIST and/or NRC traceable external weights. All volumetric glassware used is of Class A tolerance and has been tested according to the appropriate ASTM procedures, which are ultimately traceable to NIST. For certain products, traceability to international interlaboratory studies has also been established.

EXPIRY DATE / PERIOD OF VALIDITY:

Ongoing stability studies of this product have demonstrated stability in its composition and concentration, until the specified expiry date, in the unopened ampoule. Monitoring for any degradation or change in concentration of the listed analyte(s) is performed on a routine basis.

LIMITED WARRANTY:

At the time of shipment, all products are warranted to be free of defects in material and workmanship and to conform to the stated technical and purity specifications.

QUALITY MANAGEMENT:

This product was produced using a Quality Management System registered to the latest versions of ISO 9001 by SAI Global, ISO/IEC 17025 by the Canadian Association for Laboratory Accreditation Inc. (CALA; A 1226), and ISO GUIDE 34 by ANSI-ASQ National Accreditation Board (ANAB; AR-1523).

CALA Testing Accreditation No. A 1226

ANAB ACCREDITED ISO 17034 REFERENCE MATERIAL PRODUCER

For additional information or assistance concerning this or any other products from Wellington Laboratories Inc., please visit our website at www.well-labs.com or contact us directly at info@well-labs.com

Figure 1: **M2PFHxDA; LC/MS Data (TIC and Mass Spectrum)**

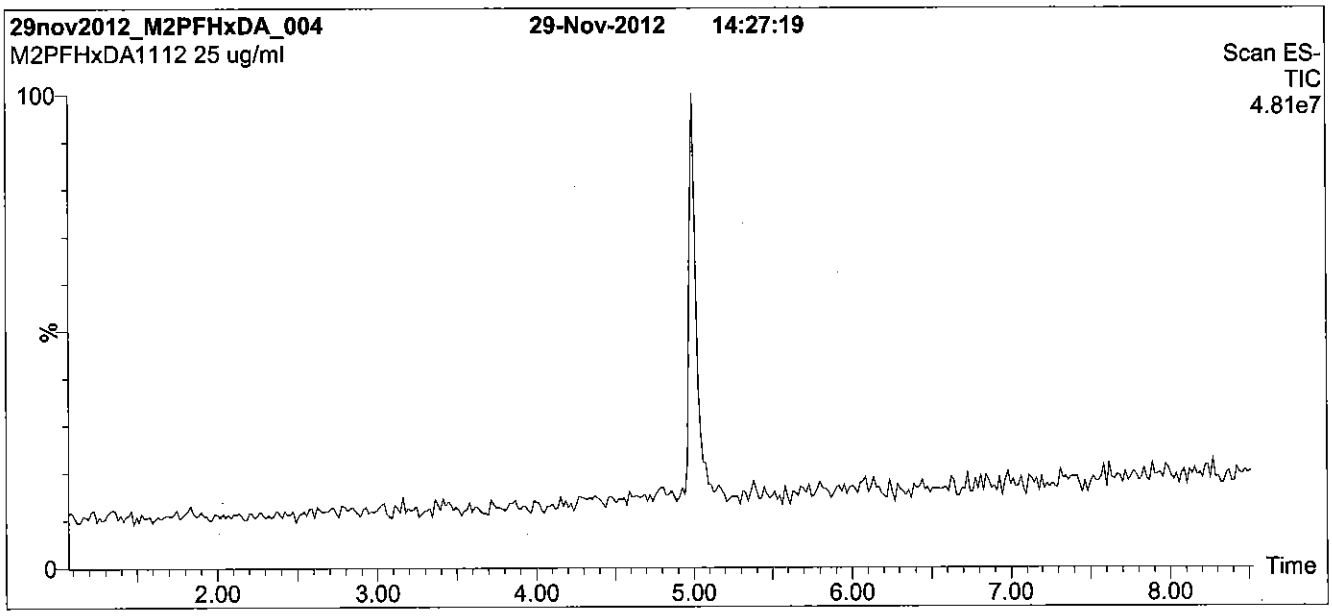

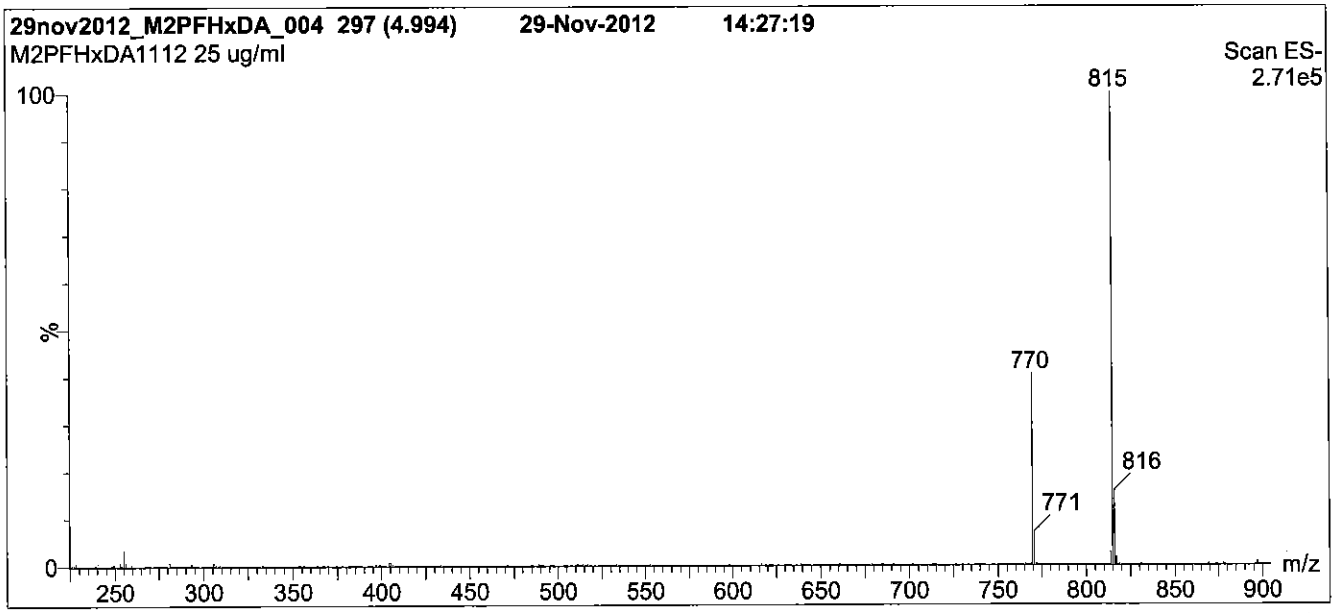

Conditions for Figure 1:

LC: **Waters Acquity Ultra Performance LC**
MS: **Micromass Quattro *micro* API MS**

Chromatographic Conditions

Column: Acquity UPLC BEH Shield RP_{18}
1.7 µm, 2.1 x 100 mm

Mobile phase: Gradient
Start: 60% (80:20 MeOH:ACN) / 40% H_2O
(both with 10 mM NH_4OAc buffer)
Ramp to 100% organic over 7 min and hold for 1.5 min
before returning to initial conditions in 0.5 min.
Time: 10 min

Flow: 300 µl/min

MS Parameters

Experiment: Full Scan (225 - 1200 amu)

Source: Electrospray (negative)
Capillary Voltage (kV) = 2.00
Cone Voltage (V) = 25.00
Cone Gas Flow (l/hr) = 60
Desolvation Gas Flow (l/hr) = 750

Figure 2: **M2PFHxDA; LC/MS/MS Data (Selected MRM Transitions)**

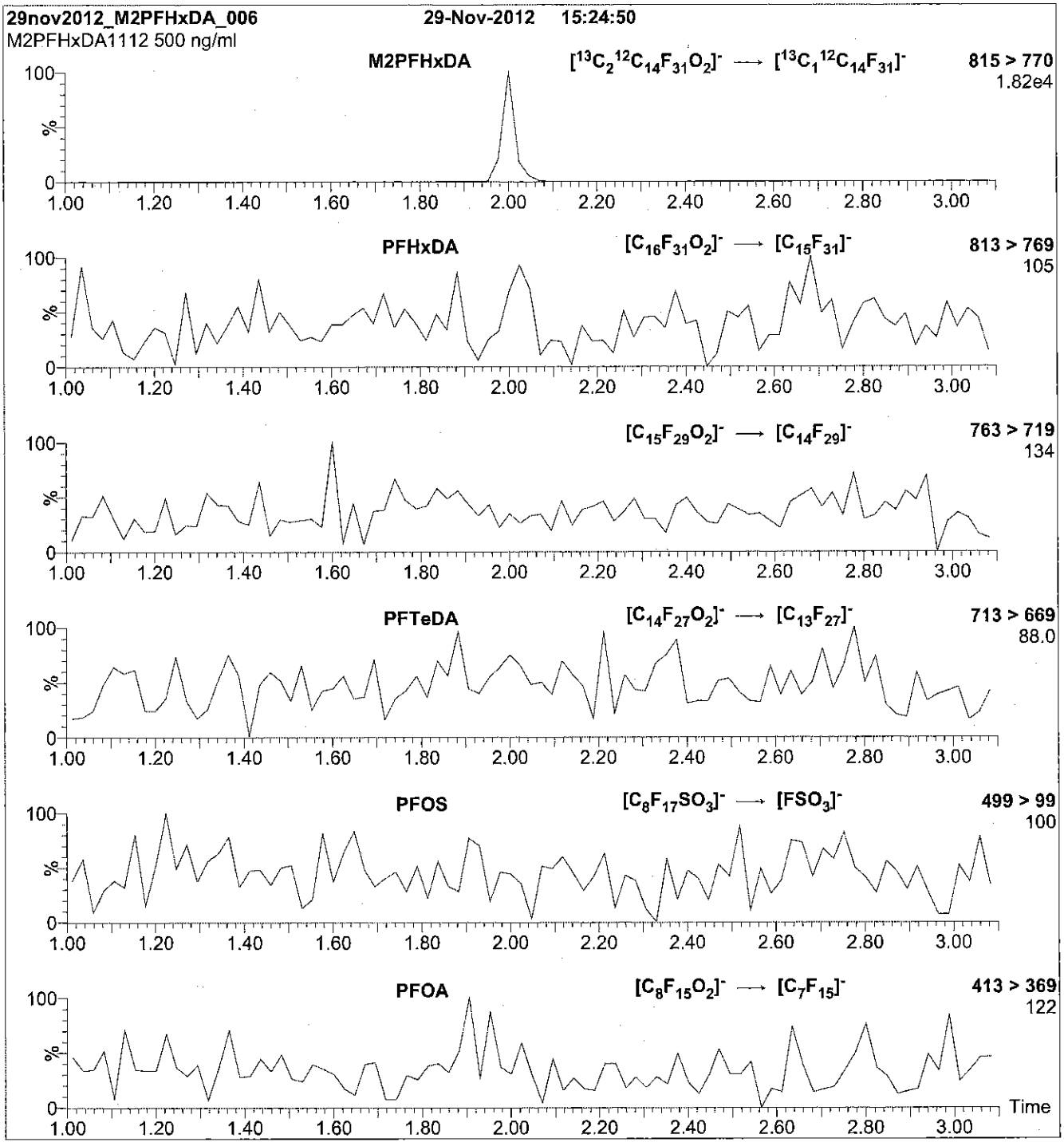

Conditions for Figure 2:

Injection: Direct loop injection
10 µl (500 ng/ml M2PFHxDA)

Mobile phase: Isocratic 80% (80:20 MeOH:ACN) / 20% H_2O
(both with 10 mM NH_4OAc buffer)

Flow: 300 µl/min

MS Parameters

Collision Gas (mbar) = 3.39e-3
Collision Energy (eV) = 15

Reagent

LCM2PFHxDA_00004

591157
ID: LCM2PFHxDA_00004
Exp: 01/07/21 Prpd: CBW
13C2-PFHxDA at 50ug/mL

R: 3/3/16 CBW

WELLINGTON LABORATORIES

CERTIFICATE OF ANALYSIS
DOCUMENTATION

PRODUCT CODE: M2PFHxDA
LOT NUMBER: M2PFHxDA1112
COMPOUND: Perfluoro-n-[1,2-$^{13}C_2$]hexadecanoic acid

STRUCTURE:
CAS #: Not available

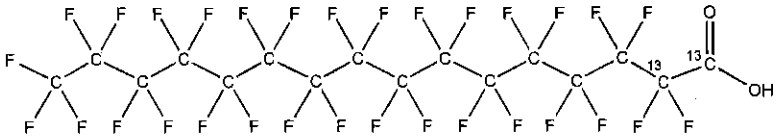

MOLECULAR FORMULA: $^{13}C_2{}^{12}C_{14}HF_{31}O_2$
MOLECULAR WEIGHT: 816.11
CONCENTRATION: 50 ± 2.5 µg/ml
SOLVENT(S): Methanol
Water (<1%)
CHEMICAL PURITY: >98%
ISOTOPIC PURITY: ≥99% ^{13}C ($1,2\text{-}^{13}C_2$)
LAST TESTED: (mm/dd/yyyy) 01/07/2016
EXPIRY DATE: (mm/dd/yyyy) 01/07/2021
RECOMMENDED STORAGE: Store ampoule in a cool, dark place

DOCUMENTATION/ DATA ATTACHED:

Figure 1: LC/MS Data (TIC and Mass Spectrum)
Figure 2: LC/MS/MS Data (Selected MRM Transitions)

ADDITIONAL INFORMATION:

- See page 2 for further details.
- Contains 4 mole eq. of NaOH to prevent conversion of the carboxylic acid to the methyl ester.
- Contains ~ 0.3% of native perfluoro-n-hexadecanoic acid.

FOR LABORATORY USE ONLY: NOT FOR HUMAN OR DRUG USE

Certified By: B.G. Chittim **Date:** 01/11/2016 (mm/dd/yyyy)

Wellington Laboratories Inc., 345 Southgate Dr. Guelph ON N1G 3M5 CANADA
519-822-2436 • Fax: 519-822-2849 • info@well-labs.com

INTENDED USE:

The products prepared by Wellington Laboratories Inc. are for laboratory use only. This certified reference material (CRM) was designed to be used as a standard for the identification and/or quantification of the specific chemical compound it contains.

HAZARDS:

This product should only be used by qualified personnel familiar with its potential hazards and trained in the handling of hazardous chemicals. Due care should be exercised to prevent unnecessary human contact or ingestion. All procedures should be carried out in a well-functioning fume hood and suitable gloves, eye protection, and clothing should be worn at all times. Waste should be disposed of according to national and regional regulations. Safety Data Sheets (SDSs) are available upon request.

SYNTHESIS / CHARACTERIZATION:

Where possible, all of our products are synthesized using single-product unambiguous routes. They are then characterized, and their structures and purities confirmed, using a combination of the most relevant techniques, such as NMR, GC/MS, LC/MS/MS, SFC/UV/MS/MS, x-ray crystallography, and melting point. Isotopic purities of mass-labelled compounds are also confirmed using HRGC/HRMS and/or LC/MS/MS.

HOMOGENEITY:

Prior to solution preparation, crystalline material is tested for homogeneity using a variety of techniques (as stated above) and its solubility in a given diluent is taken into consideration. Duplicate solutions of a new product are prepared from the same crystalline lot and, after the addition of an appropriate internal standard, they are compared by GC/MS, LC/MS/MS and/or SFC/UV/MS/MS. The relative response factors of the analyte of interest in each solution are required to be <5% RSD. New solution lots of existing products are compared to older lots in the same manner, which further confirms the homogeneity of the crystalline material as well as the stability and homogeneity of the solutions in the storage containers.

UNCERTAINTY:

The maximum combined relative standard uncertainty of our reference standard solutions is calculated using the following equation:

The combined relative standard uncertainty, $u_c(y)$, of a value y and the uncertainty of the independent parameters $x_1, x_2, \ldots x_n$ on which it depends is:

$$u_c(y(x_1, x_2, \ldots x_n)) = \sqrt{\sum_{i=1}^{n} u(y, x_i)^2}$$

where x is expressed as a relative standard uncertainty of the individual parameter.

The individual uncertainties taken into account include those associated with weights (calibration of the balance) and volumes (calibration of the volumetric glassware). An expanded maximum combined percent relative uncertainty of ±5% (calculated with a coverage factor of 2 and a level of confidence of 95%) is stated on the Certificate of Analysis for all of our products.

TRACEABILITY:

All reference standard solutions are traceable to specific crystalline lots. The microbalances used for solution preparation are regularly tested by an external ISO/IEC 17025 accredited calibration company. In addition, their calibration is verified prior to each weighing using NIST and/or NRC traceable external weights. All volumetric glassware used is of Class A tolerance and has been tested according to the appropriate ASTM procedures, which are ultimately traceable to NIST. For certain products, traceability to international interlaboratory studies has also been established.

EXPIRY DATE / PERIOD OF VALIDITY:

Ongoing stability studies of this product have demonstrated stability in its composition and concentration, until the specified expiry date, in the unopened ampoule. Monitoring for any degradation or change in concentration of the listed analyte(s) is performed on a routine basis.

LIMITED WARRANTY:

At the time of shipment, all products are warranted to be free of defects in material and workmanship and to conform to the stated technical and purity specifications.

QUALITY MANAGEMENT:

This product was produced using a Quality Management System registered to the latest versions of ISO 9001 by SAI Global, ISO/IEC 17025 by the Canadian Association for Laboratory Accreditation Inc. (CALA; A 1226), and ISO GUIDE 34 by ANSI-ASQ National Accreditation Board (ANAB; AR-1523).

CALA Testing Accreditation No.: A1226

ANAB ACCREDITED ISO 17034 REFERENCE MATERIAL PRODUCER

For additional information or assistance concerning this or any other products from Wellington Laboratories Inc., please visit our website at www.well-labs.com or contact us directly at info@well-labs.com

Figure 1: **M2PFHxDA; LC/MS Data (TIC and Mass Spectrum)**

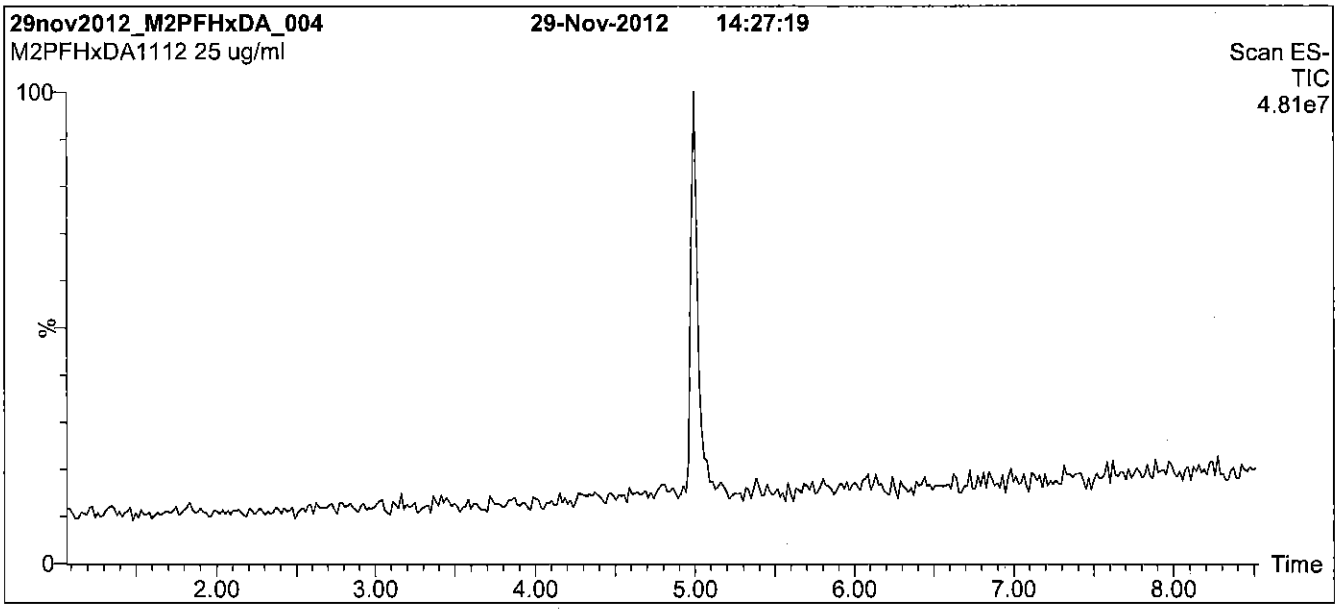

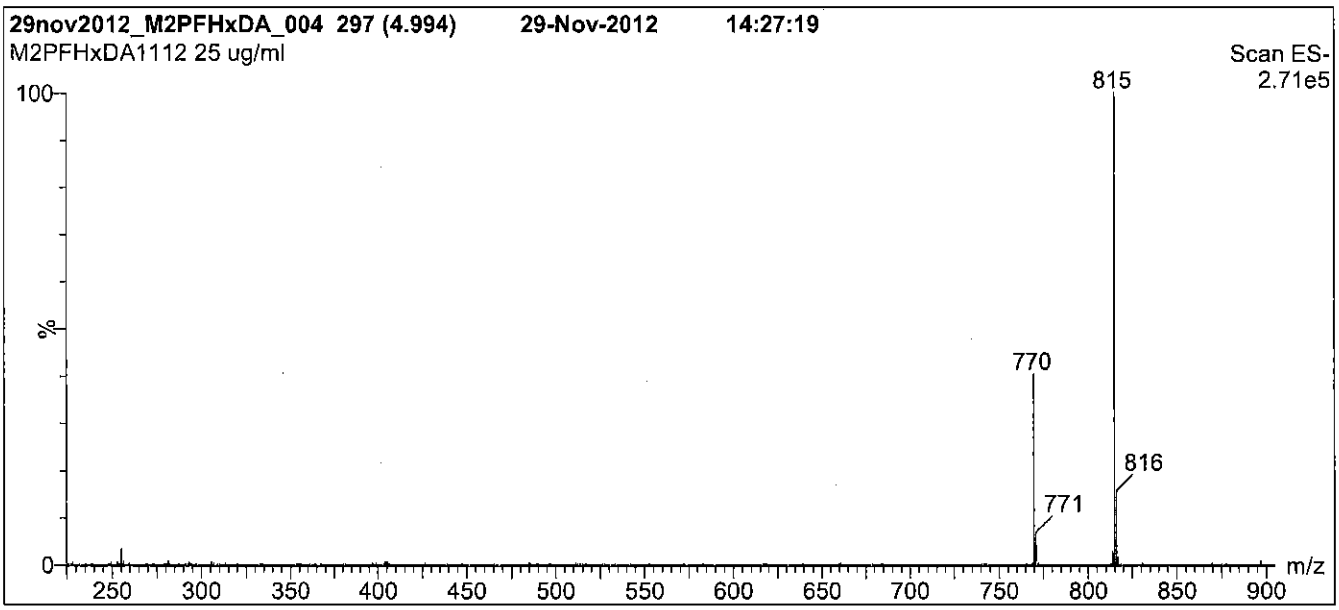

Conditions for Figure 1:

LC: **Waters Acquity Ultra Performance LC**
MS: **Micromass Quattro *micro* API MS**

Chromatographic Conditions

Column: Acquity UPLC BEH Shield RP_{18}
1.7 µm, 2.1 x 100 mm

Mobile phase: Gradient
Start: 60% (80:20 MeOH:ACN) / 40% H_2O
(both with 10 mM NH_4OAc buffer)
Ramp to 100% organic over 7 min and hold for 1.5 min before returning to initial conditions in 0.5 min.
Time: 10 min

Flow: 300 µl/min

MS Parameters

Experiment: Full Scan (225 - 1200 amu)

Source: Electrospray (negative)
Capillary Voltage (kV) = 2.00
Cone Voltage (V) = 25.00
Cone Gas Flow (l/hr) = 60
Desolvation Gas Flow (l/hr) = 750

Figure 2: **M2PFHxDA; LC/MS/MS Data (Selected MRM Transitions)**

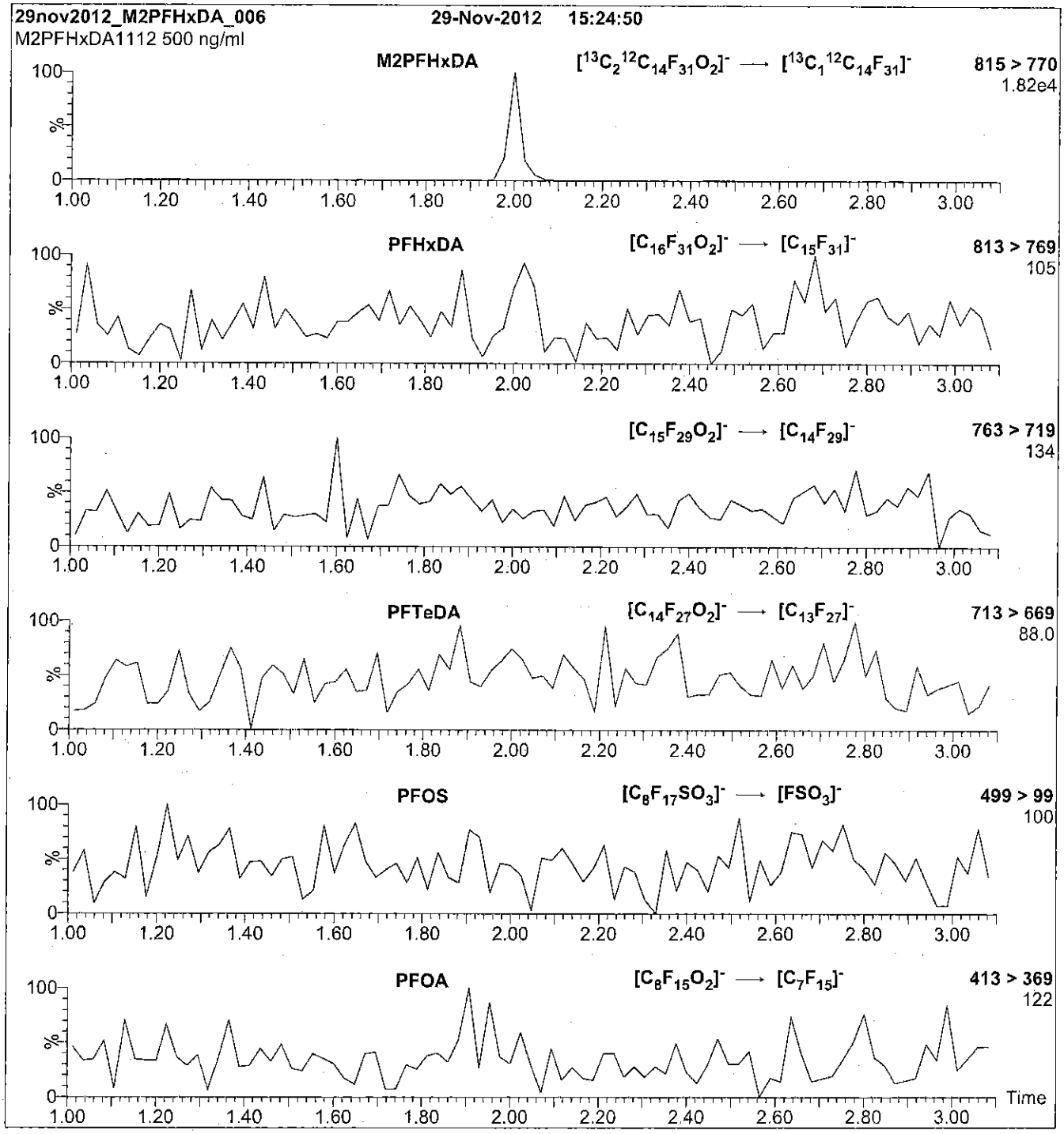

Conditions for Figure 2:

Injection: Direct loop injection
10 µl (500 ng/ml M2PFHxDA)

Mobile phase: Isocratic 80% (80:20 MeOH:ACN) / 20% H_2O
(both with 10 mM NH_4OAc buffer)

Flow: 300 µl/min

MS Parameters

Collision Gas (mbar) = 3.39e-3
Collision Energy (eV) = 15

Reagent

LCM2PFHxDA_00005

609709
ID: LCM2PFHxDA_00005
Exp: 01/07/21 Prpd: CBW
13C2-PFHxDA at 50ug/mL

R 4/7/16 CBW

WELLINGTON LABORATORIES

CERTIFICATE OF ANALYSIS
DOCUMENTATION

PRODUCT CODE: M2PFHxDA
COMPOUND: Perfluoro-n-[1,2-$^{13}C_2$]hexadecanoic acid

LOT NUMBER: M2PFHxDA1112

STRUCTURE:

CAS #: Not available

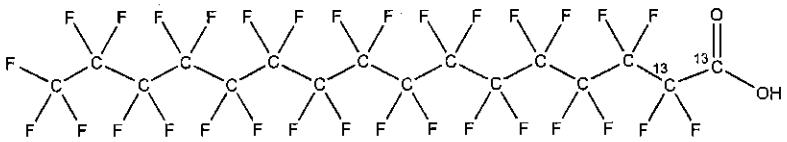

MOLECULAR FORMULA:	$^{13}C_2{}^{12}C_{14}HF_{31}O_2$	**MOLECULAR WEIGHT:**	816.11
CONCENTRATION:	50 ± 2.5 µg/ml	**SOLVENT(S):**	Methanol Water (<1%)
CHEMICAL PURITY:	>98%	**ISOTOPIC PURITY:**	≥99% ^{13}C ($1,2\text{-}^{13}C_2$)
LAST TESTED: (mm/dd/yyyy)	01/07/2016		
EXPIRY DATE: (mm/dd/yyyy)	01/07/2021		
RECOMMENDED STORAGE:	Store ampoule in a cool, dark place		

DOCUMENTATION/ DATA ATTACHED:

Figure 1: LC/MS Data (TIC and Mass Spectrum)
Figure 2: LC/MS/MS Data (Selected MRM Transitions)

ADDITIONAL INFORMATION:

- See page 2 for further details.
- Contains 4 mole eq. of NaOH to prevent conversion of the carboxylic acid to the methyl ester.
- Contains ~ 0.3% of native perfluoro-n-hexadecanoic acid.

FOR LABORATORY USE ONLY: NOT FOR HUMAN OR DRUG USE

Certified By: B.G. Chittim **Date:** 01/11/2016 (mm/dd/yyyy)

Wellington Laboratories Inc., 345 Southgate Dr. Guelph ON N1G 3M5 CANADA
519-822-2436 • Fax: 519-822-2849 • info@well-labs.com

INTENDED USE:

The products prepared by Wellington Laboratories Inc. are for laboratory use only. This certified reference material (CRM) was designed to be used as a standard for the identification and/or quantification of the specific chemical compound it contains.

HAZARDS:

This product should only be used by qualified personnel familiar with its potential hazards and trained in the handling of hazardous chemicals. Due care should be exercised to prevent unnecessary human contact or ingestion. All procedures should be carried out in a well-functioning fume hood and suitable gloves, eye protection, and clothing should be worn at all times. Waste should be disposed of according to national and regional regulations. Safety Data Sheets (SDSs) are available upon request.

SYNTHESIS / CHARACTERIZATION:

Where possible, all of our products are synthesized using single-product unambiguous routes. They are then characterized, and their structures and purities confirmed, using a combination of the most relevant techniques, such as NMR, GC/MS, LC/MS/MS, SFC/UV/MS/MS, x-ray crystallography, and melting point. Isotopic purities of mass-labelled compounds are also confirmed using HRGC/HRMS and/or LC/MS/MS.

HOMOGENEITY:

Prior to solution preparation, crystalline material is tested for homogeneity using a variety of techniques (as stated above) and its solubility in a given diluent is taken into consideration. Duplicate solutions of a new product are prepared from the same crystalline lot and, after the addition of an appropriate internal standard, they are compared by GC/MS, LC/MS/MS and/or SFC/UV/MS/MS. The relative response factors of the analyte of interest in each solution are required to be <5% RSD. New solution lots of existing products are compared to older lots in the same manner, which further confirms the homogeneity of the crystalline material as well as the stability and homogeneity of the solutions in the storage containers.

UNCERTAINTY:

The maximum combined relative standard uncertainty of our reference standard solutions is calculated using the following equation:

The combined relative standard uncertainty, $u_c(y)$, of a value y and the uncertainty of the independent parameters $x_1, x_2, \ldots x_n$ on which it depends is:

$$u_c(y(x_1, x_2, \ldots x_n)) = \sqrt{\sum_{i=1}^{n} u(y, x_i)^2}$$

where x is expressed as a relative standard uncertainty of the individual parameter.

The individual uncertainties taken into account include those associated with weights (calibration of the balance) and volumes (calibration of the volumetric glassware). An expanded maximum combined percent relative uncertainty of ±5% (calculated with a coverage factor of 2 and a level of confidence of 95%) is stated on the Certificate of Analysis for all of our products.

TRACEABILITY:

All reference standard solutions are traceable to specific crystalline lots. The microbalances used for solution preparation are regularly tested by an external ISO/IEC 17025 accredited calibration company. In addition, their calibration is verified prior to each weighing using NIST and/or NRC traceable external weights. All volumetric glassware used is of Class A tolerance and has been tested according to the appropriate ASTM procedures, which are ultimately traceable to NIST. For certain products, traceability to international interlaboratory studies has also been established.

EXPIRY DATE / PERIOD OF VALIDITY:

Ongoing stability studies of this product have demonstrated stability in its composition and concentration, until the specified expiry date, in the unopened ampoule. Monitoring for any degradation or change in concentration of the listed analyte(s) is performed on a routine basis.

LIMITED WARRANTY:

At the time of shipment, all products are warranted to be free of defects in material and workmanship and to conform to the stated technical and purity specifications.

QUALITY MANAGEMENT:

This product was produced using a Quality Management System registered to the latest versions of ISO 9001 by SAI Global, ISO/IEC 17025 by the Canadian Association for Laboratory Accreditation Inc. (CALA; A 1226), and ISO GUIDE 34 by ANSI-ASQ National Accreditation Board (ANAB; AR-1523).

CALA Testing Accreditation No. A1226

ANAB ACCREDITED REFERENCE MATERIAL PRODUCER

For additional information or assistance concerning this or any other products from Wellington Laboratories Inc., please visit our website at www.well-labs.com or contact us directly at info@well-labs.com

Figure 1: **M2PFHxDA; LC/MS Data (TIC and Mass Spectrum)**

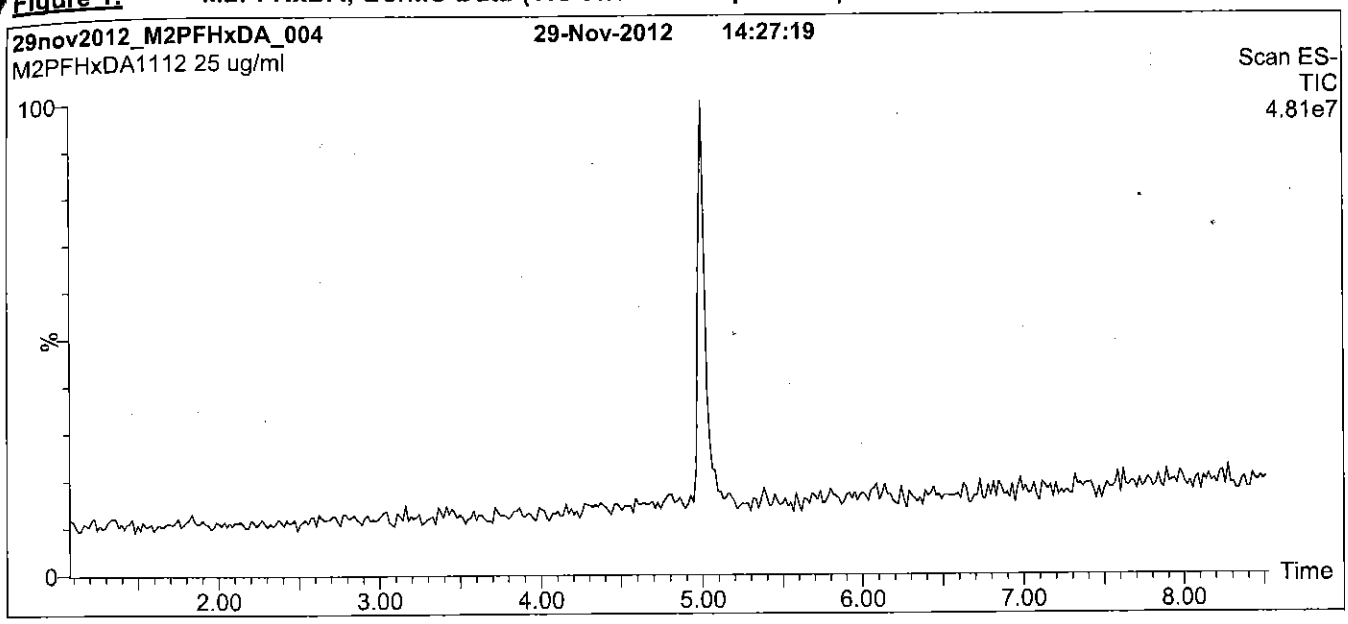

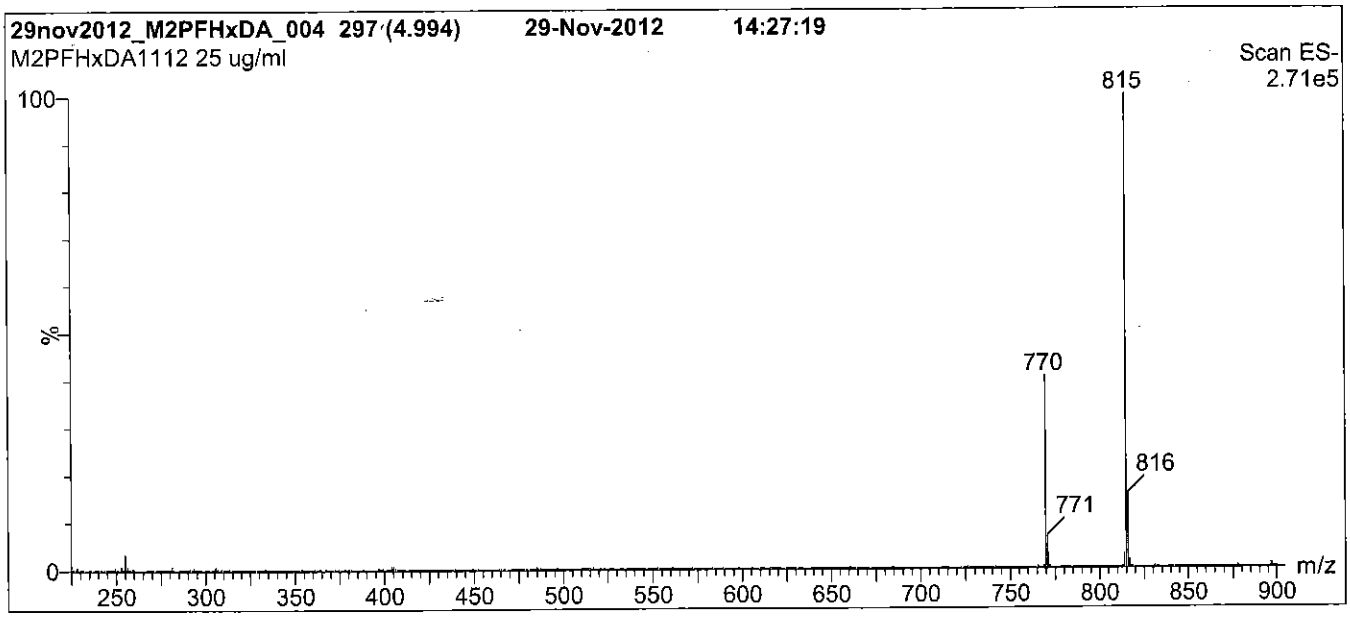

Conditions for Figure 1:

LC: **Waters Acquity Ultra Performance LC**
MS: **Micromass Quattro *micro* API MS**

Chromatographic Conditions

Column: Acquity UPLC BEH Shield RP_{18}
1.7 µm, 2.1 x 100 mm

Mobile phase: Gradient
Start: 60% (80:20 MeOH:ACN) / 40% H_2O
(both with 10 mM NH_4OAc buffer)
Ramp to 100% organic over 7 min and hold for 1.5 min before returning to initial conditions in 0.5 min.
Time: 10 min

Flow: 300 µl/min

MS Parameters

Experiment: Full Scan (225 - 1200 amu)

Source: Electrospray (negative)
Capillary Voltage (kV) = 2.00
Cone Voltage (V) = 25.00
Cone Gas Flow (l/hr) = 60
Desolvation Gas Flow (l/hr) = 750

Figure 2: **M2PFHxDA; LC/MS/MS Data (Selected MRM Transitions)**

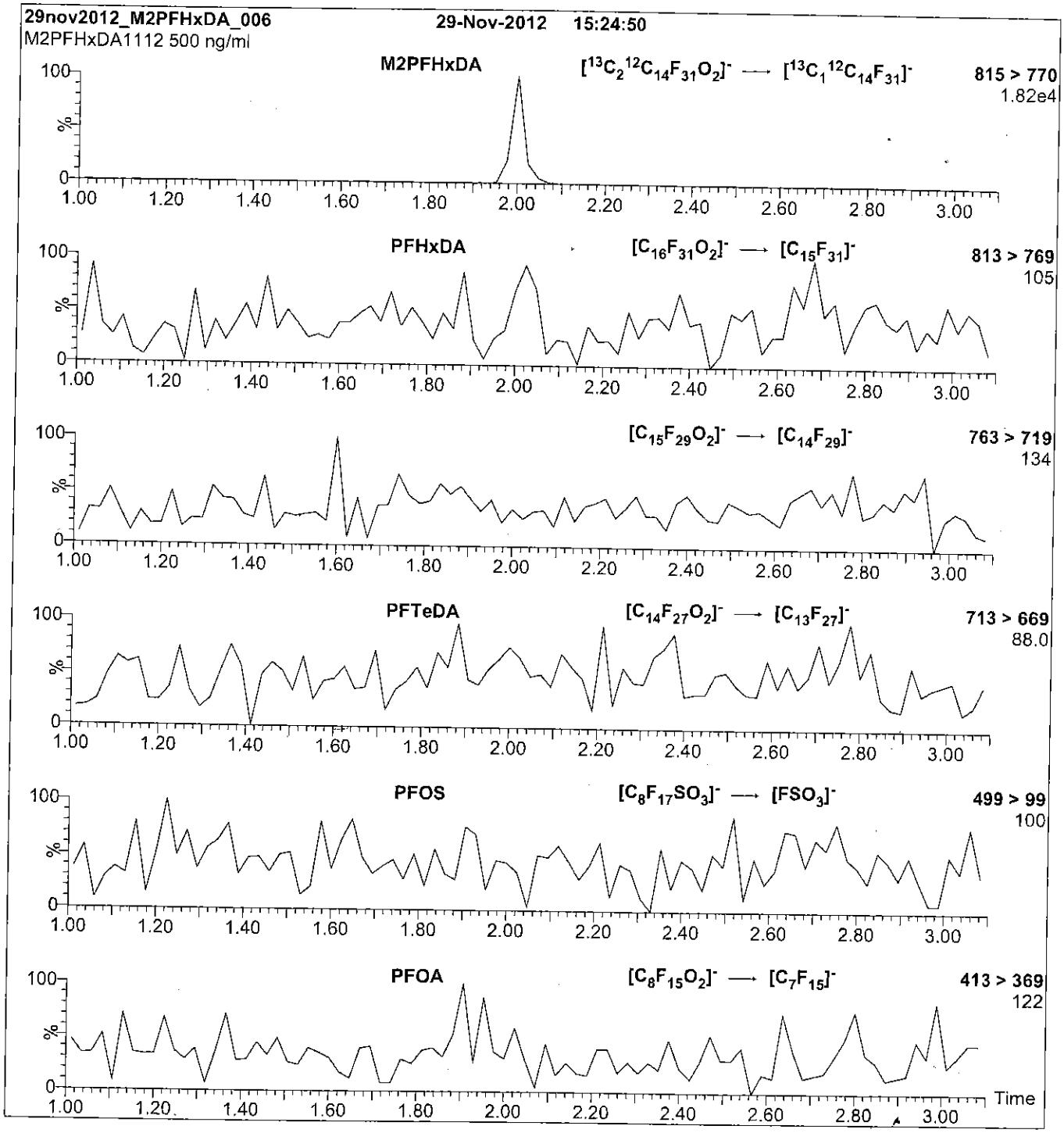

Conditions for Figure 2:

Injection:	Direct loop injection 10 µl (500 ng/ml M2PFHxDA)
Mobile phase:	Isocratic 80% (80:20 MeOH:ACN) / 20% H_2O (both with 10 mM NH_4OAc buffer)
Flow:	300 µl/min

MS Parameters

Collision Gas (mbar) = 3.39e-3
Collision Energy (eV) = 15

Reagent

LCM2PFTeDA_00003

r: 12/9/15 SEW

WELLINGTON LABORATORIES

CERTIFICATE OF ANALYSIS
DOCUMENTATION

PRODUCT CODE: M2PFTeDA

LOT NUMBER: M2PFTeDA1112

COMPOUND: Perfluoro-n-[1,2-$^{13}C_2$]tetradecanoic acid

STRUCTURE:

CAS #: Not available

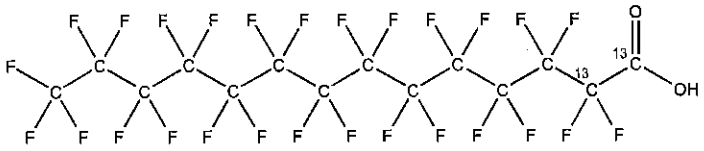

MOLECULAR FORMULA: $^{13}C_2{}^{12}C_{12}HF_{27}O_2$

MOLECULAR WEIGHT: 716.10

CONCENTRATION: 50 ± 2.5 µg/ml

SOLVENT(S): Methanol
Water (<1%)

CHEMICAL PURITY: >98%

ISOTOPIC PURITY: ≥99% ^{13}C (1,2-$^{13}C_2$)

LAST TESTED: (mm/dd/yyyy) 11/29/2012

EXPIRY DATE: (mm/dd/yyyy) 11/29/2017

RECOMMENDED STORAGE: Store ampoule in a cool, dark place

DOCUMENTATION/ DATA ATTACHED:

Figure 1: LC/MS Data (TIC and Mass Spectrum)
Figure 2: LC/MS/MS Data (Selected MRM Transitions)

ADDITIONAL INFORMATION:

- See page 2 for further details.
- Contains 4 mole eq. of NaOH to prevent conversion of the carboxylic acid to the methyl ester.

FOR LABORATORY USE ONLY: NOT FOR HUMAN OR DRUG USE

Certified By: B.G. Chittim

Date: 04/01/2015 (mm/dd/yyyy)

Wellington Laboratories Inc., 345 Southgate Dr. Guelph ON N1G 3M5 CANADA
519-822-2436 • Fax: 519-822-2849 • info@well-labs.com

INTENDED USE:

The products prepared by Wellington Laboratories Inc. are for laboratory use only. This certified reference material (CRM) was designed to be used as a standard for the identification and/or quantification of the specific chemical compound it contains.

HAZARDS:

This product should only be used by qualified personnel familiar with its potential hazards and trained in the handling of hazardous chemicals. Due care should be exercised to prevent unnecessary human contact or ingestion. All procedures should be carried out in a well-functioning fume hood and suitable gloves, eye protection, and clothing should be worn at all times. Waste should be disposed of according to national and regional regulations. Safety Data Sheets (SDSs) are available upon request.

SYNTHESIS / CHARACTERIZATION:

Where possible, all of our products are synthesized using single-product unambiguous routes. They are then characterized, and their structures and purities confirmed, using a combination of the most relevant techniques, such as NMR, GC/MS, LC/MS/MS, SFC/UV/MS/MS, x-ray crystallography, and melting point. Isotopic purities of mass-labelled compounds are also confirmed using HRGC/HRMS and/or LC/MS/MS.

HOMOGENEITY:

Prior to solution preparation, crystalline material is tested for homogeneity using a variety of techniques (as stated above) and its solubility in a given diluent is taken into consideration. Duplicate solutions of a new product are prepared from the same crystalline lot and, after the addition of an appropriate internal standard, they are compared by GC/MS, LC/MS/MS and/or SFC/UV/MS/MS. The relative response factors of the analyte of interest in each solution are required to be <5% RSD. New solution lots of existing products are compared to older lots in the same manner, which further confirms the homogeneity of the crystalline material as well as the stability and homogeneity of the solutions in the storage containers.

UNCERTAINTY:

The maximum combined relative standard uncertainty of our reference standard solutions is calculated using the following equation:

The combined relative standard uncertainty, $u_c(y)$, of a value y and the uncertainty of the independent parameters x_1, x_2,...x_n on which it depends is:

$$u_c(y(x_1, x_2, \ldots x_n)) = \sqrt{\sum_{i=1}^{n} u(y, x_i)^2}$$

where x is expressed as a relative standard uncertainty of the individual parameter.

The individual uncertainties taken into account include those associated with weights (calibration of the balance) and volumes (calibration of the volumetric glassware). An expanded maximum combined percent relative uncertainty of ±5% (calculated with a coverage factor of 2 and a level of confidence of 95%) is stated on the Certificate of Analysis for all of our products.

TRACEABILITY:

All reference standard solutions are traceable to specific crystalline lots. The microbalances used for solution preparation are regularly tested by an external ISO/IEC 17025 accredited calibration company. In addition, their calibration is verified prior to each weighing using NIST and/or NRC traceable external weights. All volumetric glassware used is of Class A tolerance and has been tested according to the appropriate ASTM procedures, which are ultimately traceable to NIST. For certain products, traceability to international interlaboratory studies has also been established.

EXPIRY DATE / PERIOD OF VALIDITY:

Ongoing stability studies of this product have demonstrated stability in its composition and concentration, until the specified expiry date, in the unopened ampoule. Monitoring for any degradation or change in concentration of the listed analyte(s) is performed on a routine basis.

LIMITED WARRANTY:

At the time of shipment, all products are warranted to be free of defects in material and workmanship and to conform to the stated technical and purity specifications.

QUALITY MANAGEMENT:

This product was produced using a Quality Management System registered to the latest versions of ISO 9001 by SAI Global, ISO/IEC 17025 by the Canadian Association for Laboratory Accreditation Inc. (CALA; A 1226), and ISO GUIDE 34 by ANSI-ASQ National Accreditation Board (ANAB; AR-1523).

CALA Testing Accreditation No. A 1226

ANAB ACCREDITED ISO GUIDE 34 REFERENCE MATERIAL PRODUCER

For additional information or assistance concerning this or any other products from Wellington Laboratories Inc., please visit our website at www.well-labs.com or contact us directly at info@well-labs.com

Figure 1: **M2PFTeDA; LC/MS Data (TIC and Mass Spectrum)**

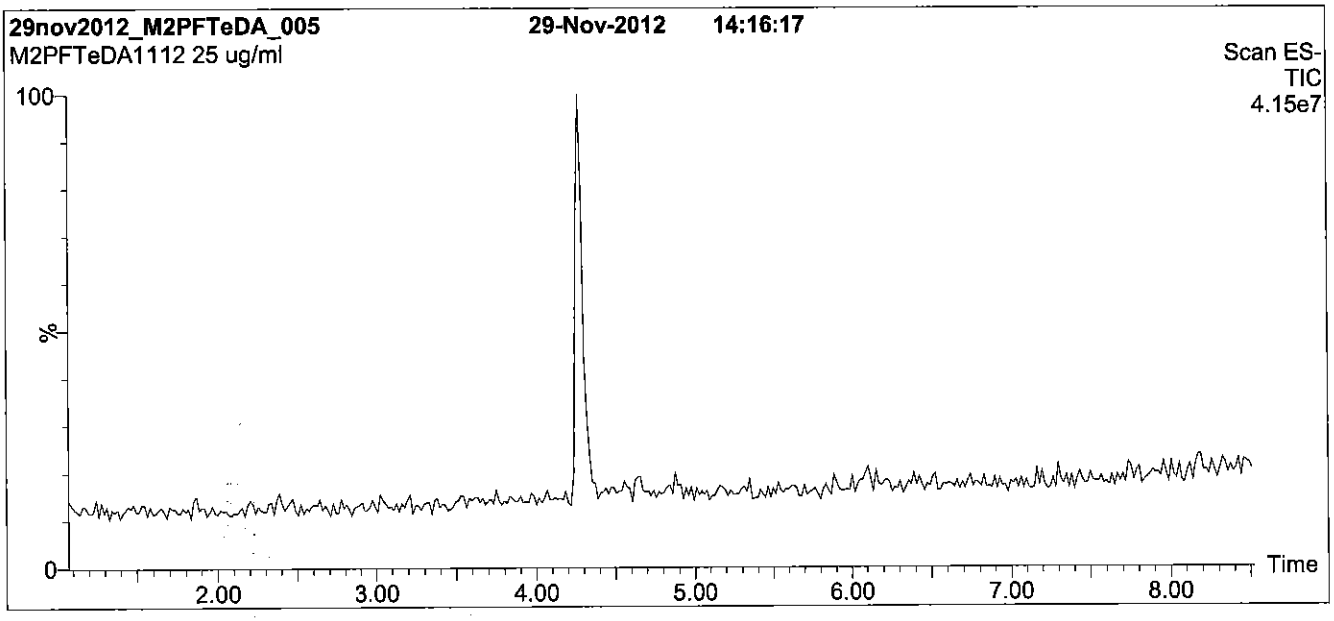

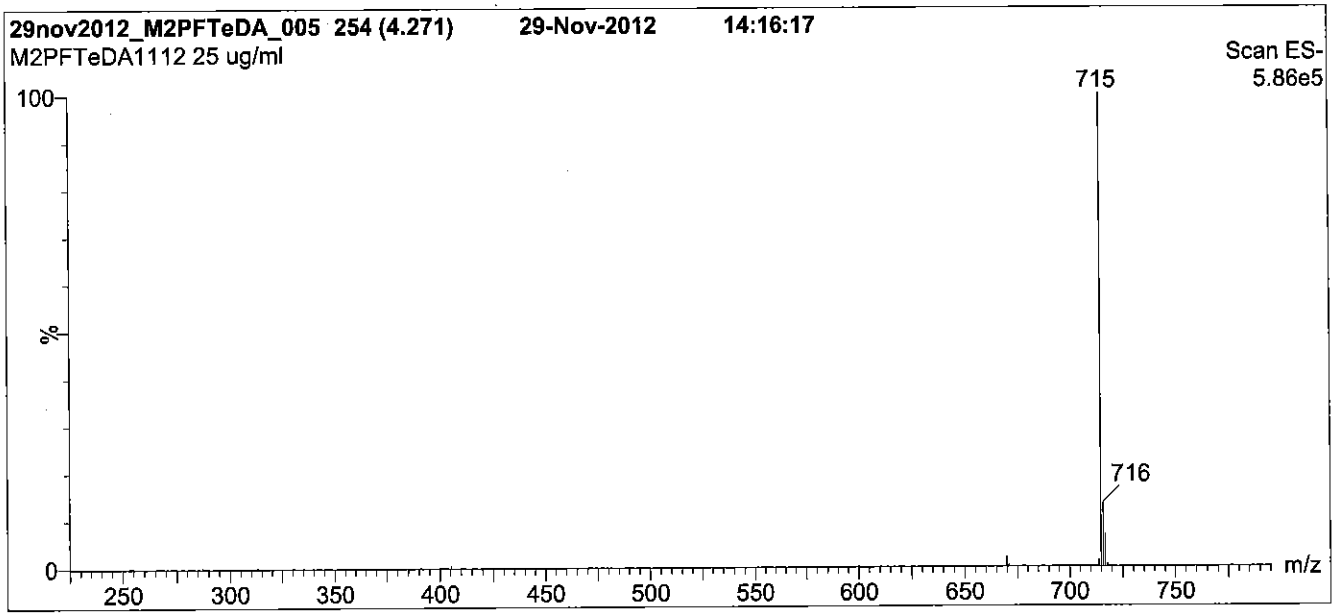

Conditions for Figure 1:

LC: **Waters Acquity Ultra Performance LC**
MS: **Micromass Quattro *micro* API MS**

Chromatographic Conditions

Column: Acquity UPLC BEH Shield RP_{18}
1.7 µm, 2.1 x 100 mm

Mobile phase: Gradient
Start: 60% (80:20 MeOH:ACN) / 40% H_2O
(both with 10 mM NH_4OAc buffer)
Ramp to 100% organic over 7 min and hold for 1.5 min
before returning to initial conditions in 0.5 min.
Time: 10 min

Flow: 300 µl/min

MS Parameters

Experiment: Full Scan (225 - 1200 amu)

Source: Electrospray (negative)
Capillary Voltage (kV) = 2.00
Cone Voltage (V) = 15.00
Cone Gas Flow (l/hr) = 60
Desolvation Gas Flow (l/hr) = 750

Figure 2: **M2PFTeDA; LC/MS/MS Data (Selected MRM Transitions)**

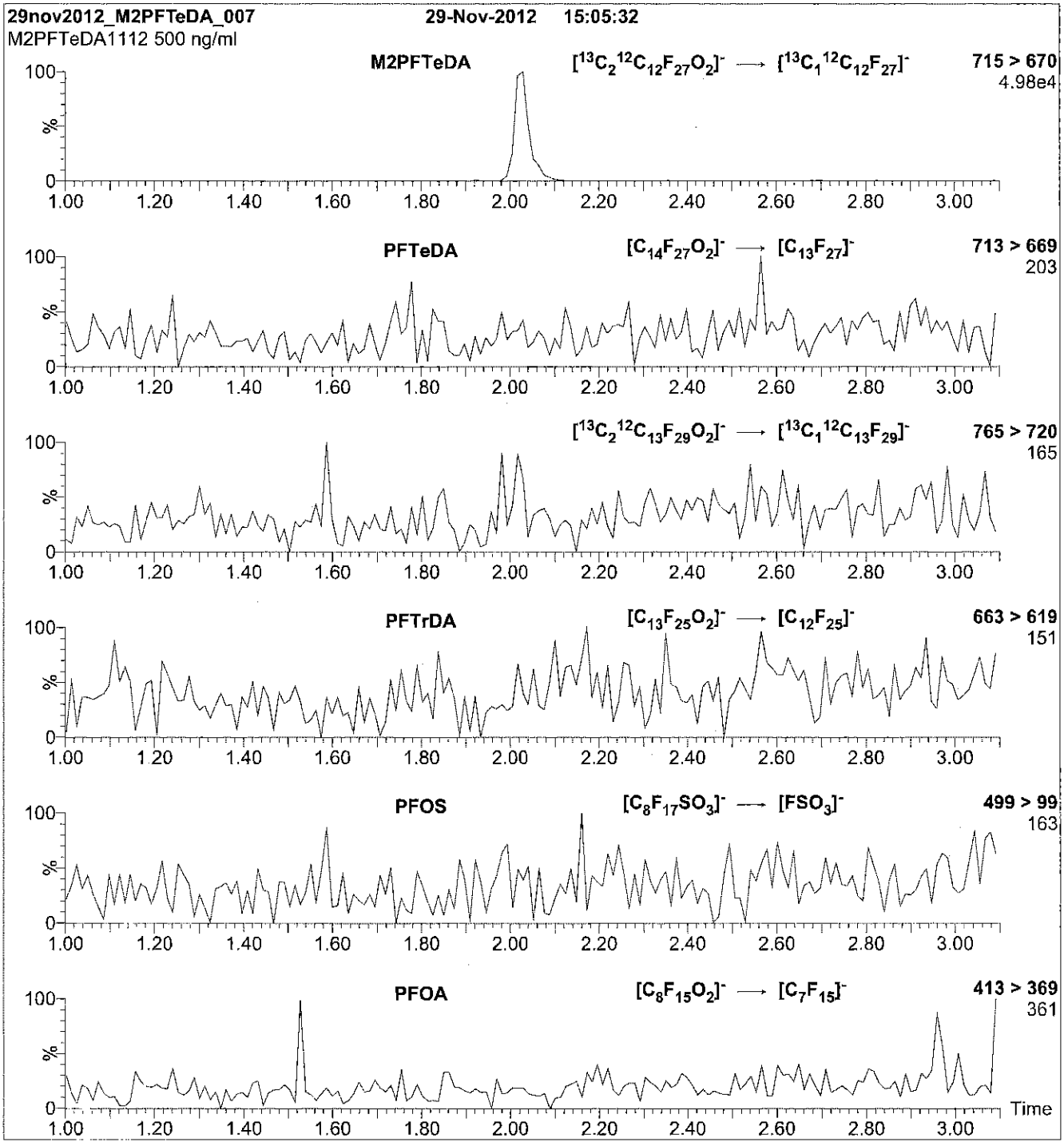

Conditions for Figure 2:

Injection: Direct loop injection
10 µl (500 ng/ml M2PFTeDA)

Mobile phase: Isocratic 80% (80:20 MeOH:ACN) / 20% H_2O
(both with 10 mM NH_4OAc buffer)

Flow: 300 µl/min

MS Parameters

Collision Gas (mbar) = 3.66e-3
Collision Energy (eV) = 14

Reagent

LCM2PFTeDA_00004

591158
ID: LCM2PFTeDA_00004
Exp: 12/07/20 Prpd: CBW
13C2-PFTeDA at 50ug/mL

R: 3/3/16 CBW

WELLINGTON LABORATORIES

CERTIFICATE OF ANALYSIS
DOCUMENTATION

PRODUCT CODE:	M2PFTeDA	**LOT NUMBER:**	M2PFTeDA1115
COMPOUND:	Perfluoro-n-[1,2-$^{13}C_2$]tetradecanoic acid		
STRUCTURE:		**CAS #:**	Not available

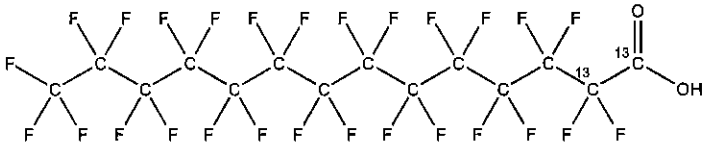

MOLECULAR FORMULA:	$^{13}C_2{}^{12}C_{12}HF_{27}O_2$	**MOLECULAR WEIGHT:**	716.10
CONCENTRATION:	50 ± 2.5 µg/ml	**SOLVENT(S):**	Methanol Water (<1%)
CHEMICAL PURITY:	>98%	**ISOTOPIC PURITY:**	≥99% ^{13}C ($1,2\text{-}^{13}C_2$)
LAST TESTED: (mm/dd/yyyy)	12/07/2015		
EXPIRY DATE: (mm/dd/yyyy)	12/07/2020		
RECOMMENDED STORAGE:	Store ampoule in a cool, dark place		

DOCUMENTATION/ DATA ATTACHED:

Figure 1: LC/MS Data (TIC and Mass Spectrum)
Figure 2: LC/MS/MS Data (Selected MRM Transitions)

ADDITIONAL INFORMATION:

- See page 2 for further details.
- Contains 4 mole eq. of NaOH to prevent conversion of the carboxylic acid to the methyl ester.

FOR LABORATORY USE ONLY: NOT FOR HUMAN OR DRUG USE

Certified By: _____ **Date:** 12/08/2015 (mm/dd/yyyy)
B.G. Chittim

Wellington Laboratories Inc., 345 Southgate Dr. Guelph ON N1G 3M5 CANADA
519-822-2436 • Fax: 519-822-2849 • info@well-labs.com

INTENDED USE:

The products prepared by Wellington Laboratories Inc. are for laboratory use only. This certified reference material (CRM) was designed to be used as a standard for the identification and/or quantification of the specific chemical compound it contains.

HAZARDS:

This product should only be used by qualified personnel familiar with its potential hazards and trained in the handling of hazardous chemicals. Due care should be exercised to prevent unnecessary human contact or ingestion. All procedures should be carried out in a well-functioning fume hood and suitable gloves, eye protection, and clothing should be worn at all times. Waste should be disposed of according to national and regional regulations. Safety Data Sheets (SDSs) are available upon request.

SYNTHESIS / CHARACTERIZATION:

Where possible, all of our products are synthesized using single-product unambiguous routes. They are then characterized, and their structures and purities confirmed, using a combination of the most relevant techniques, such as NMR, GC/MS, LC/MS/MS, SFC/UV/MS/MS, x-ray crystallography, and melting point. Isotopic purities of mass-labelled compounds are also confirmed using HRGC/HRMS and/or LC/MS/MS.

HOMOGENEITY:

Prior to solution preparation, crystalline material is tested for homogeneity using a variety of techniques (as stated above) and its solubility in a given diluent is taken into consideration. Duplicate solutions of a new product are prepared from the same crystalline lot and, after the addition of an appropriate internal standard, they are compared by GC/MS, LC/MS/MS and/or SFC/UV/MS/MS. The relative response factors of the analyte of interest in each solution are required to be <5% RSD. New solution lots of existing products are compared to older lots in the same manner, which further confirms the homogeneity of the crystalline material as well as the stability and homogeneity of the solutions in the storage containers.

UNCERTAINTY:

The maximum combined relative standard uncertainty of our reference standard solutions is calculated using the following equation:

The combined relative standard uncertainty, $u_c(y)$, of a value y and the uncertainty of the independent parameters $x_1, x_2, \ldots x_n$ on which it depends is:

$$u_c(y(x_1, x_2, \ldots x_n)) = \sqrt{\sum_{i=1}^{n} u(y, x_i)^2}$$

where x is expressed as a relative standard uncertainty of the individual parameter.

The individual uncertainties taken into account include those associated with weights (calibration of the balance) and volumes (calibration of the volumetric glassware). An expanded maximum combined percent relative uncertainty of ±5% (calculated with a coverage factor of 2 and a level of confidence of 95%) is stated on the Certificate of Analysis for all of our products.

TRACEABILITY:

All reference standard solutions are traceable to specific crystalline lots. The microbalances used for solution preparation are regularly tested by an external ISO/IEC 17025 accredited calibration company. In addition, their calibration is verified prior to each weighing using NIST and/or NRC traceable external weights. All volumetric glassware used is of Class A tolerance and has been tested according to the appropriate ASTM procedures, which are ultimately traceable to NIST. For certain products, traceability to international interlaboratory studies has also been established.

EXPIRY DATE / PERIOD OF VALIDITY:

Ongoing stability studies of this product have demonstrated stability in its composition and concentration, until the specified expiry date, in the unopened ampoule. Monitoring for any degradation or change in concentration of the listed analyte(s) is performed on a routine basis.

LIMITED WARRANTY:

At the time of shipment, all products are warranted to be free of defects in material and workmanship and to conform to the stated technical and purity specifications.

QUALITY MANAGEMENT:

This product was produced using a Quality Management System registered to the latest versions of ISO 9001 by SAI Global, ISO/IEC 17025 by the Canadian Association for Laboratory Accreditation Inc. (CALA; A 1226), and ISO GUIDE 34 by ANSI-ASQ National Accreditation Board (ANAB; AR-1523).

CALA Testing Accreditation No. A1226

ANAB ACCREDITED REFERENCE MATERIAL PRODUCTION

For additional information or assistance concerning this or any other products from Wellington Laboratories Inc., please visit our website at www.well-labs.com or contact us directly at info@well-labs.com

Figure 1: **M2PFTeDA; LC/MS Data (TIC and Mass Spectrum)**

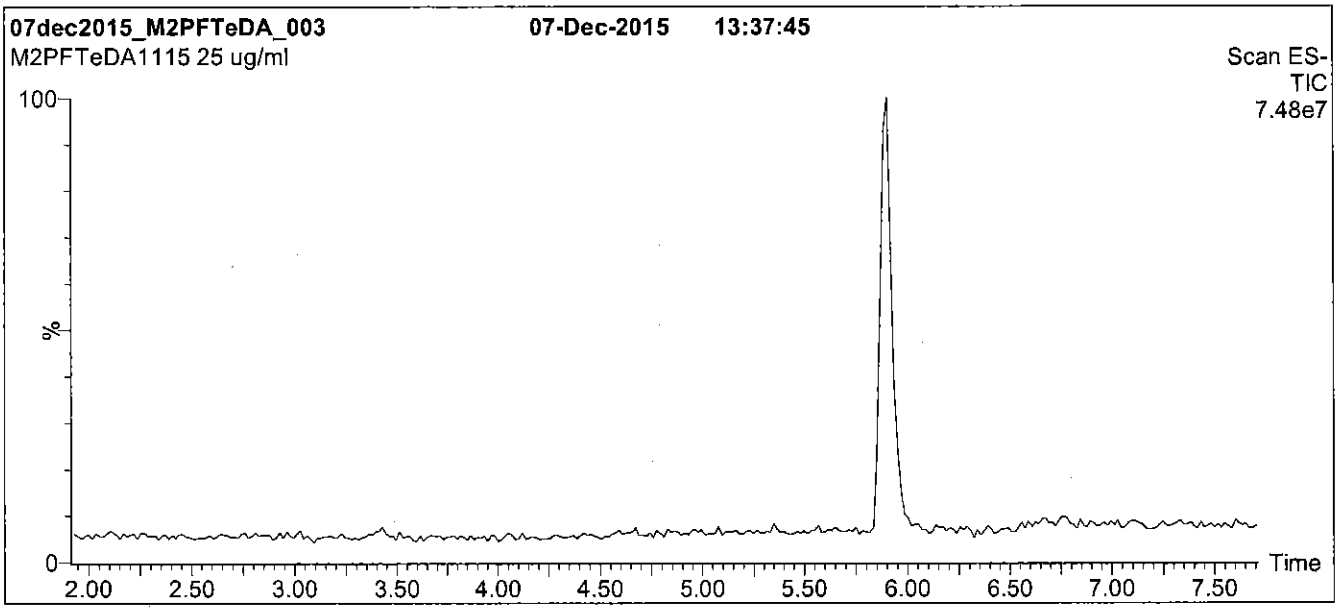

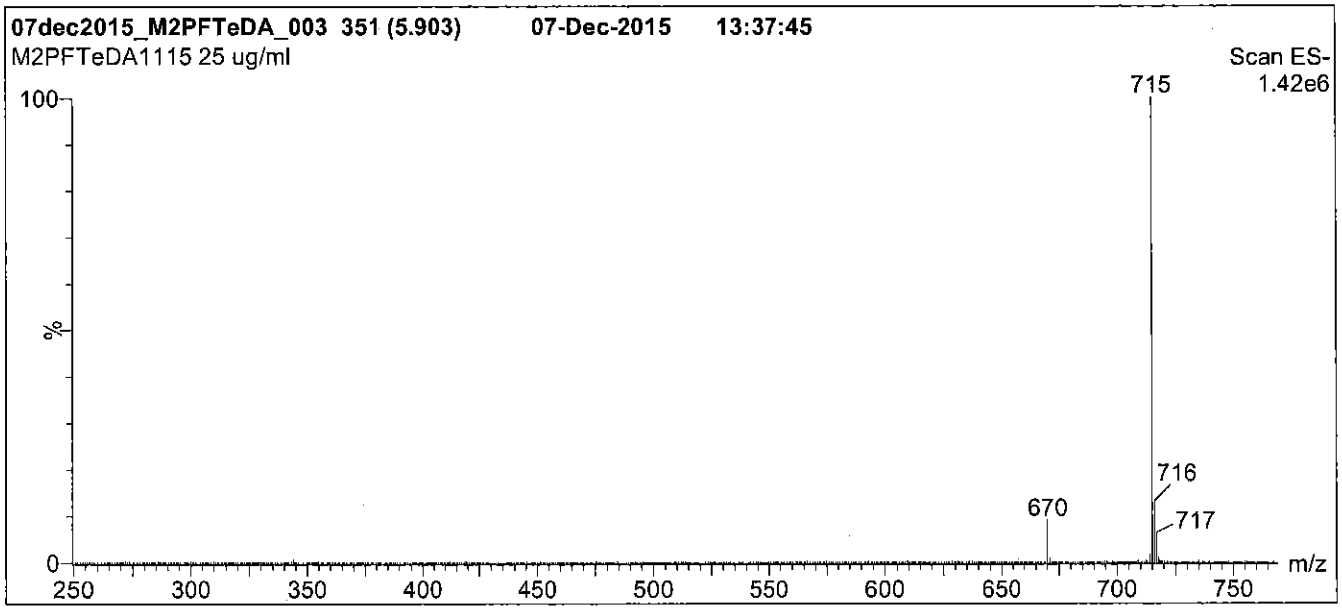

Conditions for Figure 1:

LC: **Waters Acquity Ultra Performance LC**
MS: **Micromass Quattro *micro* API MS**

Chromatographic Conditions

Column: Acquity UPLC BEH Shield RP_{18}
1.7 µm, 2.1 x 100 mm

Mobile phase: Gradient
Start: 65% (80:20 MeOH:ACN) / 35% H_2O
(both with 10 mM NH_4OAc buffer)
Ramp to 90% organic over 7 min and hold for 2 min
before returning to initial conditions in 0.5 min.
Time: 10 min

Flow: 300 µl/min

MS Parameters

Experiment: Full Scan (250 - 1250 amu)

Source: Electrospray (negative)
Capillary Voltage (kV) = 3.00
Cone Voltage (V) = 15.00
Cone Gas Flow (l/hr) = 60
Desolvation Gas Flow (l/hr) = 750

Figure 2: **M2PFTeDA; LC/MS/MS Data (Selected MRM Transitions)**

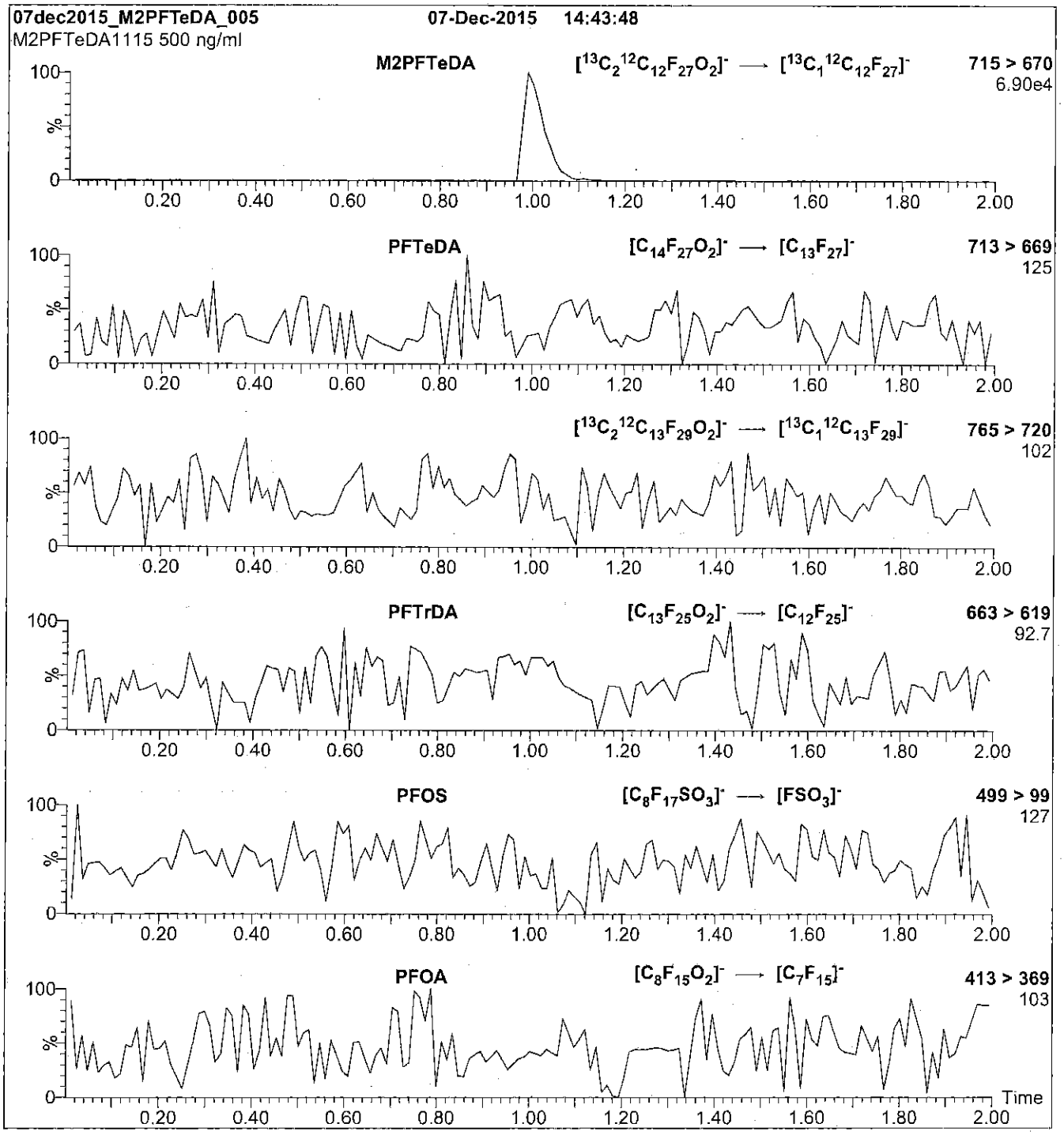

Conditions for Figure 2:

Injection:	Direct loop injection 10 µl (500 ng/ml M2PFTeDA)
Mobile phase:	Isocratic 80% (80:20 MeOH:ACN) / 20% H_2O (both with 10 mM NH_4OAc buffer)
Flow:	300 µl/min

MS Parameters

Collision Gas (mbar) = 3.28e-3
Collision Energy (eV) = 14

Reagent

LCM2PFTeDA_00005

R: 4/7/16 CBW

609710
ID: LCM2PFTeDA_00005
Exp: 12/07/20 Prpd: CBW
13C2-PFTeDA at 50ug/mL

WELLINGTON LABORATORIES

CERTIFICATE OF ANALYSIS
DOCUMENTATION

PRODUCT CODE: M2PFTeDA
LOT NUMBER: M2PFTeDA1115
COMPOUND: Perfluoro-n-[1,2-$^{13}C_2$]tetradecanoic acid
STRUCTURE:
CAS #: Not available

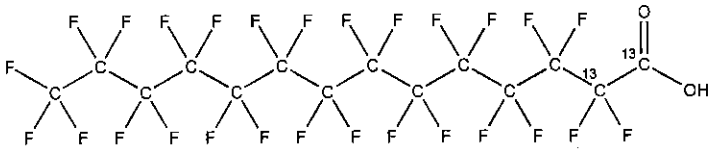

MOLECULAR FORMULA:	$^{13}C_2{}^{12}C_{12}HF_{27}O_2$	**MOLECULAR WEIGHT:**	716.10
CONCENTRATION:	50 ± 2.5 µg/ml	**SOLVENT(S):**	Methanol Water (<1%)
CHEMICAL PURITY:	>98%	**ISOTOPIC PURITY:**	≥99% ^{13}C ($1,2\text{-}^{13}C_2$)
LAST TESTED: (mm/dd/yyyy)	12/07/2015		
EXPIRY DATE: (mm/dd/yyyy)	12/07/2020		
RECOMMENDED STORAGE:	Store ampoule in a cool, dark place		

DOCUMENTATION/ DATA ATTACHED:

Figure 1: LC/MS Data (TIC and Mass Spectrum)
Figure 2: LC/MS/MS Data (Selected MRM Transitions)

ADDITIONAL INFORMATION:

- See page 2 for further details.
- Contains 4 mole eq. of NaOH to prevent conversion of the carboxylic acid to the methyl ester.

FOR LABORATORY USE ONLY: NOT FOR HUMAN OR DRUG USE

Certified By: B.G. Chittim **Date:** 12/08/2015 (mm/dd/yyyy)

Wellington Laboratories Inc., 345 Southgate Dr. Guelph ON 'N1G 3M5 CANADA
519-822-2436 • Fax: 519-822-2849 • info@well-labs.com

INTENDED USE:

The products prepared by Wellington Laboratories Inc. are for laboratory use only. This certified reference material (CRM) was designed to be used as a standard for the identification and/or quantification of the specific chemical compound it contains.

HAZARDS:

This product should only be used by qualified personnel familiar with its potential hazards and trained in the handling of hazardous chemicals. Due care should be exercised to prevent unnecessary human contact or ingestion. All procedures should be carried out in a well-functioning fume hood and suitable gloves, eye protection, and clothing should be worn at all times. Waste should be disposed of according to national and regional regulations. Safety Data Sheets (SDSs) are available upon request.

SYNTHESIS / CHARACTERIZATION:

Where possible, all of our products are synthesized using single-product unambiguous routes. They are then characterized, and their structures and purities confirmed, using a combination of the most relevant techniques, such as NMR, GC/MS, LC/MS/MS, SFC/UV/MS/MS, x-ray crystallography, and melting point. Isotopic purities of mass-labelled compounds are also confirmed using HRGC/HRMS and/or LC/MS/MS.

HOMOGENEITY:

Prior to solution preparation, crystalline material is tested for homogeneity using a variety of techniques (as stated above) and its solubility in a given diluent is taken into consideration. Duplicate solutions of a new product are prepared from the same crystalline lot and, after the addition of an appropriate internal standard, they are compared by GC/MS, LC/MS/MS and/or SFC/UV/MS/MS. The relative response factors of the analyte of interest in each solution are required to be <5% RSD. New solution lots of existing products are compared to older lots in the same manner, which further confirms the homogeneity of the crystalline material as well as the stability and homogeneity of the solutions in the storage containers.

UNCERTAINTY:

The maximum combined relative standard uncertainty of our reference standard solutions is calculated using the following equation:

The combined relative standard uncertainty, $u_c(y)$, of a value y and the uncertainty of the independent parameters $x_1, x_2, \ldots x_n$ on which it depends is:

$$u_c(y(x_1, x_2, \ldots x_n)) = \sqrt{\sum_{i=1}^{n} u(y, x_i)^2}$$

where x is expressed as a relative standard uncertainty of the individual parameter.

The individual uncertainties taken into account include those associated with weights (calibration of the balance) and volumes (calibration of the volumetric glassware). An expanded maximum combined percent relative uncertainty of ±5% (calculated with a coverage factor of 2 and a level of confidence of 95%) is stated on the Certificate of Analysis for all of our products.

TRACEABILITY:

All reference standard solutions are traceable to specific crystalline lots. The microbalances used for solution preparation are regularly tested by an external ISO/IEC 17025 accredited calibration company. In addition, their calibration is verified prior to each weighing using NIST and/or NRC traceable external weights. All volumetric glassware used is of Class A tolerance and has been tested according to the appropriate ASTM procedures, which are ultimately traceable to NIST. For certain products, traceability to international interlaboratory studies has also been established.

EXPIRY DATE / PERIOD OF VALIDITY:

Ongoing stability studies of this product have demonstrated stability in its composition and concentration, until the specified expiry date, in the unopened ampoule. Monitoring for any degradation or change in concentration of the listed analyte(s) is performed on a routine basis.

LIMITED WARRANTY:

At the time of shipment, all products are warranted to be free of defects in material and workmanship and to conform to the stated technical and purity specifications.

QUALITY MANAGEMENT:

This product was produced using a Quality Management System registered to the latest versions of ISO 9001 by SAI Global, ISO/IEC 17025 by the Canadian Association for Laboratory Accreditation Inc. (CALA; A 1226), and ISO GUIDE 34 by ANSI-ASQ National Accreditation Board (ANAB; AR-1523).

CALA Testing Accreditation

ANAB ACCREDITED ISO 17025 REFERENCE MATERIAL PRODUCER

For additional information or assistance concerning this or any other products from Wellington Laboratories Inc., please visit our website at www.well-labs.com or contact us directly at info@well-labs.com

Figure 1: **M2PFTeDA; LC/MS Data (TIC and Mass Spectrum)**

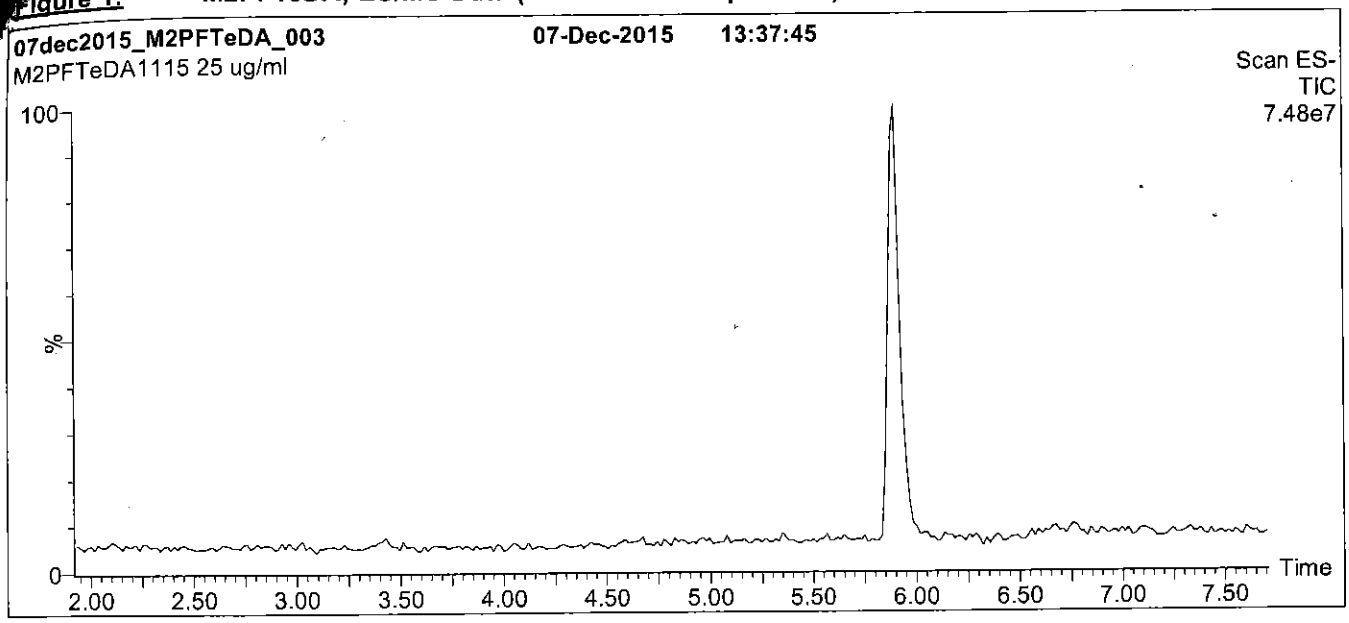

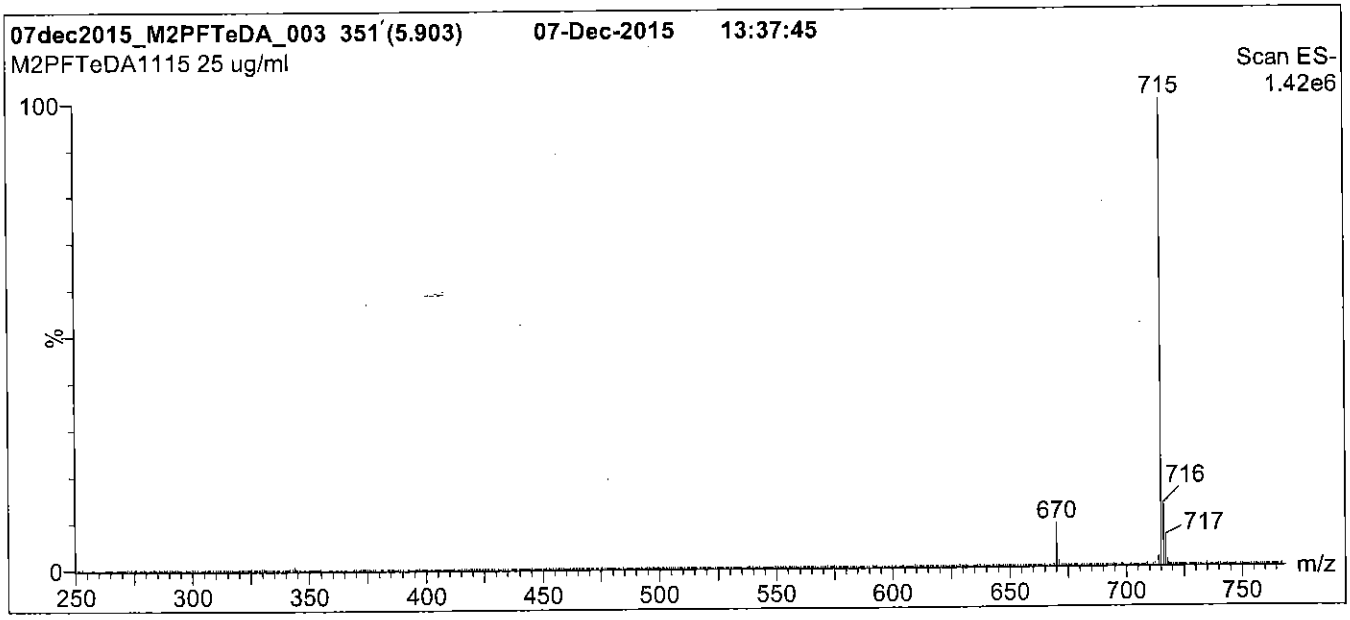

Conditions for Figure 1:

LC: **Waters Acquity Ultra Performance LC**
MS: **Micromass Quattro *micro* API MS**

Chromatographic Conditions

Column: Acquity UPLC BEH Shield RP_{18}
1.7 µm, 2.1 x 100 mm

Mobile phase: Gradient
Start: 65% (80:20 MeOH:ACN) / 35% H_2O
(both with 10 mM NH_4OAc buffer)
Ramp to 90% organic over 7 min and hold for 2 min
before returning to initial conditions in 0.5 min.
Time: 10 min

Flow: 300 µl/min

MS Parameters

Experiment: Full Scan (250 - 1250 amu)

Source: Electrospray (negative)
Capillary Voltage (kV) = 3.00
Cone Voltage (V) = 15.00
Cone Gas Flow (l/hr) = 60
Desolvation Gas Flow (l/hr) = 750

Figure 2: **M2PFTeDA; LC/MS/MS Data (Selected MRM Transitions)**

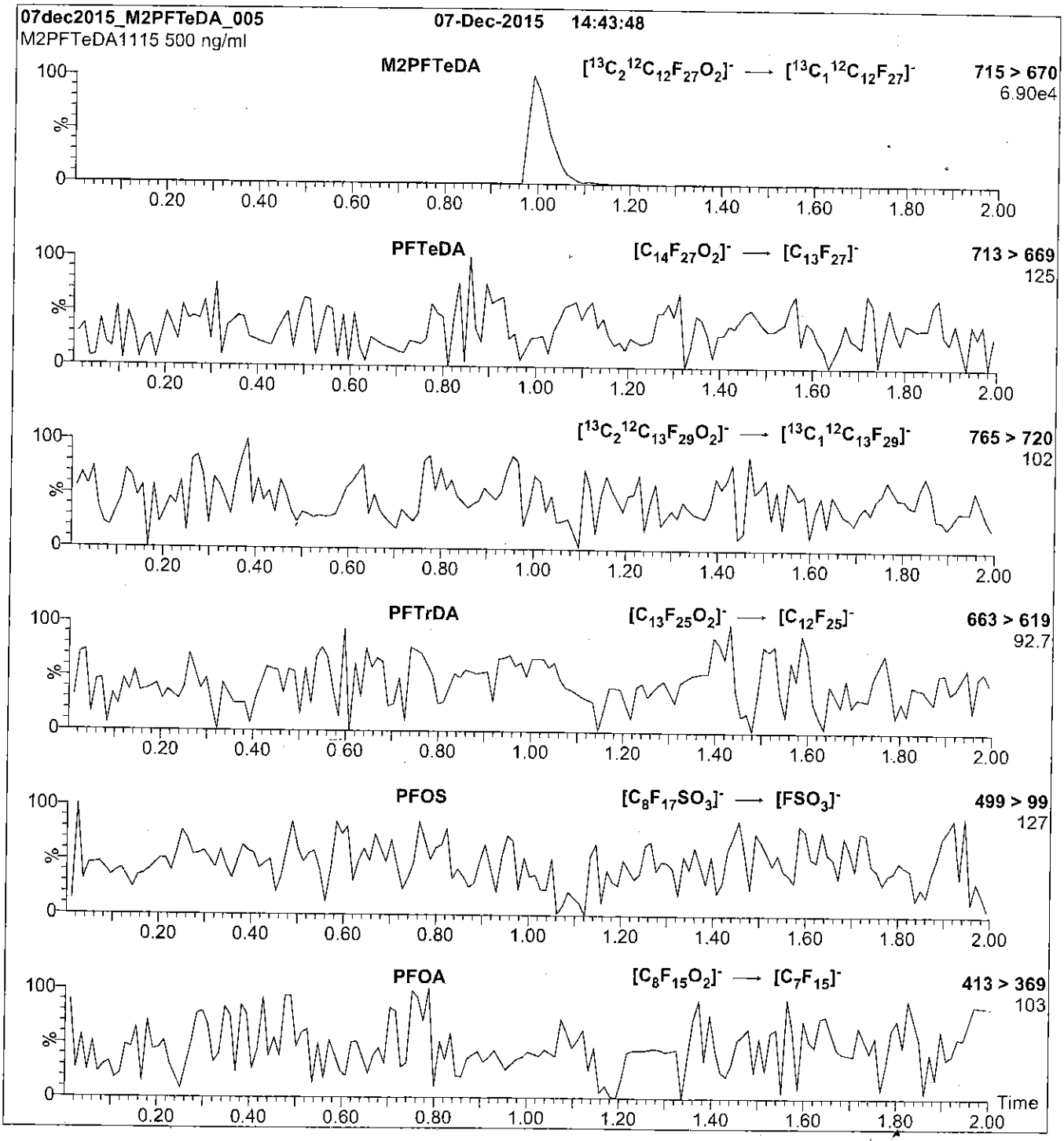

Conditions for Figure 2:

Injection:	Direct loop injection 10 µl (500 ng/ml M2PFTeDA)
Mobile phase:	Isocratic 80% (80:20 MeOH:ACN) / 20% H_2O (both with 10 mM NH_4OAc buffer)
Flow:	300 µl/min

MS Parameters

Collision Gas (mbar) = 3.28e-3
Collision Energy (eV) = 14

Reagent

LCM4PFHPA_00003

r: 11/10/15 SEV

WELLINGTON LABORATORIES

CERTIFICATE OF ANALYSIS
DOCUMENTATION

PRODUCT CODE: M4PFHpA
COMPOUND: Perfluoro-n-[1,2,3,4-$^{13}C_4$]heptanoic acid

LOT NUMBER: M4PFHpA0515

STRUCTURE:

CAS #: Not available

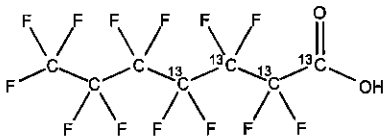

MOLECULAR FORMULA:	$^{13}C_4{}^{12}C_3HF_{13}O_2$	**MOLECULAR WEIGHT:**	368.03
CONCENTRATION:	50 ± 2.5 µg/ml	**SOLVENT(S):**	Methanol Water (<1%)
CHEMICAL PURITY:	>98%	**ISOTOPIC PURITY:**	≥99% ^{13}C (1,2,3,4-$^{13}C_4$)
LAST TESTED: (mm/dd/yyyy)	05/22/2015		
EXPIRY DATE: (mm/dd/yyyy)	05/22/2020		
RECOMMENDED STORAGE:	Store ampoule in a cool, dark place		

DOCUMENTATION/ DATA ATTACHED:

Figure 1: LC/MS Data (TIC and Mass Spectrum)
Figure 2: LC/MS/MS Data (Selected MRM Transitions)

ADDITIONAL INFORMATION:

- See page 2 for further details.
- Contains 4 mole eq. of NaOH to prevent conversion of the carboxylic acid to the methyl ester.

FOR LABORATORY USE ONLY: NOT FOR HUMAN OR DRUG USE

Certified By: B.G. Chittim **Date:** 05/25/2015 (mm/dd/yyyy)

Wellington Laboratories Inc., 345 Southgate Dr. Guelph ON N1G 3M5 CANADA
519-822-2436 • Fax: 519-822-2849 • info@well-labs.com

INTENDED USE:

The products prepared by Wellington Laboratories Inc. are for laboratory use only. This certified reference material (CRM) was designed to be used as a standard for the identification and/or quantification of the specific chemical compound it contains.

HAZARDS:

This product should only be used by qualified personnel familiar with its potential hazards and trained in the handling of hazardous chemicals. Due care should be exercised to prevent unnecessary human contact or ingestion. All procedures should be carried out in a well-functioning fume hood and suitable gloves, eye protection, and clothing should be worn at all times. Waste should be disposed of according to national and regional regulations. Safety Data Sheets (SDSs) are available upon request.

SYNTHESIS / CHARACTERIZATION:

Where possible, all of our products are synthesized using single-product unambiguous routes. They are then characterized, and their structures and purities confirmed, using a combination of the most relevant techniques, such as NMR, GC/MS, LC/MS/MS, SFC/UV/MS/MS, x-ray crystallography, and melting point. Isotopic purities of mass-labelled compounds are also confirmed using HRGC/HRMS and/or LC/MS/MS.

HOMOGENEITY:

Prior to solution preparation, crystalline material is tested for homogeneity using a variety of techniques (as stated above) and its solubility in a given diluent is taken into consideration. Duplicate solutions of a new product are prepared from the same crystalline lot and, after the addition of an appropriate internal standard, they are compared by GC/MS, LC/MS/MS and/or SFC/UV/MS/MS. The relative response factors of the analyte of interest in each solution are required to be <5% RSD. New solution lots of existing products are compared to older lots in the same manner, which further confirms the homogeneity of the crystalline material as well as the stability and homogeneity of the solutions in the storage containers.

UNCERTAINTY:

The maximum combined relative standard uncertainty of our reference standard solutions is calculated using the following equation:

The combined relative standard uncertainty, $u_c(y)$, of a value y and the uncertainty of the independent parameters x_1, x_2,...x_n on which it depends is:

$$u_c(y(x_1, x_2, ...x_n)) = \sqrt{\sum_{i=1}^{n} u(y, x_i)^2}$$

where x is expressed as a relative standard uncertainty of the individual parameter.

The individual uncertainties taken into account include those associated with weights (calibration of the balance) and volumes (calibration of the volumetric glassware). An expanded maximum combined percent relative uncertainty of ±5% (calculated with a coverage factor of 2 and a level of confidence of 95%) is stated on the Certificate of Analysis for all of our products.

TRACEABILITY:

All reference standard solutions are traceable to specific crystalline lots. The microbalances used for solution preparation are regularly tested by an external ISO/IEC 17025 accredited calibration company. In addition, their calibration is verified prior to each weighing using NIST and/or NRC traceable external weights. All volumetric glassware used is of Class A tolerance and has been tested according to the appropriate ASTM procedures, which are ultimately traceable to NIST. For certain products, traceability to international interlaboratory studies has also been established.

EXPIRY DATE / PERIOD OF VALIDITY:

Ongoing stability studies of this product have demonstrated stability in its composition and concentration, until the specified expiry date, in the unopened ampoule. Monitoring for any degradation or change in concentration of the listed analyte(s) is performed on a routine basis.

LIMITED WARRANTY:

At the time of shipment, all products are warranted to be free of defects in material and workmanship and to conform to the stated technical and purity specifications.

QUALITY MANAGEMENT:

This product was produced using a Quality Management System registered to the latest versions of ISO 9001 by SAI Global, ISO/IEC 17025 by the Canadian Association for Laboratory Accreditation Inc. (CALA; A 1226), and ISO GUIDE 34 by ANSI-ASQ National Accreditation Board (ANAB; AR-1523).

CALA Testing Accreditation No. A 1226

ANAB ACCREDITED ISO GUIDE 34 REFERENCE MATERIAL PRODUCER

For additional information or assistance concerning this or any other products from Wellington Laboratories Inc., please visit our website at www.well-labs.com or contact us directly at info@well-labs.com

Figure 1: **M4PFHpA; LC/MS Data (TIC and Mass Spectrum)**

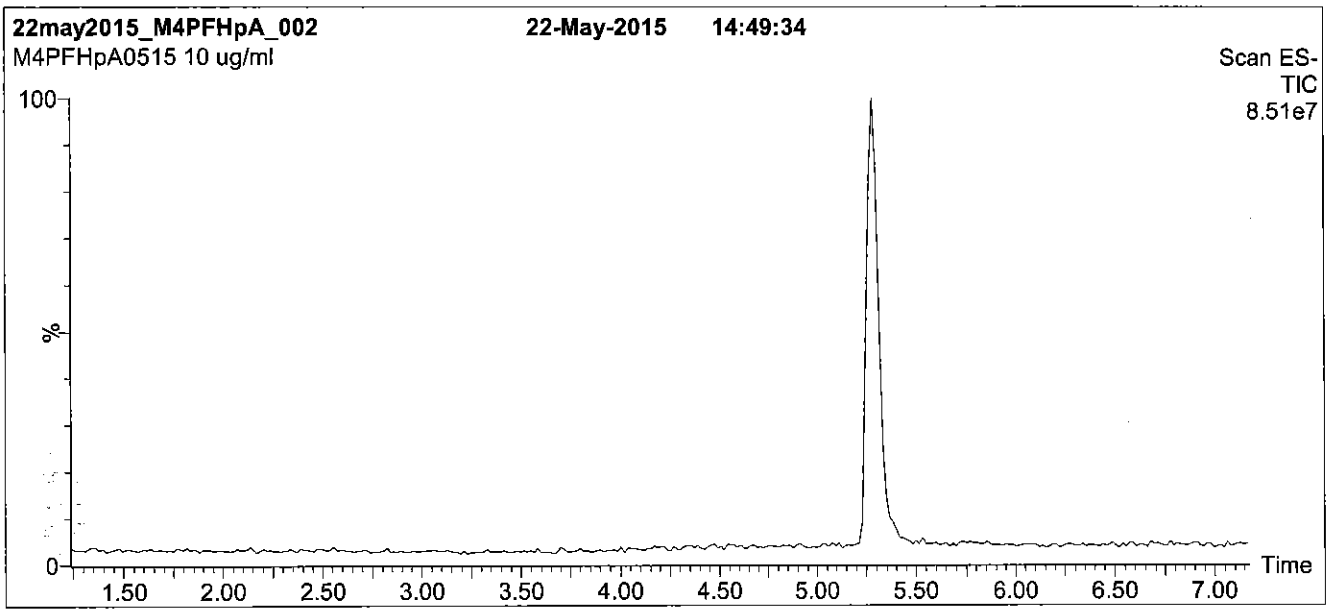

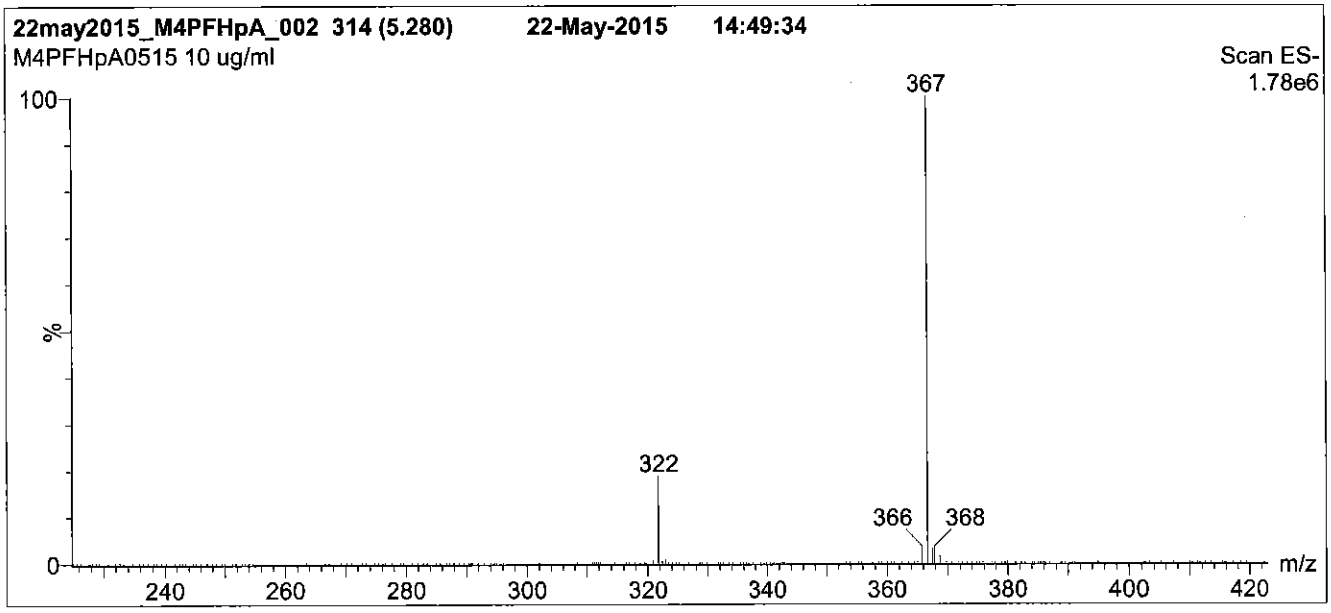

Conditions for Figure 1:

LC: **Waters Acquity Ultra Performance LC**
MS: **Micromass Quattro *micro* API MS**

Chromatographic Conditions

Column: Acquity UPLC BEH Shield RP_{18}
1.7 µm, 2.1 x 100 mm

Mobile phase: Gradient
Start: 40% (80:20 MeOH:ACN) / 60% H_2O
(both with 10 mM NH_4OAc buffer)
Ramp to 90% organic over 7 min and hold for 1.5 min before returning to initial conditions in 0.5 min.
Time: 10 min

Flow: 300 µl/min

MS Parameters

Experiment: Full Scan (225 - 850 amu)

Source: Electrospray (negative)
Capillary Voltage (kV) = 2.00
Cone Voltage (V) = 15.00
Cone Gas Flow (l/hr) = 50
Desolvation Gas Flow (l/hr) = 750

Figure 2: **M4PFHpA; LC/MS/MS Data (Selected MRM Transitions)**

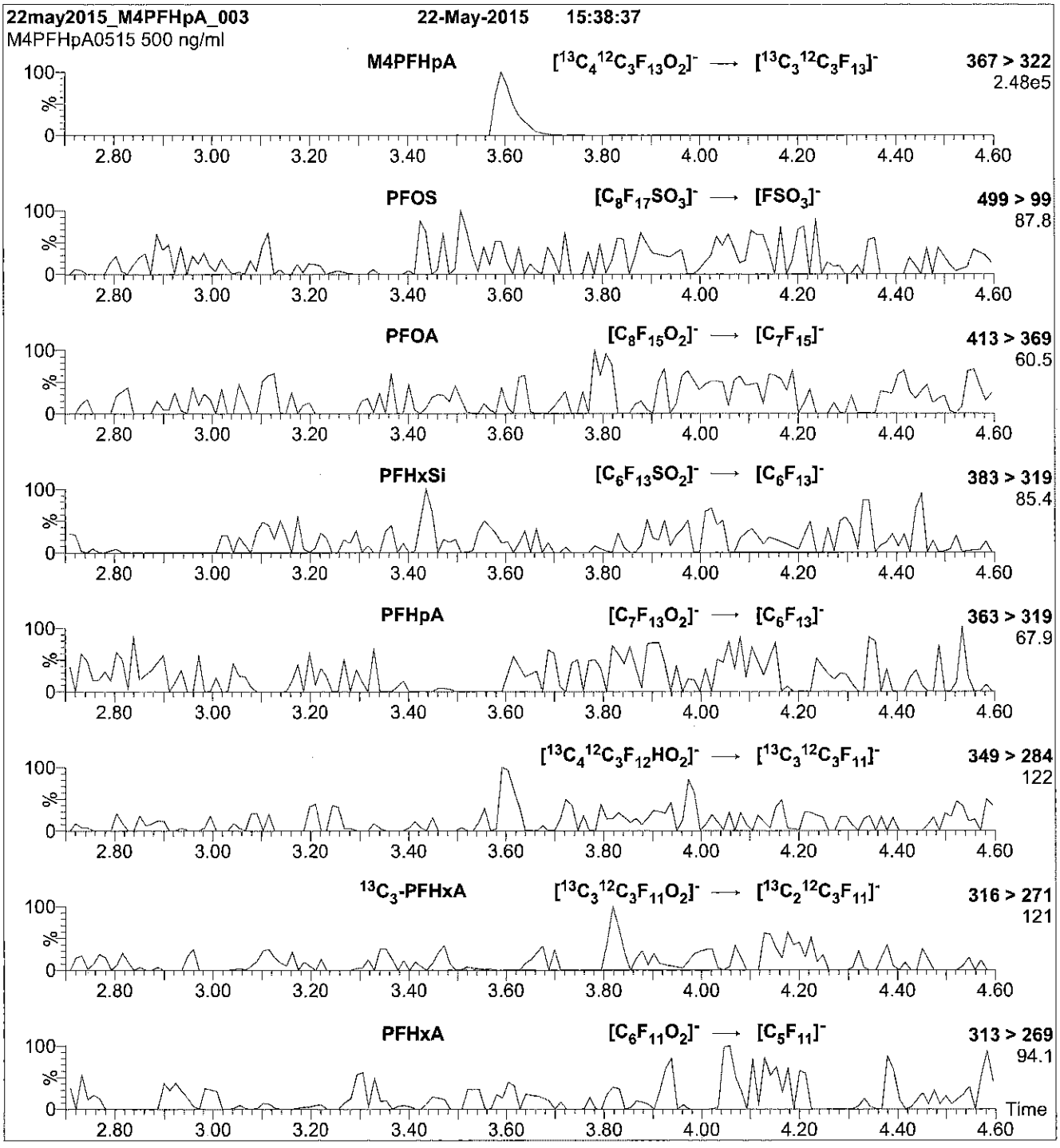

Conditions for Figure 2:

Injection: Direct loop injection
10 µl (500 ng/ml M4PFHpA)

Mobile phase: Isocratic 80% (80:20 MeOH:ACN) / 20% H_2O
(both with 10 mM NH_4OAc buffer)

Flow: 300 µl/min

MS Parameters

Collision Gas (mbar) = 3.35e-3
Collision Energy (eV) = 11

Reagent

LCM4PFHPA_00004

591159
ID: LCM4PFHPA_00004
Exp: 05/22/20 Prpd: CBW
13C4-Perfluoroheptanoic a

R:3/3/16 CBW

WELLINGTON LABORATORIES

CERTIFICATE OF ANALYSIS
DOCUMENTATION

PRODUCT CODE: M4PFHpA
LOT NUMBER: M4PFHpA0515
COMPOUND: Perfluoro-n-[1,2,3,4-$^{13}C_4$]heptanoic acid

STRUCTURE:
CAS #: Not available

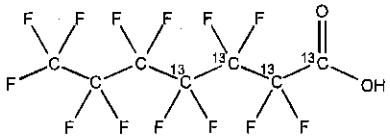

MOLECULAR FORMULA: $^{13}C_4{}^{12}C_3HF_{13}O_2$
MOLECULAR WEIGHT: 368.03
CONCENTRATION: 50 ± 2.5 µg/ml
SOLVENT(S): Methanol
Water (<1%)
CHEMICAL PURITY: >98%
ISOTOPIC PURITY: ≥99% ^{13}C ($1,2,3,4\text{-}^{13}C_4$)
LAST TESTED: (mm/dd/yyyy) 05/22/2015
EXPIRY DATE: (mm/dd/yyyy) 05/22/2020
RECOMMENDED STORAGE: Store ampoule in a cool, dark place

DOCUMENTATION/ DATA ATTACHED:

Figure 1: LC/MS Data (TIC and Mass Spectrum)
Figure 2: LC/MS/MS Data (Selected MRM Transitions)

ADDITIONAL INFORMATION:

- See page 2 for further details.
- Contains 4 mole eq. of NaOH to prevent conversion of the carboxylic acid to the methyl ester.

FOR LABORATORY USE ONLY: NOT FOR HUMAN OR DRUG USE

Certified By: B.G. Chittim **Date:** 05/25/2015 (mm/dd/yyyy)

Wellington Laboratories Inc., 345 Southgate Dr. Guelph ON N1G 3M5 CANADA
519-822-2436 • Fax: 519-822-2849 • info@well-labs.com

INTENDED USE:

The products prepared by Wellington Laboratories Inc. are for laboratory use only. This certified reference material (CRM) was designed to be used as a standard for the identification and/or quantification of the specific chemical compound it contains.

HAZARDS:

This product should only be used by qualified personnel familiar with its potential hazards and trained in the handling of hazardous chemicals. Due care should be exercised to prevent unnecessary human contact or ingestion. All procedures should be carried out in a well-functioning fume hood and suitable gloves, eye protection, and clothing should be worn at all times. Waste should be disposed of according to national and regional regulations. Safety Data Sheets (SDSs) are available upon request.

SYNTHESIS / CHARACTERIZATION:

Where possible, all of our products are synthesized using single-product unambiguous routes. They are then characterized, and their structures and purities confirmed, using a combination of the most relevant techniques, such as NMR, GC/MS, LC/MS/MS, SFC/UV/MS/MS, x-ray crystallography, and melting point. Isotopic purities of mass-labelled compounds are also confirmed using HRGC/HRMS and/or LC/MS/MS.

HOMOGENEITY:

Prior to solution preparation, crystalline material is tested for homogeneity using a variety of techniques (as stated above) and its solubility in a given diluent is taken into consideration. Duplicate solutions of a new product are prepared from the same crystalline lot and, after the addition of an appropriate internal standard, they are compared by GC/MS, LC/MS/MS and/or SFC/UV/MS/MS. The relative response factors of the analyte of interest in each solution are required to be <5% RSD. New solution lots of existing products are compared to older lots in the same manner, which further confirms the homogeneity of the crystalline material as well as the stability and homogeneity of the solutions in the storage containers.

UNCERTAINTY:

The maximum combined relative standard uncertainty of our reference standard solutions is calculated using the following equation:

The combined relative standard uncertainty, $u_c(y)$, of a value y and the uncertainty of the independent parameters $x_1, x_2, \ldots x_n$ on which it depends is:

$$u_c(y(x_1, x_2, \ldots x_n)) = \sqrt{\sum_{i=1}^{n} u(y, x_i)^2}$$

where x is expressed as a relative standard uncertainty of the individual parameter.

The individual uncertainties taken into account include those associated with weights (calibration of the balance) and volumes (calibration of the volumetric glassware). An expanded maximum combined percent relative uncertainty of ±5% (calculated with a coverage factor of 2 and a level of confidence of 95%) is stated on the Certificate of Analysis for all of our products.

TRACEABILITY:

All reference standard solutions are traceable to specific crystalline lots. The microbalances used for solution preparation are regularly tested by an external ISO/IEC 17025 accredited calibration company. In addition, their calibration is verified prior to each weighing using NIST and/or NRC traceable external weights. All volumetric glassware used is of Class A tolerance and has been tested according to the appropriate ASTM procedures, which are ultimately traceable to NIST. For certain products, traceability to international interlaboratory studies has also been established.

EXPIRY DATE / PERIOD OF VALIDITY:

Ongoing stability studies of this product have demonstrated stability in its composition and concentration, until the specified expiry date, in the unopened ampoule. Monitoring for any degradation or change in concentration of the listed analyte(s) is performed on a routine basis.

LIMITED WARRANTY:

At the time of shipment, all products are warranted to be free of defects in material and workmanship and to conform to the stated technical and purity specifications.

QUALITY MANAGEMENT:

This product was produced using a Quality Management System registered to the latest versions of ISO 9001 by SAI Global, ISO/IEC 17025 by the Canadian Association for Laboratory Accreditation Inc. (CALA; A 1226), and ISO GUIDE 34 by ANSI-ASQ National Accreditation Board (ANAB; AR-1523).

For additional information or assistance concerning this or any other products from Wellington Laboratories Inc., please visit our website at www.well-labs.com or contact us directly at info@well-labs.com

Figure 1: **M4PFHpA; LC/MS Data (TIC and Mass Spectrum)**

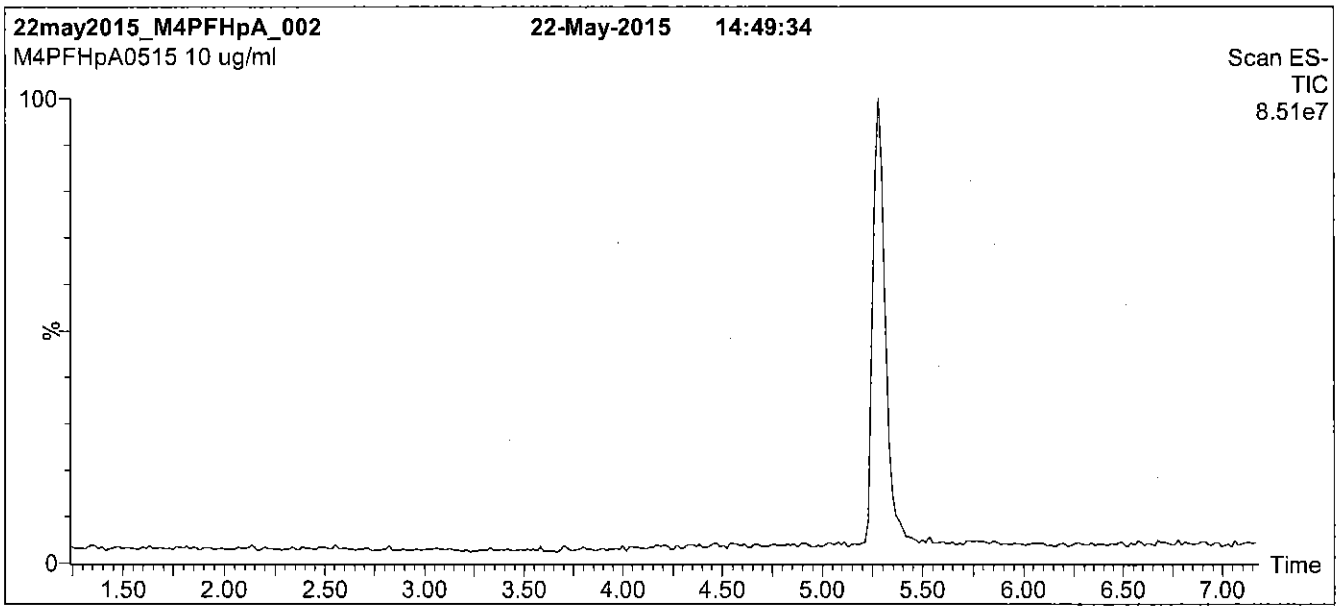

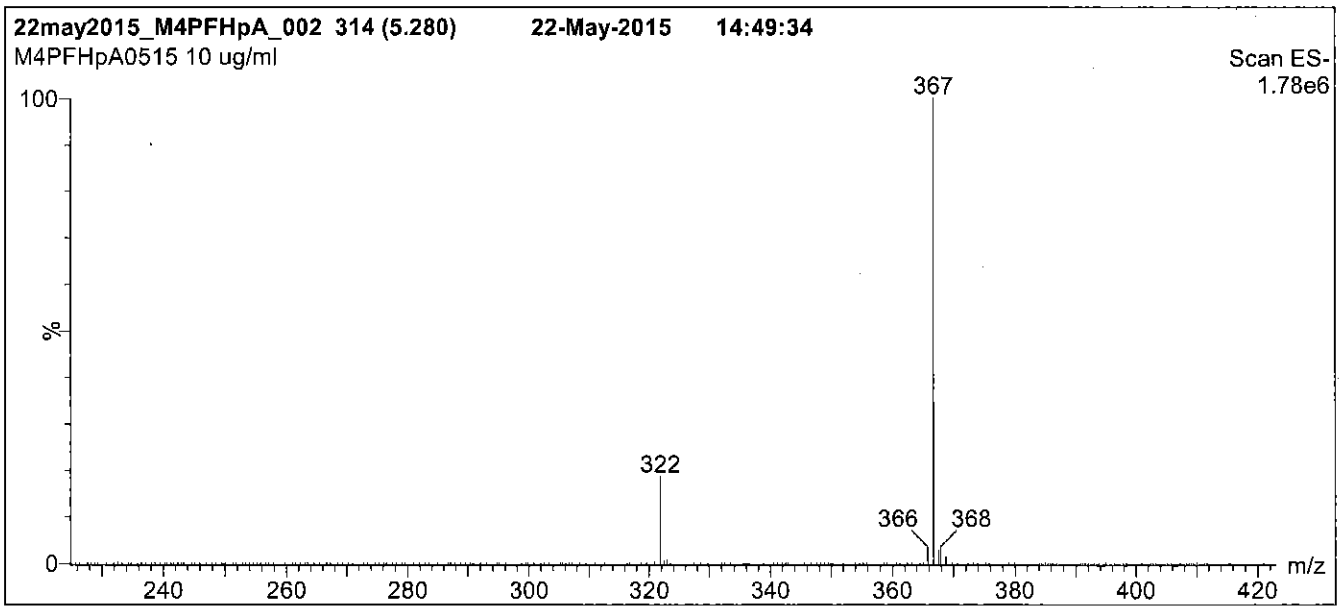

Conditions for Figure 1:

LC: **Waters Acquity Ultra Performance LC**
MS: **Micromass Quattro *micro* API MS**

Chromatographic Conditions

Column: Acquity UPLC BEH Shield RP_{18}
1.7 µm, 2.1 x 100 mm

Mobile phase: Gradient
Start: 40% (80:20 MeOH:ACN) / 60% H_2O
(both with 10 mM NH_4OAc buffer)
Ramp to 90% organic over 7 min and hold for 1.5 min
before returning to initial conditions in 0.5 min.
Time: 10 min

Flow: 300 µl/min

MS Parameters

Experiment: Full Scan (225 - 850 amu)

Source: Electrospray (negative)
Capillary Voltage (kV) = 2.00
Cone Voltage (V) = 15.00
Cone Gas Flow (l/hr) = 50
Desolvation Gas Flow (l/hr) = 750

Figure 2: **M4PFHpA; LC/MS/MS Data (Selected MRM Transitions)**

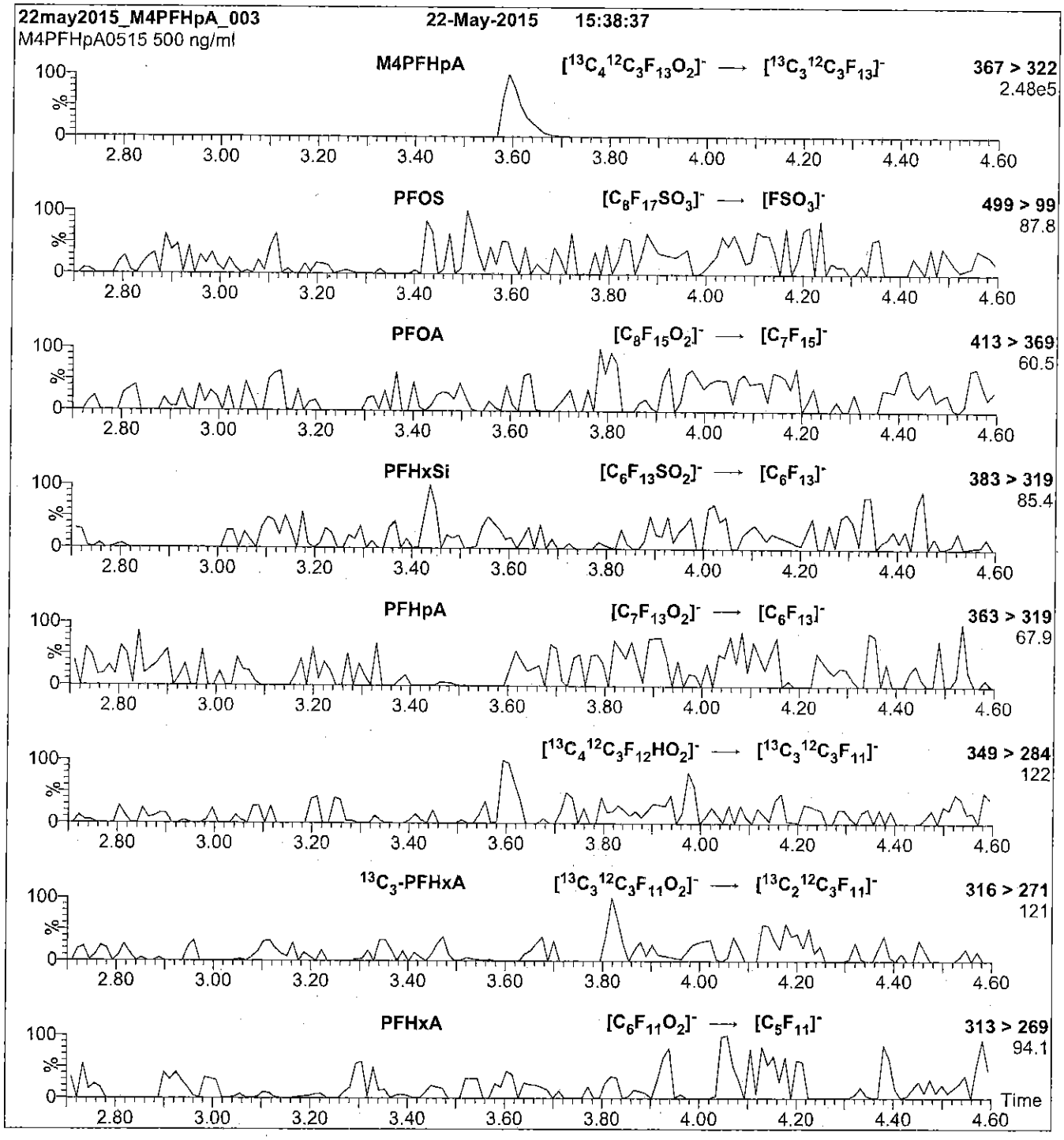

Conditions for Figure 2:

Injection: Direct loop injection
10 µl (500 ng/ml M4PFHpA)

Mobile phase: Isocratic 80% (80:20 MeOH:ACN) / 20% H_2O
(both with 10 mM NH_4OAc buffer)

Flow: 300 µl/min

MS Parameters

Collision Gas (mbar) = 3.35e-3
Collision Energy (eV) = 11

Reagent

LCM4PFHPA_00005

R 4/7/16 CBW

609711
ID: LCM4PFHPA_00005
Exp: 05/22/20 Prpd: CBW
13C4-Perfluoroheptanoic a

WELLINGTON LABORATORIES

CERTIFICATE OF ANALYSIS DOCUMENTATION

PRODUCT CODE: M4PFHpA
COMPOUND: Perfluoro-n-[1,2,3,4-$^{13}C_4$]heptanoic acid

LOT NUMBER: M4PFHpA0515

STRUCTURE:

CAS #: Not available

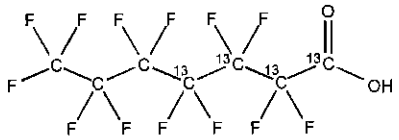

MOLECULAR FORMULA: $^{13}C_4{}^{12}C_3HF_{13}O_2$
CONCENTRATION: 50 ± 2.5 µg/ml

MOLECULAR WEIGHT: 368.03
SOLVENT(S): Methanol
Water (<1%)

CHEMICAL PURITY: >98%
LAST TESTED: (mm/dd/yyyy) 05/22/2015
EXPIRY DATE: (mm/dd/yyyy) 05/22/2020
RECOMMENDED STORAGE: Store ampoule in a cool, dark place

ISOTOPIC PURITY: ≥99% ^{13}C ($1,2,3,4\text{-}^{13}C_4$)

DOCUMENTATION/ DATA ATTACHED:

Figure 1: LC/MS Data (TIC and Mass Spectrum)
Figure 2: LC/MS/MS Data (Selected MRM Transitions)

ADDITIONAL INFORMATION:

- See page 2 for further details.
- Contains 4 mole eq. of NaOH to prevent conversion of the carboxylic acid to the methyl ester.

FOR LABORATORY USE ONLY: NOT FOR HUMAN OR DRUG USE

Certified By: B.G. Chittim **Date:** 05/25/2015 (mm/dd/yyyy)

Wellington Laboratories Inc., 345 Southgate Dr. Guelph ON N1G 3M5 CANADA
519-822-2436 • Fax: 519-822-2849 • info@well-labs.com

INTENDED USE:

The products prepared by Wellington Laboratories Inc. are for laboratory use only. This certified reference material (CRM) was designed to be used as a standard for the identification and/or quantification of the specific chemical compound it contains.

HAZARDS:

This product should only be used by qualified personnel familiar with its potential hazards and trained in the handling of hazardous chemicals. Due care should be exercised to prevent unnecessary human contact or ingestion. All procedures should be carried out in a well-functioning fume hood and suitable gloves, eye protection, and clothing should be worn at all times. Waste should be disposed of according to national and regional regulations. Safety Data Sheets (SDSs) are available upon request.

SYNTHESIS / CHARACTERIZATION:

Where possible, all of our products are synthesized using single-product unambiguous routes. They are then characterized, and their structures and purities confirmed, using a combination of the most relevant techniques, such as NMR, GC/MS, LC/MS/MS, SFC/UV/MS/MS, x-ray crystallography, and melting point. Isotopic purities of mass-labelled compounds are also confirmed using HRGC/HRMS and/or LC/MS/MS.

HOMOGENEITY:

Prior to solution preparation, crystalline material is tested for homogeneity using a variety of techniques (as stated above) and its solubility in a given diluent is taken into consideration. Duplicate solutions of a new product are prepared from the same crystalline lot and, after the addition of an appropriate internal standard, they are compared by GC/MS, LC/MS/MS and/or SFC/UV/MS/MS. The relative response factors of the analyte of interest in each solution are required to be <5% RSD. New solution lots of existing products are compared to older lots in the same manner, which further confirms the homogeneity of the crystalline material as well as the stability and homogeneity of the solutions in the storage containers.

UNCERTAINTY:

The maximum combined relative standard uncertainty of our reference standard solutions is calculated using the following equation:

The combined relative standard uncertainty, $u_c(y)$, of a value y and the uncertainty of the independent parameters $x_1, x_2, \ldots x_n$ on which it depends is:

$$u_c(y(x_1, x_2, \ldots x_n)) = \sqrt{\sum_{i=1}^{n} u(y, x_i)^2}$$

where x is expressed as a relative standard uncertainty of the individual parameter.

The individual uncertainties taken into account include those associated with weights (calibration of the balance) and volumes (calibration of the volumetric glassware). An expanded maximum combined percent relative uncertainty of ±5% (calculated with a coverage factor of 2 and a level of confidence of 95%) is stated on the Certificate of Analysis for all of our products.

TRACEABILITY:

All reference standard solutions are traceable to specific crystalline lots. The microbalances used for solution preparation are regularly tested by an external ISO/IEC 17025 accredited calibration company. In addition, their calibration is verified prior to each weighing using NIST and/or NRC traceable external weights. All volumetric glassware used is of Class A tolerance and has been tested according to the appropriate ASTM procedures, which are ultimately traceable to NIST. For certain products, traceability to international interlaboratory studies has also been established.

EXPIRY DATE / PERIOD OF VALIDITY:

Ongoing stability studies of this product have demonstrated stability in its composition and concentration, until the specified expiry date, in the unopened ampoule. Monitoring for any degradation or change in concentration of the listed analyte(s) is performed on a routine basis.

LIMITED WARRANTY:

At the time of shipment, all products are warranted to be free of defects in material and workmanship and to conform to the stated technical and purity specifications.

QUALITY MANAGEMENT:

This product was produced using a Quality Management System registered to the latest versions of ISO 9001 by SAI Global, ISO/IEC 17025 by the Canadian Association for Laboratory Accreditation Inc. (CALA; A 1226), and ISO GUIDE 34 by ANSI-ASQ National Accreditation Board (ANAB; AR-1523).

CALA testing Accreditation No. A1226

ANAB ACCREDITED ISO GUIDE 34 REFERENCE MATERIAL PRODUCER

For additional information or assistance concerning this or any other products from Wellington Laboratories Inc., please visit our website at www.well-labs.com or contact us directly at info@well-labs.com

Figure 1: M4PFHpA; LC/MS Data (TIC and Mass Spectrum)

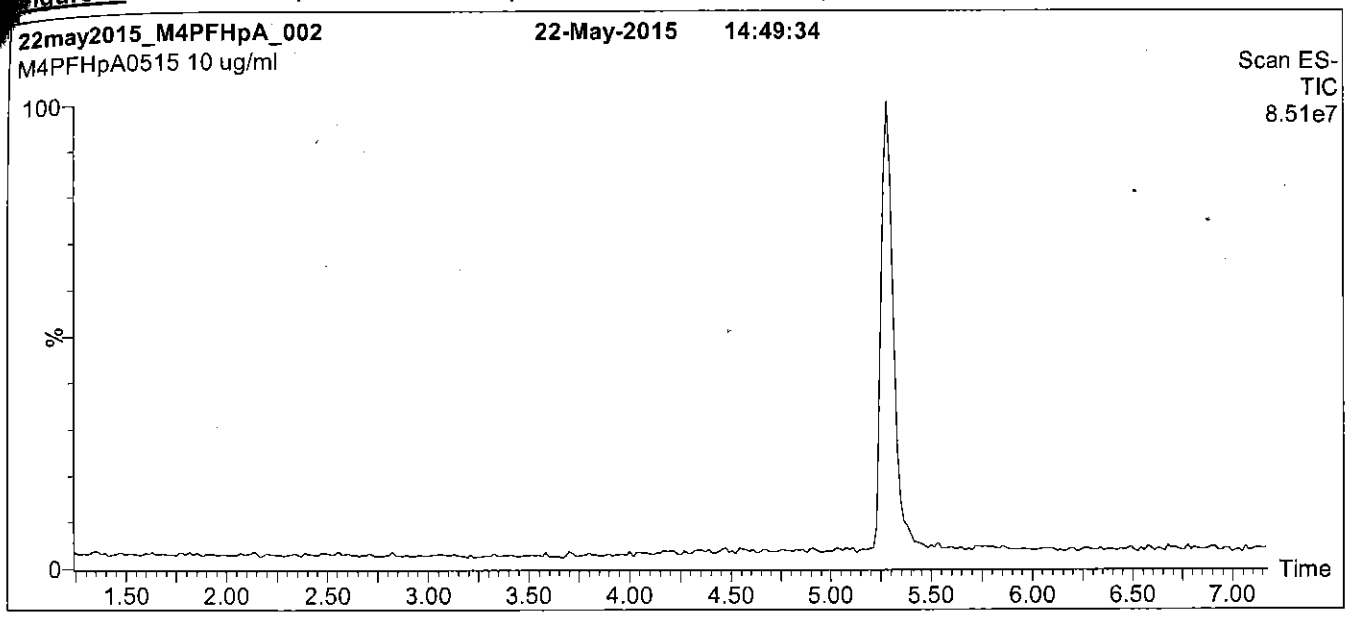

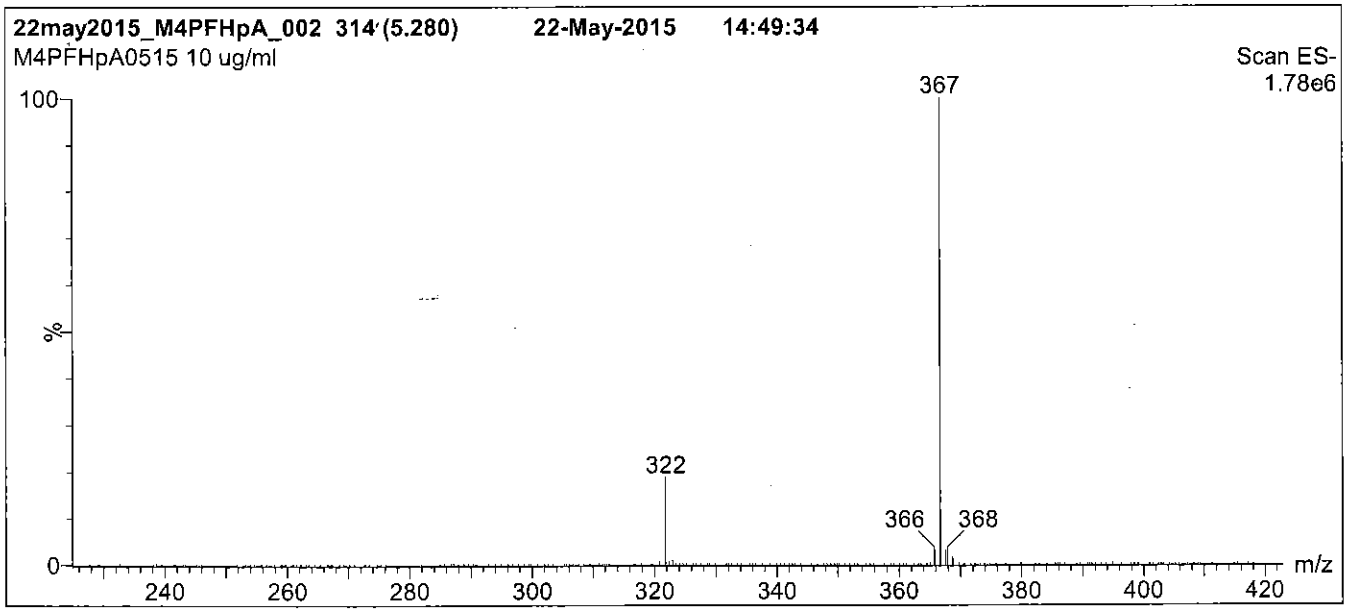

Conditions for Figure 1:

LC: **Waters Acquity Ultra Performance LC**
MS: **Micromass Quattro *micro* API MS**

Chromatographic Conditions

Column: Acquity UPLC BEH Shield RP_{18}
1.7 µm, 2.1 x 100 mm

Mobile phase: Gradient
Start: 40% (80:20 MeOH:ACN) / 60% H_2O
(both with 10 mM NH_4OAc buffer)
Ramp to 90% organic over 7 min and hold for 1.5 min before returning to initial conditions in 0.5 min.
Time: 10 min

Flow: 300 µl/min

MS Parameters

Experiment: Full Scan (225 - 850 amu)

Source: Electrospray (negative)
Capillary Voltage (kV) = 2.00
Cone Voltage (V) = 15.00
Cone Gas Flow (l/hr) = 50
Desolvation Gas Flow (l/hr) = 750

Figure 2: **M4PFHpA; LC/MS/MS Data (Selected MRM Transitions)**

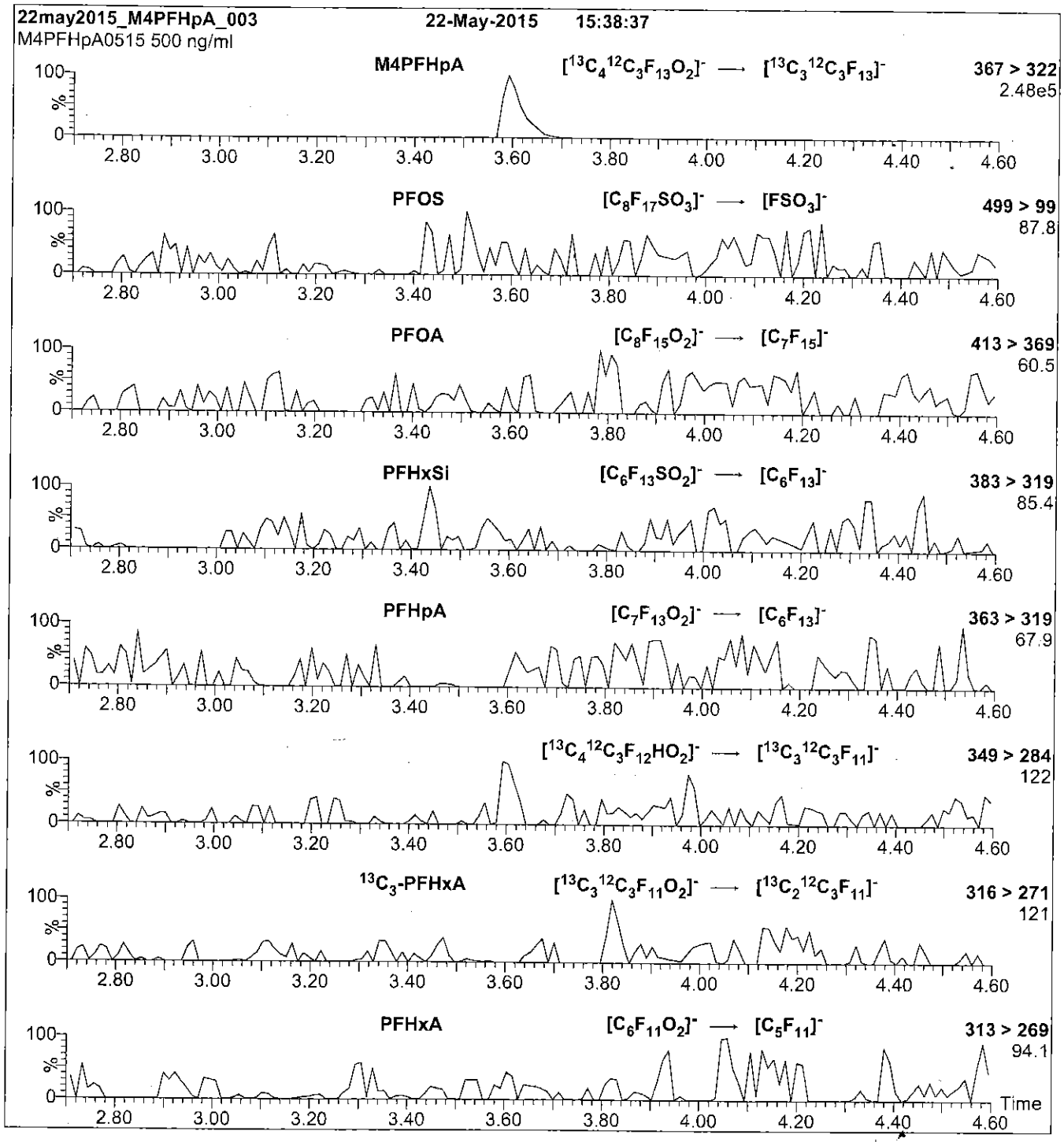

Conditions for Figure 2:

Injection: Direct loop injection
10 µl (500 ng/ml M4PFHpA)

Mobile phase: Isocratic 80% (80:20 MeOH:ACN) / 20% H_2O
(both with 10 mM NH_4OAc buffer)

Flow: 300 µl/min

MS Parameters

Collision Gas (mbar) = 3.35e-3
Collision Energy (eV) = 11

Reagent

LCM5PFPEA_00004

V1 11/10/15 SRA

WELLINGTON LABORATORIES

CERTIFICATE OF ANALYSIS
DOCUMENTATION

PRODUCT CODE: M5PFPeA
COMPOUND: Perfluoro-n-[$^{13}C_5$]pentanoic acid

LOT NUMBER: M5PFPeA0515

STRUCTURE:

CAS #: Not available

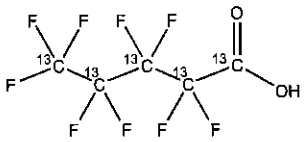

MOLECULAR FORMULA:	$^{13}C_5HF_9O_2$	**MOLECULAR WEIGHT:**	269.01
CONCENTRATION:	50 ± 2.5 µg/ml	**SOLVENT(S):**	Methanol Water (<1%)
CHEMICAL PURITY:	>98%	**ISOTOPIC PURITY:**	≥99% ^{13}C ($^{13}C_5$)
LAST TESTED: (mm/dd/yyyy)	05/22/2015		
EXPIRY DATE: (mm/dd/yyyy)	05/22/2020		
RECOMMENDED STORAGE:	Store ampoule in a cool, dark place		

DOCUMENTATION/ DATA ATTACHED:

Figure 1: LC/MS Data (TIC and Mass Spectrum)
Figure 2: LC/MS/MS Data (Selected MRM Transitions)

ADDITIONAL INFORMATION:

- See page 2 for further details.
- Contains 4 mole eq. of NaOH to prevent conversion of the carboxylic acid to the methyl ester.
- Contains < 0.1% of perfluoro-n-pentanoic acid.

FOR LABORATORY USE ONLY: NOT FOR HUMAN OR DRUG USE

Certified By: B.G. Chittim **Date:** 05/25/2015 (mm/dd/yyyy)

Wellington Laboratories Inc., 345 Southgate Dr. Guelph ON N1G 3M5 CANADA
519-822-2436 • Fax: 519-822-2849 • info@well-labs.com

INTENDED USE:

The products prepared by Wellington Laboratories Inc. are for laboratory use only. This certified reference material (CRM) was designed to be used as a standard for the identification and/or quantification of the specific chemical compound it contains.

HAZARDS:

This product should only be used by qualified personnel familiar with its potential hazards and trained in the handling of hazardous chemicals. Due care should be exercised to prevent unnecessary human contact or ingestion. All procedures should be carried out in a well-functioning fume hood and suitable gloves, eye protection, and clothing should be worn at all times. Waste should be disposed of according to national and regional regulations. Safety Data Sheets (SDSs) are available upon request.

SYNTHESIS / CHARACTERIZATION:

Where possible, all of our products are synthesized using single-product unambiguous routes. They are then characterized, and their structures and purities confirmed, using a combination of the most relevant techniques, such as NMR, GC/MS, LC/MS/MS, SFC/UV/MS/MS, x-ray crystallography, and melting point. Isotopic purities of mass-labelled compounds are also confirmed using HRGC/HRMS and/or LC/MS/MS.

HOMOGENEITY:

Prior to solution preparation, crystalline material is tested for homogeneity using a variety of techniques (as stated above) and its solubility in a given diluent is taken into consideration. Duplicate solutions of a new product are prepared from the same crystalline lot and, after the addition of an appropriate internal standard, they are compared by GC/MS, LC/MS/MS and/or SFC/UV/MS/MS. The relative response factors of the analyte of interest in each solution are required to be <5% RSD. New solution lots of existing products are compared to older lots in the same manner, which further confirms the homogeneity of the crystalline material as well as the stability and homogeneity of the solutions in the storage containers.

UNCERTAINTY:

The maximum combined relative standard uncertainty of our reference standard solutions is calculated using the following equation:

The combined relative standard uncertainty, $u_c(y)$, of a value y and the uncertainty of the independent parameters $x_1, x_2,...x_n$ on which it depends is:

$$u_c(y(x_1, x_2, ...x_n)) = \sqrt{\sum_{i=1}^{n} u(y, x_i)^2}$$

where x is expressed as a relative standard uncertainty of the individual parameter.

The individual uncertainties taken into account include those associated with weights (calibration of the balance) and volumes (calibration of the volumetric glassware). An expanded maximum combined percent relative uncertainty of ±5% (calculated with a coverage factor of 2 and a level of confidence of 95%) is stated on the Certificate of Analysis for all of our products.

TRACEABILITY:

All reference standard solutions are traceable to specific crystalline lots. The microbalances used for solution preparation are regularly tested by an external ISO/IEC 17025 accredited calibration company. In addition, their calibration is verified prior to each weighing using NIST and/or NRC traceable external weights. All volumetric glassware used is of Class A tolerance and has been tested according to the appropriate ASTM procedures, which are ultimately traceable to NIST. For certain products, traceability to international interlaboratory studies has also been established.

EXPIRY DATE / PERIOD OF VALIDITY:

Ongoing stability studies of this product have demonstrated stability in its composition and concentration, until the specified expiry date, in the unopened ampoule. Monitoring for any degradation or change in concentration of the listed analyte(s) is performed on a routine basis.

LIMITED WARRANTY:

At the time of shipment, all products are warranted to be free of defects in material and workmanship and to conform to the stated technical and purity specifications.

QUALITY MANAGEMENT:

This product was produced using a Quality Management System registered to the latest versions of ISO 9001 by SAI Global, ISO/IEC 17025 by the Canadian Association for Laboratory Accreditation Inc. (CALA; A 1226), and ISO GUIDE 34 by ANSI-ASQ National Accreditation Board (ANAB; AR-1523).

CALA Testing Accreditation No.: A 1226

ANAB ACCREDITED ISO 17034 REFERENCE MATERIAL PRODUCER

For additional information or assistance concerning this or any other products from Wellington Laboratories Inc., please visit our website at www.well-labs.com or contact us directly at info@well-labs.com

Figure 1: **M5PFPeA; LC/MS Data (TIC and Mass Spectrum)**

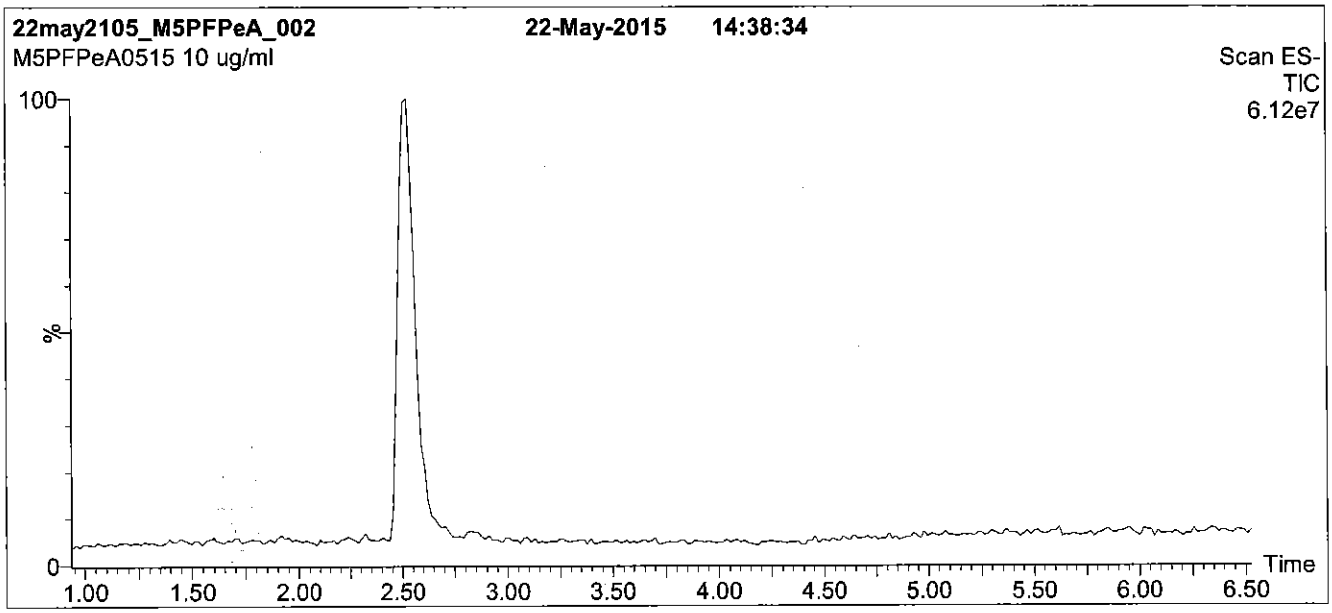

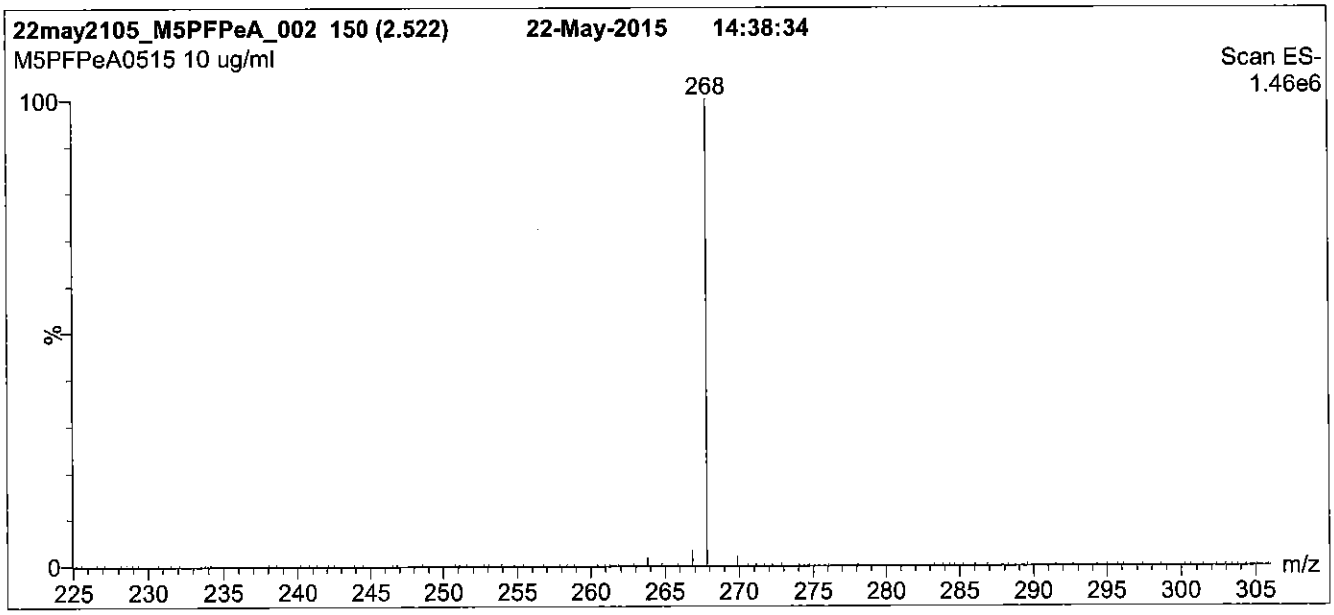

Conditions for Figure 1:

LC: **Waters Acquity Ultra Performance LC**
MS: **Micromass Quattro *micro* API MS**

Chromatographic Conditions

Column: Acquity UPLC BEH Shield RP_{18}
1.7 µm, 2.1 x 100 mm

Mobile phase: Gradient
Start: 40% (80:20 MeOH:ACN) / 60% H_2O
(both with 10 mM NH_4OAc buffer)
Ramp to 90% organic over 7 min and hold for
1.5 min before returning to initial conditions in 0.5 min.
Time: 10 min

Flow: 300 µl/min

MS Parameters

Experiment: Full Scan (225 - 850 amu)

Source: Electrospray (negative)
Capillary Voltage (kV) = 2.00
Cone Voltage (V) = 15.00
Cone Gas Flow (l/hr) = 60
Desolvation Gas Flow (l/hr) = 750

Figure 2: **M5PFPeA; LC/MS/MS Data (Selected MRM Transitions)**

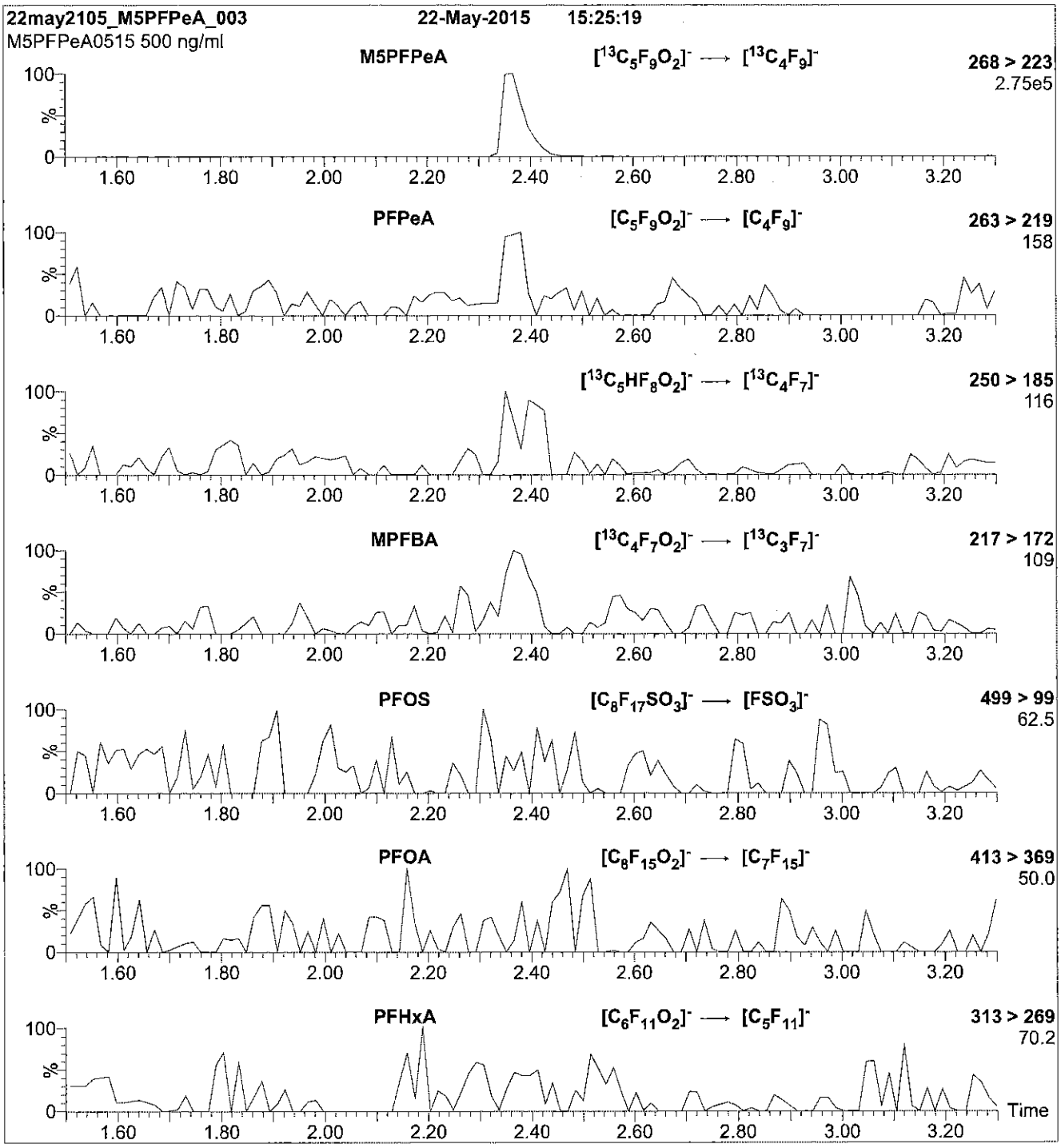

Conditions for Figure 2:

Injection: Direct loop injection
10 µl (500 ng/ml M5PFPeA)

Mobile phase: Isocratic 80% (80:20 MeOH:ACN) / 20% H_2O
(both with 10 mM NH_4OAc buffer)

Flow: 300 µl/min

MS Parameters

Collision Gas (mbar) = 3.35e-3
Collision Energy (eV) = 9

Reagent

LCM5PFPEA_00005

R:3/3/16 cbw

591160
ID: LCM5PFPEA_00005
Exp: 05/22/20 Prpd: CBW
13C5-Perfluoropentanoic a

WELLINGTON LABORATORIES

CERTIFICATE OF ANALYSIS
DOCUMENTATION

PRODUCT CODE: M5PFPeA
COMPOUND: Perfluoro-n-[$^{13}C_5$]pentanoic acid

LOT NUMBER: M5PFPeA0515

STRUCTURE:

CAS #: Not available

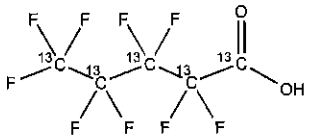

MOLECULAR FORMULA:	$^{13}C_5HF_9O_2$	**MOLECULAR WEIGHT:**	269.01
CONCENTRATION:	50 ± 2.5 µg/ml	**SOLVENT(S):**	Methanol Water (<1%)
CHEMICAL PURITY:	>98%	**ISOTOPIC PURITY:**	≥99% ^{13}C ($^{13}C_5$)
LAST TESTED: (mm/dd/yyyy)	05/22/2015		
EXPIRY DATE: (mm/dd/yyyy)	05/22/2020		
RECOMMENDED STORAGE:	Store ampoule in a cool, dark place		

DOCUMENTATION/ DATA ATTACHED:

Figure 1: LC/MS Data (TIC and Mass Spectrum)
Figure 2: LC/MS/MS Data (Selected MRM Transitions)

ADDITIONAL INFORMATION:

- See page 2 for further details.
- Contains 4 mole eq. of NaOH to prevent conversion of the carboxylic acid to the methyl ester.
- Contains < 0.1% of perfluoro-n-pentanoic acid.

FOR LABORATORY USE ONLY: NOT FOR HUMAN OR DRUG USE

Certified By: B.G. Chittim **Date:** 05/25/2015 (mm/dd/yyyy)

Wellington Laboratories Inc., 345 Southgate Dr. Guelph ON N1G 3M5 CANADA
519-822-2436 • Fax: 519-822-2849 • info@well-labs.com

INTENDED USE:

The products prepared by Wellington Laboratories Inc. are for laboratory use only. This certified reference material (CRM) was designed to be used as a standard for the identification and/or quantification of the specific chemical compound it contains.

HAZARDS:

This product should only be used by qualified personnel familiar with its potential hazards and trained in the handling of hazardous chemicals. Due care should be exercised to prevent unnecessary human contact or ingestion. All procedures should be carried out in a well-functioning fume hood and suitable gloves, eye protection, and clothing should be worn at all times. Waste should be disposed of according to national and regional regulations. Safety Data Sheets (SDSs) are available upon request.

SYNTHESIS / CHARACTERIZATION:

Where possible, all of our products are synthesized using single-product unambiguous routes. They are then characterized, and their structures and purities confirmed, using a combination of the most relevant techniques, such as NMR, GC/MS, LC/MS/MS, SFC/UV/MS/MS, x-ray crystallography, and melting point. Isotopic purities of mass-labelled compounds are also confirmed using HRGC/HRMS and/or LC/MS/MS.

HOMOGENEITY:

Prior to solution preparation, crystalline material is tested for homogeneity using a variety of techniques (as stated above) and its solubility in a given diluent is taken into consideration. Duplicate solutions of a new product are prepared from the same crystalline lot and, after the addition of an appropriate internal standard, they are compared by GC/MS, LC/MS/MS and/or SFC/UV/MS/MS. The relative response factors of the analyte of interest in each solution are required to be <5% RSD. New solution lots of existing products are compared to older lots in the same manner, which further confirms the homogeneity of the crystalline material as well as the stability and homogeneity of the solutions in the storage containers.

UNCERTAINTY:

The maximum combined relative standard uncertainty of our reference standard solutions is calculated using the following equation:

The combined relative standard uncertainty, $u_c(y)$, of a value y and the uncertainty of the independent parameters $x_1, x_2, \ldots x_n$ on which it depends is:

$$u_c(y(x_1, x_2, \ldots x_n)) = \sqrt{\sum_{i=1}^{n} u(y, x_i)^2}$$

where x is expressed as a relative standard uncertainty of the individual parameter.

The individual uncertainties taken into account include those associated with weights (calibration of the balance) and volumes (calibration of the volumetric glassware). An expanded maximum combined percent relative uncertainty of ±5% (calculated with a coverage factor of 2 and a level of confidence of 95%) is stated on the Certificate of Analysis for all of our products.

TRACEABILITY:

All reference standard solutions are traceable to specific crystalline lots. The microbalances used for solution preparation are regularly tested by an external ISO/IEC 17025 accredited calibration company. In addition, their calibration is verified prior to each weighing using NIST and/or NRC traceable external weights. All volumetric glassware used is of Class A tolerance and has been tested according to the appropriate ASTM procedures, which are ultimately traceable to NIST. For certain products, traceability to international interlaboratory studies has also been established.

EXPIRY DATE / PERIOD OF VALIDITY:

Ongoing stability studies of this product have demonstrated stability in its composition and concentration, until the specified expiry date, in the unopened ampoule. Monitoring for any degradation or change in concentration of the listed analyte(s) is performed on a routine basis.

LIMITED WARRANTY:

At the time of shipment, all products are warranted to be free of defects in material and workmanship and to conform to the stated technical and purity specifications.

QUALITY MANAGEMENT:

This product was produced using a Quality Management System registered to the latest versions of ISO 9001 by SAI Global, ISO/IEC 17025 by the Canadian Association for Laboratory Accreditation Inc. (CALA; A 1226), and ISO GUIDE 34 by ANSI-ASQ National Accreditation Board (ANAB; AR-1523).

For additional information or assistance concerning this or any other products from Wellington Laboratories Inc., please visit our website at www.well-labs.com or contact us directly at info@well-labs.com

Figure 1: **M5PFPeA; LC/MS Data (TIC and Mass Spectrum)**

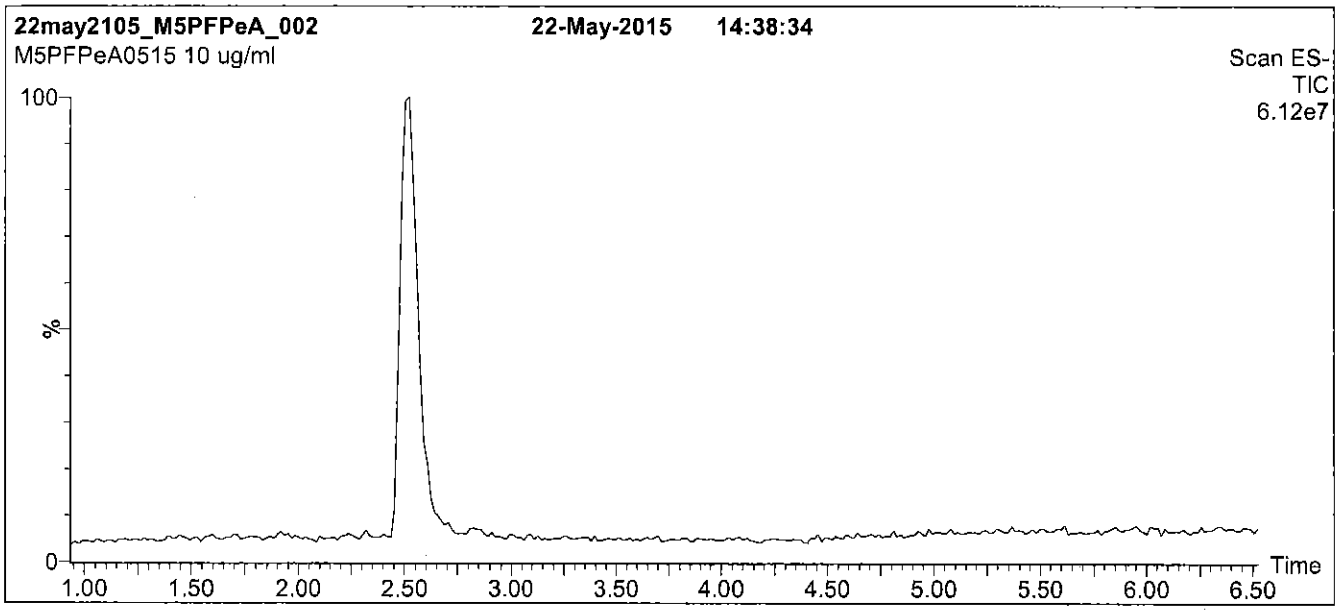

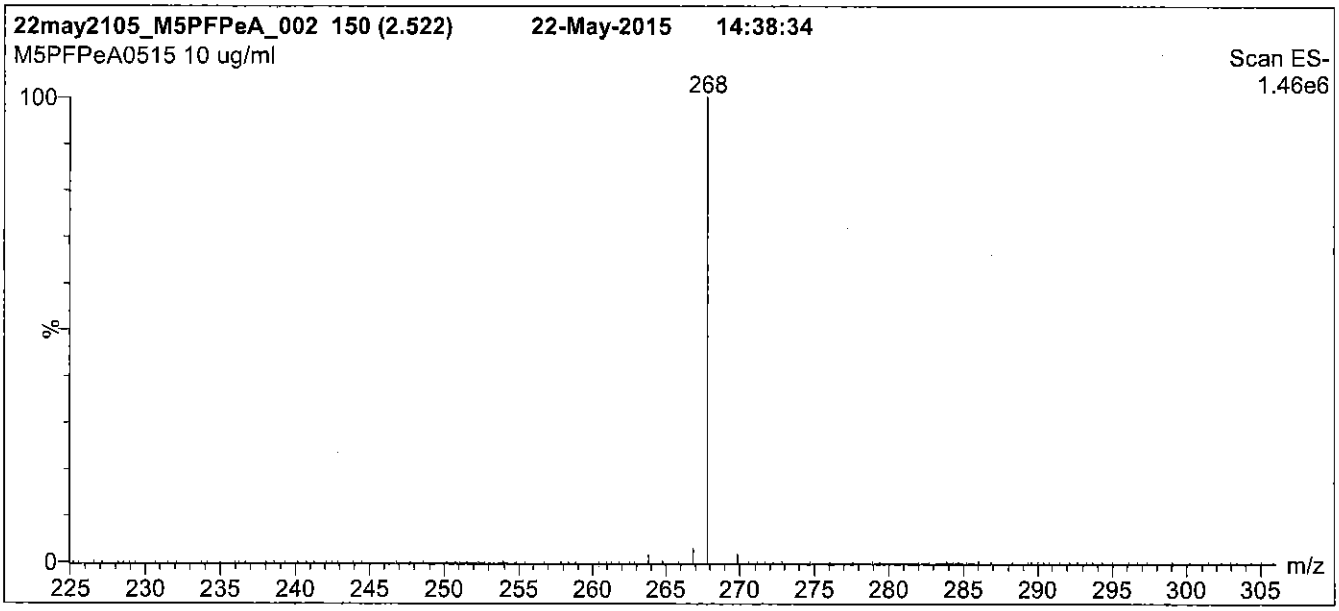

Conditions for Figure 1:

LC: **Waters Acquity Ultra Performance LC**
MS: **Micromass Quattro *micro* API MS**

Chromatographic Conditions

Column: Acquity UPLC BEH Shield RP_{18}
1.7 µm, 2.1 x 100 mm

Mobile phase: Gradient
Start: 40% (80:20 MeOH:ACN) / 60% H_2O
(both with 10 mM NH_4OAc buffer)
Ramp to 90% organic over 7 min and hold for
1.5 min before returning to initial conditions in 0.5 min.
Time: 10 min

Flow: 300 µl/min

MS Parameters

Experiment: Full Scan (225 - 850 amu)

Source: Electrospray (negative)
Capillary Voltage (kV) = 2.00
Cone Voltage (V) = 15.00
Cone Gas Flow (l/hr) = 60
Desolvation Gas Flow (l/hr) = 750

Figure 2: **M5PFPeA; LC/MS/MS Data (Selected MRM Transitions)**

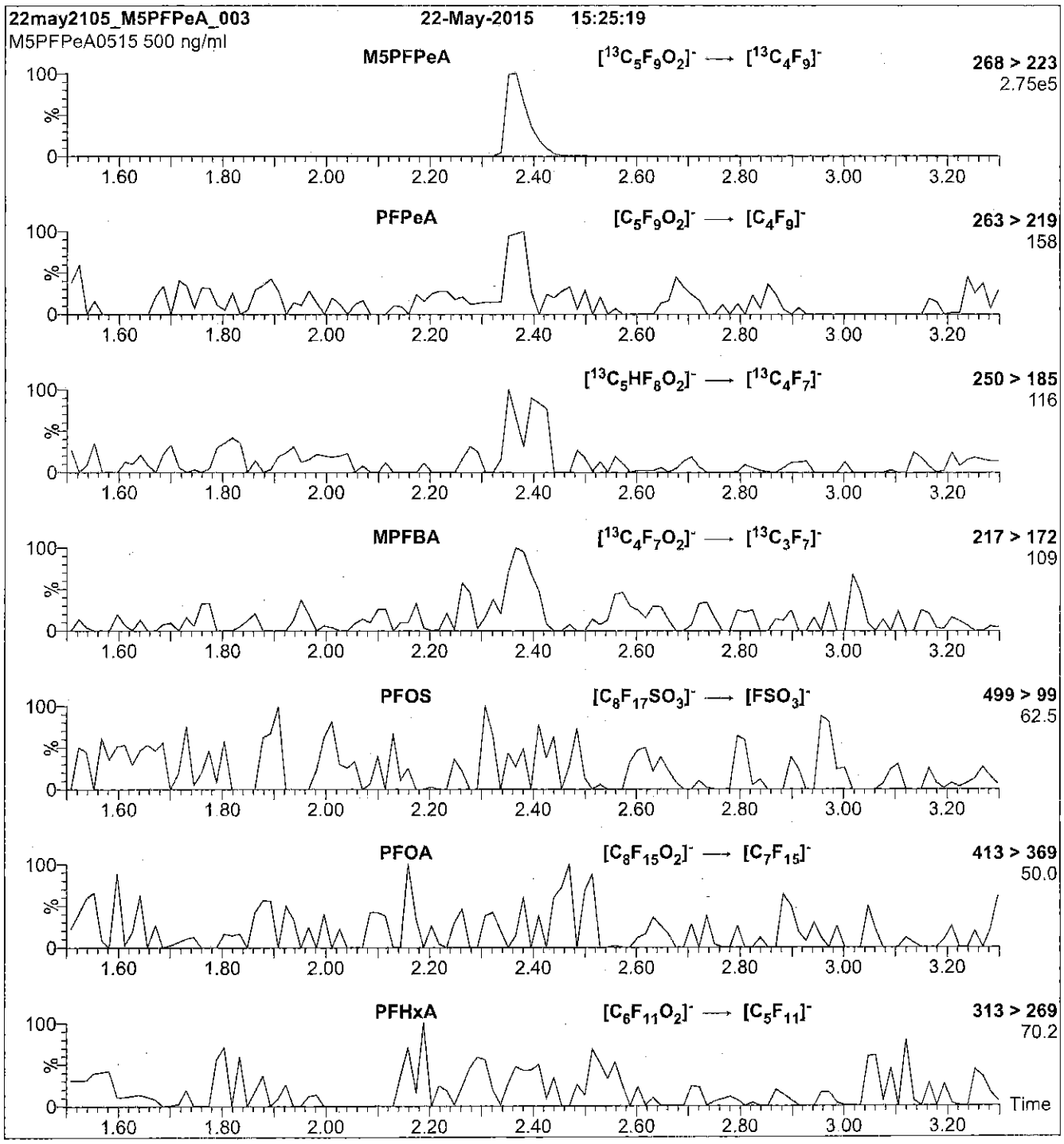

Conditions for Figure 2:

Injection: Direct loop injection
10 µl (500 ng/ml M5PFPeA)

Mobile phase: Isocratic 80% (80:20 MeOH:ACN) / 20% H_2O
(both with 10 mM NH_4OAc buffer)

Flow: 300 µl/min

MS Parameters

Collision Gas (mbar) = 3.35e-3
Collision Energy (eV) = 9

Reagent

LCM5PFPEA_00006

609706
ID: LCM5PFPEA_00006
Exp: 05/22/20 Prpd: CBW
13C5-Perfluoropentanoic a

R: 4/7/16 CBW

WELLINGTON LABORATORIES

CERTIFICATE OF ANALYSIS
DOCUMENTATION

PRODUCT CODE:	M5PFPeA	**LOT NUMBER:**	M5PFPeA0515
COMPOUND:	Perfluoro-n-[$^{13}C_5$]pentanoic acid		
STRUCTURE:		**CAS #:**	Not available

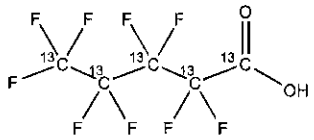

MOLECULAR FORMULA:	$^{13}C_5HF_9O_2$	**MOLECULAR WEIGHT:**	269.01
CONCENTRATION:	50 ± 2.5 µg/ml	**SOLVENT(S):**	Methanol Water (<1%)
CHEMICAL PURITY:	>98%	**ISOTOPIC PURITY:**	≥99% ^{13}C ($^{13}C_5$)
LAST TESTED: (mm/dd/yyyy)	05/22/2015		
EXPIRY DATE: (mm/dd/yyyy)	05/22/2020		
RECOMMENDED STORAGE:	Store ampoule in a cool, dark place		

DOCUMENTATION/ DATA ATTACHED:

Figure 1: LC/MS Data (TIC and Mass Spectrum)
Figure 2: LC/MS/MS Data (Selected MRM Transitions)

ADDITIONAL INFORMATION:

- See page 2 for further details.
- Contains 4 mole eq. of NaOH to prevent conversion of the carboxylic acid to the methyl ester.
- Contains < 0.1% of perfluoro-n-pentanoic acid.

FOR LABORATORY USE ONLY: NOT FOR HUMAN OR DRUG USE

Certified By: B.G. Chittim **Date:** 05/25/2015 (mm/dd/yyyy)

Wellington Laboratories Inc., 345 Southgate Dr. Guelph ON N1G 3M5 CANADA
519-822-2436 • Fax: 519-822-2849 • info@well-labs.com

INTENDED USE:

The products prepared by Wellington Laboratories Inc. are for laboratory use only. This certified reference material (CRM) was designed to be used as a standard for the identification and/or quantification of the specific chemical compound it contains.

HAZARDS:

This product should only be used by qualified personnel familiar with its potential hazards and trained in the handling of hazardous chemicals. Due care should be exercised to prevent unnecessary human contact or ingestion. All procedures should be carried out in a well-functioning fume hood and suitable gloves, eye protection, and clothing should be worn at all times. Waste should be disposed of according to national and regional regulations. Safety Data Sheets (SDSs) are available upon request.

SYNTHESIS / CHARACTERIZATION:

Where possible, all of our products are synthesized using single-product unambiguous routes. They are then characterized, and their structures and purities confirmed, using a combination of the most relevant techniques, such as NMR, GC/MS, LC/MS/MS, SFC/UV/MS/MS, x-ray crystallography, and melting point. Isotopic purities of mass-labelled compounds are also confirmed using HRGC/HRMS and/or LC/MS/MS.

HOMOGENEITY:

Prior to solution preparation, crystalline material is tested for homogeneity using a variety of techniques (as stated above) and its solubility in a given diluent is taken into consideration. Duplicate solutions of a new product are prepared from the same crystalline lot and, after the addition of an appropriate internal standard, they are compared by GC/MS, LC/MS/MS and/or SFC/UV/MS/MS. The relative response factors of the analyte of interest in each solution are required to be <5% RSD. New solution lots of existing products are compared to older lots in the same manner, which further confirms the homogeneity of the crystalline material as well as the stability and homogeneity of the solutions in the storage containers.

UNCERTAINTY:

The maximum combined relative standard uncertainty of our reference standard solutions is calculated using the following equation:

The combined relative standard uncertainty, $u_c(y)$, of a value y and the uncertainty of the independent parameters $x_1, x_2, \ldots x_n$ on which it depends is:

$$u_c(y(x_1, x_2, \ldots x_n)) = \sqrt{\sum_{i=1}^{n} u(y, x_i)^2}$$

where x is expressed as a relative standard uncertainty of the individual parameter.

The individual uncertainties taken into account include those associated with weights (calibration of the balance) and volumes (calibration of the volumetric glassware). An expanded maximum combined percent relative uncertainty of ±5% (calculated with a coverage factor of 2 and a level of confidence of 95%) is stated on the Certificate of Analysis for all of our products.

TRACEABILITY:

All reference standard solutions are traceable to specific crystalline lots. The microbalances used for solution preparation are regularly tested by an external ISO/IEC 17025 accredited calibration company. In addition, their calibration is verified prior to each weighing using NIST and/or NRC traceable external weights. All volumetric glassware used is of Class A tolerance and has been tested according to the appropriate ASTM procedures, which are ultimately traceable to NIST. For certain products, traceability to international interlaboratory studies has also been established.

EXPIRY DATE / PERIOD OF VALIDITY:

Ongoing stability studies of this product have demonstrated stability in its composition and concentration, until the specified expiry date, in the unopened ampoule. Monitoring for any degradation or change in concentration of the listed analyte(s) is performed on a routine basis.

LIMITED WARRANTY:

At the time of shipment, all products are warranted to be free of defects in material and workmanship and to conform to the stated technical and purity specifications.

QUALITY MANAGEMENT:

This product was produced using a Quality Management System registered to the latest versions of ISO 9001 by SAI Global, ISO/IEC 17025 by the Canadian Association for Laboratory Accreditation Inc. (CALA; A 1226), and ISO GUIDE 34 by ANSI-ASQ National Accreditation Board (ANAB; AR-1523).

CALA

ANAB ACCREDITED ISO 17034 REFERENCE MATERIAL PRODUCER

For additional information or assistance concerning this or any other products from Wellington Laboratories Inc., please visit our website at www.well-labs.com or contact us directly at info@well-labs.com

Figure 1: **M5PFPeA; LC/MS Data (TIC and Mass Spectrum)**

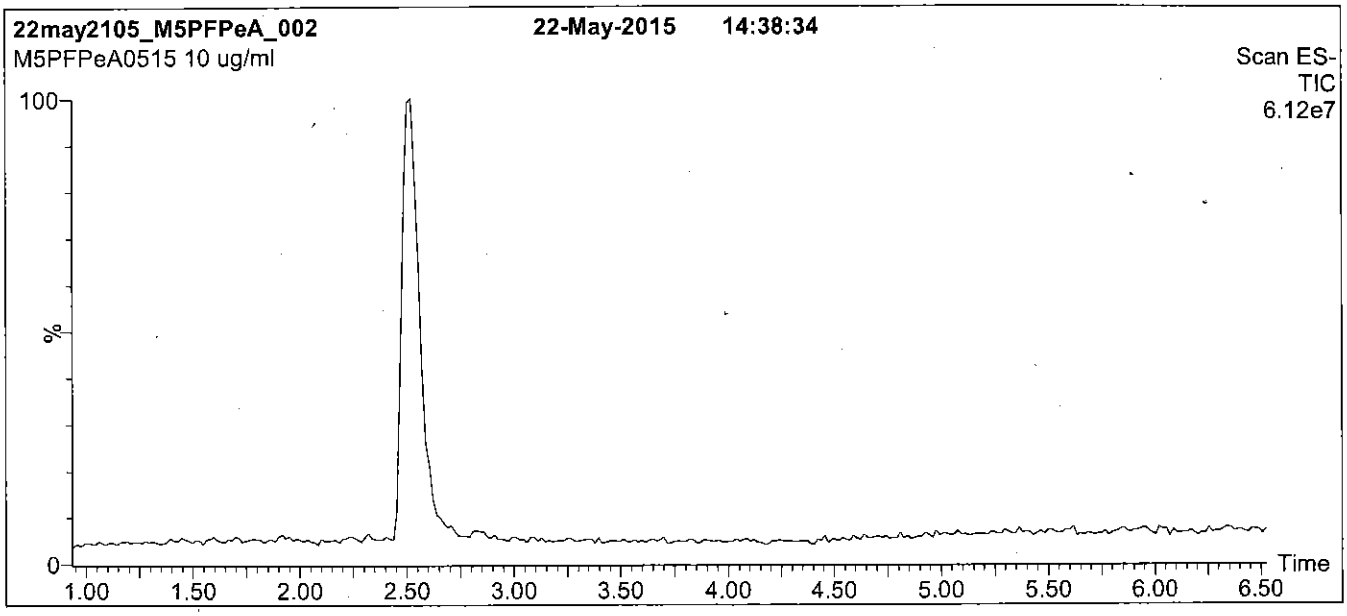

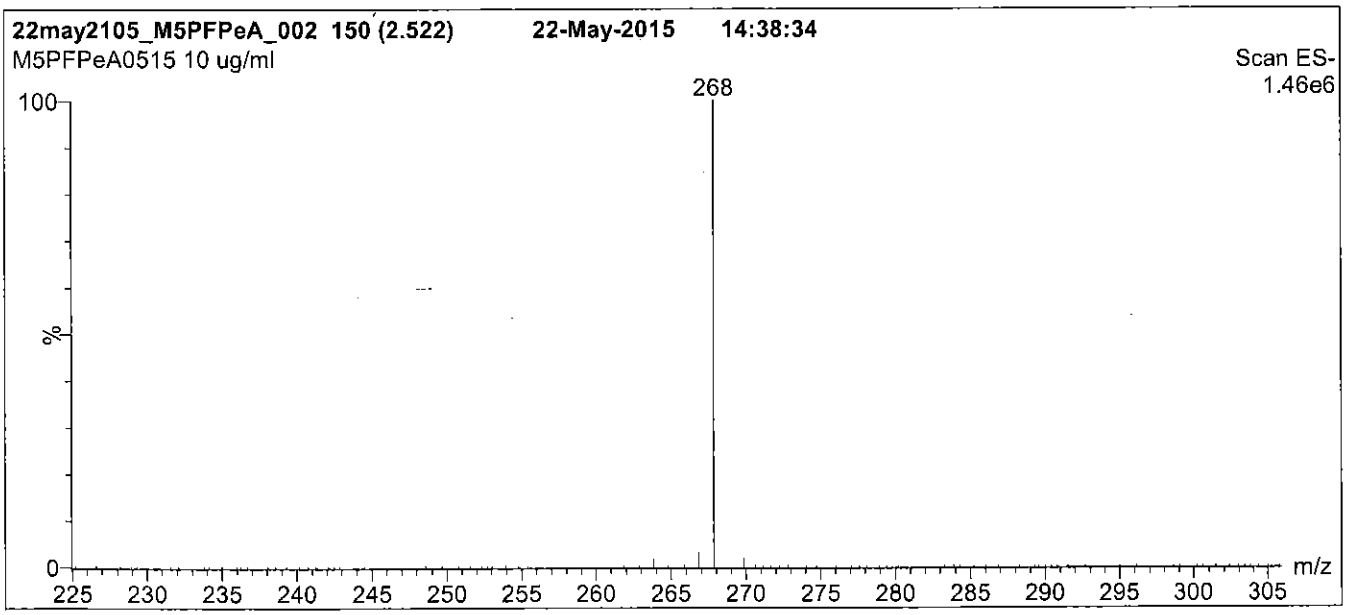

Conditions for Figure 1:

LC: **Waters Acquity Ultra Performance LC**
MS: **Micromass Quattro *micro* API MS**

Chromatographic Conditions

Column: Acquity UPLC BEH Shield RP_{18}
1.7 µm, 2.1 x 100 mm

Mobile phase: Gradient
Start: 40% (80:20 MeOH:ACN) / 60% H_2O
(both with 10 mM NH_4OAc buffer)
Ramp to 90% organic over 7 min and hold for
1.5 min before returning to initial conditions in 0.5 min.
Time: 10 min

Flow: 300 µl/min

MS Parameters

Experiment: Full Scan (225 - 850 amu)

Source: Electrospray (negative)
Capillary Voltage (kV) = 2.00
Cone Voltage (V) = 15.00
Cone Gas Flow (l/hr) = 60
Desolvation Gas Flow (l/hr) = 750

Figure 2: **M5PFPeA; LC/MS/MS Data (Selected MRM Transitions)**

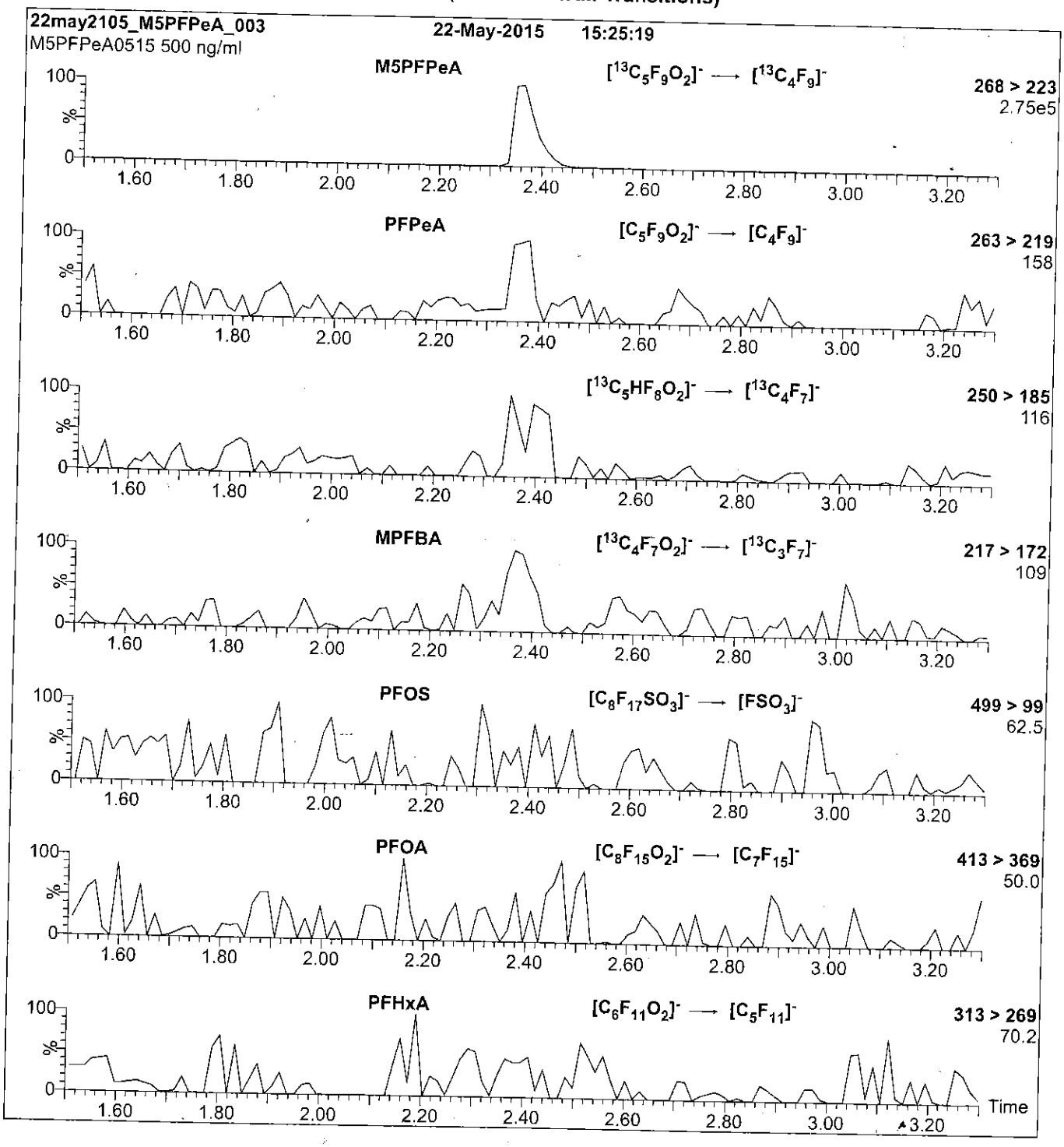

Conditions for Figure 2:

Injection:	Direct loop injection 10 µl (500 ng/ml M5PFPeA)
Mobile phase:	Isocratic 80% (80:20 MeOH:ACN) / 20% H_2O (both with 10 mM NH_4OAc buffer)
Flow:	300 µl/min

MS Parameters

Collision Gas (mbar) = 3.35e-3
Collision Energy (eV) = 9

Reagent

LCM8FOSA_00006

Rec: 9/15/15 SV

WELLINGTON LABORATORIES

CERTIFICATE OF ANALYSIS
DOCUMENTATION

PRODUCT CODE: M8FOSA-I
COMPOUND: Perfluoro-1-[$^{13}C_8$]octanesulfonamide

LOT NUMBER: M8FOSA1214I

STRUCTURE:

CAS #: Not available

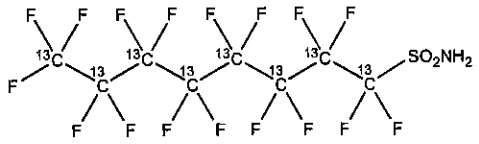

MOLECULAR FORMULA:	$^{13}C_8H_2F_{17}NO_2S$	**MOLECULAR WEIGHT:**	507.09
CONCENTRATION:	50 ± 2.5 µg/ml	**SOLVENT(S):**	Isopropanol
CHEMICAL PURITY:	>98%	**ISOTOPIC PURITY:**	≥99% ^{13}C ($^{13}C_8$)
LAST TESTED: (mm/dd/yyyy)	12/15/2014		
EXPIRY DATE: (mm/dd/yyyy)	12/15/2016		
RECOMMENDED STORAGE:	Refrigerate ampoule		

DOCUMENTATION/ DATA ATTACHED:

Figure 1: LC/MS Data (TIC and Mass Spectrum)
Figure 2: LC/MS/MS Data (Selected MRM Transitions)

ADDITIONAL INFORMATION:

- See page 2 for further details.

FOR LABORATORY USE ONLY: NOT FOR HUMAN OR DRUG USE

Certified By: B.G. Chittim **Date:** 04/01/2015 (mm/dd/yyyy)

Wellington Laboratories Inc., 345 Southgate Dr. Guelph ON N1G 3M5 CANADA
519-822-2436 • Fax: 519-822-2849 • info@well-labs.com

INTENDED USE:

The products prepared by Wellington Laboratories Inc. are for laboratory use only. This certified reference material (CRM) was designed to be used as a standard for the identification and/or quantification of the specific chemical compound it contains.

HAZARDS:

This product should only be used by qualified personnel familiar with its potential hazards and trained in the handling of hazardous chemicals. Due care should be exercised to prevent unnecessary human contact or ingestion. All procedures should be carried out in a well-functioning fume hood and suitable gloves, eye protection, and clothing should be worn at all times. Waste should be disposed of according to national and regional regulations. Safety Data Sheets (SDSs) are available upon request.

SYNTHESIS / CHARACTERIZATION:

Where possible, all of our products are synthesized using single-product unambiguous routes. They are then characterized, and their structures and purities confirmed, using a combination of the most relevant techniques, such as NMR, GC/MS, LC/MS/MS, SFC/UV/MS/MS, x-ray crystallography, and melting point. Isotopic purities of mass-labelled compounds are also confirmed using HRGC/HRMS and/or LC/MS/MS.

HOMOGENEITY:

Prior to solution preparation, crystalline material is tested for homogeneity using a variety of techniques (as stated above) and its solubility in a given diluent is taken into consideration. Duplicate solutions of a new product are prepared from the same crystalline lot and, after the addition of an appropriate internal standard, they are compared by GC/MS, LC/MS/MS and/or SFC/UV/MS/MS. The relative response factors of the analyte of interest in each solution are required to be <5% RSD. New solution lots of existing products are compared to older lots in the same manner, which further confirms the homogeneity of the crystalline material as well as the stability and homogeneity of the solutions in the storage containers.

UNCERTAINTY:

The maximum combined relative standard uncertainty of our reference standard solutions is calculated using the following equation:

The combined relative standard uncertainty, $u_c(y)$, of a value y and the uncertainty of the independent parameters $x_1, x_2, \ldots x_n$ on which it depends is:

$$u_c(y(x_1, x_2, \ldots x_n)) = \sqrt{\sum_{i=1}^{n} u(y, x_i)^2}$$

where x is expressed as a relative standard uncertainty of the individual parameter.

The individual uncertainties taken into account include those associated with weights (calibration of the balance) and volumes (calibration of the volumetric glassware). An expanded maximum combined percent relative uncertainty of ±5% (calculated with a coverage factor of 2 and a level of confidence of 95%) is stated on the Certificate of Analysis for all of our products.

TRACEABILITY:

All reference standard solutions are traceable to specific crystalline lots. The microbalances used for solution preparation are regularly tested by an external ISO/IEC 17025 accredited calibration company. In addition, their calibration is verified prior to each weighing using NIST and/or NRC traceable external weights. All volumetric glassware used is of Class A tolerance and has been tested according to the appropriate ASTM procedures, which are ultimately traceable to NIST. For certain products, traceability to international interlaboratory studies has also been established.

EXPIRY DATE / PERIOD OF VALIDITY:

Ongoing stability studies of this product have demonstrated stability in its composition and concentration, until the specified expiry date, in the unopened ampoule. Monitoring for any degradation or change in concentration of the listed analyte(s) is performed on a routine basis.

LIMITED WARRANTY:

At the time of shipment, all products are warranted to be free of defects in material and workmanship and to conform to the stated technical and purity specifications.

QUALITY MANAGEMENT:

This product was produced using a Quality Management System registered to the latest versions of ISO 9001 by SAI Global, ISO/IEC 17025 by the Canadian Association for Laboratory Accreditation Inc. (CALA; A 1226), and ISO GUIDE 34 by ANSI-ASQ National Accreditation Board (ANAB; AR-1523).

CALA Testing Accreditation No. A1226

ANAB ACCREDITED ISO 9001 REFERENCE MATERIAL PRODUCER

For additional information or assistance concerning this or any other products from Wellington Laboratories Inc., please visit our website at www.well-labs.com or contact us directly at info@well-labs.com

Figure 1: **M8FOSA-I; LC/MS Data (TIC and Mass Spectrum)**

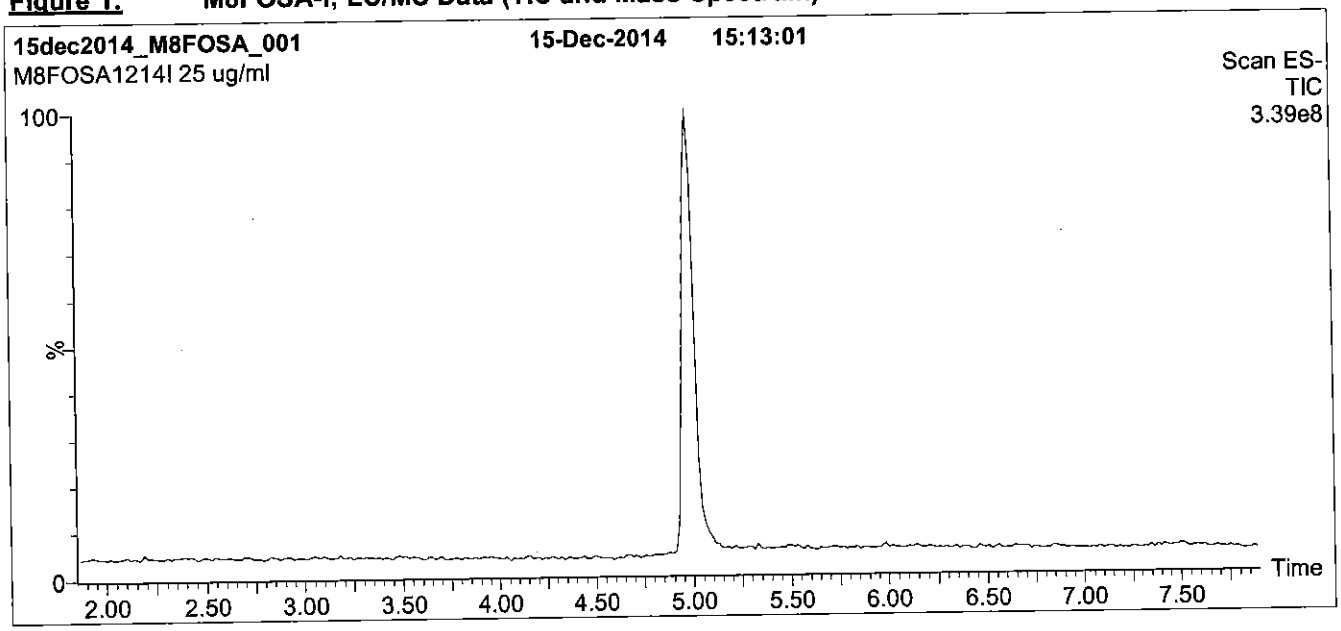



Condltions for Figure 1:

LC: **Waters Acquity Ultra Performance LC**
MS: **Micromass Quattro *micro* API MS**

Chromatographic Conditions

Column: Acquity UPLC BEH Shield RP_{18}
1.7 µm, 2.1 x 100 mm

Mobile phase: Gradient
Start: 55% (80:20 MeOH:ACN) / 45% H_2O
(both with 10 mM NH_4OAc buffer)
Ramp to 90% organic over 7.5 min and hold for 1 min
before returning to initial conditions in 0.5 min.
Time: 10 min

Flow: 300 µl/min

MS Parameters

Experiment: Full Scan (150 - 850 amu)

Source: Electrospray (negative)
Capillary Voltage (kV) = 2.50
Cone Voltage (V) = 40.00
Cone Gas Flow (l/hr) = 50
Desolvation Gas Flow (l/hr) = 750

Figure 2: **M8FOSA-I; LC/MS/MS Data (Selected MRM Transitions)**

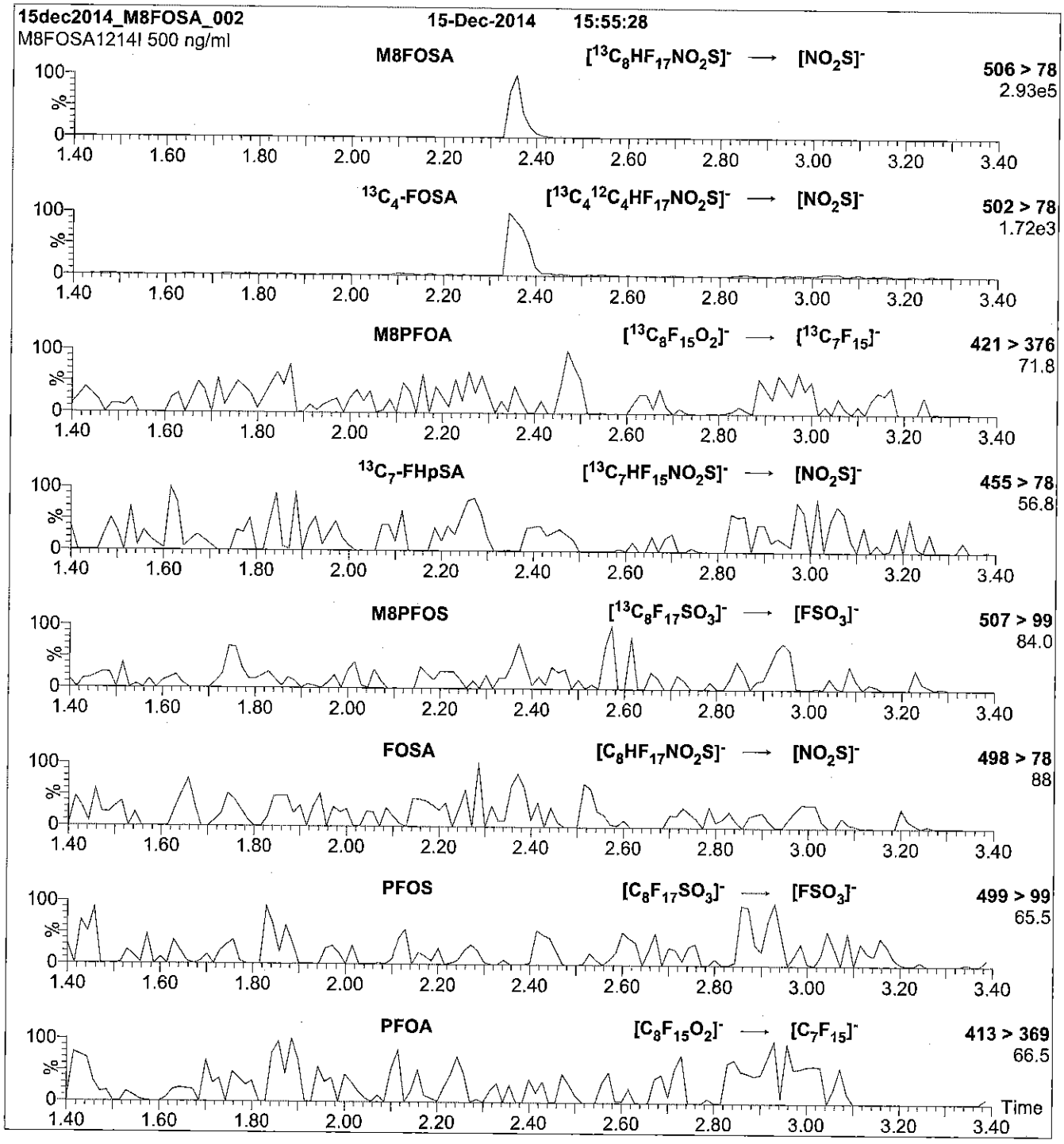

Conditions for Figure 2:

Injection: Direct loop injection
10 µl (500 ng/ml M8FOSA-I)

Mobile phase: Isocratic 80% (80:20 MeOH:ACN) / 20% H_2O
(both with 10 mM NH_4OAc buffer)

Flow: 300 µl/min

MS Parameters

Collision Gas (mbar) = 3.31e-3
Collision Energy (eV) = 30

Reagent

LCM8FOSA_00007

572887
ID: LCM8FOSA_00007
Exp. 12/15/16 Prpd: CBW
13C8-Perfluorooctanesulfo

R: 1/25/16
S:

WELLINGTON LABORATORIES

CERTIFICATE OF ANALYSIS
DOCUMENTATION

PRODUCT CODE: M8FOSA-I
COMPOUND: Perfluoro-1-[$^{13}C_8$]octanesulfonamide

LOT NUMBER: M8FOSA1214I

STRUCTURE:

CAS #: Not available

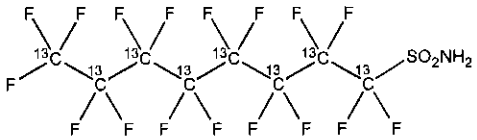

MOLECULAR FORMULA:	$^{13}C_8H_2F_{17}NO_2S$	**MOLECULAR WEIGHT:**	507.09
CONCENTRATION:	50 ± 2.5 µg/ml	**SOLVENT(S):**	Isopropanol
CHEMICAL PURITY:	>98%	**ISOTOPIC PURITY:**	≥99% ^{13}C ($^{13}C_8$)
LAST TESTED: (mm/dd/yyyy)	12/15/2014		
EXPIRY DATE: (mm/dd/yyyy)	12/15/2016		
RECOMMENDED STORAGE:	Refrigerate ampoule		

DOCUMENTATION/ DATA ATTACHED:

Figure 1: LC/MS Data (TIC and Mass Spectrum)
Figure 2: LC/MS/MS Data (Selected MRM Transitions)

ADDITIONAL INFORMATION:

- See page 2 for further details.

FOR LABORATORY USE ONLY: NOT FOR HUMAN OR DRUG USE

Certified By: B.G. Chittim **Date:** 04/01/2015 (mm/dd/yyyy)

Wellington Laboratories Inc., 345 Southgate Dr. Guelph ON N1G 3M5 CANADA
519-822-2436 • Fax: 519-822-2849 • info@well-labs.com

INTENDED USE:

The products prepared by Wellington Laboratories Inc. are for laboratory use only. This certified reference material (CRM) was designed to be used as a standard for the identification and/or quantification of the specific chemical compound it contains.

HAZARDS:

This product should only be used by qualified personnel familiar with its potential hazards and trained in the handling of hazardous chemicals. Due care should be exercised to prevent unnecessary human contact or ingestion. All procedures should be carried out in a well-functioning fume hood and suitable gloves, eye protection, and clothing should be worn at all times. Waste should be disposed of according to national and regional regulations. Safety Data Sheets (SDSs) are available upon request.

SYNTHESIS / CHARACTERIZATION:

Where possible, all of our products are synthesized using single-product unambiguous routes. They are then characterized, and their structures and purities confirmed, using a combination of the most relevant techniques, such as NMR, GC/MS, LC/MS/MS, SFC/UV/MS/MS, x-ray crystallography, and melting point. Isotopic purities of mass-labelled compounds are also confirmed using HRGC/HRMS and/or LC/MS/MS.

HOMOGENEITY:

Prior to solution preparation, crystalline material is tested for homogeneity using a variety of techniques (as stated above) and its solubility in a given diluent is taken into consideration. Duplicate solutions of a new product are prepared from the same crystalline lot and, after the addition of an appropriate internal standard, they are compared by GC/MS, LC/MS/MS and/or SFC/UV/MS/MS. The relative response factors of the analyte of interest in each solution are required to be <5% RSD. New solution lots of existing products are compared to older lots in the same manner, which further confirms the homogeneity of the crystalline material as well as the stability and homogeneity of the solutions in the storage containers.

UNCERTAINTY:

The maximum combined relative standard uncertainty of our reference standard solutions is calculated using the following equation:

The combined relative standard uncertainty, $u_c(y)$, of a value y and the uncertainty of the independent parameters x_1, x_2,...x_n on which it depends is:

$$u_c(y(x_1, x_2, ...x_n)) = \sqrt{\sum_{i=1}^{n} u(y, x_i)^2}$$

where x is expressed as a relative standard uncertainty of the individual parameter.

The individual uncertainties taken into account include those associated with weights (calibration of the balance) and volumes (calibration of the volumetric glassware). An expanded maximum combined percent relative uncertainty of ±5% (calculated with a coverage factor of 2 and a level of confidence of 95%) is stated on the Certificate of Analysis for all of our products.

TRACEABILITY:

All reference standard solutions are traceable to specific crystalline lots. The microbalances used for solution preparation are regularly tested by an external ISO/IEC 17025 accredited calibration company. In addition, their calibration is verified prior to each weighing using NIST and/or NRC traceable external weights. All volumetric glassware used is of Class A tolerance and has been tested according to the appropriate ASTM procedures, which are ultimately traceable to NIST. For certain products, traceability to international interlaboratory studies has also been established.

EXPIRY DATE / PERIOD OF VALIDITY:

Ongoing stability studies of this product have demonstrated stability in its composition and concentration, until the specified expiry date, in the unopened ampoule. Monitoring for any degradation or change in concentration of the listed analyte(s) is performed on a routine basis.

LIMITED WARRANTY:

At the time of shipment, all products are warranted to be free of defects in material and workmanship and to conform to the stated technical and purity specifications.

QUALITY MANAGEMENT:

This product was produced using a Quality Management System registered to the latest versions of ISO 9001 by SAI Global, ISO/IEC 17025 by the Canadian Association for Laboratory Accreditation Inc. (CALA; A 1226), and ISO GUIDE 34 by ANSI-ASQ National Accreditation Board (ANAB; AR-1523).

CALA Testing Accreditation No. A 1226

ANAB ACCREDITED REFERENCE MATERIAL PRODUCER

For additional information or assistance concerning this or any other products from Wellington Laboratories Inc., please visit our website at www.well-labs.com or contact us directly at info@well-labs.com

Figure 1: **M8FOSA-I; LC/MS Data (TIC and Mass Spectrum)**

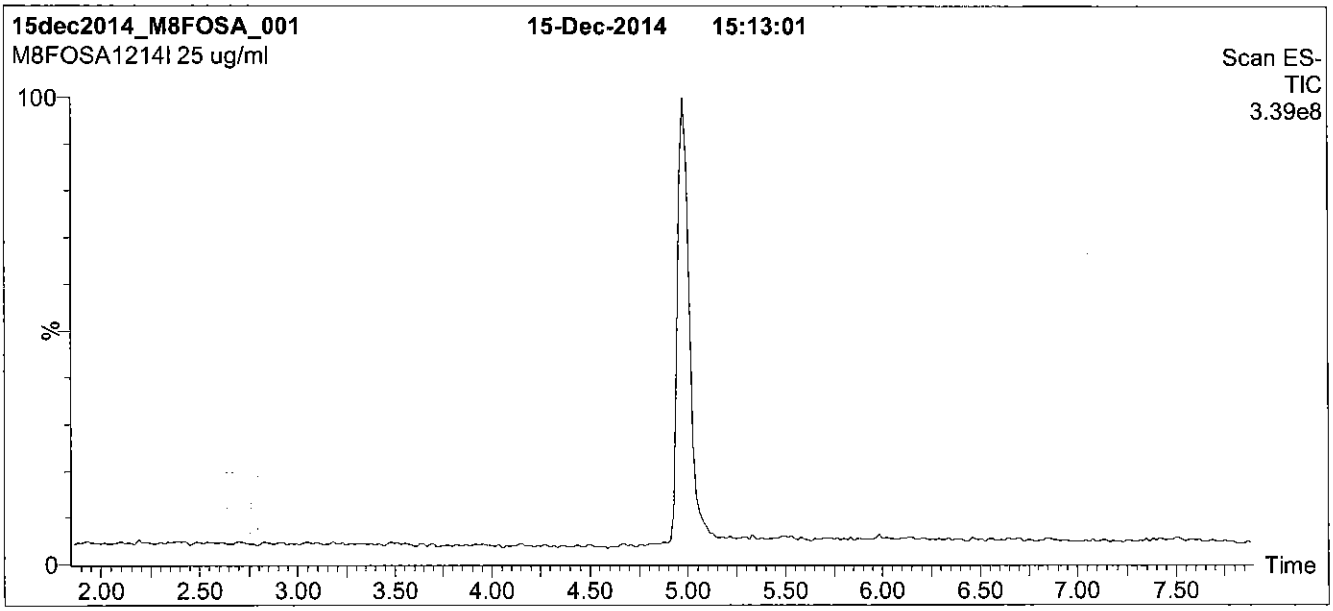

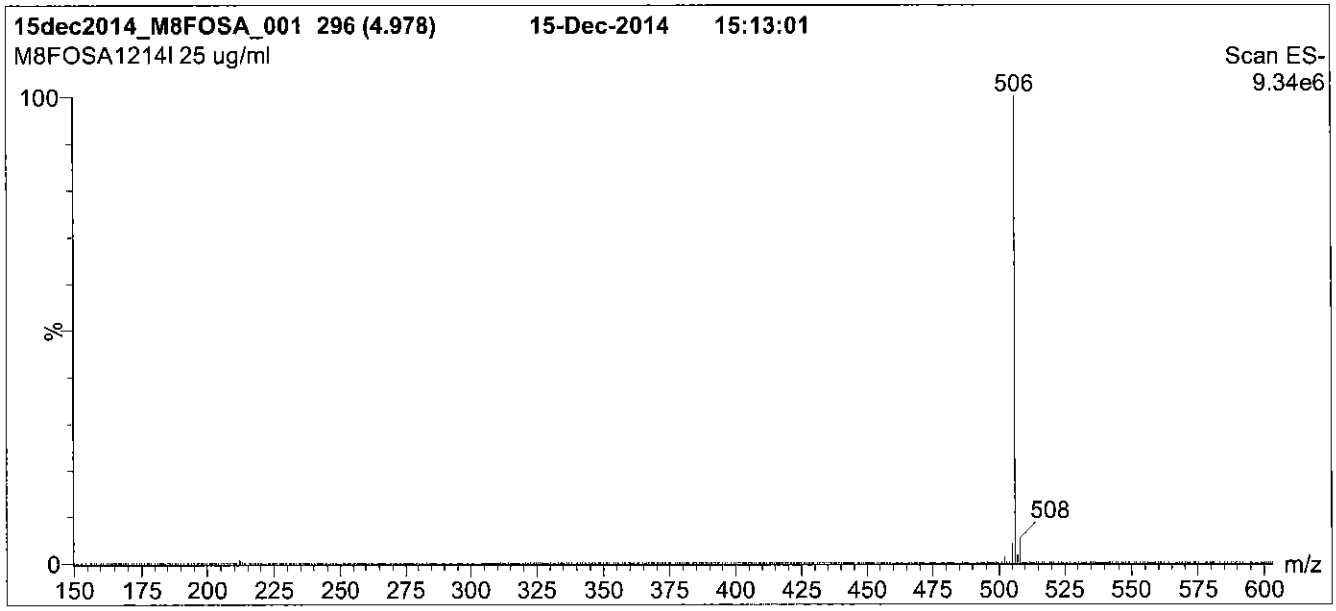

Conditions for Figure 1:

LC: **Waters Acquity Ultra Performance LC**
MS: **Micromass Quattro *micro* API MS**

Chromatographic Conditions

Column: Acquity UPLC BEH Shield RP_{18}
1.7 µm, 2.1 x 100 mm

Mobile phase: Gradient
Start: 55% (80:20 MeOH:ACN) / 45% H_2O
(both with 10 mM NH_4OAc buffer)
Ramp to 90% organic over 7.5 min and hold for 1 min
before returning to initial conditions in 0.5 min.
Time: 10 min

Flow: 300 µl/min

MS Parameters

Experiment: Full Scan (150 - 850 amu)

Source: Electrospray (negative)
Capillary Voltage (kV) = 2.50
Cone Voltage (V) = 40.00
Cone Gas Flow (l/hr) = 50
Desolvation Gas Flow (l/hr) = 750

Figure 2: **M8FOSA-I; LC/MS/MS Data (Selected MRM Transitions)**

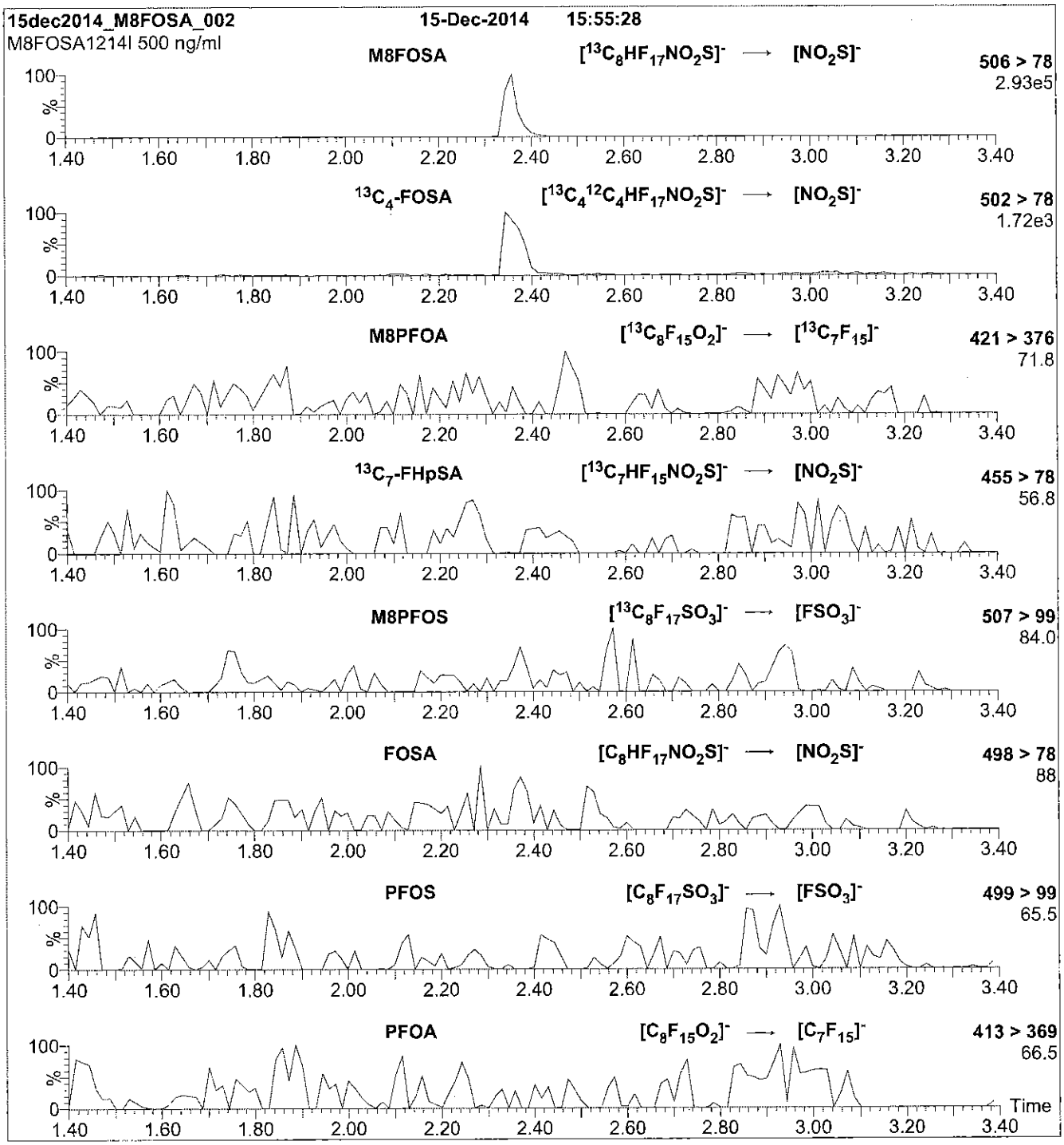

Conditions for Figure 2:

Injection: Direct loop injection
10 µl (500 ng/ml M8FOSA-I)

Mobile phase: Isocratic 80% (80:20 MeOH:ACN) / 20% H_2O
(both with 10 mM NH_4OAc buffer)

Flow: 300 µl/min

MS Parameters

Collision Gas (mbar) = 3.31e-3
Collision Energy (eV) = 30

Reagent

LCM8FOSA_00008

R: 3/3/16 CBJ

591143
ID: LCM8FOSA_00008
Exp: 12/22/17 Prpd: CBW
13C8-Perfluorooctanesulfo

WELLINGTON LABORATORIES

CERTIFICATE OF ANALYSIS
DOCUMENTATION

PRODUCT CODE: M8FOSA-I
COMPOUND: Perfluoro-1-[$^{13}C_8$]octanesulfonamide

LOT NUMBER: M8FOSA1215I

STRUCTURE:

CAS #: Not available

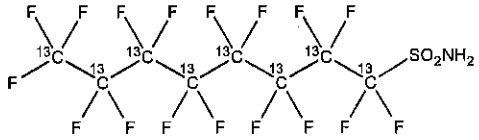

MOLECULAR FORMULA:	$^{13}C_6H_2F_{17}NO_2S$	**MOLECULAR WEIGHT:**	507.09
CONCENTRATION:	50 ± 2.5 µg/ml	**SOLVENT(S):**	Isopropanol
CHEMICAL PURITY:	>98%	**ISOTOPIC PURITY:**	≥99% ^{13}C ($^{13}C_8$)
LAST TESTED: (mm/dd/yyyy)	12/22/2015		
EXPIRY DATE: (mm/dd/yyyy)	12/22/2017		
RECOMMENDED STORAGE:	Refrigerate ampoule		

DOCUMENTATION/ DATA ATTACHED:

Figure 1: LC/MS Data (TIC and Mass Spectrum)
Figure 2: LC/MS/MS Data (Selected MRM Transitions)

ADDITIONAL INFORMATION:

- See page 2 for further details.

FOR LABORATORY USE ONLY: NOT FOR HUMAN OR DRUG USE

Certified By: B.G. Chittim **Date:** 01/14/2016 (mm/dd/yyyy)

Wellington Laboratories Inc., 345 Southgate Dr. Guelph ON N1G 3M5 CANADA
519-822-2436 • Fax: 519-822-2849 • info@well-labs.com

INTENDED USE:

The products prepared by Wellington Laboratories Inc. are for laboratory use only. This certified reference material (CRM) was designed to be used as a standard for the identification and/or quantification of the specific chemical compound it contains.

HAZARDS:

This product should only be used by qualified personnel familiar with its potential hazards and trained in the handling of hazardous chemicals. Due care should be exercised to prevent unnecessary human contact or ingestion. All procedures should be carried out in a well-functioning fume hood and suitable gloves, eye protection, and clothing should be worn at all times. Waste should be disposed of according to national and regional regulations. Safety Data Sheets (SDSs) are available upon request.

SYNTHESIS / CHARACTERIZATION:

Where possible, all of our products are synthesized using single-product unambiguous routes. They are then characterized, and their structures and purities confirmed, using a combination of the most relevant techniques, such as NMR, GC/MS, LC/MS/MS, SFC/UV/MS/MS, x-ray crystallography, and melting point. Isotopic purities of mass-labelled compounds are also confirmed using HRGC/HRMS and/or LC/MS/MS.

HOMOGENEITY:

Prior to solution preparation, crystalline material is tested for homogeneity using a variety of techniques (as stated above) and its solubility in a given diluent is taken into consideration. Duplicate solutions of a new product are prepared from the same crystalline lot and, after the addition of an appropriate internal standard, they are compared by GC/MS, LC/MS/MS and/or SFC/UV/MS/MS. The relative response factors of the analyte of interest in each solution are required to be <5% RSD. New solution lots of existing products are compared to older lots in the same manner, which further confirms the homogeneity of the crystalline material as well as the stability and homogeneity of the solutions in the storage containers.

UNCERTAINTY:

The maximum combined relative standard uncertainty of our reference standard solutions is calculated using the following equation:

The combined relative standard uncertainty, $u_c(y)$, of a value y and the uncertainty of the independent parameters $x_1, x_2, \ldots x_n$ on which it depends is:

$$u_c(y(x_1, x_2, \ldots x_n)) = \sqrt{\sum_{i=1}^{n} u(y, x_i)^2}$$

where x is expressed as a relative standard uncertainty of the individual parameter.

The individual uncertainties taken into account include those associated with weights (calibration of the balance) and volumes (calibration of the volumetric glassware). An expanded maximum combined percent relative uncertainty of ±5% (calculated with a coverage factor of 2 and a level of confidence of 95%) is stated on the Certificate of Analysis for all of our products.

TRACEABILITY:

All reference standard solutions are traceable to specific crystalline lots. The microbalances used for solution preparation are regularly tested by an external ISO/IEC 17025 accredited calibration company. In addition, their calibration is verified prior to each weighing using NIST and/or NRC traceable external weights. All volumetric glassware used is of Class A tolerance and has been tested according to the appropriate ASTM procedures, which are ultimately traceable to NIST. For certain products, traceability to international interlaboratory studies has also been established.

EXPIRY DATE / PERIOD OF VALIDITY:

Ongoing stability studies of this product have demonstrated stability in its composition and concentration, until the specified expiry date, in the unopened ampoule. Monitoring for any degradation or change in concentration of the listed analyte(s) is performed on a routine basis.

LIMITED WARRANTY:

At the time of shipment, all products are warranted to be free of defects in material and workmanship and to conform to the stated technical and purity specifications.

QUALITY MANAGEMENT:

This product was produced using a Quality Management System registered to the latest versions of ISO 9001 by SAI Global, ISO/IEC 17025 by the Canadian Association for Laboratory Accreditation Inc. (CALA; A 1226), and ISO GUIDE 34 by ANSI-ASQ National Accreditation Board (ANAB; AR-1523).

CALA
Testing
Accreditation No. A 1226

ANAB
ACCREDITED
ISO 17025 17034
REFERENCE MATERIAL PRODUCER

For additional information or assistance concerning this or any other products from Wellington Laboratories Inc., please visit our website at www.well-labs.com or contact us directly at info@well-labs.com

Figure 1: **M8FOSA-I; LC/MS Data (TIC and Mass Spectrum)**

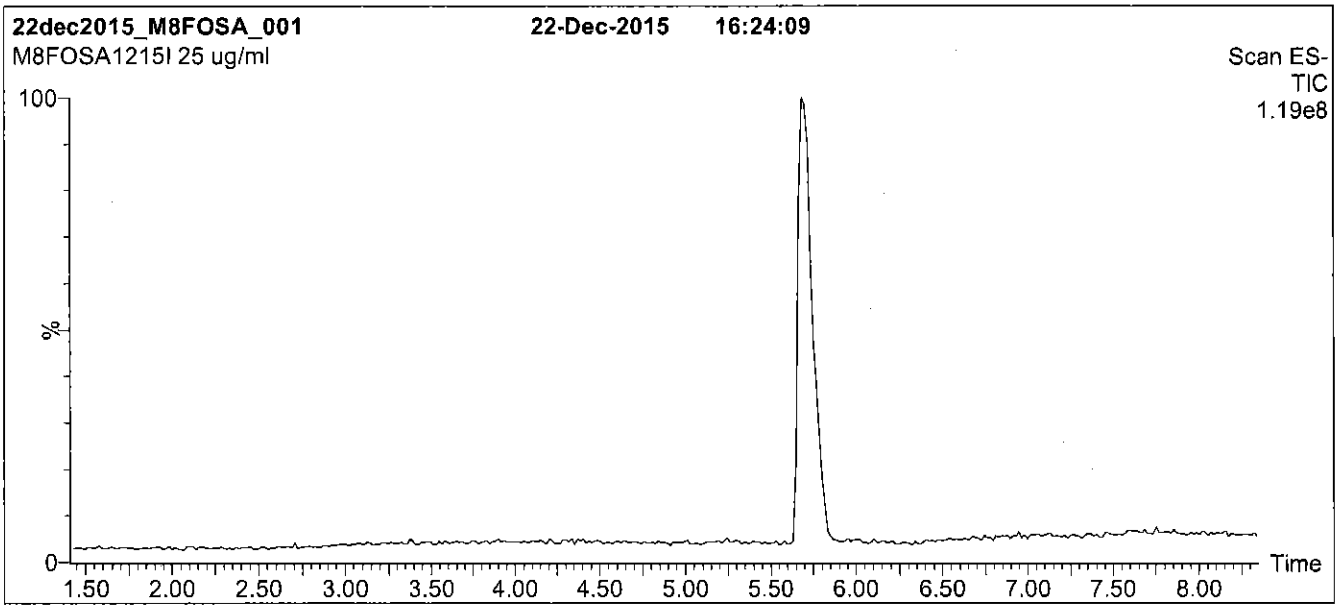

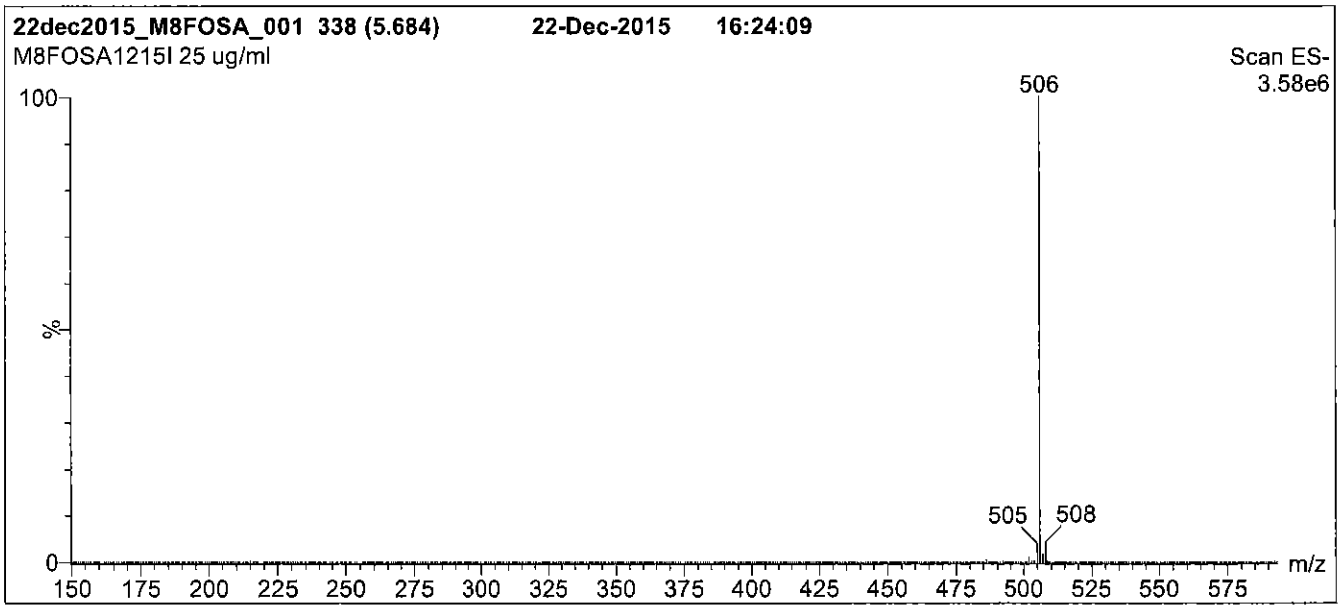

Conditions for Figure 1:

LC: **Waters Acquity Ultra Performance LC**
MS: **Micromass Quattro *micro* API MS**

Chromatographic Conditions

Column: Acquity UPLC BEH Shield RP_{18}
1.7 µm, 2.1 x 100 mm

Mobile phase: Gradient
Start: 50% (80:20 MeOH:ACN) / 50% H_2O
(both with 10 mM NH_4OAc buffer)
Ramp to 90% organic over 7 min and hold for 2 min
before returning to initial conditions in 0.5 min.
Time: 10 min

Flow: 300 µl/min

MS Parameters

Experiment: Full Scan (150 - 850 amu)

Source: Electrospray (negative)
Capillary Voltage (kV) = 2.50
Cone Voltage (V) = 40.00
Cone Gas Flow (l/hr) = 50
Desolvation Gas Flow (l/hr) = 750

Figure 2: **M8FOSA-I; LC/MS/MS Data (Selected MRM Transitions)**

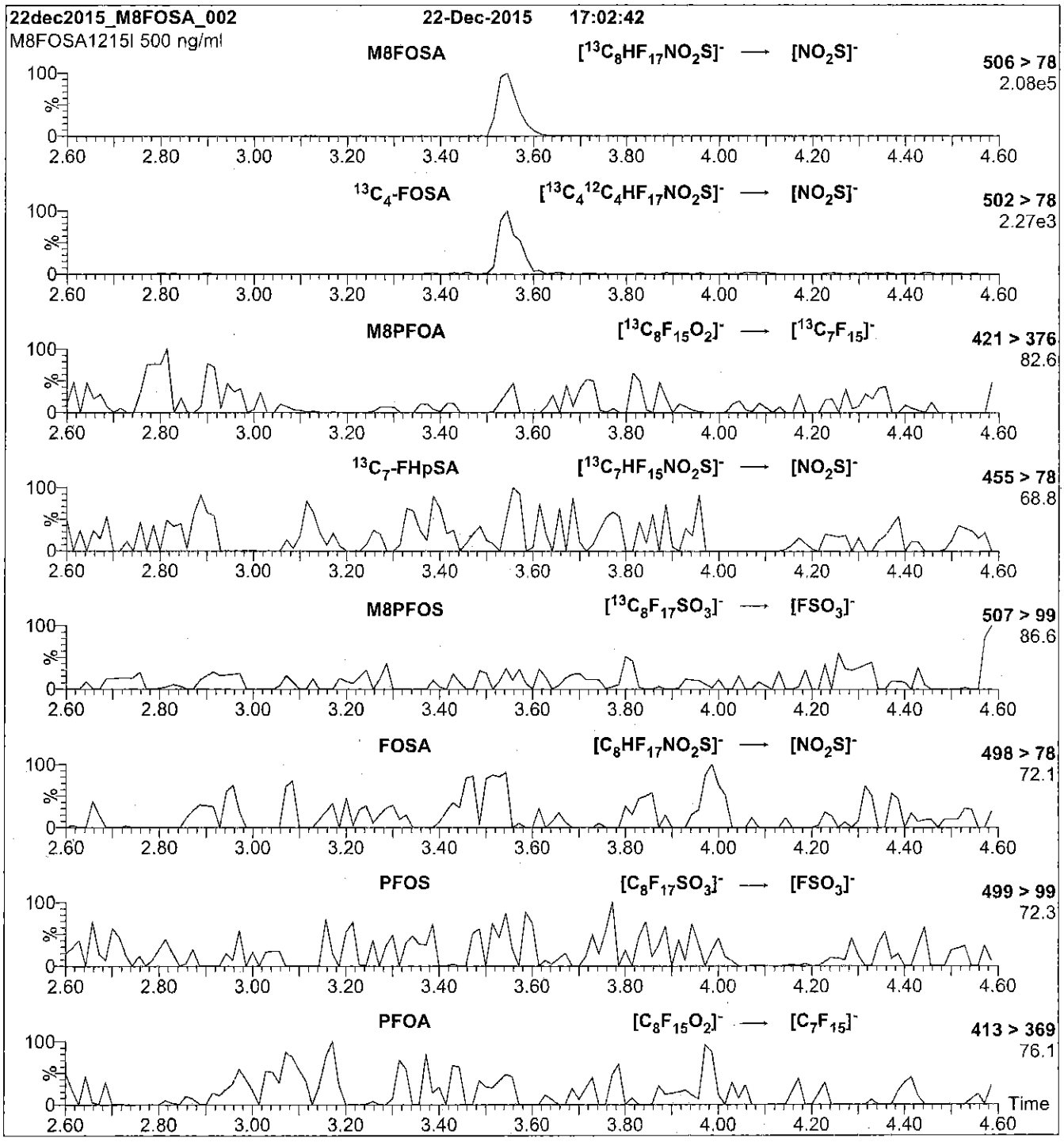

Conditions for Figure 2:

Injection: Direct loop injection
10 µl (500 ng/ml M8FOSA-I)

Mobile phase: Isocratic 80% (80:20 MeOH:ACN) / 20% H_2O
(both with 10 mM NH_4OAc buffer)

Flow: 300 µl/min

MS Parameters

Collision Gas (mbar) = 3.39e-3
Collision Energy (eV) = 30

Reagent

LCM8FOSA_00009

609714
ID: LCM8FOSA_00009
Exp: 12/22/17 Prpd: CBW
13C8-Perfluorooctanesulfo

R=4/7/16 CBW

WELLINGTON LABORATORIES

CERTIFICATE OF ANALYSIS DOCUMENTATION

PRODUCT CODE: M8FOSA-I
COMPOUND: Perfluoro-1-[$^{13}C_8$]octanesulfonamide

LOT NUMBER: M8FOSA1215I

STRUCTURE:

CAS #: Not available

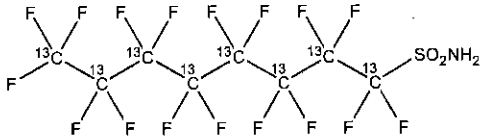

MOLECULAR FORMULA:	$^{13}C_8H_2F_{17}NO_2S$	**MOLECULAR WEIGHT:**	507.09
CONCENTRATION:	50 ± 2.5 µg/ml	**SOLVENT(S):**	Isopropanol
CHEMICAL PURITY:	>98%	**ISOTOPIC PURITY:**	≥99% ^{13}C ($^{13}C_8$)
LAST TESTED: (mm/dd/yyyy)	12/22/2015		
EXPIRY DATE: (mm/dd/yyyy)	12/22/2017		
RECOMMENDED STORAGE:	Refrigerate ampoule		

DOCUMENTATION/ DATA ATTACHED:

Figure 1: LC/MS Data (TIC and Mass Spectrum)
Figure 2: LC/MS/MS Data (Selected MRM Transitions)

ADDITIONAL INFORMATION:

- See page 2 for further details.

FOR LABORATORY USE ONLY: NOT FOR HUMAN OR DRUG USE

Certified By: B.G. Chittim **Date:** 01/14/2016 (mm/dd/yyyy)

Wellington Laboratories Inc., 345 Southgate Dr. Guelph ON N1G 3M5 CANADA
519-822-2436 • Fax: 519-822-2849 • info@well-labs.com

INTENDED USE:

The products prepared by Wellington Laboratories Inc. are for laboratory use only. This certified reference material (CRM) was designed to be used as a standard for the identification and/or quantification of the specific chemical compound it contains.

HAZARDS:

This product should only be used by qualified personnel familiar with its potential hazards and trained in the handling of hazardous chemicals. Due care should be exercised to prevent unnecessary human contact or ingestion. All procedures should be carried out in a well-functioning fume hood and suitable gloves, eye protection, and clothing should be worn at all times. Waste should be disposed of according to national and regional regulations. Safety Data Sheets (SDSs) are available upon request.

SYNTHESIS / CHARACTERIZATION:

Where possible, all of our products are synthesized using single-product unambiguous routes. They are then characterized, and their structures and purities confirmed, using a combination of the most relevant techniques, such as NMR, GC/MS, LC/MS/MS, SFC/UV/MS/MS, x-ray crystallography, and melting point. Isotopic purities of mass-labelled compounds are also confirmed using HRGC/HRMS and/or LC/MS/MS.

HOMOGENEITY:

Prior to solution preparation, crystalline material is tested for homogeneity using a variety of techniques (as stated above) and its solubility in a given diluent is taken into consideration. Duplicate solutions of a new product are prepared from the same crystalline lot and, after the addition of an appropriate internal standard, they are compared by GC/MS, LC/MS/MS and/or SFC/UV/MS/MS. The relative response factors of the analyte of interest in each solution are required to be <5% RSD. New solution lots of existing products are compared to older lots in the same manner, which further confirms the homogeneity of the crystalline material as well as the stability and homogeneity of the solutions in the storage containers.

UNCERTAINTY:

The maximum combined relative standard uncertainty of our reference standard solutions is calculated using the following equation:

The combined relative standard uncertainty, $u_c(y)$, of a value y and the uncertainty of the independent parameters x_1, x_2,...x_n on which it depends is:

$$u_c(y(x_1, x_2, ...x_n)) = \sqrt{\sum_{i=1}^{n} u(y, x_i)^2}$$

where x is expressed as a relative standard uncertainty of the individual parameter.

The individual uncertainties taken into account include those associated with weights (calibration of the balance) and volumes (calibration of the volumetric glassware). An expanded maximum combined percent relative uncertainty of ±5% (calculated with a coverage factor of 2 and a level of confidence of 95%) is stated on the Certificate of Analysis for all of our products.

TRACEABILITY:

All reference standard solutions are traceable to specific crystalline lots. The microbalances used for solution preparation are regularly tested by an external ISO/IEC 17025 accredited calibration company. In addition, their calibration is verified prior to each weighing using NIST and/or NRC traceable external weights. All volumetric glassware used is of Class A tolerance and has been tested according to the appropriate ASTM procedures, which are ultimately traceable to NIST. For certain products, traceability to international interlaboratory studies has also been established.

EXPIRY DATE / PERIOD OF VALIDITY:

Ongoing stability studies of this product have demonstrated stability in its composition and concentration, until the specified expiry date, in the unopened ampoule. Monitoring for any degradation or change in concentration of the listed analyte(s) is performed on a routine basis.

LIMITED WARRANTY:

At the time of shipment, all products are warranted to be free of defects in material and workmanship and to conform to the stated technical and purity specifications.

QUALITY MANAGEMENT:

This product was produced using a Quality Management System registered to the latest versions of ISO 9001 by SAI Global, ISO/IEC 17025 by the Canadian Association for Laboratory Accreditation Inc. (CALA; A 1226), and ISO GUIDE 34 by ANSI-ASQ National Accreditation Board (ANAB; AR-1523).

CALA Testing Accreditation Inc. A1226

ANAB ACCREDITED REFERENCE MATERIAL PRODUCER

For additional information or assistance concerning this or any other products from Wellington Laboratories Inc., please visit our website at www.well-labs.com or contact us directly at info@well-labs.com

Figure 1: M8FOSA-I; LC/MS Data (TIC and Mass Spectrum)

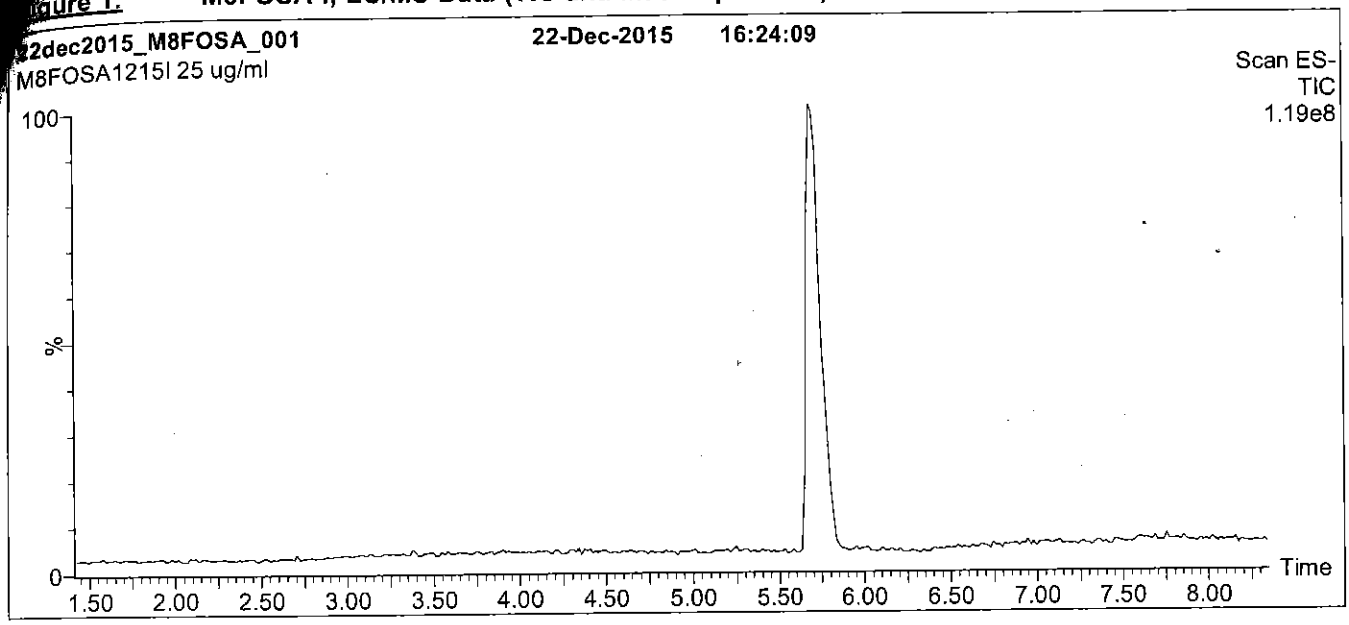

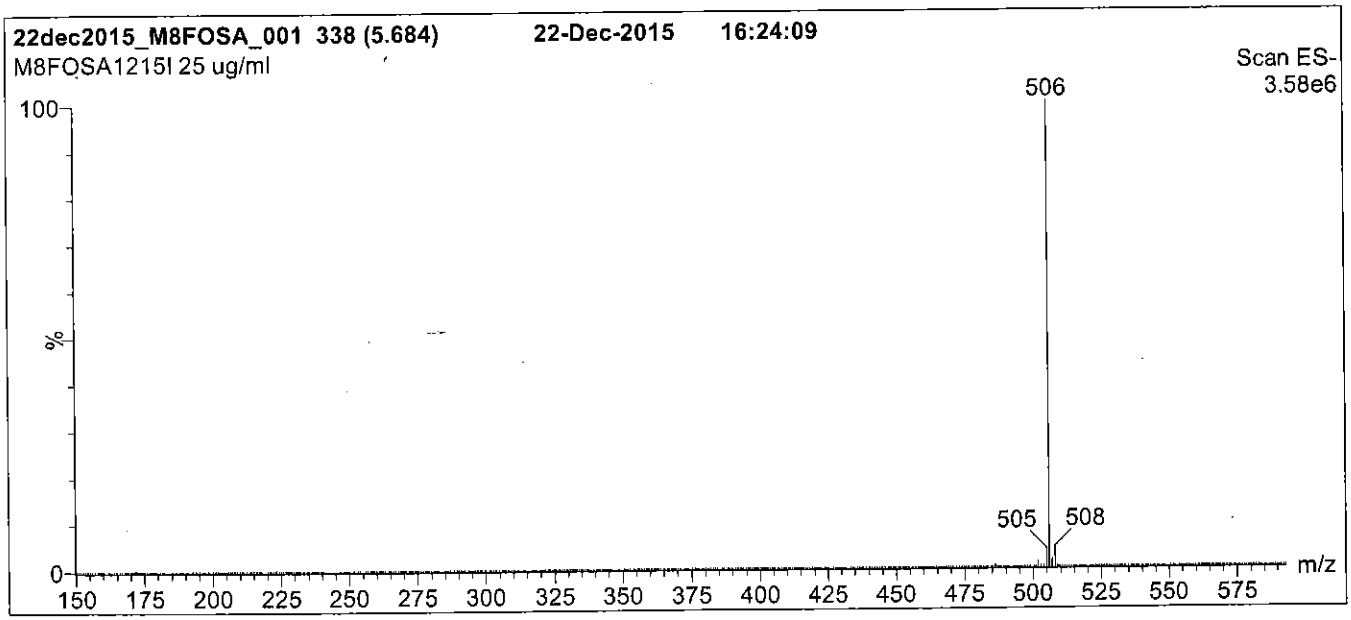

Conditions for Figure 1:

LC: **Waters Acquity Ultra Performance LC**
MS: **Micromass Quattro *micro* API MS**

Chromatographic Conditions

Column: Acquity UPLC BEH Shield RP_{18}
1.7 µm, 2.1 x 100 mm

Mobile phase: Gradient
Start: 50% (80:20 MeOH:ACN) / 50% H_2O
(both with 10 mM NH_4OAc buffer)
Ramp to 90% organic over 7 min and hold for 2 min
before returning to initial conditions in 0.5 min.
Time: 10 min

Flow: 300 µl/min

MS Parameters

Experiment: Full Scan (150 - 850 amu)

Source: Electrospray (negative)
Capillary Voltage (kV) = 2.50
Cone Voltage (V) = 40.00
Cone Gas Flow (l/hr) = 50
Desolvation Gas Flow (l/hr) = 750

Figure 2: **M8FOSA-I; LC/MS/MS Data (Selected MRM Transitions)**

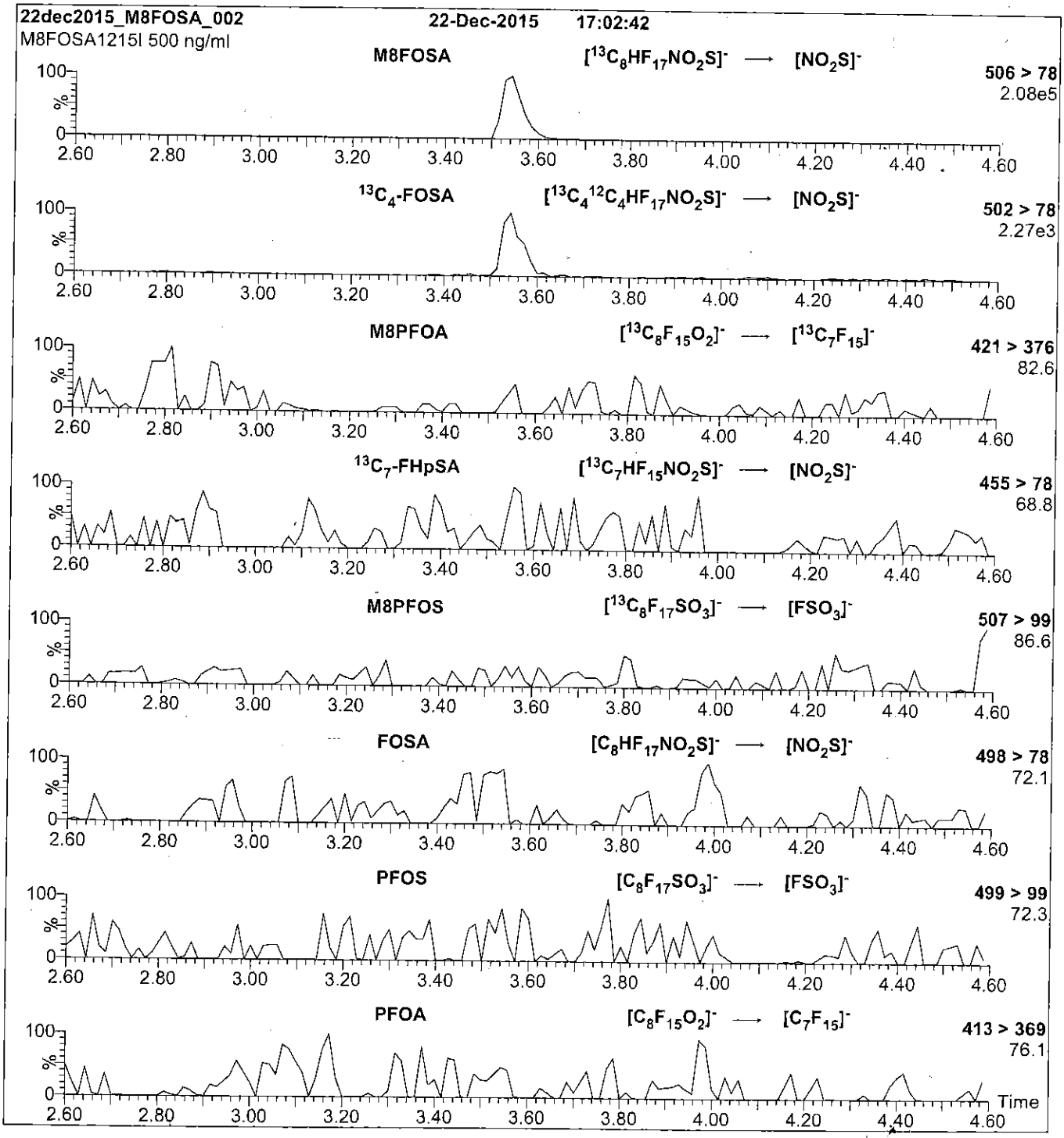

Conditions for Figure 2:

Injection: Direct loop injection
10 µl (500 ng/ml M8FOSA-I)

Mobile phase: Isocratic 80% (80:20 MeOH:ACN) / 20% H_2O
(both with 10 mM NH_4OAc buffer)

Flow: 300 µl/min

MS Parameters

Collision Gas (mbar) = 3.39e-3
Collision Energy (eV) = 30

Reagent

LCMPFBA_00004

R: 12/9/15 SEJ

WELLINGTON LABORATORIES

CERTIFICATE OF ANALYSIS
DOCUMENTATION

PRODUCT CODE: MPFBA
COMPOUND: Perfluoro-n-[1,2,3,4-$^{13}C_4$]butanoic acid

LOT NUMBER: MPFBA1014

STRUCTURE:

CAS #: Not available

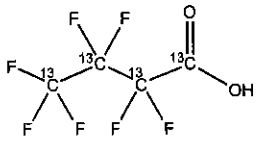

MOLECULAR FORMULA:	$^{13}C_4HF_7O_2$	**MOLECULAR WEIGHT:**	218.01
CONCENTRATION:	50 ± 2.5 µg/ml	**SOLVENT(S):**	Methanol Water (<1%)
CHEMICAL PURITY:	>98%	**ISOTOPIC PURITY:**	≥99% ^{13}C (1,2,3,4-$^{13}C_4$)
LAST TESTED: (mm/dd/yyyy)	10/31/2014		
EXPIRY DATE: (mm/dd/yyyy)	10/31/2019		
RECOMMENDED STORAGE:	Store ampoule in a cool, dark place		

DOCUMENTATION/ DATA ATTACHED:

Figure 1: LC/MS Data (TIC and Mass Spectrum)
Figure 2: LC/MS/MS Data (Selected MRM Transitions)

ADDITIONAL INFORMATION:

- See page 2 for further details.
- Contains 4 mole eq. of NaOH to prevent conversion of the carboxylic acid to the methyl ester.

FOR LABORATORY USE ONLY: NOT FOR HUMAN OR DRUG USE

Certified By: B.G. Chittim **Date:** 03/31/2015 (mm/dd/yyyy)

Wellington Laboratories Inc., 345 Southgate Dr. Guelph ON N1G 3M5 CANADA
519-822-2436 • Fax: 519-822-2849 • info@well-labs.com

INTENDED USE:

The products prepared by Wellington Laboratories Inc. are for laboratory use only. This certified reference material (CRM) was designed to be used as a standard for the identification and/or quantification of the specific chemical compound it contains.

HAZARDS:

This product should only be used by qualified personnel familiar with its potential hazards and trained in the handling of hazardous chemicals. Due care should be exercised to prevent unnecessary human contact or ingestion. All procedures should be carried out in a well-functioning fume hood and suitable gloves, eye protection, and clothing should be worn at all times. Waste should be disposed of according to national and regional regulations. Safety Data Sheets (SDSs) are available upon request.

SYNTHESIS / CHARACTERIZATION:

Where possible, all of our products are synthesized using single-product unambiguous routes. They are then characterized, and their structures and purities confirmed, using a combination of the most relevant techniques, such as NMR, GC/MS, LC/MS/MS, SFC/UV/MS/MS, x-ray crystallography, and melting point. Isotopic purities of mass-labelled compounds are also confirmed using HRGC/HRMS and/or LC/MS/MS.

HOMOGENEITY:

Prior to solution preparation, crystalline material is tested for homogeneity using a variety of techniques (as stated above) and its solubility in a given diluent is taken into consideration. Duplicate solutions of a new product are prepared from the same crystalline lot and, after the addition of an appropriate internal standard, they are compared by GC/MS, LC/MS/MS and/or SFC/UV/MS/MS. The relative response factors of the analyte of interest in each solution are required to be <5% RSD. New solution lots of existing products are compared to older lots in the same manner, which further confirms the homogeneity of the crystalline material as well as the stability and homogeneity of the solutions in the storage containers.

UNCERTAINTY:

The maximum combined relative standard uncertainty of our reference standard solutions is calculated using the following equation:

The combined relative standard uncertainty, $u_c(y)$, of a value y and the uncertainty of the independent parameters $x_1, x_2, \ldots x_n$ on which it depends is:

$$u_c(y(x_1, x_2, \ldots x_n)) = \sqrt{\sum_{i=1}^{n} u(y, x_i)^2}$$

where x is expressed as a relative standard uncertainty of the individual parameter.

The individual uncertainties taken into account include those associated with weights (calibration of the balance) and volumes (calibration of the volumetric glassware). An expanded maximum combined percent relative uncertainty of ±5% (calculated with a coverage factor of 2 and a level of confidence of 95%) is stated on the Certificate of Analysis for all of our products.

TRACEABILITY:

All reference standard solutions are traceable to specific crystalline lots. The microbalances used for solution preparation are regularly tested by an external ISO/IEC 17025 accredited calibration company. In addition, their calibration is verified prior to each weighing using NIST and/or NRC traceable external weights. All volumetric glassware used is of Class A tolerance and has been tested according to the appropriate ASTM procedures, which are ultimately traceable to NIST. For certain products, traceability to international interlaboratory studies has also been established.

EXPIRY DATE / PERIOD OF VALIDITY:

Ongoing stability studies of this product have demonstrated stability in its composition and concentration, until the specified expiry date, in the unopened ampoule. Monitoring for any degradation or change in concentration of the listed analyte(s) is performed on a routine basis.

LIMITED WARRANTY:

At the time of shipment, all products are warranted to be free of defects in material and workmanship and to conform to the stated technical and purity specifications.

QUALITY MANAGEMENT:

This product was produced using a Quality Management System registered to the latest versions of ISO 9001 by SAI Global, ISO/IEC 17025 by the Canadian Association for Laboratory Accreditation Inc. (CALA; A 1226), and ISO GUIDE 34 by ANSI-ASQ National Accreditation Board (ANAB; AR-1523).

CALA Testing Accreditation No. A 1226

ANAB ACCREDITED REFERENCE MATERIAL PRODUCER

For additional information or assistance concerning this or any other products from Wellington Laboratories Inc., please visit our website at www.well-labs.com or contact us directly at info@well-labs.com

Figure 1: **MPFBA; LC/MS Data (TIC and Mass Spectrum)**

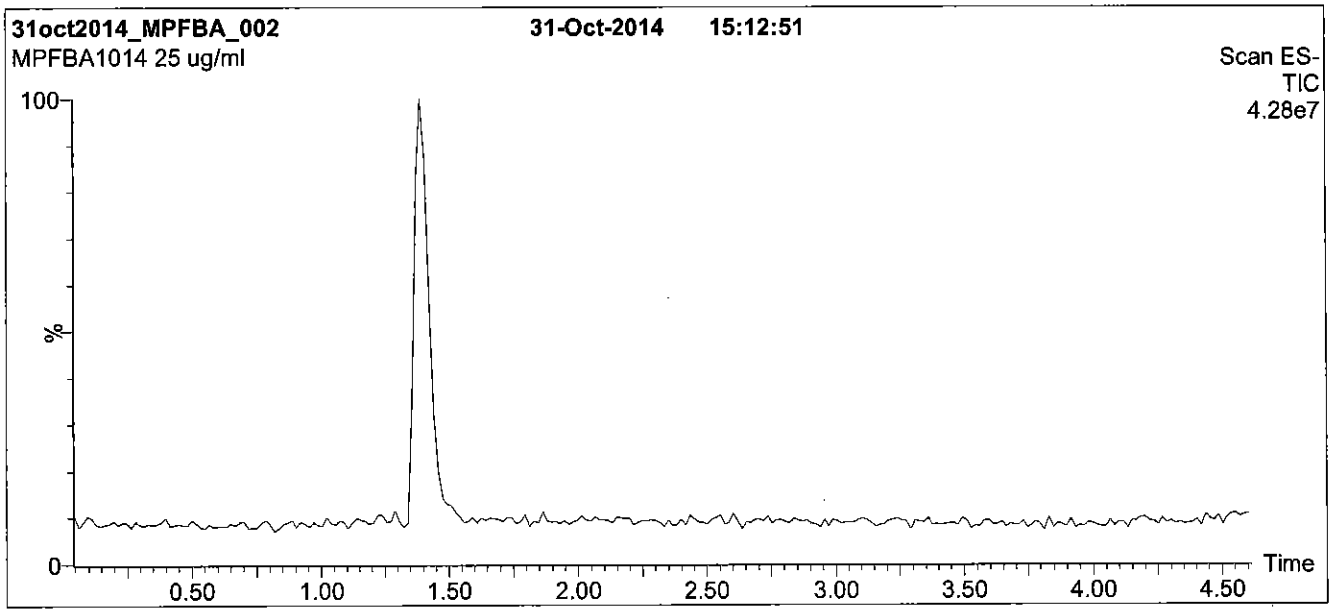

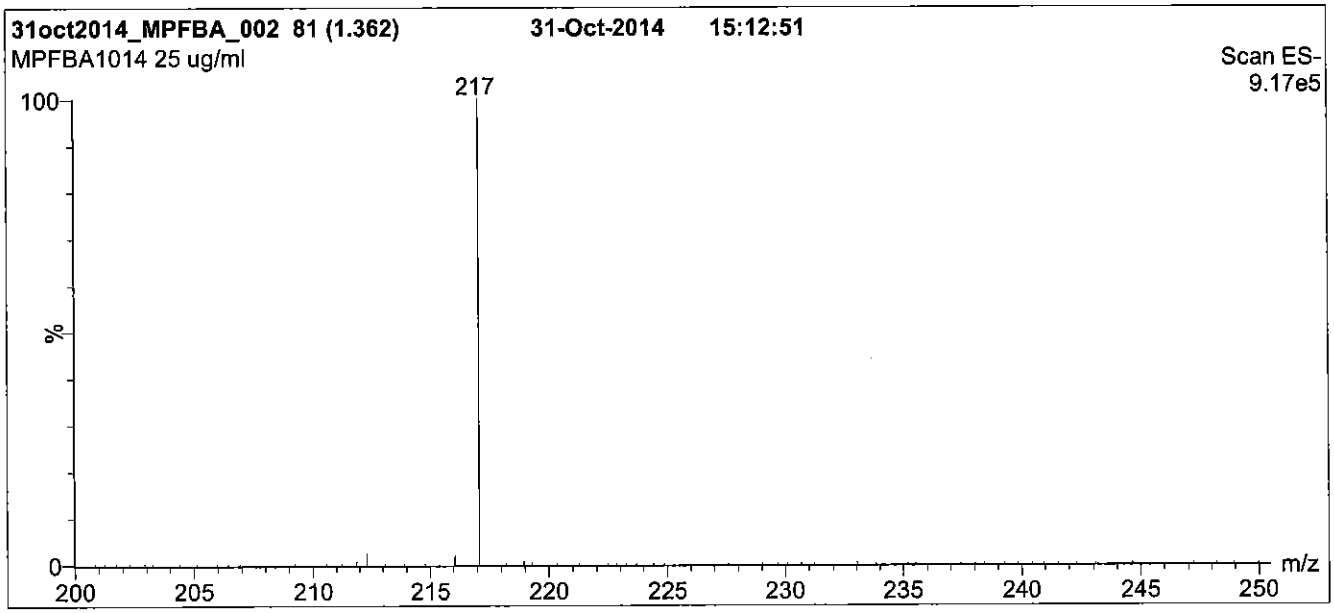

Conditions for Figure 1:

LC: **Waters Acquity Ultra Performance LC**
MS: **Micromass Quattro *micro* API MS**

Chromatographic Conditions

Column: Acquity UPLC BEH Shield RP_{18}
1.7 µm, 2.1 x 100 mm

Mobile phase: Gradient
Start: 40% (80:20 MeOH:ACN) / 60% H_2O
(both with 10 mM NH_4OAc buffer)
Ramp to 90% organic over 5 min and hold for 1.5 min
before returning to initial conditions in 0.5 min.
Time: 10 min

Flow: 300 µl/min

MS Parameters

Experiment: Full Scan (200 - 850 amu)

Source: Electrospray (negative)
Capillary Voltage (kV) = 2.00
Cone Voltage (V) = 8.00
Cone Gas Flow (l/hr) = 100
Desolvation Gas Flow (l/hr) = 750

Figure 2: **MPFBA; LC/MS/MS Data (Selected MRM Transitions)**

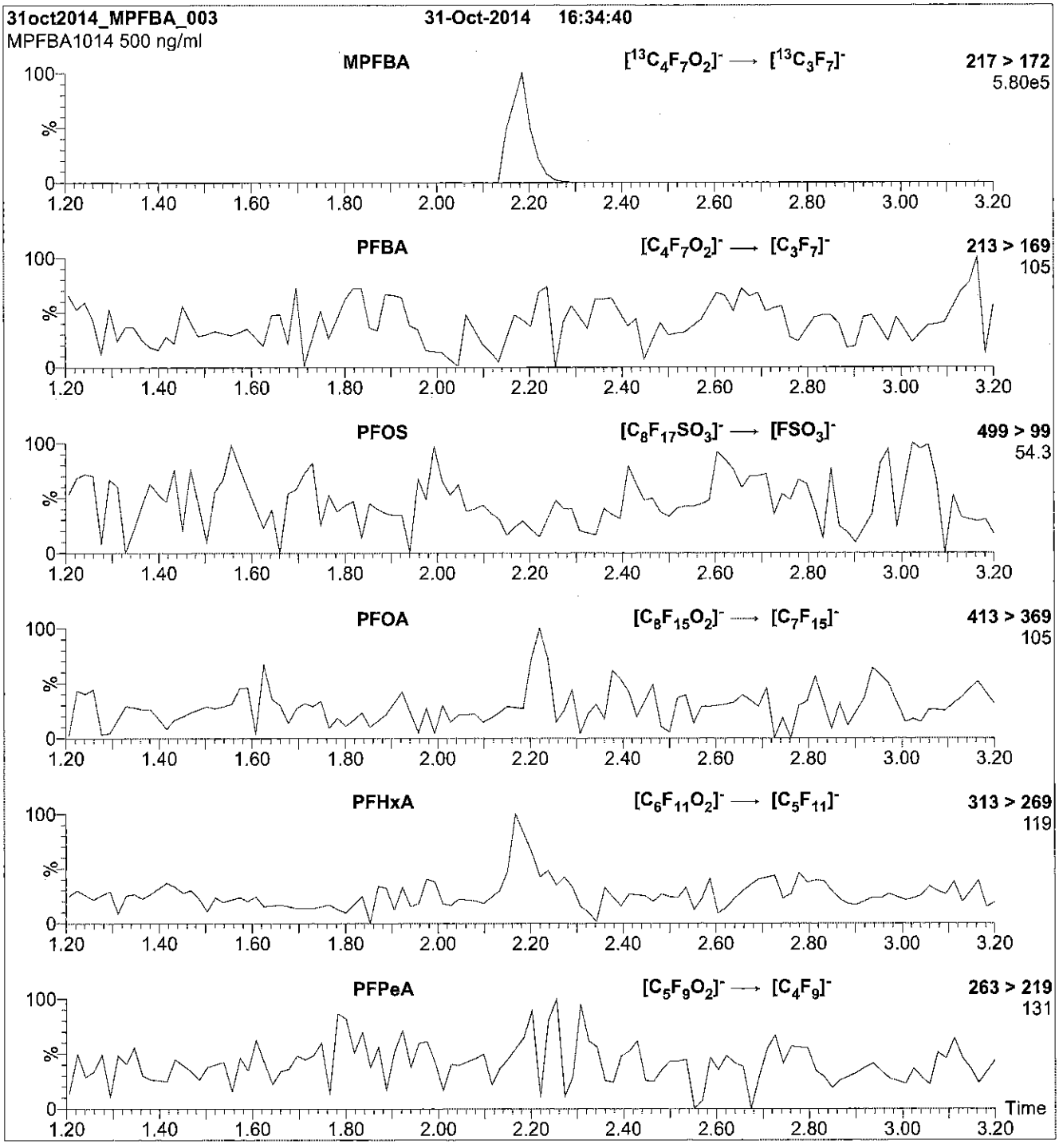

Conditions for Figure 2:

Injection: Direct loop injection
10 µl (500 ng/ml MPFBA)

Mobile phase: Isocratic 80% (80:20 MeOH:ACN) / 20% H_2O
(both with 10 mM NH_4OAc buffer)

Flow: 300 µl/min

MS Parameters

Collision Gas (mbar) = 3.28e-3
Collision Energy (eV) = 10

Reagent

LCMPFBA_00005

591161
ID: LCMPFBA_00005
Exp: 10/31/19 Prpd: CBW
13C4-Perfluorobutanoic ac

R: 3/3/16 CBW

WELLINGTON LABORATORIES

CERTIFICATE OF ANALYSIS
DOCUMENTATION

PRODUCT CODE: MPFBA
LOT NUMBER: MPFBA1014
COMPOUND: Perfluoro-n-[1,2,3,4-$^{13}C_4$]butanoic acid

STRUCTURE:
CAS #: Not available

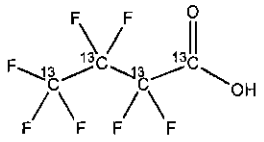

MOLECULAR FORMULA:	$^{13}C_4HF_7O_2$	**MOLECULAR WEIGHT:**	218.01
CONCENTRATION:	50 ± 2.5 µg/ml	**SOLVENT(S):**	Methanol Water (<1%)
CHEMICAL PURITY:	>98%	**ISOTOPIC PURITY:**	≥99% ^{13}C ($1,2,3,4$-$^{13}C_4$)
LAST TESTED: (mm/dd/yyyy)	10/31/2014		
EXPIRY DATE: (mm/dd/yyyy)	10/31/2019		
RECOMMENDED STORAGE;	Store ampoule in a cool, dark place		

DOCUMENTATION/ DATA ATTACHED:

Figure 1: LC/MS Data (TIC and Mass Spectrum)
Figure 2: LC/MS/MS Data (Selected MRM Transitions)

ADDITIONAL INFORMATION:

- See page 2 for further details.
- Contains 4 mole eq. of NaOH to prevent conversion of the carboxylic acid to the methyl ester.

FOR LABORATORY USE ONLY: NOT FOR HUMAN OR DRUG USE

Certified By: B.G. Chittim **Date:** 03/31/2015 (mm/dd/yyyy)

Wellington Laboratories Inc., 345 Southgate Dr. Guelph ON N1G 3M5 CANADA
519-822-2436 • Fax: 519-822-2849 • info@well-labs.com

INTENDED USE:

The products prepared by Wellington Laboratories Inc. are for laboratory use only. This certified reference material (CRM) was designed to be used as a standard for the identification and/or quantification of the specific chemical compound it contains.

HAZARDS:

This product should only be used by qualified personnel familiar with its potential hazards and trained in the handling of hazardous chemicals. Due care should be exercised to prevent unnecessary human contact or ingestion. All procedures should be carried out in a well-functioning fume hood and suitable gloves, eye protection, and clothing should be worn at all times. Waste should be disposed of according to national and regional regulations. Safety Data Sheets (SDSs) are available upon request.

SYNTHESIS / CHARACTERIZATION:

Where possible, all of our products are synthesized using single-product unambiguous routes. They are then characterized, and their structures and purities confirmed, using a combination of the most relevant techniques, such as NMR, GC/MS, LC/MS/MS, SFC/UV/MS/MS, x-ray crystallography, and melting point. Isotopic purities of mass-labelled compounds are also confirmed using HRGC/HRMS and/or LC/MS/MS.

HOMOGENEITY:

Prior to solution preparation, crystalline material is tested for homogeneity using a variety of techniques (as stated above) and its solubility in a given diluent is taken into consideration. Duplicate solutions of a new product are prepared from the same crystalline lot and, after the addition of an appropriate internal standard, they are compared by GC/MS, LC/MS/MS and/or SFC/UV/MS/MS. The relative response factors of the analyte of interest in each solution are required to be <5% RSD. New solution lots of existing products are compared to older lots in the same manner, which further confirms the homogeneity of the crystalline material as well as the stability and homogeneity of the solutions in the storage containers.

UNCERTAINTY:

The maximum combined relative standard uncertainty of our reference standard solutions is calculated using the following equation:

The combined relative standard uncertainty, $u_c(y)$, of a value y and the uncertainty of the independent parameters $x_1, x_2, \ldots x_n$ on which it depends is:

$$u_c(y(x_1, x_2, \ldots x_n)) = \sqrt{\sum_{i=1}^{n} u(y, x_i)^2}$$

where x is expressed as a relative standard uncertainty of the individual parameter.

The individual uncertainties taken into account include those associated with weights (calibration of the balance) and volumes (calibration of the volumetric glassware). An expanded maximum combined percent relative uncertainty of ±5% (calculated with a coverage factor of 2 and a level of confidence of 95%) is stated on the Certificate of Analysis for all of our products.

TRACEABILITY:

All reference standard solutions are traceable to specific crystalline lots. The microbalances used for solution preparation are regularly tested by an external ISO/IEC 17025 accredited calibration company. In addition, their calibration is verified prior to each weighing using NIST and/or NRC traceable external weights. All volumetric glassware used is of Class A tolerance and has been tested according to the appropriate ASTM procedures, which are ultimately traceable to NIST. For certain products, traceability to international interlaboratory studies has also been established.

EXPIRY DATE / PERIOD OF VALIDITY:

Ongoing stability studies of this product have demonstrated stability in its composition and concentration, until the specified expiry date, in the unopened ampoule. Monitoring for any degradation or change in concentration of the listed analyte(s) is performed on a routine basis.

LIMITED WARRANTY:

At the time of shipment, all products are warranted to be free of defects in material and workmanship and to conform to the stated technical and purity specifications.

QUALITY MANAGEMENT:

This product was produced using a Quality Management System registered to the latest versions of ISO 9001 by SAI Global, ISO/IEC 17025 by the Canadian Association for Laboratory Accreditation Inc. (CALA; A 1226), and ISO GUIDE 34 by ANSI-ASQ National Accreditation Board (ANAB; AR-1523).

CALA Testing Accreditation No. A 1226

ANAB ACCREDITED ISO 17034 REFERENCE MATERIAL PRODUCER

For additional information or assistance concerning this or any other products from Wellington Laboratories Inc., please visit our website at www.well-labs.com or contact us directly at info@well-labs.com

Figure 1: **MPFBA; LC/MS Data (TIC and Mass Spectrum)**

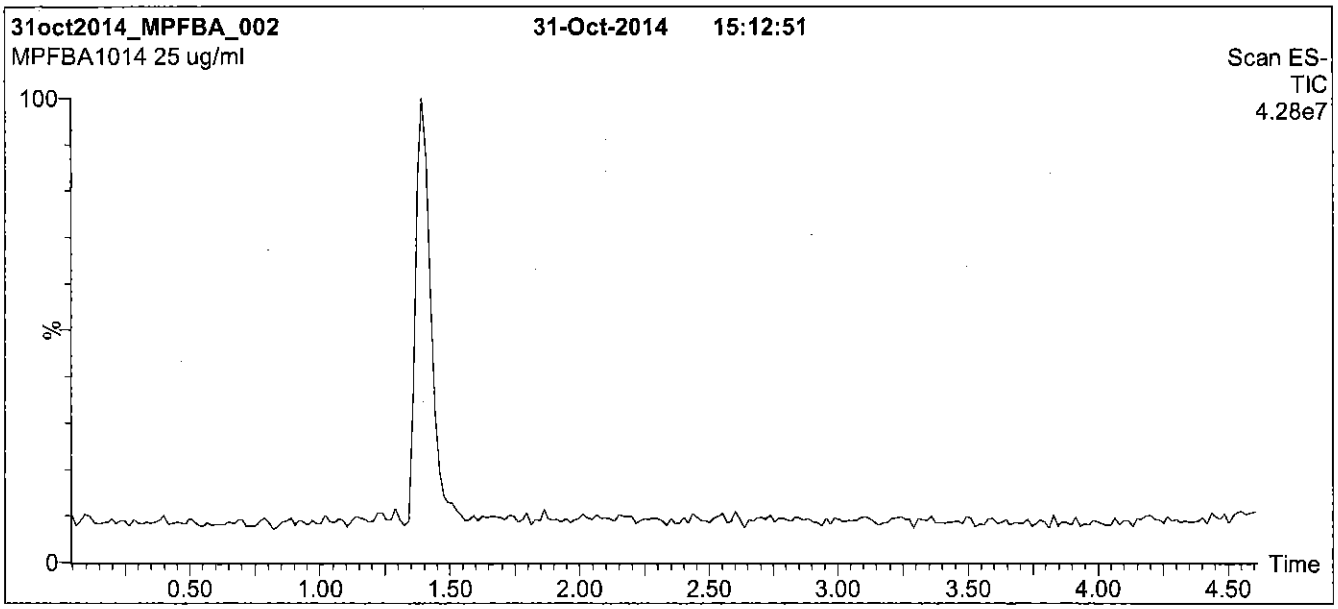

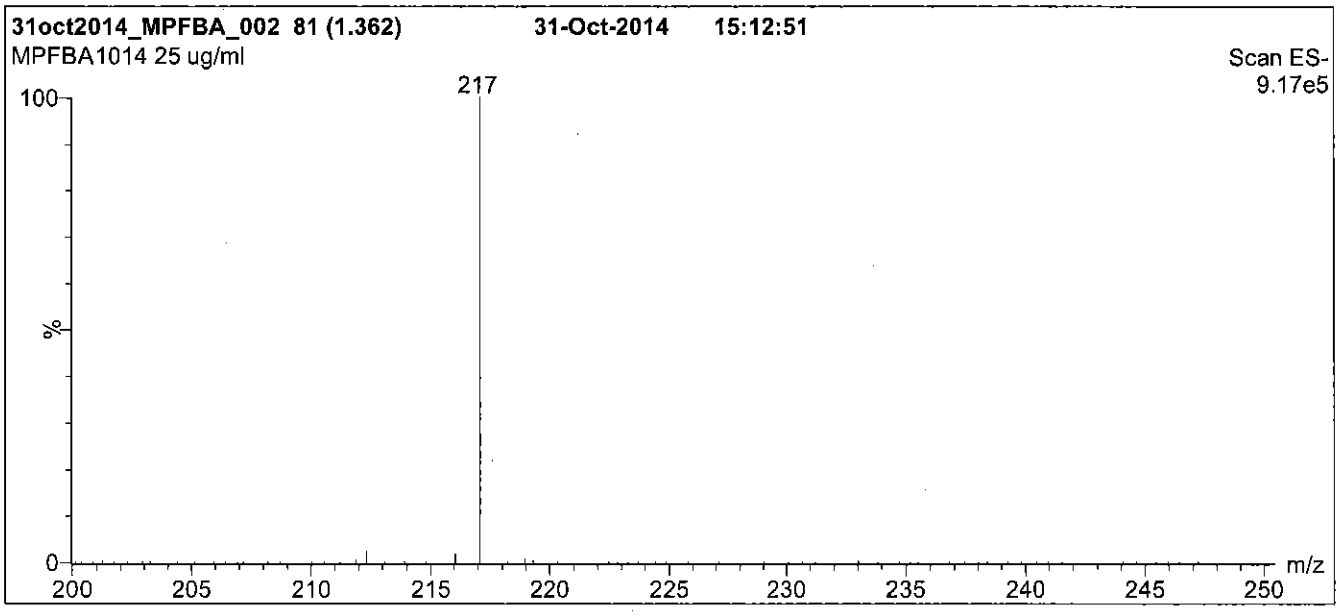

Conditions for Figure 1:

LC: **Waters Acquity Ultra Performance LC**
MS: **Micromass Quattro *micro* API MS**

Chromatographic Conditions

Column: Acquity UPLC BEH Shield RP_{18}
1.7 µm, 2.1 x 100 mm

Mobile phase: Gradient
Start: 40% (80:20 MeOH:ACN) / 60% H_2O
(both with 10 mM NH_4OAc buffer)
Ramp to 90% organic over 5 min and hold for 1.5 min
before returning to initial conditions in 0.5 min.
Time: 10 min

Flow: 300 µl/min

MS Parameters

Experiment: Full Scan (200 - 850 amu)

Source: Electrospray (negative)
Capillary Voltage (kV) = 2.00
Cone Voltage (V) = 8.00
Cone Gas Flow (l/hr) = 100
Desolvation Gas Flow (l/hr) = 750

Figure 2: **MPFBA; LC/MS/MS Data (Selected MRM Transitions)**

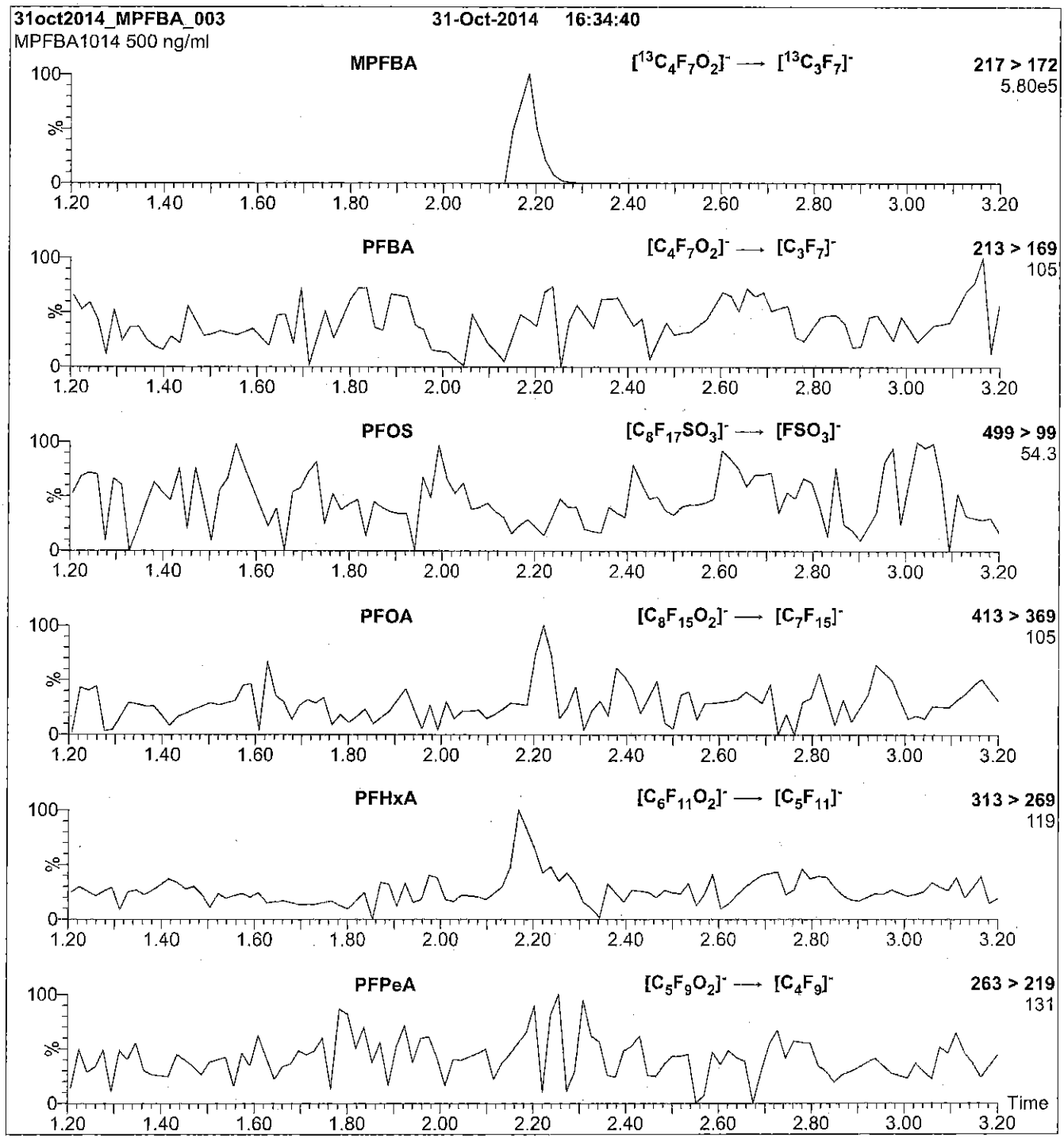

Conditions for Figure 2:

Injection: Direct loop injection
10 µl (500 ng/ml MPFBA)

Mobile phase: Isocratic 80% (80:20 MeOH:ACN) / 20% H_2O
(both with 10 mM NH_4OAc buffer)

Flow: 300 µl/min

MS Parameters

Collision Gas (mbar) = 3.28e-3
Collision Energy (eV) = 10

Reagent

LCMPFBA_00006

609707
ID: LCMPFBA_00006
Exp: 10/31/19 Prpd: CBW
13C4-Perfluorobutanoic ac

R: 4/7/16 CBW

WELLINGTON LABORATORIES

CERTIFICATE OF ANALYSIS DOCUMENTATION

PRODUCT CODE:	MPFBA	**LOT NUMBER:**	MPFBA1014
COMPOUND:	Perfluoro-n-[1,2,3,4-$^{13}C_4$]butanoic acid		
STRUCTURE:		**CAS #:**	Not available

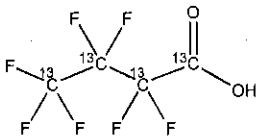

MOLECULAR FORMULA:	$^{13}C_4HF_7O_2$	**MOLECULAR WEIGHT:**	218.01
CONCENTRATION:	50 ± 2.5 µg/ml	**SOLVENT(S):**	Methanol Water (<1%)
CHEMICAL PURITY:	>98%	**ISOTOPIC PURITY:**	≥99%^{13}C ($1,2,3,4$-$^{13}C_4$)
LAST TESTED: (mm/dd/yyyy)	10/31/2014		
EXPIRY DATE: (mm/dd/yyyy)	10/31/2019		
RECOMMENDED STORAGE:	Store ampoule in a cool, dark place		

DOCUMENTATION/ DATA ATTACHED:

Figure 1: LC/MS Data (TIC and Mass Spectrum)
Figure 2: LC/MS/MS Data (Selected MRM Transitions)

ADDITIONAL INFORMATION:

- See page 2 for further details.
- Contains 4 mole eq. of NaOH to prevent conversion of the carboxylic acid to the methyl ester.

FOR LABORATORY USE ONLY: NOT FOR HUMAN OR DRUG USE

Certified By: _____ B.G. Chittim **Date:** 03/31/2015 (mm/dd/yyyy)

Wellington Laboratories Inc., 345 Southgate Dr. Guelph ON N1G 3M5 CANADA
519-822-2436 • Fax: 519-822-2849 • info@well-labs.com

INTENDED USE:

The products prepared by Wellington Laboratories Inc. are for laboratory use only. This certified reference material (CRM) was designed to be used as a standard for the identification and/or quantification of the specific chemical compound it contains.

HAZARDS:

This product should only be used by qualified personnel familiar with its potential hazards and trained in the handling of hazardous chemicals. Due care should be exercised to prevent unnecessary human contact or ingestion. All procedures should be carried out in a well-functioning fume hood and suitable gloves, eye protection, and clothing should be worn at all times. Waste should be disposed of according to national and regional regulations. Safety Data Sheets (SDSs) are available upon request.

SYNTHESIS / CHARACTERIZATION:

Where possible, all of our products are synthesized using single-product unambiguous routes. They are then characterized, and their structures and purities confirmed, using a combination of the most relevant techniques, such as NMR, GC/MS, LC/MS/MS, SFC/UV/MS/MS, x-ray crystallography, and melting point. Isotopic purities of mass-labelled compounds are also confirmed using HRGC/HRMS and/or LC/MS/MS.

HOMOGENEITY:

Prior to solution preparation, crystalline material is tested for homogeneity using a variety of techniques (as stated above) and its solubility in a given diluent is taken into consideration. Duplicate solutions of a new product are prepared from the same crystalline lot and, after the addition of an appropriate internal standard, they are compared by GC/MS, LC/MS/MS and/or SFC/UV/MS/MS. The relative response factors of the analyte of interest in each solution are required to be <5% RSD. New solution lots of existing products are compared to older lots in the same manner, which further confirms the homogeneity of the crystalline material as well as the stability and homogeneity of the solutions in the storage containers.

UNCERTAINTY:

The maximum combined relative standard uncertainty of our reference standard solutions is calculated using the following equation:

The combined relative standard uncertainty, $u_c(y)$, of a value y and the uncertainty of the independent parameters $x_1, x_2, \ldots x_n$ on which it depends is:

$$u_c(y(x_1, x_2, \ldots x_n)) = \sqrt{\sum_{i=1}^{n} u(y, x_i)^2}$$

where x is expressed as a relative standard uncertainty of the individual parameter.

The individual uncertainties taken into account include those associated with weights (calibration of the balance) and volumes (calibration of the volumetric glassware). An expanded maximum combined percent relative uncertainty of ±5% (calculated with a coverage factor of 2 and a level of confidence of 95%) is stated on the Certificate of Analysis for all of our products.

TRACEABILITY:

All reference standard solutions are traceable to specific crystalline lots. The microbalances used for solution preparation are regularly tested by an external ISO/IEC 17025 accredited calibration company. In addition, their calibration is verified prior to each weighing using NIST and/or NRC traceable external weights. All volumetric glassware used is of Class A tolerance and has been tested according to the appropriate ASTM procedures, which are ultimately traceable to NIST. For certain products, traceability to international interlaboratory studies has also been established.

EXPIRY DATE / PERIOD OF VALIDITY:

Ongoing stability studies of this product have demonstrated stability in its composition and concentration, until the specified expiry date, in the unopened ampoule. Monitoring for any degradation or change in concentration of the listed analyte(s) is performed on a routine basis.

LIMITED WARRANTY:

At the time of shipment, all products are warranted to be free of defects in material and workmanship and to conform to the stated technical and purity specifications.

QUALITY MANAGEMENT:

This product was produced using a Quality Management System registered to the latest versions of ISO 9001 by SAI Global, ISO/IEC 17025 by the Canadian Association for Laboratory Accreditation Inc. (CALA; A 1226), and ISO GUIDE 34 by ANSI-ASQ National Accreditation Board (ANAB; AR-1523).

CALA Testing Accreditation No. A1226

ANAB ACCREDITED ISO 17034 REFERENCE MATERIAL PRODUCER

For additional information or assistance concerning this or any other products from Wellington Laboratories Inc., please visit our website at www.well-labs.com or contact us directly at info@well-labs.com

Figure 1: **MPFBA; LC/MS Data (TIC and Mass Spectrum)**

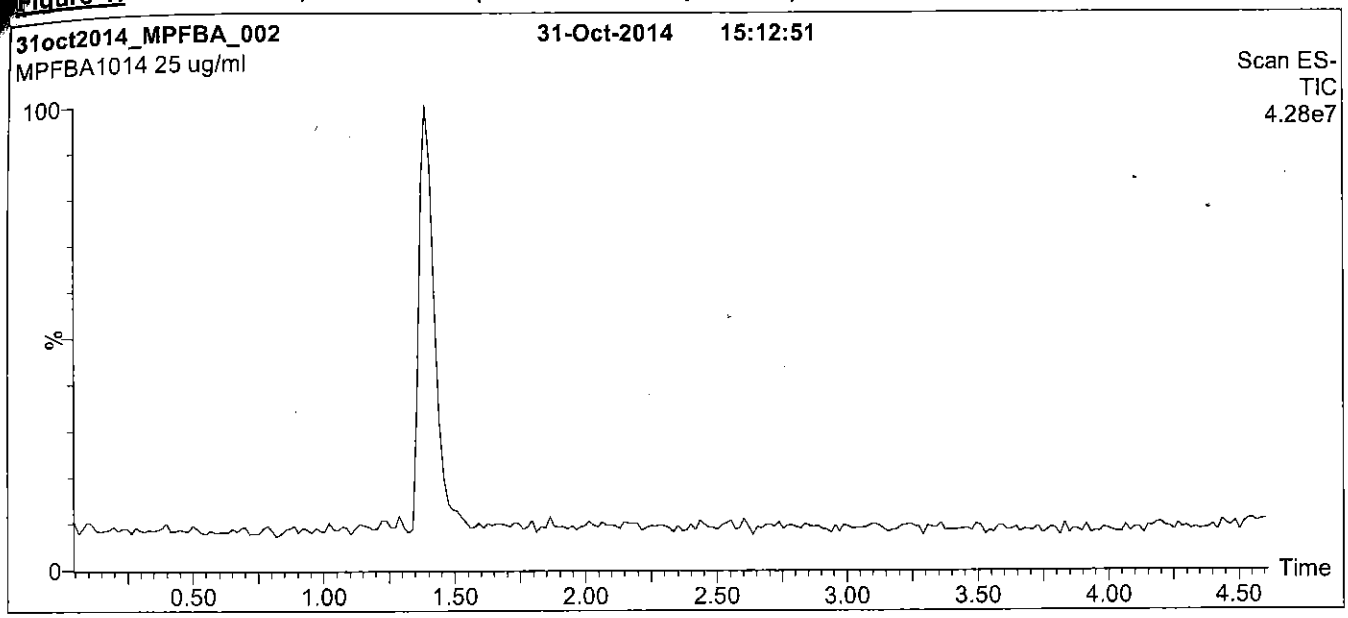

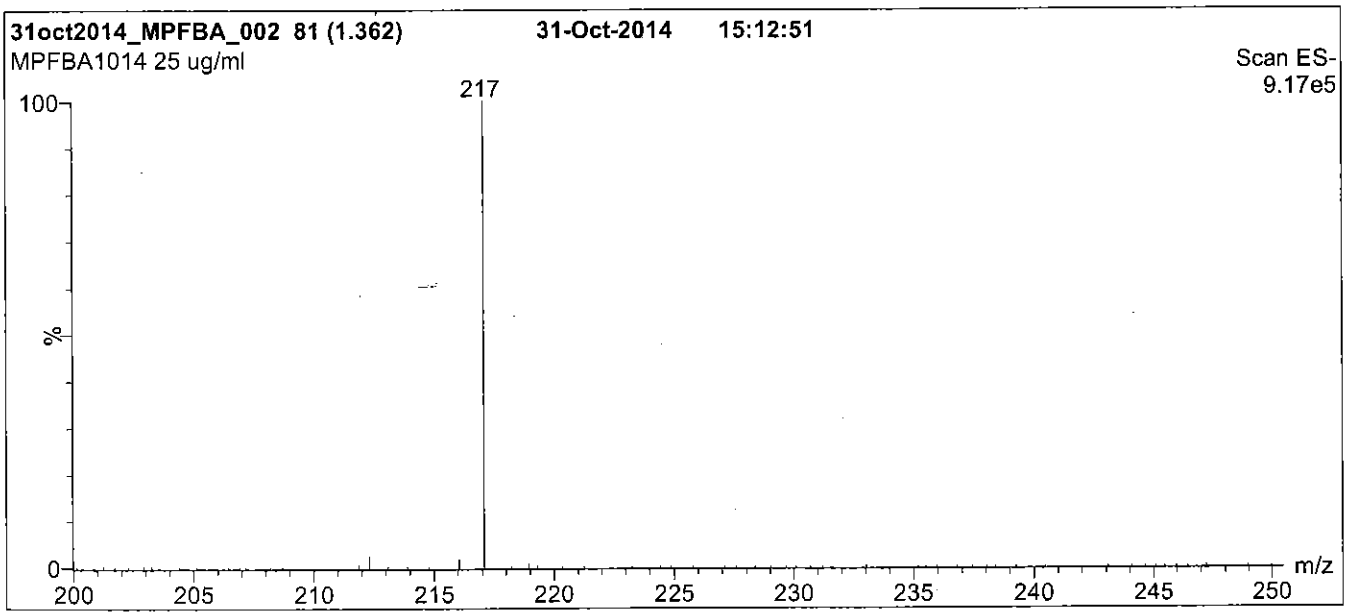

Conditions for Figure 1:

LC: **Waters Acquity Ultra Performance LC**
MS: **Micromass Quattro *micro* API MS**

Chromatographic Conditions

Column: Acquity UPLC BEH Shield RP_{18}
1.7 µm, 2.1 x 100 mm

Mobile phase: Gradient
Start: 40% (80:20 MeOH:ACN) / 60% H_2O
(both with 10 mM NH_4OAc buffer)
Ramp to 90% organic over 5 min and hold for 1.5 min
before returning to initial conditions in 0.5 min.
Time: 10 min

Flow: 300 µl/min

MS Parameters

Experiment: Full Scan (200 - 850 amu)

Source: Electrospray (negative)
Capillary Voltage (kV) = 2.00
Cone Voltage (V) = 8.00
Cone Gas Flow (l/hr) = 100
Desolvation Gas Flow (l/hr) = 750

Figure 2: **MPFBA; LC/MS/MS Data (Selected MRM Transitions)**

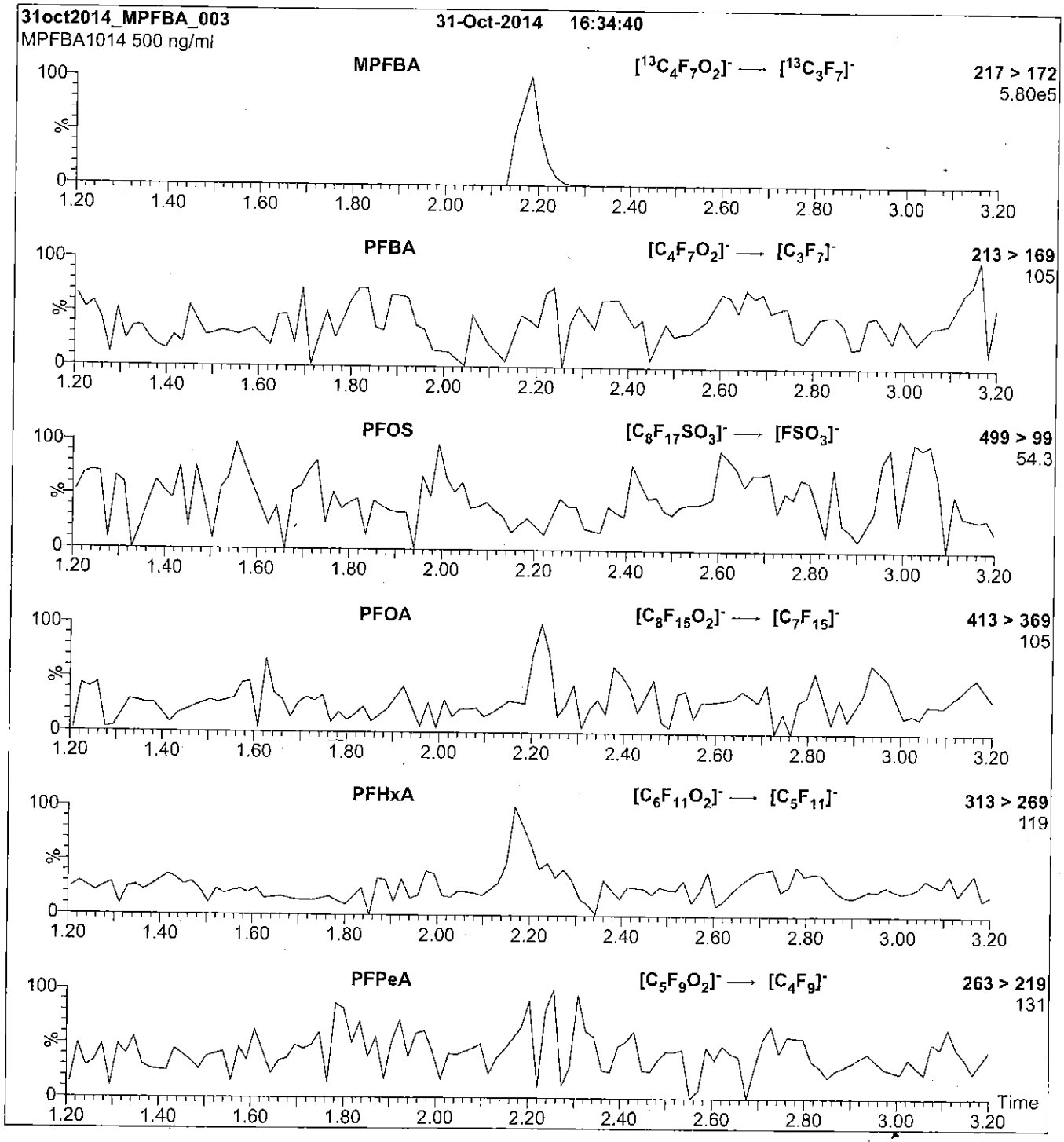

Conditions for Figure 2:

Injection: Direct loop injection
10 µl (500 ng/ml MPFBA)

Mobile phase: Isocratic 80% (80:20 MeOH:ACN) / 20% H_2O
(both with 10 mM NH_4OAc buffer)

Flow: 300 µl/min

MS Parameters

Collision Gas (mbar) = 3.28e-3
Collision Energy (eV) = 10

Reagent

LCMPFDA_00004

R: 10-20-2011 (was 2012)

Rec. 10-20-2011

WELLINGTON LABORATORIES

CERTIFICATE OF ANALYSIS
DOCUMENTATION

12LCMS0262
LCMPFDA_00001

PRODUCT CODE:	MPFDA	**LOT NUMBER:**	MPFDA0411
COMPOUND:	Perfluoro-n-[1,2-$^{13}C_2$]decanoic acid		
STRUCTURE:		**CAS #**	Not available

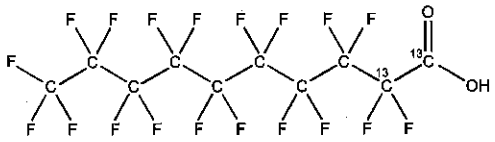

MOLECULAR FORMULA:	$^{13}C_2{}^{12}C_8HF_{19}O_2$	**MOLECULAR WEIGHT:**	516.07
CONCENTRATION:	50 ± 2.5 µg/ml	**SOLVENT(S):**	Methanol Water (<1%)
CHEMICAL PURITY:	>98%	**ISOTOPIC PURITY:**	≥99% ^{13}C (1,2-$^{13}C_2$)
LAST TESTED: (mm/dd/yyyy)	04/07/2011		
EXPIRY DATE: (mm/dd/yyyy)	04/07/2014		
RECOMMENDED STORAGE:	Store ampoule in a cool, dark place		

DOCUMENTATION/ DATA ATTACHED:

Figure 1: LC/MS Data (TIC and Mass Spectrum)
Figure 2: LC/MS/MS Data (Selected MRM Transitions)

ADDITIONAL INFORMATION:

- See page 2 for further details.
- Contains 4 mole eq. of NaOH to prevent conversion of the carboxylic acid to the methyl ester.
- Contains ~ 0.1% of $^{13}C_1$-PFNA.

FOR LABORATORY USE ONLY: NOT FOR HUMAN OR DRUG USE

Certified By: B.G. Chittim **Date:** 04/19/2011 (mm/dd/yyyy)

Wellington Laboratories Inc., 345 Southgate Dr. Guelph ON N1G 3M5 CANADA
519-822-2436 • Fax: 519-822-2849 • info@well-labs.com

Form#:27, Issued 2004-11-10
Revision#:1, Revised 2010-07-26

INTENDED USE:

The products prepared by Wellington Laboratories Inc. are for laboratory use only. They are designed to be used as reference standards for the identification and/or quantification of specific chemical compound(s).

HAZARDS:

This product should only be used by qualified personnel familiar with its potential hazards and trained in the handling of hazardous chemicals. Due care should be exercised to prevent unnecessary human contact or ingestion. All procedures should be carried out in a well-functioning fume hood and suitable gloves, eye protection and clothing should be worn at all times. Waste should be disposed of according to national and regional regulations. Material Safety Data Sheets (MSDSs) are available upon request.

SYNTHESIS / CHARACTERIZATION:

Where possible, all of our products are synthesized using single-product, unambiguous routes. They are then characterized, and their structures and purities confirmed, using a combination of the most relevant techniques, such as NMR, GC/MS, LC/MS/MS, x-ray crystallography and melting point. Isotopic purities of mass-labelled compounds are also confirmed using HRGC/HRMS and/or LC/MS/MS.

HOMOGENEITY:

Prior to solution preparation, crystalline material is tested for homogeneity using a variety of techniques (as stated above) and its solubility in a given diluent is taken into consideration. Duplicate solutions of a new product are prepared from the same crystalline lot and, after the addition of an appropriate internal standard, they are compared by GC/MS and/or LC/MS/MS. The relative response factors of the analyte of interest in each solution are required to be <5% RSD. New solution lots of existing products are compared to older lots in the same manner, which further confirms the homogeneity of the crystalline material as well as the stability and homogeneity of the solutions in the storage containers.

UNCERTAINTY:

The maximum combined relative standard uncertainty of our reference standard solutions is calculated using the following equation:

The combined relative standard uncertainty, $u_c(y)$, of a value y and the uncertainty of the independent parameters x_1, x_2,...x_n on which it depends is:

$$u_c(y(x_1, x_2, ...x_n)) = \sqrt{\sum_{i=1}^{n} u(y, x_i)^2}$$

where x is expressed as a relative standard uncertainty of the individual parameter.

The individual uncertainties taken into account include those associated with weights (calibration of the balance) and volumes (calibration of the volumetric glassware). An expanded maximum combined percent relative uncertainty of ±5% (calculated with a coverage factor of 2 and a level of confidence of 95%) is stated on the Certificate of Analysis for all our products.

TRACEABILITY:

All reference standard solutions are traceable to specific crystalline lots. The microbalances used for solution preparation are regularly tested by an external, ISO/IEC 17025:2005 accredited calibration company. In addition, their calibration is verified prior to each weighing using NIST and/or NRC traceable external weights. All volumetric glassware used is of Class A tolerance and has been tested according to the appropriate ASTM procedures, which are ultimately traceable to NIST. For certain products, traceability to international interlaboratory studies has also been established.

EXPIRY DATE / PERIOD OF VALIDITY:

Ongoing stability studies of this product have demonstrated stability in its composition and concentration for the period of time specified by the expiry date in the unopened ampoule. Monitoring for any degradation or change in concentration of the listed analyte(s) is performed on a routine basis.

LIMITED WARRANTY:

At the time of shipment, all products are warranted to be free of defects in material and workmanship and to conform to the stated technical and purity specifications.

For additional information or assistance concerning this or any other products from Wellington Laboratories Inc., please visit our website at www.well-labs.com or contact us directly at info@well-labs.com

Figure 1: **MPFDA; LC/MS Data (TIC and Mass Spectrum)**

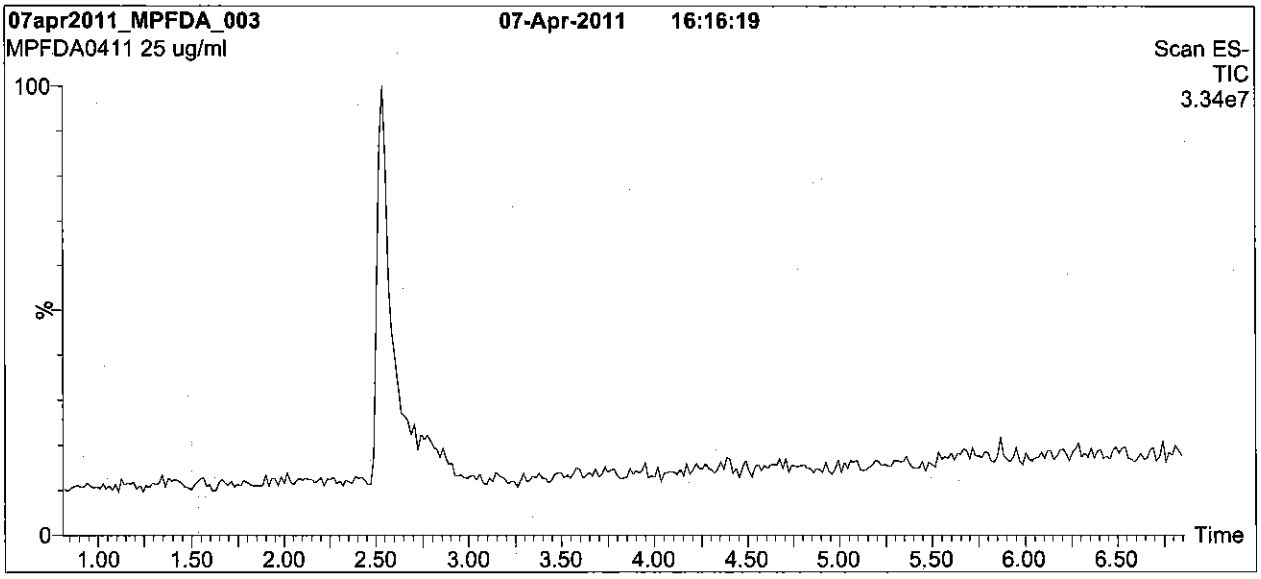

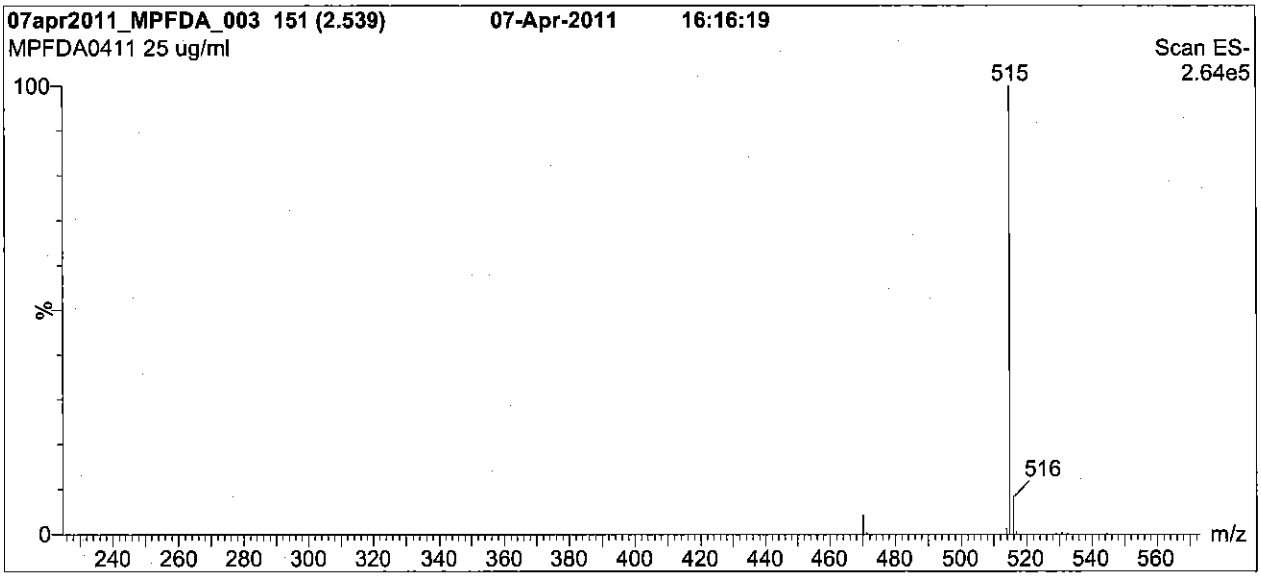

Conditions for Figure 1:

LC: **Waters Acquity Ultra Performance LC**
MS: **Micromass Quattro *micro* API MS**

Chromatographic Conditions

Column: Acquity UPLC BEH Shield RP_{18}
1.7 µm, 2.1 x 100 mm

Mobile phase: Gradient
Start: 60% (80:20 MeOH:ACN) / 40% H_2O
(both with 10 mM NH_4OAc buffer)
Ramp to 90% organic over 7 min and hold for 1.5 min before returning to initial conditions in 0.5 min.
Time: 10 min

Flow: 300 µl/min

MS Parameters

Experiment: Full Scan (225 - 850 amu)

Source: Electrospray (negative)
Capillary Voltage (kV) = 2.00
Cone Voltage (V) = 15.00
Cone Gas Flow (l/hr) = 50
Desolvation Gas Flow (l/hr) = 750

Figure 2: **MPFDA; LC/MS/MS Data (Selected MRM Transitions)**

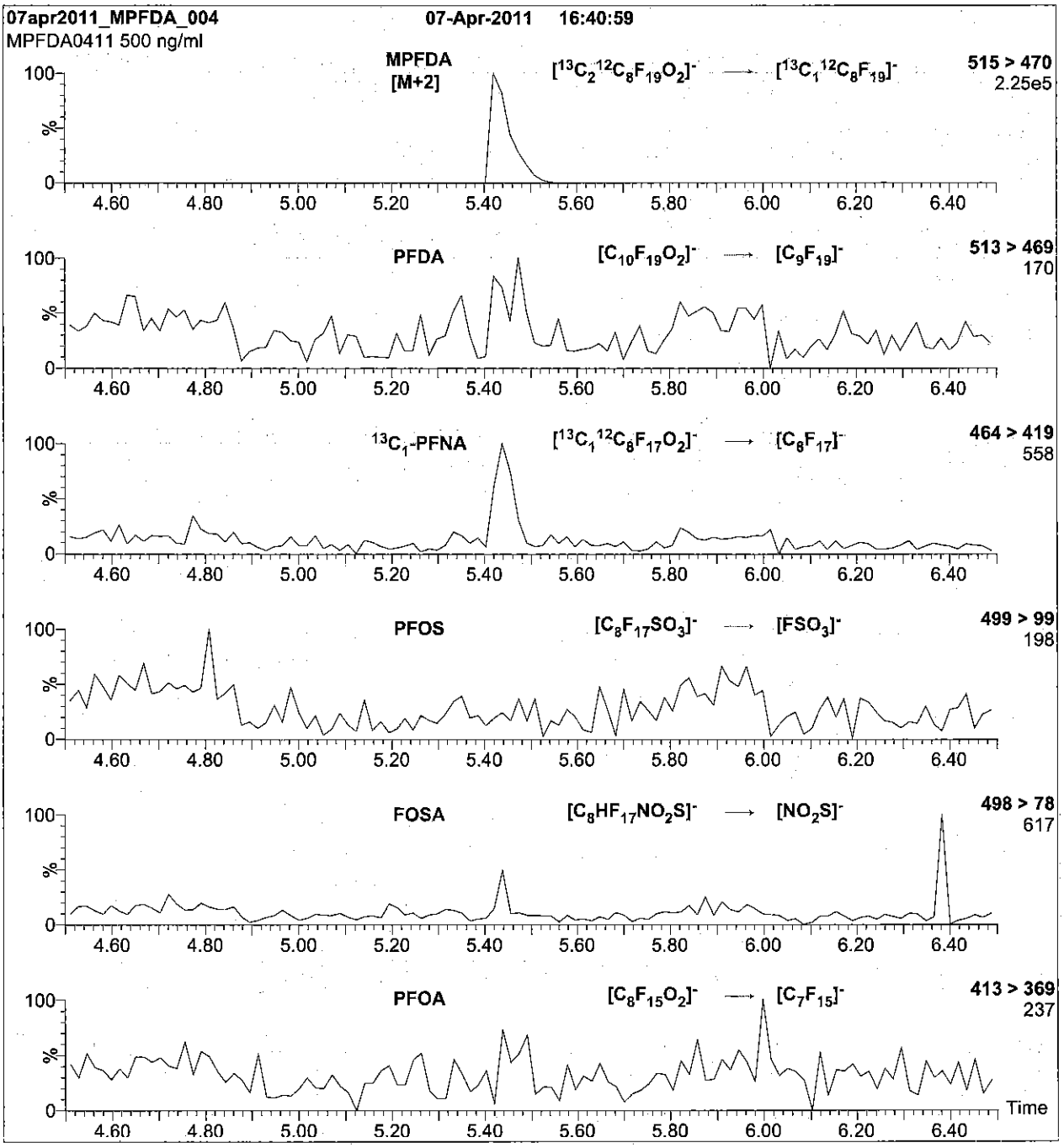

Conditions for Figure 2:

Injection:	Direct loop injection 10 µl (500 ng/ml MPFDA)
Mobile phase:	Isocratic 70% (80:20 MeOH:ACN) / 30% H_2O (both with 10 mM NH_4OAc buffer)
Flow:	300 µl/min

MS Parameters

Collision Gas (mbar) = 3.39e-3
Collision Energy (eV) = 13

Reagent

LCMPFDA_00005

RL 4/15/15 SKV

WELLINGTON LABORATORIES

CERTIFICATE OF ANALYSIS
DOCUMENTATION

PRODUCT CODE: MPFDA
LOT NUMBER: MPFDA0414
COMPOUND: Perfluoro-n-[1,2-$^{13}C_2$]decanoic acid

STRUCTURE:
CAS #: Not available

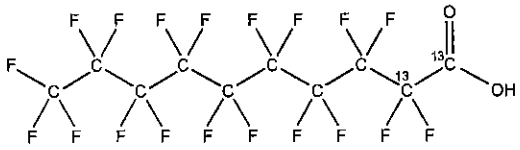

MOLECULAR FORMULA: $^{13}C_2{}^{12}C_8HF_{19}O_2$
MOLECULAR WEIGHT: 516.07
CONCENTRATION: 50 ± 2.5 µg/ml
SOLVENT(S): Methanol
Water (<1%)
CHEMICAL PURITY: >98%
ISOTOPIC PURITY: ≥99% ^{13}C ($1,2\text{-}^{13}C_2$)
LAST TESTED: (mm/dd/yyyy) 04/13/2014
EXPIRY DATE: (mm/dd/yyyy) 04/13/2019
RECOMMENDED STORAGE: Store ampoule in a cool, dark place

DOCUMENTATION/ DATA ATTACHED:

Figure 1: LC/MS Data (TIC and Mass Spectrum)
Figure 2: LC/MS/MS Data (Selected MRM Transitions)

ADDITIONAL INFORMATION:

- See page 2 for further details.
- Contains 4 mole eq. of NaOH to prevent conversion of the carboxylic acid to the methyl ester.
- Contains ~ 0.1% of $^{13}C_1$-PFNA.

FOR LABORATORY USE ONLY: NOT FOR HUMAN OR DRUG USE

Certified By: _____ **Date:** 04/15/2014 (mm/dd/yyyy)
B.G. Chittim

Wellington Laboratories Inc., 345 Southgate Dr. Guelph ON N1G 3M5 CANADA
519-822-2436 • Fax: 519-822-2849 • info@well-labs.com

INTENDED USE:

The products prepared by Wellington Laboratories Inc. are for laboratory use only. They are designed to be used as reference standards for the identification and/or quantification of specific chemical compound(s).

HAZARDS:

This product should only be used by qualified personnel familiar with its potential hazards and trained in the handling of hazardous chemicals. Due care should be exercised to prevent unnecessary human contact or ingestion. All procedures should be carried out in a well-functioning fume hood and suitable gloves, eye protection and clothing should be worn at all times. Waste should be disposed of according to national and regional regulations. Material Safety Data Sheets (MSDSs) are available upon request.

SYNTHESIS / CHARACTERIZATION:

Where possible, all of our products are synthesized using single-product, unambiguous routes. They are then characterized, and their structures and purities confirmed, using a combination of the most relevant techniques, such as NMR, GC/MS, LC/MS/MS, x-ray crystallography and melting point. Isotopic purities of mass-labelled compounds are also confirmed using HRGC/HRMS and/or LC/MS/MS.

HOMOGENEITY:

Prior to solution preparation, crystalline material is tested for homogeneity using a variety of techniques (as stated above) and its solubility in a given diluent is taken into consideration. Duplicate solutions of a new product are prepared from the same crystalline lot and, after the addition of an appropriate internal standard, they are compared by GC/MS and/or LC/MS/MS. The relative response factors of the analyte of interest in each solution are required to be <5% RSD. New solution lots of existing products are compared to older lots in the same manner, which further confirms the homogeneity of the crystalline material as well as the stability and homogeneity of the solutions in the storage containers.

UNCERTAINTY:

The maximum combined relative standard uncertainty of our reference standard solutions is calculated using the following equation:

The combined relative standard uncertainty, $u_c(y)$, of a value y and the uncertainty of the independent parameters x_1, x_2,...x_n on which it depends is:

$$u_c(y(x_1, x_2, ...x_n)) = \sqrt{\sum_{i=1}^{n} u(y, x_i)^2}$$

where x is expressed as a relative standard uncertainty of the individual parameter.

The individual uncertainties taken into account include those associated with weights (calibration of the balance) and volumes (calibration of the volumetric glassware). An expanded maximum combined percent relative uncertainty of ±5% (calculated with a coverage factor of 2 and a level of confidence of 95%) is stated on the Certificate of Analysis for all our products.

TRACEABILITY:

All reference standard solutions are traceable to specific crystalline lots. The microbalances used for solution preparation are regularly tested by an external, ISO/IEC 17025:2005 accredited calibration company. In addition, their calibration is verified prior to each weighing using NIST and/or NRC traceable external weights. All volumetric glassware used is of Class A tolerance and has been tested according to the appropriate ASTM procedures, which are ultimately traceable to NIST. For certain products, traceability to international interlaboratory studies has also been established.

EXPIRY DATE / PERIOD OF VALIDITY:

Ongoing stability studies of this product have demonstrated stability in its composition and concentration for the period of time specified by the expiry date in the unopened ampoule. Monitoring for any degradation or change in concentration of the listed analyte(s) is performed on a routine basis.

LIMITED WARRANTY:

At the time of shipment, all products are warranted to be free of defects in material and workmanship and to conform to the stated technical and purity specifications.

QUALITY MANAGEMENT:

This product was produced using a Quality Management System registered to ISO 9001:2008 by SAI Global, ISO/IEC 17025:2005 by the Canadian Association for Laboratory Accreditation Inc. (CALA; A 1226), and ISO GUIDE 34:2009 by ACLASS (certificate number AR-1523).

CALA Testing Accreditation No. A1226

ACLASS ACCREDITED REFERENCE MATERIAL PRODUCER

For additional information or assistance concerning this or any other products from Wellington Laboratories Inc., please visit our website at www.well-labs.com or contact us directly at info@well-labs.com

Figure 1: **MPFDA; LC/MS Data (TIC and Mass Spectrum)**

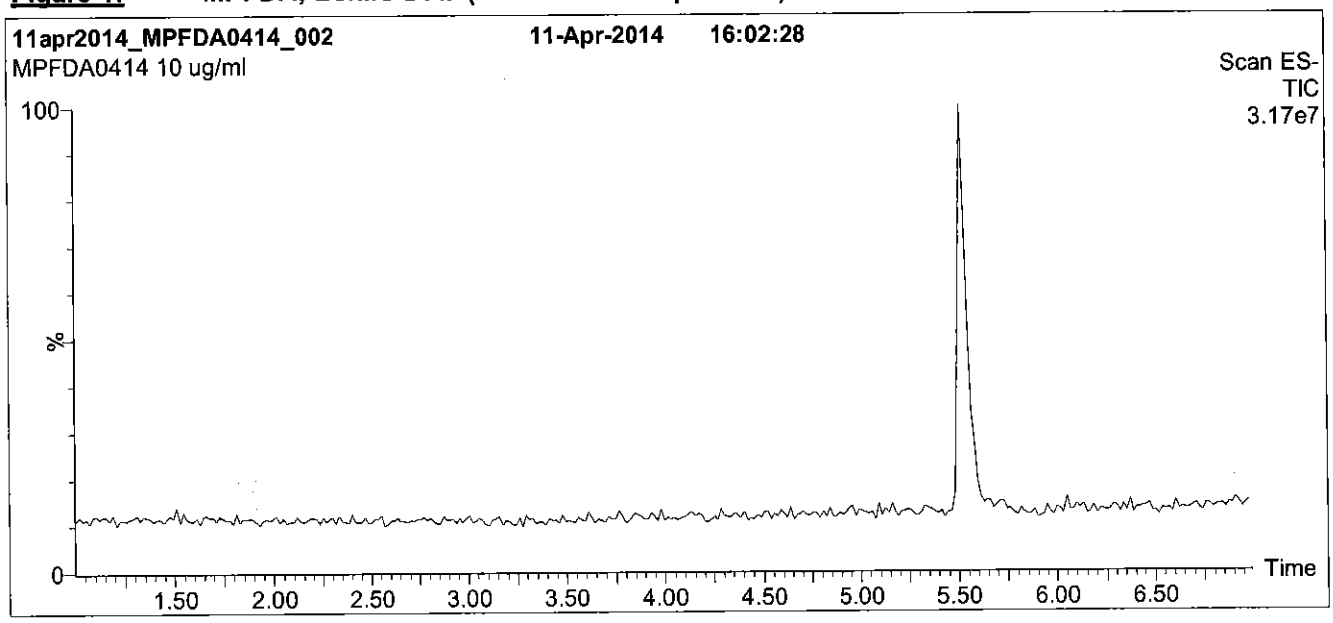

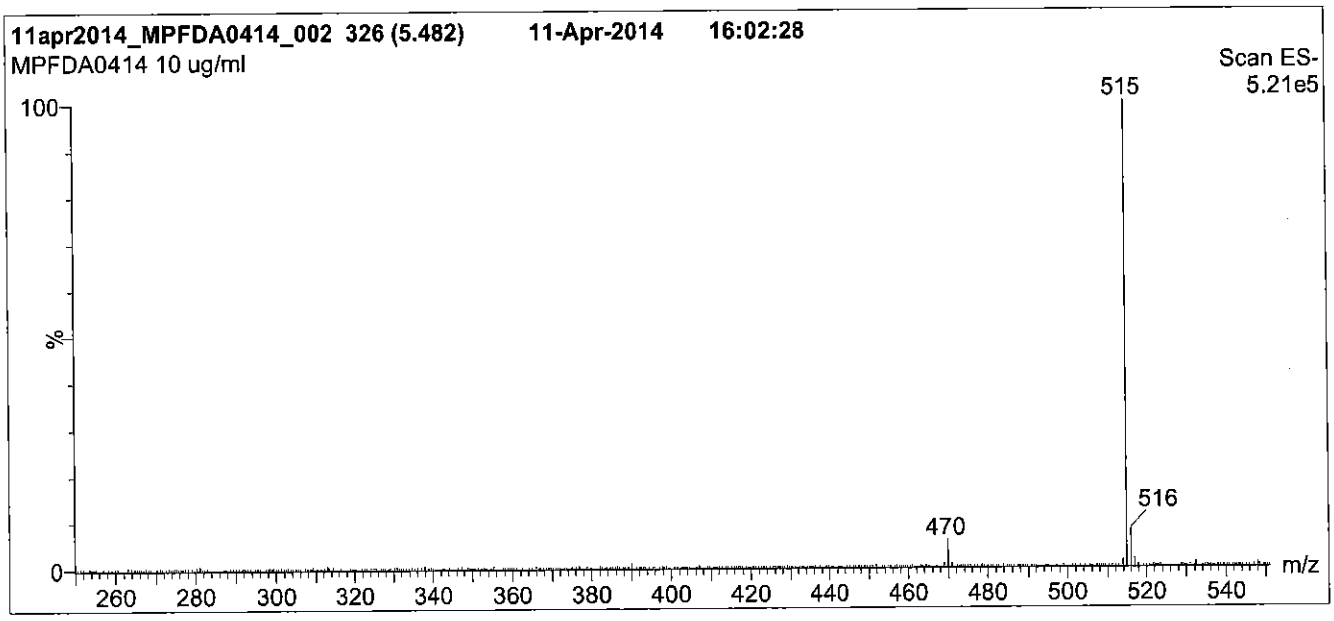

Conditions for Figure 1:

LC: **Waters Acquity Ultra Performance LC**
MS: **Micromass Quattro *micro* API MS**

Chromatographic Conditions

Column: Acquity UPLC BEH Shield RP_{18}
1.7 µm, 2.1 x 100 mm

Mobile phase: Gradient
Start: 50% (80:20 MeOH:ACN) / 50% H_2O
(both with 10 mM NH_4OAc buffer)
Ramp to 90% organic over 7 min and hold for 2 min
before returning to initial conditions in 0.5 min.
Time: 10 min

Flow: 300 µl/min

MS Parameters

Experiment: Full Scan (250 - 850 amu)

Source: Electrospray (negative)
Capillary Voltage (kV) = 2.00
Cone Voltage (V) = 15.00
Cone Gas Flow (l/hr) = 50
Desolvation Gas Flow (l/hr) = 750

Figure 2: **MPFDA; LC/MS/MS Data (Selected MRM Transitions)**

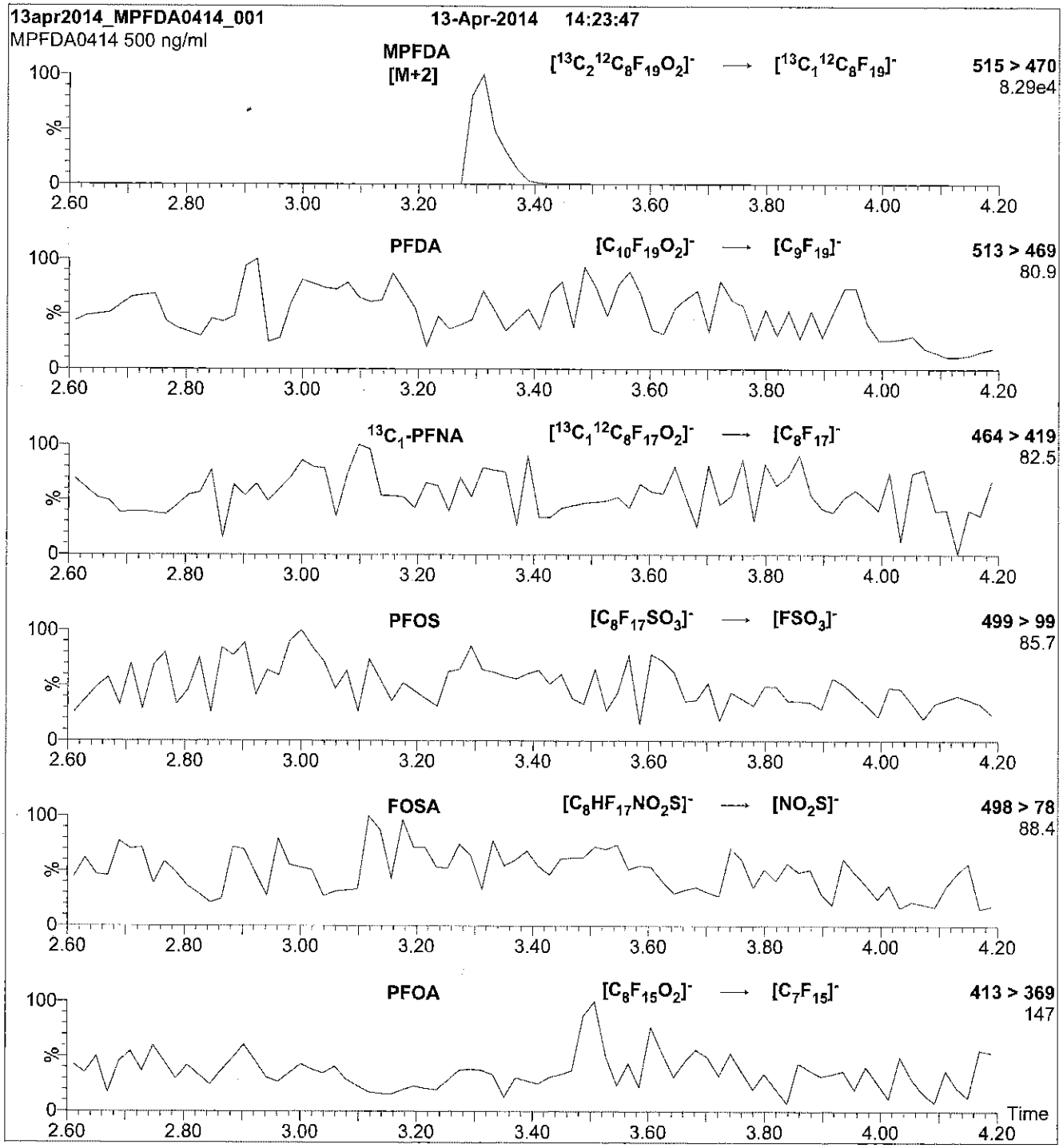

Conditions for Figure 2:

Injection: Direct loop injection
10 µl (500 ng/ml MPFDA)

Mobile phase: Isocratic 80% (80:20 MeOH:ACN) / 20% H_2O
(both with 10 mM NH_4OAc buffer)

Flow: 300 µl/min

MS Parameters

Collision Gas (mbar) = 3.31e-3
Collision Energy (eV) = 13

Reagent

LCMPFDA_00006

R: 2/25/16 CBW

587892
ID: LCMPFDA_00006
Exp:08/19/20 Prpd:CBW Opn:02/25/16
13C2-Perfluorinodecanoic a

WELLINGTON LABORATORIES

CERTIFICATE OF ANALYSIS
DOCUMENTATION

PRODUCT CODE: MPFDA
LOT NUMBER: MPFDA0815
COMPOUND: Perfluoro-n-[1,2-$^{13}C_2$]decanoic acid
STRUCTURE:
CAS #: Not available

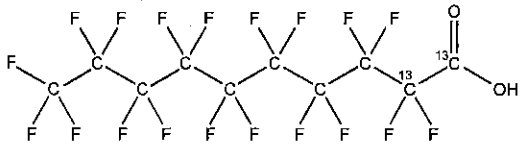

MOLECULAR FORMULA:	$^{13}C_2{}^{12}C_8HF_{19}O_2$	**MOLECULAR WEIGHT:**	516.07
CONCENTRATION:	50 ± 2.5 µg/ml	**SOLVENT(S):**	Methanol Water (<1%)
CHEMICAL PURITY:	>98%	**ISOTOPIC PURITY:**	≥99% ^{13}C ($1,2\text{-}^{13}C_2$)
LAST TESTED: (mm/dd/yyyy)	08/19/2015		
EXPIRY DATE: (mm/dd/yyyy)	08/19/2020		
RECOMMENDED STORAGE:	Store ampoule in a cool, dark place		

DOCUMENTATION/ DATA ATTACHED:

Figure 1: LC/MS Data (TIC and Mass Spectrum)
Figure 2: LC/MS/MS Data (Selected MRM Transitions)

ADDITIONAL INFORMATION:

- See page 2 for further details.
- Contains 4 mole eq. of NaOH to prevent conversion of the carboxylic acid to the methyl ester.
- Contains < 0.1% of $^{13}C_1$-PFNA.

FOR LABORATORY USE ONLY: NOT FOR HUMAN OR DRUG USE

Certified By: B.G. Chittim **Date:** 08/21/2015 (mm/dd/yyyy)

Wellington Laboratories Inc., 345 Southgate Dr. Guelph ON N1G 3M5 CANADA
519-822-2436 • Fax: 519-822-2849 • info@well-labs.com

INTENDED USE:

The products prepared by Wellington Laboratories Inc. are for laboratory use only. This certified reference material (CRM) was designed to be used as a standard for the identification and/or quantification of the specific chemical compound it contains.

HAZARDS:

This product should only be used by qualified personnel familiar with its potential hazards and trained in the handling of hazardous chemicals. Due care should be exercised to prevent unnecessary human contact or ingestion. All procedures should be carried out in a well-functioning fume hood and suitable gloves, eye protection, and clothing should be worn at all times. Waste should be disposed of according to national and regional regulations. Safety Data Sheets (SDSs) are available upon request.

SYNTHESIS / CHARACTERIZATION:

Where possible, all of our products are synthesized using single-product unambiguous routes. They are then characterized, and their structures and purities confirmed, using a combination of the most relevant techniques, such as NMR, GC/MS, LC/MS/MS, SFC/UV/MS/MS, x-ray crystallography, and melting point. Isotopic purities of mass-labelled compounds are also confirmed using HRGC/HRMS and/or LC/MS/MS.

HOMOGENEITY:

Prior to solution preparation, crystalline material is tested for homogeneity using a variety of techniques (as stated above) and its solubility in a given diluent is taken into consideration. Duplicate solutions of a new product are prepared from the same crystalline lot and, after the addition of an appropriate internal standard, they are compared by GC/MS, LC/MS/MS and/or SFC/UV/MS/MS. The relative response factors of the analyte of interest in each solution are required to be <5% RSD. New solution lots of existing products are compared to older lots in the same manner, which further confirms the homogeneity of the crystalline material as well as the stability and homogeneity of the solutions in the storage containers.

UNCERTAINTY:

The maximum combined relative standard uncertainty of our reference standard solutions is calculated using the following equation:

The combined relative standard uncertainty, $u_c(y)$, of a value y and the uncertainty of the independent parameters $x_1, x_2, \ldots x_n$ on which it depends is:

$$u_c(y(x_1, x_2, \ldots x_n)) = \sqrt{\sum_{i=1}^{n} u(y, x_i)^2}$$

where x is expressed as a relative standard uncertainty of the individual parameter.

The individual uncertainties taken into account include those associated with weights (calibration of the balance) and volumes (calibration of the volumetric glassware). An expanded maximum combined percent relative uncertainty of ±5% (calculated with a coverage factor of 2 and a level of confidence of 95%) is stated on the Certificate of Analysis for all of our products.

TRACEABILITY:

All reference standard solutions are traceable to specific crystalline lots. The microbalances used for solution preparation are regularly tested by an external ISO/IEC 17025 accredited calibration company. In addition, their calibration is verified prior to each weighing using NIST and/or NRC traceable external weights. All volumetric glassware used is of Class A tolerance and has been tested according to the appropriate ASTM procedures, which are ultimately traceable to NIST. For certain products, traceability to international interlaboratory studies has also been established.

EXPIRY DATE / PERIOD OF VALIDITY:

Ongoing stability studies of this product have demonstrated stability in its composition and concentration, until the specified expiry date, in the unopened ampoule. Monitoring for any degradation or change in concentration of the listed analyte(s) is performed on a routine basis.

LIMITED WARRANTY:

At the time of shipment, all products are warranted to be free of defects in material and workmanship and to conform to the stated technical and purity specifications.

QUALITY MANAGEMENT:

This product was produced using a Quality Management System registered to the latest versions of ISO 9001 by SAI Global, ISO/IEC 17025 by the Canadian Association for Laboratory Accreditation Inc. (CALA; A 1226), and ISO GUIDE 34 by ANSI-ASQ National Accreditation Board (ANAB; AR-1523).

CALA Testing Accreditation No. A1226

ANAB ACCREDITED ISO/IEC 17025 ISO GUIDE 34 REFERENCE MATERIAL PRODUCER

For additional information or assistance concerning this or any other products from Wellington Laboratories Inc., please visit our website at www.well-labs.com or contact us directly at info@well-labs.com

Figure 1: **MPFDA; LC/MS Data (TIC and Mass Spectrum)**

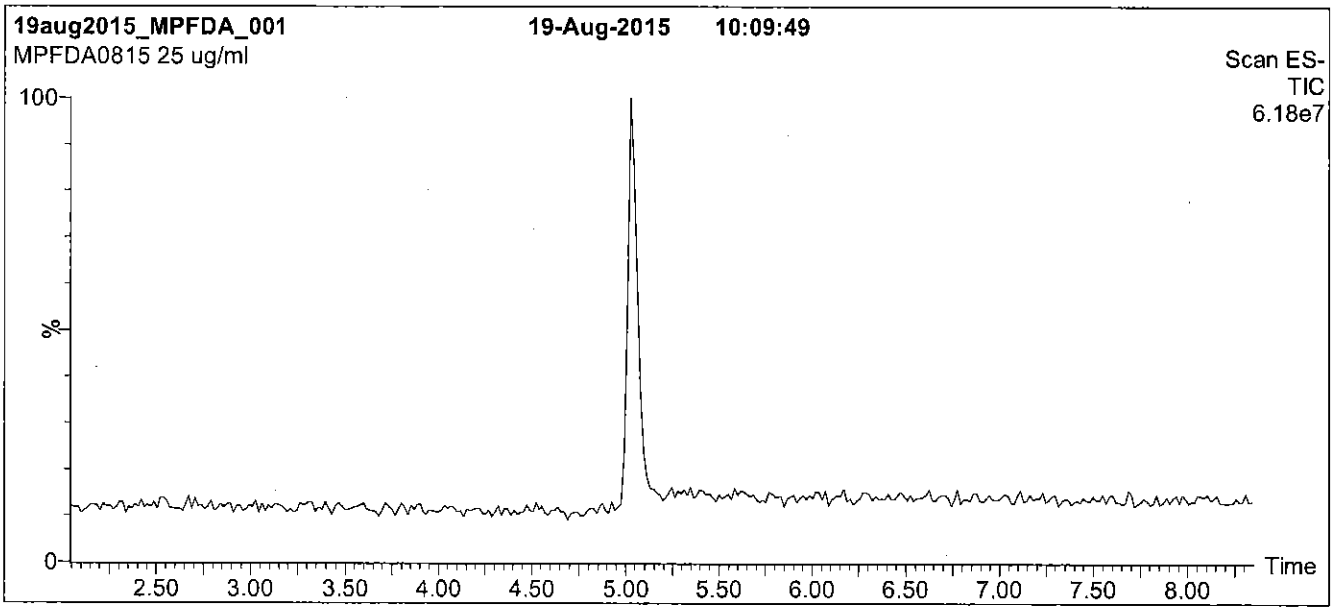

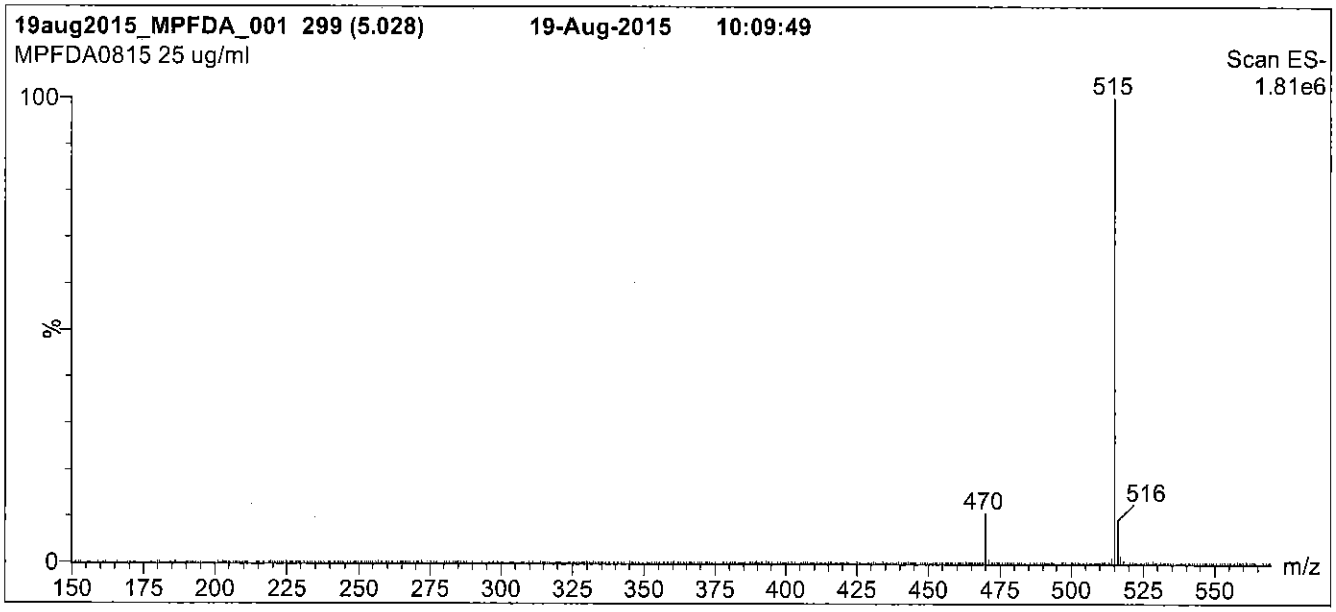

Conditions for Figure 1:

LC: **Waters Acquity Ultra Performance LC**
MS: **Micromass Quattro *micro* API MS**

Chromatographic Conditions

Column: Acquity UPLC BEH Shield RP_{18}
1.7 µm, 2.1 x 100 mm

Mobile phase: Gradient
Start: 50% (80:20 MeOH:ACN) / 50% H_2O
(both with 10 mM NH_4OAc buffer)
Ramp to 90% organic over 7 min and hold for 2 min before returning to initial conditions in 0.5 min.
Time: 10 min

Flow: 300 µl/min

MS Parameters

Experiment: Full Scan (150 - 850 amu)

Source: Electrospray (negative)
Capillary Voltage (kV) = 2.00
Cone Voltage (V) = 15.00
Cone Gas Flow (l/hr) = 50
Desolvation Gas Flow (l/hr) = 750

Figure 2: **MPFDA; LC/MS/MS Data (Selected MRM Transitions)**

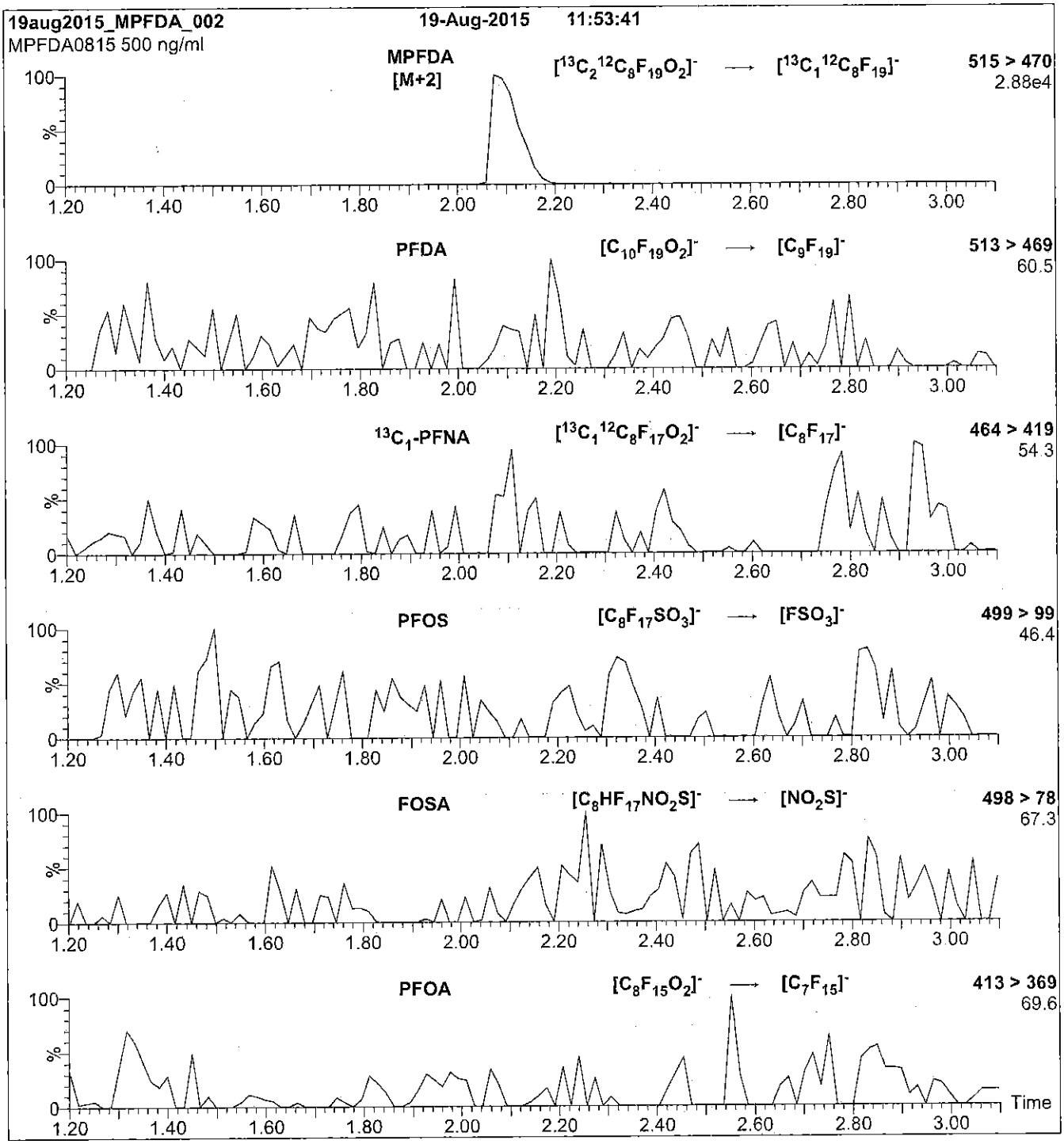

Conditions for Figure 2:

Injection: Direct loop injection
10 µl (500 ng/ml MPFDA)

Mobile phase: Isocratic 80% (80:20 MeOH:ACN) / 20% H_2O
(both with 10 mM NH_4OAc buffer)

Flow: 300 µl/min

MS Parameters

Collision Gas (mbar) = 3.35e-3
Collision Energy (eV) = 13

Reagent

LCMPFDA_00007

605232
ID: LCMPFDA_00007
Exp: 08/19/20 Prpd: CBW
13C2-Perfluorodecanoic a

Rec. 3/29/16 JRB ✓

WELLINGTON LABORATORIES

CERTIFICATE OF ANALYSIS DOCUMENTATION

PRODUCT CODE: MPFDA
COMPOUND: Perfluoro-n-[1,2-$^{13}C_2$]decanoic acid

LOT NUMBER: MPFDA0815

STRUCTURE:

CAS #: Not available

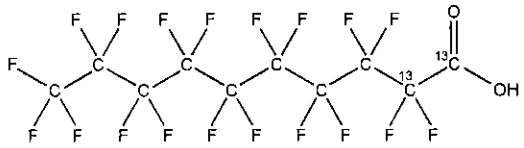

MOLECULAR FORMULA: $^{13}C_2{}^{12}C_8HF_{19}O_2$
CONCENTRATION: 50 ± 2.5 µg/ml

CHEMICAL PURITY: >98%
LAST TESTED: (mm/dd/yyyy) 08/19/2015
EXPIRY DATE: (mm/dd/yyyy) 08/19/2020
RECOMMENDED STORAGE: Store ampoule in a cool, dark place

MOLECULAR WEIGHT: 516.07
SOLVENT(S): Methanol
Water (<1%)

ISOTOPIC PURITY: ≥99% ^{13}C ($1,2\text{-}^{13}C_2$)

DOCUMENTATION/ DATA ATTACHED:

Figure 1: LC/MS Data (TIC and Mass Spectrum)
Figure 2: LC/MS/MS Data (Selected MRM Transitions)

ADDITIONAL INFORMATION:

- See page 2 for further details.
- Contains 4 mole eq. of NaOH to prevent conversion of the carboxylic acid to the methyl ester.
- Contains < 0.1% of $^{13}C_1$-PFNA.

FOR LABORATORY USE ONLY: NOT FOR HUMAN OR DRUG USE

Certified By: B.G. Chittim **Date:** 08/21/2015 (mm/dd/yyyy)

Wellington Laboratories Inc., 345 Southgate Dr. Guelph ON N1G 3M5 CANADA
519-822-2436 • Fax: 519-822-2849 • info@well-labs.com

INTENDED USE:

The products prepared by Wellington Laboratories Inc. are for laboratory use only. This certified reference material (CRM) was designed to be used as a standard for the identification and/or quantification of the specific chemical compound it contains.

HAZARDS:

This product should only be used by qualified personnel familiar with its potential hazards and trained in the handling of hazardous chemicals. Due care should be exercised to prevent unnecessary human contact or ingestion. All procedures should be carried out in a well-functioning fume hood and suitable gloves, eye protection, and clothing should be worn at all times. Waste should be disposed of according to national and regional regulations. Safety Data Sheets (SDSs) are available upon request.

SYNTHESIS / CHARACTERIZATION:

Where possible, all of our products are synthesized using single-product unambiguous routes. They are then characterized, and their structures and purities confirmed, using a combination of the most relevant techniques, such as NMR, GC/MS, LC/MS/MS, SFC/UV/MS/MS, x-ray crystallography, and melting point. Isotopic purities of mass-labelled compounds are also confirmed using HRGC/HRMS and/or LC/MS/MS.

HOMOGENEITY:

Prior to solution preparation, crystalline material is tested for homogeneity using a variety of techniques (as stated above) and its solubility in a given diluent is taken into consideration. Duplicate solutions of a new product are prepared from the same crystalline lot and, after the addition of an appropriate internal standard, they are compared by GC/MS, LC/MS/MS and/or SFC/UV/MS/MS. The relative response factors of the analyte of interest in each solution are required to be <5% RSD. New solution lots of existing products are compared to older lots in the same manner, which further confirms the homogeneity of the crystalline material as well as the stability and homogeneity of the solutions in the storage containers.

UNCERTAINTY:

The maximum combined relative standard uncertainty of our reference standard solutions is calculated using the following equation:

The combined relative standard uncertainty, $u_c(y)$, of a value y and the uncertainty of the independent parameters x_1, x_2,...x_n on which it depends is:

$$u_c(y(x_1, x_2, \ldots x_n)) = \sqrt{\sum_{i=1}^{n} u(y, x_i)^2}$$

where x is expressed as a relative standard uncertainty of the individual parameter.

The individual uncertainties taken into account include those associated with weights (calibration of the balance) and volumes (calibration of the volumetric glassware). An expanded maximum combined percent relative uncertainty of ±5% (calculated with a coverage factor of 2 and a level of confidence of 95%) is stated on the Certificate of Analysis for all of our products.

TRACEABILITY:

All reference standard solutions are traceable to specific crystalline lots. The microbalances used for solution preparation are regularly tested by an external ISO/IEC 17025 accredited calibration company. In addition, their calibration is verified prior to each weighing using NIST and/or NRC traceable external weights. All volumetric glassware used is of Class A tolerance and has been tested according to the appropriate ASTM procedures, which are ultimately traceable to NIST. For certain products, traceability to international interlaboratory studies has also been established.

EXPIRY DATE / PERIOD OF VALIDITY:

Ongoing stability studies of this product have demonstrated stability in its composition and concentration, until the specified expiry date, in the unopened ampoule. Monitoring for any degradation or change in concentration of the listed analyte(s) is performed on a routine basis.

LIMITED WARRANTY:

At the time of shipment, all products are warranted to be free of defects in material and workmanship and to conform to the stated technical and purity specifications.

QUALITY MANAGEMENT:

This product was produced using a Quality Management System registered to the latest versions of ISO 9001 by SAI Global, ISO/IEC 17025 by the Canadian Association for Laboratory Accreditation Inc. (CALA; A 1226), and ISO GUIDE 34 by ANSI-ASQ National Accreditation Board (ANAB; AR-1523).

CALA Testing Accreditation No. A1226

ANAB ACCREDITED ISO 17034 REFERENCE MATERIAL PRODUCER

For additional information or assistance concerning this or any other products from Wellington Laboratories Inc., please visit our website at www.well-labs.com or contact us directly at info@well-labs.com

Figure 1: **MPFDA; LC/MS Data (TIC and Mass Spectrum)**

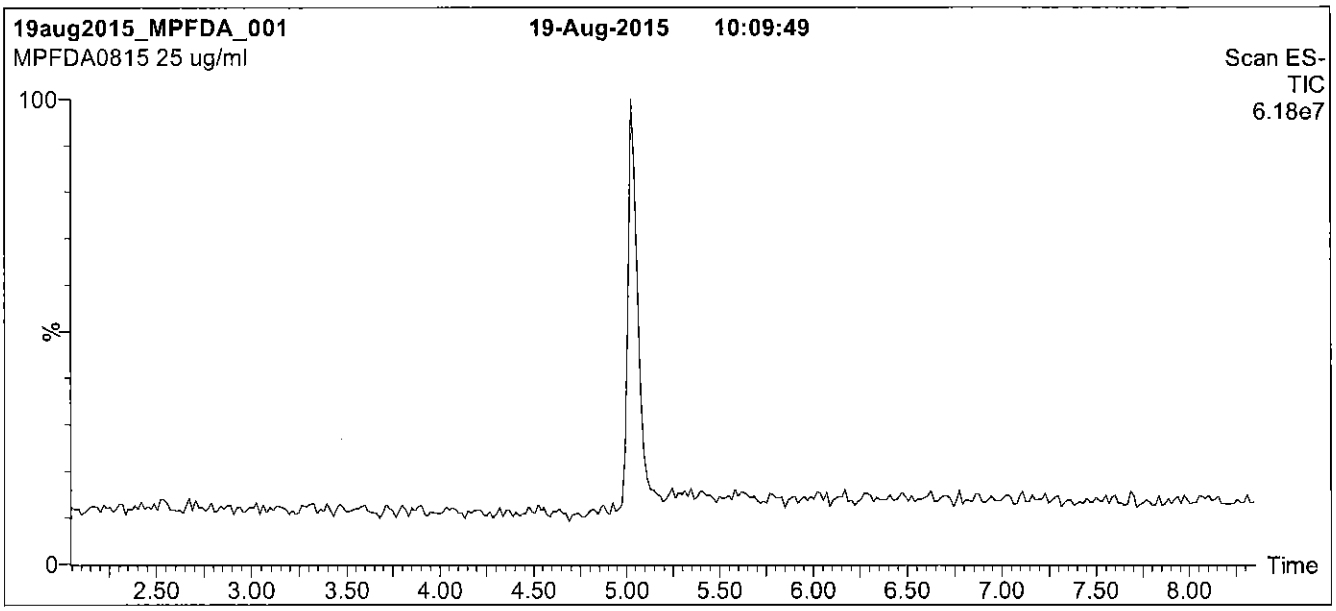

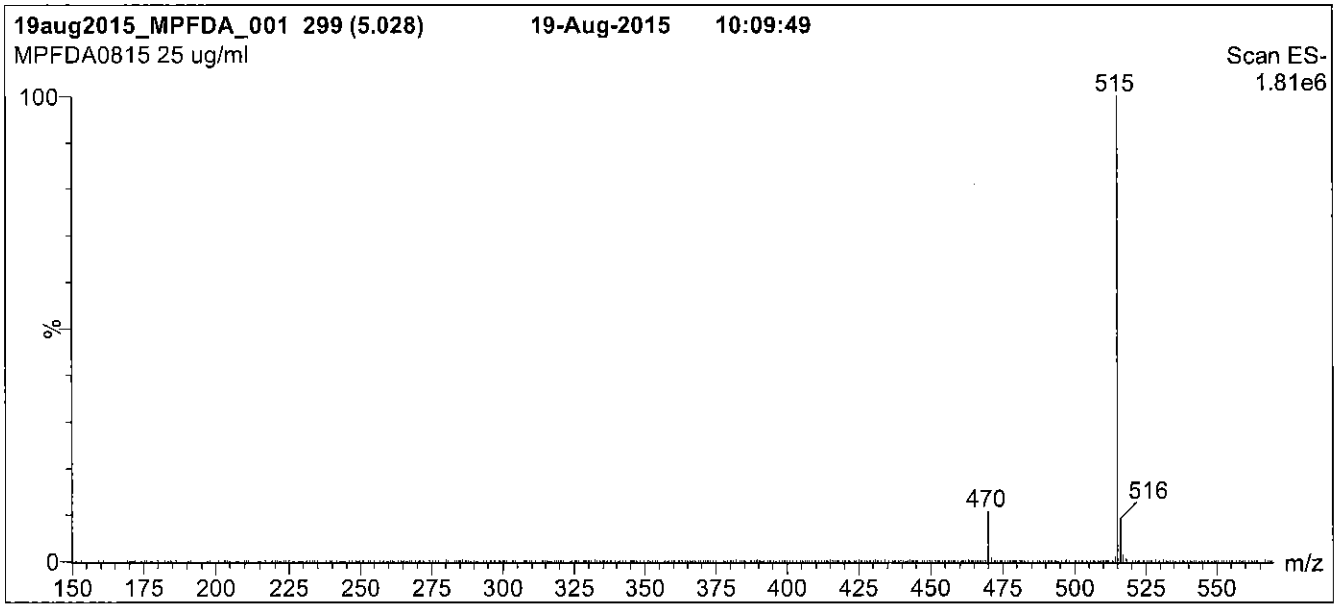

Conditions for Figure 1:

LC: **Waters Acquity Ultra Performance LC**
MS: **Micromass Quattro *micro* API MS**

Chromatographic Conditions

Column: Acquity UPLC BEH Shield RP_{18}
1.7 µm, 2.1 x 100 mm

Mobile phase: Gradient
Start: 50% (80:20 MeOH:ACN) / 50% H_2O
(both with 10 mM NH_4OAc buffer)
Ramp to 90% organic over 7 min and hold for 2 min
before returning to initial conditions in 0.5 min.
Time: 10 min

Flow: 300 µl/min

MS Parameters

Experiment: Full Scan (150 - 850 amu)

Source: Electrospray (negative)
Capillary Voltage (kV) = 2.00
Cone Voltage (V) = 15.00
Cone Gas Flow (l/hr) = 50
Desolvation Gas Flow (l/hr) = 750

Figure 2: **MPFDA; LC/MS/MS Data (Selected MRM Transitions)**

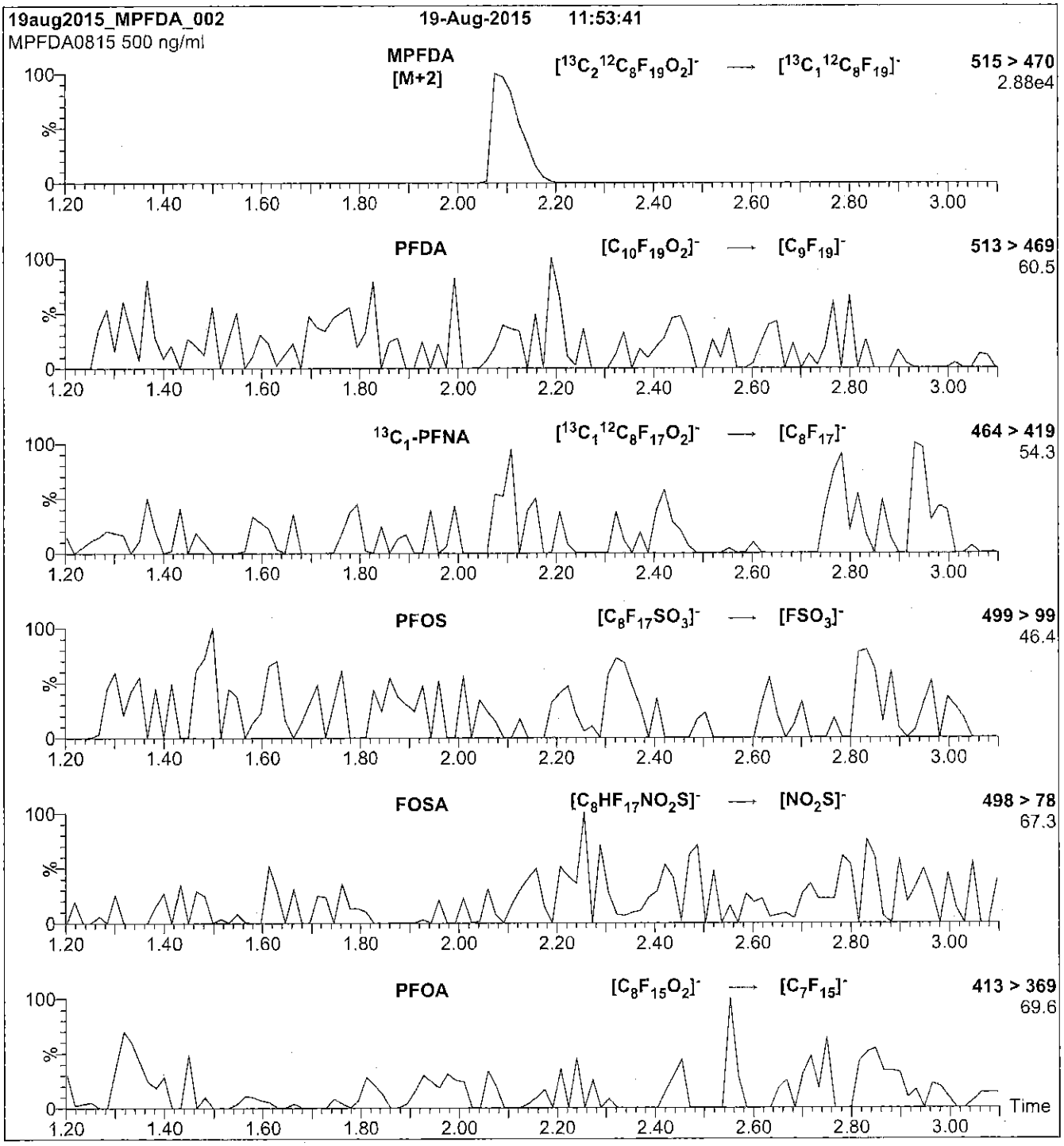

Conditions for Figure 2:

Injection: Direct loop injection
10 µl (500 ng/ml MPFDA)

Mobile phase: Isocratic 80% (80:20 MeOH:ACN) / 20% H_2O
(both with 10 mM NH_4OAc buffer)

Flow: 300 µl/min

MS Parameters

Collision Gas (mbar) = 3.35e-3
Collision Energy (eV) = 13

Reagent

LCMPFDoA_00003

P. 2/11/15 SRV

WELLINGTON LABORATORIES

CERTIFICATE OF ANALYSIS DOCUMENTATION

PRODUCT CODE: MPFDoA
COMPOUND: Perfluoro-n-[1,2-$^{13}C_2$]dodecanoic acid

LOT NUMBER: MPFDoA0714

STRUCTURE:

CAS #: Not available

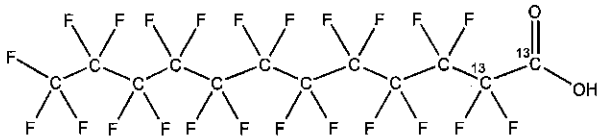

MOLECULAR FORMULA:	$^{13}C_2{}^{12}C_{10}HF_{23}O_2$	**MOLECULAR WEIGHT:**	616.08
CONCENTRATION:	50 ± 2.5 µg/ml	**SOLVENT(S):**	Methanol Water (<1%)
CHEMICAL PURITY:	>98%	**ISOTOPIC PURITY:**	≥99% ^{13}C ($1,2\text{-}^{13}C_2$)
LAST TESTED: (mm/dd/yyyy)	07/17/2014		
EXPIRY DATE: (mm/dd/yyyy)	07/17/2019		
RECOMMENDED STORAGE:	Store ampoule in a cool, dark place		

DOCUMENTATION/ DATA ATTACHED:

Figure 1: LC/MS Data (TIC and Mass Spectrum)
Figure 2: LC/MS/MS Data (Selected MRM Transitions)

ADDITIONAL INFORMATION:

- See page 2 for further details.
- Contains 4 mole eq. of NaOH to prevent conversion of the carboxylic acid to the methyl ester.

FOR LABORATORY USE ONLY: NOT FOR HUMAN OR DRUG USE

Certified By: B.G. Chittim **Date:** 07/21/2014 (mm/dd/yyyy)

Wellington Laboratories Inc., 345 Southgate Dr. Guelph ON N1G 3M5 CANADA
519-822-2436 • Fax: 519-822-2849 • info@well-labs.com

INTENDED USE:

The products prepared by Wellington Laboratories Inc. are for laboratory use only. They are designed to be used as reference standards for the identification and/or quantification of specific chemical compound(s).

HAZARDS:

This product should only be used by qualified personnel familiar with its potential hazards and trained in the handling of hazardous chemicals. Due care should be exercised to prevent unnecessary human contact or ingestion. All procedures should be carried out in a well-functioning fume hood and suitable gloves, eye protection and clothing should be worn at all times. Waste should be disposed of according to national and regional regulations. Material Safety Data Sheets (MSDSs) are available upon request.

SYNTHESIS / CHARACTERIZATION:

Where possible, all of our products are synthesized using single-product, unambiguous routes. They are then characterized, and their structures and purities confirmed, using a combination of the most relevant techniques, such as NMR, GC/MS, LC/MS/MS, x-ray crystallography and melting point. Isotopic purities of mass-labelled compounds are also confirmed using HRGC/HRMS and/or LC/MS/MS.

HOMOGENEITY:

Prior to solution preparation, crystalline material is tested for homogeneity using a variety of techniques (as stated above) and its solubility in a given diluent is taken into consideration. Duplicate solutions of a new product are prepared from the same crystalline lot and, after the addition of an appropriate internal standard, they are compared by GC/MS and/or LC/MS/MS. The relative response factors of the analyte of interest in each solution are required to be <5% RSD. New solution lots of existing products are compared to older lots in the same manner, which further confirms the homogeneity of the crystalline material as well as the stability and homogeneity of the solutions in the storage containers.

UNCERTAINTY:

The maximum combined relative standard uncertainty of our reference standard solutions is calculated using the following equation:

The combined relative standard uncertainty, $u_c(y)$, of a value y and the uncertainty of the independent parameters x_1, x_2,...x_n on which it depends is:

$$u_c(y(x_1, x_2, ...x_n)) = \sqrt{\sum_{i=1}^{n} u(y, x_i)^2}$$

where x is expressed as a relative standard uncertainty of the individual parameter.

The individual uncertainties taken into account include those associated with weights (calibration of the balance) and volumes (calibration of the volumetric glassware). An expanded maximum combined percent relative uncertainty of ±5% (calculated with a coverage factor of 2 and a level of confidence of 95%) is stated on the Certificate of Analysis for all our products.

TRACEABILITY:

All reference standard solutions are traceable to specific crystalline lots. The microbalances used for solution preparation are regularly tested by an external, ISO/IEC 17025:2005 accredited calibration company. In addition, their calibration is verified prior to each weighing using NIST and/or NRC traceable external weights. All volumetric glassware used is of Class A tolerance and has been tested according to the appropriate ASTM procedures, which are ultimately traceable to NIST. For certain products, traceability to international interlaboratory studies has also been established.

EXPIRY DATE / PERIOD OF VALIDITY:

Ongoing stability studies of this product have demonstrated stability in its composition and concentration for the period of time specified by the expiry date in the unopened ampoule. Monitoring for any degradation or change in concentration of the listed analyte(s) is performed on a routine basis.

LIMITED WARRANTY:

At the time of shipment, all products are warranted to be free of defects in material and workmanship and to conform to the stated technical and purity specifications.

QUALITY MANAGEMENT:

This product was produced using a Quality Management System registered to ISO 9001:2008 by SAI Global, ISO/IEC 17025:2005 by the Canadian Association for Laboratory Accreditation Inc. (CALA; A 1226), and ISO GUIDE 34:2009 by ACLASS (certificate number AR-1523).

CALA Testing Accreditation No. A 1226

ACLASS ACCREDITED REFERENCE MATERIAL PRODUCER

For additional information or assistance concerning this or any other products from Wellington Laboratories Inc., please visit our website at www.well-labs.com or contact us directly at info@well-labs.com

Figure 1: **MPFDoA; LC/MS Data (TIC and Mass Spectrum)**

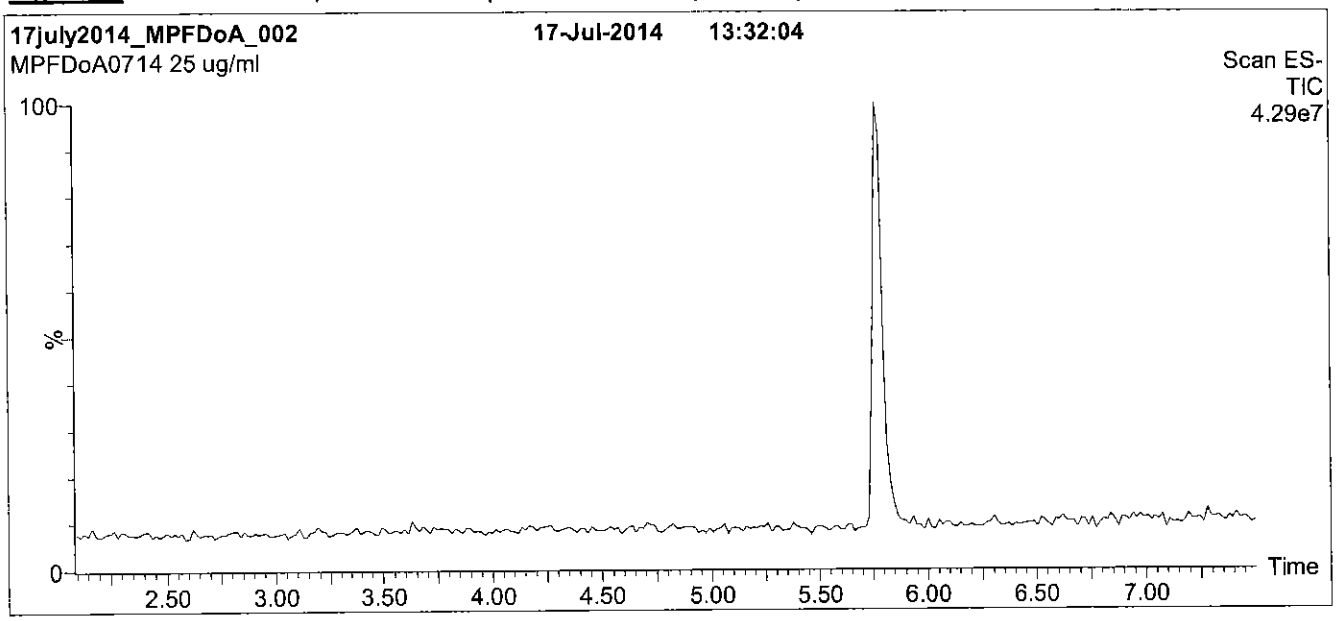

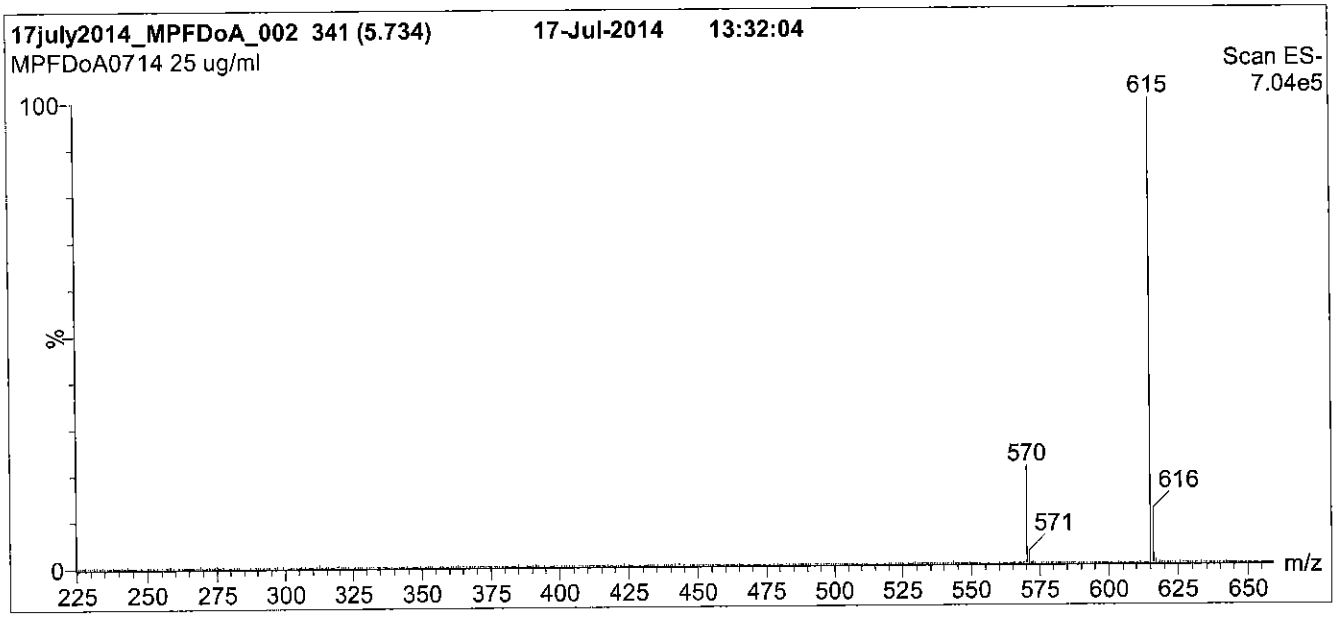

Conditions for Figure 1:

LC: **Waters Acquity Ultra Performance LC**
MS: **Micromass Quattro *micro* API MS**

Chromatographic Conditions

Column: Acquity UPLC BEH Shield RP_{18}
1.7 µm, 2.1 x 100 mm

Mobile phase: Gradient
Start: 55% (80:20 MeOH:ACN) / 45% H_2O
(both with 10 mM NH_4OAc buffer)
Ramp to 90% organic over 7 min and hold for 2 min
before returning to initial conditions in 0.5 min.
Time: 10 min

Flow: 300 µl/min

MS Parameters

Experiment: Full Scan (225 - 950 amu)

Source: Electrospray (negative)
Capillary Voltage (kV) = 2.00
Cone Voltage (V) = 20.00
Cone Gas Flow (l/hr) = 100
Desolvation Gas Flow (l/hr) = 750

Figure 2: **MPFDoA; LC/MS/MS Data (Selected MRM Transitions)**

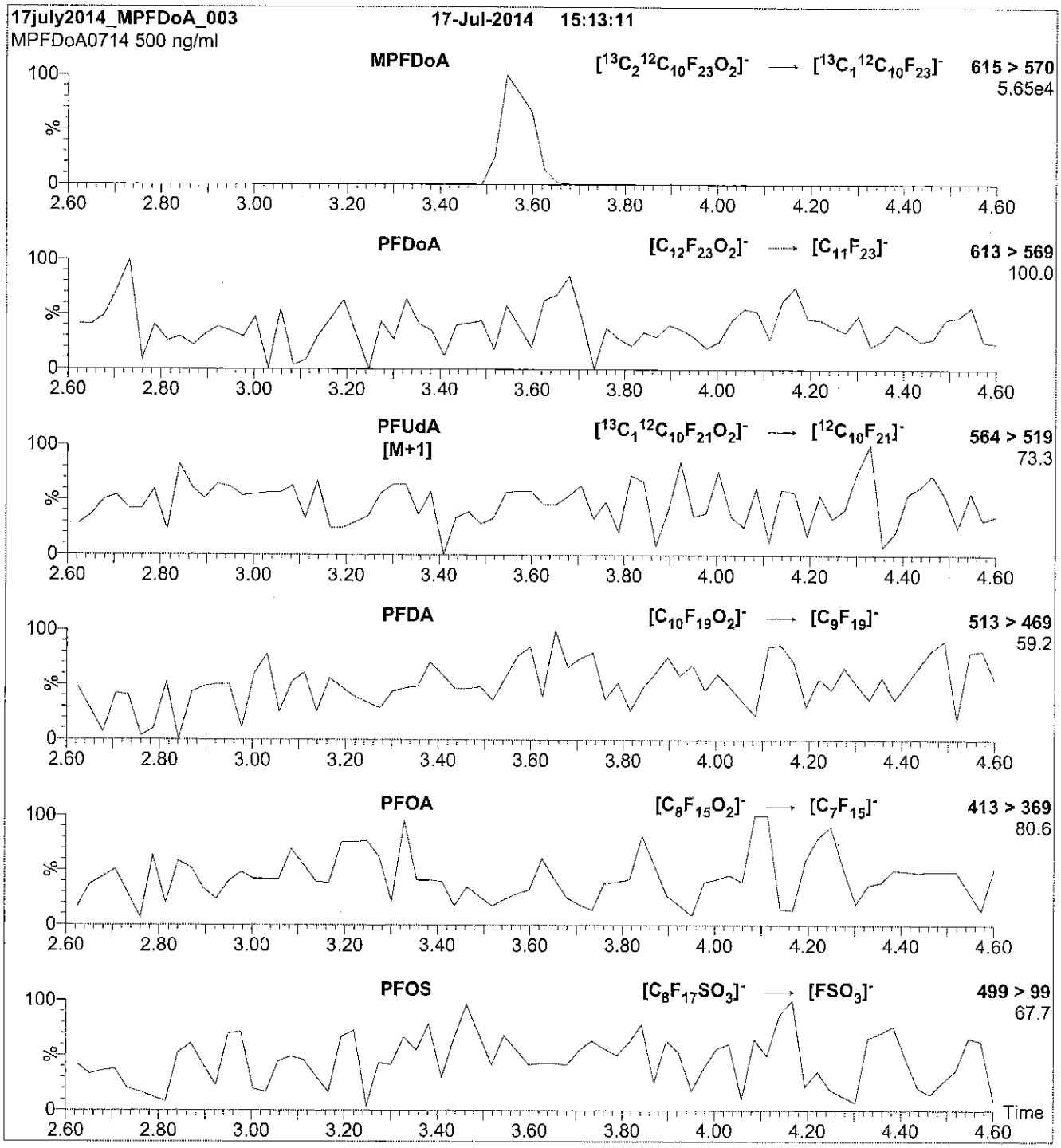

Conditions for Figure 2:

Injection:	Direct loop injection 10 µl (500 ng/ml MPFDoA)
Mobile phase:	Isocratic 80% (80:20 MeOH:ACN) / 20% H_2O (both with 10 mM NH_4OAc buffer)
Flow:	300 µl/min

MS Parameters

Collision Gas (mbar) = 3.43e-3
Collision Energy (eV) = 13

Reagent

LCMPFDoA_00004

V : 14/10/15 JKV

WELLINGTON LABORATORIES

CERTIFICATE OF ANALYSIS
DOCUMENTATION

PRODUCT CODE: MPFDoA
COMPOUND: Perfluoro-n-[1,2-$^{13}C_2$]dodecanoic acid

LOT NUMBER: MPFDoA0714

STRUCTURE:

CAS #: Not available

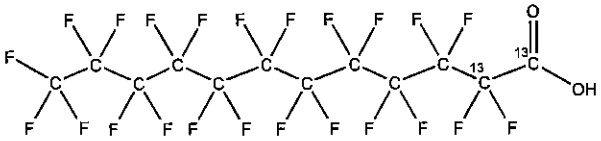

MOLECULAR FORMULA:	$^{13}C_2{}^{12}C_{10}HF_{23}O_2$	**MOLECULAR WEIGHT:**	616.08
CONCENTRATION:	50 ± 2.5 µg/ml	**SOLVENT(S):**	Methanol Water (<1%)
CHEMICAL PURITY:	>98%	**ISOTOPIC PURITY:**	≥99% ^{13}C ($1,2\text{-}^{13}C_2$)
LAST TESTED: (mm/dd/yyyy)	07/17/2014		
EXPIRY DATE: (mm/dd/yyyy)	07/17/2019		
RECOMMENDED STORAGE:	Store ampoule in a cool, dark place		

DOCUMENTATION/ DATA ATTACHED:

Figure 1: LC/MS Data (TIC and Mass Spectrum)
Figure 2: LC/MS/MS Data (Selected MRM Transitions)

ADDITIONAL INFORMATION:

- See page 2 for further details.
- Contains 4 mole eq. of NaOH to prevent conversion of the carboxylic acid to the methyl ester.

FOR LABORATORY USE ONLY: NOT FOR HUMAN OR DRUG USE

Certified By: B.G. Chittim **Date:** 04/01/2015 (mm/dd/yyyy)

Wellington Laboratories Inc., 345 Southgate Dr. Guelph ON N1G 3M5 CANADA
519-822-2436 • Fax: 519-822-2849 • info@well-labs.com

INTENDED USE:

The products prepared by Wellington Laboratories Inc. are for laboratory use only. This certified reference material (CRM) was designed to be used as a standard for the identification and/or quantification of the specific chemical compound it contains.

HAZARDS:

This product should only be used by qualified personnel familiar with its potential hazards and trained in the handling of hazardous chemicals. Due care should be exercised to prevent unnecessary human contact or ingestion. All procedures should be carried out in a well-functioning fume hood and suitable gloves, eye protection, and clothing should be worn at all times. Waste should be disposed of according to national and regional regulations. Safety Data Sheets (SDSs) are available upon request.

SYNTHESIS / CHARACTERIZATION:

Where possible, all of our products are synthesized using single-product unambiguous routes. They are then characterized, and their structures and purities confirmed, using a combination of the most relevant techniques, such as NMR, GC/MS, LC/MS/MS, SFC/UV/MS/MS, x-ray crystallography, and melting point. Isotopic purities of mass-labelled compounds are also confirmed using HRGC/HRMS and/or LC/MS/MS.

HOMOGENEITY:

Prior to solution preparation, crystalline material is tested for homogeneity using a variety of techniques (as stated above) and its solubility in a given diluent is taken into consideration. Duplicate solutions of a new product are prepared from the same crystalline lot and, after the addition of an appropriate internal standard, they are compared by GC/MS, LC/MS/MS and/or SFC/UV/MS/MS. The relative response factors of the analyte of interest in each solution are required to be <5% RSD. New solution lots of existing products are compared to older lots in the same manner, which further confirms the homogeneity of the crystalline material as well as the stability and homogeneity of the solutions in the storage containers.

UNCERTAINTY:

The maximum combined relative standard uncertainty of our reference standard solutions is calculated using the following equation:

The combined relative standard uncertainty, $u_c(y)$, of a value y and the uncertainty of the independent parameters x_1, x_2,...x_n on which it depends is:

$$u_c(y(x_1, x_2, ...x_n)) = \sqrt{\sum_{i=1}^{n} u(y, x_i)^2}$$

where x is expressed as a relative standard uncertainty of the individual parameter.

The individual uncertainties taken into account include those associated with weights (calibration of the balance) and volumes (calibration of the volumetric glassware). An expanded maximum combined percent relative uncertainty of ±5% (calculated with a coverage factor of 2 and a level of confidence of 95%) is stated on the Certificate of Analysis for all of our products.

TRACEABILITY:

All reference standard solutions are traceable to specific crystalline lots. The microbalances used for solution preparation are regularly tested by an external ISO/IEC 17025 accredited calibration company. In addition, their calibration is verified prior to each weighing using NIST and/or NRC traceable external weights. All volumetric glassware used is of Class A tolerance and has been tested according to the appropriate ASTM procedures, which are ultimately traceable to NIST. For certain products, traceability to international interlaboratory studies has also been established.

EXPIRY DATE / PERIOD OF VALIDITY:

Ongoing stability studies of this product have demonstrated stability in its composition and concentration, until the specified expiry date, in the unopened ampoule. Monitoring for any degradation or change in concentration of the listed analyte(s) is performed on a routine basis.

LIMITED WARRANTY:

At the time of shipment, all products are warranted to be free of defects in material and workmanship and to conform to the stated technical and purity specifications.

QUALITY MANAGEMENT:

This product was produced using a Quality Management System registered to the latest versions of ISO 9001 by SAI Global, ISO/IEC 17025 by the Canadian Association for Laboratory Accreditation Inc. (CALA; A 1226), and ISO GUIDE 34 by ANSI-ASQ National Accreditation Board (ANAB; AR-1523).

CALA Testing Accreditation No. A1226

ANAB ACCREDITED ISO GUIDE 34 REFERENCE MATERIAL PRODUCER

For additional information or assistance concerning this or any other products from Wellington Laboratories Inc., please visit our website at www.well-labs.com or contact us directly at info@well-labs.com

Figure 1: **MPFDoA; LC/MS Data (TIC and Mass Spectrum)**

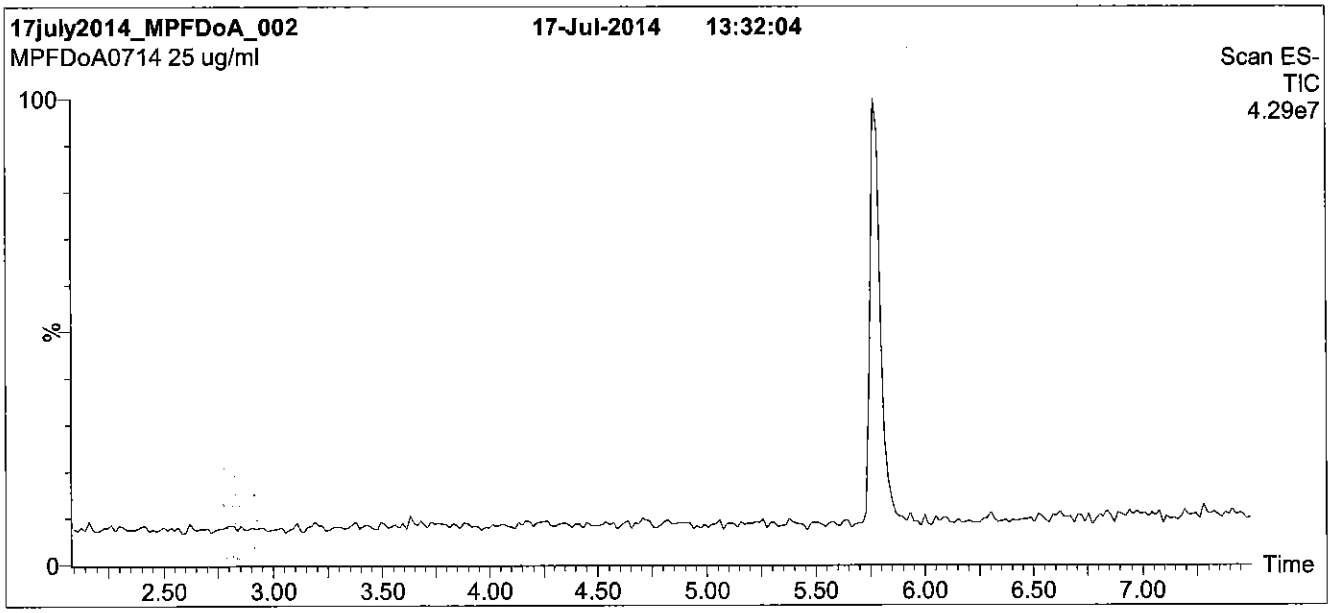

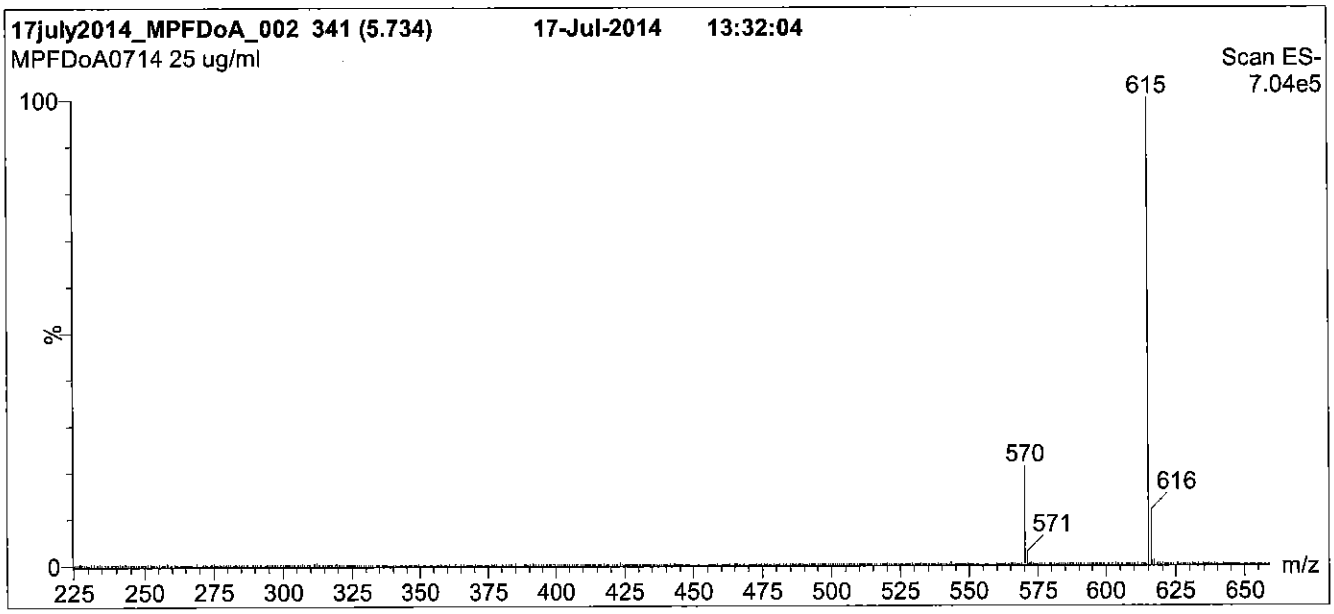

Conditions for Figure 1:

LC: **Waters Acquity Ultra Performance LC**
MS: **Micromass Quattro *micro* API MS**

Chromatographic Conditions

Column: Acquity UPLC BEH Shield RP_{18}
1.7 µm, 2.1 x 100 mm

Mobile phase: Gradient
Start: 55% (80:20 MeOH:ACN) / 45% H_2O
(both with 10 mM NH_4OAc buffer)
Ramp to 90% organic over 7 min and hold for 2 min
before returning to initial conditions in 0.5 min.
Time: 10 min

Flow: 300 µl/min

MS Parameters

Experiment: Full Scan (225 - 950 amu)

Source: Electrospray (negative)
Capillary Voltage (kV) = 2.00
Cone Voltage (V) = 20.00
Cone Gas Flow (l/hr) = 100
Desolvation Gas Flow (l/hr) = 750

Figure 2: **MPFDoA; LC/MS/MS Data (Selected MRM Transitions)**

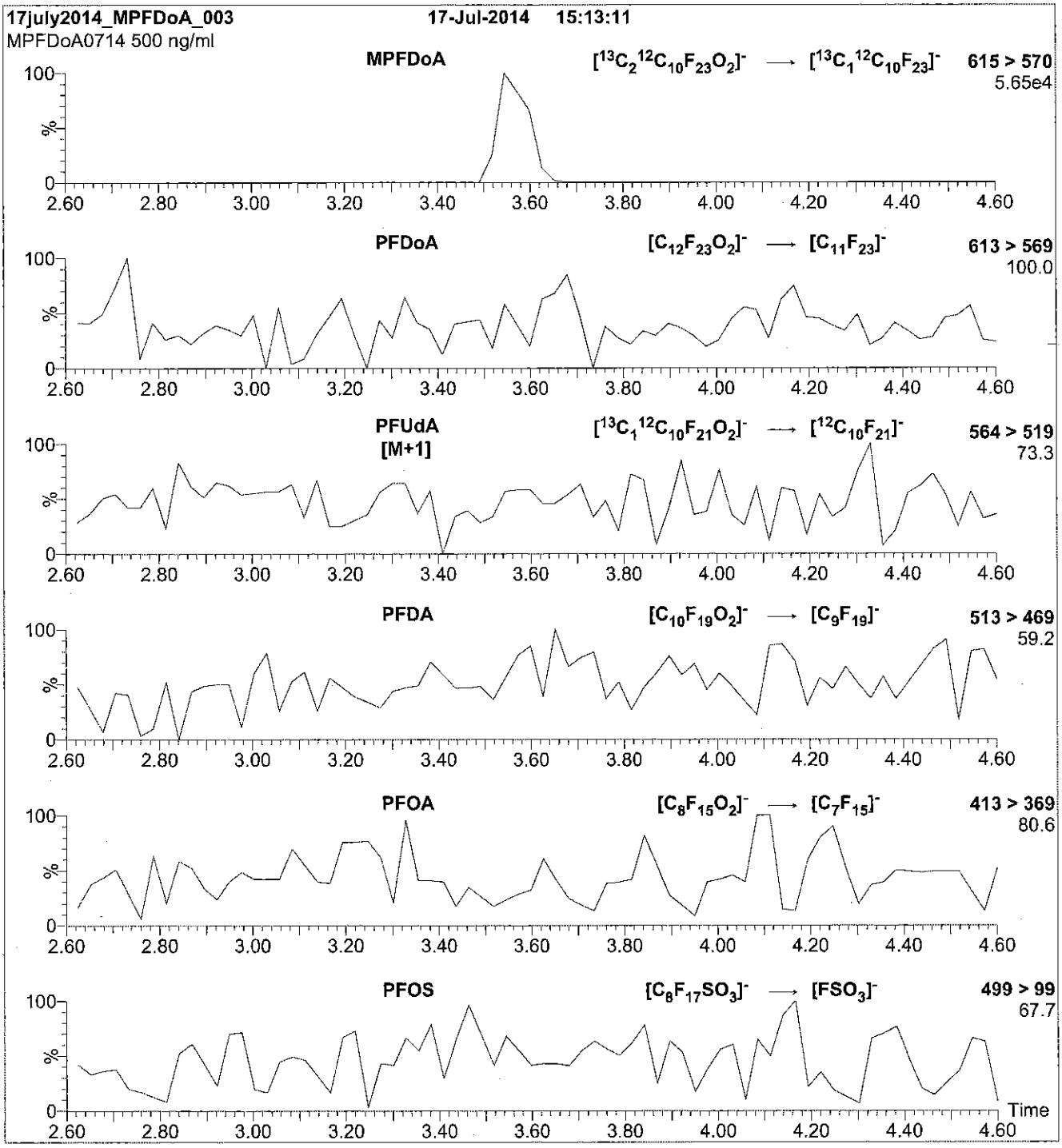

Conditions for Figure 2:

Injection: Direct loop injection
10 µl (500 ng/ml MPFDoA)

Mobile phase: Isocratic 80% (80:20 MeOH:ACN) / 20% H_2O
(both with 10 mM NH_4OAc buffer)

Flow: 300 µl/min

MS Parameters

Collision Gas (mbar) = 3.43e-3
Collision Energy (eV) = 13

Reagent

LCMPFDoA_00005

R:3/3/16 CBW

591162
ID: LCMPFDoA_00005
Exp: 07/17/19 Prpd: CBW
13C2-Perfluorododecanoic

WELLINGTON LABORATORIES

CERTIFICATE OF ANALYSIS
DOCUMENTATION

PRODUCT CODE: MPFDoA
LOT NUMBER: MPFDoA0714
COMPOUND: Perfluoro-n-[1,2-$^{13}C_2$]dodecanoic acid
STRUCTURE:
CAS #: Not available

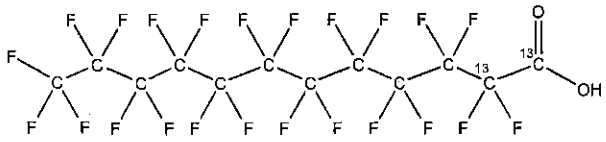

MOLECULAR FORMULA: $^{13}C_2{}^{12}C_{10}HF_{23}O_2$
MOLECULAR WEIGHT: 616.08
CONCENTRATION: 50 ± 2.5 µg/ml
SOLVENT(S): Methanol
Water (<1%)
CHEMICAL PURITY: >98%
ISOTOPIC PURITY: ≥99% ^{13}C ($1,2\text{-}^{13}C_2$)
LAST TESTED: (mm/dd/yyyy) 07/17/2014
EXPIRY DATE: (mm/dd/yyyy) 07/17/2019
RECOMMENDED STORAGE: Store ampoule in a cool, dark place

DOCUMENTATION/ DATA ATTACHED:

Figure 1: LC/MS Data (TIC and Mass Spectrum)
Figure 2: LC/MS/MS Data (Selected MRM Transitions)

ADDITIONAL INFORMATION:

- See page 2 for further details.
- Contains 4 mole eq. of NaOH to prevent conversion of the carboxylic acid to the methyl ester.

FOR LABORATORY USE ONLY: NOT FOR HUMAN OR DRUG USE

Certified By: B.G. Chittim **Date:** 04/01/2015 (mm/dd/yyyy)

Wellington Laboratories Inc., 345 Southgate Dr. Guelph ON N1G 3M5 CANADA
519-822-2436 • Fax: 519-822-2849 • info@well-labs.com

INTENDED USE:

The products prepared by Wellington Laboratories Inc. are for laboratory use only. This certified reference material (CRM) was designed to be used as a standard for the identification and/or quantification of the specific chemical compound it contains.

HAZARDS:

This product should only be used by qualified personnel familiar with its potential hazards and trained in the handling of hazardous chemicals. Due care should be exercised to prevent unnecessary human contact or ingestion. All procedures should be carried out in a well-functioning fume hood and suitable gloves, eye protection, and clothing should be worn at all times. Waste should be disposed of according to national and regional regulations. Safety Data Sheets (SDSs) are available upon request.

SYNTHESIS / CHARACTERIZATION:

Where possible, all of our products are synthesized using single-product unambiguous routes. They are then characterized, and their structures and purities confirmed, using a combination of the most relevant techniques, such as NMR, GC/MS, LC/MS/MS, SFC/UV/MS/MS, x-ray crystallography, and melting point. Isotopic purities of mass-labelled compounds are also confirmed using HRGC/HRMS and/or LC/MS/MS.

HOMOGENEITY:

Prior to solution preparation, crystalline material is tested for homogeneity using a variety of techniques (as stated above) and its solubility in a given diluent is taken into consideration. Duplicate solutions of a new product are prepared from the same crystalline lot and, after the addition of an appropriate internal standard, they are compared by GC/MS, LC/MS/MS and/or SFC/UV/MS/MS. The relative response factors of the analyte of interest in each solution are required to be <5% RSD. New solution lots of existing products are compared to older lots in the same manner, which further confirms the homogeneity of the crystalline material as well as the stability and homogeneity of the solutions in the storage containers.

UNCERTAINTY:

The maximum combined relative standard uncertainty of our reference standard solutions is calculated using the following equation:

The combined relative standard uncertainty, $u_c(y)$, of a value y and the uncertainty of the independent parameters $x_1, x_2, \ldots x_n$ on which it depends is:

$$u_c(y(x_1, x_2, \ldots x_n)) = \sqrt{\sum_{i=1}^{n} u(y, x_i)^2}$$

where x is expressed as a relative standard uncertainty of the individual parameter.

The individual uncertainties taken into account include those associated with weights (calibration of the balance) and volumes (calibration of the volumetric glassware). An expanded maximum combined percent relative uncertainty of ±5% (calculated with a coverage factor of 2 and a level of confidence of 95%) is stated on the Certificate of Analysis for all of our products.

TRACEABILITY:

All reference standard solutions are traceable to specific crystalline lots. The microbalances used for solution preparation are regularly tested by an external ISO/IEC 17025 accredited calibration company. In addition, their calibration is verified prior to each weighing using NIST and/or NRC traceable external weights. All volumetric glassware used is of Class A tolerance and has been tested according to the appropriate ASTM procedures, which are ultimately traceable to NIST. For certain products, traceability to international interlaboratory studies has also been established.

EXPIRY DATE / PERIOD OF VALIDITY:

Ongoing stability studies of this product have demonstrated stability in its composition and concentration, until the specified expiry date, in the unopened ampoule. Monitoring for any degradation or change in concentration of the listed analyte(s) is performed on a routine basis.

LIMITED WARRANTY:

At the time of shipment, all products are warranted to be free of defects in material and workmanship and to conform to the stated technical and purity specifications.

QUALITY MANAGEMENT:

This product was produced using a Quality Management System registered to the latest versions of ISO 9001 by SAI Global, ISO/IEC 17025 by the Canadian Association for Laboratory Accreditation Inc. (CALA; A 1226), and ISO GUIDE 34 by ANSI-ASQ National Accreditation Board (ANAB; AR-1523).

CALA Testing Accreditation No. A1226

ANAB ACCREDITED REFERENCE MATERIAL PRODUCER

For additional information or assistance concerning this or any other products from Wellington Laboratories Inc., please visit our website at www.well-labs.com or contact us directly at info@well-labs.com

Figure 1: **MPFDoA; LC/MS Data (TIC and Mass Spectrum)**

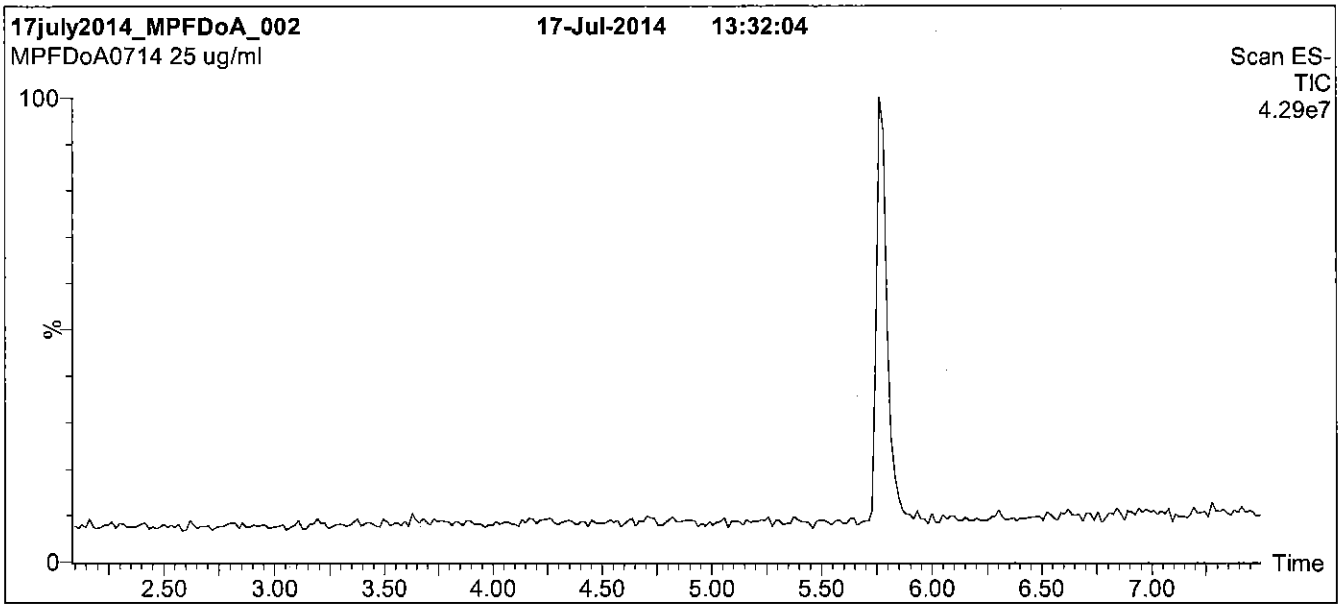

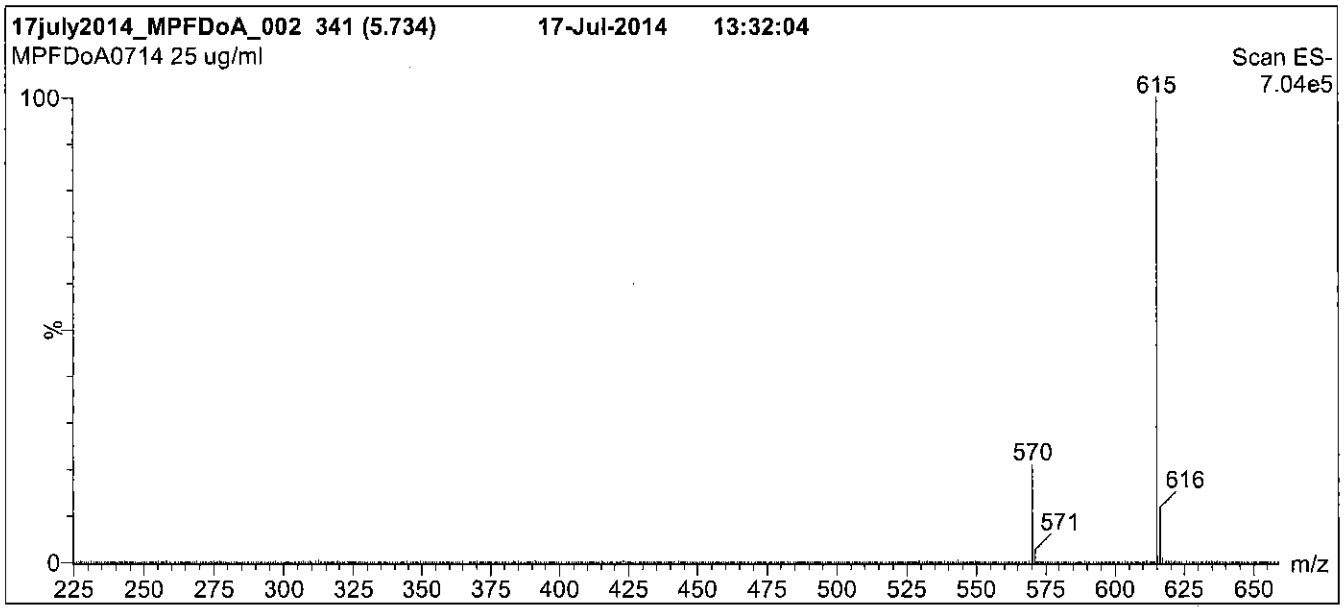

Conditions for Figure 1:

LC: **Waters Acquity Ultra Performance LC**
MS: **Micromass Quattro *micro* API MS**

Chromatographic Conditions

Column: Acquity UPLC BEH Shield RP_{18}
1.7 µm, 2.1 x 100 mm

Mobile phase: Gradient
Start: 55% (80:20 MeOH:ACN) / 45% H_2O
(both with 10 mM NH_4OAc buffer)
Ramp to 90% organic over 7 min and hold for 2 min
before returning to initial conditions in 0.5 min.
Time: 10 min

Flow: 300 µl/min

MS Parameters

Experiment: Full Scan (225 - 950 amu)

Source: Electrospray (negative)
Capillary Voltage (kV) = 2.00
Cone Voltage (V) = 20.00
Cone Gas Flow (l/hr) = 100
Desolvation Gas Flow (l/hr) = 750

Figure 2: **MPFDoA; LC/MS/MS Data (Selected MRM Transitions)**

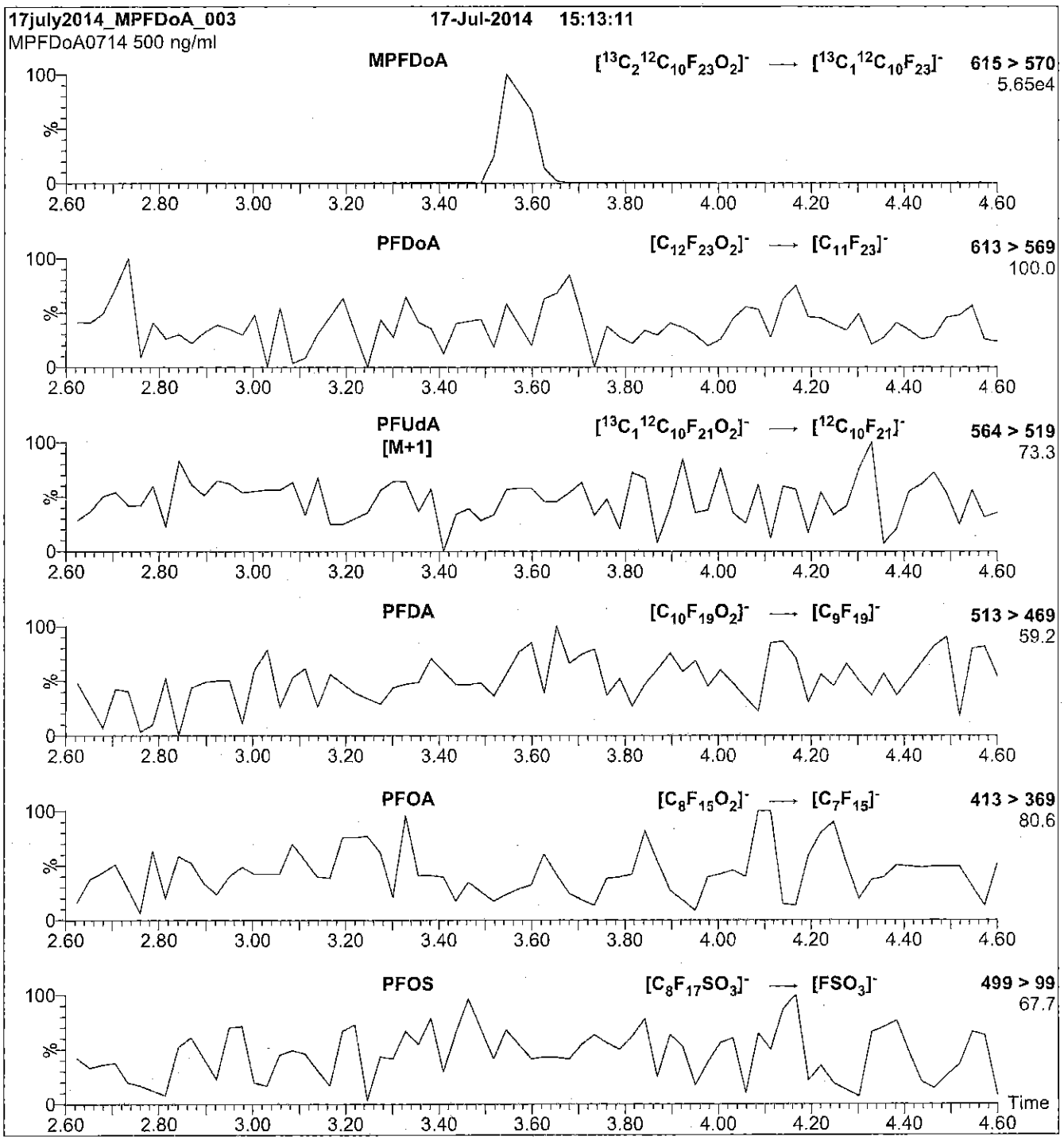

Conditions for Figure 2:

Injection: Direct loop injection
10 µl (500 ng/ml MPFDoA)

Mobile phase: Isocratic 80% (80:20 MeOH:ACN) / 20% H_2O
(both with 10 mM NH_4OAc buffer)

Flow: 300 µl/min

MS Parameters

Collision Gas (mbar) = 3.43e-3
Collision Energy (eV) = 13

Reagent

LCMPFDoA_00006

609708
ID: LCMPFDoA_00006
Exp: 07/17/19 Prpd: CBW
13C2-Perfluorododecanoic

R: 4/7/16 CBW

WELLINGTON LABORATORIES

CERTIFICATE OF ANALYSIS
DOCUMENTATION

PRODUCT CODE: MPFDoA
COMPOUND: Perfluoro-n-[1,2-$^{13}C_2$]dodecanoic acid

LOT NUMBER: MPFDoA0714

STRUCTURE:

CAS #: Not available

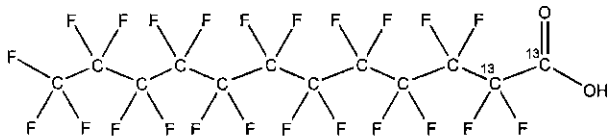

MOLECULAR FORMULA:	$^{13}C_2{}^{12}C_{10}HF_{23}O_2$	**MOLECULAR WEIGHT:**	616.08
CONCENTRATION:	50 ± 2.5 µg/ml	**SOLVENT(S):**	Methanol Water (<1%)
CHEMICAL PURITY:	>98%	**ISOTOPIC PURITY:**	≥99% ^{13}C ($1,2\text{-}^{13}C_2$)
LAST TESTED: (mm/dd/yyyy)	07/17/2014		
EXPIRY DATE: (mm/dd/yyyy)	07/17/2019		
RECOMMENDED STORAGE:	Store ampoule in a cool, dark place		

DOCUMENTATION/ DATA ATTACHED:

Figure 1: LC/MS Data (TIC and Mass Spectrum)
Figure 2: LC/MS/MS Data (Selected MRM Transitions)

ADDITIONAL INFORMATION:

- See page 2 for further details.
- Contains 4 mole eq. of NaOH to prevent conversion of the carboxylic acid to the methyl ester.

FOR LABORATORY USE ONLY: NOT FOR HUMAN OR DRUG USE

Certified By: B.G. Chittim **Date:** 04/01/2015 (mm/dd/yyyy)

Wellington Laboratories Inc., 345 Southgate Dr. Guelph ON N1G 3M5 CANADA
519-822-2436 • Fax: 519-822-2849 • info@well-labs.com

INTENDED USE:

The products prepared by Wellington Laboratories Inc. are for laboratory use only. This certified reference material (CRM) was designed to be used as a standard for the identification and/or quantification of the specific chemical compound it contains.

HAZARDS:

This product should only be used by qualified personnel familiar with its potential hazards and trained in the handling of hazardous chemicals. Due care should be exercised to prevent unnecessary human contact or ingestion. All procedures should be carried out in a well-functioning fume hood and suitable gloves, eye protection, and clothing should be worn at all times. Waste should be disposed of according to national and regional regulations. Safety Data Sheets (SDSs) are available upon request.

SYNTHESIS / CHARACTERIZATION:

Where possible, all of our products are synthesized using single-product unambiguous routes. They are then characterized, and their structures and purities confirmed, using a combination of the most relevant techniques, such as NMR, GC/MS, LC/MS/MS, SFC/UV/MS/MS, x-ray crystallography, and melting point. Isotopic purities of mass-labelled compounds are also confirmed using HRGC/HRMS and/or LC/MS/MS.

HOMOGENEITY:

Prior to solution preparation, crystalline material is tested for homogeneity using a variety of techniques (as stated above) and its solubility in a given diluent is taken into consideration. Duplicate solutions of a new product are prepared from the same crystalline lot and, after the addition of an appropriate internal standard, they are compared by GC/MS, LC/MS/MS and/or SFC/UV/MS/MS. The relative response factors of the analyte of interest in each solution are required to be <5% RSD. New solution lots of existing products are compared to older lots in the same manner, which further confirms the homogeneity of the crystalline material as well as the stability and homogeneity of the solutions in the storage containers.

UNCERTAINTY:

The maximum combined relative standard uncertainty of our reference standard solutions is calculated using the following equation:

The combined relative standard uncertainty, $u_c(y)$, of a value y and the uncertainty of the independent parameters $x_1, x_2, \ldots x_n$ on which it depends is:

$$u_c(y(x_1, x_2, \ldots x_n)) = \sqrt{\sum_{i=1}^{n} u(y, x_i)^2}$$

where x is expressed as a relative standard uncertainty of the individual parameter.

The individual uncertainties taken into account include those associated with weights (calibration of the balance) and volumes (calibration of the volumetric glassware). An expanded maximum combined percent relative uncertainty of ±5% (calculated with a coverage factor of 2 and a level of confidence of 95%) is stated on the Certificate of Analysis for all of our products.

TRACEABILITY:

All reference standard solutions are traceable to specific crystalline lots. The microbalances used for solution preparation are regularly tested by an external ISO/IEC 17025 accredited calibration company. In addition, their calibration is verified prior to each weighing using NIST and/or NRC traceable external weights. All volumetric glassware used is of Class A tolerance and has been tested according to the appropriate ASTM procedures, which are ultimately traceable to NIST. For certain products, traceability to international interlaboratory studies has also been established.

EXPIRY DATE / PERIOD OF VALIDITY:

Ongoing stability studies of this product have demonstrated stability in its composition and concentration, until the specified expiry date, in the unopened ampoule. Monitoring for any degradation or change in concentration of the listed analyte(s) is performed on a routine basis.

LIMITED WARRANTY:

At the time of shipment, all products are warranted to be free of defects in material and workmanship and to conform to the stated technical and purity specifications.

QUALITY MANAGEMENT:

This product was produced using a Quality Management System registered to the latest versions of ISO 9001 by SAI Global, ISO/IEC 17025 by the Canadian Association for Laboratory Accreditation Inc. (CALA; A 1226), and ISO GUIDE 34 by ANSI-ASQ National Accreditation Board (ANAB; AR-1523).

CALA Testing Accreditation Inc. A 1226

ANAB ACCREDITED ISO GUIDE 34 REFERENCE MATERIAL PRODUCER

For additional information or assistance concerning this or any other products from Wellington Laboratories Inc., please visit our website at www.well-labs.com or contact us directly at info@well-labs.com

Figure 1: **MPFDoA; LC/MS Data (TIC and Mass Spectrum)**

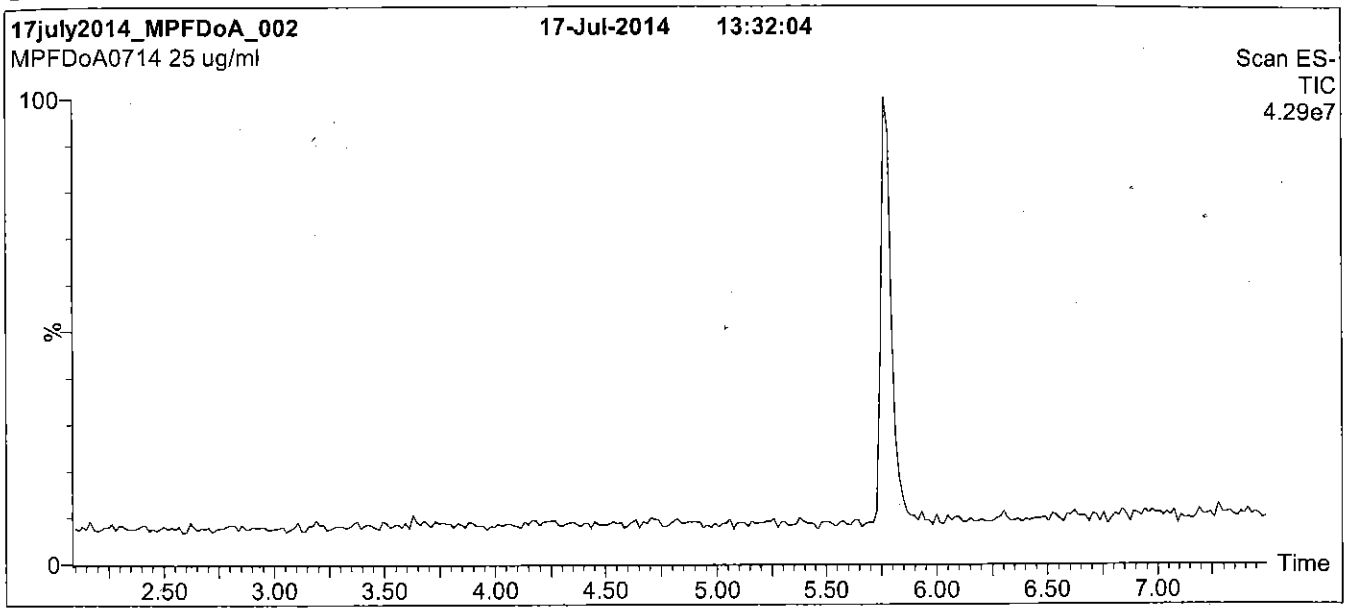

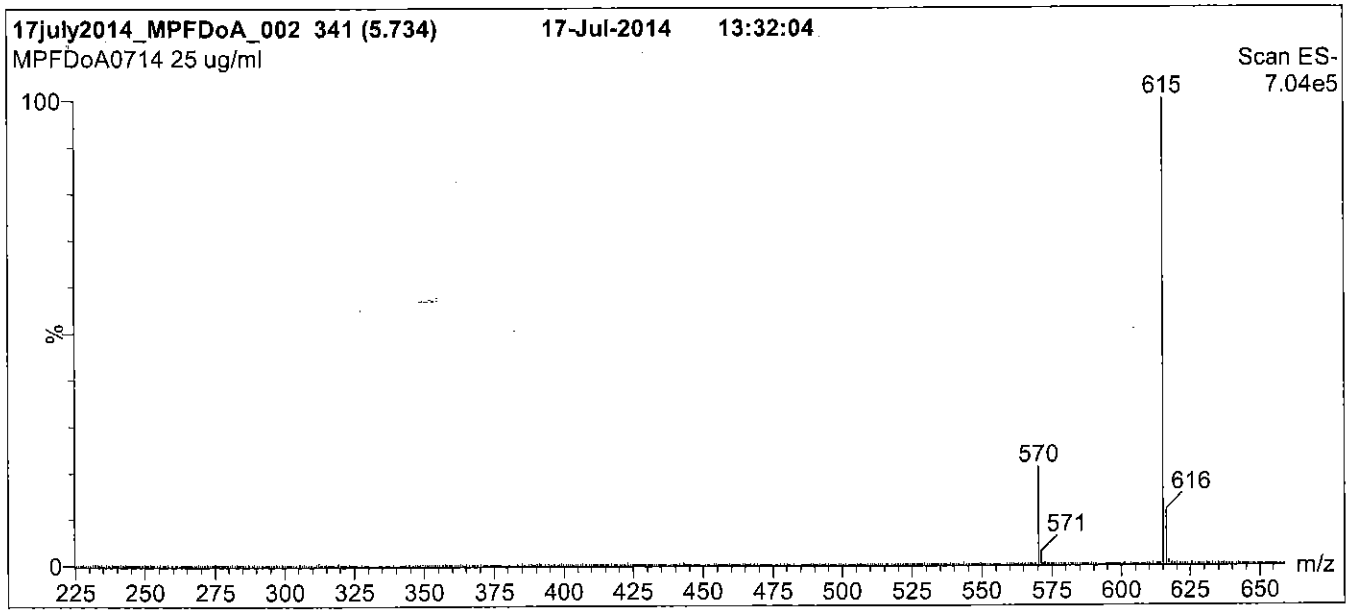

Conditions for Figure 1:

LC: **Waters Acquity Ultra Performance LC**
MS: **Micromass Quattro *micro* API MS**

Chromatographic Conditions

Column: Acquity UPLC BEH Shield RP_{18}
1.7 µm, 2.1 x 100 mm

Mobile phase: Gradient
Start: 55% (80:20 MeOH:ACN) / 45% H_2O
(both with 10 mM NH_4OAc buffer)
Ramp to 90% organic over 7 min and hold for 2 min
before returning to initial conditions in 0.5 min.
Time: 10 min

Flow: 300 µl/min

MS Parameters

Experiment: Full Scan (225 - 950 amu)

Source: Electrospray (negative)
Capillary Voltage (kV) = 2.00
Cone Voltage (V) = 20.00
Cone Gas Flow (l/hr) = 100
Desolvation Gas Flow (l/hr) = 750

Figure 2: **MPFDoA; LC/MS/MS Data (Selected MRM Transitions)**

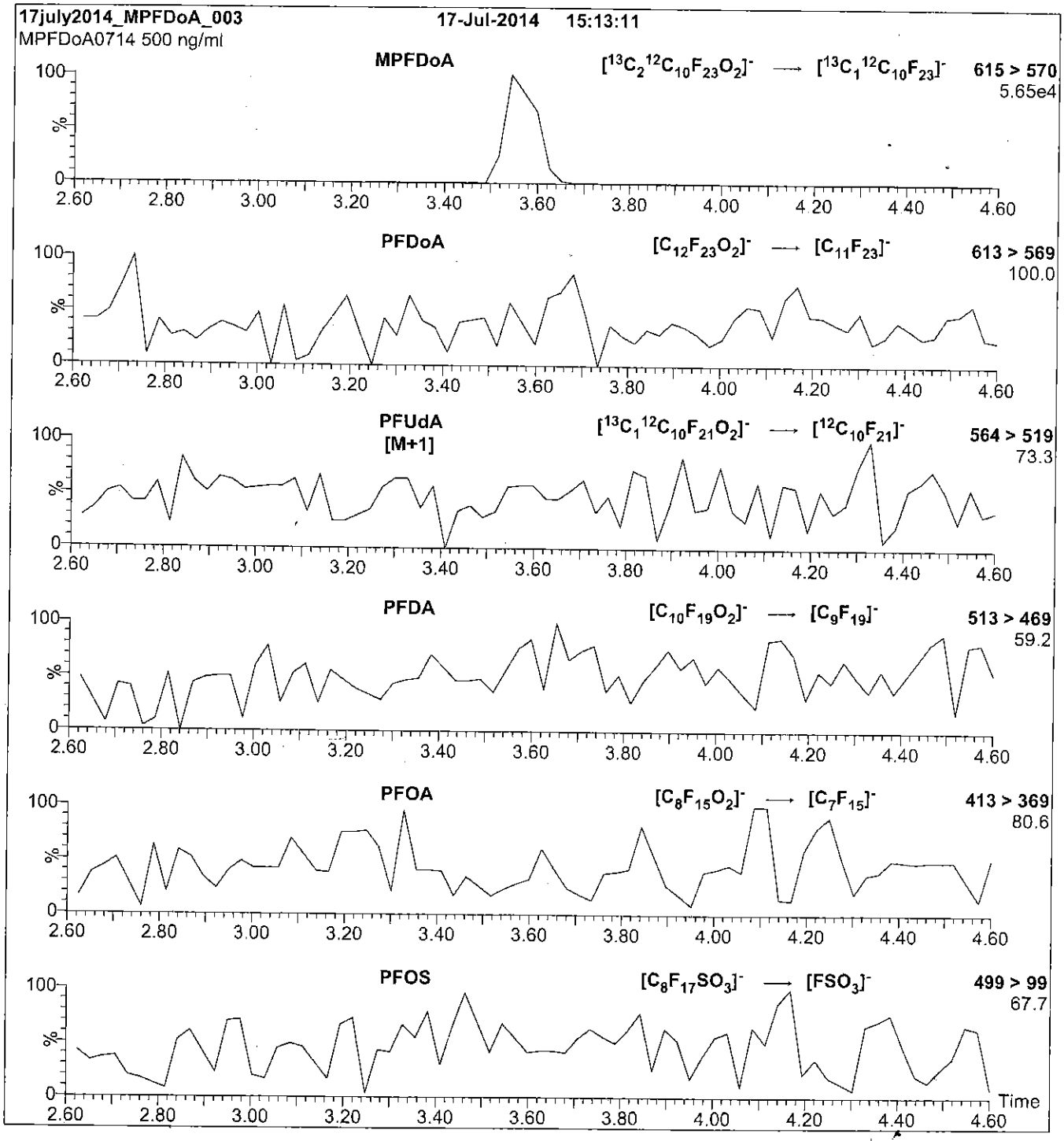

Condltions for Figure 2:

Injection: Direct loop injection
10 µl (500 ng/ml MPFDoA)

Mobile phase: Isocratic 80% (80:20 MeOH:ACN) / 20% H_2O
(both with 10 mM NH_4OAc buffer)

Flow: 300 µl/min

MS Parameters

Collision Gas (mbar) = 3.43e-3
Collision Energy (eV) = 13

Reagent

LCMPFHxA_00006

P: 4/15/15 SKV

WELLINGTON LABORATORIES

CERTIFICATE OF ANALYSIS
DOCUMENTATION

PRODUCT CODE: MPFHxA
COMPOUND: Perfluoro-n-[1,2-$^{13}C_2$]hexanoic acid

LOT NUMBER: MPFHxA0414

STRUCTURE:

CAS #: Not available

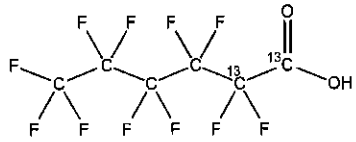

MOLECULAR FORMULA: $^{13}C_2{}^{12}C_4HF_{11}O_2$
CONCENTRATION: 50 ± 2.5 µg/ml

MOLECULAR WEIGHT: 316.04
SOLVENT(S): Methanol
Water (<1%)

CHEMICAL PURITY: >98%
LAST TESTED: (mm/dd/yyyy) 04/13/2014
EXPIRY DATE: (mm/dd/yyyy) 04/13/2019
RECOMMENDED STORAGE: Store ampoule in a cool, dark place

ISOTOPIC PURITY: ≥99% ^{13}C ($1,2\text{-}^{13}C_2$)

DOCUMENTATION/ DATA ATTACHED:

Figure 1: LC/MS Data (TIC and Mass Spectrum)
Figure 2: LC/MS/MS Data (Selected MRM Transitions)

ADDITIONAL INFORMATION:

- See page 2 for further details.
- Contains 4 mole eq. of NaOH to prevent conversion of the carboxylic acid to the methyl ester.
- Contains < 0.1% of perfluoro-n-hexanoic acid and ~ 0.3% of perfluoro-n-octanoic acid.

FOR LABORATORY USE ONLY: NOT FOR HUMAN OR DRUG USE

Certified By: B.G. Chittim **Date:** 04/15/2014 (mm/dd/yyyy)

Wellington Laboratories Inc., 345 Southgate Dr. Guelph ON N1G 3M5 CANADA
519-822-2436 • Fax: 519-822-2849 • info@well-labs.com

INTENDED USE:

The products prepared by Wellington Laboratories Inc. are for laboratory use only. They are designed to be used as reference standards for the identification and/or quantification of specific chemical compound(s).

HAZARDS:

This product should only be used by qualified personnel familiar with its potential hazards and trained in the handling of hazardous chemicals. Due care should be exercised to prevent unnecessary human contact or ingestion. All procedures should be carried out in a well-functioning fume hood and suitable gloves, eye protection and clothing should be worn at all times. Waste should be disposed of according to national and regional regulations. Material Safety Data Sheets (MSDSs) are available upon request.

SYNTHESIS / CHARACTERIZATION:

Where possible, all of our products are synthesized using single-product, unambiguous routes. They are then characterized, and their structures and purities confirmed, using a combination of the most relevant techniques, such as NMR, GC/MS, LC/MS/MS, x-ray crystallography and melting point. Isotopic purities of mass-labelled compounds are also confirmed using HRGC/HRMS and/or LC/MS/MS.

HOMOGENEITY:

Prior to solution preparation, crystalline material is tested for homogeneity using a variety of techniques (as stated above) and its solubility in a given diluent is taken into consideration. Duplicate solutions of a new product are prepared from the same crystalline lot and, after the addition of an appropriate internal standard, they are compared by GC/MS and/or LC/MS/MS. The relative response factors of the analyte of interest in each solution are required to be <5% RSD. New solution lots of existing products are compared to older lots in the same manner, which further confirms the homogeneity of the crystalline material as well as the stability and homogeneity of the solutions in the storage containers.

UNCERTAINTY:

The maximum combined relative standard uncertainty of our reference standard solutions is calculated using the following equation:

The combined relative standard uncertainty, $u_c(y)$, of a value y and the uncertainty of the independent parameters $x_1, x_2, \ldots x_n$ on which it depends is:

$$u_c(y(x_1, x_2, \ldots x_n)) = \sqrt{\sum_{i=1}^{n} u(y, x_i)^2}$$

where x is expressed as a relative standard uncertainty of the individual parameter.

The individual uncertainties taken into account include those associated with weights (calibration of the balance) and volumes (calibration of the volumetric glassware). An expanded maximum combined percent relative uncertainty of ±5% (calculated with a coverage factor of 2 and a level of confidence of 95%) is stated on the Certificate of Analysis for all our products.

TRACEABILITY:

All reference standard solutions are traceable to specific crystalline lots. The microbalances used for solution preparation are regularly tested by an external, ISO/IEC 17025:2005 accredited calibration company. In addition, their calibration is verified prior to each weighing using NIST and/or NRC traceable external weights. All volumetric glassware used is of Class A tolerance and has been tested according to the appropriate ASTM procedures, which are ultimately traceable to NIST. For certain products, traceability to international interlaboratory studies has also been established.

EXPIRY DATE / PERIOD OF VALIDITY:

Ongoing stability studies of this product have demonstrated stability in its composition and concentration for the period of time specified by the expiry date in the unopened ampoule. Monitoring for any degradation or change in concentration of the listed analyte(s) is performed on a routine basis.

LIMITED WARRANTY:

At the time of shipment, all products are warranted to be free of defects in material and workmanship and to conform to the stated technical and purity specifications.

QUALITY MANAGEMENT:

This product was produced using a Quality Management System registered to ISO 9001:2008 by SAI Global, ISO/IEC 17025:2005 by the Canadian Association for Laboratory Accreditation Inc. (CALA; A 1226), and ISO GUIDE 34:2009 by ACLASS (certificate number AR-1523).

CALA Testing Accreditation No. A 0226

ACLASS ACCREDITED REFERENCE MATERIAL PRODUCER

For additional information or assistance concerning this or any other products from Wellington Laboratories Inc., please visit our website at www.well-labs.com or contact us directly at info@well-labs.com

Figure 1: **MPFHxA; LC/MS Data (TIC and Mass Spectrum)**

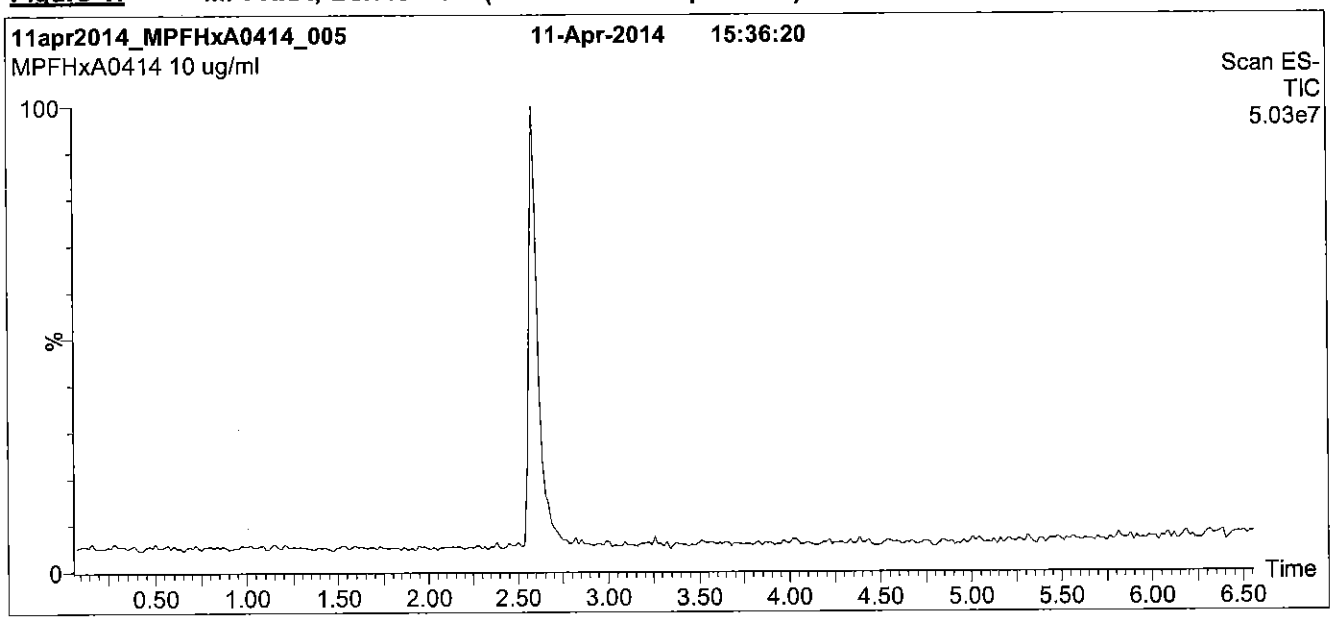

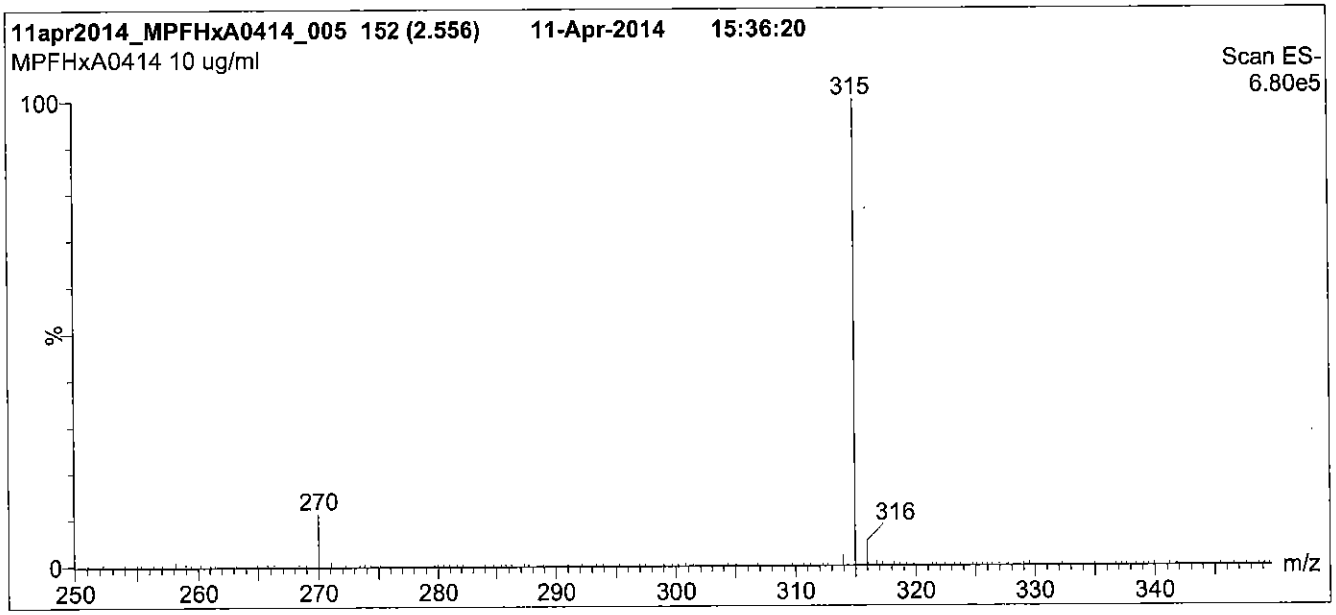

Conditions for Figure 1:

LC: **Waters Acquity Ultra Performance LC**
MS: **Micromass Quattro *micro* API MS**

Chromatographic Conditions

Column: Acquity UPLC BEH Shield RP_{18}
1.7 µm, 2.1 x 100 mm

Mobile phase: Gradient
Start: 50% (80:20 MeOH:ACN) / 50% H_2O
(both with 10 mM NH_4OAc buffer)
Ramp to 90% organic over 7 min and hold for 2 min before returning to initial conditions over 0.5 min.
Time: 10 min

Flow: 300 µl/min

MS Parameters

Experiment: Full Scan (250 - 850 amu)

Source: Electrospray (negative)
Capillary Voltage (kV) = 2.00
Cone Voltage (V) = 15.00
Cone Gas Flow (l/hr) = 100
Desolvation Gas Flow (l/hr) = 750

Figure 2: **MPFHxA; LC/MS/MS Data (Selected MRM Transitions)**

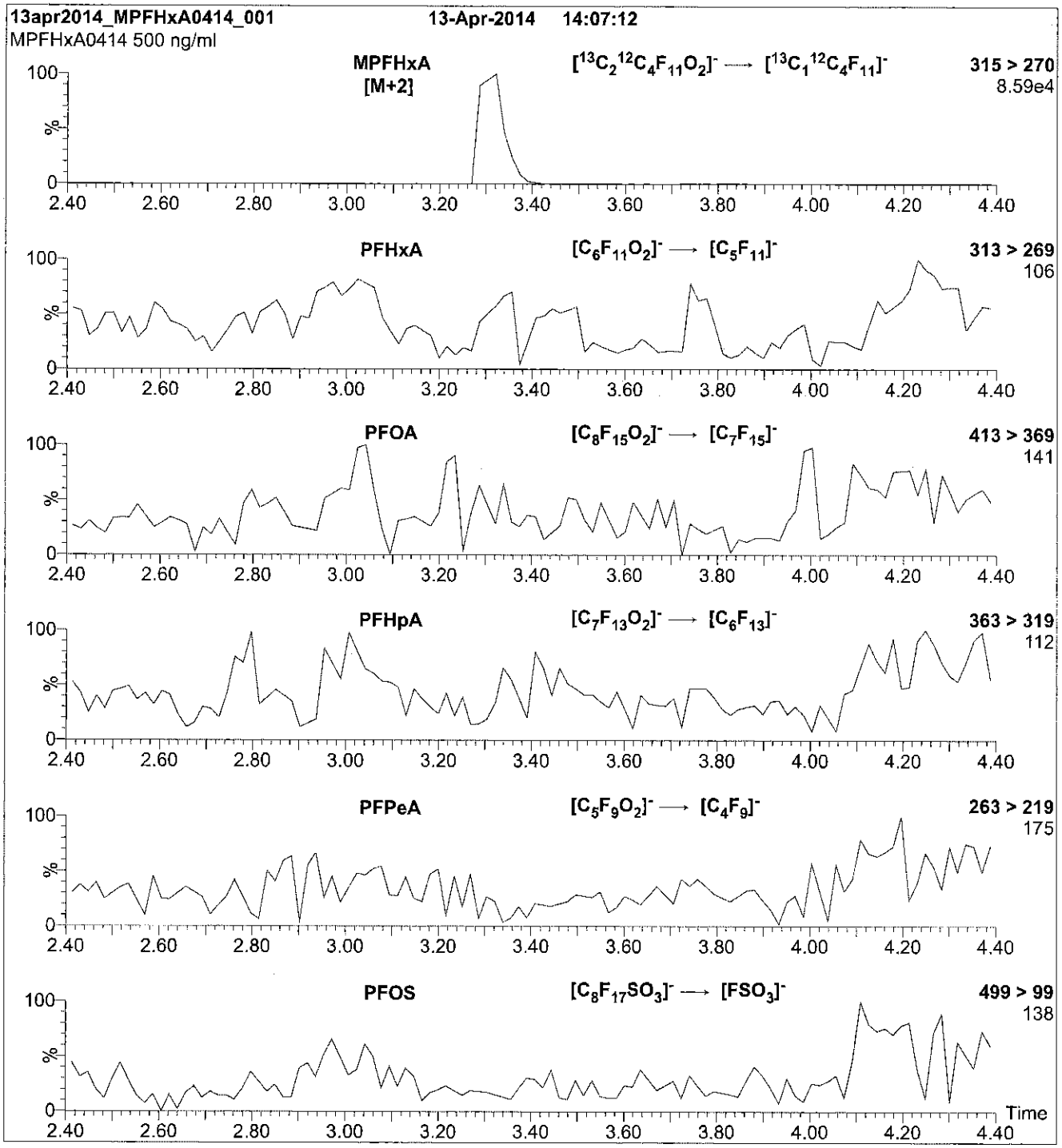

Conditions for Figure 2:

Injection: Direct loop injection
10 µl (500 ng/ml MPFHxA)

Mobile phase: Isocratic 80% (80:20 MeOH:ACN) / 20% H_2O
(both with 10 mM NH_4OAc buffer)

Flow: 300 µl/min

MS Parameters

Collision Gas (mbar) = 3.43e-3
Collision Energy (eV) = 10

Reagent

LCMPFHxA_00007

R: 2/25/16 CBW

587893
ID: LCMPFHxA_00007
Exp:04/09/20 Prpd:CBW Opn:02/25/16
13C2-Perfluorohexanoic ac

WELLINGTON LABORATORIES

CERTIFICATE OF ANALYSIS
DOCUMENTATION

PRODUCT CODE: MPFHxA
LOT NUMBER: MPFHxA0415
COMPOUND: Perfluoro-n-[1,2-$^{13}C_2$]hexanoic acid

STRUCTURE:
CAS #: Not available

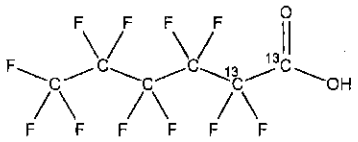

MOLECULAR FORMULA:	$^{13}C_2{}^{12}C_4HF_{11}O_2$	**MOLECULAR WEIGHT:**	316.04
CONCENTRATION:	50 ± 2.5 µg/ml	**SOLVENT(S):**	Methanol Water (<1%)
CHEMICAL PURITY:	>98%	**ISOTOPIC PURITY:**	≥99% ^{13}C ($1,2\text{-}^{13}C_2$)
LAST TESTED: (mm/dd/yyyy)	04/09/2015		
EXPIRY DATE: (mm/dd/yyyy)	04/09/2020		
RECOMMENDED STORAGE:	Store ampoule in a cool, dark place		

DOCUMENTATION/ DATA ATTACHED:

Figure 1: LC/MS Data (TIC and Mass Spectrum)
Figure 2: LC/MS/MS Data (Selected MRM Transitions)

ADDITIONAL INFORMATION:

- See page 2 for further details.
- Contains 4 mole eq. of NaOH to prevent conversion of the carboxylic acid to the methyl ester.
- Contains < 0.1% of perfluoro-n-hexanoic acid and ~ 0.3% of perfluoro-n-octanoic acid.

FOR LABORATORY USE ONLY: NOT FOR HUMAN OR DRUG USE

Certified By: B.G. Chittim **Date:** 04/14/2015 (mm/dd/yyyy)

Wellington Laboratories Inc., 345 Southgate Dr. Guelph ON N1G 3M5 CANADA
519-822-2436 • Fax: 519-822-2849 • info@well-labs.com

INTENDED USE:

The products prepared by Wellington Laboratories Inc. are for laboratory use only. This certified reference material (CRM) was designed to be used as a standard for the identification and/or quantification of the specific chemical compound it contains.

HAZARDS:

This product should only be used by qualified personnel familiar with its potential hazards and trained in the handling of hazardous chemicals. Due care should be exercised to prevent unnecessary human contact or ingestion. All procedures should be carried out in a well-functioning fume hood and suitable gloves, eye protection, and clothing should be worn at all times. Waste should be disposed of according to national and regional regulations. Safety Data Sheets (SDSs) are available upon request.

SYNTHESIS / CHARACTERIZATION:

Where possible, all of our products are synthesized using single-product unambiguous routes. They are then characterized, and their structures and purities confirmed, using a combination of the most relevant techniques, such as NMR, GC/MS, LC/MS/MS, SFC/UV/MS/MS, x-ray crystallography, and melting point. Isotopic purities of mass-labelled compounds are also confirmed using HRGC/HRMS and/or LC/MS/MS.

HOMOGENEITY:

Prior to solution preparation, crystalline material is tested for homogeneity using a variety of techniques (as stated above) and its solubility in a given diluent is taken into consideration. Duplicate solutions of a new product are prepared from the same crystalline lot and, after the addition of an appropriate internal standard, they are compared by GC/MS, LC/MS/MS and/or SFC/UV/MS/MS. The relative response factors of the analyte of interest in each solution are required to be <5% RSD. New solution lots of existing products are compared to older lots in the same manner, which further confirms the homogeneity of the crystalline material as well as the stability and homogeneity of the solutions in the storage containers.

UNCERTAINTY:

The maximum combined relative standard uncertainty of our reference standard solutions is calculated using the following equation:

The combined relative standard uncertainty, $u_c(y)$, of a value y and the uncertainty of the independent parameters $x_1, x_2, \ldots x_n$ on which it depends is:

$$u_c(y(x_1, x_2, \ldots x_n)) = \sqrt{\sum_{i=1}^{n} u(y, x_i)^2}$$

where x is expressed as a relative standard uncertainty of the individual parameter.

The individual uncertainties taken into account include those associated with weights (calibration of the balance) and volumes (calibration of the volumetric glassware). An expanded maximum combined percent relative uncertainty of ±5% (calculated with a coverage factor of 2 and a level of confidence of 95%) is stated on the Certificate of Analysis for all of our products.

TRACEABILITY:

All reference standard solutions are traceable to specific crystalline lots. The microbalances used for solution preparation are regularly tested by an external ISO/IEC 17025 accredited calibration company. In addition, their calibration is verified prior to each weighing using NIST and/or NRC traceable external weights. All volumetric glassware used is of Class A tolerance and has been tested according to the appropriate ASTM procedures, which are ultimately traceable to NIST. For certain products, traceability to international interlaboratory studies has also been established.

EXPIRY DATE / PERIOD OF VALIDITY:

Ongoing stability studies of this product have demonstrated stability in its composition and concentration, until the specified expiry date, in the unopened ampoule. Monitoring for any degradation or change in concentration of the listed analyte(s) is performed on a routine basis.

LIMITED WARRANTY:

At the time of shipment, all products are warranted to be free of defects in material and workmanship and to conform to the stated technical and purity specifications.

QUALITY MANAGEMENT:

This product was produced using a Quality Management System registered to the latest versions of ISO 9001 by SAI Global, ISO/IEC 17025 by the Canadian Association for Laboratory Accreditation Inc. (CALA; A 1226), and ISO GUIDE 34 by ANSI-ASQ National Accreditation Board (ANAB; AR-1523).

CALA

ANAB ACCREDITED

For additional information or assistance concerning this or any other products from Wellington Laboratories Inc., please visit our website at www.well-labs.com or contact us directly at info@well-labs.com

Figure 1: **MPFHxA; LC/MS Data (TIC and Mass Spectrum)**

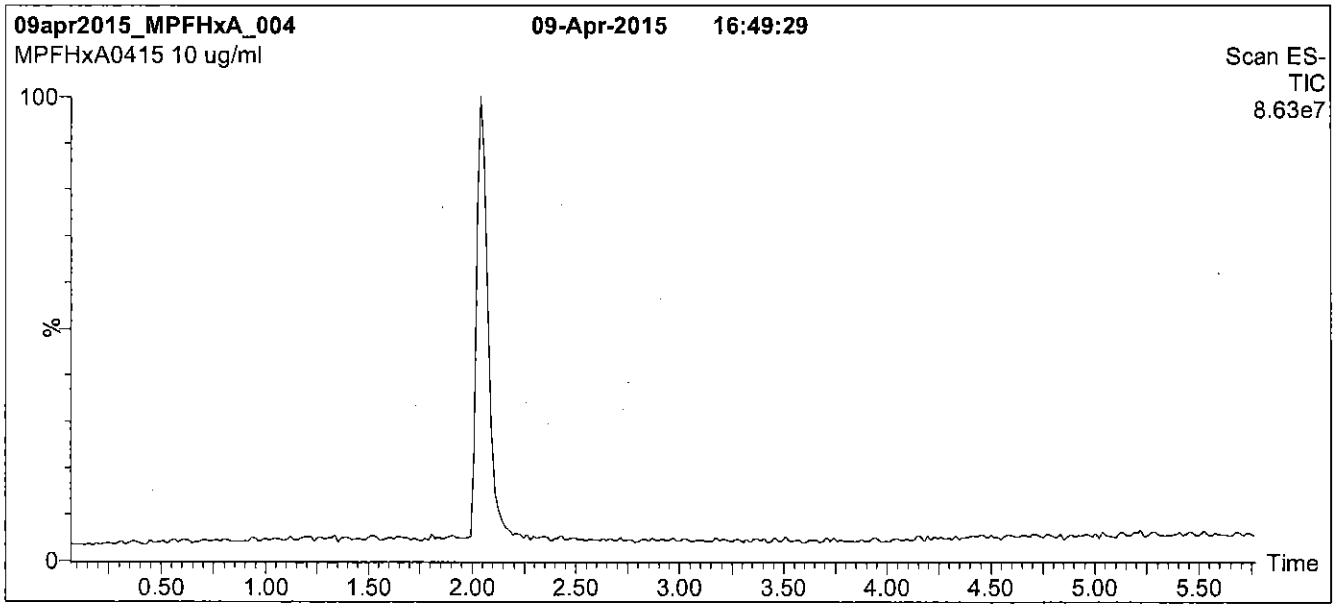

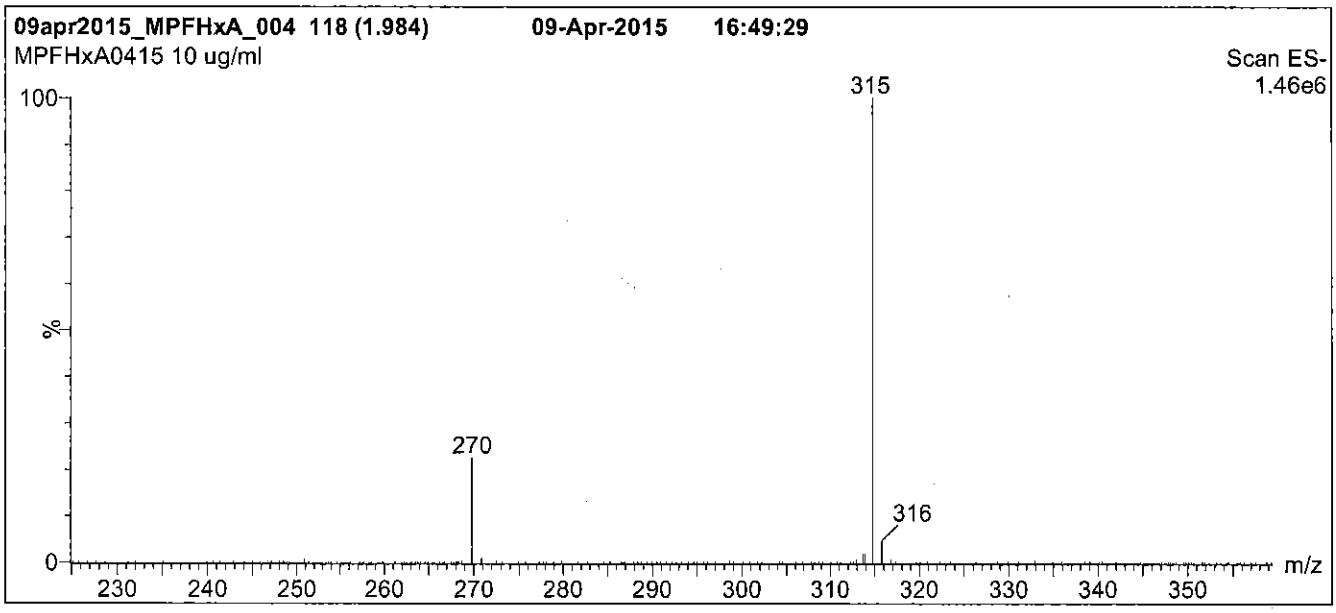

Conditions for Figure 1:

LC: **Waters Acquity Ultra Performance LC**
MS: **Micromass Quattro *micro* API MS**

Chromatographic Conditions

Column: Acquity UPLC BEH Shield RP_{18}
1.7 µm, 2.1 x 100 mm

Mobile phase: Gradient
Start: 50% (80:20 MeOH:ACN) / 50% H_2O
(both with 10 mM NH_4OAc buffer)
Ramp to 90% organic over 7 min and hold for 2 min before returning to initial conditions over 0.5 min.
Time: 10 min

Flow: 300 µl/min

MS Parameters

Experiment: Full Scan (225 - 850 amu)

Source: Electrospray (negative)
Capillary Voltage (kV) = 2.00
Cone Voltage (V) = 15.00
Cone Gas Flow (l/hr) = 100
Desolvation Gas Flow (l/hr) = 750

Figure 2: **MPFHxA; LC/MS/MS Data (Selected MRM Transitions)**

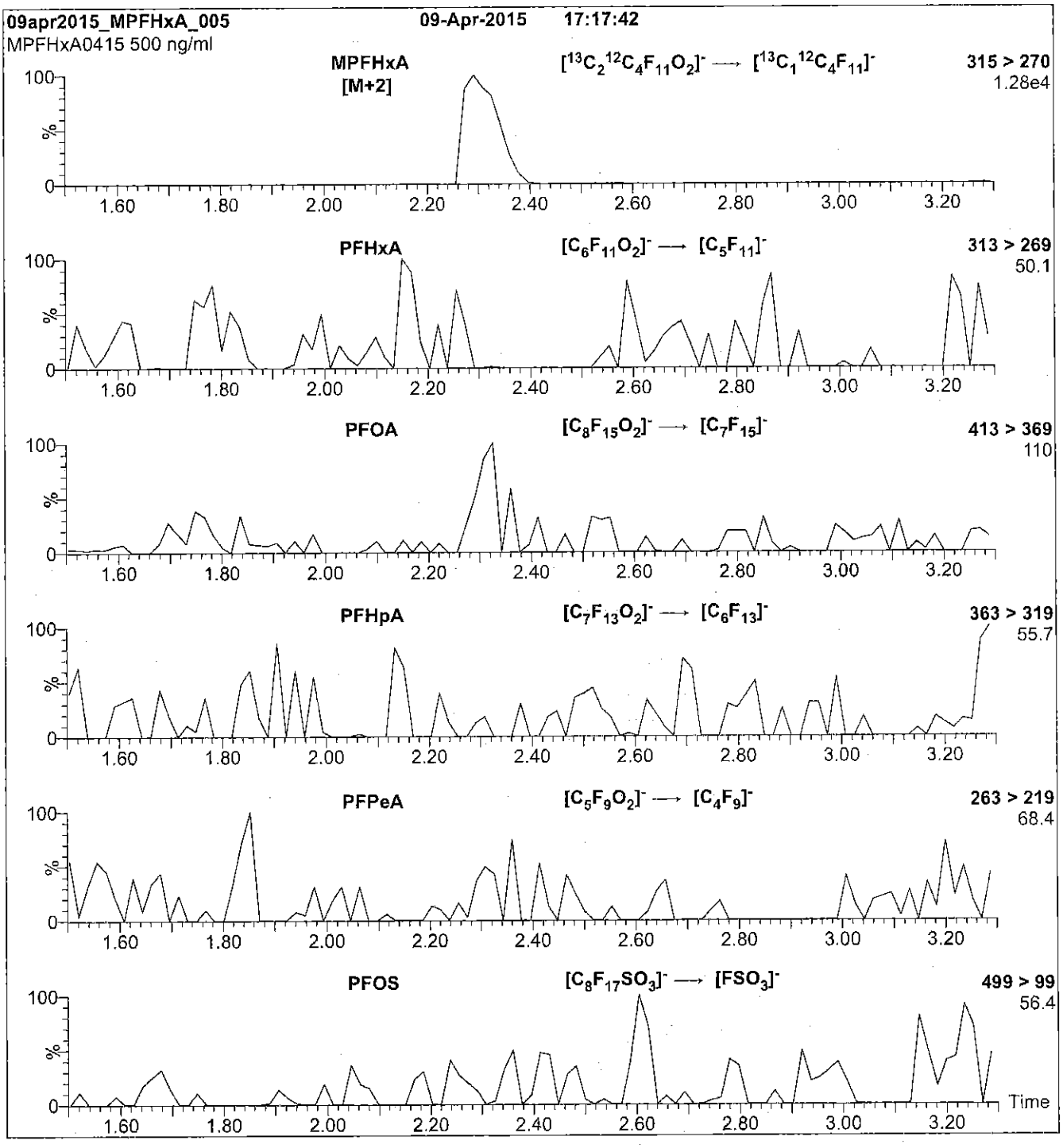

Conditions for Figure 2:

Injection: Direct loop injection
10 µl (500 ng/ml MPFHxA)

Mobile phase: Isocratic 80% (80:20 MeOH:ACN) / 20% H_2O
(both with 10 mM NH_4OAc buffer)

Flow: 300 µl/min

MS Parameters

Collision Gas (mbar) = 3.20e-3
Collision Energy (eV) = 10

Reagent

LCMPFHxA_00008

605233
ID: LCMPFHxA_00008
Exp: 04/09/20 Prpd: CBW
13C2-Perfluorohexanoic ac

Rec. 3/29/16 JRB ✓

WELLINGTON LABORATORIES

CERTIFICATE OF ANALYSIS
DOCUMENTATION

PRODUCT CODE: MPFHxA
COMPOUND: Perfluoro-n-[1,2-$^{13}C_2$]hexanoic acid

LOT NUMBER: MPFHxA0415

STRUCTURE:

CAS #: Not available

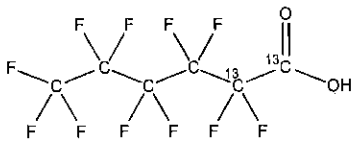

MOLECULAR FORMULA:	$^{13}C_2{}^{12}C_4HF_{11}O_2$	**MOLECULAR WEIGHT:**	316.04
CONCENTRATION:	50 ± 2.5 µg/ml	**SOLVENT(S):**	Methanol Water (<1%)
CHEMICAL PURITY:	>98%	**ISOTOPIC PURITY:**	≥99% ^{13}C ($1,2\text{-}^{13}C_2$)
LAST TESTED: (mm/dd/yyyy)	04/09/2015		
EXPIRY DATE: (mm/dd/yyyy)	04/09/2020		
RECOMMENDED STORAGE:	Store ampoule in a cool, dark place		

DOCUMENTATION/ DATA ATTACHED:

Figure 1: LC/MS Data (TIC and Mass Spectrum)
Figure 2: LC/MS/MS Data (Selected MRM Transitions)

ADDITIONAL INFORMATION:

- See page 2 for further details.
- Contains 4 mole eq. of NaOH to prevent conversion of the carboxylic acid to the methyl ester.
- Contains < 0.1% of perfluoro-n-hexanoic acid and ~ 0.3% of perfluoro-n-octanoic acid.

FOR LABORATORY USE ONLY: NOT FOR HUMAN OR DRUG USE

Certified By: B.G. Chittim **Date:** 04/14/2015 (mm/dd/yyyy)

Wellington Laboratories Inc., 345 Southgate Dr. Guelph ON N1G 3M5 CANADA
519-822-2436 • Fax: 519-822-2849 • info@well-labs.com

INTENDED USE:

The products prepared by Wellington Laboratories Inc. are for laboratory use only. This certified reference material (CRM) was designed to be used as a standard for the identification and/or quantification of the specific chemical compound it contains.

HAZARDS:

This product should only be used by qualified personnel familiar with its potential hazards and trained in the handling of hazardous chemicals. Due care should be exercised to prevent unnecessary human contact or ingestion. All procedures should be carried out in a well-functioning fume hood and suitable gloves, eye protection, and clothing should be worn at all times. Waste should be disposed of according to national and regional regulations. Safety Data Sheets (SDSs) are available upon request.

SYNTHESIS / CHARACTERIZATION:

Where possible, all of our products are synthesized using single-product unambiguous routes. They are then characterized, and their structures and purities confirmed, using a combination of the most relevant techniques, such as NMR, GC/MS, LC/MS/MS, SFC/UV/MS/MS, x-ray crystallography, and melting point. Isotopic purities of mass-labelled compounds are also confirmed using HRGC/HRMS and/or LC/MS/MS.

HOMOGENEITY:

Prior to solution preparation, crystalline material is tested for homogeneity using a variety of techniques (as stated above) and its solubility in a given diluent is taken into consideration. Duplicate solutions of a new product are prepared from the same crystalline lot and, after the addition of an appropriate internal standard, they are compared by GC/MS, LC/MS/MS and/or SFC/UV/MS/MS. The relative response factors of the analyte of interest in each solution are required to be <5% RSD. New solution lots of existing products are compared to older lots in the same manner, which further confirms the homogeneity of the crystalline material as well as the stability and homogeneity of the solutions in the storage containers.

UNCERTAINTY:

The maximum combined relative standard uncertainty of our reference standard solutions is calculated using the following equation:

The combined relative standard uncertainty, $u_c(y)$, of a value y and the uncertainty of the independent parameters $x_1, x_2, \ldots x_n$ on which it depends is:

$$u_c(y(x_1, x_2, \ldots x_n)) = \sqrt{\sum_{i=1}^{n} u(y, x_i)^2}$$

where x is expressed as a relative standard uncertainty of the individual parameter.

The individual uncertainties taken into account include those associated with weights (calibration of the balance) and volumes (calibration of the volumetric glassware). An expanded maximum combined percent relative uncertainty of ±5% (calculated with a coverage factor of 2 and a level of confidence of 95%) is stated on the Certificate of Analysis for all of our products.

TRACEABILITY:

All reference standard solutions are traceable to specific crystalline lots. The microbalances used for solution preparation are regularly tested by an external ISO/IEC 17025 accredited calibration company. In addition, their calibration is verified prior to each weighing using NIST and/or NRC traceable external weights. All volumetric glassware used is of Class A tolerance and has been tested according to the appropriate ASTM procedures, which are ultimately traceable to NIST. For certain products, traceability to international interlaboratory studies has also been established.

EXPIRY DATE / PERIOD OF VALIDITY:

Ongoing stability studies of this product have demonstrated stability in its composition and concentration, until the specified expiry date, in the unopened ampoule. Monitoring for any degradation or change in concentration of the listed analyte(s) is performed on a routine basis.

LIMITED WARRANTY:

At the time of shipment, all products are warranted to be free of defects in material and workmanship and to conform to the stated technical and purity specifications.

QUALITY MANAGEMENT:

This product was produced using a Quality Management System registered to the latest versions of ISO 9001 by SAI Global, ISO/IEC 17025 by the Canadian Association for Laboratory Accreditation Inc. (CALA; A 1226), and ISO GUIDE 34 by ANSI-ASQ National Accreditation Board (ANAB; AR-1523).

CALA Testing Accredited Test A 1226

ANAB ACCREDITED ISO 17034 REFERENCE MATERIAL PRODUCER

For additional information or assistance concerning this or any other products from Wellington Laboratories Inc., please visit our website at www.well-labs.com or contact us directly at info@well-labs.com

Figure 1: **MPFHxA; LC/MS Data (TIC and Mass Spectrum)**

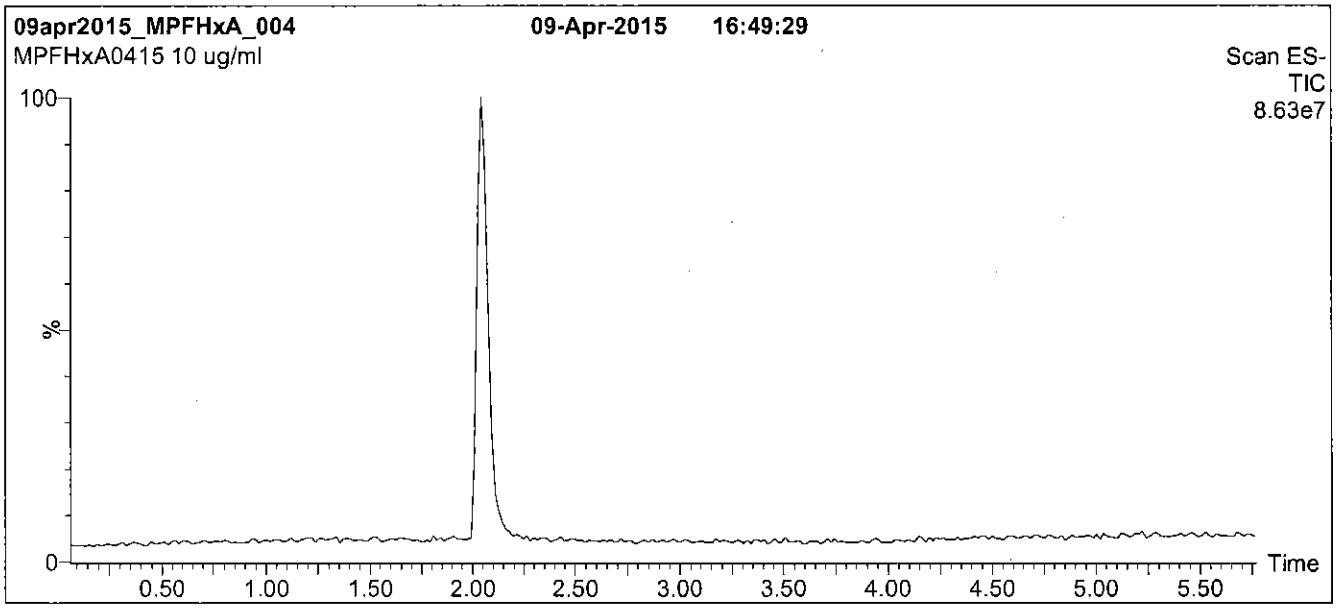

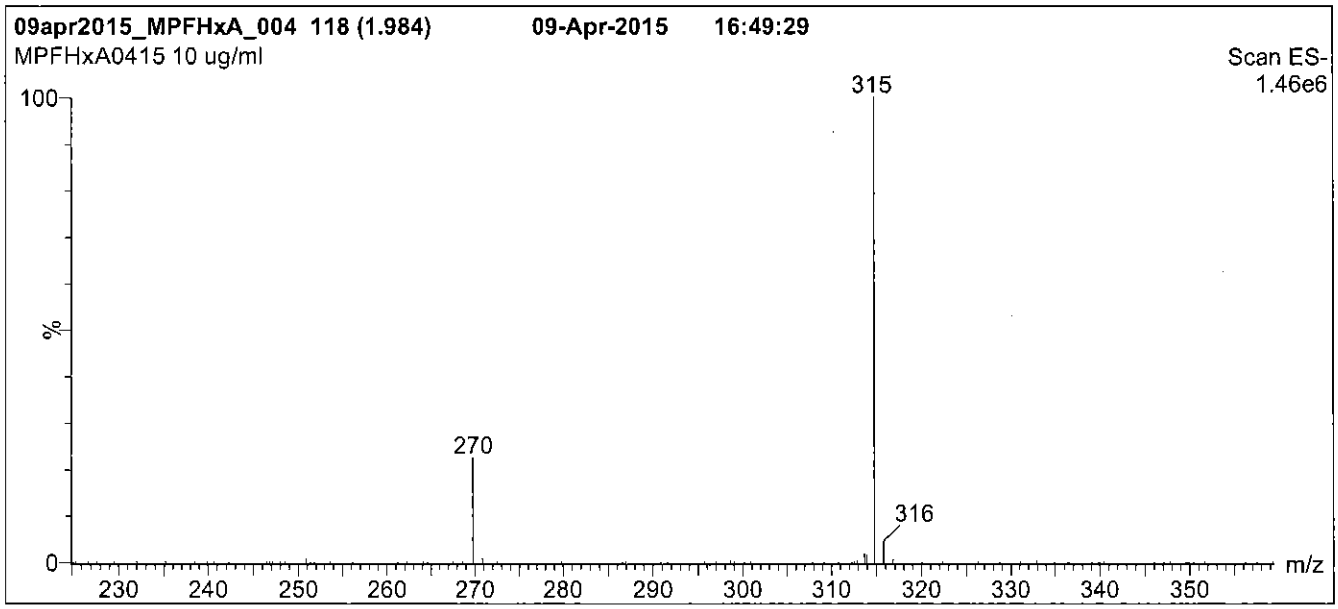

Conditions for Figure 1:

LC: **Waters Acquity Ultra Performance LC**
MS: **Micromass Quattro *micro* API MS**

Chromatographic Conditions

Column: Acquity UPLC BEH Shield RP_{18}
1.7 µm, 2.1 x 100 mm

Mobile phase: Gradient
Start: 50% (80:20 MeOH:ACN) / 50% H_2O
(both with 10 mM NH_4OAc buffer)
Ramp to 90% organic over 7 min and hold for 2 min
before returning to initial conditions over 0.5 min.
Time: 10 min

Flow: 300 µl/min

MS Parameters

Experiment: Full Scan (225 - 850 amu)

Source: Electrospray (negative)
Capillary Voltage (kV) = 2.00
Cone Voltage (V) = 15.00
Cone Gas Flow (l/hr) = 100
Desolvation Gas Flow (l/hr) = 750

Figure 2: **MPFHxA; LC/MS/MS Data (Selected MRM Transitions)**

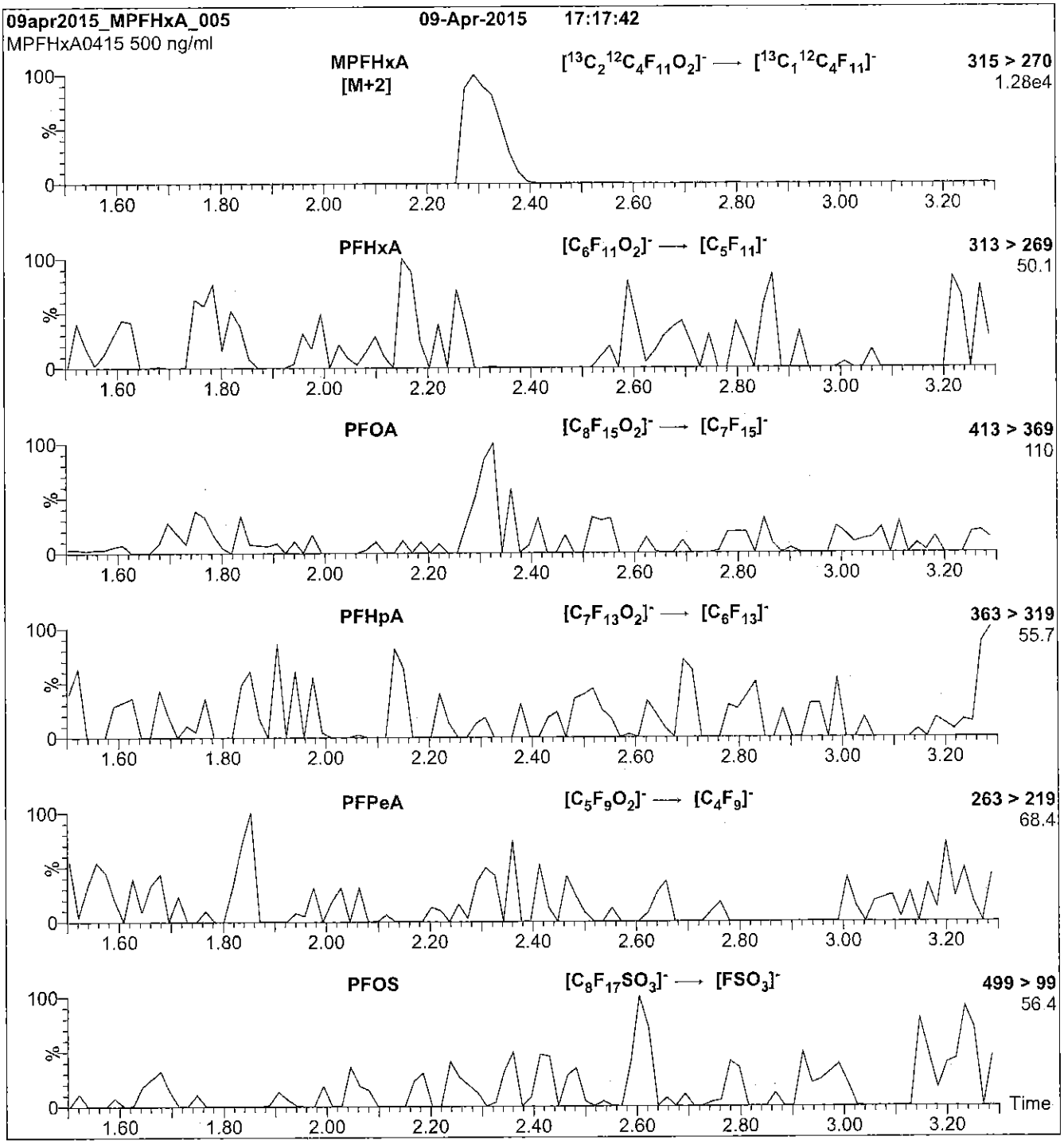

Conditions for Figure 2:

Injection: Direct loop injection
10 µl (500 ng/ml MPFHxA)

Mobile phase: Isocratic 80% (80:20 MeOH:ACN) / 20% H_2O
(both with 10 mM NH_4OAc buffer)

Flow: 300 µl/min

MS Parameters

Collision Gas (mbar) = 3.20e-3
Collision Energy (eV) = 10

Reagent

LCMPFHxS_00004

WELLINGTON LABORATORIES

CERTIFICATE OF ANALYSIS
DOCUMENTATION

PRODUCT CODE:	MPFHxS	**LOT NUMBER:**	MPFHxS0713
COMPOUND:	Sodium perfluoro-1-hexane[$^{18}O_2$]sulfonate		
STRUCTURE:		**CAS #:**	Not available

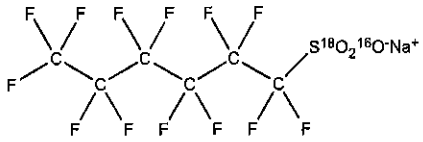

MOLECULAR FORMULA:	$C_6F_{13}S^{18}O_2{}^{16}ONa$	**MOLECULAR WEIGHT:**	426.10
CONCENTRATION:	50.0 ± 2.5 µg/ml (Na salt) 47.3 ± 2.4 µg/ml (MPFHxS anion)	**SOLVENT(S):**	Methanol
CHEMICAL PURITY:	>98%	**ISOTOPIC PURITY:**	>94% ($^{18}O_2$)
LAST TESTED: (mm/dd/yyyy)	07/25/2013		
EXPIRY DATE: (mm/dd/yyyy)	07/25/2018		
RECOMMENDED STORAGE:	Store ampoule in a cool, dark place		

DOCUMENTATION/ DATA ATTACHED:

Figure 1: LC/MS Data (TIC and Mass Spectrum)
Figure 2: LC/MS/MS Data (Selected MRM Transitions)

ADDITIONAL INFORMATION:

- See page 2 for further details.
- The response factor for MPFHxS ($C_6F_{13}S^{18}O_2{}^{16}O^-$) has been observed to be up to 10% lower than for PFHxS ($C_6F_{13}S^{16}O_3^-$) when both compounds are injected together. This difference may vary between instruments.
- Due to the isotopic purity of the starting material ($^{18}O_2$ >94%), MPFHxS contains ~ 0.3% of PFHxS. This value agrees with the theoretical percent relative abundance that is expected based on the stated isotopic purity.

FOR LABORATORY USE ONLY: NOT FOR HUMAN OR DRUG USE

Certified By: B.G. Chittim **Date:** 03/30/2015 (mm/dd/yyyy)

Wellington Laboratories Inc., 345 Southgate Dr. Guelph ON N1G 3M5 CANADA
519-822-2436 • Fax: 519-822-2849 • info@well-labs.com

INTENDED USE:

The products prepared by Wellington Laboratories Inc. are for laboratory use only. This certified reference material (CRM) was designed to be used as a standard for the identification and/or quantification of the specific chemical compound it contains.

HAZARDS:

This product should only be used by qualified personnel familiar with its potential hazards and trained in the handling of hazardous chemicals. Due care should be exercised to prevent unnecessary human contact or ingestion. All procedures should be carried out in a well-functioning fume hood and suitable gloves, eye protection, and clothing should be worn at all times. Waste should be disposed of according to national and regional regulations. Safety Data Sheets (SDSs) are available upon request.

SYNTHESIS / CHARACTERIZATION:

Where possible, all of our products are synthesized using single-product unambiguous routes. They are then characterized, and their structures and purities confirmed, using a combination of the most relevant techniques, such as NMR, GC/MS, LC/MS/MS, SFC/UV/MS/MS, x-ray crystallography, and melting point. Isotopic purities of mass-labelled compounds are also confirmed using HRGC/HRMS and/or LC/MS/MS.

HOMOGENEITY:

Prior to solution preparation, crystalline material is tested for homogeneity using a variety of techniques (as stated above) and its solubility in a given diluent is taken into consideration. Duplicate solutions of a new product are prepared from the same crystalline lot and, after the addition of an appropriate internal standard, they are compared by GC/MS, LC/MS/MS and/or SFC/UV/MS/MS. The relative response factors of the analyte of interest in each solution are required to be <5% RSD. New solution lots of existing products are compared to older lots in the same manner, which further confirms the homogeneity of the crystalline material as well as the stability and homogeneity of the solutions in the storage containers.

UNCERTAINTY:

The maximum combined relative standard uncertainty of our reference standard solutions is calculated using the following equation:

The combined relative standard uncertainty, $u_c(y)$, of a value y and the uncertainty of the independent parameters $x_1, x_2, \ldots x_n$ on which it depends is:

$$u_c(y(x_1, x_2, \ldots x_n)) = \sqrt{\sum_{i=1}^{n} u(y, x_i)^2}$$

where x is expressed as a relative standard uncertainty of the individual parameter.

The individual uncertainties taken into account include those associated with weights (calibration of the balance) and volumes (calibration of the volumetric glassware). An expanded maximum combined percent relative uncertainty of ±5% (calculated with a coverage factor of 2 and a level of confidence of 95%) is stated on the Certificate of Analysis for all of our products.

TRACEABILITY:

All reference standard solutions are traceable to specific crystalline lots. The microbalances used for solution preparation are regularly tested by an external ISO/IEC 17025 accredited calibration company. In addition, their calibration is verified prior to each weighing using NIST and/or NRC traceable external weights. All volumetric glassware used is of Class A tolerance and has been tested according to the appropriate ASTM procedures, which are ultimately traceable to NIST. For certain products, traceability to international interlaboratory studies has also been established.

EXPIRY DATE / PERIOD OF VALIDITY:

Ongoing stability studies of this product have demonstrated stability in its composition and concentration, until the specified expiry date, in the unopened ampoule. Monitoring for any degradation or change in concentration of the listed analyte(s) is performed on a routine basis.

LIMITED WARRANTY:

At the time of shipment, all products are warranted to be free of defects in material and workmanship and to conform to the stated technical and purity specifications.

QUALITY MANAGEMENT:

This product was produced using a Quality Management System registered to the latest versions of ISO 9001 by SAI Global, ISO/IEC 17025 by the Canadian Association for Laboratory Accreditation Inc. (CALA; A 1226), and ISO GUIDE 34 by ANSI-ASQ National Accreditation Board (ANAB; AR-1523).

CALA Testing Accreditation No. A1226

ANAB ACCREDITED ISO GUIDE 34 REFERENCE MATERIAL PRODUCER

For additional information or assistance concerning this or any other products from Wellington Laboratories Inc., please visit our website at www.well-labs.com or contact us directly at info@well-labs.com

Figure 1: **MPFHxS; LC/MS Data (TIC and Mass Spectrum)**

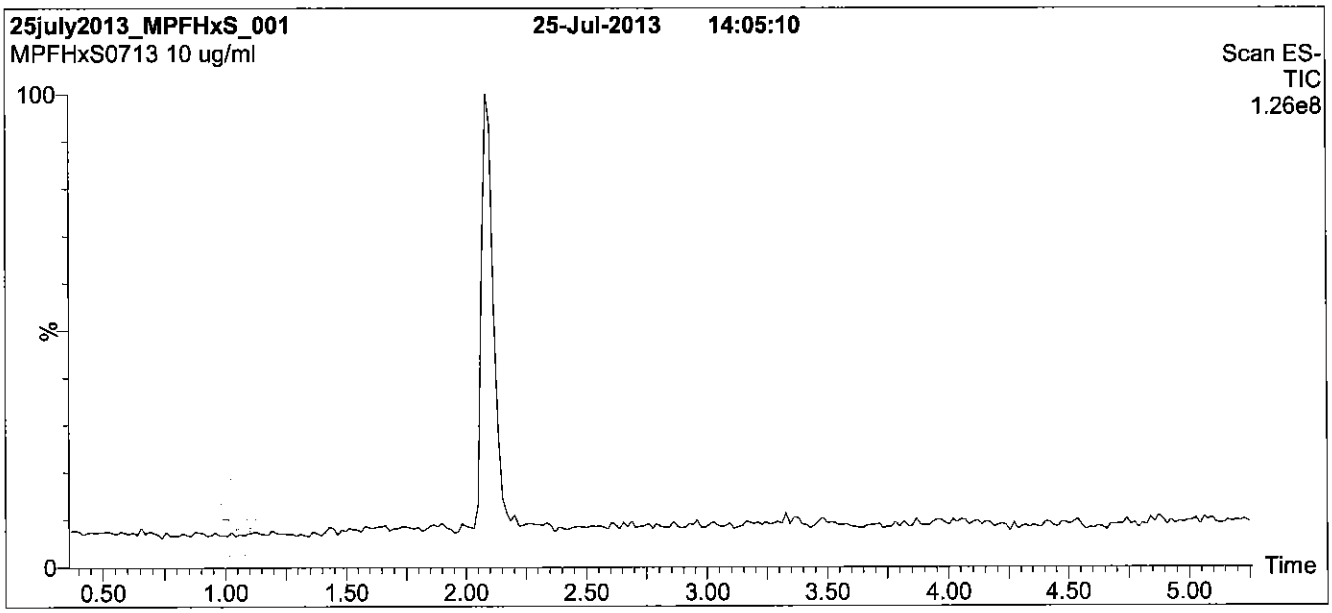

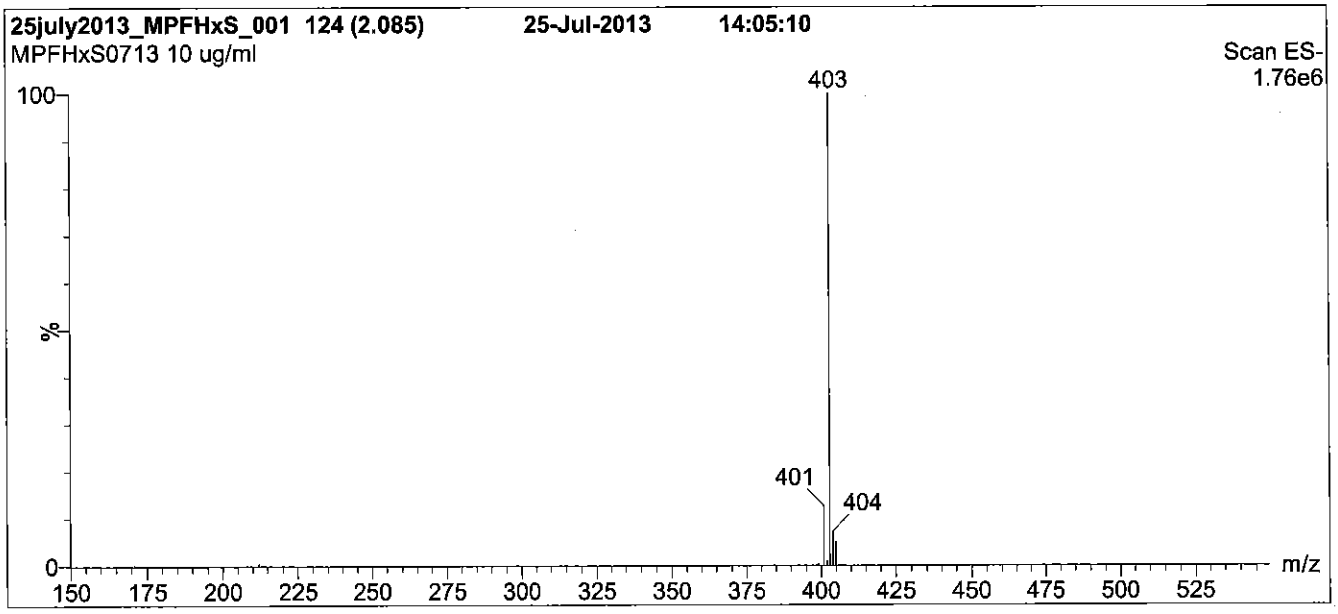

Conditions for Figure 1:

LC: **Waters Acquity Ultra Performance LC**
MS: **Micromass Quattro *micro* API MS**

Chromatographic Conditions

Column: Acquity UPLC BEH Shield RP_{18}
1.7 µm, 2.1 x 100 mm

Mobile phase: Gradient
Start: 50% (80:20 MeOH:ACN) / 50% H_2O
(both with 10 mM NH_4OAc buffer)
Ramp to 90% organic over 7 min and hold for 1.5 min before returning to initial conditions in 0.5 min.
Time: 10 min

Flow: 300 µl/min

MS Parameters

Experiment: Full Scan (150 - 850 amu)

Source: Electrospray (negative)
Capillary Voltage (kV) = 2.00
Cone Voltage (V) = 50.00
Cone Gas Flow (l/hr) = 60
Desolvation Gas Flow (l/hr) = 750

Figure 2: **MPFHxS; LC/MS/MS Data (Selected MRM Transitions)**

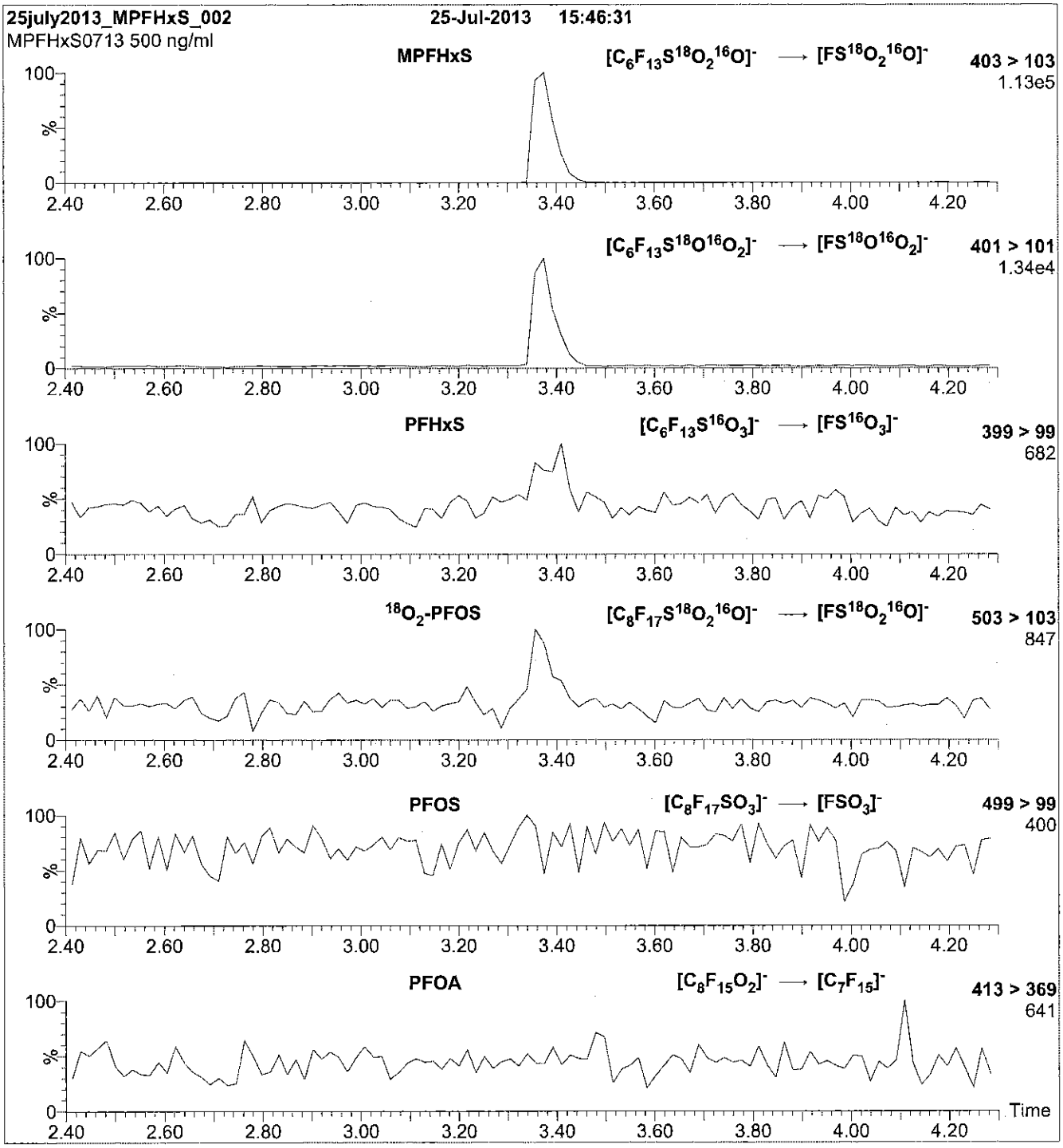

Conditions for Figure 2:

Injection: Direct loop injection
10 µl (500 ng/ml MPFHxS)

Mobile phase: Isocratic 80% (80:20 MeOH:ACN) / 20% H_2O
(both with 10 mM NH_4OAc buffer)

Flow: 300 µl/min

MS Parameters

Collision Gas (mbar) = 3.58e-3
Collision Energy (eV) = 30

Reagent

LCMPFHxS_00005

591163
ID: LCMPFHxS_00005
Exp: 08/23/20 Prpd: CBW
18O2-Perfluorohexanesulfo

R: 3/3/16 CBW

WELLINGTON LABORATORIES

CERTIFICATE OF ANALYSIS
DOCUMENTATION

PRODUCT CODE: MPFHxS
COMPOUND: Sodium perfluoro-1-hexane[$^{18}O_2$]sulfonate

LOT NUMBER: MPFHxS1015

STRUCTURE:

CAS #: Not available

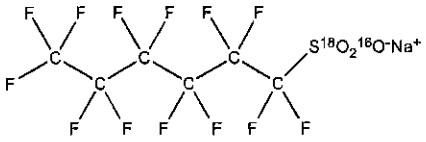

MOLECULAR FORMULA:	$C_6F_{13}S^{18}O_2{}^{16}ONa$	**MOLECULAR WEIGHT:**	426.10
CONCENTRATION:	50.0 ± 2.5 µg/ml (Na salt) 47.3 ± 2.4 µg/ml (MPFHxS anion)	**SOLVENT(S):**	Methanol
CHEMICAL PURITY:	>98%	**ISOTOPIC PURITY:**	>94% ($^{18}O_2$)
LAST TESTED: (mm/dd/yyyy)	10/23/2015		
EXPIRY DATE: (mm/dd/yyyy)	10/23/2020		
RECOMMENDED STORAGE:	Store ampoule in a cool, dark place		

DOCUMENTATION/ DATA ATTACHED:

Figure 1: LC/MS Data (TIC and Mass Spectrum)
Figure 2: LC/MS/MS Data (Selected MRM Transitions)

ADDITIONAL INFORMATION:

- See page 2 for further details.
- The response factor for MPFHxS ($C_6F_{13}S^{18}O_2{}^{16}O^-$) has been observed to be up to 10% lower than for PFHxS ($C_6F_{13}S^{16}O_3^-$) when both compounds are injected together. This difference may vary between instruments.
- Due to the isotopic purity of the starting material ($^{18}O_2$ >94%), MPFHxS contains ~ 0.3% of PFHxS. This value agrees with the theoretical percent relative abundance that is expected based on the stated isotopic purity.

FOR LABORATORY USE ONLY: NOT FOR HUMAN OR DRUG USE

Certified By: B.G. Chittim **Date:** 10/28/2015 (mm/dd/yyyy)

Wellington Laboratories Inc., 345 Southgate Dr. Guelph ON N1G 3M5 CANADA
519-822-2436 • Fax: 519-822-2849 • info@well-labs.com

INTENDED USE:

The products prepared by Wellington Laboratories Inc. are for laboratory use only. This certified reference material (CRM) was designed to be used as a standard for the identification and/or quantification of the specific chemical compound it contains.

HAZARDS:

This product should only be used by qualified personnel familiar with its potential hazards and trained in the handling of hazardous chemicals. Due care should be exercised to prevent unnecessary human contact or ingestion. All procedures should be carried out in a well-functioning fume hood and suitable gloves, eye protection, and clothing should be worn at all times. Waste should be disposed of according to national and regional regulations. Safety Data Sheets (SDSs) are available upon request.

SYNTHESIS / CHARACTERIZATION:

Where possible, all of our products are synthesized using single-product unambiguous routes. They are then characterized, and their structures and purities confirmed, using a combination of the most relevant techniques, such as NMR, GC/MS, LC/MS/MS, SFC/UV/MS/MS, x-ray crystallography, and melting point. Isotopic purities of mass-labelled compounds are also confirmed using HRGC/HRMS and/or LC/MS/MS.

HOMOGENEITY:

Prior to solution preparation, crystalline material is tested for homogeneity using a variety of techniques (as stated above) and its solubility in a given diluent is taken into consideration. Duplicate solutions of a new product are prepared from the same crystalline lot and, after the addition of an appropriate internal standard, they are compared by GC/MS, LC/MS/MS and/or SFC/UV/MS/MS. The relative response factors of the analyte of interest in each solution are required to be <5% RSD. New solution lots of existing products are compared to older lots in the same manner, which further confirms the homogeneity of the crystalline material as well as the stability and homogeneity of the solutions in the storage containers.

UNCERTAINTY:

The maximum combined relative standard uncertainty of our reference standard solutions is calculated using the following equation:

The combined relative standard uncertainty, $u_c(y)$, of a value y and the uncertainty of the independent parameters x_1, x_2,...x_n on which it depends is:

$$u_c(y(x_1, x_2, \ldots x_n)) = \sqrt{\sum_{i=1}^{n} u(y, x_i)^2}$$

where x is expressed as a relative standard uncertainty of the individual parameter.

The individual uncertainties taken into account include those associated with weights (calibration of the balance) and volumes (calibration of the volumetric glassware). An expanded maximum combined percent relative uncertainty of ±5% (calculated with a coverage factor of 2 and a level of confidence of 95%) is stated on the Certificate of Analysis for all of our products.

TRACEABILITY:

All reference standard solutions are traceable to specific crystalline lots. The microbalances used for solution preparation are regularly tested by an external ISO/IEC 17025 accredited calibration company. In addition, their calibration is verified prior to each weighing using NIST and/or NRC traceable external weights. All volumetric glassware used is of Class A tolerance and has been tested according to the appropriate ASTM procedures, which are ultimately traceable to NIST. For certain products, traceability to international interlaboratory studies has also been established.

EXPIRY DATE / PERIOD OF VALIDITY:

Ongoing stability studies of this product have demonstrated stability in its composition and concentration, until the specified expiry date, in the unopened ampoule. Monitoring for any degradation or change in concentration of the listed analyte(s) is performed on a routine basis.

LIMITED WARRANTY:

At the time of shipment, all products are warranted to be free of defects in material and workmanship and to conform to the stated technical and purity specifications.

QUALITY MANAGEMENT:

This product was produced using a Quality Management System registered to the latest versions of ISO 9001 by SAI Global, ISO/IEC 17025 by the Canadian Association for Laboratory Accreditation Inc. (CALA; A 1226), and ISO GUIDE 34 by ANSI-ASQ National Accreditation Board (ANAB; AR-1523).

CALA Testing Accreditation No. A 1226

ANAB ACCREDITED ISO 17034 REFERENCE MATERIAL PRODUCER

For additional information or assistance concerning this or any other products from Wellington Laboratories Inc., please visit our website at www.well-labs.com or contact us directly at info@well-labs.com

Figure 1: **MPFHxS; LC/MS Data (TIC and Mass Spectrum)**

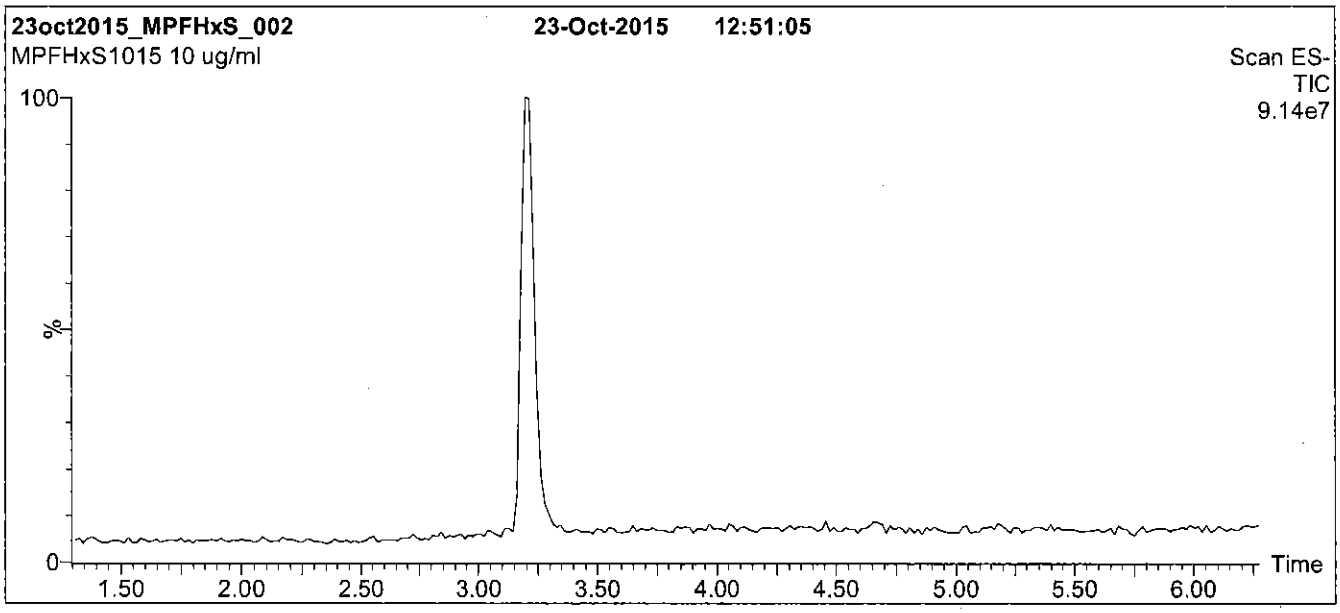

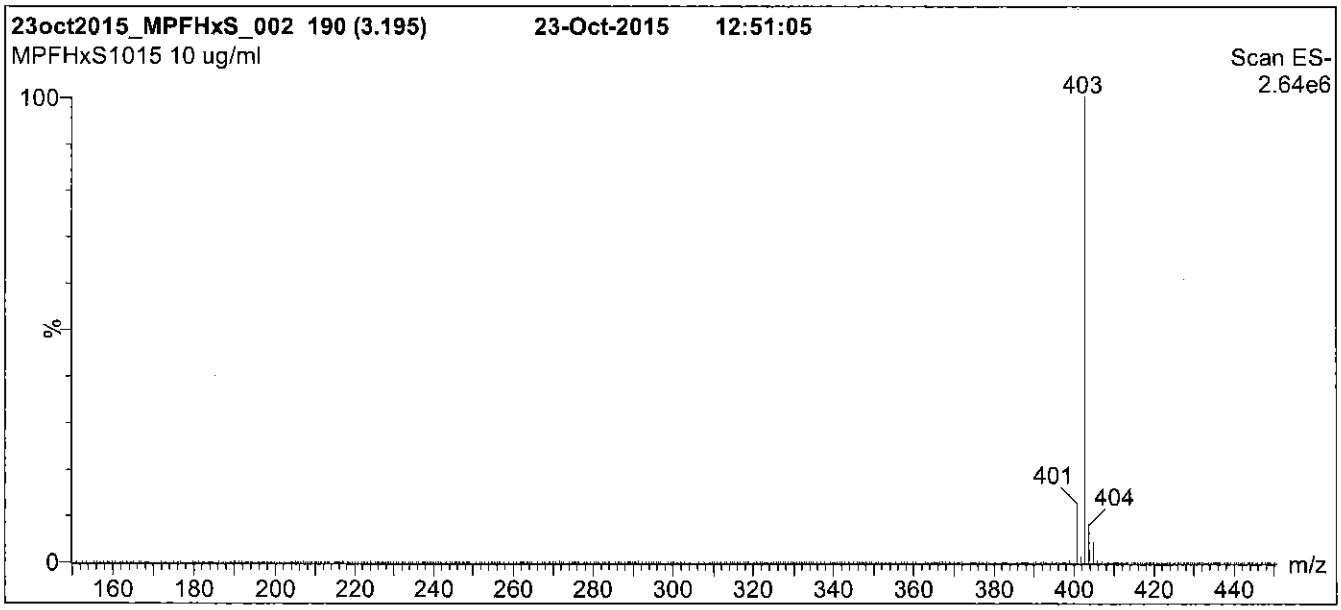

Conditions for Figure 1:

LC: **Waters Acquity Ultra Performance LC**
MS: **Micromass Quattro *micro* API MS**

Chromatographic Conditions

Column: Acquity UPLC BEH Shield RP_{18}
1.7 µm, 2.1 x 100 mm

Mobile phase: Gradient
Start: 50% (80:20 MeOH:ACN) / 50% H_2O
(both with 10 mM NH_4OAc buffer)
Ramp to 90% organic over 7 min and hold for 2 min
before returning to initial conditions in 0.5 min.
Time: 10 min

Flow: 300 µl/min

MS Parameters

Experiment: Full Scan (150 - 850 amu)

Source: Electrospray (negative)
Capillary Voltage (kV) = 3.00
Cone Voltage (V) = 50.00
Cone Gas Flow (l/hr) = 60
Desolvation Gas Flow (l/hr) = 750

Figure 2: **MPFHxS; LC/MS/MS Data (Selected MRM Transitions)**

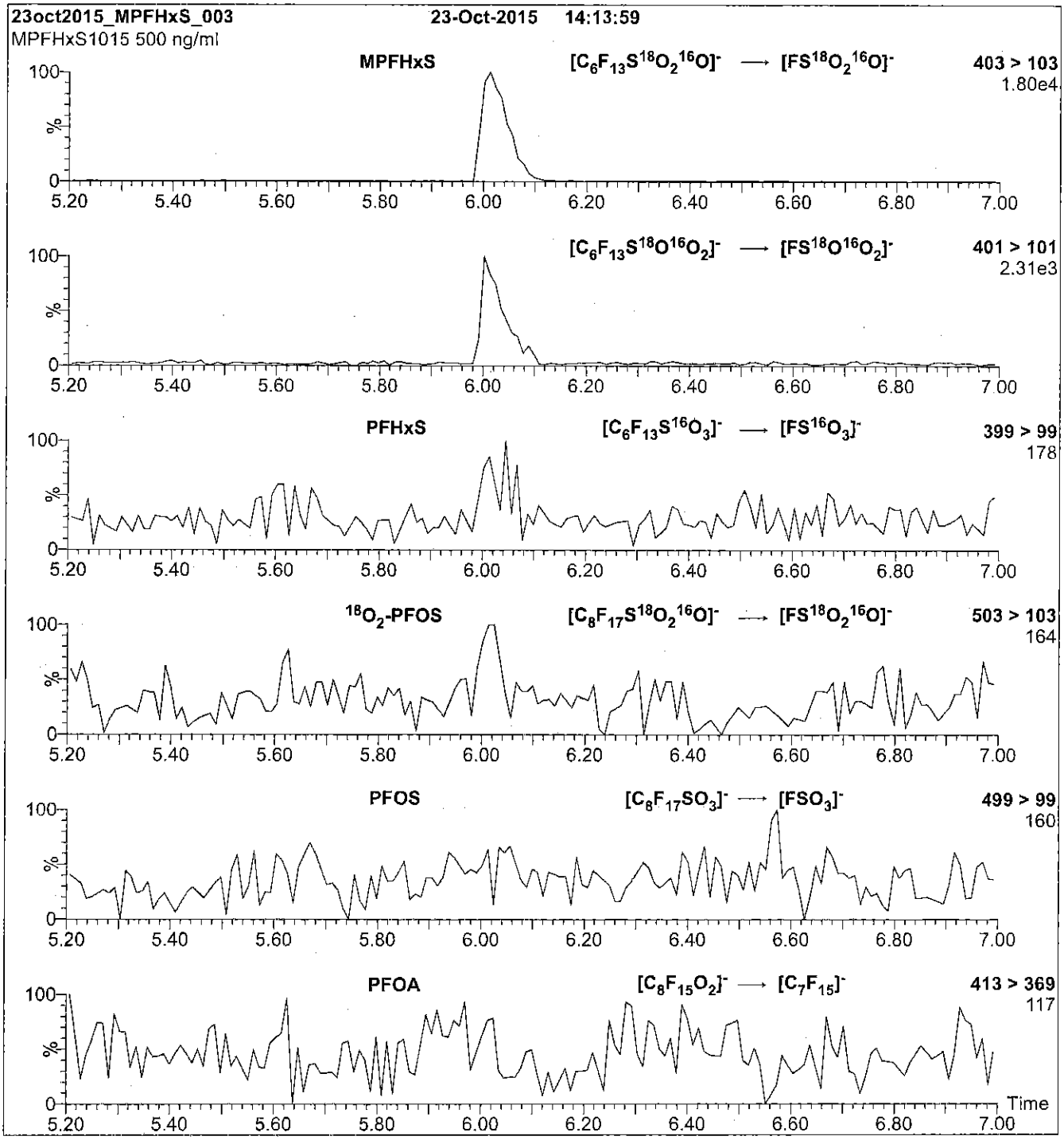

Conditions for Figure 2:

Injection: Direct loop injection
10 µl (500 ng/ml MPFHxS)

Mobile phase: Isocratic 80% (80:20 MeOH:ACN) / 20% H_2O
(both with 10 mM NH_4OAc buffer)

Flow: 300 µl/min

MS Parameters

Collision Gas (mbar) = 3.35e-3
Collision Energy (eV) = 30

Reagent

LCMPFHxS_00006

609705
ID: LCMPFHxS_00006
Exp: 10/23/20 Prpd: CBW
18O2-Perfluorohexanesulfo

R: 4/7/16 CBW

WELLINGTON LABORATORIES

CERTIFICATE OF ANALYSIS
DOCUMENTATION

PRODUCT CODE: MPFHxS
COMPOUND: Sodium perfluoro-1-hexane[$^{18}O_2$]sulfonate

LOT NUMBER: MPFHxS1015

STRUCTURE:

CAS #: Not available

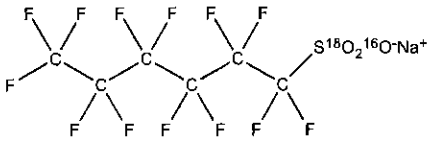

MOLECULAR FORMULA:	$C_6F_{13}S^{18}O_2{}^{16}ONa$	**MOLECULAR WEIGHT:**	426.10
CONCENTRATION:	50.0 ± 2.5 µg/ml (Na salt)	**SOLVENT(S):**	Methanol
	47.3 ± 2.4 µg/ml (MPFHxS anion)		
CHEMICAL PURITY:	>98%	**ISOTOPIC PURITY:**	>94% ($^{18}O_2$)
LAST TESTED: (mm/dd/yyyy)	10/23/2015		
EXPIRY DATE: (mm/dd/yyyy)	10/23/2020		
RECOMMENDED STORAGE:	Store ampoule in a cool, dark place		

DOCUMENTATION/ DATA ATTACHED:

Figure 1: LC/MS Data (TIC and Mass Spectrum)
Figure 2: LC/MS/MS Data (Selected MRM Transitions)

ADDITIONAL INFORMATION:

- See page 2 for further details.
- The response factor for MPFHxS ($C_6F_{13}S^{18}O_2{}^{16}O^-$) has been observed to be up to 10% lower than for PFHxS ($C_6F_{13}S^{18}O_3^-$) when both compounds are injected together. This difference may vary between instruments.
- Due to the isotopic purity of the starting material ($^{18}O_2$ >94%), MPFHxS contains ~ 0.3% of PFHxS. This value agrees with the theoretical percent relative abundance that is expected based on the stated isotopic purity.

FOR LABORATORY USE ONLY: NOT FOR HUMAN OR DRUG USE

Certified By: B.G. Chittim **Date:** 10/28/2015 (mm/dd/yyyy)

Wellington Laboratories Inc., 345 Southgate Dr. Guelph ON N1G 3M5 CANADA
519-822-2436 • Fax: 519-822-2849 • info@well-labs.com

INTENDED USE:

The products prepared by Wellington Laboratories Inc. are for laboratory use only. This certified reference material (CRM) was designed to be used as a standard for the identification and/or quantification of the specific chemical compound it contains.

HAZARDS:

This product should only be used by qualified personnel familiar with its potential hazards and trained in the handling of hazardous chemicals. Due care should be exercised to prevent unnecessary human contact or ingestion. All procedures should be carried out in a well-functioning fume hood and suitable gloves, eye protection, and clothing should be worn at all times. Waste should be disposed of according to national and regional regulations. Safety Data Sheets (SDSs) are available upon request.

SYNTHESIS / CHARACTERIZATION:

Where possible, all of our products are synthesized using single-product unambiguous routes. They are then characterized, and their structures and purities confirmed, using a combination of the most relevant techniques, such as NMR, GC/MS, LC/MS/MS, SFC/UV/MS/MS, x-ray crystallography, and melting point. Isotopic purities of mass-labelled compounds are also confirmed using HRGC/HRMS and/or LC/MS/MS.

HOMOGENEITY:

Prior to solution preparation, crystalline material is tested for homogeneity using a variety of techniques (as stated above) and its solubility in a given diluent is taken into consideration. Duplicate solutions of a new product are prepared from the same crystalline lot and, after the addition of an appropriate internal standard, they are compared by GC/MS, LC/MS/MS and/or SFC/UV/MS/MS. The relative response factors of the analyte of interest in each solution are required to be <5% RSD. New solution lots of existing products are compared to older lots in the same manner, which further confirms the homogeneity of the crystalline material as well as the stability and homogeneity of the solutions in the storage containers.

UNCERTAINTY:

The maximum combined relative standard uncertainty of our reference standard solutions is calculated using the following equation:

The combined relative standard uncertainty, $u_c(y)$, of a value y and the uncertainty of the independent parameters $x_1, x_2, \ldots x_n$ on which it depends is:

$$u_c(y(x_1, x_2, \ldots x_n)) = \sqrt{\sum_{i=1}^{n} u(y, x_i)^2}$$

where x is expressed as a relative standard uncertainty of the individual parameter.

The individual uncertainties taken into account include those associated with weights (calibration of the balance) and volumes (calibration of the volumetric glassware). An expanded maximum combined percent relative uncertainty of ±5% (calculated with a coverage factor of 2 and a level of confidence of 95%) is stated on the Certificate of Analysis for all of our products.

TRACEABILITY:

All reference standard solutions are traceable to specific crystalline lots. The microbalances used for solution preparation are regularly tested by an external ISO/IEC 17025 accredited calibration company. In addition, their calibration is verified prior to each weighing using NIST and/or NRC traceable external weights. All volumetric glassware used is of Class A tolerance and has been tested according to the appropriate ASTM procedures, which are ultimately traceable to NIST. For certain products, traceability to international interlaboratory studies has also been established.

EXPIRY DATE / PERIOD OF VALIDITY:

Ongoing stability studies of this product have demonstrated stability in its composition and concentration, until the specified expiry date, in the unopened ampoule. Monitoring for any degradation or change in concentration of the listed analyte(s) is performed on a routine basis.

LIMITED WARRANTY:

At the time of shipment, all products are warranted to be free of defects in material and workmanship and to conform to the stated technical and purity specifications.

QUALITY MANAGEMENT:

This product was produced using a Quality Management System registered to the latest versions of ISO 9001 by SAI Global, ISO/IEC 17025 by the Canadian Association for Laboratory Accreditation Inc. (CALA; A 1226), and ISO GUIDE 34 by ANSI-ASQ National Accreditation Board (ANAB; AR-1523).

CALA

ANAB ACCREDITED ISO 17025 REFERENCE MATERIAL PRODUCER

For additional information or assistance concerning this or any other products from Wellington Laboratories Inc., please visit our website at www.well-labs.com or contact us directly at info@well-labs.com

Figure 1: MPFHxS; LC/MS Data (TIC and Mass Spectrum)

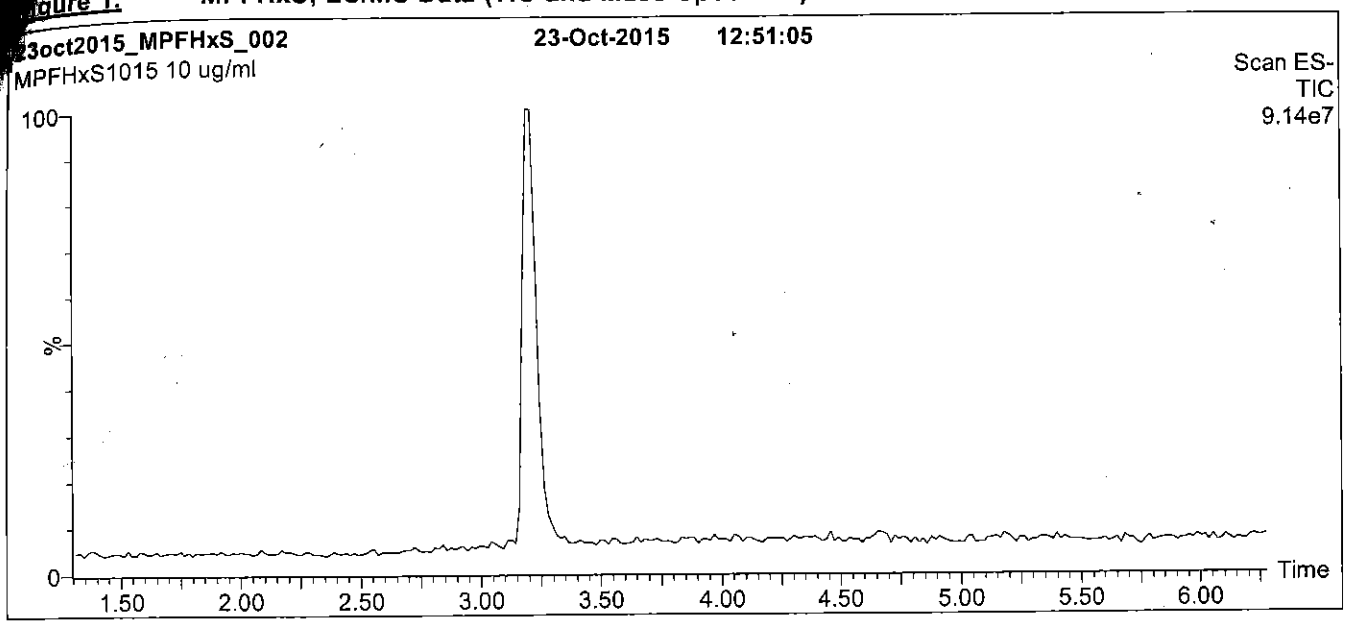

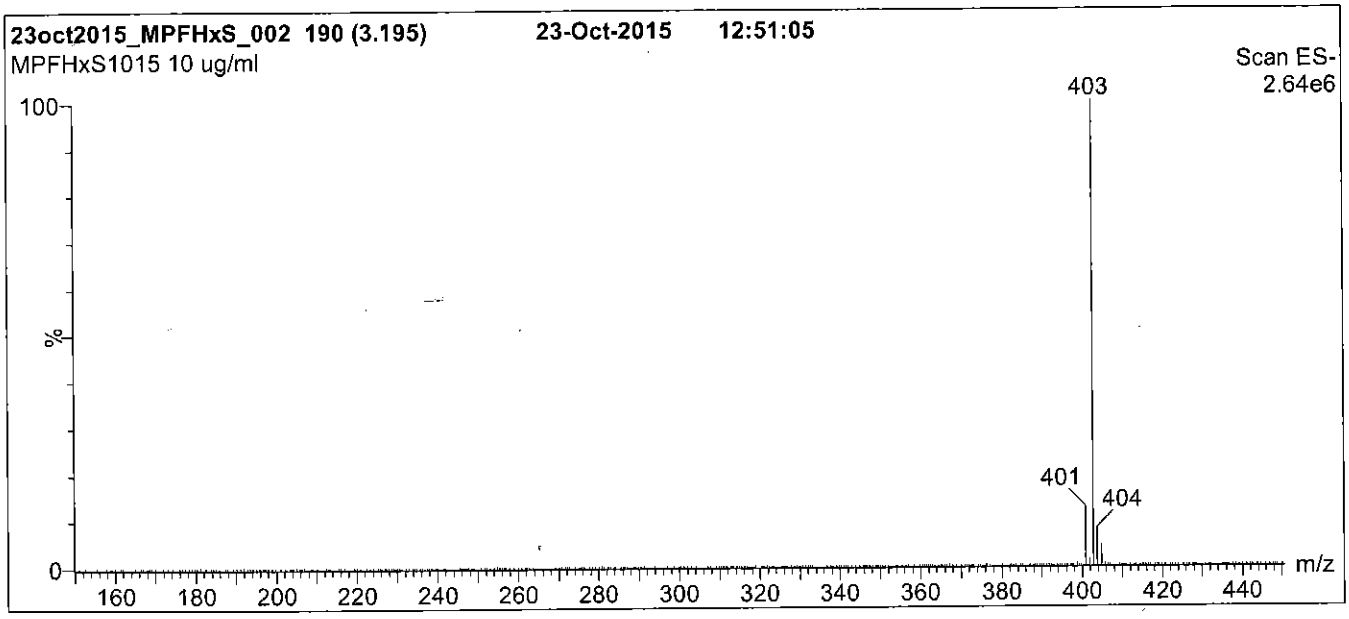

Conditions for Figure 1:

LC: Waters Acquity Ultra Performance LC
MS: Micromass Quattro *micro* API MS

Chromatographic Conditions

Column: Acquity UPLC BEH Shield RP_{18}
1.7 µm, 2.1 x 100 mm

Mobile phase: Gradient
Start: 50% (80:20 MeOH:ACN) / 50% H_2O
(both with 10 mM NH_4OAc buffer)
Ramp to 90% organic over 7 min and hold for 2 min before returning to initial conditions in 0.5 min.
Time: 10 min

Flow: 300 µl/min

MS Parameters

Experiment: Full Scan (150 - 850 amu)

Source: Electrospray (negative)
Capillary Voltage (kV) = 3.00
Cone Voltage (V) = 50.00
Cone Gas Flow (l/hr) = 60
Desolvation Gas Flow (l/hr) = 750

Figure 2: **MPFHxS; LC/MS/MS Data (Selected MRM Transitions)**

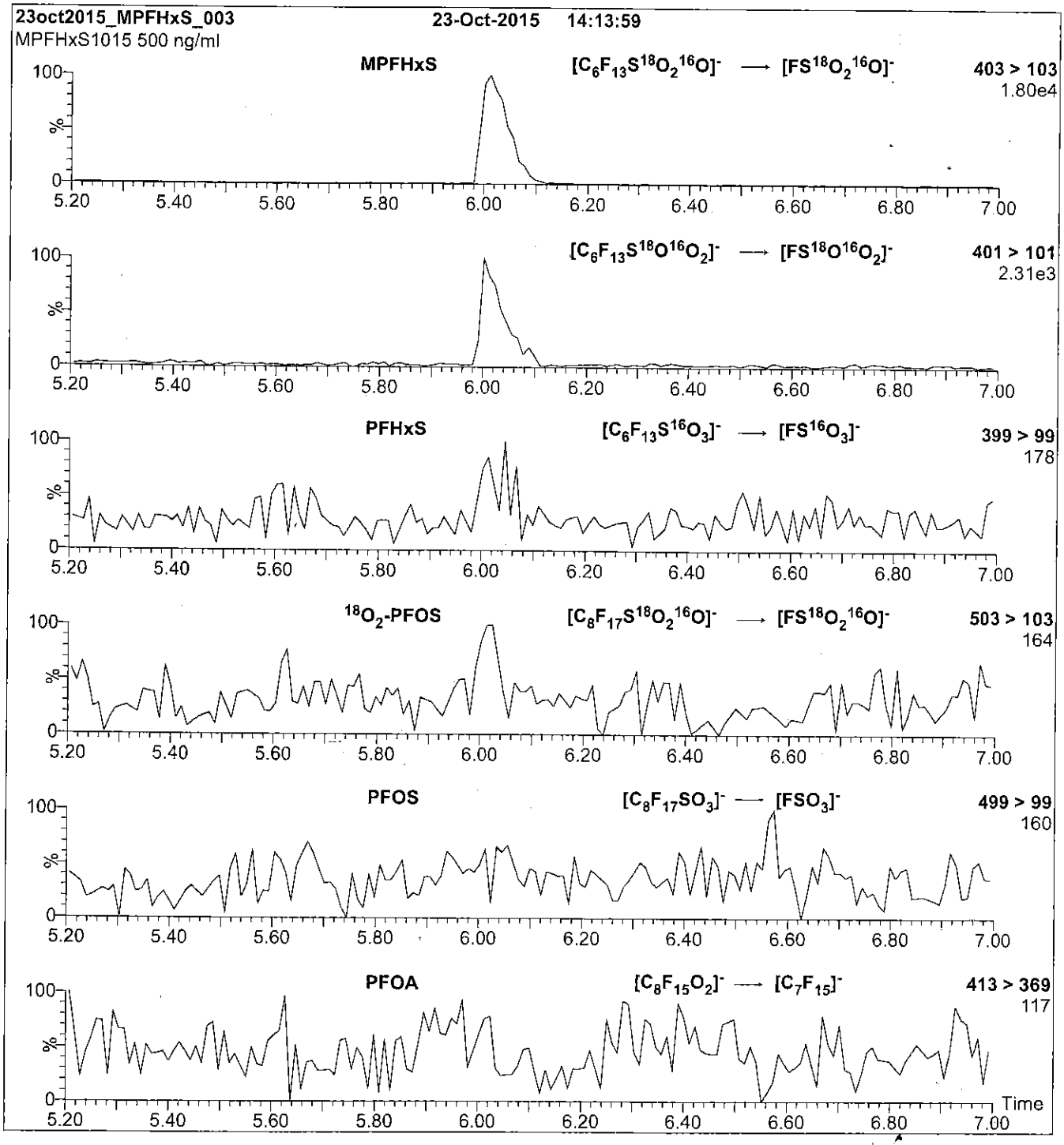

Conditions for Figure 2:

Injection: Direct loop injection
10 µl (500 ng/ml MPFHxS)

Mobile phase: Isocratic 80% (80:20 MeOH:ACN) / 20% H_2O
(both with 10 mM NH_4OAc buffer)

Flow: 300 µl/min

MS Parameters

Collision Gas (mbar) = 3.35e-3
Collision Energy (eV) = 30

Reagent

LCMPFNA_00003

V- 2/11/15 SRV

WELLINGTON LABORATORIES

CERTIFICATE OF ANALYSIS
DOCUMENTATION

PRODUCT CODE:	MPFNA	**LOT NUMBER:**	MPFNA0414
COMPOUND:	Perfluoro-n-[1,2,3,4,5-$^{13}C_5$]nonanoic acid		
STRUCTURE:		**CAS #:**	Not available

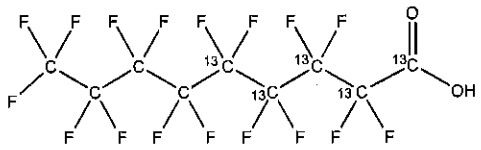

MOLECULAR FORMULA:	$^{13}C_5{}^{12}C_4HF_{17}O_2$	**MOLECULAR WEIGHT:**	469.04
CONCENTRATION:	50 ± 2.5 µg/ml	**SOLVENT(S):**	Methanol Water (<1%)
CHEMICAL PURITY:	>98%	**ISOTOPIC PURITY:**	≥99% ^{13}C (1,2,3,4,5-$^{13}C_5$)
LAST TESTED: (mm/dd/yyyy)	04/13/2014		
EXPIRY DATE: (mm/dd/yyyy)	04/13/2019		
RECOMMENDED STORAGE:	Store ampoule in a cool, dark place		

DOCUMENTATION/ DATA ATTACHED:

Figure 1: LC/MS Data (TIC and Mass Spectrum)
Figure 2: LC/MS/MS Data (Selected MRM Transitions)

ADDITIONAL INFORMATION:

- See page 2 for further details.
- Contains 4 mole eq. of NaOH to prevent conversion of the carboxylic acid to the methyl ester.

FOR LABORATORY USE ONLY: NOT FOR HUMAN OR DRUG USE

Certified By: B.G. Chittim **Date:** 04/13/2014 (mm/dd/yyyy)

Wellington Laboratories Inc., 345 Southgate Dr. Guelph ON N1G 3M5 CANADA
519-822-2436 • Fax: 519-822-2849 • info@well-labs.com

INTENDED USE:

The products prepared by Wellington Laboratories Inc. are for laboratory use only. They are designed to be used as reference standards for the identification and/or quantification of specific chemical compound(s).

HAZARDS:

This product should only be used by qualified personnel familiar with its potential hazards and trained in the handling of hazardous chemicals. Due care should be exercised to prevent unnecessary human contact or ingestion. All procedures should be carried out in a well-functioning fume hood and suitable gloves, eye protection and clothing should be worn at all times. Waste should be disposed of according to national and regional regulations. Material Safety Data Sheets (MSDSs) are available upon request.

SYNTHESIS / CHARACTERIZATION:

Where possible, all of our products are synthesized using single-product, unambiguous routes. They are then characterized, and their structures and purities confirmed, using a combination of the most relevant techniques, such as NMR, GC/MS, LC/MS/MS, x-ray crystallography and melting point. Isotopic purities of mass-labelled compounds are also confirmed using HRGC/HRMS and/or LC/MS/MS.

HOMOGENEITY:

Prior to solution preparation, crystalline material is tested for homogeneity using a variety of techniques (as stated above) and its solubility in a given diluent is taken into consideration. Duplicate solutions of a new product are prepared from the same crystalline lot and, after the addition of an appropriate internal standard, they are compared by GC/MS and/or LC/MS/MS. The relative response factors of the analyte of interest in each solution are required to be <5% RSD. New solution lots of existing products are compared to older lots in the same manner, which further confirms the homogeneity of the crystalline material as well as the stability and homogeneity of the solutions in the storage containers.

UNCERTAINTY:

The maximum combined relative standard uncertainty of our reference standard solutions is calculated using the following equation:

The combined relative standard uncertainty, $u_c(y)$, of a value y and the uncertainty of the independent parameters $x_1, x_2, \ldots x_n$ on which it depends is:

$$u_c(y(x_1, x_2, \ldots x_n)) = \sqrt{\sum_{i=1}^{n} u(y, x_i)^2}$$

where x is expressed as a relative standard uncertainty of the individual parameter.

The individual uncertainties taken into account include those associated with weights (calibration of the balance) and volumes (calibration of the volumetric glassware). An expanded maximum combined percent relative uncertainty of ±5% (calculated with a coverage factor of 2 and a level of confidence of 95%) is stated on the Certificate of Analysis for all our products.

TRACEABILITY:

All reference standard solutions are traceable to specific crystalline lots. The microbalances used for solution preparation are regularly tested by an external, ISO/IEC 17025:2005 accredited calibration company. In addition, their calibration is verified prior to each weighing using NIST and/or NRC traceable external weights. All volumetric glassware used is of Class A tolerance and has been tested according to the appropriate ASTM procedures, which are ultimately traceable to NIST. For certain products, traceability to international interlaboratory studies has also been established.

EXPIRY DATE / PERIOD OF VALIDITY:

Ongoing stability studies of this product have demonstrated stability in its composition and concentration for the period of time specified by the expiry date in the unopened ampoule. Monitoring for any degradation or change in concentration of the listed analyte(s) is performed on a routine basis.

LIMITED WARRANTY:

At the time of shipment, all products are warranted to be free of defects in material and workmanship and to conform to the stated technical and purity specifications.

QUALITY MANAGEMENT:

This product was produced using a Quality Management System registered to ISO 9001:2008 by SAI Global, ISO/IEC 17025:2005 by the Canadian Association for Laboratory Accreditation Inc. (CALA; A 1226), and ISO GUIDE 34:2009 by ACLASS (certificate number AR-1523).

CALA Testing Accreditation No. A 1226

ACLASS ACCREDITED REFERENCE MATERIAL PRODUCER

For additional information or assistance concerning this or any other products from Wellington Laboratories Inc., please visit our website at www.well-labs.com or contact us directly at info@well-labs.com

Figure 1: **MPFNA; LC/MS Data (TIC and Mass Spectrum)**

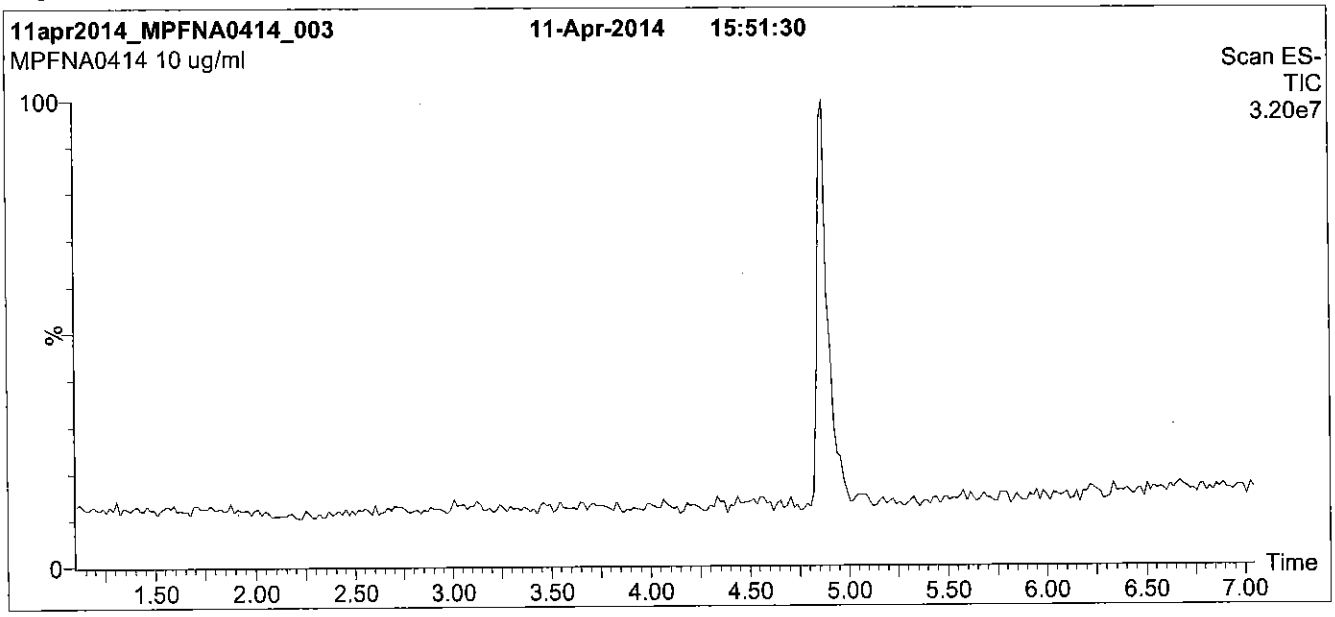

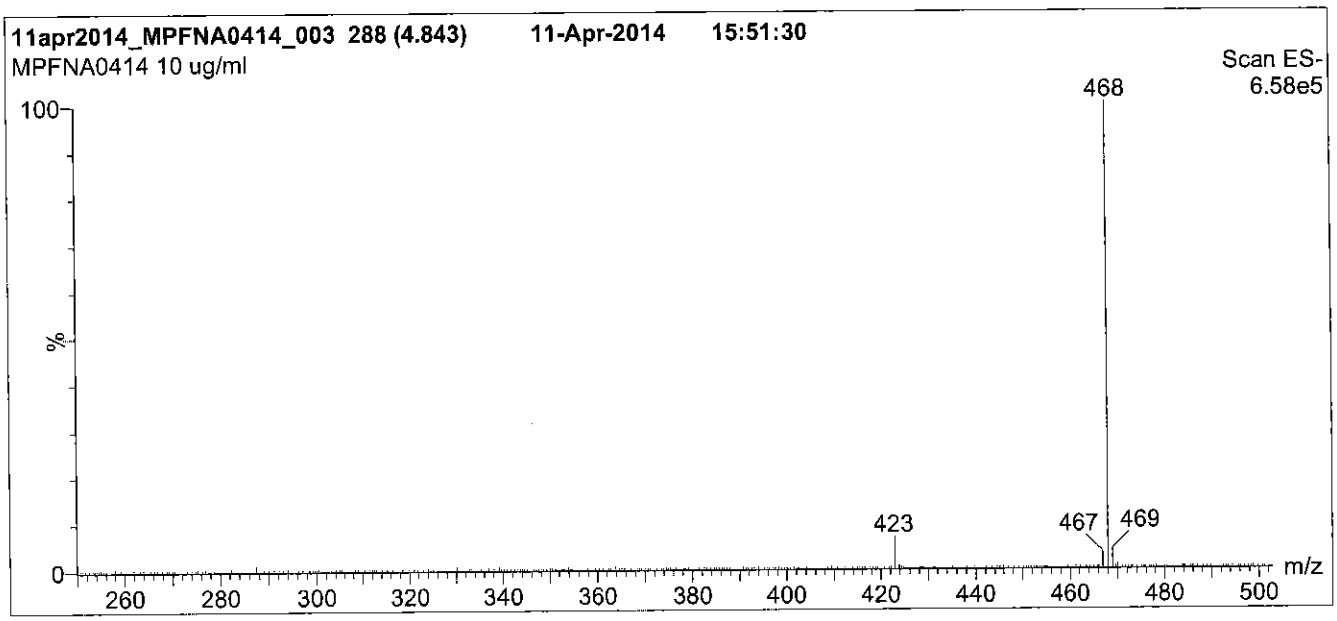

Conditions for Figure 1:

LC: **Waters Acquity Ultra Performance LC**
MS: **Micromass Quattro *micro* API MS**

Chromatographic Conditions

Column: Acquity UPLC BEH Shield RP_{18}
1.7 µm, 2.1 x 100 mm

Mobile phase: Gradient
Start: 50% (80:20 MeOH:ACN) / 50% H_2O
(both with 10 mM NH_4OAc buffer)
Ramp to 90% organic over 7 min and hold for 2 min
before returning to initial conditions in 0.5 min.
Time: 10 min

Flow: 300 µl/min

MS Parameters

Experiment: Full Scan (250 - 850 amu)

Source: Electrospray (negative)
Capillary Voltage (kV) = 2.00
Cone Voltage (V) = 15.00
Cone Gas Flow (l/hr) = 50
Desolvation Gas Flow (l/hr) = 750

Figure 2: **MPFNA; LC/MS/MS Data (Selected MRM Transitions)**

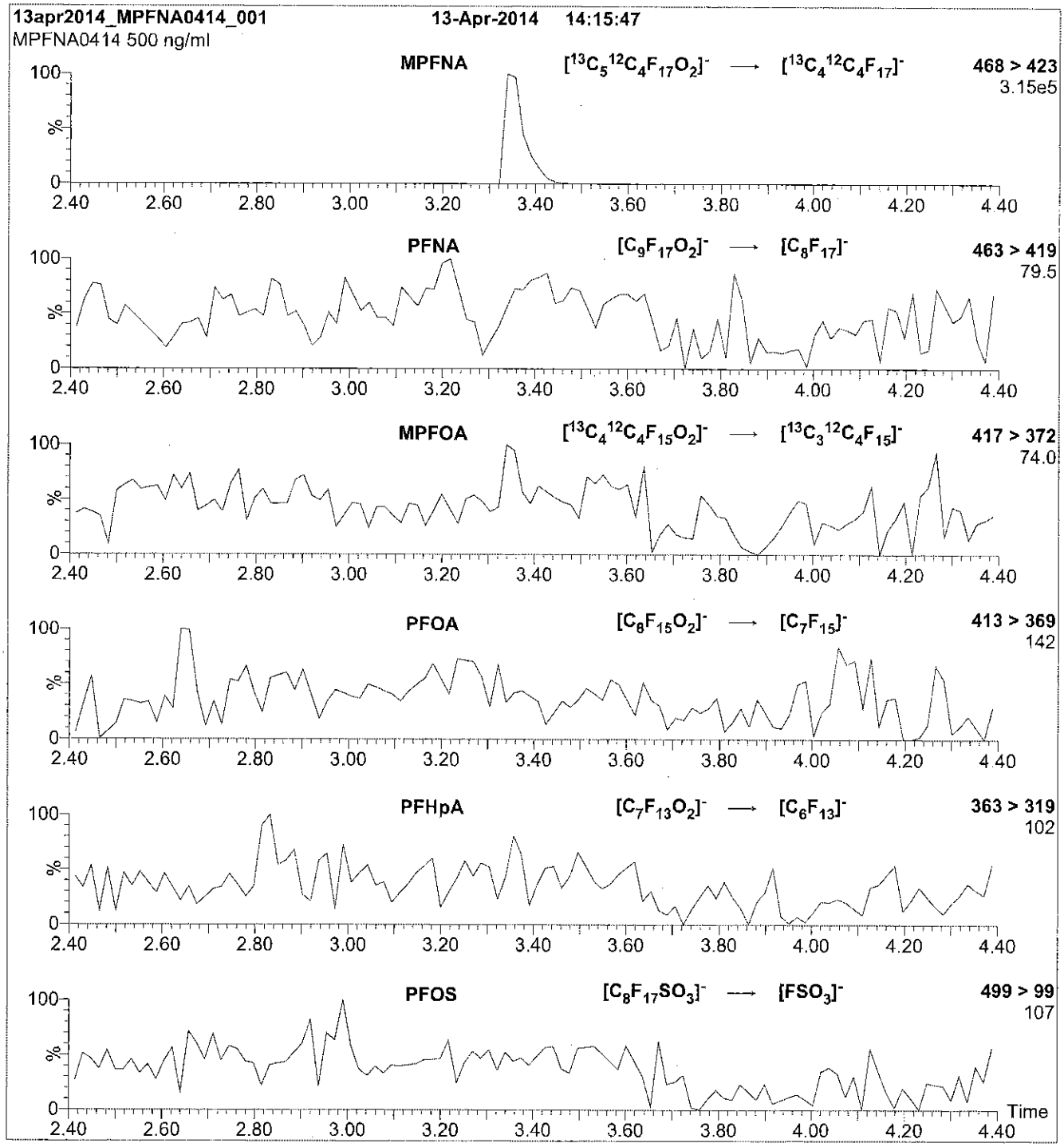

Conditions for Figure 2:

Injection:	Direct loop injection 10 µl (500 ng/ml MPFNA)
Mobile phase:	Isocratic 80% (80:20 MeOH:ACN) / 20% H_2O (both with 10 mM NH_4OAc buffer)
Flow:	300 µl/min

MS Parameters

Collision Gas (mbar) = 3.28e-3
Collision Energy (eV) = 11

Reagent

LCMPFNA_00004

R: 2/25/16 CBW

587894
ID: LCMPFNA_00004
Exp:04/13/19 Prpd:CBW Opn:02/25/15
13C5-Perfluornonanoic aci

WELLINGTON LABORATORIES

CERTIFICATE OF ANALYSIS
DOCUMENTATION

PRODUCT CODE: MPFNA
LOT NUMBER: MPFNA0414
COMPOUND: Perfluoro-n-[1,2,3,4,5-$^{13}C_5$]nonanoic acid
STRUCTURE:
CAS #: Not available

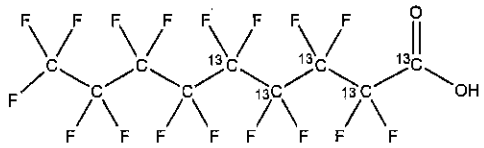

MOLECULAR FORMULA: $^{13}C_5{}^{12}C_4HF_{17}O_2$
MOLECULAR WEIGHT: 469.04
CONCENTRATION: 50 ± 2.5 µg/ml
SOLVENT(S): Methanol
Water (<1%)
CHEMICAL PURITY: >98%
ISOTOPIC PURITY: ≥99% ^{13}C ($1,2,3,4,5\text{-}^{13}C_5$)
LAST TESTED: (mm/dd/yyyy) 04/13/2014
EXPIRY DATE: (mm/dd/yyyy) 04/13/2019
RECOMMENDED STORAGE: Store ampoule in a cool, dark place

DOCUMENTATION/ DATA ATTACHED:

Figure 1: LC/MS Data (TIC and Mass Spectrum)
Figure 2: LC/MS/MS Data (Selected MRM Transitions)

ADDITIONAL INFORMATION:

- See page 2 for further details.
- Contains 4 mole eq. of NaOH to prevent conversion of the carboxylic acid to the methyl ester.

FOR LABORATORY USE ONLY: NOT FOR HUMAN OR DRUG USE

Certified By: B.G. Chittim **Date:** 04/01/2015 (mm/dd/yyyy)

Wellington Laboratories Inc., 345 Southgate Dr. Guelph ON N1G 3M5 CANADA
519-822-2436 • Fax: 519-822-2849 • info@well-labs.com

INTENDED USE:

The products prepared by Wellington Laboratories Inc. are for laboratory use only. This certified reference material (CRM) was designed to be used as a standard for the identification and/or quantification of the specific chemical compound it contains.

HAZARDS:

This product should only be used by qualified personnel familiar with its potential hazards and trained in the handling of hazardous chemicals. Due care should be exercised to prevent unnecessary human contact or ingestion. All procedures should be carried out in a well-functioning fume hood and suitable gloves, eye protection, and clothing should be worn at all times. Waste should be disposed of according to national and regional regulations. Safety Data Sheets (SDSs) are available upon request.

SYNTHESIS / CHARACTERIZATION:

Where possible, all of our products are synthesized using single-product unambiguous routes. They are then characterized, and their structures and purities confirmed, using a combination of the most relevant techniques, such as NMR, GC/MS, LC/MS/MS, SFC/UV/MS/MS, x-ray crystallography, and melting point. Isotopic purities of mass-labelled compounds are also confirmed using HRGC/HRMS and/or LC/MS/MS.

HOMOGENEITY:

Prior to solution preparation, crystalline material is tested for homogeneity using a variety of techniques (as stated above) and its solubility in a given diluent is taken into consideration. Duplicate solutions of a new product are prepared from the same crystalline lot and, after the addition of an appropriate internal standard, they are compared by GC/MS, LC/MS/MS and/or SFC/UV/MS/MS. The relative response factors of the analyte of interest in each solution are required to be <5% RSD. New solution lots of existing products are compared to older lots in the same manner, which further confirms the homogeneity of the crystalline material as well as the stability and homogeneity of the solutions in the storage containers.

UNCERTAINTY:

The maximum combined relative standard uncertainty of our reference standard solutions is calculated using the following equation:

The combined relative standard uncertainty, $u_c(y)$, of a value y and the uncertainty of the independent parameters x_1, x_2,...x_n on which it depends is:

$$u_c(y(x_1, x_2, \ldots x_n)) = \sqrt{\sum_{i=1}^{n} u(y, x_i)^2}$$

where x is expressed as a relative standard uncertainty of the individual parameter.

The individual uncertainties taken into account include those associated with weights (calibration of the balance) and volumes (calibration of the volumetric glassware). An expanded maximum combined percent relative uncertainty of ±5% (calculated with a coverage factor of 2 and a level of confidence of 95%) is stated on the Certificate of Analysis for all of our products.

TRACEABILITY:

All reference standard solutions are traceable to specific crystalline lots. The microbalances used for solution preparation are regularly tested by an external ISO/IEC 17025 accredited calibration company. In addition, their calibration is verified prior to each weighing using NIST and/or NRC traceable external weights. All volumetric glassware used is of Class A tolerance and has been tested according to the appropriate ASTM procedures, which are ultimately traceable to NIST. For certain products, traceability to international interlaboratory studies has also been established.

EXPIRY DATE / PERIOD OF VALIDITY:

Ongoing stability studies of this product have demonstrated stability in its composition and concentration, until the specified expiry date, in the unopened ampoule. Monitoring for any degradation or change in concentration of the listed analyte(s) is performed on a routine basis.

LIMITED WARRANTY:

At the time of shipment, all products are warranted to be free of defects in material and workmanship and to conform to the stated technical and purity specifications.

QUALITY MANAGEMENT:

This product was produced using a Quality Management System registered to the latest versions of ISO 9001 by SAI Global, ISO/IEC 17025 by the Canadian Association for Laboratory Accreditation Inc. (CALA; A 1226), and ISO GUIDE 34 by ANSI-ASQ National Accreditation Board (ANAB; AR-1523).

CALA

ANAB ACCREDITED

For additional information or assistance concerning this or any other products from Wellington Laboratories Inc., please visit our website at www.well-labs.com or contact us directly at info@well-labs.com

Figure 1: **MPFNA; LC/MS Data (TIC and Mass Spectrum)**

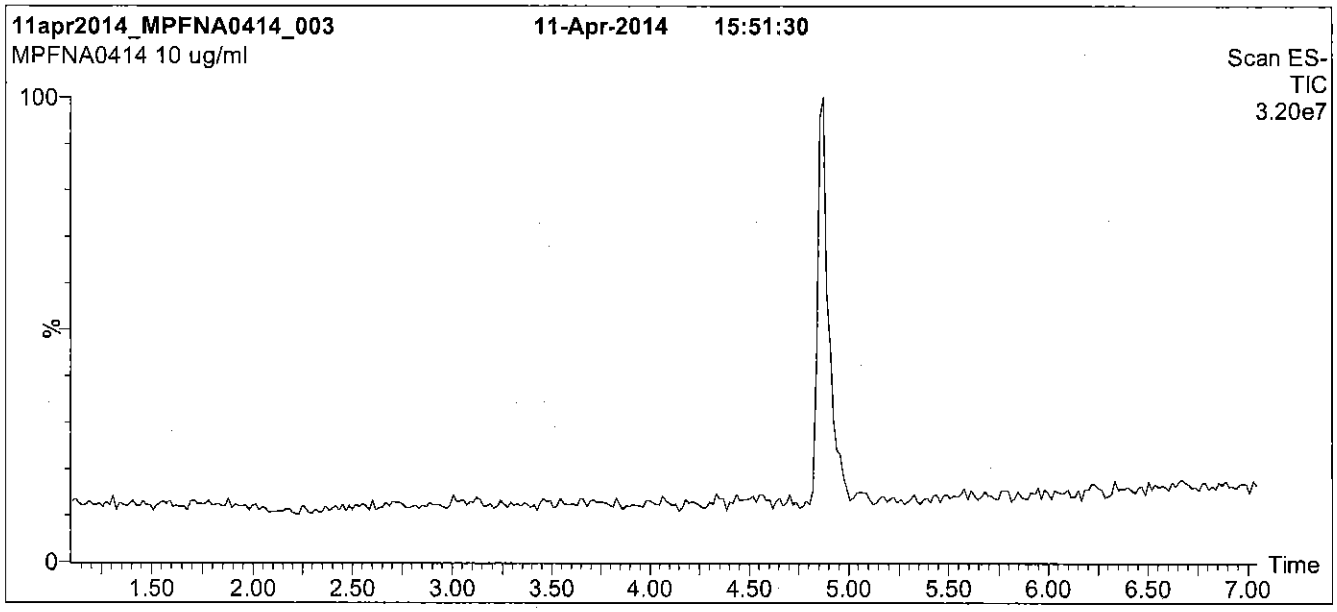

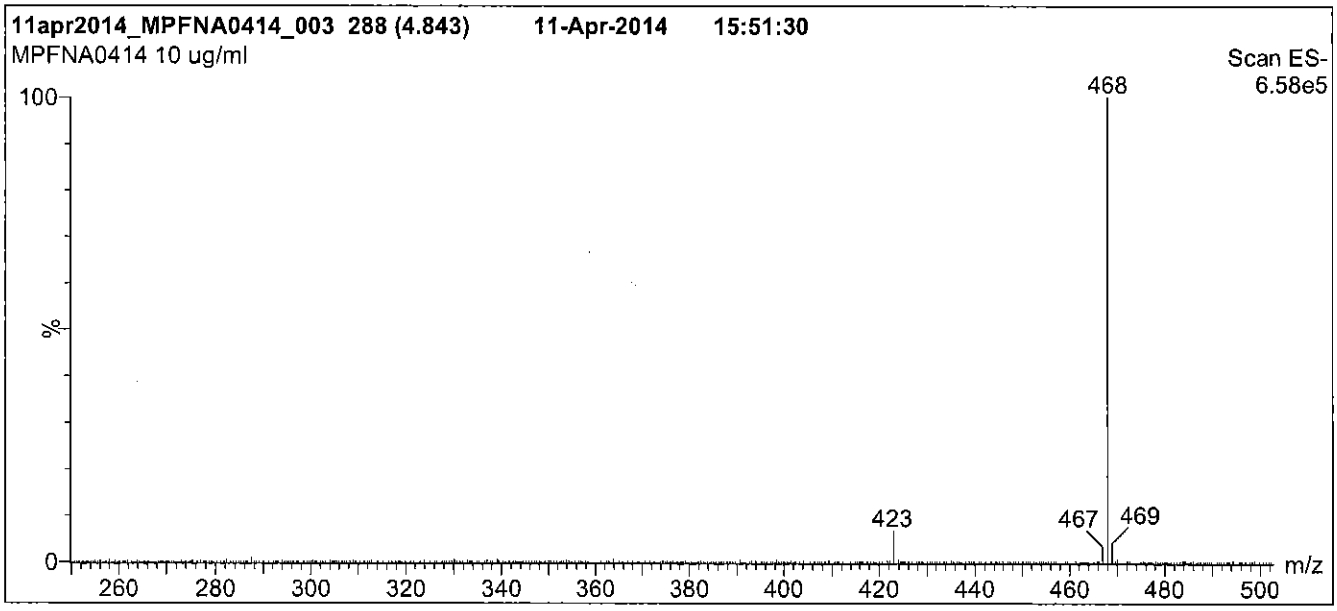

Conditions for Figure 1:

LC: **Waters Acquity Ultra Performance LC**
MS: **Micromass Quattro *micro* API MS**

Chromatographic Conditions

Column: Acquity UPLC BEH Shield RP_{18}
1.7 µm, 2.1 x 100 mm

Mobile phase: Gradient
Start: 50% (80:20 MeOH:ACN) / 50% H_2O
(both with 10 mM NH_4OAc buffer)
Ramp to 90% organic over 7 min and hold for 2 min
before returning to initial conditions in 0.5 min.
Time: 10 min

Flow: 300 µl/min

MS Parameters

Experiment: Full Scan (250 - 850 amu)

Source: Electrospray (negative)
Capillary Voltage (kV) = 2.00
Cone Voltage (V) = 15.00
Cone Gas Flow (l/hr) = 50
Desolvation Gas Flow (l/hr) = 750

Figure 2: **MPFNA; LC/MS/MS Data (Selected MRM Transitions)**

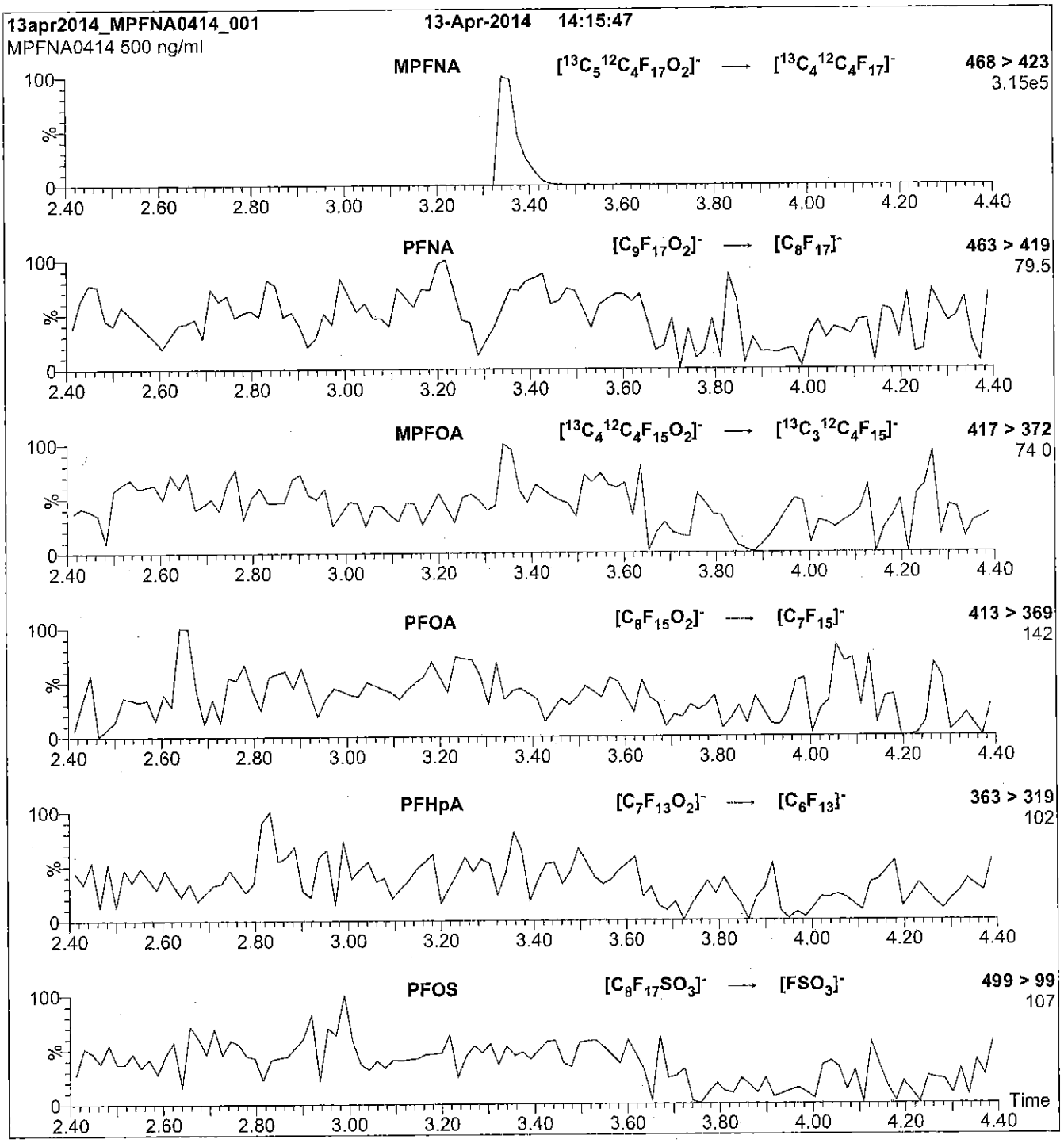

Conditions for Figure 2:

Injection: Direct loop injection
10 µl (500 ng/ml MPFNA)

Mobile phase: Isocratic 80% (80:20 MeOH:ACN) / 20% H_2O
(both with 10 mM NH_4OAc buffer)

Flow: 300 µl/min

MS Parameters

Collision Gas (mbar) = 3.28e-3
Collision Energy (eV) = 11

Reagent

LCMPFNA_00005

605245
ID: LCMPFNA_00005
Exp: 04/13/19 Prpd: CBW
13C5-Perfluornonanoic aci

Rec. 3/24/16 JEB V

WELLINGTON LABORATORIES

CERTIFICATE OF ANALYSIS
DOCUMENTATION

PRODUCT CODE: MPFNA
COMPOUND: Perfluoro-n-[1,2,3,4,5-$^{13}C_5$]nonanoic acid

LOT NUMBER: MPFNA0414

STRUCTURE:

CAS #: Not available

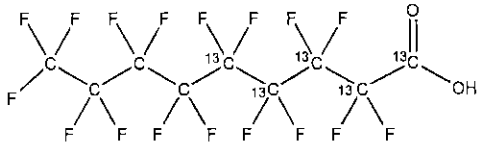

MOLECULAR FORMULA:	$^{13}C_5{}^{12}C_4HF_{17}O_2$	**MOLECULAR WEIGHT:**	469.04
CONCENTRATION:	50 ± 2.5 µg/ml	**SOLVENT(S):**	Methanol Water (<1%)
CHEMICAL PURITY:	>98%	**ISOTOPIC PURITY:**	≥99% ^{13}C (1,2,3,4,5-$^{13}C_5$)
LAST TESTED: (mm/dd/yyyy)	04/13/2014		
EXPIRY DATE: (mm/dd/yyyy)	04/13/2019		
RECOMMENDED STORAGE:	Store ampoule in a cool, dark place		

DOCUMENTATION/ DATA ATTACHED:

Figure 1: LC/MS Data (TIC and Mass Spectrum)
Figure 2: LC/MS/MS Data (Selected MRM Transitions)

ADDITIONAL INFORMATION:

- See page 2 for further details.
- Contains 4 mole eq. of NaOH to prevent conversion of the carboxylic acid to the methyl ester.

FOR LABORATORY USE ONLY: NOT FOR HUMAN OR DRUG USE

Certified By: B.G. Chittim **Date:** 04/01/2015 (mm/dd/yyyy)

Wellington Laboratories Inc., 345 Southgate Dr. Guelph ON N1G 3M5 CANADA
519-822-2436 • Fax: 519-822-2849 • info@well-labs.com

INTENDED USE:

The products prepared by Wellington Laboratories Inc. are for laboratory use only. This certified reference material (CRM) was designed to be used as a standard for the identification and/or quantification of the specific chemical compound it contains.

HAZARDS:

This product should only be used by qualified personnel familiar with its potential hazards and trained in the handling of hazardous chemicals. Due care should be exercised to prevent unnecessary human contact or ingestion. All procedures should be carried out in a well-functioning fume hood and suitable gloves, eye protection, and clothing should be worn at all times. Waste should be disposed of according to national and regional regulations. Safety Data Sheets (SDSs) are available upon request.

SYNTHESIS / CHARACTERIZATION:

Where possible, all of our products are synthesized using single-product unambiguous routes. They are then characterized, and their structures and purities confirmed, using a combination of the most relevant techniques, such as NMR, GC/MS, LC/MS/MS, SFC/UV/MS/MS, x-ray crystallography, and melting point. Isotopic purities of mass-labelled compounds are also confirmed using HRGC/HRMS and/or LC/MS/MS.

HOMOGENEITY:

Prior to solution preparation, crystalline material is tested for homogeneity using a variety of techniques (as stated above) and its solubility in a given diluent is taken into consideration. Duplicate solutions of a new product are prepared from the same crystalline lot and, after the addition of an appropriate internal standard, they are compared by GC/MS, LC/MS/MS and/or SFC/UV/MS/MS. The relative response factors of the analyte of interest in each solution are required to be <5% RSD. New solution lots of existing products are compared to older lots in the same manner, which further confirms the homogeneity of the crystalline material as well as the stability and homogeneity of the solutions in the storage containers.

UNCERTAINTY:

The maximum combined relative standard uncertainty of our reference standard solutions is calculated using the following equation:

The combined relative standard uncertainty, $u_c(y)$, of a value y and the uncertainty of the independent parameters x_1, x_2,...x_n on which it depends is:

$$u_c(y(x_1, x_2, ...x_n)) = \sqrt{\sum_{i=1}^{n} u(y, x_i)^2}$$

where x is expressed as a relative standard uncertainty of the individual parameter.

The individual uncertainties taken into account include those associated with weights (calibration of the balance) and volumes (calibration of the volumetric glassware). An expanded maximum combined percent relative uncertainty of ±5% (calculated with a coverage factor of 2 and a level of confidence of 95%) is stated on the Certificate of Analysis for all of our products.

TRACEABILITY:

All reference standard solutions are traceable to specific crystalline lots. The microbalances used for solution preparation are regularly tested by an external ISO/IEC 17025 accredited calibration company. In addition, their calibration is verified prior to each weighing using NIST and/or NRC traceable external weights. All volumetric glassware used is of Class A tolerance and has been tested according to the appropriate ASTM procedures, which are ultimately traceable to NIST. For certain products, traceability to international interlaboratory studies has also been established.

EXPIRY DATE / PERIOD OF VALIDITY:

Ongoing stability studies of this product have demonstrated stability in its composition and concentration, until the specified expiry date, in the unopened ampoule. Monitoring for any degradation or change in concentration of the listed analyte(s) is performed on a routine basis.

LIMITED WARRANTY:

At the time of shipment, all products are warranted to be free of defects in material and workmanship and to conform to the stated technical and purity specifications.

QUALITY MANAGEMENT:

This product was produced using a Quality Management System registered to the latest versions of ISO 9001 by SAI Global, ISO/IEC 17025 by the Canadian Association for Laboratory Accreditation Inc. (CALA; A 1226), and ISO GUIDE 34 by ANSI-ASQ National Accreditation Board (ANAB; AR-1523).

CALA Testing Accreditation No. A1226

ANAB ACCREDITED REFERENCE MATERIAL PRODUCER

For additional information or assistance concerning this or any other products from Wellington Laboratories Inc., please visit our website at www.well-labs.com or contact us directly at info@well-labs.com

Figure 1: **MPFNA; LC/MS Data (TIC and Mass Spectrum)**

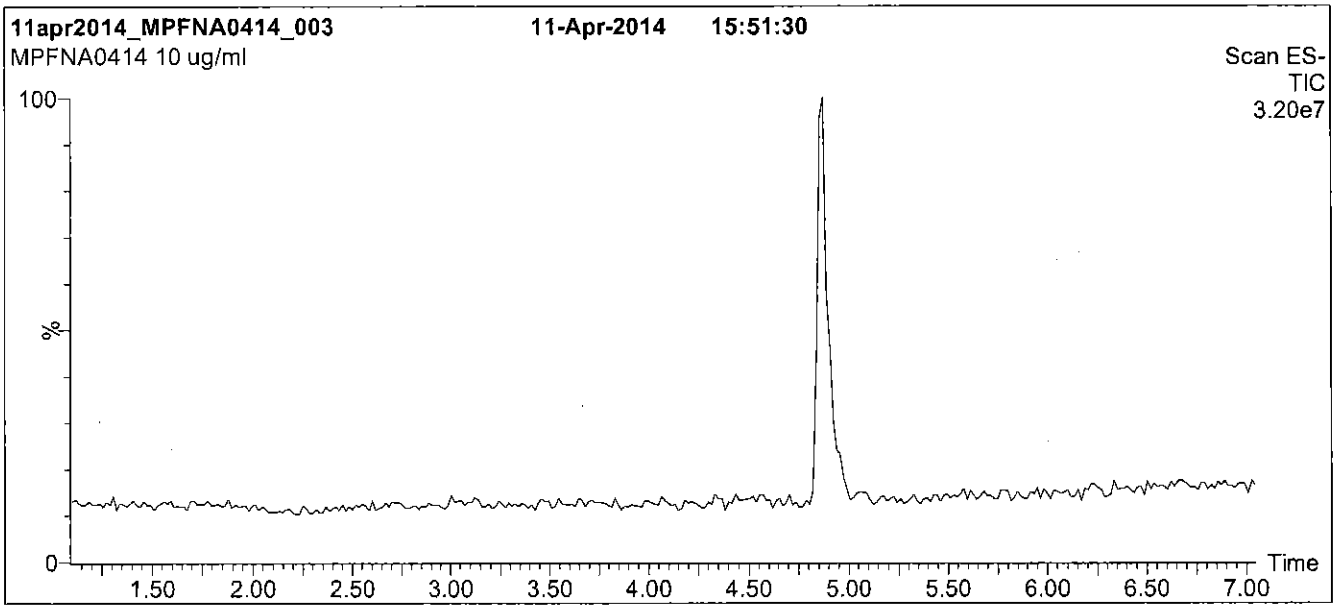

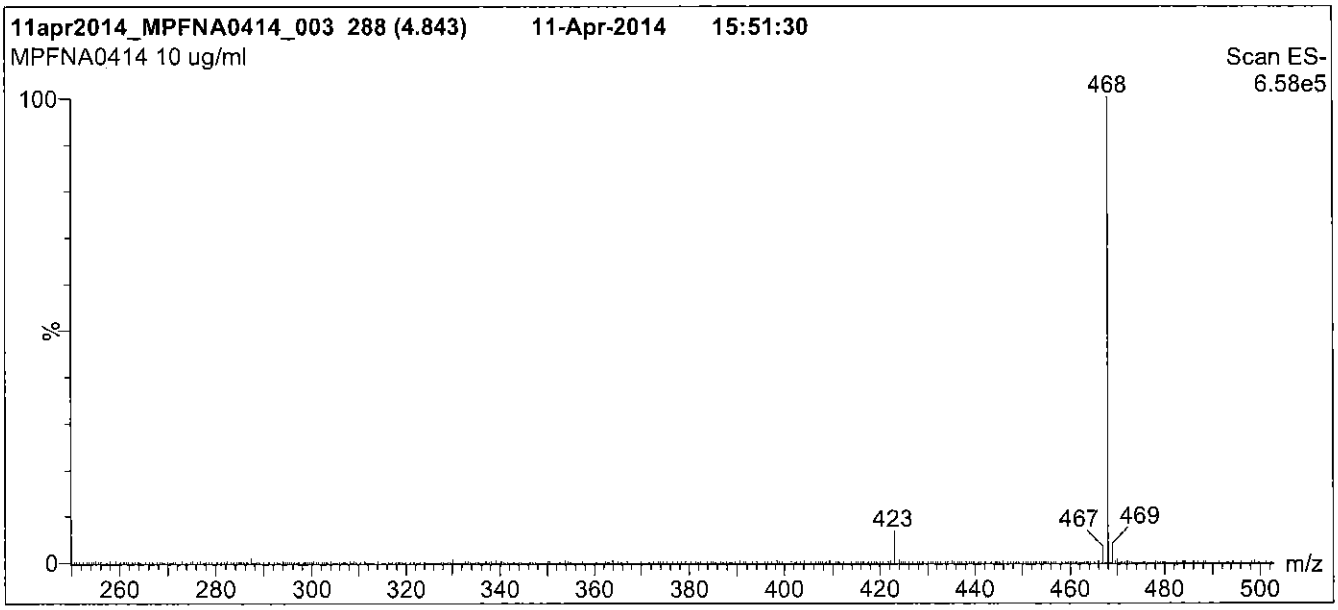

Conditions for Figure 1:

LC: **Waters Acquity Ultra Performance LC**
MS: **Micromass Quattro *micro* API MS**

Chromatographic Conditions

Column: Acquity UPLC BEH Shield RP_{18}
1.7 µm, 2.1 x 100 mm

Mobile phase: Gradient
Start: 50% (80:20 MeOH:ACN) / 50% H_2O
(both with 10 mM NH_4OAc buffer)
Ramp to 90% organic over 7 min and hold for 2 min
before returning to initial conditions in 0.5 min.
Time: 10 min

Flow: 300 µl/min

MS Parameters

Experiment: Full Scan (250 - 850 amu)

Source: Electrospray (negative)
Capillary Voltage (kV) = 2.00
Cone Voltage (V) = 15.00
Cone Gas Flow (l/hr) = 50
Desolvation Gas Flow (l/hr) = 750

Figure 2: **MPFNA; LC/MS/MS Data (Selected MRM Transitions)**

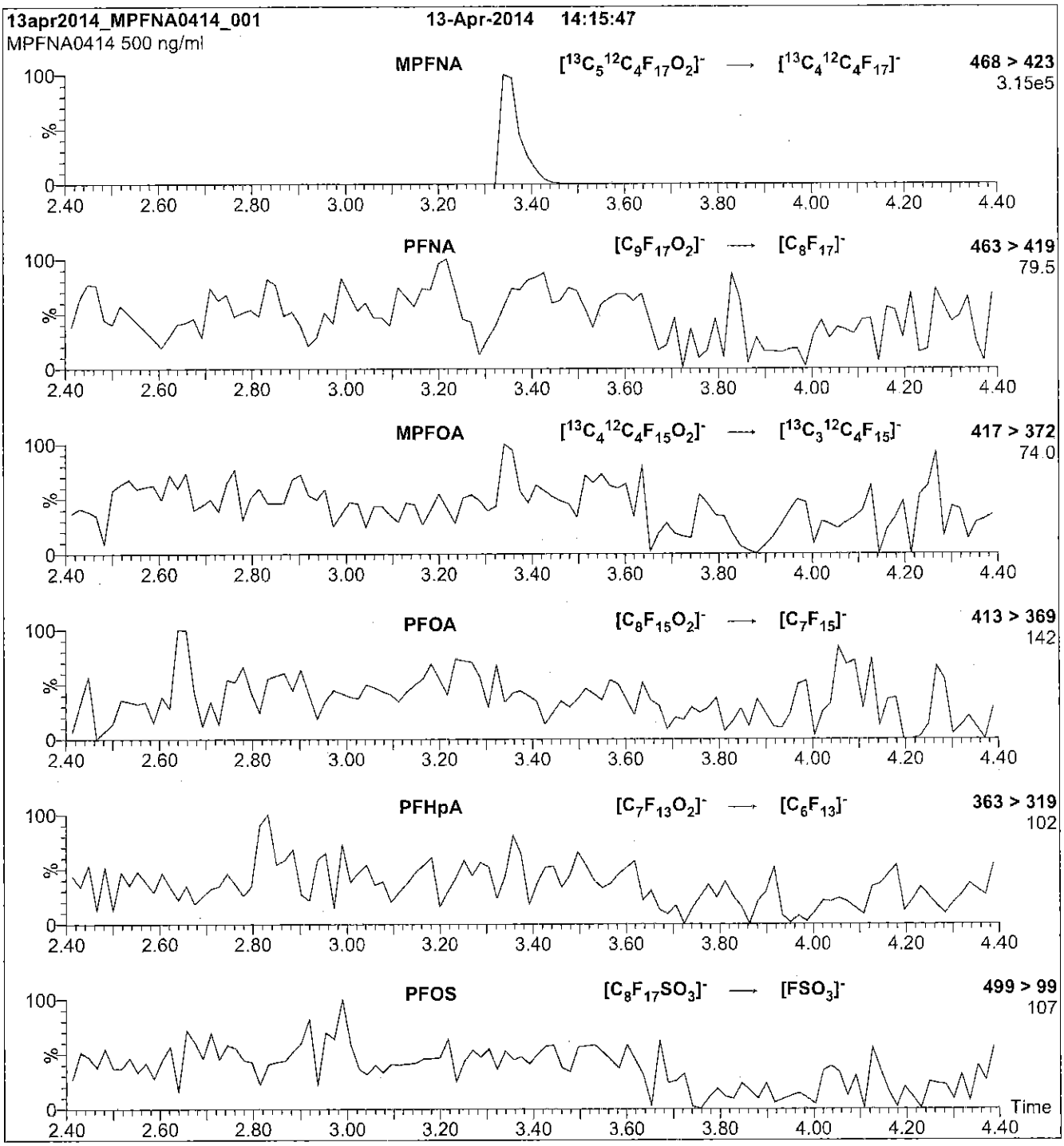

Conditions for Figure 2:

Injection: Direct loop injection
10 µl (500 ng/ml MPFNA)

Mobile phase: Isocratic 80% (80:20 MeOH:ACN) / 20% H_2O
(both with 10 mM NH_4OAc buffer)

Flow: 300 µl/min

MS Parameters

Collision Gas (mbar) = 3.28e-3
Collision Energy (eV) = 11

Reagent

LCMPFOA_00007

V: 9/15/15 BV

WELLINGTON LABORATORIES

CERTIFICATE OF ANALYSIS
DOCUMENTATION

PRODUCT CODE: MPFOA
COMPOUND: Perfluoro-n-[1,2,3,4-$^{13}C_4$]octanoic acid

LOT NUMBER: MPFOA0415

STRUCTURE:

CAS #: Not available

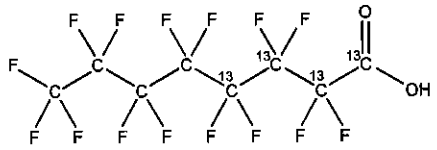

MOLECULAR FORMULA:	$^{13}C_4{}^{12}C_4HF_{15}O_2$	**MOLECULAR WEIGHT:**	418.04
CONCENTRATION:	50 ± 2.5 µg/ml	**SOLVENT(S):**	Methanol Water (<1%)
CHEMICAL PURITY:	>98%	**ISOTOPIC PURITY:**	≥99% ^{13}C ($1,2,3,4$-$^{13}C_4$)
LAST TESTED: (mm/dd/yyyy)	04/10/2015		
EXPIRY DATE: (mm/dd/yyyy)	04/10/2020		
RECOMMENDED STORAGE:	Store ampoule in a cool, dark place		

DOCUMENTATION/ DATA ATTACHED:

Figure 1: LC/MS Data (TIC and Mass Spectrum)
Figure 2: LC/MS/MS Data (Selected MRM Transitions)

ADDITIONAL INFORMATION:

- See page 2 for further details.
- Contains 4 mole eq. of NaOH to prevent conversion of the carboxylic acid to the methyl ester.
- Contains ~ 0.1% of native perfluoro-n-octanoic acid (PFOA).

FOR LABORATORY USE ONLY: NOT FOR HUMAN OR DRUG USE

Certified By: B.G. Chittim **Date:** 04/10/2015 (mm/dd/yyyy)

Wellington Laboratories Inc., 345 Southgate Dr. Guelph ON N1G 3M5 CANADA
519-822-2436 • Fax: 519-822-2849 • info@well-labs.com

INTENDED USE:

The products prepared by Wellington Laboratories Inc. are for laboratory use only. This certified reference material (CRM) was designed to be used as a standard for the identification and/or quantification of the specific chemical compound it contains.

HAZARDS:

This product should only be used by qualified personnel familiar with its potential hazards and trained in the handling of hazardous chemicals. Due care should be exercised to prevent unnecessary human contact or ingestion. All procedures should be carried out in a well-functioning fume hood and suitable gloves, eye protection, and clothing should be worn at all times. Waste should be disposed of according to national and regional regulations. Safety Data Sheets (SDSs) are available upon request.

SYNTHESIS / CHARACTERIZATION:

Where possible, all of our products are synthesized using single-product unambiguous routes. They are then characterized, and their structures and purities confirmed, using a combination of the most relevant techniques, such as NMR, GC/MS, LC/MS/MS, SFC/UV/MS/MS, x-ray crystallography, and melting point. Isotopic purities of mass-labelled compounds are also confirmed using HRGC/HRMS and/or LC/MS/MS.

HOMOGENEITY:

Prior to solution preparation, crystalline material is tested for homogeneity using a variety of techniques (as stated above) and its solubility in a given diluent is taken into consideration. Duplicate solutions of a new product are prepared from the same crystalline lot and, after the addition of an appropriate internal standard, they are compared by GC/MS, LC/MS/MS and/or SFC/UV/MS/MS. The relative response factors of the analyte of interest in each solution are required to be <5% RSD. New solution lots of existing products are compared to older lots in the same manner, which further confirms the homogeneity of the crystalline material as well as the stability and homogeneity of the solutions in the storage containers.

UNCERTAINTY:

The maximum combined relative standard uncertainty of our reference standard solutions is calculated using the following equation:

The combined relative standard uncertainty, $u_c(y)$, of a value y and the uncertainty of the independent parameters $x_1, x_2, \ldots x_n$ on which it depends is:

$$u_c(y(x_1, x_2, \ldots x_n)) = \sqrt{\sum_{i=1}^{n} u(y, x_i)^2}$$

where x is expressed as a relative standard uncertainty of the individual parameter.

The individual uncertainties taken into account include those associated with weights (calibration of the balance) and volumes (calibration of the volumetric glassware). An expanded maximum combined percent relative uncertainty of ±5% (calculated with a coverage factor of 2 and a level of confidence of 95%) is stated on the Certificate of Analysis for all of our products.

TRACEABILITY:

All reference standard solutions are traceable to specific crystalline lots. The microbalances used for solution preparation are regularly tested by an external ISO/IEC 17025 accredited calibration company. In addition, their calibration is verified prior to each weighing using NIST and/or NRC traceable external weights. All volumetric glassware used is of Class A tolerance and has been tested according to the appropriate ASTM procedures, which are ultimately traceable to NIST. For certain products, traceability to international interlaboratory studies has also been established.

EXPIRY DATE / PERIOD OF VALIDITY:

Ongoing stability studies of this product have demonstrated stability in its composition and concentration, until the specified expiry date, in the unopened ampoule. Monitoring for any degradation or change in concentration of the listed analyte(s) is performed on a routine basis.

LIMITED WARRANTY:

At the time of shipment, all products are warranted to be free of defects in material and workmanship and to conform to the stated technical and purity specifications.

QUALITY MANAGEMENT:

This product was produced using a Quality Management System registered to the latest versions of ISO 9001 by SAI Global, ISO/IEC 17025 by the Canadian Association for Laboratory Accreditation Inc. (CALA; A 1226), and ISO GUIDE 34 by ANSI-ASQ National Accreditation Board (ANAB; AR-1523).

CALA Testing Accreditation No. A1226

ANAB ACCREDITED ISO GUIDE 34 REFERENCE MATERIAL PRODUCER

For additional information or assistance concerning this or any other products from Wellington Laboratories Inc., please visit our website at www.well-labs.com or contact us directly at info@well-labs.com

Figure 1: **MPFOA; LC/MS Data (TIC and Mass Spectrum)**

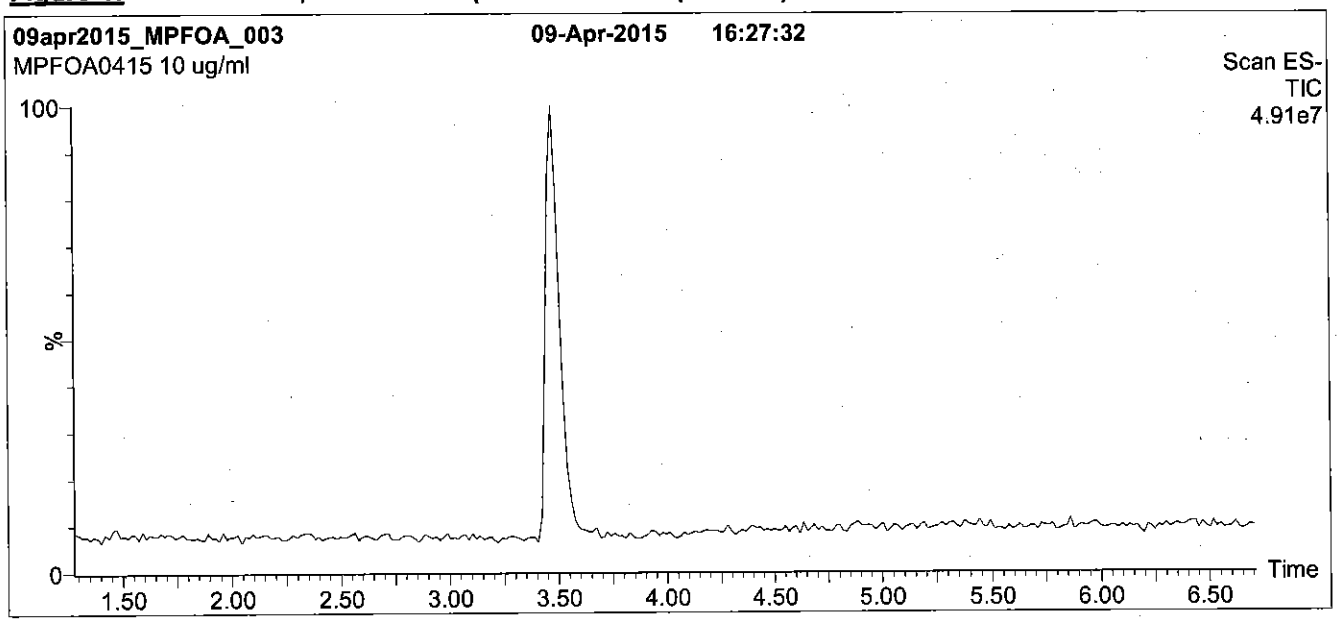

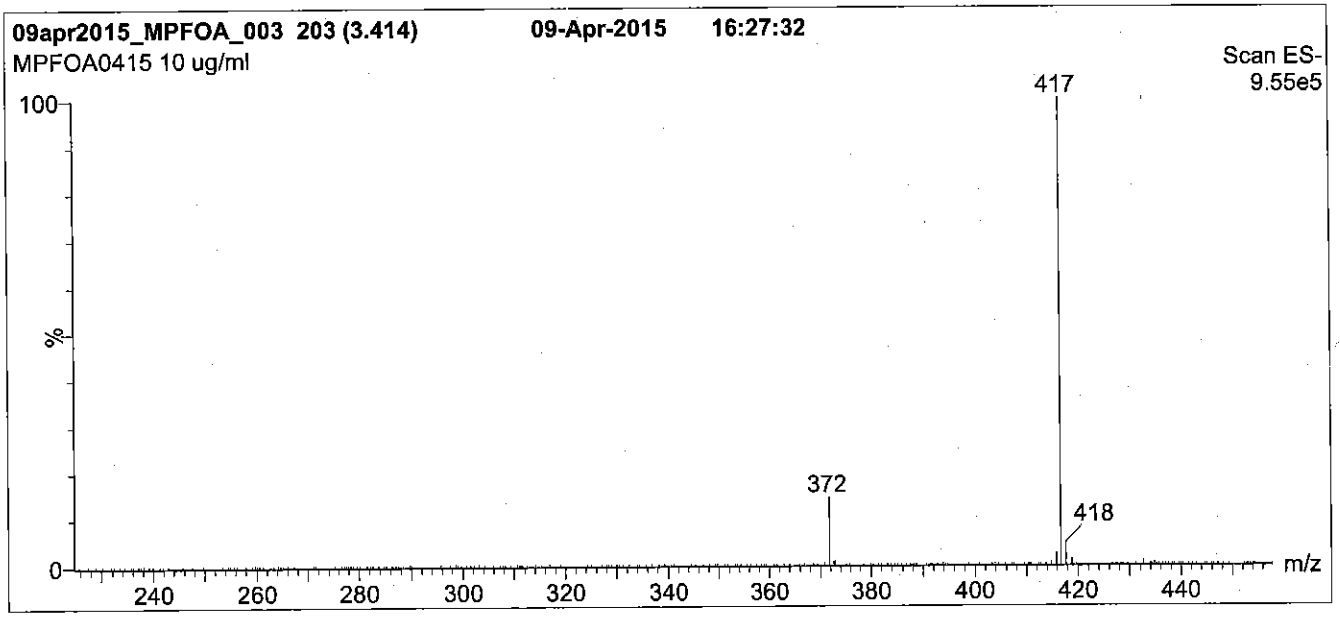

Conditions for Figure 1:

LC: **Waters Acquity Ultra Performance LC**
MS: **Micromass Quattro *micro* API MS**

Chromatographic Conditions

Column: Acquity UPLC BEH Shield RP_{18}
1.7 µm, 2.1 x 100 mm

Mobile phase: Gradient
Start: 50% (80:20 MeOH:ACN) / 50% H_2O
(both with 10 mM NH_4OAc buffer)
Ramp to 90% organic over 7 min and hold for 2 min
before returning to initial conditions in 0.5 min.
Time: 10 min

Flow: 300 µl/min

MS Parameters

Experiment: Full Scan (225 - 850 amu)

Source: Electrospray (negative)
Capillary Voltage (kV) = 2.00
Cone Voltage (V) = 15.00
Cone Gas Flow (l/hr) = 100
Desolvation Gas Flow (l/hr) = 750

Figure 2: **MPFOA; LC/MS/MS Data (Selected MRM Transitions)**

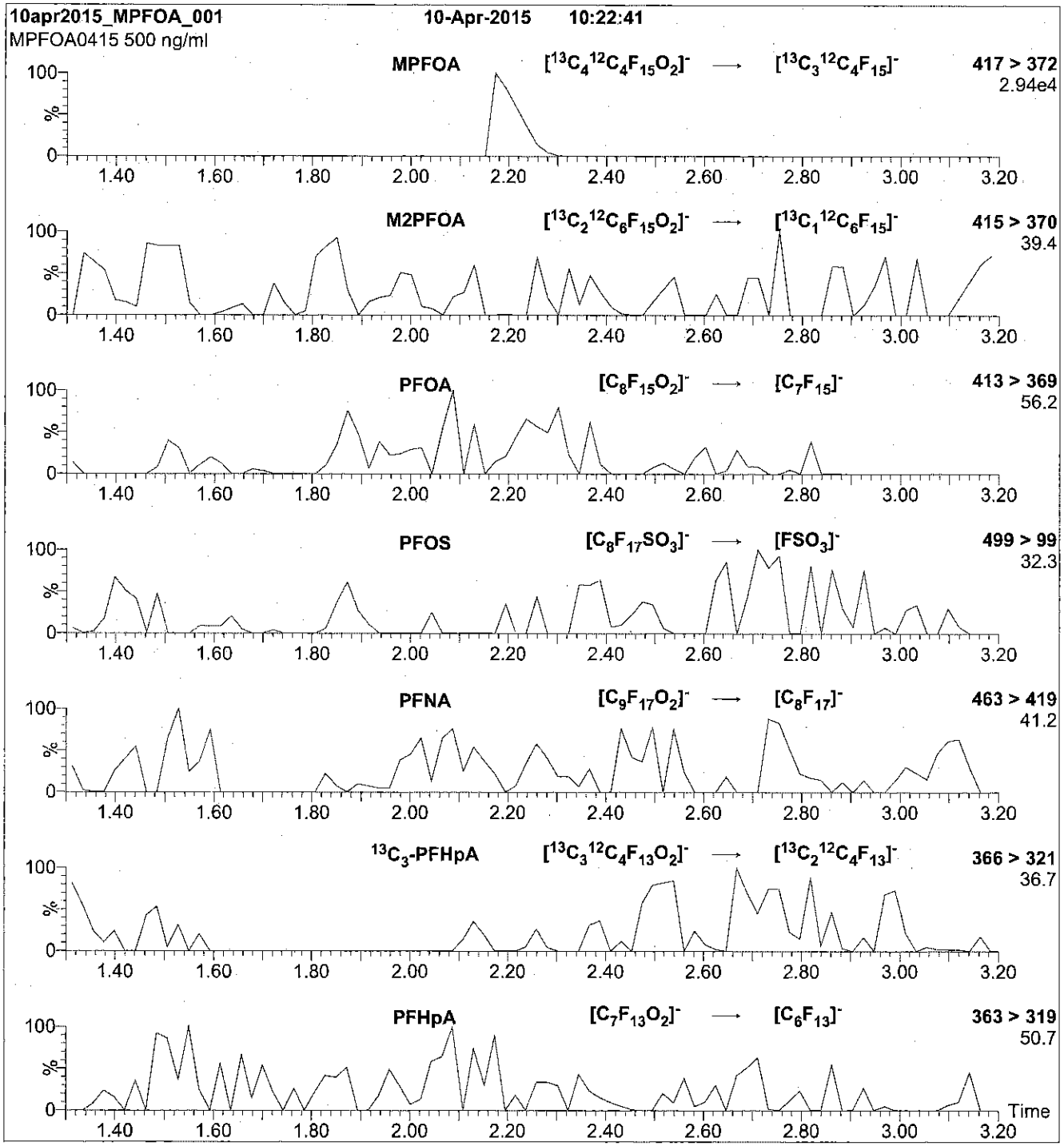

Conditions for Figure 2:

Injection: Direct loop injection
10 µl (500 ng/ml MPFOA)

Mobile phase: Isocratic 80% (80:20 MeOH:ACN) / 20% H_2O
(both with 10 mM NH_4OAc buffer)

Flow: 300 µl/min

MS Parameters

Collision Gas (mbar) = 3.24e-3
Collision Energy (eV) = 11

Reagent

LCMPFOA_00008

572885
ID: LCMPFOA_00008
Exp 04/10/20 Prpd: CBW
13C4-Perfluorooctanoic ac

R: 1/25/16
S:

WELLINGTON LABORATORIES

CERTIFICATE OF ANALYSIS
DOCUMENTATION

PRODUCT CODE: MPFOA
LOT NUMBER: MPFOA0415
COMPOUND: Perfluoro-n-[1,2,3,4-$^{13}C_4$]octanoic acid

STRUCTURE:
CAS #: Not available

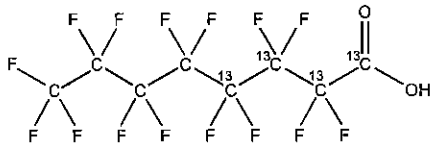

MOLECULAR FORMULA:	$^{13}C_4{}^{12}C_4HF_{15}O_2$	**MOLECULAR WEIGHT:**	418.04
CONCENTRATION:	50 ± 2.5 µg/ml	**SOLVENT(S):**	Methanol Water (<1%)
CHEMICAL PURITY:	>98%	**ISOTOPIC PURITY:**	≥99% ^{13}C (1,2,3,4-$^{13}C_4$)
LAST TESTED: (mm/dd/yyyy)	04/10/2015		
EXPIRY DATE: (mm/dd/yyyy)	04/10/2020		
RECOMMENDED STORAGE:	Store ampoule in a cool, dark place		

DOCUMENTATION/ DATA ATTACHED:

Figure 1: LC/MS Data (TIC and Mass Spectrum)
Figure 2: LC/MS/MS Data (Selected MRM Transitions)

ADDITIONAL INFORMATION:

- See page 2 for further details.
- Contains 4 mole eq. of NaOH to prevent conversion of the carboxylic acid to the methyl ester.
- Contains ~ 0.1% of native perfluoro-n-octanoic acid (PFOA).

FOR LABORATORY USE ONLY: NOT FOR HUMAN OR DRUG USE

Certified By: B.G. Chittim **Date:** 04/10/2015 (mm/dd/yyyy)

Wellington Laboratories Inc., 345 Southgate Dr. Guelph ON N1G 3M5 CANADA
519-822-2436 • Fax: 519-822-2849 • info@well-labs.com

INTENDED USE:

The products prepared by Wellington Laboratories Inc. are for laboratory use only. This certified reference material (CRM) was designed to be used as a standard for the identification and/or quantification of the specific chemical compound it contains.

HAZARDS:

This product should only be used by qualified personnel familiar with its potential hazards and trained in the handling of hazardous chemicals. Due care should be exercised to prevent unnecessary human contact or ingestion. All procedures should be carried out in a well-functioning fume hood and suitable gloves, eye protection, and clothing should be worn at all times. Waste should be disposed of according to national and regional regulations. Safety Data Sheets (SDSs) are available upon request.

SYNTHESIS / CHARACTERIZATION:

Where possible, all of our products are synthesized using single-product unambiguous routes. They are then characterized, and their structures and purities confirmed, using a combination of the most relevant techniques, such as NMR, GC/MS, LC/MS/MS, SFC/UV/MS/MS, x-ray crystallography, and melting point. Isotopic purities of mass-labelled compounds are also confirmed using HRGC/HRMS and/or LC/MS/MS.

HOMOGENEITY:

Prior to solution preparation, crystalline material is tested for homogeneity using a variety of techniques (as stated above) and its solubility in a given diluent is taken into consideration. Duplicate solutions of a new product are prepared from the same crystalline lot and, after the addition of an appropriate internal standard, they are compared by GC/MS, LC/MS/MS and/or SFC/UV/MS/MS. The relative response factors of the analyte of interest in each solution are required to be <5% RSD. New solution lots of existing products are compared to older lots in the same manner, which further confirms the homogeneity of the crystalline material as well as the stability and homogeneity of the solutions in the storage containers.

UNCERTAINTY:

The maximum combined relative standard uncertainty of our reference standard solutions is calculated using the following equation:

The combined relative standard uncertainty, $u_c(y)$, of a value y and the uncertainty of the independent parameters x_1, x_2,...x_n on which it depends is:

$$u_c(y(x_1, x_2, \ldots x_n)) = \sqrt{\sum_{i=1}^{n} u(y, x_i)^2}$$

where x is expressed as a relative standard uncertainty of the individual parameter.

The individual uncertainties taken into account include those associated with weights (calibration of the balance) and volumes (calibration of the volumetric glassware). An expanded maximum combined percent relative uncertainty of ±5% (calculated with a coverage factor of 2 and a level of confidence of 95%) is stated on the Certificate of Analysis for all of our products.

TRACEABILITY:

All reference standard solutions are traceable to specific crystalline lots. The microbalances used for solution preparation are regularly tested by an external ISO/IEC 17025 accredited calibration company. In addition, their calibration is verified prior to each weighing using NIST and/or NRC traceable external weights. All volumetric glassware used is of Class A tolerance and has been tested according to the appropriate ASTM procedures, which are ultimately traceable to NIST. For certain products, traceability to international interlaboratory studies has also been established.

EXPIRY DATE / PERIOD OF VALIDITY:

Ongoing stability studies of this product have demonstrated stability in its composition and concentration, until the specified expiry date, in the unopened ampoule. Monitoring for any degradation or change in concentration of the listed analyte(s) is performed on a routine basis.

LIMITED WARRANTY:

At the time of shipment, all products are warranted to be free of defects in material and workmanship and to conform to the stated technical and purity specifications.

QUALITY MANAGEMENT:

This product was produced using a Quality Management System registered to the latest versions of ISO 9001 by SAI Global, ISO/IEC 17025 by the Canadian Association for Laboratory Accreditation Inc. (CALA; A 1226), and ISO GUIDE 34 by ANSI-ASQ National Accreditation Board (ANAB; AR-1523).

CALA

ANAB ACCREDITED ISO 17034 REFERENCE MATERIAL PRODUCER

For additional information or assistance concerning this or any other products from Wellington Laboratories Inc., please visit our website at www.well-labs.com or contact us directly at info@well-labs.com

Figure 1: **MPFOA; LC/MS Data (TIC and Mass Spectrum)**

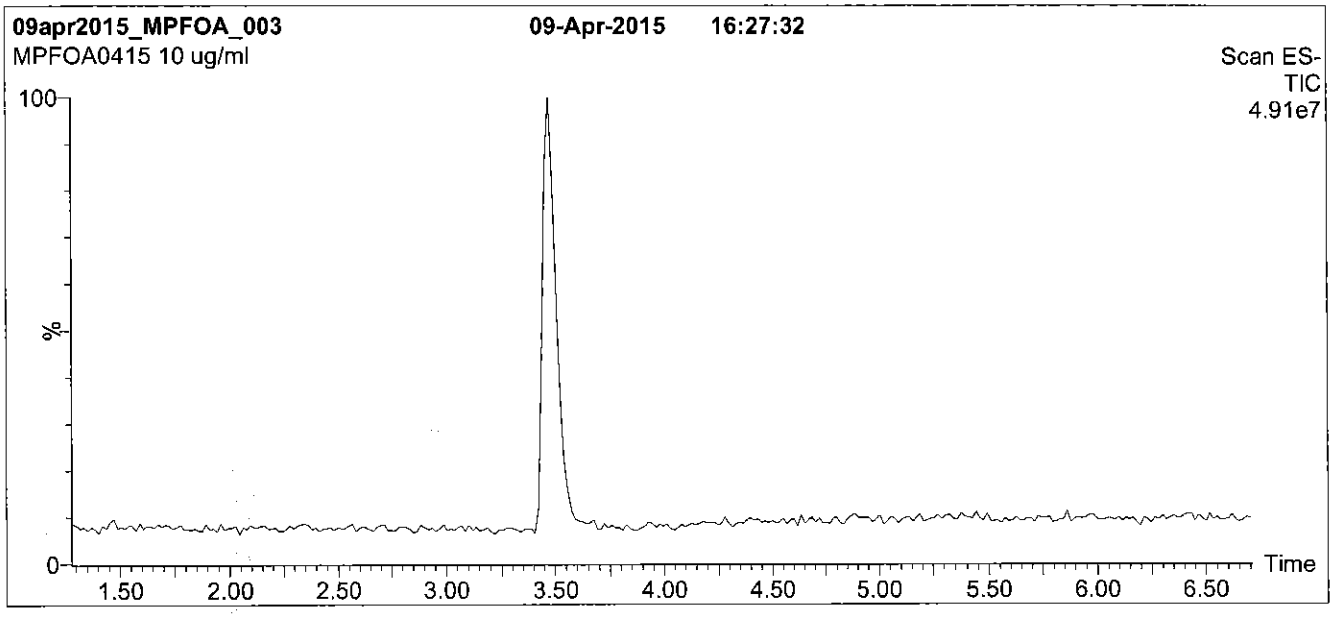

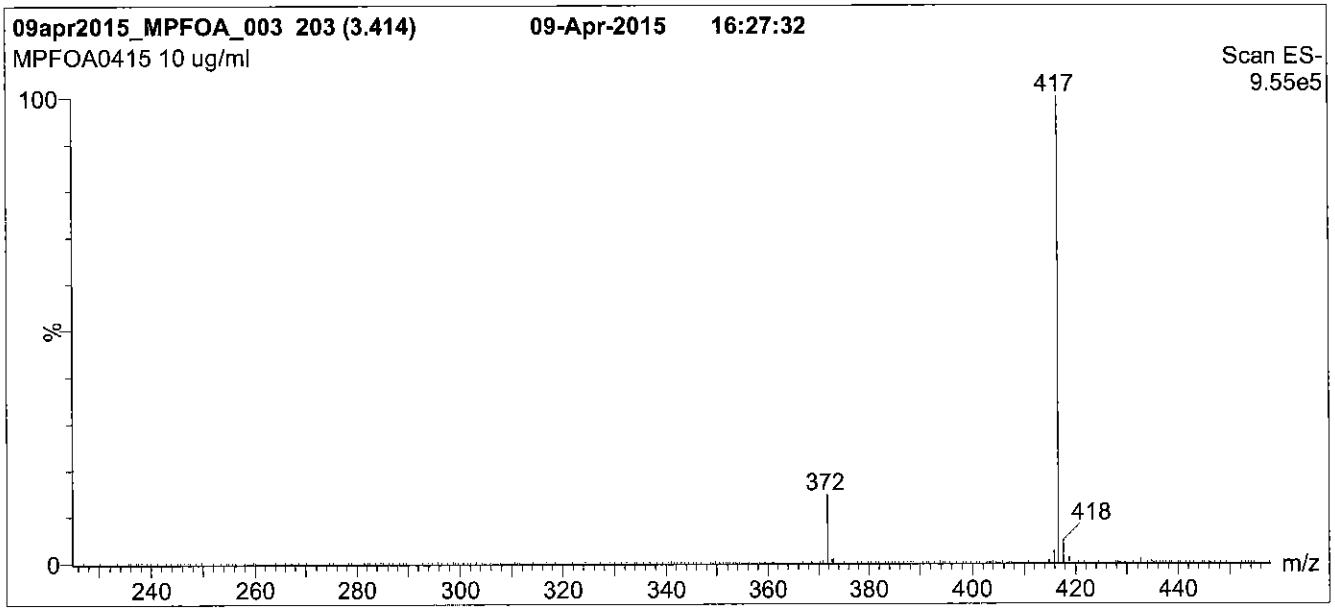

Conditions for Figure 1:

LC: **Waters Acquity Ultra Performance LC**
MS: **Micromass Quattro *micro* API MS**

Chromatographic Conditions

Column: Acquity UPLC BEH Shield RP_{18}
1.7 µm, 2.1 x 100 mm

Mobile phase: Gradient
Start: 50% (80:20 MeOH:ACN) / 50% H_2O
(both with 10 mM NH_4OAc buffer)
Ramp to 90% organic over 7 min and hold for 2 min
before returning to initial conditions in 0.5 min.
Time: 10 min

Flow: 300 µl/min

MS Parameters

Experiment: Full Scan (225 - 850 amu)

Source: Electrospray (negative)
Capillary Voltage (kV) = 2.00
Cone Voltage (V) = 15.00
Cone Gas Flow (l/hr) = 100
Desolvation Gas Flow (l/hr) = 750

Figure 2: **MPFOA; LC/MS/MS Data (Selected MRM Transitions)**

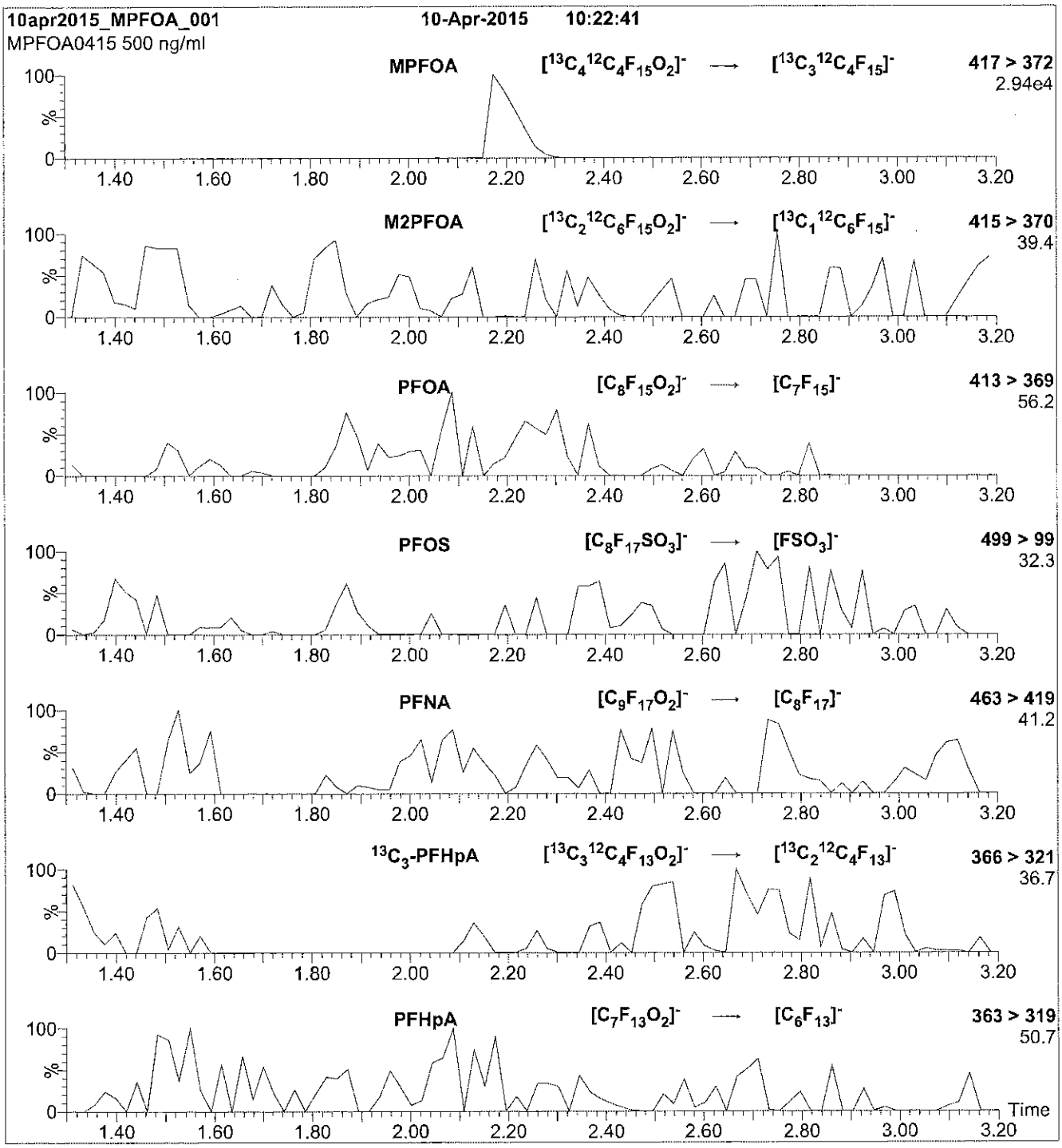

Conditions for Figure 2:

Injection: Direct loop injection
10 µl (500 ng/ml MPFOA)

Mobile phase: Isocratic 80% (80:20 MeOH:ACN) / 20% H_2O
(both with 10 mM NH_4OAc buffer)

Flow: 300 µl/min

MS Parameters

Collision Gas (mbar) = 3.24e-3
Collision Energy (eV) = 11

Reagent

LCMPFOA_00009

591145
ID: LCMPFOA_00009
Exp: 01/22/21 Prpd: CBW
13C4-Perfluorooctanoic ac

R: 3/3/16 CBW

WELLINGTON LABORATORIES

CERTIFICATE OF ANALYSIS
DOCUMENTATION

PRODUCT CODE: MPFOA
COMPOUND: Perfluoro-n-[1,2,3,4-$^{13}C_4$]octanoic acid

LOT NUMBER: MPFOA0116

STRUCTURE:

CAS #: Not available

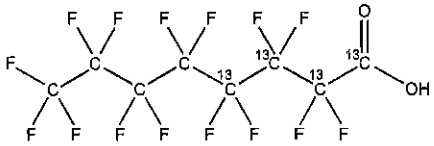

MOLECULAR FORMULA:	$^{13}C_4{}^{12}C_4HF_{15}O_2$	**MOLECULAR WEIGHT:**	418.04
CONCENTRATION:	50 ± 2.5 µg/ml	**SOLVENT(S):**	Methanol Water (<1%)
CHEMICAL PURITY:	>98%	**ISOTOPIC PURITY:**	≥99% ^{13}C ($1,2,3,4$-$^{13}C_4$)
LAST TESTED: (mm/dd/yyyy)	01/22/2016		
EXPIRY DATE: (mm/dd/yyyy)	01/22/2021		
RECOMMENDED STORAGE:	Store ampoule in a cool, dark place		

DOCUMENTATION/ DATA ATTACHED:

Figure 1: LC/MS Data (TIC and Mass Spectrum)
Figure 2: LC/MS/MS Data (Selected MRM Transitions)

ADDITIONAL INFORMATION:

- See page 2 for further details.
- Contains 4 mole eq. of NaOH to prevent conversion of the carboxylic acid to the methyl ester.
- Contains ~ 0.1% of native perfluoro-n-octanoic acid (PFOA).

FOR LABORATORY USE ONLY: NOT FOR HUMAN OR DRUG USE

Certified By: B.G. Chittim **Date:** 02/01/2016 (mm/dd/yyyy)

Wellington Laboratories Inc., 345 Southgate Dr. Guelph ON N1G 3M5 CANADA
519-822-2436 • Fax: 519-822-2849 • info@well-labs.com

INTENDED USE:

The products prepared by Wellington Laboratories Inc. are for laboratory use only. This certified reference material (CRM) was designed to be used as a standard for the identification and/or quantification of the specific chemical compound it contains.

HAZARDS:

This product should only be used by qualified personnel familiar with its potential hazards and trained in the handling of hazardous chemicals. Due care should be exercised to prevent unnecessary human contact or ingestion. All procedures should be carried out in a well-functioning fume hood and suitable gloves, eye protection, and clothing should be worn at all times. Waste should be disposed of according to national and regional regulations. Safety Data Sheets (SDSs) are available upon request.

SYNTHESIS / CHARACTERIZATION:

Where possible, all of our products are synthesized using single-product unambiguous routes. They are then characterized, and their structures and purities confirmed, using a combination of the most relevant techniques, such as NMR, GC/MS, LC/MS/MS, SFC/UV/MS/MS, x-ray crystallography, and melting point. Isotopic purities of mass-labelled compounds are also confirmed using HRGC/HRMS and/or LC/MS/MS.

HOMOGENEITY:

Prior to solution preparation, crystalline material is tested for homogeneity using a variety of techniques (as stated above) and its solubility in a given diluent is taken into consideration. Duplicate solutions of a new product are prepared from the same crystalline lot and, after the addition of an appropriate internal standard, they are compared by GC/MS, LC/MS/MS and/or SFC/UV/MS/MS. The relative response factors of the analyte of interest in each solution are required to be <5% RSD. New solution lots of existing products are compared to older lots in the same manner, which further confirms the homogeneity of the crystalline material as well as the stability and homogeneity of the solutions in the storage containers.

UNCERTAINTY:

The maximum combined relative standard uncertainty of our reference standard solutions is calculated using the following equation:

The combined relative standard uncertainty, $u_c(y)$, of a value y and the uncertainty of the independent parameters $x_1, x_2, \ldots x_n$ on which it depends is:

$$u_c(y(x_1, x_2, \ldots x_n)) = \sqrt{\sum_{i=1}^{n} u(y, x_i)^2}$$

where x is expressed as a relative standard uncertainty of the individual parameter.

The individual uncertainties taken into account include those associated with weights (calibration of the balance) and volumes (calibration of the volumetric glassware). An expanded maximum combined percent relative uncertainty of ±5% (calculated with a coverage factor of 2 and a level of confidence of 95%) is stated on the Certificate of Analysis for all of our products.

TRACEABILITY:

All reference standard solutions are traceable to specific crystalline lots. The microbalances used for solution preparation are regularly tested by an external ISO/IEC 17025 accredited calibration company. In addition, their calibration is verified prior to each weighing using NIST and/or NRC traceable external weights. All volumetric glassware used is of Class A tolerance and has been tested according to the appropriate ASTM procedures, which are ultimately traceable to NIST. For certain products, traceability to international interlaboratory studies has also been established.

EXPIRY DATE / PERIOD OF VALIDITY:

Ongoing stability studies of this product have demonstrated stability in its composition and concentration, until the specified expiry date, in the unopened ampoule. Monitoring for any degradation or change in concentration of the listed analyte(s) is performed on a routine basis.

LIMITED WARRANTY:

At the time of shipment, all products are warranted to be free of defects in material and workmanship and to conform to the stated technical and purity specifications.

QUALITY MANAGEMENT:

This product was produced using a Quality Management System registered to the latest versions of ISO 9001 by SAI Global, ISO/IEC 17025 by the Canadian Association for Laboratory Accreditation Inc. (CALA; A 1226), and ISO GUIDE 34 by ANSI-ASQ National Accreditation Board (ANAB; AR-1523).

CALA

ANAB ACCREDITED

For additional information or assistance concerning this or any other products from Wellington Laboratories Inc., please visit our website at www.well-labs.com or contact us directly at info@well-labs.com

Figure 1: **MPFOA; LC/MS Data (TIC and Mass Spectrum)**

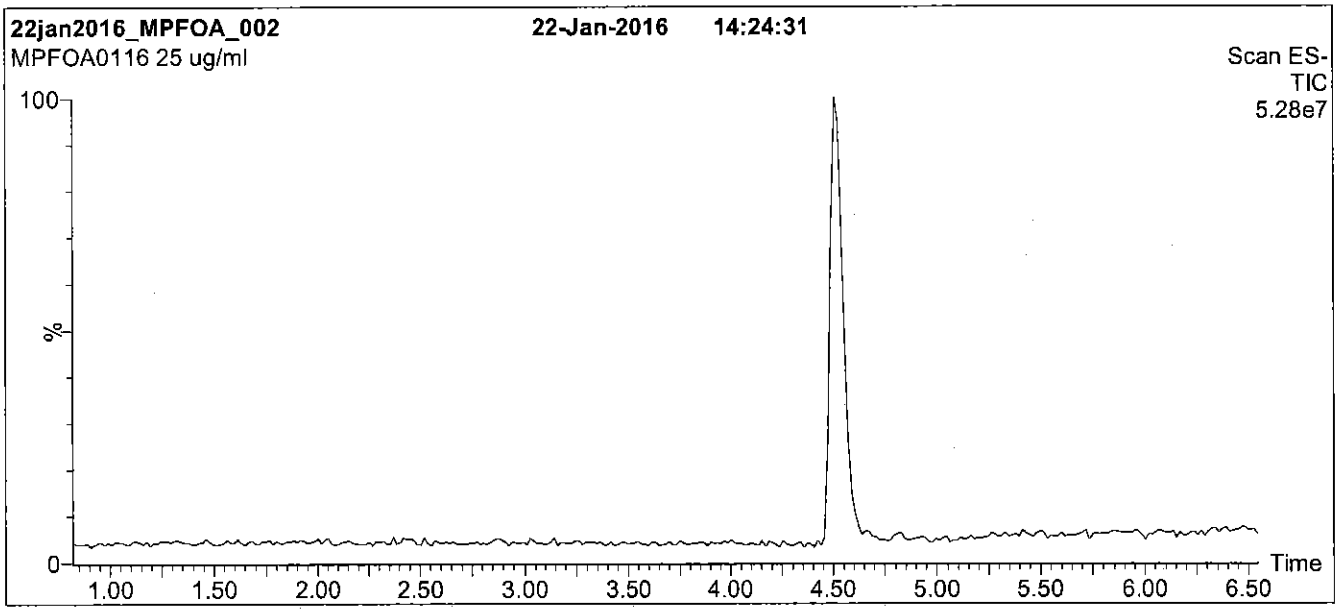

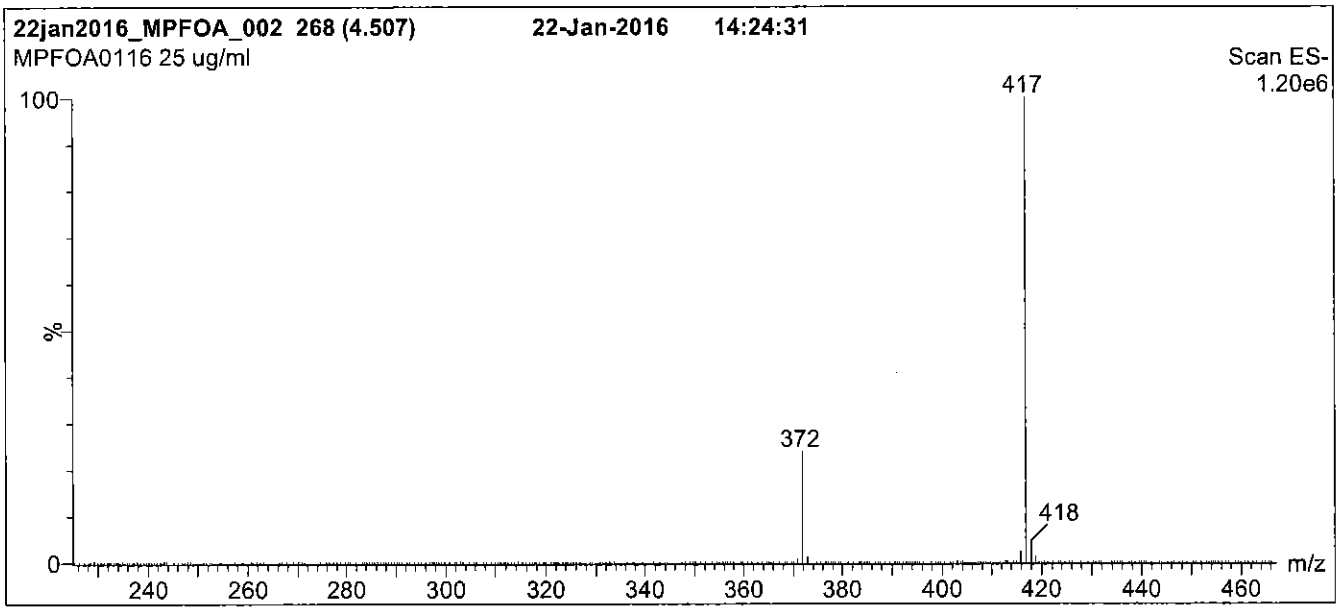

Conditions for Figure 1:

LC: **Waters Acquity Ultra Performance LC**
MS: **Micromass Quattro *micro* API MS**

Chromatographic Conditions

Column: Acquity UPLC BEH Shield RP_{18}
1.7 µm, 2.1 x 100 mm

Mobile phase: Gradient
Start: 55% (80:20 MeOH:ACN) / 45% H_2O
(both with 10 mM NH_4OAc buffer)
Ramp to 90% organic over 7 min and hold for 2 min
before returning to initial conditions in 0.5 min.
Time: 10 min

Flow: 300 µl/min

MS Parameters

Experiment: Full Scan (225 - 850 amu)

Source: Electrospray (negative)
Capillary Voltage (kV) = 3.00
Cone Voltage (V) = 15.00
Cone Gas Flow (l/hr) = 100
Desolvation Gas Flow (l/hr) = 750

Figure 2: **MPFOA; LC/MS/MS Data (Selected MRM Transitions)**

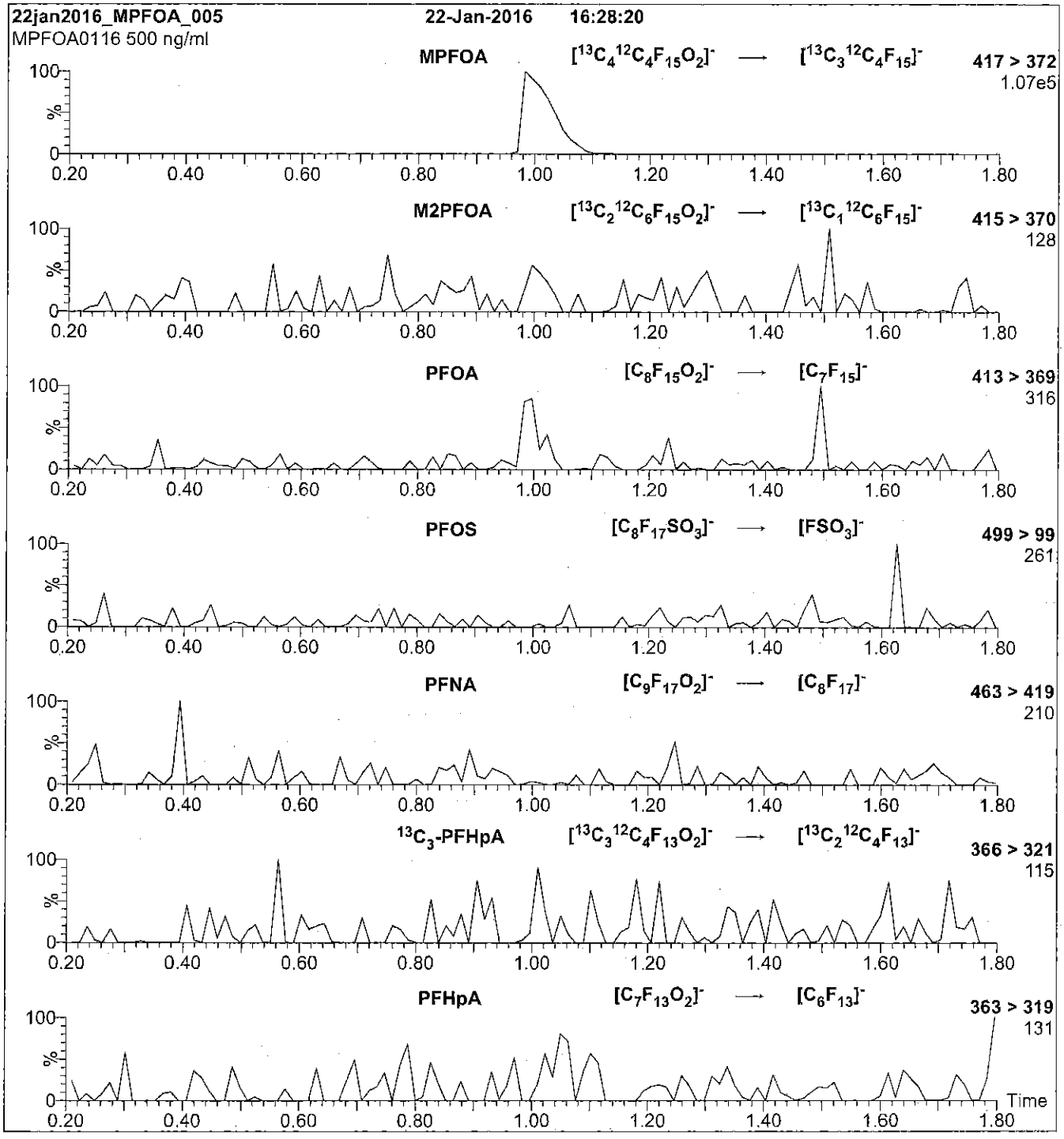

Conditions for Figure 2:

Injection: Direct loop injection
10 µl (500 ng/ml MPFOA)

Mobile phase: Isocratic 80% (80:20 MeOH:ACN) / 20% H_2O
(both with 10 mM NH_4OAc buffer)

Flow: 300 µl/min

MS Parameters

Collision Gas (mbar) = 3.58e-3
Collision Energy (eV) = 10

Reagent

LCMPFOA_00010

609713
ID: LCMPFOA_00010
Exp: 01/22/21 Prpd: CBW
13C4-Perfluorooctanoic ac

R: 4/7/16 CBW

WELLINGTON LABORATORIES

CERTIFICATE OF ANALYSIS
DOCUMENTATION

PRODUCT CODE: MPFOA
COMPOUND: Perfluoro-n-[1,2,3,4-$^{13}C_4$]octanoic acid

LOT NUMBER: MPFOA0116

STRUCTURE:

CAS #: Not available

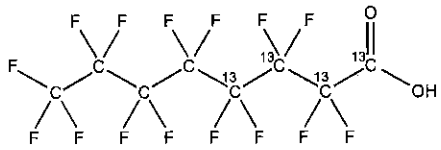

MOLECULAR FORMULA:	$^{13}C_4{}^{12}C_4HF_{15}O_2$	**MOLECULAR WEIGHT:**	418.04
CONCENTRATION:	50 ± 2.5 µg/ml	**SOLVENT(S):**	Methanol Water (<1%)
CHEMICAL PURITY:	>98%	**ISOTOPIC PURITY:**	≥99% ^{13}C ($1,2,3,4$-$^{13}C_4$)
LAST TESTED: (mm/dd/yyyy)	01/22/2016		
EXPIRY DATE: (mm/dd/yyyy)	01/22/2021		
RECOMMENDED STORAGE:	Store ampoule in a cool, dark place		

DOCUMENTATION/ DATA ATTACHED:

Figure 1: LC/MS Data (TIC and Mass Spectrum)
Figure 2: LC/MS/MS Data (Selected MRM Transitions)

ADDITIONAL INFORMATION:

- See page 2 for further details.
- Contains 4 mole eq. of NaOH to prevent conversion of the carboxylic acid to the methyl ester.
- Contains ~ 0.1% of native perfluoro-n-octanoic acid (PFOA).

FOR LABORATORY USE ONLY: NOT FOR HUMAN OR DRUG USE

Certified By: B.G. Chittim **Date:** 02/01/2016 (mm/dd/yyyy)

Wellington Laboratories Inc., 345 Southgate Dr. Guelph ON N1G 3M5 CANADA
519-822-2436 • Fax: 519-822-2849 • info@well-labs.com

INTENDED USE:

The products prepared by Wellington Laboratories Inc. are for laboratory use only. This certified reference material (CRM) was designed to be used as a standard for the identification and/or quantification of the specific chemical compound it contains.

HAZARDS:

This product should only be used by qualified personnel familiar with its potential hazards and trained in the handling of hazardous chemicals. Due care should be exercised to prevent unnecessary human contact or ingestion. All procedures should be carried out in a well-functioning fume hood and suitable gloves, eye protection, and clothing should be worn at all times. Waste should be disposed of according to national and regional regulations. Safety Data Sheets (SDSs) are available upon request.

SYNTHESIS / CHARACTERIZATION:

Where possible, all of our products are synthesized using single-product unambiguous routes. They are then characterized, and their structures and purities confirmed, using a combination of the most relevant techniques, such as NMR, GC/MS, LC/MS/MS, SFC/UV/MS/MS, x-ray crystallography, and melting point. Isotopic purities of mass-labelled compounds are also confirmed using HRGC/HRMS and/or LC/MS/MS.

HOMOGENEITY:

Prior to solution preparation, crystalline material is tested for homogeneity using a variety of techniques (as stated above) and its solubility in a given diluent is taken into consideration. Duplicate solutions of a new product are prepared from the same crystalline lot and, after the addition of an appropriate internal standard, they are compared by GC/MS, LC/MS/MS and/or SFC/UV/MS/MS. The relative response factors of the analyte of interest in each solution are required to be <5% RSD. New solution lots of existing products are compared to older lots in the same manner, which further confirms the homogeneity of the crystalline material as well as the stability and homogeneity of the solutions in the storage containers.

UNCERTAINTY:

The maximum combined relative standard uncertainty of our reference standard solutions is calculated using the following equation:

The combined relative standard uncertainty, $u_c(y)$, of a value y and the uncertainty of the independent parameters $x_1, x_2, \ldots x_n$ on which it depends is:

$$u_c(y(x_1, x_2, \ldots x_n)) = \sqrt{\sum_{i=1}^{n} u(y, x_i)^2}$$

where x is expressed as a relative standard uncertainty of the individual parameter.

The individual uncertainties taken into account include those associated with weights (calibration of the balance) and volumes (calibration of the volumetric glassware). An expanded maximum combined percent relative uncertainty of ±5% (calculated with a coverage factor of 2 and a level of confidence of 95%) is stated on the Certificate of Analysis for all of our products.

TRACEABILITY:

All reference standard solutions are traceable to specific crystalline lots. The microbalances used for solution preparation are regularly tested by an external ISO/IEC 17025 accredited calibration company. In addition, their calibration is verified prior to each weighing using NIST and/or NRC traceable external weights. All volumetric glassware used is of Class A tolerance and has been tested according to the appropriate ASTM procedures, which are ultimately traceable to NIST. For certain products, traceability to international interlaboratory studies has also been established.

EXPIRY DATE / PERIOD OF VALIDITY:

Ongoing stability studies of this product have demonstrated stability in its composition and concentration, until the specified expiry date, in the unopened ampoule. Monitoring for any degradation or change in concentration of the listed analyte(s) is performed on a routine basis.

LIMITED WARRANTY:

At the time of shipment, all products are warranted to be free of defects in material and workmanship and to conform to the stated technical and purity specifications.

QUALITY MANAGEMENT:

This product was produced using a Quality Management System registered to the latest versions of ISO 9001 by SAI Global, ISO/IEC 17025 by the Canadian Association for Laboratory Accreditation Inc. (CALA; A 1226), and ISO GUIDE 34 by ANSI-ASQ National Accreditation Board (ANAB; AR-1523).

CALA Testing Accreditation No. A1226

ANAB ACCREDITED Reference Material Producer

For additional information or assistance concerning this or any other products from Wellington Laboratories Inc., please visit our website at www.well-labs.com or contact us directly at info@well-labs.com

Figure 1: **MPFOA; LC/MS Data (TIC and Mass Spectrum)**

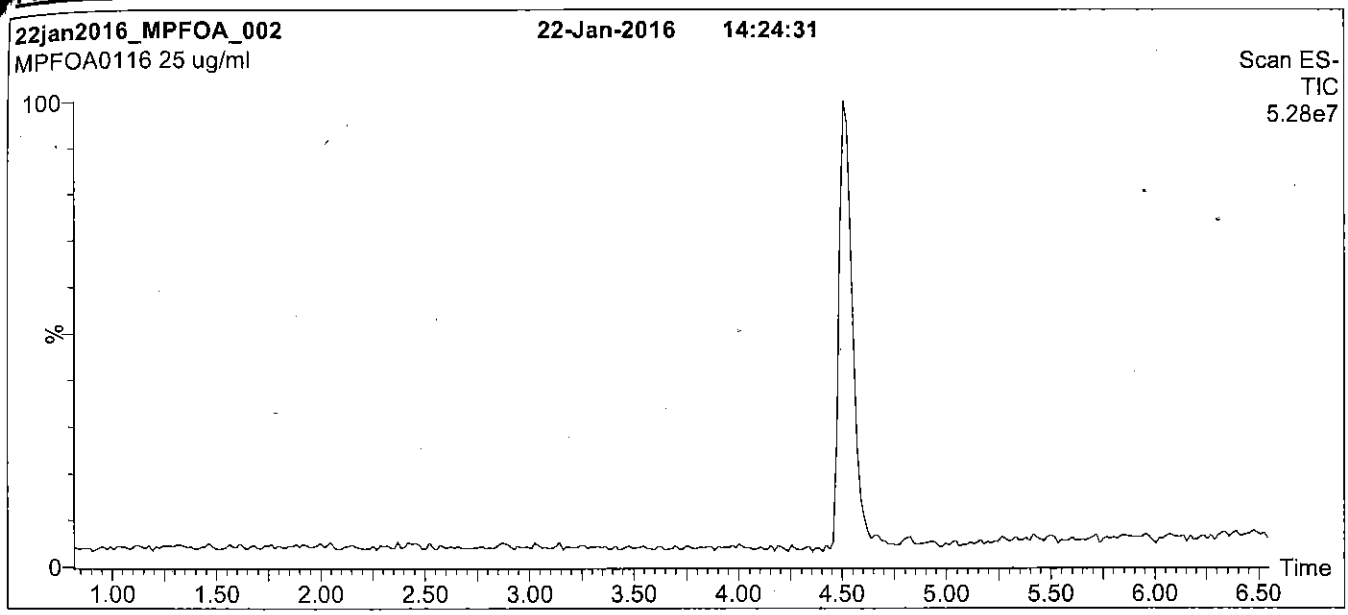

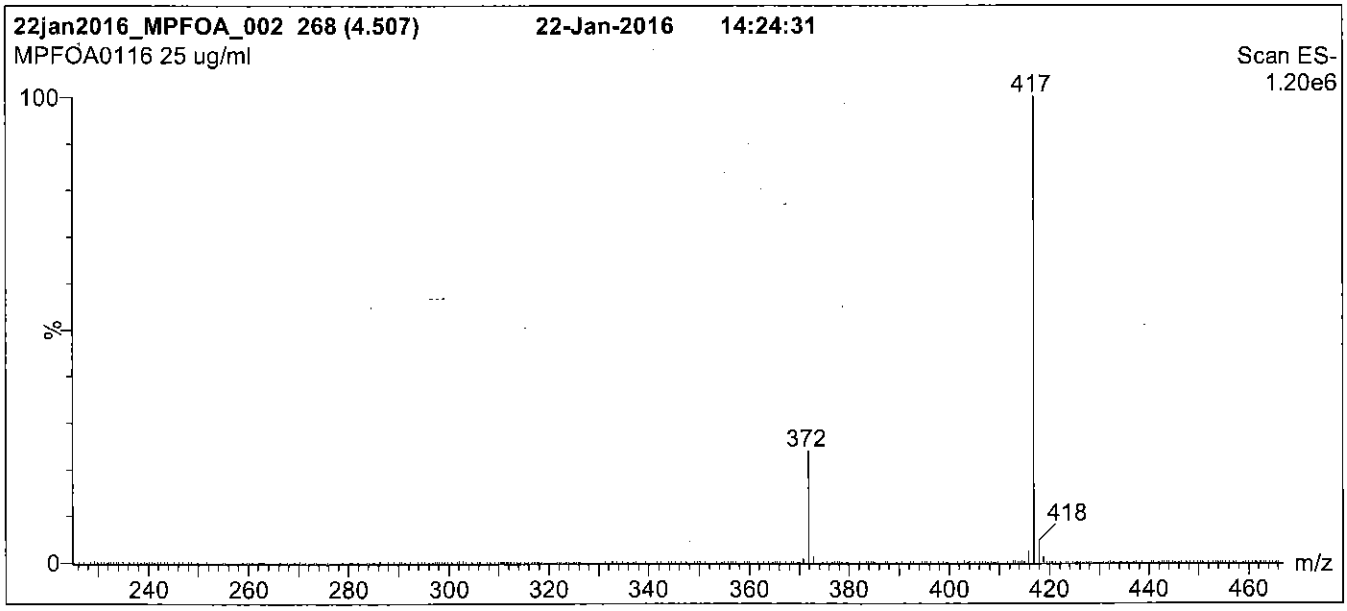

Conditions for Figure 1:

LC: **Waters Acquity Ultra Performance LC**
MS: **Micromass Quattro *micro* API MS**

Chromatographic Conditions

Column: Acquity UPLC BEH Shield RP_{18}
1.7 µm, 2.1 x 100 mm

Mobile phase: Gradient
Start: 55% (80:20 MeOH:ACN) / 45% H_2O
(both with 10 mM NH_4OAc buffer)
Ramp to 90% organic over 7 min and hold for 2 min
before returning to initial conditions in 0.5 min.
Time: 10 min

Flow: 300 µl/min

MS Parameters

Experiment: Full Scan (225 - 850 amu)

Source: Electrospray (negative)
Capillary Voltage (kV) = 3.00
Cone Voltage (V) = 15.00
Cone Gas Flow (l/hr) = 100
Desolvation Gas Flow (l/hr) = 750

Figure 2: **MPFOA; LC/MS/MS Data (Selected MRM Transitions)**

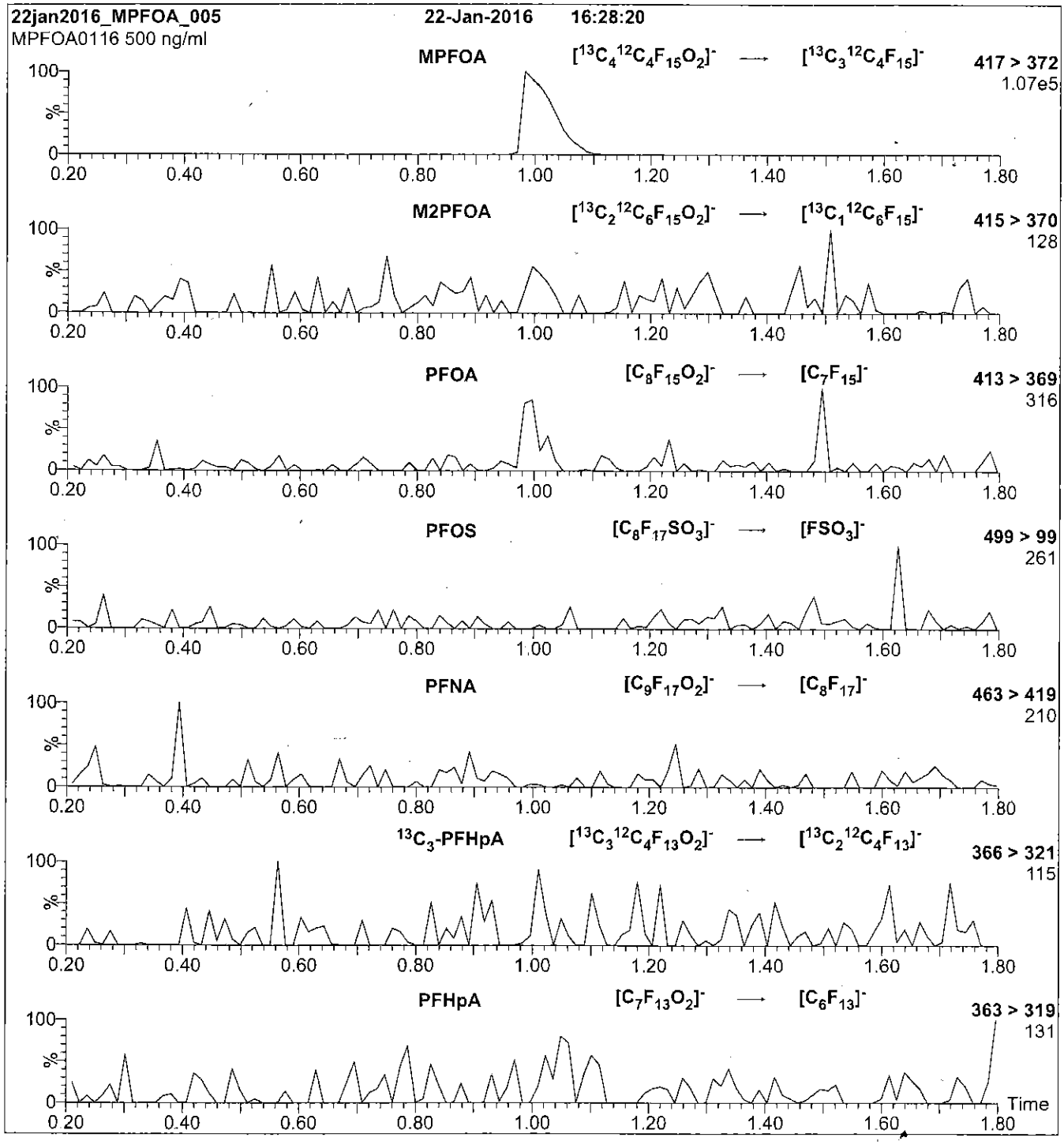

Conditions for Figure 2:

Injection: Direct loop injection
10 µl (500 ng/ml MPFOA)

Mobile phase: Isocratic 80% (80:20 MeOH:ACN) / 20% H_2O
(both with 10 mM NH_4OAc buffer)

Flow: 300 µl/min

MS Parameters

Collision Gas (mbar) = 3.58e-3
Collision Energy (eV) = 10

Reagent

LCMPFOS_00009

V: 9/15/15 GV

WELLINGTON LABORATORIES

CERTIFICATE OF ANALYSIS
DOCUMENTATION

PRODUCT CODE: MPFOS **LOT NUMBER:** MPFOS0515

COMPOUND: Sodium perfluoro-1-[1,2,3,4-$^{13}C_4$]octanesulfonate

STRUCTURE: **CAS #:** Not available

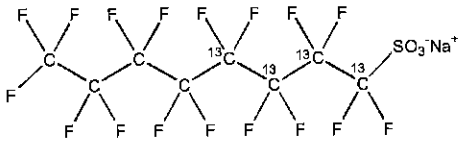

MOLECULAR FORMULA:	$^{13}C_4{}^{12}C_4F_{17}SO_3Na$	**MOLECULAR WEIGHT:**	526.08
CONCENTRATION:	50.0 ± 2.5 µg/ml (Na salt) 47.8 ± 2.4 µg/ml (MPFOS anion)	**SOLVENT(S):**	Methanol
CHEMICAL PURITY:	>98%	**ISOTOPIC PURITY:**	≥99% ^{13}C ($1,2,3,4$-$^{13}C_4$)
LAST TESTED: (mm/dd/yyyy)	05/15/2015		
EXPIRY DATE: (mm/dd/yyyy)	05/15/2020		
RECOMMENDED STORAGE:	Store ampoule in a cool, dark place		

DOCUMENTATION/ DATA ATTACHED:

Figure 1: LC/MS Data (TIC and Mass Spectrum)
Figure 2: LC/MS/MS Data (Selected MRM Transitions)

ADDITIONAL INFORMATION:

- See page 2 for further details.
- Contains ~ 0.8% Sodium perfluoro-1-[1,2,3-$^{13}C_3$]heptanesulfonate.

FOR LABORATORY USE ONLY: NOT FOR HUMAN OR DRUG USE

Certified By: B.G. Chittim **Date:** 05/28/2015 (mm/dd/yyyy)

Wellington Laboratories Inc., 345 Southgate Dr. Guelph ON N1G 3M5 CANADA
519-822-2436 • Fax: 519-822-2849 • info@well-labs.com

Form#:27, Issued 2004-11-10
Revision#:3, Revised 2015-03-24

INTENDED USE:

The products prepared by Wellington Laboratories Inc. are for laboratory use only. This certified reference material (CRM) was designed to be used as a standard for the identification and/or quantification of the specific chemical compound it contains.

HAZARDS:

This product should only be used by qualified personnel familiar with its potential hazards and trained in the handling of hazardous chemicals. Due care should be exercised to prevent unnecessary human contact or ingestion. All procedures should be carried out in a well-functioning fume hood and suitable gloves, eye protection, and clothing should be worn at all times. Waste should be disposed of according to national and regional regulations. Safety Data Sheets (SDSs) are available upon request.

SYNTHESIS / CHARACTERIZATION:

Where possible, all of our products are synthesized using single-product unambiguous routes. They are then characterized, and their structures and purities confirmed, using a combination of the most relevant techniques, such as NMR, GC/MS, LC/MS/MS, SFC/UV/MS/MS, x-ray crystallography, and melting point. Isotopic purities of mass-labelled compounds are also confirmed using HRGC/HRMS and/or LC/MS/MS.

HOMOGENEITY:

Prior to solution preparation, crystalline material is tested for homogeneity using a variety of techniques (as stated above) and its solubility in a given diluent is taken into consideration. Duplicate solutions of a new product are prepared from the same crystalline lot and, after the addition of an appropriate internal standard, they are compared by GC/MS, LC/MS/MS and/or SFC/UV/MS/MS. The relative response factors of the analyte of interest in each solution are required to be <5% RSD. New solution lots of existing products are compared to older lots in the same manner, which further confirms the homogeneity of the crystalline material as well as the stability and homogeneity of the solutions in the storage containers.

UNCERTAINTY:

The maximum combined relative standard uncertainty of our reference standard solutions is calculated using the following equation:

The combined relative standard uncertainty, $u_c(y)$, of a value y and the uncertainty of the independent parameters $x_1, x_2, \ldots x_n$ on which it depends is:

$$u_c(y(x_1, x_2, \ldots x_n)) = \sqrt{\sum_{i=1}^{n} u(y, x_i)^2}$$

where x is expressed as a relative standard uncertainty of the individual parameter.

The individual uncertainties taken into account include those associated with weights (calibration of the balance) and volumes (calibration of the volumetric glassware). An expanded maximum combined percent relative uncertainty of ±5% (calculated with a coverage factor of 2 and a level of confidence of 95%) is stated on the Certificate of Analysis for all of our products.

TRACEABILITY:

All reference standard solutions are traceable to specific crystalline lots. The microbalances used for solution preparation are regularly tested by an external ISO/IEC 17025 accredited calibration company. In addition, their calibration is verified prior to each weighing using NIST and/or NRC traceable external weights. All volumetric glassware used is of Class A tolerance and has been tested according to the appropriate ASTM procedures, which are ultimately traceable to NIST. For certain products, traceability to international interlaboratory studies has also been established.

EXPIRY DATE / PERIOD OF VALIDITY:

Ongoing stability studies of this product have demonstrated stability in its composition and concentration, until the specified expiry date, in the unopened ampoule. Monitoring for any degradation or change in concentration of the listed analyte(s) is performed on a routine basis.

LIMITED WARRANTY:

At the time of shipment, all products are warranted to be free of defects in material and workmanship and to conform to the stated technical and purity specifications.

QUALITY MANAGEMENT:

This product was produced using a Quality Management System registered to the latest versions of ISO 9001 by SAI Global, ISO/IEC 17025 by the Canadian Association for Laboratory Accreditation Inc. (CALA; A 1226), and ISO GUIDE 34 by ANSI-ASQ National Accreditation Board (ANAB; AR-1523).

CALA Testing Accreditation No. A 1226

ANAB ACCREDITED REFERENCE MATERIAL PRODUCER

For additional information or assistance concerning this or any other products from Wellington Laboratories Inc., please visit our website at www.well-labs.com or contact us directly at info@well-labs.com

Figure 1: **MPFOS; LC/MS Data (TIC and Mass Spectrum)**

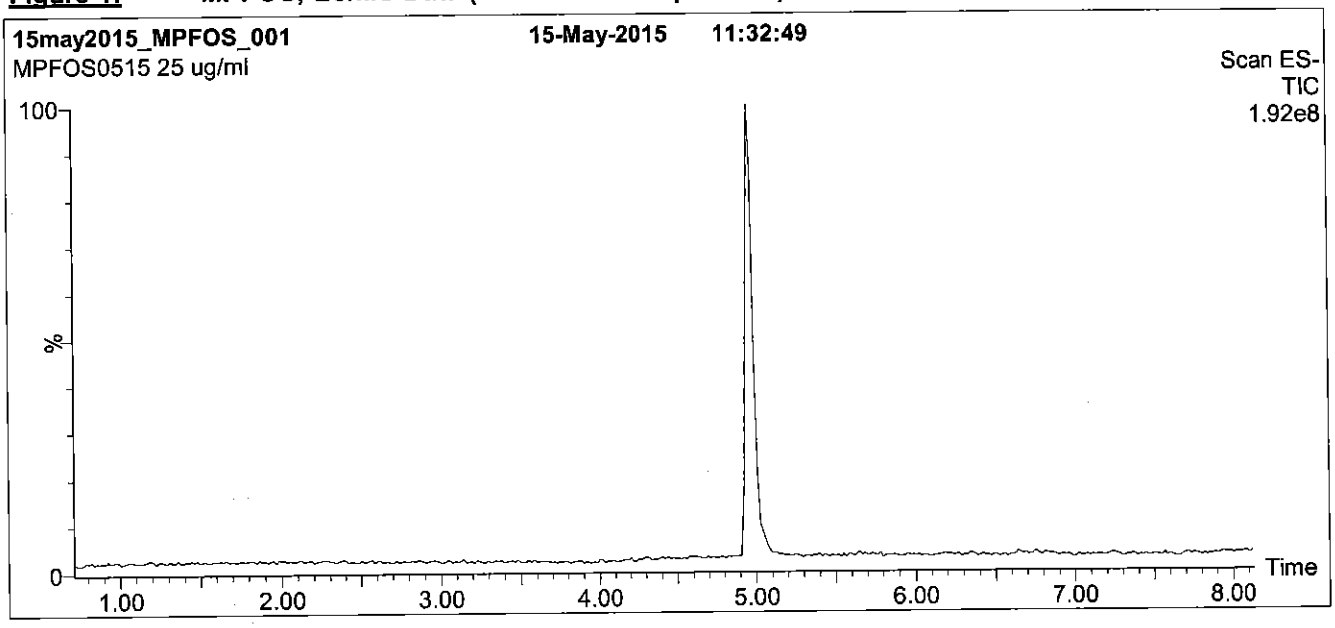

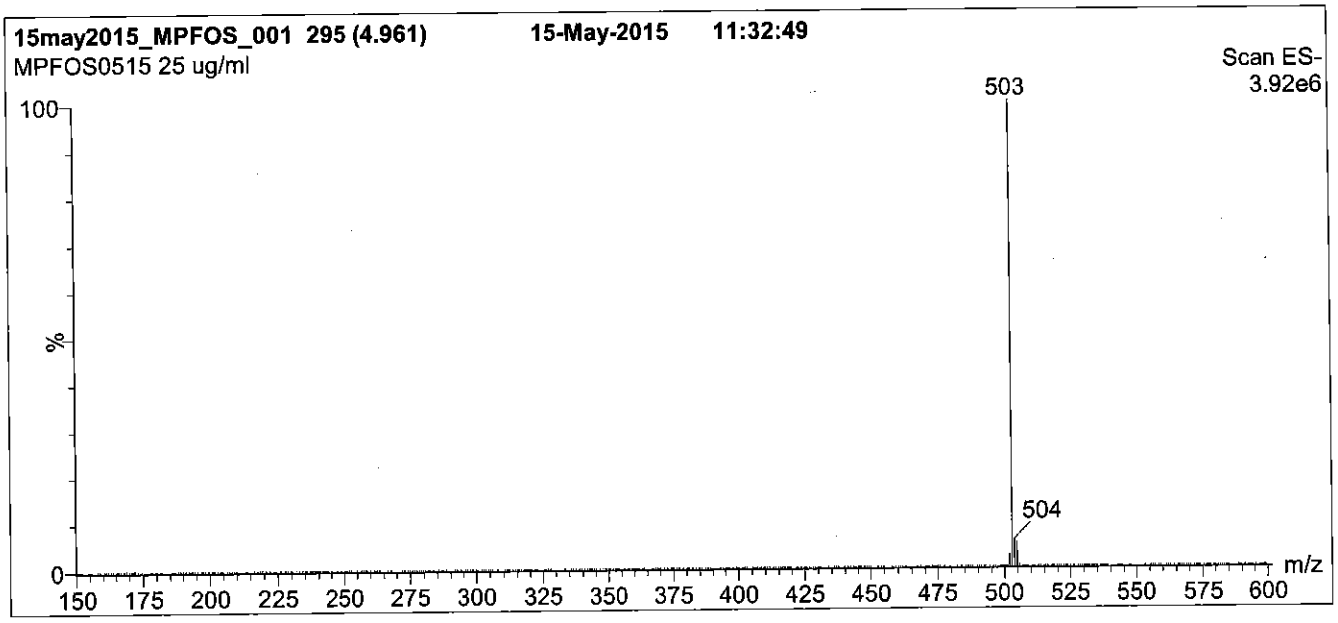

Conditions for Figure 1:

LC: **Waters Acquity Ultra Performance LC**
MS: **Micromass Quattro *micro* API MS**

Chromatographic Conditions

Column: Acquity UPLC BEH Shield RP_{18}
1.7 µm, 2.1 x 100 mm

Mobile phase: Gradient
Start: 45% (80:20 MeOH:ACN) / 55% H_2O
(both with 10 mM NH_4OAc buffer)
Ramp to 90% organic over 7 min and hold for 1.5 min
before returning to initial conditions in 0.5 min.
Time: 10 min

Flow: 300 µl/min

MS Parameters

Experiment: Full Scan (150 - 850 amu)

Source: Electrospray (negative)
Capillary Voltage (kV) = 2.00
Cone Voltage (V) = 60.00
Cone Gas Flow (l/hr) = 50
Desolvation Gas Flow (l/hr) = 750

Figure 2: **MPFOS; LC/MS/MS Data (Selected MRM Transitions)**

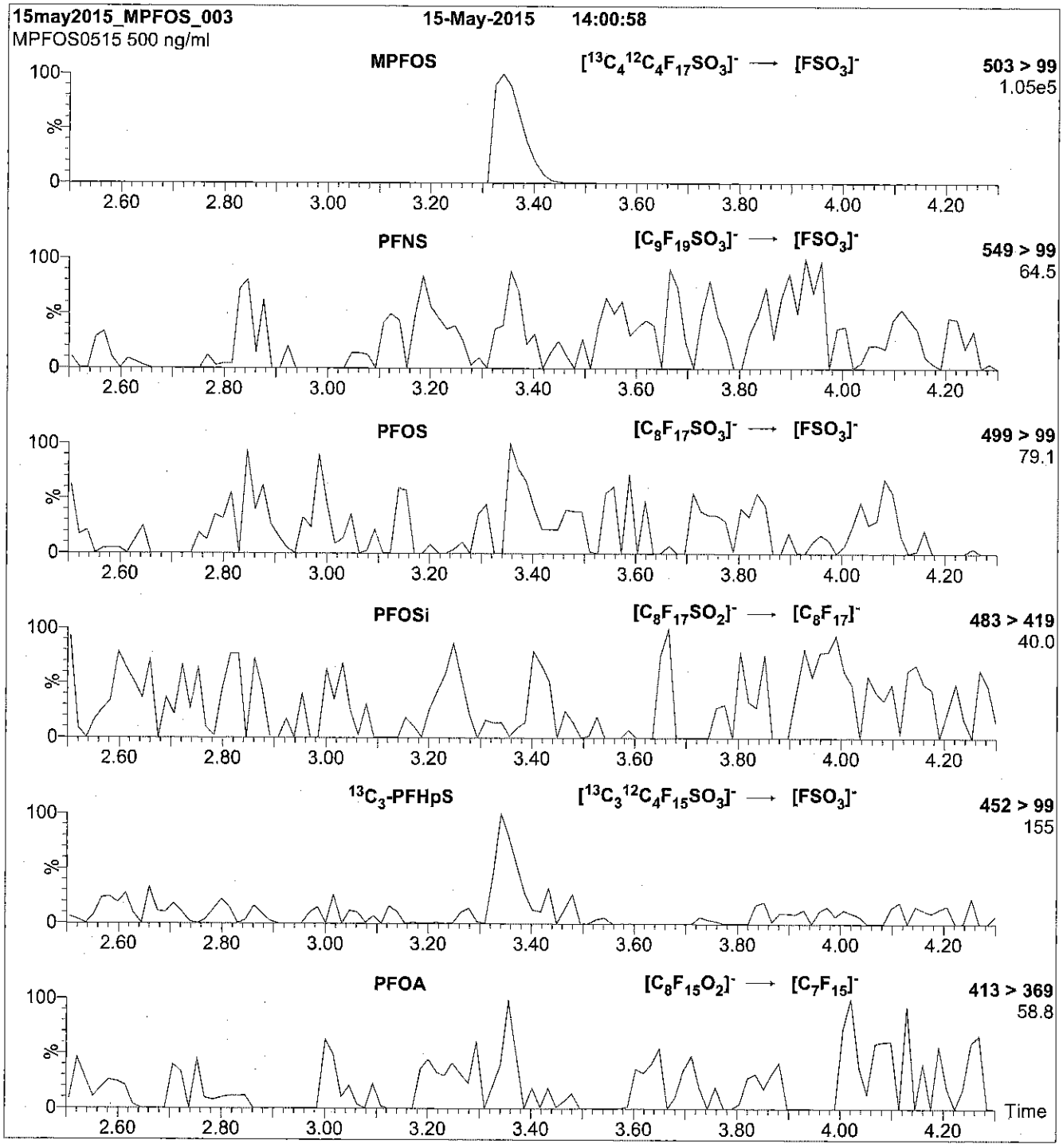

Conditions for Figure 2:

Injection: Direct loop injection
10 µl (500 ng/ml MPFOS)

Mobile phase: Isocratic 80% (80:20 MeOH:ACN) / 20% H_2O
(both with 10 mM NH_4OAc buffer)

Flow: 300 µl/min

MS Parameters

Collision Gas (mbar) = 3.35e-3
Collision Energy (eV) = 40

Reagent

LCMPFOS_00010

572886
ID: LCMPFOS_00010
Exp: 05/15/20 Prpd: CBW
13C4-Perfluorooctanesulfo

R: 1/25/16
S:

WELLINGTON LABORATORIES

CERTIFICATE OF ANALYSIS
DOCUMENTATION

PRODUCT CODE: MPFOS **LOT NUMBER:** MPFOS0515

COMPOUND: Sodium perfluoro-1-[1,2,3,4-$^{13}C_4$]octanesulfonate

STRUCTURE: **CAS #:** Not available

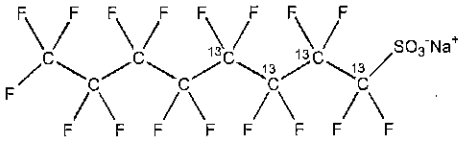

MOLECULAR FORMULA:	$^{13}C_4{}^{12}C_4F_{17}SO_3Na$	**MOLECULAR WEIGHT:**	526.08
CONCENTRATION:	50.0 ± 2.5 µg/ml (Na salt) 47.8 ± 2.4 µg/ml (MPFOS anion)	**SOLVENT(S):**	Methanol
CHEMICAL PURITY:	>98%	**ISOTOPIC PURITY:**	≥99% ^{13}C ($1,2,3,4$-$^{13}C_4$)
LAST TESTED: (mm/dd/yyyy)	05/15/2015		
EXPIRY DATE: (mm/dd/yyyy)	05/15/2020		
RECOMMENDED STORAGE:	Store ampoule in a cool, dark place		

DOCUMENTATION/ DATA ATTACHED:

Figure 1: LC/MS Data (TIC and Mass Spectrum)
Figure 2: LC/MS/MS Data (Selected MRM Transitions)

ADDITIONAL INFORMATION:

- See page 2 for further details.
- Contains ~ 0.8% Sodium perfluoro-1-[1,2,3-$^{13}C_3$]heptanesulfonate.

FOR LABORATORY USE ONLY: NOT FOR HUMAN OR DRUG USE

Certified By: B.G. Chittim **Date:** 05/28/2015 (mm/dd/yyyy)

Wellington Laboratories Inc., 345 Southgate Dr. Guelph ON N1G 3M5 CANADA
519-822-2436 • Fax: 519-822-2849 • info@well-labs.com

INTENDED USE:

The products prepared by Wellington Laboratories Inc. are for laboratory use only. This certified reference material (CRM) was designed to be used as a standard for the identification and/or quantification of the specific chemical compound it contains.

HAZARDS:

This product should only be used by qualified personnel familiar with its potential hazards and trained in the handling of hazardous chemicals. Due care should be exercised to prevent unnecessary human contact or ingestion. All procedures should be carried out in a well-functioning fume hood and suitable gloves, eye protection, and clothing should be worn at all times. Waste should be disposed of according to national and regional regulations. Safety Data Sheets (SDSs) are available upon request.

SYNTHESIS / CHARACTERIZATION:

Where possible, all of our products are synthesized using single-product unambiguous routes. They are then characterized, and their structures and purities confirmed, using a combination of the most relevant techniques, such as NMR, GC/MS, LC/MS/MS, SFC/UV/MS/MS, x-ray crystallography, and melting point. Isotopic purities of mass-labelled compounds are also confirmed using HRGC/HRMS and/or LC/MS/MS.

HOMOGENEITY:

Prior to solution preparation, crystalline material is tested for homogeneity using a variety of techniques (as stated above) and its solubility in a given diluent is taken into consideration. Duplicate solutions of a new product are prepared from the same crystalline lot and, after the addition of an appropriate internal standard, they are compared by GC/MS, LC/MS/MS and/or SFC/UV/MS/MS. The relative response factors of the analyte of interest in each solution are required to be <5% RSD. New solution lots of existing products are compared to older lots in the same manner, which further confirms the homogeneity of the crystalline material as well as the stability and homogeneity of the solutions in the storage containers.

UNCERTAINTY:

The maximum combined relative standard uncertainty of our reference standard solutions is calculated using the following equation:

The combined relative standard uncertainty, $u_c(y)$, of a value y and the uncertainty of the independent parameters x_1, x_2,...x_n on which it depends is:

$$u_c(y(x_1, x_2, \ldots x_n)) = \sqrt{\sum_{i=1}^{n} u(y, x_i)^2}$$

where x is expressed as a relative standard uncertainty of the individual parameter.

The individual uncertainties taken into account include those associated with weights (calibration of the balance) and volumes (calibration of the volumetric glassware). An expanded maximum combined percent relative uncertainty of ±5% (calculated with a coverage factor of 2 and a level of confidence of 95%) is stated on the Certificate of Analysis for all of our products.

TRACEABILITY:

All reference standard solutions are traceable to specific crystalline lots. The microbalances used for solution preparation are regularly tested by an external ISO/IEC 17025 accredited calibration company. In addition, their calibration is verified prior to each weighing using NIST and/or NRC traceable external weights. All volumetric glassware used is of Class A tolerance and has been tested according to the appropriate ASTM procedures, which are ultimately traceable to NIST. For certain products, traceability to international interlaboratory studies has also been established.

EXPIRY DATE / PERIOD OF VALIDITY:

Ongoing stability studies of this product have demonstrated stability in its composition and concentration, until the specified expiry date, in the unopened ampoule. Monitoring for any degradation or change in concentration of the listed analyte(s) is performed on a routine basis.

LIMITED WARRANTY:

At the time of shipment, all products are warranted to be free of defects in material and workmanship and to conform to the stated technical and purity specifications.

QUALITY MANAGEMENT:

This product was produced using a Quality Management System registered to the latest versions of ISO 9001 by SAI Global, ISO/IEC 17025 by the Canadian Association for Laboratory Accreditation Inc. (CALA; A 1226), and ISO GUIDE 34 by ANSI-ASQ National Accreditation Board (ANAB; AR-1523).

CALA Testing Accreditation No. A1226

ANAB ACCREDITED ISO GUIDE 34 REFERENCE MATERIAL PRODUCER

For additional information or assistance concerning this or any other products from Wellington Laboratories Inc., please visit our website at www.well-labs.com or contact us directly at info@well-labs.com

Figure 1: **MPFOS; LC/MS Data (TIC and Mass Spectrum)**

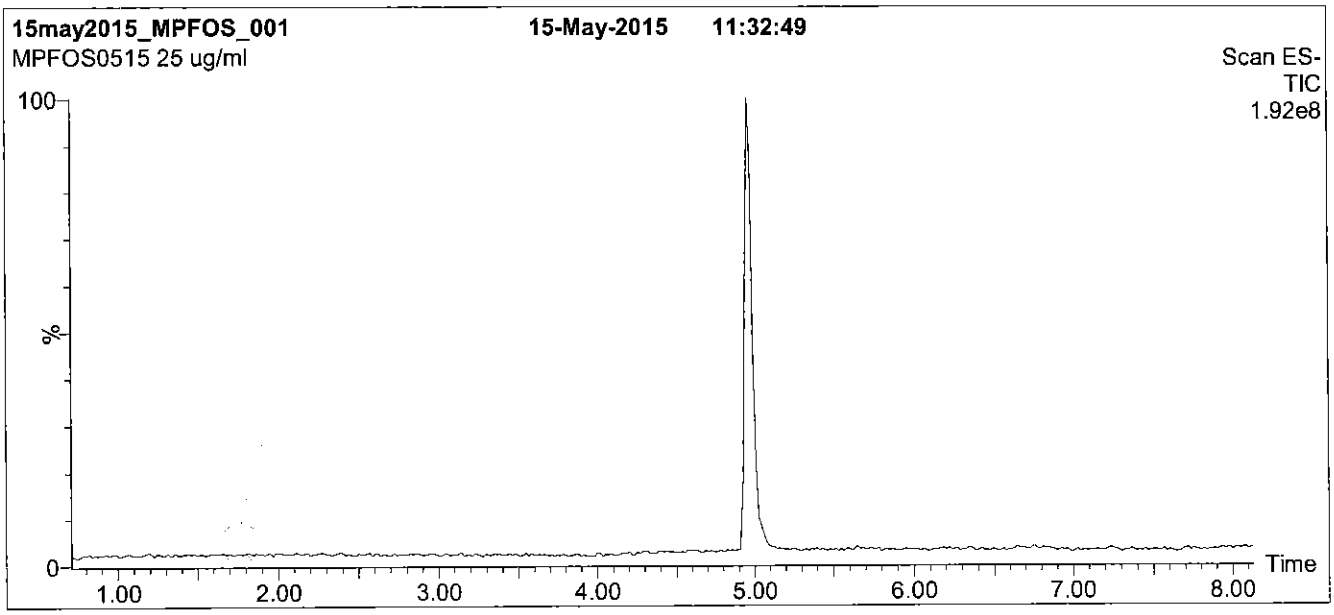

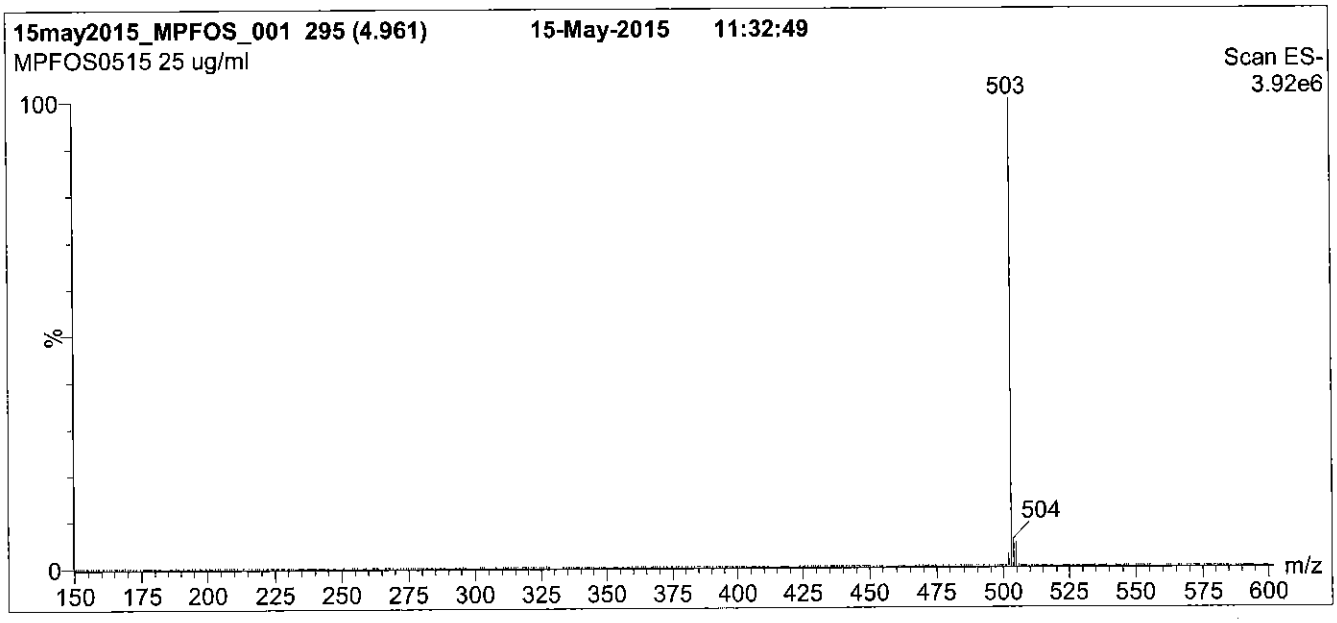

Conditions for Figure 1:

LC: **Waters Acquity Ultra Performance LC**
MS: **Micromass Quattro *micro* API MS**

Chromatographic Conditions

Column: Acquity UPLC BEH Shield RP_{18}
1.7 µm, 2.1 x 100 mm

Mobile phase: Gradient
Start: 45% (80:20 MeOH:ACN) / 55% H_2O
(both with 10 mM NH_4OAc buffer)
Ramp to 90% organic over 7 min and hold for 1.5 min
before returning to initial conditions in 0.5 min.
Time: 10 min

Flow: 300 µl/min

MS Parameters

Experiment: Full Scan (150 - 850 amu)

Source: Electrospray (negative)
Capillary Voltage (kV) = 2.00
Cone Voltage (V) = 60.00
Cone Gas Flow (l/hr) = 50
Desolvation Gas Flow (l/hr) = 750

Figure 2: **MPFOS; LC/MS/MS Data (Selected MRM Transitions)**

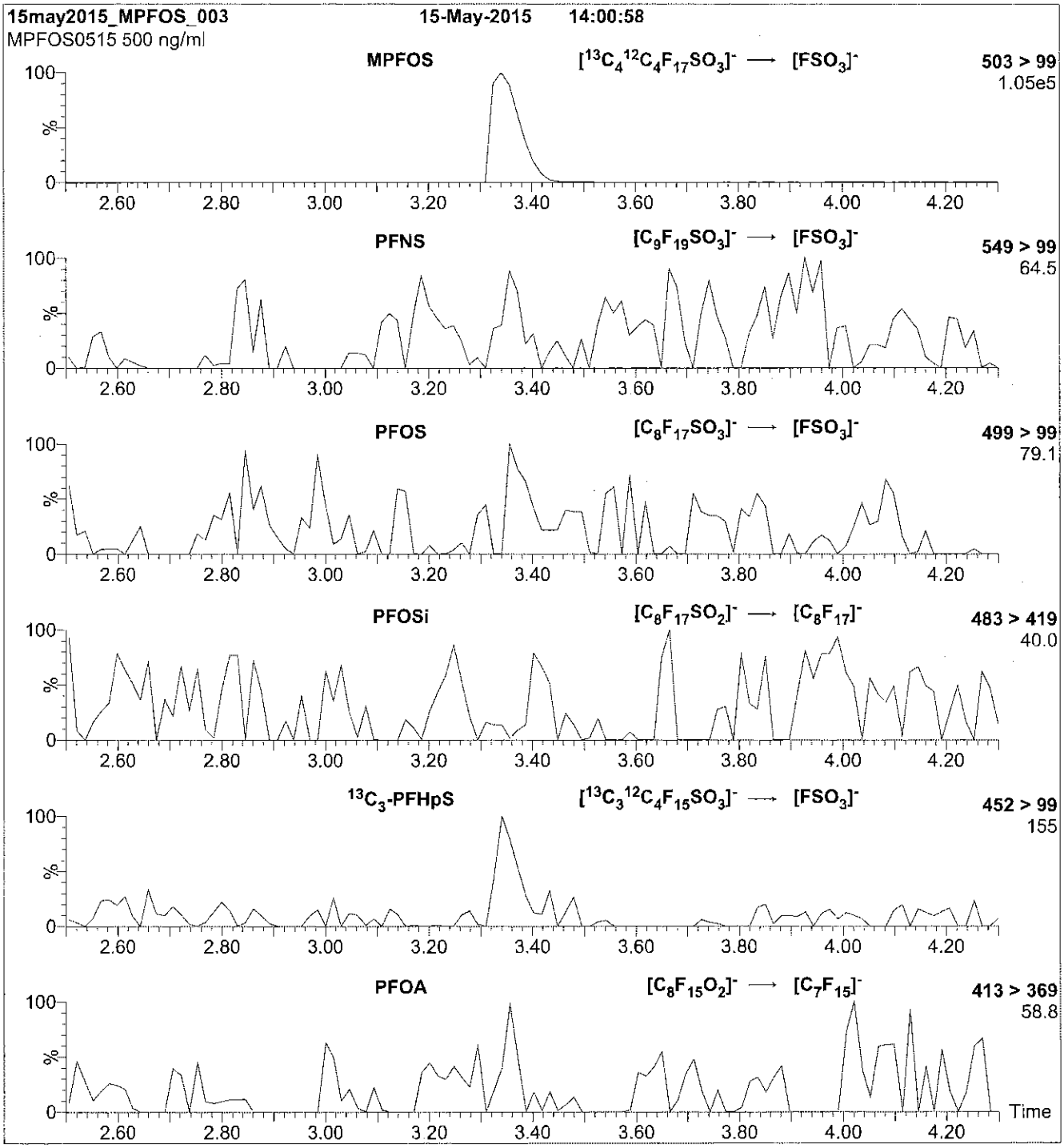

Conditions for Figure 2:

Injection: Direct loop injection
10 µl (500 ng/ml MPFOS)

Mobile phase: Isocratic 80% (80:20 MeOH:ACN) / 20% H_2O
(both with 10 mM NH_4OAc buffer)

Flow: 300 µl/min

MS Parameters

Collision Gas (mbar) = 3.35e-3
Collision Energy (eV) = 40

Reagent

LCMPFOS_00012

605227
ID: LCMPFOS_00012
Exp: 01/22/21 Prpd: CBW
13C4-Perfluorooctanesulfo

Rec. 3/29/16 JRB ✓

606228
ID: LCMPFOS_00013
Exp: 01/22/21 Prpd: CBW
13C4-Perfluorooctanesulfo

WELLINGTON LABORATORIES

CERTIFICATE OF ANALYSIS
DOCUMENTATION

PRODUCT CODE: MPFOS **LOT NUMBER:** MPFOS0116

COMPOUND: Sodium perfluoro-1-[1,2,3,4-$^{13}C_4$]octanesulfonate

STRUCTURE: **CAS #:** Not available

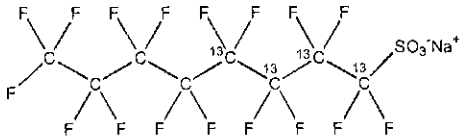

MOLECULAR FORMULA:	$^{13}C_4{}^{12}C_4F_{17}SO_3Na$	**MOLECULAR WEIGHT:**	526.08
CONCENTRATION:	50.0 ± 2.5 µg/ml (Na salt) 47.8 ± 2.4 µg/ml (MPFOS anion)	**SOLVENT(S):**	Methanol
CHEMICAL PURITY:	>98%	**ISOTOPIC PURITY:**	≥99% ^{13}C ($1,2,3,4\text{-}^{13}C_4$)
LAST TESTED: (mm/dd/yyyy)	01/22/2016		
EXPIRY DATE: (mm/dd/yyyy)	01/22/2021		
RECOMMENDED STORAGE:	Store ampoule in a cool, dark place		

DOCUMENTATION/ DATA ATTACHED:

Figure 1: LC/MS Data (TIC and Mass Spectrum)
Figure 2: LC/MS/MS Data (Selected MRM Transitions)

ADDITIONAL INFORMATION:

- See page 2 for further details.
- Contains ~ 0.8% Sodium perfluoro-1-[1,2,3-$^{13}C_3$]heptanesulfonate.

FOR LABORATORY USE ONLY: NOT FOR HUMAN OR DRUG USE

Certified By: B.G. Chittim **Date:** 02/01/2016 (mm/dd/yyyy)

Wellington Laboratories Inc., 345 Southgate Dr. Guelph ON N1G 3M5 CANADA
519-822-2436 • Fax: 519-822-2849 • info@well-labs.com

INTENDED USE:

The products prepared by Wellington Laboratories Inc. are for laboratory use only. This certified reference material (CRM) was designed to be used as a standard for the identification and/or quantification of the specific chemical compound it contains.

HAZARDS:

This product should only be used by qualified personnel familiar with its potential hazards and trained in the handling of hazardous chemicals. Due care should be exercised to prevent unnecessary human contact or ingestion. All procedures should be carried out in a well-functioning fume hood and suitable gloves, eye protection, and clothing should be worn at all times. Waste should be disposed of according to national and regional regulations. Safety Data Sheets (SDSs) are available upon request.

SYNTHESIS / CHARACTERIZATION:

Where possible, all of our products are synthesized using single-product unambiguous routes. They are then characterized, and their structures and purities confirmed, using a combination of the most relevant techniques, such as NMR, GC/MS, LC/MS/MS, SFC/UV/MS/MS, x-ray crystallography, and melting point. Isotopic purities of mass-labelled compounds are also confirmed using HRGC/HRMS and/or LC/MS/MS.

HOMOGENEITY:

Prior to solution preparation, crystalline material is tested for homogeneity using a variety of techniques (as stated above) and its solubility in a given diluent is taken into consideration. Duplicate solutions of a new product are prepared from the same crystalline lot and, after the addition of an appropriate internal standard, they are compared by GC/MS, LC/MS/MS and/or SFC/UV/MS/MS. The relative response factors of the analyte of interest in each solution are required to be <5% RSD. New solution lots of existing products are compared to older lots in the same manner, which further confirms the homogeneity of the crystalline material as well as the stability and homogeneity of the solutions in the storage containers.

UNCERTAINTY:

The maximum combined relative standard uncertainty of our reference standard solutions is calculated using the following equation:

The combined relative standard uncertainty, $u_c(y)$, of a value y and the uncertainty of the independent parameters $x_1, x_2, \ldots x_n$ on which it depends is:

$$u_c(y(x_1, x_2, \ldots x_n)) = \sqrt{\sum_{i=1}^{n} u(y, x_i)^2}$$

where x is expressed as a relative standard uncertainty of the individual parameter.

The individual uncertainties taken into account include those associated with weights (calibration of the balance) and volumes (calibration of the volumetric glassware). An expanded maximum combined percent relative uncertainty of ±5% (calculated with a coverage factor of 2 and a level of confidence of 95%) is stated on the Certificate of Analysis for all of our products.

TRACEABILITY:

All reference standard solutions are traceable to specific crystalline lots. The microbalances used for solution preparation are regularly tested by an external ISO/IEC 17025 accredited calibration company. In addition, their calibration is verified prior to each weighing using NIST and/or NRC traceable external weights. All volumetric glassware used is of Class A tolerance and has been tested according to the appropriate ASTM procedures, which are ultimately traceable to NIST. For certain products, traceability to international interlaboratory studies has also been established.

EXPIRY DATE / PERIOD OF VALIDITY:

Ongoing stability studies of this product have demonstrated stability in its composition and concentration, until the specified expiry date, in the unopened ampoule. Monitoring for any degradation or change in concentration of the listed analyte(s) is performed on a routine basis.

LIMITED WARRANTY:

At the time of shipment, all products are warranted to be free of defects in material and workmanship and to conform to the stated technical and purity specifications.

QUALITY MANAGEMENT:

This product was produced using a Quality Management System registered to the latest versions of ISO 9001 by SAI Global, ISO/IEC 17025 by the Canadian Association for Laboratory Accreditation Inc. (CALA; A 1226), and ISO GUIDE 34 by ANSI-ASQ National Accreditation Board (ANAB; AR-1523).

CALA

ANAB ACCREDITED

For additional information or assistance concerning this or any other products from Wellington Laboratories Inc., please visit our website at www.well-labs.com or contact us directly at info@well-labs.com

Figure 1: **MPFOS; LC/MS Data (TIC and Mass Spectrum)**

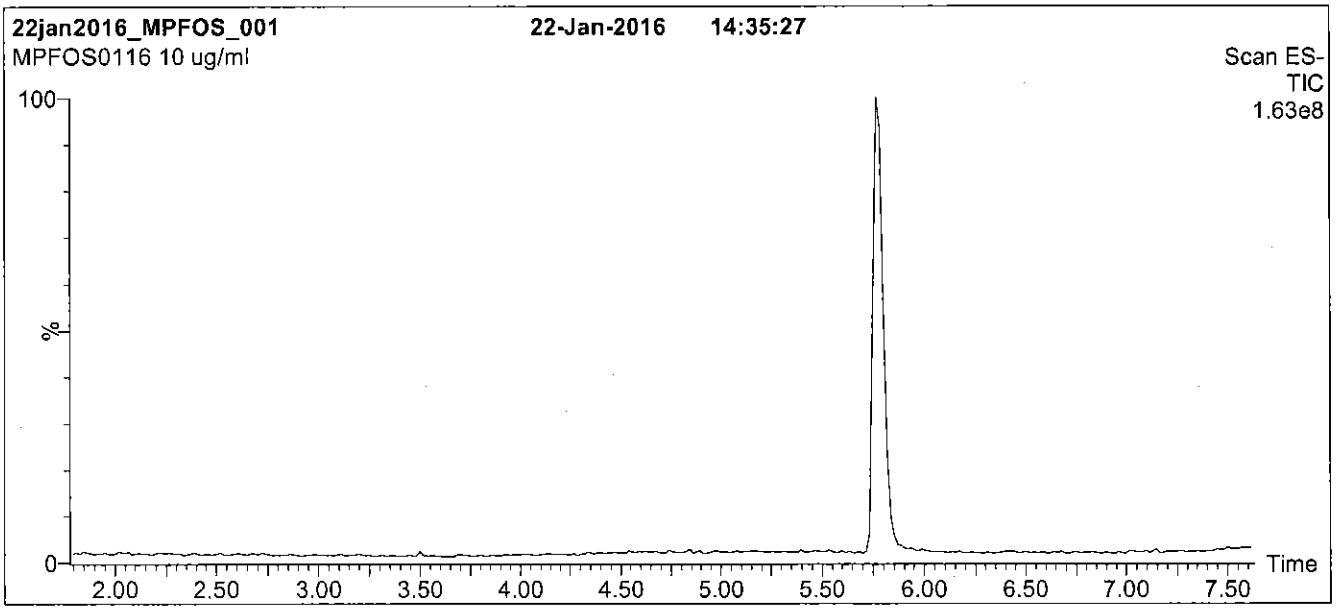

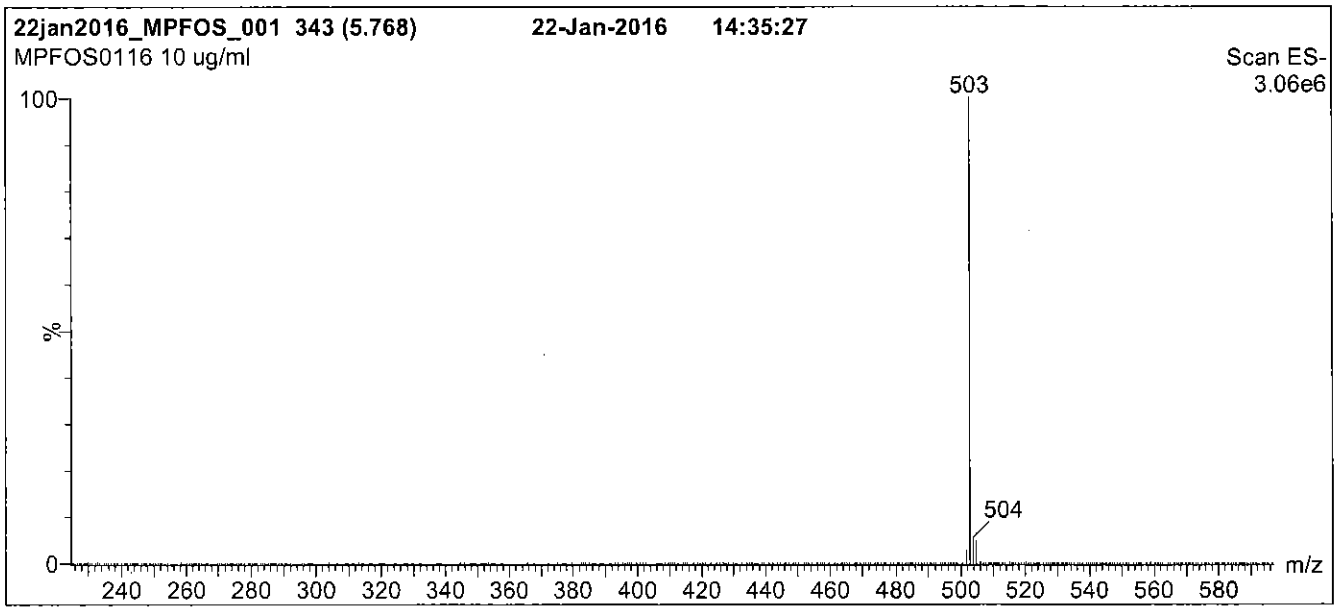

Conditions for Figure 1:

LC: **Waters Acquity Ultra Performance LC**
MS: **Micromass Quattro *micro* API MS**

Chromatographic Conditions

Column: Acquity UPLC BEH Shield RP_{18}
1.7 µm, 2.1 x 100 mm

Mobile phase: Gradient
Start: 55% (80:20 MeOH:ACN) / 45% H_2O
(both with 10 mM NH_4OAc buffer)
Ramp to 90% organic over 7 min and hold for 2 min
before returning to initial conditions in 0.5 min.
Time: 10 min

Flow: 300 µl/min

MS Parameters

Experiment: Full Scan (225 - 850 amu)

Source: Electrospray (negative)
Capillary Voltage (kV) = 2.00
Cone Voltage (V) = 60.00
Cone Gas Flow (l/hr) = 50
Desolvation Gas Flow (l/hr) = 750

Figure 2: **MPFOS; LC/MS/MS Data (Selected MRM Transitions)**

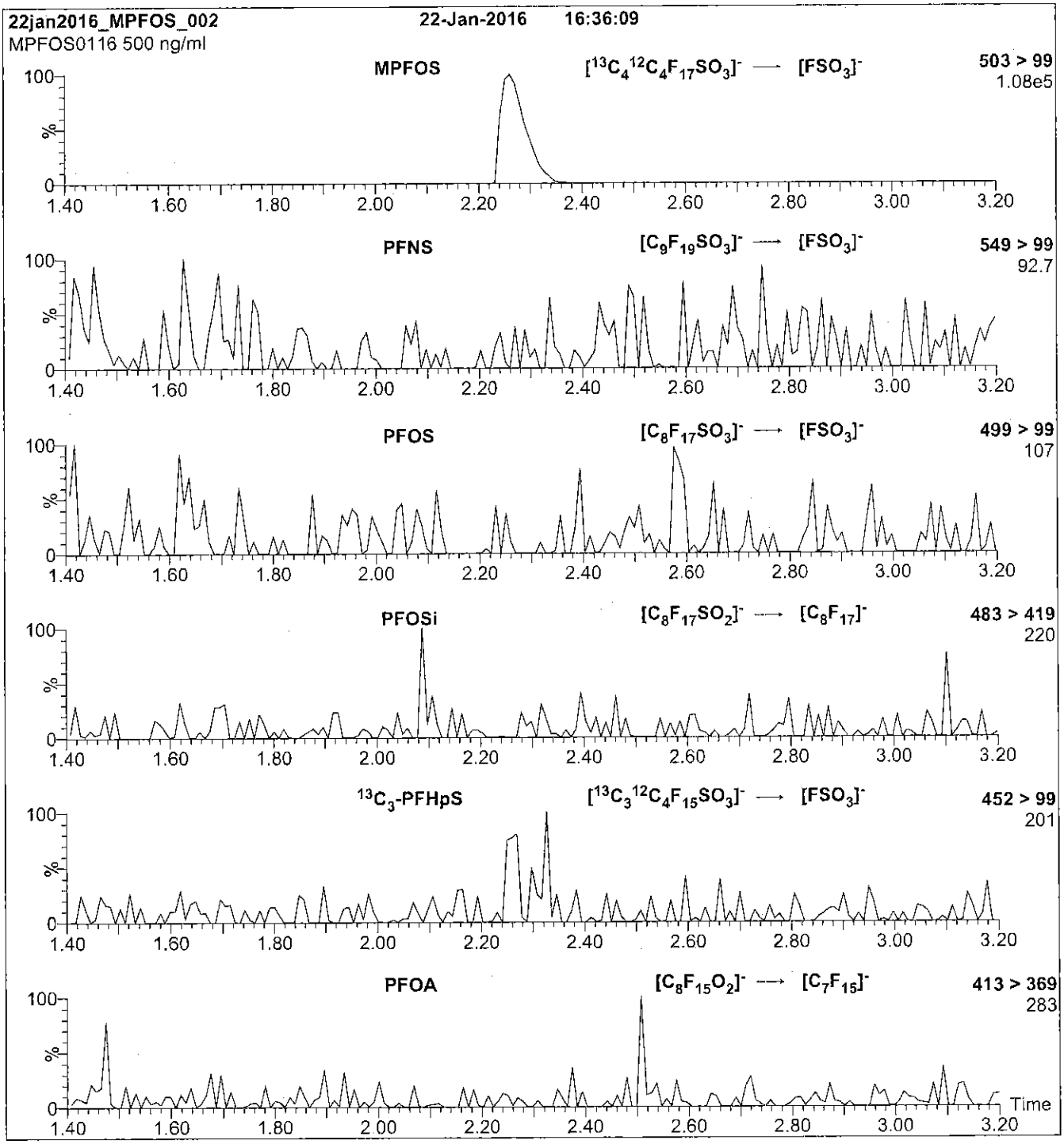

Conditions for Figure 2:

Injection: Direct loop injection
10 µl (500 ng/ml MPFOS)

Mobile phase: Isocratic 80% (80:20 MeOH:ACN) / 20% H_2O
(both with 10 mM NH_4OAc buffer)

Flow: 300 µl/min

MS Parameters

Collision Gas (mbar) = 3.70e-3
Collision Energy (eV) = 40

Reagent

LCMPFUdA_00004

r:4/15/15 SKU

WELLINGTON LABORATORIES

CERTIFICATE OF ANALYSIS
DOCUMENTATION

PRODUCT CODE: MPFUdA
LOT NUMBER: MPFUdA1014
COMPOUND: Perfluoro-n-[1,2-$^{13}C_2$]undecanoic acid

STRUCTURE:
CAS #: Not available

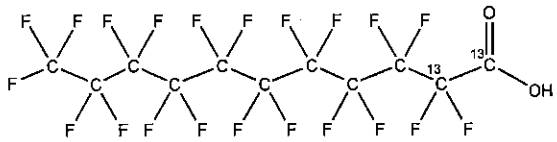

MOLECULAR FORMULA: $^{13}C_2{}^{12}C_9HF_{21}O_2$
MOLECULAR WEIGHT: 566.08
CONCENTRATION: 50 ± 2.5 µg/ml
SOLVENT(S): Methanol
Water (<1%)
CHEMICAL PURITY: >98%
ISOTOPIC PURITY: ≥99% ^{13}C ($1,2\text{-}^{13}C_2$)
LAST TESTED: (mm/dd/yyyy) 10/31/2014
EXPIRY DATE: (mm/dd/yyyy) 10/31/2019
RECOMMENDED STORAGE: Store ampoule in a cool, dark place

DOCUMENTATION/ DATA ATTACHED:

Figure 1: LC/MS Data (TIC and Mass Spectrum)
Figure 2: LC/MS/MS Data (Selected MRM Transitions)

ADDITIONAL INFORMATION:

- See page 2 for further details.
- Contains 4 mole eq. of NaOH to prevent conversion of the carboxylic acid to the methyl ester.
- Presence of 1-$^{13}C_1$-PFUdA (~1%; see Figure 2), 2-$^{13}C_1$-PFUdA (~1%), and PFUdA (~0.2%; see Figure 2) are due to the isotopic purity of the ^{13}C-precursor.

FOR LABORATORY USE ONLY: NOT FOR HUMAN OR DRUG USE

Certified By: B.G. Chittim **Date:** 11/03/2014 (mm/dd/yyyy)

Wellington Laboratories Inc., 345 Southgate Dr. Guelph ON N1G 3M5 CANADA
519-822-2436 • Fax: 519-822-2849 • info@well-labs.com

INTENDED USE:

The products prepared by Wellington Laboratories Inc. are for laboratory use only. They are designed to be used as reference standards for the identification and/or quantification of specific chemical compound(s).

HAZARDS:

This product should only be used by qualified personnel familiar with its potential hazards and trained in the handling of hazardous chemicals. Due care should be exercised to prevent unnecessary human contact or ingestion. All procedures should be carried out in a well-functioning fume hood and suitable gloves, eye protection and clothing should be worn at all times. Waste should be disposed of according to national and regional regulations. Material Safety Data Sheets (MSDSs) are available upon request.

SYNTHESIS / CHARACTERIZATION:

Where possible, all of our products are synthesized using single-product, unambiguous routes. They are then characterized, and their structures and purities confirmed, using a combination of the most relevant techniques, such as NMR, GC/MS, LC/MS/MS, x-ray crystallography and melting point. Isotopic purities of mass-labelled compounds are also confirmed using HRGC/HRMS and/or LC/MS/MS.

HOMOGENEITY:

Prior to solution preparation, crystalline material is tested for homogeneity using a variety of techniques (as stated above) and its solubility in a given diluent is taken into consideration. Duplicate solutions of a new product are prepared from the same crystalline lot and, after the addition of an appropriate internal standard, they are compared by GC/MS and/or LC/MS/MS. The relative response factors of the analyte of interest in each solution are required to be <5% RSD. New solution lots of existing products are compared to older lots in the same manner, which further confirms the homogeneity of the crystalline material as well as the stability and homogeneity of the solutions in the storage containers.

UNCERTAINTY:

The maximum combined relative standard uncertainty of our reference standard solutions is calculated using the following equation:

The combined relative standard uncertainty, $u_c(y)$, of a value y and the uncertainty of the independent parameters $x_1, x_2, \ldots x_n$ on which it depends is:

$$u_c(y(x_1, x_2, \ldots x_n)) = \sqrt{\sum_{i=1}^{n} u(y, x_i)^2}$$

where x is expressed as a relative standard uncertainty of the individual parameter.

The individual uncertainties taken into account include those associated with weights (calibration of the balance) and volumes (calibration of the volumetric glassware). An expanded maximum combined percent relative uncertainty of ±5% (calculated with a coverage factor of 2 and a level of confidence of 95%) is stated on the Certificate of Analysis for all our products.

TRACEABILITY:

All reference standard solutions are traceable to specific crystalline lots. The microbalances used for solution preparation are regularly tested by an external, ISO/IEC 17025:2005 accredited calibration company. In addition, their calibration is verified prior to each weighing using NIST and/or NRC traceable external weights. All volumetric glassware used is of Class A tolerance and has been tested according to the appropriate ASTM procedures, which are ultimately traceable to NIST. For certain products, traceability to international interlaboratory studies has also been established.

EXPIRY DATE / PERIOD OF VALIDITY:

Ongoing stability studies of this product have demonstrated stability in its composition and concentration for the period of time specified by the expiry date in the unopened ampoule. Monitoring for any degradation or change in concentration of the listed analyte(s) is performed on a routine basis.

LIMITED WARRANTY:

At the time of shipment, all products are warranted to be free of defects in material and workmanship and to conform to the stated technical and purity specifications.

QUALITY MANAGEMENT:

This product was produced using a Quality Management System registered to ISO 9001:2008 by SAI Global, ISO/IEC 17025:2005 by the Canadian Association for Laboratory Accreditation Inc. (CALA; A 1226), and ISO GUIDE 34:2009 by ACLASS (certificate number AR-1523).

CALA Testing Accreditation No. A1226

ACLASS ACCREDITED REFERENCE MATERIAL PRODUCER

For additional information or assistance concerning this or any other products from Wellington Laboratories Inc., please visit our website at www.well-labs.com or contact us directly at info@well-labs.com

Figure 1: **MPFUdA; LC/MS Data (TIC and Mass Spectrum)**

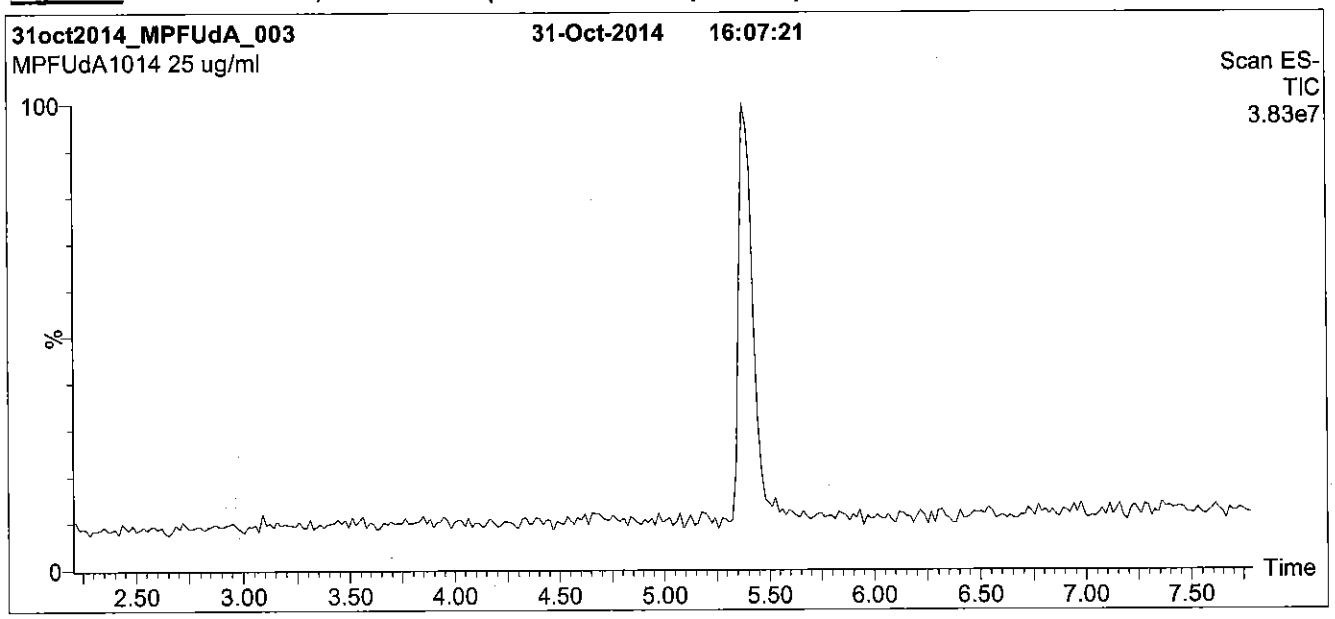

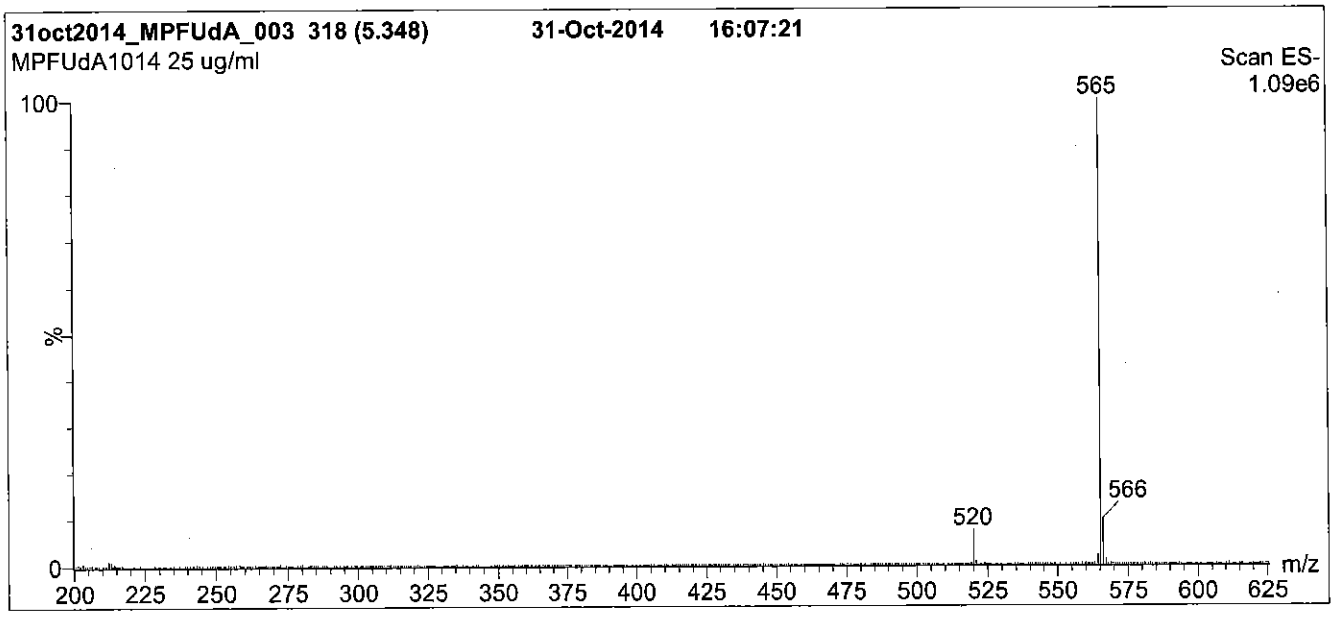

Conditions for Figure 1:

LC: **Waters Acquity Ultra Performance LC**
MS: **Micromass Quattro *micro* API MS**

Chromatographic Conditions

Column: Acquity UPLC BEH Shield RP_{18}
1.7 µm, 2.1 x 100 mm

Mobile phase: Gradient
Start: 50% (80:20 MeOH:ACN) / 50% H_2O
(both with 10 mM NH_4OAc buffer)
Ramp to 90% organic over 7 min and hold for
2 min before returning to initial conditions in 0.5 min.
Time: 10 min

Flow: 300 µl/min

MS Parameters

Experiment: Full Scan (200 - 850 amu)

Source: Electrospray (negative)
Capillary Voltage (kV) = 3.00
Cone Voltage (V) = 15.00
Cone Gas Flow (l/hr) = 65
Desolvation Gas Flow (l/hr) = 750

Figure 2: **MPFUdA; LC/MS/MS Data (Selected MRM Transitions)**

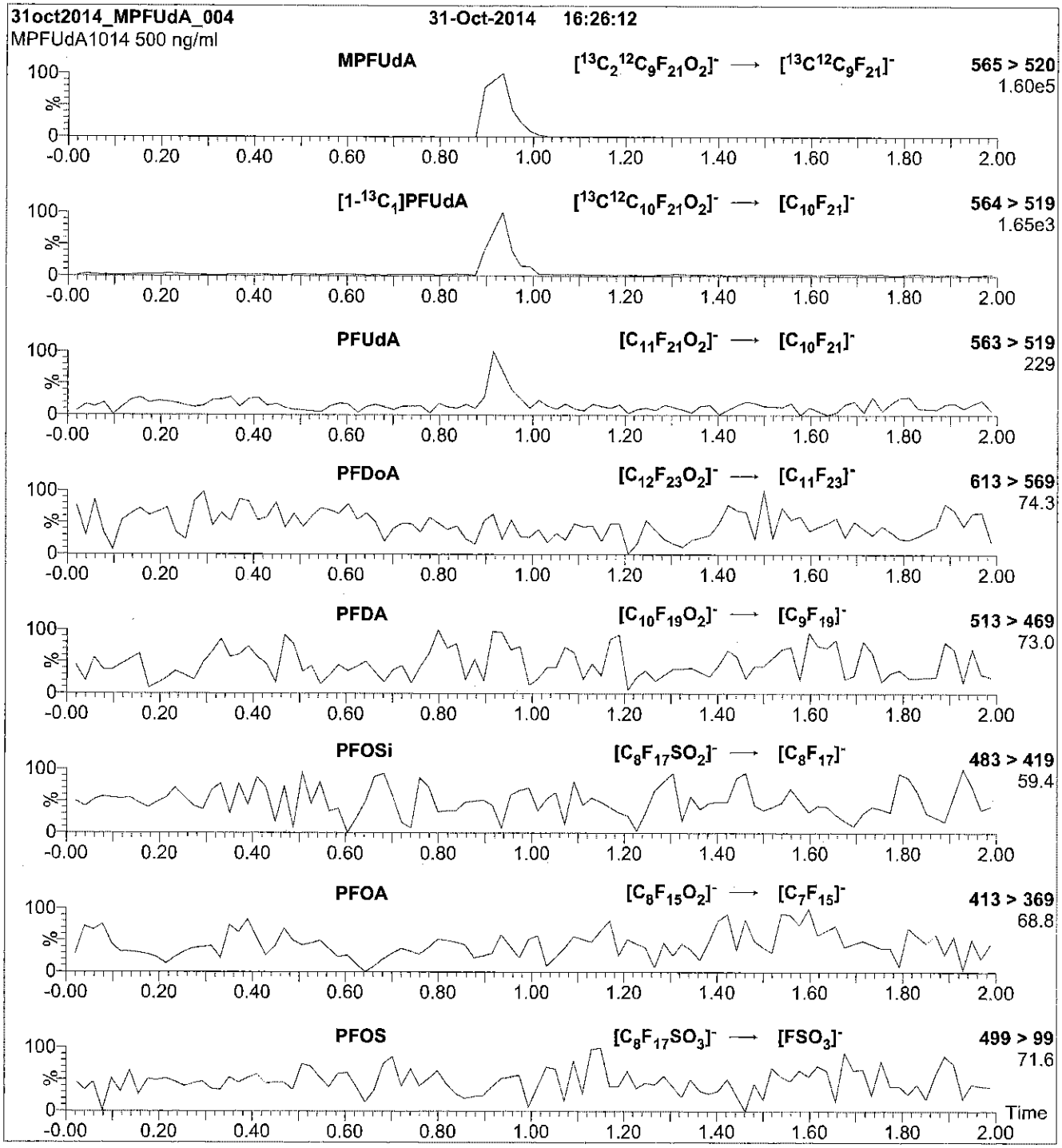

Conditions for Figure 2:

Injection: Direct loop injection
10 µl (500 ng/ml MPFUdA)

Mobile phase: Isocratic 80% (80:20 MeOH:ACN) / 20% H_2O
(both with 10 mM NH_4OAc buffer)

Flow: 300 µl/min

MS Parameters

Collision Gas (mbar) = 3.46e-3
Collision Energy (eV) = 11

Reagent

LCMPFUdA_00005

R: 12/9/15 SEV

WELLINGTON LABORATORIES

CERTIFICATE OF ANALYSIS
DOCUMENTATION

PRODUCT CODE: MPFUdA
COMPOUND: Perfluoro-n-[1,2-$^{13}C_2$]undecanoic acid

LOT NUMBER: MPFUdA1014

STRUCTURE:

CAS #: Not available

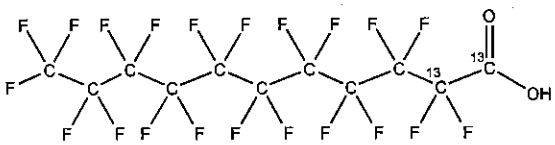

MOLECULAR FORMULA:	$^{13}C_2{}^{12}C_9HF_{21}O_2$	**MOLECULAR WEIGHT:**	566.08
CONCENTRATION:	50 ± 2.5 µg/ml	**SOLVENT(S):**	Methanol Water (<1%)
CHEMICAL PURITY:	>98%	**ISOTOPIC PURITY:**	≥99% ^{13}C ($1,2\text{-}^{13}C_2$)
LAST TESTED: (mm/dd/yyyy)	10/31/2014		
EXPIRY DATE: (mm/dd/yyyy)	10/31/2019		
RECOMMENDED STORAGE:	Store ampoule in a cool, dark place		

DOCUMENTATION/ DATA ATTACHED:

Figure 1: LC/MS Data (TIC and Mass Spectrum)
Figure 2: LC/MS/MS Data (Selected MRM Transitions)

ADDITIONAL INFORMATION:

- See page 2 for further details.
- Contains 4 mole eq. of NaOH to prevent conversion of the carboxylic acid to the methyl ester.
- Presence of 1-$^{13}C_1$-PFUdA (~1%; see Figure 2), 2-$^{13}C_1$-PFUdA (~1%), and PFUdA (~0.2%; see Figure 2) are due to the isotopic purity of the ^{13}C-precursor.

FOR LABORATORY USE ONLY: NOT FOR HUMAN OR DRUG USE

Certified By: B.G. Chittim **Date:** 04/01/2015 (mm/dd/yyyy)

Wellington Laboratories Inc., 345 Southgate Dr. Guelph ON N1G 3M5 CANADA
519-822-2436 • Fax: 519-822-2849 • info@well-labs.com

INTENDED USE:

The products prepared by Wellington Laboratories Inc. are for laboratory use only. This certified reference material (CRM) was designed to be used as a standard for the identification and/or quantification of the specific chemical compound it contains.

HAZARDS:

This product should only be used by qualified personnel familiar with its potential hazards and trained in the handling of hazardous chemicals. Due care should be exercised to prevent unnecessary human contact or ingestion. All procedures should be carried out in a well-functioning fume hood and suitable gloves, eye protection, and clothing should be worn at all times. Waste should be disposed of according to national and regional regulations. Safety Data Sheets (SDSs) are available upon request.

SYNTHESIS / CHARACTERIZATION:

Where possible, all of our products are synthesized using single-product unambiguous routes. They are then characterized, and their structures and purities confirmed, using a combination of the most relevant techniques, such as NMR, GC/MS, LC/MS/MS, SFC/UV/MS/MS, x-ray crystallography, and melting point. Isotopic purities of mass-labelled compounds are also confirmed using HRGC/HRMS and/or LC/MS/MS.

HOMOGENEITY:

Prior to solution preparation, crystalline material is tested for homogeneity using a variety of techniques (as stated above) and its solubility in a given diluent is taken into consideration. Duplicate solutions of a new product are prepared from the same crystalline lot and, after the addition of an appropriate internal standard, they are compared by GC/MS, LC/MS/MS and/or SFC/UV/MS/MS. The relative response factors of the analyte of interest in each solution are required to be <5% RSD. New solution lots of existing products are compared to older lots in the same manner, which further confirms the homogeneity of the crystalline material as well as the stability and homogeneity of the solutions in the storage containers.

UNCERTAINTY:

The maximum combined relative standard uncertainty of our reference standard solutions is calculated using the following equation:

The combined relative standard uncertainty, $u_c(y)$, of a value y and the uncertainty of the independent parameters $x_1, x_2, \ldots x_n$ on which it depends is:

$$u_c(y(x_1, x_2, \ldots x_n)) = \sqrt{\sum_{i=1}^{n} u(y, x_i)^2}$$

where x is expressed as a relative standard uncertainty of the individual parameter.

The individual uncertainties taken into account include those associated with weights (calibration of the balance) and volumes (calibration of the volumetric glassware). An expanded maximum combined percent relative uncertainty of ±5% (calculated with a coverage factor of 2 and a level of confidence of 95%) is stated on the Certificate of Analysis for all of our products.

TRACEABILITY:

All reference standard solutions are traceable to specific crystalline lots. The microbalances used for solution preparation are regularly tested by an external ISO/IEC 17025 accredited calibration company. In addition, their calibration is verified prior to each weighing using NIST and/or NRC traceable external weights. All volumetric glassware used is of Class A tolerance and has been tested according to the appropriate ASTM procedures, which are ultimately traceable to NIST. For certain products, traceability to international interlaboratory studies has also been established.

EXPIRY DATE / PERIOD OF VALIDITY:

Ongoing stability studies of this product have demonstrated stability in its composition and concentration, until the specified expiry date, in the unopened ampoule. Monitoring for any degradation or change in concentration of the listed analyte(s) is performed on a routine basis.

LIMITED WARRANTY:

At the time of shipment, all products are warranted to be free of defects in material and workmanship and to conform to the stated technical and purity specifications.

QUALITY MANAGEMENT:

This product was produced using a Quality Management System registered to the latest versions of ISO 9001 by SAI Global, ISO/IEC 17025 by the Canadian Association for Laboratory Accreditation Inc. (CALA; A 1226), and ISO GUIDE 34 by ANSI-ASQ National Accreditation Board (ANAB; AR-1523).

CALA Testing Accreditation No. A 1226

ANAB ACCREDITED Accredited REFERENCE MATERIAL PRODUCER

For additional information or assistance concerning this or any other products from Wellington Laboratories Inc., please visit our website at www.well-labs.com or contact us directly at info@well-labs.com

Figure 1: **MPFUdA; LC/MS Data (TIC and Mass Spectrum)**

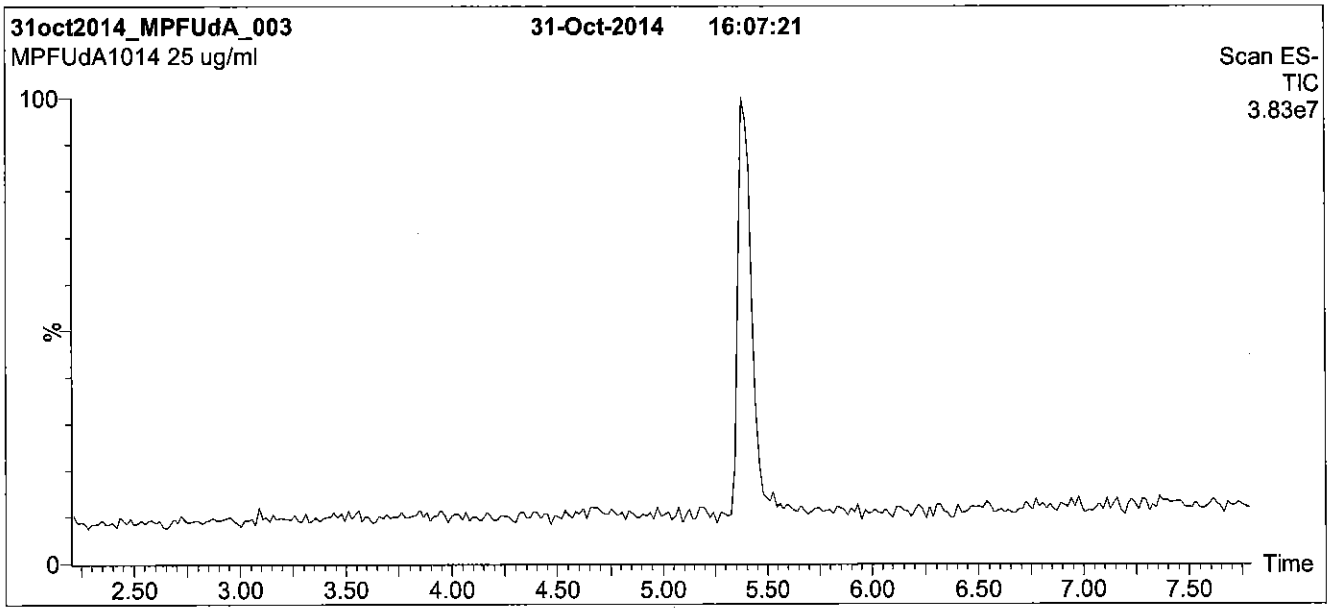

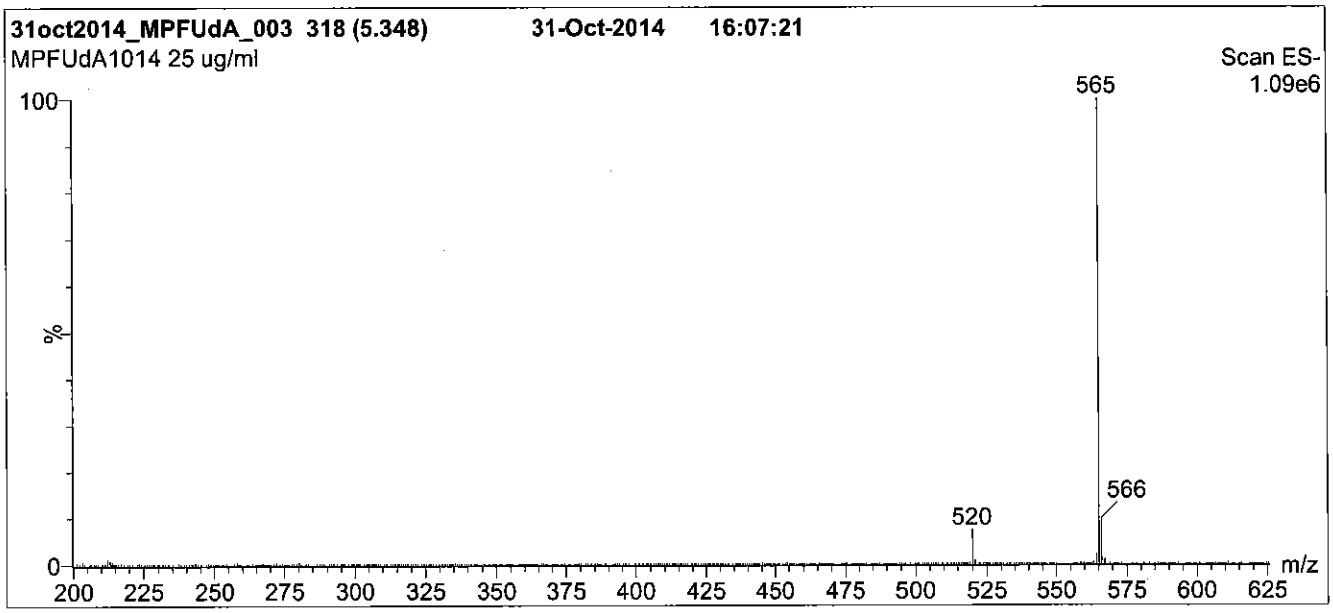

Conditions for Figure 1:

LC: **Waters Acquity Ultra Performance LC**
MS: **Micromass Quattro *micro* API MS**

Chromatographic Conditions

Column: Acquity UPLC BEH Shield RP_{18}
1.7 µm, 2.1 x 100 mm

Mobile phase: Gradient
Start: 50% (80:20 MeOH:ACN) / 50% H_2O
(both with 10 mM NH_4OAc buffer)
Ramp to 90% organic over 7 min and hold for
2 min before returning to initial conditions in 0.5 min.
Time: 10 min

Flow: 300 µl/min

MS Parameters

Experiment: Full Scan (200 - 850 amu)

Source: Electrospray (negative)
Capillary Voltage (kV) = 3.00
Cone Voltage (V) = 15.00
Cone Gas Flow (l/hr) = 65
Desolvation Gas Flow (l/hr) = 750

Figure 2: **MPFUdA; LC/MS/MS Data (Selected MRM Transitions)**

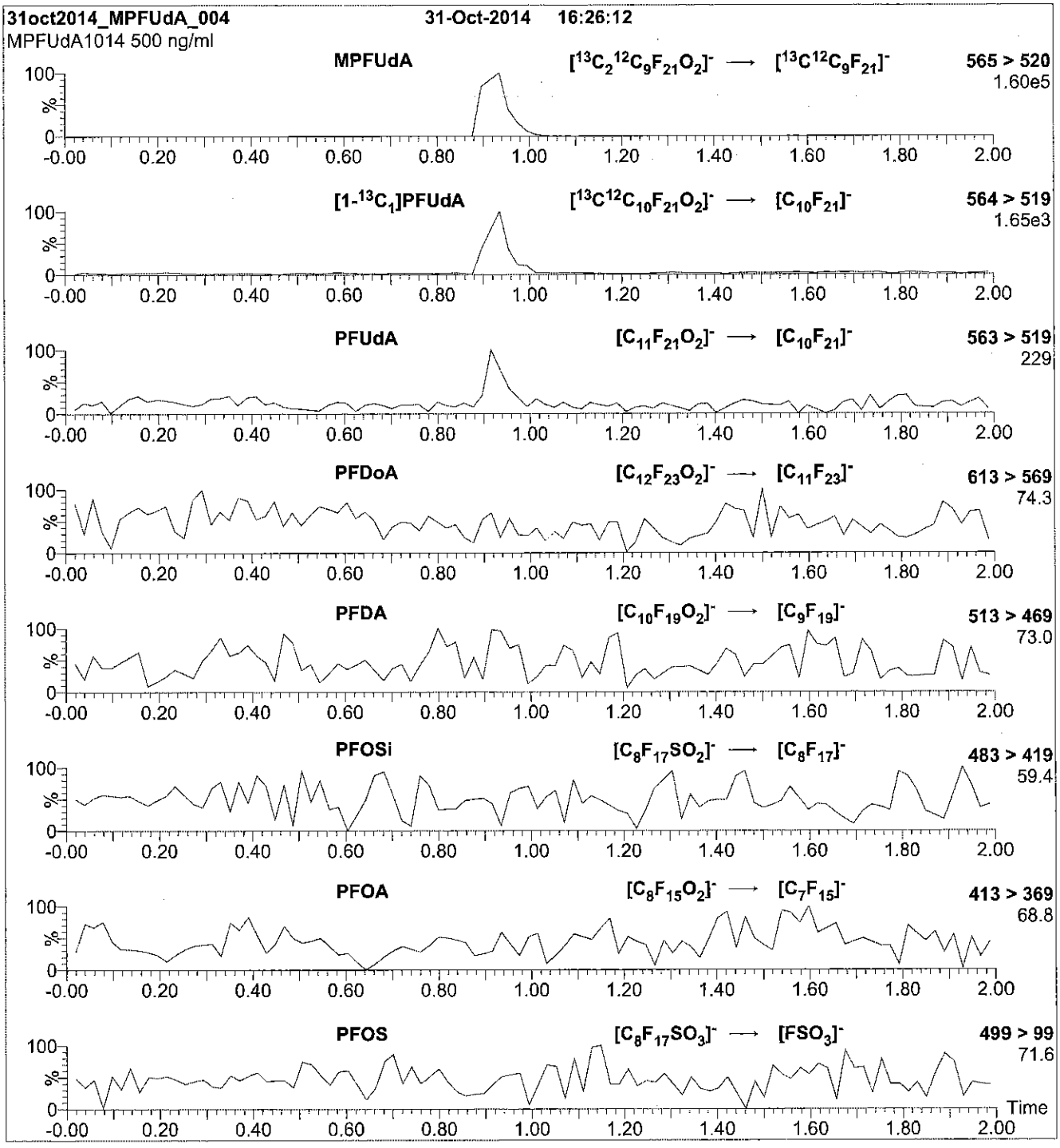

Conditions for Figure 2:

Injection: Direct loop injection
10 µl (500 ng/ml MPFUdA)

Mobile phase: Isocratic 80% (80:20 MeOH:ACN) / 20% H_2O
(both with 10 mM NH_4OAc buffer)

Flow: 300 µl/min

MS Parameters

Collision Gas (mbar) = 3.46e-3
Collision Energy (eV) = 11

Reagent

LCMPFUdA_00006

591165
ID: LCMPFUdA_00006
Exp: 10/31/19 Prpd: CBW
13C2-Perfluoroundecanoic

R: 3/3/16 CBW

WELLINGTON LABORATORIES

CERTIFICATE OF ANALYSIS
DOCUMENTATION

PRODUCT CODE: MPFUdA
LOT NUMBER: MPFUdA1014
COMPOUND: Perfluoro-n-[1,2-$^{13}C_2$]undecanoic acid
STRUCTURE:
CAS #: Not available

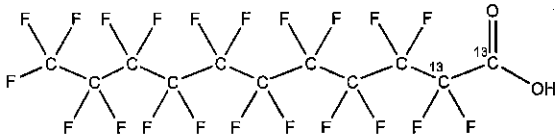

MOLECULAR FORMULA:	$^{13}C_2{}^{12}C_9HF_{21}O_2$	**MOLECULAR WEIGHT:**	566.08
CONCENTRATION:	50 ± 2.5 µg/ml	**SOLVENT(S):**	Methanol Water (<1%)
CHEMICAL PURITY:	>98%	**ISOTOPIC PURITY:**	≥99% ^{13}C ($1,2\text{-}^{13}C_2$)
LAST TESTED: (mm/dd/yyyy)	10/31/2014		
EXPIRY DATE: (mm/dd/yyyy)	10/31/2019		
RECOMMENDED STORAGE:	Store ampoule in a cool, dark place		

DOCUMENTATION/ DATA ATTACHED:

Figure 1: LC/MS Data (TIC and Mass Spectrum)
Figure 2: LC/MS/MS Data (Selected MRM Transitions)

ADDITIONAL INFORMATION:

- See page 2 for further details.
- Contains 4 mole eq. of NaOH to prevent conversion of the carboxylic acid to the methyl ester.
- Presence of 1-$^{13}C_1$-PFUdA (~1%; see Figure 2), 2-$^{13}C_1$-PFUdA (~1%), and PFUdA (~0.2%; see Figure 2) are due to the isotopic purity of the ^{13}C-precursor.

FOR LABORATORY USE ONLY: NOT FOR HUMAN OR DRUG USE

Certified By: B.G. Chittim **Date:** 04/01/2015 (mm/dd/yyyy)

Wellington Laboratories Inc., 345 Southgate Dr. Guelph ON N1G 3M5 CANADA
519-822-2436 • Fax: 519-822-2849 • info@well-labs.com

INTENDED USE:

The products prepared by Wellington Laboratories Inc. are for laboratory use only. This certified reference material (CRM) was designed to be used as a standard for the identification and/or quantification of the specific chemical compound it contains.

HAZARDS:

This product should only be used by qualified personnel familiar with its potential hazards and trained in the handling of hazardous chemicals. Due care should be exercised to prevent unnecessary human contact or ingestion. All procedures should be carried out in a well-functioning fume hood and suitable gloves, eye protection, and clothing should be worn at all times. Waste should be disposed of according to national and regional regulations. Safety Data Sheets (SDSs) are available upon request.

SYNTHESIS / CHARACTERIZATION:

Where possible, all of our products are synthesized using single-product unambiguous routes. They are then characterized, and their structures and purities confirmed, using a combination of the most relevant techniques, such as NMR, GC/MS, LC/MS/MS, SFC/UV/MS/MS, x-ray crystallography, and melting point. Isotopic purities of mass-labelled compounds are also confirmed using HRGC/HRMS and/or LC/MS/MS.

HOMOGENEITY:

Prior to solution preparation, crystalline material is tested for homogeneity using a variety of techniques (as stated above) and its solubility in a given diluent is taken into consideration. Duplicate solutions of a new product are prepared from the same crystalline lot and, after the addition of an appropriate internal standard, they are compared by GC/MS, LC/MS/MS and/or SFC/UV/MS/MS. The relative response factors of the analyte of interest in each solution are required to be <5% RSD. New solution lots of existing products are compared to older lots in the same manner, which further confirms the homogeneity of the crystalline material as well as the stability and homogeneity of the solutions in the storage containers.

UNCERTAINTY:

The maximum combined relative standard uncertainty of our reference standard solutions is calculated using the following equation:

The combined relative standard uncertainty, $u_c(y)$, of a value y and the uncertainty of the independent parameters $x_1, x_2, \ldots x_n$ on which it depends is:

$$u_c(y(x_1, x_2, \ldots x_n)) = \sqrt{\sum_{i=1}^{n} u(y, x_i)^2}$$

where x is expressed as a relative standard uncertainty of the individual parameter.

The individual uncertainties taken into account include those associated with weights (calibration of the balance) and volumes (calibration of the volumetric glassware). An expanded maximum combined percent relative uncertainty of ±5% (calculated with a coverage factor of 2 and a level of confidence of 95%) is stated on the Certificate of Analysis for all of our products.

TRACEABILITY:

All reference standard solutions are traceable to specific crystalline lots. The microbalances used for solution preparation are regularly tested by an external ISO/IEC 17025 accredited calibration company. In addition, their calibration is verified prior to each weighing using NIST and/or NRC traceable external weights. All volumetric glassware used is of Class A tolerance and has been tested according to the appropriate ASTM procedures, which are ultimately traceable to NIST. For certain products, traceability to international interlaboratory studies has also been established.

EXPIRY DATE / PERIOD OF VALIDITY:

Ongoing stability studies of this product have demonstrated stability in its composition and concentration, until the specified expiry date, in the unopened ampoule. Monitoring for any degradation or change in concentration of the listed analyte(s) is performed on a routine basis.

LIMITED WARRANTY:

At the time of shipment, all products are warranted to be free of defects in material and workmanship and to conform to the stated technical and purity specifications.

QUALITY MANAGEMENT:

This product was produced using a Quality Management System registered to the latest versions of ISO 9001 by SAI Global, ISO/IEC 17025 by the Canadian Association for Laboratory Accreditation Inc. (CALA; A 1226), and ISO GUIDE 34 by ANSI-ASQ National Accreditation Board (ANAB; AR-1523).

CALA Testing Accreditation No. A 1226

ANAB ACCREDITED REFERENCE MATERIAL PRODUCER

For additional information or assistance concerning this or any other products from Wellington Laboratories Inc., please visit our website at www.well-labs.com or contact us directly at info@well-labs.com

Figure 1: **MPFUdA; LC/MS Data (TIC and Mass Spectrum)**

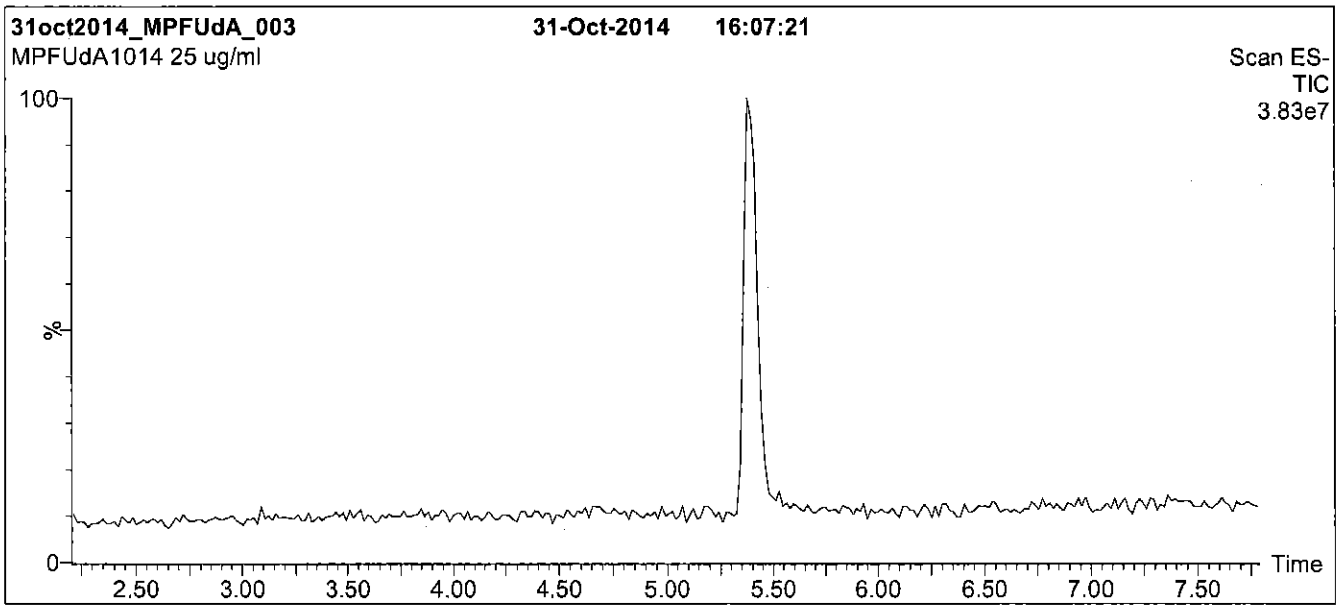

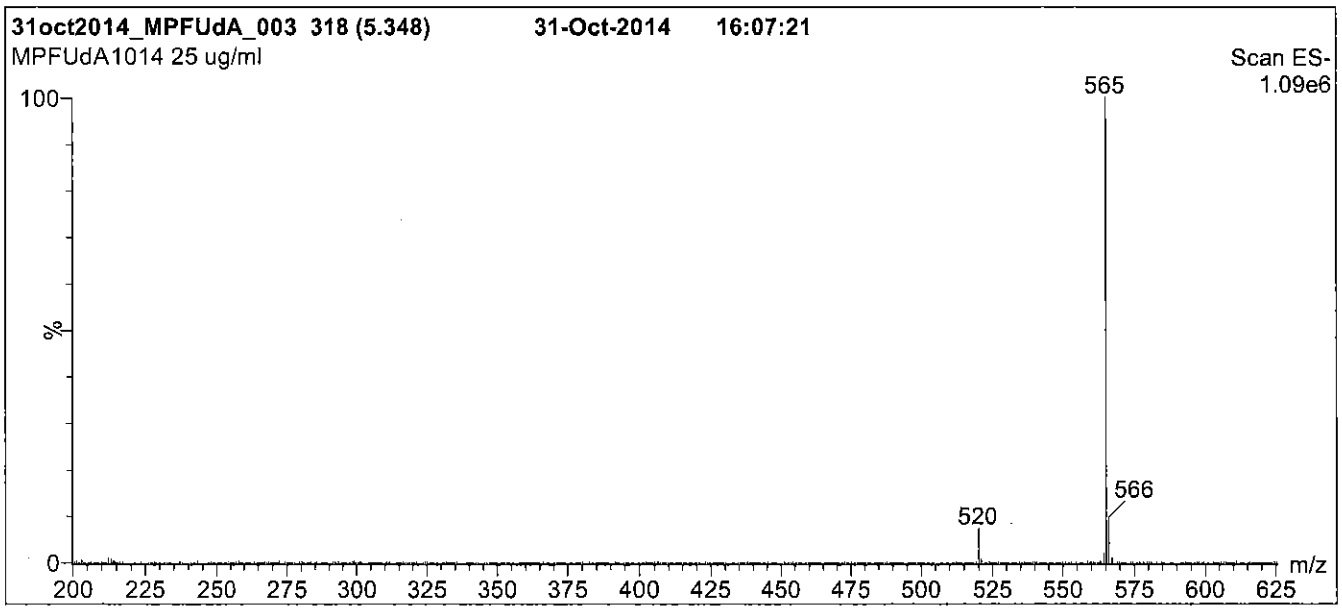

Conditions for Figure 1:

LC: **Waters Acquity Ultra Performance LC**
MS: **Micromass Quattro *micro* API MS**

Chromatographic Conditions

Column: Acquity UPLC BEH Shield RP_{18}
1.7 µm, 2.1 x 100 mm

Mobile phase: Gradient
Start: 50% (80:20 MeOH:ACN) / 50% H_2O
(both with 10 mM NH_4OAc buffer)
Ramp to 90% organic over 7 min and hold for
2 min before returning to initial conditions in 0.5 min.
Time: 10 min

Flow: 300 µl/min

MS Parameters

Experiment: Full Scan (200 - 850 amu)

Source: Electrospray (negative)
Capillary Voltage (kV) = 3.00
Cone Voltage (V) = 15.00
Cone Gas Flow (l/hr) = 65
Desolvation Gas Flow (l/hr) = 750

Figure 2: **MPFUdA; LC/MS/MS Data (Selected MRM Transitions)**

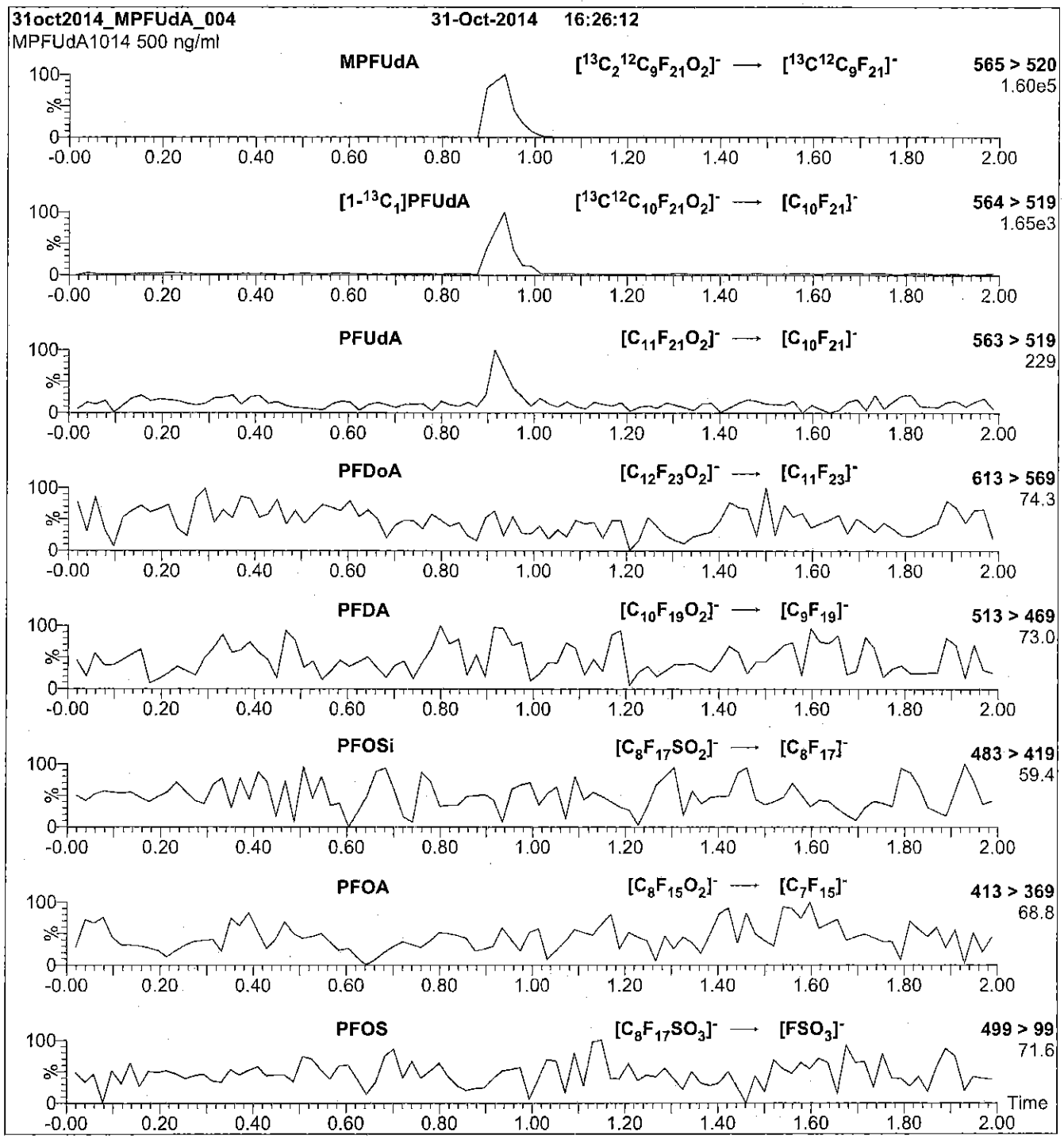

Conditions for Figure 2:

Injection:	Direct loop injection 10 µl (500 ng/ml MPFUdA)
Mobile phase:	Isocratic 80% (80:20 MeOH:ACN) / 20% H_2O (both with 10 mM NH_4OAc buffer)
Flow:	300 µl/min

MS Parameters

Collision Gas (mbar) = 3.46e-3
Collision Energy (eV) = 11

Reagent

LCMPFUdA_00007

609704
ID: LCMPFUdA_00007
Exp: 10/31/19 Prpd: CBW
13C2-Perfluoroundecanoic

R: 4/7/16 CBW

WELLINGTON LABORATORIES

CERTIFICATE OF ANALYSIS
DOCUMENTATION

PRODUCT CODE: MPFUdA
COMPOUND: Perfluoro-n-[1,2-$^{13}C_2$]undecanoic acid

LOT NUMBER: MPFUdA1014

STRUCTURE:

CAS #: Not available

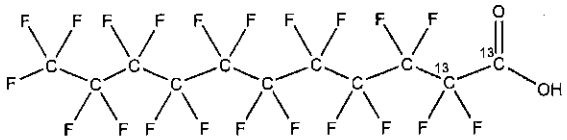

MOLECULAR FORMULA:	$^{13}C_2{}^{12}C_8HF_{21}O_2$	**MOLECULAR WEIGHT:**	566.08
CONCENTRATION:	50 ± 2.5 µg/ml	**SOLVENT(S):**	Methanol Water (<1%)
CHEMICAL PURITY:	>98%	**ISOTOPIC PURITY:**	≥99% ^{13}C ($1,2\text{-}^{13}C_2$)
LAST TESTED: (mm/dd/yyyy)	10/31/2014		
EXPIRY DATE: (mm/dd/yyyy)	10/31/2019		
RECOMMENDED STORAGE:	Store ampoule in a cool, dark place		

DOCUMENTATION/ DATA ATTACHED:

Figure 1: LC/MS Data (TIC and Mass Spectrum)
Figure 2: LC/MS/MS Data (Selected MRM Transitions)

ADDITIONAL INFORMATION:

- See page 2 for further details.
- Contains 4 mole eq. of NaOH to prevent conversion of the carboxylic acid to the methyl ester.
- Presence of 1-$^{13}C_1$-PFUdA (~1%; see Figure 2), 2-$^{13}C_1$-PFUdA (~1%), and PFUdA (~0.2%; see Figure 2) are due to the isotopic purity of the ^{13}C-precursor.

FOR LABORATORY USE ONLY: NOT FOR HUMAN OR DRUG USE

Certified By: B.G. Chittim **Date:** 04/01/2015 (mm/dd/yyyy)

Wellington Laboratories Inc., 345 Southgate Dr. Guelph ON N1G 3M5 CANADA
519-822-2436 • Fax: 519-822-2849 • info@well-labs.com

INTENDED USE:

The products prepared by Wellington Laboratories Inc. are for laboratory use only. This certified reference material (CRM) was designed to be used as a standard for the identification and/or quantification of the specific chemical compound it contains.

HAZARDS:

This product should only be used by qualified personnel familiar with its potential hazards and trained in the handling of hazardous chemicals. Due care should be exercised to prevent unnecessary human contact or ingestion. All procedures should be carried out in a well-functioning fume hood and suitable gloves, eye protection, and clothing should be worn at all times. Waste should be disposed of according to national and regional regulations. Safety Data Sheets (SDSs) are available upon request.

SYNTHESIS / CHARACTERIZATION:

Where possible, all of our products are synthesized using single-product unambiguous routes. They are then characterized, and their structures and purities confirmed, using a combination of the most relevant techniques, such as NMR, GC/MS, LC/MS/MS, SFC/UV/MS/MS, x-ray crystallography, and melting point. Isotopic purities of mass-labelled compounds are also confirmed using HRGC/HRMS and/or LC/MS/MS.

HOMOGENEITY:

Prior to solution preparation, crystalline material is tested for homogeneity using a variety of techniques (as stated above) and its solubility in a given diluent is taken into consideration. Duplicate solutions of a new product are prepared from the same crystalline lot and, after the addition of an appropriate internal standard, they are compared by GC/MS, LC/MS/MS and/or SFC/UV/MS/MS. The relative response factors of the analyte of interest in each solution are required to be <5% RSD. New solution lots of existing products are compared to older lots in the same manner, which further confirms the homogeneity of the crystalline material as well as the stability and homogeneity of the solutions in the storage containers.

UNCERTAINTY:

The maximum combined relative standard uncertainty of our reference standard solutions is calculated using the following equation:

The combined relative standard uncertainty, $u_c(y)$, of a value y and the uncertainty of the independent parameters $x_1, x_2, \ldots x_n$ on which it depends is:

$$u_c(y(x_1, x_2, \ldots x_n)) = \sqrt{\sum_{i=1}^{n} u(y, x_i)^2}$$

where x is expressed as a relative standard uncertainty of the individual parameter.

The individual uncertainties taken into account include those associated with weights (calibration of the balance) and volumes (calibration of the volumetric glassware). An expanded maximum combined percent relative uncertainty of ±5% (calculated with a coverage factor of 2 and a level of confidence of 95%) is stated on the Certificate of Analysis for all of our products.

TRACEABILITY:

All reference standard solutions are traceable to specific crystalline lots. The microbalances used for solution preparation are regularly tested by an external ISO/IEC 17025 accredited calibration company. In addition, their calibration is verified prior to each weighing using NIST and/or NRC traceable external weights. All volumetric glassware used is of Class A tolerance and has been tested according to the appropriate ASTM procedures, which are ultimately traceable to NIST. For certain products, traceability to international interlaboratory studies has also been established.

EXPIRY DATE / PERIOD OF VALIDITY:

Ongoing stability studies of this product have demonstrated stability in its composition and concentration, until the specified expiry date, in the unopened ampoule. Monitoring for any degradation or change in concentration of the listed analyte(s) is performed on a routine basis.

LIMITED WARRANTY:

At the time of shipment, all products are warranted to be free of defects in material and workmanship and to conform to the stated technical and purity specifications.

QUALITY MANAGEMENT:

This product was produced using a Quality Management System registered to the latest versions of ISO 9001 by SAI Global, ISO/IEC 17025 by the Canadian Association for Laboratory Accreditation Inc. (CALA; A 1226), and ISO GUIDE 34 by ANSI-ASQ National Accreditation Board (ANAB; AR-1523).

CALA Testing Accreditation No. A 1226

ANAB ACCREDITED ISO 17034 REFERENCE MATERIAL PRODUCER

For additional information or assistance concerning this or any other products from Wellington Laboratories Inc., please visit our website at www.well-labs.com or contact us directly at info@well-labs.com

Figure 1: **MPFUdA; LC/MS Data (TIC and Mass Spectrum)**

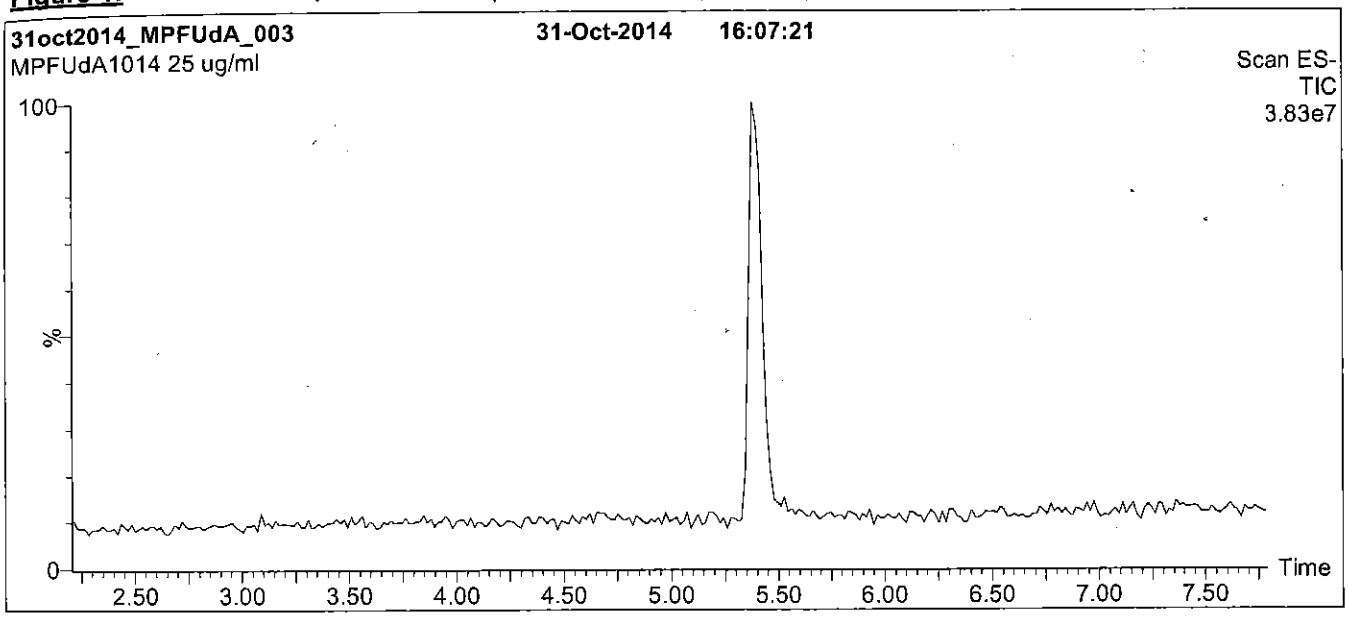

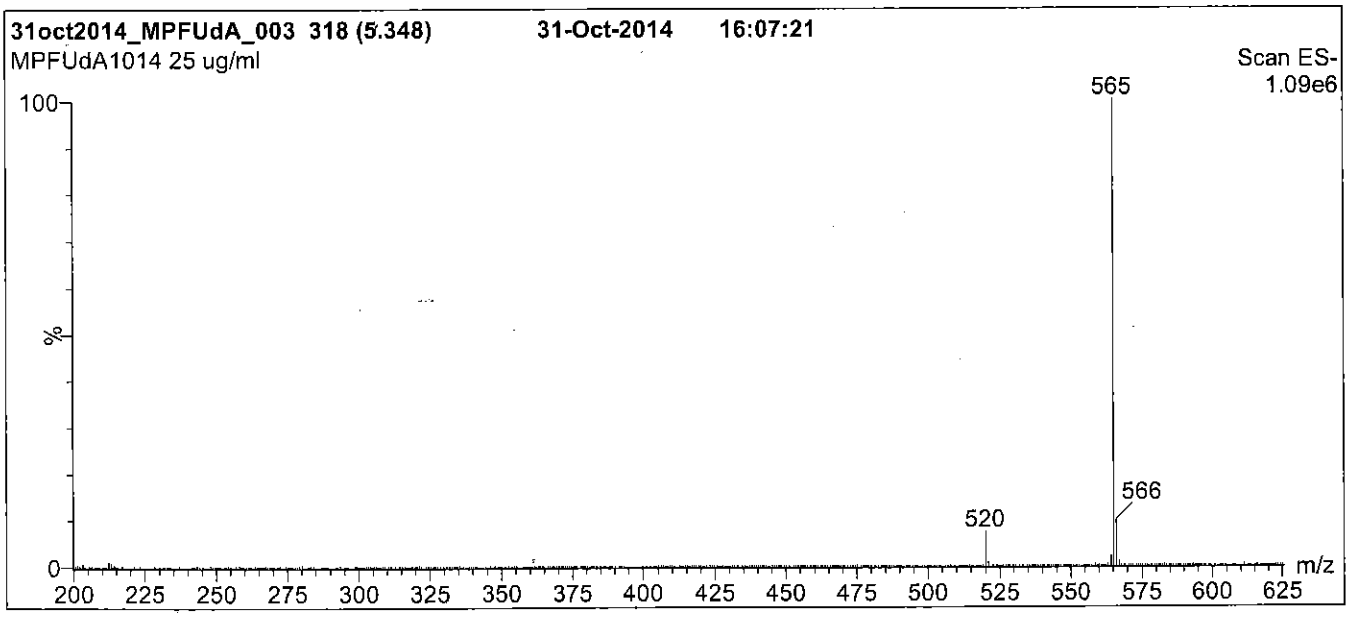

Conditions for Figure 1:

LC: **Waters Acquity Ultra Performance LC**
MS: **Micromass Quattro *micro* API MS**

Chromatographic Conditions

Column: Acquity UPLC BEH Shield RP_{18}
1.7 µm, 2.1 x 100 mm

Mobile phase: Gradient
Start: 50% (80:20 MeOH:ACN) / 50% H_2O
(both with 10 mM NH_4OAc buffer)
Ramp to 90% organic over 7 min and hold for
2 min before returning to initial conditions in 0.5 min.
Time: 10 min

Flow: 300 µl/min

MS Parameters

Experiment: Full Scan (200 - 850 amu)

Source: Electrospray (negative)
Capillary Voltage (kV) = 3.00
Cone Voltage (V) = 15.00
Cone Gas Flow (l/hr) = 65
Desolvation Gas Flow (l/hr) = 750

Figure 2: **MPFUdA; LC/MS/MS Data (Selected MRM Transitions)**

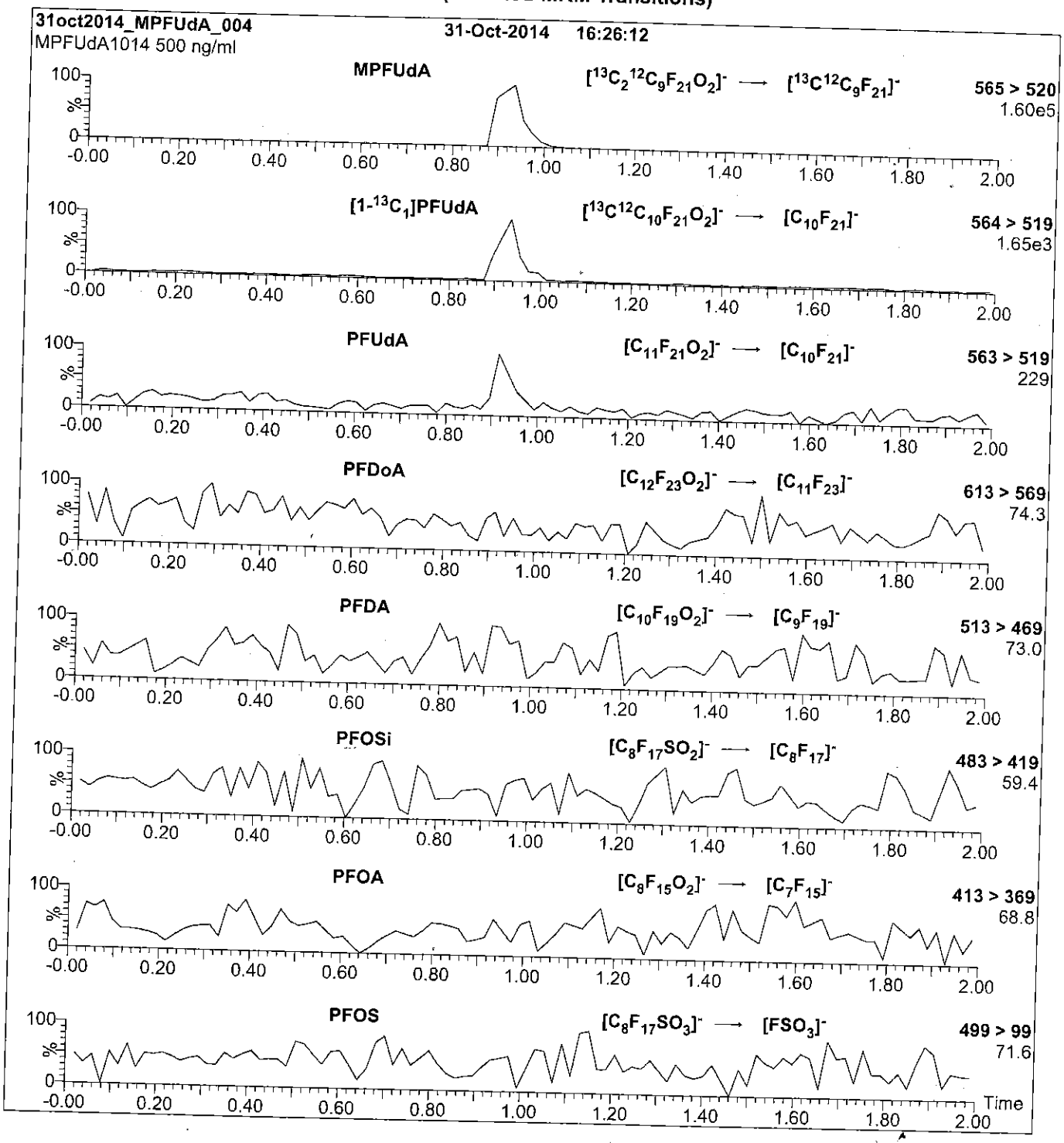

Conditions for Figure 2:

Injection: Direct loop injection
10 µl (500 ng/ml MPFUdA)

Mobile phase: Isocratic 80% (80:20 MeOH:ACN) / 20% H_2O
(both with 10 mM NH_4OAc buffer)

Flow: 300 µl/min

MS Parameters

Collision Gas (mbar) = 3.46e-3
Collision Energy (eV) = 11

Reagent

LCPFACMXB_00007

P: 12/30/15 CW

WELLINGTON LABORATORIES

CERTIFICATE OF ANALYSIS
DOCUMENTATION

PFAC-MXB

Solution/Mixture of Native Perfluoroalkylcarboxylic Acids and Native Perfluoroalkylsulfonates

PRODUCT CODE:	PFAC-MXB
LOT NUMBER:	PFACMXB1115
SOLVENT(S):	Methanol / Water (<1%)
DATE PREPARED: (mm/dd/yyyy)	11/04/2015
LAST TESTED: (mm/dd/yyyy)	11/06/2015
EXPIRY DATE: (mm/dd/yyyy)	11/06/2020
RECOMMENDED STORAGE:	Store ampoule in a cool, dark place

DESCRIPTION:

PFAC-MXB is a solution/mixture of thirteen native perfluoroalkylcarboxylic acids (C_4-C_{14}, C_{16}, and C_{18}) and four native perfluoroalkylsulfonates (C_4, C_6, C_8 and C_{10}). The full name, abbreviation and concentration for each of the components are given in Table A.

The individual perfluoroalkylcarboxylic acids and perfluoroalkylsulfonates all have chemical purities of >98%.

DOCUMENTATION/ DATA ATTACHED:

Table A: Components and Concentrations of the Solution/Mixture
Figure 1: LC/MS Data (SIR)
Figure 2: LC/MS/MS Data (Selected MRM Transitions)
Figure 3: LC/MS/MS Data (Selected MRM Transitions)

ADDITIONAL INFORMATION:

- See page 2 for further details.
- Contains 4 mole eq. of NaOH to prevent conversion of the carboxylic acids to their respective methyl esters.

FOR LABORATORY USE ONLY: NOT FOR HUMAN OR DRUG USE

Wellington Laboratories Inc., 345 Southgate Dr. Guelph ON N1G 3M5 CANADA
519-822-2436 • Fax: 519-822-2849 • info@well-labs.com

INTENDED USE:

The products prepared by Wellington Laboratories Inc. are for laboratory use only. This certified reference material (CRM) was designed to be used as a standard for the identification and/or quantification of the specific chemical compounds it contains.

HAZARDS:

This product should only be used by qualified personnel familiar with its potential hazards and trained in the handling of hazardous chemicals. Due care should be exercised to prevent unnecessary human contact or ingestion. All procedures should be carried out in a well-functioning fume hood and suitable gloves, eye protection, and clothing should be worn at all times. Waste should be disposed of according to national and regional regulations. Safety Data Sheets (SDSs) are available upon request.

SYNTHESIS / CHARACTERIZATION:

Where possible, all of our products are synthesized using single-product unambiguous routes. They are then characterized, and their structures and purities confirmed, using a combination of the most relevant techniques, such as NMR, GC/MS, LC/MS/MS, SFC/UV/MS/MS, x-ray crystallography, and melting point. Isotopic purities of mass-labelled compounds are also confirmed using HRGC/HRMS and/or LC/MS/MS.

HOMOGENEITY:

Prior to solution preparation, crystalline material is tested for homogeneity using a variety of techniques (as stated above) and its solubility in a given diluent is taken into consideration. Duplicate solutions of a new product are prepared from the same crystalline lot and, after the addition of an appropriate internal standard, they are compared by GC/MS, LC/MS/MS and/or SFC/UV/MS/MS. The relative response factors of the analyte of interest in each solution are required to be <5% RSD. New solution lots of existing products are compared to older lots in the same manner, which further confirms the homogeneity of the crystalline material as well as the stability and homogeneity of the solutions in the storage containers.

UNCERTAINTY:

The maximum combined relative standard uncertainty of our reference standard solutions is calculated using the following equation:

The combined relative standard uncertainty, $u_c(y)$, of a value y and the uncertainty of the independent parameters x_1, x_2,...x_n on which it depends is:

$$u_c(y(x_1, x_2, ...x_n)) = \sqrt{\sum_{i=1}^{n} u(y, x_i)^2}$$

where x is expressed as a relative standard uncertainty of the individual parameter.

The individual uncertainties taken into account include those associated with weights (calibration of the balance) and volumes (calibration of the volumetric glassware). An expanded maximum combined percent relative uncertainty of ±5% (calculated with a coverage factor of 2 and a level of confidence of 95%) is stated on the Certificate of Analysis for all of our products.

TRACEABILITY:

All reference standard solutions are traceable to specific crystalline lots. The microbalances used for solution preparation are regularly tested by an external ISO/IEC 17025 accredited calibration company. In addition, their calibration is verified prior to each weighing using NIST and/or NRC traceable external weights. All volumetric glassware used is of Class A tolerance and has been tested according to the appropriate ASTM procedures, which are ultimately traceable to NIST. For certain products, traceability to international interlaboratory studies has also been established.

EXPIRY DATE / PERIOD OF VALIDITY:

Ongoing stability studies of this product have demonstrated stability in its composition and concentration, until the specified expiry date, in the unopened ampoule. Monitoring for any degradation or change in concentration of the listed analyte(s) is performed on a routine basis.

LIMITED WARRANTY:

At the time of shipment, all products are warranted to be free of defects in material and workmanship and to conform to the stated technical and purity specifications.

QUALITY MANAGEMENT:

This product was produced using a Quality Management System registered to the latest versions of ISO 9001 by SAI Global, ISO/IEC 17025 by the Canadian Association for Laboratory Accreditation Inc. (CALA; A 1226), and ISO GUIDE 34 by ANSI-ASQ National Accreditation Board (ANAB; AR-1523).

CALA Testing

ANAB ACCREDITED REFERENCE MATERIAL PRODUCER

For additional information or assistance concerning this or any other products from Wellington Laboratories Inc., please visit our website at www.well-labs.com or contact us directly at info@well-labs.com

Table A: **PFAC-MXB; Components and Concentrations (ng/ml, ± 5% in Methanol / Water (<1%))**

Name	Abbreviation	Concentration (ng/ml)	Peak Assignment In Figure 1
Perfluoro-n-butanoic acid	PFBA	2000	A
Perfluoro-n-pentanoic acid	PFPeA	2000	B
Perfluoro-n-hexanoic acid	PFHxA	2000	D
Perfluoro-n-heptanoic acid	PFHpA	2000	E
Perfluoro-n-octanoic acid	PFOA	2000	G
Perfluoro-n-nonanoic acid	PFNA	2000	H
Perfluoro-n-decanoic acid	PFDA	2000	J
Perfluoro-n-undecanoic acid	PFUdA	2000	K
Perfluoro-n-dodecanoic acid	PFDoA	2000	M
Perfluoro-n-tridecanoic acid	PFTrDA	2000	N
Perfluoro-n-tetradecanoic acid	PFTeDA	2000	O
Perfluoro-n-hexadecanoic acid	PFHxDA	2000	P
Perfluoro-n-octadecanoic acid	PFODA	2000	Q

Name	Abbreviation	Concentration (ng/ml)		Peak Assignment in Figure 1
		as the salt	as the anion	
Potassium perfluoro-1-butanesulfonate	L-PFBS	2000	1770	C
Sodium perfluoro-1-hexanesulfonate	L-PFHxS	2000	1890	F
Sodium perfluoro-1-octanesulfonate	L-PFOS	2000	1910	I
Sodium perfluoro-1-decanesulfonate	L-PFDS	2000	1930	L

Certified By: B.G. Chittim **Date:** 11/11/2015 (mm/dd/yyyy)

Figure 1: **PFAC-MXB; LC/MS Data (Total Ion Current Chromatogram; SIR)**

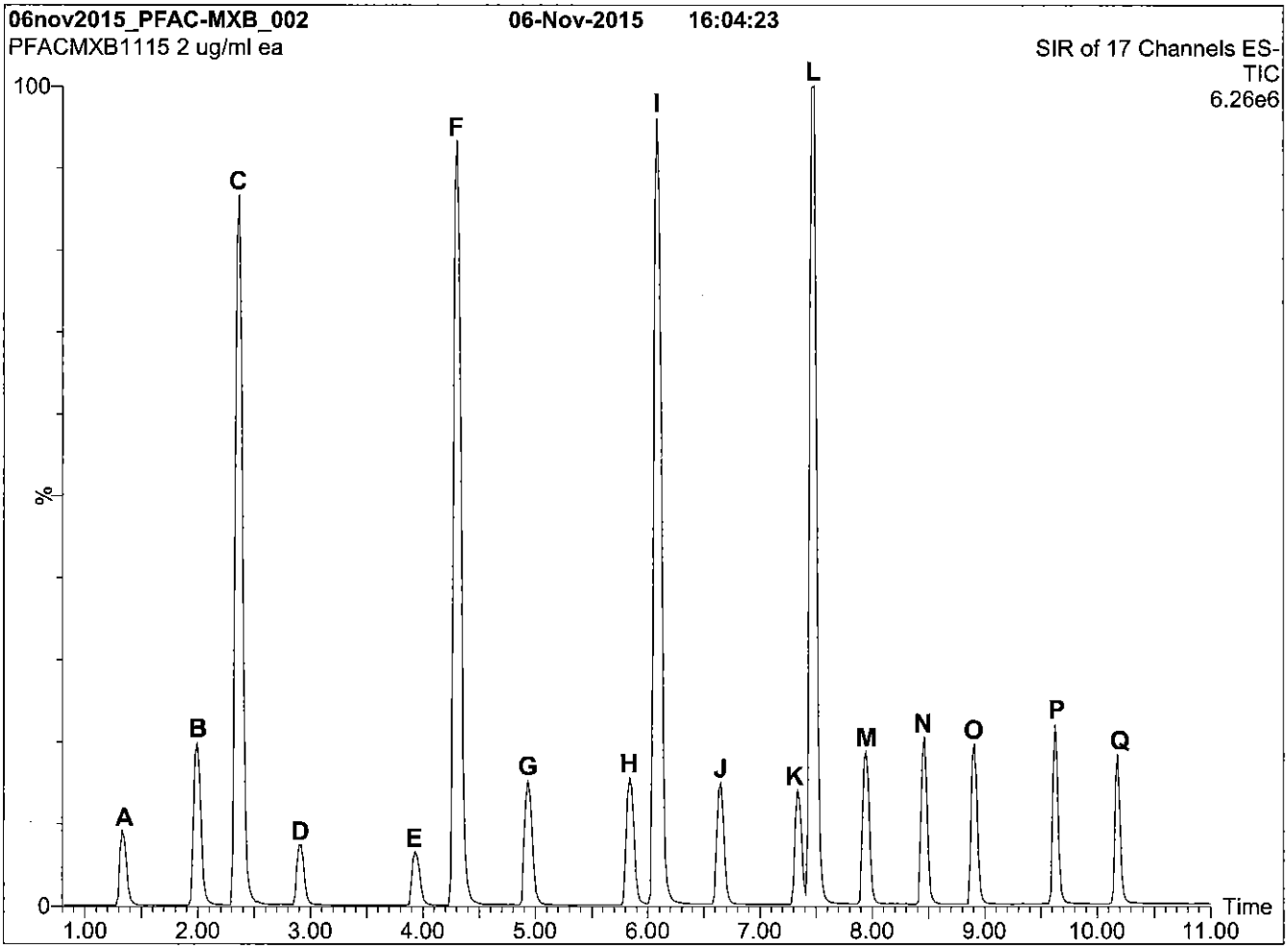

Conditions for Figure 1:

LC: **Waters Acquity Ultra Performance LC**
MS: **Micromass Quattro *micro* API MS**

Chromatographic Conditions

Column: Acquity UPLC BEH Shield RP_{18}
1.7 µm, 2.1 x 100 mm

Mobile phase: Gradient
Start: 55% H_2O / 45% (80:20 MeOH:ACN)
(both with 10 mM NH_4OAc buffer)
Ramp to 95% organic over 10 min and hold for 1 min
before returning to initial conditions in 0.5 min.

Time: 12 min

Flow: 300 µl/min

MS Parameters

Experiment: SIR of 17 Channels

Source: Electrospray (negative)
Capillary Voltage (kV) = 3.00
Cone Voltage (V) = variable (10-70)
Cone Gas Flow (l/hr) = 50
Desolvation Gas Flow (l/hr) = 750

Figure 2: **PFAC-MXB; LC/MS/MS Data (Selected MRM Transitions)**

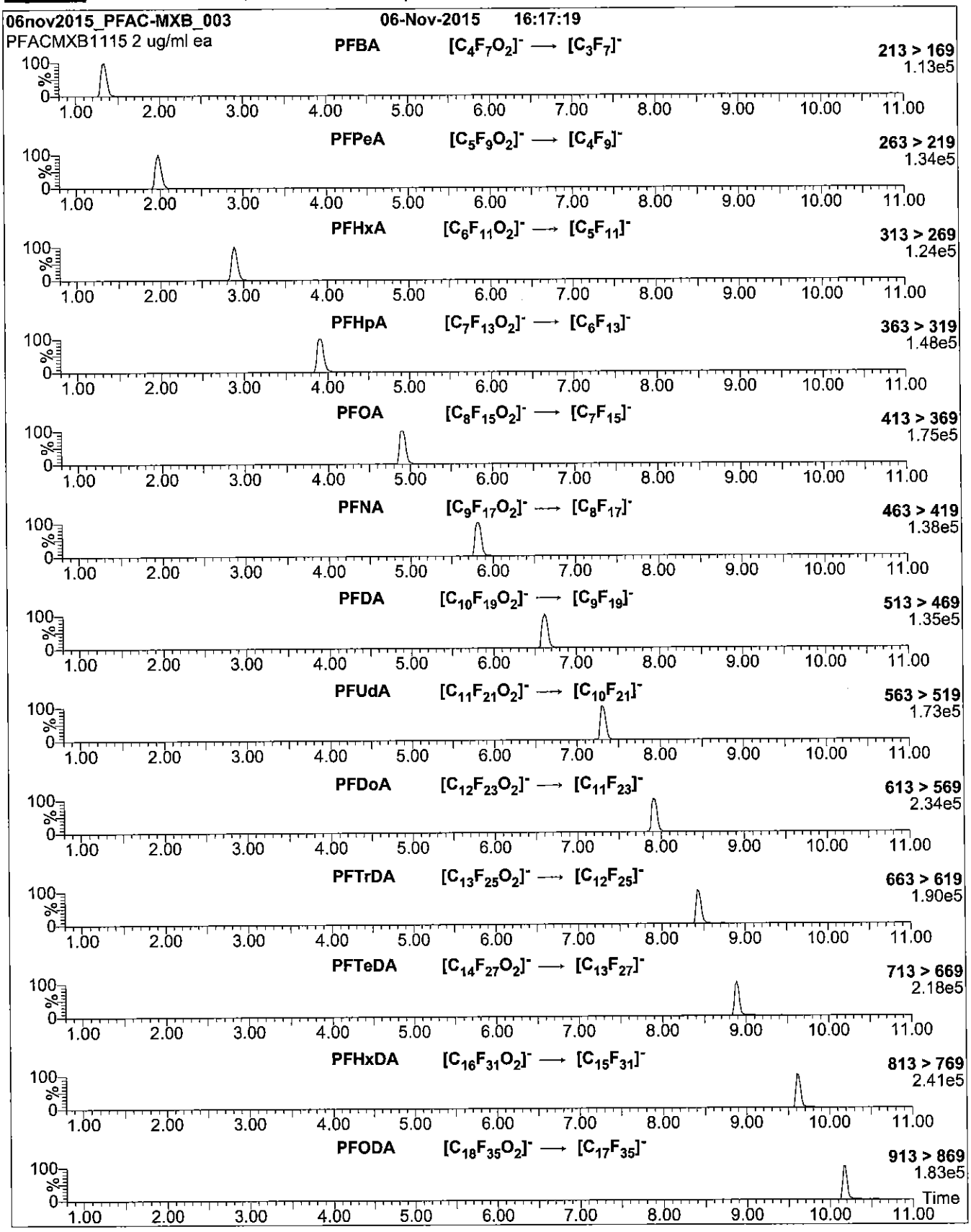

Figure 3: **PFAC-MXB; LC/MS/MS Data (Selected MRM Transitions)**

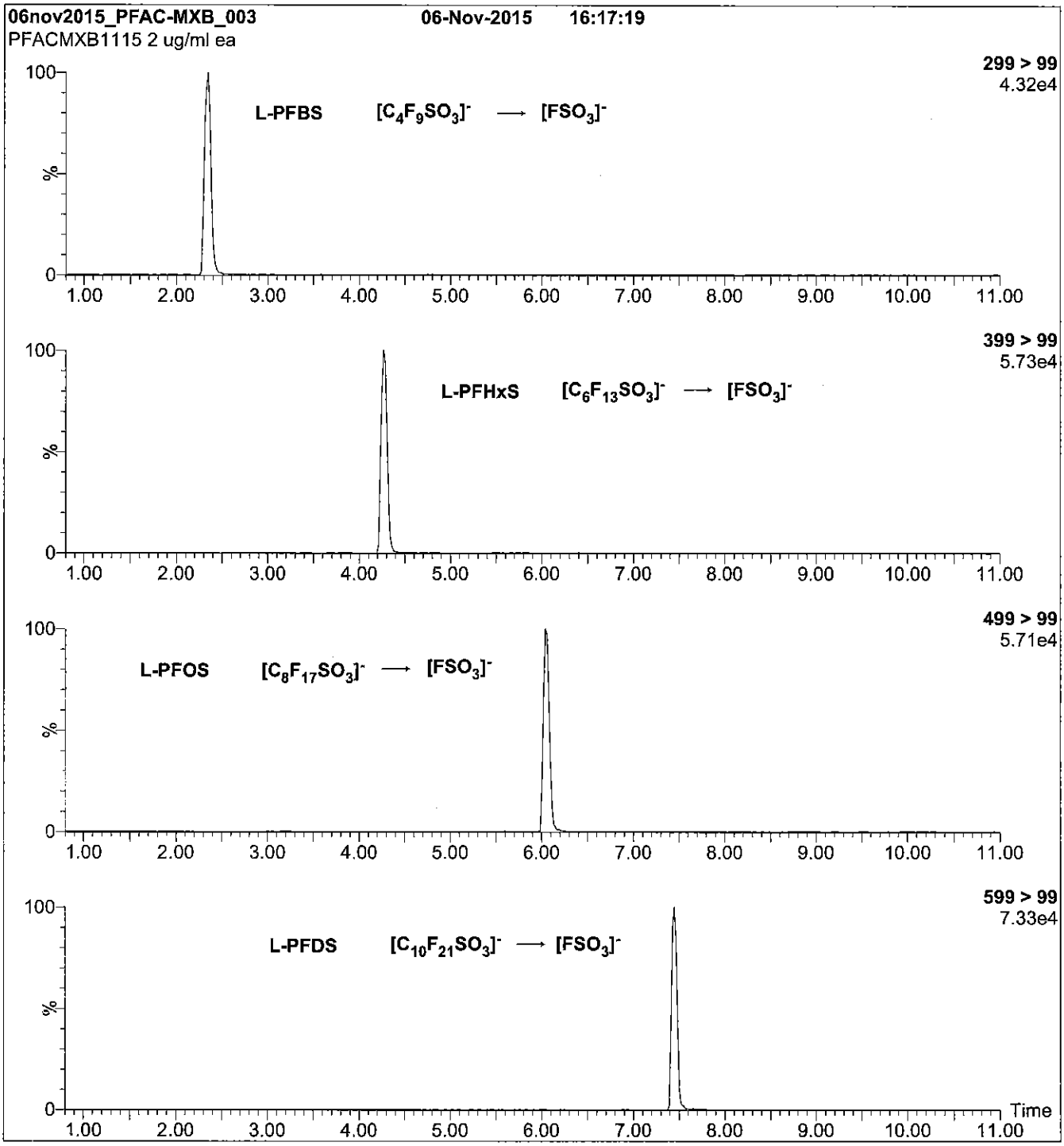

Conditions for Figures 2 and 3:

Injection: on-column (PFAC-MXB)

Mobile phase: Same as Figure 1

Flow: 300 µl/min

MS Parameters
Collision Gas (mbar) = 3.24e-3
Collision Energy (eV) = 8-50 (variable)

Reagent

LCPFBA_00003

rec 7/15/14

WELLINGTON LABORATORIES

CERTIFICATE OF ANALYSIS
DOCUMENTATION

PRODUCT CODE: PFBA
LOT NUMBER: PFBA0313
COMPOUND: Perfluoro-n-butanoic acid

STRUCTURE:
CAS #: 375-22-4

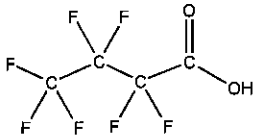

MOLECULAR FORMULA: $C_4HF_7O_2$
MOLECULAR WEIGHT: 214.04
CONCENTRATION: 50 ± 2.5 µg/ml
SOLVENT(S): Methanol
Water (<1%)

CHEMICAL PURITY: >98%
LAST TESTED: (mm/dd/yyyy) 03/05/2013
EXPIRY DATE: (mm/dd/yyyy) 03/05/2018
RECOMMENDED STORAGE: Store ampoule in a cool, dark place

DOCUMENTATION/ DATA ATTACHED:

Figure 1: LC/MS Data (TIC and Mass Spectrum)
Figure 2: LC/MS/MS Data (Selected MRM Transitions)

ADDITIONAL INFORMATION:

- See page 2 for further details.
- Contains 4 mole eq. of NaOH to prevent conversion of the carboxylic acid to the methyl ester.

FOR LABORATORY USE ONLY: NOT FOR HUMAN OR DRUG USE

Certified By: B.G. Chittim **Date:** 03/06/2013 (mm/dd/yyyy)

Wellington Laboratories Inc., 345 Southgate Dr. Guelph ON N1G 3M5 CANADA
519-822-2436 • Fax: 519-822-2849 • info@well-labs.com

INTENDED USE:

The products prepared by Wellington Laboratories Inc. are for laboratory use only. They are designed to be used as reference standards for the identification and/or quantification of specific chemical compound(s).

HAZARDS:

This product should only be used by qualified personnel familiar with its potential hazards and trained in the handling of hazardous chemicals. Due care should be exercised to prevent unnecessary human contact or ingestion. All procedures should be carried out in a well-functioning fume hood and suitable gloves, eye protection and clothing should be worn at all times. Waste should be disposed of according to national and regional regulations. Material Safety Data Sheets (MSDSs) are available upon request.

SYNTHESIS / CHARACTERIZATION:

Where possible, all of our products are synthesized using single-product, unambiguous routes. They are then characterized, and their structures and purities confirmed, using a combination of the most relevant techniques, such as NMR, GC/MS, LC/MS/MS, x-ray crystallography and melting point. Isotopic purities of mass-labelled compounds are also confirmed using HRGC/HRMS and/or LC/MS/MS.

HOMOGENEITY:

Prior to solution preparation, crystalline material is tested for homogeneity using a variety of techniques (as stated above) and its solubility in a given diluent is taken into consideration. Duplicate solutions of a new product are prepared from the same crystalline lot and, after the addition of an appropriate internal standard, they are compared by GC/MS and/or LC/MS/MS. The relative response factors of the analyte of interest in each solution are required to be <5% RSD. New solution lots of existing products are compared to older lots in the same manner, which further confirms the homogeneity of the crystalline material as well as the stability and homogeneity of the solutions in the storage containers.

UNCERTAINTY:

The maximum combined relative standard uncertainty of our reference standard solutions is calculated using the following equation:

The combined relative standard uncertainty, $u_c(y)$, of a value y and the uncertainty of the independent parameters x_1, x_2,...x_n on which it depends is:

$$u_c(y(x_1, x_2, ...x_n)) = \sqrt{\sum_{i=1}^{n} u(y, x_i)^2}$$

where x is expressed as a relative standard uncertainty of the individual parameter.

The individual uncertainties taken into account include those associated with weights (calibration of the balance) and volumes (calibration of the volumetric glassware). An expanded maximum combined percent relative uncertainty of ±5% (calculated with a coverage factor of 2 and a level of confidence of 95%) is stated on the Certificate of Analysis for all our products.

TRACEABILITY:

All reference standard solutions are traceable to specific crystalline lots. The microbalances used for solution preparation are regularly tested by an external, ISO/IEC 17025:2005 accredited calibration company. In addition, their calibration is verified prior to each weighing using NIST and/or NRC traceable external weights. All volumetric glassware used is of Class A tolerance and has been tested according to the appropriate ASTM procedures, which are ultimately traceable to NIST. For certain products, traceability to international interlaboratory studies has also been established.

EXPIRY DATE / PERIOD OF VALIDITY:

Ongoing stability studies of this product have demonstrated stability in its composition and concentration for the period of time specified by the expiry date in the unopened ampoule. Monitoring for any degradation or change in concentration of the listed analyte(s) is performed on a routine basis.

LIMITED WARRANTY:

At the time of shipment, all products are warranted to be free of defects in material and workmanship and to conform to the stated technical and purity specifications.

QUALITY MANAGEMENT:

This product was produced using a Quality Management System registered to ISO 9001:2008 by SAI Global, ISO/IEC 17025:2005 by the Canadian Association for Laboratory Accreditation Inc. (CALA; A 1226), and ISO GUIDE 34:2009 by ACLASS (certificate number AR-1523).

CALA Testing Accreditation No. A1226

ACLASS ACCREDITED REFERENCE MATERIAL PRODUCER

For additional information or assistance concerning this or any other products from Wellington Laboratories Inc., please visit our website at www.well-labs.com or contact us directly at info@well-labs.com

Figure 1: **PFBA; LC/MS Data (TIC and Mass Spectrum)**

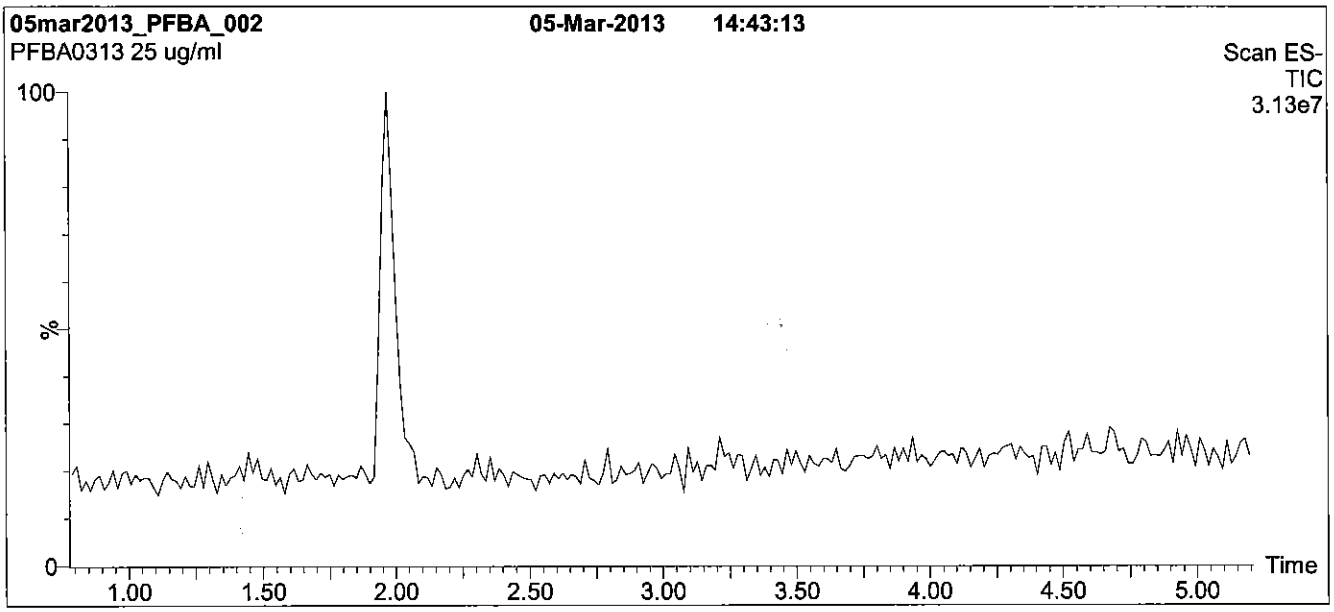

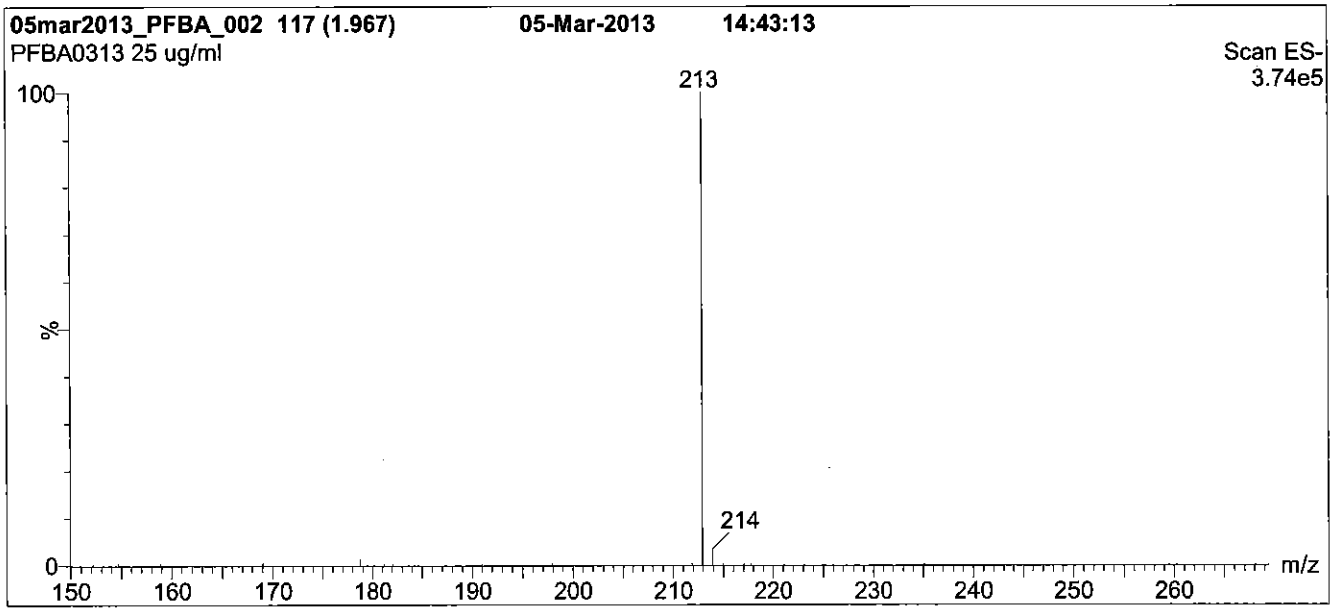

Conditions for Figure 1:

LC: **Waters Acquity Ultra Performance LC**
MS: **Micromass Quattro *micro* API MS**

Chromatographic Conditions

Column: Acquity UPLC BEH Shield RP_{18}
1.7 µm, 2.1 x 100 mm

Mobile phase: Gradient
Start: 25% (80:20 MeOH:ACN) / 75% H_2O
(both with 10 mM NH_4OAc buffer)
Ramp to 90% organic over 7.5 min and hold for 1.5 min
before returning to initial conditions in 0.5 min.
Time: 10 min

Flow: 300 µl/min

MS Parameters

Experiment: Full Scan (150 - 850 amu)

Source: Electrospray (negative)
Capillary Voltage (kV) = 2.00
Cone Voltage (V) = 8.00
Cone Gas Flow (l/hr) = 100
Desolvation Gas Flow (l/hr) = 750

Figure 2: **PFBA; LC/MS/MS Data (Selected MRM Transitions)**

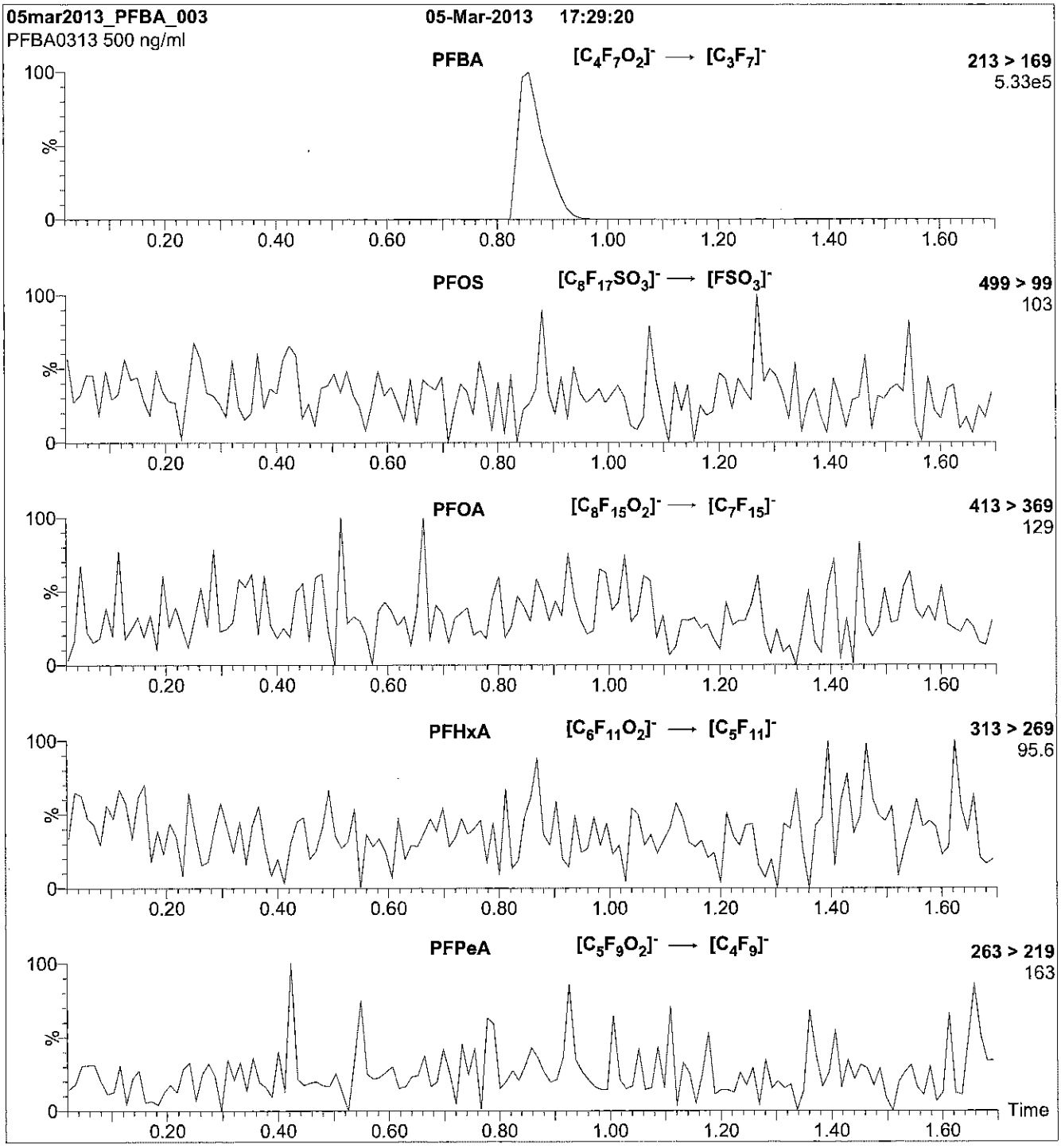

Conditions for Figure 2:

Injection: Direct loop injection
10 µl (500 ng/ml PFBA)

Mobile phase: Isocratic 80% (80:20 MeOH:ACN) / 20% H_2O
(both with 10 mM NH_4OAc buffer)

Flow: 300 µl/min

MS Parameters

Collision Gas (mbar) = 3.70e-3
Collision Energy (eV) = 10

Reagent

LCPFBA_00004

R: 2/25/16 CBW

587895
ID: LCPFBA_00004
Exp: 01/30/20 Prpd: CBW
PF-n-butanoic acid

WELLINGTON LABORATORIES

CERTIFICATE OF ANALYSIS
DOCUMENTATION

PRODUCT CODE:	PFBA	**LOT NUMBER:**	PFBA0115
COMPOUND:	Perfluoro-n-butanoic acid		
STRUCTURE:		**CAS #:**	375-22-4

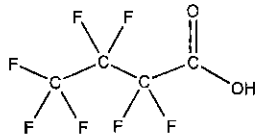

MOLECULAR FORMULA:	$C_4HF_7O_2$	**MOLECULAR WEIGHT:**	214.04
CONCENTRATION:	50 ± 2.5 µg/ml	**SOLVENT(S):**	Methanol Water (<1%)
CHEMICAL PURITY:	>98%		
LAST TESTED: (mm/dd/yyyy)	01/30/2015		
EXPIRY DATE: (mm/dd/yyyy)	01/30/2020		
RECOMMENDED STORAGE:	Store ampoule in a cool, dark place		

DOCUMENTATION/ DATA ATTACHED:

Figure 1: LC/MS Data (TIC and Mass Spectrum)
Figure 2: LC/MS/MS Data (Selected MRM Transitions)

ADDITIONAL INFORMATION:

- See page 2 for further details.
- Contains 4 mole eq. of NaOH to prevent conversion of the carboxylic acid to the methyl ester.

FOR LABORATORY USE ONLY: NOT FOR HUMAN OR DRUG USE

Certified By: _____ B.G. Chittim **Date:** 03/25/2015 (mm/dd/yyyy)

Wellington Laboratories Inc., 345 Southgate Dr. Guelph ON N1G 3M5 CANADA
519-822-2436 • Fax: 519-822-2849 • info@well-labs.com

INTENDED USE:

The products prepared by Wellington Laboratories Inc. are for laboratory use only. This certified reference material (CRM) was designed to be used as a standard for the identification and/or quantification of the specific chemical compound it contains.

HAZARDS:

This product should only be used by qualified personnel familiar with its potential hazards and trained in the handling of hazardous chemicals. Due care should be exercised to prevent unnecessary human contact or ingestion. All procedures should be carried out in a well-functioning fume hood and suitable gloves, eye protection, and clothing should be worn at all times. Waste should be disposed of according to national and regional regulations. Safety Data Sheets (SDSs) are available upon request.

SYNTHESIS / CHARACTERIZATION:

Where possible, all of our products are synthesized using single-product unambiguous routes. They are then characterized, and their structures and purities confirmed, using a combination of the most relevant techniques, such as NMR, GC/MS, LC/MS/MS, SFC/UV/MS/MS, x-ray crystallography, and melting point. Isotopic purities of mass-labelled compounds are also confirmed using HRGC/HRMS and/or LC/MS/MS.

HOMOGENEITY:

Prior to solution preparation, crystalline material is tested for homogeneity using a variety of techniques (as stated above) and its solubility in a given diluent is taken into consideration. Duplicate solutions of a new product are prepared from the same crystalline lot and, after the addition of an appropriate internal standard, they are compared by GC/MS, LC/MS/MS and/or SFC/UV/MS/MS. The relative response factors of the analyte of interest in each solution are required to be <5% RSD. New solution lots of existing products are compared to older lots in the same manner, which further confirms the homogeneity of the crystalline material as well as the stability and homogeneity of the solutions in the storage containers.

UNCERTAINTY:

The maximum combined relative standard uncertainty of our reference standard solutions is calculated using the following equation:

The combined relative standard uncertainty, $u_c(y)$, of a value y and the uncertainty of the independent parameters $x_1, x_2, ...x_n$ on which it depends is:

$$u_c(y(x_1, x_2, ...x_n)) = \sqrt{\sum_{i=1}^{n} u(y, x_i)^2}$$

where x is expressed as a relative standard uncertainty of the individual parameter.

The individual uncertainties taken into account include those associated with weights (calibration of the balance) and volumes (calibration of the volumetric glassware). An expanded maximum combined percent relative uncertainty of ±5% (calculated with a coverage factor of 2 and a level of confidence of 95%) is stated on the Certificate of Analysis for all of our products.

TRACEABILITY:

All reference standard solutions are traceable to specific crystalline lots. The microbalances used for solution preparation are regularly tested by an external ISO/IEC 17025 accredited calibration company. In addition, their calibration is verified prior to each weighing using NIST and/or NRC traceable external weights. All volumetric glassware used is of Class A tolerance and has been tested according to the appropriate ASTM procedures, which are ultimately traceable to NIST. For certain products, traceability to international interlaboratory studies has also been established.

EXPIRY DATE / PERIOD OF VALIDITY:

Ongoing stability studies of this product have demonstrated stability in its composition and concentration, until the specified expiry date, in the unopened ampoule. Monitoring for any degradation or change in concentration of the listed analyte(s) is performed on a routine basis.

LIMITED WARRANTY:

At the time of shipment, all products are warranted to be free of defects in material and workmanship and to conform to the stated technical and purity specifications.

QUALITY MANAGEMENT:

This product was produced using a Quality Management System registered to the latest versions of ISO 9001 by SAI Global, ISO/IEC 17025 by the Canadian Association for Laboratory Accreditation Inc. (CALA; A 1226), and ISO GUIDE 34 by ANSI-ASQ National Accreditation Board (ANAB; AR-1523).

CALA Testing Accreditation No. A1226

ANAB ACCREDITED ISO 17034 REFERENCE MATERIAL PRODUCER

For additional information or assistance concerning this or any other products from Wellington Laboratories Inc., please visit our website at www.well-labs.com or contact us directly at info@well-labs.com

Figure 1: **PFBA; LC/MS Data (TIC and Mass Spectrum)**

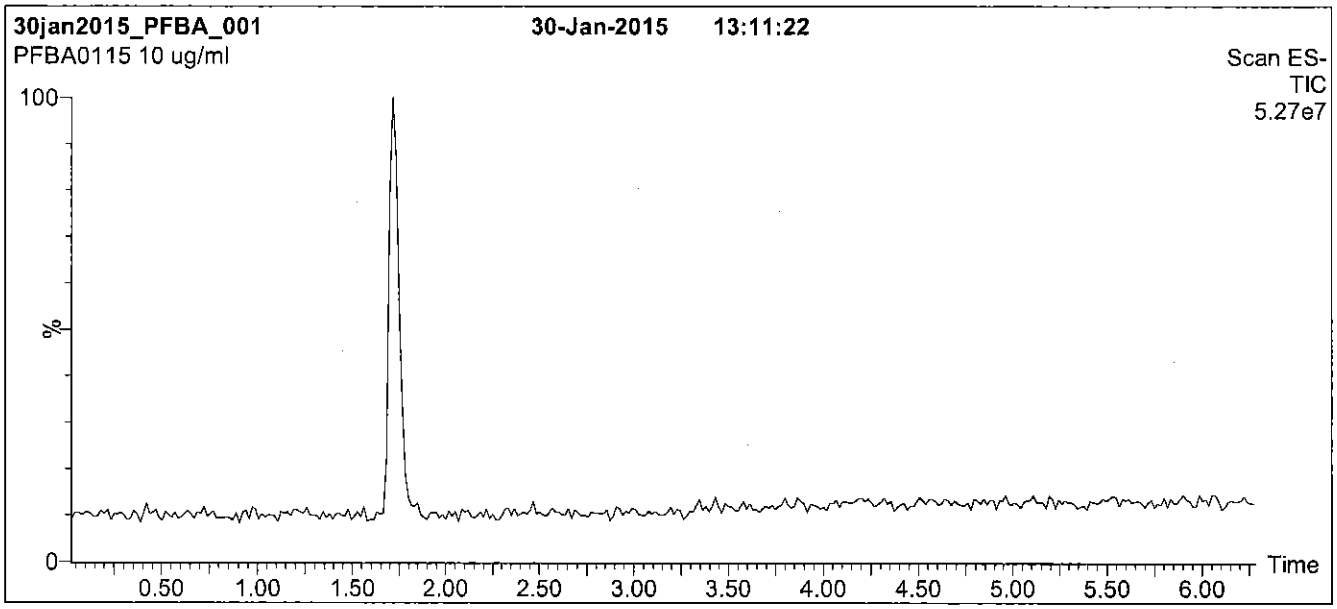

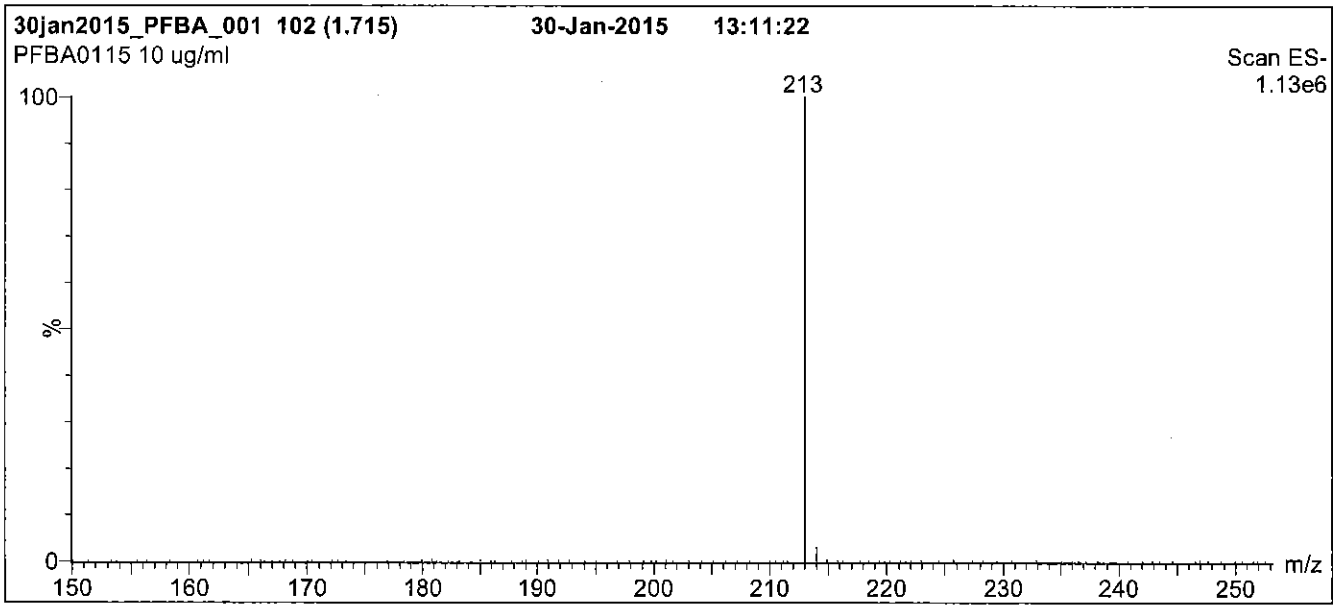

Conditions for Figure 1:

LC: **Waters Acquity Ultra Performance LC**
MS: **Micromass Quattro *micro* API MS**

Chromatographic Conditions

Column: Acquity UPLC BEH Shield RP_{18}
1.7 µm, 2.1 x 100 mm

Mobile phase: Gradient
Start: 30% (80:20 MeOH:ACN) / 70% H_2O
(both with 10 mM NH_4OAc buffer)
Ramp to 90% organic over 7.5 min and hold for 1 min
before returning to initial conditions in 0.5 min.
Time: 10 min

Flow: 300 µl/min

MS Parameters

Experiment: Full Scan (150 - 850 amu)

Source: Electrospray (negative)
Capillary Voltage (kV) = 2.00
Cone Voltage (V) = 8.00
Cone Gas Flow (l/hr) = 100
Desolvation Gas Flow (l/hr) = 750

Figure 2: **PFBA; LC/MS/MS Data (Selected MRM Transitions)**

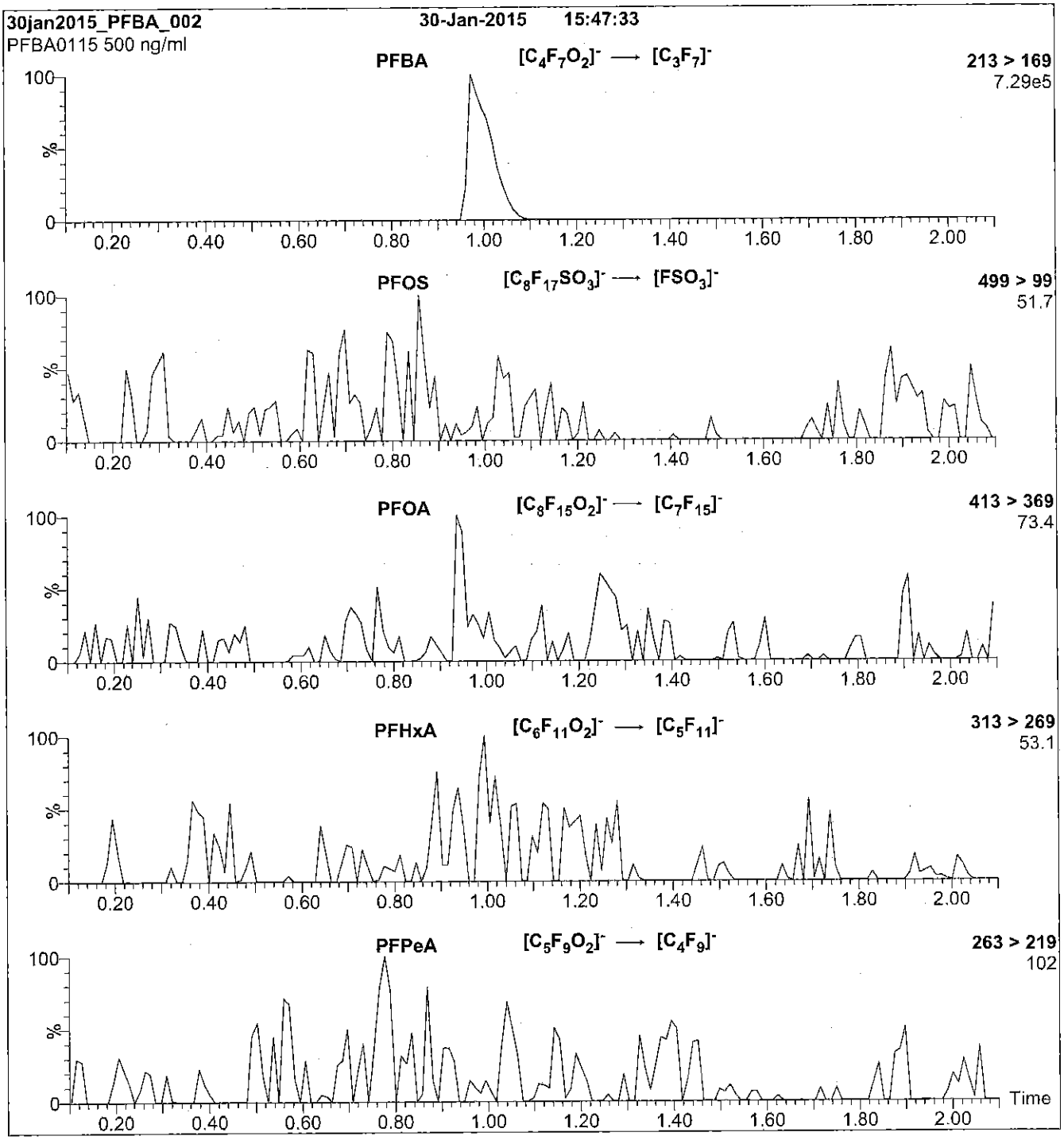

Conditions for Figure 2:

Injection: Direct loop injection
10 µl (500 ng/ml PFBA)

Mobile phase: Isocratic 80% (80:20 MeOH:ACN) / 20% H_2O
(both with 10 mM NH_4OAc buffer)

Flow: 300 µl/min

MS Parameters

Collision Gas (mbar) = 3.35e-3
Collision Energy (eV) = 10

Reagent

LCPFBS_00003

r. 2/11/15

WELLINGTON LABORATORIES

CERTIFICATE OF ANALYSIS DOCUMENTATION

PRODUCT CODE: L-PFBS
LOT NUMBER: LPFBS1014
COMPOUND: Potassium perfluoro-1-butanesulfonate

STRUCTURE:
CAS #: 29420-49-3

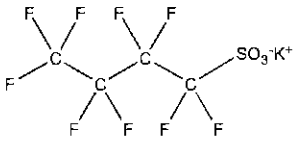

MOLECULAR FORMULA: $C_4F_9SO_3K$
MOLECULAR WEIGHT: 338.19
CONCENTRATION: 50.0 ± 2.5 µg/ml (K salt)
44.2 ± 2.2 µg/ml (PFBS anion)
SOLVENT(S): Methanol
CHEMICAL PURITY: >98%
LAST TESTED: (mm/dd/yyyy) 10/09/2014
EXPIRY DATE: (mm/dd/yyyy) 10/09/2019
RECOMMENDED STORAGE: Store ampoule in a cool, dark place

DOCUMENTATION/ DATA ATTACHED:

Figure 1: LC/MS Data (TIC and Mass Spectrum)
Figure 2: LC/MS/MS Data (Selected MRM Transitions)

ADDITIONAL INFORMATION:

- See page 2 for further details.

FOR LABORATORY USE ONLY: NOT FOR HUMAN OR DRUG USE

Certified By: B.G. Chittim **Date:** 10/17/2014 (mm/dd/yyyy)

Wellington Laboratories Inc., 345 Southgate Dr. Guelph ON N1G 3M5 CANADA
519-822-2436 • Fax: 519-822-2849 • info@well-labs.com

INTENDED USE:

The products prepared by Wellington Laboratories Inc. are for laboratory use only. They are designed to be used as reference standards for the identification and/or quantification of specific chemical compound(s).

HAZARDS:

This product should only be used by qualified personnel familiar with its potential hazards and trained in the handling of hazardous chemicals. Due care should be exercised to prevent unnecessary human contact or ingestion. All procedures should be carried out in a well-functioning fume hood and suitable gloves, eye protection and clothing should be worn at all times. Waste should be disposed of according to national and regional regulations. Material Safety Data Sheets (MSDSs) are available upon request.

SYNTHESIS / CHARACTERIZATION:

Where possible, all of our products are synthesized using single-product, unambiguous routes. They are then characterized, and their structures and purities confirmed, using a combination of the most relevant techniques, such as NMR, GC/MS, LC/MS/MS, x-ray crystallography and melting point. Isotopic purities of mass-labelled compounds are also confirmed using HRGC/HRMS and/or LC/MS/MS.

HOMOGENEITY:

Prior to solution preparation, crystalline material is tested for homogeneity using a variety of techniques (as stated above) and its solubility in a given diluent is taken into consideration. Duplicate solutions of a new product are prepared from the same crystalline lot and, after the addition of an appropriate internal standard, they are compared by GC/MS and/or LC/MS/MS. The relative response factors of the analyte of interest in each solution are required to be <5% RSD. New solution lots of existing products are compared to older lots in the same manner, which further confirms the homogeneity of the crystalline material as well as the stability and homogeneity of the solutions in the storage containers.

UNCERTAINTY:

The maximum combined relative standard uncertainty of our reference standard solutions is calculated using the following equation:

The combined relative standard uncertainty, $u_c(y)$, of a value y and the uncertainty of the independent parameters x_1, x_2,...x_n on which it depends is:

$$u_c(y(x_1, x_2, \ldots x_n)) = \sqrt{\sum_{i=1}^{n} u(y, x_i)^2}$$

where x is expressed as a relative standard uncertainty of the individual parameter.

The individual uncertainties taken into account include those associated with weights (calibration of the balance) and volumes (calibration of the volumetric glassware). An expanded maximum combined percent relative uncertainty of ±5% (calculated with a coverage factor of 2 and a level of confidence of 95%) is stated on the Certificate of Analysis for all our products.

TRACEABILITY:

All reference standard solutions are traceable to specific crystalline lots. The microbalances used for solution preparation are regularly tested by an external, ISO/IEC 17025:2005 accredited calibration company. In addition, their calibration is verified prior to each weighing using NIST and/or NRC traceable external weights. All volumetric glassware used is of Class A tolerance and has been tested according to the appropriate ASTM procedures, which are ultimately traceable to NIST. For certain products, traceability to international interlaboratory studies has also been established.

EXPIRY DATE / PERIOD OF VALIDITY:

Ongoing stability studies of this product have demonstrated stability in its composition and concentration for the period of time specified by the expiry date in the unopened ampoule. Monitoring for any degradation or change in concentration of the listed analyte(s) is performed on a routine basis.

LIMITED WARRANTY:

At the time of shipment, all products are warranted to be free of defects in material and workmanship and to conform to the stated technical and purity specifications.

QUALITY MANAGEMENT:

This product was produced using a Quality Management System registered to ISO 9001:2008 by SAI Global, ISO/IEC 17025:2005 by the Canadian Association for Laboratory Accreditation Inc. (CALA; A 1226), and ISO GUIDE 34:2009 by ACLASS (certificate number AR-1523).

CALA Testing Accreditation No: A 1226

ACLASS ACCREDITED REFERENCE MATERIAL PRODUCER

For additional information or assistance concerning this or any other products from Wellington Laboratories Inc., please visit our website at www.well-labs.com or contact us directly at info@well-labs.com

Figure 1: **L-PFBS; LC/MS Data (TIC and Mass Spectrum)**

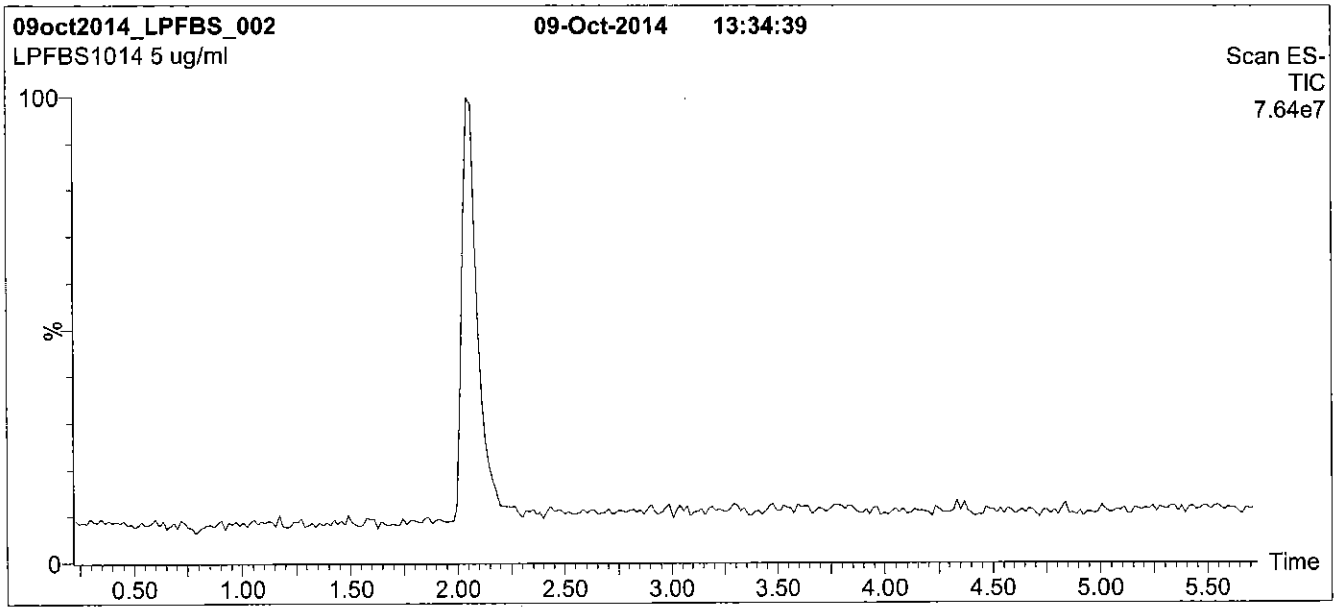

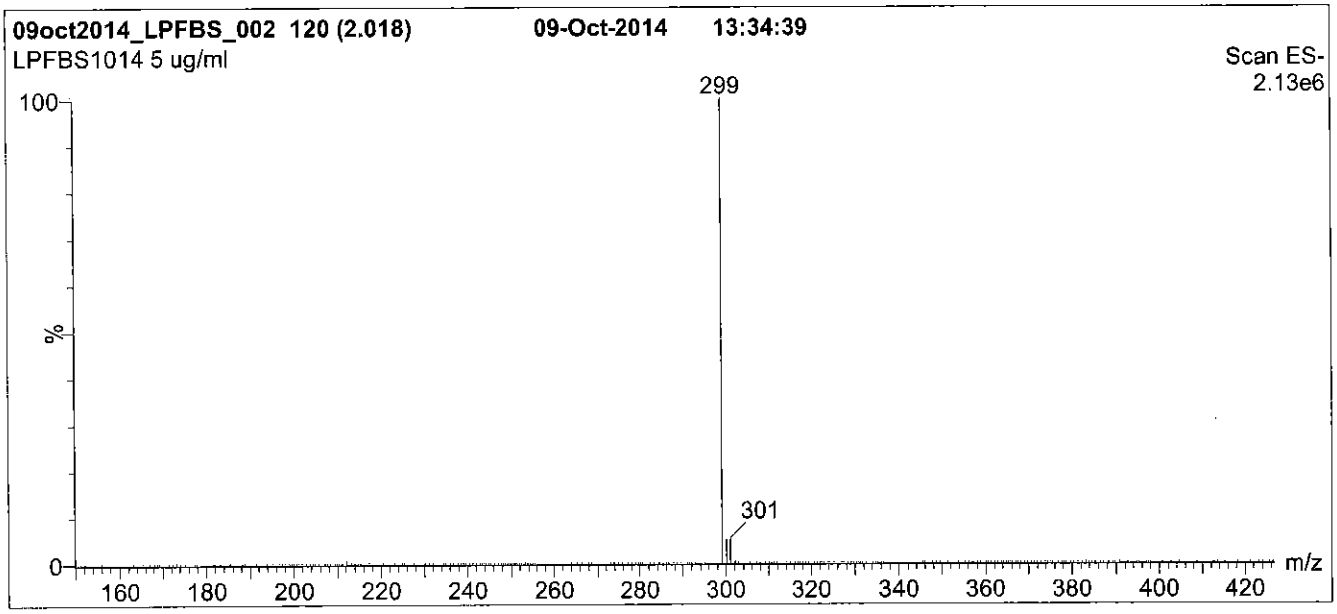

Conditions for Figure 1:

LC: **Waters Acquity Ultra Performance LC**
MS: **Micromass Quattro *micro* API MS**

Chromatographic Conditions

Column: Acquity UPLC BEH Shield RP_{18}
1.7 µm, 2.1 x 100 mm

Mobile phase: Gradient
Start: 40% (80:20 MeOH:ACN) / 60% H_2O
(both with 10 mM NH_4OAc buffer)
Ramp to 90% organic over 7 min and hold for 1.5 min
before returning to initial conditions in 0.5 min.
Time: 10 min

Flow: 300 µl/min

MS Parameters

Experiment: Full Scan (150 - 850 amu)

Source: Electrospray (negative)
Capillary Voltage (kV) = 2.00
Cone Voltage (V) = 40.00
Cone Gas Flow (l/hr) = 50
Desolvation Gas Flow (l/hr) = 750

Figure 2: **L-PFBS; LC/MS/MS Data (Selected MRM Transitions)**

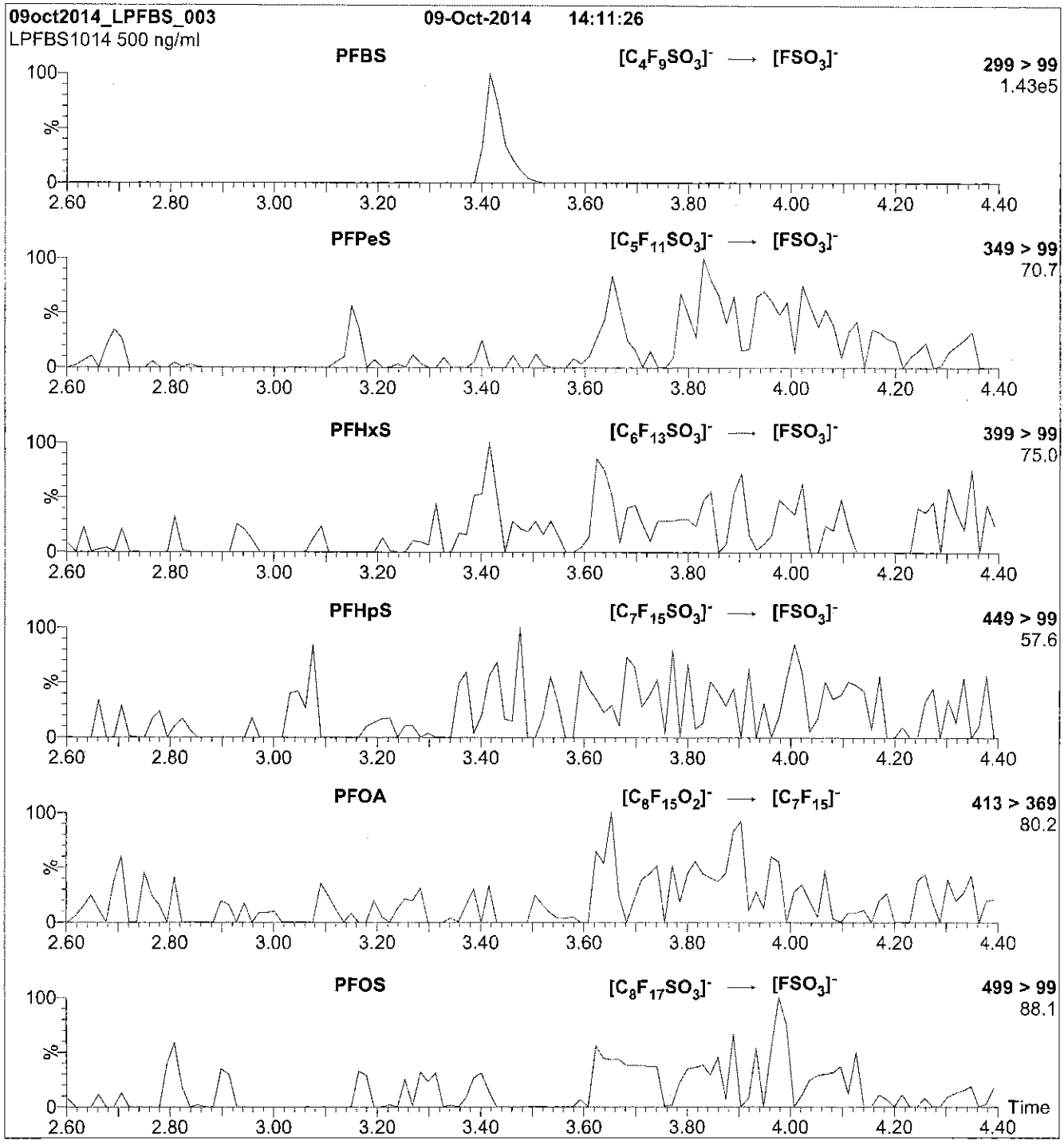

Conditions for Figure 2:

Injection: Direct loop injection
10 µl (500 ng/ml L-PFBS)

Mobile phase: Isocratic 80% (80:20 MeOH:ACN) / 20% H_2O
(both with 10 mM NH_4OAc buffer)

Flow: 300 µl/min

MS Parameters

Collision Gas (mbar) = 3.43e-3
Collision Energy (eV) = 25

Reagent

LCPFDA_00003

Rec 7/16/14

WELLINGTON LABORATORIES

CERTIFICATE OF ANALYSIS
DOCUMENTATION

PRODUCT CODE: PFDA
COMPOUND: Perfluoro-n-decanoic acid
LOT NUMBER: PFDA0613

STRUCTURE:
CAS #: 335-76-2

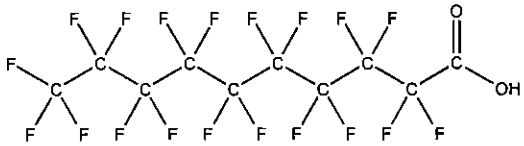

MOLECULAR FORMULA: $C_{10}HF_{19}O_2$
MOLECULAR WEIGHT: 514.08
CONCENTRATION: 50 ± 2.5 µg/ml
SOLVENT(S): Methanol
Water (<1%)

CHEMICAL PURITY: >98%
LAST TESTED: (mm/dd/yyyy) 06/19/2013
EXPIRY DATE: (mm/dd/yyyy) 06/19/2018
RECOMMENDED STORAGE: Store ampoule in a cool, dark place

DOCUMENTATION/ DATA ATTACHED:

Figure 1: LC/MS Data (TIC and Mass Spectrum)
Figure 2: LC/MS/MS Data (Selected MRM Transitions)

ADDITIONAL INFORMATION:

- See page 2 for further details.
- Contains 4 mole eq. of NaOH to prevent conversion of the carboxylic acid to the methyl ester.
- Contains ~ 0.4% PFNA and ~ 0.1% PFOA.

FOR LABORATORY USE ONLY: NOT FOR HUMAN OR DRUG USE

Certified By: B.G. Chittim **Date:** 07/03/2013 (mm/dd/yyyy)

Wellington Laboratories Inc., 345 Southgate Dr. Guelph ON N1G 3M5 CANADA
519-822-2436 • Fax: 519-822-2849 • info@well-labs.com

INTENDED USE:

The products prepared by Wellington Laboratories Inc. are for laboratory use only. They are designed to be used as reference standards for the identification and/or quantification of specific chemical compound(s).

HAZARDS:

This product should only be used by qualified personnel familiar with its potential hazards and trained in the handling of hazardous chemicals. Due care should be exercised to prevent unnecessary human contact or ingestion. All procedures should be carried out in a well-functioning fume hood and suitable gloves, eye protection and clothing should be worn at all times. Waste should be disposed of according to national and regional regulations. Material Safety Data Sheets (MSDSs) are available upon request.

SYNTHESIS / CHARACTERIZATION:

Where possible, all of our products are synthesized using single-product, unambiguous routes. They are then characterized, and their structures and purities confirmed, using a combination of the most relevant techniques, such as NMR, GC/MS, LC/MS/MS, x-ray crystallography and melting point. Isotopic purities of mass-labelled compounds are also confirmed using HRGC/HRMS and/or LC/MS/MS.

HOMOGENEITY:

Prior to solution preparation, crystalline material is tested for homogeneity using a variety of techniques (as stated above) and its solubility in a given diluent is taken into consideration. Duplicate solutions of a new product are prepared from the same crystalline lot and, after the addition of an appropriate internal standard, they are compared by GC/MS and/or LC/MS/MS. The relative response factors of the analyte of interest in each solution are required to be <5% RSD. New solution lots of existing products are compared to older lots in the same manner, which further confirms the homogeneity of the crystalline material as well as the stability and homogeneity of the solutions in the storage containers.

UNCERTAINTY:

The maximum combined relative standard uncertainty of our reference standard solutions is calculated using the following equation:

The combined relative standard uncertainty, $u_c(y)$, of a value y and the uncertainty of the independent parameters $x_1, x_2, \ldots x_n$ on which it depends is:

$$u_c(y(x_1, x_2, \ldots x_n)) = \sqrt{\sum_{i=1}^{n} u(y, x_i)^2}$$

where x is expressed as a relative standard uncertainty of the individual parameter.

The individual uncertainties taken into account include those associated with weights (calibration of the balance) and volumes (calibration of the volumetric glassware). An expanded maximum combined percent relative uncertainty of ±5% (calculated with a coverage factor of 2 and a level of confidence of 95%) is stated on the Certificate of Analysis for all our products.

TRACEABILITY:

All reference standard solutions are traceable to specific crystalline lots. The microbalances used for solution preparation are regularly tested by an external, ISO/IEC 17025:2005 accredited calibration company. In addition, their calibration is verified prior to each weighing using NIST and/or NRC traceable external weights. All volumetric glassware used is of Class A tolerance and has been tested according to the appropriate ASTM procedures, which are ultimately traceable to NIST. For certain products, traceability to international interlaboratory studies has also been established.

EXPIRY DATE / PERIOD OF VALIDITY:

Ongoing stability studies of this product have demonstrated stability in its composition and concentration for the period of time specified by the expiry date in the unopened ampoule. Monitoring for any degradation or change in concentration of the listed analyte(s) is performed on a routine basis.

LIMITED WARRANTY:

At the time of shipment, all products are warranted to be free of defects in material and workmanship and to conform to the stated technical and purity specifications.

QUALITY MANAGEMENT:

This product was produced using a Quality Management System registered to ISO 9001:2008 by SAI Global, ISO/IEC 17025:2005 by the Canadian Association for Laboratory Accreditation Inc. (CALA; A 1226), and ISO GUIDE 34:2009 by ACLASS (certificate number AR-1523).

CALA Testing Accreditation No. A1226

ACLASS ACCREDITED REFERENCE MATERIAL PRODUCER

For additional information or assistance concerning this or any other products from Wellington Laboratories Inc., please visit our website at www.well-labs.com or contact us directly at info@well-labs.com

Figure 1: **PFDA; LC/MS Data (TIC and Mass Spectrum)**

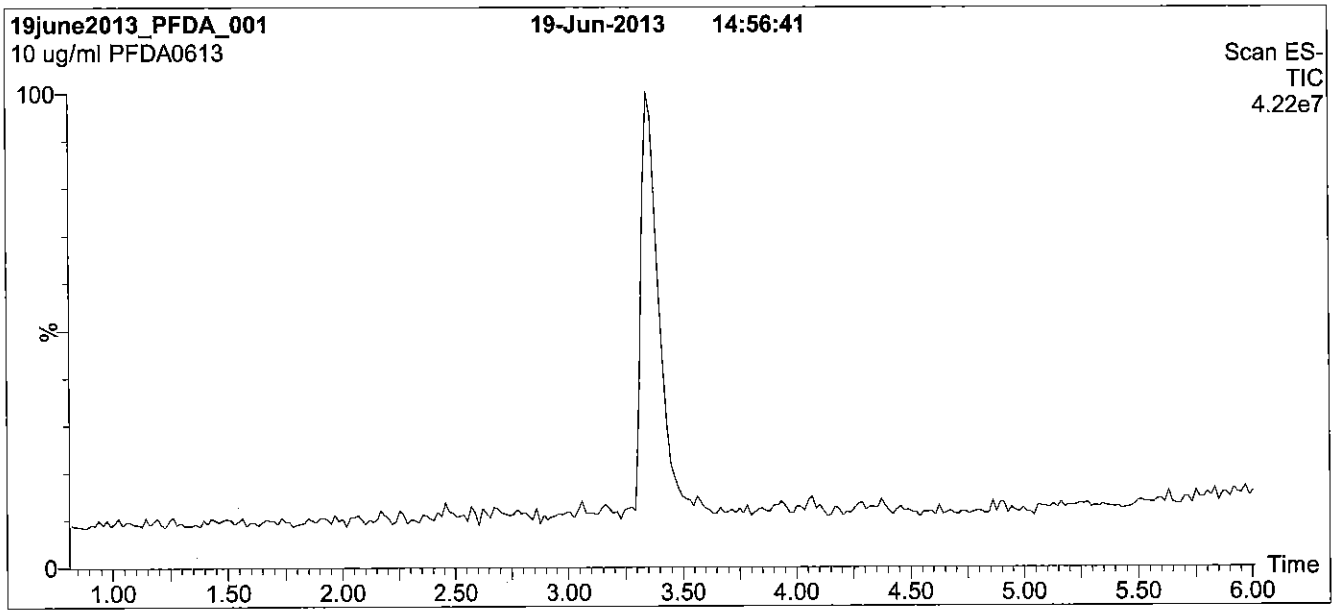

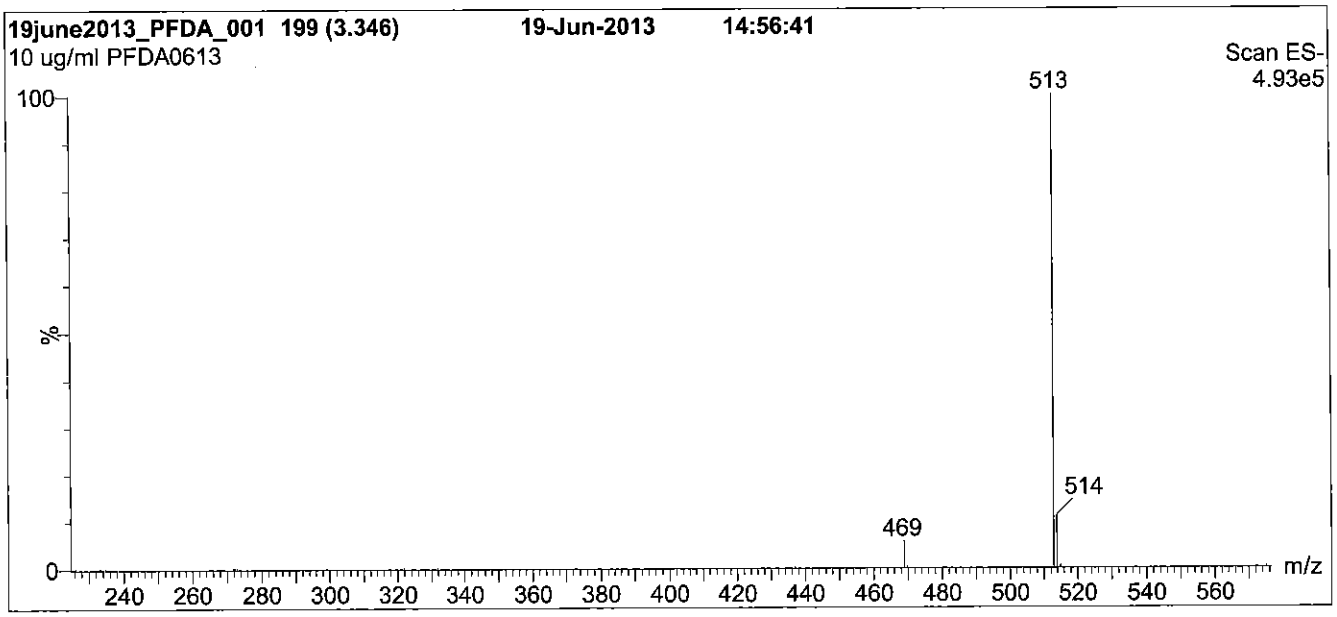

Conditions for Figure 1:

LC: **Waters Acquity Ultra Performance LC**
MS: **Micromass Quattro *micro* API MS**

Chromatographic Conditions

Column: Acquity UPLC BEH Shield RP_{18}
1.7 µm, 2.1 x 100 mm

Mobile phase: Gradient
Start: 60% (80:20 MeOH:ACN) / 40% H_2O
(both with 10 mM NH_4OAc buffer)
Ramp to 90% organic over 7 min and hold for
1.5 min before returning to initial conditions in 0.5 min.
Time: 10 min

Flow: 300 µl/min

MS Parameters

Experiment: Full Scan (225 - 850 amu)

Source: Electrospray (negative)
Capillary Voltage (kV) = 2.00
Cone Voltage (V) = 15.00
Cone Gas Flow (l/hr) = 50
Desolvation Gas Flow (l/hr) = 750

Figure 2: **PFDA; LC/MS/MS Data (Selected MRM Transitions)**

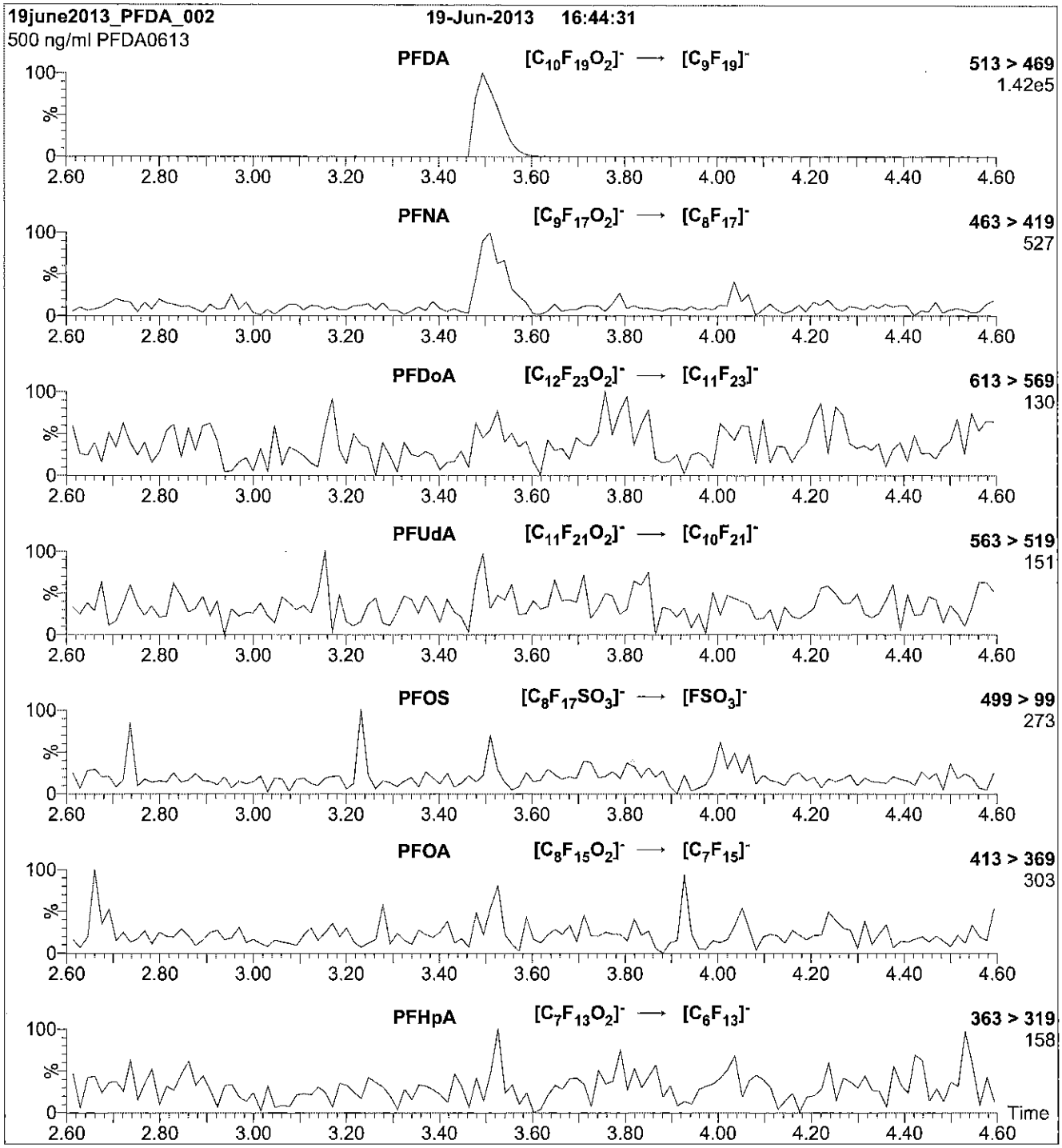

Conditions for Figure 2:

Injection: Direct loop injection
10 µl (500 ng/ml PFDA)

Mobile phase: Isocratic 80% (80:20 MeOH:ACN) / 20% H_2O
(both with 10 mM NH_4OAc buffer)

Flow: 300 µl/min

MS Parameters

Collision Gas (mbar) = 3.58e-3
Collision Energy (eV) = 13

Reagent

LCPFDA_00004

rec: 12/30/15 cw

WELLINGTON LABORATORIES

CERTIFICATE OF ANALYSIS
DOCUMENTATION

PRODUCT CODE: PFDA
COMPOUND: Perfluoro-n-decanoic acid
LOT NUMBER: PFDA0615

STRUCTURE:
CAS #: 335-76-2

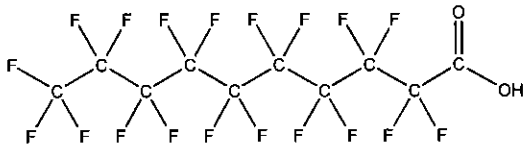

MOLECULAR FORMULA: $C_{10}HF_{19}O_2$
MOLECULAR WEIGHT: 514.08
CONCENTRATION: 50 ± 2.5 µg/ml
SOLVENT(S): Methanol
Water (<1%)

CHEMICAL PURITY: >98%
LAST TESTED: (mm/dd/yyyy) 07/02/2015
EXPIRY DATE: (mm/dd/yyyy) 07/02/2020
RECOMMENDED STORAGE: Store ampoule in a cool, dark place

DOCUMENTATION/ DATA ATTACHED:

Figure 1: LC/MS Data (TIC and Mass Spectrum)
Figure 2: LC/MS/MS Data (Selected MRM Transitions)

ADDITIONAL INFORMATION:

- See page 2 for further details.
- Contains 4 mole eq. of NaOH to prevent conversion of the carboxylic acid to the methyl ester.
- Contains ~ 0.6% PFNA and ~ 0.3% PFOA.

FOR LABORATORY USE ONLY: NOT FOR HUMAN OR DRUG USE

Certified By: B.G. Chittim **Date:** 07/24/2015 (mm/dd/yyyy)

Wellington Laboratories Inc., 345 Southgate Dr. Guelph ON N1G 3M5 CANADA
519-822-2436 • Fax: 519-822-2849 • info@well-labs.com

INTENDED USE:

The products prepared by Wellington Laboratories Inc. are for laboratory use only. This certified reference material (CRM) was designed to be used as a standard for the identification and/or quantification of the specific chemical compound it contains.

HAZARDS:

This product should only be used by qualified personnel familiar with its potential hazards and trained in the handling of hazardous chemicals. Due care should be exercised to prevent unnecessary human contact or ingestion. All procedures should be carried out in a well-functioning fume hood and suitable gloves, eye protection, and clothing should be worn at all times. Waste should be disposed of according to national and regional regulations. Safety Data Sheets (SDSs) are available upon request.

SYNTHESIS / CHARACTERIZATION:

Where possible, all of our products are synthesized using single-product unambiguous routes. They are then characterized, and their structures and purities confirmed, using a combination of the most relevant techniques, such as NMR, GC/MS, LC/MS/MS, SFC/UV/MS/MS, x-ray crystallography, and melting point. Isotopic purities of mass-labelled compounds are also confirmed using HRGC/HRMS and/or LC/MS/MS.

HOMOGENEITY:

Prior to solution preparation, crystalline material is tested for homogeneity using a variety of techniques (as stated above) and its solubility in a given diluent is taken into consideration. Duplicate solutions of a new product are prepared from the same crystalline lot and, after the addition of an appropriate internal standard, they are compared by GC/MS, LC/MS/MS and/or SFC/UV/MS/MS. The relative response factors of the analyte of interest in each solution are required to be <5% RSD. New solution lots of existing products are compared to older lots in the same manner, which further confirms the homogeneity of the crystalline material as well as the stability and homogeneity of the solutions in the storage containers.

UNCERTAINTY:

The maximum combined relative standard uncertainty of our reference standard solutions is calculated using the following equation:

The combined relative standard uncertainty, $u_c(y)$, of a value y and the uncertainty of the independent parameters $x_1, x_2, \ldots x_n$ on which it depends is:

$$u_c(y(x_1, x_2, \ldots x_n)) = \sqrt{\sum_{i=1}^{n} u(y, x_i)^2}$$

where x is expressed as a relative standard uncertainty of the individual parameter.

The individual uncertainties taken into account include those associated with weights (calibration of the balance) and volumes (calibration of the volumetric glassware). An expanded maximum combined percent relative uncertainty of ±5% (calculated with a coverage factor of 2 and a level of confidence of 95%) is stated on the Certificate of Analysis for all of our products.

TRACEABILITY:

All reference standard solutions are traceable to specific crystalline lots. The microbalances used for solution preparation are regularly tested by an external ISO/IEC 17025 accredited calibration company. In addition, their calibration is verified prior to each weighing using NIST and/or NRC traceable external weights. All volumetric glassware used is of Class A tolerance and has been tested according to the appropriate ASTM procedures, which are ultimately traceable to NIST. For certain products, traceability to international interlaboratory studies has also been established.

EXPIRY DATE / PERIOD OF VALIDITY:

Ongoing stability studies of this product have demonstrated stability in its composition and concentration, until the specified expiry date, in the unopened ampoule. Monitoring for any degradation or change in concentration of the listed analyte(s) is performed on a routine basis.

LIMITED WARRANTY:

At the time of shipment, all products are warranted to be free of defects in material and workmanship and to conform to the stated technical and purity specifications.

QUALITY MANAGEMENT:

This product was produced using a Quality Management System registered to the latest versions of ISO 9001 by SAI Global, ISO/IEC 17025 by the Canadian Association for Laboratory Accreditation Inc. (CALA; A 1226), and ISO GUIDE 34 by ANSI-ASQ National Accreditation Board (ANAB; AR-1523).

CALA

ANAB ACCREDITED ISO 17034 REFERENCE MATERIAL PRODUCER

For additional information or assistance concerning this or any other products from Wellington Laboratories Inc., please visit our website at www.well-labs.com or contact us directly at info@well-labs.com

Figure 1: **PFDA; LC/MS Data (TIC and Mass Spectrum)**

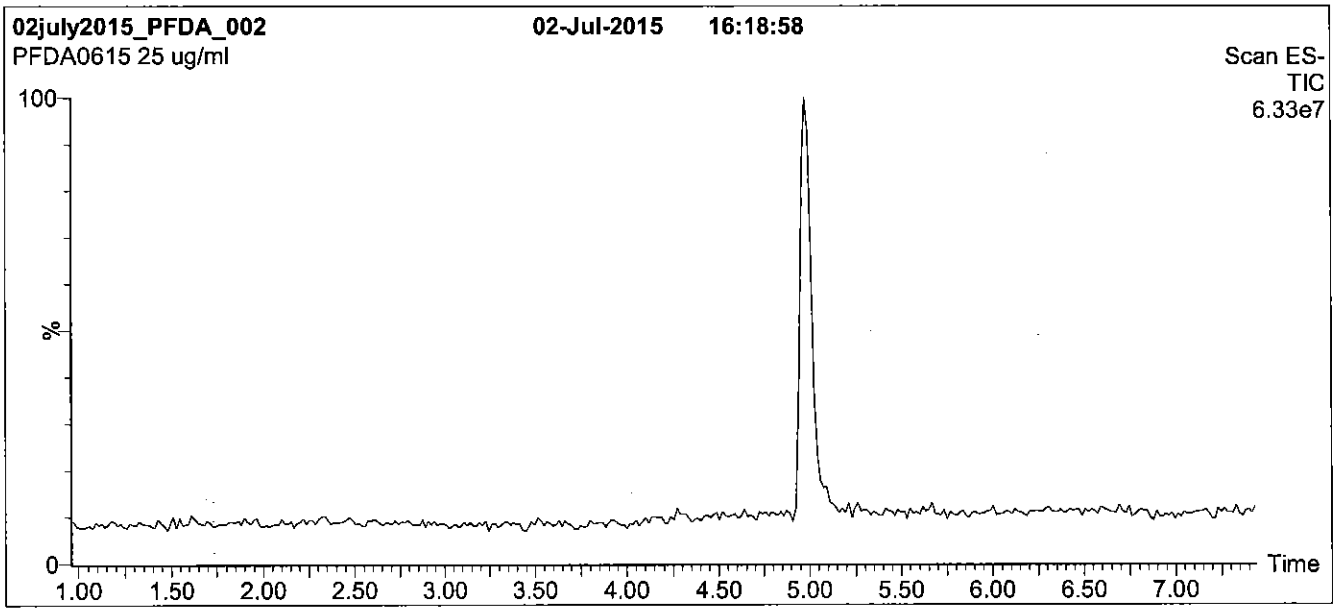

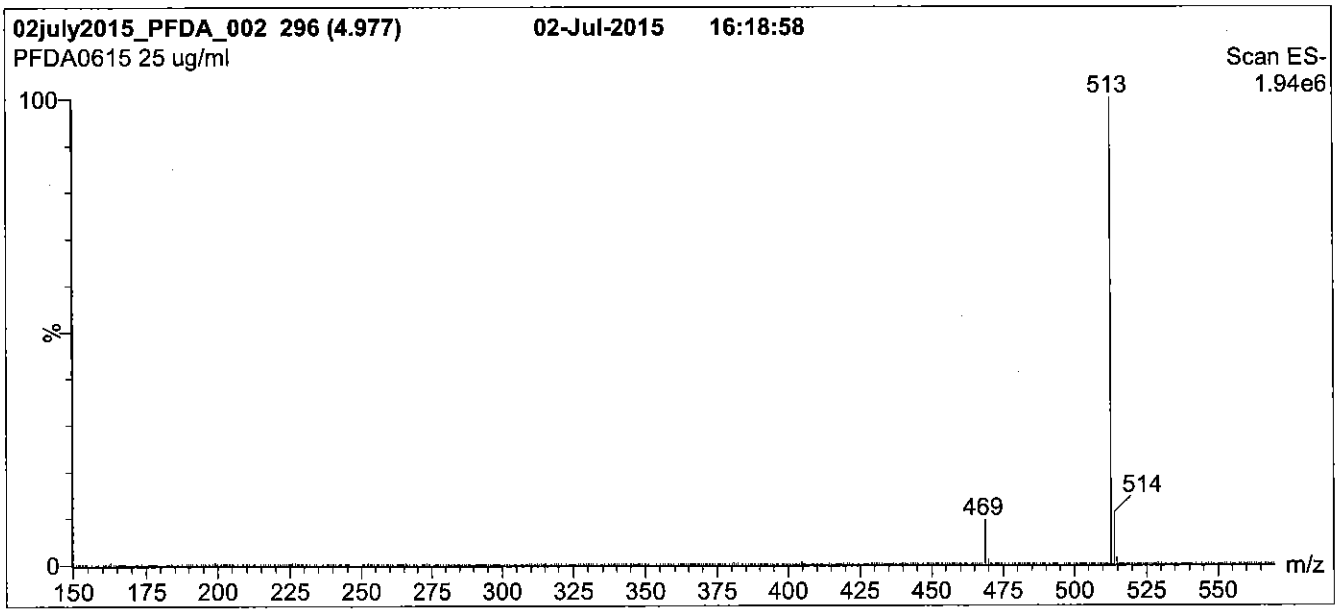

Conditions for Figure 1:

LC: **Waters Acquity Ultra Performance LC**
MS: **Micromass Quattro *micro* API MS**

Chromatographic Conditions

Column: Acquity UPLC BEH Shield RP_{18}
1.7 µm, 2.1 x 100 mm

Mobile phase: Gradient
Start: 50% (80:20 MeOH:ACN) / 50% H_2O
(both with 10 mM NH_4OAc buffer)
Ramp to 90% organic over 7 min and hold for
2 min before returning to initial conditions in 0.5 min.
Time: 10 min

Flow: 300 µl/min

MS Parameters

Experiment: Full Scan (150 - 850 amu)

Source: Electrospray (negative)
Capillary Voltage (kV) = 2.00
Cone Voltage (V) = 15.00
Cone Gas Flow (l/hr) = 50
Desolvation Gas Flow (l/hr) = 750

Figure 2: **PFDA; LC/MS/MS Data (Selected MRM Transitions)**

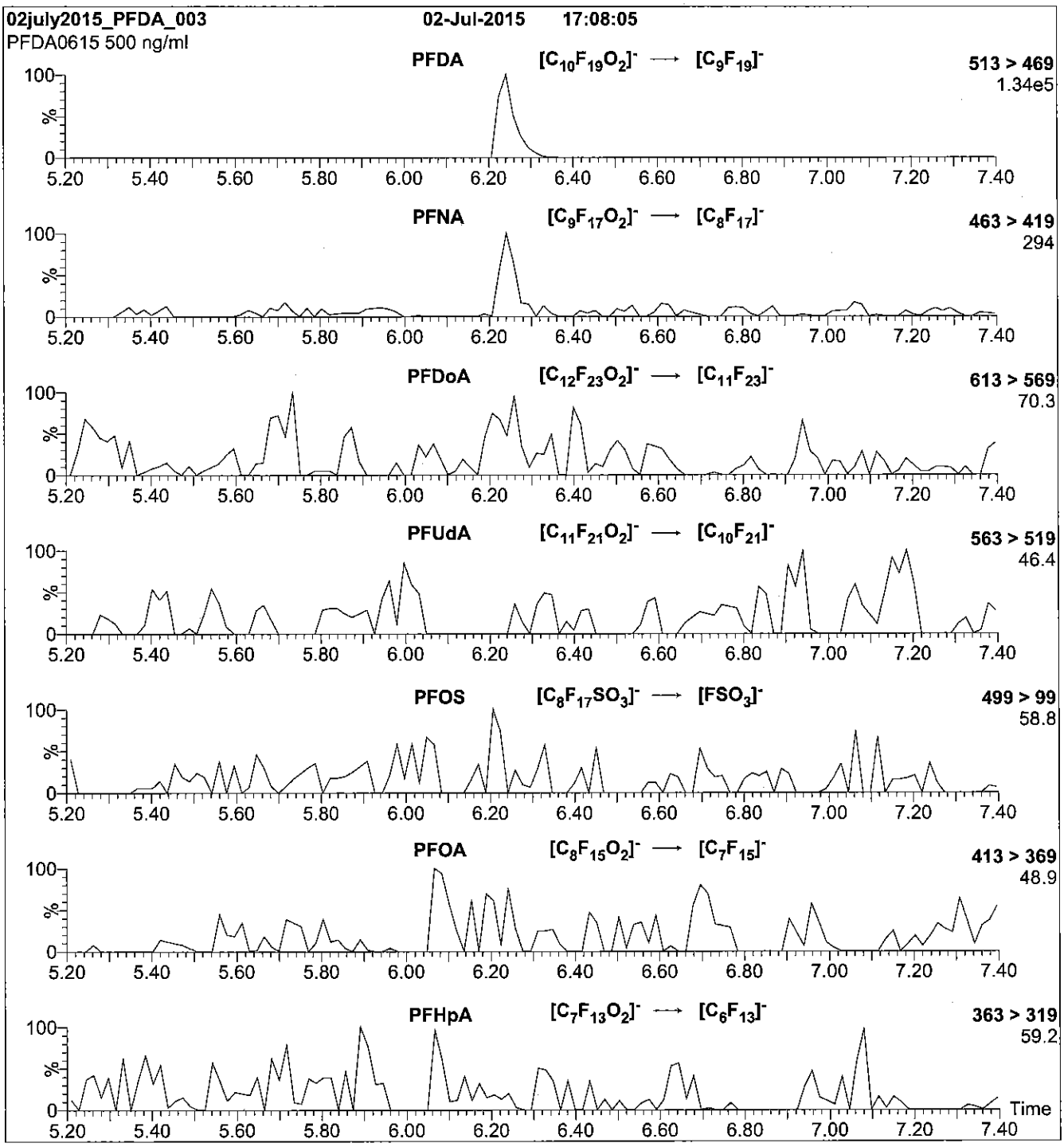

Conditions for Figure 2:

Injection: Direct loop injection
10 µl (500 ng/ml PFDA)

Mobile phase: Isocratic 80% (80:20 MeOH:ACN) / 20% H_2O
(both with 10 mM NH_4OAc buffer)

Flow: 300 µl/min

MS Parameters

Collision Gas (mbar) = 3.62e-3
Collision Energy (eV) = 13

Reagent

LCPFDoA_00003

Rec 7/14/15

WELLINGTON LABORATORIES

CERTIFICATE OF ANALYSIS
DOCUMENTATION

PRODUCT CODE: PFDoA
COMPOUND: Perfluoro-n-dodecanoic acid
LOT NUMBER: PFDoA0113

STRUCTURE:
CAS #: 307-55-1

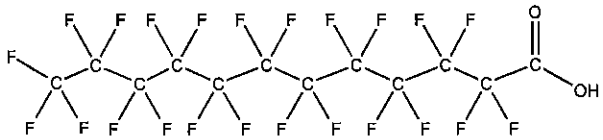

MOLECULAR FORMULA: $C_{12}HF_{23}O_2$
MOLECULAR WEIGHT: 614.10
CONCENTRATION: 50 ± 2.5 µg/ml
SOLVENT(S): Methanol
Water (<1%)

CHEMICAL PURITY: >98%
LAST TESTED: (mm/dd/yyyy) 01/03/2013
EXPIRY DATE: (mm/dd/yyyy) 01/03/2018
RECOMMENDED STORAGE: Store ampoule in a cool, dark place

DOCUMENTATION/ DATA ATTACHED:

Figure 1: LC/MS Data (TIC and Mass Spectrum)
Figure 2: LC/MS/MS Data (Selected MRM Transitions)

ADDITIONAL INFORMATION:

- See page 2 for further details.
- Contains 4 mole eq. of NaOH to prevent conversion of the carboxylic acid to the methyl ester.

FOR LABORATORY USE ONLY: NOT FOR HUMAN OR DRUG USE

Certified By: B.G. Chittim **Date:** 02/01/2013 (mm/dd/yyyy)

Wellington Laboratories Inc., 345 Southgate Dr. Guelph ON N1G 3M5 CANADA
519-822-2436 • Fax: 519-822-2849 • info@well-labs.com

Figure 1: **PFDoA; LC/MS Data (TIC and Mass Spectrum)**

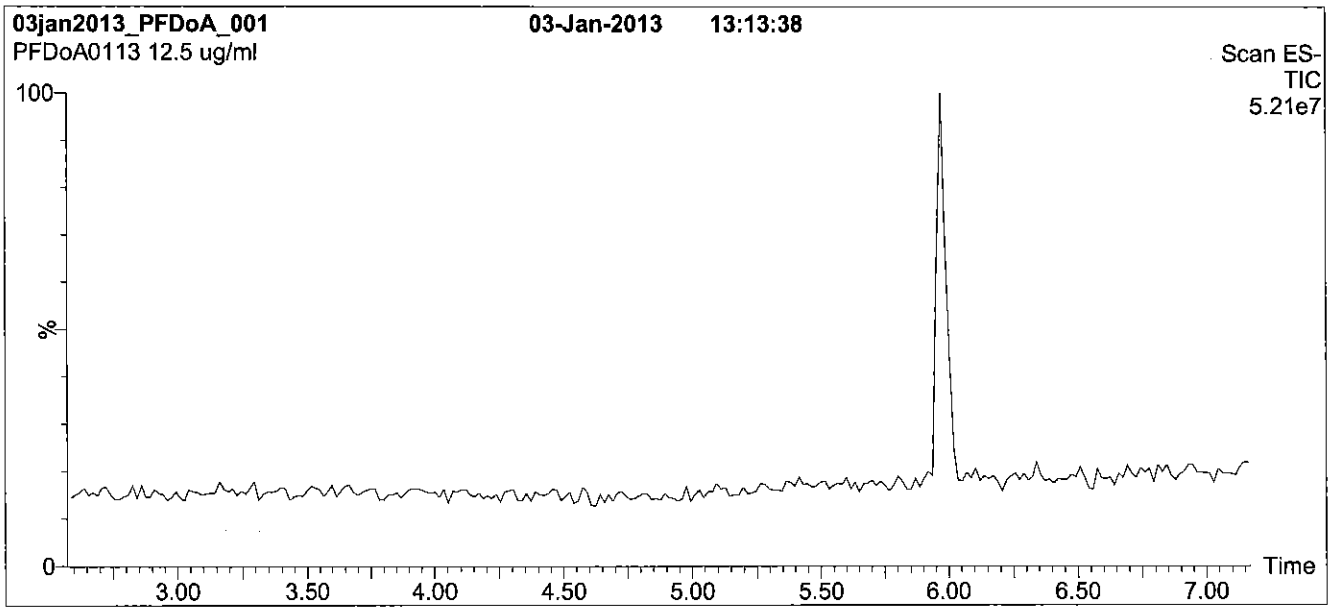

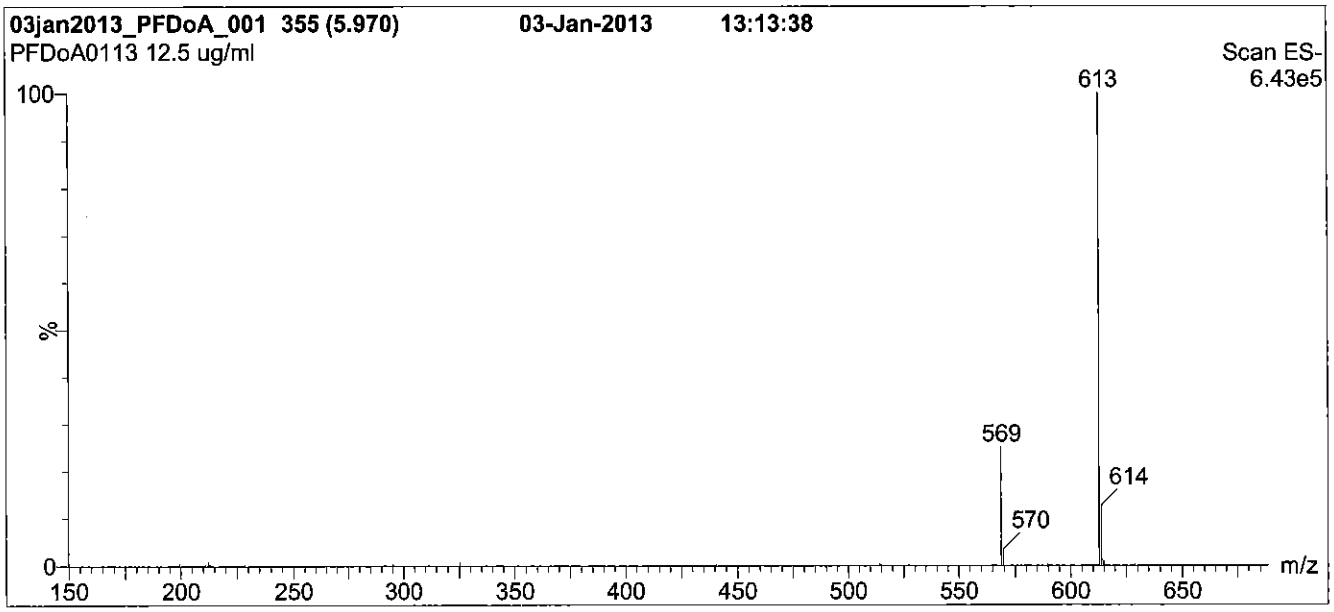

Conditions for Figure 1:

LC: **Waters Acquity Ultra Performance LC**
MS: **Micromass Quattro *micro* API MS**

Chromatographic Conditions

Column: Acquity UPLC BEH Shield RP_{18}
1.7 µm, 2.1 x 100 mm

Mobile phase: Gradient
Start: 40% (80:20 MeOH:ACN) / 60% H_2O
(both with 10 mM NH_4OAc buffer)
Ramp to 90% organic over 7 min and hold for 2 min.
Return to initial conditions in 0.5 min.
Time: 10 min

Flow: 300 µl/min

MS Parameters

Experiment: Full Scan (150 - 850 amu)

Source: Electrospray (negative)
Capillary Voltage (kV) = 2.00
Cone Voltage (V) = 20.00
Cone Gas Flow (l/hr) = 100
Desolvation Gas Flow (l/hr) = 750

Reagent

LCPFDoA_00004

Rec: 12/30/15 cw

WELLINGTON LABORATORIES

CERTIFICATE OF ANALYSIS
DOCUMENTATION

PRODUCT CODE: PFDoA
COMPOUND: Perfluoro-n-dodecanoic acid
LOT NUMBER: PFDoA0115

STRUCTURE:
CAS #: 307-55-1

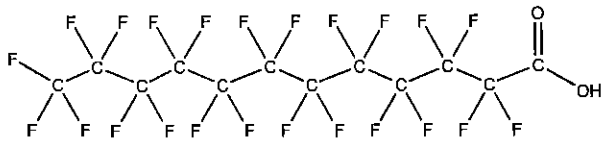

MOLECULAR FORMULA: $C_{12}HF_{23}O_2$
CONCENTRATION: 50 ± 2.5 µg/ml
MOLECULAR WEIGHT: 614.10
SOLVENT(S): Methanol
Water (<1%)

CHEMICAL PURITY: >98%
LAST TESTED: (mm/dd/yyyy) 01/30/2015
EXPIRY DATE: (mm/dd/yyyy) 01/30/2020
RECOMMENDED STORAGE: Store ampoule in a cool, dark place

DOCUMENTATION/ DATA ATTACHED:

Figure 1: LC/MS Data (TIC and Mass Spectrum)
Figure 2: LC/MS/MS Data (Selected MRM Transitions)

ADDITIONAL INFORMATION:

- See page 2 for further details.
- Contains 4 mole eq. of NaOH to prevent conversion of the carboxylic acid to the methyl ester.

FOR LABORATORY USE ONLY: NOT FOR HUMAN OR DRUG USE

Certified By: B.G. Chittim **Date:** 03/25/2015 (mm/dd/yyyy)

Wellington Laboratories Inc., 345 Southgate Dr. Guelph ON N1G 3M5 CANADA
519-822-2436 • Fax: 519-822-2849 • info@well-labs.com

INTENDED USE:

The products prepared by Wellington Laboratories Inc. are for laboratory use only. This certified reference material (CRM) was designed to be used as a standard for the identification and/or quantification of the specific chemical compound it contains.

HAZARDS:

This product should only be used by qualified personnel familiar with its potential hazards and trained in the handling of hazardous chemicals. Due care should be exercised to prevent unnecessary human contact or ingestion. All procedures should be carried out in a well-functioning fume hood and suitable gloves, eye protection, and clothing should be worn at all times. Waste should be disposed of according to national and regional regulations. Safety Data Sheets (SDSs) are available upon request.

SYNTHESIS / CHARACTERIZATION:

Where possible, all of our products are synthesized using single-product unambiguous routes. They are then characterized, and their structures and purities confirmed, using a combination of the most relevant techniques, such as NMR, GC/MS, LC/MS/MS, SFC/UV/MS/MS, x-ray crystallography, and melting point. Isotopic purities of mass-labelled compounds are also confirmed using HRGC/HRMS and/or LC/MS/MS.

HOMOGENEITY:

Prior to solution preparation, crystalline material is tested for homogeneity using a variety of techniques (as stated above) and its solubility in a given diluent is taken into consideration. Duplicate solutions of a new product are prepared from the same crystalline lot and, after the addition of an appropriate internal standard, they are compared by GC/MS, LC/MS/MS and/or SFC/UV/MS/MS. The relative response factors of the analyte of interest in each solution are required to be <5% RSD. New solution lots of existing products are compared to older lots in the same manner, which further confirms the homogeneity of the crystalline material as well as the stability and homogeneity of the solutions in the storage containers.

UNCERTAINTY:

The maximum combined relative standard uncertainty of our reference standard solutions is calculated using the following equation:

The combined relative standard uncertainty, $u_c(y)$, of a value y and the uncertainty of the independent parameters $x_1, x_2, \ldots x_n$ on which it depends is:

$$u_c(y(x_1, x_2, \ldots x_n)) = \sqrt{\sum_{i=1}^{n} u(y, x_i)^2}$$

where x is expressed as a relative standard uncertainty of the individual parameter.

The individual uncertainties taken into account include those associated with weights (calibration of the balance) and volumes (calibration of the volumetric glassware). An expanded maximum combined percent relative uncertainty of ±5% (calculated with a coverage factor of 2 and a level of confidence of 95%) is stated on the Certificate of Analysis for all of our products.

TRACEABILITY:

All reference standard solutions are traceable to specific crystalline lots. The microbalances used for solution preparation are regularly tested by an external ISO/IEC 17025 accredited calibration company. In addition, their calibration is verified prior to each weighing using NIST and/or NRC traceable external weights. All volumetric glassware used is of Class A tolerance and has been tested according to the appropriate ASTM procedures, which are ultimately traceable to NIST. For certain products, traceability to international interlaboratory studies has also been established.

EXPIRY DATE / PERIOD OF VALIDITY:

Ongoing stability studies of this product have demonstrated stability in its composition and concentration, until the specified expiry date, in the unopened ampoule. Monitoring for any degradation or change in concentration of the listed analyte(s) is performed on a routine basis.

LIMITED WARRANTY:

At the time of shipment, all products are warranted to be free of defects in material and workmanship and to conform to the stated technical and purity specifications.

QUALITY MANAGEMENT:

This product was produced using a Quality Management System registered to the latest versions of ISO 9001 by SAI Global, ISO/IEC 17025 by the Canadian Association for Laboratory Accreditation Inc. (CALA; A 1226), and ISO GUIDE 34 by ANSI-ASQ National Accreditation Board (ANAB; AR-1523).

CALA Testing Accredited No. A1226

ANAB ACCREDITED ISO GUIDE 34 REFERENCE MATERIAL PRODUCER

For additional information or assistance concerning this or any other products from Wellington Laboratories Inc., please visit our website at www.well-labs.com or contact us directly at info@well-labs.com

Figure 1: **PFDoA; LC/MS Data (TIC and Mass Spectrum)**

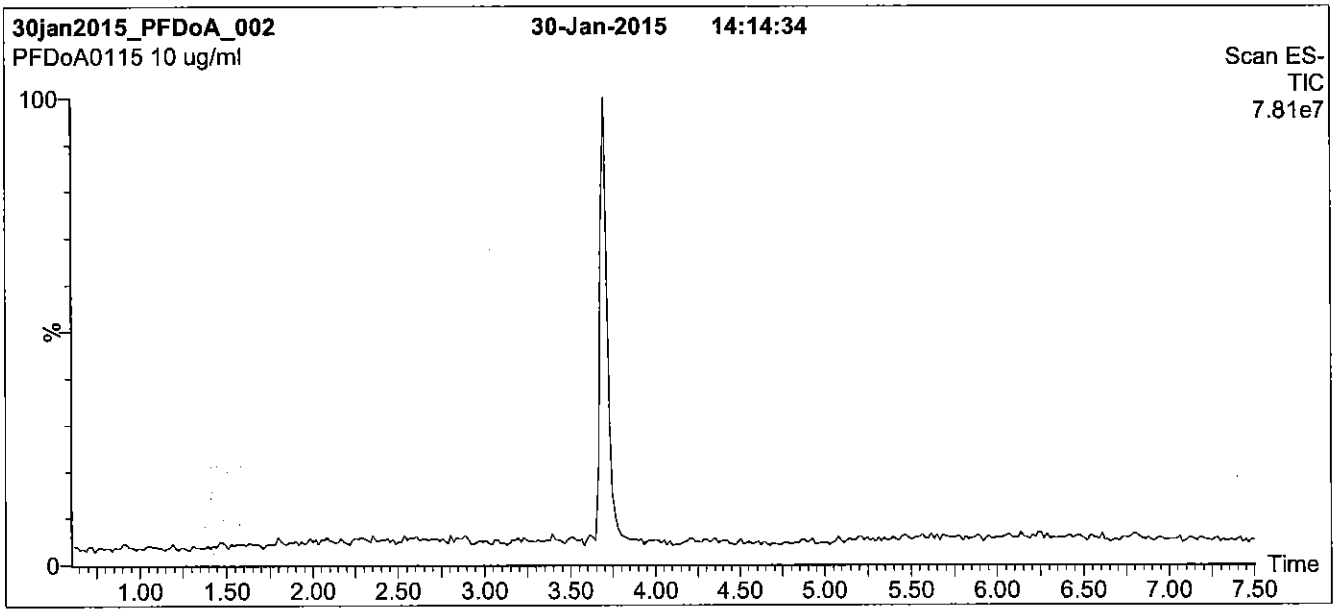

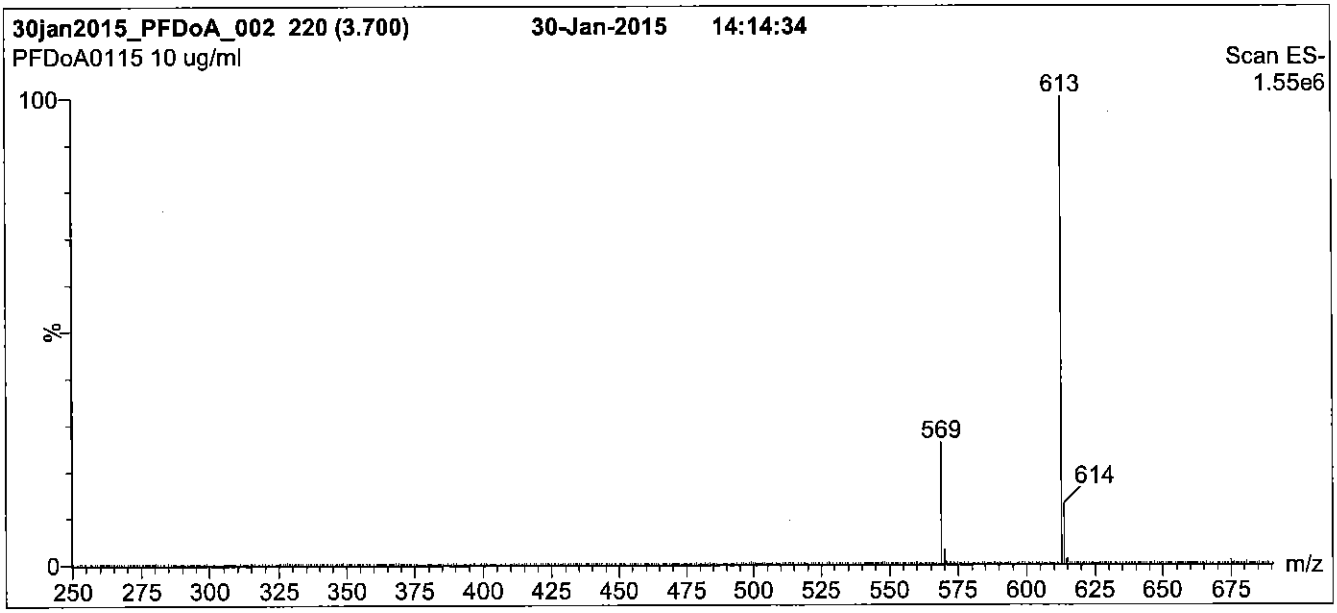

Conditions for Figure 1:

LC: **Waters Acquity Ultra Performance LC**
MS: **Micromass Quattro *micro* API MS**

Chromatographic Conditions

Column: Acquity UPLC BEH Shield RP_{18}
1.7 µm, 2.1 x 100 mm

Mobile phase: Gradient
Start: 60% (80:20 MeOH:ACN) / 40% H_2O
(both with 10 mM NH_4OAc buffer)
Ramp to 90% organic over 7 min and hold for 1.5 min
before returning to initial conditions in 0.5 min.
Time: 10 min

Flow: 300 µl/min

MS Parameters

Experiment: Full Scan (250 - 1000 amu)

Source: Electrospray (negative)
Capillary Voltage (kV) = 2.00
Cone Voltage (V) = 20.00
Cone Gas Flow (l/hr) = 100
Desolvation Gas Flow (l/hr) = 750

Figure 2: **PFDoA; LC/MS/MS Data (Selected MRM Transitions)**

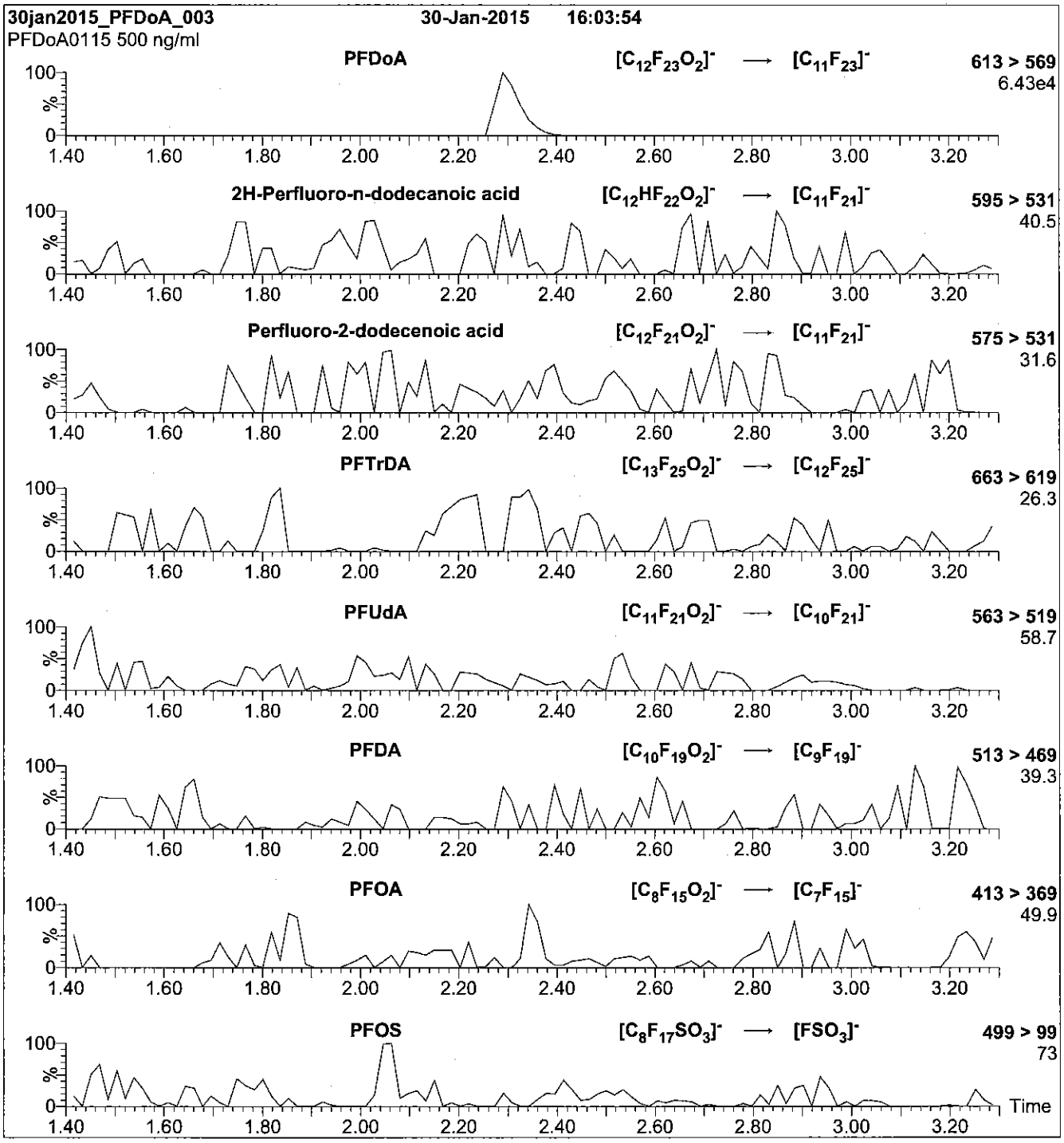

Conditions for Figure 2:

Injection: Direct loop injection
10 µl (500 ng/ml PFDoA)

Mobile phase: Isocratic 80% (80:20 MeOH:ACN) / 20% H_2O
(both with 10 mM NH_4OAc buffer)

Flow: 300 µl/min

MS Parameters

Collision Gas (mbar) = 3.28e-3
Collision Energy (eV) = 13

Reagent

LCPFDoS_00003

WELLINGTON LABORATORIES

CERTIFICATE OF ANALYSIS DOCUMENTATION

PRODUCT CODE: L-PFDoS
LOT NUMBER: LPFDoS1011
COMPOUND: Sodium perfluoro-1-dodecanesulfonate

STRUCTURE:
CAS #: Not available

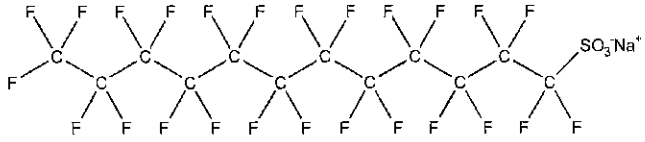

MOLECULAR FORMULA:	$C_{12}F_{25}SO_3Na$	**MOLECULAR WEIGHT:**	722.14
CONCENTRATION:	50.0 ± 2.5 µg/ml (Na salt)	**SOLVENT(S):**	Methanol
	48.4 ± 2.4 µg/ml (PFDoS anion)		
CHEMICAL PURITY:	>98%		
LAST TESTED: (mm/dd/yyyy)	10/06/2011		
EXPIRY DATE: (mm/dd/yyyy)	10/06/2016		
RECOMMENDED STORAGE:	Store ampoule in a cool, dark place		

DOCUMENTATION/ DATA ATTACHED:

Figure 1: LC/MS Data (TIC and Mass Spectrum)
Figure 2: LC/MS/MS Data (Selected MRM Transitions)

ADDITIONAL INFORMATION:

- See page 2 for further details.
- Contains ~ 0.3% of sodium perfluoro-1-tetradecanesulfonate and ~ 0.8% of perfluoro-n-dodecanoic acid (PFDoA).

FOR LABORATORY USE ONLY: NOT FOR HUMAN OR DRUG USE

Certified By: B.G. Chittim **Date:** 01/15/2013 (mm/dd/yyyy)

Wellington Laboratories Inc., 345 Southgate Dr. Guelph ON N1G 3M5 CANADA
519-822-2436 • Fax: 519-822-2849 • info@well-labs.com

INTENDED USE:

The products prepared by Wellington Laboratories Inc. are for laboratory use only. They are designed to be used as reference standards for the identification and/or quantification of specific chemical compound(s).

HAZARDS:

This product should only be used by qualified personnel familiar with its potential hazards and trained in the handling of hazardous chemicals. Due care should be exercised to prevent unnecessary human contact or ingestion. All procedures should be carried out in a well-functioning fume hood and suitable gloves, eye protection and clothing should be worn at all times. Waste should be disposed of according to national and regional regulations. Material Safety Data Sheets (MSDSs) are available upon request.

SYNTHESIS / CHARACTERIZATION:

Where possible, all of our products are synthesized using single-product, unambiguous routes. They are then characterized, and their structures and purities confirmed, using a combination of the most relevant techniques, such as NMR, GC/MS, LC/MS/MS, x-ray crystallography and melting point. Isotopic purities of mass-labelled compounds are also confirmed using HRGC/HRMS and/or LC/MS/MS.

HOMOGENEITY:

Prior to solution preparation, crystalline material is tested for homogeneity using a variety of techniques (as stated above) and its solubility in a given diluent is taken into consideration. Duplicate solutions of a new product are prepared from the same crystalline lot and, after the addition of an appropriate internal standard, they are compared by GC/MS and/or LC/MS/MS. The relative response factors of the analyte of interest in each solution are required to be <5% RSD. New solution lots of existing products are compared to older lots in the same manner, which further confirms the homogeneity of the crystalline material as well as the stability and homogeneity of the solutions in the storage containers.

UNCERTAINTY:

The maximum combined relative standard uncertainty of our reference standard solutions is calculated using the following equation:

The combined relative standard uncertainty, $u_c(y)$, of a value y and the uncertainty of the independent parameters $x_1, x_2, \ldots x_n$ on which it depends is:

$$u_c(y(x_1, x_2, \ldots x_n)) = \sqrt{\sum_{i=1}^{n} u(y, x_i)^2}$$

where x is expressed as a relative standard uncertainty of the individual parameter.

The individual uncertainties taken into account include those associated with weights (calibration of the balance) and volumes (calibration of the volumetric glassware). An expanded maximum combined percent relative uncertainty of ±5% (calculated with a coverage factor of 2 and a level of confidence of 95%) is stated on the Certificate of Analysis for all our products.

TRACEABILITY:

All reference standard solutions are traceable to specific crystalline lots. The microbalances used for solution preparation are regularly tested by an external, ISO/IEC 17025:2005 accredited calibration company. In addition, their calibration is verified prior to each weighing using NIST and/or NRC traceable external weights. All volumetric glassware used is of Class A tolerance and has been tested according to the appropriate ASTM procedures, which are ultimately traceable to NIST. For certain products, traceability to international interlaboratory studies has also been established.

EXPIRY DATE / PERIOD OF VALIDITY:

Ongoing stability studies of this product have demonstrated stability in its composition and concentration for the period of time specified by the expiry date in the unopened ampoule. Monitoring for any degradation or change in concentration of the listed analyte(s) is performed on a routine basis.

LIMITED WARRANTY:

At the time of shipment, all products are warranted to be free of defects in material and workmanship and to conform to the stated technical and purity specifications.

QUALITY MANAGEMENT:

This product was produced using a Quality Management System registered to ISO 9001:2008 by SAI Global, ISO/IEC 17025:2005 by the Canadian Association for Laboratory Accreditation Inc. (CALA; A 1226), and ISO GUIDE 34:2009 by ACLASS (certificate number AR-1523).

CALA Testing Accreditation No. A 1226

ACLASS ACCREDITED REFERENCE MATERIAL PRODUCER

For additional information or assistance concerning this or any other products from Wellington Laboratories Inc., please visit our website at www.well-labs.com or contact us directly at info@well-labs.com

Figure 1: **L-PFDoS; LC/MS Data (TIC and Mass Spectrum)**

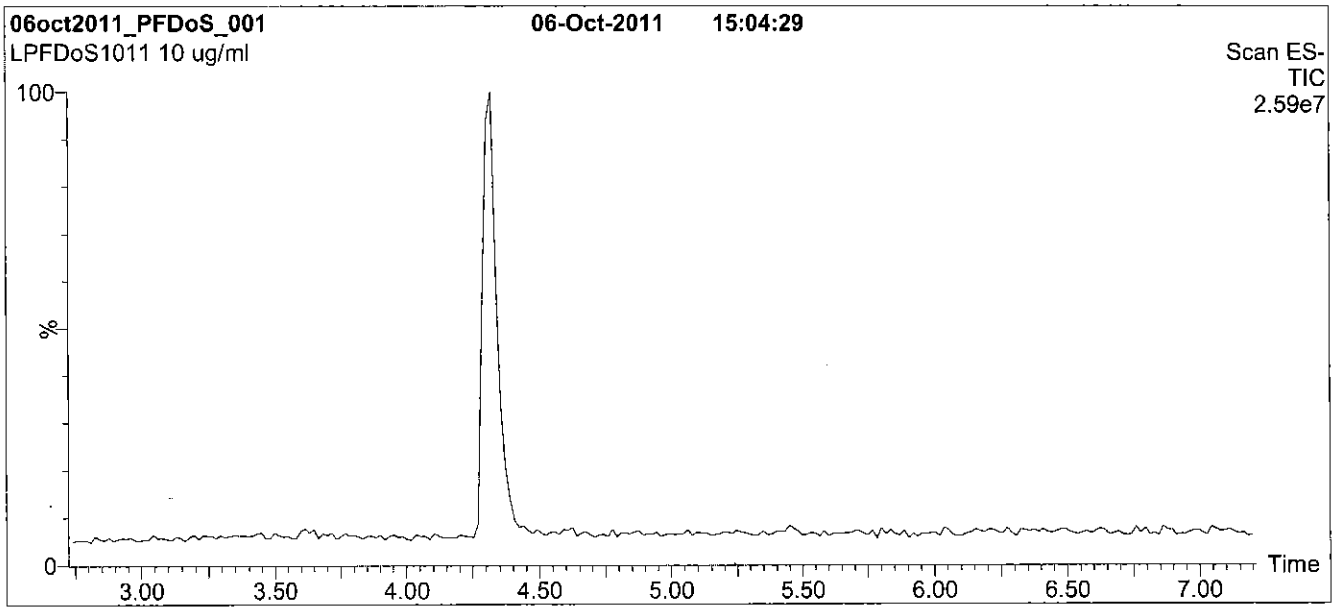

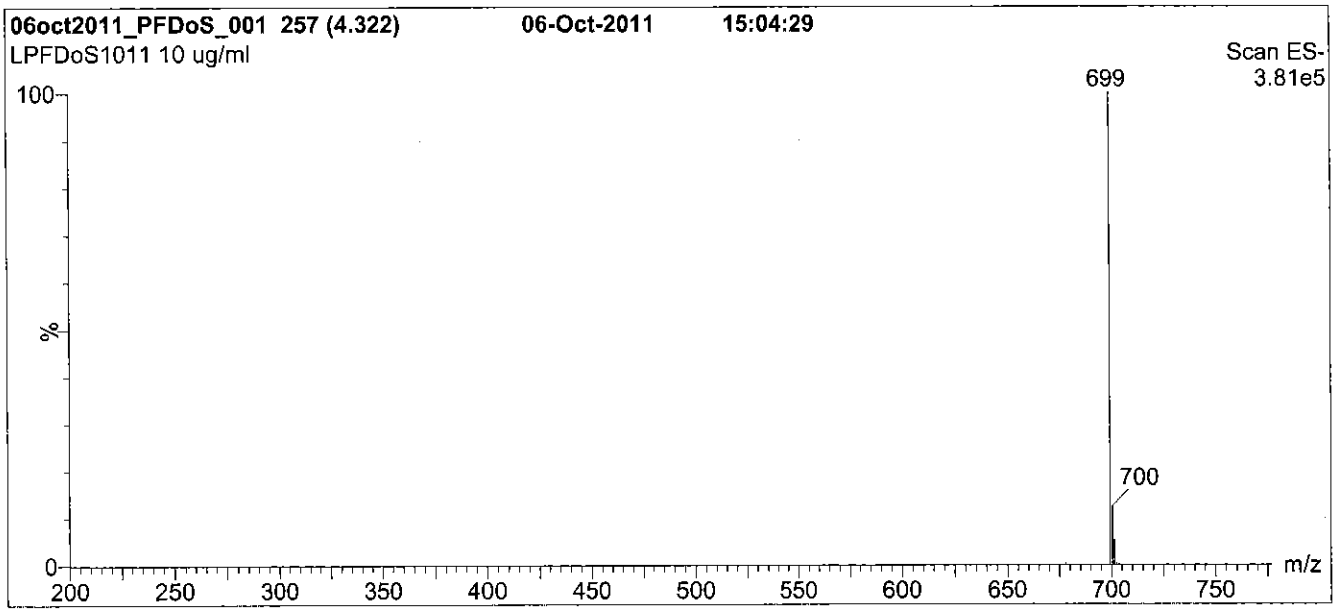

Conditions for Figure 1:

LC: **Waters Acquity Ultra Performance LC**
MS: **Micromass Quattro *micro* API MS**

Chromatographic Conditions

Column: Acquity UPLC BEH Shield RP_{18}
1.7 µm, 2.1 x 100 mm

Mobile phase: Gradient
Start: 65% (80:20 MeOH:ACN) / 35% H_2O
(both with 10 mM NH_4OAc buffer)
Ramp to 90% organic over 7 min and hold for 2 min
before returning to initial conditions in 0.5 min.
Time: 10 min

Flow: 300 µl/min

MS Parameters

Experiment: Full Scan (200 - 850 amu)

Source: Electrospray (negative)
Capillary Voltage (kV) = 3.00
Cone Voltage (V) = 80.00
Cone Gas Flow (l/hr) = 50
Desolvation Gas Flow (l/hr) = 750

Figure 2: **L-PFDoS; LC/MS/MS Data (Selected MRM Transitions)**

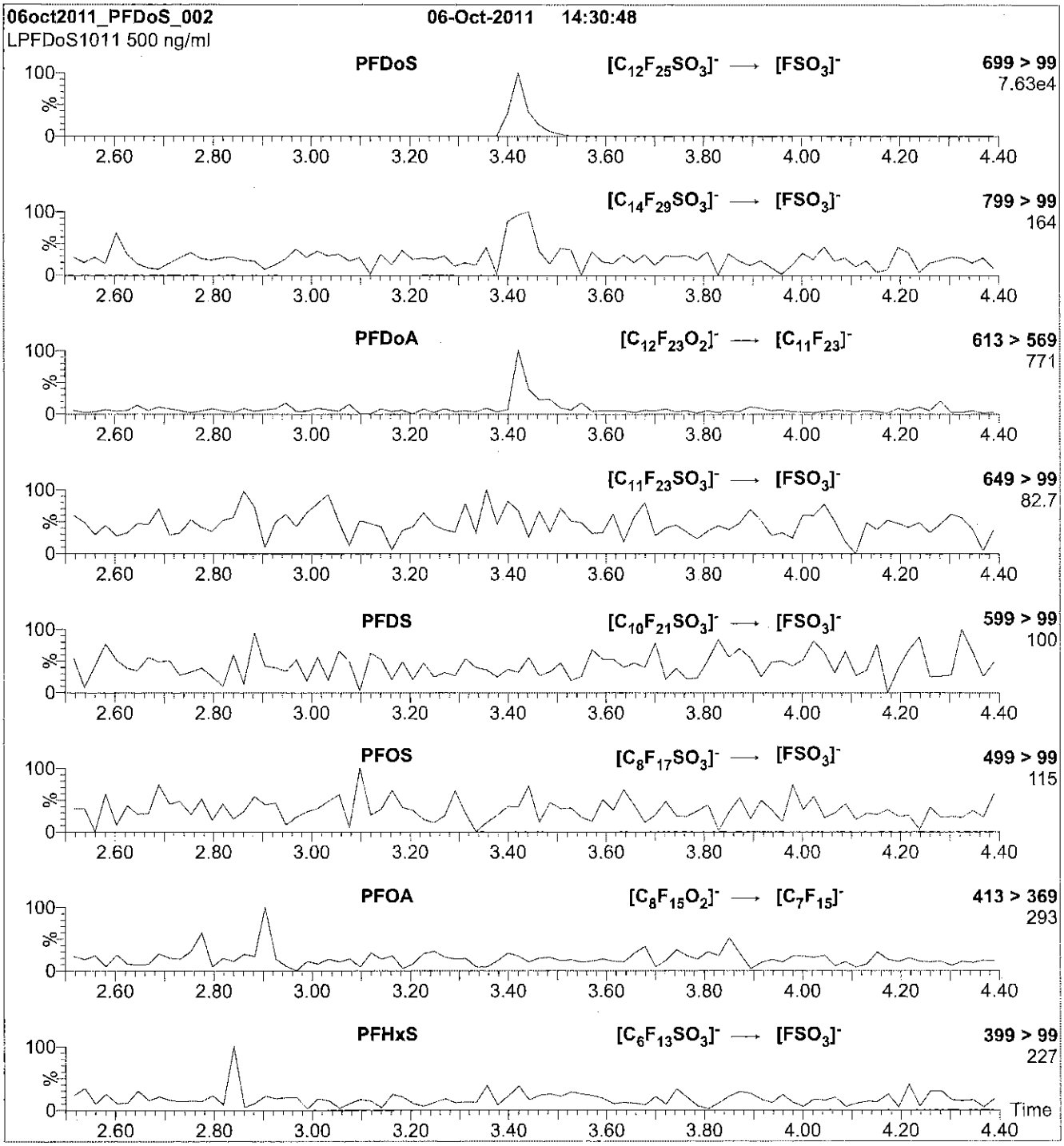

Conditions for Figure 2:

Injection: Direct loop injection
10 µl (500 ng/ml L-PFDoS)

Mobile phase: Isocratic 65% (80:20 MeOH:ACN) / 35% H_2O
(both with 10 mM NH_4OAc buffer)

Flow: 300 µl/min

MS Parameters

Collision Gas (mbar) = 3.54e-3
Collision Energy (eV) = 50

Reagent

LCPFDS_00003

WELLINGTON LABORATORIES

CERTIFICATE OF ANALYSIS DOCUMENTATION

PRODUCT CODE: L-PFDS
LOT NUMBER: LPFDS0913
COMPOUND: Sodium perfluoro-1-decanesulfonate

STRUCTURE:

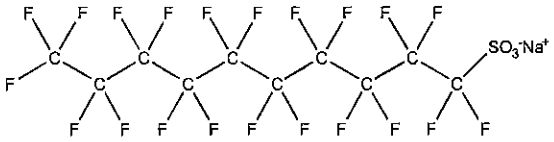

CAS #: Not available

MOLECULAR FORMULA:	$C_{10}F_{21}SO_3Na$	**MOLECULAR WEIGHT:**	622.13
CONCENTRATION:	50.0 ± 2.5 µg/ml (Na salt) 48.2 ± 2.4 µg/ml (PFDS anion)	**SOLVENT(S):**	Methanol
CHEMICAL PURITY:	>98%		
LAST TESTED: (mm/dd/yyyy)	09/13/2013		
EXPIRY DATE: (mm/dd/yyyy)	09/13/2018		
RECOMMENDED STORAGE:	Store ampoule in a cool, dark place		

DOCUMENTATION/ DATA ATTACHED:

Figure 1: LC/MS Data (TIC and Mass Spectrum)
Figure 2: LC/MS/MS Data (Selected MRM Transitions)

ADDITIONAL INFORMATION:

- See page 2 for further details.

FOR LABORATORY USE ONLY: NOT FOR HUMAN OR DRUG USE

Certified By: B.G. Chittim **Date:** 09/23/2013 (mm/dd/yyyy)

Wellington Laboratories Inc., 345 Southgate Dr. Guelph ON N1G 3M5 CANADA
519-822-2436 • Fax: 519-822-2849 • info@well-labs.com

INTENDED USE:

The products prepared by Wellington Laboratories Inc. are for laboratory use only. They are designed to be used as reference standards for the identification and/or quantification of specific chemical compound(s).

HAZARDS:

This product should only be used by qualified personnel familiar with its potential hazards and trained in the handling of hazardous chemicals. Due care should be exercised to prevent unnecessary human contact or ingestion. All procedures should be carried out in a well-functioning fume hood and suitable gloves, eye protection and clothing should be worn at all times. Waste should be disposed of according to national and regional regulations. Material Safety Data Sheets (MSDSs) are available upon request.

SYNTHESIS / CHARACTERIZATION:

Where possible, all of our products are synthesized using single-product, unambiguous routes. They are then characterized, and their structures and purities confirmed, using a combination of the most relevant techniques, such as NMR, GC/MS, LC/MS/MS, x-ray crystallography and melting point. Isotopic purities of mass-labelled compounds are also confirmed using HRGC/HRMS and/or LC/MS/MS.

HOMOGENEITY:

Prior to solution preparation, crystalline material is tested for homogeneity using a variety of techniques (as stated above) and its solubility in a given diluent is taken into consideration. Duplicate solutions of a new product are prepared from the same crystalline lot and, after the addition of an appropriate internal standard, they are compared by GC/MS and/or LC/MS/MS. The relative response factors of the analyte of interest in each solution are required to be <5% RSD. New solution lots of existing products are compared to older lots in the same manner, which further confirms the homogeneity of the crystalline material as well as the stability and homogeneity of the solutions in the storage containers.

UNCERTAINTY:

The maximum combined relative standard uncertainty of our reference standard solutions is calculated using the following equation:

The combined relative standard uncertainty, $u_c(y)$, of a value y and the uncertainty of the independent parameters $x_1, x_2,...x_n$ on which it depends is:

$$u_c(y(x_1, x_2, ...x_n)) = \sqrt{\sum_{i=1}^{n} u(y, x_i)^2}$$

where x is expressed as a relative standard uncertainty of the individual parameter.

The individual uncertainties taken into account include those associated with weights (calibration of the balance) and volumes (calibration of the volumetric glassware). An expanded maximum combined percent relative uncertainty of ±5% (calculated with a coverage factor of 2 and a level of confidence of 95%) is stated on the Certificate of Analysis for all our products.

TRACEABILITY:

All reference standard solutions are traceable to specific crystalline lots. The microbalances used for solution preparation are regularly tested by an external, ISO/IEC 17025:2005 accredited calibration company. In addition, their calibration is verified prior to each weighing using NIST and/or NRC traceable external weights. All volumetric glassware used is of Class A tolerance and has been tested according to the appropriate ASTM procedures, which are ultimately traceable to NIST. For certain products, traceability to international interlaboratory studies has also been established.

EXPIRY DATE / PERIOD OF VALIDITY:

Ongoing stability studies of this product have demonstrated stability in its composition and concentration for the period of time specified by the expiry date in the unopened ampoule. Monitoring for any degradation or change in concentration of the listed analyte(s) is performed on a routine basis.

LIMITED WARRANTY:

At the time of shipment, all products are warranted to be free of defects in material and workmanship and to conform to the stated technical and purity specifications.

QUALITY MANAGEMENT:

This product was produced using a Quality Management System registered to ISO 9001:2008 by SAI Global, ISO/IEC 17025:2005 by the Canadian Association for Laboratory Accreditation Inc. (CALA; A 1226), and ISO GUIDE 34:2009 by ACLASS (certificate number AR-1523).

CALA Testing Accreditation No. A 1226

ACLASS ACCREDITED REFERENCE MATERIAL PRODUCER

For additional information or assistance concerning this or any other products from Wellington Laboratories Inc., please visit our website at www.well-labs.com or contact us directly at info@well-labs.com

Figure 1: **L-PFDS; LC/MS Data (TIC and Mass Spectrum)**

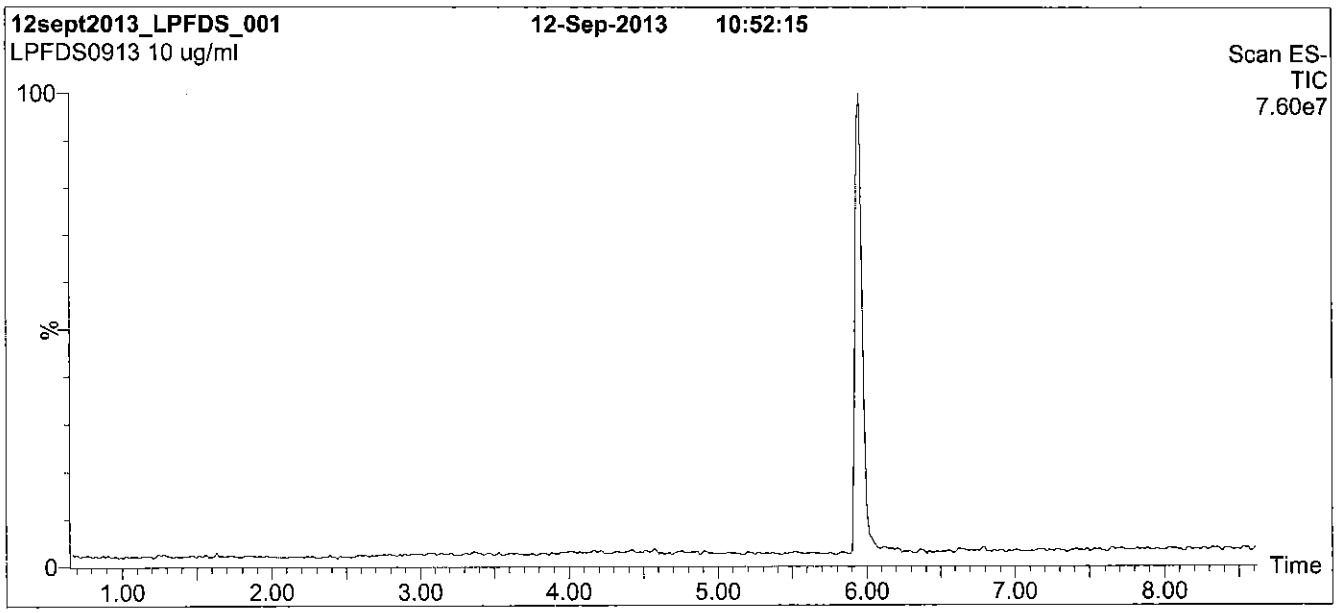

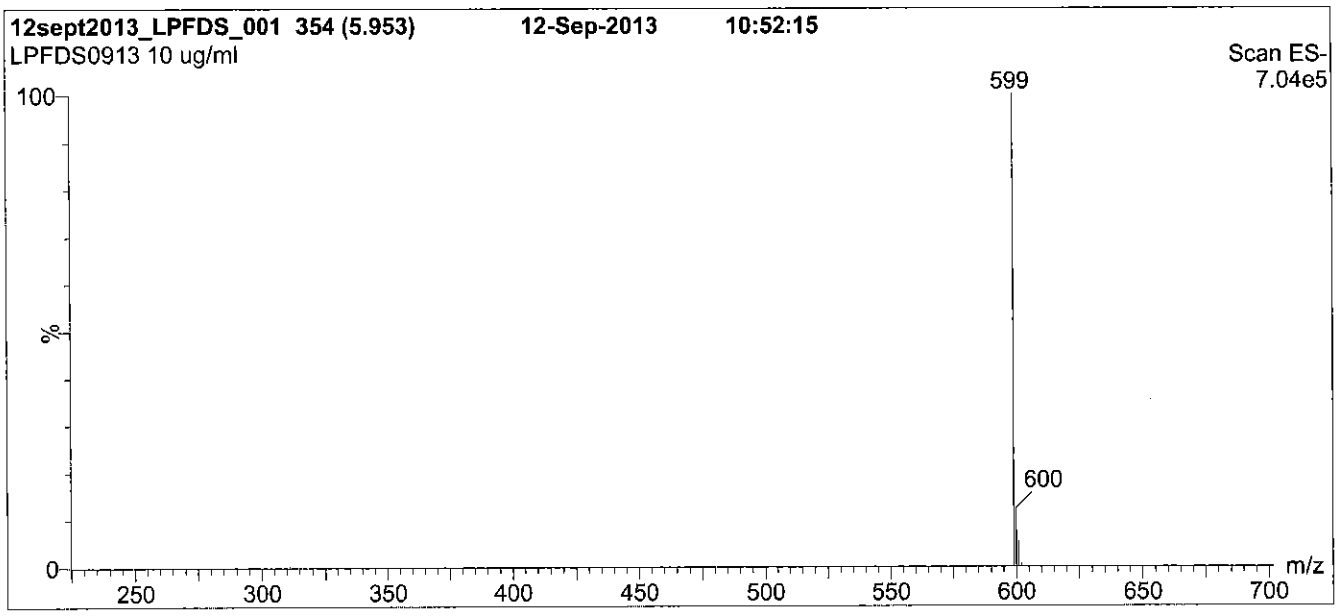

Conditions for Figure 1:

LC: **Waters Acquity Ultra Performance LC**
MS: **Micromass Quattro *micro* API MS**

Chromatographic Conditions

Column: Acquity UPLC BEH Shield RP_{18}
1.7 µm, 2.1 x 100 mm

Mobile phase: Gradient
Start: 45% (80:20 MeOH:ACN) / 55% H_2O
(both with 10 mM NH_4OAc buffer)
Ramp to 90% organic over 7 min and hold for
1.5 min before returning to initial conditions in 0.5 min.
Time: 11 min

Flow: 300 µl/min

MS Parameters

Experiment: Full Scan (225 - 850 amu)

Source: Electrospray (negative)
Capillary Voltage (kV) = 2.00
Cone Voltage (V) = 70.00
Cone Gas Flow (l/hr) = 60
Desolvation Gas Flow (l/hr) = 650

Figure 2: **L-PFDS; LC/MS/MS Data (Selected MRM Transitions)**

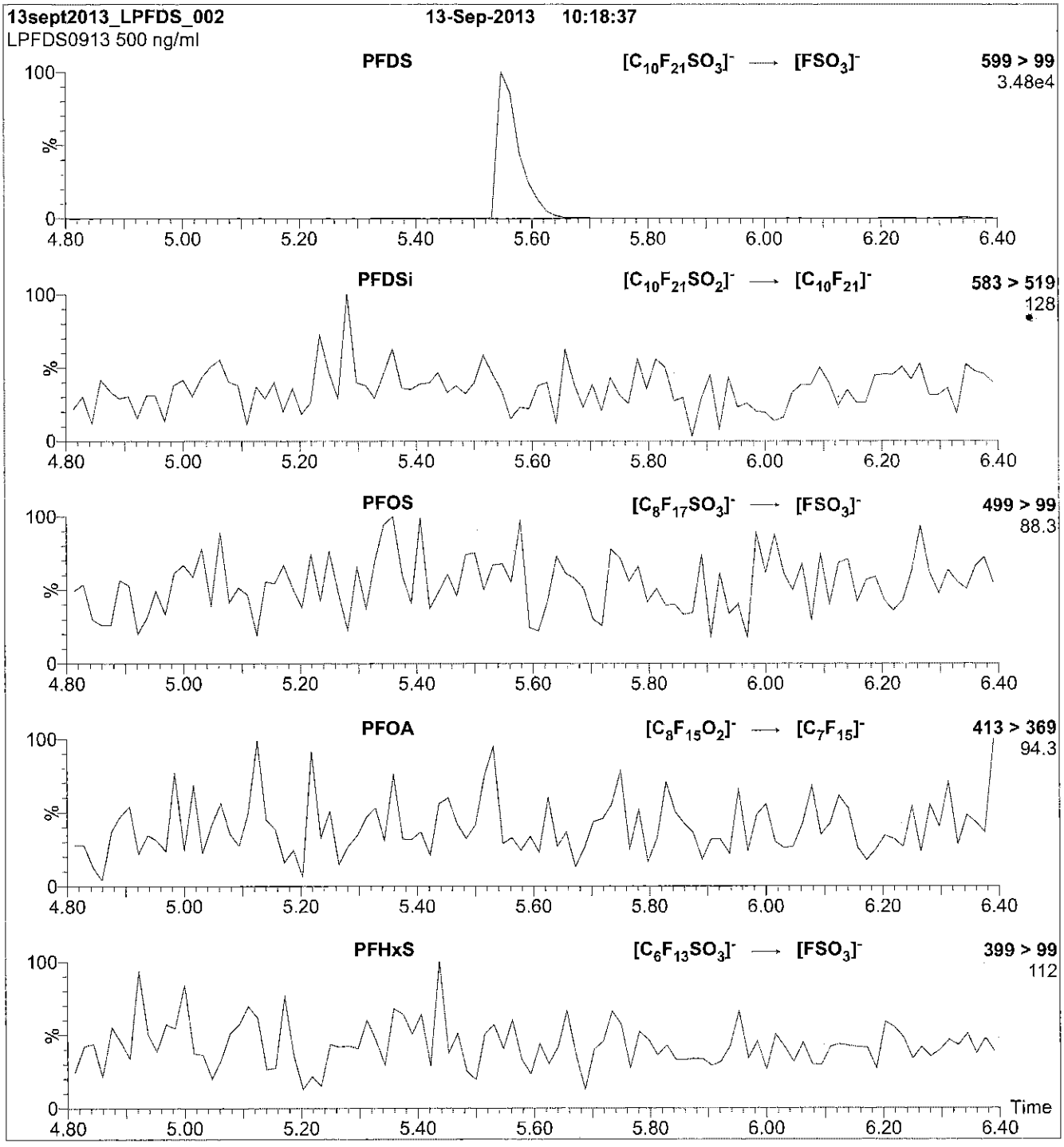

Conditions for Figure 2:

Injection: Direct loop injection
10 µl (500 ng/ml L-PFDS)

Mobile phase: Isocratic 80% (80:20 MeOH:ACN) / 20% H_2O
(both with 10 mM NH_4OAc buffer)

Flow: 300 µl/min

MS Parameters

Collision Gas (mbar) = 3.78e-3
Collision Energy (eV) = 50

Reagent

LCPFHpA_00004

WELLINGTON LABORATORIES

CERTIFICATE OF ANALYSIS
DOCUMENTATION

PRODUCT CODE: PFHpA
COMPOUND: Perfluoro-n-heptanoic acid

LOT NUMBER: PFHpA0514

STRUCTURE:

CAS #: 375-85-9

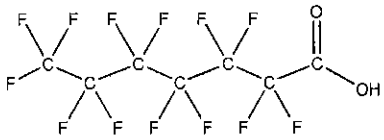

MOLECULAR FORMULA: $C_7HF_{13}O_2$
CONCENTRATION: 50 ± 2.5 µg/ml

MOLECULAR WEIGHT: 364.06
SOLVENT(S): Methanol
Water (<1%)

CHEMICAL PURITY: >98%
LAST TESTED: (mm/dd/yyyy) 05/09/2014
EXPIRY DATE: (mm/dd/yyyy) 05/09/2019
RECOMMENDED STORAGE: Store ampoule in a cool, dark place

DOCUMENTATION/ DATA ATTACHED:

Figure 1: LC/MS Data (TIC and Mass Spectrum)
Figure 2: LC/MS/MS Data (Selected MRM Transitions)

ADDITIONAL INFORMATION:

- See page 2 for further details.
- Contains 4 mole eq. of NaOH to prevent conversion of the carboxylic acid to the methyl ester.

FOR LABORATORY USE ONLY: NOT FOR HUMAN OR DRUG USE

Certified By: B.G. Chittim **Date:** 05/22/2014 (mm/dd/yyyy)

Wellington Laboratories Inc., 345 Southgate Dr. Guelph ON N1G 3M5 CANADA
519-822-2436 • Fax: 519-822-2849 • info@well-labs.com

INTENDED USE:

The products prepared by Wellington Laboratories Inc. are for laboratory use only. They are designed to be used as reference standards for the identification and/or quantification of specific chemical compound(s).

HAZARDS:

This product should only be used by qualified personnel familiar with its potential hazards and trained in the handling of hazardous chemicals. Due care should be exercised to prevent unnecessary human contact or ingestion. All procedures should be carried out in a well-functioning fume hood and suitable gloves, eye protection and clothing should be worn at all times. Waste should be disposed of according to national and regional regulations. Material Safety Data Sheets (MSDSs) are available upon request.

SYNTHESIS / CHARACTERIZATION:

Where possible, all of our products are synthesized using single-product, unambiguous routes. They are then characterized, and their structures and purities confirmed, using a combination of the most relevant techniques, such as NMR, GC/MS, LC/MS/MS, x-ray crystallography and melting point. Isotopic purities of mass-labelled compounds are also confirmed using HRGC/HRMS and/or LC/MS/MS.

HOMOGENEITY:

Prior to solution preparation, crystalline material is tested for homogeneity using a variety of techniques (as stated above) and its solubility in a given diluent is taken into consideration. Duplicate solutions of a new product are prepared from the same crystalline lot and, after the addition of an appropriate internal standard, they are compared by GC/MS and/or LC/MS/MS. The relative response factors of the analyte of interest in each solution are required to be <5% RSD. New solution lots of existing products are compared to older lots in the same manner, which further confirms the homogeneity of the crystalline material as well as the stability and homogeneity of the solutions in the storage containers.

UNCERTAINTY:

The maximum combined relative standard uncertainty of our reference standard solutions is calculated using the following equation:

The combined relative standard uncertainty, $u_c(y)$, of a value y and the uncertainty of the independent parameters x_1, x_2,...x_n on which it depends is:

$$u_c(y(x_1, x_2, \ldots x_n)) = \sqrt{\sum_{i=1}^{n} u(y, x_i)^2}$$

where x is expressed as a relative standard uncertainty of the individual parameter.

The individual uncertainties taken into account include those associated with weights (calibration of the balance) and volumes (calibration of the volumetric glassware). An expanded maximum combined percent relative uncertainty of ±5% (calculated with a coverage factor of 2 and a level of confidence of 95%) is stated on the Certificate of Analysis for all our products.

TRACEABILITY:

All reference standard solutions are traceable to specific crystalline lots. The microbalances used for solution preparation are regularly tested by an external, ISO/IEC 17025:2005 accredited calibration company. In addition, their calibration is verified prior to each weighing using NIST and/or NRC traceable external weights. All volumetric glassware used is of Class A tolerance and has been tested according to the appropriate ASTM procedures, which are ultimately traceable to NIST. For certain products, traceability to international interlaboratory studies has also been established.

EXPIRY DATE / PERIOD OF VALIDITY:

Ongoing stability studies of this product have demonstrated stability in its composition and concentration for the period of time specified by the expiry date in the unopened ampoule. Monitoring for any degradation or change in concentration of the listed analyte(s) is performed on a routine basis.

LIMITED WARRANTY:

At the time of shipment, all products are warranted to be free of defects in material and workmanship and to conform to the stated technical and purity specifications.

QUALITY MANAGEMENT:

This product was produced using a Quality Management System registered to ISO 9001:2008 by SAI Global, ISO/IEC 17025:2005 by the Canadian Association for Laboratory Accreditation Inc. (CALA; A 1226), and ISO GUIDE 34:2009 by ACLASS (certificate number AR-1523).

CALA Testing Accreditation No. A1226

ACLASS ACCREDITED REFERENCE MATERIAL PRODUCER

For additional information or assistance concerning this or any other products from Wellington Laboratories Inc., please visit our website at www.well-labs.com or contact us directly at info@well-labs.com

Figure 1: **PFHpA; LC/MS Data (TIC and Mass Spectrum)**

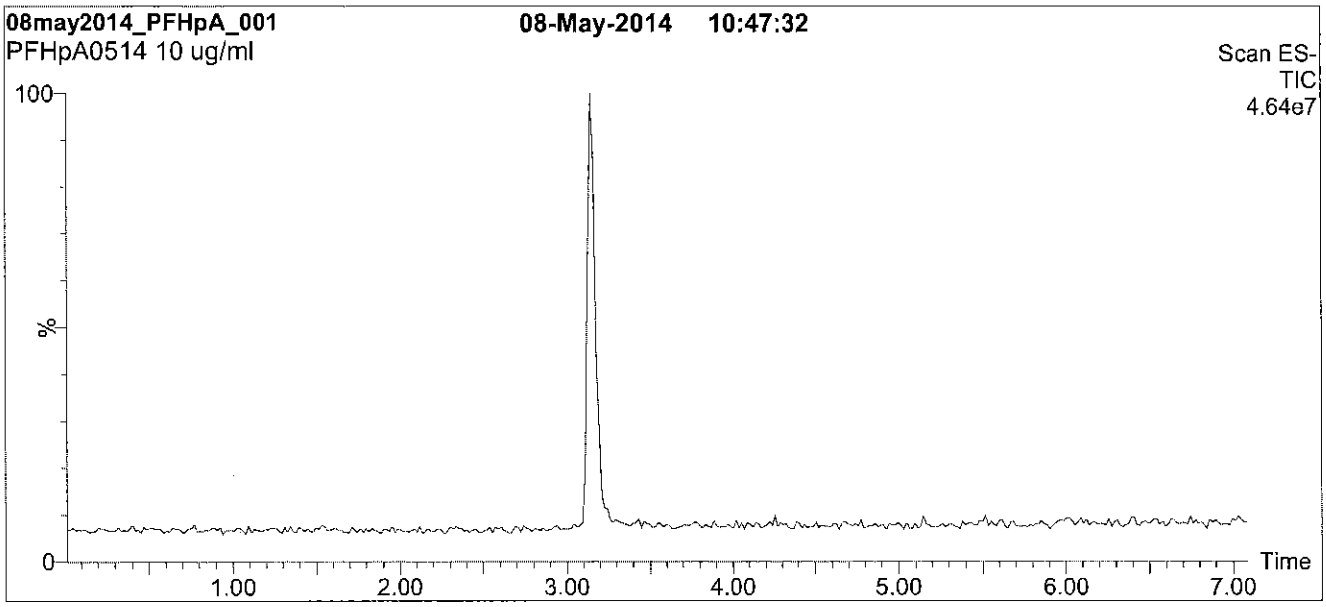

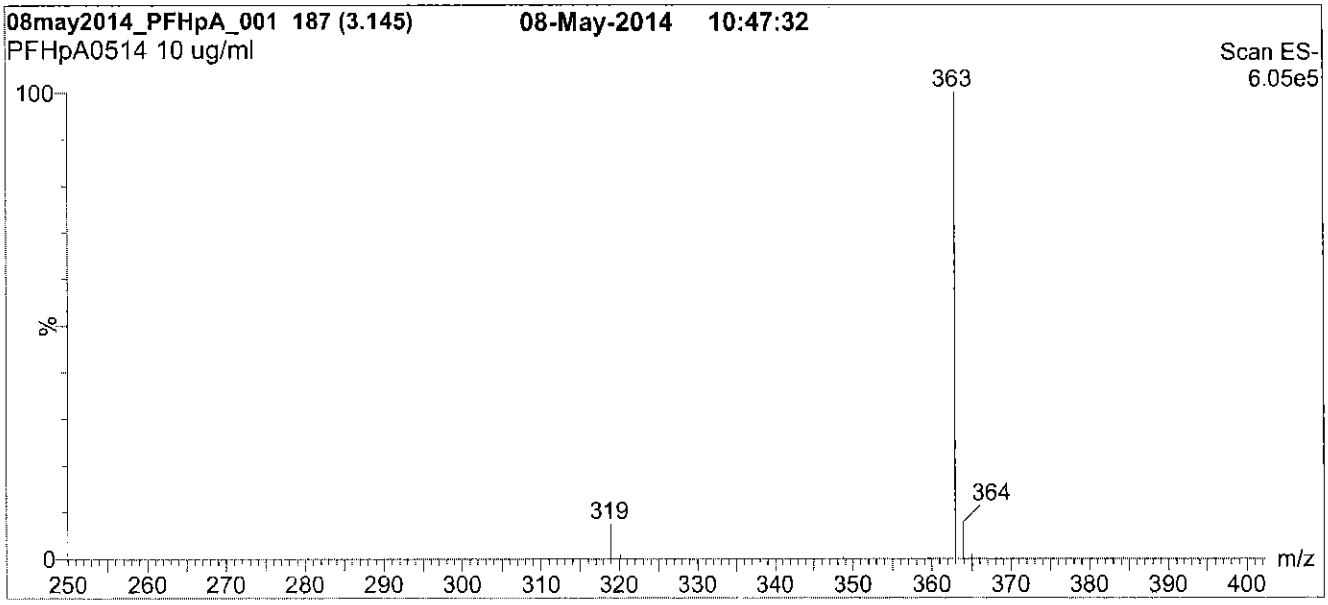

Conditions for Figure 1:

LC: **Waters Acquity Ultra Performance LC**
MS: **Micromass Quattro *micro* API MS**

Chromatographic Conditions

Column: Acquity UPLC BEH C_{18}
1.7 µm, 2.1 x 100 mm

Mobile phase: Gradient
Start: 50% (80:20 MeOH:ACN) / 50% H_2O
(both with 10 mM NH_4OAc buffer)
Ramp to 90% organic over 7 min and hold for
2 min before returning to initial conditions in 0.5 min.
Time: 10 min

Flow: 300 µl/min

MS Parameters

Experiment: Full Scan (250 - 950 amu)

Source: Electrospray (negative)
Capillary Voltage (kV) = 2.00
Cone Voltage (V) = 15.00
Cone Gas Flow (l/hr) = 50
Desolvation Gas Flow (l/hr) = 750

Figure 2: **PFHpA; LC/MS/MS Data (Selected MRM Transitions)**

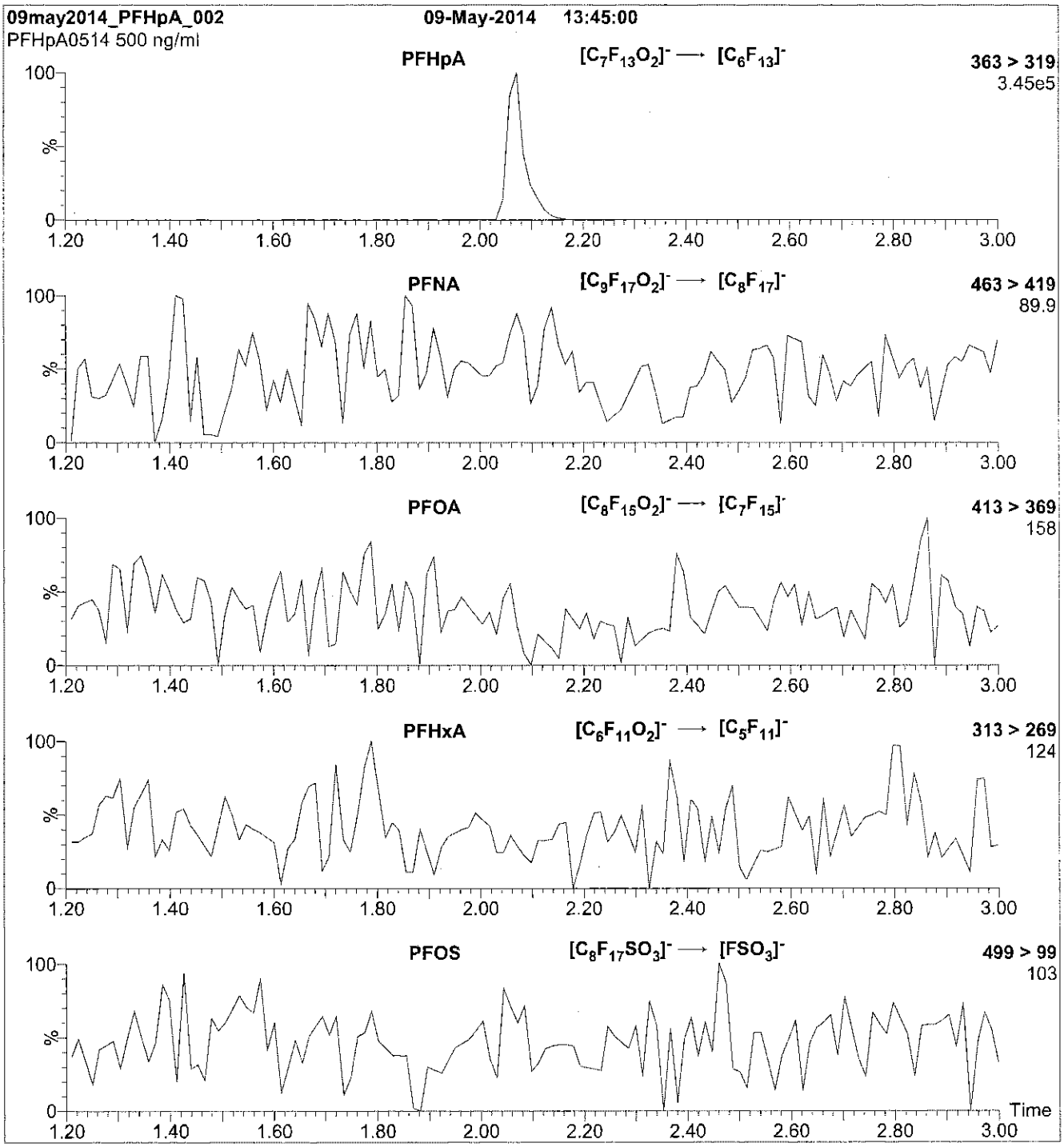

Conditions for Figure 2:

Injection: Direct loop injection
10 µl (500 ng/ml PFHpA)

Mobile phase: Isocratic 80% (80:20 MeOH:ACN) / 20% H_2O
(both with 10 mM NH_4OAc buffer)

Flow: 300 µl/min

MS Parameters

Collision Gas (mbar) = 3.24e-3
Collision Energy (eV) = 11

Reagent

LCPFHpS_00005

R: 4/15/15 SK

WELLINGTON LABORATORIES

CERTIFICATE OF ANALYSIS
DOCUMENTATION

PRODUCT CODE: L-PFHpS
COMPOUND: Sodium perfluoro-1-heptanesulfonate
LOT NUMBER: LPFHpS0114

STRUCTURE:
CAS #: Not available

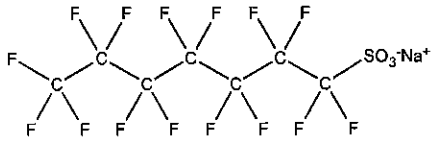

MOLECULAR FORMULA:	$C_7F_{15}SO_3Na$	**MOLECULAR WEIGHT:**	472.10
CONCENTRATION:	50.0 ± 2.5 µg/ml (Na salt) 47.6 ± 2.4 µg/ml (PFHpS anion)	**SOLVENT(S):**	Methanol
CHEMICAL PURITY:	>98%		
LAST TESTED: (mm/dd/yyyy)	01/28/2014		
EXPIRY DATE: (mm/dd/yyyy)	01/28/2019		
RECOMMENDED STORAGE:	Store ampoule in a cool, dark place		

DOCUMENTATION/ DATA ATTACHED:

Figure 1: LC/MS Data (TIC and Mass Spectrum)
Figure 2: LC/MS/MS Data (Selected MRM Transitions)

ADDITIONAL INFORMATION:

- See page 2 for further details.
- Contains ~ 0.1% of L-PFHxS ($C_6F_{13}SO_3Na$) and ~ 0.2% of L-PFOS ($C_8F_{17}SO_3Na$).

FOR LABORATORY USE ONLY: NOT FOR HUMAN OR DRUG USE

Certified By: B.G. Chittim **Date:** 03/27/2015 (mm/dd/yyyy)

Wellington Laboratories Inc., 345 Southgate Dr. Guelph ON N1G 3M5 CANADA
519-822-2436 • Fax: 519-822-2849 • info@well-labs.com

INTENDED USE:

The products prepared by Wellington Laboratories Inc. are for laboratory use only. This certified reference material (CRM) was designed to be used as a standard for the identification and/or quantification of the specific chemical compound it contains.

HAZARDS:

This product should only be used by qualified personnel familiar with its potential hazards and trained in the handling of hazardous chemicals. Due care should be exercised to prevent unnecessary human contact or ingestion. All procedures should be carried out in a well-functioning fume hood and suitable gloves, eye protection, and clothing should be worn at all times. Waste should be disposed of according to national and regional regulations. Safety Data Sheets (SDSs) are available upon request.

SYNTHESIS / CHARACTERIZATION:

Where possible, all of our products are synthesized using single-product unambiguous routes. They are then characterized, and their structures and purities confirmed, using a combination of the most relevant techniques, such as NMR, GC/MS, LC/MS/MS, SFC/UV/MS/MS, x-ray crystallography, and melting point. Isotopic purities of mass-labelled compounds are also confirmed using HRGC/HRMS and/or LC/MS/MS.

HOMOGENEITY:

Prior to solution preparation, crystalline material is tested for homogeneity using a variety of techniques (as stated above) and its solubility in a given diluent is taken into consideration. Duplicate solutions of a new product are prepared from the same crystalline lot and, after the addition of an appropriate internal standard, they are compared by GC/MS, LC/MS/MS and/or SFC/UV/MS/MS. The relative response factors of the analyte of interest in each solution are required to be <5% RSD. New solution lots of existing products are compared to older lots in the same manner, which further confirms the homogeneity of the crystalline material as well as the stability and homogeneity of the solutions in the storage containers.

UNCERTAINTY:

The maximum combined relative standard uncertainty of our reference standard solutions is calculated using the following equation:

The combined relative standard uncertainty, $u_c(y)$, of a value y and the uncertainty of the independent parameters $x_1, x_2, \ldots x_n$ on which it depends is:

$$u_c(y(x_1, x_2, \ldots x_n)) = \sqrt{\sum_{i=1}^{n} u(y, x_i)^2}$$

where x is expressed as a relative standard uncertainty of the individual parameter.

The individual uncertainties taken into account include those associated with weights (calibration of the balance) and volumes (calibration of the volumetric glassware). An expanded maximum combined percent relative uncertainty of ±5% (calculated with a coverage factor of 2 and a level of confidence of 95%) is stated on the Certificate of Analysis for all of our products.

TRACEABILITY:

All reference standard solutions are traceable to specific crystalline lots. The microbalances used for solution preparation are regularly tested by an external ISO/IEC 17025 accredited calibration company. In addition, their calibration is verified prior to each weighing using NIST and/or NRC traceable external weights. All volumetric glassware used is of Class A tolerance and has been tested according to the appropriate ASTM procedures, which are ultimately traceable to NIST. For certain products, traceability to international interlaboratory studies has also been established.

EXPIRY DATE / PERIOD OF VALIDITY:

Ongoing stability studies of this product have demonstrated stability in its composition and concentration, until the specified expiry date, in the unopened ampoule. Monitoring for any degradation or change in concentration of the listed analyte(s) is performed on a routine basis.

LIMITED WARRANTY:

At the time of shipment, all products are warranted to be free of defects in material and workmanship and to conform to the stated technical and purity specifications.

QUALITY MANAGEMENT:

This product was produced using a Quality Management System registered to the latest versions of ISO 9001 by SAI Global, ISO/IEC 17025 by the Canadian Association for Laboratory Accreditation Inc. (CALA; A 1226), and ISO GUIDE 34 by ANSI-ASQ National Accreditation Board (ANAB; AR-1523).

CALA Testing Accreditation No. A1226

ANAB ACCREDITED ISO 17025 REFERENCE MATERIAL PRODUCER

For additional information or assistance concerning this or any other products from Wellington Laboratories Inc., please visit our website at www.well-labs.com or contact us directly at info@well-labs.com

Figure 1: **L-PFHpS; LC/MS Data (TIC and Mass Spectrum)**

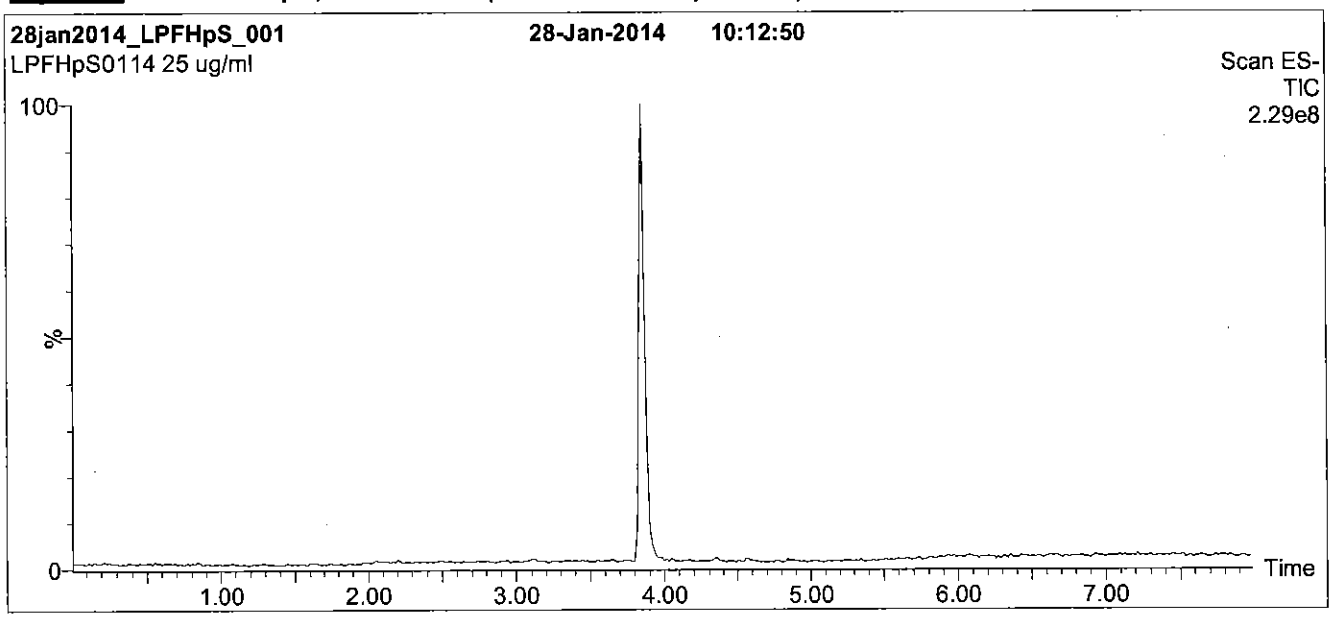

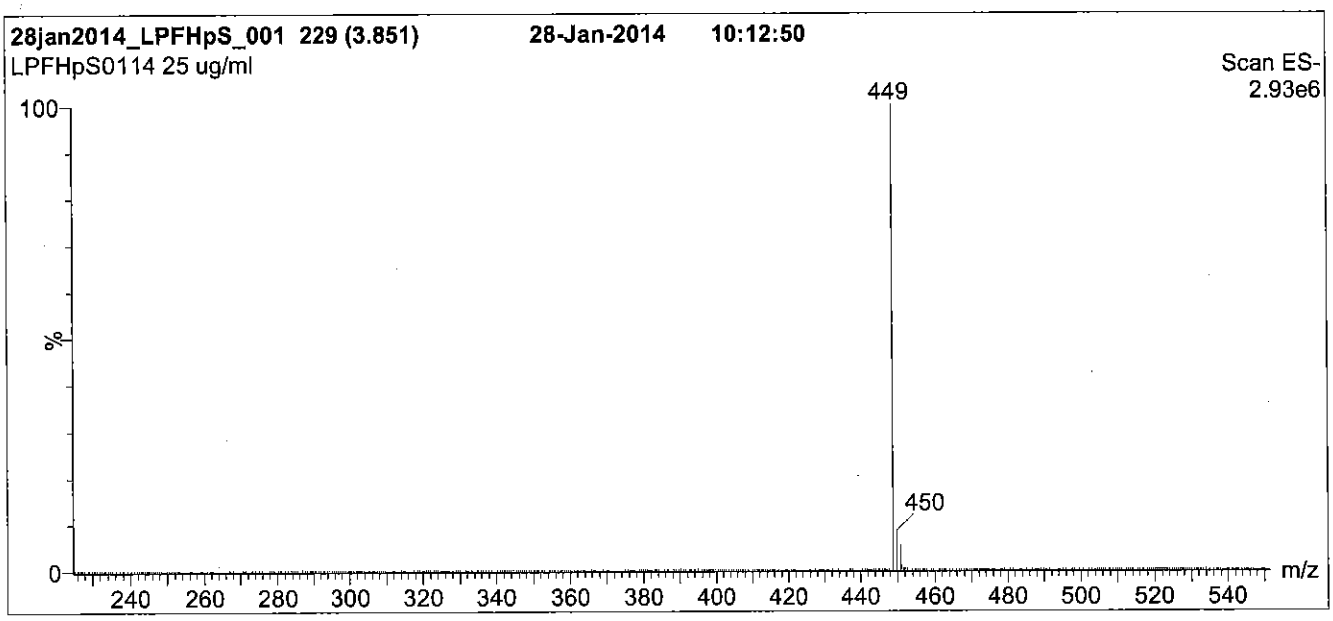

Conditions for Figure 1:

LC: **Waters Acquity Ultra Performance LC**
MS: **Micromass Quattro *micro* API MS**

Chromatographic Conditions

Column: Acquity UPLC BEH Shield RP_{18}
1.7 µm, 2.1 x 100 mm

Mobile phase: Gradient
Start: 50% (80:20 MeOH:ACN) / 50% H_2O
(both with 10 mM NH_4OAc buffer)
Ramp to 90% organic over 7 min and hold for
1.5 min before returning to initial conditions in 0.5 min.
Time: 10 min

Flow: 300 µl/min

MS Parameters

Experiment: Full Scan (225 - 850 amu)

Source: Electrospray (negative)
Capillary Voltage (kV) = 2.00
Cone Voltage (V) = 60.00
Cone Gas Flow (l/hr) = 60
Desolvation Gas Flow (l/hr) = 750

Figure 2: **L-PFHpS; LC/MS/MS Data (Selected MRM Transitions)**

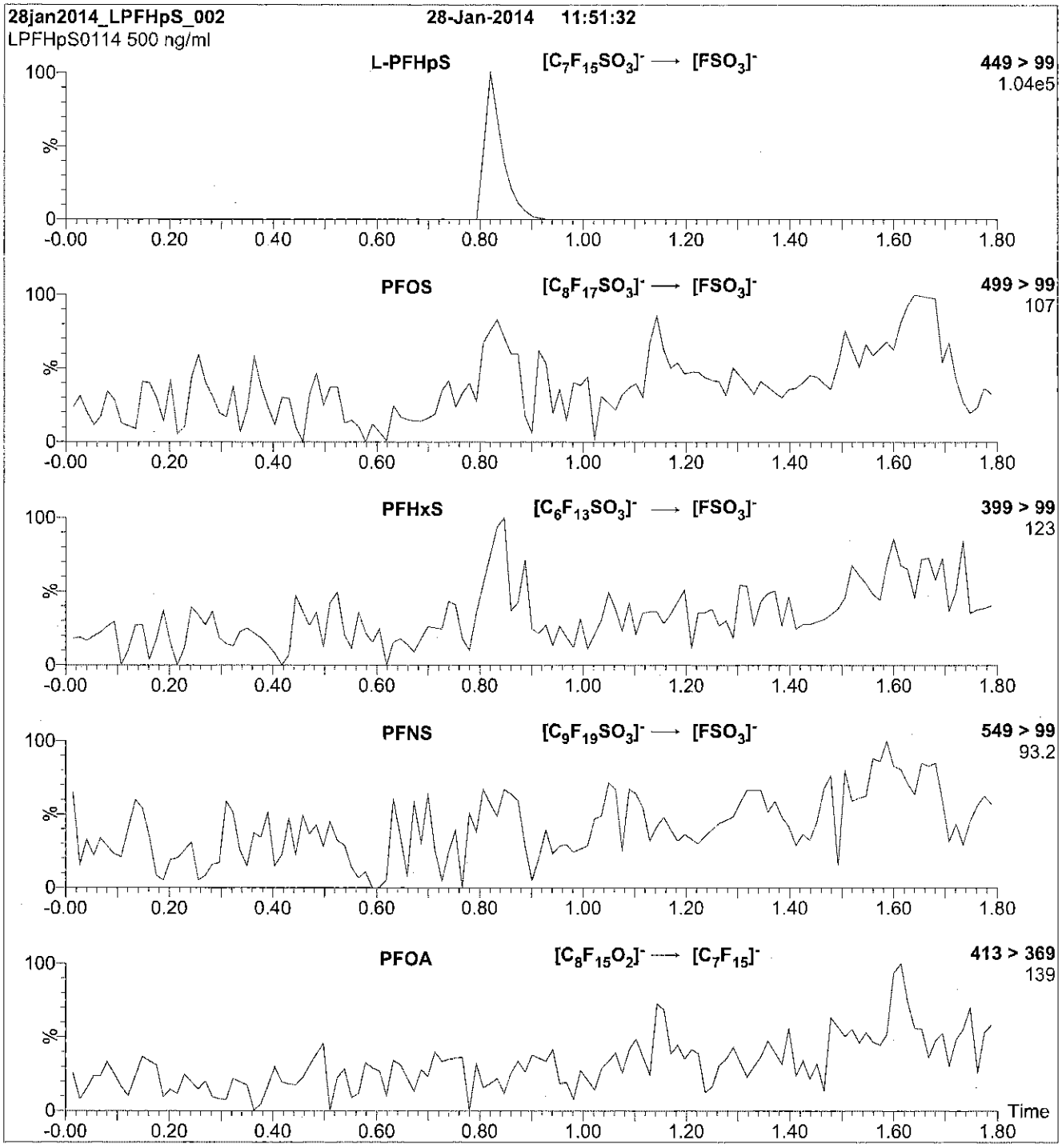

Conditions for Figure 2:

Injection: Direct loop injection
10 µl (500 ng/ml L-PFHpS)

Mobile phase: Isocratic 80% (80:20 MeOH:ACN) / 20% H_2O
(both with 10 mM NH_4OAc buffer)

Flow: 300 µl/min

MS Parameters

Collision Gas (mbar) = 3.66e-3
Collision Energy (eV) = 35

Reagent

LCPFHxA_00003

V: 2/11/15 SW

WELLINGTON LABORATORIES

CERTIFICATE OF ANALYSIS DOCUMENTATION

PRODUCT CODE: PFHxA
COMPOUND: Perfluoro-n-hexanoic acid
LOT NUMBER: PFHxA0514

STRUCTURE:
CAS #: 307-24-4

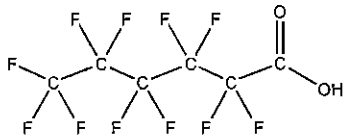

MOLECULAR FORMULA: $C_6HF_{11}O_2$
MOLECULAR WEIGHT: 314.05
CONCENTRATION: 50 ± 2.5 µg/ml
SOLVENT(S): Methanol
Water (<1%)

CHEMICAL PURITY: >98%
LAST TESTED: (mm/dd/yyyy) 05/09/2014
EXPIRY DATE: (mm/dd/yyyy) 05/09/2019
RECOMMENDED STORAGE: Store ampoule in a cool, dark place

DOCUMENTATION/ DATA ATTACHED:

Figure 1: LC/MS Data (TIC and Mass Spectrum)
Figure 2: LC/MS/MS Data (Selected MRM Transitions)

ADDITIONAL INFORMATION:

- See page 2 for further details.
- Contains 4 mole eq. of NaOH to prevent conversion of the carboxylic acid to the methyl ester.

FOR LABORATORY USE ONLY: NOT FOR HUMAN OR DRUG USE

Certified By: B.G. Chittim **Date:** 05/22/2014 (mm/dd/yyyy)

Wellington Laboratories Inc., 345 Southgate Dr. Guelph ON N1G 3M5 CANADA
519-822-2436 • Fax: 519-822-2849 • info@well-labs.com

INTENDED USE:

The products prepared by Wellington Laboratories Inc. are for laboratory use only. They are designed to be used as reference standards for the identification and/or quantification of specific chemical compound(s).

HAZARDS:

This product should only be used by qualified personnel familiar with its potential hazards and trained in the handling of hazardous chemicals. Due care should be exercised to prevent unnecessary human contact or ingestion. All procedures should be carried out in a well-functioning fume hood and suitable gloves, eye protection and clothing should be worn at all times. Waste should be disposed of according to national and regional regulations. Material Safety Data Sheets (MSDSs) are available upon request.

SYNTHESIS / CHARACTERIZATION:

Where possible, all of our products are synthesized using single-product, unambiguous routes. They are then characterized, and their structures and purities confirmed, using a combination of the most relevant techniques, such as NMR, GC/MS, LC/MS/MS, x-ray crystallography and melting point. Isotopic purities of mass-labelled compounds are also confirmed using HRGC/HRMS and/or LC/MS/MS.

HOMOGENEITY:

Prior to solution preparation, crystalline material is tested for homogeneity using a variety of techniques (as stated above) and its solubility in a given diluent is taken into consideration. Duplicate solutions of a new product are prepared from the same crystalline lot and, after the addition of an appropriate internal standard, they are compared by GC/MS and/or LC/MS/MS. The relative response factors of the analyte of interest in each solution are required to be <5% RSD. New solution lots of existing products are compared to older lots in the same manner, which further confirms the homogeneity of the crystalline material as well as the stability and homogeneity of the solutions in the storage containers.

UNCERTAINTY:

The maximum combined relative standard uncertainty of our reference standard solutions is calculated using the following equation:

The combined relative standard uncertainty, $u_c(y)$, of a value y and the uncertainty of the independent parameters x_1, x_2,...x_n on which it depends is:

$$u_c(y(x_1, x_2, \ldots x_n)) = \sqrt{\sum_{i=1}^{n} u(y, x_i)^2}$$

where x is expressed as a relative standard uncertainty of the individual parameter.

The individual uncertainties taken into account include those associated with weights (calibration of the balance) and volumes (calibration of the volumetric glassware). An expanded maximum combined percent relative uncertainty of ±5% (calculated with a coverage factor of 2 and a level of confidence of 95%) is stated on the Certificate of Analysis for all our products.

TRACEABILITY:

All reference standard solutions are traceable to specific crystalline lots. The microbalances used for solution preparation are regularly tested by an external, ISO/IEC 17025:2005 accredited calibration company. In addition, their calibration is verified prior to each weighing using NIST and/or NRC traceable external weights. All volumetric glassware used is of Class A tolerance and has been tested according to the appropriate ASTM procedures, which are ultimately traceable to NIST. For certain products, traceability to international interlaboratory studies has also been established.

EXPIRY DATE / PERIOD OF VALIDITY:

Ongoing stability studies of this product have demonstrated stability in its composition and concentration for the period of time specified by the expiry date in the unopened ampoule. Monitoring for any degradation or change in concentration of the listed analyte(s) is performed on a routine basis.

LIMITED WARRANTY:

At the time of shipment, all products are warranted to be free of defects in material and workmanship and to conform to the stated technical and purity specifications.

QUALITY MANAGEMENT:

This product was produced using a Quality Management System registered to ISO 9001:2008 by SAI Global, ISO/IEC 17025:2005 by the Canadian Association for Laboratory Accreditation Inc. (CALA; A 1226), and ISO GUIDE 34:2009 by ACLASS (certificate number AR-1523).

CALA Testing Accreditation No. A1226

ACLASS ACCREDITED REFERENCE MATERIAL PRODUCER

For additional information or assistance concerning this or any other products from Wellington Laboratories Inc., please visit our website at www.well-labs.com or contact us directly at info@well-labs.com

Figure 1: **PFHxA; LC/MS Data (TIC and Mass Spectrum)**

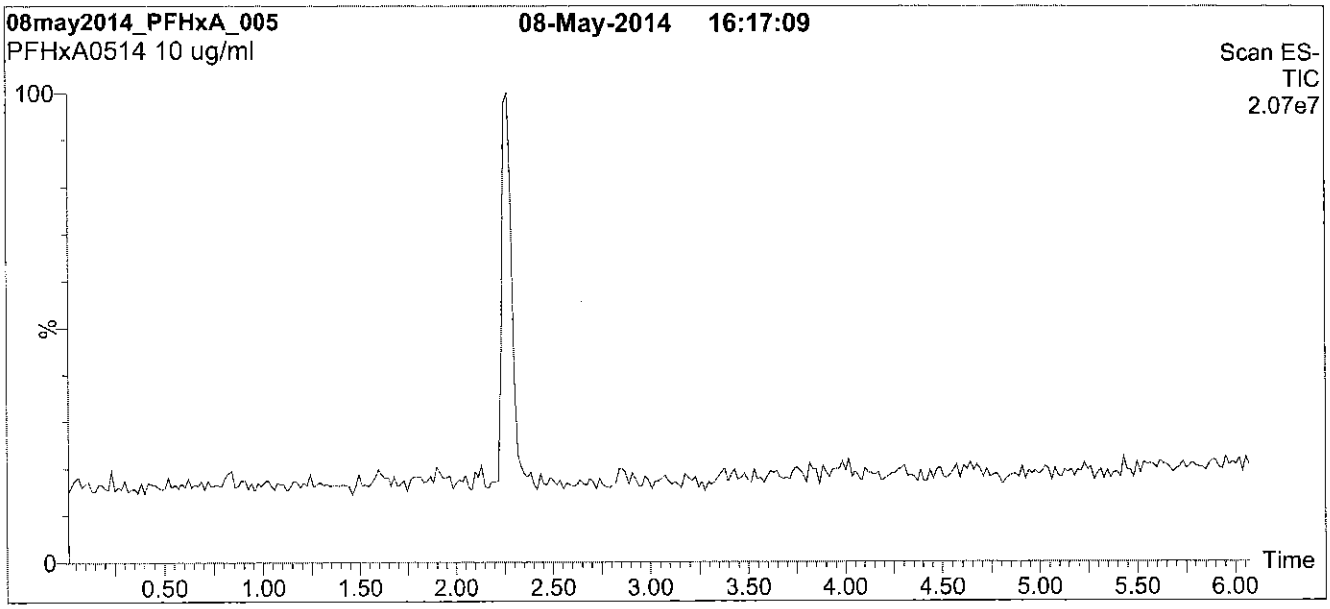

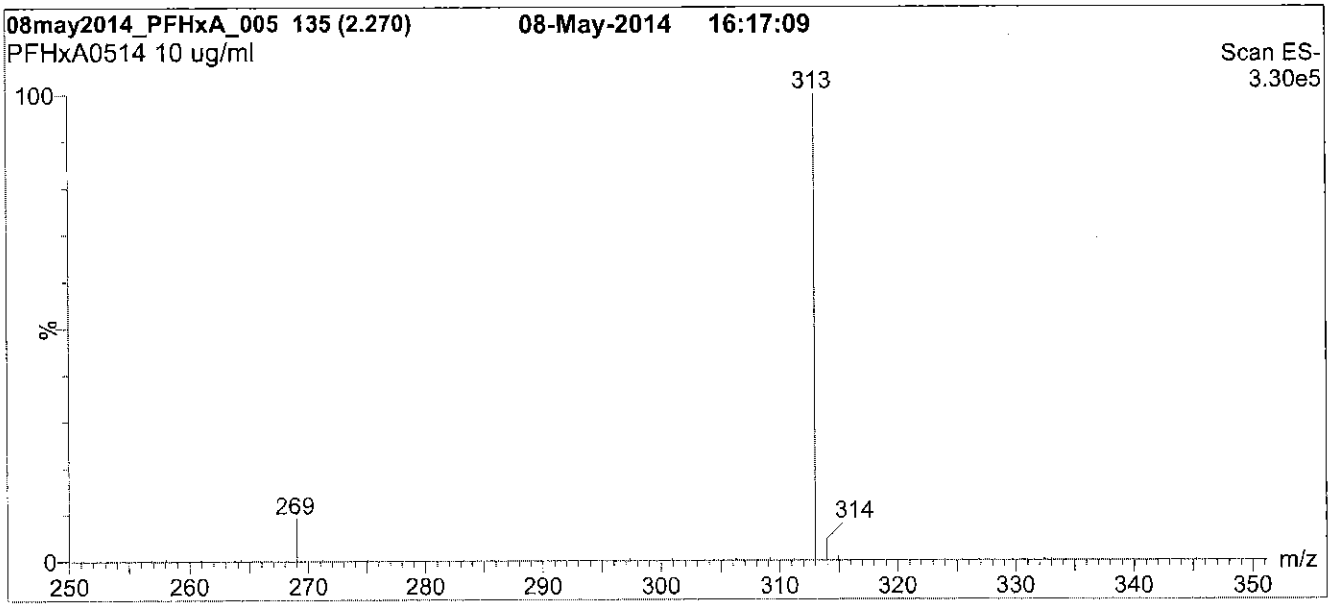

Conditions for Figure 1:

LC: **Waters Acquity Ultra Performance LC**
MS: **Micromass Quattro *micro* API MS**

Chromatographic Conditions

Column: Acquity UPLC BEH C_{18}
1.7 µm, 2.1 x 100 mm

Mobile phase: Gradient
Start: 50% (80:20 MeOH:ACN) / 50% H_2O
(both with 10 mM NH_4OAc buffer)
Ramp to 90% organic over 7 min and hold for 2 min
before returning to initial conditions in 0.5 min.
Time: 10 min

Flow: 300 µl/min

MS Parameters

Experiment: Full Scan (250 - 950 amu)

Source: Electrospray (negative)
Capillary Voltage (kV) = 2.00
Cone Voltage (V) = 15.00
Cone Gas Flow (l/hr) = 100
Desolvation Gas Flow (l/hr) = 750

Figure 2: **PFHxA; LC/MS/MS Data (Selected MRM Transitions)**

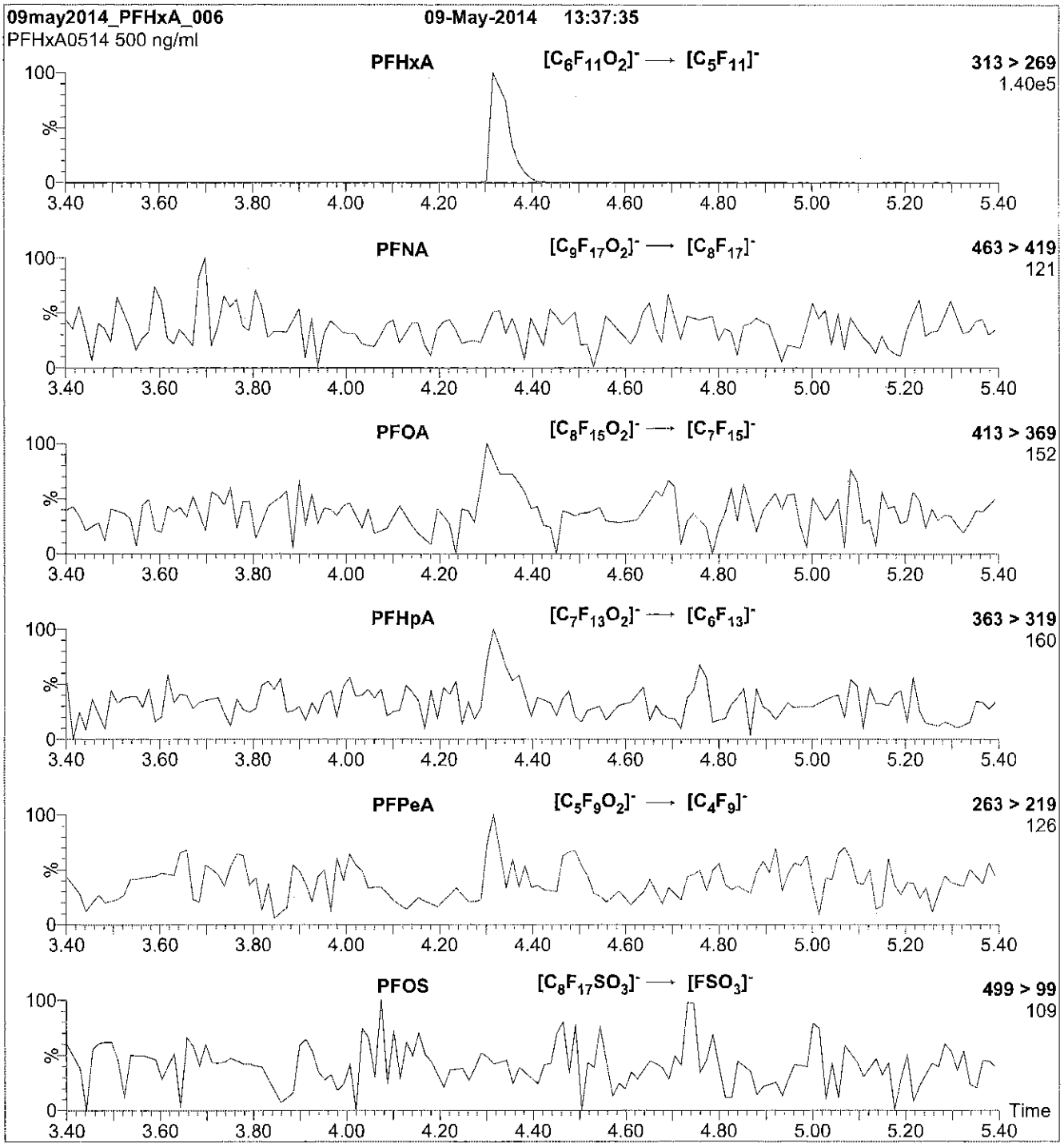

Conditions for Figure 2:

Injection: Direct loop injection
10 µl (500 ng/ml PFHxA)

Mobile phase: Isocratic 80% (80:20 MeOH:ACN) / 20% H_2O
(both with 10 mM NH_4OAc buffer)

Flow: 300 µl/min

MS Parameters

Collision Gas (mbar) = 3.24e-3
Collision Energy (eV) = 10

Reagent

LCPFHxS-br_00001

566007
ID: LCPFHxS-br_00001
Exp: 07/03/20 Prpd: CBW
Potassium Perfluorohexane

P: 12/9/15 SW

WELLINGTON LABORATORIES

CERTIFICATE OF ANALYSIS
DOCUMENTATION

br-PFHxSK

Potassium Perfluorohexanesulfonate
Solution/Mixture of Linear and
Branched Isomers

PRODUCT CODE:	br-PFHxSK
LOT NUMBER:	brPFHxSK0615
CONCENTRATION:	50.0 ± 2.5 µg/ml (total potassium salt)
	45.5 ± 2.3 µg/ml (total PFHxS anion)
SOLVENT(S):	Methanol
DATE PREPARED: (mm/dd/yyyy)	06/29/2015
LAST TESTED: (mm/dd/yyyy)	07/03/2015
EXPIRY DATE: (mm/dd/yyyy)	07/03/2020
RECOMMENDED STORAGE:	Store ampoule in a cool, dark place

DESCRIPTION:

The chemical purity has been determined to be ≥98% perfluorohexanesulfonate linear and branched isomers. The full name, structure and percent composition for each of the identified isomeric components are given in Table A.

DOCUMENTATION/ DATA ATTACHED:

Table A: Isomeric Components and Percent Composition by ^{19}F-NMR
Figure 1: LC/MS Data (TIC and Mass Spectrum)
Figure 2: LC/MS Data
Figure 3: LC/MS/MS Data (Selected MRM Transitions)

ADDITIONAL INFORMATION:

- See page 2 for further details.
- Contains ~ 0.5% of perfluoro-1-pentanesulfonate and ~ 0.2% of perfluoro-1-octanesulfonate.
- CAS#: 3871-99-6 (for linear isomer; potassium salt).

FOR LABORATORY USE ONLY: NOT FOR HUMAN OR DRUG USE

Wellington Laboratories Inc., 345 Southgate Dr. Guelph ON N1G 3M5 CANADA
519-822-2436 • Fax: 519-822-2849 • info@well-labs.com

INTENDED USE:

The products prepared by Wellington Laboratories Inc. are for laboratory use only. This certified reference material (CRM) was designed to be used as a standard for the identification and/or quantification of the specific chemical compounds it contains.

HAZARDS:

This product should only be used by qualified personnel familiar with its potential hazards and trained in the handling of hazardous chemicals. Due care should be exercised to prevent unnecessary human contact or ingestion. All procedures should be carried out in a well-functioning fume hood and suitable gloves, eye protection, and clothing should be worn at all times. Waste should be disposed of according to national and regional regulations. Safety Data Sheets (SDSs) are available upon request.

SYNTHESIS / CHARACTERIZATION:

Where possible, all of our products are synthesized using single-product unambiguous routes. They are then characterized, and their structures and purities confirmed, using a combination of the most relevant techniques, such as NMR, GC/MS, LC/MS/MS, SFC/UV/MS/MS, x-ray crystallography, and melting point. Isotopic purities of mass-labelled compounds are also confirmed using HRGC/HRMS and/or LC/MS/MS.

HOMOGENEITY:

Prior to solution preparation, crystalline material is tested for homogeneity using a variety of techniques (as stated above) and its solubility in a given diluent is taken into consideration. Duplicate solutions of a new product are prepared from the same crystalline lot and, after the addition of an appropriate internal standard, they are compared by GC/MS, LC/MS/MS and/or SFC/UV/MS/MS. The relative response factors of the analyte of interest in each solution are required to be <5% RSD. New solution lots of existing products are compared to older lots in the same manner, which further confirms the homogeneity of the crystalline material as well as the stability and homogeneity of the solutions in the storage containers.

UNCERTAINTY:

The maximum combined relative standard uncertainty of our reference standard solutions is calculated using the following equation:

The combined relative standard uncertainty, $u_c(y)$, of a value y and the uncertainty of the independent parameters $x_1, x_2,...x_n$ on which it depends is:

$$u_c(y(x_1, x_2, ...x_n)) = \sqrt{\sum_{i=1}^{n} u(y, x_i)^2}$$

where x is expressed as a relative standard uncertainty of the individual parameter.

The individual uncertainties taken into account include those associated with weights (calibration of the balance) and volumes (calibration of the volumetric glassware). An expanded maximum combined percent relative uncertainty of ±5% (calculated with a coverage factor of 2 and a level of confidence of 95%) is stated on the Certificate of Analysis for all of our products.

TRACEABILITY:

All reference standard solutions are traceable to specific crystalline lots. The microbalances used for solution preparation are regularly tested by an external ISO/IEC 17025 accredited calibration company. In addition, their calibration is verified prior to each weighing using NIST and/or NRC traceable external weights. All volumetric glassware used is of Class A tolerance and has been tested according to the appropriate ASTM procedures, which are ultimately traceable to NIST. For certain products, traceability to international interlaboratory studies has also been established.

EXPIRY DATE / PERIOD OF VALIDITY:

Ongoing stability studies of this product have demonstrated stability in its composition and concentration, until the specified expiry date, in the unopened ampoule. Monitoring for any degradation or change in concentration of the listed analyte(s) is performed on a routine basis.

LIMITED WARRANTY:

At the time of shipment, all products are warranted to be free of defects in material and workmanship and to conform to the stated technical and purity specifications.

QUALITY MANAGEMENT:

This product was produced using a Quality Management System registered to the latest versions of ISO 9001 by SAI Global, ISO/IEC 17025 by the Canadian Association for Laboratory Accreditation Inc. (CALA; A 1226), and ISO GUIDE 34 by ANSI-ASQ National Accreditation Board (ANAB; AR-1523).

CALA Testing Accreditation No. A 1226

ANAB ACCREDITED ISO GUIDE 34 REFERENCE MATERIAL PRODUCER

For additional information or assistance concerning this or any other products from Wellington Laboratories Inc., please visit our website at www.well-labs.com or contact us directly at info@well-labs.com

Table A: **br-PFHxSK; Isomeric Components and Percent Composition (by ^{19}F-NMR)***

Isomer	Name	Structure	Percent Composition by ^{19}F-NMR
1	Potassium perfluoro-1-hexanesulfonate	$CF_3CF_2CF_2CF_2CF_2CF_2SO_3^-K^+$	81.1
2	Potassium 1-trifluoromethylperfluoropentanesulfonate**	$CF_3CF_2CF_2CF_2CF(CF_3)CF_2SO_3^-K^+$	2.9
3	Potassium 2-trifluoromethylperfluoropentanesulfonate	$CF_3CF_2CF_2CF(CF_3)CF_2CF_2SO_3^-K^+$	1.4
4	Potassium 3-trifluoromethylperfluoropentanesulfonate	$CF_3CF_2CF(CF_3)CF_2CF_2CF_2SO_3^-K^+$	5.0
5	Potassium 4-trifluoromethylperfluoropentanesulfonate	$CF_3CF(CF_3)CF_2CF_2CF_2CF_2SO_3^-K^+$	8.9
6	Potassium 3,3-di(trifluoromethyl)perfluorobutanesulfonate	$CF_3C(CF_3)CF_2CF_2SO_3^-K^+$	0.2
7	Other Unidentified Isomers		0.5

* Percent of total perfluorohexanesulfonate isomers only.
** Systematic Name: Potassium perfluorohexane-2-sulfonate.

Certified By: _____ **Date:** 07/15/2015
B.G. Chittim (mm/dd/yyyy)

Figure 1: **br-PFHxSK; LC/MS Data (TIC and Mass Spectrum)**

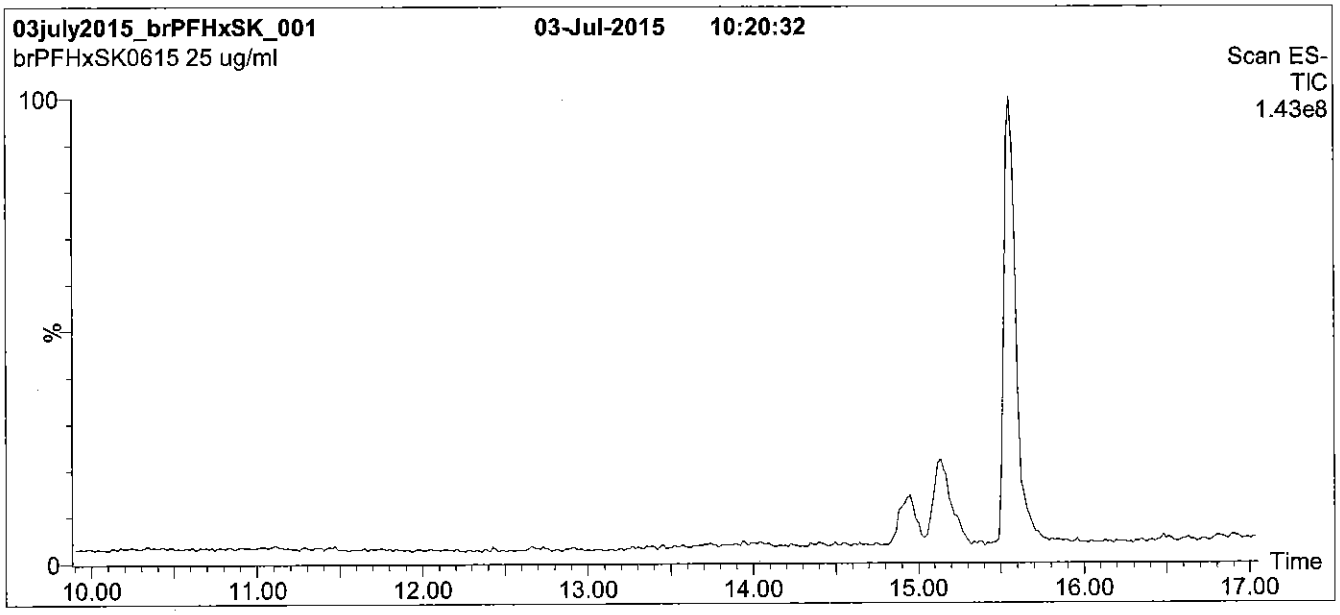

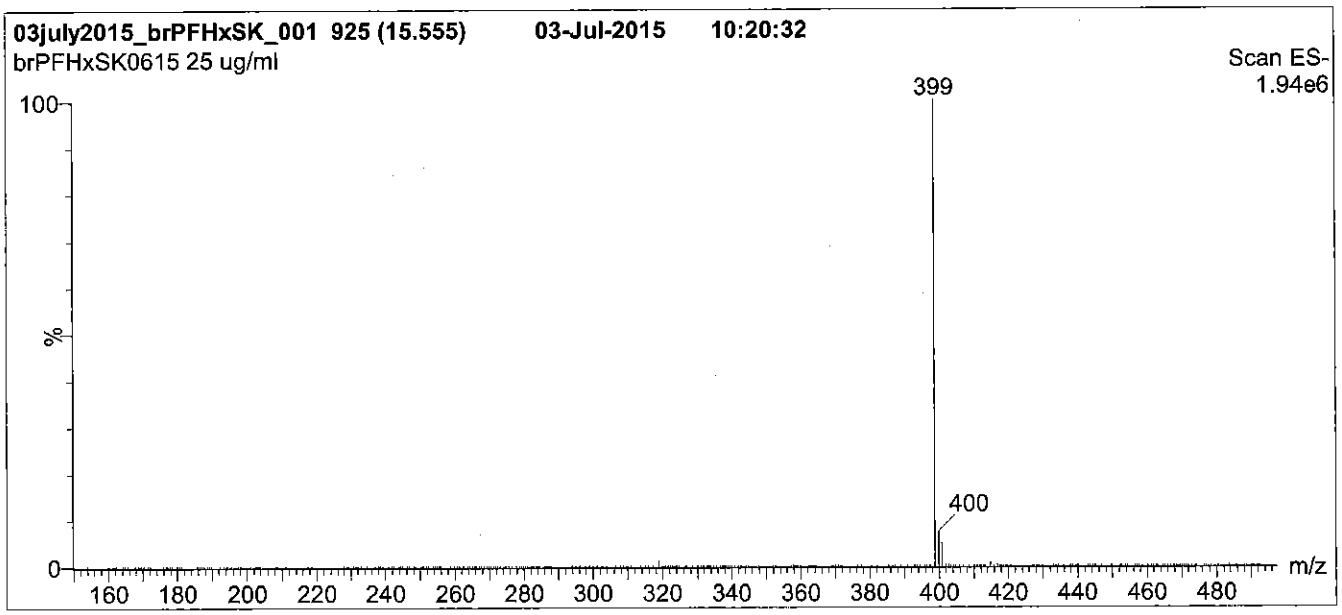

Conditions for Figure 1:

LC: **Waters Acquity Ultra Performance LC**
MS: **Micromass Quattro *micro* API MS**

Chromatographic Conditions

Column: Acquity UPLC BEH Shield RP_{18}
1.7 µm, 2.1 x 100 mm

Mobile phase: Gradient
Start: 20% (80:20 MeOH:ACN) / 80% H_2O
(both with 10 mM NH_4OAc buffer)
Ramp to 50% organic over 14 min. Ramp to 90% organic over 3 min and hold for 1.5 min before returning to initial conditions in 0.5 min.
Time: 20 min

Flow: 300 µl/min

MS Parameters

Experiment: Full Scan (150 - 850 amu)

Source: Electrospray (negative)
Capillary Voltage (kV) = 3.00
Cone Voltage (V) = 50.00
Cone Gas Flow (l/hr) = 60
Desolvation Gas Flow (l/hr) = 750

Figure 2: **br-PFHxSK; LC/MS Data**

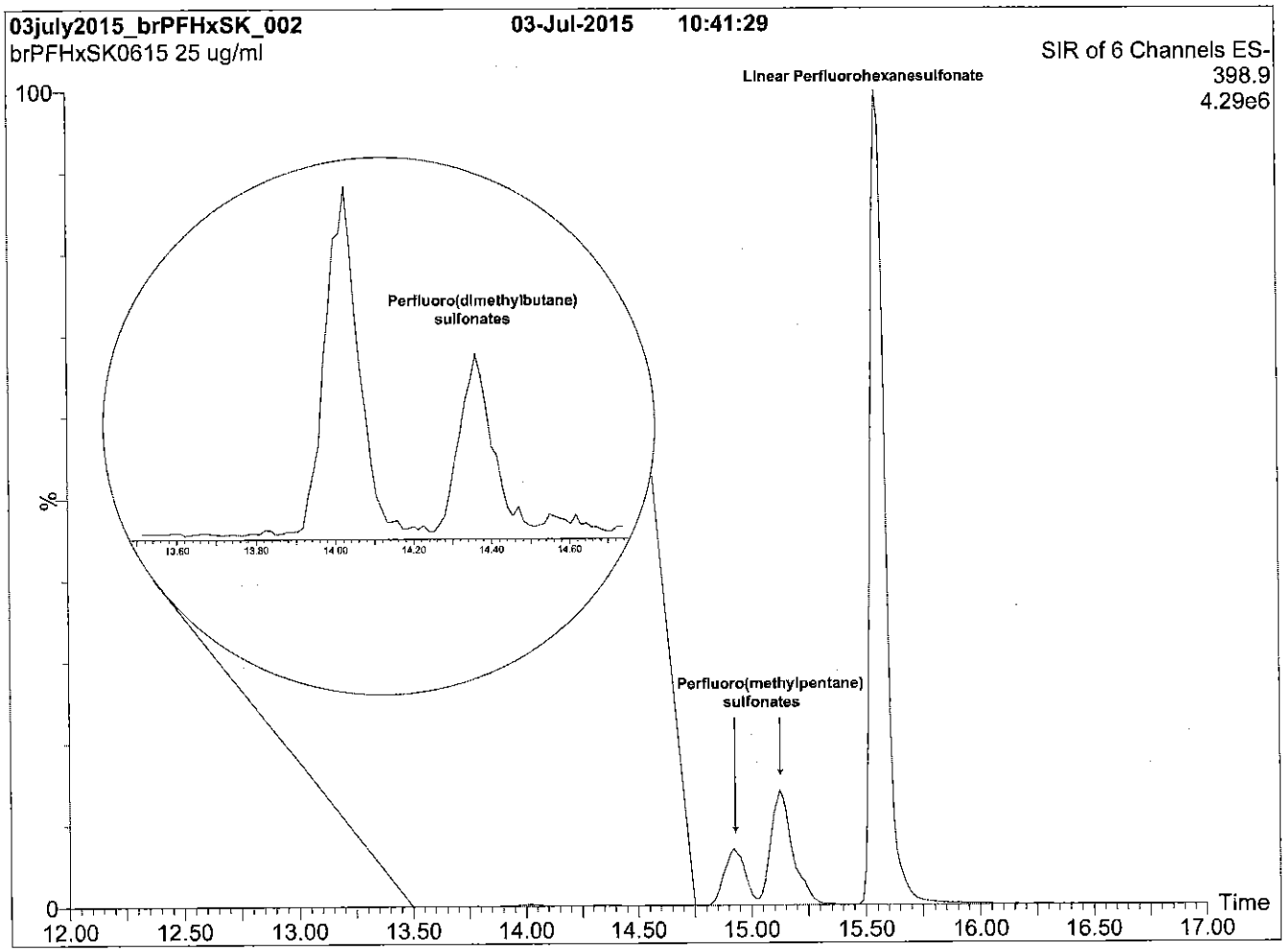

Conditions for Figure 2:

LC: **Waters Acquity Ultra Performance LC**
MS: **Micromass Quattro *micro* API MS**

Chromatographic Conditions

Column: Acquity UPLC BEH Shield RP_{18}
1.7 µm, 2.1 x 100 mm

Mobile phase: Gradient
Start: 20% (80:20 MeOH:ACN) / 80% H_2O
(both with 10 mM NH_4OAc buffer)
Ramp to 50% organic over 14 min. Ramp to
90% organic over 3 min and hold for 1.5 min
before returning to initial conditions in 0.5 min.
Time: 20 min

Flow: 300 µl/min

MS Parameters

Experiment: SIR (6 channels)

Source: Electrospray (negative)
Capillary Voltage (kV) = 3.00
Cone Voltage (V) = 50.00
Cone Gas Flow (l/hr) = 60
Desolvation Gas Flow (l/hr) = 750

Figure 3: **br-PFHxSK; LC/MS/MS Data (Selected MRM Transitions)**

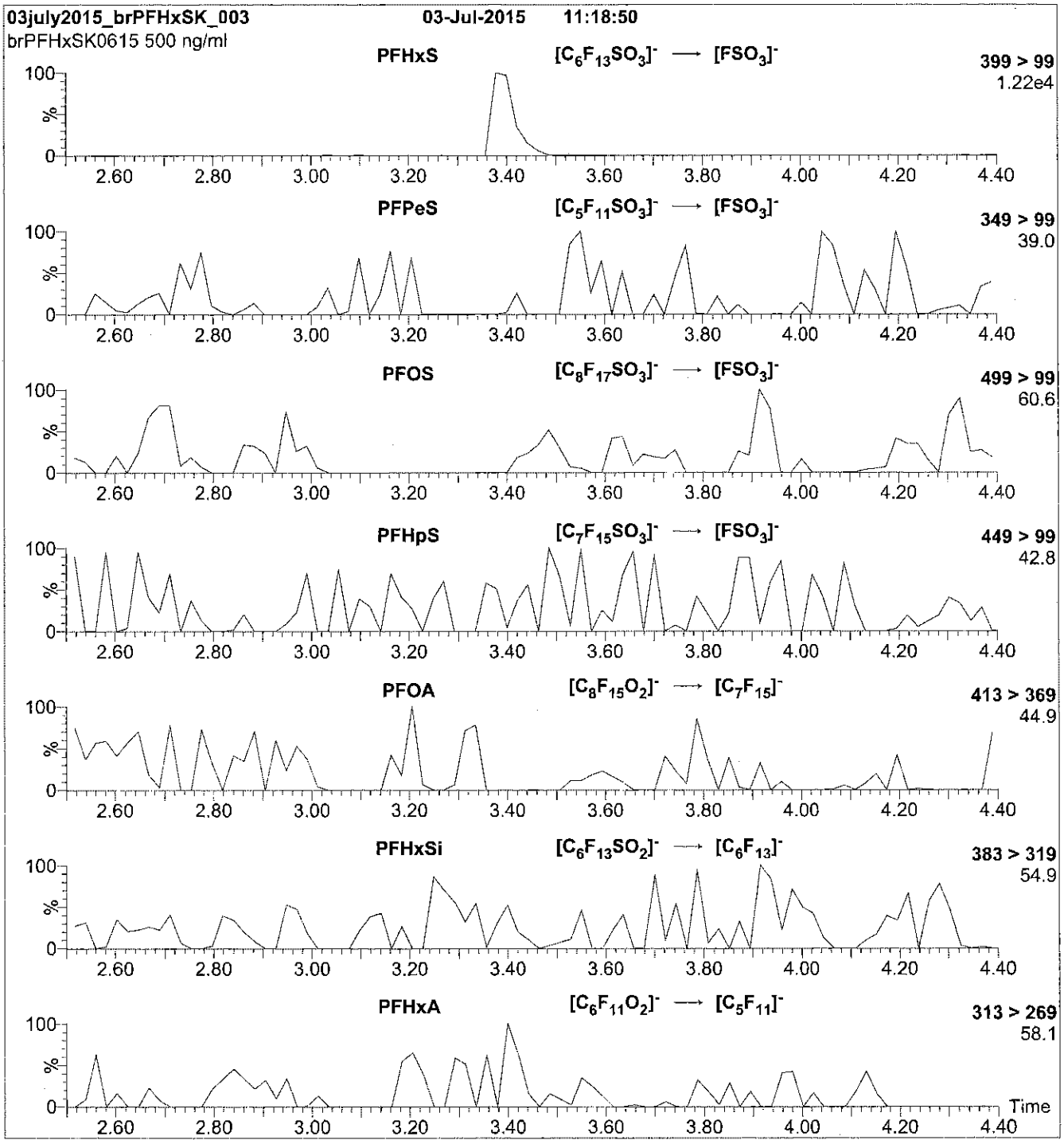

Conditions for Figure 3:

Injection: Direct loop injection
10 µl (500 ng/ml br-PFHxSK)

Mobile phase: Isocratic 80% (80:20 MeOH:ACN) / 20% H_2O
(both with 10 mM NH_4OAc buffer)

Flow: 300 µl/min

MS Parameters

Collision Gas (mbar) = 3.54e-3
Collision Energy (eV) = 30

Reagent

LCPFNA_00004

P: 3/27/15 SN
S:

WELLINGTON LABORATORIES

CERTIFICATE OF ANALYSIS
DOCUMENTATION

PRODUCT CODE: PFNA
COMPOUND: Perfluoro-n-nonanoic acid

LOT NUMBER: PFNA0514

STRUCTURE:

CAS #: 375-95-1

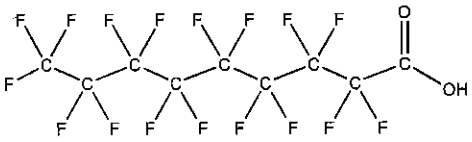

MOLECULAR FORMULA: $C_9HF_{17}O_2$
CONCENTRATION: 50 ± 2.5 µg/ml

MOLECULAR WEIGHT: 464.08
SOLVENT(S): Methanol
Water (<1%)

CHEMICAL PURITY: >98%
LAST TESTED: (mm/dd/yyyy) 05/09/2014
EXPIRY DATE: (mm/dd/yyyy) 05/09/2019
RECOMMENDED STORAGE: Store ampoule in a cool, dark place

DOCUMENTATION/ DATA ATTACHED:

Figure 1: LC/MS Data (TIC and Mass Spectrum)
Figure 2: LC/MS/MS Data (Selected MRM Transitions)

ADDITIONAL INFORMATION:

- See page 2 for further details.
- Contains 4 mole eq. of NaOH to prevent conversion of the carboxylic acid to the methyl ester.
- Contains ~ 0.1% of perfluoro-n-octanoic acid (PFOA) and < 0.1% of perfluoro-n-heptanoic acid (PFHpA).

FOR LABORATORY USE ONLY: NOT FOR HUMAN OR DRUG USE

Certified By: B.G. Chittim **Date:** 05/22/2014 (mm/dd/yyyy)

Wellington Laboratories Inc., 345 Southgate Dr. Guelph ON N1G 3M5 CANADA
519-822-2436 • Fax: 519-822-2849 • info@well-labs.com

INTENDED USE:

The products prepared by Wellington Laboratories Inc. are for laboratory use only. They are designed to be used as reference standards for the identification and/or quantification of specific chemical compound(s).

HAZARDS:

This product should only be used by qualified personnel familiar with its potential hazards and trained in the handling of hazardous chemicals. Due care should be exercised to prevent unnecessary human contact or ingestion. All procedures should be carried out in a well-functioning fume hood and suitable gloves, eye protection and clothing should be worn at all times. Waste should be disposed of according to national and regional regulations. Material Safety Data Sheets (MSDSs) are available upon request.

SYNTHESIS / CHARACTERIZATION:

Where possible, all of our products are synthesized using single-product, unambiguous routes. They are then characterized, and their structures and purities confirmed, using a combination of the most relevant techniques, such as NMR, GC/MS, LC/MS/MS, x-ray crystallography and melting point. Isotopic purities of mass-labelled compounds are also confirmed using HRGC/HRMS and/or LC/MS/MS.

HOMOGENEITY:

Prior to solution preparation, crystalline material is tested for homogeneity using a variety of techniques (as stated above) and its solubility in a given diluent is taken into consideration. Duplicate solutions of a new product are prepared from the same crystalline lot and, after the addition of an appropriate internal standard, they are compared by GC/MS and/or LC/MS/MS. The relative response factors of the analyte of interest in each solution are required to be <5% RSD. New solution lots of existing products are compared to older lots in the same manner, which further confirms the homogeneity of the crystalline material as well as the stability and homogeneity of the solutions in the storage containers.

UNCERTAINTY:

The maximum combined relative standard uncertainty of our reference standard solutions is calculated using the following equation:

The combined relative standard uncertainty, $u_c(y)$, of a value y and the uncertainty of the independent parameters $x_1, x_2, \ldots x_n$ on which it depends is:

$$u_c(y(x_1, x_2, \ldots x_n)) = \sqrt{\sum_{i=1}^{n} u(y, x_i)^2}$$

where x is expressed as a relative standard uncertainty of the individual parameter.

The individual uncertainties taken into account include those associated with weights (calibration of the balance) and volumes (calibration of the volumetric glassware). An expanded maximum combined percent relative uncertainty of ±5% (calculated with a coverage factor of 2 and a level of confidence of 95%) is stated on the Certificate of Analysis for all our products.

TRACEABILITY:

All reference standard solutions are traceable to specific crystalline lots. The microbalances used for solution preparation are regularly tested by an external, ISO/IEC 17025:2005 accredited calibration company. In addition, their calibration is verified prior to each weighing using NIST and/or NRC traceable external weights. All volumetric glassware used is of Class A tolerance and has been tested according to the appropriate ASTM procedures, which are ultimately traceable to NIST. For certain products, traceability to international interlaboratory studies has also been established.

EXPIRY DATE / PERIOD OF VALIDITY:

Ongoing stability studies of this product have demonstrated stability in its composition and concentration for the period of time specified by the expiry date in the unopened ampoule. Monitoring for any degradation or change in concentration of the listed analyte(s) is performed on a routine basis.

LIMITED WARRANTY:

At the time of shipment, all products are warranted to be free of defects in material and workmanship and to conform to the stated technical and purity specifications.

QUALITY MANAGEMENT:

This product was produced using a Quality Management System registered to ISO 9001:2008 by SAI Global, ISO/IEC 17025:2005 by the Canadian Association for Laboratory Accreditation Inc. (CALA; A 1226), and ISO GUIDE 34:2009 by ACLASS (certificate number AR-1523).

CALA Testing Accreditation No. A 1226

ACLASS ACCREDITED REFERENCE MATERIAL PRODUCER

For additional information or assistance concerning this or any other products from Wellington Laboratories Inc., please visit our website at www.well-labs.com or contact us directly at info@well-labs.com

Figure 1: **PFNA; LC/MS Data (TIC and Mass Spectrum)**

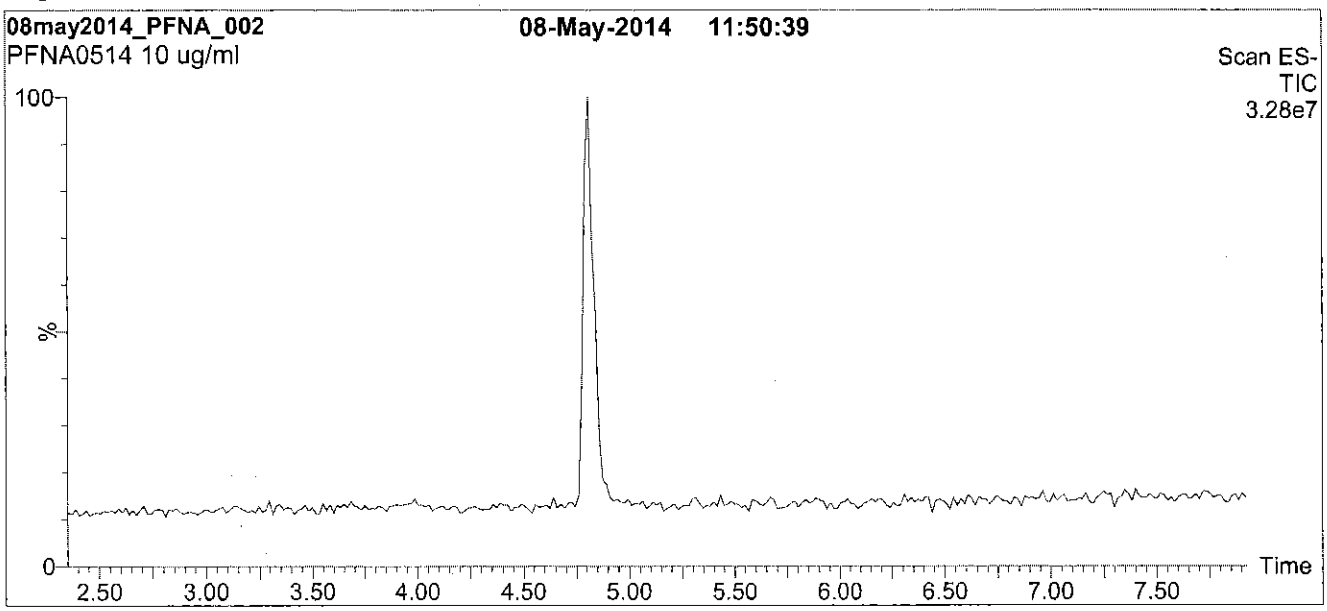

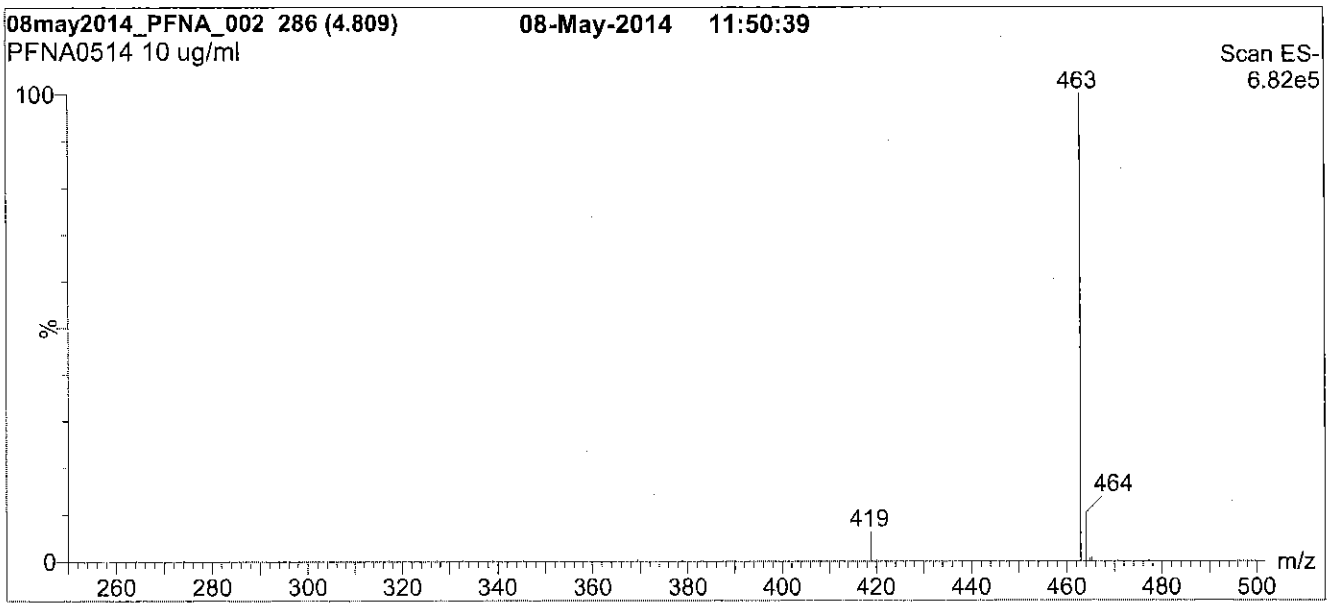

Conditions for Figure 1:

LC: **Waters Acquity Ultra Performance LC**
MS: **Micromass Quattro *micro* API MS**

Chromatographic Conditions

Column: Acquity UPLC BEH C_{18}
1.7 µm, 2.1 x 100 mm

Mobile phase: Gradient
Start: 50% (80:20 MeOH:ACN) / 50% H_2O
(both with 10 mM NH_4OAc buffer)
Ramp to 90% organic over 7 min and hold for 2 min
before returning to initial conditions in 0.5 min.
Time: 10 min

Flow: 300 µl/min

MS Parameters

Experiment: Full Scan (250 - 950 amu)

Source: Electrospray (negative)
Capillary Voltage (kV) = 2.00
Cone Voltage (V) = 15.00
Cone Gas Flow (l/hr) = 50
Desolvation Gas Flow (l/hr) = 750

Figure 2: **PFNA; LC/MS/MS Data (Selected MRM Transitions)**

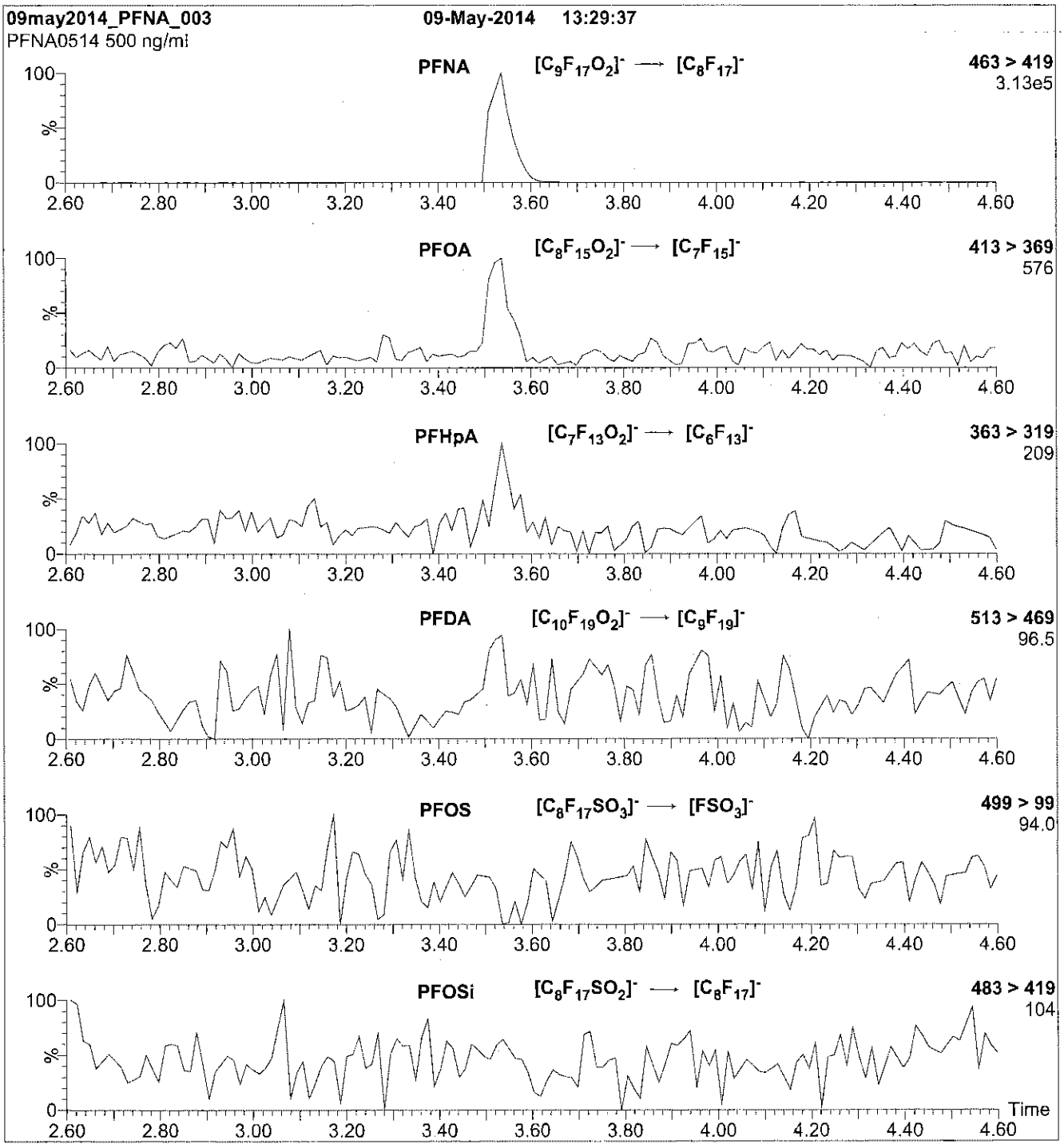

Conditions for Figure 2:

Injection: Direct loop injection
10 µl (500 ng/ml PFNA)

Mobile phase: Isocratic 80% (80:20 MeOH:ACN) / 20% H_2O
(both with 10 mM NH_4OAc buffer)

Flow: 300 µl/min

MS Parameters

Collision Gas (mbar) = 3.17e-3
Collision Energy (eV) = 11

Reagent

LCPFNS_00002

WELLINGTON LABORATORIES

CERTIFICATE OF ANALYSIS DOCUMENTATION

PRODUCT CODE: L-PFNS
LOT NUMBER: LPFNS0712
COMPOUND: Sodium perfluoro-1-nonanesulfonate
STRUCTURE:
CAS #: 98789-57-2

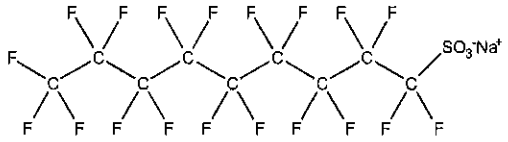

MOLECULAR FORMULA:	$C_9F_{19}SO_3Na$	**MOLECULAR WEIGHT:**	572.12
CONCENTRATION:	50.0 ± 2.5 µg/ml (Na salt) 48.0 ± 2.4 µg/ml (PFNS anion)	**SOLVENT(S):**	Methanol
CHEMICAL PURITY:	>98%		
LAST TESTED: (mm/dd/yyyy)	07/04/2012		
EXPIRY DATE: (mm/dd/yyyy)	07/04/2017		
RECOMMENDED STORAGE:	Store ampoule in a cool, dark place		

DOCUMENTATION/ DATA ATTACHED:

Figure 1: LC/MS Data (TIC and Mass Spectrum)
Figure 2: LC/MS/MS Data (Selected MRM Transitions)

ADDITIONAL INFORMATION:

- See page 2 for further details.

FOR LABORATORY USE ONLY: NOT FOR HUMAN OR DRUG USE

Certified By: B.G. Chittim **Date:** 01/15/2013 (mm/dd/yyyy)

Wellington Laboratories Inc., 345 Southgate Dr. Guelph ON N1G 3M5 CANADA
519-822-2436 • Fax: 519-822-2849 • info@well-labs.com

INTENDED USE:

The products prepared by Wellington Laboratories Inc. are for laboratory use only. They are designed to be used as reference standards for the identification and/or quantification of specific chemical compound(s).

HAZARDS:

This product should only be used by qualified personnel familiar with its potential hazards and trained in the handling of hazardous chemicals. Due care should be exercised to prevent unnecessary human contact or ingestion. All procedures should be carried out in a well-functioning fume hood and suitable gloves, eye protection and clothing should be worn at all times. Waste should be disposed of according to national and regional regulations. Material Safety Data Sheets (MSDSs) are available upon request.

SYNTHESIS / CHARACTERIZATION:

Where possible, all of our products are synthesized using single-product, unambiguous routes. They are then characterized, and their structures and purities confirmed, using a combination of the most relevant techniques, such as NMR, GC/MS, LC/MS/MS, x-ray crystallography and melting point. Isotopic purities of mass-labelled compounds are also confirmed using HRGC/HRMS and/or LC/MS/MS.

HOMOGENEITY:

Prior to solution preparation, crystalline material is tested for homogeneity using a variety of techniques (as stated above) and its solubility in a given diluent is taken into consideration. Duplicate solutions of a new product are prepared from the same crystalline lot and, after the addition of an appropriate internal standard, they are compared by GC/MS and/or LC/MS/MS. The relative response factors of the analyte of interest in each solution are required to be <5% RSD. New solution lots of existing products are compared to older lots in the same manner, which further confirms the homogeneity of the crystalline material as well as the stability and homogeneity of the solutions in the storage containers.

UNCERTAINTY:

The maximum combined relative standard uncertainty of our reference standard solutions is calculated using the following equation:

The combined relative standard uncertainty, $u_c(y)$, of a value y and the uncertainty of the independent parameters $x_1, x_2, \ldots x_n$ on which it depends is:

$$u_c(y(x_1, x_2, \ldots x_n)) = \sqrt{\sum_{i=1}^{n} u(y, x_i)^2}$$

where x is expressed as a relative standard uncertainty of the individual parameter.

The individual uncertainties taken into account include those associated with weights (calibration of the balance) and volumes (calibration of the volumetric glassware). An expanded maximum combined percent relative uncertainty of ±5% (calculated with a coverage factor of 2 and a level of confidence of 95%) is stated on the Certificate of Analysis for all our products.

TRACEABILITY:

All reference standard solutions are traceable to specific crystalline lots. The microbalances used for solution preparation are regularly tested by an external, ISO/IEC 17025:2005 accredited calibration company. In addition, their calibration is verified prior to each weighing using NIST and/or NRC traceable external weights. All volumetric glassware used is of Class A tolerance and has been tested according to the appropriate ASTM procedures, which are ultimately traceable to NIST. For certain products, traceability to international interlaboratory studies has also been established.

EXPIRY DATE / PERIOD OF VALIDITY:

Ongoing stability studies of this product have demonstrated stability in its composition and concentration for the period of time specified by the expiry date in the unopened ampoule. Monitoring for any degradation or change in concentration of the listed analyte(s) is performed on a routine basis.

LIMITED WARRANTY:

At the time of shipment, all products are warranted to be free of defects in material and workmanship and to conform to the stated technical and purity specifications.

QUALITY MANAGEMENT:

This product was produced using a Quality Management System registered to ISO 9001:2008 by SAI Global, ISO/IEC 17025:2005 by the Canadian Association for Laboratory Accreditation Inc. (CALA; A 1226), and ISO GUIDE 34:2009 by ACLASS (certificate number AR-1523).

CALA Testing Accreditation No. A1226

ACLASS ACCREDITED REFERENCE MATERIAL PRODUCER

For additional information or assistance concerning this or any other products from Wellington Laboratories Inc., please visit our website at www.well-labs.com or contact us directly at info@well-labs.com

Figure 1: **L-PFNS; LC/MS Data (TIC and Mass Spectrum)**

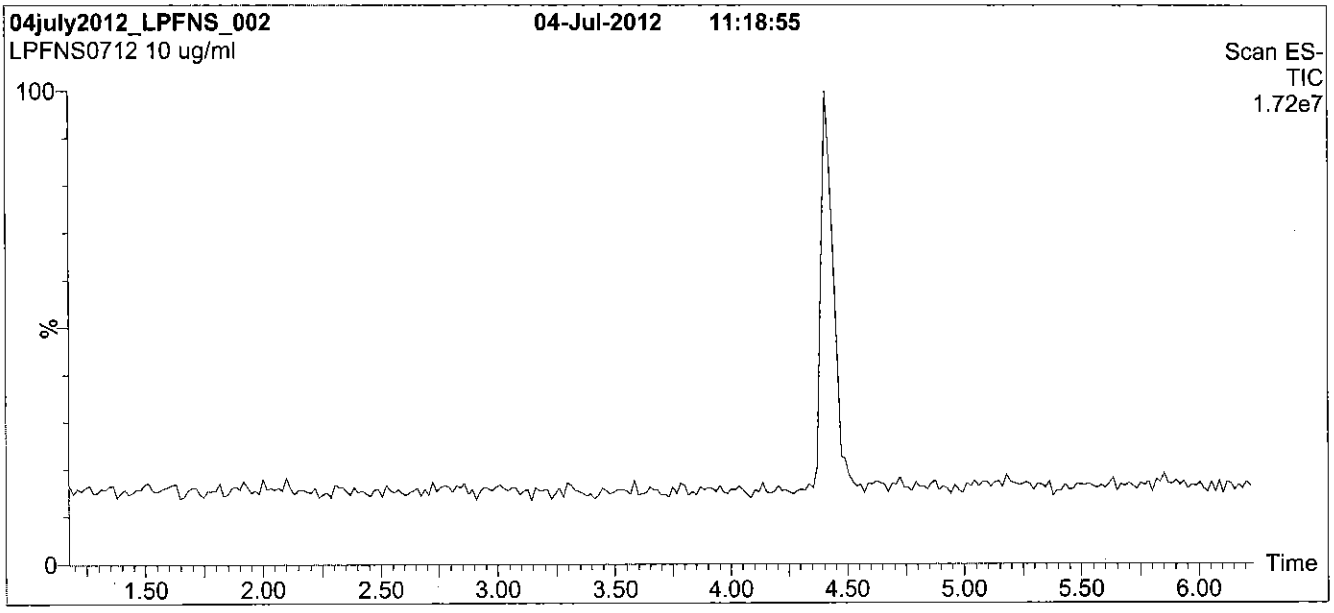

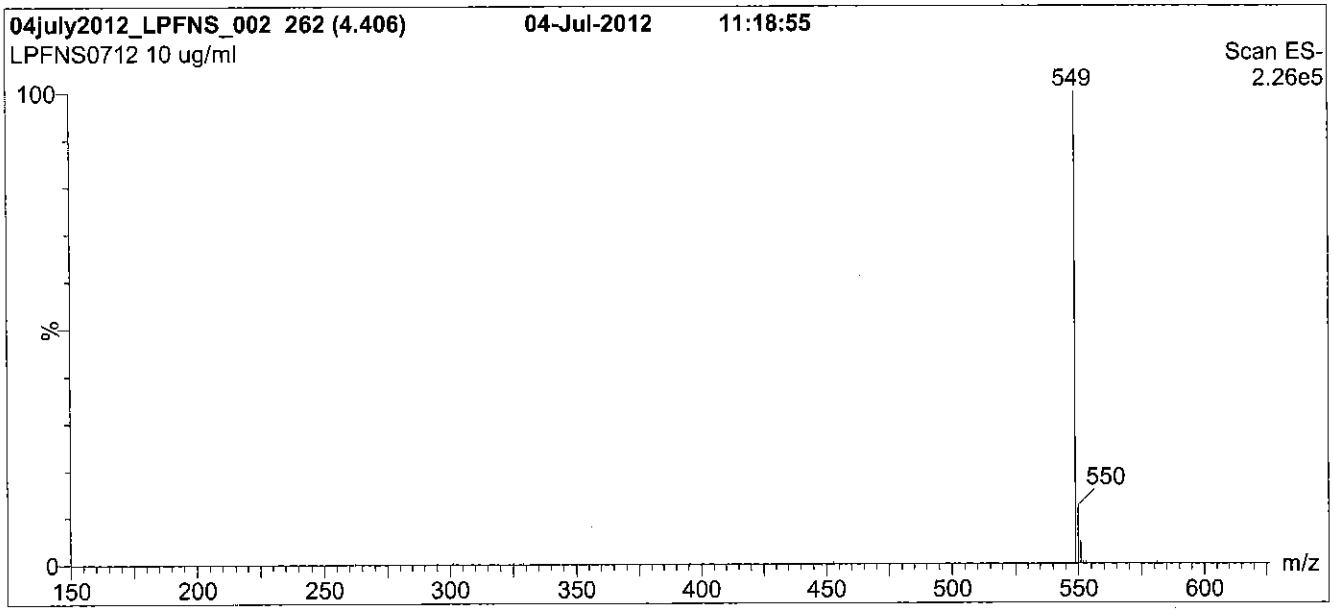

Conditions for Figure 1:

LC: **Waters Acquity Ultra Performance LC**
MS: **Micromass Quattro *micro* API MS**

Chromatographic Conditions

Column: Acquity UPLC BEH Shield RP_{18}
1.7 µm, 2.1 x 100 mm

Mobile phase: Gradient
Start: 55% (80:20 MeOH:ACN) / 45% H_2O
(both with 10 mM NH_4OAc buffer)
Ramp to 90% organic over 7 min and hold for 1.5 min
before returning to initial conditions in 0.5 min.
Time: 10 min

Flow: 300 µl/min

MS Parameters

Experiment: Full Scan (150 - 850 amu)

Source: Electrospray (negative)
Capillary Voltage (kV) = 2.00
Cone Voltage (V) = 65.00
Cone Gas Flow (l/hr) = 50
Desolvation Gas Flow (l/hr) = 750

Figure 2: **L-PFNS; LC/MS/MS Data (Selected MRM Transitions)**

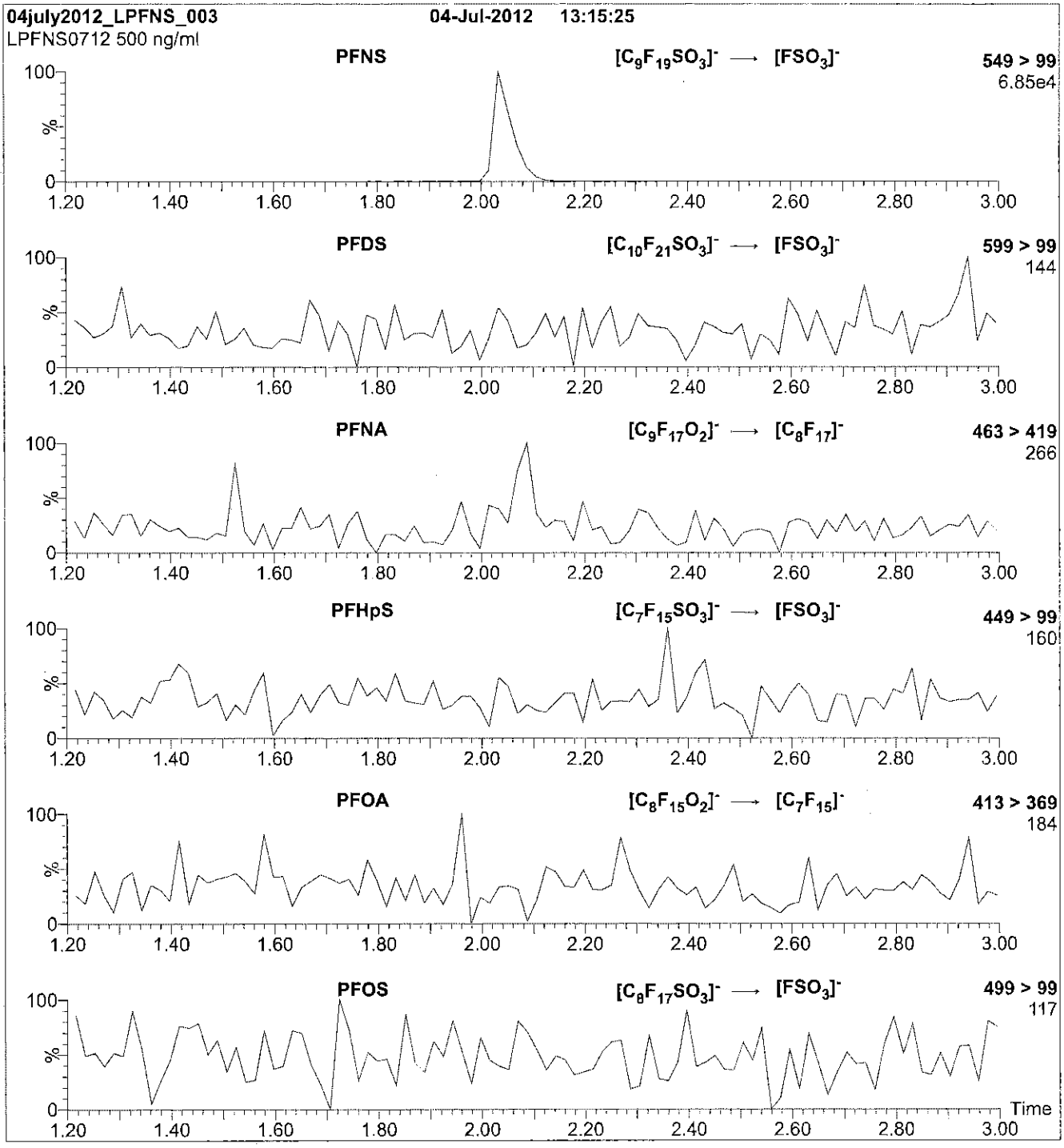

Conditions for Figure 2:

Injection: Direct loop injection
10 µl (500 ng/ml L-PFNS)

Mobile phase: Isocratic 80% (80:20 MeOH:ACN) / 20% H_2O
(both with 10 mM NH_4OAc buffer)

Flow: 300 µl/min

MS Parameters

Collision Gas (mbar) = 3.54e-3
Collision Energy (eV) = 45

Reagent

LCPFOA_00004

Rec 7/15/14

WELLINGTON LABORATORIES

CERTIFICATE OF ANALYSIS
DOCUMENTATION

PRODUCT CODE: PFOA
COMPOUND: Perfluoro-n-octanoic acid
LOT NUMBER: PFOA1013

STRUCTURE:
CAS #: 335-67-1

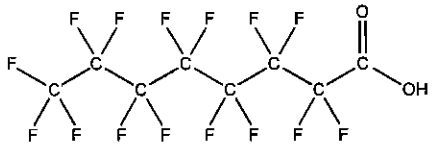

MOLECULAR FORMULA: $C_8HF_{15}O_2$
MOLECULAR WEIGHT: 414.07
CONCENTRATION: 50 ± 2.5 µg/ml
SOLVENT(S): Methanol
Water (<1%)

CHEMICAL PURITY: >98%
LAST TESTED: (mm/dd/yyyy) 10/11/2013
EXPIRY DATE: (mm/dd/yyyy) 10/11/2018
RECOMMENDED STORAGE: Store ampoule in a cool, dark place

DOCUMENTATION/ DATA ATTACHED:

Figure 1: LC/MS Data (TIC and Mass Spectrum)
Figure 2: LC/MS/MS Data (Selected MRM Transitions)

ADDITIONAL INFORMATION:

- See page 2 for further details.
- Contains 4 mole eq. of NaOH to prevent conversion of the carboxylic acid to the methyl ester.

FOR LABORATORY USE ONLY: NOT FOR HUMAN OR DRUG USE

Certified By: B.G. Chittim **Date:** 10/18/2013 (mm/dd/yyyy)

Wellington Laboratories Inc., 345 Southgate Dr. Guelph ON N1G 3M5 CANADA
519-822-2436 • Fax: 519-822-2849 • info@well-labs.com

INTENDED USE:

The products prepared by Wellington Laboratories Inc. are for laboratory use only. They are designed to be used as reference standards for the identification and/or quantification of specific chemical compound(s).

HAZARDS:

This product should only be used by qualified personnel familiar with its potential hazards and trained in the handling of hazardous chemicals. Due care should be exercised to prevent unnecessary human contact or ingestion. All procedures should be carried out in a well-functioning fume hood and suitable gloves, eye protection and clothing should be worn at all times. Waste should be disposed of according to national and regional regulations. Material Safety Data Sheets (MSDSs) are available upon request.

SYNTHESIS / CHARACTERIZATION:

Where possible, all of our products are synthesized using single-product, unambiguous routes. They are then characterized, and their structures and purities confirmed, using a combination of the most relevant techniques, such as NMR, GC/MS, LC/MS/MS, x-ray crystallography and melting point. Isotopic purities of mass-labelled compounds are also confirmed using HRGC/HRMS and/or LC/MS/MS.

HOMOGENEITY:

Prior to solution preparation, crystalline material is tested for homogeneity using a variety of techniques (as stated above) and its solubility in a given diluent is taken into consideration. Duplicate solutions of a new product are prepared from the same crystalline lot and, after the addition of an appropriate internal standard, they are compared by GC/MS and/or LC/MS/MS. The relative response factors of the analyte of interest in each solution are required to be <5% RSD. New solution lots of existing products are compared to older lots in the same manner, which further confirms the homogeneity of the crystalline material as well as the stability and homogeneity of the solutions in the storage containers.

UNCERTAINTY:

The maximum combined relative standard uncertainty of our reference standard solutions is calculated using the following equation:

The combined relative standard uncertainty, $u_c(y)$, of a value y and the uncertainty of the independent parameters $x_1, x_2, \ldots x_n$ on which it depends is:

$$u_c(y(x_1, x_2, \ldots x_n)) = \sqrt{\sum_{i=1}^{n} u(y, x_i)^2}$$

where x is expressed as a relative standard uncertainty of the individual parameter.

The individual uncertainties taken into account include those associated with weights (calibration of the balance) and volumes (calibration of the volumetric glassware). An expanded maximum combined percent relative uncertainty of ±5% (calculated with a coverage factor of 2 and a level of confidence of 95%) is stated on the Certificate of Analysis for all our products.

TRACEABILITY:

All reference standard solutions are traceable to specific crystalline lots. The microbalances used for solution preparation are regularly tested by an external, ISO/IEC 17025:2005 accredited calibration company. In addition, their calibration is verified prior to each weighing using NIST and/or NRC traceable external weights. All volumetric glassware used is of Class A tolerance and has been tested according to the appropriate ASTM procedures, which are ultimately traceable to NIST. For certain products, traceability to international interlaboratory studies has also been established.

EXPIRY DATE / PERIOD OF VALIDITY:

Ongoing stability studies of this product have demonstrated stability in its composition and concentration for the period of time specified by the expiry date in the unopened ampoule. Monitoring for any degradation or change in concentration of the listed analyte(s) is performed on a routine basis.

LIMITED WARRANTY:

At the time of shipment, all products are warranted to be free of defects in material and workmanship and to conform to the stated technical and purity specifications.

QUALITY MANAGEMENT:

This product was produced using a Quality Management System registered to ISO 9001:2008 by SAI Global, ISO/IEC 17025:2005 by the Canadian Association for Laboratory Accreditation Inc. (CALA; A 1226), and ISO GUIDE 34:2009 by ACLASS (certificate number AR-1523).

CALA Testing Accreditation No. A 1226

ACLASS ACCREDITED REFERENCE MATERIAL PRODUCER

For additional information or assistance concerning this or any other products from Wellington Laboratories Inc., please visit our website at www.well-labs.com or contact us directly at info@well-labs.com

Figure 1: **PFOA; LC/MS Data (TIC and Mass Spectrum)**

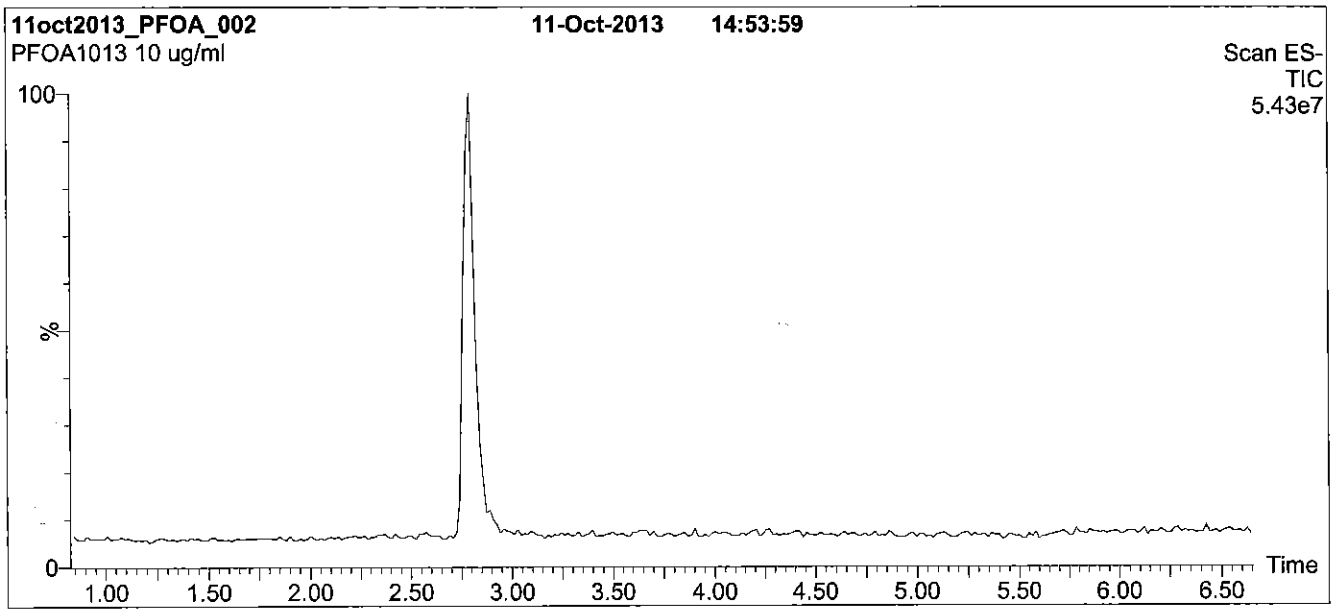

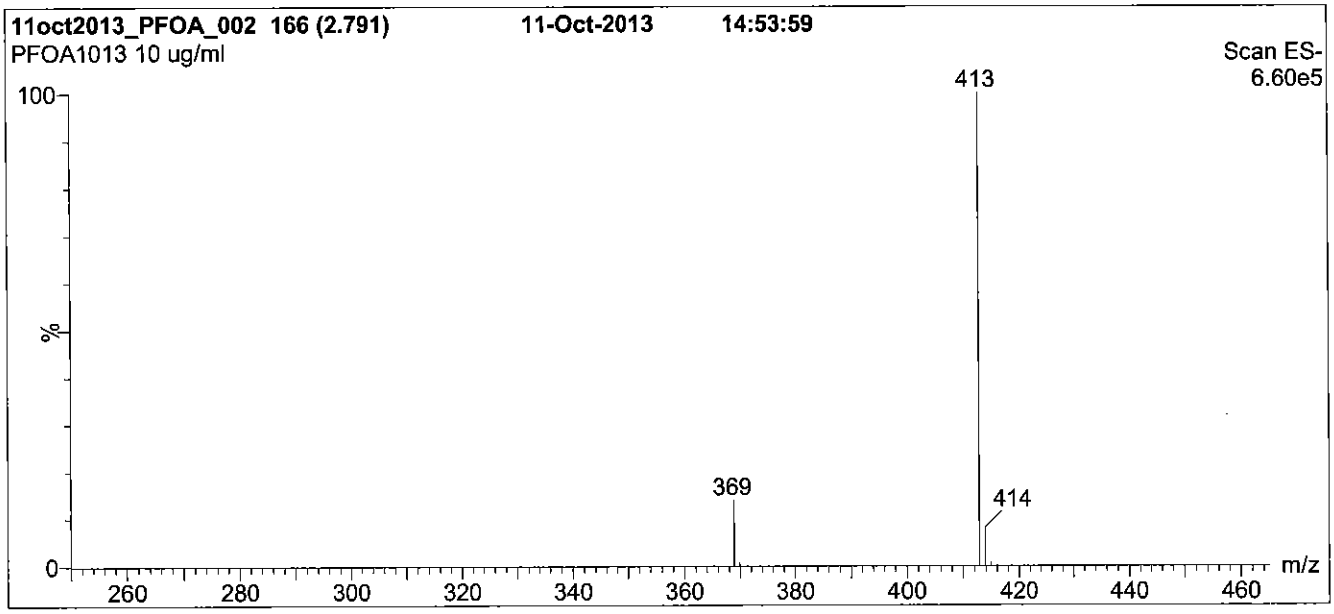

Conditions for Figure 1:

LC: **Waters Acquity Ultra Performance LC**
MS: **Micromass Quattro *micro* API MS**

Chromatographic Conditions

Column: Acquity UPLC BEH Shield RP_{18}
1.7 µm, 2.1 x 100 mm

Mobile phase: Gradient
Start: 55% (80:20 MeOH:ACN) / 45% H_2O
(both with 10 mM NH_4OAc buffer)
Ramp to 90% organic over 7.5 min and hold for
1 min before returning to initial conditions in 0.5 min.
Time: 10 min

Flow: 300 µl/min

MS Parameters

Experiment: Full Scan (250 - 850 amu)

Source: Electrospray (negative)
Capillary Voltage (kV) = 2.00
Cone Voltage (V) = 15.00
Cone Gas Flow (l/hr) = 100
Desolvation Gas Flow (l/hr) = 750

Figure 2: **PFOA; LC/MS/MS Data (Selected MRM Transitions)**

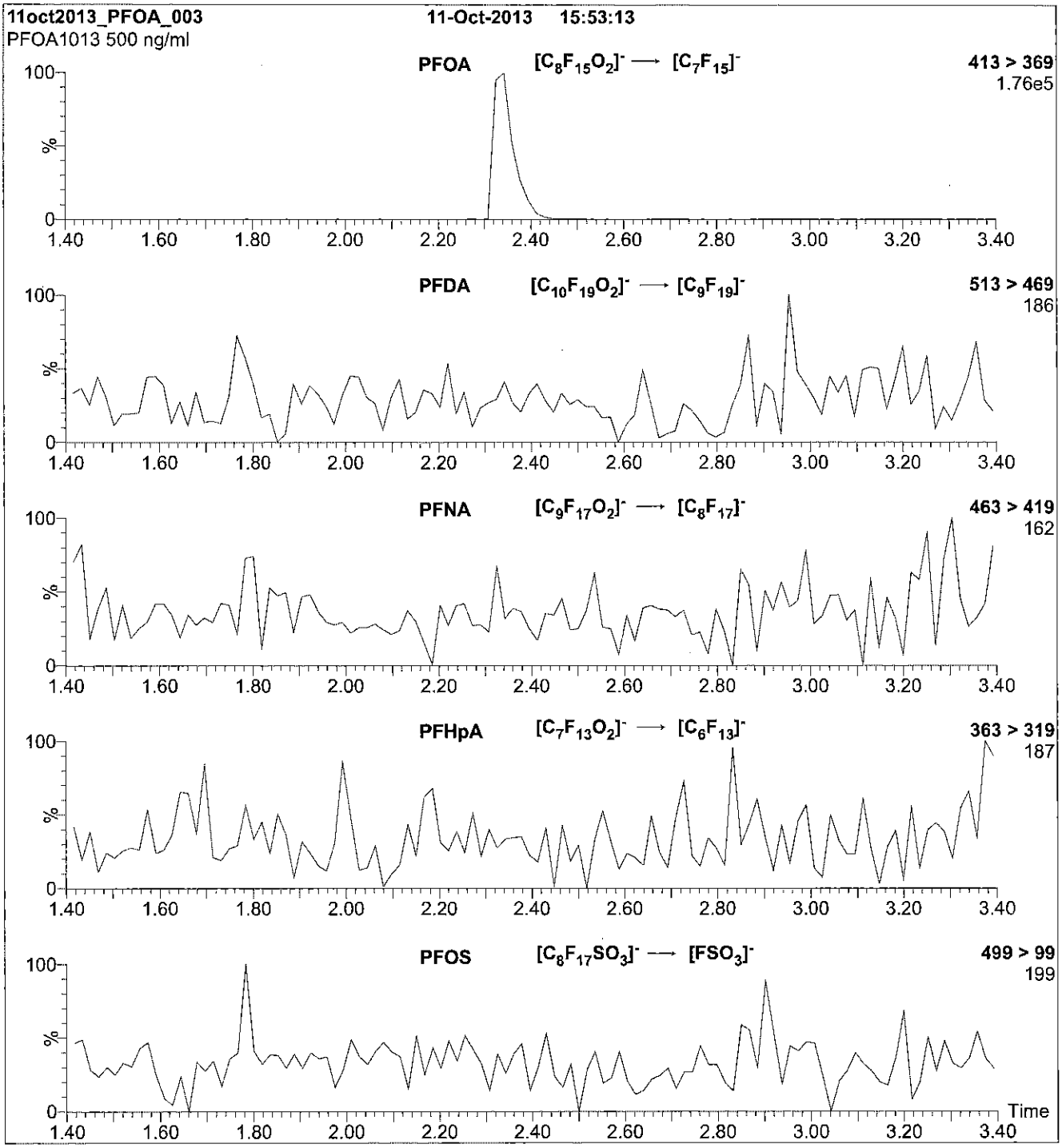

Conditions for Figure 2:

Injection:	Direct loop injection 10 µl (500 ng/ml PFOA)
Mobile phase:	Isocratic 80% (80:20 MeOH:ACN) / 20% H_2O (both with 10 mM NH_4OAc buffer)
Flow:	300 µl/min

MS Parameters

Collision Gas (mbar) = 3.28e-3
Collision Energy (eV) = 11

Reagent

LCPFOA_00005

Rec 4/30/15 CW

WELLINGTON LABORATORIES

CERTIFICATE OF ANALYSIS
DOCUMENTATION

PRODUCT CODE: PFOA
COMPOUND: Perfluoro-n-octanoic acid

LOT NUMBER: PFOA1115

STRUCTURE:

CAS #: 335-67-1

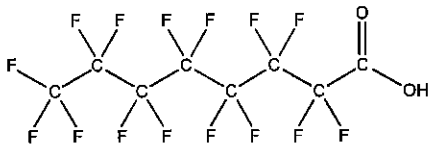

MOLECULAR FORMULA: $C_8HF_{15}O_2$
CONCENTRATION: 50 ± 2.5 µg/ml

MOLECULAR WEIGHT: 414.07
SOLVENT(S): Methanol
Water (<1%)

CHEMICAL PURITY: >98%
LAST TESTED: (mm/dd/yyyy) 11/06/2015
EXPIRY DATE: (mm/dd/yyyy) 11/06/2020
RECOMMENDED STORAGE: Store ampoule in a cool, dark place

DOCUMENTATION/ DATA ATTACHED:

Figure 1: LC/MS Data (TIC and Mass Spectrum)
Figure 2: LC/MS/MS Data (Selected MRM Transitions)

ADDITIONAL INFORMATION:

- See page 2 for further details.
- Contains 4 mole eq. of NaOH to prevent conversion of the carboxylic acid to the methyl ester.

FOR LABORATORY USE ONLY: NOT FOR HUMAN OR DRUG USE

Certified By: B.G. Chittim **Date:** 11/11/2015 (mm/dd/yyyy)

Wellington Laboratories Inc., 345 Southgate Dr. Guelph ON N1G 3M5 CANADA
519-822-2436 • Fax: 519-822-2849 • info@well-labs.com

INTENDED USE:

The products prepared by Wellington Laboratories Inc. are for laboratory use only. This certified reference material (CRM) was designed to be used as a standard for the identification and/or quantification of the specific chemical compound it contains.

HAZARDS:

This product should only be used by qualified personnel familiar with its potential hazards and trained in the handling of hazardous chemicals. Due care should be exercised to prevent unnecessary human contact or ingestion. All procedures should be carried out in a well-functioning fume hood and suitable gloves, eye protection, and clothing should be worn at all times. Waste should be disposed of according to national and regional regulations. Safety Data Sheets (SDSs) are available upon request.

SYNTHESIS / CHARACTERIZATION:

Where possible, all of our products are synthesized using single-product unambiguous routes. They are then characterized, and their structures and purities confirmed, using a combination of the most relevant techniques, such as NMR, GC/MS, LC/MS/MS, SFC/UV/MS/MS, x-ray crystallography, and melting point. Isotopic purities of mass-labelled compounds are also confirmed using HRGC/HRMS and/or LC/MS/MS.

HOMOGENEITY:

Prior to solution preparation, crystalline material is tested for homogeneity using a variety of techniques (as stated above) and its solubility in a given diluent is taken into consideration. Duplicate solutions of a new product are prepared from the same crystalline lot and, after the addition of an appropriate internal standard, they are compared by GC/MS, LC/MS/MS and/or SFC/UV/MS/MS. The relative response factors of the analyte of interest in each solution are required to be <5% RSD. New solution lots of existing products are compared to older lots in the same manner, which further confirms the homogeneity of the crystalline material as well as the stability and homogeneity of the solutions in the storage containers.

UNCERTAINTY:

The maximum combined relative standard uncertainty of our reference standard solutions is calculated using the following equation:

The combined relative standard uncertainty, $u_c(y)$, of a value y and the uncertainty of the independent parameters $x_1, x_2, \ldots x_n$ on which it depends is:

$$u_c(y(x_1, x_2, \ldots x_n)) = \sqrt{\sum_{i=1}^{n} u(y, x_i)^2}$$

where x is expressed as a relative standard uncertainty of the individual parameter.

The individual uncertainties taken into account include those associated with weights (calibration of the balance) and volumes (calibration of the volumetric glassware). An expanded maximum combined percent relative uncertainty of ±5% (calculated with a coverage factor of 2 and a level of confidence of 95%) is stated on the Certificate of Analysis for all of our products.

TRACEABILITY:

All reference standard solutions are traceable to specific crystalline lots. The microbalances used for solution preparation are regularly tested by an external ISO/IEC 17025 accredited calibration company. In addition, their calibration is verified prior to each weighing using NIST and/or NRC traceable external weights. All volumetric glassware used is of Class A tolerance and has been tested according to the appropriate ASTM procedures, which are ultimately traceable to NIST. For certain products, traceability to international interlaboratory studies has also been established.

EXPIRY DATE / PERIOD OF VALIDITY:

Ongoing stability studies of this product have demonstrated stability in its composition and concentration, until the specified expiry date, in the unopened ampoule. Monitoring for any degradation or change in concentration of the listed analyte(s) is performed on a routine basis.

LIMITED WARRANTY:

At the time of shipment, all products are warranted to be free of defects in material and workmanship and to conform to the stated technical and purity specifications.

QUALITY MANAGEMENT:

This product was produced using a Quality Management System registered to the latest versions of ISO 9001 by SAI Global, ISO/IEC 17025 by the Canadian Association for Laboratory Accreditation Inc. (CALA; A 1226), and ISO GUIDE 34 by ANSI-ASQ National Accreditation Board (ANAB; AR-1523).

CALA Testing Accreditation No. A1226

ANAB ACCREDITED ISO 17034:2010 REFERENCE MATERIAL PRODUCER

For additional information or assistance concerning this or any other products from Wellington Laboratories Inc., please visit our website at www.well-labs.com or contact us directly at info@well-labs.com

Figure 1: **PFOA; LC/MS Data (TIC and Mass Spectrum)**

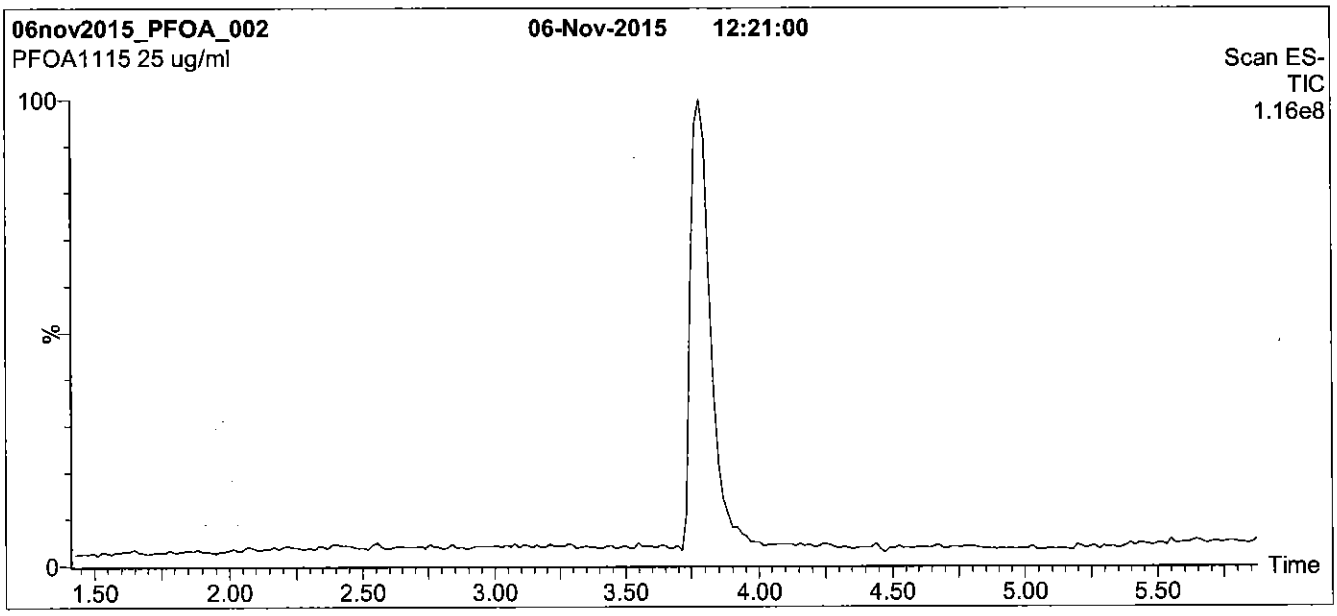

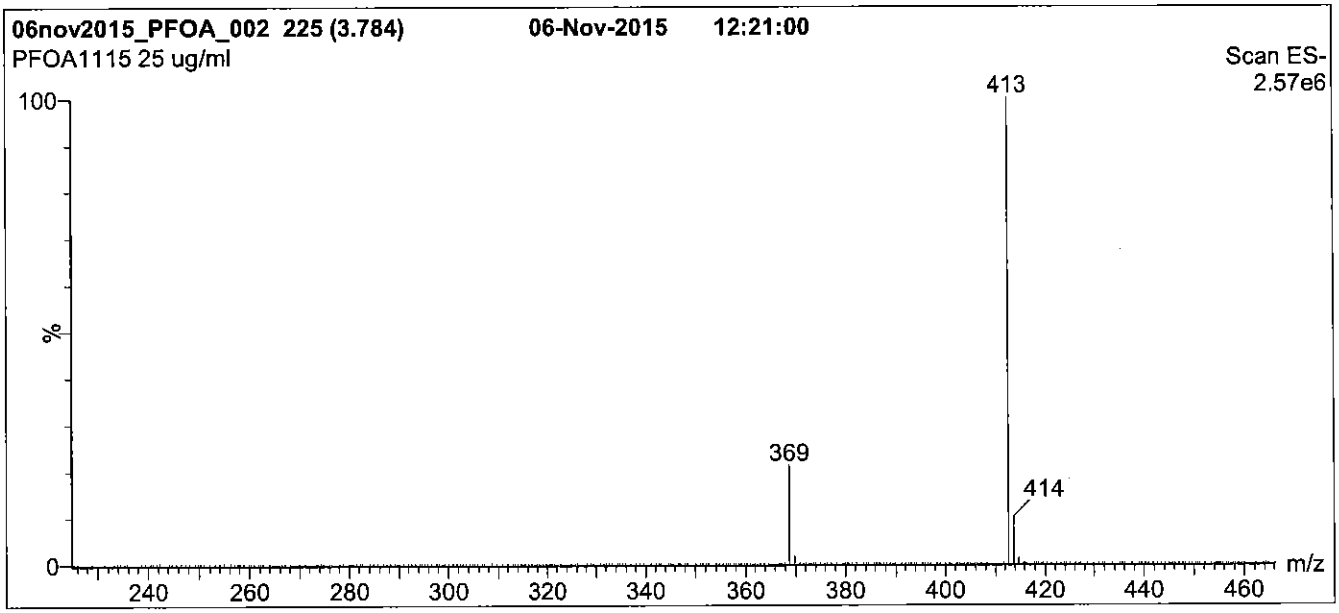

Conditions for Figure 1:

LC: **Waters Acquity Ultra Performance LC**
MS: **Micromass Quattro *micro* API MS**

Chromatographic Conditions

Column: Acquity UPLC BEH Shield RP_{18}
1.7 µm, 2.1 x 100 mm

Mobile phase: Gradient
Start: 50% (80:20 MeOH:ACN) / 50% H_2O
(both with 10 mM NH_4OAc buffer)
Ramp to 90% organic over 7 min and hold for
2 min before returning to initial conditions in 0.5 min.
Time: 10 min

Flow: 300 µl/min

MS Parameters

Experiment: Full Scan (225 - 850 amu)

Source: Electrospray (negative)
Capillary Voltage (kV) = 3.00
Cone Voltage (V) = 15.00
Cone Gas Flow (l/hr) = 100
Desolvation Gas Flow (l/hr) = 750

Figure 2: **PFOA; LC/MS/MS Data (Selected MRM Transitions)**

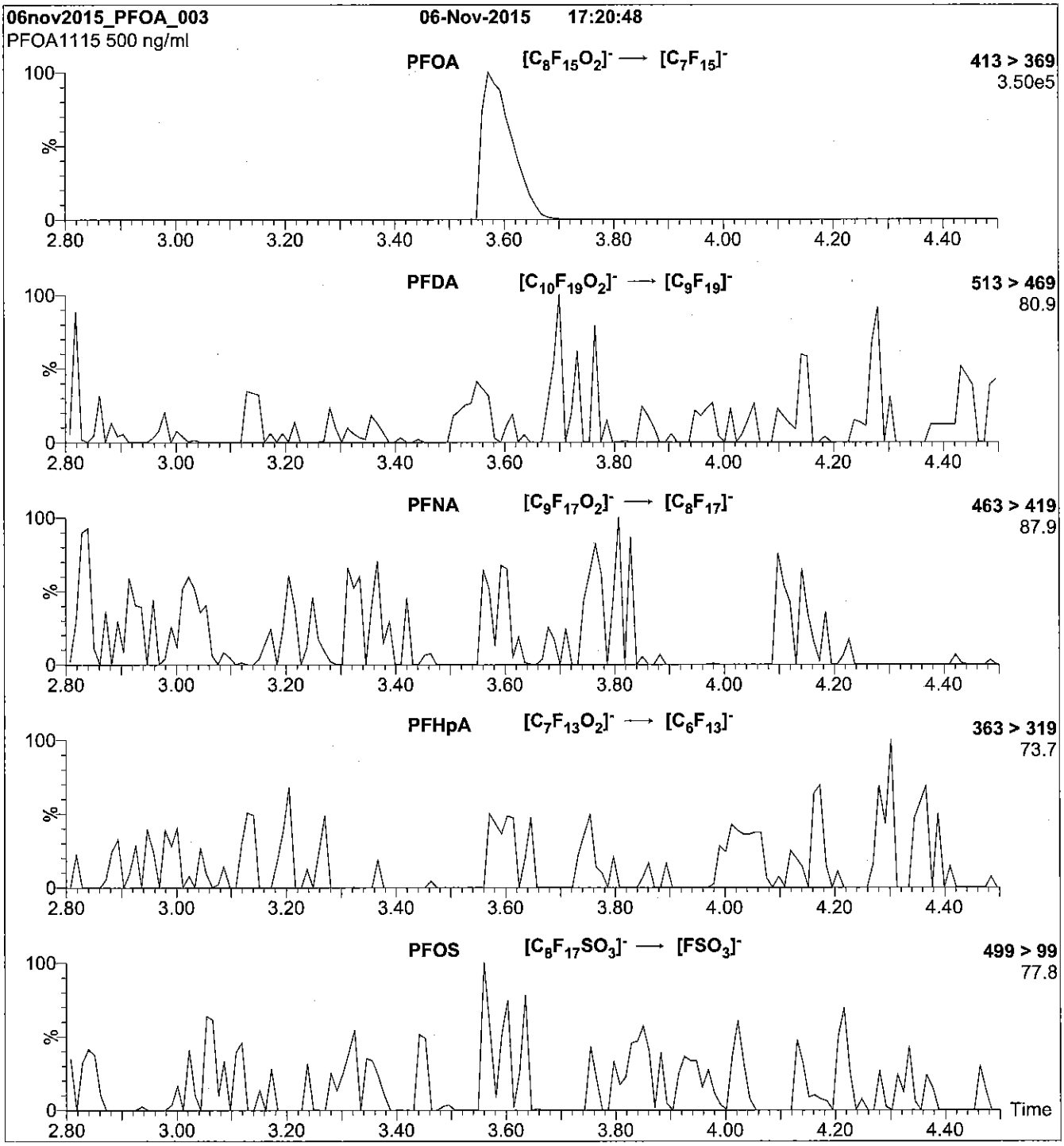

Conditions for Figure 2:

Injection: Direct loop injection
10 µl (500 ng/ml PFOA)

Mobile phase: Isocratic 80% (80:20 MeOH:ACN) / 20% H_2O
(both with 10 mM NH_4OAc buffer)

Flow: 300 µl/min

MS Parameters

Collision Gas (mbar) = 3.17e-3
Collision Energy (eV) = 10

Reagent

LCPFODA_00004

WELLINGTON LABORATORIES

CERTIFICATE OF ANALYSIS DOCUMENTATION

PRODUCT CODE: PFODA
COMPOUND: Perfluoro-n-octadecanoic acid
LOT NUMBER: PFODA0807

STRUCTURE:
CAS #: 16517-11-6

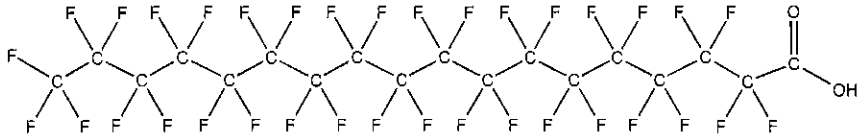

MOLECULAR FORMULA: $C_{18}HF_{35}O_2$
MOLECULAR WEIGHT: 914.15
CONCENTRATION: 50 ± 2.5 µg/ml
SOLVENT(S): Methanol
Water (4%)

CHEMICAL PURITY: >98%
LAST TESTED: (mm/dd/yyyy) 04/25/2014
EXPIRY DATE: (mm/dd/yyyy) 04/25/2017
RECOMMENDED STORAGE: Store ampoule in a cool, dark place

DOCUMENTATION/ DATA ATTACHED:

Figure 1: LC/MS Data (TIC and Mass Spectrum)
Figure 2: LC/MS/MS Data (Selected MRM Transitions)

ADDITIONAL INFORMATION:

- See page 2 for further details.
- Contains 4 mole eq. of NaOH to prevent conversion of the carboxylic acid to the methyl ester.

FOR LABORATORY USE ONLY: NOT FOR HUMAN OR DRUG USE

Certified By: B.G. Chittim **Date:** 04/28/2014 (mm/dd/yyyy)

Wellington Laboratories Inc., 345 Southgate Dr. Guelph ON N1G 3M5 CANADA
519-822-2436 • Fax: 519-822-2849 • info@well-labs.com

INTENDED USE:

The products prepared by Wellington Laboratories Inc. are for laboratory use only. They are designed to be used as reference standards for the identification and/or quantification of specific chemical compound(s).

HAZARDS:

This product should only be used by qualified personnel familiar with its potential hazards and trained in the handling of hazardous chemicals. Due care should be exercised to prevent unnecessary human contact or ingestion. All procedures should be carried out in a well-functioning fume hood and suitable gloves, eye protection and clothing should be worn at all times. Waste should be disposed of according to national and regional regulations. Material Safety Data Sheets (MSDSs) are available upon request.

SYNTHESIS / CHARACTERIZATION:

Where possible, all of our products are synthesized using single-product, unambiguous routes. They are then characterized, and their structures and purities confirmed, using a combination of the most relevant techniques, such as NMR, GC/MS, LC/MS/MS, x-ray crystallography and melting point. Isotopic purities of mass-labelled compounds are also confirmed using HRGC/HRMS and/or LC/MS/MS.

HOMOGENEITY:

Prior to solution preparation, crystalline material is tested for homogeneity using a variety of techniques (as stated above) and its solubility in a given diluent is taken into consideration. Duplicate solutions of a new product are prepared from the same crystalline lot and, after the addition of an appropriate internal standard, they are compared by GC/MS and/or LC/MS/MS. The relative response factors of the analyte of interest in each solution are required to be <5% RSD. New solution lots of existing products are compared to older lots in the same manner, which further confirms the homogeneity of the crystalline material as well as the stability and homogeneity of the solutions in the storage containers.

UNCERTAINTY:

The maximum combined relative standard uncertainty of our reference standard solutions is calculated using the following equation:

The combined relative standard uncertainty, $u_c(y)$, of a value y and the uncertainty of the independent parameters x_1, x_2,...x_n on which it depends is:

$$u_c(y(x_1, x_2, \ldots x_n)) = \sqrt{\sum_{i=1}^{n} u(y, x_i)^2}$$

where x is expressed as a relative standard uncertainty of the individual parameter.

The individual uncertainties taken into account include those associated with weights (calibration of the balance) and volumes (calibration of the volumetric glassware). An expanded maximum combined percent relative uncertainty of ±5% (calculated with a coverage factor of 2 and a level of confidence of 95%) is stated on the Certificate of Analysis for all our products.

TRACEABILITY:

All reference standard solutions are traceable to specific crystalline lots. The microbalances used for solution preparation are regularly tested by an external, ISO/IEC 17025:2005 accredited calibration company. In addition, their calibration is verified prior to each weighing using NIST and/or NRC traceable external weights. All volumetric glassware used is of Class A tolerance and has been tested according to the appropriate ASTM procedures, which are ultimately traceable to NIST. For certain products, traceability to international interlaboratory studies has also been established.

EXPIRY DATE / PERIOD OF VALIDITY:

Ongoing stability studies of this product have demonstrated stability in its composition and concentration for the period of time specified by the expiry date in the unopened ampoule. Monitoring for any degradation or change in concentration of the listed analyte(s) is performed on a routine basis.

LIMITED WARRANTY:

At the time of shipment, all products are warranted to be free of defects in material and workmanship and to conform to the stated technical and purity specifications.

QUALITY MANAGEMENT:

This product was produced using a Quality Management System registered to ISO 9001:2008 by SAI Global, ISO/IEC 17025:2005 by the Canadian Association for Laboratory Accreditation Inc. (CALA; A 1226), and ISO GUIDE 34:2009 by ACLASS (certificate number AR-1523).

CALA Testing Accredited Agent No. A1226

ACLASS ACCREDITED REFERENCE MATERIAL PRODUCER

For additional information or assistance concerning this or any other products from Wellington Laboratories Inc., please visit our website at www.well-labs.com or contact us directly at info@well-labs.com

Figure 1: **PFODA; LC/MS Data (TIC and Mass Spectrum)**

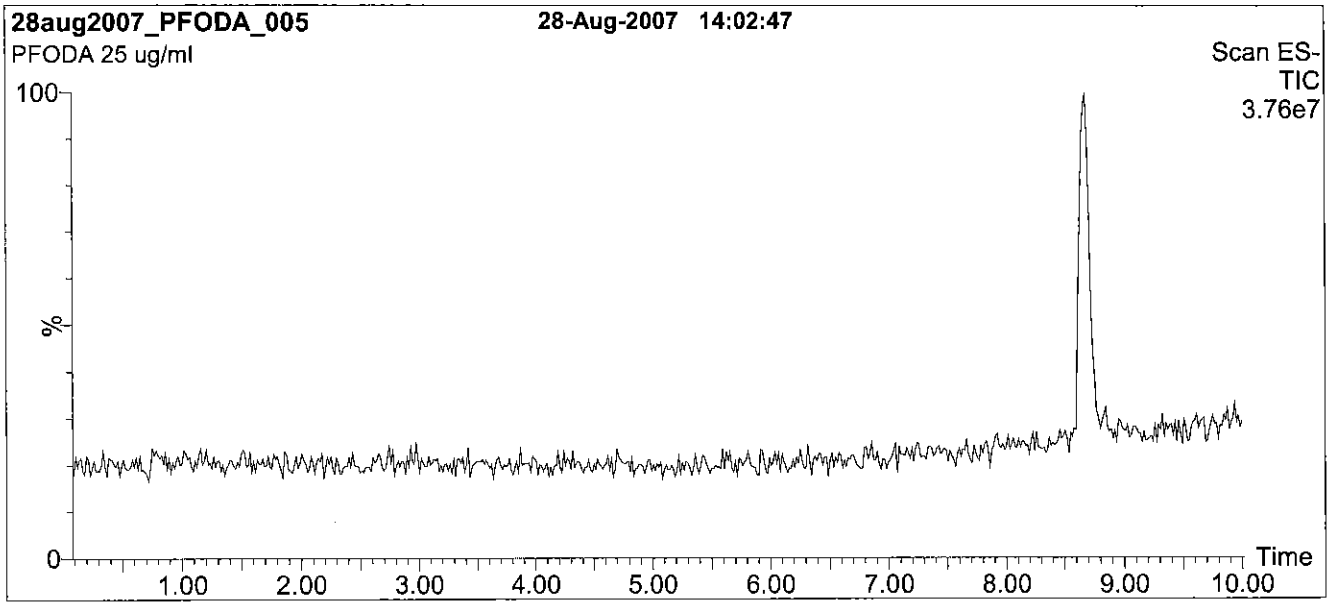

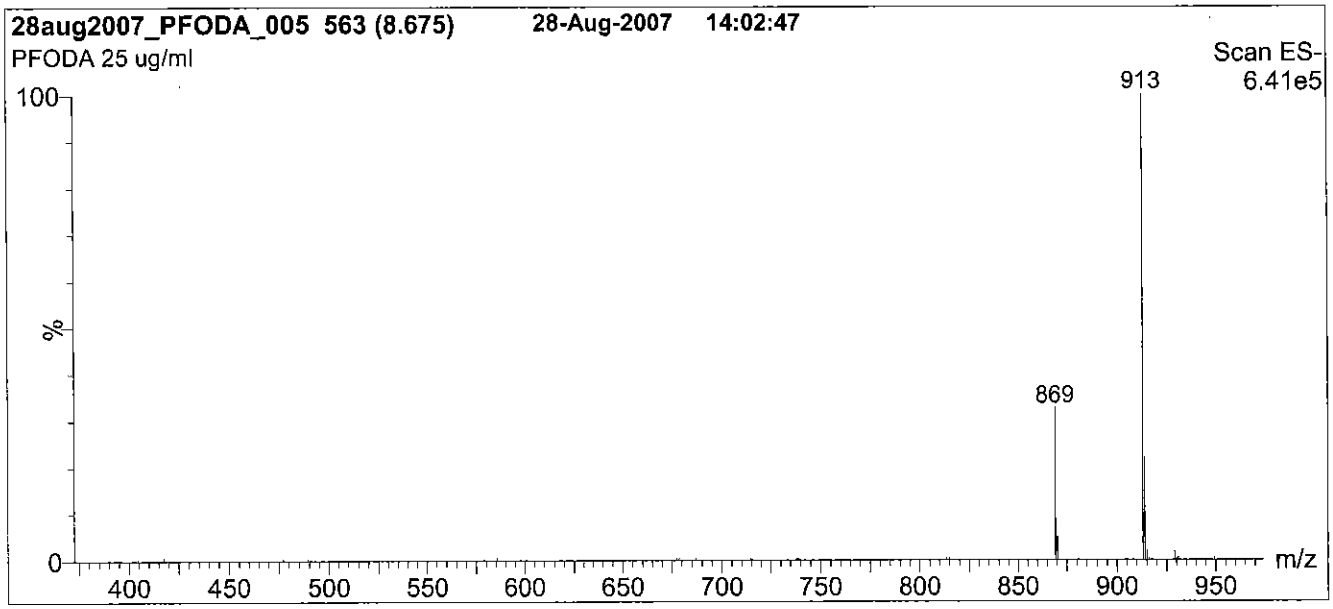

Conditions for Figure 1:

LC: **Waters Acquity Ultra Performance LC**
MS: **Micromass Quattro *micro* API MS**

Chromatographic Conditions

Column: Acquity UPLC BEH Shield RP_{18}
1.7 µm, 2.1 x 100 mm

Mobile phase: Gradient
Start: 75% (80:20 MeOH:ACN) / 25% H_2O
(both with 10 mM NH_4OAc buffer)
Hold 5 min. Ramp to 100% organic over 6 min.
Hold 3 min before returning to initial conditions.
Time: 16 min

Flow: 300 µl/min

MS Parameters

Experiment: Full Scan (225 - 1100 amu)

Source: Electrospray (negative)
Capillary Voltage (kV) = 2.00
Cone Voltage (V) = 25.00
Cone Gas Flow (l/hr) = 50
Desolvation Gas Flow (l/hr) = 650

Figure 2: **PFODA; LC/MS/MS Data (Selected MRM Transitions)**

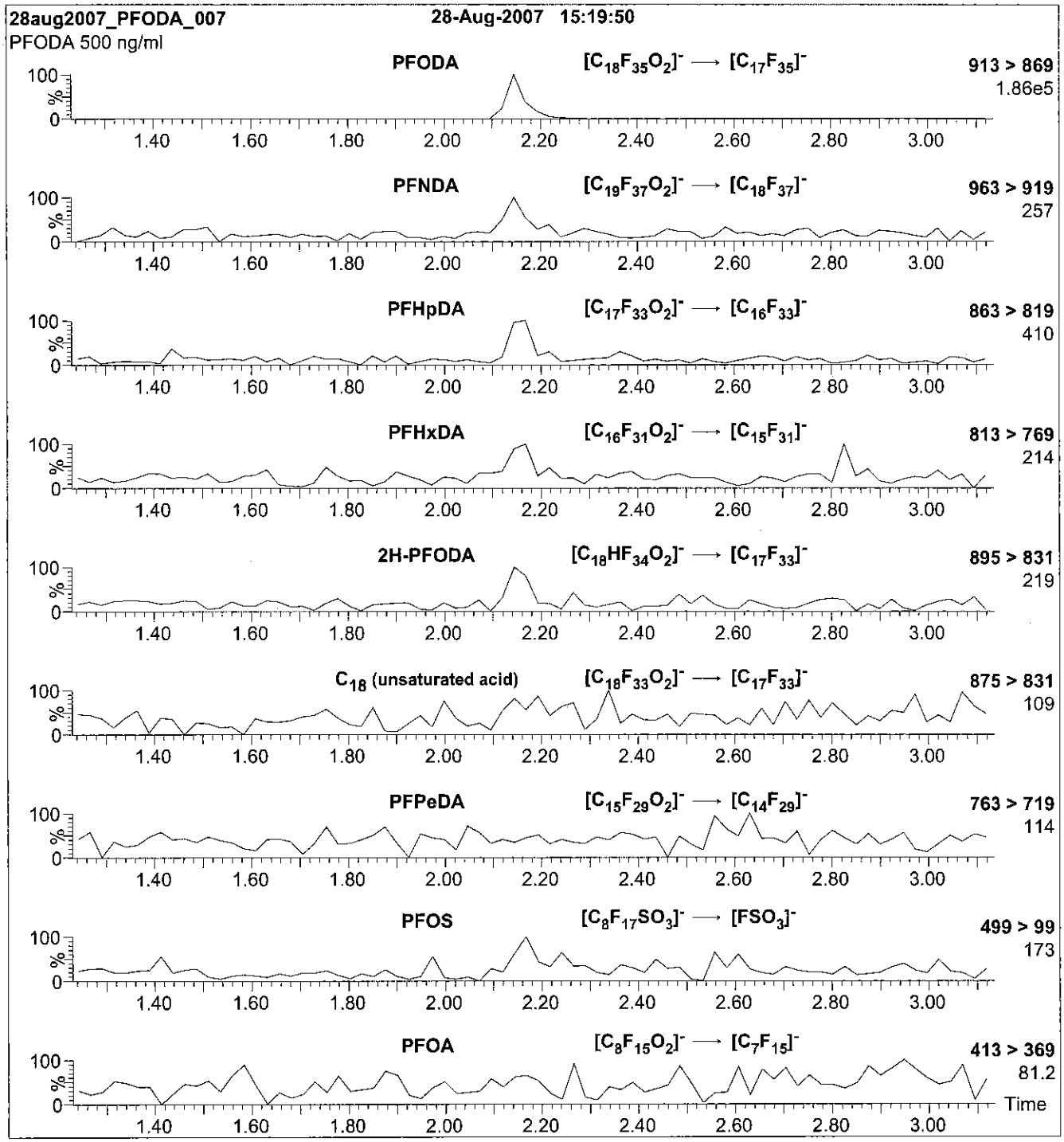

Conditions for Figure 2:

Injection: Direct loop injection
10 µl (500 ng/ml PFODA)

Mobile phase: Isocratic 75% (80:20 MeOH:ACN) / 25% H_2O
(both with 10 mM NH_4OAc buffer)

Flow: 300 µl/min

MS Parameters

Collision Gas (mbar) = 3.58e-3
Collision Energy (eV) = 15

Reagent

LCPFOS-br_00001

566008
ID: LCPFOS-br_00001
Exp: 10/14/20 Pipd: CBW
Potassium Perfluorooctane

P: 12/9/15 SW

WELLINGTON LABORATORIES

CERTIFICATE OF ANALYSIS
DOCUMENTATION

br-PFOSK

Potassium Perfluorooctanesulfonate
Solution/Mixture of Linear and
Branched Isomers

PRODUCT CODE:	br-PFOSK
LOT NUMBER:	brPFOSK1015
CONCENTRATION:	50 ± 2.5 µg/ml (total potassium salt)
	46.4 ± 2.3 µg/ml (total PFOS anion)
SOLVENT(S):	Methanol
DATE PREPARED: (mm/dd/yyyy)	10/13/2015
LAST TESTED: (mm/dd/yyyy)	10/14/2015
EXPIRY DATE: (mm/dd/yyyy)	10/14/2020
RECOMMENDED STORAGE:	Store ampoule in a cool, dark place

DESCRIPTION:

The chemical purity has been determined to be ≥98% perfluorooctanesulfonate linear and branched isomers. The full name, structure and percent composition for each of the isomeric components are given in Table A.

DOCUMENTATION/ DATA ATTACHED:

Table A: Isomeric Components and Percent Composition by ^{19}F-NMR
Figure 1: LC/MS Data (TIC and Mass Spectrum)
Figure 2: LC/MS Data (SIR)
Figure 3: LC/MS/MS Data (Selected MRM Transitions)

ADDITIONAL INFORMATION:

- See page 2 for further details.
- A 5-point calibration curve was generated using linear PFOS (potassium salt) and mass-labelled PFOS as an internal standard to enable quantitation of br-PFOSK using isotopic dilution.
- CAS#: 2795-39-3 (for linear isomer; potassium salt).

FOR LABORATORY USE ONLY: NOT FOR HUMAN OR DRUG USE

Wellington Laboratories Inc., 345 Southgate Dr. Guelph ON N1G 3M5 CANADA
519-822-2436 • Fax: 519-822-2849 • info@well-labs.com

INTENDED USE:

The products prepared by Wellington Laboratories Inc. are for laboratory use only. This certified reference material (CRM) was designed to be used as a standard for the identification and/or quantification of the specific chemical compounds it contains.

HAZARDS:

This product should only be used by qualified personnel familiar with its potential hazards and trained in the handling of hazardous chemicals. Due care should be exercised to prevent unnecessary human contact or ingestion. All procedures should be carried out in a well-functioning fume hood and suitable gloves, eye protection, and clothing should be worn at all times. Waste should be disposed of according to national and regional regulations. Safety Data Sheets (SDSs) are available upon request.

SYNTHESIS / CHARACTERIZATION:

Where possible, all of our products are synthesized using single-product unambiguous routes. They are then characterized, and their structures and purities confirmed, using a combination of the most relevant techniques, such as NMR, GC/MS, LC/MS/MS, SFC/UV/MS/MS, x-ray crystallography, and melting point. Isotopic purities of mass-labelled compounds are also confirmed using HRGC/HRMS and/or LC/MS/MS.

HOMOGENEITY:

Prior to solution preparation, crystalline material is tested for homogeneity using a variety of techniques (as stated above) and its solubility in a given diluent is taken into consideration. Duplicate solutions of a new product are prepared from the same crystalline lot and, after the addition of an appropriate internal standard, they are compared by GC/MS, LC/MS/MS and/or SFC/UV/MS/MS. The relative response factors of the analyte of interest in each solution are required to be <5% RSD. New solution lots of existing products are compared to older lots in the same manner, which further confirms the homogeneity of the crystalline material as well as the stability and homogeneity of the solutions in the storage containers.

UNCERTAINTY:

The maximum combined relative standard uncertainty of our reference standard solutions is calculated using the following equation:

The combined relative standard uncertainty, $u_c(y)$, of a value y and the uncertainty of the independent parameters $x_1, x_2,...x_n$ on which it depends is:

$$u_c(y(x_1, x_2, ...x_n)) = \sqrt{\sum_{i=1}^{n} u(y, x_i)^2}$$

where x is expressed as a relative standard uncertainty of the individual parameter.

The individual uncertainties taken into account include those associated with weights (calibration of the balance) and volumes (calibration of the volumetric glassware). An expanded maximum combined percent relative uncertainty of ±5% (calculated with a coverage factor of 2 and a level of confidence of 95%) is stated on the Certificate of Analysis for all of our products.

TRACEABILITY:

All reference standard solutions are traceable to specific crystalline lots. The microbalances used for solution preparation are regularly tested by an external ISO/IEC 17025 accredited calibration company. In addition, their calibration is verified prior to each weighing using NIST and/or NRC traceable external weights. All volumetric glassware used is of Class A tolerance and has been tested according to the appropriate ASTM procedures, which are ultimately traceable to NIST. For certain products, traceability to international interlaboratory studies has also been established.

EXPIRY DATE / PERIOD OF VALIDITY:

Ongoing stability studies of this product have demonstrated stability in its composition and concentration, until the specified expiry date, in the unopened ampoule. Monitoring for any degradation or change in concentration of the listed analyte(s) is performed on a routine basis.

LIMITED WARRANTY:

At the time of shipment, all products are warranted to be free of defects in material and workmanship and to conform to the stated technical and purity specifications.

QUALITY MANAGEMENT:

This product was produced using a Quality Management System registered to the latest versions of ISO 9001 by SAI Global, ISO/IEC 17025 by the Canadian Association for Laboratory Accreditation Inc. (CALA; A 1226), and ISO GUIDE 34 by ANSI-ASQ National Accreditation Board (ANAB; AR-1523).

CALA Testing Accreditation No. A 1226

ANAB ACCREDITED ISO 17034 REFERENCE MATERIAL PRODUCER

For additional information or assistance concerning this or any other products from Wellington Laboratories Inc., please visit our website at www.well-labs.com or contact us directly at info@well-labs.com

Table A: **br-PFOSK; Isomeric Components and Percent Composition (by ^{19}F-NMR)***

Isomer	Name	Structure	Percent Composition by ^{19}F-NMR
1	Potassium perfluoro-1-octanesulfonate	$CF_3CF_2CF_2CF_2CF_2CF_2CF_2CF_2SO_3^-K^+$	78.8
2	Potassium 1-trifluoromethylperfluoroheptanesulfonate**	$CF_3CF_2CF_2CF_2CF_2CF_2CF(CF_3)SO_3^-K^+$	1.2
3	Potassium 2-trifluoromethylperfluoroheptanesulfonate	$CF_3CF_2CF_2CF_2CF_2CF(CF_3)CF_2SO_3^-K^+$	0.6
4	Potassium 3-trifluoromethylperfluoroheptanesulfonate	$CF_3CF_2CF_2CF_2CF(CF_3)CF_2CF_2SO_3^-K^+$	1.9
5	Potassium 4-trifluoromethylperfluoroheptanesulfonate	$CF_3CF_2CF_2CF(CF_3)CF_2CF_2CF_2SO_3^-K^+$	2.2
6	Potassium 5-trifluoromethylperfluoroheptanesulfonate	$CF_3CF_2CF(CF_3)CF_2CF_2CF_2CF_2SO_3^-K^+$	4.5
7	Potassium 6-trifluoromethylperfluoroheptanesulfonate	$CF_3CF(CF_3)CF_2CF_2CF_2CF_2CF_2SO_3^-K^+$	10.0
8	Potassium 5,5-di(trifluoromethyl)perfluorohexanesulfonate	$CF_3-C(CF_3)_2CF_2CF_2CF_2SO_3^-K^+$	0.2
9	Potassium 4,4-di(trifluoromethyl)perfluorohexanesulfonate	$CF_3CF_2-C(CF_3)_2-CF_2CF_2CF_2SO_3^-K^+$	0.03
10	Potassium 4,5-di(trifluoromethyl)perfluorohexanesulfonate	$CF_3-CF(CF_3)-CF(CF_3)-CF_2CF_2CF_2SO_3^-K^+$	0.4
11	Potassium 3,5-di(trifluoromethyl)perfluorohexanesulfonate	$CF_3-CF(CF_3)-CF_2-CF(CF_3)-CF_2CF_2SO_3^-K^+$	0.07

* Percent of total perfluorooctanesulfonate isomers only. Isomers are labelled in Figure 2.
** Systematic Name: Potassium perfluorooctane-2-sulfonate.

Certified By: _____ **Date:** 10/15/2015
(mm/dd/yyyy)
B.G. Chittim

Figure 1: **br-PFOSK; LC/MS Data (TIC and Mass Spectrum)**

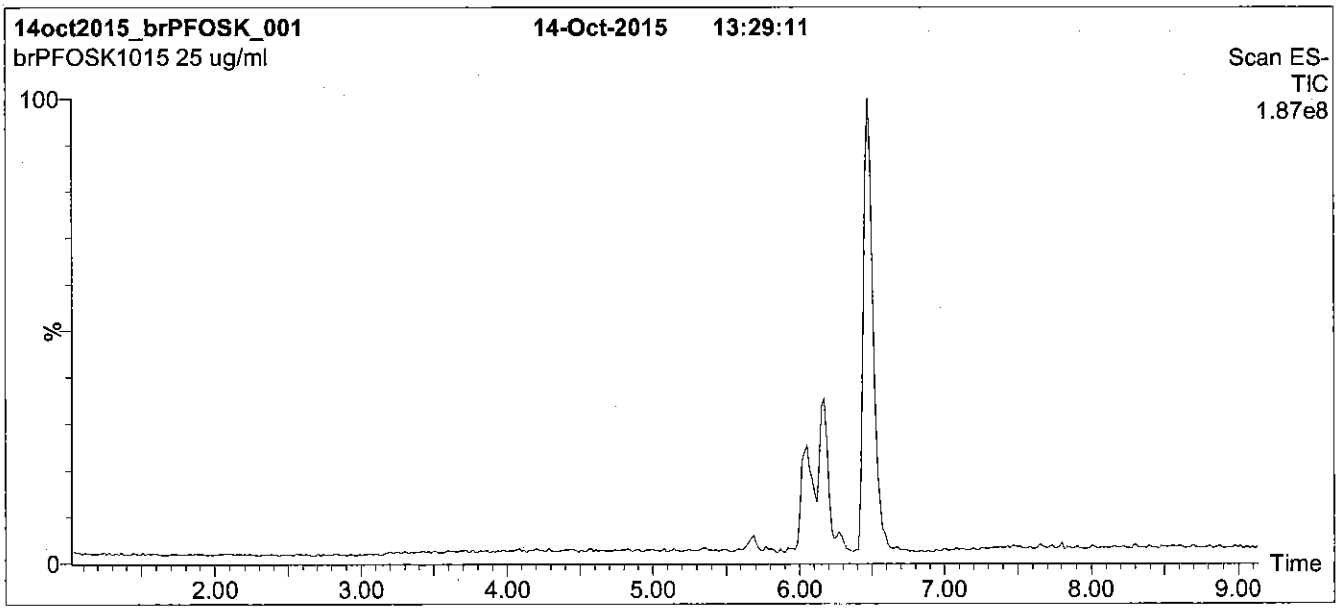

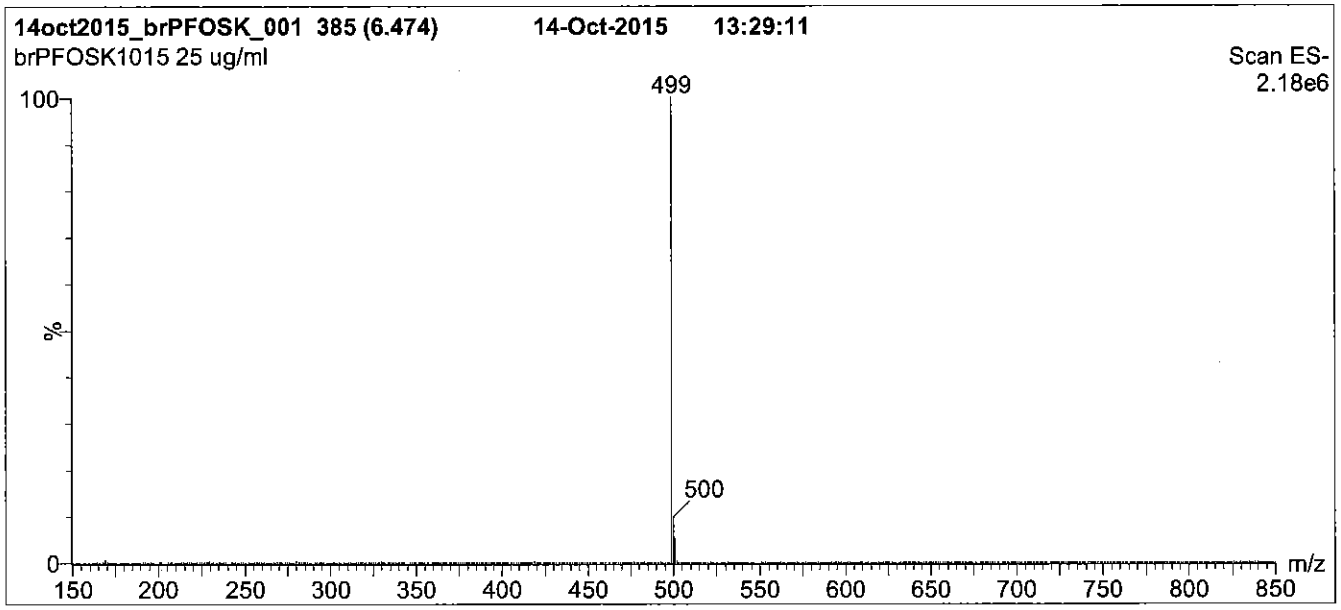

Conditions for Figure 1:

LC: **Waters Acquity Ultra Performance LC**
MS: **Micromass Quattro *micro* API MS**

Chromatographic Conditions

Column: Acquity UPLC BEH Shield RP_{18}
1.7 µm, 2.1 x 100 mm

Mobile phase: Gradient
Start: 45% (80:20 MeOH:ACN) / 55% H_2O
(both with 10 mM NH_4OAc buffer)
Ramp to 90% organic over 12 min and hold for 2 min.
Return to initial conditions over 0.5 min.
Time: 16 min

Flow: 300 µl/min

MS Parameters

Experiment: Full Scan (150 - 850 amu)

Source: Electrospray (negative)
Capillary Voltage (kV) = 2.00
Cone Voltage (V) = 60.00
Cone Gas Flow (l/hr) = 50
Desolvation Gas Flow (l/hr) = 750

Figure 2: **br-PFOSK; LC/MS Data (SIR)**

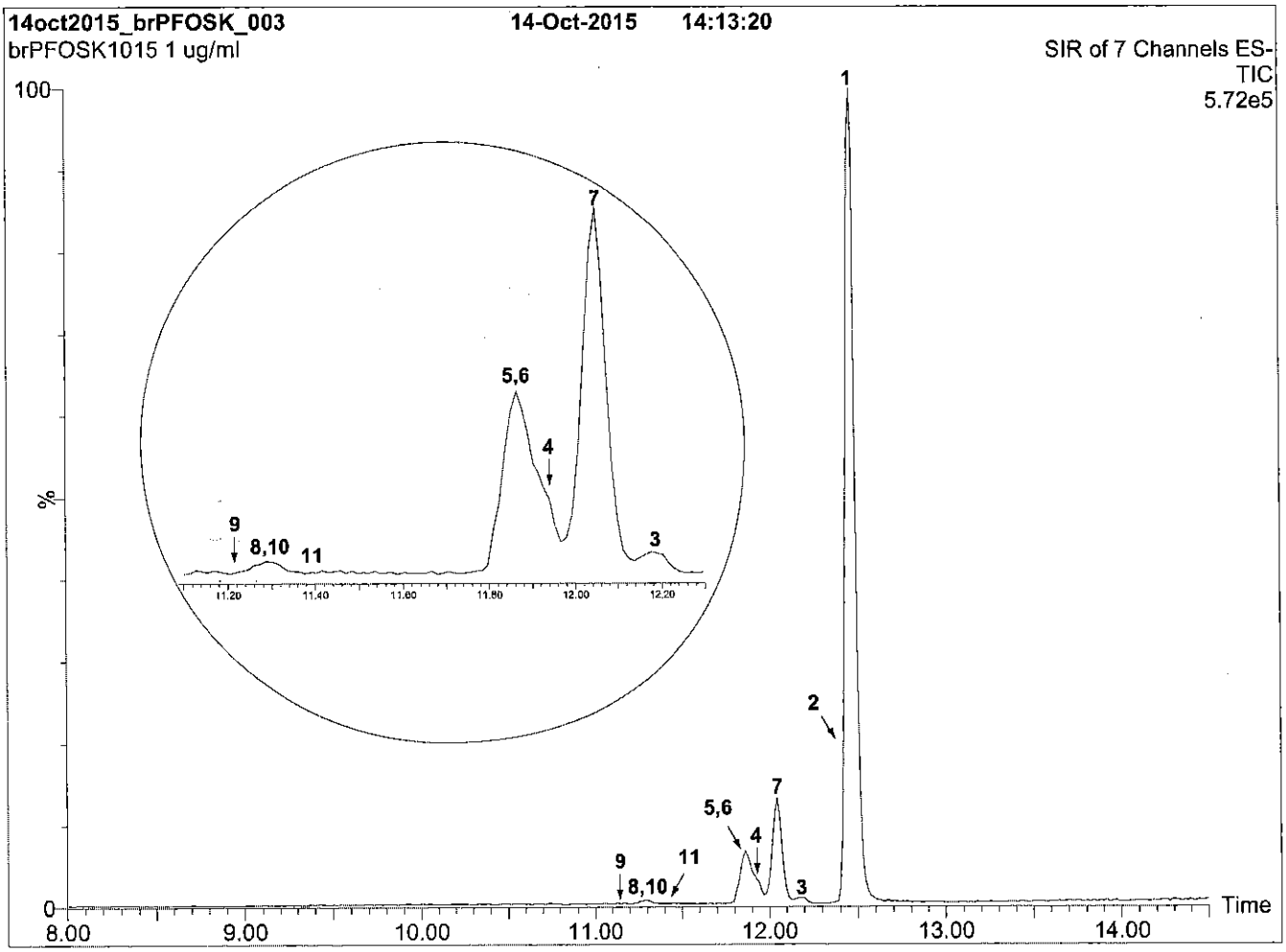

Conditions for Figure 2:

LC: **Waters Acquity Ultra Performance LC**
MS: **Micromass Quattro *micro* API MS**

Chromatographic Conditions:

Column: Acquity UPLC BEH Shield RP_{18} (1.7 µm, 2.1 x 100 mm)

Injection: 1.0 µg/ml of br-PFOSK

Mobile Phase: Gradient
45% (80:20 MeOH:ACN) / 55% H_2O (both with 10 mM NH_4OAc buffer)
Ramp to 90% organic over 15 min and hold for 3 min.
Return to initial conditions over 1 min.
Time: 20 min

Flow: 300 µl/min

MS Conditions:

SIR (ES^-)
Source = 110 °C
Desolvation = 325 °C
Cone Voltage = 60V

Figure 3: **br-PFOSK; LC/MS/MS Data (Selected MRM Transitions)**

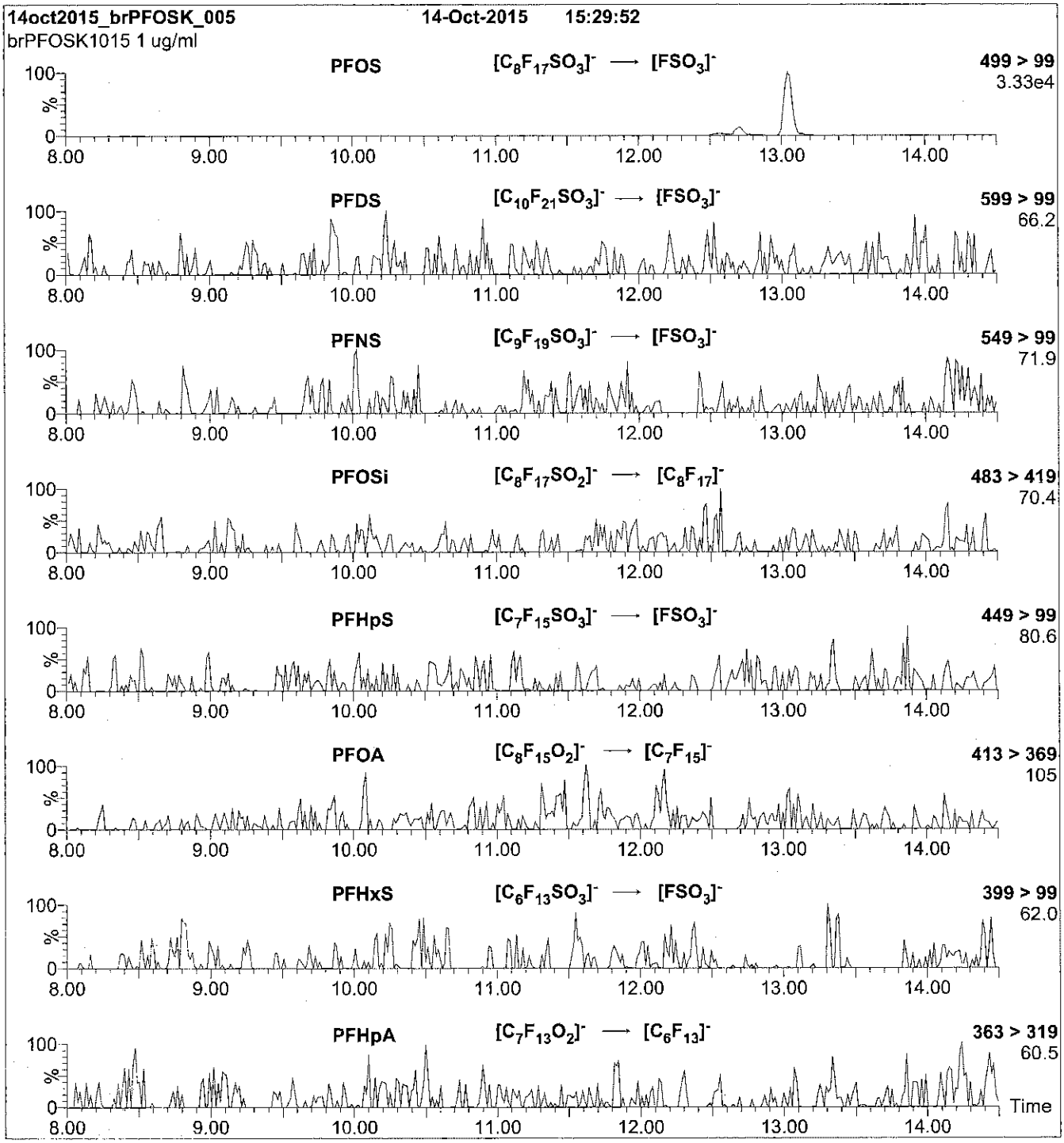

Condltions for Figure 3:

Injection: On-column

Mobile phase: Same as Figure 2

Flow: 300 µl/min

MS Parameters

Collision Gas (mbar) = 3.06e-3
Collision Energy (eV) = 11-50 (variable)

Reagent

LCPFOS_00004

C 3/17/15 SV

WELLINGTON LABORATORIES

CERTIFICATE OF ANALYSIS DOCUMENTATION

PRODUCT CODE: L-PFOS
LOT NUMBER: LPFOS0614
COMPOUND: Sodium perfluoro-1-octanesulfonate

STRUCTURE:

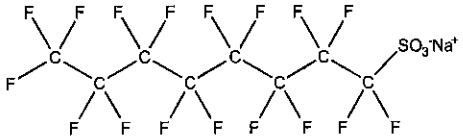

CAS #: 4021-47-0

MOLECULAR FORMULA:	$C_8F_{17}SO_3Na$	**MOLECULAR WEIGHT:**	522.11
CONCENTRATION:	50.0 ± 2.5 µg/ml (Na salt) 47.8 ± 2.4 µg/ml (PFOS anion)	**SOLVENT(S):**	Methanol
CHEMICAL PURITY:	>98%		
LAST TESTED: (mm/dd/yyyy)	06/20/2014		
EXPIRY DATE: (mm/dd/yyyy)	06/20/2019		
RECOMMENDED STORAGE:	Store ampoule in a cool, dark place		

DOCUMENTATION/ DATA ATTACHED:

Figure 1: LC/MS Data (TIC and Mass Spectrum)
Figure 2: LC/MS/MS Data (Selected MRM Transitions)

ADDITIONAL INFORMATION:

- See page 2 for further details.

FOR LABORATORY USE ONLY: NOT FOR HUMAN OR DRUG USE

Certified By: B.G. Chittim **Date:** 10/27/2014 (mm/dd/yyyy)

Wellington Laboratories Inc., 345 Southgate Dr. Guelph ON N1G 3M5 CANADA
519-822-2436 • Fax: 519-822-2849 • info@well-labs.com

INTENDED USE:

The products prepared by Wellington Laboratories Inc. are for laboratory use only. They are designed to be used as reference standards for the identification and/or quantification of specific chemical compound(s).

HAZARDS:

This product should only be used by qualified personnel familiar with its potential hazards and trained in the handling of hazardous chemicals. Due care should be exercised to prevent unnecessary human contact or ingestion. All procedures should be carried out in a well-functioning fume hood and suitable gloves, eye protection and clothing should be worn at all times. Waste should be disposed of according to national and regional regulations. Material Safety Data Sheets (MSDSs) are available upon request.

SYNTHESIS / CHARACTERIZATION:

Where possible, all of our products are synthesized using single-product, unambiguous routes. They are then characterized, and their structures and purities confirmed, using a combination of the most relevant techniques, such as NMR, GC/MS, LC/MS/MS, x-ray crystallography and melting point. Isotopic purities of mass-labelled compounds are also confirmed using HRGC/HRMS and/or LC/MS/MS.

HOMOGENEITY:

Prior to solution preparation, crystalline material is tested for homogeneity using a variety of techniques (as stated above) and its solubility in a given diluent is taken into consideration. Duplicate solutions of a new product are prepared from the same crystalline lot and, after the addition of an appropriate internal standard, they are compared by GC/MS and/or LC/MS/MS. The relative response factors of the analyte of interest in each solution are required to be <5% RSD. New solution lots of existing products are compared to older lots in the same manner, which further confirms the homogeneity of the crystalline material as well as the stability and homogeneity of the solutions in the storage containers.

UNCERTAINTY:

The maximum combined relative standard uncertainty of our reference standard solutions is calculated using the following equation:

The combined relative standard uncertainty, $u_c(y)$, of a value y and the uncertainty of the independent parameters x_1, x_2,...x_n on which it depends is:

$$u_c(y(x_1, x_2, ...x_n)) = \sqrt{\sum_{i=1}^{n} u(y, x_i)^2}$$

where x is expressed as a relative standard uncertainty of the individual parameter.

The individual uncertainties taken into account include those associated with weights (calibration of the balance) and volumes (calibration of the volumetric glassware). An expanded maximum combined percent relative uncertainty of ±5% (calculated with a coverage factor of 2 and a level of confidence of 95%) is stated on the Certificate of Analysis for all our products.

TRACEABILITY:

All reference standard solutions are traceable to specific crystalline lots. The microbalances used for solution preparation are regularly tested by an external, ISO/IEC 17025:2005 accredited calibration company. In addition, their calibration is verified prior to each weighing using NIST and/or NRC traceable external weights. All volumetric glassware used is of Class A tolerance and has been tested according to the appropriate ASTM procedures, which are ultimately traceable to NIST. For certain products, traceability to international interlaboratory studies has also been established.

EXPIRY DATE / PERIOD OF VALIDITY:

Ongoing stability studies of this product have demonstrated stability in its composition and concentration for the period of time specified by the expiry date in the unopened ampoule. Monitoring for any degradation or change in concentration of the listed analyte(s) is performed on a routine basis.

LIMITED WARRANTY:

At the time of shipment, all products are warranted to be free of defects in material and workmanship and to conform to the stated technical and purity specifications.

QUALITY MANAGEMENT:

This product was produced using a Quality Management System registered to ISO 9001:2008 by SAI Global, ISO/IEC 17025:2005 by the Canadian Association for Laboratory Accreditation Inc. (CALA; A 1226), and ISO GUIDE 34:2009 by ACLASS (certificate number AR-1523).

CALA Testing Accreditation No. A 1226

ACLASS ACCREDITED REFERENCE MATERIAL PRODUCER

For additional information or assistance concerning this or any other products from Wellington Laboratories Inc., please visit our website at www.well-labs.com or contact us directly at info@well-labs.com

Figure 1: **L-PFOS; LC/MS Data (TIC and Mass Spectrum)**

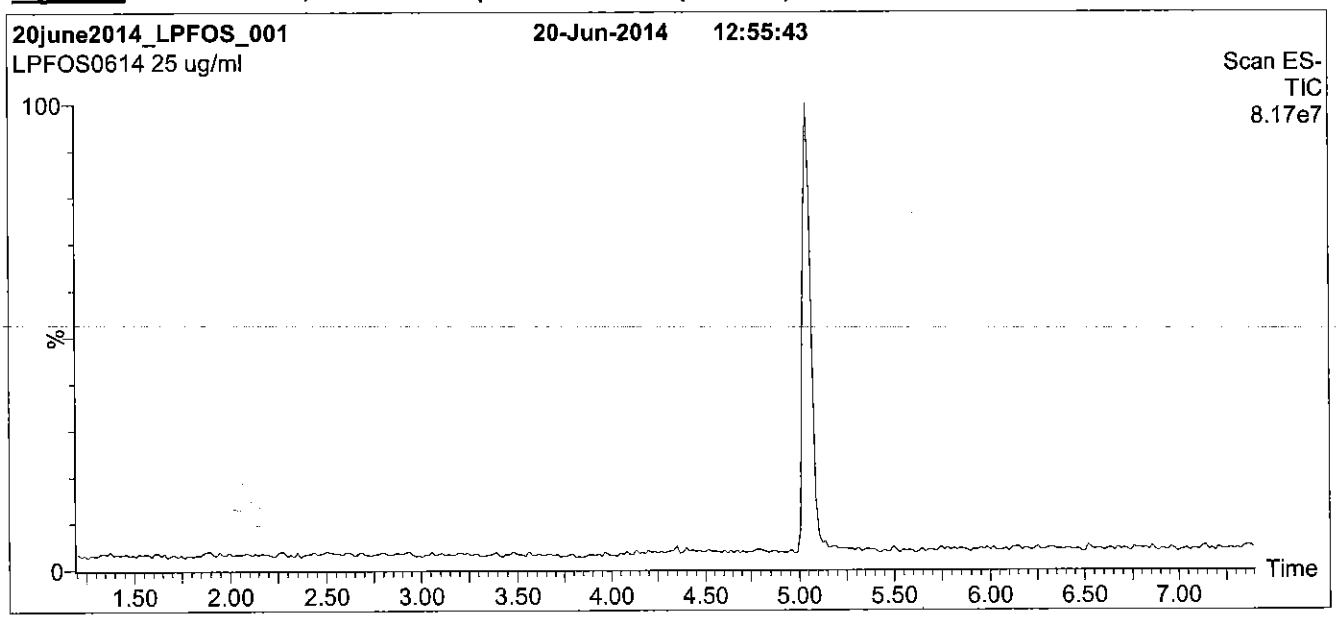

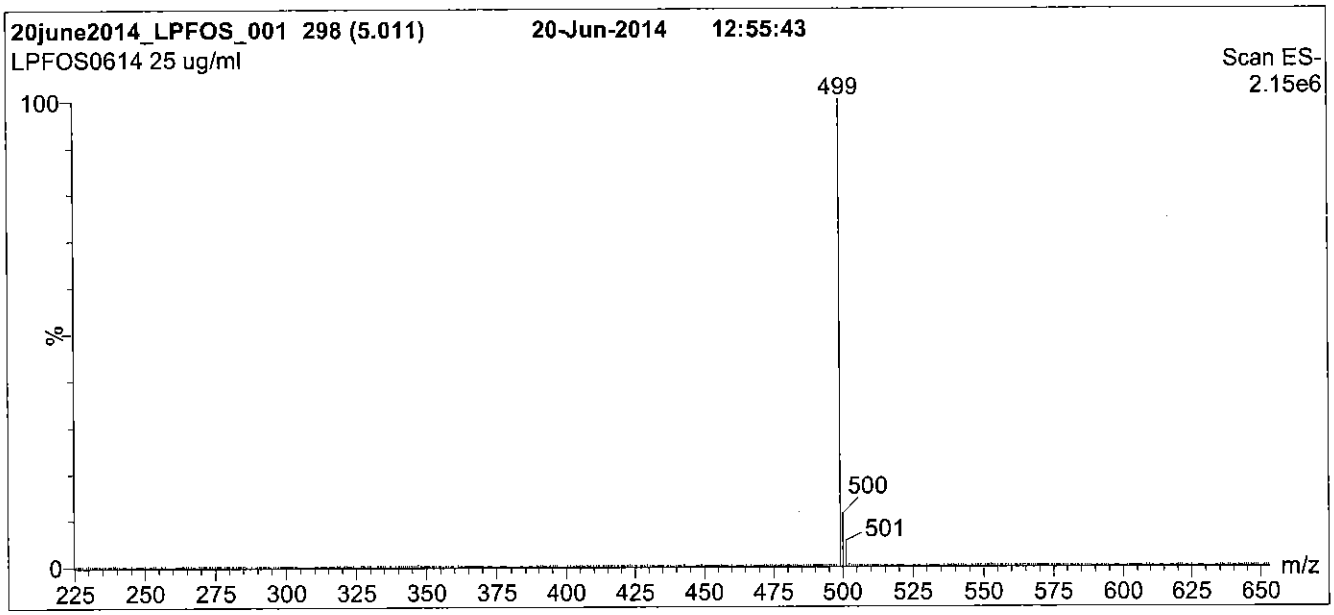

Conditions for Figure 1:

LC: **Waters Acquity Ultra Performance LC**
MS: **Micromass Quattro *micro* API MS**

Chromatographic Conditions

Column: Acquity UPLC BEH Shield RP_{18}
1.7 µm, 2.1 x 100 mm

Mobile phase: Gradient
Start: 45% (80:20 MeOH:ACN) / 55% H_2O
(both with 10 mM NH_4OAc buffer)
Ramp to 90% organic over 7 min and hold for 1.5 min
before returning to initial conditions in 0.5 min.
Time: 10 min

Flow: 300 µl/min

MS Parameters

Experiment: Full Scan (225 - 950 amu)

Source: Electrospray (negative)
Capillary Voltage (kV) = 2.00
Cone Voltage (V) = 60.00
Cone Gas Flow (l/hr) = 50
Desolvation Gas Flow (l/hr) = 750

Figure 2: **L-PFOS; LC/MS/MS Data (Selected MRM Transitions)**

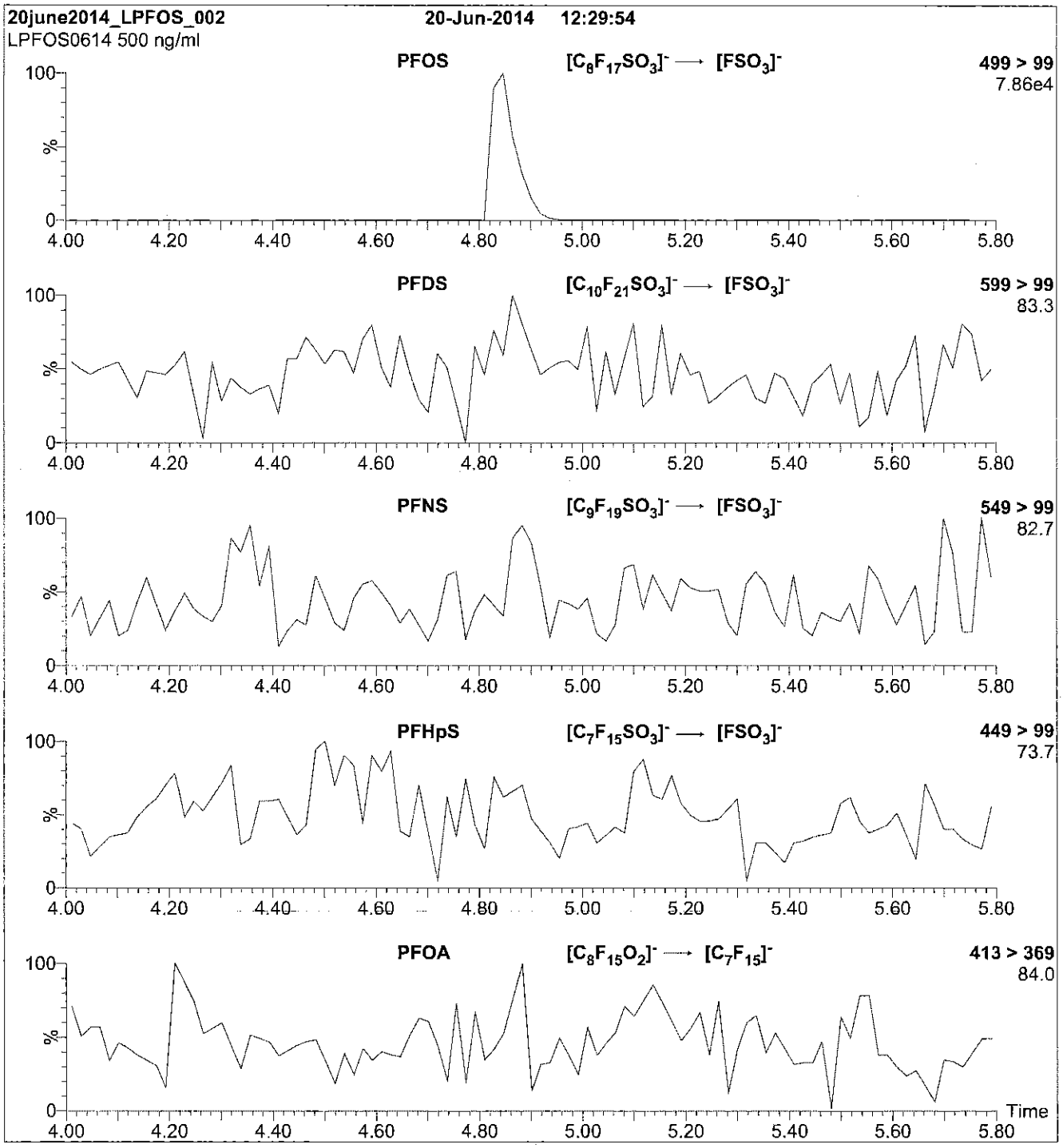

Conditions for Figure 2:

Injection: Direct loop injection
10 µl (500 ng/ml L-PFOS)

Mobile phase: Isocratic 80% (80:20 MeOH:ACN) / 20% H_2O
(both with 10 mM NH_4OAc buffer)

Flow: 300 µl/min

MS Parameters

Collision Gas (mbar) = 3.43e-3
Collision Energy (eV) = 40

Reagent

LCPFOSA_00005

rl 2/11/15 8V

WELLINGTON LABORATORIES

CERTIFICATE OF ANALYSIS DOCUMENTATION

PRODUCT CODE: FOSA-I

COMPOUND: Perfluoro-1-octanesulfonamide

LOT NUMBER: FOSA0714I

STRUCTURE:

CAS #: 754-91-6

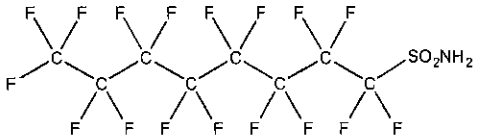

MOLECULAR FORMULA: $C_8H_2F_{17}NO_2S$

CONCENTRATION: 50 ± 2.5 µg/ml

CHEMICAL PURITY: >98%

LAST TESTED: (mm/dd/yyyy) 07/31/2014

EXPIRY DATE: (mm/dd/yyyy) Stability studies ongoing

RECOMMENDED STORAGE: Refrigerate ampoule

MOLECULAR WEIGHT: 499.14

SOLVENT(S): Isopropanol

DOCUMENTATION/ DATA ATTACHED:

Figure 1: LC/MS Data (TIC and Mass Spectrum)
Figure 2: LC/MS/MS Data (Selected MRM Transitions)

ADDITIONAL INFORMATION:

- See page 2 for further details.

FOR LABORATORY USE ONLY: NOT FOR HUMAN OR DRUG USE

Certified By: B.G. Chittim

Date: 08/05/2014 (mm/dd/yyyy)

Wellington Laboratories Inc., 345 Southgate Dr. Guelph ON N1G 3M5 CANADA
519-822-2436 • Fax: 519-822-2849 • info@well-labs.com

INTENDED USE:

The products prepared by Wellington Laboratories Inc. are for laboratory use only. They are designed to be used as reference standards for the identification and/or quantification of specific chemical compound(s).

HAZARDS:

This product should only be used by qualified personnel familiar with its potential hazards and trained in the handling of hazardous chemicals. Due care should be exercised to prevent unnecessary human contact or ingestion. All procedures should be carried out in a well-functioning fume hood and suitable gloves, eye protection and clothing should be worn at all times. Waste should be disposed of according to national and regional regulations. Material Safety Data Sheets (MSDSs) are available upon request.

SYNTHESIS / CHARACTERIZATION:

Where possible, all of our products are synthesized using single-product, unambiguous routes. They are then characterized, and their structures and purities confirmed, using a combination of the most relevant techniques, such as NMR, GC/MS, LC/MS/MS, x-ray crystallography and melting point. Isotopic purities of mass-labelled compounds are also confirmed using HRGC/HRMS and/or LC/MS/MS.

HOMOGENEITY:

Prior to solution preparation, crystalline material is tested for homogeneity using a variety of techniques (as stated above) and its solubility in a given diluent is taken into consideration. Duplicate solutions of a new product are prepared from the same crystalline lot and, after the addition of an appropriate internal standard, they are compared by GC/MS and/or LC/MS/MS. The relative response factors of the analyte of interest in each solution are required to be <5% RSD. New solution lots of existing products are compared to older lots in the same manner, which further confirms the homogeneity of the crystalline material as well as the stability and homogeneity of the solutions in the storage containers.

UNCERTAINTY:

The maximum combined relative standard uncertainty of our reference standard solutions is calculated using the following equation:

The combined relative standard uncertainty, $u_c(y)$, of a value y and the uncertainty of the independent parameters x_1, x_2,...x_n on which it depends is:

$$u_c(y(x_1, x_2, ...x_n)) = \sqrt{\sum_{i=1}^{n} u(y, x_i)^2}$$

where x is expressed as a relative standard uncertainty of the individual parameter.

The individual uncertainties taken into account include those associated with weights (calibration of the balance) and volumes (calibration of the volumetric glassware). An expanded maximum combined percent relative uncertainty of ±5% (calculated with a coverage factor of 2 and a level of confidence of 95%) is stated on the Certificate of Analysis for all our products.

TRACEABILITY:

All reference standard solutions are traceable to specific crystalline lots. The microbalances used for solution preparation are regularly tested by an external, ISO/IEC 17025:2005 accredited calibration company. In addition, their calibration is verified prior to each weighing using NIST and/or NRC traceable external weights. All volumetric glassware used is of Class A tolerance and has been tested according to the appropriate ASTM procedures, which are ultimately traceable to NIST. For certain products, traceability to international interlaboratory studies has also been established.

EXPIRY DATE / PERIOD OF VALIDITY:

Ongoing stability studies of this product have demonstrated stability in its composition and concentration for the period of time specified by the expiry date in the unopened ampoule. Monitoring for any degradation or change in concentration of the listed analyte(s) is performed on a routine basis.

LIMITED WARRANTY:

At the time of shipment, all products are warranted to be free of defects in material and workmanship and to conform to the stated technical and purity specifications.

QUALITY MANAGEMENT:

This product was produced using a Quality Management System registered to ISO 9001:2008 by SAI Global, ISO/IEC 17025:2005 by the Canadian Association for Laboratory Accreditation Inc. (CALA; A 1226), and ISO GUIDE 34:2009 by ACLASS (certificate number AR-1523).

CALA Testing Accreditation No. A1226

ACLASS ACCREDITED REFERENCE MATERIAL PRODUCER

For additional information or assistance concerning this or any other products from Wellington Laboratories Inc., please visit our website at www.well-labs.com or contact us directly at info@well-labs.com

Figure 1: **FOSA-I; LC/MS Data (TIC and Mass Spectrum)**

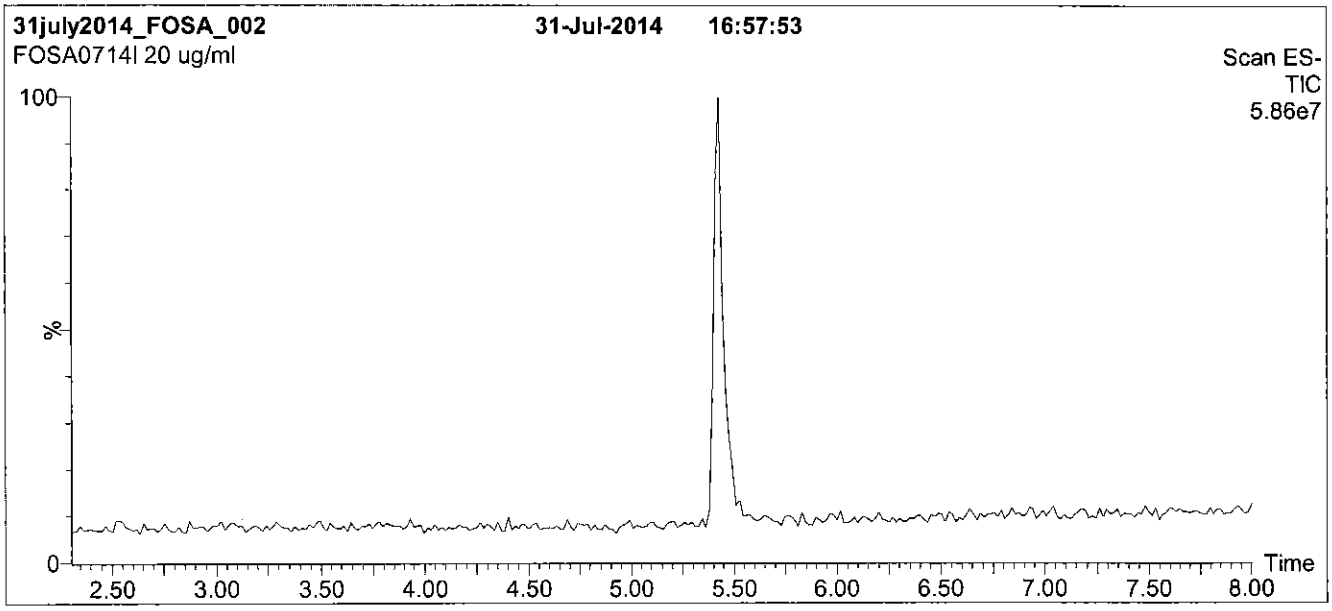

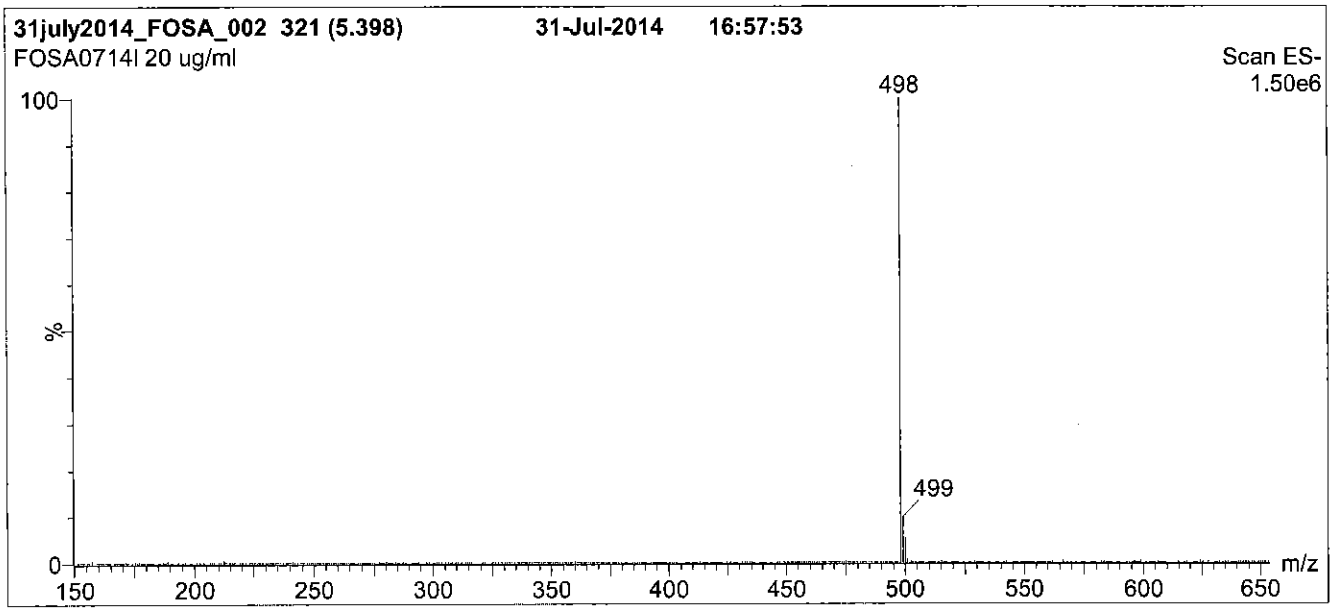

Conditions for Figure 1:

LC: **Waters Acquity Ultra Performance LC**
MS: **Micromass Quattro *micro* API MS**

Chromatographic Conditions

Column: Acquity UPLC BEH C_{18}
1.7 µm, 2.1 x 100 mm

Mobile phase: Gradient
Start: 55% (80:20 MeOH:ACN) / 45% H_2O
(both with 10 mM NH_4OAc buffer)
Ramp to 90% organic over 7 min and hold for 2 min
before returning to initial conditions in 0.5 min.
Time: 10 min

Flow: 300 µl/min

MS Parameters

Experiment: Full Scan (150 - 950 amu)

Source: Electrospray (negative)
Capillary Voltage (kV) = 2.50
Cone Voltage (V) = 40.00
Cone Gas Flow (l/hr) = 50
Desolvation Gas Flow (l/hr) = 750

Figure 2: **FOSA-I; LC/MS/MS Data (Selected MRM Transitions)**

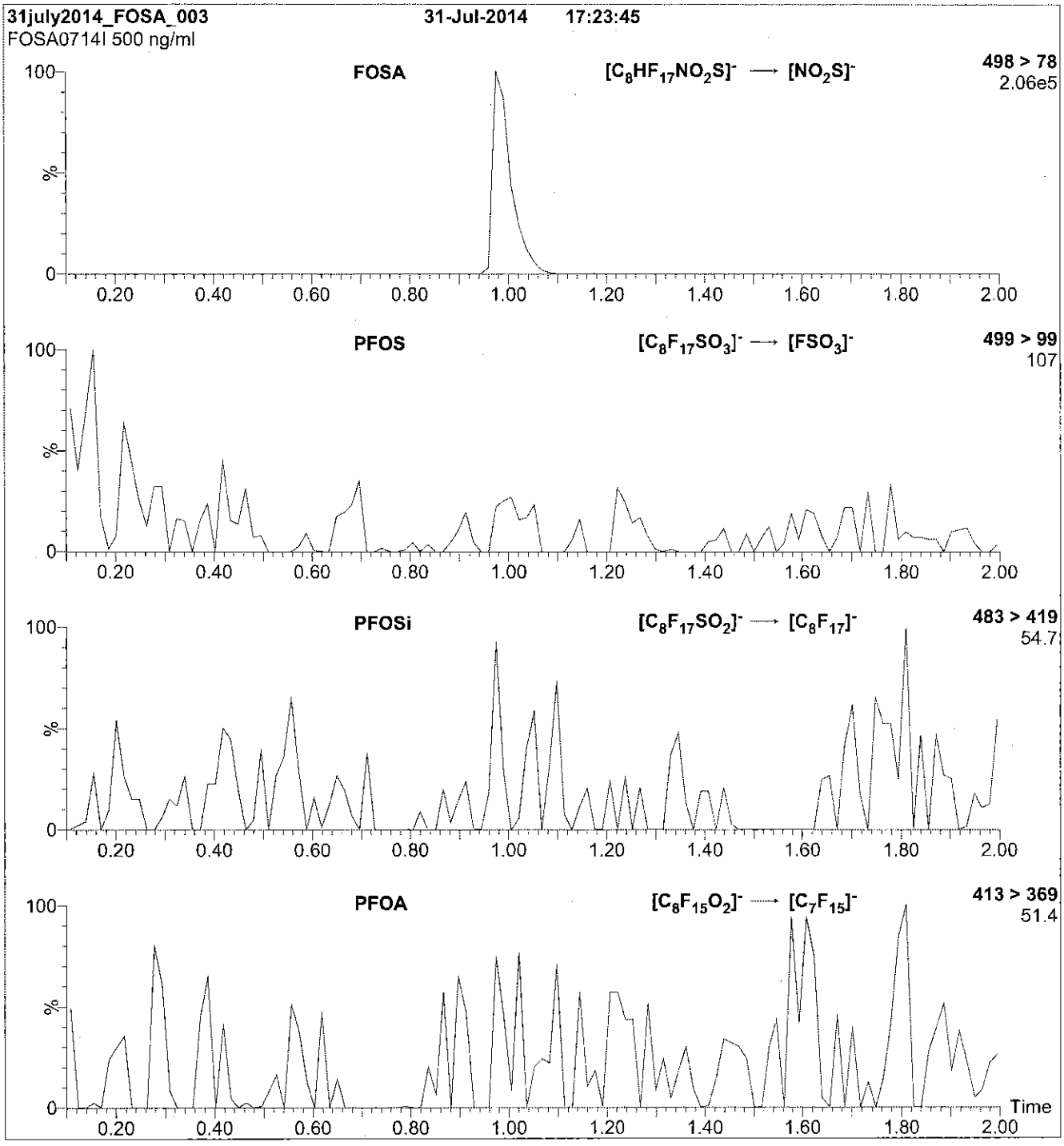

Conditions for Figure 2:

Injection: Direct loop injection
10 µl (500 ng/ml FOSA-I)

Mobile phase: Isocratic 80% (80:20 MeOH:ACN) / 20% H_2O
(both with 10 mM NH_4OAc buffer)

Flow: 300 µl/min

MS Parameters

Collision Gas (mbar) = 3.58e-3
Collision Energy (eV) = 30

Reagent

LCPFOSA_00006

Rec 12/30/15 CW

WELLINGTON LABORATORIES

CERTIFICATE OF ANALYSIS
DOCUMENTATION

PRODUCT CODE: FOSA-I
COMPOUND: Perfluoro-1-octanesulfonamide
LOT NUMBER: FOSA0815I

STRUCTURE:

CAS #: 754-91-6

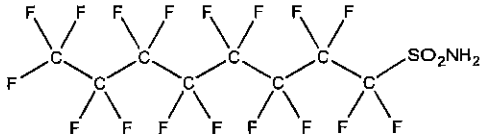

MOLECULAR FORMULA:	$C_8H_2F_{17}NO_2S$	**MOLECULAR WEIGHT:**	499.14
CONCENTRATION:	50 ± 2.5 µg/ml	**SOLVENT(S):**	Isopropanol
CHEMICAL PURITY:	>98%		
LAST TESTED: (mm/dd/yyyy)	09/02/2015		
EXPIRY DATE: (mm/dd/yyyy)	09/02/2017		
RECOMMENDED STORAGE:	Refrigerate ampoule		

DOCUMENTATION/ DATA ATTACHED:

Figure 1: LC/MS Data (TIC and Mass Spectrum)
Figure 2: LC/MS/MS Data (Selected MRM Transitions)

ADDITIONAL INFORMATION:

- See page 2 for further details.

FOR LABORATORY USE ONLY: NOT FOR HUMAN OR DRUG USE

Certified By: B.G. Chittim **Date:** 09/11/2015 (mm/dd/yyyy)

Wellington Laboratories Inc., 345 Southgate Dr. Guelph ON N1G 3M5 CANADA
519-822-2436 • Fax: 519-822-2849 • info@well-labs.com

INTENDED USE:

The products prepared by Wellington Laboratories Inc. are for laboratory use only. This certified reference material (CRM) was designed to be used as a standard for the identification and/or quantification of the specific chemical compound it contains.

HAZARDS:

This product should only be used by qualified personnel familiar with its potential hazards and trained in the handling of hazardous chemicals. Due care should be exercised to prevent unnecessary human contact or ingestion. All procedures should be carried out in a well-functioning fume hood and suitable gloves, eye protection, and clothing should be worn at all times. Waste should be disposed of according to national and regional regulations. Safety Data Sheets (SDSs) are available upon request.

SYNTHESIS / CHARACTERIZATION:

Where possible, all of our products are synthesized using single-product unambiguous routes. They are then characterized, and their structures and purities confirmed, using a combination of the most relevant techniques, such as NMR, GC/MS, LC/MS/MS, SFC/UV/MS/MS, x-ray crystallography, and melting point. Isotopic purities of mass-labelled compounds are also confirmed using HRGC/HRMS and/or LC/MS/MS.

HOMOGENEITY:

Prior to solution preparation, crystalline material is tested for homogeneity using a variety of techniques (as stated above) and its solubility in a given diluent is taken into consideration. Duplicate solutions of a new product are prepared from the same crystalline lot and, after the addition of an appropriate internal standard, they are compared by GC/MS, LC/MS/MS and/or SFC/UV/MS/MS. The relative response factors of the analyte of interest in each solution are required to be <5% RSD. New solution lots of existing products are compared to older lots in the same manner, which further confirms the homogeneity of the crystalline material as well as the stability and homogeneity of the solutions in the storage containers.

UNCERTAINTY:

The maximum combined relative standard uncertainty of our reference standard solutions is calculated using the following equation:

The combined relative standard uncertainty, $u_c(y)$, of a value y and the uncertainty of the independent parameters x_1, x_2,...x_n on which it depends is:

$$u_c(y(x_1, x_2, \ldots x_n)) = \sqrt{\sum_{i=1}^{n} u(y, x_i)^2}$$

where x is expressed as a relative standard uncertainty of the individual parameter.

The individual uncertainties taken into account include those associated with weights (calibration of the balance) and volumes (calibration of the volumetric glassware). An expanded maximum combined percent relative uncertainty of ±5% (calculated with a coverage factor of 2 and a level of confidence of 95%) is stated on the Certificate of Analysis for all of our products.

TRACEABILITY:

All reference standard solutions are traceable to specific crystalline lots. The microbalances used for solution preparation are regularly tested by an external ISO/IEC 17025 accredited calibration company. In addition, their calibration is verified prior to each weighing using NIST and/or NRC traceable external weights. All volumetric glassware used is of Class A tolerance and has been tested according to the appropriate ASTM procedures, which are ultimately traceable to NIST. For certain products, traceability to international interlaboratory studies has also been established.

EXPIRY DATE / PERIOD OF VALIDITY:

Ongoing stability studies of this product have demonstrated stability in its composition and concentration, until the specified expiry date, in the unopened ampoule. Monitoring for any degradation or change in concentration of the listed analyte(s) is performed on a routine basis.

LIMITED WARRANTY:

At the time of shipment, all products are warranted to be free of defects in material and workmanship and to conform to the stated technical and purity specifications.

QUALITY MANAGEMENT:

This product was produced using a Quality Management System registered to the latest versions of ISO 9001 by SAI Global, ISO/IEC 17025 by the Canadian Association for Laboratory Accreditation Inc. (CALA; A 1226), and ISO GUIDE 34 by ANSI-ASQ National Accreditation Board (ANAB; AR-1523).

CALA Testing Accreditation No. A1226

ANAB ACCREDITED ISO 17025 AR REFERENCE MATERIAL PRODUCER

For additional information or assistance concerning this or any other products from Wellington Laboratories Inc., please visit our website at www.well-labs.com or contact us directly at info@well-labs.com

Figure 1: **FOSA-I; LC/MS Data (TIC and Mass Spectrum)**

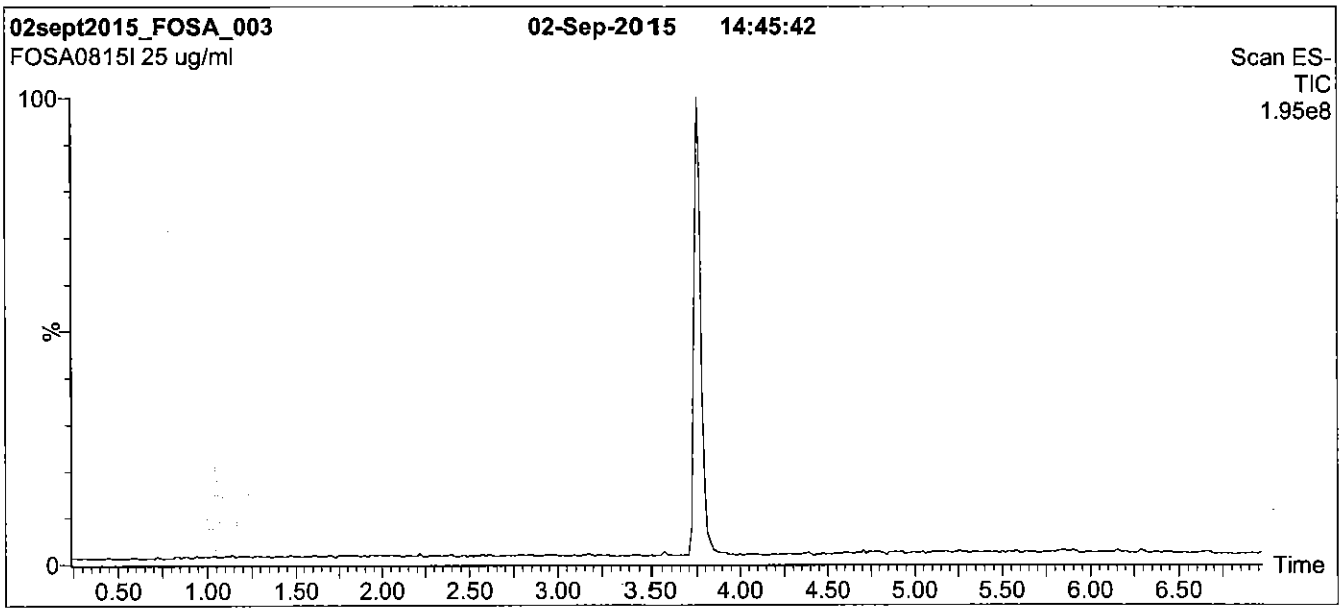

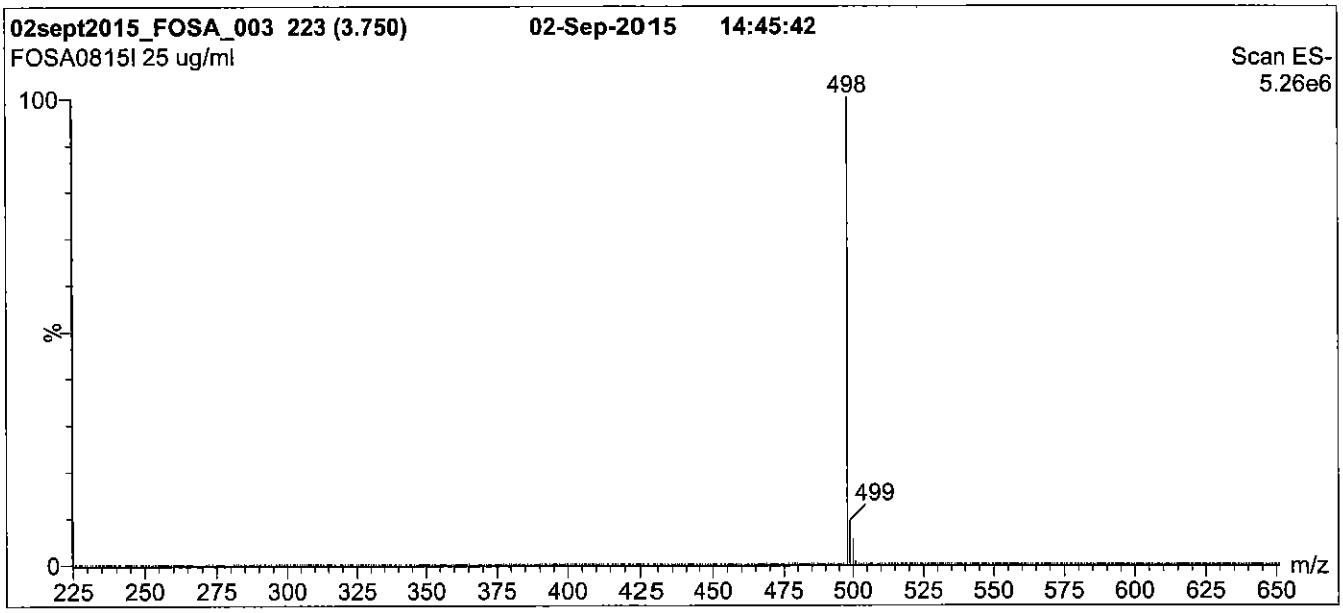

Conditions for Figure 1:

LC: **Waters Acquity Ultra Performance LC**
MS: **Micromass Quattro *micro* API MS**

Chromatographic Conditions

Column: Acquity UPLC BEH Shield RP_{18}
1.7 µm, 2.1 x 100 mm

Mobile phase: Gradient
Start: 60% (80:20 MeOH:ACN) / 40% H_2O
(both with 10 mM NH_4OAc buffer)
Ramp to 90% organic over 7 min and hold for 1.5 min
before returning to initial conditions in 0.5 min.
Time: 10 min

Flow: 300 µl/min

MS Parameters

Experiment: Full Scan (225 - 850 amu)

Source: Electrospray (negative)
Capillary Voltage (kV) = 2.50
Cone Voltage (V) = 40.00
Cone Gas Flow (l/hr) = 50
Desolvation Gas Flow (l/hr) = 750

Figure 2: **FOSA-I; LC/MS/MS Data (Selected MRM Transitions)**

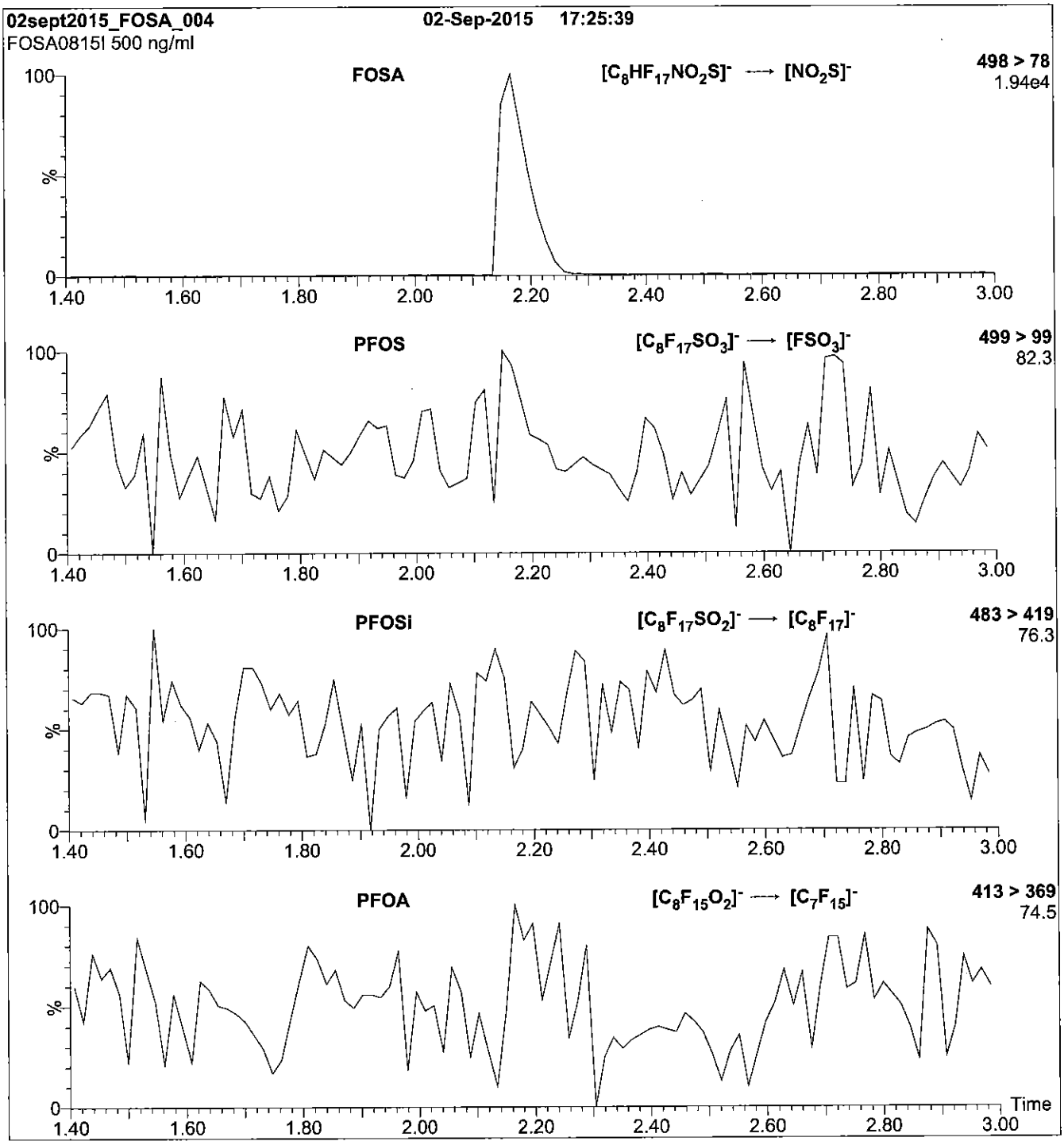

Conditions for Figure 2:

Injection: Direct loop injection
10 µl (500 ng/ml FOSA-I)

Mobile phase: Isocratic 80% (80:20 MeOH:ACN) / 20% H_2O
(both with 10 mM NH_4OAc buffer)

Flow: 300 µl/min

MS Parameters

Collision Gas (mbar) = 3.54e-3
Collision Energy (eV) = 30

Reagent

LCPFPeA_00003

Rec 7/15/14

WELLINGTON LABORATORIES

CERTIFICATE OF ANALYSIS
DOCUMENTATION

PRODUCT CODE: PFPeA
COMPOUND: Perfluoro-n-pentanoic acid
LOT NUMBER: PFPeA0113

STRUCTURE:
CAS #: 2706-90-3

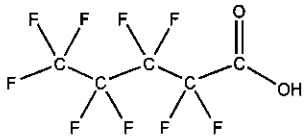

MOLECULAR FORMULA: $C_5HF_9O_2$
MOLECULAR WEIGHT: 264.05
CONCENTRATION: 50 ± 2.5 µg/ml
SOLVENT(S): Methanol
Water (<1%)

CHEMICAL PURITY: >98%
LAST TESTED: (mm/dd/yyyy) 01/03/2013
EXPIRY DATE: (mm/dd/yyyy) 01/03/2018
RECOMMENDED STORAGE: Store ampoule in a cool, dark place

DOCUMENTATION/ DATA ATTACHED:

Figure 1: LC/MS Data (TIC and Mass Spectrum)
Figure 2: LC/MS/MS Data (Selected MRM Transitions)

ADDITIONAL INFORMATION:

- See page 2 for further details.
- Contains 4 mole eq. of NaOH to prevent conversion of the carboxylic acid to the methyl ester.
- Contains ~ 0.3% of Perfluoro-n-heptanoic acid (PFHpA) and ~ 0.2% of $C_5H_2F_8O_2$ (hydrido - derivative) as measured by ^{19}F NMR.

FOR LABORATORY USE ONLY: NOT FOR HUMAN OR DRUG USE

Certified By: B.G. Chittim **Date:** 01/14/2013 (mm/dd/yyyy)

Wellington Laboratories Inc., 345 Southgate Dr. Guelph ON N1G 3M5 CANADA
519-822-2436 • Fax: 519-822-2849 • info@well-labs.com

INTENDED USE:

The products prepared by Wellington Laboratories Inc. are for laboratory use only. They are designed to be used as reference standards for the identification and/or quantification of specific chemical compound(s).

HAZARDS:

This product should only be used by qualified personnel familiar with its potential hazards and trained in the handling of hazardous chemicals. Due care should be exercised to prevent unnecessary human contact or ingestion. All procedures should be carried out in a well-functioning fume hood and suitable gloves, eye protection and clothing should be worn at all times. Waste should be disposed of according to national and regional regulations. Material Safety Data Sheets (MSDSs) are available upon request.

SYNTHESIS / CHARACTERIZATION:

Where possible, all of our products are synthesized using single-product, unambiguous routes. They are then characterized, and their structures and purities confirmed, using a combination of the most relevant techniques, such as NMR, GC/MS, LC/MS/MS, x-ray crystallography and melting point. Isotopic purities of mass-labelled compounds are also confirmed using HRGC/HRMS and/or LC/MS/MS.

HOMOGENEITY:

Prior to solution preparation, crystalline material is tested for homogeneity using a variety of techniques (as stated above) and its solubility in a given diluent is taken into consideration. Duplicate solutions of a new product are prepared from the same crystalline lot and, after the addition of an appropriate internal standard, they are compared by GC/MS and/or LC/MS/MS. The relative response factors of the analyte of interest in each solution are required to be <5% RSD. New solution lots of existing products are compared to older lots in the same manner, which further confirms the homogeneity of the crystalline material as well as the stability and homogeneity of the solutions in the storage containers.

UNCERTAINTY:

The maximum combined relative standard uncertainty of our reference standard solutions is calculated using the following equation:

The combined relative standard uncertainty, $u_c(y)$, of a value y and the uncertainty of the independent parameters x_1, x_2,...x_n on which it depends is:

$$u_c(y(x_1, x_2, ...x_n)) = \sqrt{\sum_{i=1}^{n} u(y, x_i)^2}$$

where x is expressed as a relative standard uncertainty of the individual parameter.

The individual uncertainties taken into account include those associated with weights (calibration of the balance) and volumes (calibration of the volumetric glassware). An expanded maximum combined percent relative uncertainty of ±5% (calculated with a coverage factor of 2 and a level of confidence of 95%) is stated on the Certificate of Analysis for all our products.

TRACEABILITY:

All reference standard solutions are traceable to specific crystalline lots. The microbalances used for solution preparation are regularly tested by an external, ISO/IEC 17025:2005 accredited calibration company. In addition, their calibration is verified prior to each weighing using NIST and/or NRC traceable external weights. All volumetric glassware used is of Class A tolerance and has been tested according to the appropriate ASTM procedures, which are ultimately traceable to NIST. For certain products, traceability to international interlaboratory studies has also been established.

EXPIRY DATE / PERIOD OF VALIDITY:

Ongoing stability studies of this product have demonstrated stability in its composition and concentration for the period of time specified by the expiry date in the unopened ampoule. Monitoring for any degradation or change in concentration of the listed analyte(s) is performed on a routine basis.

LIMITED WARRANTY:

At the time of shipment, all products are warranted to be free of defects in material and workmanship and to conform to the stated technical and purity specifications.

QUALITY MANAGEMENT:

This product was produced using a Quality Management System registered to ISO 9001:2008 by SAI Global, ISO/IEC 17025:2005 by the Canadian Association for Laboratory Accreditation Inc. (CALA; A 1226), and ISO GUIDE 34:2009 by ACLASS (certificate number AR-1523).

CALA Testing Accreditation No. A 1226

ACLASS ACCREDITED REFERENCE MATERIAL PRODUCER

For additional information or assistance concerning this or any other products from Wellington Laboratories Inc., please visit our website at www.well-labs.com or contact us directly at info@well-labs.com

Figure 1: **PFPeA; LC/MS Data (TIC and Mass Spectrum)**

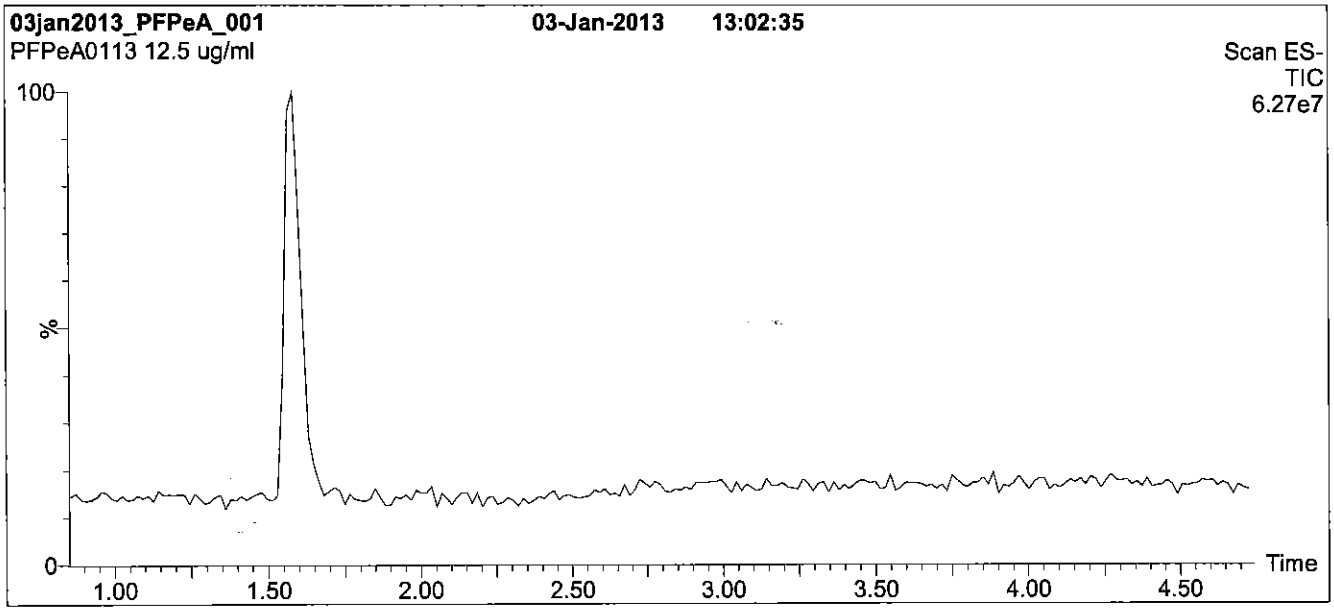

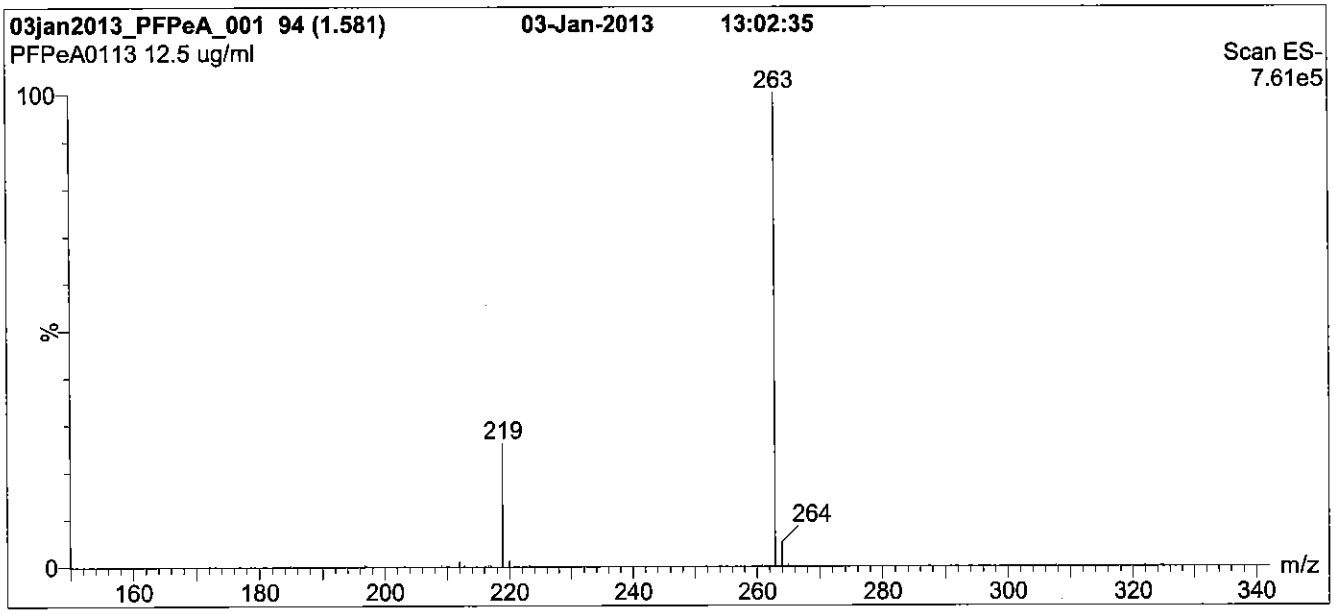

Conditions for Figure 1:

LC: **Waters Acquity Ultra Performance LC**
MS: **Micromass Quattro *micro* API MS**

Chromatographic Conditions

Column: Acquity UPLC BEH Shield RP_{18}
1.7 µm, 2.1 x 100 mm

Mobile phase: Gradient
Start: 40% (80:20 MeOH:ACN) / 60% H_2O
(both with 10 mM NH_4OAc buffer)
Ramp to 90% organic over 7 min and hold for 2 min before returning to initial conditions in 0.5 min.
Time: 10 min

Flow: 300 µl/min

MS Parameters

Experiment: Full Scan (150 - 850 amu)

Source: Electrospray (negative)
Capillary Voltage (kV) = 2.00
Cone Voltage (V) = 15.00
Cone Gas Flow (l/hr) = 60
Desolvation Gas Flow (l/hr) = 750

Figure 2: **PFPeA; LC/MS/MS Data (Selected MRM Transitions)**

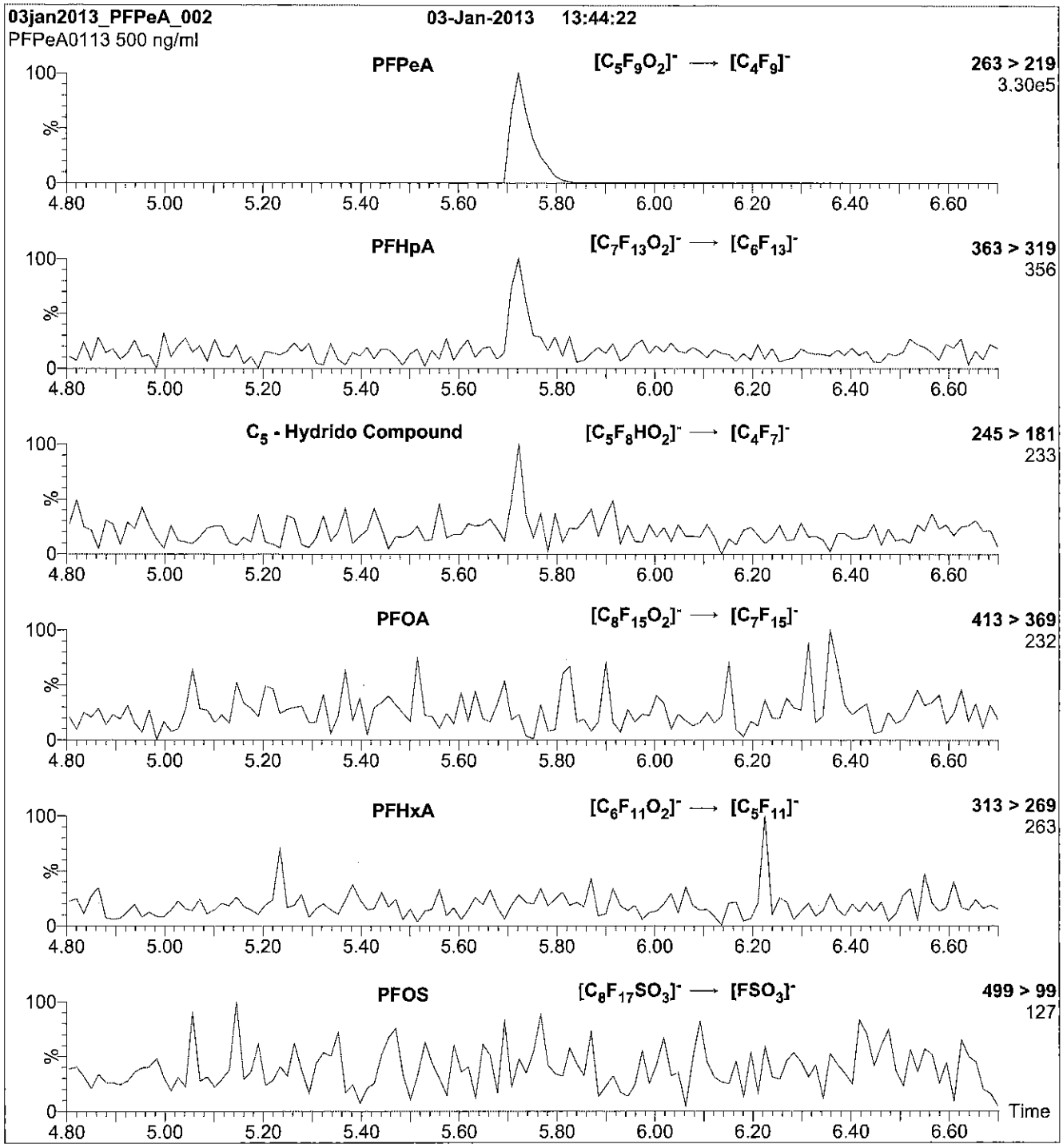

Conditions for Figure 2:

Injection: Direct loop injection
10 µl (500 ng/ml PFPeA)

Mobile phase: Isocratic 70% (80:20 MeOH:ACN) / 30% H_2O
(both with 10 mM NH_4OAc buffer)

Flow: 300 µl/min

MS Parameters

Collision Gas (mbar) = 3.35e-3
Collision Energy (eV) = 9

Reagent

LCPFPeA_00004

Rec: 12/30/15 aw

WELLINGTON LABORATORIES

CERTIFICATE OF ANALYSIS
DOCUMENTATION

PRODUCT CODE:	PFPeA	**LOT NUMBER:**	PFPeA0115
COMPOUND:	Perfluoro-n-pentanoic acid		
STRUCTURE:		**CAS #:**	2706-90-3

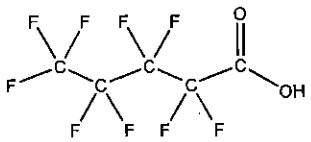

MOLECULAR FORMULA:	$C_5HF_9O_2$	**MOLECULAR WEIGHT:**	264.05
CONCENTRATION:	50 ± 2.5 µg/ml	**SOLVENT(S):**	Methanol Water (<1%)
CHEMICAL PURITY:	>98%		
LAST TESTED: (mm/dd/yyyy)	01/30/2015		
EXPIRY DATE: (mm/dd/yyyy)	01/30/2020		
RECOMMENDED STORAGE:	Store ampoule in a cool, dark place		

DOCUMENTATION/ DATA ATTACHED:

Figure 1: LC/MS Data (TIC and Mass Spectrum)
Figure 2: LC/MS/MS Data (Selected MRM Transitions)

ADDITIONAL INFORMATION:

- See page 2 for further details.
- Contains 4 mole eq. of NaOH to prevent conversion of the carboxylic acid to the methyl ester.
- Contains ~ 0.3% of Perfluoro-n-heptanoic acid (PFHpA) and ~ 0.2% of $C_5H_2F_8O_2$ (hydrido - derivative) as measured by ^{19}F NMR.

FOR LABORATORY USE ONLY: NOT FOR HUMAN OR DRUG USE

Certified By: B.G. Chittim **Date:** 03/26/2015 (mm/dd/yyyy)

Wellington Laboratories Inc., 345 Southgate Dr. Guelph ON N1G 3M5 CANADA
519-822-2436 • Fax: 519-822-2849 • info@well-labs.com

INTENDED USE:

The products prepared by Wellington Laboratories Inc. are for laboratory use only. This certified reference material (CRM) was designed to be used as a standard for the identification and/or quantification of the specific chemical compound it contains.

HAZARDS:

This product should only be used by qualified personnel familiar with its potential hazards and trained in the handling of hazardous chemicals. Due care should be exercised to prevent unnecessary human contact or ingestion. All procedures should be carried out in a well-functioning fume hood and suitable gloves, eye protection, and clothing should be worn at all times. Waste should be disposed of according to national and regional regulations. Safety Data Sheets (SDSs) are available upon request.

SYNTHESIS / CHARACTERIZATION:

Where possible, all of our products are synthesized using single-product unambiguous routes. They are then characterized, and their structures and purities confirmed, using a combination of the most relevant techniques, such as NMR, GC/MS, LC/MS/MS, SFC/UV/MS/MS, x-ray crystallography, and melting point. Isotopic purities of mass-labelled compounds are also confirmed using HRGC/HRMS and/or LC/MS/MS.

HOMOGENEITY:

Prior to solution preparation, crystalline material is tested for homogeneity using a variety of techniques (as stated above) and its solubility in a given diluent is taken into consideration. Duplicate solutions of a new product are prepared from the same crystalline lot and, after the addition of an appropriate internal standard, they are compared by GC/MS, LC/MS/MS and/or SFC/UV/MS/MS. The relative response factors of the analyte of interest in each solution are required to be <5% RSD. New solution lots of existing products are compared to older lots in the same manner, which further confirms the homogeneity of the crystalline material as well as the stability and homogeneity of the solutions in the storage containers.

UNCERTAINTY:

The maximum combined relative standard uncertainty of our reference standard solutions is calculated using the following equation:

The combined relative standard uncertainty, $u_c(y)$, of a value y and the uncertainty of the independent parameters x_1, x_2,...x_n on which it depends is:

$$u_c(y(x_1, x_2, ...x_n)) = \sqrt{\sum_{i=1}^{n} u(y, x_i)^2}$$

where x is expressed as a relative standard uncertainty of the individual parameter.

The individual uncertainties taken into account include those associated with weights (calibration of the balance) and volumes (calibration of the volumetric glassware). An expanded maximum combined percent relative uncertainty of ±5% (calculated with a coverage factor of 2 and a level of confidence of 95%) is stated on the Certificate of Analysis for all of our products.

TRACEABILITY:

All reference standard solutions are traceable to specific crystalline lots. The microbalances used for solution preparation are regularly tested by an external ISO/IEC 17025 accredited calibration company. In addition, their calibration is verified prior to each weighing using NIST and/or NRC traceable external weights. All volumetric glassware used is of Class A tolerance and has been tested according to the appropriate ASTM procedures, which are ultimately traceable to NIST. For certain products, traceability to international interlaboratory studies has also been established.

EXPIRY DATE / PERIOD OF VALIDITY:

Ongoing stability studies of this product have demonstrated stability in its composition and concentration, until the specified expiry date, in the unopened ampoule. Monitoring for any degradation or change in concentration of the listed analyte(s) is performed on a routine basis.

LIMITED WARRANTY:

At the time of shipment, all products are warranted to be free of defects in material and workmanship and to conform to the stated technical and purity specifications.

QUALITY MANAGEMENT:

This product was produced using a Quality Management System registered to the latest versions of ISO 9001 by SAI Global, ISO/IEC 17025 by the Canadian Association for Laboratory Accreditation Inc. (CALA; A 1226), and ISO GUIDE 34 by ANSI-ASQ National Accreditation Board (ANAB; AR-1523).

CALA Testing Accreditation No. 1226

ANAB ACCREDITED ISO 17025 REFERENCE MATERIAL PRODUCER

For additional information or assistance concerning this or any other products from Wellington Laboratories Inc., please visit our website at www.well-labs.com or contact us directly at info@well-labs.com

Figure 1: **PFPeA; LC/MS Data (TIC and Mass Spectrum)**

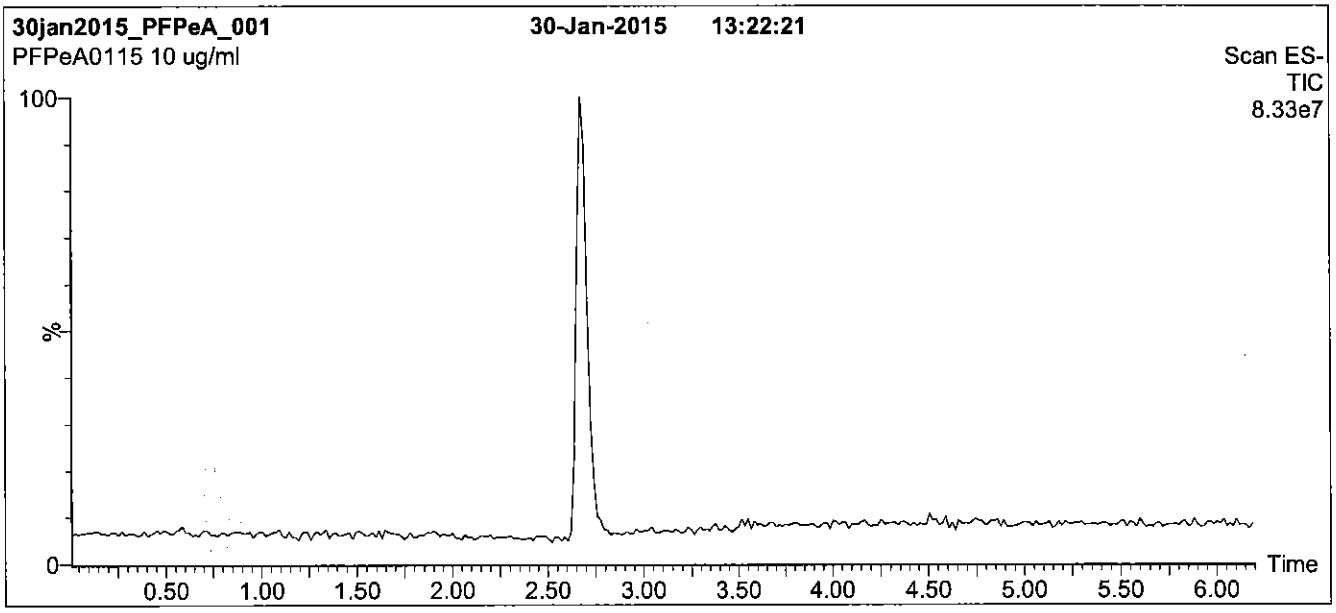

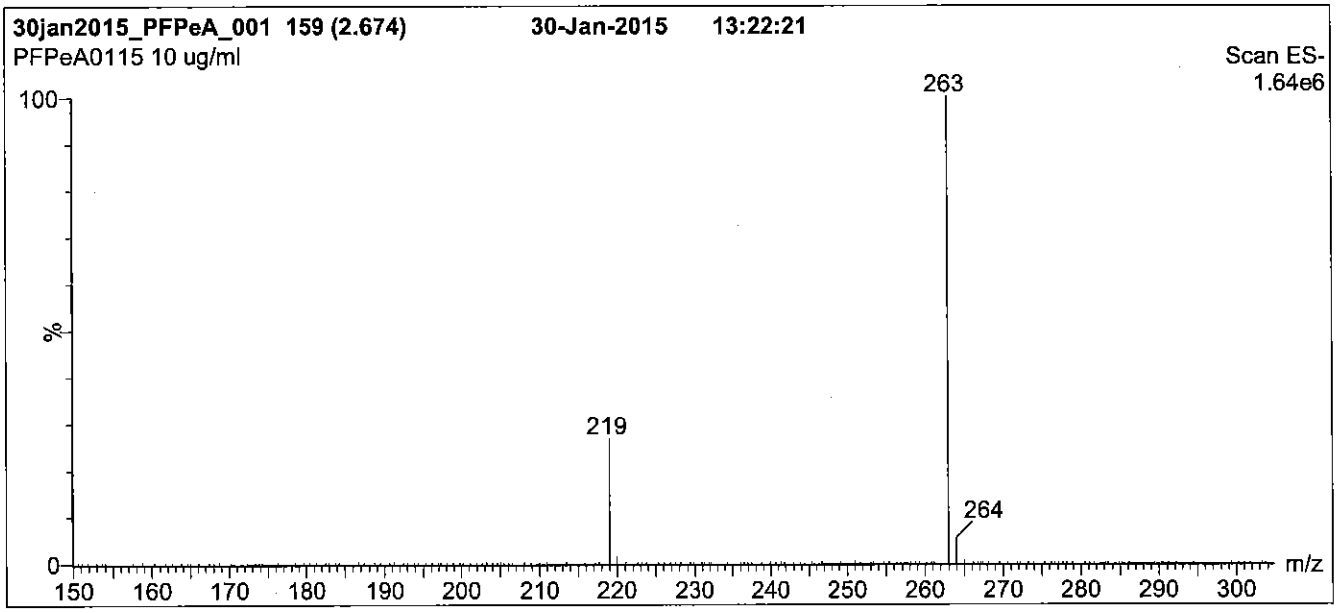

Conditions for Figure 1:

LC: **Waters Acquity Ultra Performance LC**
MS: **Micromass Quattro *micro* API MS**

Chromatographic Conditions

Column: Acquity UPLC BEH Shield RP_{18}
1.7 µm, 2.1 x 100 mm

Mobile phase: Gradient
Start: 30% (80:20 MeOH:ACN) / 70% H_2O
(both with 10 mM NH_4OAc buffer)
Ramp to 90% organic over 7.5 min and hold for 1 min before returning to initial conditions in 0.5 min.
Time: 10 min

Flow: 300 µl/min

MS Parameters

Experiment: Full Scan (150 - 850 amu)

Source: Electrospray (negative)
Capillary Voltage (kV) = 2.00
Cone Voltage (V) = 15.00
Cone Gas Flow (l/hr) = 60
Desolvation Gas Flow (l/hr) = 750

Figure 2: **PFPeA; LC/MS/MS Data (Selected MRM Transitions)**

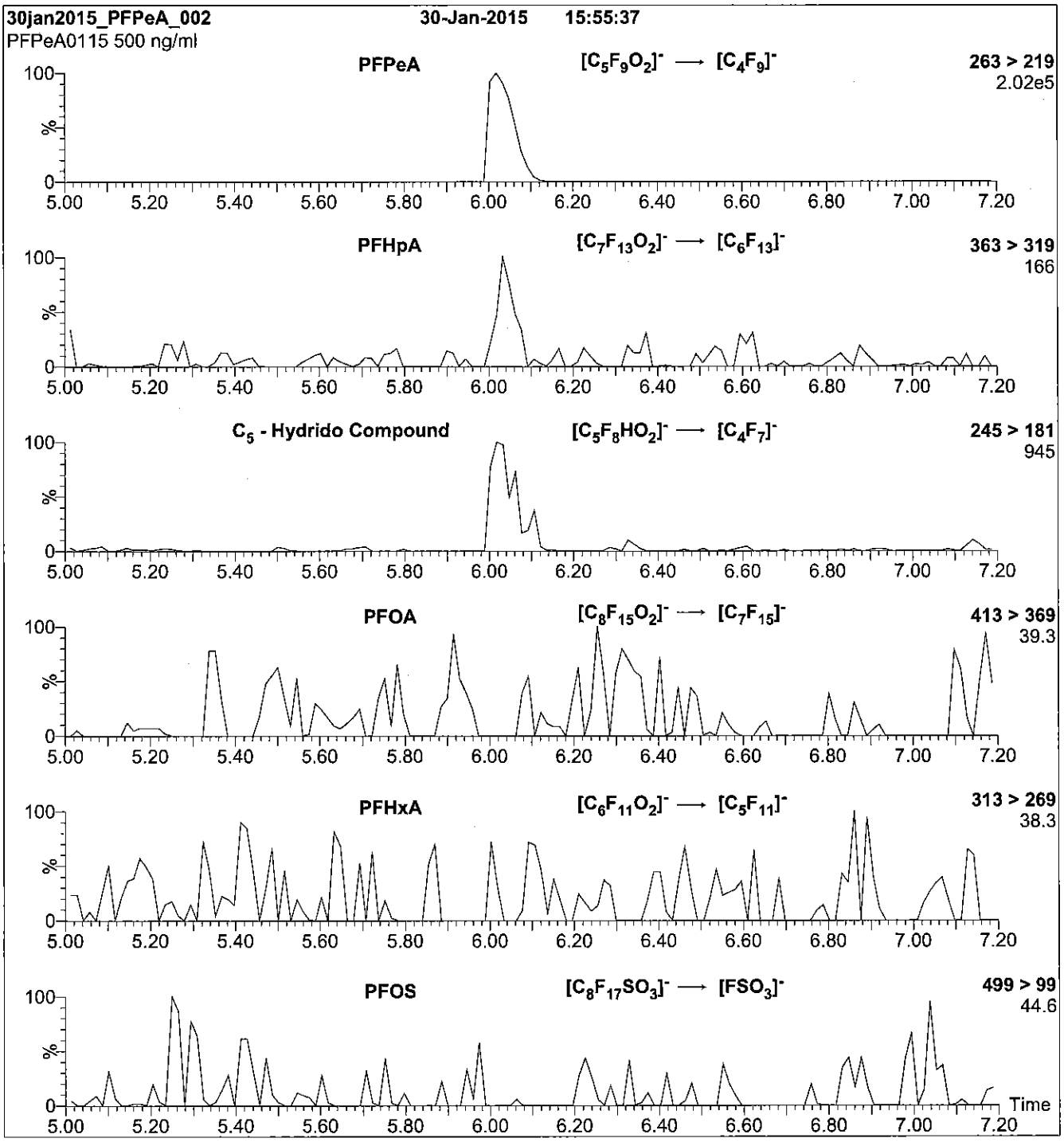

Conditions for Figure 2:

Injection: Direct loop injection
10 µl (500 ng/ml PFPeA)

Mobile phase: Isocratic 80% (80:20 MeOH:ACN) / 20% H_2O
(both with 10 mM NH_4OAc buffer)

Flow: 300 µl/min

MS Parameters

Collision Gas (mbar) = 3.35e-3
Collision Energy (eV) = 9

Reagent

LCPFPeS_00002

R 2/11/15 W

WELLINGTON LABORATORIES

CERTIFICATE OF ANALYSIS DOCUMENTATION

PRODUCT CODE: L-PFPeS

LOT NUMBER: LPFPeS0712

COMPOUND: Sodium perfluoro-1-pentanesulfonate

STRUCTURE:

CAS #: Not available

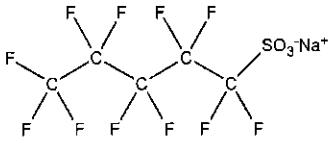

MOLECULAR FORMULA: $C_5F_{11}SO_3Na$

MOLECULAR WEIGHT: 372.09

CONCENTRATION: 50.0 ± 2.5 µg/ml (Na salt)
46.9 ± 2.3 µg/ml (PFPeS anion)

SOLVENT(S): Methanol

CHEMICAL PURITY: >98%

LAST TESTED: (mm/dd/yyyy) 07/04/2012

EXPIRY DATE: (mm/dd/yyyy) 07/04/2017

RECOMMENDED STORAGE: Store ampoule in a cool, dark place

DOCUMENTATION/ DATA ATTACHED:

Figure 1: LC/MS Data (TIC and Mass Spectrum)
Figure 2: LC/MS/MS Data (Selected MRM Transitions)

ADDITIONAL INFORMATION:

- See page 2 for further details.

FOR LABORATORY USE ONLY: NOT FOR HUMAN OR DRUG USE

Certified By: B.G. Chittim

Date: 01/15/2013 (mm/dd/yyyy)

Wellington Laboratories Inc., 345 Southgate Dr. Guelph ON N1G 3M5 CANADA
519-822-2436 • Fax: 519-822-2849 • info@well-labs.com

INTENDED USE:

The products prepared by Wellington Laboratories Inc. are for laboratory use only. They are designed to be used as reference standards for the identification and/or quantification of specific chemical compound(s).

HAZARDS:

This product should only be used by qualified personnel familiar with its potential hazards and trained in the handling of hazardous chemicals. Due care should be exercised to prevent unnecessary human contact or ingestion. All procedures should be carried out in a well-functioning fume hood and suitable gloves, eye protection and clothing should be worn at all times. Waste should be disposed of according to national and regional regulations. Material Safety Data Sheets (MSDSs) are available upon request.

SYNTHESIS / CHARACTERIZATION:

Where possible, all of our products are synthesized using single-product, unambiguous routes. They are then characterized, and their structures and purities confirmed, using a combination of the most relevant techniques, such as NMR, GC/MS, LC/MS/MS, x-ray crystallography and melting point. Isotopic purities of mass-labelled compounds are also confirmed using HRGC/HRMS and/or LC/MS/MS.

HOMOGENEITY:

Prior to solution preparation, crystalline material is tested for homogeneity using a variety of techniques (as stated above) and its solubility in a given diluent is taken into consideration. Duplicate solutions of a new product are prepared from the same crystalline lot and, after the addition of an appropriate internal standard, they are compared by GC/MS and/or LC/MS/MS. The relative response factors of the analyte of interest in each solution are required to be <5% RSD. New solution lots of existing products are compared to older lots in the same manner, which further confirms the homogeneity of the crystalline material as well as the stability and homogeneity of the solutions in the storage containers.

UNCERTAINTY:

The maximum combined relative standard uncertainty of our reference standard solutions is calculated using the following equation:

The combined relative standard uncertainty, $u_c(y)$, of a value y and the uncertainty of the independent parameters x_1, x_2,...x_n on which it depends is:

$$u_c(y(x_1, x_2, \ldots x_n)) = \sqrt{\sum_{i=1}^{n} u(y, x_i)^2}$$

where x is expressed as a relative standard uncertainty of the individual parameter.

The individual uncertainties taken into account include those associated with weights (calibration of the balance) and volumes (calibration of the volumetric glassware). An expanded maximum combined percent relative uncertainty of ±5% (calculated with a coverage factor of 2 and a level of confidence of 95%) is stated on the Certificate of Analysis for all our products.

TRACEABILITY:

All reference standard solutions are traceable to specific crystalline lots. The microbalances used for solution preparation are regularly tested by an external, ISO/IEC 17025:2005 accredited calibration company. In addition, their calibration is verified prior to each weighing using NIST and/or NRC traceable external weights. All volumetric glassware used is of Class A tolerance and has been tested according to the appropriate ASTM procedures, which are ultimately traceable to NIST. For certain products, traceability to international interlaboratory studies has also been established.

EXPIRY DATE / PERIOD OF VALIDITY:

Ongoing stability studies of this product have demonstrated stability in its composition and concentration for the period of time specified by the expiry date in the unopened ampoule. Monitoring for any degradation or change in concentration of the listed analyte(s) is performed on a routine basis.

LIMITED WARRANTY:

At the time of shipment, all products are warranted to be free of defects in material and workmanship and to conform to the stated technical and purity specifications.

QUALITY MANAGEMENT:

This product was produced using a Quality Management System registered to ISO 9001:2008 by SAI Global, ISO/IEC 17025:2005 by the Canadian Association for Laboratory Accreditation Inc. (CALA; A 1226), and ISO GUIDE 34:2009 by ACLASS (certificate number AR-1523).

CALA Testing Accreditation No. A 1226

ACLASS ACCREDITED REFERENCE MATERIAL PRODUCER

For additional information or assistance concerning this or any other products from Wellington Laboratories Inc., please visit our website at www.well-labs.com or contact us directly at info@well-labs.com

Figure 1: **L-PFPeS; LC/MS Data (TIC and Mass Spectrum)**

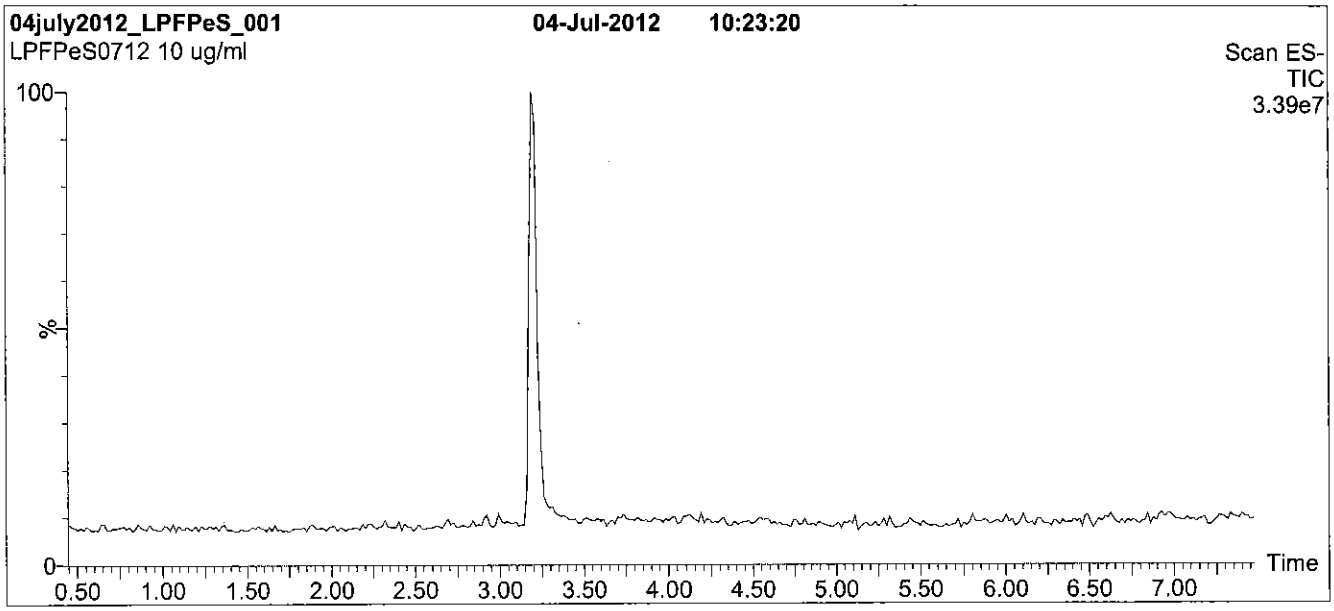

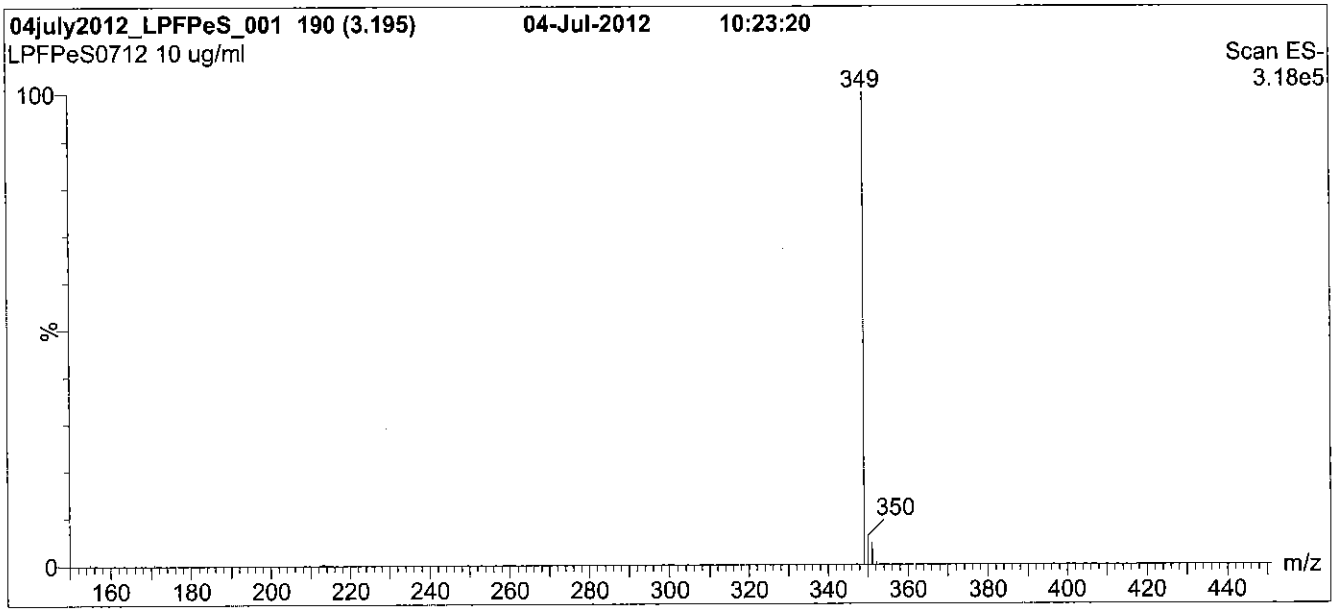

Conditions for Figure 1:

LC: **Waters Acquity Ultra Performance LC**
MS: **Micromass Quattro *micro* API MS**

Chromatographic Conditions

Column: Acquity UPLC BEH Shield RP_{18}
1.7 µm, 2.1 x 100 mm

Mobile phase: Gradient
Start: 40% (80:20 MeOH:ACN) / 60% H_2O
(both with 10 mM NH_4OAc buffer)
Ramp to 90% organic over 7 min and hold for 1.5 min
before returning to initial conditions over 0.5 min.
Time: 10 min

Flow: 300 µl/min

MS Parameters

Experiment: Full Scan (150 - 850 amu)

Source: Electrospray (negative)
Capillary Voltage (kV) = 3.00
Cone Voltage (V) = 50.00
Cone Gas Flow (l/hr) = 60
Desolvation Gas Flow (l/hr) = 750

Figure 2: **L-PFPeS; LC/MS/MS Data (Selected MRM Transitions)**

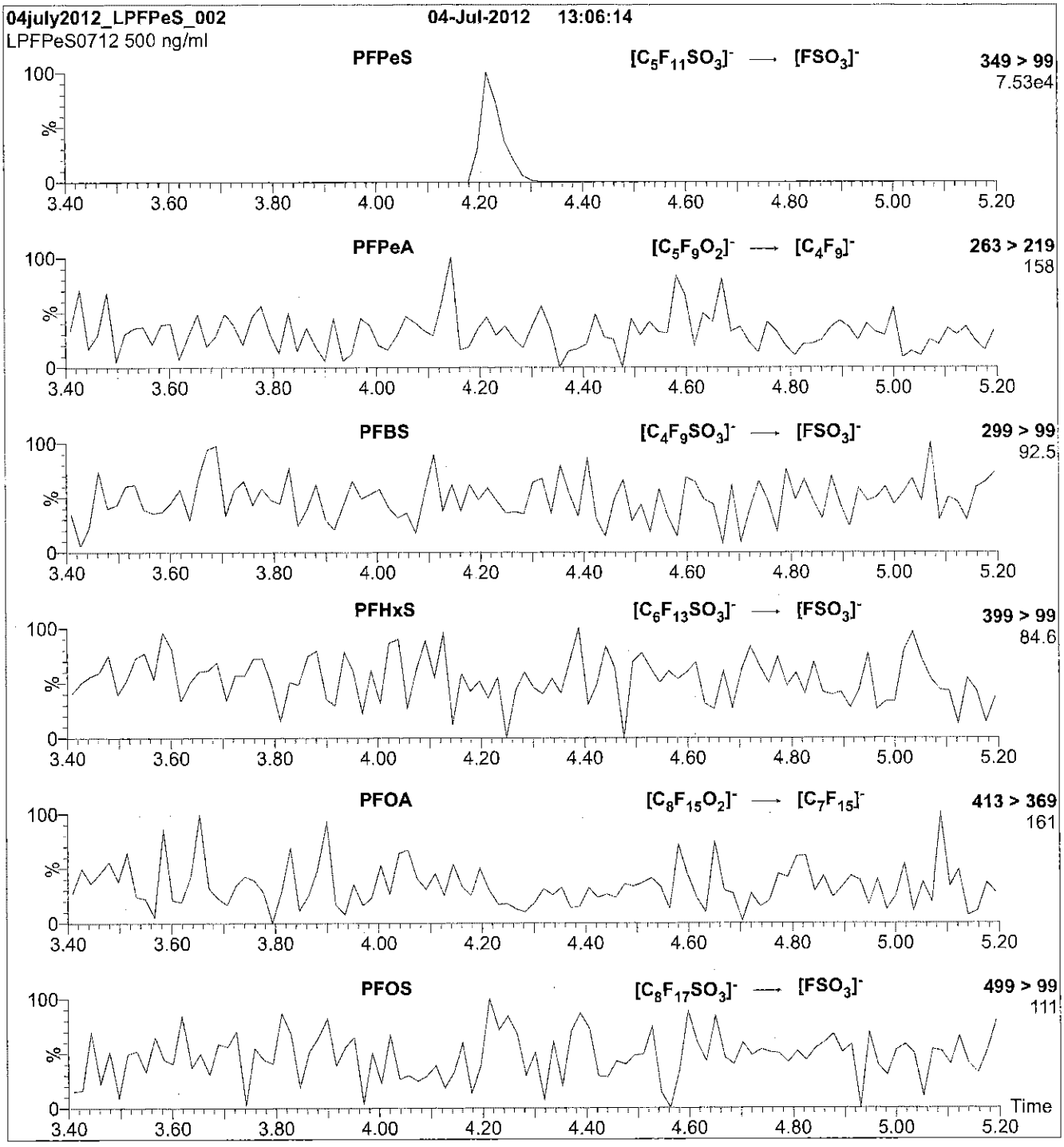

Conditions for Figure 2:

Injection: Direct loop injection
10 µl (500 ng/ml L-PFPeS)

Mobile phase: Isocratic 80% (80:20 MeOH:ACN) / 20% H_2O
(both with 10 mM NH_4OAc buffer)

Flow: 300 µl/min

MS Parameters

Collision Gas (mbar) = 3.66e-3
Collision Energy (eV) = 30

Reagent

LCPFTeDA_00003

V: 2/11/15 SRV

WELLINGTON LABORATORIES

CERTIFICATE OF ANALYSIS
DOCUMENTATION

PRODUCT CODE: PFTeDA
LOT NUMBER: PFTeDA0613
COMPOUND: Perfluoro-n-tetradecanoic acid

STRUCTURE:

CAS #: 376-06-7

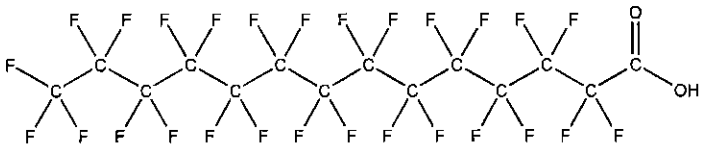

MOLECULAR FORMULA: $C_{14}HF_{27}O_2$
MOLECULAR WEIGHT: 714.11
CONCENTRATION: 50 ± 2.5 µg/ml
SOLVENT(S): Methanol
Water (<1%)

CHEMICAL PURITY: >98%
LAST TESTED: (mm/dd/yyyy) 06/19/2013
EXPIRY DATE: (mm/dd/yyyy) 06/19/2018
RECOMMENDED STORAGE: Store ampoule in a cool, dark place

DOCUMENTATION/ DATA ATTACHED:

Figure 1: LC/MS Data (TIC and Mass Spectrum)
Figure 2: LC/MS/MS Data (Selected MRM Transitions)

ADDITIONAL INFORMATION:

- See page 2 for further details.
- Contains 4 mole eq. of NaOH to prevent conversion of the carboxylic acid to the methyl ester.
- Contains ~ 0.2% of PFDoA ($C_{12}HF_{23}O_2$) and ~ 0.2% of PFPeDA ($C_{15}HF_{29}O_2$).

FOR LABORATORY USE ONLY: NOT FOR HUMAN OR DRUG USE

Certified By: B.G. Chittim **Date:** 07/17/2013 (mm/dd/yyyy)

Wellington Laboratories Inc., 345 Southgate Dr. Guelph ON N1G 3M5 CANADA
519-822-2436 • Fax: 519-822-2849 • info@well-labs.com

INTENDED USE:

The products prepared by Wellington Laboratories Inc. are for laboratory use only. They are designed to be used as reference standards for the identification and/or quantification of specific chemical compound(s).

HAZARDS:

This product should only be used by qualified personnel familiar with its potential hazards and trained in the handling of hazardous chemicals. Due care should be exercised to prevent unnecessary human contact or ingestion. All procedures should be carried out in a well-functioning fume hood and suitable gloves, eye protection and clothing should be worn at all times. Waste should be disposed of according to national and regional regulations. Material Safety Data Sheets (MSDSs) are available upon request.

SYNTHESIS / CHARACTERIZATION:

Where possible, all of our products are synthesized using single-product, unambiguous routes. They are then characterized, and their structures and purities confirmed, using a combination of the most relevant techniques, such as NMR, GC/MS, LC/MS/MS, x-ray crystallography and melting point. Isotopic purities of mass-labelled compounds are also confirmed using HRGC/HRMS and/or LC/MS/MS.

HOMOGENEITY:

Prior to solution preparation, crystalline material is tested for homogeneity using a variety of techniques (as stated above) and its solubility in a given diluent is taken into consideration. Duplicate solutions of a new product are prepared from the same crystalline lot and, after the addition of an appropriate internal standard, they are compared by GC/MS and/or LC/MS/MS. The relative response factors of the analyte of interest in each solution are required to be <5% RSD. New solution lots of existing products are compared to older lots in the same manner, which further confirms the homogeneity of the crystalline material as well as the stability and homogeneity of the solutions in the storage containers.

UNCERTAINTY:

The maximum combined relative standard uncertainty of our reference standard solutions is calculated using the following equation:

The combined relative standard uncertainty, $u_c(y)$, of a value y and the uncertainty of the independent parameters $x_1, x_2, \ldots x_n$ on which it depends is:

$$u_c(y(x_1, x_2, \ldots x_n)) = \sqrt{\sum_{i=1}^{n} u(y, x_i)^2}$$

where x is expressed as a relative standard uncertainty of the individual parameter.

The individual uncertainties taken into account include those associated with weights (calibration of the balance) and volumes (calibration of the volumetric glassware). An expanded maximum combined percent relative uncertainty of ±5% (calculated with a coverage factor of 2 and a level of confidence of 95%) is stated on the Certificate of Analysis for all our products.

TRACEABILITY:

All reference standard solutions are traceable to specific crystalline lots. The microbalances used for solution preparation are regularly tested by an external, ISO/IEC 17025:2005 accredited calibration company. In addition, their calibration is verified prior to each weighing using NIST and/or NRC traceable external weights. All volumetric glassware used is of Class A tolerance and has been tested according to the appropriate ASTM procedures, which are ultimately traceable to NIST. For certain products, traceability to international interlaboratory studies has also been established.

EXPIRY DATE / PERIOD OF VALIDITY:

Ongoing stability studies of this product have demonstrated stability in its composition and concentration for the period of time specified by the expiry date in the unopened ampoule. Monitoring for any degradation or change in concentration of the listed analyte(s) is performed on a routine basis.

LIMITED WARRANTY:

At the time of shipment, all products are warranted to be free of defects in material and workmanship and to conform to the stated technical and purity specifications.

QUALITY MANAGEMENT:

This product was produced using a Quality Management System registered to ISO 9001:2008 by SAI Global, ISO/IEC 17025:2005 by the Canadian Association for Laboratory Accreditation Inc. (CALA; A 1226), and ISO GUIDE 34:2009 by ACLASS (certificate number AR-1523).

CALA Testing Accreditation No. A 1226

ACLASS ACCREDITED REFERENCE MATERIAL PRODUCER

For additional information or assistance concerning this or any other products from Wellington Laboratories Inc., please visit our website at www.well-labs.com or contact us directly at info@well-labs.com

Figure 1: **PFTeDA; LC/MS Data (TIC and Mass Spectrum)**

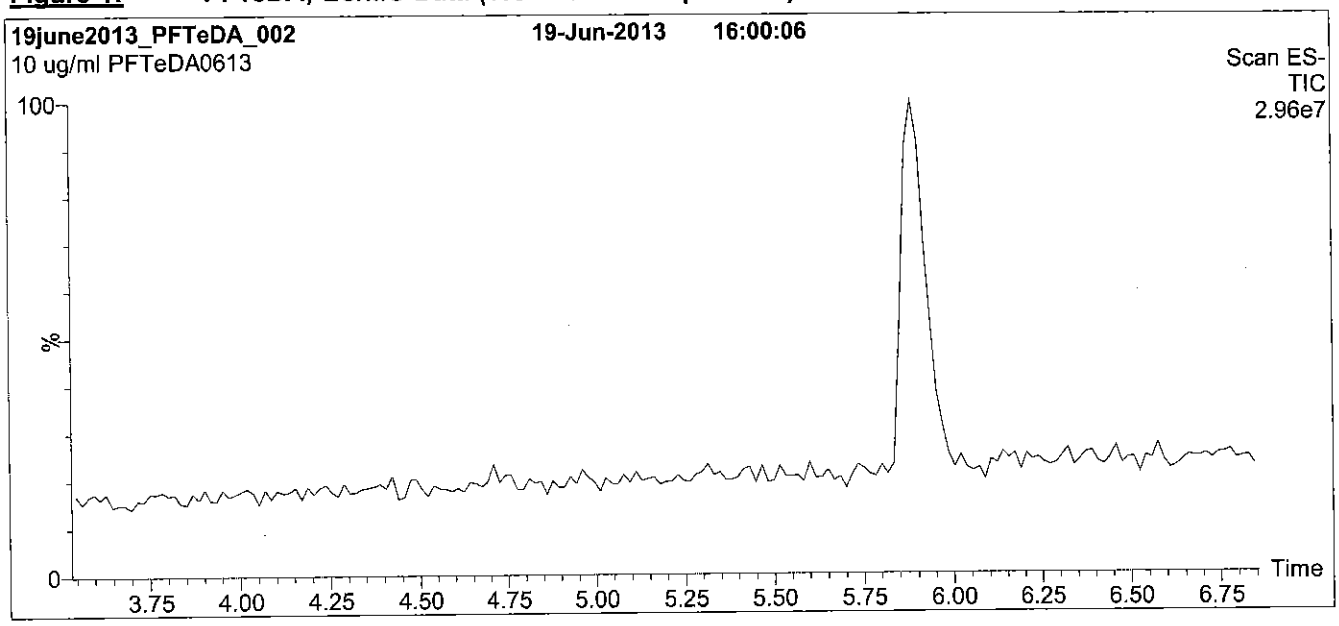

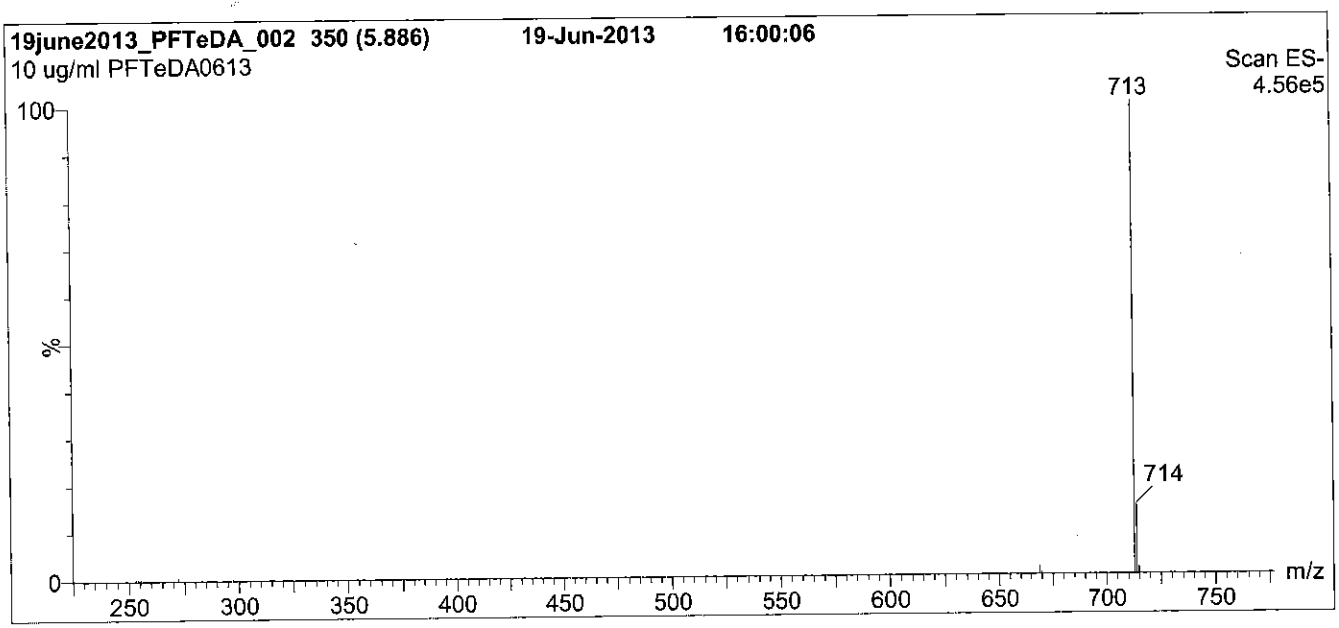

Conditions for Figure 1:

LC: **Waters Acquity Ultra Performance LC**
MS: **Micromass Quattro *micro* API MS**

Chromatographic Conditions

Column: Acquity UPLC BEH Shield RP_{18}
1.7 µm, 2.1 x 100 mm

Mobile phase: Gradient
Start: 60% (80:20 MeOH:ACN) / 40% H_2O
(both with 10 mM NH_4OAc buffer)
Ramp to 90% organic over 7 min and hold for 1.5 min
before returning to initial conditions in 0.50 min.
Time: 10 min

Flow: 300 µl/min

MS Parameters

Experiment: Full Scan (225 - 850 amu)

Source: Electrospray (negative)
Capillary Voltage (kV) = 2.00
Cone Voltage (V) = 15.00
Cone Gas Flow (l/hr) = 60
Desolvation Gas Flow (l/hr) = 750

Figure 2: **PFTeDA; LC/MS/MS Data (Selected MRM Transitions)**

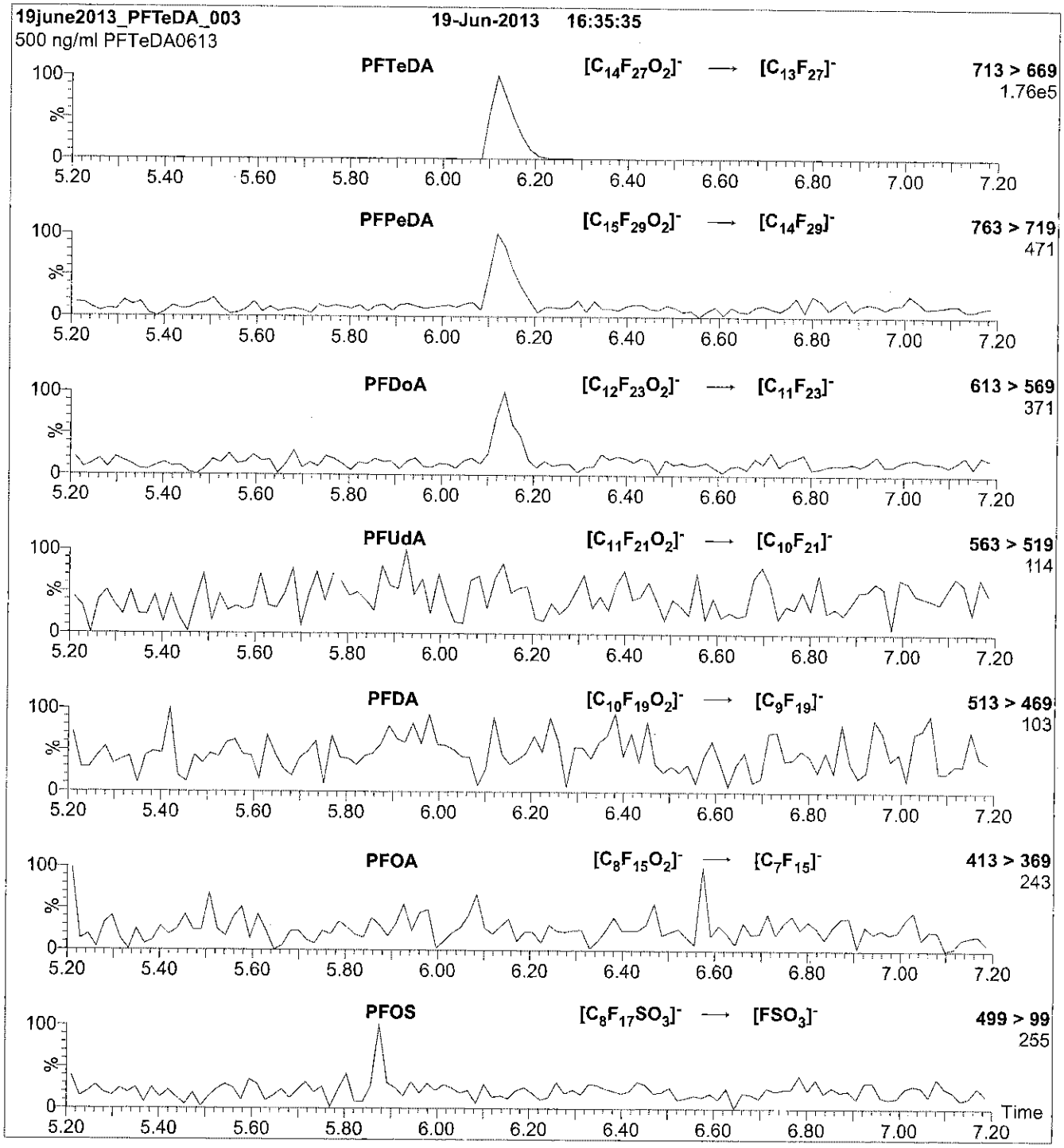

Conditions for Figure 2:

Injection: Direct loop injection
10 µl (500 ng/ml PFTeDA)

Mobile phase: Isocratic 80% (80:20 MeOH:ACN) / 20% H_2O
(both with 10 mM NH_4OAc buffer)

Flow: 300 µl/min

MS Parameters

Collision Gas (mbar) = 3.50e-3
Collision Energy (eV) = 14

Reagent

LCPFTrDA_00003

V. 2/11/15 CTN

WELLINGTON LABORATORIES

CERTIFICATE OF ANALYSIS
DOCUMENTATION

PRODUCT CODE: PFTrDA
LOT NUMBER: PFTrDA1213
COMPOUND: Perfluoro-n-tridecanoic acid

STRUCTURE:
CAS #: 72629-94-8

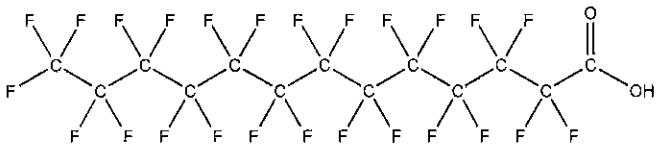

MOLECULAR FORMULA: $C_{13}HF_{25}O_2$
MOLECULAR WEIGHT: 664.11
CONCENTRATION: 50 ± 2.5 µg/ml
SOLVENT(S): Methanol
Water (<1%)

CHEMICAL PURITY: >98%
LAST TESTED: (mm/dd/yyyy) 12/10/2013
EXPIRY DATE: (mm/dd/yyyy) 12/10/2018
RECOMMENDED STORAGE: Store ampoule in a cool, dark place

DOCUMENTATION/ DATA ATTACHED:

Figure 1: LC/MS Data (TIC and Mass Spectrum)
Figure 2: LC/MS/MS Data (Selected MRM Transitions)

ADDITIONAL INFORMATION:

- See page 2 for further details.
- Contains 4 mole eq. of NaOH to prevent conversion of the carboxylic acid to the methyl ester.
- Contains ~ 0.1% of PFUdA ($C_{11}HF_{21}O_2$), ~ 0.4% of PFDoA ($C_{12}HF_{23}O_2$), and ~ 0.1% of PFTeDA ($C_{14}HF_{27}O_2$).

FOR LABORATORY USE ONLY: NOT FOR HUMAN OR DRUG USE

Certified By: B.G. Chittim **Date:** 12/11/2013 (mm/dd/yyyy)

Wellington Laboratories Inc., 345 Southgate Dr. Guelph ON N1G 3M5 CANADA
519-822-2436 • Fax: 519-822-2849 • info@well-labs.com

INTENDED USE:

The products prepared by Wellington Laboratories Inc. are for laboratory use only. They are designed to be used as reference standards for the identification and/or quantification of specific chemical compound(s).

HAZARDS:

This product should only be used by qualified personnel familiar with its potential hazards and trained in the handling of hazardous chemicals. Due care should be exercised to prevent unnecessary human contact or ingestion. All procedures should be carried out in a well-functioning fume hood and suitable gloves, eye protection and clothing should be worn at all times. Waste should be disposed of according to national and regional regulations. Material Safety Data Sheets (MSDSs) are available upon request.

SYNTHESIS / CHARACTERIZATION:

Where possible, all of our products are synthesized using single-product, unambiguous routes. They are then characterized, and their structures and purities confirmed, using a combination of the most relevant techniques, such as NMR, GC/MS, LC/MS/MS, x-ray crystallography and melting point. Isotopic purities of mass-labelled compounds are also confirmed using HRGC/HRMS and/or LC/MS/MS.

HOMOGENEITY:

Prior to solution preparation, crystalline material is tested for homogeneity using a variety of techniques (as stated above) and its solubility in a given diluent is taken into consideration. Duplicate solutions of a new product are prepared from the same crystalline lot and, after the addition of an appropriate internal standard, they are compared by GC/MS and/or LC/MS/MS. The relative response factors of the analyte of interest in each solution are required to be <5% RSD. New solution lots of existing products are compared to older lots in the same manner, which further confirms the homogeneity of the crystalline material as well as the stability and homogeneity of the solutions in the storage containers.

UNCERTAINTY:

The maximum combined relative standard uncertainty of our reference standard solutions is calculated using the following equation:

The combined relative standard uncertainty, $u_c(y)$, of a value y and the uncertainty of the independent parameters $x_1, x_2, \ldots x_n$ on which it depends is:

$$u_c(y(x_1, x_2, \ldots x_n)) = \sqrt{\sum_{i=1}^{n} u(y, x_i)^2}$$

where x is expressed as a relative standard uncertainty of the individual parameter.

The individual uncertainties taken into account include those associated with weights (calibration of the balance) and volumes (calibration of the volumetric glassware). An expanded maximum combined percent relative uncertainty of ±5% (calculated with a coverage factor of 2 and a level of confidence of 95%) is stated on the Certificate of Analysis for all our products.

TRACEABILITY:

All reference standard solutions are traceable to specific crystalline lots. The microbalances used for solution preparation are regularly tested by an external, ISO/IEC 17025:2005 accredited calibration company. In addition, their calibration is verified prior to each weighing using NIST and/or NRC traceable external weights. All volumetric glassware used is of Class A tolerance and has been tested according to the appropriate ASTM procedures, which are ultimately traceable to NIST. For certain products, traceability to international interlaboratory studies has also been established.

EXPIRY DATE / PERIOD OF VALIDITY:

Ongoing stability studies of this product have demonstrated stability in its composition and concentration for the period of time specified by the expiry date in the unopened ampoule. Monitoring for any degradation or change in concentration of the listed analyte(s) is performed on a routine basis.

LIMITED WARRANTY:

At the time of shipment, all products are warranted to be free of defects in material and workmanship and to conform to the stated technical and purity specifications.

QUALITY MANAGEMENT:

This product was produced using a Quality Management System registered to ISO 9001:2008 by SAI Global, ISO/IEC 17025:2005 by the Canadian Association for Laboratory Accreditation Inc. (CALA; A 1226), and ISO GUIDE 34:2009 by ACLASS (certificate number AR-1523).

CALA Testing

ACLASS ACCREDITED REFERENCE MATERIAL PRODUCER

For additional information or assistance concerning this or any other products from Wellington Laboratories Inc., please visit our website at www.well-labs.com or contact us directly at info@well-labs.com

Figure 1: **PFTrDA; LC/MS Data (TIC and Mass Spectrum)**

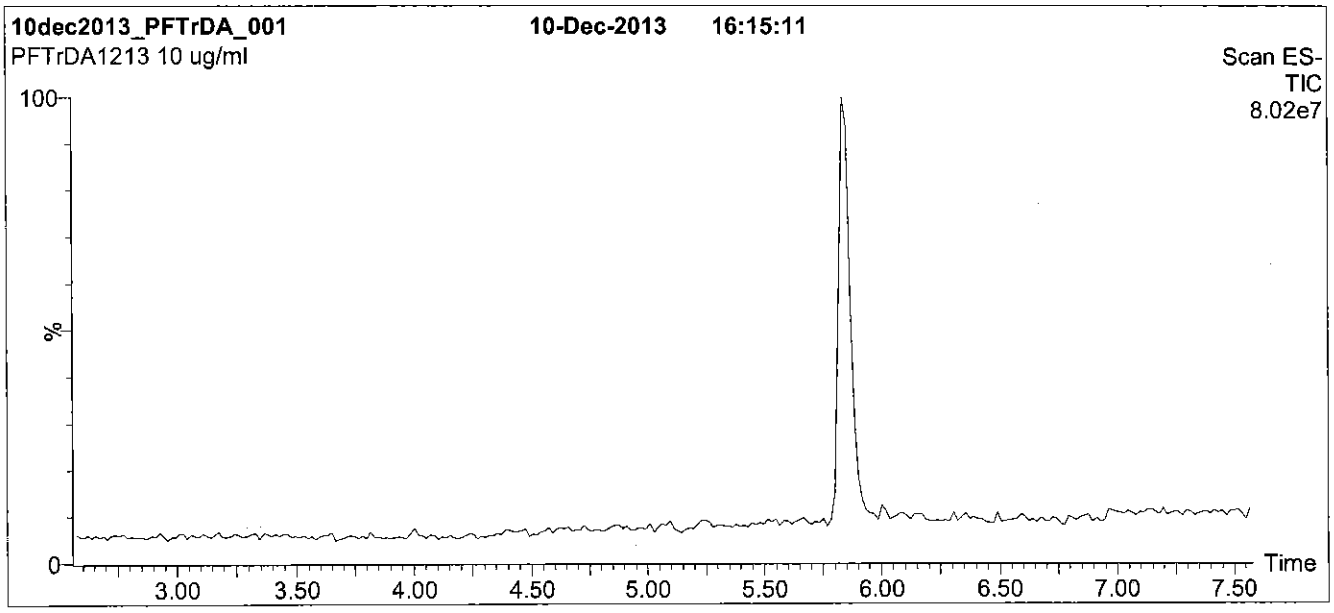

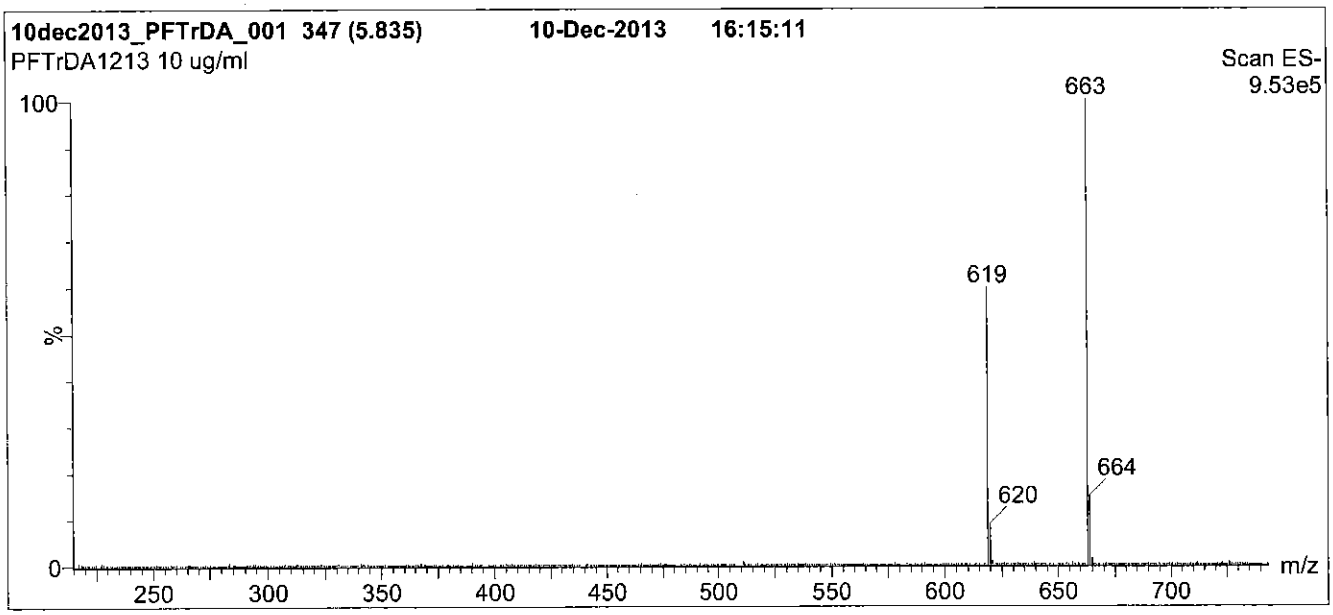

Conditions for Figure 1:

LC: **Waters Acquity Ultra Performance LC**
MS: **Micromass Quattro *micro* API MS**

Chromatographic Conditions

Column: Acquity UPLC BEH Shield RP_{18}
1.7 µm, 2.1 x 100 mm

Mobile phase: Gradient
Start: 60% (80:20 MeOH:ACN) / 40% H_2O
(both with 10 mM NH_4OAc buffer)
Ramp to 90% organic over 7 min and hold for 1.5 min
before returning to initial conditions in 0.5 min.
Time: 10 min

Flow: 300 µl/min

MS Parameters

Experiment: Full Scan (215 - 850 amu)

Source: Electrospray (negative)
Capillary Voltage (kV) = 2.00
Cone Voltage (V) = 22.00
Cone Gas Flow (l/hr) = 60
Desolvation Gas Flow (l/hr) = 650

Figure 2: **PFTrDA; LC/MS/MS Data (Selected MRM Transitions)**

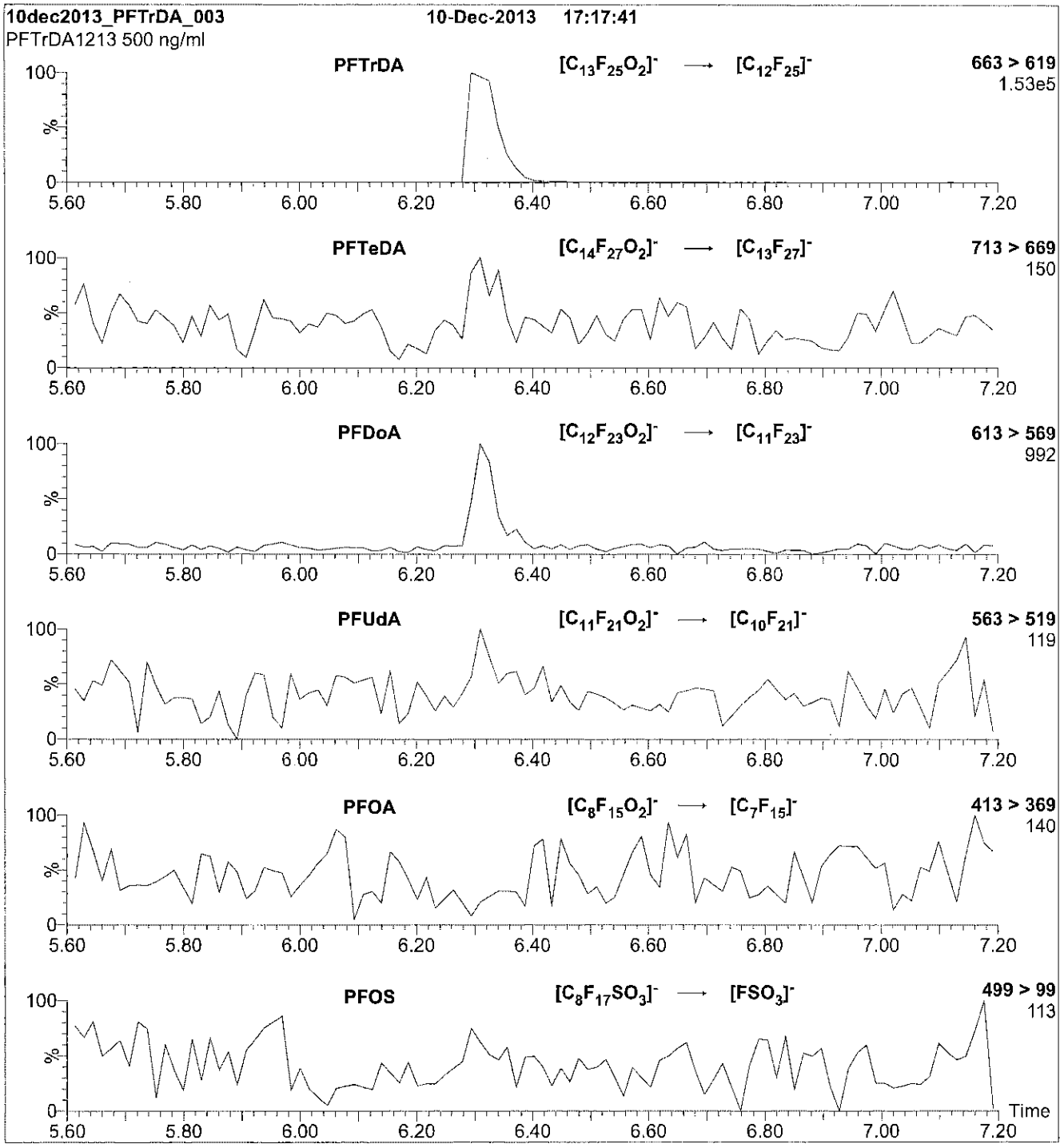

Conditions for Figure 2:

Injection: Direct loop injection
10 µl (500 ng/ml PFTrDA)

Mobile phase: Isocratic 80% (80:20 MeOH:ACN) / 20% H_2O
(both with 10 mM NH_4OAc buffer)

Flow: 300 µl/min

MS Parameters

Collision Gas (mbar) = 3.28e-3
Collision Energy (eV) = 15

Reagent

LCPFUdA_00003

R 2/11/15 SFV

WELLINGTON LABORATORIES

CERTIFICATE OF ANALYSIS
DOCUMENTATION

PRODUCT CODE: PFUdA
COMPOUND: Perfluoro-n-undecanoic acid
LOT NUMBER: PFUdA0613

STRUCTURE:
CAS #: 2058-94-8

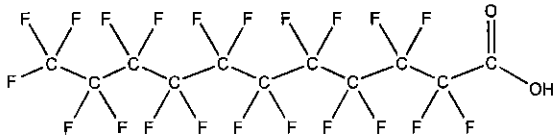

MOLECULAR FORMULA: $C_{11}HF_{21}O_2$
MOLECULAR WEIGHT: 564.09
CONCENTRATION: 50 ± 2.5 µg/ml
SOLVENT(S): Methanol
Water (<1%)

CHEMICAL PURITY: >98%
LAST TESTED: (mm/dd/yyyy) 06/19/2013
EXPIRY DATE: (mm/dd/yyyy) 06/19/2018
RECOMMENDED STORAGE: Store ampoule in a cool, dark place

DOCUMENTATION/ DATA ATTACHED:

Figure 1: LC/MS Data (TIC and Mass Spectrum)
Figure 2: LC/MS/MS Data (Selected MRM Transitions)

ADDITIONAL INFORMATION:

- See page 2 for further details.
- Contains 4 mole eq. of NaOH to prevent conversion of the carboxylic acid to the methyl ester.

FOR LABORATORY USE ONLY: NOT FOR HUMAN OR DRUG USE

Certified By: B.G. Chittim **Date:** 07/03/2013 (mm/dd/yyyy)

Wellington Laboratories Inc., 345 Southgate Dr. Guelph ON N1G 3M5 CANADA
519-822-2436 • Fax: 519-822-2849 • info@well-labs.com

INTENDED USE:

The products prepared by Wellington Laboratories Inc. are for laboratory use only. They are designed to be used as reference standards for the identification and/or quantification of specific chemical compound(s).

HAZARDS:

This product should only be used by qualified personnel familiar with its potential hazards and trained in the handling of hazardous chemicals. Due care should be exercised to prevent unnecessary human contact or ingestion. All procedures should be carried out in a well-functioning fume hood and suitable gloves, eye protection and clothing should be worn at all times. Waste should be disposed of according to national and regional regulations. Material Safety Data Sheets (MSDSs) are available upon request.

SYNTHESIS / CHARACTERIZATION:

Where possible, all of our products are synthesized using single-product, unambiguous routes. They are then characterized, and their structures and purities confirmed, using a combination of the most relevant techniques, such as NMR, GC/MS, LC/MS/MS, x-ray crystallography and melting point. Isotopic purities of mass-labelled compounds are also confirmed using HRGC/HRMS and/or LC/MS/MS.

HOMOGENEITY:

Prior to solution preparation, crystalline material is tested for homogeneity using a variety of techniques (as stated above) and its solubility in a given diluent is taken into consideration. Duplicate solutions of a new product are prepared from the same crystalline lot and, after the addition of an appropriate internal standard, they are compared by GC/MS and/or LC/MS/MS. The relative response factors of the analyte of interest in each solution are required to be <5% RSD. New solution lots of existing products are compared to older lots in the same manner, which further confirms the homogeneity of the crystalline material as well as the stability and homogeneity of the solutions in the storage containers.

UNCERTAINTY:

The maximum combined relative standard uncertainty of our reference standard solutions is calculated using the following equation:

The combined relative standard uncertainty, $u_c(y)$, of a value y and the uncertainty of the independent parameters $x_1, x_2, \ldots x_n$ on which it depends is:

$$u_c(y(x_1, x_2, \ldots x_n)) = \sqrt{\sum_{i=1}^{n} u(y, x_i)^2}$$

where x is expressed as a relative standard uncertainty of the individual parameter.

The individual uncertainties taken into account include those associated with weights (calibration of the balance) and volumes (calibration of the volumetric glassware). An expanded maximum combined percent relative uncertainty of ±5% (calculated with a coverage factor of 2 and a level of confidence of 95%) is stated on the Certificate of Analysis for all our products.

TRACEABILITY:

All reference standard solutions are traceable to specific crystalline lots. The microbalances used for solution preparation are regularly tested by an external, ISO/IEC 17025:2005 accredited calibration company. In addition, their calibration is verified prior to each weighing using NIST and/or NRC traceable external weights. All volumetric glassware used is of Class A tolerance and has been tested according to the appropriate ASTM procedures, which are ultimately traceable to NIST. For certain products, traceability to international interlaboratory studies has also been established.

EXPIRY DATE / PERIOD OF VALIDITY:

Ongoing stability studies of this product have demonstrated stability in its composition and concentration for the period of time specified by the expiry date in the unopened ampoule. Monitoring for any degradation or change in concentration of the listed analyte(s) is performed on a routine basis.

LIMITED WARRANTY:

At the time of shipment, all products are warranted to be free of defects in material and workmanship and to conform to the stated technical and purity specifications.

QUALITY MANAGEMENT:

This product was produced using a Quality Management System registered to ISO 9001:2008 by SAI Global, ISO/IEC 17025:2005 by the Canadian Association for Laboratory Accreditation Inc. (CALA; A 1226), and ISO GUIDE 34:2009 by ACLASS (certificate number AR-1523).

CALA Testing Accreditation No. A1226

ACLASS ACCREDITED REFERENCE MATERIAL PRODUCER

For additional information or assistance concerning this or any other products from Wellington Laboratories Inc., please visit our website at www.well-labs.com or contact us directly at info@well-labs.com

Figure 1: **PFUdA; LC/MS Data (TIC and Mass Spectrum)**

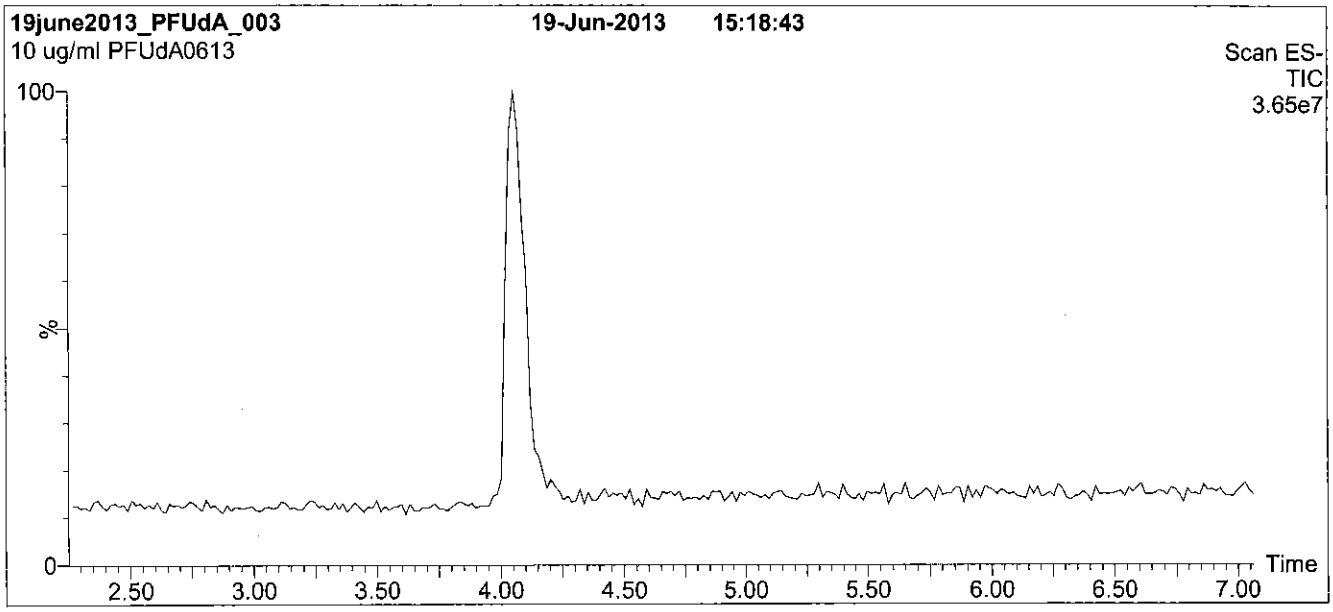

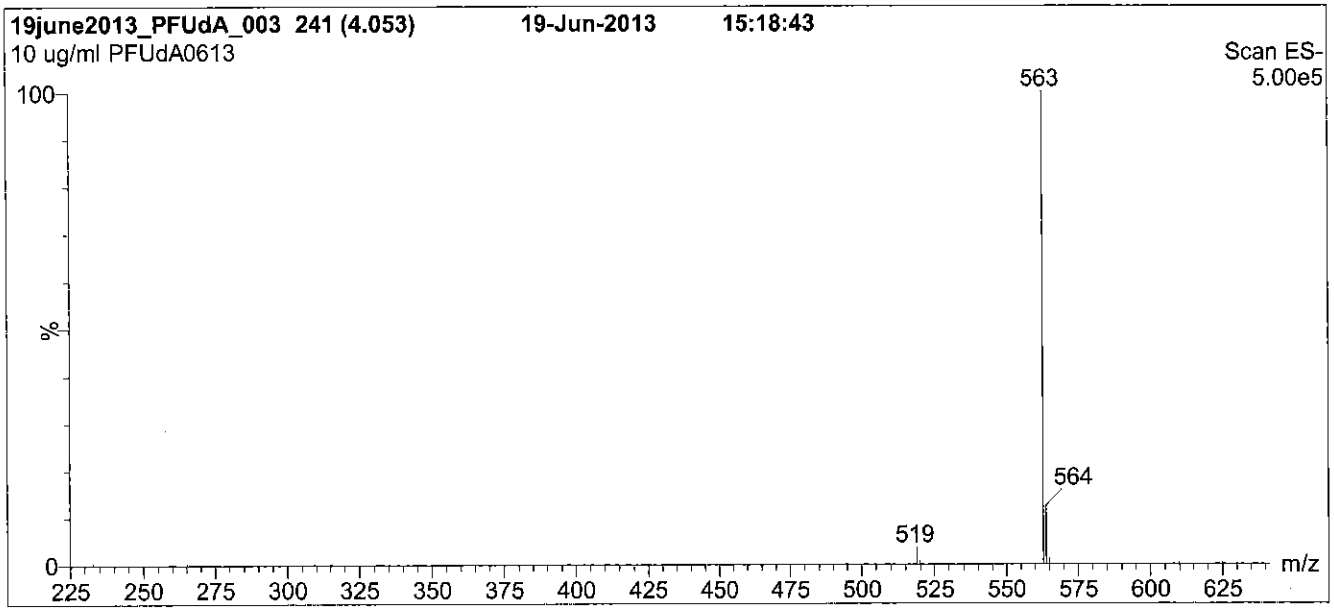

Conditions for Figure 1:

LC: **Waters Acquity Ultra Performance LC**
MS: **Micromass Quattro *micro* API MS**

Chromatographic Conditions

Column: Acquity UPLC BEH Shield RP_{18}
1.7 µm, 2.1 x 100 mm

Mobile phase: Gradient
Start: 60% (80:20 MeOH:ACN) / 40% H_2O
(both with 10 mM NH_4OAc buffer)
Ramp to 90% organic over 7 min and hold for 1.5 min
before returning to initial conditions in 0.5 min.
Time: 10 min

Flow: 300 µl/min

MS Parameters

Experiment: Full Scan (225 - 850 amu)

Source: Electrospray (negative)
Capillary Voltage (kV) = 3.00
Cone Voltage (V) = 15.00
Cone Gas Flow (l/hr) = 65
Desolvation Gas Flow (l/hr) = 750

Figure 2: **PFUdA; LC/MS/MS Data (Selected MRM Transitions)**

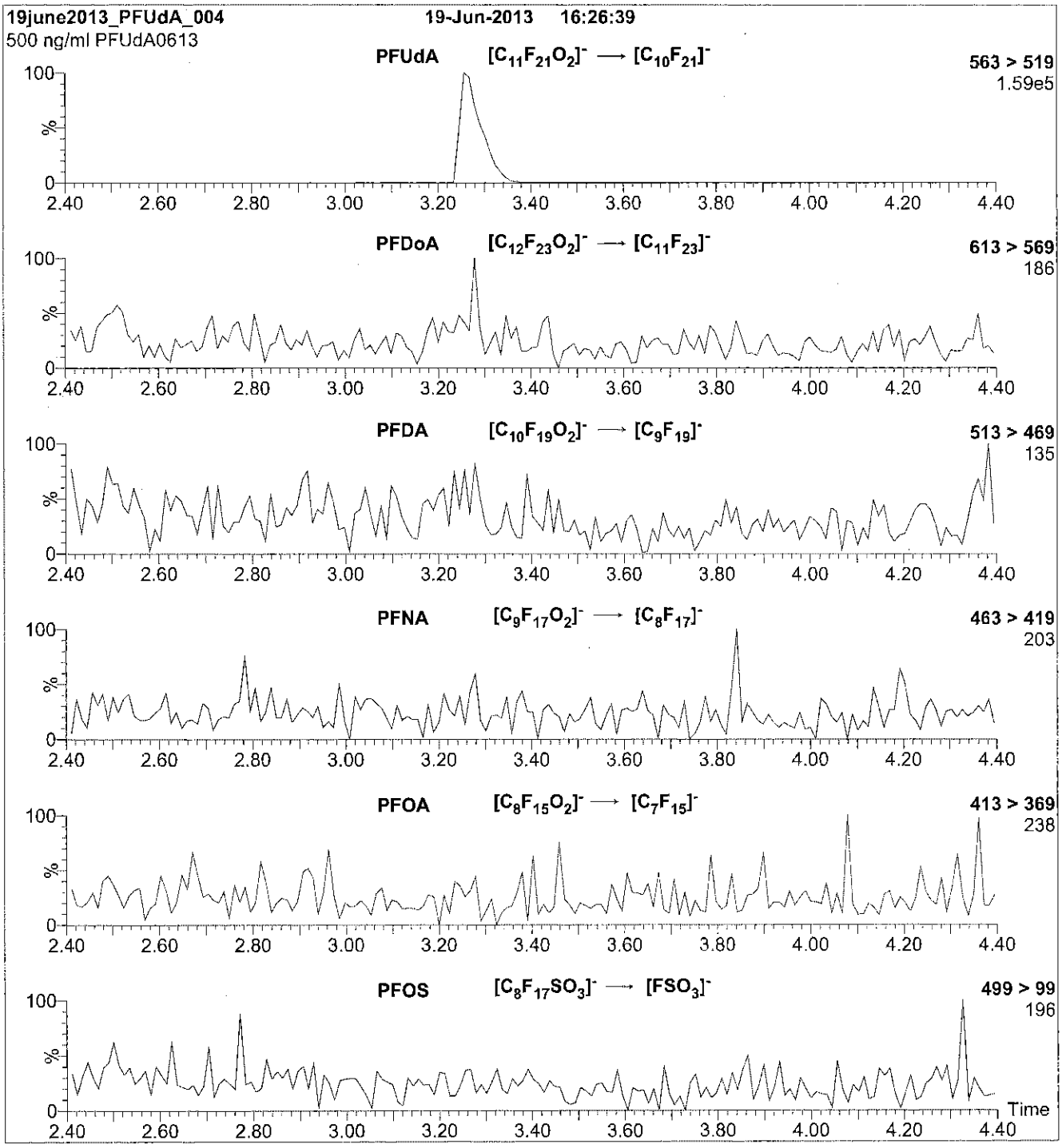

Conditions for Figure 2:

Injection: Direct loop injection
10 µl (500 ng/ml PFUdA)

Mobile phase: Isocratic 80% (80:20 MeOH:ACN) / 20% H_2O
(both with 10 mM NH_4OAc buffer)

Flow: 300 µl/min

MS Parameters

Collision Gas (mbar) = 3.46e-3
Collision Energy (eV) = 11

Reagent

10000 Fe_00014

10.4 ISO/IEC Guide 17025 "General Requirements for the Competence of Testing and Calibration Laboratories"

- Chemical Testing - Accredited / A2LA Certificate Number 883.01

10.5 ISO/IEC Guide 34 "General Requirements for the Competence of Reference Material Producers"

- Reference Material Producer - Accredited / A2LA Certificate Number 883.02

11.0 CERTIFICATION, LOT EXPIRATION AND PERIOD OF VALIDITY

11.1 Certification Issue Date

February 13, 2015

- The certification is valid within the measurement uncertainty specified provided the CRM/RM is stored and handled in accordance with instructions given in Sec 7.1. This certification is nullified if instructions in Sec 7.1 are not followed or if the CRM/RM is damaged, contaminated, or otherwise modified.

11.2 Lot Expiration Date

- **February 13, 2018**

- The date after which this CRM/RM should not be used.

- The lot expiration date reflects the period of time that the stability of a CRM/RM can be supported by long term stability studies conducted on properly stored and handled CRM/RMs. Lot expiration is limited primarily by transpiration (loss of water from the solution) and infrequently by chemical stability.

11.3 Period of Validity

- Sealed TCT Bag Open Date: _____

- This CRM/RM should not be used longer than one year from the date of removal from the aluminized bag or after the date given in Sec. 11.2, whichever comes first. This is contingent upon the CRM/RM being handled and stored in accordance with the instructions given in Sec 7.1.

12.0 NAMES AND SIGNATURES OF CERTIFYING OFFICERS

Certificate Prepared By:

Donna Senn
Product Documentation Technician

Donna Senn

Certificate Approved By:

Brian Alexander
PhD., Technical Process Director

Brian Alexander

Certifying Officer:

Paul Gaines
PhD., Senior Technical Director

Paul R Gaines

INORGANIC VENTURES™
300 Technology Drive
Christiansburg, VA 24073 · USA
inorganicventures.com
tel: 800.669.6799 · 540.585.3030
fax: 540.585.3012
info@inorganicventures.com

CERTIFICATE OF ANALYSIS

1.0 ACCREDITATION / REGISTRATION

INORGANIC VENTURES is accredited to ISO Guide 34, "General Requirements for the Competence of Reference Material Producers" and ISO/IEC 17025, "General Requirements for the Competence of Testing and Calibration Laboratories". Inorganic Ventures is also an ISO 9001 registered manufacturer (SAI Global File Number 010105).

ACCREDITED Testing Laboratory Certificate 883.01
ACCREDITED Reference Material Producer Certificate 883.02

2.0 PRODUCT DESCRIPTION

Product Code:	Single Analyte Custom Grade Solution
Catalog Number:	CGFE10
Lot Number:	J2-FE04047
Matrix:	5% (v/v) HNO3
Value / Analyte(s):	10 000 µg/mL ea: Fe
Starting Material:	Fe pieces
Starting Material Lot#:	1820
Starting Material Purity:	99.9965%

3400167
ID: 10000 Fe_00014
Exp: 02/13/18 Prpd: SJS
10000 Fe IV

3.0 CERTIFIED VALUES AND UNCERTAINTIES

Certified Value: 10 008 ± 23 µg/mL - weighted mean

Certified Density: 1.045 g/mL (measured at 20 ± 1 °C)

Assay Information:

Assay Method #1 **9992 ± 31 µg/mL**
ICP Assay NIST SRM 3126a Lot Number: 140812

Assay Method #2 **10 020 ± 26 µg/mL**
EDTA NIST SRM 928 Lot Number: 928

- The Calculated Value is a value calculated from the weight of a starting material that has been certified directly vs. a National Institute of Standards and Technology (NIST) SRM/RM. See Sec 4.2 for balance traceability.

The following equations are used in the calculation of the certified value and the uncertainty. Reported uncertainties represent expanded uncertainties expressed at approximately the 95% confidence level using a coverage factor of k = 2.

Characterization of CRM by two independent methods **Characterization of CRM by one method**

Characterization of CRM/RM by Two Methods

Certified Value, $X_{CRM/RM}$, where two methods of characterization are used is the weighted mean of the two results:

$X_{CRM/RM} = [(w_a)(X_a) + (w_b)(X_b)]$

X_a = mean of Assay Method A with standard uncertainty $u_{char\ a}$

X_b = mean of Assay Method B with standard uncertainty $u_{char\ b}$

w_a and w_b = the weighting factors for each method calculated using the inverse square of the variance:

$w_a = (1/u_{char\ a})^2 / ((1/u_{char\ a})^2 + (1/u_{char\ b})^2))$

$w_b = (1/u_{char\ b})^2 / ((1/u_{char\ a})^2 + (1/u_{char\ b})^2))$

CRM/RM Expanded Uncertainty (±) = $U_{CRM/RM} = k\,(u^2_{char\ a\&b} + u^2_{bb} + u^2_{lts} + u^2_{sts})^{½}$

k = coverage factor = 2 in all cases at Inorganic Ventures

$u_{char\ a\&b} = [(w_a)^2 (u_{char\ a})^2 + (w_b)^2 (u_{char\ b})^2]^{½}$ where $u_{char\ a}$ and $u_{char\ b}$ are the square root of the sum of the squares of errors from characterization which include instrument measurement, density, NIST SRM uncertainty, weighing, and volume

u_{bb} = bottle to bottle homogeneity standard uncertainty

u_{lts} = long term stability standard uncertainty (storage)

u_{sts} = short term stability standard uncertainty (transportation)

Characterization of CRM/RM by One Method

Certified Value, $X_{CRM/RM}$, where one method of characterization is used is the mean of individual results:

$X_{CRM/RM}$ = mean of Assay Method A with standard uncertainty $u_{char\ a}$

CRM/RM Expanded Uncertainty (±) = $U_{CRM/RM} = k\,(u^2_{char\ a} + u^2_{bb} + u^2_{lts} + u^2_{sts})^{½}$

k = coverage factor = 2 in all cases at Inorganic Ventures

$u_{char\ a}$ = square root of the sum of the squares of the errors from characterization which include instrumental measurement, density, NIST SRM uncertainty, weighing, and volume

u_{bb} = bottle to bottle homogeneity standard uncertainty

u_{lts} = long term stability standard uncertainty (storage)

u_{sts} = short term stability standard uncertainty (transportation)

4.0 TRACEABILITY TO NIST

- This product is traceable to NIST via an unbroken chain of comparisons. The uncertainties for each certified value are reported, taking into account the SRM/RM uncertainty error and the measurement, weighing and volume dilution errors. In rare cases where no NIST SRM/RM are available, the term 'in-house std.' is specified.

4.1 Thermometer Calibration

- All thermometers are NIST traceable through thermometers that are calibrated by an accredited calibration laboratory.

4.2 Balance Calibration

- All analytical balances are calibrated by an accredited calibration laboratory and procedure. The weights used for testing are annually compared to master weights and are traceable to NIST.

4.3 Glassware Calibration

- An in-house procedure is used to calibrate all Class A glassware used in the manufacturing and quality control of CRM/RMs.

5.0 TRACE METALLIC IMPURITIES (TMI) DETERMINED BY ICP-MS AND ICP-OES (µg/mL)

CRM/RMs are tested for trace metallic impurities by Axial ICP-OES and ICP-MS. The result from the most sensitive method for each element, is reported below. Solutions tested by ICP-MS were analyzed in an ULPA-Filtered Clean Room. An ULPA-FIlter is 99.9985% efficient for the removal of particles down to 0.3 µm.

M	Ag	<	0.003345	M	Eu	<	0.000669	O	Na		0.010415	M	Se	<	0.020072	M	Zn		0.053570
M	Al		0.038176	s	Fe	<		M	Nb	<	0.013382	O	Si		0.054441	M	Zr	<	0.006691
M	As	<	0.053526	M	Ga	<	0.033454	M	Nd	<	0.000669	M	Sm	<	0.006691				
M	Au	<	0.000669	M	Gd	<	0.000669	M	Ni		0.032758	M	Sn	<	0.006691				
O	B	<	0.012860	i	Ge	<		n	Os	<		O	Sr	<	0.001286				
O	Ba	<	0.003858	M	Hf	<	0.003345	i	P	<		M	Ta	<	0.000669				
O	Be	<	0.000257	O	Hg	<	0.007716	M	Pb	<	0.003345	M	Tb	<	0.000669				
M	Bi	<	0.001338	M	Ho	<	0.000669	M	Pd	<	0.000669	M	Te	<	0.033454				
O	Ca		0.017989	M	In	<	0.026763	M	Pr	<	0.000669	M	Th	<	0.000669				
M	Cd	<	0.000669	M	Ir	<	0.000669	M	Pt	<	0.001338	O	Ti	<	0.002572				
M	Ce	<	0.001338	O	K		0.006628	M	Rb	<	0.000669	M	Tl	<	0.000669				
M	Co		0.018103	M	La	<	0.000669	M	Re	<	0.000669	M	Tm	<	0.000669				
O	Cr		0.023670	O	Li	<	0.000077	M	Rh	<	0.000669	M	U	<	0.000669				
M	Cs	<	0.006691	M	Lu	<	0.000669	M	Ru	<	0.000669	M	V	<	0.006691				
M	Cu		0.019950	O	Mg		0.001183	O	S		0.035505	M	W	<	0.020072				
M	Dy	<	0.000669	O	Mn		0.085212	M	Sb		0.033250	M	Y	<	0.000669				
M	Er	<	0.000669	M	Mo	<	0.066908	M	Sc	<	0.001338	M	Yb	<	0.000669				

M - Checked by ICP-MS O - Checked by ICP-OES i - Spectral Interference
n - Not Checked For s - Solution Standard Element

6.0 INTENDED USE

- For the calibration of analytical instruments and validation of analytical methods as appropriate.

7.0 INSTRUCTIONS FOR THE CORRECT USE OF THIS REFERENCE MATERIAL

7.1 Storage and Handling Recommendations

- Store between approximately 4° - 30° C while in sealed TCT bag.

- While stored in the sealed TCT bag, transpiration of this CRM/RM is negligible. After opening the sealed TCT bag transpiration of the CRM/RM will occur, resulting in a gradual increase in the analyte concentration(s). It is the responsibility of the user to account for this effect. When the bottle is weighed both before and after being placed in storage, the mass difference observed will be a measure of transpiration mass loss.

- After opening the sealed TCT bag keep cap tightly sealed when not in use. Store and use at 20° ± 4° C. Do not pippette from the container. Do not return removed aliquots to container.

- For more information, visit **www.inorganicventures.com/TCT**

Atomic Weight; Valence; Coordination Number; Chemical Form in Solution - 55.85 +3 6 Fe(H2O)63+
Chemical Compatibility -Stable in HCl, HNO3, H2SO4 ,HF and H3PO4. Avoid basic media. Stable with most metals and inorganic anions in acidic media.
Stability - 2-100 ppb levels stable for months in 1% HNO3 / LDPE container. 1-10,000 ppm solutions chemically stable for years in 1-5% HNO3 / LDPE container.
Fe Containing Samples (Preparation and Solution) - Metal (Soluble in HCl); Oxides (If the oxide has been at a high temperature then Na2CO3 fusion in Pt0 followed by HCl dissolution otherwise dissolve in dilute HCl); Ores (See Oxides above using only the fusion approach).
Atomic Spectroscopic Information (ICP-OES D.L.s are given as radial/axial view):

Technique/Line	Estimated D.L.	Order	Interferences (underlined indicates severe)
ICP-MS 56 amu	970 ppt	N/A	40Ar15N1H, 40Ar16O, 36Ar17O1H , 38Ar18O, 37Cl18O1H, 40Ca16O
ICP-OES 238.204 nm	0.005/0.001 µg/mL	1	Ru, Co
ICP-OES 239.562 nm	0.005/0.001 µg/mL	1	Co, W, Cr
ICP-OES 259.940 nm	0.006/0.001 µg/mL	1	Hf, Nb

8.0 HAZARDOUS INFORMATION

- Please refer to the Safety Data Sheet for information regarding this CRM/RM.

9.0 HOMOGENEITY

- This solution was mixed according to an in-house procedure and is guaranteed to be homogeneous. Homogeneity data indicate that the end user should take a minimum sample size of 0.2 mL to assure homogeneity.

10.0 QUALITY STANDARD DOCUMENTATION

10.1 10CFR50 Appendix B - Nuclear Regulatory Commission

- Domestic Licensing of Production and Utilization Facilities

10.2 10CFR21 - Nuclear Regulatory Commission

- Reporting defects and Non-Compliance

10.3 ISO 9001 Quality Management System Registration

- SAI Global File Number 010105

Reagent

10000 Si_00012

INORGANIC VENTURES

CERTIFICATE OF ANALYSIS

1.0 ACCREDITATION / REGISTRATION

INORGANIC VENTURES is accredited to ISO Guide 34, "General Requirements for the Competence of Reference Material Producers" and ISO/IEC 17025, "General Requirements for the Competence of Testing and Calibration Laboratories". Inorganic Ventures is also an ISO 9001 registered manufacturer (SAI Global File Number 010105).

ACCREDITED Testing Laboratory Certificate 883.01

ACCREDITED Reference Material Producer Certificate 883.02

2.0 PRODUCT DESCRIPTION

Product Code:	Single Analyte Custom Grade Solution
Catalog Number:	CGSI10
Lot Number:	J2-SI03056
Matrix:	1% (v/v) HNO3 1.4% (v/v) HF
Value / Analyte(s):	10 000 µg/mL ea: Si
Starting Material:	Fumed Silica
Starting Material Lot#:	1771
Starting Material Purity:	99.9931%

3650842
ID: 10000 Si_00012
Exp:06/26/18 Prpd:SJS Opn:12/08/15
10000 Si IV

3.0 CERTIFIED VALUES AND UNCERTAINTIES

Certified Value: 9992 ± 53 µg/mL

Certified Density: 1.046 g/mL (measured at 20 ± 1 °C)

Assay Information:

Assay Method #1	**9990 ± 60 µg/mL** ICP Assay NIST SRM 3150 Lot Number: 071204
Assay Method #2	**9994 ± 66 µg/mL** Calculated NIST SRM Lot Number: See Sec. 4.2

- The Calculated Value is a value calculated from the weight of a starting material that has been certified directly vs. a National Institute of Standards and Technology (NIST) SRM/RM. See Sec 4.2 for balance traceability.

The following equations are used in the calculation of the certified value and the uncertainty. Reported uncertainties represent expanded uncertainties expressed at approximately the 95% confidence level using a coverage factor of k = 2.

Characterization of CRM by two independent methods | **Characterization of CRM by one method**

Characterization of CRM/RM by Two Methods

Certified Value, $X_{CRM/RM}$, where two methods of characterization are used is the weighted mean of the two results:

$X_{CRM/RM} = [(w_a)(X_a) + (w_b)(X_b)]$

X_a = mean of Assay Method A with standard uncertainty $u_{char\ a}$

X_b = mean of Assay Method B with standard uncertainty $u_{char\ b}$

w_a and w_b = the weighting factors for each method calculated using the inverse square of the variance:

$w_a = (1/u_{char\ a})^2 / ((1/u_{char\ a})^2 + (1/u_{char\ b})^2))$

$w_b = (1/u_{char\ b})^2 / ((1/u_{char\ a})^2 + (1/u_{char\ b})^2))$

CRM/RM Expanded Uncertainty (±) = $U_{CRM/RM} = k\,(u^2_{char\ a\&b} + u^2_{bb} + u^2_{lts} + u^2_{sts})^{½}$

k = coverage factor = 2 in all cases at Inorganic Ventures

$u_{char\ a\&b} = [(w_a)^2 (u_{char\ a})^2 + (w_b)^2 (u_{char\ b})^2]^{½}$ where $u_{char\ a}$ and $u_{char\ b}$ are the square root of the sum of the squares of errors from characterization which include instrument measurement, density, NIST SRM uncertainty, weighing, and volume

u_{bb} = bottle to bottle homogeneity standard uncertainty

u_{lts} = long term stability standard uncertainty (storage)

u_{sts} = short term stability standard uncertainty (transportation)

Characterization of CRM/RM by One Method

Certified Value, $X_{CRM/RM}$, where one method of characterization is used is the mean of individual results:

$X_{CRM/RM}$ = mean of Assay Method A with standard uncertainty $u_{char\ a}$

CRM/RM Expanded Uncertainty (±) = $U_{CRM/RM} = k\,(u^2_{char\ a} + u^2_{bb} + u^2_{lts} + u^2_{sts})^{½}$

k = coverage factor = 2 in all cases at Inorganic Ventures

$u_{char\ a}$ = square root of the sum of the squares of the errors from characterization which include instrumental measurement, density, NIST SRM uncertainty, weighing, and volume

u_{bb} = bottle to bottle homogeneity standard uncertainty

u_{lts} = long term stability standard uncertainty (storage)

u_{sts} = short term stability standard uncertainty (transportation)

4.0 TRACEABILITY TO NIST

- This product is traceable to NIST via an unbroken chain of comparisons. The uncertainties for each certified value are reported, taking into account the SRM/RM uncertainty error and the measurement, weighing and volume dilution errors. In rare cases where no NIST SRM/RM are available, the term 'in-house std.' is specified.

4.1 Thermometer Calibration

- All thermometers are NIST traceable through thermometers that are calibrated by an accredited calibration laboratory.

4.2 Balance Calibration

- All analytical balances are calibrated by an accredited calibration laboratory and procedure. The weights used for testing are annually compared to master weights and are traceable to NIST.

4.3 Glassware Calibration

- An in-house procedure is used to calibrate all Class A glassware used in the manufacturing and quality control of CRM/RMs.

5.0 TRACE METALLIC IMPURITIES (TMI) DETERMINED BY ICP-MS AND ICP-OES (µg/mL)

CRM/RMs are tested for trace metallic impurities by Axial ICP-OES and ICP-MS. The result from the most sensitive method for each element, is reported below. Solutions tested by ICP-MS were analyzed in an ULPA-Filtered Clean Room. An ULPA-FIlter is 99.9985% efficient for the removal of particles down to 0.3 µm.

M	Ag	<	0.000504	M	Eu	<	0.000252	O	Na		0.009659	M	Se	<	0.025180	O	Zn	<	0.022280
O	Al		0.067136	i	Fe	<		M	Nb	<	0.001007	s	Si	<		O	Zr	<	0.001114
O	As	<	0.222800	M	Ga	<	0.000252	M	Nd	<	0.002014	M	Sm	<	0.000252				
M	Au	<	0.000252	M	Gd	<	0.000252	O	Ni	<	0.005570	M	Sn	<	0.003777				
O	B		0.123710	O	Ge	<		n	Os	<		O	Sr	<	0.000334				
O	Ba		0.000719	M	Hf	<	0.001259	O	P	<	0.111400	M	Ta	<	0.005036				
O	Be	<	0.000045	i	Hg	<		M	Pb	<	0.000252	M	Tb	<	0.000252				
M	Bi	<	0.000252	M	Ho	<	0.000252	M	Pd	<	0.000252	M	Te	<	0.003777				
O	Ca		0.017415	M	In	<	0.000252	M	Pr	<	0.000252	M	Th	<	0.002518				
M	Cd	<	0.000252	M	Ir	<	0.000252	M	Pt	<	0.000252	O	Ti		0.002199				
M	Ce	<	0.001259	O	K		0.045202	M	Rb	<	0.050360	M	Tl	<	0.000252				
M	Co	<	0.000755	M	La	<	0.000252	M	Re	<	0.000252	M	Tm	<	0.000252				
M	Cr	<	0.003777	O	Li	<	0.000111	M	Rh	<	0.000252	M	U	<	0.000252				
M	Cs	<	0.002014	M	Lu	<	0.000252	M	Ru	<	0.000252	O	V	<	0.001114				
O	Cu	<	0.001114	O	Mg		0.001727	O	S		1.317984	M	W	<	0.000252				
M	Dy	<	0.000252	M	Mn	<	0.007554	M	Sb	<	0.000252	M	Y	<	0.000252				
M	Er	<	0.000252	M	Mo	<	0.001259	O	Sc	<	0.000111	M	Yb	<	0.000252				

M - Checked by ICP-MS O - Checked by ICP-OES i - Spectral Interference
n - Not Checked For s - Solution Standard Element

6.0 INTENDED USE

- For the calibration of analytical instruments and validation of analytical methods as appropriate.

7.0 INSTRUCTIONS FOR THE CORRECT USE OF THIS REFERENCE MATERIAL

7.1 Storage and Handling Recommendations

- Store between approximately 4° - 30° C while in sealed TCT bag.

- While stored in the sealed TCT bag, transpiration of this CRM/RM is negligible. After opening the sealed TCT bag transpiration of the CRM/RM will occur, resulting in a gradual increase in the analyte concentration(s). It is the responsibility of the user to account for this effect. When the bottle is weighed both before and after being placed in storage, the mass difference observed will be a measure of transpiration mass loss.

- After opening the sealed TCT bag keep cap tightly sealed when not in use. Store and use at 20° ± 4° C. Do not pippette from the container. Do not return removed aliquots to container.

- For more information, visit **www.inorganicventures.com/TCT**

Atomic Weight; Valence; Coordination Number; Chemical Form in Solution - 28.09 +4 6 Si(OH)x(F)y2-
Chemical Compatibility -Soluble in HCl, HF, H3PO4 H2SO4 and HNO3 as the Si(OH)x(F)y2-. Avoid neutral to basic media. Unstable at ppm levels with metals that would pull F- away (i.e. Do not mix with Alkaline or Rare Earths, or high levels of transition elements unless they are fluorinated. Stable with most inorganic anions with a tendency to hydrolyze forming silicic acid (silicic acid is soluble up to ∼100 ppm in water) in all dilute acids except HF.
Stability - 2-100 ppb levels - stability unknown - (alone or mixed with all other metals) as the Si(OH)x(F)y2-. 1-10,000 ppm single element solutions as the Si(OH)x(F)y2- chemically stable for years in 2-5 % HNO3 / trace HF in a LDPE container.
Si Containing Samples (Preparation and Solution) -Metal (Soluble in 1:1:1 H2O / HF / HNO3); Oxide - SiO2, amorphic (dissolve by heating in 1:1:1 H2O / HF / HNO3); Oxide - quartz (fuse in Pt0 with Na2CO3); Geological Samples(fuse in Pt0with Na2CO3 followed by HCl solution of the fuseate); Organic Matrices containing silicates and non volatile silicon compounds (dry ash at 4500C in Pt0 and dissolve by gently warming with 1:1:1 H2O / HF / H2SO4 or fuse / ash with Na2CO3 and dissolve fuseate with HCl / H2O); Silicone Oils - dimethyl silicones depolymerize to form volatile monomer units when heated (Measure directly in alcoholic KOH / xylene mixture where sample is treated first with the KOH at 60-1000C to "unzip" the Si-O-Si polymeric structure or digest with conc. H2SO4 / H2O2 followed by cooling and dissolution of the dehydrated silica with HF.) Note that the direct analysis of silicone oils in an organic solvent will result in false high results due to high vapor pressure of volatile monomer units like hexamethylcyclotrisiloxane. The KOH forms the K2+Si(CH3)2O= salt which is not volatile at room temperature.
Atomic Spectroscopic Information (ICP-OES D.L.s are given as radial/axial view):

Technique/Line	**Estimated D.L.**	**Order**	**Interferences** (underlined indicates severe)
ICP-MS 28 amu	4000 - 8000 ppt	N/A	N2, 12C16O
ICP-OES 212.412 nm	0.02/0.01 µg/mL	1	Hf, Os, Mo, Ta
ICP-OES 251.611 nm	0.012/0.003 µg/mL	1	Ta, U, Zn, Th
ICP-OES 288.158 nm	0.03/0.004 µg/mL	1	Ta, Ce, Cr, Cd, Th

HF Note: This standard should not be prepared or stored in glass.

8.0 HAZARDOUS INFORMATION

- Please refer to the Safety Data Sheet for information regarding this CRM/RM.

9.0 HOMOGENEITY

- This solution was mixed according to an in-house procedure and is guaranteed to be homogeneous. Homogeneity data indicate that the end user should take a minimum sample size of 0.2 mL to assure homogeneity.

10.0 QUALITY STANDARD DOCUMENTATION

10.1 10CFR50 Appendix B - Nuclear Regulatory Commission

- Domestic Licensing of Production and Utilization Facilities

10.2 10CFR21 - Nuclear Regulatory Commission

- Reporting defects and Non-Compliance

10.3 ISO 9001 Quality Management System Registration

- SAI Global File Number 010105

10.4 ISO/IEC Guide 17025 "General Requirements for the Competence of Testing and Calibration Laboratories"

- Chemical Testing - Accredited / A2LA Certificate Number 883.01

10.5 ISO/IEC Guide 34 "General Requirements for the Competence of Reference Material Producers"

- Reference Material Producer - Accredited / A2LA Certificate Number 883.02

11.0 CERTIFICATION, LOT EXPIRATION AND PERIOD OF VALIDITY

11.1 Certification Issue Date

June 26, 2015

- The certification is valid within the measurement uncertainty specified provided the CRM/RM is stored and handled in accordance with instructions given in Sec 7.1. This certification is nullified if instructions in Sec 7.1 are not followed or if the CRM/RM is damaged, contaminated, or otherwise modified.

11.2 Lot Expiration Date

- June 26, 2018

- The date after which this CRM/RM should not be used.

- The lot expiration date reflects the period of time that the stability of a CRM/RM can be supported by long term stability studies conducted on properly stored and handled CRM/RMs. Lot expiration is limited primarily by transpiration (loss of water from the solution) and infrequently by chemical stability.

11.3 Period of Validity

- Sealed TCT Bag Open Date: _____

- This CRM/RM should not be used longer than one year from the date of removal from the aluminized bag or after the date given in Sec. 11.2, whichever comes first. This is contingent upon the CRM/RM being handled and stored in accordance with the instructions given in Sec 7.1.

12.0 NAMES AND SIGNATURES OF CERTIFYING OFFICERS

Certificate Prepared By:

Brenda Francis
Product Documentation Technician

Certificate Approved By:

Brian Alexander
PhD., Technical Process Director

Certifying Officer:

Paul Gaines
PhD., Senior Technical Director

Reagent

ANALYTES B_00009

ACCREDITED
Reference Materials Producer
Cert #2495.01

SPEXertificate®

Certificate of Reference Material

ilac-MRA ACCREDITED
Chemical Testing
Cert #2495.02

Catalog Number: INT-B1 **Lot No.** 12-03YPY

Description: Analytes B

Matrix: 5% HNO_3

This **ASSURANCE®** Certified Reference Material, CRM, is intended primarily for use as a calibration standard or quality control standard for inorganic spectroscopic instrumentation such as ICP-OES, DCP, AA, ICP-MS, and XRF. It can be employed in USEPA, ASTM and other methods relevant to the certified properties listed below.

The CRM is prepared from high purity single element concentrates of individual elements using Class A laboratory ware to give precise concentrations. See side 2 for details of certification.

Instrumental Analysis by ICP Spectrometer:

Analyte	Labeled	Certified	Uncertainty	SRM	Analyte	Labeled	Certified	Uncertainty	SRM
Ag	100 µg/mL	99.9 µg/mL	±0.5 µg/mL	3151*	Be	50 µg/mL	49.9 µg/mL	±0.3 µg/mL	3105a*
Cd	100 µg/mL	99.2 µg/mL	±0.5 µg/mL	3108*	Co	50 µg/mL	50.0 µg/mL	±0.3 µg/mL	3113*
Ni	100 µg/mL	99.6 µg/mL	±0.5 µg/mL	3136*	Cr	50 µg/mL	50.1 µg/mL	±0.3 µg/mL	3112a*
Pb	100 µg/mL	101 µg/mL	±0.5 µg/mL	3128*	Cu	50 µg/mL	49.9 µg/mL	±0.3 µg/mL	3114*
Zn	100 µg/mL	99.2 µg/mL	±0.5 µg/mL	3168a*	Mn	50 µg/mL	49.9 µg/mL	±0.3 µg/mL	3132*
Ba	50 µg/mL	49.3 µg/mL	±0.3 µg/mL	3104a*	V	50 µg/mL	49.6 µg/mL	±0.3 µg/mL	3165*

* - indicates NIST SRM † - indicates SPEX CertiPrep CRM (when NIST SRM is not available)

SPEX CertiPrep Reference Multi: Lot# 9-164YP

3283963
ID: ANALYTES B_00009
Exp:05/20/16 Prpd:SJS Opn:05/20/15
ICP ANALYTES B SPEX

Balances are calibrated regularly with weight sets traceable to NIST#s 32856, 32867 and others. This CRM is guaranteed stable and accurate to ±0.5% of the certified (measured) value. This includes uncertainty components due to preparation, measurement, homogeneity, short-term and long-term stability as well as transpiration loss. No measured concentration of any individual component exceeds ±2% of the labeled value. This guarantee is valid for a period of one year from the date of certification only when the material is unopened and stored under ambient laboratory conditions.

Date of Certification: MAY -- 2015 Certifying Officer:

©2013 SPEX CertiPrep, Inc.

Reagent

ANALYTES B_00010

Reference Materials Producer
Cert #2495.01

SPEXertificate®

Certificate of Reference Material

Chemical Testing
Cert #2495.02

Catalog Number: INT-B1 **Lot No.** 1-75MKBY

Description: Analytes B

Matrix: 5% HNO_3

This **ASSURANCE®** Certified Reference Material, CRM, is intended primarily for use as a calibration standard or quality control standard for inorganic spectroscopic instrumentation such as ICP-OES, DCP, AA, ICP-MS, and XRF. It can be employed in USEPA, ASTM and other methods relevant to the certified properties listed below.

The CRM is prepared from high purity single element concentrates of individual elements using Class A laboratory ware to give precise concentrations. See side 2 for details of certification.

Instrumental Analysis by ICP Spectrometer:

Analyte	Labeled	Certified	Uncertainty	SRM	Analyte	Labeled	Certified	Uncertainty	SRM
Ag	100 µg/mL	99.9 µg/mL	±0.5 µg/mL	3151*	Be	50 µg/mL	49.9 µg/mL	±0.3 µg/mL	3105a*
Cd	100 µg/mL	99.2 µg/mL	±0.5 µg/mL	3108*	Co	50 µg/mL	50.0 µg/mL	±0.3 µg/mL	3113*
Ni	100 µg/mL	99.6 µg/mL	±0.5 µg/mL	3136*	Cr	50 µg/mL	50.1 µg/mL	±0.3 µg/mL	3112a*
Pb	100 µg/mL	101 µg/mL	±0.5 µg/mL	3128*	Cu	50 µg/mL	49.9 µg/mL	±0.3 µg/mL	3114*
Zn	100 µg/mL	99.2 µg/mL	±0.5 µg/mL	3168a*	Mn	50 µg/mL	49.9 µg/mL	±0.3 µg/mL	3132*
Ba	50 µg/mL	49.3 µg/mL	±0.3 µg/mL	3104a*	V	50 µg/mL	49.6 µg/mL	±0.3 µg/mL	3165*

* - indicates NIST SRM † - indicates SPEX CertiPrep CRM (when NIST SRM is not available)

SPEX CertiPrep Reference Multi: Lot# 9-164YP

Balances are calibrated regularly with weight sets traceable to NIST#s 32856, 32867 and others. This CRM is guaranteed stable and accurate to ±0.5% of the certified (measured) value. This includes uncertainty components due to preparation, measurement, homogeneity, and short-term and long-term stability. No measured concentration of any individual component exceeds ±2% of the labeled value. This guarantee is valid for a period of one year from the date of certification only when the material is unopened and stored under ambient laboratory conditions.

Date of Certification: APR -- 2016 Certifying Officer:

©2015 SPEX CertiPrep, LLC

Reagent

Icp cal std 3_00011

INORGANIC VENTURES™
300 Technology Drive
Christiansburg, VA 24073 • USA
inorganicventures.com

CERTIFICATE OF ANALYSIS

tel: 800.669.6799 • 540.585.3030
fax: 540.585.3012
info@inorganicventures.com

1.0 ACCREDITATION / REGISTRATION

INORGANIC VENTURES is accredited to ISO Guide 34, "General Requirements for the Competence of Reference Material Producers" and ISO/IEC 17025, "General Requirements for the Competence of Testing and Calibration Laboratories". Inorganic Ventures is also an ISO 9001 registered manufacturer (SAI Global File Number 010105).

ACCREDITED Testing Laboratory Certificate 883.01
ACCREDITED Reference Material Producer Certificate 883.02

2.0 PRODUCT DESCRIPTION

Product Code:	Multi Analyte Custom Grade Solution
Catalog Number:	STLDEN-STD-3B
Lot Number:	J2-MEB585085
Matrix:	5% (v/v) HNO3
Value / Analyte(s):	10 000 µg/mL ea: K, 4 000 µg/mL ea: Mg, 1 000 µg/mL ea: Ca, Na, 500 µg/mL ea: Fe, 200 µg/mL ea: Li, P, 100 µg/mL ea: Ag, Al, B, Ba, Be, Cd, Co, Cr3, Cu, Mn, Ni, Sr, V, Zn

3347493
ID: Icp cal std 3_00011
Exp:05/01/16 Prpd:SJS Opn:06/23/15
ICP CAL STD 3B IV

3.0 CERTIFIED VALUES AND UNCERTAINTIES

ANALYTE	CERTIFIED VALUE	ANALYTE	CERTIFIED VALUE
Aluminum, Al	100.0 ± 0.6 µg/mL	Barium, Ba	100.0 ± 0.6 µg/mL
Beryllium, Be	100.0 ± 0.7 µg/mL	Boron, B	100.0 ± 0.7 µg/mL
Cadmium, Cd	100.0 ± 0.6 µg/mL	Calcium, Ca	1 000 ± 4 µg/mL
Chromium+3, Cr3	100.0 ± 0.5 µg/mL	Cobalt, Co	100.0 ± 0.5 µg/mL
Copper, Cu	100.0 ± 0.5 µg/mL	Iron, Fe	500.0 ± 2.3 µg/mL
Lithium, Li	200.0 ± 1.2 µg/mL	Magnesium, Mg	4 000 ± 19 µg/mL
Manganese, Mn	100.0 ± 0.5 µg/mL	Nickel, Ni	100.0 ± 0.5 µg/mL
Phosphorus, P	200.0 ± 1.0 µg/mL	Potassium, K	10 000.0 ± 40.0 µg/mL
Silver, Ag	100.0 ± 0.6 µg/mL	Sodium, Na	1 000 ± 4 µg/mL
Strontium, Sr	100.0 ± 0.5 µg/mL	Vanadium, V	100.0 ± 0.5 µg/mL
Zinc, Zn	100.0 ± 0.5 µg/mL		

Certified Density: 1.074 g/mL (measured at 20 ± 1 °C)

Assay Information:

n accredited calibration

cedure. The weights

acturing and quality

(µg/mL)

appropriate.

from the container. Do not

e homogeneous.
).2 mL to assure

Calibration Laboratories"

al Producers"

11.1 Certification Issue Date

June 16, 2015

11.2 Expiration Date

EXPIRES
1 2 2016

11.3 Period of Validity

- The certification is valid within the measurement uncertainty specified provided the CRM/RM is handled and stored in accordance with instructions given in Sec 7.0 and used prior to the date given in Sec 11.2. This certification is nullified if the CRM/RM is damaged, contaminated, or otherwise modified.

12.0 NAMES AND SIGNATURES OF CERTIFYING OFFICERS

Certificate Prepared By:

Donna Senn
Product Documentation Technician

Donna Senn

Certificate Approved By:

Brian Alexander
PhD., Technical Process Director

Brian Alexander

Certifying Officer:

Paul Gaines
PhD., Senior Technical Director

Paul R Gaines

ANALYTE	METHOD	NIST SRM#	SRM LOT#
Ag	ICP Assay	3151	992212
Ag	Volhard	999b	999b
Al	ICP Assay	3101a	060502
Al	EDTA	928	928
B	ICP Assay	3107	070514
Ba	Gravimetric		See Sec. 4.2
Ba	ICP Assay	3104a	070222
Be	Calculated		See Sec. 4.2
Be	ICP Assay	3105a	090514
Ca	ICP Assay	3109a	050825
Ca	EDTA	928	928
Cd	ICP Assay	3108	060531
Cd	EDTA	928	928
Co	ICP Assay	3181	000630
Co	EDTA	928	928
Cr3	Calculated		See Sec. 4.2
Cr3	ICP Assay	3112a	030730
Cu	ICP Assay	3114	011017
Cu	EDTA	928	928
Fe	ICP Assay	3126a	051031
Fe	EDTA	928	928
K	Gravimetric		See Sec. 4.2
K	ICP Assay	3141a	051220
Li	ICP Assay	3129a	100714
Mg	ICP Assay	3131a	050302
Mg	EDTA	928	928
Mn	ICP Assay	3132	050429
Mn	EDTA	928	928
Na	Gravimetric		See Sec. 4.2
Na	ICP Assay	3152a	120715
Ni	ICP Assay	3136	120619
Ni	EDTA	928	928
P	ICP Assay	3139a	060717
P	Acidimetric	84L	84L
Sr	ICP Assay	3153a	990906
Sr	EDTA	928	928
V	ICP Assay	3165	992706
V	EDTA	928	928
Zn	ICP Assay	3168a	120629
Zn	EDTA	928	928

The following equations are used in the calculation of the certified value and the uncertainty. Reported uncertainties represent expanded uncertainties expressed at approximately the 95% confidence level using a coverage factor of k = 2.

Certified Value $(\bar{x}) = \frac{\sum x_i}{n}$

Uncertainty $(\pm) = 2\,[\,\Sigma(s_i)^2\,]^{1/2}$

($\bar{x}$) = mean
x_i = individual results
n = number of measurements
2 = the coverage factor.
$[\,\Sigma(s_i)^2\,]^{1/2}$ = The square root of the sum of the squares of the most common errors (where 's' stands for the standard deviation) from instrumental measurement, density, NIST SRM uncertainty, weighing, dilution to volume, homogeneity, long term stability and short term stability.

4.0 TRACEABILITY TO NIST

- This product is traceable to NIST via an unbroken chain of comparisons. The uncertainties for each certified value are reported, taking into account the SRM/RM uncertainty error and the measurement, weighing and volume dilution errors. In rare cases where no NIST SRM/RM are available, the term 'in-house std.' is specified.

Reagent

Icp ICVH_00274

HIGH-PURITY STANDARDS
www.highpuritystandards.com

P.O. Box 41727
Charleston, SC 29423
Phone (843) 767-7900
Fax (843) 767-7906

Certificate of Analysis

3670535
ID: Icp ICVH_00274
Exp:12/14/16 Prpd:SJS Opn:12/21/15
ICP ICVH HP

Product Description:

Name:	ICVH
Part Number:	**SM-606-125**
Lot Number:	**1534512**
Matrix:	5% HNO_3
Purity:	99.99% - 99.999%

Certified Values:

Element	(µg/mL)	SRM ID	SRM Lot#	Element	(µg/mL)	SRM ID	SRM Lot#
Al	4000 ± 20	3101a	140903	Th	300.0 ± 1.8	*	
Fe	8000 ± 40	3126a	140812	U	500.0 ± 2.5	3164	080521
Na	4000 ± 20	3152a	120715				

The Certified values are based on gravimetric and volumetric preparation, and verified against SRM 3100 series developed by National Institute of Standards and Technology (NIST) via either inductively coupled plasma optical emission spectrometry (ICP-OES) or inductively coupled plasma mass spectrometry (ICP-MS) using an internal laboratory developed method. The uncertainty in the certified value is calculated for a 95% confidence interval and coverage factor *k* is about 2

* Refer to Traceability Information, Section d

Preparation Information:

The standard is generally prepared from single element standard solutions that are ISO Guide 34 certified reference materials. Highest purity source materials were purchased from qualified vendors per ISO 9001:2008 guidelines and assayed for conformity prior to use. Sub-boiling distilled high-purity acid has been used to place the materials in solution and to stabilize the standard. The matrix is as noted above in 18 megaohm deionized water.

Traceability Information:

The traceability of this standard is maintained through an unbroken chain of comparisons to appropriate standards with suitable procedure and measurement uncertainties. The maintenance of the base and derived units of International System of Units (SI) with traceability of measurement results (contemporary metrology) to SI ensures their comparability over time as follows.

a. **Standard Weight and Analytical Balance**
The standard weights (NBS weights Inventory No 20231A) are calibrated every two years by South Carolina Metrology Laboratory that is a participant in "NIST Weights and Measures Measurement Assurance Program" with a certificate of measurement traceability to NIST primary standards.
The balances are calibrated yearly by the ISO 17025 accredited metrology service, and are verified weekly by an in-house method using standard weights.

b. **Volumetric Device**
The calibration of volumetric vessels is checked annually using the ASTM method E542

High-Purity Standards is certified to ISO 9001:2008 and accredited to ISO/IEC 17025:2005 and ISO Guide 34:2009.

3166811

c. **Thermometer**
The standard thermometers are calibrated every year by the ISO 17025 accredited metrology service. The thermometers used in-house are verified against the standard thermometers yearly.

d. **Calibration Standards**
The Calibration Standards are traceable to SRM 3100 Series Spectrometric Standard Solutions or second sources.

Packaging and Storage Conditions:

The standard is packaged in a pre-cleaned polyethylene bottle. To maintain the integrity of this product, the solution should be kept tightly capped and stored under normal laboratory conditions.

Refer to Material Safety Datasheet (MSDS) for hazardous information.

Expiration Information:

The expiry date is guaranteed to be valid for twelve months from the shipping date provided. For this reason, standards from the same lot may have different expiration dates.

Preparation Date:	**December 11, 2015**
Shipped Date:	**December 14, 2015**
Expiration Date:	**December 14, 2016**
Certificate Issue Date:	**December 11, 2015**

Quality Information:

ACLASS ACCREDITED TESTING

ISO/IEC 17025:2005 Accreditation
Certificate Number AT-1529

Angel Sellers
Quality Manager

NOTICE: HPS products are intended for laboratory use only. All products should be handled and used by trained professional personnel. The responsibility for the safe handling and use of these products rests solely with the buyer and/or user. The data and information as stated was furnished by the manufacturer of the product. The information provided in this certificate pertains only to the lot number specified. None of the information provided in this certificate may be used, reproduced or transmitted in any form or by any means without written approval from High Purity Standards.

Reagent

Icp ICVL A_00010

HIGH-PURITY STANDARDS
www.highpuritystandards.com

P.O. Box 41727
Charleston, SC 29423
Phone (843) 767-7900
Fax (843) 767-7906

Certificate of Analysis

Product Description:

3723273
ID: Icp ICVL A_00010
Exp: 02/02/17 Prpd: SJS
ICP ICVL SOLUTION A H

Name:	Intrepid ICVL
Part Number:	**SM-606-062 Solution A**
Lot Number:	**1602809**
Matrix:	5% HNO_3
Purity:	99.98% - 99.9999%

Certified Values:

Element	(mg/L)	SRM ID	SRM Lot#	Element	(mg/L)	SRM ID	SRM Lot#
Al	25.00 ± 0.13	3101a	140903	Li	25.00 ± 0.15	3129a	100714
As	25.00 ± 0.25	3103a	100818	Mg	1000 ± 5	3131a	140110
Ba	25.00 ± 0.15	*		Mn	25.00 ± 0.25	3132	050429
Be	25.00 ± 0.25	3105a	090514	Ni	25.00 ± 0.13	3136	120619
B	25.00 ± 0.13	3107	110830	K	2000 ± 10	3141a	140813
Cd	25.00 ± 0.13	3108	130116	Se	50.0 ± 0.5	3149	100901
Ca	200 ± 1	3109a	130213	Na	200 ± 1	3152a	120715
Cr	25.00 ± 0.13	3112a	030730	Sr	25.00 ± 0.13	3153a	990906
Co	25.00 ± 0.13	3113	000630	Tl	50.00 ± 0.25	3158	993012
Cu	25.00 ± 0.13	3114	121207	V	25.00 ± 0.15	3165	992706
Fe	25.00 ± 0.13	3126a	140812	Zn	25.00 ± 0.13	3168a	120629
Pb	25.00 ± 0.15	3128	101026				

The Certified values are based on gravimetric and volumetric preparation, and verified against SRM 3100 series developed by National Institute of Standards and Technology (NIST) via either inductively coupled plasma optical emission spectrometry (ICP-OES) or inductively coupled plasma mass spectrometry (ICP-MS) using an internal laboratory developed method. The uncertainty in the certified value is calculated for a 95% confidence interval and coverage factor k is about 2

* Refer to Traceability Information, Section d

Preparation Information:

The standard is generally prepared from single element standard solutions that are ISO Guide 34 certified reference materials. Highest purity source materials were purchased from qualified vendors per ISO 9001:2008 guidelines and assayed for conformity prior to use. Sub-boiling distilled high-purity acid has been used to place the materials in solution and to stabilize the standard. The matrix is as noted above in 18 megaohm deionized water.

Traceability Information:

The traceability of this standard is maintained through an unbroken chain of comparisons to appropriate standards with suitable procedure and measurement uncertainties. The maintenance of the base and derived

High-Purity Standards is certified to ISO 9001:2008 and accredited to ISO/IEC 17025:2005 and ISO Guide 34:2009.

units of International System of Units (SI) with traceability of measurement results (contemporary metrology) to SI ensures their comparability over time as follows.

a. **Standard Weight and Analytical Balance**
The standard weights (NBS weights Inventory No 20231A) are calibrated every two years by South Carolina Metrology Laboratory that is a participant in "NIST Weights and Measures Measurement Assurance Program" with a certificate of measurement traceability to NIST primary standards.
The balances are calibrated yearly by the ISO 17025 accredited metrology service, and are verified weekly by an in-house method using standard weights.

b. **Volumetric Device**
The calibration of volumetric vessels is checked annually using the ASTM method E542

c. **Thermometer**
The standard thermometers are calibrated every year by the ISO 17025 accredited metrology service. The thermometers used in-house are verified against the standard thermometers yearly.

d. **Calibration Standards**
The Calibration Standards are traceable to SRM 3100 Series Spectrometric Standard Solutions or second sources.

Packaging and Storage Conditions:

The standard is packaged in a pre-cleaned polyethylene bottle. To maintain the integrity of this product, the solution should be kept tightly capped and stored under normal laboratory conditions.

Refer to Material Safety Datasheet (MSDS) for hazardous information.

Expiration Information:

The expiry date is guaranteed to be valid for twelve months from the shipping date provided. For this reason, standards from the same lot may have different expiration dates.

Preparation Date:	**January 28, 2016**
Shipped Date:	**February 2, 2016**
Expiration Date:	**February 2, 2017**
Certificate Issue Date:	**January 29, 2016**

Quality Information:

ACLASS ACCREDITED TESTING

ISO/IEC 17025:2005 Accreditation
Certificate Number AT-1529

Moven Mutuvari

Moven T. Mutuvari, Ph.D.
Laboratory Manager

NOTICE: HPS products are intended for laboratory use only. All products should be handled and used by trained professional personnel. The responsibility for the safe handling and use of these products rests solely with the buyer and/or user. The data and information as stated was furnished by the manufacturer of the product. The information provided in this certificate pertains only to the lot number specified. None of the information provided in this certificate may be used, reproduced or transmitted in any form or by any means without written approval from High Purity Standards.

Reagent

ICP ISAB 1B_00009

HIGH-PURITY STANDARDS
www.highpuritystandards.com

P.O. Box 41727
Charleston, SC 29423
Phone (843) 767-7900
Fax (843) 767-7906

Certificate of Analysis

3718769
ID: ICP ISAB 1B_00009
Exp:01/27/17 Prpd:SJS Opn:02/03/16
ICP ICSAB STD 1 SOL B H

Product Description:

Name:	ICS-AB STD #1
Part Number:	**SM-606-037**
	Solution B
Lot Number:	**1602230**
Matrix:	2% HNO_3
Purity:	99.99%

Certified Values:

Element	(mg/L)	SRM ID	SRM Lot#
Tl	1000 ± 5	3158	993012

The Certified values are based on gravimetric and volumetric preparation, and verified against SRM 3100 series developed by National Institute of Standards and Technology (NIST) via either inductively coupled plasma optical emission spectrometry (ICP-OES) or inductively coupled plasma mass spectrometry (ICP-MS) using an internal laboratory developed method. The uncertainty in the certified value is calculated for a 95% confidence interval and coverage factor *k* is about 2

* Refer to Traceability Information, Section d

Preparation Information:

The standard is generally prepared from single element standard solutions that are ISO Guide 34 certified reference materials. Highest purity source materials were purchased from qualified vendors per ISO 9001:2008 guidelines and assayed for conformity prior to use. Sub-boiling distilled high-purity acid has been used to place the materials in solution and to stabilize the standard. The matrix is as noted above in 18 megaohm deionized water.

Traceability Information:

The traceability of this standard is maintained through an unbroken chain of comparisons to appropriate standards with suitable procedure and measurement uncertainties. The maintenance of the base and derived units of International System of Units (SI) with traceability of measurement results (contemporary metrology) to SI ensures their comparability over time as follows.

a. **Standard Weight and Analytical Balance**
The standard weights (NBS weights Inventory No 20231A) are calibrated every two years by South Carolina Metrology Laboratory that is a participant in "NIST Weights and Measures Measurement Assurance Program" with a certificate of measurement traceability to NIST primary standards.
The balances are calibrated yearly by the ISO 17025 accredited metrology service, and are verified weekly by an in-house method using standard weights.

b. **Volumetric Device**
The calibration of volumetric vessels is checked annually using the ASTM method E542

High-Purity Standards is certified to ISO 9001:2008 and accredited to ISO/IEC 17025:2005 and ISO Guide 34:2009.

3498736

c. **Thermometer**
The standard thermometers are calibrated every year by the ISO 17025 accredited metrology service. The thermometers used in-house are verified against the standard thermometers yearly.

d. **Calibration Standards**
The Calibration Standards are traceable to SRM 3100 Series Spectrometric Standard Solutions or second sources.

Packaging and Storage Conditions:

The standard is packaged in a pre-cleaned polyethylene bottle. To maintain the integrity of this product, the solution should be kept tightly capped and stored under normal laboratory conditions.

Refer to Material Safety Datasheet (MSDS) for hazardous information.

Expiration Information:

The expiry date is guaranteed to be valid for twelve months from the shipping date provided. For this reason, standards from the same lot may have different expiration dates.

Preparation Date:	**January 22, 2016**
Shipped Date:	**January 27, 2016**
Expiration Date:	**January 27, 2017**
Certificate Issue Date:	**January 25, 2016**

Quality Information:

ISO/IEC 17025:2005 Accreditation
Certificate Number AT-1529

Moven Mutuvari
Moven T. Mutuvari, Ph.D.
Laboratory Manager

NOTICE: HPS products are intended for laboratory use only. All products should be handled and used by trained professional personnel. The responsibility for the safe handling and use of these products rests solely with the buyer and/or user. The data and information as stated was furnished by the manufacturer of the product. The information provided in this certificate pertains only to the lot number specified. None of the information provided in this certificate may be used, reproduced or transmitted in any form or by any means without written approval from High Purity Standards.

Reagent

ICP ISAB STD1_00008

HIGH-PURITY STANDARDS
www.highpuritystandards.com

P.O. Box 41727
Charleston, SC 29423
Phone (843) 767-7900
Fax (843) 767-7906

Certificate of Analysis

3718774
ID: ICP ISAB STD1_00008
Exp:01/27/17 Prpd:SJS Opn:02/03/16
ICAP ICSAB STD 1 SOL A

Product Description:

Name:	ICS-AB STD#1
Part Number:	**SM-606-037**
	Solution A
Lot Number:	**1602229**
Matrix:	20% HCl
Purity:	99.95% - 99.9999%

Certified Values:

Element	(mg/L)	SRM ID	SRM Lot#	Element	(mg/L)	SRM ID	SRM Lot#
Sb	100.0 ± 0.6	*		P	200.0 ± 1.2	3139a	060717
As	200 ± 2	3103a	100818	K	5000 ± 25	3141a	140813
B	200.0 ± 1.2	3107	110830	Se	500 ± 5	3149	100901
Li	100.0 ± 0.6	3129a	100714	Na	5000 ± 25	3152a	120715
Mo	100.0 ± 0.6	3134	891307	Sr	100.0 ± 0.5	3153a	990906

The Certified values are based on gravimetric and volumetric preparation, and verified against SRM 3100 series developed by National Institute of Standards and Technology (NIST) via either inductively coupled plasma optical emission spectrometry (ICP-OES) or inductively coupled plasma mass spectrometry (ICP-MS) using an internal laboratory developed method. The uncertainty in the certified value is calculated for a 95% confidence interval and coverage factor k is about 2

* Refer to Traceability Information, Section d

Preparation Information:

The standard is generally prepared from single element standard solutions that are ISO Guide 34 certified reference materials. Highest purity source materials were purchased from qualified vendors per ISO 9001:2008 guidelines and assayed for conformity prior to use. Sub-boiling distilled high-purity acid has been used to place the materials in solution and to stabilize the standard. The matrix is as noted above in 18 megaohm deionized water.

Traceability Information:

The traceability of this standard is maintained through an unbroken chain of comparisons to appropriate standards with suitable procedure and measurement uncertainties. The maintenance of the base and derived units of International System of Units (SI) with traceability of measurement results (contemporary metrology) to SI ensures their comparability over time as follows.

a. **Standard Weight and Analytical Balance**
The standard weights (NBS weights Inventory No 20231A) are calibrated every two years by South Carolina Metrology Laboratory that is a participant in "NIST Weights and Measures Measurement Assurance Program" with a certificate of measurement traceability to NIST primary standards.
The balances are calibrated yearly by the ISO 17025 accredited metrology service, and are verified weekly by an in-house method using standard weights.

High-Purity Standards is certified to ISO 9001:2008 and accredited to ISO/IEC 17025:2005 and ISO Guide 34:2009.

b. **Volumetric Device**
The calibration of volumetric vessels is checked annually using the ASTM method E542

c. **Thermometer**
The standard thermometers are calibrated every year by the ISO 17025 accredited metrology service. The thermometers used in-house are verified against the standard thermometers yearly.

d. **Calibration Standards**
The Calibration Standards are traceable to SRM 3100 Series Spectrometric Standard Solutions or second sources.

Packaging and Storage Conditions:

The standard is packaged in a pre-cleaned polyethylene bottle. To maintain the integrity of this product, the solution should be kept tightly capped and stored under normal laboratory conditions.

Refer to Material Safety Datasheet (MSDS) for hazardous information.

Expiration Information:

The expiry date is guaranteed to be valid for twelve months from the shipping date provided. For this reason, standards from the same lot may have different expiration dates.

Preparation Date:	**January 22, 2016**
Shipped Date:	**January 27, 2016**
Expiration Date:	**January 27, 2017**
Certificate Issue Date:	**January 25, 2016**

Quality Information:

ISO/IEC 17025:2005 Accreditation
Certificate Number AT-1529

Moven Mutuvari

Moven T. Mutuvari, Ph.D.
Laboratory Manager

NOTICE: HPS products are intended for laboratory use only. All products should be handled and used by trained professional personnel. The responsibility for the safe handling and use of these products rests solely with the buyer and/or user. The data and information as stated was furnished by the manufacturer of the product. The information provided in this certificate pertains only to the lot number specified. None of the information provided in this certificate may be used, reproduced or transmitted in any form or by any means without written approval from High Purity Standards.

3498 732

Reagent

ICP ISAB STD2_00007

HIGH-PURITY STANDARDS
www.highpuritystandards.com

P.O. Box 41727
Charleston, SC 29423
Phone (843) 767-7900
Fax (843) 767-7906

Certificate of Analysis

Product Description:

Name:	ICS-AB STD #2
Part Number:	**SM-606-038**
Lot Number:	**1525210**
Matrix:	20% HCl
Purity:	99.98% - 99.999%

Certified Values:

Element	(mg/L)	SRM ID	SRM Lot#	Element	(mg/L)	SRM ID	SRM Lot#
Sn	1000 ± 6	*		Ti	100.0 ± 0.6	3162a	130925

The Certified values are based on gravimetric and volumetric preparation, and verified against SRM 3100 series developed by National Institute of Standards and Technology (NIST) via either inductively coupled plasma optical emission spectrometry (ICP-OES) or inductively coupled plasma mass spectrometry (ICP-MS) using an internal laboratory developed method. The uncertainty in the certified value is calculated for a 95% confidence interval and coverage factor *k* is about 2

* Refer to Traceability Information, Section d

Preparation Information:

The standard is generally prepared from single element standard solutions that are ISO Guide 34 certified reference materials. Highest purity source materials were purchased from qualified vendors per ISO 9001:2008 guidelines and assayed for conformity prior to use. Sub-boiling distilled high-purity acid has been used to place the materials in solution and to stabilize the standard. The matrix is as noted above in 18 megaohm deionized water.

Traceability Information:

The traceability of this standard is maintained through an unbroken chain of comparisons to appropriate standards with suitable procedure and measurement uncertainties. The maintenance of the base and derived units of International System of Units (SI) with traceability of measurement results (contemporary metrology) to SI ensures their comparability over time as follows.

a. **Standard Weight and Analytical Balance**
The standard weights (NBS weights Inventory No 20231A) are calibrated every two years by South Carolina Metrology Laboratory that is a participant in "NIST Weights and Measures Measurement Assurance Program" with a certificate of measurement traceability to NIST primary standards.
The balances are calibrated yearly by the ISO 17025 accredited metrology service, and are verified weekly by an in-house method using standard weights.

b. **Volumetric Device**
The calibration of volumetric vessels is checked annually using the ASTM method E542

c. **Thermometer**
The standard thermometers are calibrated every year by the ISO 17025 accredited metrology service. The thermometers used in-house are verified against the standard thermometers yearly.

High-Purity Standards is certified to ISO 9001:2008 and accredited to ISO/IEC 17025:2005 and ISO Guide 34:2009.

-00007

Standard Verification Form

Verification (New vendor or problematic Standard)	☒	Re-Verification	☐
TALS Reagent Record			
New	☒	Copied	☐
COA Reviewed against formulary report		☐	

Document instrument verification if need (Initial or re-verification):

Department	Acceptance Criteria	
	Standard Analytes	Poor Performers* and Esterified Analytes
GC/HPLC	≤ 15 %D	≤ 35 %D or ≤ 50 %D for dinoseb
GCMS/LCMS	≤ 35 %D	≤ 55 %D
MSVOA	≤ 25 %D	≤ 55 %D
~~Metals~~	~~≤ 8 %D~~	~~NA~~
Wet Chemistry	≤ 5 %D	NA

Standard Name	ICS-AB STD #2	~~Standard ID~~	-00007
Verified by	SQP	Instrument ID	
Verification Date	9/23/18	Method Reference	
Reference Standard ID		Batch #	

Analyte/Mix	Prepared Concentration	Verification Concentration	% Diff	Pass/Fail
See COA				

New Expiration Date:		New TALS ID	

New expiration date can be no greater than ½ the designated standards shelf life from the date of re-verification. Standards can only be re-verified one time.

Comment:	

1st Level Review SQP Date: 9/23/18

2nd Level Review _____ Date: _____

QA Review (Re-verification only)		Date:

Attach form, supporting documentation and original CoA to new verified or re-verified standard record in TALS.

*See analytical SOP for details on poor performing analytes.

Reagent

ICP LLCCV-1_00034

INORGANIC™ VENTURES
300 Technology Drive
Christiansburg, VA 24073 · USA
inorganicventures.com

CERTIFICATE OF ANALYSIS

tel: 800.669.6799 · 540.585.3030
fax: 540.585.3012
info@inorganicventures.com

1.0 ACCREDITATION / REGISTRATION

INORGANIC VENTURES is accredited to ISO Guide 34, "General Requirements for the Competence of Reference Material Producers" and ISO/IEC 17025, "General Requirements for the Competence of Testing and Calibration Laboratories". Inorganic Ventures is also an ISO 9001 registered manufacturer (SAI Global File Number 010105).

ACCREDITED Testing Laboratory Certificate 883.01
ACCREDITED Reference Material Producer Certificate 883.02

2.0 PRODUCT DESCRIPTION

Product Code:	Multi Analyte Custom Grade Solution
Catalog Number:	ICP-LLCCV-1
Lot Number:	K2-MEB631023
Matrix:	5% (v/v) HNO3
Value / Analyte(s):	300 µg/mL ea: Potassium, 100 µg/mL ea: Sodium, 20 µg/mL ea: Calcium, Magnesium, 10 µg/mL ea: Aluminum, Bismuth, Iron, 6 µg/mL ea: Uranium, 4 µg/mL ea: Nickel, 2 µg/mL ea: Zinc, 1.5 µg/mL ea: Arsenic, Copper, Selenium, Thorium, Thallium, 1 µg/mL ea: Silver, Barium, Cobalt, Chromium+3, Lithium, Manganese, Strontium, Vanadium, 0.9 µg/mL ea: Lead, 0.5 µg/mL ea: Cadmium, 0.1 µg/mL ea: Beryllium

3.0 CERTIFIED VALUES AND UNCERTAINTIES

ANALYTE	CERTIFIED VALUE	ANALYTE	CERTIFIED VALUE
Aluminum, Al	10.00 ± 0.06 µg/mL	Arsenic, As	1.500 ± 0.011 µg/mL
Barium, Ba	1.000 ± 0.006 µg/mL	Beryllium, Be	0.1000 ± 0.0007 µg/mL
Bismuth, Bi	10.00 ± 0.06 µg/mL	Cadmium, Cd	0.5000 ± 0.0036 µg/mL
Calcium, Ca	20.00 ± 0.11 µg/mL	Chromium+3, Cr3	1.000 ± 0.006 µg/mL
Cobalt, Co	1.000 ± 0.007 µg/mL	Copper, Cu	1.500 ± 0.011 µg/mL
Iron, Fe	10.00 ± 0.06 µg/mL	Lead, Pb	0.900 ± 0.005 µg/mL
Lithium, Li	1.000 ± 0.006 µg/mL	Magnesium, Mg	20.00 ± 0.15 µg/mL
Manganese, Mn	1.000 ± 0.006 µg/mL	Nickel, Ni	4.001 ± 0.029 µg/mL
Potassium, K	300.0 ± 1.6 µg/mL	Selenium, Se	1.500 ± 0.010 µg/mL
Silver, Ag	1.000 ± 0.008 µg/mL	Sodium, Na	100.0 ± 0.5 µg/mL
Strontium, Sr	1.000 ± 0.007 µg/mL	Thallium, Tl	1.500 ± 0.011 µg/mL
Thorium, Th	1.500 ± 0.010 µg/mL	Uranium, U	5.999 ± 0.047 µg/mL
Vanadium, V	1.000 ± 0.007 µg/mL	Zinc, Zn	2.000 ± 0.013 µg/mL

Certified Density: 1.026 g/mL (measured at 20 ± 1 °C)

Assay Information:

Zn	ICP Assay	3168a	120629
Zn	EDTA	928	928

The following equations are used in the calculation of the certified value and the uncertainty. Reported uncertainties represent expanded uncertainties expressed at approximately the 95% confidence level using a coverage factor of k = 2.

Characterization of CRM by two independent methods

Characterization of CRM by Two Methods

Certified Value, $X_{CRM/RM}$, where two methods of characterization are used is the weighted mean of the two results:

$X_{CRM/RM} = [(w_a)(X_a) + (w_b)(X_b)]$

X_a = mean of Assay Method A with standard uncertainty $u_{char\ a}$

X_b = mean of Assay Method B with standard uncertainty $u_{char\ b}$

w_a and w_b = the weighting factors for each method calculated using the inverse square of the variance:

$w_a = (1/u_{char\ a})^2 / ((1/u_{char\ a})^2 + (1/u_{char\ b})^2))$

$w_b = (1/u_{char\ b})^2 / ((1/u_{char\ a})^2 + (1/u_{char\ b})^2))$

CRM/RM Expanded Uncertainty (±) = $U_{CRM/RM} = k\,(u^2_{char\ a\&b} + u^2_{bb} + u^2_{lts} + u^2_{sts})^{½}$

k = coverage factor = 2 in all cases at Inorganic Ventures

$u_{char\ a\&b} = [(w_a)^2\,(u_{char\ a})^2 + (w_b)^2\,(u_{char\ b})^2]^{½}$ where $u_{char\ a}$ and $u_{char\ b}$ are the square root of the sum of the squares of errors from characterization which include instrument measurement, density, NIST SRM uncertainty, weighing, and volume

u_{bb} = bottle to bottle homogeneity standard uncertainty

u_{lts} = long term stability standard uncertainty (storage)

u_{sts} = short term stability standard uncertainty (transportation)

Characterization of CRM by one method

Characterization of CRM/RM by One Method

Certified Value, $X_{CRM/RM}$, where one method of characterization is used is the mean of individual results:

$X_{CRM/RM}$ = mean of Assay Method A with standard uncertainty $u_{char\ a}$

CRM/RM Expanded Uncertainty (±) = $U_{CRM/RM} = k\,(u^2_{char\ a} + u^2_{bb} + u^2_{lts} + u^2_{sts})^{½}$

k = coverage factor = 2 in all cases at Inorganic Ventures

$u_{char\ a}$ = square root of the sum of the squares of the errors from characterization which include instrumental measurement, density, NIST SRM uncertainty, weighing, and volume

u_{bb} = bottle to bottle homogeneity standard uncertainty

u_{lts} = long term stability standard uncertainty (storage)

u_{sts} = short term stability standard uncertainty (transportation)

Certified Abundance:

IV's Certified Abundance

Isotope	Atom %
Uranium 238U	99.8 ± 0.1
Uranium 235U	0.21 ± 0.05

4.0 TRACEABILITY TO NIST

- This product is traceable to NIST via an unbroken chain of comparisons. The uncertainties for each certified value are reported, taking into account the SRM/RM uncertainty error and the measurement, weighing and volume dilution errors. In rare cases where no NIST SRM/RM are available, the term 'in-house std.' is specified.

4.1 Thermometer Calibration

- All thermometers are NIST traceable through thermometers that are calibrated by an accredited calibration laboratory.

4.2 Balance Calibration

- All analytical balances are calibrated by an accredited calibration laboratory and procedure. The weights used for testing are annually compared to master weights and are traceable to NIST.

4.3 Glassware Calibration

- An in-house procedure is used to calibrate all Class A glassware used in the manufacturing and quality control of CRM/RMs.

5.0 TRACE METALLIC IMPURITIES (TMI) DETERMINED BY ICP-MS AND ICP-OES (µg/mL)

N/A

6.0 INTENDED USE

- For the calibration of analytical instruments and validation of analytical methods as appropriate.

7.0 INSTRUCTIONS FOR THE CORRECT USE OF THIS REFERENCE MATERIAL

7.1 Storage and Handling Recommendations

- Store between approximately 4° - 30° C while in sealed TCT bag.

- While stored in the sealed TCT bag, transpiration of this CRM/RM is negligible. After opening the sealed TCT bag transpiration of the CRM/RM will occur, resulting in a gradual increase in the analyte concentration(s). It is the responsibility of the user to account for this effect. When the bottle is weighed both before and after being placed in storage, the mass difference observed will be a measure of transpiration mass loss.

- After opening the sealed TCT bag keep cap tightly sealed when not in use. Store and use at 20° ± 4° C. Do not pippette from the container. Do not return removed aliquots to container.

- For more information, visit **www.inorganicventures.com/TCT**

Low Silver Note: This solution contains "LOW" levels of Silver. Please store this entire bottle inside a sealed glass jar.

Uranium Note: If uranium is present in this standard, it is natural abundance unless specified in Section 3.0

8.0 HAZARDOUS INFORMATION

- Please refer to the Safety Data Sheet for information regarding this CRM/RM.

9.0 HOMOGENEITY

- This solution was mixed according to an in-house procedure and is guaranteed to be homogeneous. Homogeneity data indicate that the end user should take a minimum sample size of 0.2 mL to assure homogeneity.

10.0 QUALITY STANDARD DOCUMENTATION

10.1 10CFR50 Appendix B - Nuclear Regulatory Commission

- Domestic Licensing of Production and Utilization Facilities

10.2 10CFR21 - Nuclear Regulatory Commission

- Reporting defects and Non-Compliance

10.3 ISO 9001 Quality Management System Registration

- SAI Global File Number 010105

10.4 ISO/IEC Guide 17025 "General Requirements for the Competence of Testing and Calibration Laboratories"

- Chemical Testing - Accredited / A2LA Certificate Number 883.01

10.5 ISO Guide 34 "General Requirements for the Competence of Reference Material Producers"

- Reference Material Producer - Accredited / A2LA Certificate Number 883.02

Inorganic Ventures, 300 Technology Drive, Christiansburg, Va. 24073, USA; Telephone: 800.669.6799; 540.585.3030, Fax: 540.585.3012; inorganicventures.com; info@inorganicventures.com

11.0 CERTIFICATION, LOT EXPIRATION AND PERIOD OF VALIDITY

11.1 Certification Issue Date

April 07, 2016

- The certification is valid within the measurement uncertainty specified provided the CRM/RM is stored and handled in accordance with instructions given in Sec 7.1. This certification is nullified if instructions in Sec 7.1 are not followed or if the CRM/RM is damaged, contaminated, or otherwise modified.

11.2 Lot Expiration Date

- April 07, 2019

- The date after which this CRM/RM should not be used.

- The lot expiration date reflects the period of time that the stability of a CRM/RM can be supported by long term stability studies conducted on properly stored and handled CRM/RMs. Lot expiration is limited primarily by transpiration (loss of water from the solution) and infrequently by chemical stability.

11.3 Period of Validity

- Sealed TCT Bag Open Date: _____

- This CRM/RM should not be used longer than one year from the date of removal from the aluminized bag or after the date given in Sec. 11.2, whichever comes first. This is contingent upon the CRM/RM being handled and stored in accordance with the instructions given in Sec 7.1.

12.0 NAMES AND SIGNATURES OF CERTIFYING OFFICERS

Certificate Prepared By:

Maurice Harris
Product Documentation Technician

Certificate Approved By:

Michael Booth
QC Supervisor

Certifying Officer:

Paul Gaines
PhD., Senior Technical Director

ANALYTE	METHOD	NIST SRM#	SRM LOT#
Ag	ICP Assay	3151	992212
Ag	Volhard	999b	999b
Al	ICP Assay	3101a	060502
Al	Calculated		See Sec. 4.2
As	ICP Assay	3103a	100818
As	Calculated		See Sec. 4.2
Ba	ICP Assay	3104a	070222
Ba	Gravimetric		See Sec. 4.2
Be	ICP Assay	3105a	090514
Be	Calculated		See Sec. 4.2
Bi	ICP Assay	3106	991212
Bi	Calculated		See Sec. 4.2
Ca	ICP Assay	3109a	050825
Ca	EDTA	928	928
Cd	ICP Assay	3108	060531
Cd	EDTA	928	928
Co	ICP Assay	3113	00630
Co	EDTA	928	928
Cr3	ICP Assay	3112a	030730
Cr3	Calculated		See Sec. 4.2
Cu	ICP Assay	3114	011017
Cu	EDTA	928	928
Fe	ICP Assay	3126a	051031
K	ICP Assay	3141a	051220
K	Gravimetric		See Sec. 4.2
Li	ICP Assay	3129a	100714
Li	Gravimetric		See Sec. 4.2
Mg	ICP Assay	3131a	050302
Mg	EDTA	928	928
Mn	ICP Assay	3132	050429
Mn	EDTA	928	928
Na	ICP-Assay	3152a	120715
Na	Gravimetric		See Sec. 4.2
Ni	ICP Assay	3136	000612
Ni	EDTA	928	928
Pb	ICP Assay	3128	101026
Pb	EDTA	928	928
Se	ICP Assay	3149	100901
Se	Calculated		See Sec. 4.2
Sr	EDTA	928	928
Sr	ICP Assay	3153a	990906
Th	EDTA	928	928
Th	ICP Assay	Traceable to SRM 3159	992912
Tl	ICP Assay	3158	993012
Tl	Calculated		See Sec. 4.2
U	ICP Assay	3164	080521
U	Calculated		See Sec. 4.2
V	EDTA	928	928
V	ICP Assay	3165	992706

Reagent

ICP PDS 1_00014

INORGANIC VENTURES™
300 Technology Drive
Christiansburg, VA 24073 · USA
inorganicventures.com

tel: 800.669.6799 · 540.585.3030
fax: 540.585.3012
info@inorganicventures.com

CERTIFICATE OF ANALYSIS

1.0 ACCREDITATION / REGISTRATION

INORGANIC VENTURES is accredited to ISO Guide 34, "General Requirements for the Competence of Reference Material Producers" and ISO/IEC 17025, "General Requirements for the Competence of Testing and Calibration Laboratories". Inorganic Ventures is also an ISO 9001 registered manufacturer (SAI Global File Number 010105).

ACCREDITED Testing Laboratory Certificate 883.01
ACCREDITED Reference Material Producer Certificate 883.02

2.0 PRODUCT DESCRIPTION

Product Code:	Multi Analyte Custom Grade Solution
Catalog Number:	STLDEN-PDS-1
Lot Number:	H2-MEB546062
Matrix:	3% (v/v) HNO3
Value / Analyte(s):	2 000 µg/mL ea:

Ca, K, Mg, Na,
200 µg/mL ea:
P,
100 µg/mL ea:
Al, Fe,
50 µg/mL ea:
U,
20 µg/mL ea:
As, Se, Th, Tl,
Zn,
10 µg/mL ea:
Ba, Li, Pb,
5 µg/mL ea:
Ag, Be, Cd, Co,
Cr3, Cu, Mn, Ni,
Sr, V

3628357
ID: ICP PDS 1_00013
Exp:12/01/16 Prpd:SJS Opn:11/20/15
ICP PDS 1 IV

3.0 CERTIFIED VALUES AND UNCERTAINTIES

ANALYTE	CERTIFIED VALUE	ANALYTE	CERTIFIED VALUE
Aluminum, Al	100.0 ± 0.5 µg/mL	Arsenic, As	20.00 ± 0.13 µg/mL
Barium, Ba	10.00 ± 0.06 µg/mL	Beryllium, Be	5.000 ± 0.028 µg/mL
Cadmium, Cd	5.001 ± 0.032 µg/mL	Calcium, Ca	2 000 ± 9 µg/mL
Chromium+3, Cr3	5.000 ± 0.028 µg/mL	Cobalt, Co	5.001 ± 0.032 µg/mL
Copper, Cu	5.001 ± 0.032 µg/mL	Iron, Fe	100.0 ± 0.5 µg/mL
Lead, Pb	10.00 ± 0.05 µg/mL	Lithium, Li	10.00 ± 0.05 µg/mL
Magnesium, Mg	2 000 ± 9 µg/mL	Manganese, Mn	5.001 ± 0.028 µg/mL
Nickel, Ni	5.001 ± 0.028 µg/mL	Phosphorus, P	200.0 ± 1.0 µg/mL
Potassium, K	2 000 ± 9 µg/mL	Selenium, Se	20.00 ± 0.11 µg/mL
Silver, Ag	5.001 ± 0.036 µg/mL	Sodium, Na	2 000 ± 9 µg/mL
Strontium, Sr	4.999 ± 0.032 µg/mL	Thallium, Tl	20.00 ± 0.13 µg/mL
Thorium, Th	20.00 ± 0.11 µg/mL	Uranium, U	50.00 ± 0.36 µg/mL
Vanadium, V	4.999 ± 0.032 µg/mL	Zinc, Zn	20.00 ± 0.11 µg/mL

Certified Density: 1.041 g/mL (measured at 20 ± 1 °C)

Assay Information:

Certified Value $(\bar{x}) = \frac{\Sigma x_i}{n}$ ($\bar{x}$) = mean
x_i = individual results
n = number of measurements

Uncertainty (±) = 2 [$\Sigma(s_i)^2$]^{½} 2 = the coverage factor.
[$\Sigma(s_i)^2$]^{½} = The square root of the sum of the squares of the most common errors (where 's' stands for the standard deviation) from instrumental measurement, density, NIST SRM uncertainty, weighing, dilution to volume, homogeneity, long term stability and short term stability.

Certified Abundance:

IV's Certified Abundance

Isotope	Atom %
Uranium 238U	99.8 ± 0.1
Uranium 235U	0.21 ± 0.05

4.0 TRACEABILITY TO NIST

- This product is traceable to NIST via an unbroken chain of comparisons. The uncertainties for each certified value are reported, taking into account the SRM/RM uncertainty error and the measurement, weighing and volume dilution errors. In rare cases where no NIST SRM/RM are available, the term 'in-house std.' is specified.

4.1 Thermometer Calibration

- All thermometers are NIST traceable through thermometers that are calibrated by an accredited calibration laboratory.

4.2 Balance Calibration

- All analytical balances are calibrated by an accredited calibration laboratory and procedure. The weights used for testing are annually compared to master weights and are traceable to NIST.

4.3 Glassware Calibration

- An in-house procedure is used to calibrate all Class A glassware used in the manufacturing and quality control of CRM/RMs.

5.0 TRACE METALLIC IMPURITIES (TMI) DETERMINED BY ICP-MS AND ICP-OES (µg/mL)

N/A

6.0 INTENDED USE

- For the calibration of analytical instruments and validation of analytical methods as appropriate.

7.0 INSTRUCTIONS FOR THE CORRECT USE OF THIS REFERENCE MATERIAL

7.1 Storage and Handling Recommendations

- Keep cap tightly sealed when not in use. Store and use at 20 ± 4° C. Do not pipette from the container. Do not return removed aliquots to container.

Low Silver Note: This solution contains "LOW" levels of Silver. Please store this entire bottle inside a sealed glass jar.

Uranium Note: If uranium is present in this standard, it is natural abundance unless specified in Section 3.0

8.0 HAZARDOUS INFORMATION

- Please refer to the Safety Data Sheet for information regarding this CRM/RM.

9.0 HOMOGENEITY

- This solution was mixed according to an in-house procedure and is guaranteed to be homogeneous. Homogeneity data indicate that the end user should take a minimum sample size of 0.2 mL to assure homogeneity.

10.0 QUALITY STANDARD DOCUMENTATION

10.1 10CFR50 Appendix B - Nuclear Regulatory Commission

- Domestic Licensing of Production and Utilization Facilities

10.2 10CFR21 - Nuclear Regulatory Commission

- Reporting defects and Non-Compliance

10.3 ISO 9001 Quality Management System Registration

- SAI Global File Number 010105

10.4 ISO/IEC Guide 17025 "General Requirements for the Competence of Testing and Calibration Laboratories"

- Chemical Testing - Accredited / A2LA Certificate Number 883.01

10.5 ISO/IEC Guide 34 "General Requirements for the Competence of Reference Material Producers"

- Reference Material Producer - Accredited / A2LA Certificate Number 883.02

11.0 CERTIFICATION, EXPIRATION AND PERIOD OF VALIDITY

11.1 Certification Issue Date

September 22, 2014

11.2 Expiration Date EXPIRES 1 2016

11.3 Period of Validity

- The certification is valid within the measurement uncertainty specified provided the CRM/RM is handled and stored in accordance with instructions given in Sec 7.0 and used prior to the date given in Sec 11.2. This certification is nullified if the CRM/RM is damaged, contaminated, or otherwise modified.

12.0 NAMES AND SIGNATURES OF CERTIFYING OFFICERS

Certificate Prepared By:

Zach Saunders
Product Documentation Technician

Certificate Approved By:

Brian Alexander
PhD., Technical Process Director

Certifying Officer:

Paul Gaines
PhD., Senior Technical Director

ANALYTE	METHOD	NIST SRM#	SRM LOT#
Ag	ICP Assay	3151	992212
Ag	Volhard	999b	999b
Al	Calculated		See Sec. 4.2
Al	ICP Assay	3101a	060502
As	Calculated		See Sec. 4.2
As	ICP Assay	3103a	100818
Ba	Gravimetric		See Sec. 4.2
Ba	ICP Assay	3104a	070222
Be	Calculated		See Sec. 4.2
Be	ICP Assay	3105a	090514
Ca	ICP Assay	3109a	050825
Ca	EDTA	928	928
Cd	ICP Assay	3108	060531
Cd	EDTA	928	928
Co	ICP Assay	3113	00630
Co	EDTA	928	928
Cr3	Calculated		See Sec. 4.2
Cr3	ICP Assay	3112a	030730
Cu	ICP Assay	3114	011017
Cu	EDTA	928	928
Fe	ICP Assay	3126a	051031
Fe	EDTA	928	928
K	Gravimetric		See Sec. 4.2
K	ICP Assay	3141a	051220
Li	Gravimetric		See Sec. 4.2
Li	ICP Assay	3129a	100714
Mg	ICP Assay	3131a	050302
Mg	EDTA	928	928
Mn	ICP Assay	3132	050429
Mn	EDTA	928	928
Na	Gravimetric		See Sec. 4.2
Na	ICP Assay	3152a	120715
Ni	ICP Assay	3136	000612
Ni	EDTA	928	928
P	ICP Assay	3139a	060717
P	Acidimetric	84L	84L
Pb	ICP Assay	3128	101026
Pb	EDTA	928	928
Se	Calculated		See Sec. 4.2
Se	ICP Assay	3149	100901
Sr	ICP Assay	3153a	990906
Sr	EDTA	928	928
Th	ICP Assay	3159	992912
Th	EDTA	928	928
Tl	Calculated		See Sec. 4.2
Tl	ICP Assay	3158	993012
U	Calculated		See Sec. 4.2
U	ICP Assay	3164	080521
V	ICP Assay	3165	992706
V	EDTA	928	928
Zn	ICP Assay	3168a	120629
Zn	EDTA	928	928

The following equations are used in the calculation of the certified value and the uncertainty. Reported uncertainties represent expanded uncertainties expressed at approximately the 95% confidence level using a coverage factor of k = 2.

Reagent

ICP RL STD3A_00010

INORGANIC VENTURES™
300 Technology Drive
Christiansburg, VA 24073 • USA
inorganicventures.com

tel: 800.669.6799 • 540.585.3030
fax: 540.585.3012
info@inorganicventures.com

CERTIFICATE OF ANALYSIS

1.0 ACCREDITATION / REGISTRATION

INORGANIC VENTURES is accredited to ISO Guide 34, "General Requirements for the Competence of Reference Material Producers" and ISO/IEC 17025, "General Requirements for the Competence of Testing and Calibration Laboratories". Inorganic Ventures is also an ISO 9001 registered manufacturer (SAI Global File Number 010105).

ACCREDITED Testing Laboratory Certificate 883.01
ACCREDITED Reference Material Producer Certificate 883.02

2.0 PRODUCT DESCRIPTION

Product Code:	Multi Analyte Custom Grade Solution
Catalog Number:	STLDEN-RL-3A
Lot Number:	J2-MEB594038
Matrix:	1.4% (v/v) HNO3
Value / Analyte(s):	1 000 µg/mL ea: K, Na, P,
	200 µg/mL ea: Ca, Mg,
	100 µg/mL ea: Al, B,
	60 µg/mL ea: U,
	30 µg/mL ea: Fe,
	10 µg/mL ea: Ag, Cr3, Cu, Li, Ni, Th, V, Zn,
	5 µg/mL ea: Ba, Cd, Co, Sr,
	3 µg/mL ea: Mn,
	1 µg/mL ea: Be

3436569
ID: ICP RL STD3A_00010
Exp:09/01/16 Prpd:SJS Opn:08/17/15
ICP RL STD 3A

3.0 CERTIFIED VALUES AND UNCERTAINTIES

ANALYTE	CERTIFIED VALUE	ANALYTE	CERTIFIED VALUE
Aluminum, Al	100.0 ± 0.5 µg/mL	Barium, Ba	5.001 ± 0.029 µg/mL
Beryllium, Be	1.000 ± 0.006 µg/mL	Boron, B	100.0 ± 0.8 µg/mL
Cadmium, Cd	5.001 ± 0.033 µg/mL	Calcium, Ca	200.0 ± 0.9 µg/mL
Chromium+3, Cr3	10.00 ± 0.06 µg/mL	Cobalt, Co	5.000 ± 0.026 µg/mL
Copper, Cu	10.00 ± 0.06 µg/mL	Iron, Fe	30.00 ± 0.16 µg/mL
Lithium, Li	10.00 ± 0.05 µg/mL	Magnesium, Mg	200.0 ± 0.9 µg/mL
Manganese, Mn	2.999 ± 0.018 µg/mL	Nickel, Ni	10.00 ± 0.06 µg/mL
Phosphorus, P	1 000 ± 5 µg/mL	Potassium, K	1 000 ± 4 µg/mL
Silver, Ag	10.00 ± 0.07 µg/mL	Sodium, Na	1 000 ± 4 µg/mL
Strontium, Sr	5.001 ± 0.033 µg/mL	Thorium, Th	10.00 ± 0.06 µg/mL
Uranium, U	60.00 ± 0.34 µg/mL	Vanadium, V	10.00 ± 0.06 µg/mL
Zinc, Zn	10.00 ± 0.06 µg/mL		

Certified Density: 1.016 g/mL (measured at 20 ± 1 °C)

Assay Information:

ANALYTE	METHOD	NIST SRM#	SRM LOT#
Ag	ICP Assay	3151	992212
Ag	Volhard	999b	999b
Al	Calculated		See Sec. 4.2
Al	ICP Assay	3101a	060502
B	ICP Assay	3107	110830
Ba	Gravimetric		See Sec. 4.2
Ba	ICP Assay	3104a	070222
Be	Calculated		See Sec. 4.2
Be	ICP Assay	3105a	090514
Ca	ICP Assay	3109a	050825
Ca	EDTA	928	928
Cd	ICP Assay	3108	060531
Cd	EDTA	928	928
Co	ICP Assay	3113	000630 Co
Co	EDTA	928	928
Cr3	Calculated		See Sec. 4.2
Cr3	ICP Assay	3112a	030730
Cu	ICP Assay	3114	121207
Cu	EDTA	928	928
Fe	ICP Assay	3126a	051031
Fe	EDTA	928	928
K	Gravimetric		See Sec. 4.2
K	ICP Assay	3141a	051220
Li	Gravimetric		See Sec. 4.2
Li	ICP Assay	3129a	100714
Mg	ICP Assay	3131a	050302
Mg	EDTA	928	928
Mn	ICP Assay	3132	050429
Mn	EDTA	928	928
Na	Gravimetric		See Sec. 4.2
Na	ICP Assay	3152a	120715
Ni	ICP Assay	3136	120619
Ni	EDTA	928	928
P	ICP Assay	3139a	060717
P	Acidimetric	84L	84L
Sr	ICP Assay	3153a	990906
Sr	EDTA	928	928
Th	ICP Assay	3159	992912
Th	EDTA	928	928
U	Calculated		See Sec. 4.2
U	ICP Assay	3164	080521
V	ICP Assay	3165	992706
V	EDTA	928	928
Zn	ICP Assay	3168a	120629
Zn	EDTA	928	928

The following equations are used in the calculation of the certified value and the uncertainty. Reported uncertainties represent expanded uncertainties expressed at approximately the 95% confidence level using a coverage factor of k = 2.

Certified Value $(\bar{x}) = \frac{\Sigma x_i}{n}$

Uncertainty $(\pm) = 2\,[\,\Sigma(s_i)^2\,]^{1/2}$

($\bar{x}$) = mean
x_i = individual results
n = number of measurements
2 = the coverage factor.
$[\,\Sigma(s_i)^2\,]^{1/2}$ = The square root of the sum of the squares of the most common errors (where 's' stands for the standard deviation) from instrumental measurement, density, NIST SRM uncertainty, weighing, dilution to volume, homogeneity, long term stability and short term stability.

Certified Abundance:

IV's Certified Abundance

Isotope	Atom %
Uranium 238U	99.6 ± 0.1
Uranium 235U	0.37 ± 0.05

4.0 TRACEABILITY TO NIST

- This product is traceable to NIST via an unbroken chain of comparisons. The uncertainties for each certified value are reported, taking into account the SRM/RM uncertainty error and the measurement, weighing and volume dilution errors. In rare cases where no NIST SRM/RM are available, the term 'in-house std.' is specified.

4.1 Thermometer Calibration

- All thermometers are NIST traceable through thermometers that are calibrated by an accredited calibration laboratory.

4.2 Balance Calibration

- All analytical balances are calibrated by an accredited calibration laboratory and procedure. The weights used for testing are annually compared to master weights and are traceable to NIST.

4.3 Glassware Calibration

- An in-house procedure is used to calibrate all Class A glassware used in the manufacturing and quality control of CRM/RMs.

5.0 TRACE METALLIC IMPURITIES (TMI) DETERMINED BY ICP-MS AND ICP-OES (µg/mL)

N/A

6.0 INTENDED USE

- For the calibration of analytical instruments and validation of analytical methods as appropriate.

7.0 INSTRUCTIONS FOR THE CORRECT USE OF THIS REFERENCE MATERIAL

7.1 Storage and Handling Recommendations

- Keep cap tightly sealed when not in use. Store and use at 20 ± 4° C. Do not pipette from the container. Do not return removed aliquots to container.

Low Silver Note: This solution contains "LOW" levels of Silver. Please store this entire bottle inside a sealed glass jar.

Uranium Note: If uranium is present in this standard, it is natural abundance unless specified in Section 3.0

8.0 HAZARDOUS INFORMATION

- Please refer to the Safety Data Sheet for information regarding this CRM/RM.

9.0 HOMOGENEITY

- This solution was mixed according to an in-house procedure and is guaranteed to be homogeneous. Homogeneity data indicate that the end user should take a minimum sample size of 0.2 mL to assure homogeneity.

10.0 QUALITY STANDARD DOCUMENTATION

10.1 10CFR50 Appendix B - Nuclear Regulatory Commission

- Domestic Licensing of Production and Utilization Facilities

10.2 10CFR21 - Nuclear Regulatory Commission

- Reporting defects and Non-Compliance

10.3 ISO 9001 Quality Management System Registration

- SAI Global File Number 010105

10.4 ISO/IEC Guide 17025 "General Requirements for the Competence of Testing and Calibration Laboratories"

- Chemical Testing - Accredited / A2LA Certificate Number 883.01

10.5 ISO/IEC Guide 34 "General Requirements for the Competence of Reference Material Producers"

- Reference Material Producer - Accredited / A2LA Certificate Number 883.02

11.0 CERTIFICATION, EXPIRATION AND PERIOD OF VALIDITY

11.1 Certification Issue Date

August 04, 2015

11.2 Expiration Date

EXPIRES
01 SEP 2016

11.3 Period of Validity

- The certification is valid within the measurement uncertainty specified provided the CRM/RM is handled and stored in accordance with instructions given in Sec 7.0 and used prior to the date given in Sec 11.2. This certification is nullified if the CRM/RM is damaged, contaminated, or otherwise modified.

12.0 NAMES AND SIGNATURES OF CERTIFYING OFFICERS

Certificate Prepared By:

Donna Senn
Product Documentation Technician

Donna Senn

Certificate Approved By:

Brian Alexander
PhD., Technical Process Director

Brian Alexander

Certifying Officer:

Paul Gaines
PhD., Senior Technical Director

Paul R Gaines

Reagent

ICP SPK 2B_00039

INORGANIC VENTURES™
300 Technology Drive
Christiansburg, VA 24073 · USA
inorganicventures.com

CERTIFICATE OF ANALYSIS

tel: 800.669.6799 · 540.585.3030
fax: 540.585.3012
info@inorganicventures.com

1.0 ACCREDITATION / REGISTRATION

INORGANIC VENTURES is accredited to ISO Guide 34, "General Requirements for the Competence of Reference Material Producers" and ISO/IEC 17025, "General Requirements for the Competence of Testing and Calibration Laboratories". Inorganic Ventures is also an ISO 9001 registered manufacturer (SAI Global File Number 010105).

ACCREDITED Testing Laboratory Certificate 883.01
ACCREDITED Reference Material Producer Certificate 883.02

2.0 PRODUCT DESCRIPTION

Product Code:	Multi Analyte Custom Grade Solution
Catalog Number:	TA-ICP-SPK-2B
Lot Number:	H2-MEB559076
Matrix:	5% (v/v) HNO3 0.5% (v/v) HF
Value / Analyte(s):	1 000 µg/mL ea: Si, 200 µg/mL ea: S, Sn, 100 µg/mL ea: B, Mo, Ti, 50 µg/mL ea: Sb, Zr

3850994
ID: ICP SPK 2B_00039
Exp: 01/01/17 Prpd: TEB
ICP PREP SPIKE 2B

3.0 CERTIFIED VALUES AND UNCERTAINTIES

ANALYTE	CERTIFIED VALUE	ANALYTE	CERTIFIED VALUE
Antimony, Sb	50.05 ± 0.38 µg/mL	Boron, B	100.1 ± 0.7 µg/mL
Molybdenum, Mo	100.1 ± 0.6 µg/mL	Silicon, Si	1 001 ± 8 µg/mL
Sulfur, S	200.2 ± 1.1 µg/mL	Tin, Sn	200.2 ± 0.9 µg/mL
Titanium, Ti	100.1 ± 0.6 µg/mL	Zirconium, Zr	50.04 ± 0.37 µg/mL

Certified Density: 1.031 g/mL (measured at 20 ± 1 °C)

Assay Information:

ANALYTE	METHOD	NIST SRM#	SRM LOT#
B	ICP Assay	3107	070514
Mo	ICP Assay	3134	891307
S	ICP Assay	3154	892205
S	Acidimetric	84L	84L
Sb	Calculated		See Sec. 4.2
Sb	ICP Assay	3102A	061229
Si	Calculated		See Sec. 4.2
Si	ICP Assay	3150	071204
Sn	Calculated		See Sec. 4.2
Sn	ICP Assay	3161a	070330
Ti	Calculated		See Sec. 4.2
Ti	ICP Assay	3162a	060808
Zr	Calculated		See Sec. 4.2
Zr	ICP Assay	3169	071226

The following equations are used in the calculation of the certified value and the uncertainty. Reported uncertainties represent expanded uncertainties expressed at approximately the 95% confidence level using a coverage factor of k = 2.

Certified Value $(\bar{x}) = \frac{\Sigma x_i}{n}$

Uncertainty $(\pm) = 2\,[\,\Sigma(s_i)^2\,]^{1/2}$

($\bar{x}$) = mean
x_i = individual results
n = number of measurements
2 = the coverage factor.
$[\,\Sigma(s_i)^2\,]^{1/2}$ = The square root of the sum of the squares of the most common errors (where 's' stands for the standard deviation) from instrumental measurement, density, NIST SRM uncertainty, weighing, dilution to volume, homogeneity, long term stability and short term stability.

4.0 TRACEABILITY TO NIST

- This product is traceable to NIST via an unbroken chain of comparisons. The uncertainties for each certified value are reported, taking into account the SRM/RM uncertainty error and the measurement, weighing and volume dilution errors. In rare cases where no NIST SRM/RM are available, the term 'in-house std.' is specified.

4.1 Thermometer Calibration

- All thermometers are NIST traceable through thermometers that are calibrated by an accredited calibration laboratory.

4.2 Balance Calibration

- All analytical balances are calibrated by an accredited calibration laboratory and procedure. The weights used for testing are annually compared to master weights and are traceable to NIST.

4.3 Glassware Calibration

- An in-house procedure is used to calibrate all Class A glassware used in the manufacturing and quality control of CRM/RMs.

5.0 TRACE METALLIC IMPURITIES (TMI) DETERMINED BY ICP-MS AND ICP-OES (µg/mL)

N/A

6.0 INTENDED USE

- For the calibration of analytical instruments and validation of analytical methods as appropriate.

7.0 INSTRUCTIONS FOR THE CORRECT USE OF THIS REFERENCE MATERIAL

7.1 Storage and Handling Recommendations

- Keep cap tightly sealed when not in use. Store and use at 20 ± 4° C. Do not pipette from the container. Do not return removed aliquots to container.

HF Note: This standard should not be prepared or stored in glass.

8.0 HAZARDOUS INFORMATION

- Please refer to the Safety Data Sheet for information regarding this CRM/RM.

9.0 HOMOGENEITY

- This solution was mixed according to an in-house procedure and is guaranteed to be homogeneous. Homogeneity data indicate that the end user should take a minimum sample size of 0.2 mL to assure homogeneity.

10.0 QUALITY STANDARD DOCUMENTATION

10.1 10CFR50 Appendix B - Nuclear Regulatory Commission

- Domestic Licensing of Production and Utilization Facilities

10.2 10CFR21 - Nuclear Regulatory Commission

- Reporting defects and Non-Compliance

10.3 ISO 9001 Quality Management System Registration

- SAI Global File Number 010105

10.4 ISO/IEC Guide 17025 "General Requirements for the Competence of Testing and Calibration Laboratories"

- Chemical Testing - Accredited / A2LA Certificate Number 883.01

10.5 ISO/IEC Guide 34 "General Requirements for the Competence of Reference Material Producers"

- Reference Material Producer - Accredited / A2LA Certificate Number 883.02

11.0 CERTIFICATION, EXPIRATION AND PERIOD OF VALIDITY

11.1 Certification Issue Date

December 31, 2014

11.2 Expiration Date

EXPIRES
1 FEB 2017

11.3 Period of Validity

- The certification is valid within the measurement uncertainty specified provided the CRM/RM is handled and stored in accordance with instructions given in Sec 7.0 and used prior to the date given in Sec 11.2. This certification is nullified if the CRM/RM is damaged, contaminated, or otherwise modified.

12.0 NAMES AND SIGNATURES OF CERTIFYING OFFICERS

Certificate Prepared By:

Zach Saunders
Product Documentation Technician



Certificate Approved By:

Brian Alexander
PhD., Technical Process Director

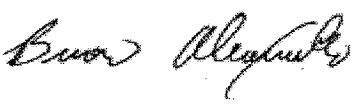

Certifying Officer:

Paul Gaines
PhD., Senior Technical Director



Reagent

ICP SPK 2B_00040

INORGANIC VENTURES™
300 Technology Drive
Christiansburg, VA 24073 · USA
inorganicventures.com

CERTIFICATE OF ANALYSIS

tel: 800.669.6799 · 540.585.3030
fax: 540.585.3012
info@inorganicventures.com

1.0 ACCREDITATION / REGISTRATION

INORGANIC VENTURES is accredited to ISO Guide 34, "General Requirements for the Competence of Reference Material Producers" and ISO/IEC 17025, "General Requirements for the Competence of Testing and Calibration Laboratories". Inorganic Ventures is also an ISO 9001 registered manufacturer (SAI Global File Number 010105).

ACCREDITED Testing Laboratory Certificate 883.01
ACCREDITED Reference Material Producer Certificate 883.02

2.0 PRODUCT DESCRIPTION

Product Code:	Multi Analyte Custom Grade Solution
Catalog Number:	TA-ICP-SPK-2B
Lot Number:	H2-MEB559076
Matrix:	5% (v/v) HNO3 0.5% (v/v) HF
Value / Analyte(s):	1 000 µg/mL ea: Si, 200 µg/mL ea: S, Sn, 100 µg/mL ea: B, Mo, Ti, 50 µg/mL ea: Sb, Zr

3885549
ID: ICP SPK 2B_00040
Exp: 01/01/17 Prpd: SUR
ICP PREP SPIKE 2B

3.0 CERTIFIED VALUES AND UNCERTAINTIES

ANALYTE	CERTIFIED VALUE	ANALYTE	CERTIFIED VALUE
Antimony, Sb	50.05 ± 0.38 µg/mL	Boron, B	100.1 ± 0.7 µg/mL
Molybdenum, Mo	100.1 ± 0.6 µg/mL	Silicon, Si	1 001 ± 8 µg/mL
Sulfur, S	200.2 ± 1.1 µg/mL	Tin, Sn	200.2 ± 0.9 µg/mL
Titanium, Ti	100.1 ± 0.6 µg/mL	Zirconium, Zr	50.04 ± 0.37 µg/mL

Certified Density: 1.031 g/mL (measured at 20 ± 1 °C)

Assay Information:

ANALYTE	METHOD	NIST SRM#	SRM LOT#
B	ICP Assay	3107	070514
Mo	ICP Assay	3134	891307
S	ICP Assay	3154	892205
S	Acidimetric	84L	84L
Sb	Calculated		See Sec. 4.2
Sb	ICP Assay	3102A	061229
Si	Calculated		See Sec. 4.2
Si	ICP Assay	3150	071204
Sn	Calculated		See Sec. 4.2
Sn	ICP Assay	3161a	070330
Ti	Calculated		See Sec. 4.2
Ti	ICP Assay	3162a	060808
Zr	Calculated		See Sec. 4.2
Zr	ICP Assay	3169	071226

The following equations are used in the calculation of the certified value and the uncertainty. Reported uncertainties represent expanded uncertainties expressed at approximately the 95% confidence level using a coverage factor of k = 2.

Certified Value $(\bar{x}) = \frac{\Sigma x_i}{n}$

Uncertainty $(\pm) = 2\,[\,\Sigma(s_i)^2\,]^{1/2}$

($\bar{x}$) = mean
x_i = individual results
n = number of measurements
2 = the coverage factor.
$[\,\Sigma(s_i)^2\,]^{1/2}$ = The square root of the sum of the squares of the most common errors (where 's' stands for the standard deviation) from instrumental measurement, density, NIST SRM uncertainty, weighing, dilution to volume, homogeneity, long term stability and short term stability.

4.0 TRACEABILITY TO NIST

- This product is traceable to NIST via an unbroken chain of comparisons. The uncertainties for each certified value are reported, taking into account the SRM/RM uncertainty error and the measurement, weighing and volume dilution errors. In rare cases where no NIST SRM/RM are available, the term 'in-house std.' is specified.

4.1 Thermometer Calibration

- All thermometers are NIST traceable through thermometers that are calibrated by an accredited calibration laboratory.

4.2 Balance Calibration

- All analytical balances are calibrated by an accredited calibration laboratory and procedure. The weights used for testing are annually compared to master weights and are traceable to NIST.

4.3 Glassware Calibration

- An in-house procedure is used to calibrate all Class A glassware used in the manufacturing and quality control of CRM/RMs.

5.0 TRACE METALLIC IMPURITIES (TMI) DETERMINED BY ICP-MS AND ICP-OES (µg/mL)

N/A

6.0 INTENDED USE

- For the calibration of analytical instruments and validation of analytical methods as appropriate.

7.0 INSTRUCTIONS FOR THE CORRECT USE OF THIS REFERENCE MATERIAL

7.1 Storage and Handling Recommendations

- Keep cap tightly sealed when not in use. Store and use at 20 ± 4° C. Do not pipette from the container. Do not return removed aliquots to container.

HF Note: This standard should not be prepared or stored in glass.

8.0 HAZARDOUS INFORMATION

- Please refer to the Safety Data Sheet for information regarding this CRM/RM.

9.0 HOMOGENEITY

- This solution was mixed according to an in-house procedure and is guaranteed to be homogeneous. Homogeneity data indicate that the end user should take a minimum sample size of 0.2 mL to assure homogeneity.

10.0 QUALITY STANDARD DOCUMENTATION

10.1 10CFR50 Appendix B - Nuclear Regulatory Commission

- Domestic Licensing of Production and Utilization Facilities

10.2 10CFR21 - Nuclear Regulatory Commission

- Reporting defects and Non-Compliance

10.3 ISO 9001 Quality Management System Registration

- SAI Global File Number 010105

10.4 ISO/IEC Guide 17025 "General Requirements for the Competence of Testing and Calibration Laboratories"

- Chemical Testing - Accredited / A2LA Certificate Number 883.01

10.5 ISO/IEC Guide 34 "General Requirements for the Competence of Reference Material Producers"

- Reference Material Producer - Accredited / A2LA Certificate Number 883.02

11.0 CERTIFICATION, EXPIRATION AND PERIOD OF VALIDITY

11.1 Certification Issue Date

December 31, 2014

11.2 Expiration Date EXPIRES 1 M 1 Y 2017

11.3 Period of Validity

- The certification is valid within the measurement uncertainty specified provided the CRM/RM is handled and stored in accordance with instructions given in Sec 7.0 and used prior to the date given in Sec 11.2. This certification is nullified if the CRM/RM is damaged, contaminated, or otherwise modified.

12.0 NAMES AND SIGNATURES OF CERTIFYING OFFICERS

Certificate Prepared By:

Zach Saunders
Product Documentation Technician

Certificate Approved By:

Brian Alexander
PhD., Technical Process Director

Certifying Officer:

Paul Gaines
PhD., Senior Technical Director

Reagent

Icp stk ICSA_00015

INORGANIC VENTURES™
300 Technology Drive
Christiansburg, VA 24073 · USA
inorganicventures.com

CERTIFICATE OF ANALYSIS

tel: 800.669.6799 · 540.585.3030
fax: 540.585.3012
info@inorganicventures.com

3540887
ID: Icp stk ICSA_00014
Exp: 04/02/18 Prpd: LRD
ICP stock ICSA solution

1.0 ACCREDITATION / REGISTRATION

INORGANIC VENTURES is accredited to ISO Guide 34, "General Requirements for the Competence of Reference Material Producers" and ISO/IEC 17025, "General Requirements for the Competence of Testing and Calibration Laboratories". Inorganic Ventures is also an ISO 9001 registered manufacturer (SAI Global File Number 010105).

ACCREDITED Testing Laboratory Certificate 883.01
ACCREDITED Reference Material Producer Certificate 883.02

2.0 PRODUCT DESCRIPTION

Product Code:	Multi Analyte Custom Grade Solution
Catalog Number:	CLPP-ICS-A
Lot Number:	J2-MEB572053
Matrix:	2% (v/v) HNO3
Value / Analyte(s):	5 000 µg/mL ea: Al, Ca, Mg, 2 000 µg/mL ea: Fe

3.0 CERTIFIED VALUES AND UNCERTAINTIES

ANALYTE	CERTIFIED VALUE	ANALYTE	CERTIFIED VALUE
Aluminum, Al	**5 000 ± 25 µg/mL**	**Calcium, Ca**	**5 000 ± 23 µg/mL**
Iron, Fe	**2 000 ± 9 µg/mL**	**Magnesium, Mg**	**5 000 ± 23 µg/mL**

Certified Density: 1.085 g/mL (measured at 20 ± 1 °C)

Assay Information:

ANALYTE	METHOD	NIST SRM#	SRM LOT#
Al	ICP Assay	3101a	060502
Al	EDTA	928	928
Ca	ICP Assay	3109a	050825
Ca	EDTA	928	928
Fe	ICP Assay	3126a	051031
Fe	EDTA	928	928
Mg	ICP Assay	3131a	050302
Mg	EDTA	928	928

The following equations are used in the calculation of the certified value and the uncertainty. Reported uncertainties represent expanded uncertainties expressed at approximately the 95% confidence level using a coverage factor of k = 2.

Certified Value $(\bar{x}) = \frac{\Sigma x_i}{n}$ ($\bar{x}$) = mean

x_i = individual results

n = number of measurements

Uncertainty $(\pm) = 2\,[\,\Sigma(s_i)^2\,]^{1/2}$ 2 = the coverage factor.

$[\,\Sigma(s_i)^2\,]^{1/2}$ = The square root of the sum of the squares of the most common errors (where 's' stands for the standard deviation) from instrumental measurement, density, NIST SRM uncertainty, weighing, dilution to volume, homogeneity, long term stability and short term stability.

4.0 TRACEABILITY TO NIST

- This product is traceable to NIST via an unbroken chain of comparisons. The uncertainties for each certified value are reported, taking into account the SRM/RM uncertainty error and the measurement, weighing and volume dilution errors. In rare cases where no NIST SRM/RM are available, the term 'in-house std.' is specified.

4.1 Thermometer Calibration

- All thermometers are NIST traceable through thermometers that are calibrated by an accredited calibration laboratory.

4.2 Balance Calibration

- All analytical balances are calibrated by an accredited calibration laboratory and procedure. The weights used for testing are annually compared to master weights and are traceable to NIST.

4.3 Glassware Calibration

- An in-house procedure is used to calibrate all Class A glassware used in the manufacturing and quality control of CRM/RMs.

5.0 TRACE METALLIC IMPURITIES (TMI) DETERMINED BY ICP-MS AND ICP-OES (µg/mL)

CRM/RMs are tested for trace metallic impurities by Axial ICP-OES and ICP-MS. The result from the most sensitive method for each element, is reported below. Solutions tested by ICP-MS were analyzed in an ULPA-Filtered Clean Room. An ULPA-Filter is 99.9985% efficient for the removal of particles down to 0.3 µm.

M	Ag	<	0.000870	M	Eu	<	0.000108	O	Na		0.040145	M	Se	<	0.003263	M	Zn		0.024800
s	Al	<		s	Fe	<		M	Nb	<	0.000435	O	Si		0.108500	M	Zr	<	0.001522
M	As	<	0.003915	M	Ga	<	0.000108	M	Nd	<	0.001087	M	Sm	<	0.000108				
M	Au	<	0.000108	M	Gd	<	0.000108	O	Ni	<	0.010850	M	Sn	<	0.000217				
O	B	<	0.021700	O	Ge	<	0.032550	M	Os	<	0.000108	O	Sr		0.024955				
M	Ba	<	0.001305	M	Hf	<	0.000217	O	P	<	0.108500	M	Ta	<	0.000108				
M	Be	<	0.000326	M	Hg	<	0.000651	M	Pb		0.002936	M	Tb	<	0.000108				
M	Bi	<	0.000217	M	Ho	<	0.000108	M	Pd	<	0.000217	M	Te	<	0.001305				
s	Ca	<		M	In	<	0.000435	M	Pr	<	0.000435	M	Th	<	0.000108				
M	Cd	<	0.000217	M	Ir	<	0.000108	M	Pt	<	0.000108	O	Ti	<	0.001627				
M	Ce	<	0.001740	O	K		0.014105	M	Rb	<	0.001522	M	Tl	<	0.000108				
O	Co	<	0.010850	M	La	<	0.001305	M	Re	<	0.000435	M	Tm	<	0.000108				
M	Cr		0.022842	O	Li		0.005533	M	Rh	<	0.000652	M	U	<	0.000108				
M	Cs	<	0.001305	M	Lu	<	0.000435	M	Ru	<	0.000108	M	V	<	0.001087				
O	Cu	<	0.006835	s	Mg	<		O	S		0.455700	M	W	<	0.000108				
M	Dy	<	0.000108	M	Mn		0.009898	M	Sb	<	0.000435	M	Y	<	0.000108				
M	Er	<	0.000108	M	Mo	<	0.003915	O	Sc	<	0.000868	M	Yb	<	0.000108				

M - Checked by ICP-MS O - Checked by ICP-OES i - Spectral Interference
n - Not Checked For s - Solution Standard Element

6.0 INTENDED USE

- For the calibration of analytical instruments and validation of analytical methods as appropriate.

7.0 INSTRUCTIONS FOR THE CORRECT USE OF THIS REFERENCE MATERIAL

7.1 Storage and Handling Recommendations

- Store between approximately 4° - 30° C while in sealed TCT bag.

- While stored in the sealed TCT bag, transpiration of this CRM/RM is negligible. After opening the sealed TCT bag transpiration of the CRM/RM will occur, resulting in a gradual increase in the analyte concentration(s). It is the responsibility of the user to account for this effect. When the bottle is weighed both before and after being placed in storage, the mass difference observed will be a measure of transpiration mass loss.

- After opening the sealed TCT bag keep cap tightly sealed when not in use. Store and use at 20° ± 4° C. Do not pippette from the container. Do not return removed aliquots to container.

- For more information, visit **www.inorganicventures.com/TCT**

8.0 HAZARDOUS INFORMATION

- Please refer to the Safety Data Sheet for information regarding this CRM/RM.

9.0 HOMOGENEITY

- This solution was mixed according to an in-house procedure and is guaranteed to be homogeneous. Homogeneity data indicate that the end user should take a minimum sample size of 0.2 mL to assure homogeneity.

10.0 QUALITY STANDARD DOCUMENTATION

10.1 10CFR50 Appendix B - Nuclear Regulatory Commission

- Domestic Licensing of Production and Utilization Facilities

10.2 10CFR21 - Nuclear Regulatory Commission

- Reporting defects and Non-Compliance

10.3 ISO 9001 Quality Management System Registration

- SAI Global File Number 010105

10.4 ISO/IEC Guide 17025 "General Requirements for the Competence of Testing and Calibration Laboratories"

- Chemical Testing - Accredited / A2LA Certificate Number 883.01

10.5 ISO/IEC Guide 34 "General Requirements for the Competence of Reference Material Producers"

- Reference Material Producer - Accredited / A2LA Certificate Number 883.02

11.0 CERTIFICATION, LOT EXPIRATION AND PERIOD OF VALIDITY

11.1 Certification Issue Date

April 02, 2015

- The certification is valid within the measurement uncertainty specified provided the CRM/RM is stored and handled in accordance with instructions given in Sec 7.1. This certification is nullified if instructions in Sec 7.1 are not followed or if the CRM/RM is damaged, contaminated, or otherwise modified.

11.2 Lot Expiration Date

- **April 02, 2018**

- The date after which this CRM/RM should not be used.

- The lot expiration date reflects the period of time that the stability of a CRM/RM can be supported by long term stability studies conducted on properly stored and handled CRM/RMs. Lot expiration is limited primarily by transpiration (loss of water from the solution) and infrequently by chemical stability.

11.3 Period of Validity

- Sealed TCT Bag Open Date: _____

- This CRM/RM should not be used longer than one year from the date of removal from the aluminized bag or after the date given in Sec. 11.2, whichever comes first. This is contingent upon the CRM/RM being handled and stored in accordance with the instructions given in Sec 7.1.

12.0 NAMES AND SIGNATURES OF CERTIFYING OFFICERS

Certificate Prepared By:

Brenda Francis
Product Documentation Technician



Certificate Approved By:

Brian Alexander
PhD., Technical Process Director



Certifying Officer:

Paul Gaines
PhD., Senior Technical Director



Reagent

Icp stk ICSA_00016

12.0 NAMES AND SIGNATURES OF CERTIFYING OFFICERS

3347493

Certificate Prepared By:

Brenda Francis
Product Documentation Technician

Certificate Approved By:

Brian Alexander
PhD., Technical Process Director

Certifying Officer:

Paul Gaines
PhD., Senior Technical Director

INORGANIC VENTURES™
300 Technology Drive
Christiansburg, VA 24073 · USA
inorganicventures.com
tel: 800.669.6799 · 540.585.3030
fax: 540.585.3012
info@inorganicventures.com

CERTIFICATE OF ANALYSIS

1.0 ACCREDITATION / REGISTRATION

INORGANIC VENTURES is accredited to ISO Guide 34, "General Requirements for the Competence of Reference Material Producers" and ISO/IEC 17025, "General Requirements for the Competence of Testing and Calibration Laboratories". Inorganic Ventures is also an ISO 9001 registered manufacturer (SAI Global File Number 010105).

ACCREDITED Testing Laboratory Certificate 883.01
ACCREDITED Reference Material Producer Certificate 883.02

3770250
ID: Icp stk ICSA_00016
Exp: 04/02/18 Prpd: SJS
ICP stock ICSA solution

2.0 PRODUCT DESCRIPTION

Product Code:	Multi Analyte Custom Grade Solution
Catalog Number:	CLPP-ICS-A
Lot Number:	J2-MEB572053
Matrix:	2% (v/v) HNO3
Value / Analyte(s):	5 000 µg/mL ea: Al, Ca, Mg, 2 000 µg/mL ea: Fe

3.0 CERTIFIED VALUES AND UNCERTAINTIES

ANALYTE	CERTIFIED VALUE	ANALYTE	CERTIFIED VALUE
Aluminum, Al	5 000 ± 25 µg/mL	Calcium, Ca	5 000 ± 23 µg/mL
Iron, Fe	2 000 ± 9 µg/mL	Magnesium, Mg	5 000 ± 23 µg/mL

Certified Density: 1.085 g/mL (measured at 20 ± 1 °C)

Assay Information:

ANALYTE	METHOD	NIST SRM#	SRM LOT#
Al	ICP Assay	3101a	060502
Al	EDTA	928	928
Ca	ICP Assay	3109a	050825
Ca	EDTA	928	928
Fe	ICP Assay	3126a	051031
Fe	EDTA	928	928
Mg	ICP Assay	3131a	050302
Mg	EDTA	928	928

The following equations are used in the calculation of the certified value and the uncertainty. Reported uncertainties represent expanded uncertainties expressed at approximately the 95% confidence level using a coverage factor of k = 2.

Certified Value $(\bar{x}) = \frac{\sum x_i}{n}$

Uncertainty $(\pm) = 2\,[\,\Sigma(s_i)^2\,]^{1/2}$

($\bar{x}$) = mean
x_i = individual results
n = number of measurements
2 = the coverage factor.
$[\,\Sigma(s_i)^2\,]^{1/2}$ = The square root of the sum of the squares of the most common errors (where 's' stands for the standard deviation) from instrumental measurement, density, NIST SRM uncertainty, weighing, dilution to volume, homogeneity, long term stability and short term stability.

4.0 TRACEABILITY TO NIST

- This product is traceable to NIST via an unbroken chain of comparisons. The uncertainties for each certified value are reported, taking into account the SRM/RM uncertainty error and the measurement, weighing and volume dilution errors. In rare cases where no NIST SRM/RM are available, the term 'in-house std.' is specified.

4.1 Thermometer Calibration

- All thermometers are NIST traceable through thermometers that are calibrated by an accredited calibration laboratory.

4.2 Balance Calibration

- All analytical balances are calibrated by an accredited calibration laboratory and procedure. The weights used for testing are annually compared to master weights and are traceable to NIST.

4.3 Glassware Calibration

- An in-house procedure is used to calibrate all Class A glassware used in the manufacturing and quality control of CRM/RMs.

5.0 TRACE METALLIC IMPURITIES (TMI) DETERMINED BY ICP-MS AND ICP-OES (µg/mL)

CRM/RMs are tested for trace metallic impurities by Axial ICP-OES and ICP-MS. The result from the most sensitive method for each element, is reported below. Solutions tested by ICP-MS were analyzed in an ULPA-Filtered Clean Room. An ULPA-FIlter is 99.9985% efficient for the removal of particles down to 0.3 µm.

M	Ag	<	0.000870	M	Eu	<	0.000108	O	Na		0.040145	M	Se	<	0.003263	M	Zn		0.024800
s	Al	<		s	Fe	<		M	Nb	<	0.000435	O	Si		0.108500	M	Zr	<	0.001522
M	As	<	0.003915	M	Ga	<	0.000108	M	Nd	<	0.001087	M	Sm	<	0.000108				
M	Au	<	0.000108	M	Gd	<	0.000108	O	Ni	<	0.010850	M	Sn	<	0.000217				
O	B	<	0.021700	O	Ge	<	0.032550	M	Os	<	0.000108	O	Sr		0.024955				
M	Ba	<	0.001305	M	Hf	<	0.000217	O	P	<	0.108500	M	Ta	<	0.000108				
M	Be	<	0.000326	M	Hg	<	0.000651	M	Pb		0.002936	M	Tb	<	0.000108				
M	Bi	<	0.000217	M	Ho	<	0.000108	M	Pd	<	0.000217	M	Te	<	0.001305				
s	Ca	<		M	In	<	0.000435	M	Pr	<	0.000435	M	Th	<	0.000108				
M	Cd	<	0.000217	M	Ir	<	0.000108	M	Pt	<	0.000108	O	Ti	<	0.001627				
M	Ce	<	0.001740	O	K		0.014105	M	Rb	<	0.001522	M	Tl	<	0.000108				
O	Co	<	0.010850	M	La	<	0.001305	M	Re	<	0.000435	M	Tm	<	0.000108				
M	Cr		0.022842	O	Li		0.005533	M	Rh	<	0.000652	M	U	<	0.000108				
M	Cs	<	0.001305	M	Lu	<	0.000435	M	Ru	<	0.000108	M	V	<	0.001087				
O	Cu	<	0.006835	s	Mg	<		O	S		0.455700	M	W	<	0.000108				
M	Dy	<	0.000108	M	Mn		0.009898	M	Sb	<	0.000435	M	Y	<	0.000108				
M	Er	<	0.000108	M	Mo	<	0.003915	O	Sc	<	0.000868	M	Yb	<	0.000108				

M - Checked by ICP-MS O - Checked by ICP-OES i - Spectral Interference
n - Not Checked For s - Solution Standard Element

6.0 INTENDED USE

- For the calibration of analytical instruments and validation of analytical methods as appropriate.

7.0 INSTRUCTIONS FOR THE CORRECT USE OF THIS REFERENCE MATERIAL

7.1 Storage and Handling Recommendations

- Store between approximately 4° - 30° C while in sealed TCT bag.

- While stored in the sealed TCT bag, transpiration of this CRM/RM is negligible. After opening the sealed TCT bag transpiration of the CRM/RM will occur, resulting in a gradual increase in the analyte concentration(s). It is the responsibility of the user to account for this effect. When the bottle is weighed both before and after being placed in storage, the mass difference observed will be a measure of transpiration mass loss.

- After opening the sealed TCT bag keep cap tightly sealed when not in use. Store and use at 20° ± 4° C. Do not pippette from the container. Do not return removed aliquots to container.

- For more information, visit **www.inorganicventures.com/TCT**

8.0 HAZARDOUS INFORMATION

- Please refer to the Safety Data Sheet for information regarding this CRM/RM.

9.0 HOMOGENEITY

- This solution was mixed according to an in-house procedure and is guaranteed to be homogeneous. Homogeneity data indicate that the end user should take a minimum sample size of 0.2 mL to assure homogeneity.

10.0 QUALITY STANDARD DOCUMENTATION

10.1 10CFR50 Appendix B - Nuclear Regulatory Commission

- Domestic Licensing of Production and Utilization Facilities

10.2 10CFR21 - Nuclear Regulatory Commission

- Reporting defects and Non-Compliance

10.3 ISO 9001 Quality Management System Registration

- SAI Global File Number 010105

10.4 ISO/IEC Guide 17025 "General Requirements for the Competence of Testing and Calibration Laboratories"

- Chemical Testing - Accredited / A2LA Certificate Number 883.01

10.5 ISO/IEC Guide 34 "General Requirements for the Competence of Reference Material Producers"

- Reference Material Producer - Accredited / A2LA Certificate Number 883.02

11.0 CERTIFICATION, LOT EXPIRATION AND PERIOD OF VALIDITY

11.1 Certification Issue Date

April 02, 2015

- The certification is valid within the measurement uncertainty specified provided the CRM/RM is stored and handled in accordance with instructions given in Sec 7.1. This certification is nullified if instructions in Sec 7.1 are not followed or if the CRM/RM is damaged, contaminated, or otherwise modified.

11.2 Lot Expiration Date

- April 02, 2018

- The date after which this CRM/RM should not be used.

- The lot expiration date reflects the period of time that the stability of a CRM/RM can be supported by long term stability studies conducted on properly stored and handled CRM/RMs. Lot expiration is limited primarily by transpiration (loss of water from the solution) and infrequently by chemical stability.

11.3 Period of Validity

- Sealed TCT Bag Open Date: _____

- This CRM/RM should not be used longer than one year from the date of removal from the aluminized bag or after the date given in Sec. 11.2, whichever comes first. This is contingent upon the CRM/RM being handled and stored in accordance with the instructions given in Sec 7.1.

Reagent

TOC ICV Std_00029

RICCA CHEMICAL COMPANY®

Arlington, TX 76012
Pocomoke City, MD 21851
Batesville, IN 47006
http://www.riccachemical.com
1-888-GO-RICCA
customerservice@riccachemical.com

Certificate of Analysis

Organic Carbon Standard, 1000 ppm C

Lot Number: 1601D96 **Product Number:** 1847

Manufacture Date: FEB 01, 2016
Expiration Date: JAN 2017

The certified value reported is the prepared value based upon the method of preparation of the material. The uncertainty in the prepared value is based upon the volumetric method of preparation.

Name	CAS#	Grade
Water	7732-18-5	ACS/ASTM/USP/EP
Phosphoric Acid	7664-38-2	ACS
Potassium Acid Phthalate	877-24-7	ACS Acidimetric

Test	Specification	Result
Appearance	Colorless liquid	Passed
Carbon (C)	995-1005 ppm	1000 ppm

Specification	Reference
Organic Carbon Stock Solution	APHA (5310 B)
Potassium Hydrogen Phthalate, Stock Solution	EPA (SW-846) (9060)
Potassium Hydrogen Phthalate, Stock Solution, 1000 mg Carbon/liter	EPA (415.1)
Organic Carbon Solution, Standard (1 mL = 1 mg C)	ASTM (D 2579)

Volumetric glassware complies with Class A tolerance requirements of ASTM E 288 and NIST Circular 434; it is calibrated before first use and recalibrated regularly in accordance with ASTM E 542 and NIST Procedure NBSIR 74-461. Balances are calibrated regularly with weights certified traceable to the NIST national mass standard. Thermometers and temperature probes are calibrated before first use and recalibrated regularly with a thermometer traceable to NIST standards. All products are prepared according to master documents that assure manufacture according to validated methods. Batch records document raw material traceability and production and testing history for each lot manufactured.

Part Number	Size / Package Type	Shelf Life (Unopened Container)
1847-2.5	10 L Cubitainer®	12 months
1847-4	120 mL amber glass	12 months
1847-32	1 L amber glass	12 months
1847-5	20 L Cubitainer®	12 months
1847-8	250 mL amber glass	12 months
1847-1	4 L amber glass	12 months
1847-16	500 mL amber glass	12 months

Recommended Storage: 15°C - 30°C (59°F - 86°F)

Katie Schnur
Quality Control Manager

This Certificate of Analysis is designed to comply with ISO Guide 31 "Reference Materials -- Contents of Certificates and Labels."

Reagent

TOC LCS Std_00032

Certificate of Analysis

ISO Guide 34 Reference Material

Product Number: IQC-106
Lot Number: CM-6389

Lot Issue Date: 21-Dec 2015
Expiration Date: 31-Jan 2018

Product Name: Total Organic Carbon (TOC) Standard

Description:
This Reference Material (RM) was gravimetrically prepared in accordance with ISO Guide 34 and under ULTRA Scientific's ISO 9001 registered quality system. The neat materials used for this product have been verified by ULTRA's ISO 17025 laboratory and under ULTRA's ISO Guide 34 accreditation. The analyte concentrations were verified by ULTRA's ISO 17025 accredited laboratory. For each analyte, the true value, with its uncertainty value calculated at the 95% confidence level, is reported below.

Analyte	Starting Material	Lot Number	Purity (%)	Calculated Value	True Value	Traceability & Method
TOC	potassium hydrogen phthalate	RM09514	99.98	1001 ± 5 µg/mL	961.8 ± 17 µg/mL	NW07368; TOC Analyzer

Solvent: water (low TOC, <50 ppb)

Storage: Store room temp (15 – 30°C)

Traceability:
Traceability has been established through an unbroken chain of comparisons, each having stated uncertainties. Comparisons are based on appropriate physical or chemical measurements, including gravimetric or volumetric dilution, where the mass or volume of a solution before and after dilution is measured. The balances used for these measurements are calibrated with weights traceable to NIST in compliance with ANSI/NCSL Z-540-1, ISO 9001, ISO 17025, and ISO Guide 34. Calibrated Class A glassware is used for volumetric measurements. Thermometers are calibrated against a NIST traceable thermometer in accordance with NIST Special Publication 819.

Estimation of Uncertainties:
The true value is reported, with its uncertainty value calculated at the 95% confidence level.

Homogeneity:
This RM was formulated and unitized according to an in-house procedure and is guaranteed to be homogeneous. There is no minimum sub-sample size required.

Intended Use:
This RM is intended for the preparation of working reference samples for use in routine laboratory analyses, calibration of instruments, validation of analytical methods, assessments of measurement methods and continuing calibration verification.

Instructions for Use:
Sample aliquots for analysis should be withdrawn at 20°C to 25°C immediately after opening and should be processed without delay for the true value to be valid within the stated uncertainties. Do not pipet from the bottle. Do not return any material removed for pipetting to the bottle. Tightly cap the bottle after removing any material and store according to the instructions noted above.

Hazards:
Refer to the Safety Data Sheet for information regarding this RM.

Expiration of Certification:
The certification of this RM is valid, within the measurement uncertainty specified, until the expiration date specified above, provided the RM is handled and stored in accordance with the instructions given in this certificate. This certification is nullified if the RM is damaged, contaminated, or otherwise modified.

ANAB ACCREDITED ISO GUIDE 34 REFERENCE MATERIAL PRODUCER
ANAB ACCREDITED ISO/IEC 17025 TESTING LABORATORY

ISO 9001 Registered Quality System – TUV USA

250 SMITH STREET • NORTH KINGSTOWN, RHODE ISLAND 02852 • WWW.ULTRASCI.COM

Certificate of Analysis

ISO Guide 34 Reference Material

Product Number: IQC-106
Lot Number: CM-6389

Lot Issue Date: 21-Dec 2015
Expiration Date: 31-Jan 2018

Maintenance of Certification:
The real-time, long term stability of the RM may be monitored over the lifetime of the certification. If substantive changes occur that affect the certification before the expiration of this certificate, ULTRA Scientific will notify the purchaser.

Peter A. King, Ph.D.
VP, Technical Operations

Daniel J. Lamendola
Director of QA/RA

ISO 9001 Registered Quality System – TUV USA

250 SMITH STREET • NORTH KINGSTOWN, RHODE ISLAND 02852 • WWW.ULTRASCI.COM

Reagent

TSS STD_00025

125 Market Street
New Haven, CT 06513
USA

AccuStandard® Inc.

Tel (203)786-5290
Fax (203)786-5287
www.AccuStandard.com

CERTIFICATE OF ANALYSIS

Wet Chemistry Reference Standard

Catalog No: WC-SOL
Description: Solids Standard
Lot: 215095135
Matrix: N/A
Hazards: **HARMFUL** - *Refer to SDS for safety info*



Danger 1

Date Certified: Sep 29, 2015
Expiration: Sep 29, 2017
Sample Size: 1 unit
Components: 3
Storage Condition: Ambient (>5 °C)

Included on ISO/IEC 17025 Scope of Accreditation: No

Included on ISO Guide 34 Scope of Accreditation: No

Component		SRM #	Prepared Concentration (µg/mL)
TS	Total Solids		2000
TDS	Total Dissolved Solids	N/A	1000
TSS	Total Suspended Solids		1000

The gravimetric uncertainty for this product is ±0.24%. The CRM uncertainty is ±5%. See reverse side for details.

Vial may contain either solid material or a combination of solid material with liquid. Empty contents of vial into 100 ml volumetric flask. Rinse vial and cap several times and pour into flask. Dilute to volume. Perform analysis according to currently accepted methodology.

All weights are traceable through NIST, Test No. 822-275872-11

All glassware used in preparation is Class A and calibrated regularly.

Use good laboratory procedure when diluting this product. Use only cleaned Class A volumetric glassware.

We certify the accuracy of this standard to be ±0.5% of the stated value until its expiration date provided it is kept tightly capped and stored under the conditions stated above.

Certified By: Lydia Snyder

Lydia Snyder, Inorganic QC Manager

For use in routine laboratory analysis.

AccuStandard is accredited to ISO Guide 34, ISO/IEC 17025 and certified to ISO 9001

OR-ORG/INO-001
Rev. 7/11

AccuStandard

CERTIFICATION REPORT

1. **Quality Documentation:** This certificate is designed in accordance with ISO Guide 31 (Reference Materials - Contents of Certificates and Labels) and ISO Guide 35 (Reference Materials – General and Statistical Principles for Certification).

2. **Quality Standards:**

   ISO Guide 34 - General Requirements for the Competence of Reference Material Producers ACLASS Certificate Number AR-1463

   AR-1463

   ISO/IEC 17025:2005 - General Requirements for the Competence of Testing and Calibration Laboratories ACLASS Certificate Number AT-1339

   AT-1339

   ISO 9001:2008 Quality Management System - Requirements Eagle Registrations Certificate Number 3774

3. **Intended Use:** The product covered by this certificate is designed for calibration or for use in quality control procedures for the specified chemical compounds listed on the reverse side. This product can be used for quantification and/or identification. This product can also be used as a reference material to validate analytical procedures, subject to the conditions under Section 11. If dilution is required, use only Class A glassware and diluent compatible with all certified analytes in this preparation. All solutions should be thoroughly mixed prior to use.

4. **Raw Materials:** Reference standards are prepared from the highest quality starting materials with defined purities. All analytes and solvents are obtained from pre-qualified vendors and then analyzed or evaluated prior to use.

5. **Manufacturing:** All balances are calibrated daily using an in-house procedure with weights that are compared annually to master weights and traceable to NIST. The balances are also calibrated annually by an ISO/IEC 17025 accredited calibration laboratory. Please refer to the NIST test number listed on the front of this certificate. Class A glassware is used in the manufacture and quality control of all standards and calibrated using an in-house procedure. Good Laboratory Practices have been used throughout the preparation of this CRM.

6. **Homogeneity Assessment:** Homogeneity of the finished product is assessed by analyzing sample batches or by other methods consistent with the intended use of the product and by procedures that comply with the appropriate Quality System requirements, and ISO Guide 35.

7. **Stability Assessment:** The manufacturer guarantees the stability of this solution through the expiration date stated on the label, when handled and stored according to the conditions stated on the label. To ensure a uniform solution, mix the contents of the sealed container thoroughly prior to use. Care should be taken not to contaminate the contents of the original container.

8. **Analytical Quality Control:** Products are tested by validated analytical methods specified in the manufacturer's quality system.

9. **Uncertainty Statistics and Confidence Limits:** The uncertainty values as stated on the face of this certificate have been determined using the EURACHEM/CITAC Guide (Quantifying Uncertainty in Analytical Measurement). We have evaluated both Type A (based on a series of observations) and Type B (manufacturers specifications and calibration data) factors and report a combined expanded uncertainty equal to the positive square root of the total variance of the uncertainty of the components using the following formula: $u_{\mathrm{m}} = \sqrt{(u(\mathrm{P}))^2 + (u(\mathrm{m}))^2 + (u(\mathrm{V}))^2}$. The expanded uncertainty, U, assumes a normal distribution and a coverage factor of k=2 is chosen using approximately a 95% confidence level. Laboratories accredited to ISO/IEC 17025 and ISO Guide 34 are required to estimate uncertainty budgets associated with the measurements they make. However, for analysis, the certified value should be used as the actual value.

10. **Warranties:** The manufacturer warrants that its products shall conform to the description of such products as provided in its catalog or on the specific product label. This warranty is exclusive, and the manufacturer makes no other warranty, express or implied, including any implied warranty of merchantability or fitness for any particular purpose.

11. **Legal Notice and Limit of Liability:** This product is for routine laboratory analysis and research purposes only. Due to the hazardous nature, only trained personnel should handle this product. The company's liability will be limited to replacement of product or refund of purchase price. Notice of claims must be made within thirty (30) days from date of delivery.

Method PFC DOD

Perfluronated Hydrocarbons (LC/MS) by Method PFC_DOD

FORM II
LCMS SURROGATE RECOVERY

Lab Name: TestAmerica Sacramento Job No.: 320-18794-1

SDG No.:

Matrix: Water Level: Low

GC Column (1): Acquity ID: 2.1 (mm)

Client Sample ID	Lab Sample ID	13CHpA #	PFHxS #	PFOA #	PFNA #
OF-FB78-0516	320-18794-4	131	122	141	133
OF-RW78-0516	320-18794-5	17 Q	21 Q	17 Q	18 Q
OF-RW78D-0516	320-18794-6	117	140	126	119
OF-FB77-0516	320-18794-7	142	144	141	144
OF-RW77-0516	320-18794-8	107	134	118	106
	MB 320-109640/1-A	128	115	142	129
	LCS 320-109640/2-A	122	121	132	138
	LCSD 320-109640/3-A	125	114	124	129

	QC LIMITS
13CHpA = 13C4-PFHpA	25-150
PFHxS = 18O2 PFHxS	25-150
PFOA = 13C4 PFOA	25-150
PFNA = 13C5 PFNA	25-150

Column to be used to flag recovery values

FORM II WS-LC-0025

FORM II
LCMS SURROGATE RECOVERY

Lab Name: TestAmerica Sacramento Job No.: 320-18794-1

SDG No.:

Matrix: Water Level: Low

GC Column (1): Acquity ID: 2.1 (mm)

Client Sample ID	Lab Sample ID	13CHpA #	PFHxS #	PFOA #	PFOS #	PFNA #
OF-INF01-0516	320-18794-1	141	160 Q	118	124	142
OF-EFF01-0516	320-18794-2	150	161 Q	142	158 Q	151 Q

	QC LIMITS
13CHpA = 13C4-PFHpA	25-150
PFHxS = 18O2 PFHxS	25-150
PFOA = 13C4 PFOA	25-150
PFOS = 13C4 PFOS	25-150
PFNA = 13C5 PFNA	25-150

Column to be used to flag recovery values

FORM II WS-LC-0025

FORM II
LCMS SURROGATE RECOVERY

Lab Name: TestAmerica Sacramento Job No.: 320-18794-1

SDG No.:

Matrix: Water Level: Low

GC Column (1): Acquity ID: 2.1 (mm)

Client Sample ID	Lab Sample ID	PFOS #
OF-FB78-0516 RA	320-18794-4 RA	124
OF-RW78-0516 RA	320-18794-5 RA	132
OF-RW78D-0516 RA	320-18794-6 RA	147
OF-FB77-0516 RA	320-18794-7 RA	135
OF-RW77-0516 RA	320-18794-8 RA	148
	MB 320-109640/1-A RA	120
	LCS 320-109640/2-A RA	132
	LCSD 320-109640/3-A RA	119

	QC LIMITS
PFOS = 13C4 PFOS	25-150

Column to be used to flag recovery values

FORM II WS-LC-0025

FORM III
LCMS LAB CONTROL SAMPLE RECOVERY

Lab Name: TestAmerica Sacramento Job No.: 320-18794-1

SDG No.:

Matrix: Water Level: Low Lab File ID: 24MAY2016A6A_042.d

Lab ID: LCS 320-109640/2-A RA Client ID:

COMPOUND	SPIKE ADDED (ug/L)	LCS CONCENTRATION (ug/L)	LCS % REC	QC LIMITS REC	#
Perfluorooctanesulfonic acid (PFOS)	0.0371	0.0329	89	60-140	M
13C4 PFOS	0.0956	0.126	132	25-150	

Column to be used to flag recovery and RPD values

FORM III WS-LC-0025

FORM III
LCMS LAB CONTROL SAMPLE RECOVERY

Lab Name: TestAmerica Sacramento Job No.: 320-18794-1

SDG No.:

Matrix: Water Level: Low Lab File ID: 25MAY2016B4A_042.d

Lab ID: LCS 320-109640/2-A Client ID:

COMPOUND	SPIKE ADDED (ug/L)	LCS CONCENTRATION (ug/L)	LCS % REC	QC LIMITS REC	#
Perfluoroheptanoic acid (PFHpA)	0.0400	0.0393	98	60-140	
Perfluorooctanoic acid (PFOA)	0.0400	0.0334	84	60-140	
Perfluorononanoic acid (PFNA)	0.0400	0.0358	90	60-140	
Perfluorobutanesulfonic acid (PFBS)	0.0354	0.0304	86	50-150	
Perfluorohexanesulfonic acid (PFHxS)	0.0364	0.0376	103	60-140	M
18O2 PFHxS	0.0946	0.114	121	25-150	
13C5 PFNA	0.100	0.138	138	25-150	
13C4 PFOA	0.100	0.132	132	25-150	
13C4-PFHpA	0.100	0.122	122	25-150	

Column to be used to flag recovery and RPD values

FORM III WS-LC-0025

FORM III
LCMS LAB CONTROL SAMPLE DUPLICATE RECOVERY

Lab Name: TestAmerica Sacramento Job No.: 320-18794-1

SDG No.:

Matrix: Water Level: Low Lab File ID: 24MAY2016A6A_043.d

Lab ID: LCSD 320-109640/3-A RA Client ID:

COMPOUND	SPIKE ADDED (ug/L)	LCSD CONCENTRATION (ug/L)	LCSD % REC	% RPD	QC LIMITS RPD	QC LIMITS REC	#
Perfluorooctanesulfonic acid (PFOS)	0.0371	0.0334	90	1	30	60-140	M
13C4 PFOS	0.0956	0.114	119			25-150	

Column to be used to flag recovery and RPD values

FORM III WS-LC-0025

FORM III
LCMS LAB CONTROL SAMPLE DUPLICATE RECOVERY

Lab Name: TestAmerica Sacramento Job No.: 320-18794-1

SDG No.:

Matrix: Water Level: Low Lab File ID: 25MAY2016B4A_043.d

Lab ID: LCSD 320-109640/3-A Client ID:

COMPOUND	SPIKE ADDED (ug/L)	LCSD CONCENTRATION (ug/L)	LCSD % REC	% RPD	QC LIMITS RPD	QC LIMITS REC	#
Perfluoroheptanoic acid (PFHpA)	0.0400	0.0404	101	3	30	60-140	
Perfluorooctanoic acid (PFOA)	0.0400	0.0380	95	13	30	60-140	
Perfluorononanoic acid (PFNA)	0.0400	0.0388	97	8	30	60-140	
Perfluorobutanesulfonic acid (PFBS)	0.0354	0.0311	88	2	30	50-150	
Perfluorohexanesulfonic acid (PFHxS)	0.0364	0.0300	82	22	30	60-140	
18O2 PFHxS	0.0946	0.108	114			25-150	
13C5 PFNA	0.100	0.129	129			25-150	
13C4 PFOA	0.100	0.124	124			25-150	
13C4-PFHpA	0.100	0.125	125			25-150	

Column to be used to flag recovery and RPD values

FORM III WS-LC-0025

FORM IV
LCMS METHOD BLANK SUMMARY

Lab Name: TestAmerica Sacramento Job No.: 320-18794-1

SDG No.:

Lab File ID: 25MAY2016B4A_041.d Lab Sample ID: MB 320-109640/1-A

Matrix: Water Date Extracted: 05/12/2016 10:01

Instrument ID: A4 Date Analyzed: 05/26/2016 05:37

Level:(Low/Med) Low

THIS METHOD BLANK APPLIES TO THE FOLLOWING SAMPLES:

CLIENT SAMPLE ID	LAB SAMPLE ID	LAB FILE ID	DATE ANALYZED
	LCS 320-109640/2-A	25MAY2016B4A_042.d	05/26/2016 05:58
	LCSD 320-109640/3-A	25MAY2016B4A_043.d	05/26/2016 06:19
OF-FB78-0516	320-18794-4	25MAY2016B4A_046.d	05/26/2016 07:22
OF-RW78-0516	320-18794-5	25MAY2016B4A_047.d	05/26/2016 07:44
OF-RW78D-0516	320-18794-6	25MAY2016B4A_048.d	05/26/2016 08:05
OF-FB77-0516	320-18794-7	25MAY2016B4A_049.d	05/26/2016 08:26
OF-RW77-0516	320-18794-8	25MAY2016B4A_050.d	05/26/2016 08:47
OF-INF01-0516	320-18794-1	25MAY2016B4A_061.d	05/26/2016 12:46
OF-EFF01-0516	320-18794-2	25MAY2016B4A_062.d	05/26/2016 13:07

FORM IV
LCMS METHOD BLANK SUMMARY

Lab Name: TestAmerica Sacramento Job No.: 320-18794-1

SDG No.:

Lab File ID: 24MAY2016A6A_041.d Lab Sample ID: MB 320-109640/1-A

Matrix: Water Date Extracted: 05/12/2016 10:01

Instrument ID: A6 Date Analyzed: 05/25/2016 06:14

Level:(Low/Med) Low

THIS METHOD BLANK APPLIES TO THE FOLLOWING SAMPLES:

CLIENT SAMPLE ID	LAB SAMPLE ID	LAB FILE ID	DATE ANALYZED
	LCS 320-109640/2-A RA	24MAY2016A6A_042.d	05/25/2016 06:35
	LCSD 320-109640/3-A RA	24MAY2016A6A_043.d	05/25/2016 06:56
OF-FB78-0516 RA	320-18794-4 RA	24MAY2016A6A_046.d	05/25/2016 08:00
OF-RW78-0516 RA	320-18794-5 RA	24MAY2016A6A_047.d	05/25/2016 08:21
OF-RW78D-0516 RA	320-18794-6 RA	24MAY2016A6A_048.d	05/25/2016 08:43
OF-FB77-0516 RA	320-18794-7 RA	24MAY2016A6A_049.d	05/25/2016 09:04
OF-RW77-0516 RA	320-18794-8 RA	24MAY2016A6A_050.d	05/25/2016 09:25

FORM I
LCMS ORGANICS ANALYSIS DATA SHEET

Lab Name: TestAmerica Sacramento | Job No.: 320-18794-1

SDG No.:

Client Sample ID: OF-INF01-0516 | Lab Sample ID: 320-18794-1

Matrix: Water | Lab File ID: 25MAY2016B4A_061.d

Analysis Method: WS-LC-0025 | Date Collected: 05/10/2016 09:55

Extraction Method: 3535 | Date Extracted: 05/12/2016 10:01

Sample wt/vol: 525.4(mL) | Date Analyzed: 05/26/2016 12:46

Con. Extract Vol.: 1.0(mL) | Dilution Factor: 20

Injection Volume: 15(uL) | GC Column: Acquity ID: 2.1(mm)

% Moisture: | GPC Cleanup:(Y/N) N

Analysis Batch No.: 111390 | Units: ug/L

CAS NO.	COMPOUND NAME	RESULT	Q	LOQ	LOD	DL
375-85-9	Perfluoroheptanoic acid (PFHpA)	0.098	D	0.048	0.038	0.015
335-67-1	Perfluorooctanoic acid (PFOA)	5.3	D M	0.048	0.038	0.014
375-95-1	Perfluorononanoic acid (PFNA)	0.038	U	0.048	0.038	0.012
375-73-5	Perfluorobutanesulfonic acid (PFBS)	0.035	J D	0.048	0.038	0.017
355-46-4	Perfluorohexanesulfonic acid (PFHxS)	1.0	D M	0.048	0.038	0.017
1763-23-1	Perfluorooctanesulfonic acid (PFOS)	1.8	Q B D M	0.076	0.057	0.024

CAS NO.	ISOTOPE DILUTION	%REC	Q	LIMITS
STL00994	18O2 PFHxS	160	Q	25-150
STL00991	13C4 PFOS	124		25-150
STL00995	13C5 PFNA	142		25-150
STL00990	13C4 PFOA	118		25-150
STL01892	13C4-PFHpA	141		25-150

TestAmerica Sacramento
Target Compound Quantitation Report

Data File: \\ChromNA\Sacramento\ChromData\A4\20160525-31065.b\25MAY2016B4A_061.d
Lims ID: 320-18794-A-1-A
Client ID: OF-INF01-0516
Sample Type: Client
Inject. Date: 26-May-2016 12:46:01 ALS Bottle#: 24 Worklist Smp#: 61
Injection Vol: 15.0 ul Dil. Factor: 20.0000
Sample Info: 320-18794-a-1-a 20X
Misc. Info.: Acquity BEH C18,1.7u, 3X150mm,T=35C
Operator ID: JRB Instrument ID: A4

Method: \\ChromNA\Sacramento\ChromData\A4\20160525-31065.b\PFAC_A4.m
Limit Group: LC PFC_DOD ICAL
Last Update: 26-May-2016 16:03:28 Calib Date: 25-May-2016 19:01:43
Integrator: Picker
Quant Method: Isotopic Dilution Quant By: Initial Calibration
Last ICal File: \\ChromNA\Sacramento\ChromData\A4\20160525-31065.b\25MAY2016B4A_011.d

Column 1 : Det: F1:MRM
Process Host: XAWRK003

First Level Reviewer: barnettj Date: 26-May-2016 15:33:07

Signal	RT	EXP RT	DLT RT	REL RT	Response	Amount ng/ml	Ratio(Limits)	%Rec	S/N	Flags
51 Perfluorobutanesulfonic acid										
298.8 > 79.6	7.010	7.024	-0.014	1.000	37863	0.9221				
D 8 13C4-PFHpA										
366.6 > 321.6	9.357	9.387	-0.030		301607	3.53		7.1	1191	
9 Perfluoroheptanoic acid										
362.8 > 318.7	9.357	9.388	-0.031	1.000	172235	2.57			79.0	
58 Perfluorohexanesulfonic acid										M
398.3 > 79.2	9.388	9.421	-0.033	1.000	2127592	26.3				M
D 11 18O2 PFHxS										
402.5 > 83.6	9.396	9.422	-0.026		112028	3.77		8.0	350	
D 12 13C4 PFOA										
416.5 > 371.6	10.474	10.503	-0.029		262529	2.95		5.9	938	
13 Perfluorooctanoic acid										M
412.8 > 368.8	10.482	10.504	-0.022	1.000	6627520	139.5			3435	M
412.8 > 168.7	10.482	10.504	-0.022	1.000	2284823		2.90(0.00-0.00)		4086	M
D 16 13C4 PFOS										
502.4 > 79.7	11.440	11.465	-0.025		20047	2.97		6.2	80.8	
15 Perfluorooctane sulfonic acid										M
498.3 > 79.2	11.440	11.466	-0.026	1.000	5532594	47.8			5636	M
498.3 > 98.2	11.440	11.466	-0.026	1.000	2642098		2.09(0.00-0.00)		2504	M
D 17 13C5 PFNA										
467.5 > 422.6	11.469	11.484	-0.015		278520	3.55		7.1	1425	
18 Perfluorononanoic acid										
462.5 > 418.6	11.469	11.486	-0.017	1.000	18668	0.1343			20.9	

QC Flag Legend

Review Flags

M - Manually Integrated

Report Date: 26-May-2016 16:05:17 Chrom Revision: 2.2 20-Apr-2016 13:59:46

TestAmerica Sacramento

Data File: \\ChromNA\Sacramento\ChromData\A4\20160525-31065.b\25MAY2016B4A_061.d

Injection Date: 26-May-2016 12:46:01 Instrument ID: A4

Lims ID: 320-18794-A-1-A Lab Sample ID: 320-18794-1

Client ID: OF-INF01-0516

Operator ID: JRB ALS Bottle#: 24 Worklist Smp#: 61

Injection Vol: 15.0 ul Dil. Factor: 20.0000

Method: PFAC_A4 Limit Group: LC PFC_DOD ICAL

51 Perfluorobutanesulfonic acid

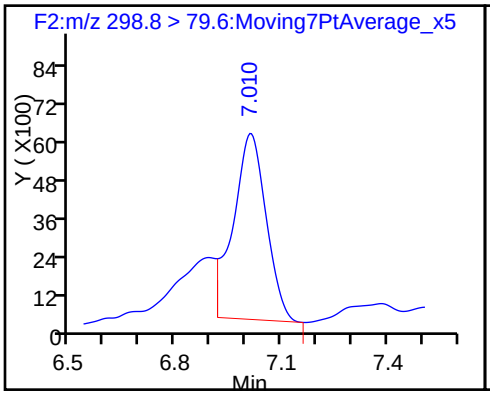

D 8 13C4-PFHpA

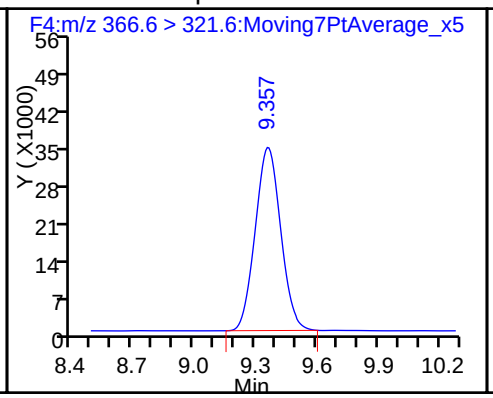

9 Perfluoroheptanoic acid

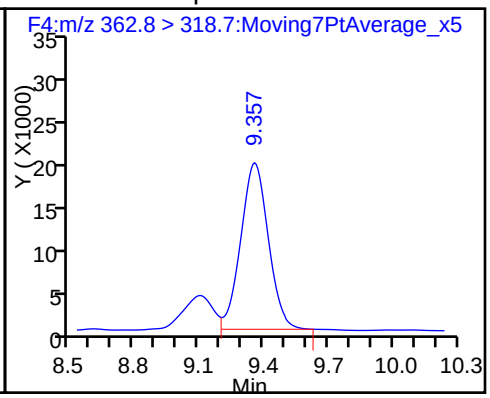

58 Perfluorohexanesulfonic acid (M)

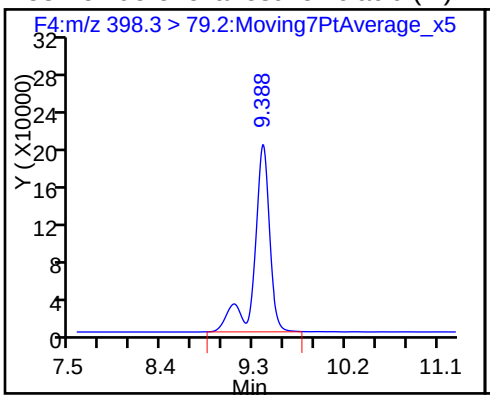

D 11 18O2 PFHxS

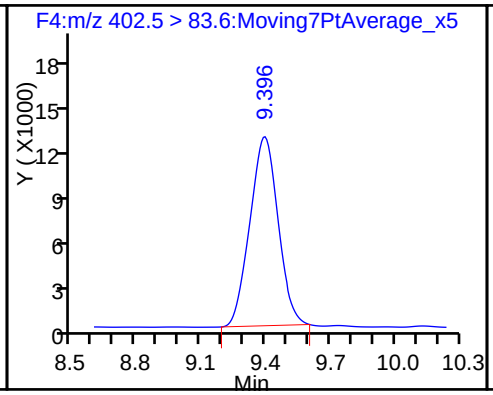

D 12 13C4 PFOA

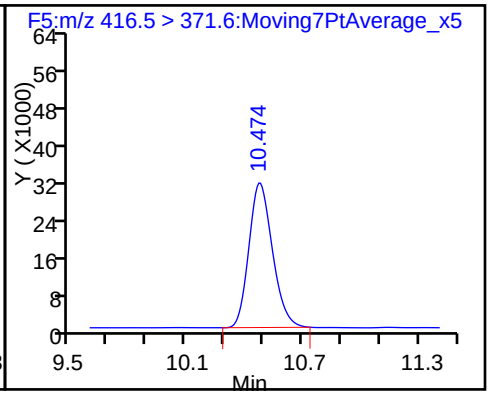

13 Perfluorooctanoic acid (M)

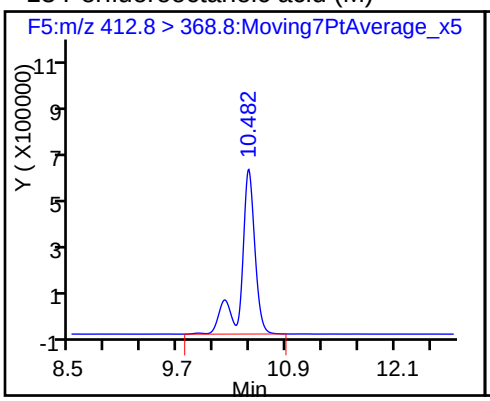

13 Perfluorooctanoic acid (M)

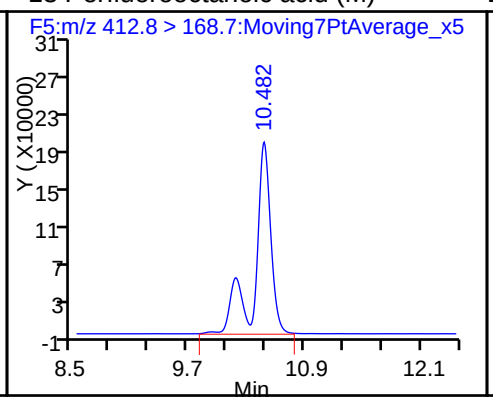

D 16 13C4 PFOS

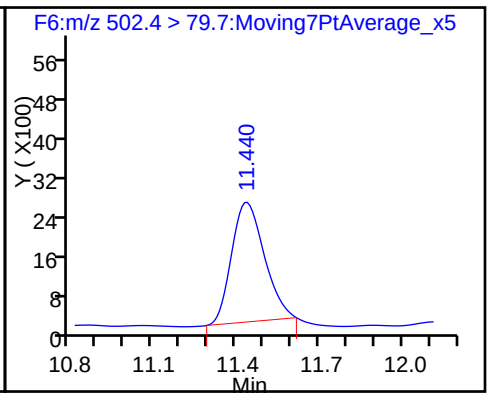

15 Perfluorooctane sulfonic acid (M)

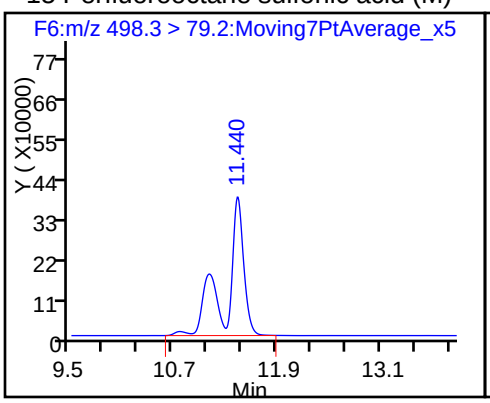

15 Perfluorooctane sulfonic acid (M)

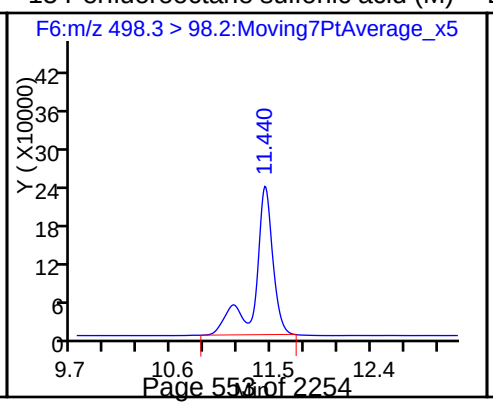

D 17 13C5 PFNA

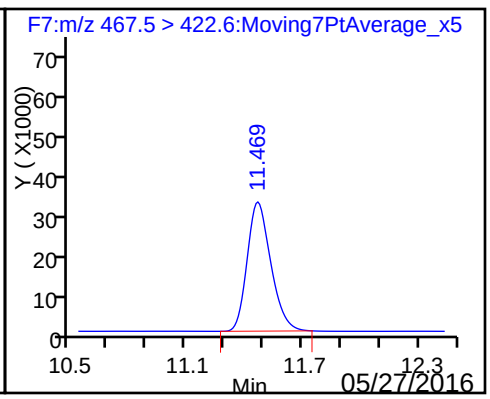

18 Perfluorononanoic acid

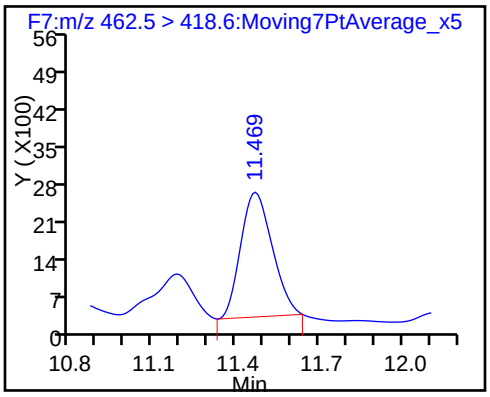

Manual Integration/User Assign Peak Report

TestAmerica Sacramento

Data File:	\\ChromNA\Sacramento\ChromData\A4\20160525-31065.b\25MAY2016B4A_061.d				
Injection Date:	26-May-2016 12:46:01	Instrument ID:	A4		
Lims ID:	320-18794-A-1-A	Lab Sample ID:	320-18794-1		
Client ID:	OF-INF01-0516				
Operator ID:	JRB	ALS Bottle#:	24	Worklist Smp#:	61
Injection Vol:	15.0 ul	Dil. Factor:	20.0000		
Method:	PFAC_A4	Limit Group:	LC PFC_DOD ICAL		
Column:		Detector	F5:MRM		

13 Perfluorooctanoic acid, CAS: 335-67-1

Signal: 1

Processing Integration Results

RT: 10.48
Area: 5381947
Amount: 113.2619
Amount Units: ng/ml

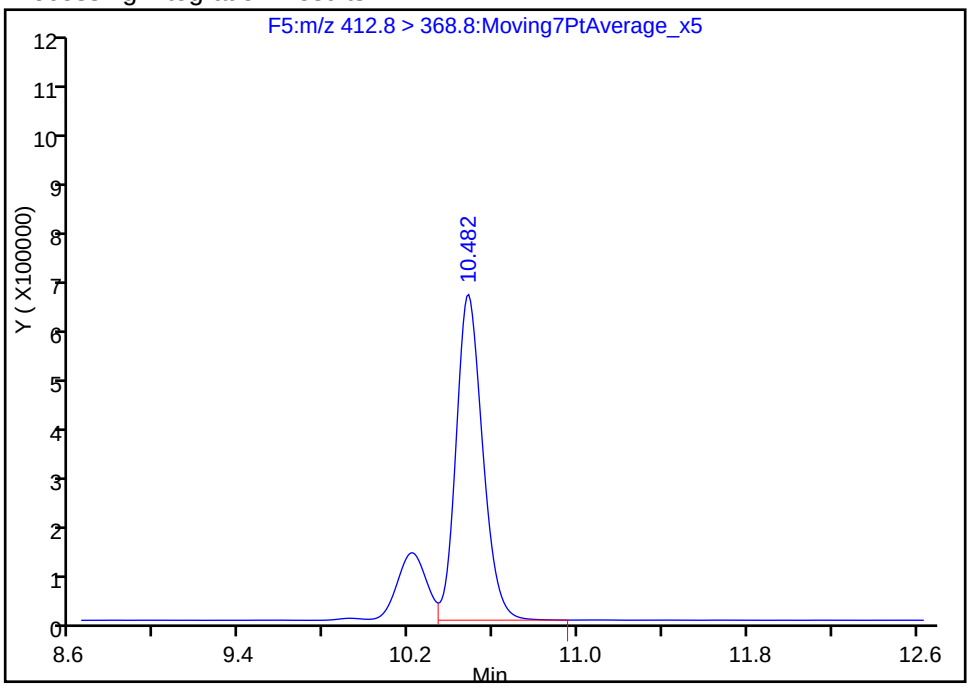

Manual Integration Results

RT: 10.48
Area: 6627520
Amount: 139.4911
Amount Units: ng/ml

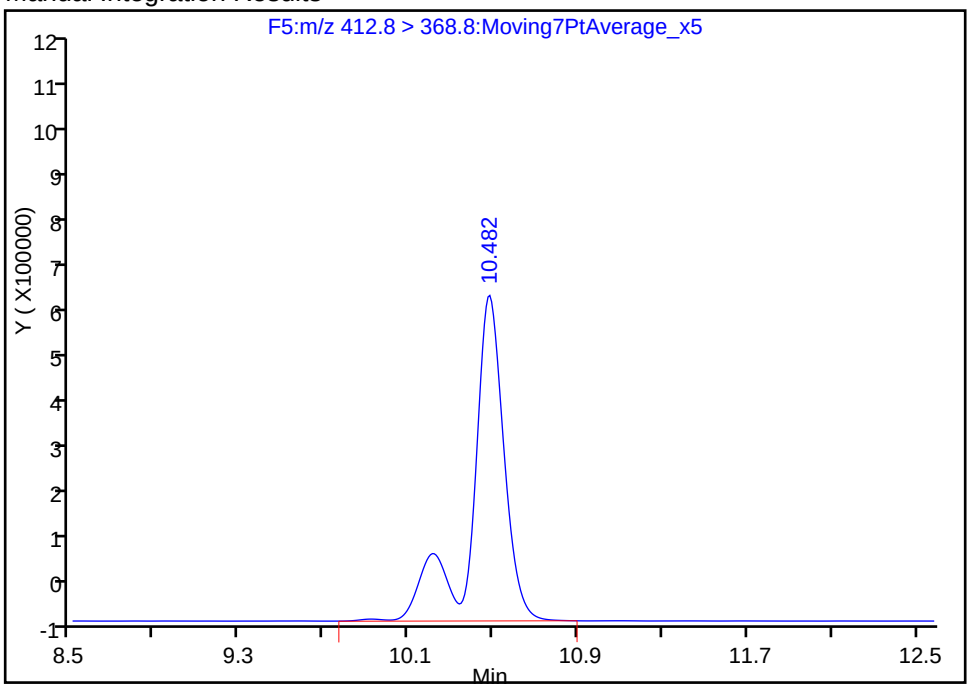

Reviewer: barnettj, 26-May-2016 15:33:07

Audit Action: Manually Integrated Audit Reason: Isomers

Manual Integration/User Assign Peak Report

TestAmerica Sacramento

Data File:	\\ChromNA\Sacramento\ChromData\A4\20160525-31065.b\25MAY2016B4A_061.d				
Injection Date:	26-May-2016 12:46:01	Instrument ID:	A4		
Lims ID:	320-18794-A-1-A	Lab Sample ID:	320-18794-1		
Client ID:	OF-INF01-0516				
Operator ID:	JRB	ALS Bottle#:	24	Worklist Smp#:	61
Injection Vol:	15.0 ul	Dil. Factor:	20.0000		
Method:	PFAC_A4	Limit Group:	LC PFC_DOD ICAL		
Column:		Detector	F5:MRM		

13 Perfluorooctanoic acid, CAS: 335-67-1

Signal: 2

Processing Integration Results

RT: 10.48
Area: 1712944
Amount: 113.2619
Amount Units: ng/ml

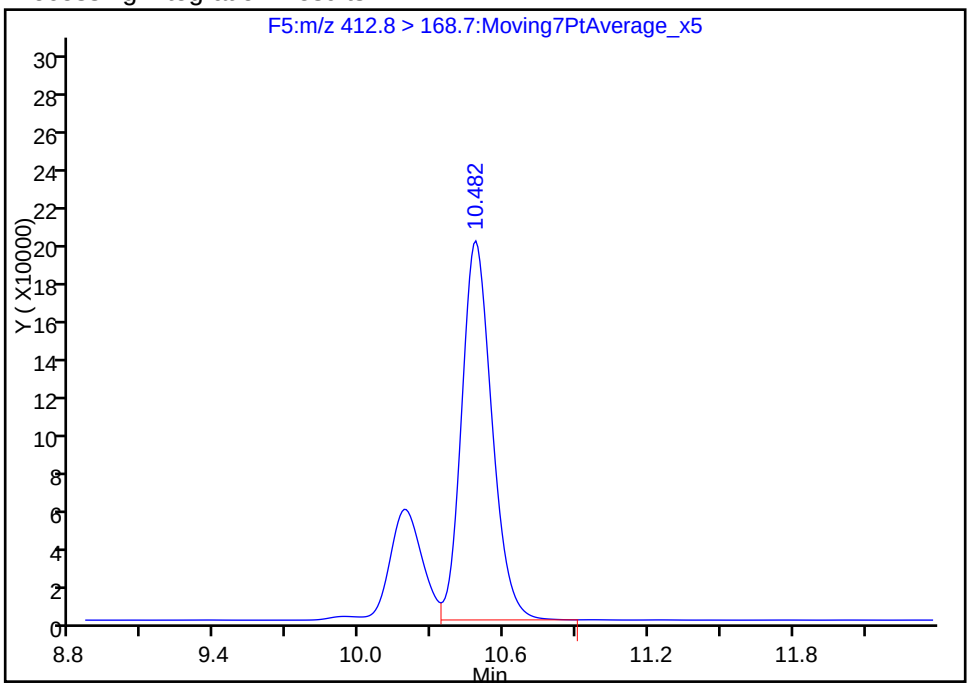

Manual Integration Results

RT: 10.48
Area: 2284823
Amount: 139.4911
Amount Units: ng/ml

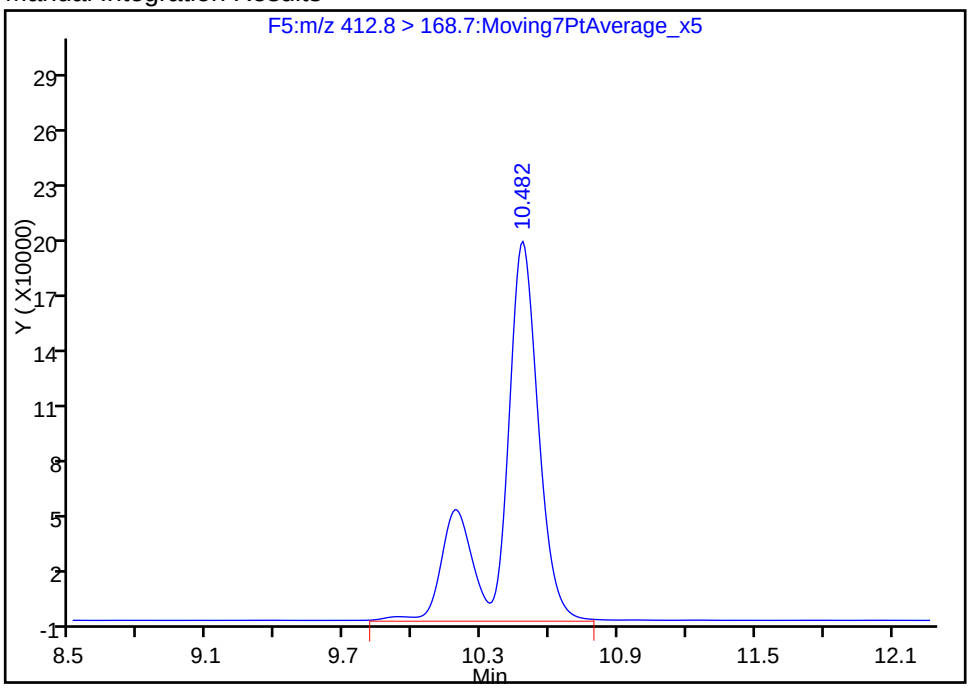

Reviewer: barnettj, 26-May-2016 15:33:07

Audit Action: Manually Integrated Audit Reason: Isomers

Manual Integration/User Assign Peak Report

TestAmerica Sacramento

Data File:	\\ChromNA\Sacramento\ChromData\A4\20160525-31065.b\25MAY2016B4A_061.d				
Injection Date:	26-May-2016 12:46:01	Instrument ID:	A4		
Lims ID:	320-18794-A-1-A	Lab Sample ID:	320-18794-1		
Client ID:	OF-INF01-0516				
Operator ID:	JRB	ALS Bottle#:	24	Worklist Smp#:	61
Injection Vol:	15.0 ul	Dil. Factor:	20.0000		
Method:	PFAC_A4	Limit Group:	LC PFC_DOD ICAL		
Column:		Detector	F4:MRM		

58 Perfluorohexanesulfonic acid, CAS: 355-46-4

Signal: 1

Processing Integration Results

RT: 9.39
Area: 1813128
Amount: 22.400534
Amount Units: ng/ml

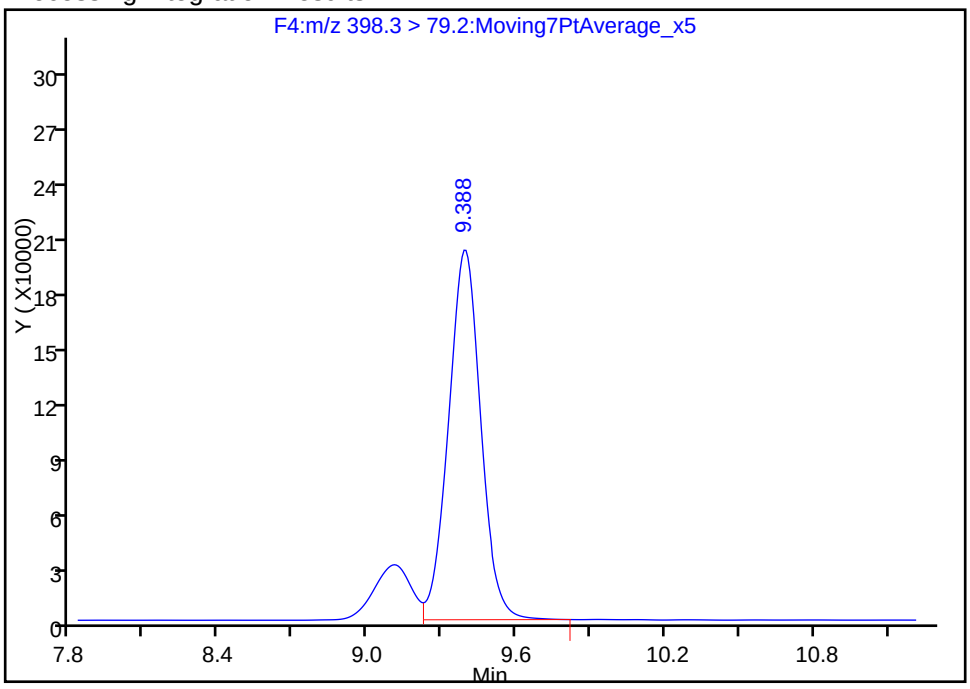

Manual Integration Results

RT: 9.39
Area: 2127592
Amount: 26.285622
Amount Units: ng/ml

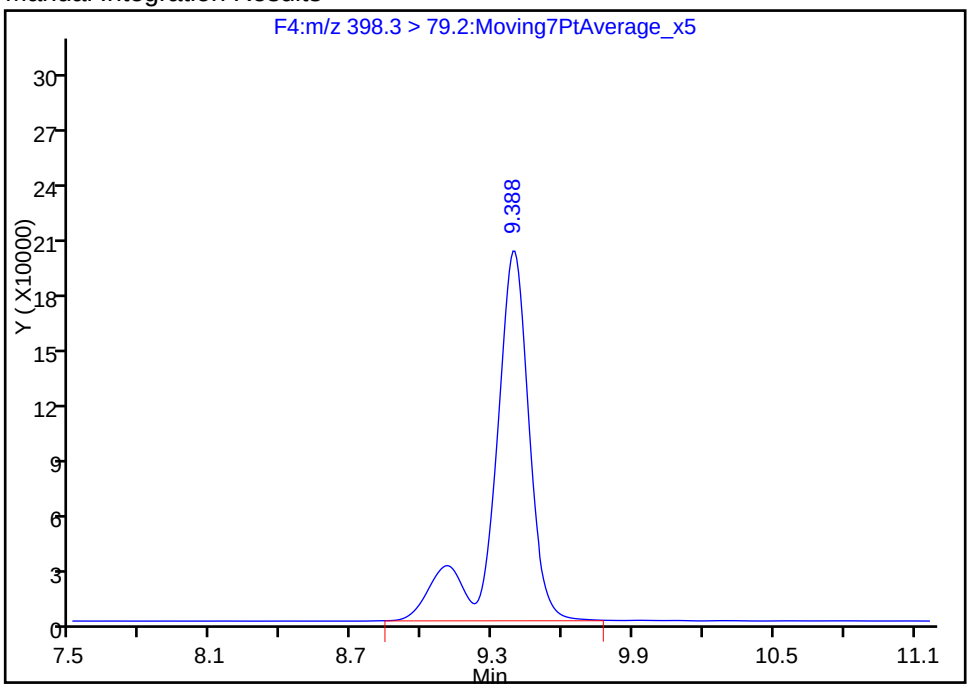

Reviewer: barnettj, 26-May-2016 15:33:07

Audit Action: Assigned Compound ID Audit Reason: Isomers

Manual Integration/User Assign Peak Report

TestAmerica Sacramento

Data File: \\ChromNA\Sacramento\ChromData\A4\20160525-31065.b\25MAY2016B4A_061.d
Injection Date: 26-May-2016 12:46:01 Instrument ID: A4
Lims ID: 320-18794-A-1-A Lab Sample ID: 320-18794-1
Client ID: OF-INF01-0516
Operator ID: JRB ALS Bottle#: 24 Worklist Smp#: 61
Injection Vol: 15.0 ul Dil. Factor: 20.0000
Method: PFAC_A4 Limit Group: LC PFC_DOD ICAL
Column: Detector F4:MRM

58 Perfluorohexanesulfonic acid, CAS: 355-46-4

Signal: 1

Processing Integration Results

RT: 9.39
Area: 1813128
Amount: 22.400534
Amount Units: ng/ml

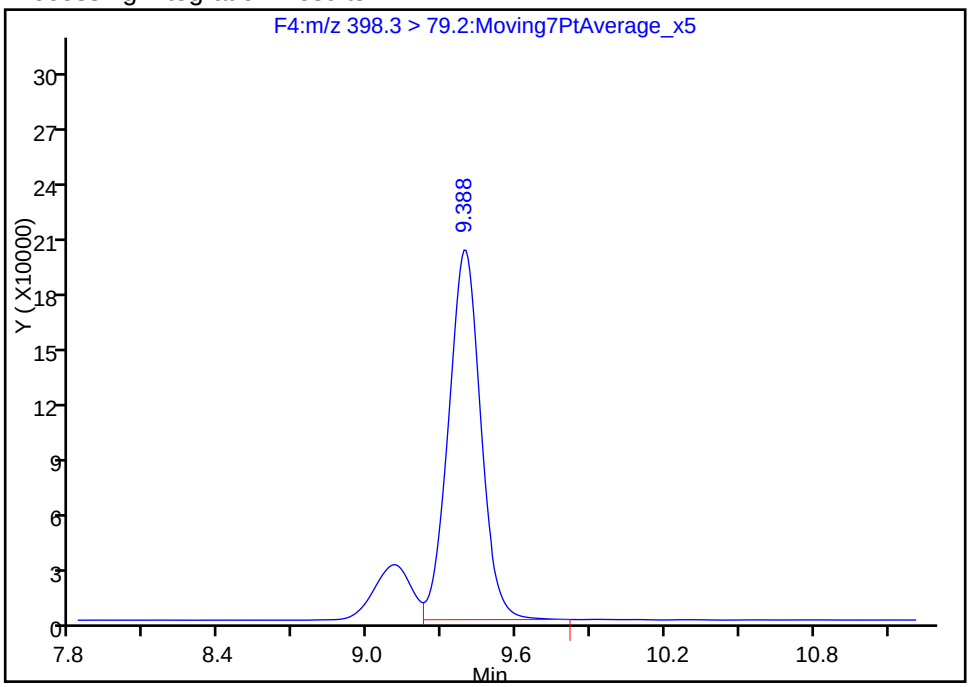

Manual Integration Results

RT: 9.39
Area: 2127592
Amount: 26.285622
Amount Units: ng/ml

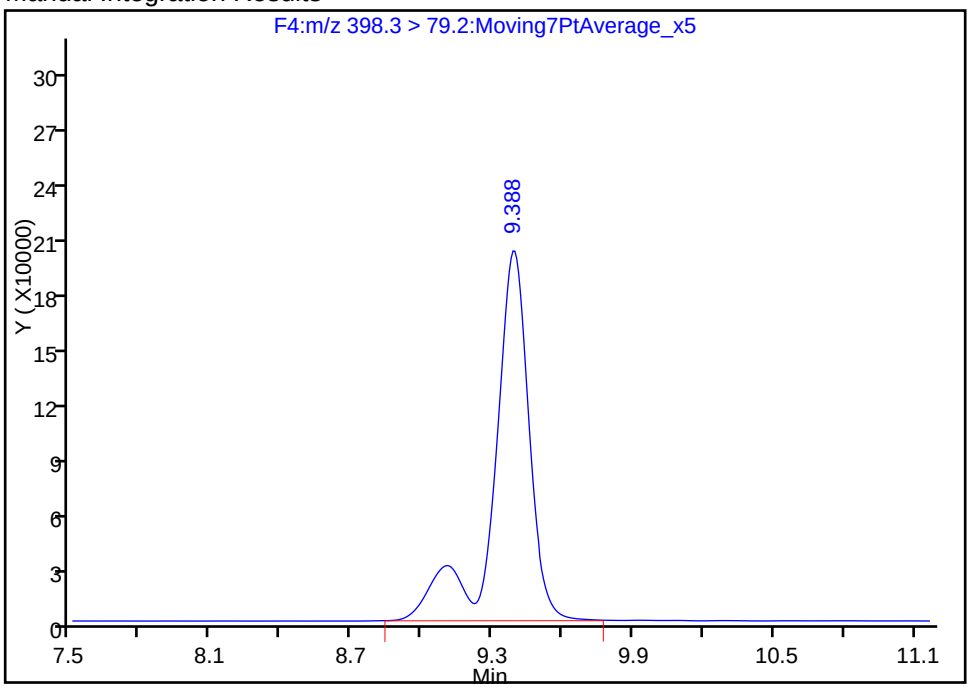

Reviewer: barnettj, 26-May-2016 15:33:07
Audit Action: Manually Integrated Audit Reason: Isomers

Manual Integration/User Assign Peak Report

TestAmerica Sacramento

Data File:	\\ChromNA\Sacramento\ChromData\A4\20160525-31065.b\25MAY2016B4A_061.d				
Injection Date:	26-May-2016 12:46:01	Instrument ID:	A4		
Lims ID:	320-18794-A-1-A	Lab Sample ID:	320-18794-1		
Client ID:	OF-INF01-0516				
Operator ID:	JRB	ALS Bottle#:	24	Worklist Smp#:	61
Injection Vol:	15.0 ul	Dil. Factor:	20.0000		
Method:	PFAC_A4	Limit Group:	LC PFC_DOD ICAL		
Column:		Detector	F6:MRM		

15 Perfluorooctane sulfonic acid, CAS: 1763-23-1

Signal: 1

Processing Integration Results

RT: 11.44
Area: 3369498
Amount: 29.369116
Amount Units: ng/ml

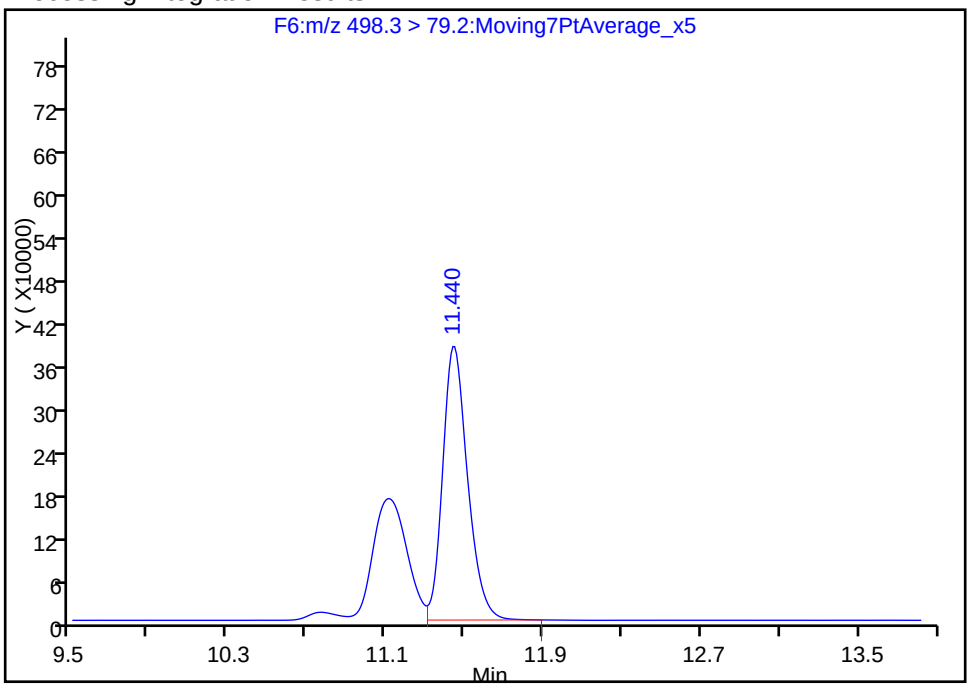

Manual Integration Results

RT: 11.44
Area: 5532594
Amount: 47.798797
Amount Units: ng/ml

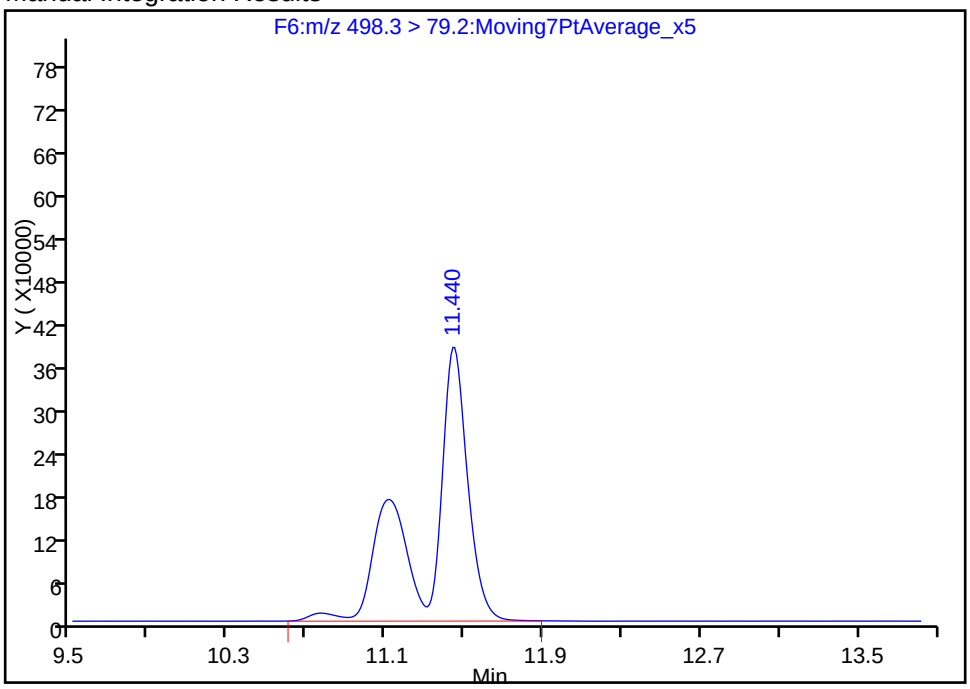

Reviewer: barnettj, 26-May-2016 15:33:07

Audit Action: Manually Integrated Audit Reason: Isomers

Manual Integration/User Assign Peak Report

TestAmerica Sacramento

Data File: \\ChromNA\Sacramento\ChromData\A4\20160525-31065.b\25MAY2016B4A_061.d
Injection Date: 26-May-2016 12:46:01 Instrument ID: A4
Lims ID: 320-18794-A-1-A Lab Sample ID: 320-18794-1
Client ID: OF-INF01-0516
Operator ID: JRB ALS Bottle#: 24 Worklist Smp#: 61
Injection Vol: 15.0 ul Dil. Factor: 20.0000
Method: PFAC_A4 Limit Group: LC PFC_DOD ICAL
Column: Detector F6:MRM

15 Perfluorooctane sulfonic acid, CAS: 1763-23-1

Signal: 2

Processing Integration Results

RT: 11.44
Area: 2130816
Amount: 29.369116
Amount Units: ng/ml

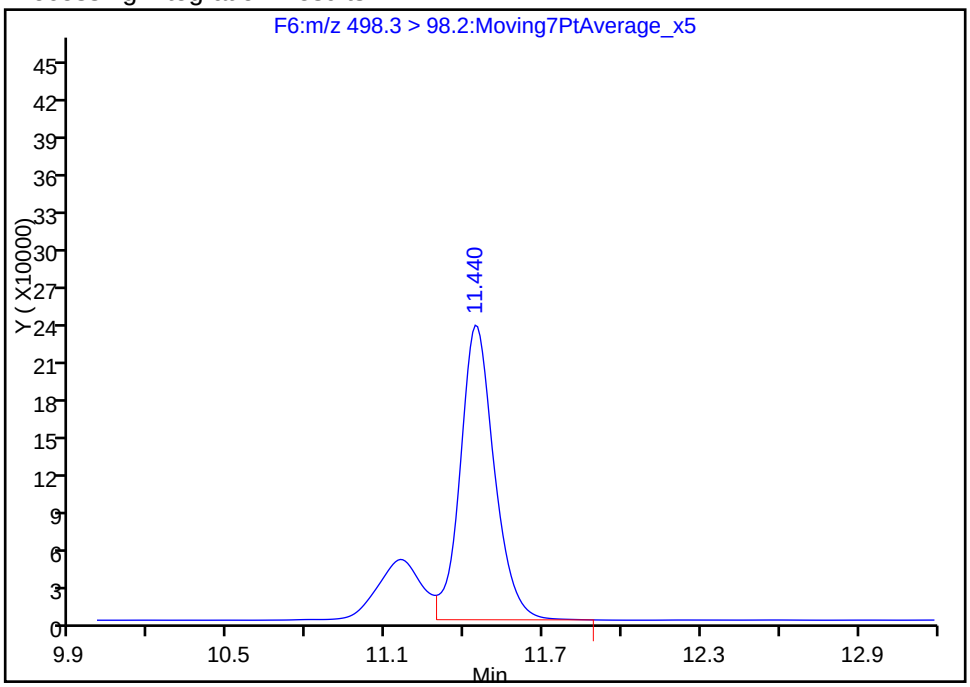

Manual Integration Results

RT: 11.44
Area: 2642098
Amount: 47.798797
Amount Units: ng/ml

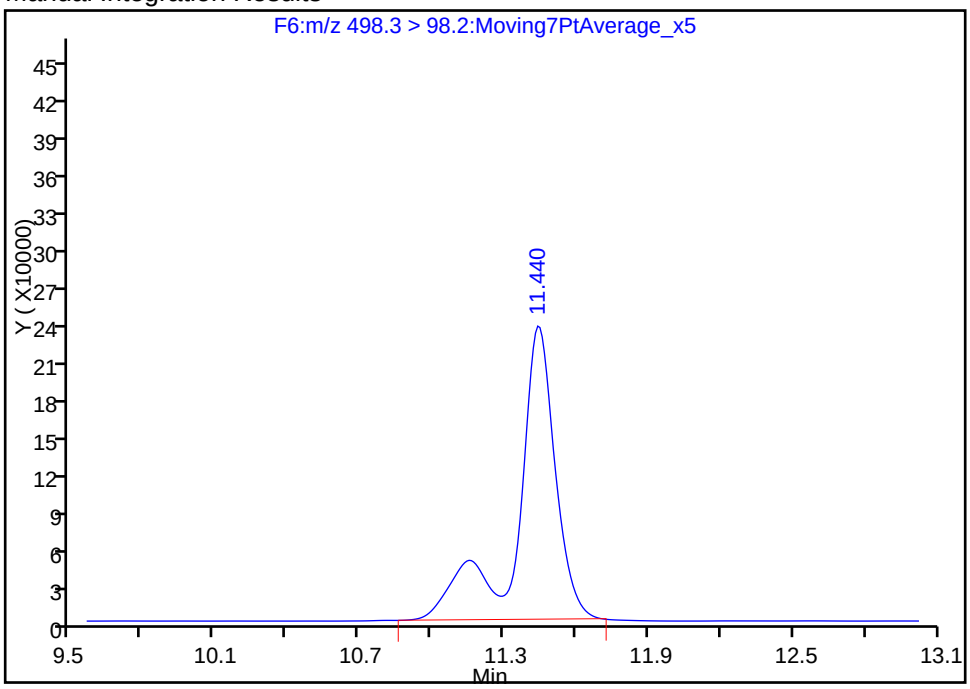

Reviewer: barnettj, 26-May-2016 15:33:07
Audit Action: Manually Integrated Audit Reason: Isomers

FORM I
LCMS ORGANICS ANALYSIS DATA SHEET

Lab Name: TestAmerica Sacramento | Job No.: 320-18794-1

SDG No.:

Client Sample ID: OF-EFF01-0516 | Lab Sample ID: 320-18794-2

Matrix: Water | Lab File ID: 25MAY2016B4A_062.d

Analysis Method: WS-LC-0025 | Date Collected: 05/10/2016 10:06

Extraction Method: 3535 | Date Extracted: 05/12/2016 10:01

Sample wt/vol: 524.3(mL) | Date Analyzed: 05/26/2016 13:07

Con. Extract Vol.: 1.0(mL) | Dilution Factor: 20

Injection Volume: 15(uL) | GC Column: Acquity ID: 2.1(mm)

% Moisture: | GPC Cleanup:(Y/N) N

Analysis Batch No.: 111390 | Units: ug/L

CAS NO.	COMPOUND NAME	RESULT	Q	LOQ	LOD	DL
375-85-9	Perfluoroheptanoic acid (PFHpA)	0.064	D	0.048	0.038	0.015
335-67-1	Perfluorooctanoic acid (PFOA)	3.7	D M	0.048	0.038	0.014
375-95-1	Perfluorononanoic acid (PFNA)	0.038	U	0.048	0.038	0.012
375-73-5	Perfluorobutanesulfonic acid (PFBS)	0.025	J D M	0.048	0.038	0.018
355-46-4	Perfluorohexanesulfonic acid (PFHxS)	0.85	D M	0.048	0.038	0.017
1763-23-1	Perfluorooctanesulfonic acid (PFOS)	1.2	Q B D M	0.076	0.057	0.024

CAS NO.	ISOTOPE DILUTION	%REC	Q	LIMITS
STL00994	18O2 PFHxS	161	Q	25-150
STL00991	13C4 PFOS	158	Q	25-150
STL00995	13C5 PFNA	151	Q	25-150
STL00990	13C4 PFOA	142		25-150
STL01892	13C4-PFHpA	150		25-150

TestAmerica Sacramento
Target Compound Quantitation Report

Data File: \\ChromNA\Sacramento\ChromData\A4\20160525-31065.b\25MAY2016B4A_062.d
Lims ID: 320-18794-A-2-A
Client ID: OF-EFF01-0516
Sample Type: Client
Inject. Date: 26-May-2016 13:07:13 ALS Bottle#: 25 Worklist Smp#: 62
Injection Vol: 15.0 ul Dil. Factor: 20.0000
Sample Info: 320-18794-a-2-a 20X
Misc. Info.: Acquity BEH C18,1.7u, 3X150mm,T=35C
Operator ID: JRB Instrument ID: A4

Method: \\ChromNA\Sacramento\ChromData\A4\20160525-31065.b\PFAC_A4.m
Limit Group: LC PFC_DOD ICAL
Last Update: 26-May-2016 16:03:28 Calib Date: 25-May-2016 19:01:43
Integrator: Picker
Quant Method: Isotopic Dilution Quant By: Initial Calibration
Last ICal File: \\ChromNA\Sacramento\ChromData\A4\20160525-31065.b\25MAY2016B4A_011.d

Column 1 : Det: F1:MRM
Process Host: XAWRK003

First Level Reviewer: barnettj Date: 26-May-2016 15:48:14

Signal	RT	EXP RT	DLT RT	REL RT	Response	Amount ng/ml	Ratio(Limits)	%Rec	S/N	Flags
51 Perfluorobutanesulfonic acid										M
298.8 > 79.6	7.014	7.024	-0.010	1.000	28821	0.6546				M
D 8 13C4-PFHpA										
366.6 > 321.6	9.365	9.387	-0.022		320912	3.75		7.5	1363	
9 Perfluoroheptanoic acid										
362.8 > 318.7	9.365	9.388	-0.023	1.000	128856	1.68			76.4	
58 Perfluorohexanesulfonic acid										M
398.3 > 79.2	9.396	9.421	-0.025	1.000	1819007	22.3				M
D 11 18O2 PFHxS										
402.5 > 83.6	9.396	9.422	-0.026		112813	3.80		8.0	359	
D 12 13C4 PFOA										
416.5 > 371.6	10.474	10.503	-0.029		316061	3.55		7.1	1204	
13 Perfluorooctanoic acid										M
412.8 > 368.8	10.474	10.504	-0.030	1.000	5549381	97.0			3418	M
412.8 > 168.7	10.474	10.504	-0.030	1.000	1824348		3.04(0.00-0.00)		2009	M
D 16 13C4 PFOS										
502.4 > 79.7	11.440	11.465	-0.025		25458	3.77		7.9	95.0	
15 Perfluorooctane sulfonic acid										M
498.3 > 79.2	11.440	11.466	-0.026	1.000	4625696	31.7			4068	M
498.3 > 98.2	11.440	11.466	-0.026	1.000	2465947		1.88(0.00-0.00)		3305	M
D 17 13C5 PFNA										
467.5 > 422.6	11.459	11.484	-0.025		297076	3.79		7.6	925	
18 Perfluorononanoic acid										
462.5 > 418.6	11.469	11.486	-0.017	1.000	21292	0.1438			30.9	

QC Flag Legend

Review Flags

M - Manually Integrated

Report Date: 26-May-2016 16:05:24 Chrom Revision: 2.2 20-Apr-2016 13:59:46

TestAmerica Sacramento

Data File: \\ChromNA\Sacramento\ChromData\A4\20160525-31065.b\25MAY2016B4A_062.d

Injection Date: 26-May-2016 13:07:13 Instrument ID: A4

Lims ID: 320-18794-A-2-A Lab Sample ID: 320-18794-2

Client ID: OF-EFF01-0516

Operator ID: JRB ALS Bottle#: 25 Worklist Smp#: 62

Injection Vol: 15.0 ul Dil. Factor: 20.0000

Method: PFAC_A4 Limit Group: LC PFC_DOD ICAL

51 Perfluorobutanesulfonic acid (M)

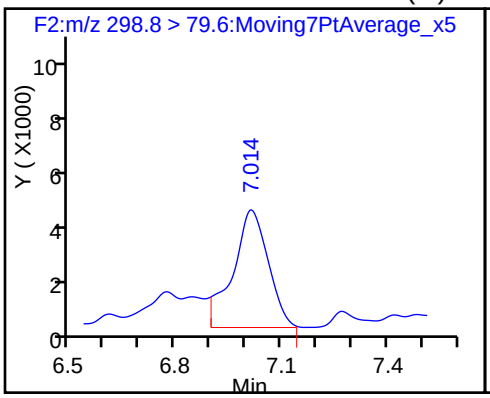

D 8 13C4-PFHpA

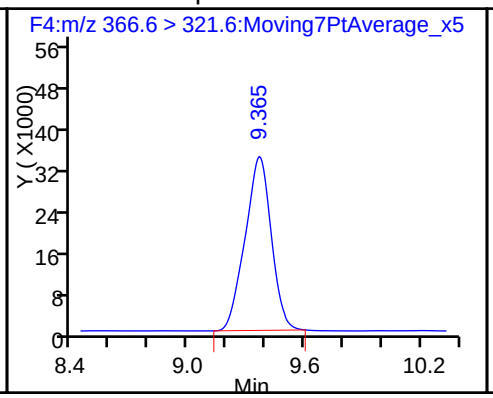

9 Perfluoroheptanoic acid

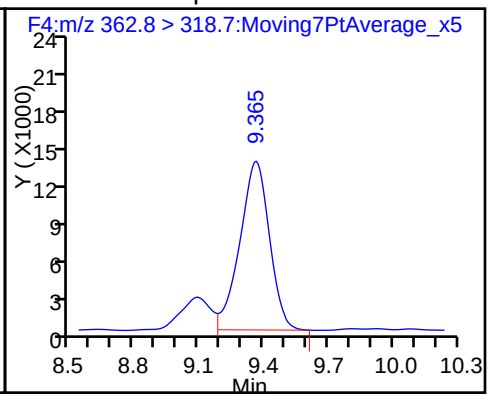

58 Perfluorohexanesulfonic acid (M)

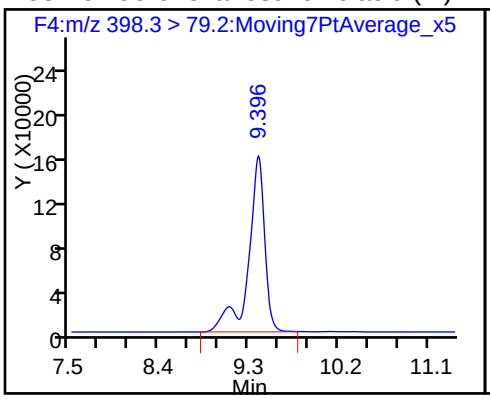

D 11 18O2 PFHxS

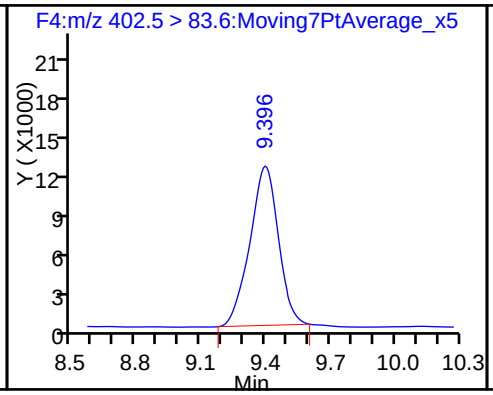

D 12 13C4 PFOA

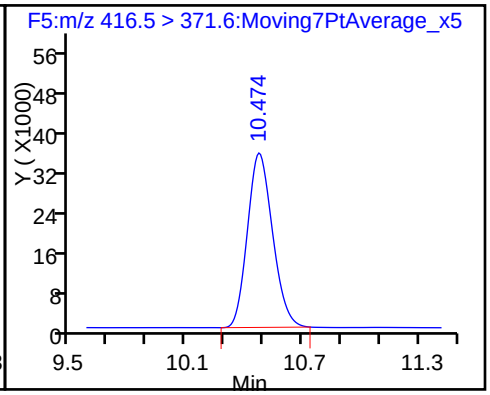

13 Perfluorooctanoic acid (M)

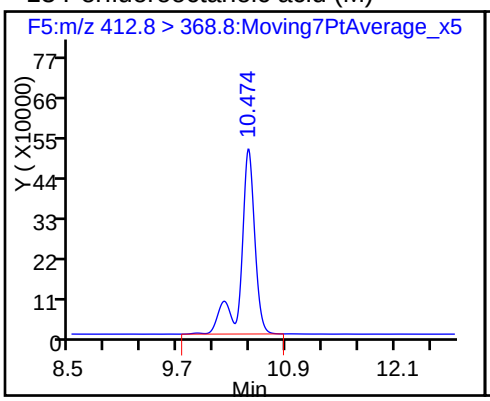

13 Perfluorooctanoic acid (M)

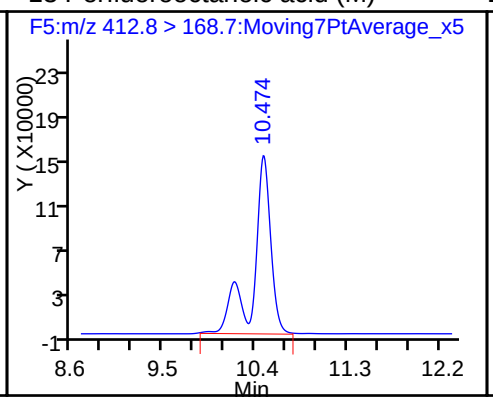

D 16 13C4 PFOS

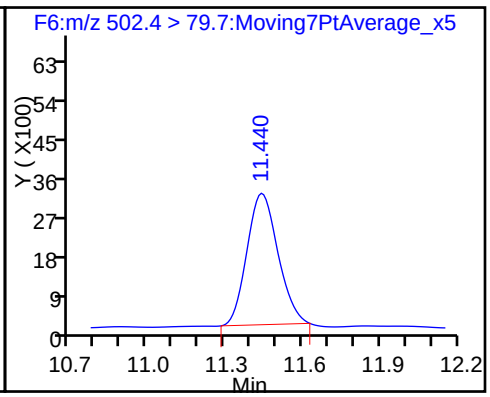

15 Perfluorooctane sulfonic acid (M)

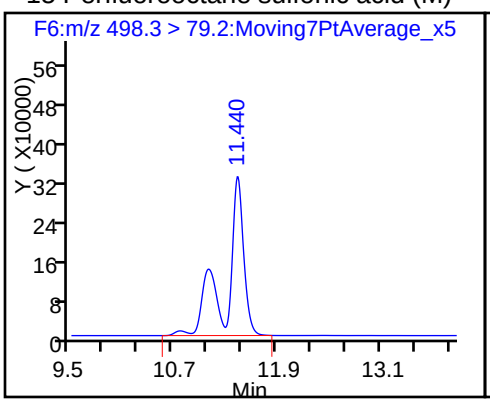

15 Perfluorooctane sulfonic acid (M)

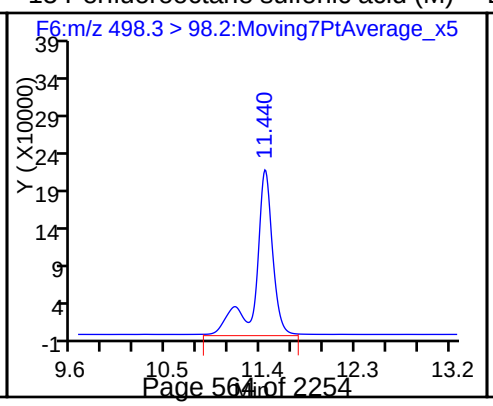

D 17 13C5 PFNA

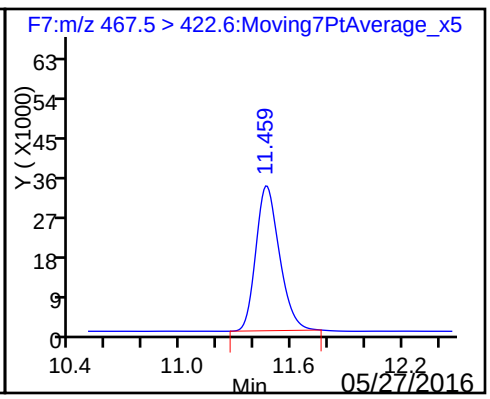

18 Perfluorononanoic acid

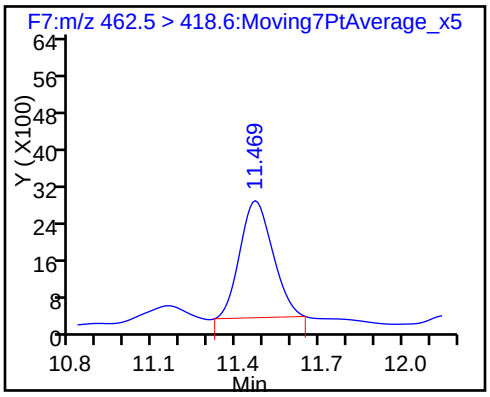

Manual Integration/User Assign Peak Report

TestAmerica Sacramento

Data File:	\\ChromNA\Sacramento\ChromData\A4\20160525-31065.b\25MAY2016B4A_062.d				
Injection Date:	26-May-2016 13:07:13	Instrument ID:	A4		
Lims ID:	320-18794-A-2-A	Lab Sample ID:	320-18794-2		
Client ID:	OF-EFF01-0516				
Operator ID:	JRB	ALS Bottle#:	25	Worklist Smp#:	62
Injection Vol:	15.0 ul	Dil. Factor:	20.0000		
Method:	PFAC_A4	Limit Group:	LC PFC_DOD ICAL		
Column:		Detector	F5:MRM		

13 Perfluorooctanoic acid, CAS: 335-67-1

Signal: 1

Processing Integration Results

RT: 10.47
Area: 4617241
Amount: 80.690658
Amount Units: ng/ml

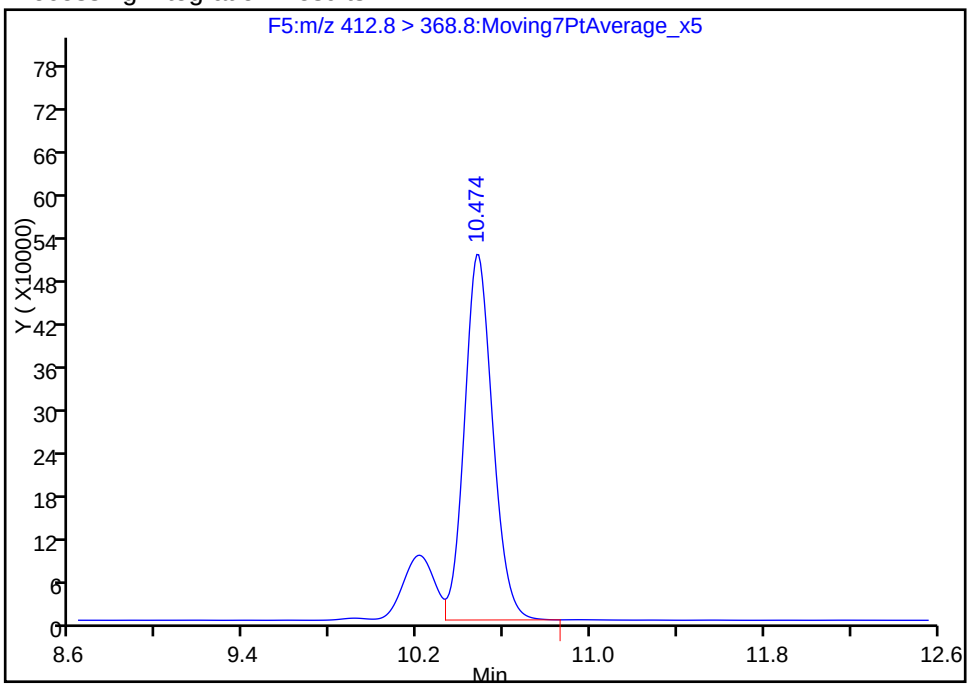

Manual Integration Results

RT: 10.47
Area: 5549381
Amount: 96.995044
Amount Units: ng/ml

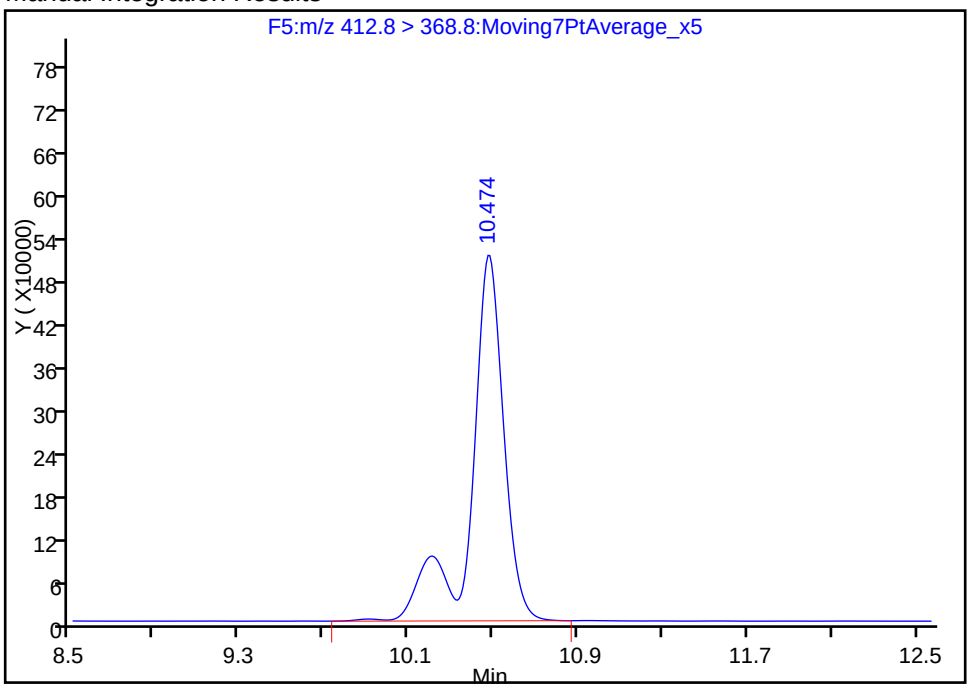

Reviewer: barnettj, 26-May-2016 15:48:14

Audit Action: Manually Integrated Audit Reason: Isomers

Manual Integration/User Assign Peak Report

TestAmerica Sacramento

Data File:	\\ChromNA\Sacramento\ChromData\A4\20160525-31065.b\25MAY2016B4A_062.d				
Injection Date:	26-May-2016 13:07:13	Instrument ID:	A4		
Lims ID:	320-18794-A-2-A	Lab Sample ID:	320-18794-2		
Client ID:	OF-EFF01-0516				
Operator ID:	JRB	ALS Bottle#:	25	Worklist Smp#:	62
Injection Vol:	15.0 ul	Dil. Factor:	20.0000		
Method:	PFAC_A4	Limit Group:	LC PFC_DOD ICAL		
Column:		Detector	F5:MRM		

13 Perfluorooctanoic acid, CAS: 335-67-1

Signal: 2

Processing Integration Results

RT: 10.47
Area: 1378249
Amount: 80.690658
Amount Units: ng/ml

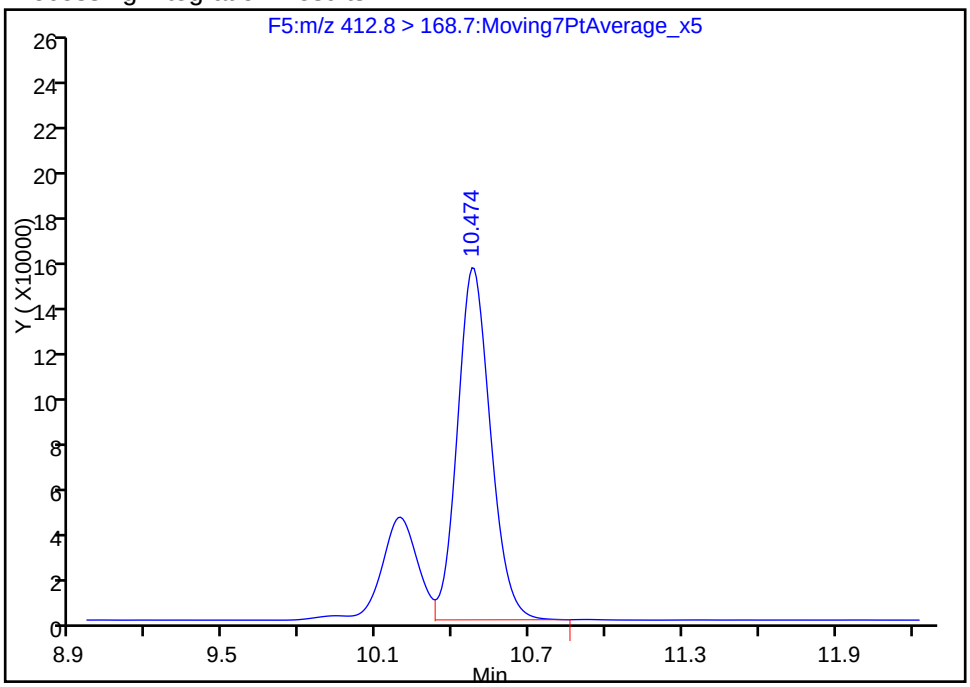

Manual Integration Results

RT: 10.47
Area: 1824348
Amount: 96.995044
Amount Units: ng/ml

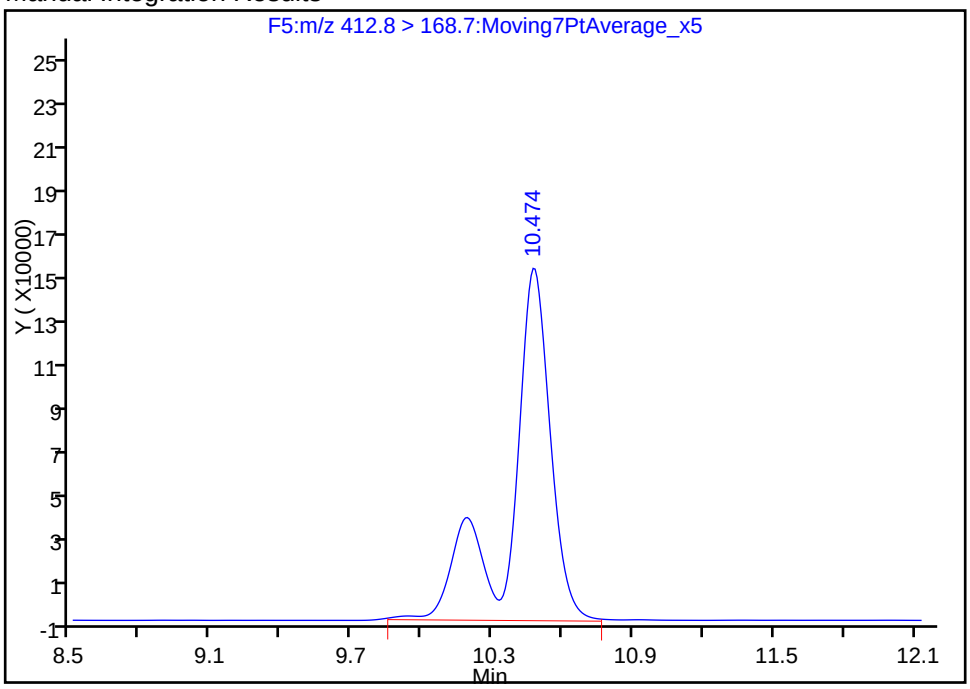

Reviewer: barnettj, 26-May-2016 15:48:14
Audit Action: Manually Integrated Audit Reason: Isomers

Manual Integration/User Assign Peak Report

TestAmerica Sacramento

Data File:	\\ChromNA\Sacramento\ChromData\A4\20160525-31065.b\25MAY2016B4A_062.d				
Injection Date:	26-May-2016 13:07:13	Instrument ID:	A4		
Lims ID:	320-18794-A-2-A	Lab Sample ID:	320-18794-2		
Client ID:	OF-EFF01-0516				
Operator ID:	JRB	ALS Bottle#:	25	Worklist Smp#:	62
Injection Vol:	15.0 ul	Dil. Factor:	20.0000		
Method:	PFAC_A4	Limit Group:	LC PFC_DOD ICAL		
Column:		Detector	F2:MRM		

51 Perfluorobutanesulfonic acid, CAS: 375-73-5

Signal: 1

Processing Integration Results

RT: 7.01
Area: 21718
Amount: 0.450387
Amount Units: ng/ml

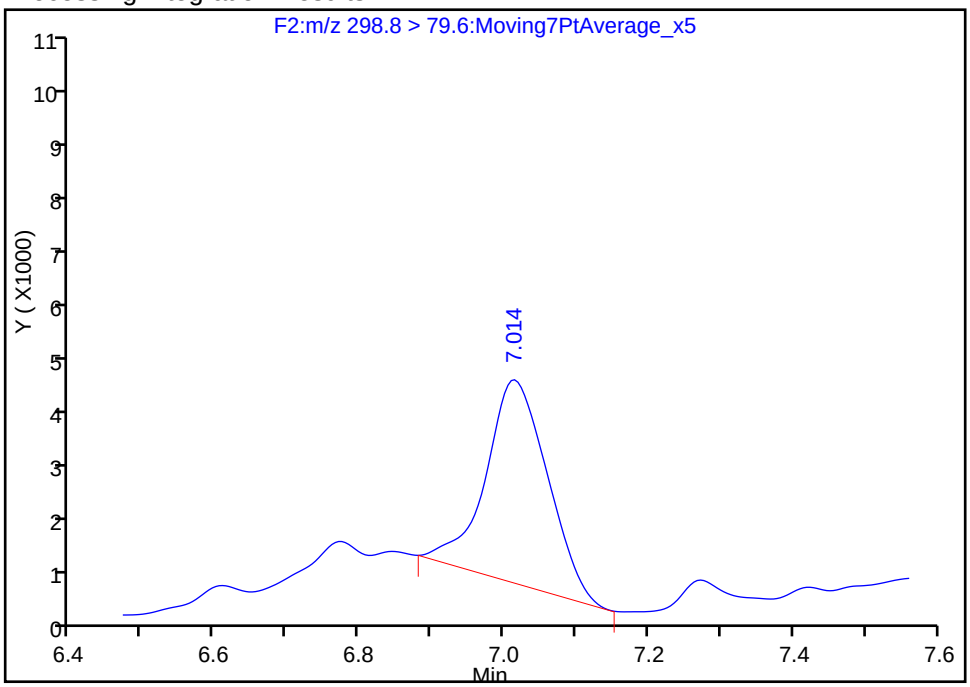

Manual Integration Results

RT: 7.01
Area: 28821
Amount: 0.654564
Amount Units: ng/ml

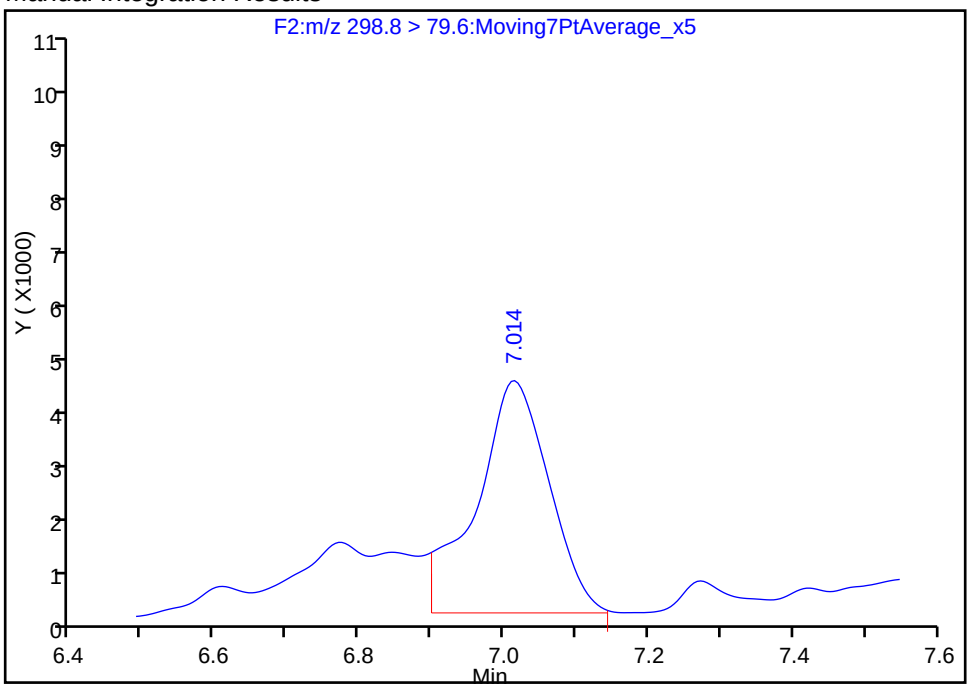

Reviewer: barnettj, 26-May-2016 15:53:20

Audit Action: Manually Integrated Audit Reason: Baseline

Manual Integration/User Assign Peak Report

TestAmerica Sacramento

Data File:	\\ChromNA\Sacramento\ChromData\A4\20160525-31065.b\25MAY2016B4A_062.d				
Injection Date:	26-May-2016 13:07:13	Instrument ID:	A4		
Lims ID:	320-18794-A-2-A	Lab Sample ID:	320-18794-2		
Client ID:	OF-EFF01-0516				
Operator ID:	JRB	ALS Bottle#:	25	Worklist Smp#:	62
Injection Vol:	15.0 ul	Dil. Factor:	20.0000		
Method:	PFAC_A4	Limit Group:	LC PFC_DOD ICAL		
Column:		Detector	F4:MRM		

58 Perfluorohexanesulfonic acid, CAS: 355-46-4

Signal: 1

Processing Integration Results

RT: 9.40
Area: 1560789
Amount: 19.148799
Amount Units: ng/ml

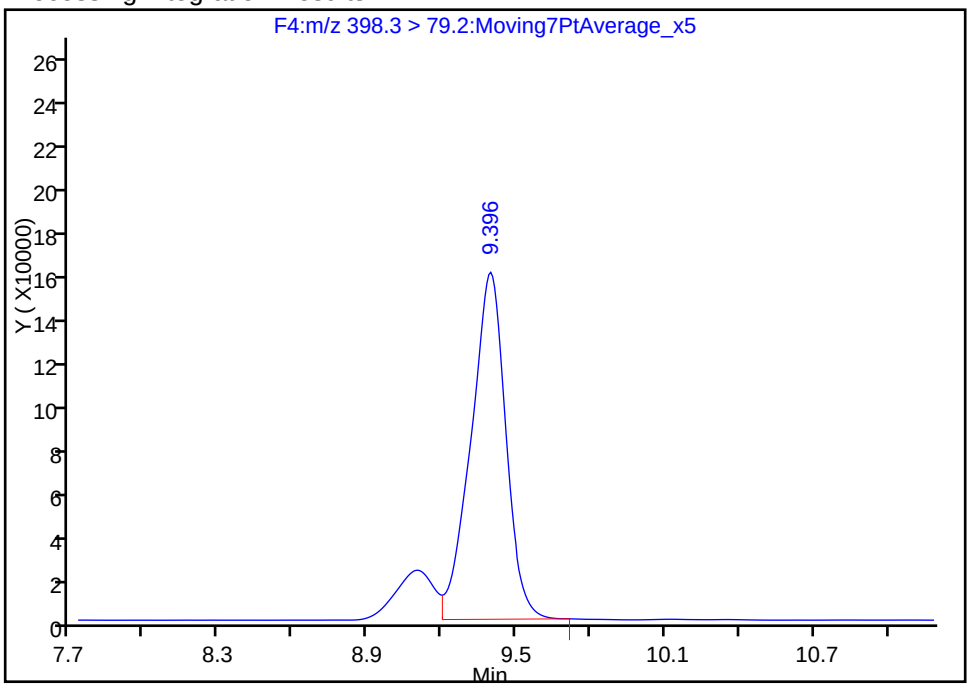

Manual Integration Results

RT: 9.40
Area: 1819007
Amount: 22.316789
Amount Units: ng/ml

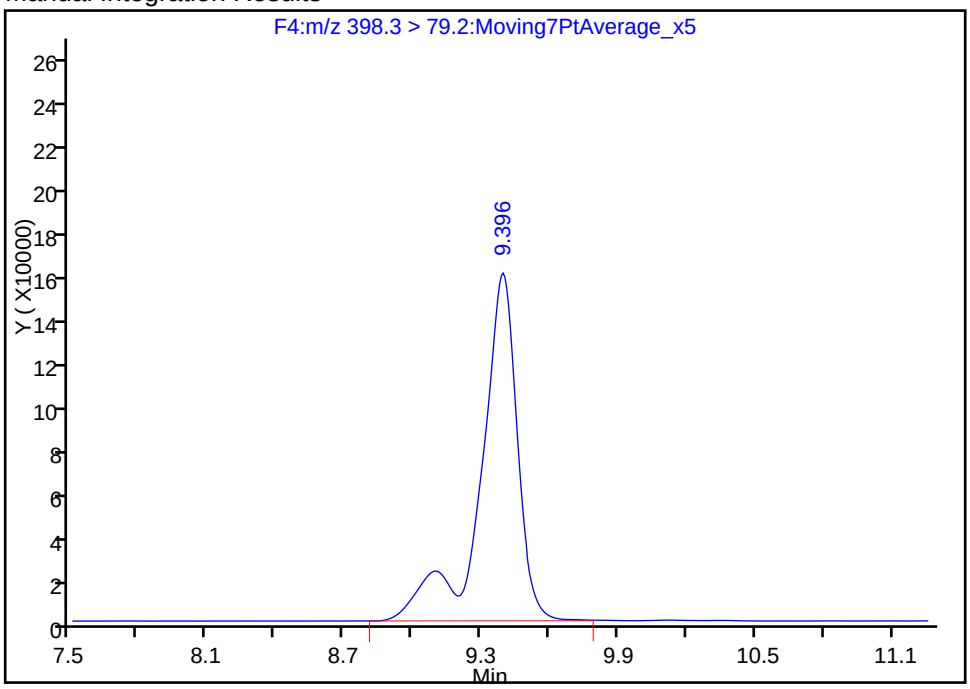

Reviewer: barnettj, 26-May-2016 15:48:14

Audit Action: Assigned Compound ID Audit Reason: Isomers

Manual Integration/User Assign Peak Report

TestAmerica Sacramento

Data File: \\ChromNA\Sacramento\ChromData\A4\20160525-31065.b\25MAY2016B4A_062.d

Injection Date:	26-May-2016 13:07:13	Instrument ID:	A4		
Lims ID:	320-18794-A-2-A	Lab Sample ID:	320-18794-2		
Client ID:	OF-EFF01-0516				
Operator ID:	JRB	ALS Bottle#:	25	Worklist Smp#:	62
Injection Vol:	15.0 ul	Dil. Factor:	20.0000		
Method:	PFAC_A4	Limit Group:	LC PFC_DOD ICAL		
Column:		Detector	F4:MRM		

58 Perfluorohexanesulfonic acid, CAS: 355-46-4

Signal: 1

Processing Integration Results

RT: 9.40
Area: 1560789
Amount: 19.148799
Amount Units: ng/ml

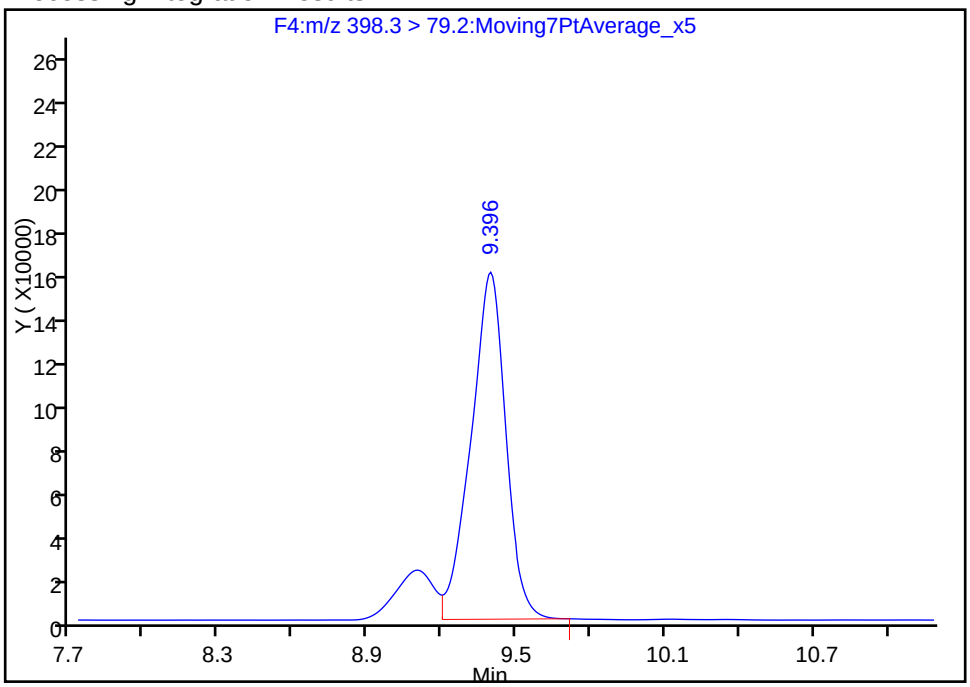

Manual Integration Results

RT: 9.40
Area: 1819007
Amount: 22.316789
Amount Units: ng/ml

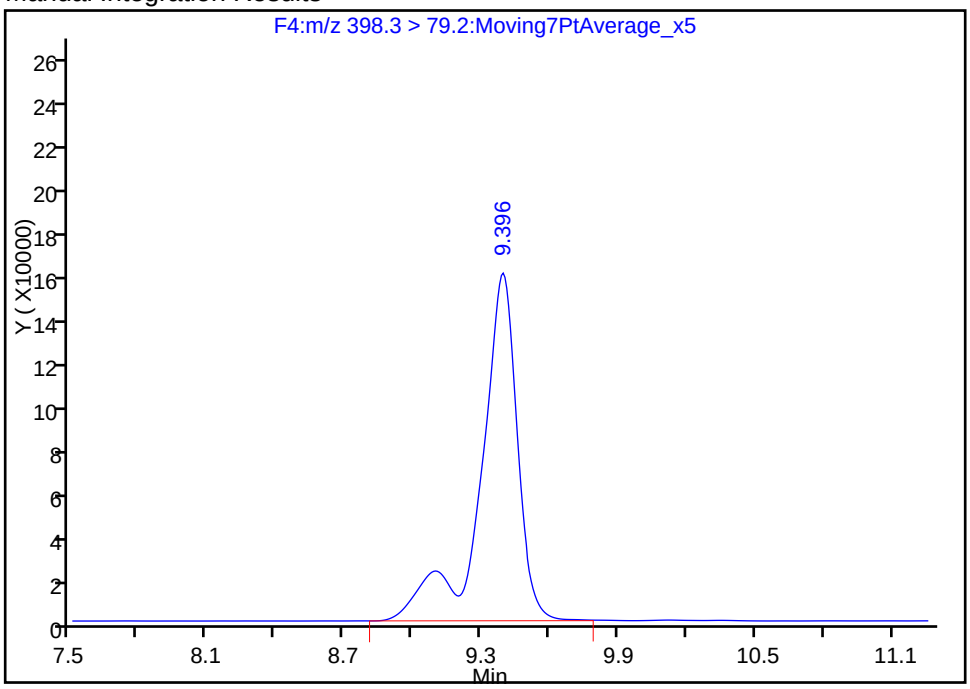

Reviewer: barnettj, 26-May-2016 15:48:14

Audit Action: Manually Integrated Audit Reason: Isomers

Manual Integration/User Assign Peak Report

TestAmerica Sacramento

Data File:	\\ChromNA\Sacramento\ChromData\A4\20160525-31065.b\25MAY2016B4A_062.d				
Injection Date:	26-May-2016 13:07:13	Instrument ID:	A4		
Lims ID:	320-18794-A-2-A	Lab Sample ID:	320-18794-2		
Client ID:	OF-EFF01-0516				
Operator ID:	JRB	ALS Bottle#:	25	Worklist Smp#:	62
Injection Vol:	15.0 ul	Dil. Factor:	20.0000		
Method:	PFAC_A4	Limit Group:	LC PFC_DOD ICAL		
Column:		Detector	F6:MRM		

15 Perfluorooctane sulfonic acid, CAS: 1763-23-1

Signal: 1

Processing Integration Results

RT: 11.44
Area: 2902323
Amount: 20.132936
Amount Units: ng/ml

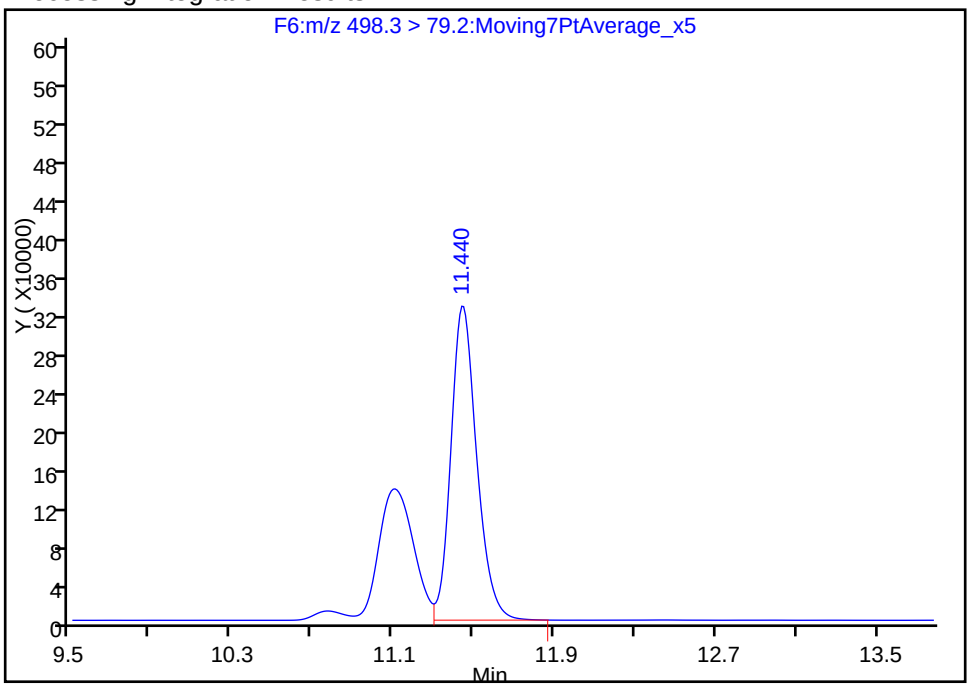

Manual Integration Results

RT: 11.44
Area: 4625696
Amount: 31.695294
Amount Units: ng/ml

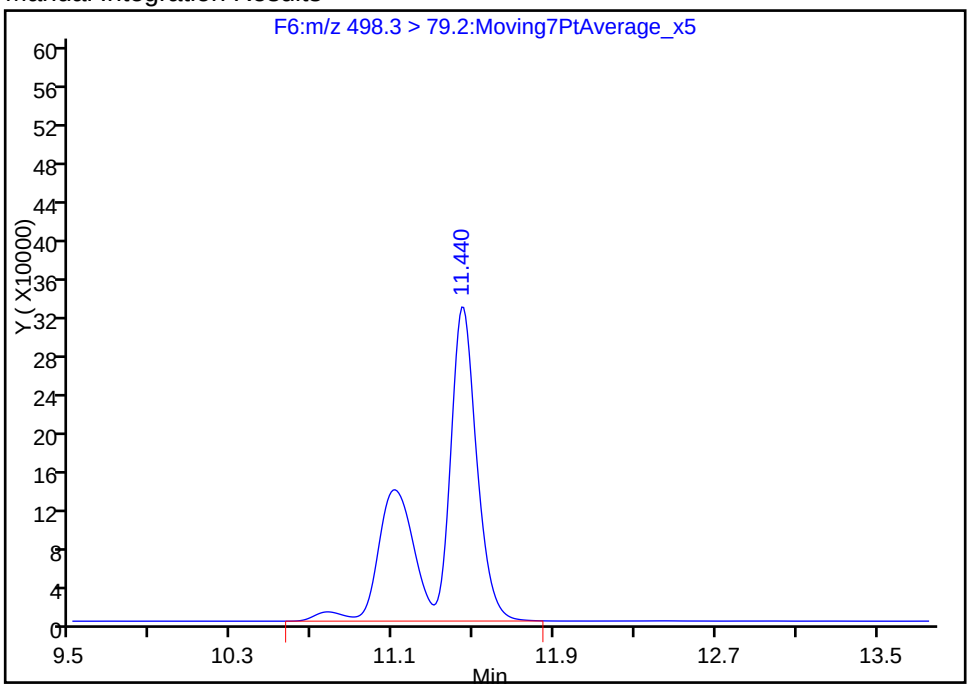

Reviewer: barnettj, 26-May-2016 15:48:14

Audit Action: Manually Integrated Audit Reason: Isomers

Manual Integration/User Assign Peak Report

TestAmerica Sacramento

Data File:	\\ChromNA\Sacramento\ChromData\A4\20160525-31065.b\25MAY2016B4A_062.d				
Injection Date:	26-May-2016 13:07:13	Instrument ID:	A4		
Lims ID:	320-18794-A-2-A	Lab Sample ID:	320-18794-2		
Client ID:	OF-EFF01-0516				
Operator ID:	JRB	ALS Bottle#:	25	Worklist Smp#:	62
Injection Vol:	15.0 ul	Dil. Factor:	20.0000		
Method:	PFAC_A4	Limit Group:	LC PFC_DOD ICAL		
Column:		Detector	F6:MRM		

15 Perfluorooctane sulfonic acid, CAS: 1763-23-1

Signal: 2

Processing Integration Results

RT: 11.44
Area: 1939658
Amount: 20.132936
Amount Units: ng/ml

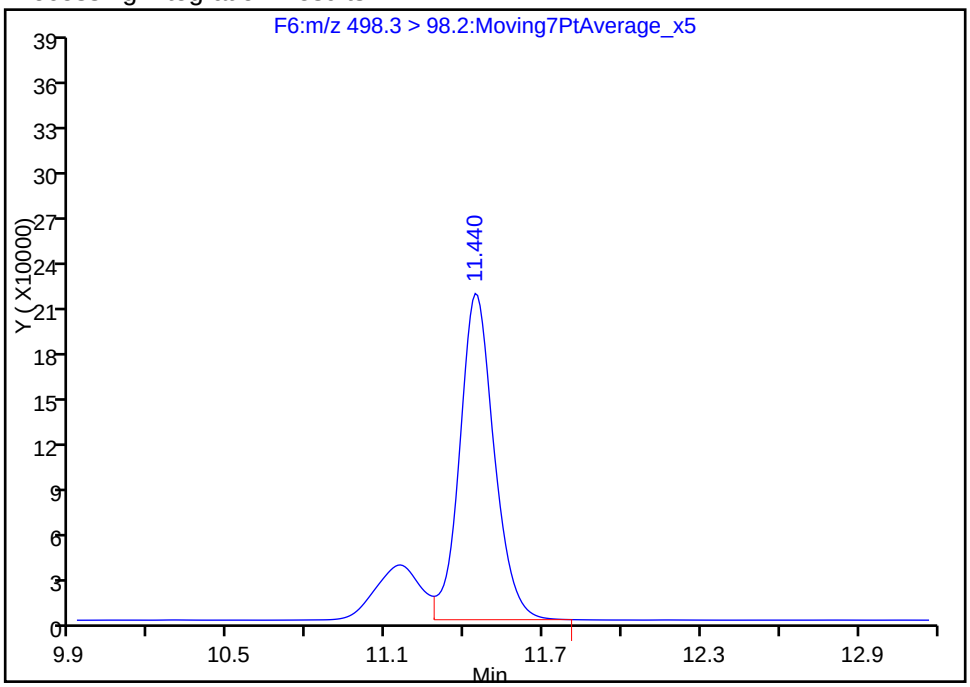

Manual Integration Results

RT: 11.44
Area: 2465947
Amount: 31.695294
Amount Units: ng/ml

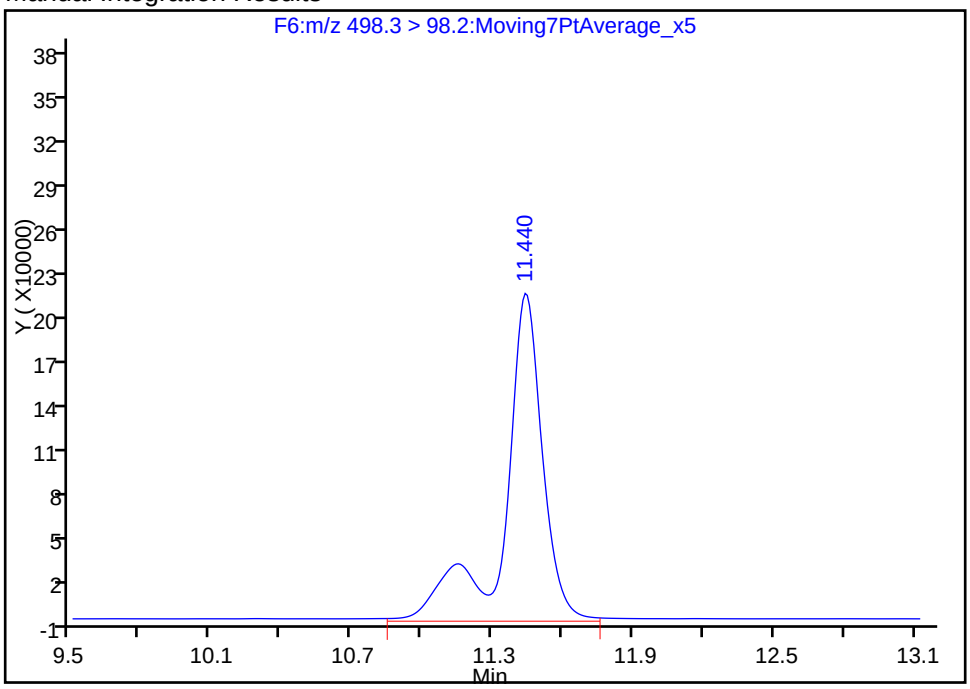

Reviewer: barnettj, 26-May-2016 15:48:14

Audit Action: Manually Integrated Audit Reason: Isomers

FORM I
LCMS ORGANICS ANALYSIS DATA SHEET

Lab Name: TestAmerica Sacramento | Job No.: 320-18794-1

SDG No.:

Client Sample ID: OF-FB78-0516 RA | Lab Sample ID: 320-18794-4 RA

Matrix: Water | Lab File ID: 24MAY2016A6A_046.d

Analysis Method: WS-LC-0025 | Date Collected: 05/09/2016 09:00

Extraction Method: 3535 | Date Extracted: 05/12/2016 10:01

Sample wt/vol: 517.1(mL) | Date Analyzed: 05/25/2016 08:00

Con. Extract Vol.: 1.0(mL) | Dilution Factor: 1

Injection Volume: 15(uL) | GC Column: Acquity ID: 2.1(mm)

% Moisture: | GPC Cleanup:(Y/N) N

Analysis Batch No.: 111182 | Units: ug/L

CAS NO.	COMPOUND NAME	RESULT	Q	LOQ	LOD	DL
1763-23-1	Perfluorooctanesulfonic acid (PFOS)	0.011	M	0.0039	0.0029	0.0012

CAS NO.	ISOTOPE DILUTION	%REC	Q	LIMITS
STL00991	13C4 PFOS	124		25-150

TestAmerica Sacramento
Target Compound Quantitation Report

Data File: \\ChromNA\Sacramento\ChromData\A6\20160524-31021.b\24MAY2016A6A_046.d
Lims ID: 320-18794-A-4-A
Client ID: OF-FB78-0516
Sample Type: Client
Inject. Date: 25-May-2016 08:00:34 ALS Bottle#: 26 Worklist Smp#: 46
Injection Vol: 15.0 ul Dil. Factor: 1.0000
Sample Info: 320-18794-A-4-A
Misc. Info.: Acquity BEH 1.7um, 3X150mm T=50*C
Operator ID: JRB Instrument ID: A6

Method: \\ChromNA\Sacramento\ChromData\A6\20160524-31021.b\PFAC_A6.m
Limit Group: LC PFC_DOD ICAL
Last Update: 26-May-2016 16:14:19 Calib Date: 24-May-2016 19:14:42
Integrator: Picker
Quant Method: Isotopic Dilution Quant By: Initial Calibration
Last ICal File: \\ChromNA\Sacramento\ChromData\A6\20160524-31021.b\24MAY2016A6A_010.d

Column 1 : Acquity BEH C18 (2.10 mm) Det: F1:MRM
Process Host: XAWRK003

First Level Reviewer: barnettj Date: 26-May-2016 16:11:37

Signal	RT	EXP RT	DLT RT	REL RT	Response	Amount ng/ml	Ratio(Limits)	%Rec	S/N	Flags
40 Perfluorobutanesulfonic acid										
298.9 > 80.0	7.061	7.074	-0.013	1.000	2994	0.3881				
D 8 13C4-PFHpA										
367.0 > 322.0	9.440	9.459	-0.019		194185	53.8		108	17584	
D 11 18O2 PFHxS										
403.0 > 84.0	9.475	9.494	-0.019		307651	55.7		118	17965	
41 Perfluorohexanesulfonic acid										M
399.0 > 80.0	9.481	9.495	-0.014	1.000	22274	3.60				M
13 Perfluorooctanoic acid										
413.0 > 369.0	10.559	10.573	-0.014	1.000	52525	11.2			62.9	
413.0 > 169.0	10.559	10.573	-0.014	1.000	18926		2.78(0.00-0.00)		38.3	
D 12 13C4 PFOA										
417.0 > 372.0	10.559	10.577	-0.018		221060	60.9		122	14683	
15 Perfluorooctane sulfonic acid										M
499.0 > 80.0	11.502	11.524	-0.022	1.000	65413	5.69			3532	M
499.0 > 99.0	11.502	11.524	-0.022	1.000	22114		2.96(0.00-0.00)		1624	M
D 16 13C4 PFOS										
503.0 > 80.0	11.502	11.524	-0.022		589582	59.3		124	44734	
D 17 13C5 PFNA										
468.0 > 423.0	11.520	11.551	-0.031		221634	64.4		129	16412	

QC Flag Legend

Review Flags
M - Manually Integrated

Report Date: 26-May-2016 16:16:06 Chrom Revision: 2.2 20-Apr-2016 13:59:46

TestAmerica Sacramento

Data File: \\ChromNA\Sacramento\ChromData\A6\20160524-31021.b\24MAY2016A6A_046.d

Injection Date: 25-May-2016 08:00:34 Instrument ID: A6

Lims ID: 320-18794-A-4-A Lab Sample ID: 320-18794-4

Client ID: OF-FB78-0516

Operator ID: JRB ALS Bottle#: 26 Worklist Smp#: 46

Injection Vol: 15.0 ul Dil. Factor: 1.0000

Method: PFAC_A6 Limit Group: LC PFC_DOD ICAL

40 Perfluorobutanesulfonic acid

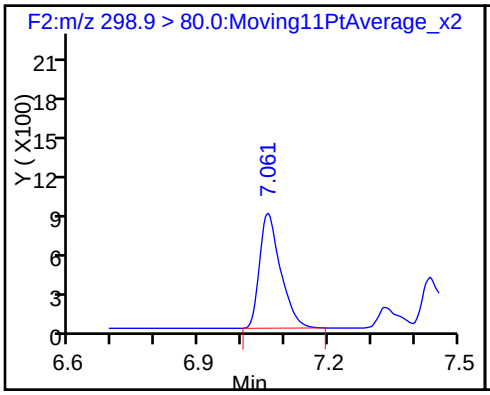

D 8 13C4-PFHpA

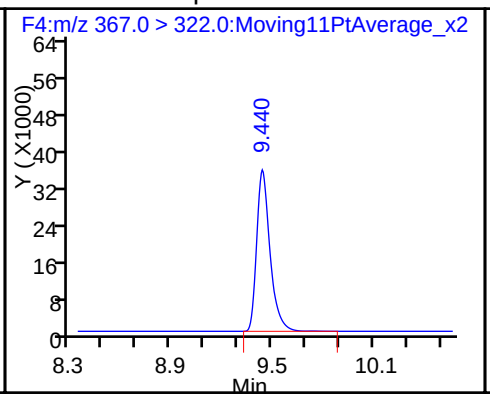

9 Perfluoroheptanoic acid (ND)

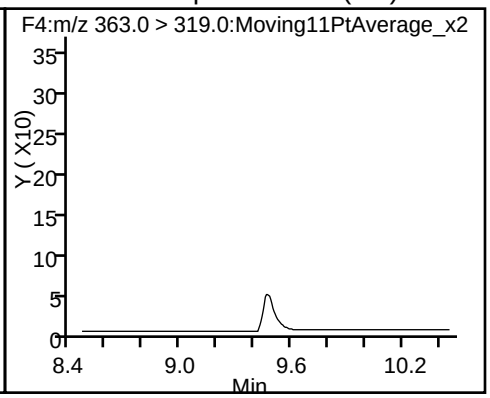

D 11 18O2 PFHxS

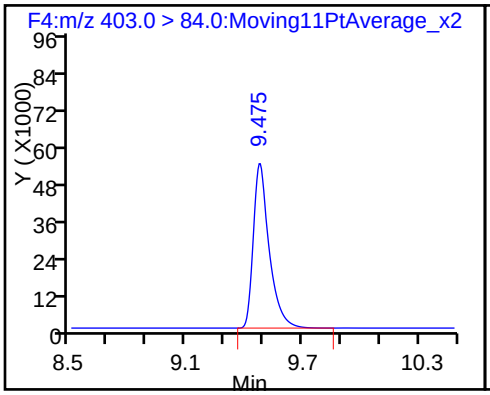

41 Perfluorohexanesulfonic acid (M)

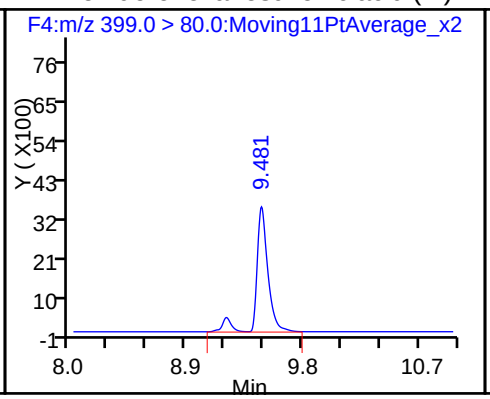

13 Perfluorooctanoic acid

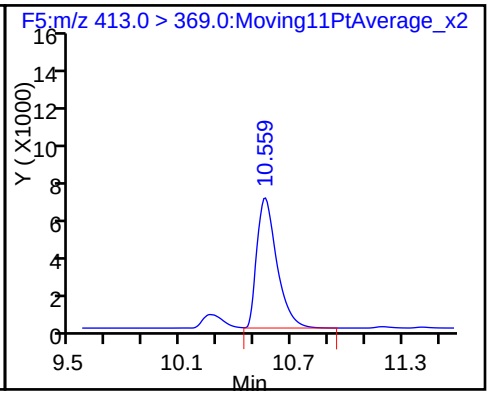

13 Perfluorooctanoic acid

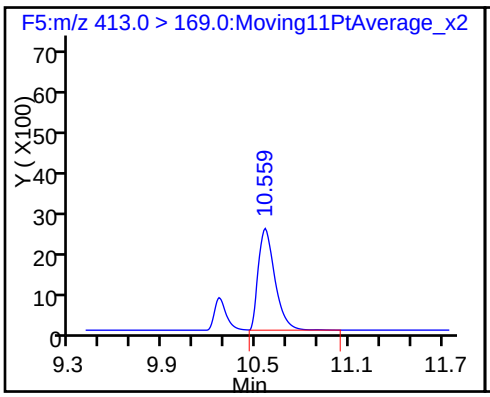

D 12 13C4 PFOA

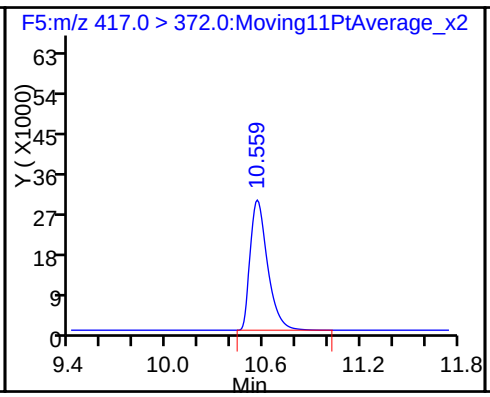

15 Perfluorooctane sulfonic acid (M)

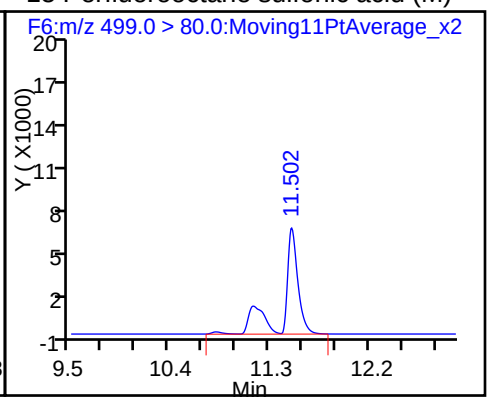

15 Perfluorooctane sulfonic acid (M)

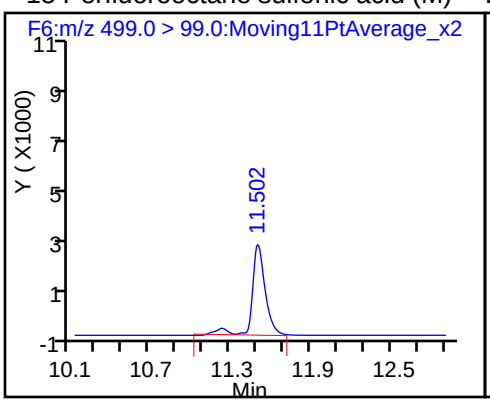

D 16 13C4 PFOS

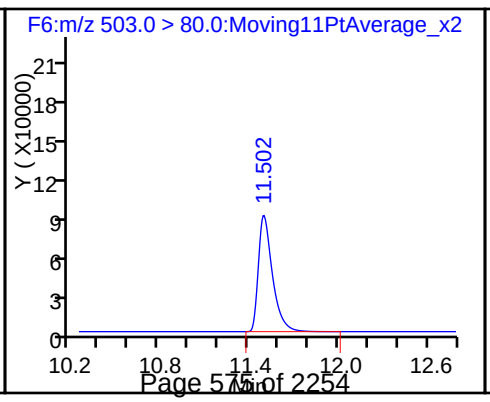

18 Perfluorononanoic acid (ND)

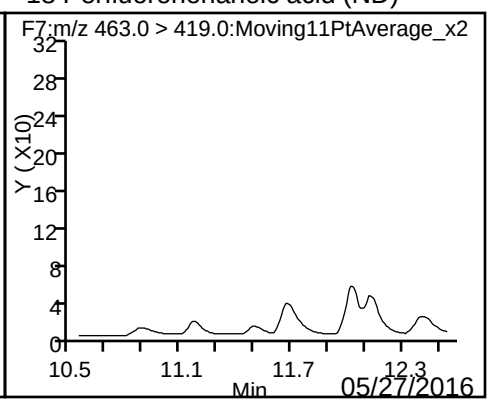

D 17 13C5 PFNA

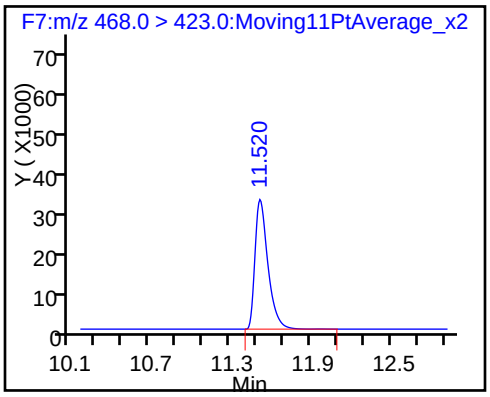

Manual Integration/User Assign Peak Report

TestAmerica Sacramento

Data File:	\\ChromNA\Sacramento\ChromData\A6\20160524-31021.b\24MAY2016A6A_046.d				
Injection Date:	25-May-2016 08:00:34	Instrument ID:	A6		
Lims ID:	320-18794-A-4-A	Lab Sample ID:	320-18794-4		
Client ID:	OF-FB78-0516				
Operator ID:	JRB	ALS Bottle#:	26	Worklist Smp#:	46
Injection Vol:	15.0 ul	Dil. Factor:	1.0000		
Method:	PFAC_A6	Limit Group:	LC PFC_DOD ICAL		
Column:	Acquity BEH C18 (2.10 mm)	Detector	F6:MRM		

15 Perfluorooctane sulfonic acid, CAS: 1763-23-1

Signal: 1

Processing Integration Results

RT: 11.50
Area: 44951
Amount: 3.912782
Amount Units: ng/ml

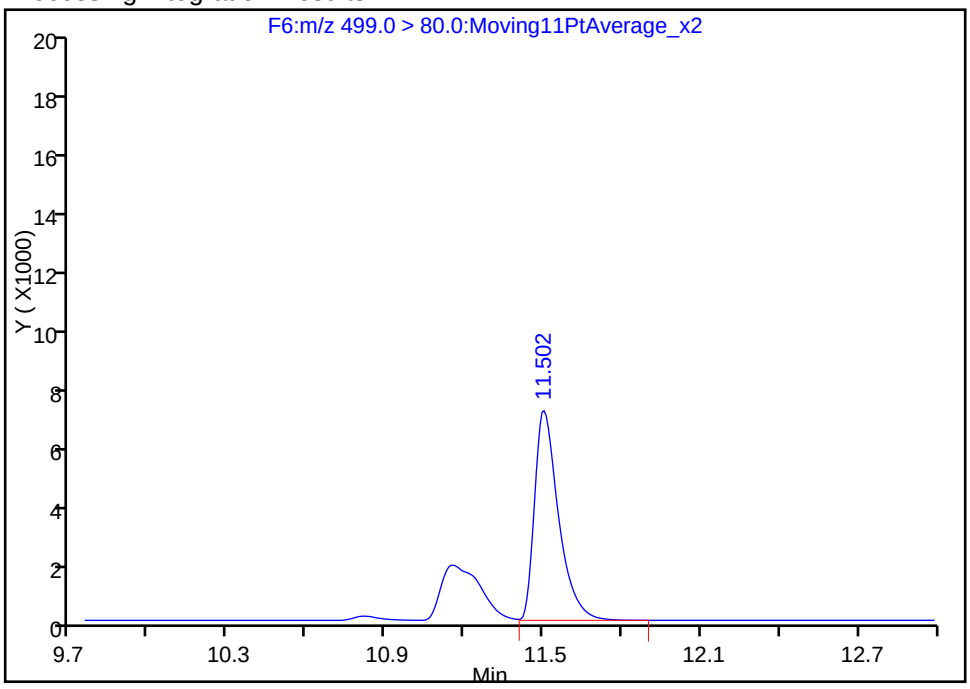

Manual Integration Results

RT: 11.50
Area: 65413
Amount: 5.693907
Amount Units: ng/ml

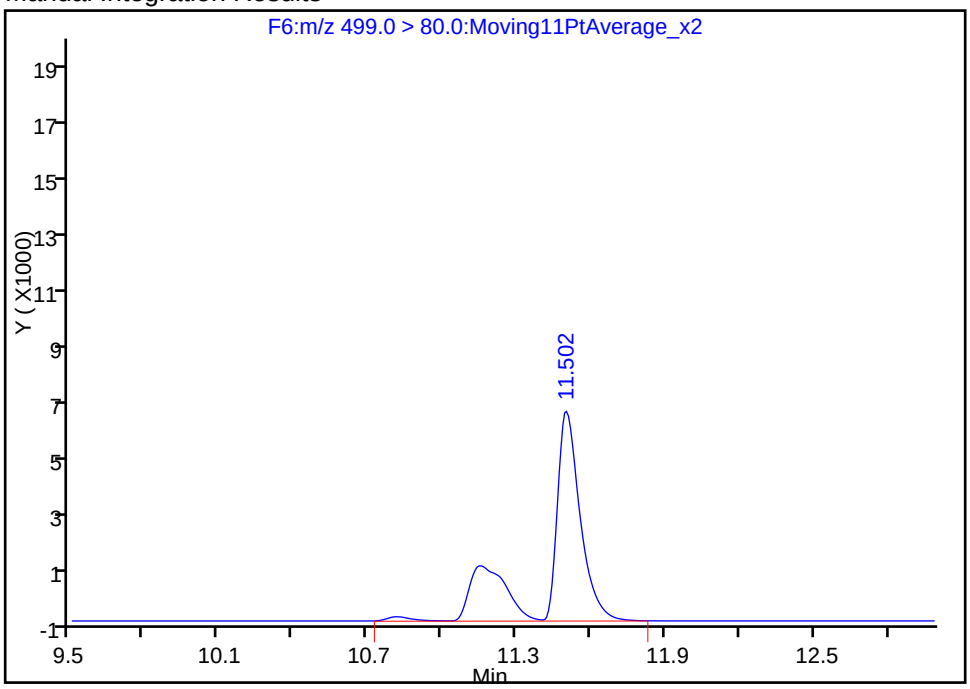

Reviewer: barnettj, 26-May-2016 16:11:37

Audit Action: Manually Integrated Audit Reason: Isomers

Manual Integration/User Assign Peak Report

TestAmerica Sacramento

Data File: \\ChromNA\Sacramento\ChromData\A6\20160524-31021.b\24MAY2016A6A_046.d

Injection Date:	25-May-2016 08:00:34	Instrument ID:	A6		
Lims ID:	320-18794-A-4-A	Lab Sample ID:	320-18794-4		
Client ID:	OF-FB78-0516				
Operator ID:	JRB	ALS Bottle#:	26	Worklist Smp#:	46
Injection Vol:	15.0 ul	Dil. Factor:	1.0000		
Method:	PFAC_A6	Limit Group:	LC PFC_DOD ICAL		
Column:	Acquity BEH C18 (2.10 mm)	Detector	F6:MRM		

15 Perfluorooctane sulfonic acid, CAS: 1763-23-1

Signal: 2

Processing Integration Results

RT: 11.50
Area: 20393
Amount: 3.912782
Amount Units: ng/ml

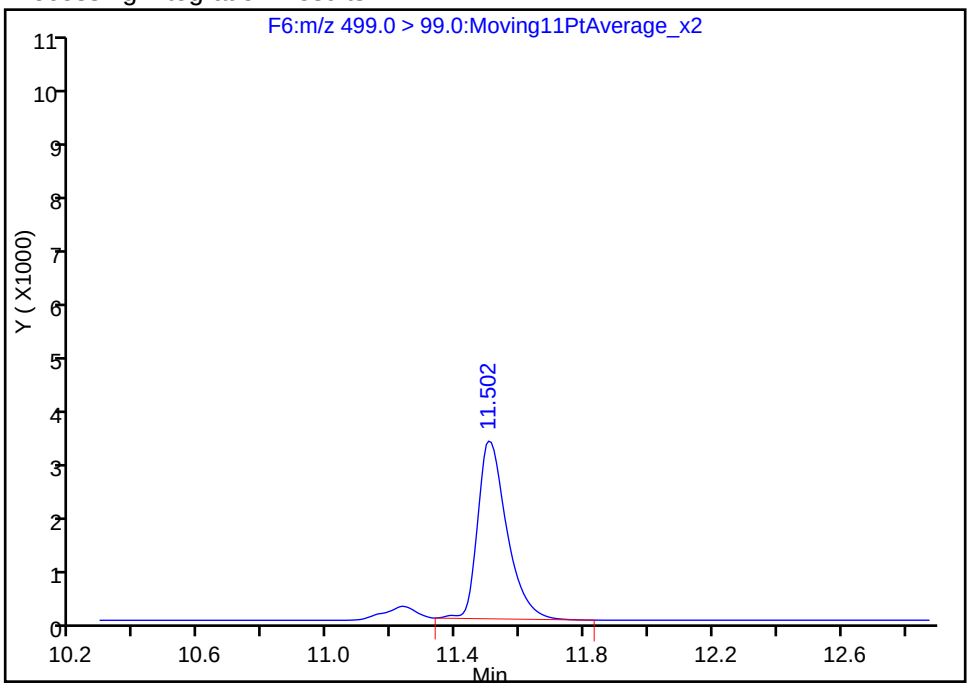

Manual Integration Results

RT: 11.50
Area: 22114
Amount: 5.693907
Amount Units: ng/ml

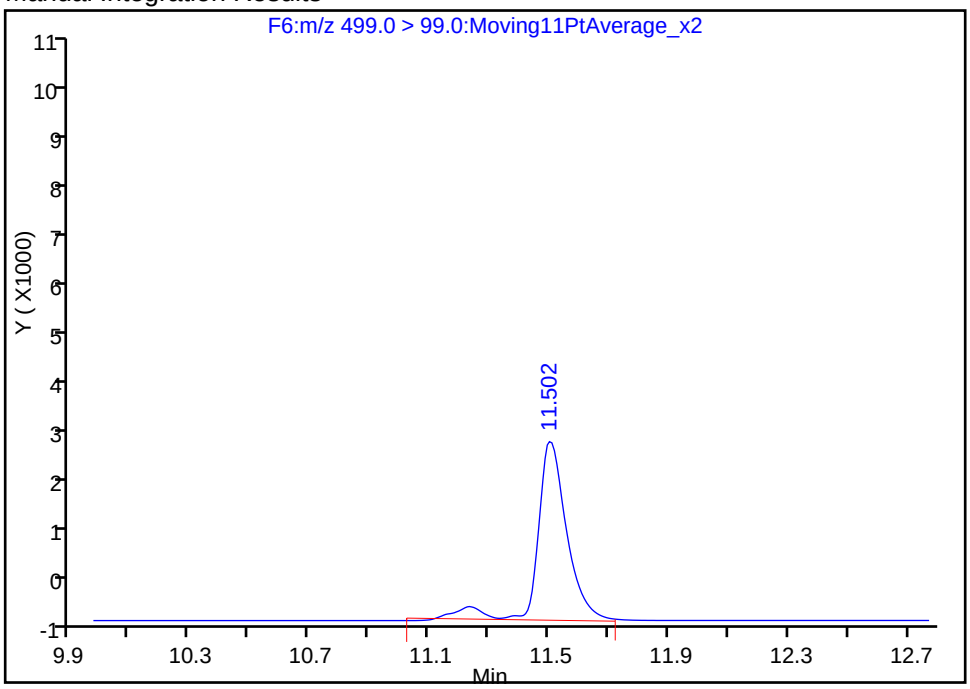

Reviewer: barnettj, 26-May-2016 16:11:37

Audit Action: Manually Integrated Audit Reason: Isomers

FORM I
LCMS ORGANICS ANALYSIS DATA SHEET

Lab Name: TestAmerica Sacramento | Job No.: 320-18794-1

SDG No.:

Client Sample ID: OF-FB78-0516 | Lab Sample ID: 320-18794-4

Matrix: Water | Lab File ID: 25MAY2016B4A_046.d

Analysis Method: WS-LC-0025 | Date Collected: 05/09/2016 09:00

Extraction Method: 3535 | Date Extracted: 05/12/2016 10:01

Sample wt/vol: 517.1(mL) | Date Analyzed: 05/26/2016 07:22

Con. Extract Vol.: 1.0(mL) | Dilution Factor: 1

Injection Volume: 15(uL) | GC Column: Acquity ID: 2.1(mm)

% Moisture: | GPC Cleanup:(Y/N) N

Analysis Batch No.: 111390 | Units: ug/L

CAS NO.	COMPOUND NAME	RESULT	Q	LOQ	LOD	DL
375-85-9	Perfluoroheptanoic acid (PFHpA)	0.0019	U	0.0024	0.0019	0.00078
335-67-1	Perfluorooctanoic acid (PFOA)	0.0040	M	0.0024	0.0019	0.00072
375-95-1	Perfluorononanoic acid (PFNA)	0.0019	U	0.0024	0.0019	0.00063
375-73-5	Perfluorobutanesulfonic acid (PFBS)	0.0019	U	0.0024	0.0019	0.00089
355-46-4	Perfluorohexanesulfonic acid (PFHxS)	0.0016	J M	0.0024	0.0019	0.00084

CAS NO.	ISOTOPE DILUTION	%REC	Q	LIMITS
STL00994	18O2 PFHxS	122		25-150
STL00995	13C5 PFNA	133		25-150
STL00990	13C4 PFOA	141		25-150
STL01892	13C4-PFHpA	131		25-150

TestAmerica Sacramento
Target Compound Quantitation Report

Data File: \\ChromNA\Sacramento\ChromData\A4\20160525-31065.b\25MAY2016B4A_046.d
Lims ID: 320-18794-A-4-A
Client ID: OF-FB78-0516
Sample Type: Client
Inject. Date: 26-May-2016 07:22:56 ALS Bottle#: 26 Worklist Smp#: 46
Injection Vol: 15.0 ul Dil. Factor: 1.0000
Sample Info: 320-18794-a-4-a
Misc. Info.: Acquity BEH C18,1.7u, 3X150mm,T=35C
Operator ID: JRB Instrument ID: A4

Method: \\ChromNA\Sacramento\ChromData\A4\20160525-31065.b\PFAC_A4.m
Limit Group: LC PFC_DOD ICAL
Last Update: 26-May-2016 15:59:04 Calib Date: 25-May-2016 19:01:43
Integrator: Picker
Quant Method: Isotopic Dilution Quant By: Initial Calibration
Last ICal File: \\ChromNA\Sacramento\ChromData\A4\20160525-31065.b\25MAY2016B4A_011.d

Column 1 : Det: F1:MRM
Process Host: XAWRK003

First Level Reviewer: barnettj Date: 26-May-2016 15:54:58

Signal	RT	EXP RT	DLT RT	REL RT	Response	Amount ng/ml	Ratio(Limits)	%Rec	S/N	Flags
51 Perfluorobutanesulfonic acid										
298.8 > 79.6	7.028	7.024	0.004	1.000	2001	-0.0981				
D 8 13C4-PFHpA										
366.6 > 321.6	9.380	9.387	-0.007		5591832	65.4		131	10364	
9 Perfluoroheptanoic acid										
362.8 > 318.7	9.372	9.388	-0.016	1.000	5876	-0.3025			14.9	
58 Perfluorohexanesulfonic acid										M
398.3 > 79.2	9.412	9.421	-0.009	1.000	49618	0.8022				M
D 11 18O2 PFHxS										
402.5 > 83.6	9.412	9.422	-0.010		1712175	57.7		122	3520	
D 12 13C4 PFOA										
416.5 > 371.6	10.492	10.503	-0.011		6289204	70.6		141	10349	
13 Perfluorooctanoic acid										M
412.8 > 368.8	10.492	10.504	-0.012	1.000	122717	2.09			248	M
412.8 > 168.7	10.500	10.504	-0.004	1.001	36682		3.35(0.00-0.00)		135	M
D 16 13C4 PFOS										
502.4 > 79.7	11.459	11.465	-0.006		171793	25.5		53.3	631	
15 Perfluorooctane sulfonic acid										M
498.3 > 79.2	11.459	11.466	-0.007	1.000	137247	3.39			361	M
498.3 > 98.2	11.459	11.466	-0.007	1.000	61502		2.23(0.00-0.00)		151	M
D 17 13C5 PFNA										
467.5 > 422.6	11.479	11.484	-0.005		5207321	66.4		133	8027	

QC Flag Legend

Review Flags

M - Manually Integrated

Report Date: 26-May-2016 15:59:33 Chrom Revision: 2.2 20-Apr-2016 13:59:46

TestAmerica Sacramento

Data File: \\ChromNA\Sacramento\ChromData\A4\20160525-31065.b\25MAY2016B4A_046.d

Injection Date: 26-May-2016 07:22:56 Instrument ID: A4

Lims ID: 320-18794-A-4-A Lab Sample ID: 320-18794-4

Client ID: OF-FB78-0516

Operator ID: JRB ALS Bottle#: 26 Worklist Smp#: 46

Injection Vol: 15.0 ul Dil. Factor: 1.0000

Method: PFAC_A4 Limit Group: LC PFC_DOD ICAL

51 Perfluorobutanesulfonic acid

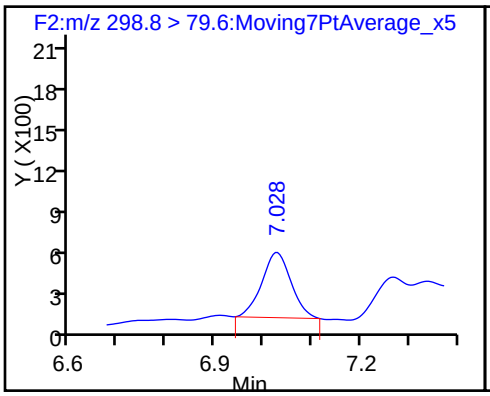

D 8 13C4-PFHpA

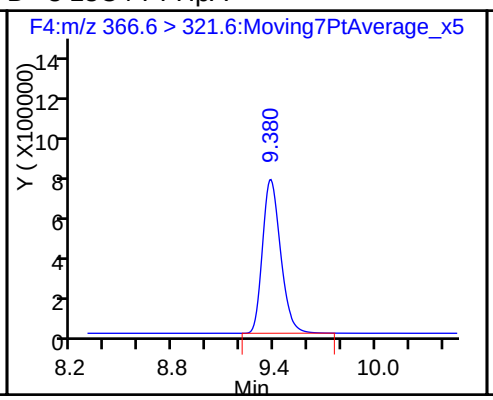

9 Perfluoroheptanoic acid

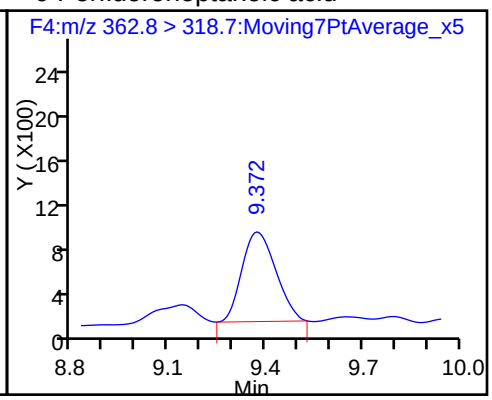

58 Perfluorohexanesulfonic acid (M)

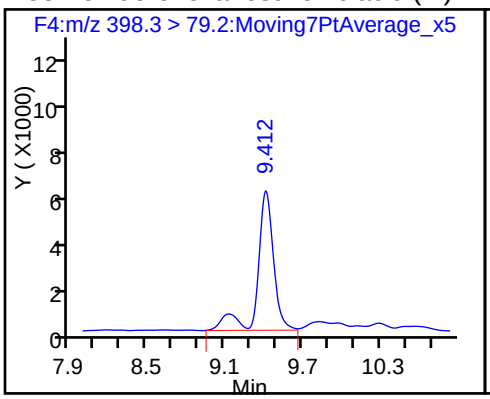

D 11 18O2 PFHxS

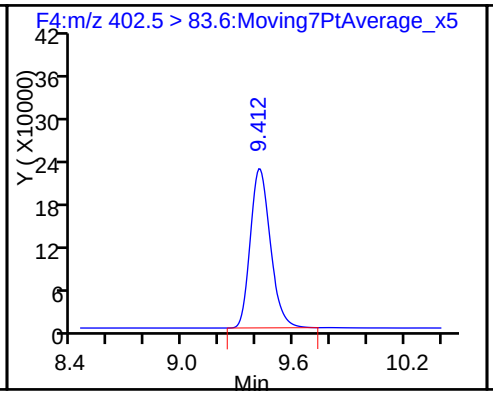

D 12 13C4 PFOA

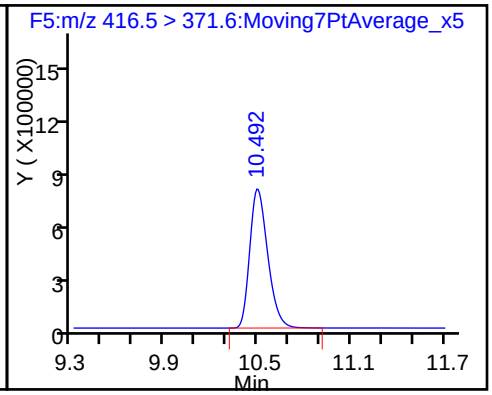

13 Perfluorooctanoic acid (M)

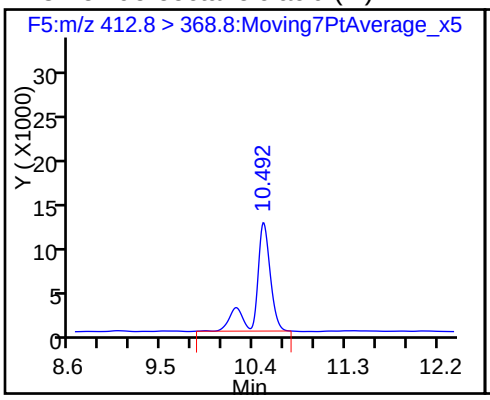

13 Perfluorooctanoic acid (M)

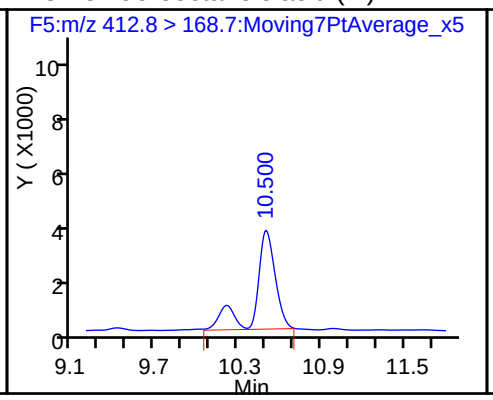

D 16 13C4 PFOS

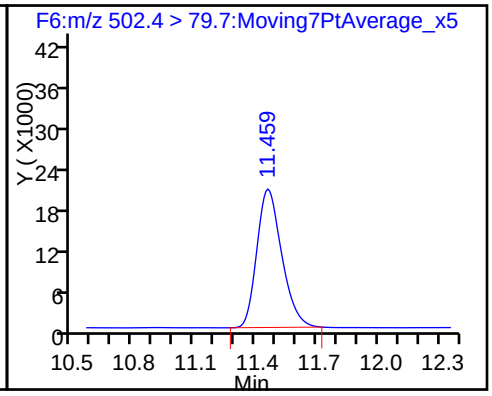

15 Perfluorooctane sulfonic acid (M)

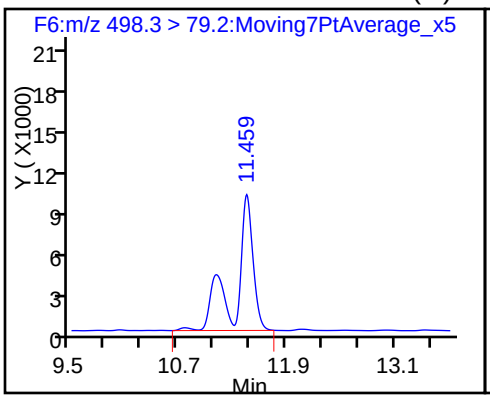

15 Perfluorooctane sulfonic acid (M)

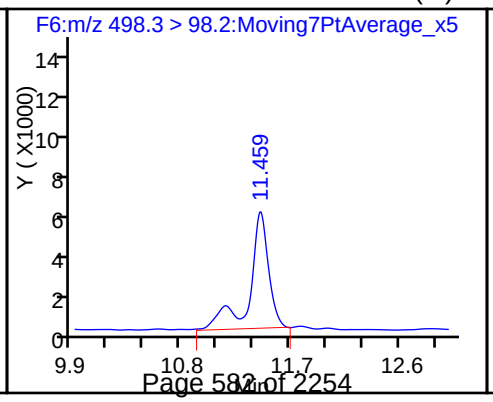

D 17 13C5 PFNA

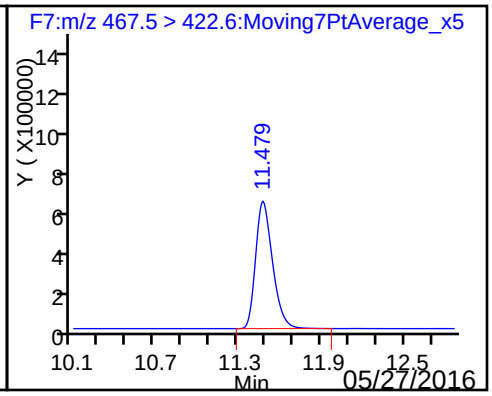

18 Perfluorononanoic acid (ND)

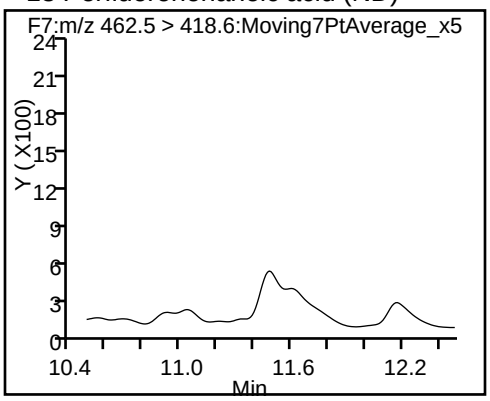

Manual Integration/User Assign Peak Report

TestAmerica Sacramento

Data File:	\\ChromNA\Sacramento\ChromData\A4\20160525-31065.b\25MAY2016B4A_046.d				
Injection Date:	26-May-2016 07:22:56	Instrument ID:	A4		
Lims ID:	320-18794-A-4-A	Lab Sample ID:	320-18794-4		
Client ID:	OF-FB78-0516				
Operator ID:	JRB	ALS Bottle#:	26	Worklist Smp#:	46
Injection Vol:	15.0 ul	Dil. Factor:	1.0000		
Method:	PFAC_A4	Limit Group:	LC PFC_DOD ICAL		
Column:		Detector	F5:MRM		

13 Perfluorooctanoic acid, CAS: 335-67-1

Signal: 1

Processing Integration Results

RT: 10.49
Area: 97894
Amount: 1.649904
Amount Units: ng/ml

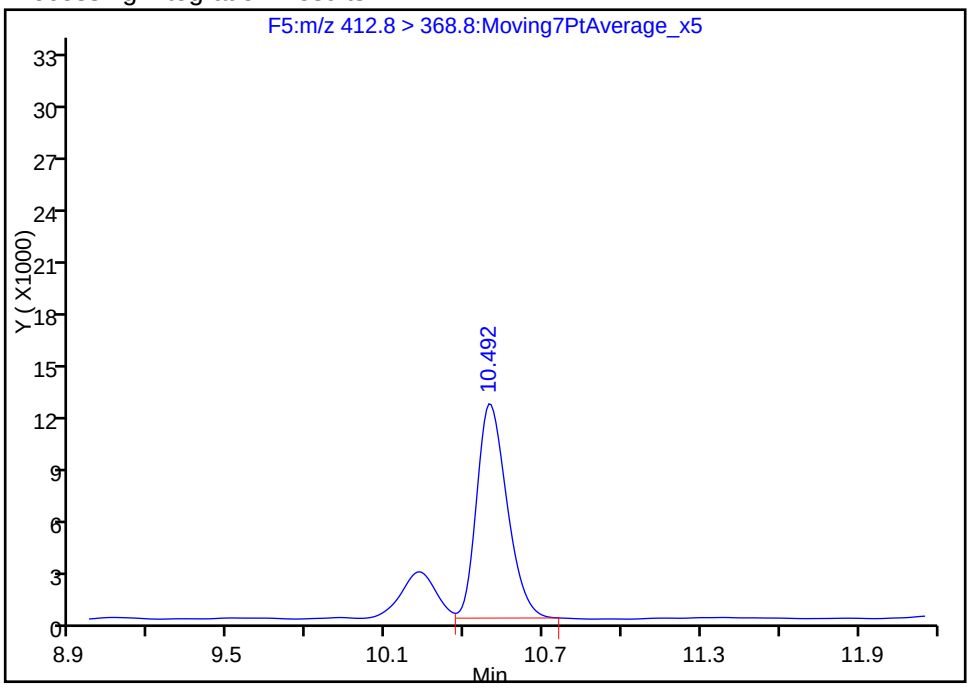

Manual Integration Results

RT: 10.49
Area: 122717
Amount: 2.086302
Amount Units: ng/ml

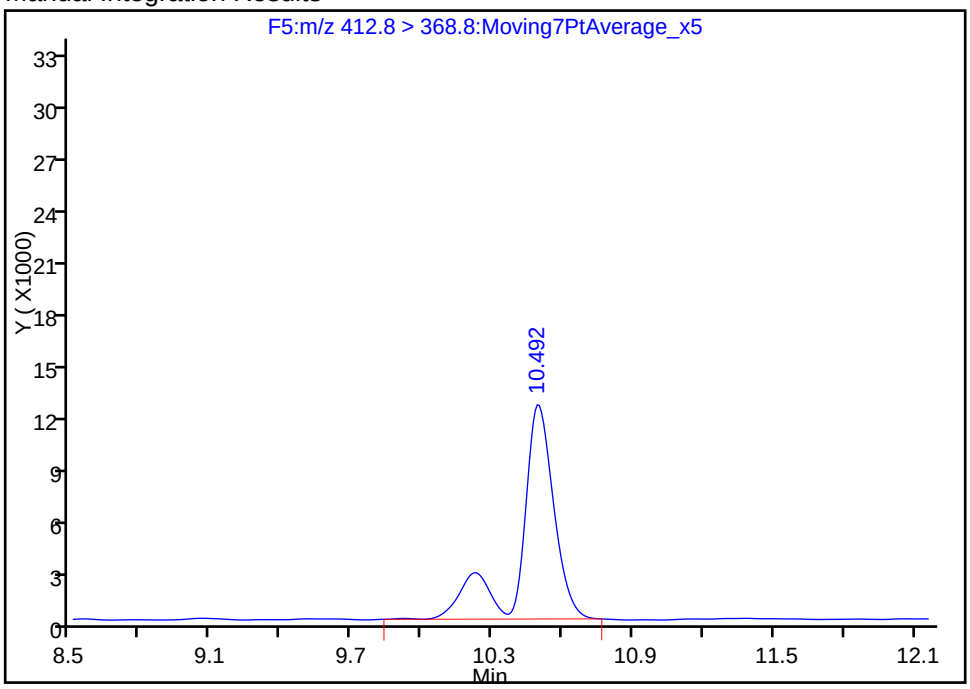

Reviewer: barnettj, 26-May-2016 15:54:58

Audit Action: Manually Integrated Audit Reason: Isomers

Manual Integration/User Assign Peak Report

TestAmerica Sacramento

Data File: \\ChromNA\Sacramento\ChromData\A4\20160525-31065.b\25MAY2016B4A_046.d

Injection Date:	26-May-2016 07:22:56	Instrument ID:	A4		
Lims ID:	320-18794-A-4-A	Lab Sample ID:	320-18794-4		
Client ID:	OF-FB78-0516				
Operator ID:	JRB	ALS Bottle#:	26	Worklist Smp#:	46
Injection Vol:	15.0 ul	Dil. Factor:	1.0000		
Method:	PFAC_A4	Limit Group:	LC PFC_DOD ICAL		
Column:		Detector	F5:MRM		

13 Perfluorooctanoic acid, CAS: 335-67-1

Signal: 2

Processing Integration Results

RT: 10.50
Area: 29244
Amount: 1.649904
Amount Units: ng/ml

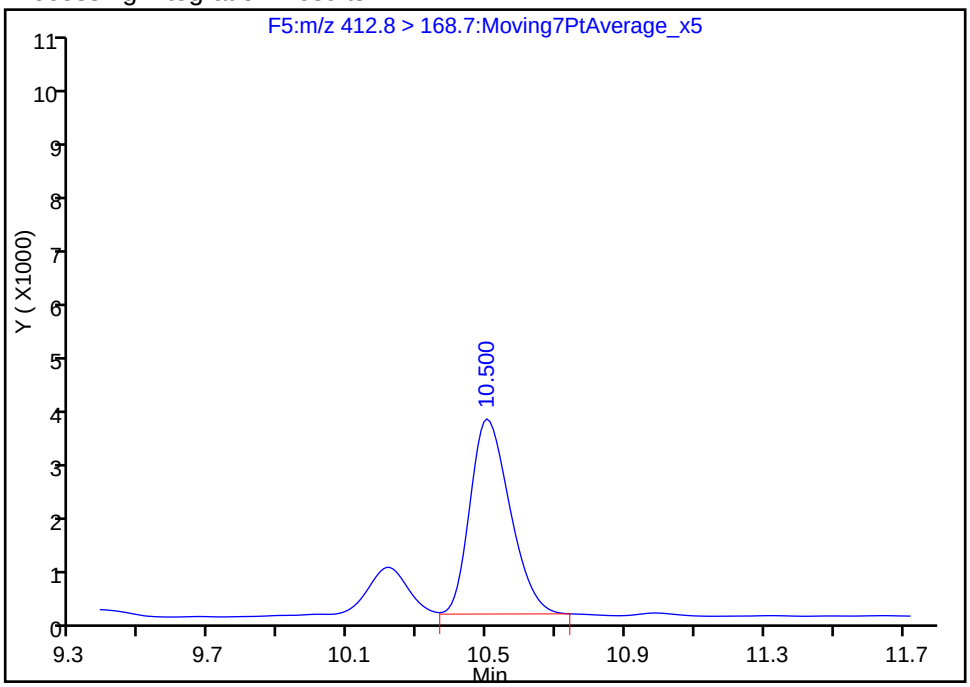

Manual Integration Results

RT: 10.50
Area: 36682
Amount: 2.086302
Amount Units: ng/ml

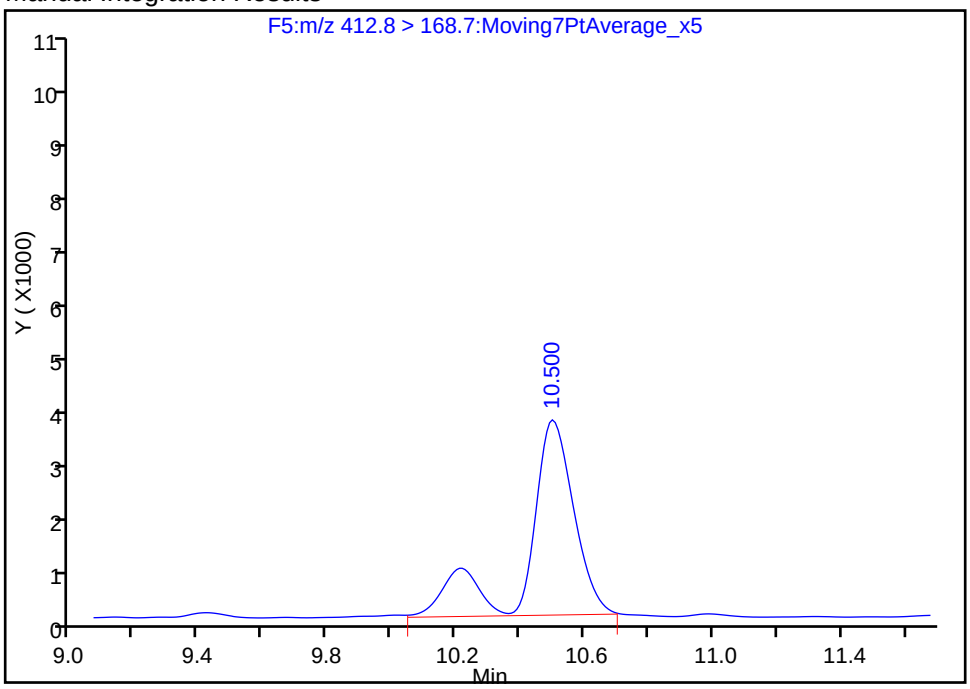

Reviewer: barnettj, 26-May-2016 15:54:58

Audit Action: Manually Integrated Audit Reason: Isomers

Manual Integration/User Assign Peak Report

TestAmerica Sacramento

Data File:	\\ChromNA\Sacramento\ChromData\A4\20160525-31065.b\25MAY2016B4A_046.d				
Injection Date:	26-May-2016 07:22:56	Instrument ID:	A4		
Lims ID:	320-18794-A-4-A	Lab Sample ID:	320-18794-4		
Client ID:	OF-FB78-0516				
Operator ID:	JRB	ALS Bottle#:	26	Worklist Smp#:	46
Injection Vol:	15.0 ul	Dil. Factor:	1.0000		
Method:	PFAC_A4	Limit Group:	LC PFC_DOD ICAL		
Column:		Detector	F4:MRM		

58 Perfluorohexanesulfonic acid, CAS: 355-46-4

Signal: 1

Processing Integration Results

RT: 9.41
Area: 41866
Amount: 0.676861
Amount Units: ng/ml

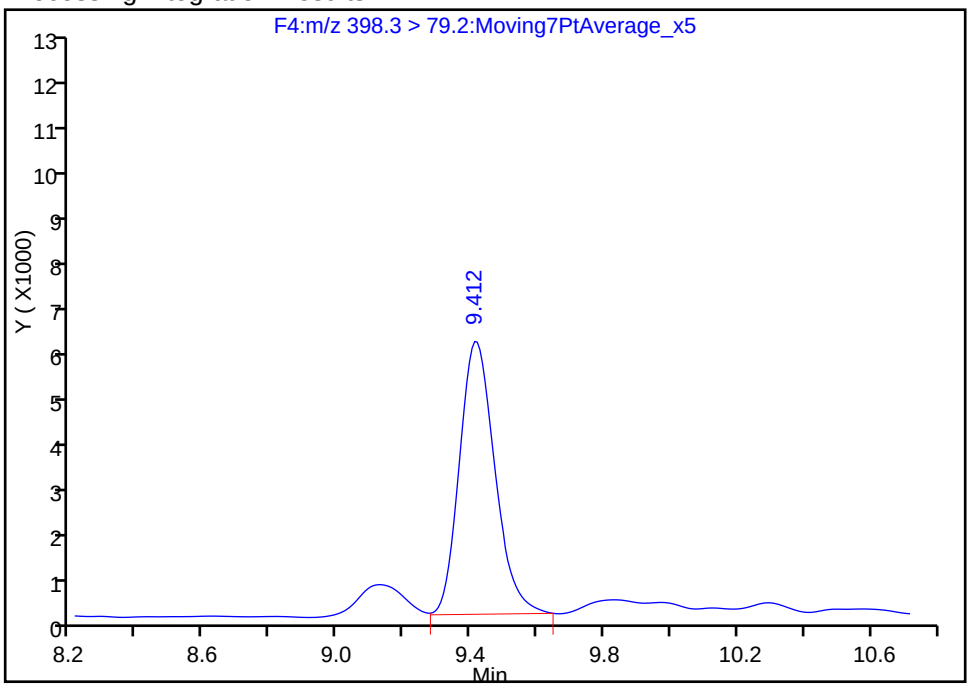

Manual Integration Results

RT: 9.41
Area: 49618
Amount: 0.802191
Amount Units: ng/ml

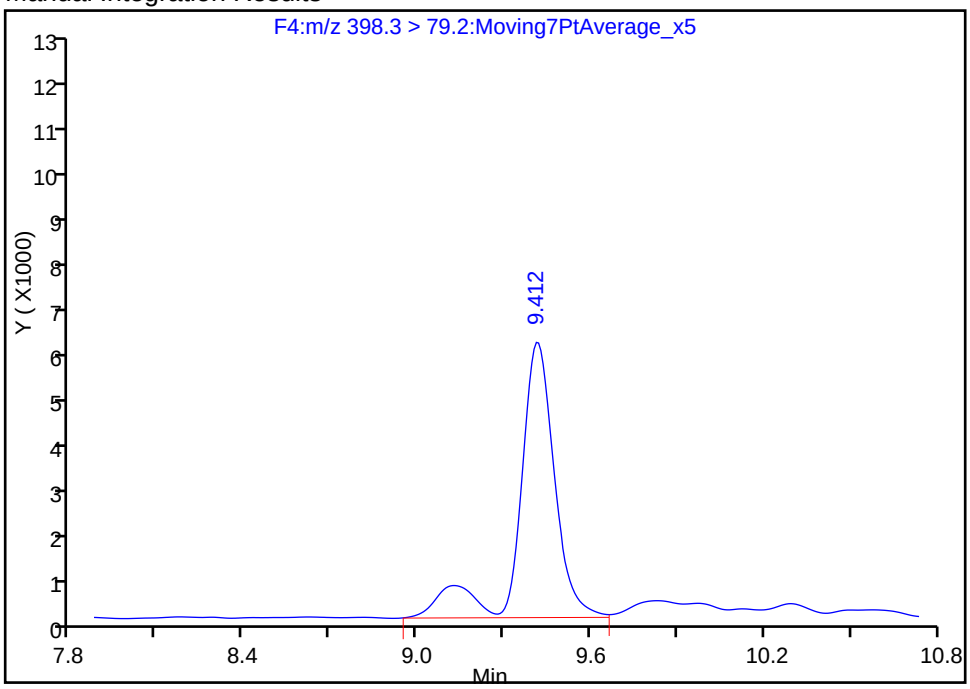

Reviewer: barnettj, 26-May-2016 15:54:58

Audit Action: Assigned Compound ID Audit Reason: Isomers

Manual Integration/User Assign Peak Report

TestAmerica Sacramento

Data File: \\ChromNA\Sacramento\ChromData\A4\20160525-31065.b\25MAY2016B4A_046.d

Injection Date:	26-May-2016 07:22:56	Instrument ID:	A4		
Lims ID:	320-18794-A-4-A	Lab Sample ID:	320-18794-4		
Client ID:	OF-FB78-0516				
Operator ID:	JRB	ALS Bottle#:	26	Worklist Smp#:	46
Injection Vol:	15.0 ul	Dil. Factor:	1.0000		
Method:	PFAC_A4	Limit Group:	LC PFC_DOD ICAL		
Column:		Detector	F4:MRM		

58 Perfluorohexanesulfonic acid, CAS: 355-46-4

Signal: 1

Processing Integration Results

RT: 9.41
Area: 41866
Amount: 0.676861
Amount Units: ng/ml

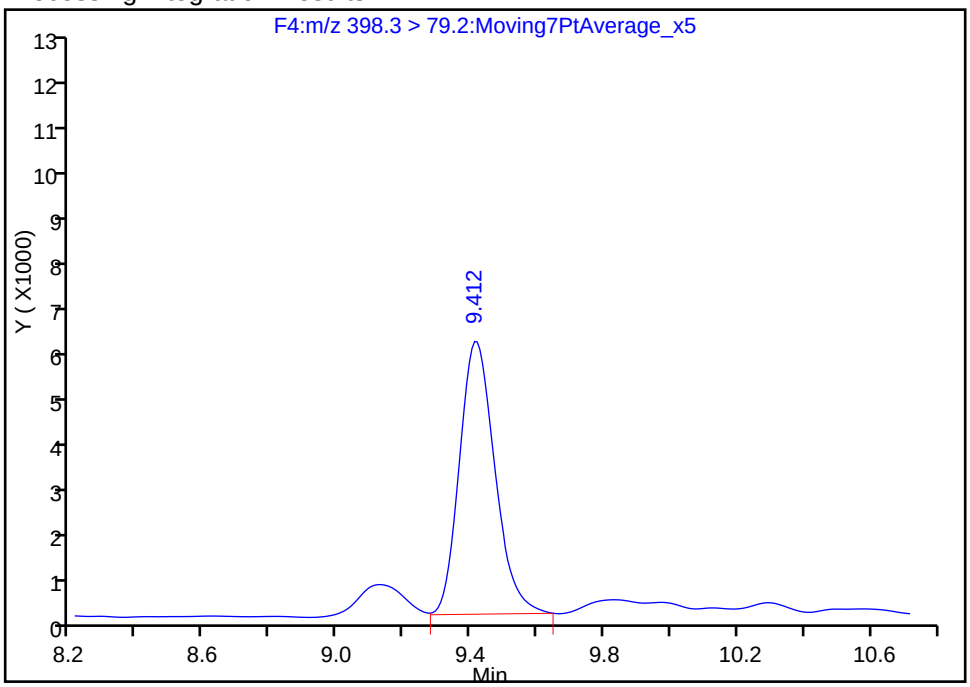

Manual Integration Results

RT: 9.41
Area: 49618
Amount: 0.802191
Amount Units: ng/ml

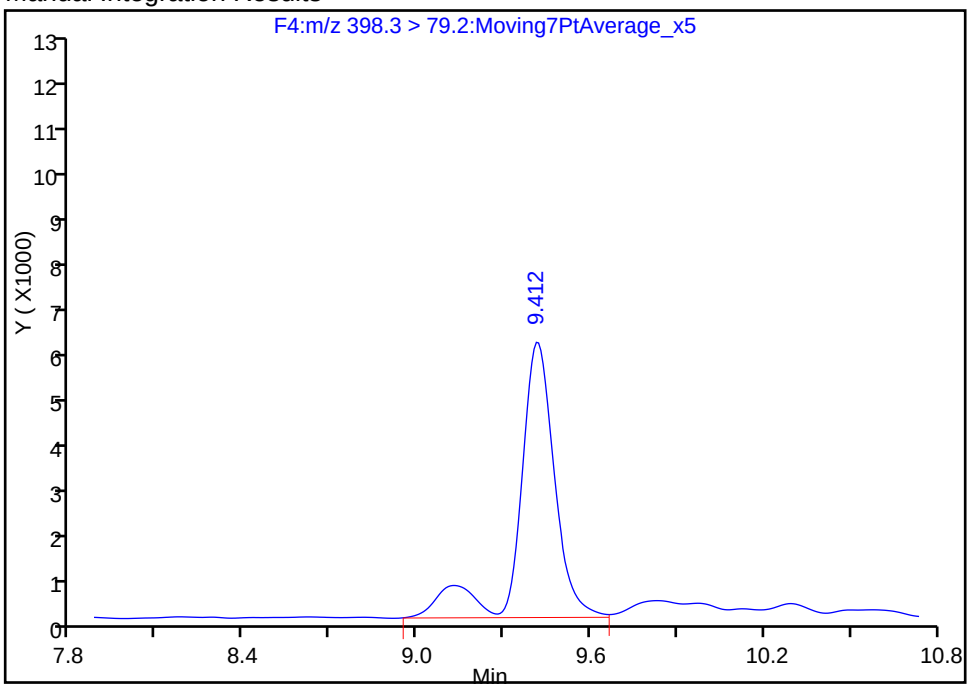

Reviewer: barnettj, 26-May-2016 15:54:58

Audit Action: Manually Integrated Audit Reason: Isomers

FORM I
LCMS ORGANICS ANALYSIS DATA SHEET

Lab Name: TestAmerica Sacramento Job No.: 320-18794-1

SDG No.:

Client Sample ID: OF-RW78-0516 RA Lab Sample ID: 320-18794-5 RA

Matrix: Water Lab File ID: 24MAY2016A6A_047.d

Analysis Method: WS-LC-0025 Date Collected: 05/09/2016 09:05

Extraction Method: 3535 Date Extracted: 05/12/2016 10:01

Sample wt/vol: 541.8(mL) Date Analyzed: 05/25/2016 08:21

Con. Extract Vol.: 1.0(mL) Dilution Factor: 1

Injection Volume: 15(uL) GC Column: Acquity ID: 2.1(mm)

% Moisture: GPC Cleanup:(Y/N) N

Analysis Batch No.: 111182 Units: ug/L

CAS NO.	COMPOUND NAME	RESULT	Q	LOQ	LOD	DL
1763-23-1	Perfluorooctanesulfonic acid (PFOS)	0.0027	J M	0.0037	0.0028	0.0012

CAS NO.	ISOTOPE DILUTION	%REC	Q	LIMITS
STL00991	13C4 PFOS	132		25-150

TestAmerica Sacramento
Target Compound Quantitation Report

Data File: \\ChromNA\Sacramento\ChromData\A6\20160524-31021.b\24MAY2016A6A_047.d
Lims ID: 320-18794-A-5-A
Client ID: OF-RW78-0516
Sample Type: Client
Inject. Date: 25-May-2016 08:21:50 ALS Bottle#: 27 Worklist Smp#: 47
Injection Vol: 15.0 ul Dil. Factor: 1.0000
Sample Info: 320-18794-A-5-A
Misc. Info.: Acquity BEH 1.7um, 3X150mm T=50*C
Operator ID: JRB Instrument ID: A6

Method: \\ChromNA\Sacramento\ChromData\A6\20160524-31021.b\PFAC_A6.m
Limit Group: LC PFC_DOD ICAL
Last Update: 26-May-2016 16:14:19 Calib Date: 24-May-2016 19:14:42
Integrator: Picker
Quant Method: Isotopic Dilution Quant By: Initial Calibration
Last ICal File: \\ChromNA\Sacramento\ChromData\A6\20160524-31021.b\24MAY2016A6A_010.d

Column 1 : Acquity BEH C18 (2.10 mm) Det: F1:MRM
Process Host: XAWRK003

First Level Reviewer: barnettj Date: 26-May-2016 16:12:27

Signal	RT	EXP RT	DLT RT	REL RT	Response	Amount ng/ml	Ratio(Limits)	%Rec	S/N	Flags
D 8 13C4-PFHpA										
367.0 > 322.0	9.446	9.459	-0.013		156417	43.4		86.7	14627	
D 11 18O2 PFHxS										
403.0 > 84.0	9.481	9.494	-0.013		324541	58.7		124	29809	
41 Perfluorohexanesulfonic acid										
399.0 > 80.0	9.487	9.495	-0.008	1.000	3366	0.6279				
13 Perfluorooctanoic acid										
413.0 > 369.0	10.558	10.573	-0.015	1.000	10957	2.68			47.6	
413.0 > 169.0	10.558	10.573	-0.015	1.000	2299		4.77(0.00-0.00)		310	
D 12 13C4 PFOA										
417.0 > 372.0	10.558	10.577	-0.019		191878	52.9		106	12933	
15 Perfluorooctane sulfonic acid										M
499.0 > 80.0	11.501	11.524	-0.023	1.000	17743	1.45			1147	M
499.0 > 99.0	11.501	11.524	-0.023	1.000	2001		8.87(0.00-0.00)		120	M
D 16 13C4 PFOS										
503.0 > 80.0	11.501	11.524	-0.023		625828	62.9		132	47649	
D 17 13C5 PFNA										
468.0 > 423.0	11.528	11.551	-0.023		191584	55.7		111	14019	

QC Flag Legend

Review Flags
M - Manually Integrated

Report Date: 26-May-2016 16:16:13 Chrom Revision: 2.2 20-Apr-2016 13:59:46

TestAmerica Sacramento

Data File: \\ChromNA\Sacramento\ChromData\A6\20160524-31021.b\24MAY2016A6A_047.d

Injection Date:	25-May-2016 08:21:50	Instrument ID:	A6		
Lims ID:	320-18794-A-5-A	Lab Sample ID:	320-18794-5		
Client ID:	OF-RW78-0516				
Operator ID:	JRB	ALS Bottle#:	27	Worklist Smp#:	47
Injection Vol:	15.0 ul	Dil. Factor:	1.0000		
Method:	PFAC_A6	Limit Group:	LC PFC_DOD ICAL		

40 Perfluorobutanesulfonic acid (ND)

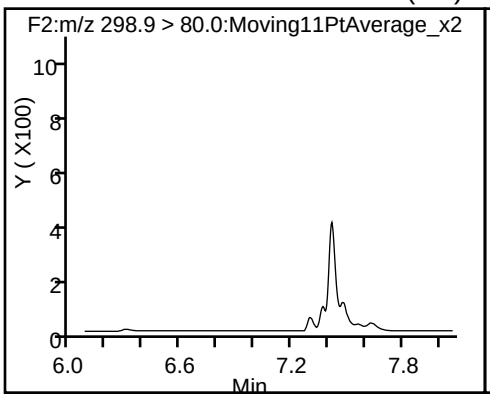

D 8 13C4-PFHpA

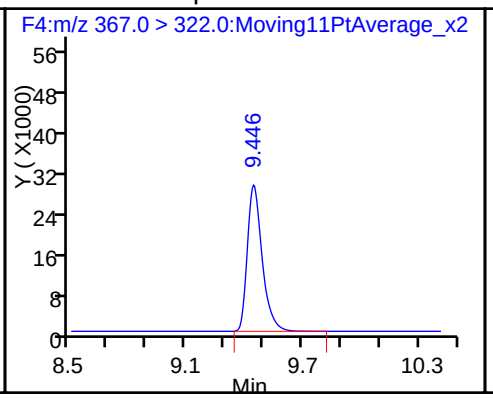

9 Perfluoroheptanoic acid (ND)

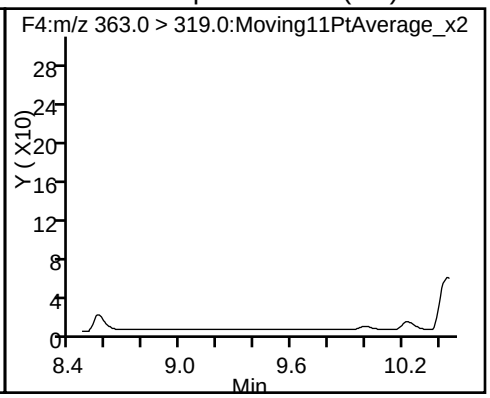

D 11 18O2 PFHxS

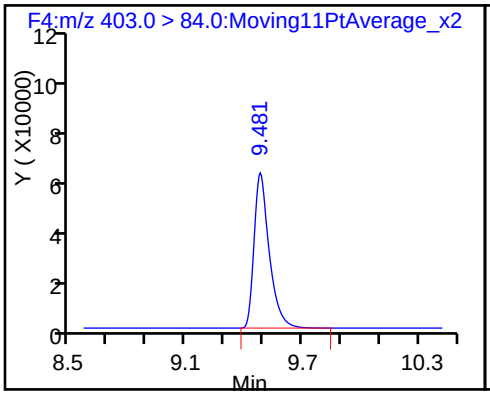

41 Perfluorohexanesulfonic acid

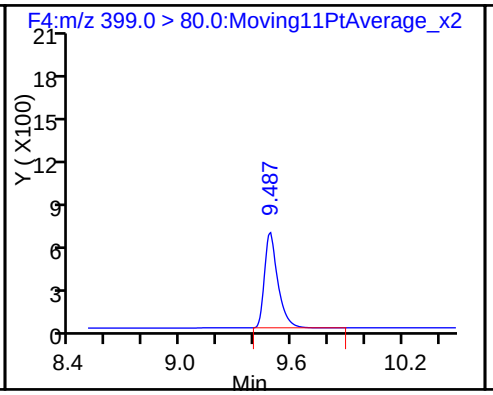

13 Perfluorooctanoic acid

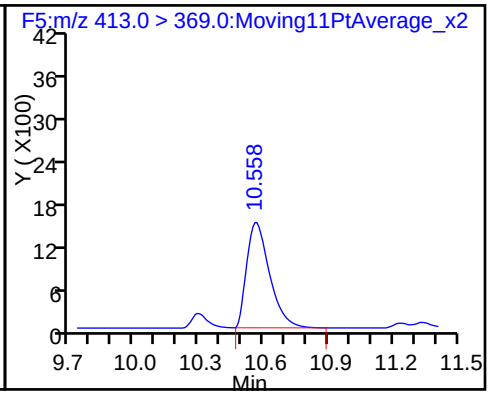

13 Perfluorooctanoic acid

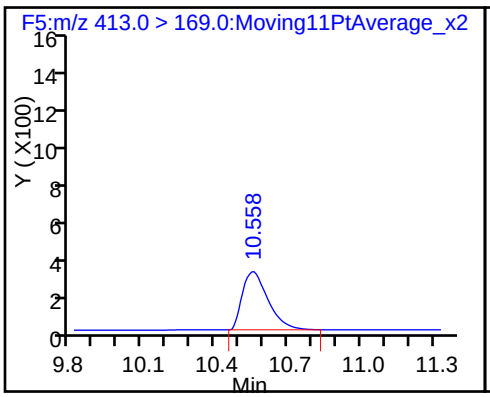

D 12 13C4 PFOA

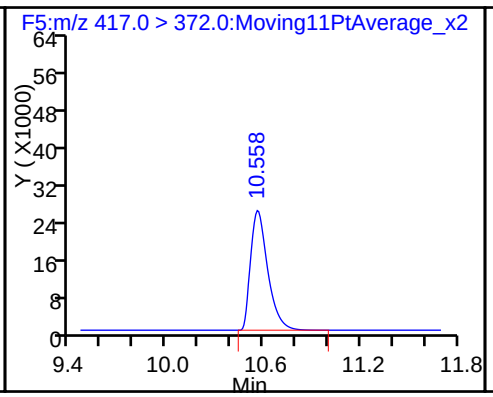

15 Perfluorooctane sulfonic acid (M)

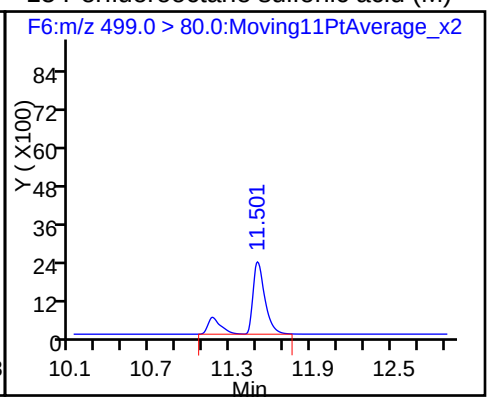

15 Perfluorooctane sulfonic acid (M)

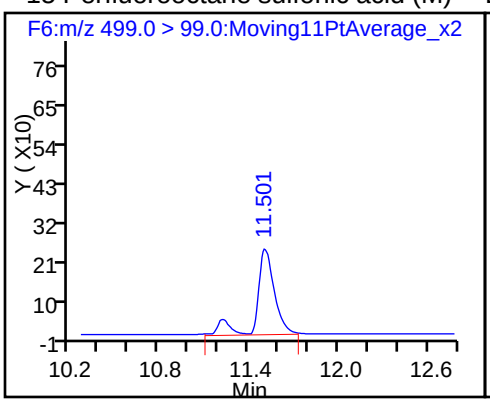

D 16 13C4 PFOS

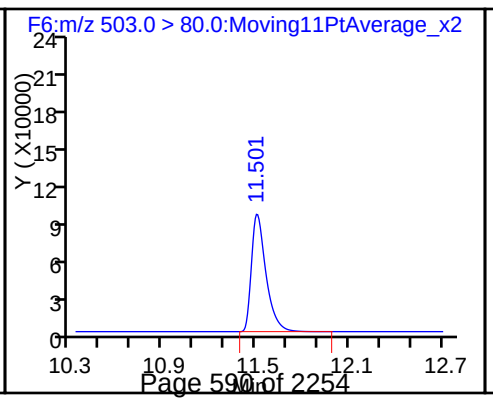

18 Perfluorononanoic acid (ND)

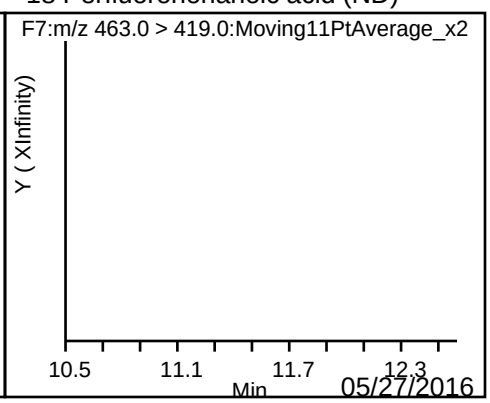

D 17 13C5 PFNA

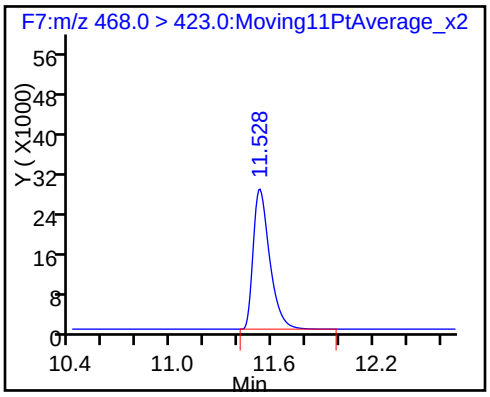

Manual Integration/User Assign Peak Report

TestAmerica Sacramento

Data File:	\\ChromNA\Sacramento\ChromData\A6\20160524-31021.b\24MAY2016A6A_047.d				
Injection Date:	25-May-2016 08:21:50	Instrument ID:	A6		
Lims ID:	320-18794-A-5-A	Lab Sample ID:	320-18794-5		
Client ID:	OF-RW78-0516				
Operator ID:	JRB	ALS Bottle#:	27	Worklist Smp#:	47
Injection Vol:	15.0 ul	Dil. Factor:	1.0000		
Method:	PFAC_A6	Limit Group:	LC PFC_DOD ICAL		
Column:	Acquity BEH C18 (2.10 mm)	Detector	F6:MRM		

15 Perfluorooctane sulfonic acid, CAS: 1763-23-1

Signal: 1

Processing Integration Results

RT: 11.50
Area: 14150
Amount: 1.160358
Amount Units: ng/ml

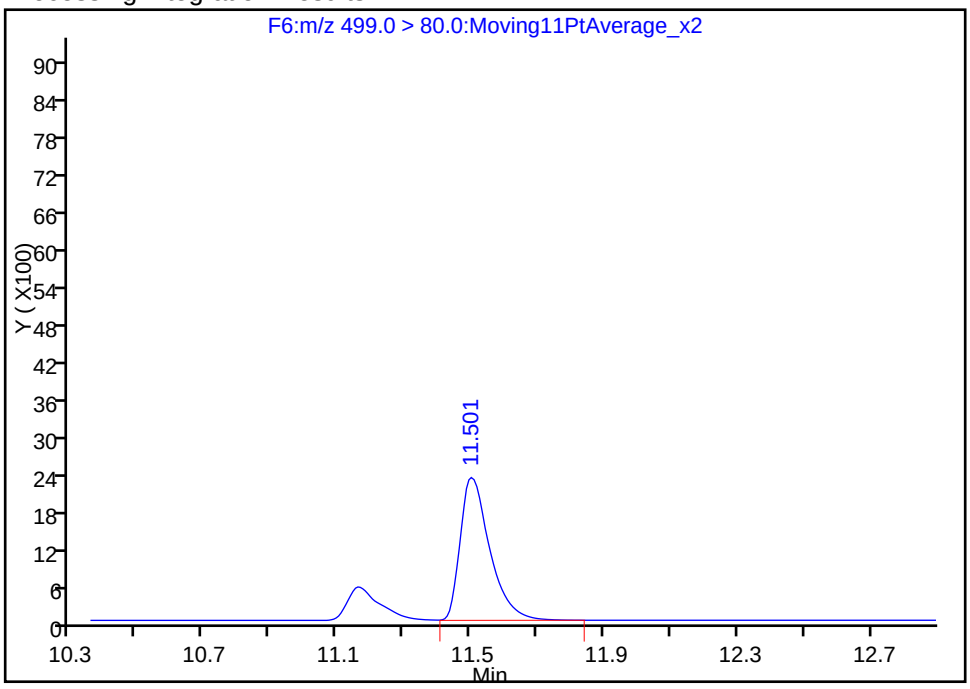

Manual Integration Results

RT: 11.50
Area: 17743
Amount: 1.454999
Amount Units: ng/ml

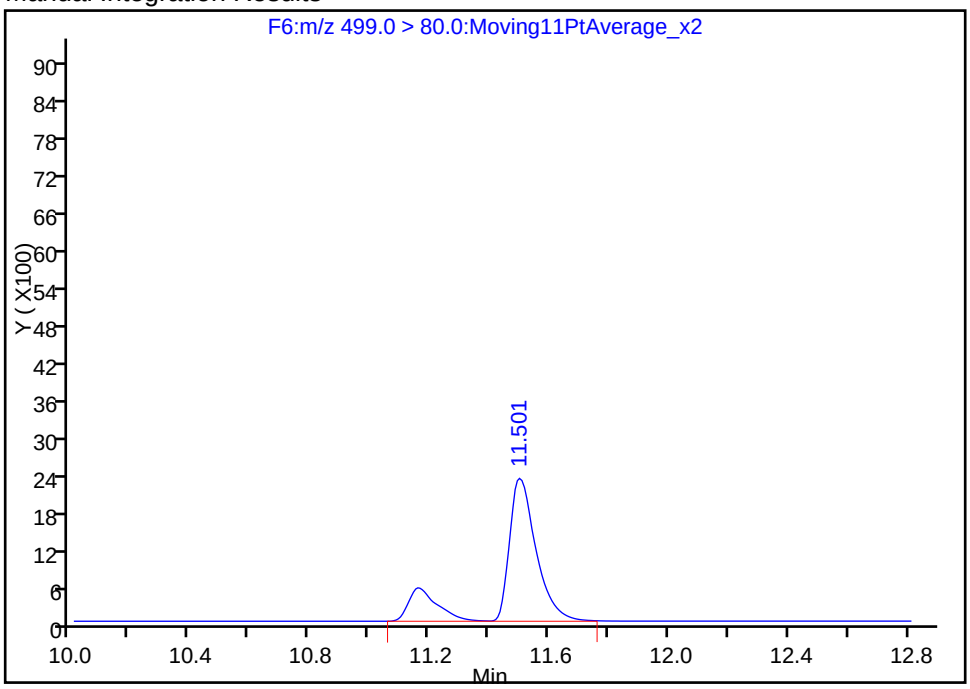

Reviewer: barnettj, 26-May-2016 16:12:27

Audit Action: Manually Integrated Audit Reason: Isomers

Manual Integration/User Assign Peak Report

TestAmerica Sacramento

Data File:	\\ChromNA\Sacramento\ChromData\A6\20160524-31021.b\24MAY2016A6A_047.d				
Injection Date:	25-May-2016 08:21:50	Instrument ID:	A6		
Lims ID:	320-18794-A-5-A	Lab Sample ID:	320-18794-5		
Client ID:	OF-RW78-0516				
Operator ID:	JRB	ALS Bottle#:	27	Worklist Smp#:	47
Injection Vol:	15.0 ul	Dil. Factor:	1.0000		
Method:	PFAC_A6	Limit Group:	LC PFC_DOD ICAL		
Column:	Acquity BEH C18 (2.10 mm)	Detector	F6:MRM		

15 Perfluorooctane sulfonic acid, CAS: 1763-23-1

Signal: 2

Processing Integration Results

Not Detected
Expected RT: 11.52

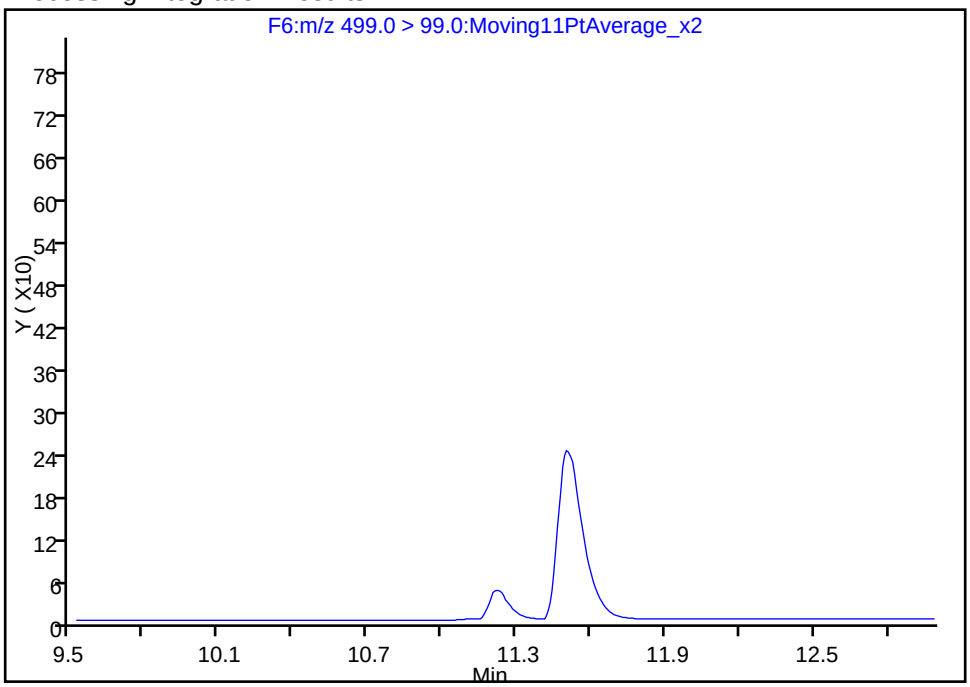

Manual Integration Results

RT: 11.50
Area: 2001
Amount: 1.454999
Amount Units: ng/ml

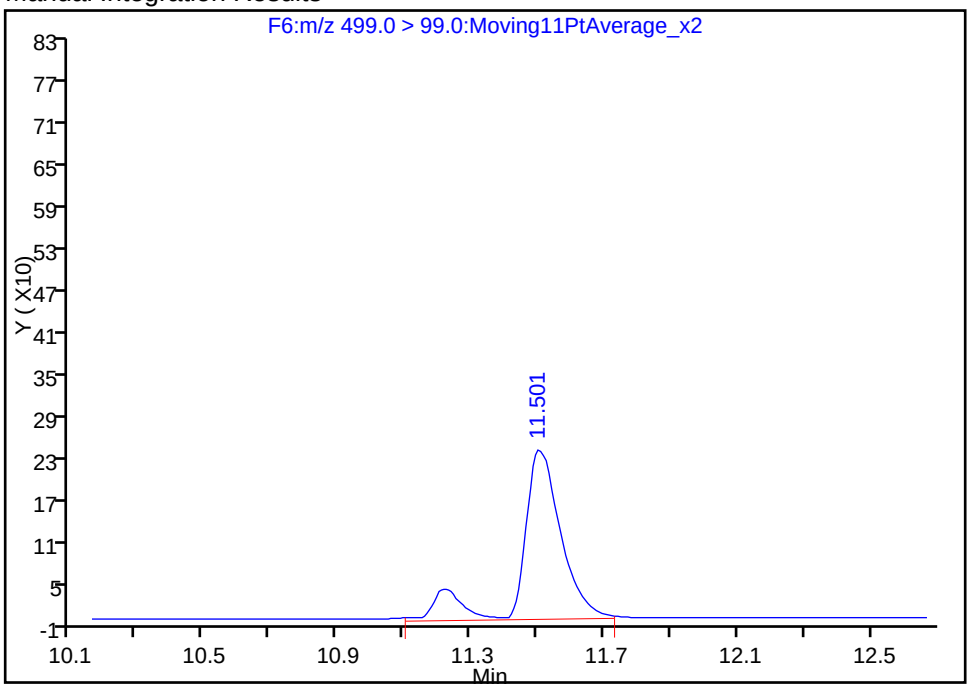

Reviewer: barnettj, 26-May-2016 16:12:27
Audit Action: Manually Integrated Audit Reason: Isomers

FORM I
LCMS ORGANICS ANALYSIS DATA SHEET

Lab Name: TestAmerica Sacramento | Job No.: 320-18794-1

SDG No.:

Client Sample ID: OF-RW78-0516 | Lab Sample ID: 320-18794-5

Matrix: Water | Lab File ID: 25MAY2016B4A_047.d

Analysis Method: WS-LC-0025 | Date Collected: 05/09/2016 09:05

Extraction Method: 3535 | Date Extracted: 05/12/2016 10:01

Sample wt/vol: 541.8(mL) | Date Analyzed: 05/26/2016 07:44

Con. Extract Vol.: 1.0(mL) | Dilution Factor: 1

Injection Volume: 15(uL) | GC Column: Acquity ID: 2.1(mm)

% Moisture: | GPC Cleanup:(Y/N) N

Analysis Batch No.: 111390 | Units: ug/L

CAS NO.	COMPOUND NAME	RESULT	Q	LOQ	LOD	DL
375-85-9	Perfluoroheptanoic acid (PFHpA)	0.0018	U	0.0023	0.0018	0.00074
335-67-1	Perfluorooctanoic acid (PFOA)	0.0017	J	0.0023	0.0018	0.00069
375-95-1	Perfluorononanoic acid (PFNA)	0.0018	U	0.0023	0.0018	0.00060
375-73-5	Perfluorobutanesulfonic acid (PFBS)	0.0018	U	0.0023	0.0018	0.00085
355-46-4	Perfluorohexanesulfonic acid (PFHxS)	0.00083	J	0.0023	0.0018	0.00080

CAS NO.	ISOTOPE DILUTION	%REC	Q	LIMITS
STL00994	18O2 PFHxS	21	Q	25-150
STL00995	13C5 PFNA	18	Q	25-150
STL00990	13C4 PFOA	17	Q	25-150
STL01892	13C4-PFHpA	17	Q	25-150

TestAmerica Sacramento
Target Compound Quantitation Report

Data File: \\ChromNA\Sacramento\ChromData\A4\20160525-31065.b\25MAY2016B4A_047.d
Lims ID: 320-18794-A-5-A
Client ID: OF-RW78-0516
Sample Type: Client
Inject. Date: 26-May-2016 07:44:07 ALS Bottle#: 27 Worklist Smp#: 47
Injection Vol: 15.0 ul Dil. Factor: 1.0000
Sample Info: 320-18794-a-5-a
Misc. Info.: Acquity BEH C18,1.7u, 3X150mm,T=35C
Operator ID: JRB Instrument ID: A4

Method: \\ChromNA\Sacramento\ChromData\A4\20160525-31065.b\PFAC_A4.m
Limit Group: LC PFC_DOD ICAL
Last Update: 26-May-2016 15:59:04 Calib Date: 25-May-2016 19:01:43
Integrator: Picker
Quant Method: Isotopic Dilution Quant By: Initial Calibration
Last ICal File: \\ChromNA\Sacramento\ChromData\A4\20160525-31065.b\25MAY2016B4A_011.d

Column 1 : Det: F1:MRM
Process Host: XAWRK003

First Level Reviewer: barnettj Date: 26-May-2016 15:55:52

Signal	RT	EXP RT	DLT RT	REL RT	Response	Amount ng/ml	Ratio(Limits)	%Rec	S/N	Flags
D 8 13C4-PFHpA										
366.6 > 321.6	9.388	9.387	0.001		724734	8.48		17.0	3187	
58 Perfluorohexanesulfonic acid										
398.3 > 79.2	9.419	9.421	-0.002	1.000	4760	0.4502				
D 11 18O2 PFHxS										
402.5 > 83.6	9.419	9.422	-0.003		292677	9.86		20.8	1343	
D 12 13C4 PFOA										
416.5 > 371.6	10.502	10.503	-0.001		774713	8.69		17.4	2092	
13 Perfluorooctanoic acid										
412.8 > 368.8	10.493	10.504	-0.011	1.000	6792	0.8982			8.9	
D 16 13C4 PFOS										
502.4 > 79.7	11.461	11.465	-0.004		38413	5.69		11.9	176	
15 Perfluorooctane sulfonic acid										M
498.3 > 79.2	11.461	11.466	-0.005	1.000	18142	2.27			49.0	M
498.3 > 98.2	11.461	11.466	-0.005	1.000	9351		1.94(0.00-0.00)		24.3	M
D 17 13C5 PFNA										
467.5 > 422.6	11.480	11.484	-0.004		705424	8.99		18.0	2483	

QC Flag Legend

Review Flags
M - Manually Integrated

Report Date: 26-May-2016 15:59:34 Chrom Revision: 2.2 20-Apr-2016 13:59:46

TestAmerica Sacramento

Data File: \\ChromNA\Sacramento\ChromData\A4\20160525-31065.b\25MAY2016B4A_047.d

Injection Date:	26-May-2016 07:44:07	Instrument ID:	A4		
Lims ID:	320-18794-A-5-A	Lab Sample ID:	320-18794-5		
Client ID:	OF-RW78-0516				
Operator ID:	JRB	ALS Bottle#:	27	Worklist Smp#:	47
Injection Vol:	15.0 ul	Dil. Factor:	1.0000		
Method:	PFAC_A4	Limit Group:	LC PFC_DOD ICAL		

51 Perfluorobutanesulfonic acid (ND)

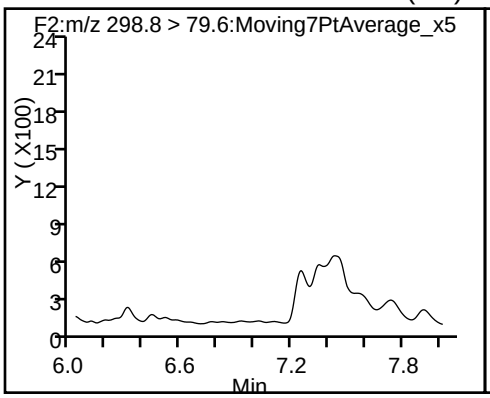

D 8 13C4-PFHpA

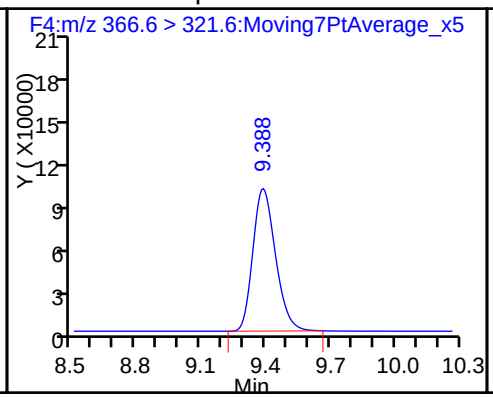

9 Perfluoroheptanoic acid (ND)

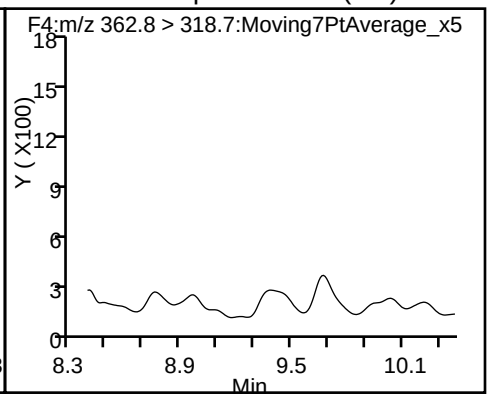

58 Perfluorohexanesulfonic acid

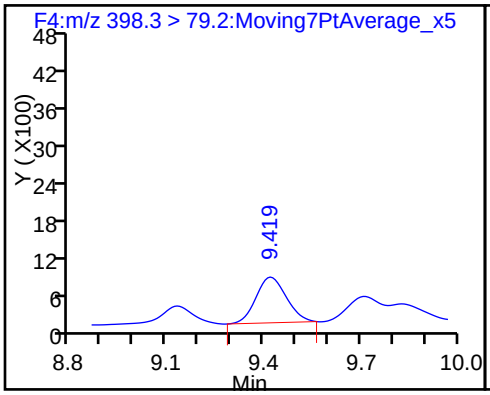

D 11 18O2 PFHxS

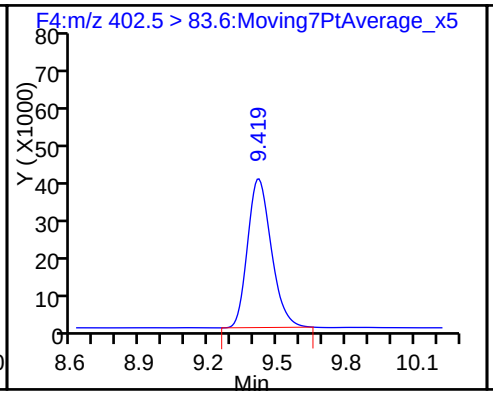

D 12 13C4 PFOA

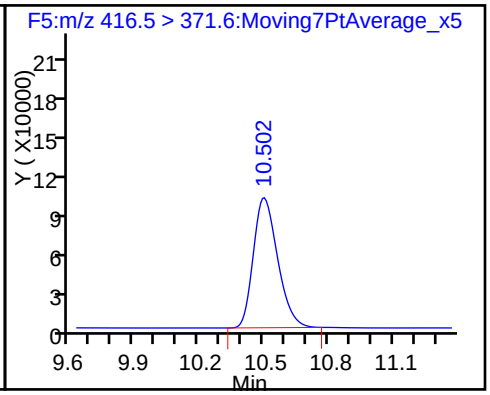

13 Perfluorooctanoic acid

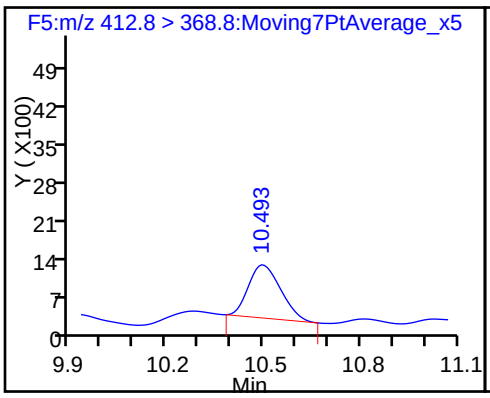

13 Perfluorooctanoic acid

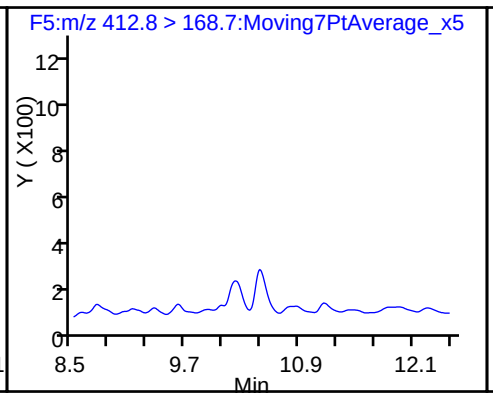

D 16 13C4 PFOS

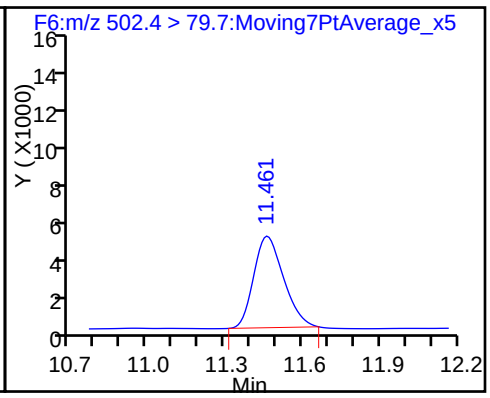

15 Perfluorooctane sulfonic acid (M)

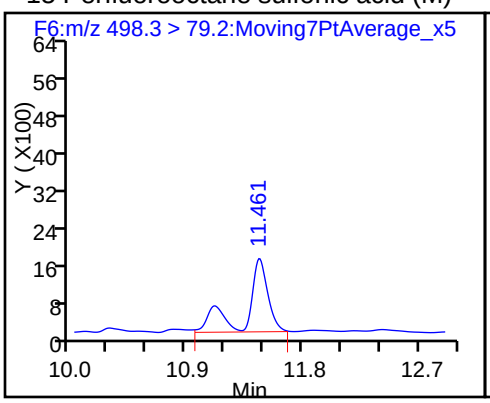

15 Perfluorooctane sulfonic acid (M)

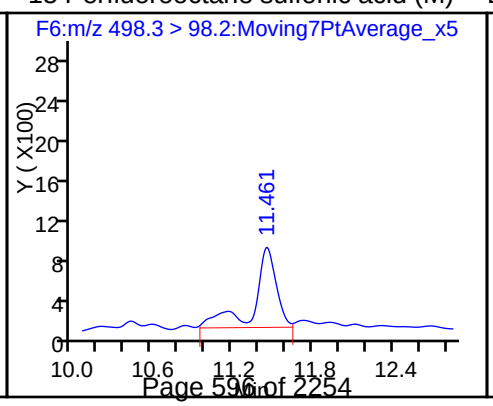

D 17 13C5 PFNA

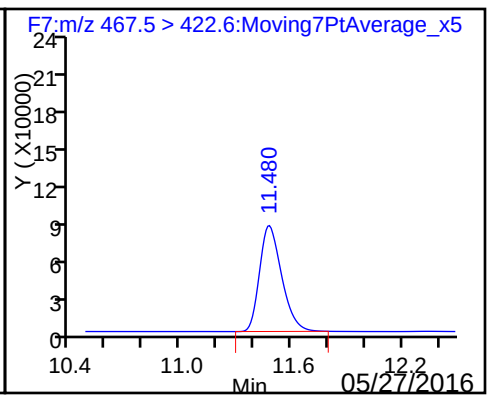

18 Perfluorononanoic acid (ND)

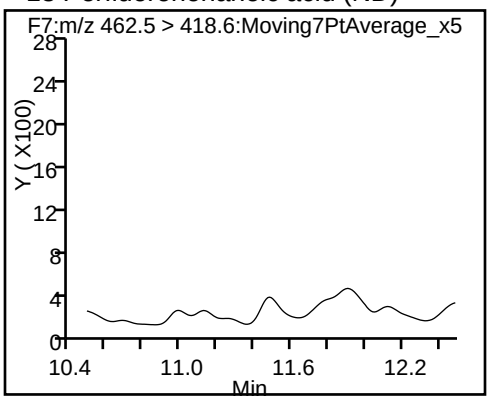

FORM I
LCMS ORGANICS ANALYSIS DATA SHEET

Lab Name: TestAmerica Sacramento | Job No.: 320-18794-1

SDG No.:

Client Sample ID: OF-RW78D-0516 RA | Lab Sample ID: 320-18794-6 RA

Matrix: Water | Lab File ID: 24MAY2016A6A_048.d

Analysis Method: WS-LC-0025 | Date Collected: 05/09/2016 09:07

Extraction Method: 3535 | Date Extracted: 05/12/2016 10:01

Sample wt/vol: 554.4(mL) | Date Analyzed: 05/25/2016 08:43

Con. Extract Vol.: 1.0(mL) | Dilution Factor: 1

Injection Volume: 15(uL) | GC Column: Acquity ID: 2.1(mm)

% Moisture: | GPC Cleanup:(Y/N) N

Analysis Batch No.: 111182 | Units: ug/L

CAS NO.	COMPOUND NAME	RESULT	Q	LOQ	LOD	DL
1763-23-1	Perfluorooctanesulfonic acid (PFOS)	0.0027	U M	0.0036	0.0027	0.0012

CAS NO.	ISOTOPE DILUTION	%REC	Q	LIMITS
STL00991	13C4 PFOS	147		25-150

TestAmerica Sacramento
Target Compound Quantitation Report

Data File: \\ChromNA\Sacramento\ChromData\A6\20160524-31021.b\24MAY2016A6A_048.d
Lims ID: 320-18794-A-6-A
Client ID: OF-RW78D-0516
Sample Type: Client
Inject. Date: 25-May-2016 08:43:05 ALS Bottle#: 28 Worklist Smp#: 48
Injection Vol: 15.0 ul Dil. Factor: 1.0000
Sample Info: 320-18794-A-6-A
Misc. Info.: Acquity BEH 1.7um, 3X150mm T=50*C
Operator ID: JRB Instrument ID: A6

Method: \\ChromNA\Sacramento\ChromData\A6\20160524-31021.b\PFAC_A6.m
Limit Group: LC PFC_DOD ICAL
Last Update: 26-May-2016 16:14:19 Calib Date: 24-May-2016 19:14:42
Integrator: Picker
Quant Method: Isotopic Dilution Quant By: Initial Calibration
Last ICal File: \\ChromNA\Sacramento\ChromData\A6\20160524-31021.b\24MAY2016A6A_010.d

Column 1 : Acquity BEH C18 (2.10 mm) Det: F1:MRM
Process Host: XAWRK003

First Level Reviewer: barnettj Date: 26-May-2016 16:14:19

Signal	RT	EXP RT	DLT RT	REL RT	Response	Amount ng/ml	Ratio(Limits)	%Rec	S/N	Flags
40 Perfluorobutanesulfonic acid										
298.9 > 80.0	7.305	7.074	0.231	1.000	886	0.1545				
D 8 13C4-PFHpA										
367.0 > 322.0	9.446	9.459	-0.013		176836	49.0		98.0	16299	
D 11 18O2 PFHxS										
403.0 > 84.0	9.481	9.494	-0.013		356217	64.5		136	32299	
41 Perfluorohexanesulfonic acid										
399.0 > 80.0	9.481	9.495	-0.014	1.000	1989	0.3983				
13 Perfluorooctanoic acid										
413.0 > 369.0	10.550	10.573	-0.023	1.000	4337	1.14			20.6	
D 12 13C4 PFOA										
417.0 > 372.0	10.559	10.577	-0.018		178247	49.1		98.3	12071	
15 Perfluorooctane sulfonic acid										M
499.0 > 99.0	11.400	11.524	-0.124	0.000	1721		0.00(0.00-0.00)		145	M
D 16 13C4 PFOS										
503.0 > 80.0	11.502	11.524	-0.022		696805	70.0		147	52827	
D 17 13C5 PFNA										
468.0 > 423.0	11.520	11.551	-0.031		232963	67.7		135	17927	

QC Flag Legend

Review Flags
M - Manually Integrated

Report Date: 26-May-2016 16:16:18 Chrom Revision: 2.2 20-Apr-2016 13:59:46

TestAmerica Sacramento

Data File: \\ChromNA\Sacramento\ChromData\A6\20160524-31021.b\24MAY2016A6A_048.d

Injection Date: 25-May-2016 08:43:05 Instrument ID: A6

Lims ID: 320-18794-A-6-A Lab Sample ID: 320-18794-6

Client ID: OF-RW78D-0516

Operator ID: JRB ALS Bottle#: 28 Worklist Smp#: 48

Injection Vol: 15.0 ul Dil. Factor: 1.0000

Method: PFAC_A6 Limit Group: LC PFC_DOD ICAL

40 Perfluorobutanesulfonic acid

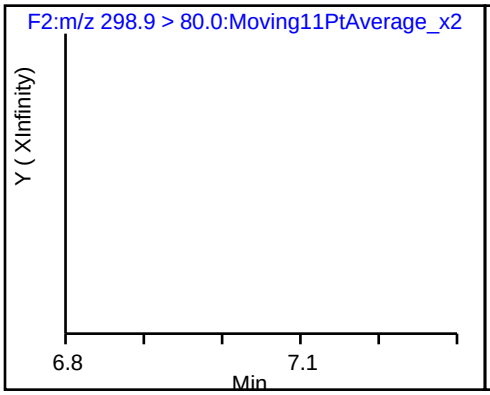

D 8 13C4-PFHpA

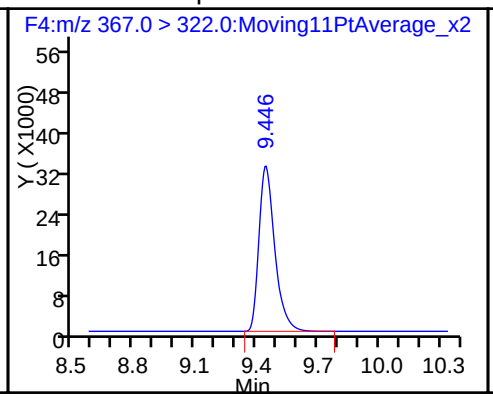

9 Perfluoroheptanoic acid (ND)

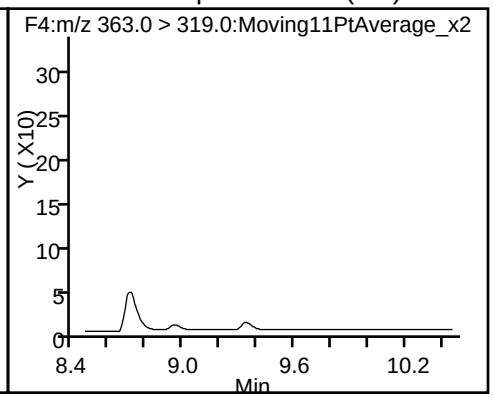

D 11 18O2 PFHxS

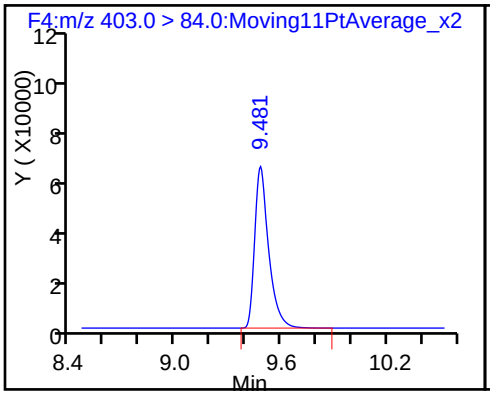

41 Perfluorohexanesulfonic acid

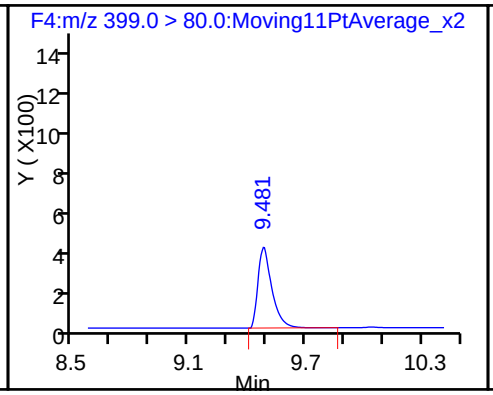

13 Perfluorooctanoic acid

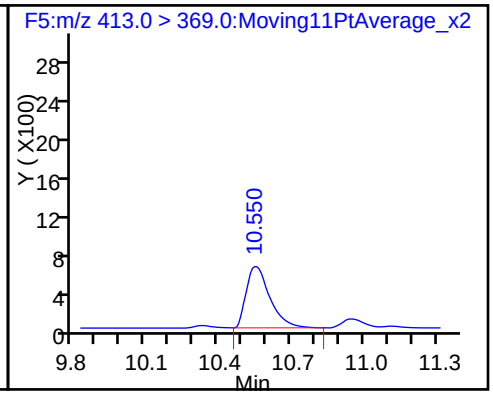

13 Perfluorooctanoic acid

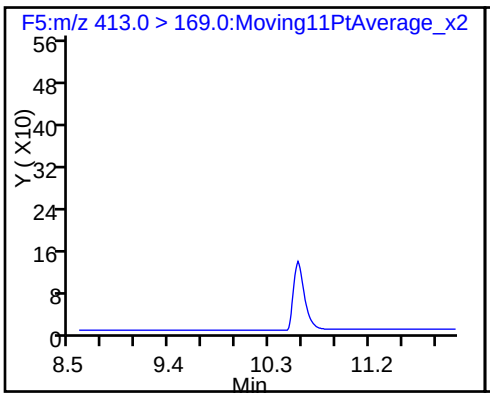

D 12 13C4 PFOA

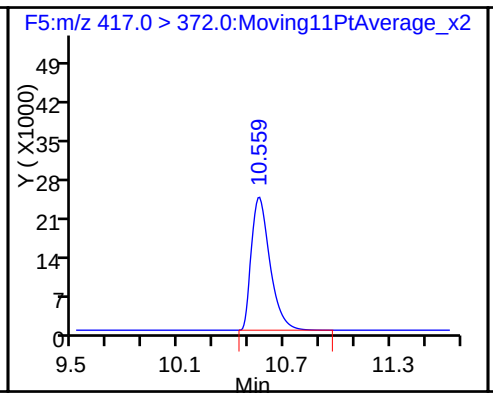

15 Perfluorooctane sulfonic acid (M)

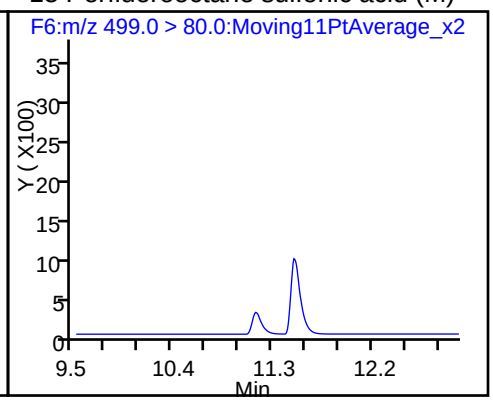

15 Perfluorooctane sulfonic acid (M)

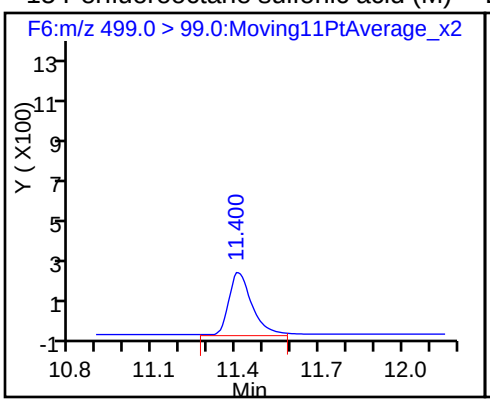

D 16 13C4 PFOS

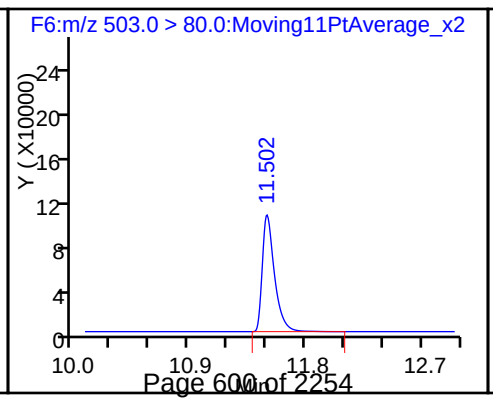

18 Perfluorononanoic acid (ND)

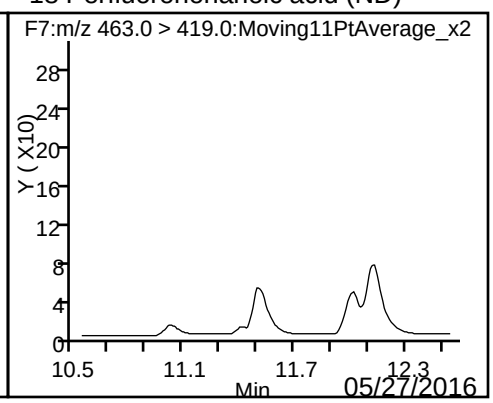

D 17 13C5 PFNA

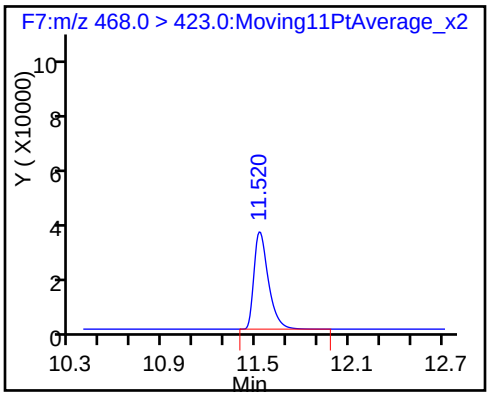

Manual Integration/User Assign Peak Report

TestAmerica Sacramento

Data File:	\\ChromNA\Sacramento\ChromData\A6\20160524-31021.b\24MAY2016A6A_048.d				
Injection Date:	25-May-2016 08:43:05	Instrument ID:	A6		
Lims ID:	320-18794-A-6-A	Lab Sample ID:	320-18794-6		
Client ID:	OF-RW78D-0516				
Operator ID:	JRB	ALS Bottle#:	28	Worklist Smp#:	48
Injection Vol:	15.0 ul	Dil. Factor:	1.0000		
Method:	PFAC_A6	Limit Group:	LC PFC_DOD ICAL		
Column:	Acquity BEH C18 (2.10 mm)	Detector	F6:MRM		

15 Perfluorooctane sulfonic acid, CAS: 1763-23-1

Signal: 2

Processing Integration Results

Not Detected
Expected RT: 11.52

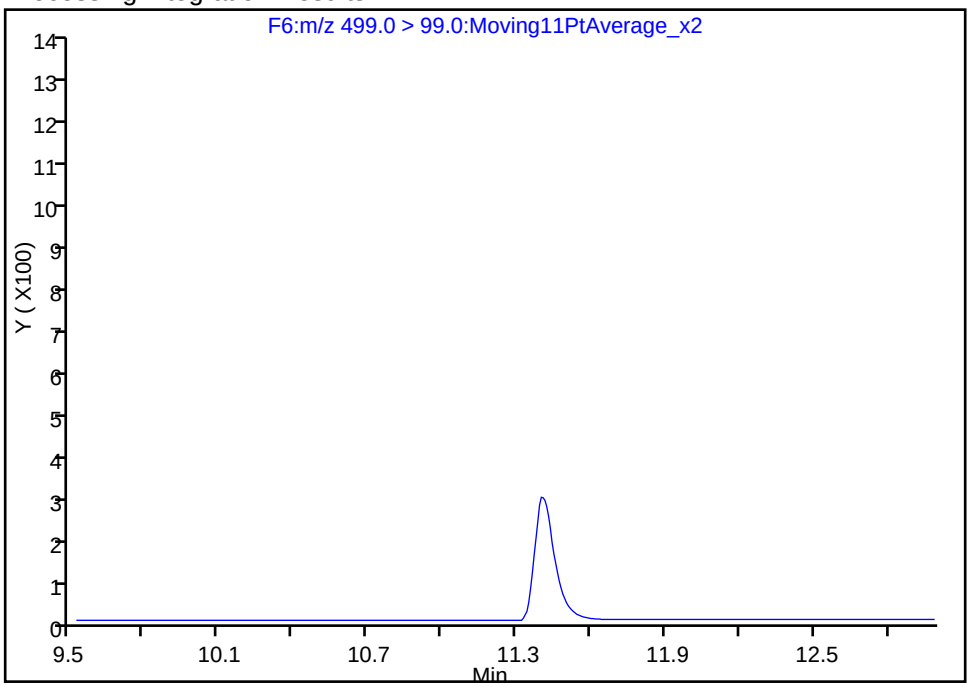

Manual Integration Results

RT: 11.40
Area: 1721
Amount: 0
Amount Units: ng/ml

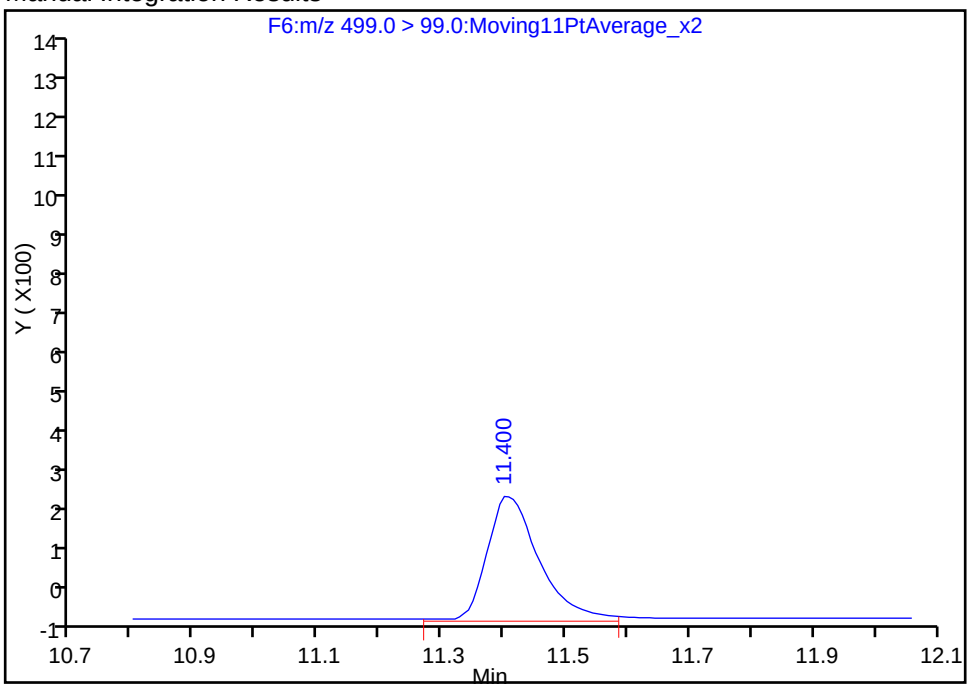

Reviewer: barnettj, 26-May-2016 16:14:19
Audit Action: Manually Integrated Audit Reason: Isomers

FORM I
LCMS ORGANICS ANALYSIS DATA SHEET

Lab Name: TestAmerica Sacramento | Job No.: 320-18794-1

SDG No.:

Client Sample ID: OF-RW78D-0516 | Lab Sample ID: 320-18794-6

Matrix: Water | Lab File ID: 25MAY2016B4A_048.d

Analysis Method: WS-LC-0025 | Date Collected: 05/09/2016 09:07

Extraction Method: 3535 | Date Extracted: 05/12/2016 10:01

Sample wt/vol: 554.4(mL) | Date Analyzed: 05/26/2016 08:05

Con. Extract Vol.: 1.0(mL) | Dilution Factor: 1

Injection Volume: 15(uL) | GC Column: Acquity ID: 2.1(mm)

% Moisture: | GPC Cleanup:(Y/N) N

Analysis Batch No.: 111390 | Units: ug/L

CAS NO.	COMPOUND NAME	RESULT	Q	LOQ	LOD	DL
375-85-9	Perfluoroheptanoic acid (PFHpA)	0.0018	U	0.0023	0.0018	0.00072
335-67-1	Perfluorooctanoic acid (PFOA)	0.0018	J M	0.0023	0.0018	0.00067
375-95-1	Perfluorononanoic acid (PFNA)	0.0018	U	0.0023	0.0018	0.00059
375-73-5	Perfluorobutanesulfonic acid (PFBS)	0.0018	U	0.0023	0.0018	0.00083
355-46-4	Perfluorohexanesulfonic acid (PFHxS)	0.0018	U	0.0023	0.0018	0.00078

CAS NO.	ISOTOPE DILUTION	%REC	Q	LIMITS
STL00994	18O2 PFHxS	140		25-150
STL00995	13C5 PFNA	119		25-150
STL00990	13C4 PFOA	126		25-150
STL01892	13C4-PFHpA	117		25-150

TestAmerica Sacramento
Target Compound Quantitation Report

Data File: \\ChromNA\Sacramento\ChromData\A4\20160525-31065.b\25MAY2016B4A_048.d
Lims ID: 320-18794-A-6-A
Client ID: OF-RW78D-0516
Sample Type: Client
Inject. Date: 26-May-2016 08:05:18 ALS Bottle#: 28 Worklist Smp#: 48
Injection Vol: 15.0 ul Dil. Factor: 1.0000
Sample Info: 320-18794-a-6-a
Misc. Info.: Acquity BEH C18,1.7u, 3X150mm,T=35C
Operator ID: JRB Instrument ID: A4

Method: \\ChromNA\Sacramento\ChromData\A4\20160525-31065.b\PFAC_A4.m
Limit Group: LC PFC_DOD ICAL
Last Update: 26-May-2016 15:59:04 Calib Date: 25-May-2016 19:01:43
Integrator: Picker
Quant Method: Isotopic Dilution Quant By: Initial Calibration
Last ICal File: \\ChromNA\Sacramento\ChromData\A4\20160525-31065.b\25MAY2016B4A_011.d

Column 1 : Det: F1:MRM
Process Host: XAWRK003

First Level Reviewer: barnettj Date: 26-May-2016 15:56:54

Signal	RT	EXP RT	DLT RT	REL RT	Response	Amount ng/ml	Ratio(Limits)	%Rec	S/N	Flags
D 8 13C4-PFHpA										
366.6 > 321.6	9.373	9.387	-0.014		4999531	58.5		117	7107	
9 Perfluoroheptanoic acid										
362.8 > 318.7	9.373	9.388	-0.015	1.000	5437	-0.2987			1.8	
58 Perfluorohexanesulfonic acid										
398.3 > 79.2	9.412	9.421	-0.009	1.000	18175	0.2554				
D 11 18O2 PFHxS										
402.5 > 83.6	9.404	9.422	-0.018		1969740	66.4		140	3873	
D 12 13C4 PFOA										
416.5 > 371.6	10.493	10.503	-0.010		5613152	63.0		126	9546	
13 Perfluorooctanoic acid										M
412.8 > 368.8	10.493	10.504	-0.011	1.000	55512	1.02			22.8	M
412.8 > 168.7	10.493	10.504	-0.011	1.000	11881		4.67(0.00-0.00)		45.0	M
D 16 13C4 PFOS										
502.4 > 79.7	11.452	11.465	-0.013		263740	39.1		81.8	449	
15 Perfluorooctane sulfonic acid										M
498.3 > 79.2	11.452	11.466	-0.014	1.000	66556	1.52			69.3	M
498.3 > 98.2	11.452	11.466	-0.014	1.000	30552		2.18(0.00-0.00)		17.0	M
D 17 13C5 PFNA										
467.5 > 422.6	11.471	11.484	-0.013		4685273	59.7		119	8744	

QC Flag Legend

Review Flags
M - Manually Integrated

Report Date: 26-May-2016 15:59:35 Chrom Revision: 2.2 20-Apr-2016 13:59:46

TestAmerica Sacramento

Data File: \\ChromNA\Sacramento\ChromData\A4\20160525-31065.b\25MAY2016B4A_048.d

Injection Date: 26-May-2016 08:05:18 Instrument ID: A4

Lims ID: 320-18794-A-6-A Lab Sample ID: 320-18794-6

Client ID: OF-RW78D-0516

Operator ID: JRB ALS Bottle#: 28 Worklist Smp#: 48

Injection Vol: 15.0 ul Dil. Factor: 1.0000

Method: PFAC_A4 Limit Group: LC PFC_DOD ICAL

51 Perfluorobutanesulfonic acid (ND)

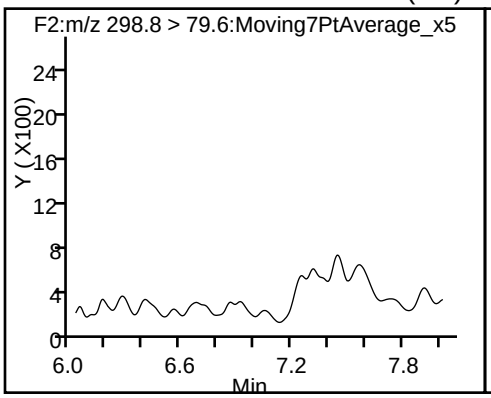

D 8 13C4-PFHpA

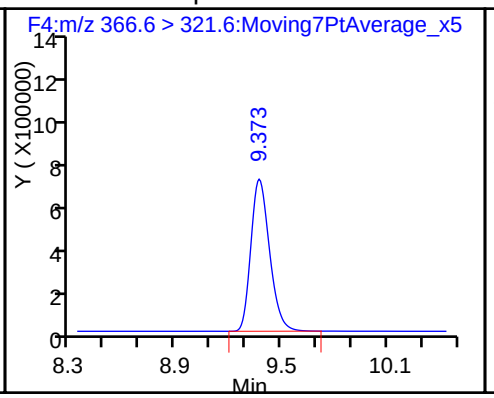

9 Perfluoroheptanoic acid

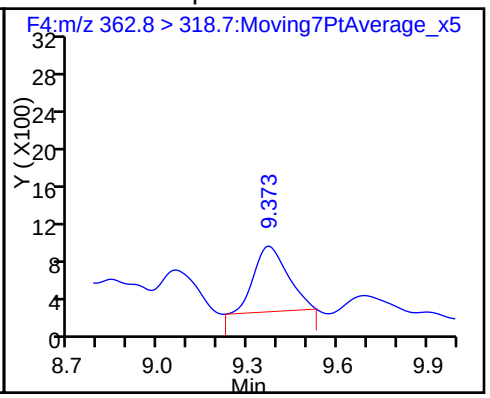

58 Perfluorohexanesulfonic acid

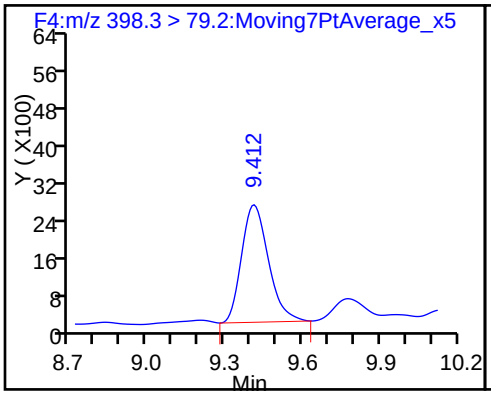

D 11 18O2 PFHxS

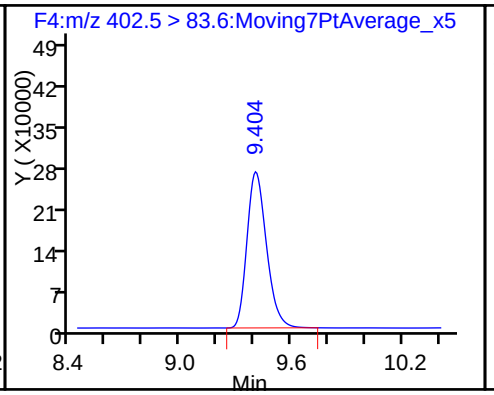

D 12 13C4 PFOA

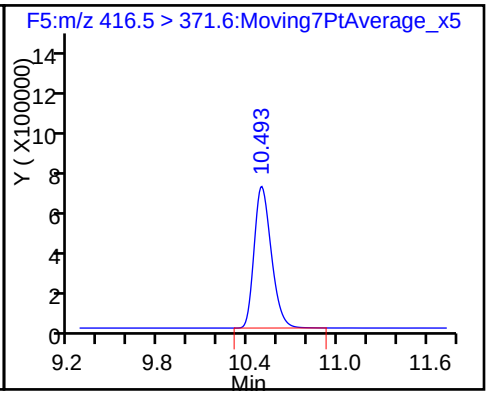

13 Perfluorooctanoic acid (M)

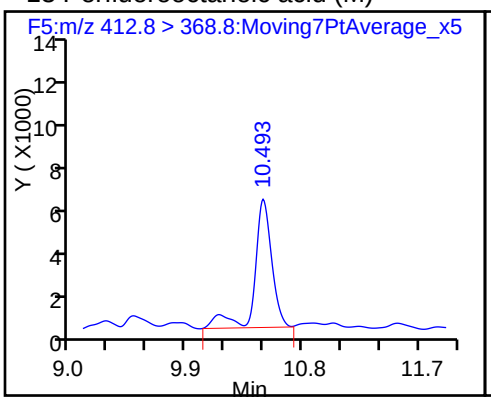

13 Perfluorooctanoic acid (M)

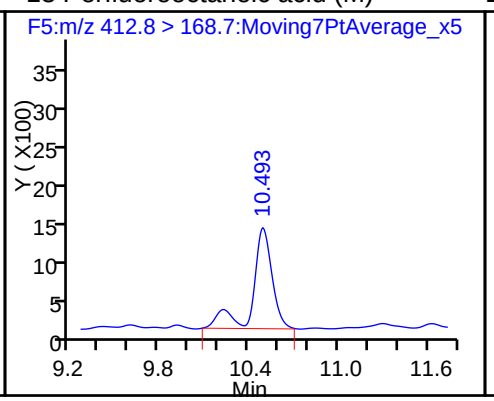

D 16 13C4 PFOS

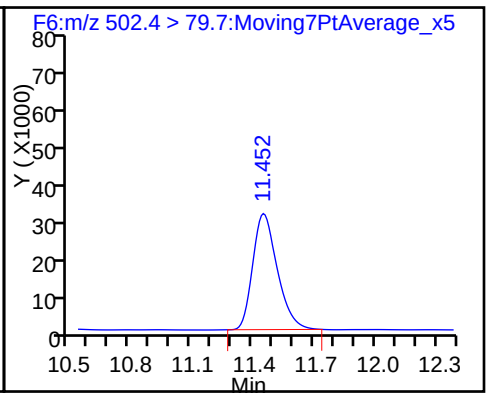

15 Perfluorooctane sulfonic acid (M)

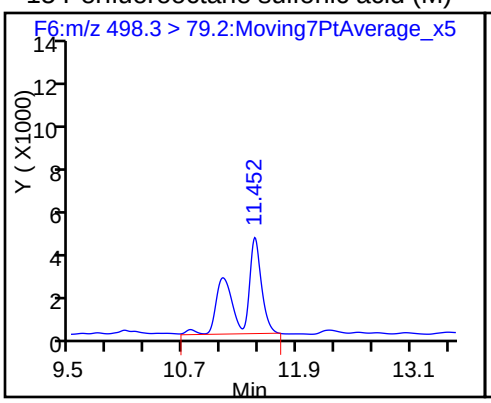

15 Perfluorooctane sulfonic acid (M)

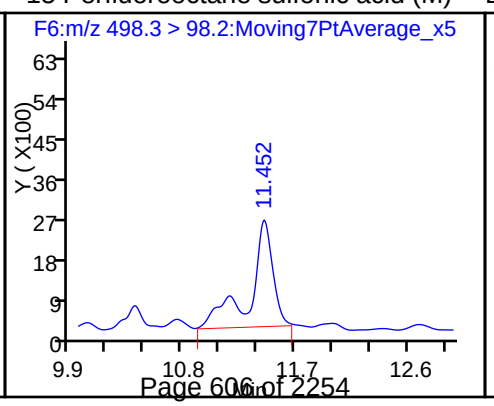

D 17 13C5 PFNA

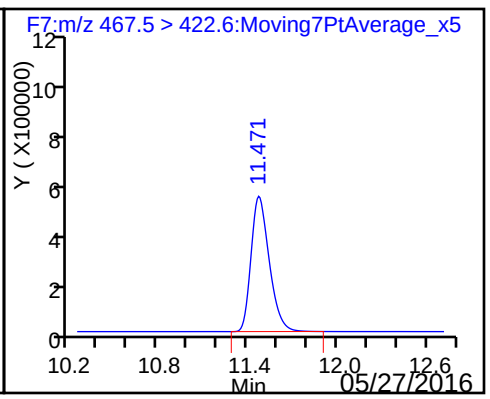

18 Perfluorononanoic acid (ND)

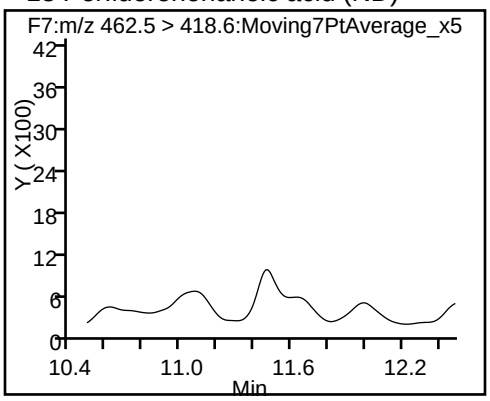

Manual Integration/User Assign Peak Report

TestAmerica Sacramento

Data File:	\\ChromNA\Sacramento\ChromData\A4\20160525-31065.b\25MAY2016B4A_048.d				
Injection Date:	26-May-2016 08:05:18	Instrument ID:	A4		
Lims ID:	320-18794-A-6-A	Lab Sample ID:	320-18794-6		
Client ID:	OF-RW78D-0516				
Operator ID:	JRB	ALS Bottle#:	28	Worklist Smp#:	48
Injection Vol:	15.0 ul	Dil. Factor:	1.0000		
Method:	PFAC_A4	Limit Group:	LC PFC_DOD ICAL		
Column:		Detector	F5:MRM		

13 Perfluorooctanoic acid, CAS: 335-67-1

Signal: 1

Processing Integration Results

RT: 10.49
Area: 47312
Amount: 0.860830
Amount Units: ng/ml

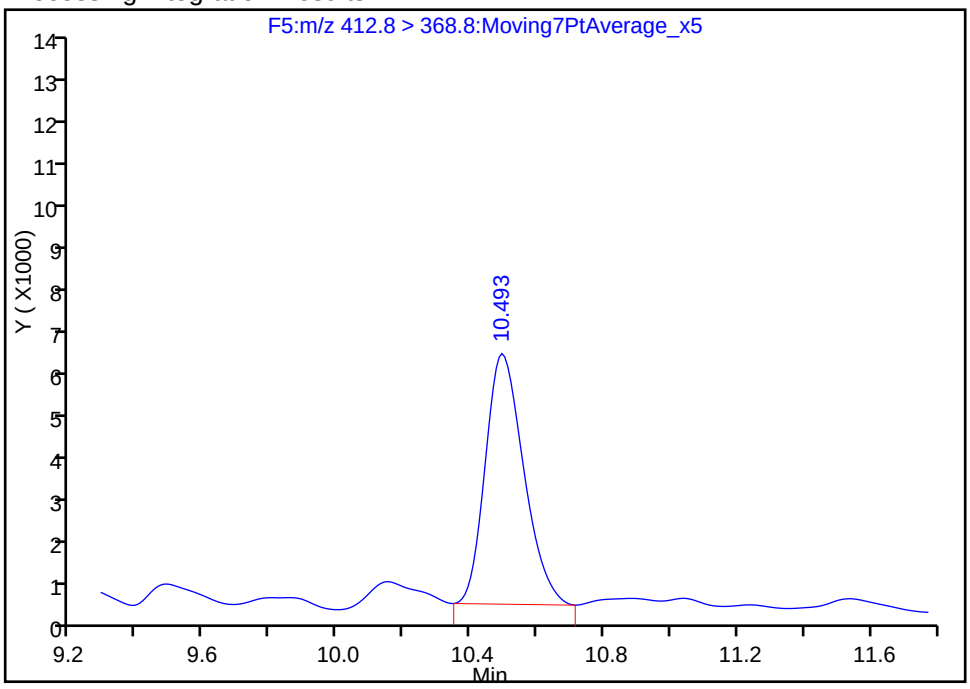

Manual Integration Results

RT: 10.49
Area: 55512
Amount: 1.022352
Amount Units: ng/ml

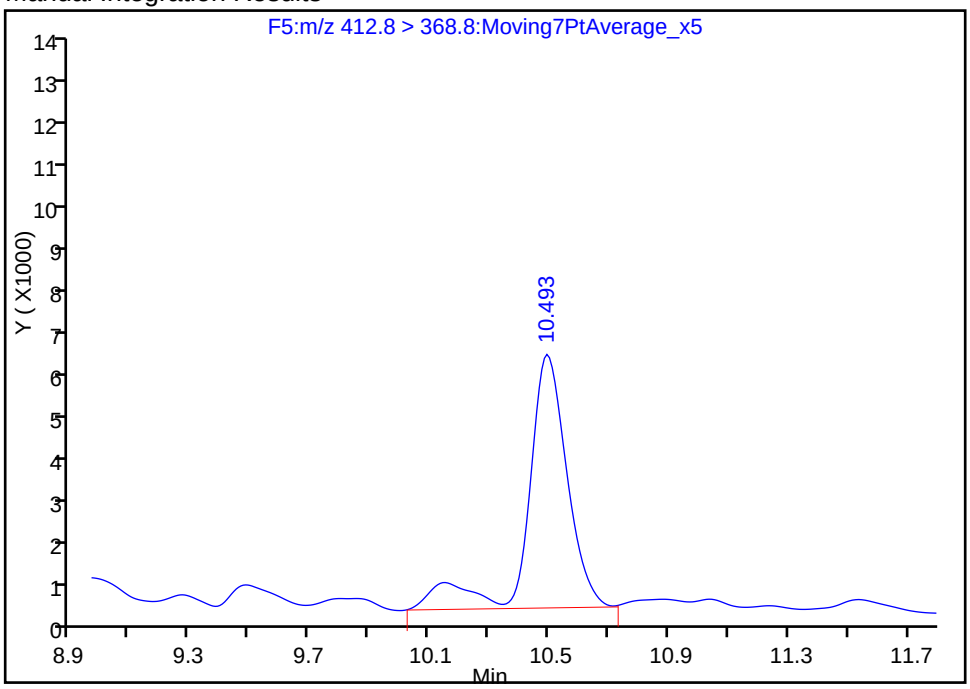

Reviewer: barnettj, 26-May-2016 15:56:54

Audit Action: Manually Integrated Audit Reason: Isomers

Manual Integration/User Assign Peak Report

TestAmerica Sacramento

Data File:	\\ChromNA\Sacramento\ChromData\A4\20160525-31065.b\25MAY2016B4A_048.d				
Injection Date:	26-May-2016 08:05:18	Instrument ID:	A4		
Lims ID:	320-18794-A-6-A	Lab Sample ID:	320-18794-6		
Client ID:	OF-RW78D-0516				
Operator ID:	JRB	ALS Bottle#:	28	Worklist Smp#:	48
Injection Vol:	15.0 ul	Dil. Factor:	1.0000		
Method:	PFAC_A4	Limit Group:	LC PFC_DOD ICAL		
Column:		Detector	F5:MRM		

13 Perfluorooctanoic acid, CAS: 335-67-1

Signal: 2

Processing Integration Results

RT: 10.49
Area: 9372
Amount: 0.860830
Amount Units: ng/ml

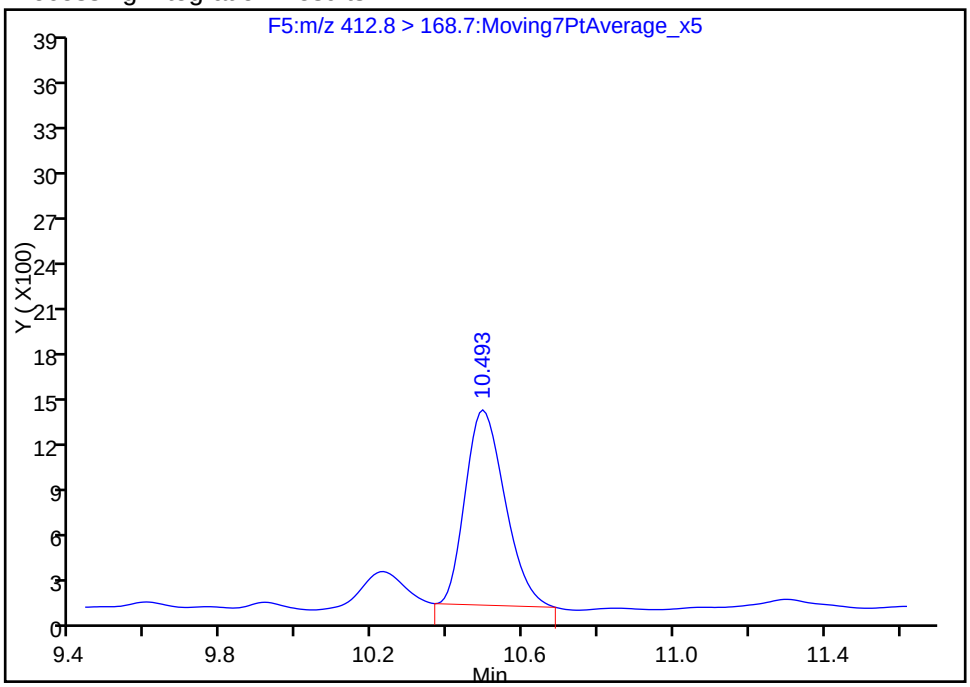

Manual Integration Results

RT: 10.49
Area: 11881
Amount: 1.022352
Amount Units: ng/ml

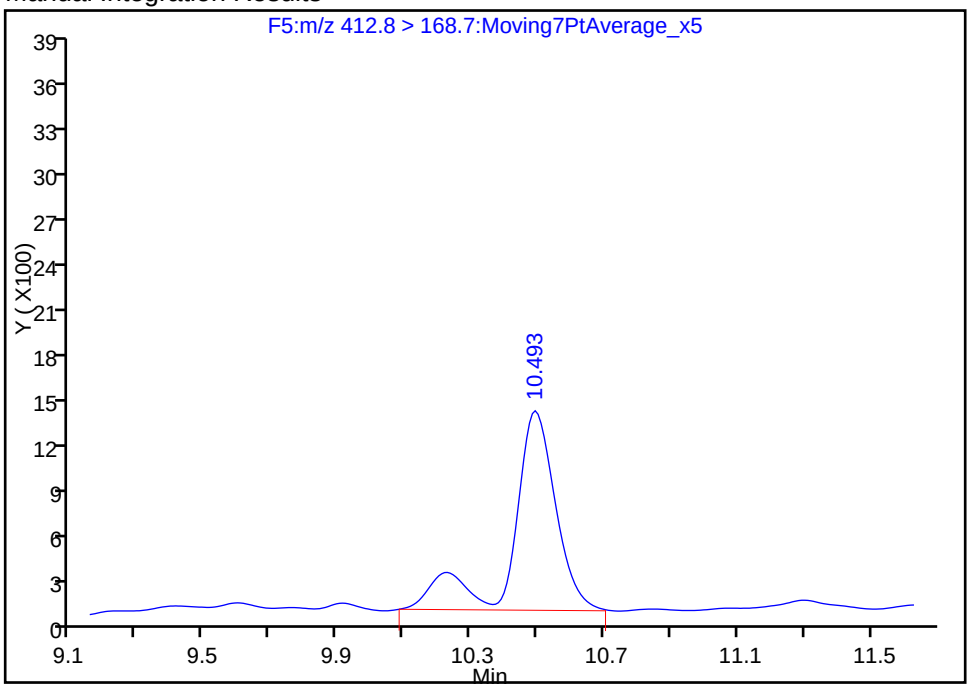

Reviewer: barnettj, 26-May-2016 15:56:54

Audit Action: Manually Integrated Audit Reason: Isomers

FORM I
LCMS ORGANICS ANALYSIS DATA SHEET

Lab Name: TestAmerica Sacramento Job No.: 320-18794-1

SDG No.:

Client Sample ID: OF-FB77-0516 RA Lab Sample ID: 320-18794-7 RA

Matrix: Water Lab File ID: 24MAY2016A6A_049.d

Analysis Method: WS-LC-0025 Date Collected: 05/10/2016 14:45

Extraction Method: 3535 Date Extracted: 05/12/2016 10:01

Sample wt/vol: 512.9(mL) Date Analyzed: 05/25/2016 09:04

Con. Extract Vol.: 1.0(mL) Dilution Factor: 1

Injection Volume: 15(uL) GC Column: Acquity ID: 2.1(mm)

% Moisture: GPC Cleanup:(Y/N) N

Analysis Batch No.: 111182 Units: ug/L

CAS NO.	COMPOUND NAME	RESULT	Q	LOQ	LOD	DL
1763-23-1	Perfluorooctanesulfonic acid (PFOS)	0.0029	U	0.0039	0.0029	0.0012

CAS NO.	ISOTOPE DILUTION	%REC	Q	LIMITS
STL00991	13C4 PFOS	135		25-150

TestAmerica Sacramento
Target Compound Quantitation Report

Data File: \\ChromNA\Sacramento\ChromData\A6\20160524-31021.b\24MAY2016A6A_049.d
Lims ID: 320-18794-A-7-A
Client ID: OF-FB77-0516
Sample Type: Client
Inject. Date: 25-May-2016 09:04:20 ALS Bottle#: 29 Worklist Smp#: 49
Injection Vol: 15.0 ul Dil. Factor: 1.0000
Sample Info: 320-18794-A-7-A
Misc. Info.: Acquity BEH 1.7um, 3X150mm T=50*C
Operator ID: JRB Instrument ID: A6

Method: \\ChromNA\Sacramento\ChromData\A6\20160524-31021.b\PFAC_A6.m
Limit Group: LC PFC_DOD ICAL
Last Update: 26-May-2016 16:14:19 Calib Date: 24-May-2016 19:14:42
Integrator: Picker
Quant Method: Isotopic Dilution Quant By: Initial Calibration
Last ICal File: \\ChromNA\Sacramento\ChromData\A6\20160524-31021.b\24MAY2016A6A_010.d

Column 1 : Acquity BEH C18 (2.10 mm) Det: F1:MRM
Process Host: XAWRK003

Signal	RT	EXP RT	DLT RT	REL RT	Response	Amount ng/ml	Ratio(Limits)	%Rec	S/N	Flags
D 8 13C4-PFHpA										
367.0 > 322.0	9.440	9.459	-0.019		193476	53.6		107	16995	
D 11 18O2 PFHxS										
403.0 > 84.0	9.481	9.494	-0.013		323946	58.6		124	27988	
41 Perfluorohexanesulfonic acid										
399.0 > 80.0	9.487	9.495	-0.008	1.000	709	0.2355				
D 12 13C4 PFOA										
417.0 > 372.0	10.559	10.577	-0.018		223714	61.7		123	14550	
15 Perfluorooctane sulfonic acid										
499.0 > 80.0	11.510	11.524	-0.014	1.000	4258	0.3415			42.0	
499.0 > 99.0	11.510	11.524	-0.014	1.000	3366		1.27(0.00-0.00)		280	
D 16 13C4 PFOS										
503.0 > 80.0	11.510	11.524	-0.014		639883	64.3		135	48165	
D 17 13C5 PFNA										
468.0 > 423.0	11.528	11.551	-0.023		261639	76.1		152	19202	

Report Date: 26-May-2016 16:16:26 Chrom Revision: 2.2 20-Apr-2016 13:59:46

TestAmerica Sacramento

Data File: \\ChromNA\Sacramento\ChromData\A6\20160524-31021.b\24MAY2016A6A_049.d

Injection Date: 25-May-2016 09:04:20 Instrument ID: A6

Lims ID: 320-18794-A-7-A Lab Sample ID: 320-18794-7

Client ID: OF-FB77-0516

Operator ID: JRB ALS Bottle#: 29 Worklist Smp#: 49

Injection Vol: 15.0 ul Dil. Factor: 1.0000

Method: PFAC_A6 Limit Group: LC PFC_DOD ICAL

40 Perfluorobutanesulfonic acid (ND)

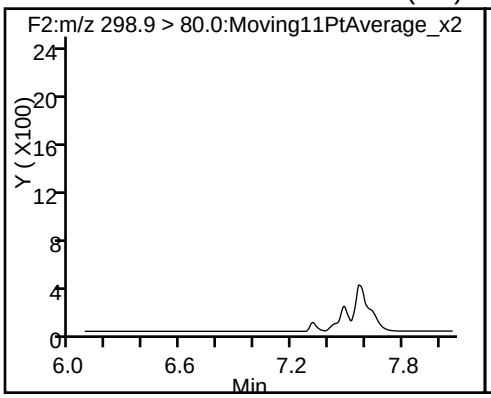

D 8 13C4-PFHpA

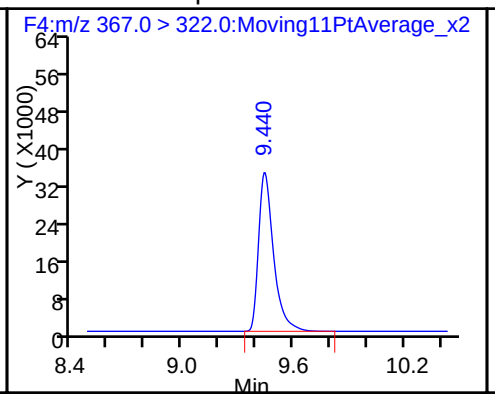

9 Perfluoroheptanoic acid (ND)

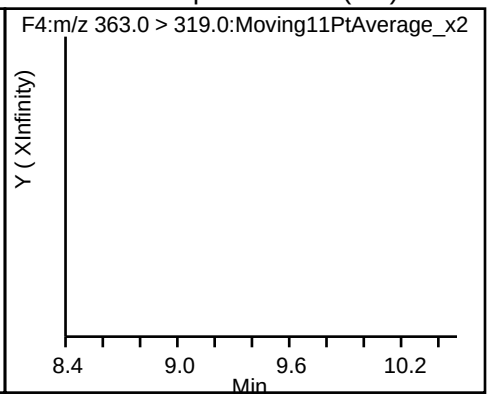

D 11 18O2 PFHxS

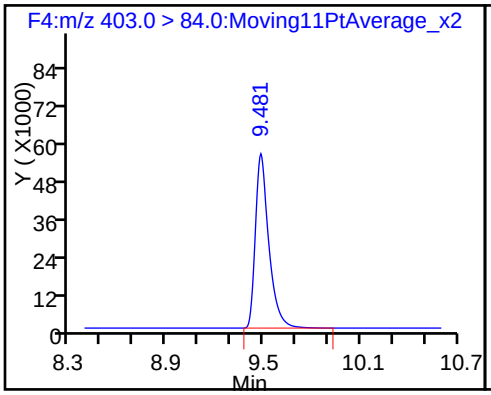

41 Perfluorohexanesulfonic acid

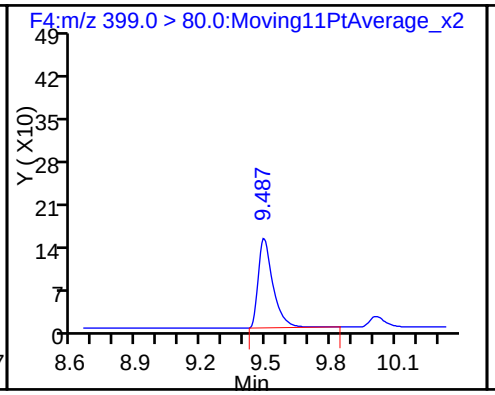

13 Perfluorooctanoic acid (ND)

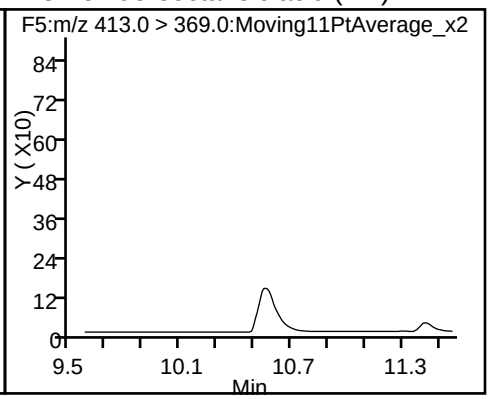

13 Perfluorooctanoic acid (ND)

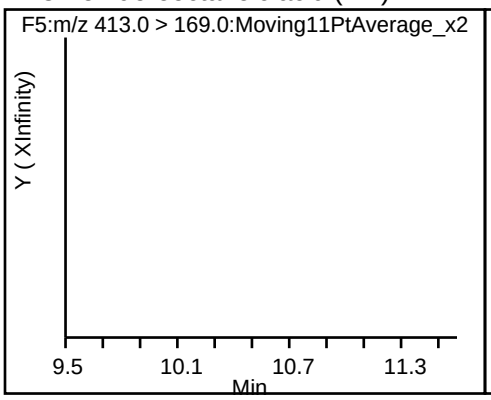

D 12 13C4 PFOA

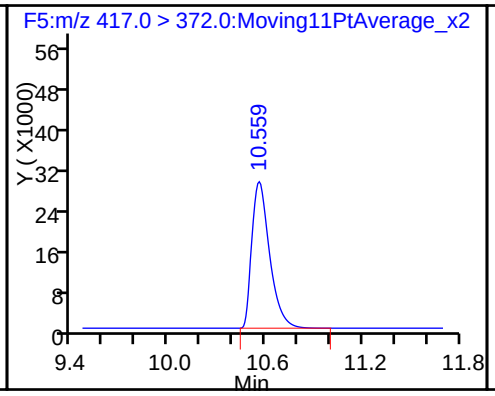

15 Perfluorooctane sulfonic acid

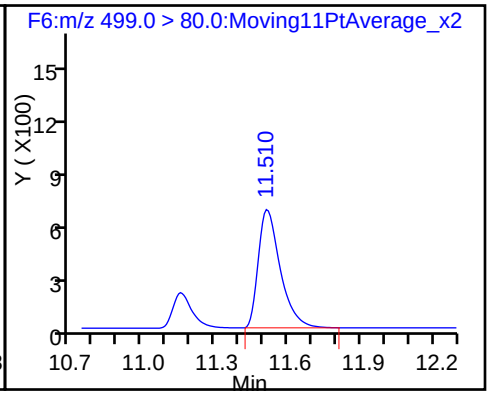

15 Perfluorooctane sulfonic acid

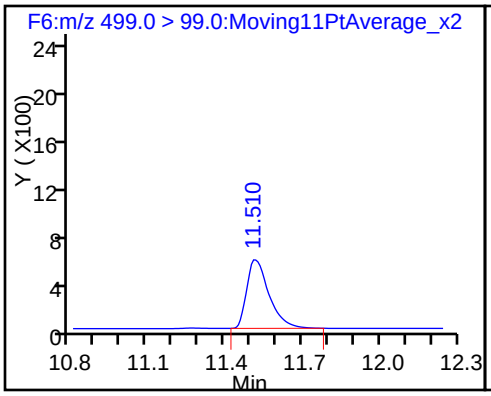

D 16 13C4 PFOS

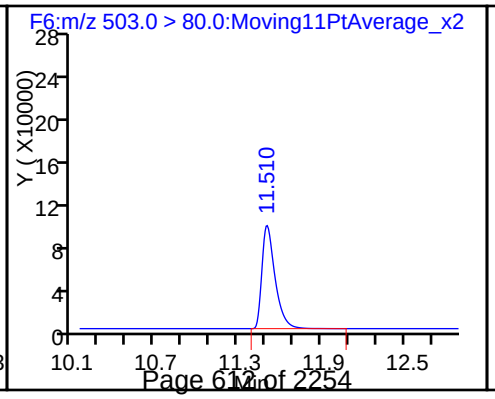

18 Perfluorononanoic acid (ND)

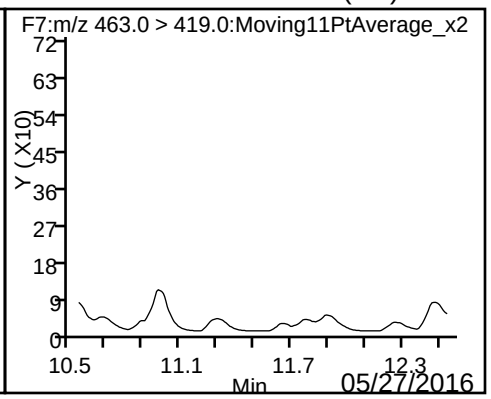

D 17 13C5 PFNA

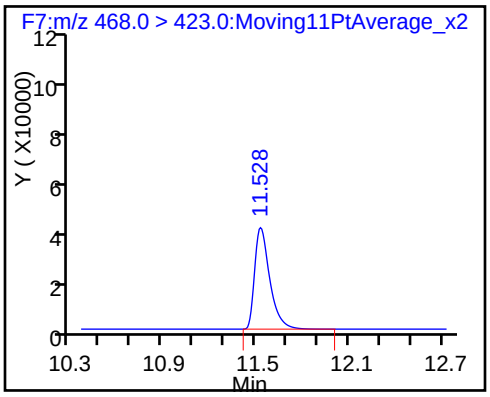

FORM I
LCMS ORGANICS ANALYSIS DATA SHEET

Lab Name: TestAmerica Sacramento | Job No.: 320-18794-1

SDG No.:

Client Sample ID: OF-FB77-0516 | Lab Sample ID: 320-18794-7

Matrix: Water | Lab File ID: 25MAY2016B4A_049.d

Analysis Method: WS-LC-0025 | Date Collected: 05/10/2016 14:45

Extraction Method: 3535 | Date Extracted: 05/12/2016 10:01

Sample wt/vol: 512.9(mL) | Date Analyzed: 05/26/2016 08:26

Con. Extract Vol.: 1.0(mL) | Dilution Factor: 1

Injection Volume: 15(uL) | GC Column: Acquity ID: 2.1(mm)

% Moisture: | GPC Cleanup:(Y/N) N

Analysis Batch No.: 111390 | Units: ug/L

CAS NO.	COMPOUND NAME	RESULT	Q	LOQ	LOD	DL
375-85-9	Perfluoroheptanoic acid (PFHpA)	0.0019	U	0.0024	0.0019	0.00078
335-67-1	Perfluorooctanoic acid (PFOA)	0.0019	U M	0.0024	0.0019	0.00073
375-95-1	Perfluorononanoic acid (PFNA)	0.0019	U	0.0024	0.0019	0.00064
375-73-5	Perfluorobutanesulfonic acid (PFBS)	0.0019	U	0.0024	0.0019	0.00089
355-46-4	Perfluorohexanesulfonic acid (PFHxS)	0.0019	U	0.0024	0.0019	0.00085

CAS NO.	ISOTOPE DILUTION	%REC	Q	LIMITS
STL00994	18O2 PFHxS	144		25-150
STL00995	13C5 PFNA	144		25-150
STL00990	13C4 PFOA	141		25-150
STL01892	13C4-PFHpA	142		25-150

TestAmerica Sacramento
Target Compound Quantitation Report

Data File: \\ChromNA\Sacramento\ChromData\A4\20160525-31065.b\25MAY2016B4A_049.d
Lims ID: 320-18794-A-7-A
Client ID: OF-FB77-0516
Sample Type: Client
Inject. Date: 26-May-2016 08:26:28 ALS Bottle#: 29 Worklist Smp#: 49
Injection Vol: 15.0 ul Dil. Factor: 1.0000
Sample Info: 320-18794-a-7-a
Misc. Info.: Acquity BEH C18,1.7u, 3X150mm,T=35C
Operator ID: JRB Instrument ID: A4

Method: \\ChromNA\Sacramento\ChromData\A4\20160525-31065.b\PFAC_A4.m
Limit Group: LC PFC_DOD ICAL
Last Update: 26-May-2016 15:59:04 Calib Date: 25-May-2016 19:01:43
Integrator: Picker
Quant Method: Isotopic Dilution Quant By: Initial Calibration
Last ICal File: \\ChromNA\Sacramento\ChromData\A4\20160525-31065.b\25MAY2016B4A_011.d

Column 1 : Det: F1:MRM
Process Host: XAWRK003

First Level Reviewer: barnettj Date: 26-May-2016 15:57:57

Signal	RT	EXP RT	DLT RT	REL RT	Response	Amount ng/ml	Ratio(Limits)	%Rec	S/N	Flags
D 8 13C4-PFHpA										
366.6 > 321.6	9.372	9.387	-0.015		6064840	70.9		142	10531	
58 Perfluorohexanesulfonic acid										
398.3 > 79.2	9.404	9.421	-0.017	1.000	13619	0.1869				
D 11 18O2 PFHxS										
402.5 > 83.6	9.404	9.422	-0.018		2017076	68.0		144	5950	
D 12 13C4 PFOA										
416.5 > 371.6	10.493	10.503	-0.010		6306547	70.7		141	10206	
13 Perfluorooctanoic acid										M
412.8 > 368.8	10.476	10.504	-0.028	1.000	24378	0.3563			44.5	M
412.8 > 168.7	10.493	10.504	-0.011	1.002	7146		3.41(0.00-0.00)		35.0	M
D 16 13C4 PFOS										
502.4 > 79.7	11.452	11.465	-0.013		293079	43.4		90.9	1224	
15 Perfluorooctane sulfonic acid										M
498.3 > 79.2	11.461	11.466	-0.005	1.000	55326	1.31			139	M
498.3 > 98.2	11.452	11.466	-0.014	0.999	27380		2.02(0.00-0.00)		56.2	M
D 17 13C5 PFNA										
467.5 > 422.6	11.471	11.484	-0.013		5642376	71.9		144	10729	

QC Flag Legend

Review Flags
M - Manually Integrated

Report Date: 26-May-2016 15:59:36 Chrom Revision: 2.2 20-Apr-2016 13:59:46

TestAmerica Sacramento

Data File: \\ChromNA\Sacramento\ChromData\A4\20160525-31065.b\25MAY2016B4A_049.d

Injection Date: 26-May-2016 08:26:28 Instrument ID: A4

Lims ID: 320-18794-A-7-A Lab Sample ID: 320-18794-7

Client ID: OF-FB77-0516

Operator ID: JRB ALS Bottle#: 29 Worklist Smp#: 49

Injection Vol: 15.0 ul Dil. Factor: 1.0000

Method: PFAC_A4 Limit Group: LC PFC_DOD ICAL

51 Perfluorobutanesulfonic acid (ND)

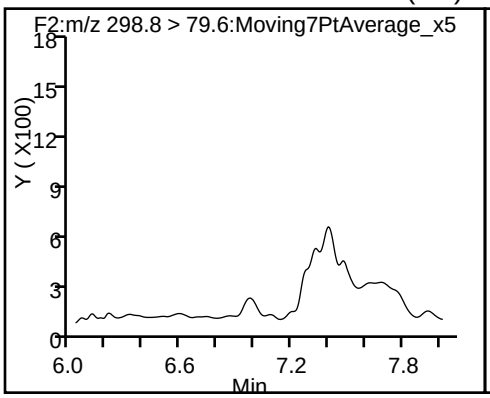

D 8 13C4-PFHpA

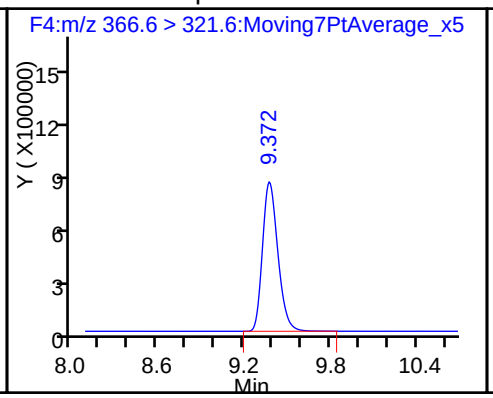

9 Perfluoroheptanoic acid (ND)

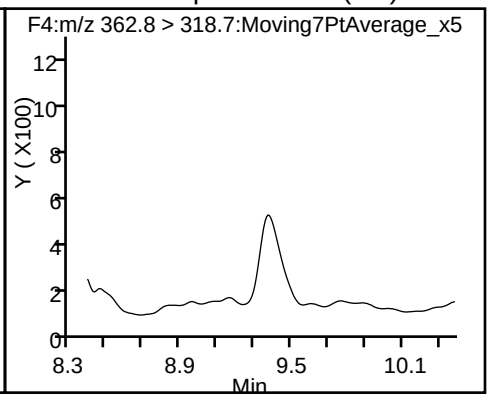

58 Perfluorohexanesulfonic acid

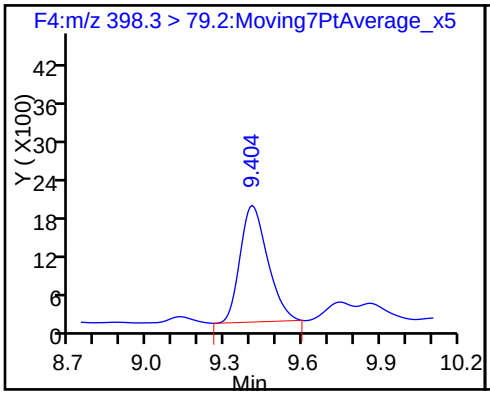

D 11 18O2 PFHxS

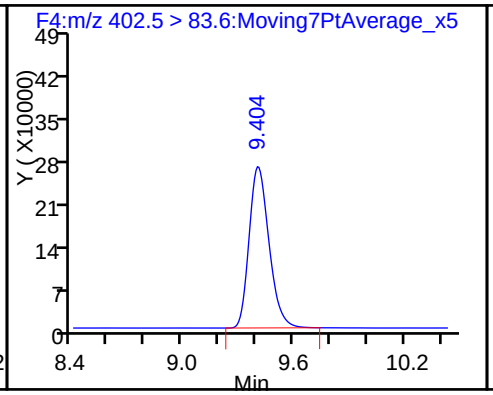

D 12 13C4 PFOA

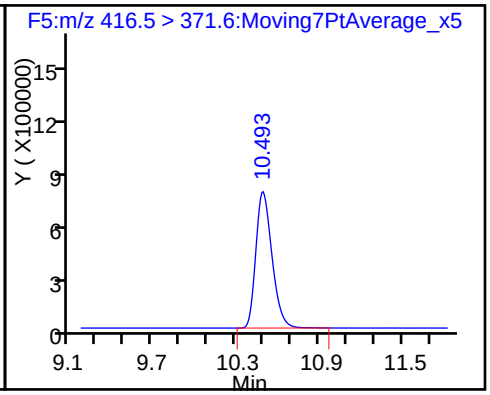

13 Perfluorooctanoic acid (M)

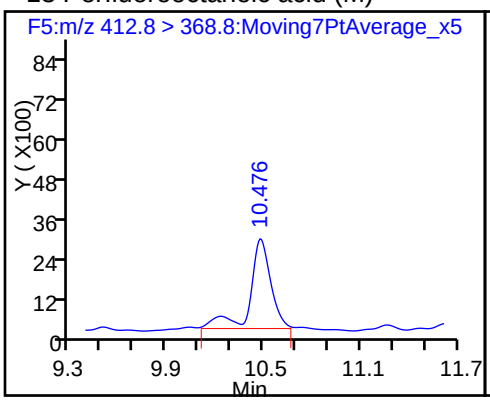

13 Perfluorooctanoic acid (M)

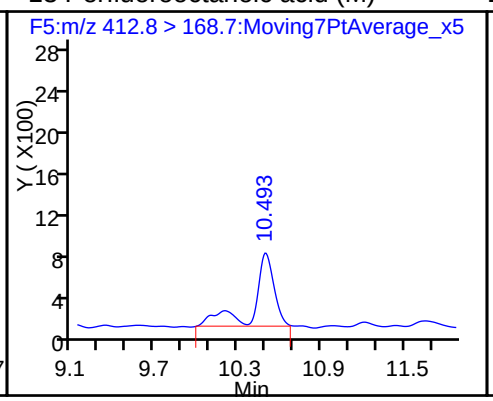

D 16 13C4 PFOS

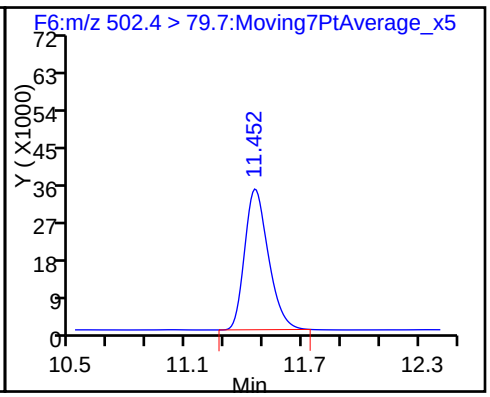

15 Perfluorooctane sulfonic acid (M)

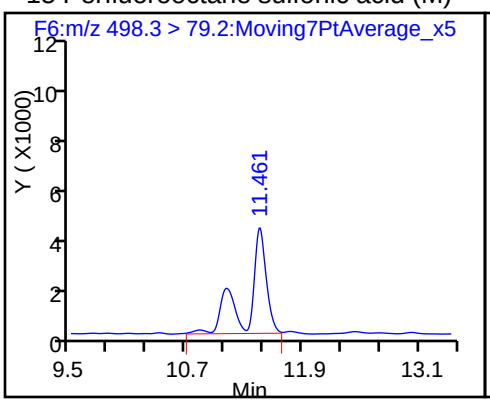

15 Perfluorooctane sulfonic acid (M)

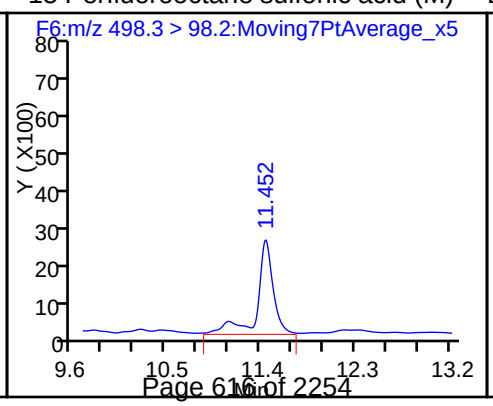

D 17 13C5 PFNA

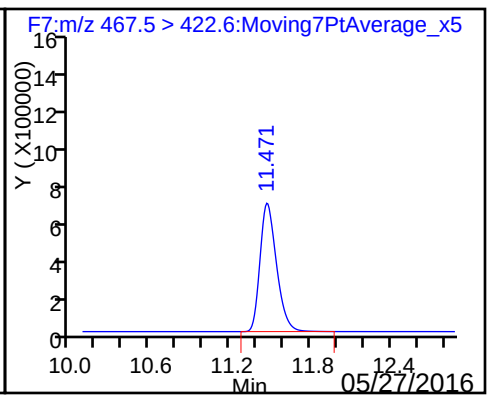

18 Perfluorononanoic acid (ND)

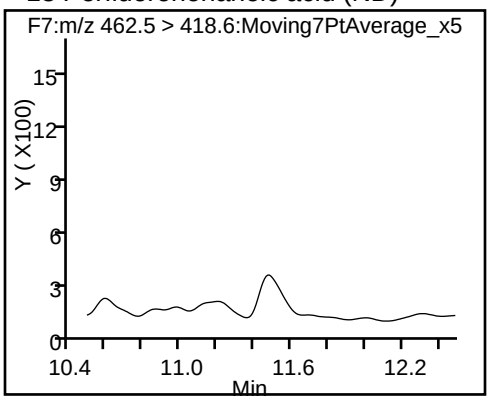

Manual Integration/User Assign Peak Report

TestAmerica Sacramento

Data File:	\\ChromNA\Sacramento\ChromData\A4\20160525-31065.b\25MAY2016B4A_049.d				
Injection Date:	26-May-2016 08:26:28	Instrument ID:	A4		
Lims ID:	320-18794-A-7-A	Lab Sample ID:	320-18794-7		
Client ID:	OF-FB77-0516				
Operator ID:	JRB	ALS Bottle#:	29	Worklist Smp#:	49
Injection Vol:	15.0 ul	Dil. Factor:	1.0000		
Method:	PFAC_A4	Limit Group:	LC PFC_DOD ICAL		
Column:		Detector	F5:MRM		

13 Perfluorooctanoic acid, CAS: 335-67-1

Signal: 1

Processing Integration Results

RT: 10.48
Area: 19272
Amount: 0.266766
Amount Units: ng/ml

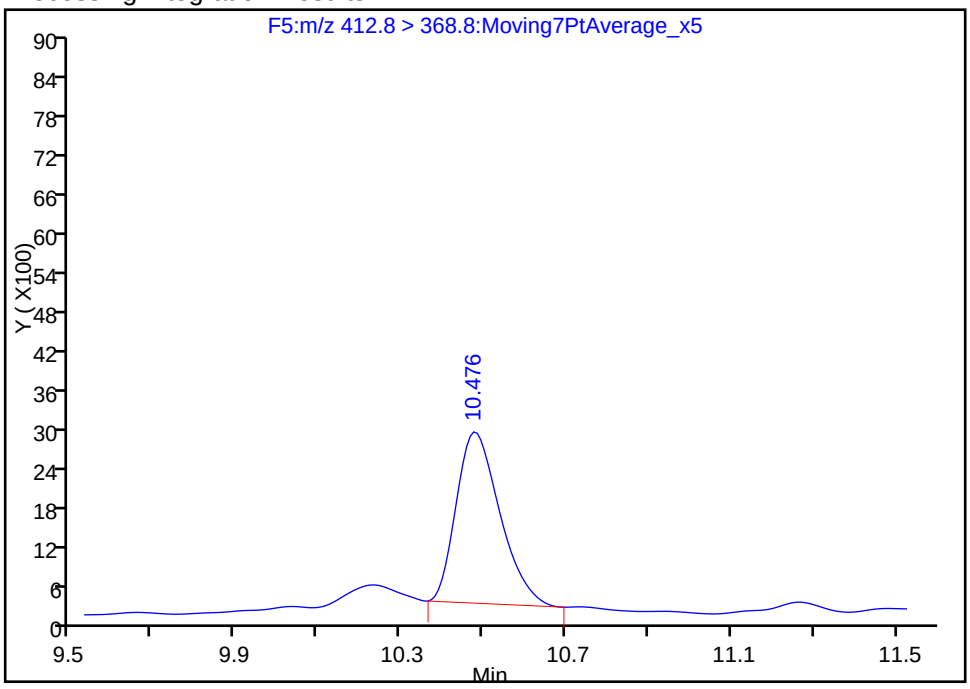

Manual Integration Results

RT: 10.48
Area: 24378
Amount: 0.356285
Amount Units: ng/ml

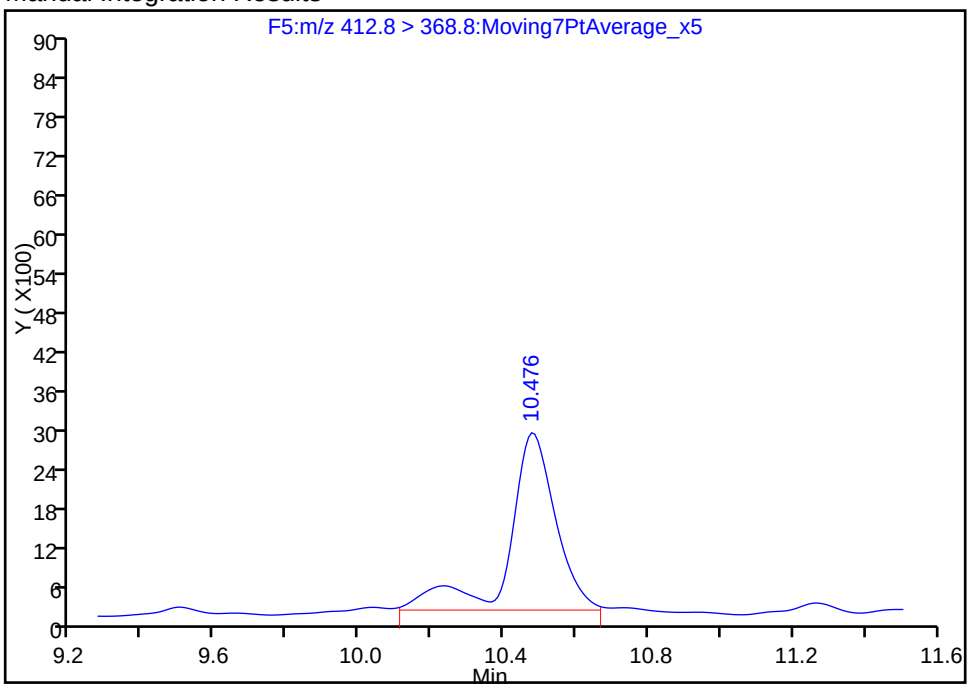

Reviewer: barnettj, 26-May-2016 15:57:57

Audit Action: Manually Integrated Audit Reason: Isomers

Manual Integration/User Assign Peak Report

TestAmerica Sacramento

Data File: \\ChromNA\Sacramento\ChromData\A4\20160525-31065.b\25MAY2016B4A_049.d

Injection Date:	26-May-2016 08:26:28	Instrument ID:	A4		
Lims ID:	320-18794-A-7-A	Lab Sample ID:	320-18794-7		
Client ID:	OF-FB77-0516				
Operator ID:	JRB	ALS Bottle#:	29	Worklist Smp#:	49
Injection Vol:	15.0 ul	Dil. Factor:	1.0000		
Method:	PFAC_A4	Limit Group:	LC PFC_DOD ICAL		
Column:		Detector	F5:MRM		

13 Perfluorooctanoic acid, CAS: 335-67-1

Signal: 2

Processing Integration Results

RT: 10.49
Area: 5083
Amount: 0.266766
Amount Units: ng/ml

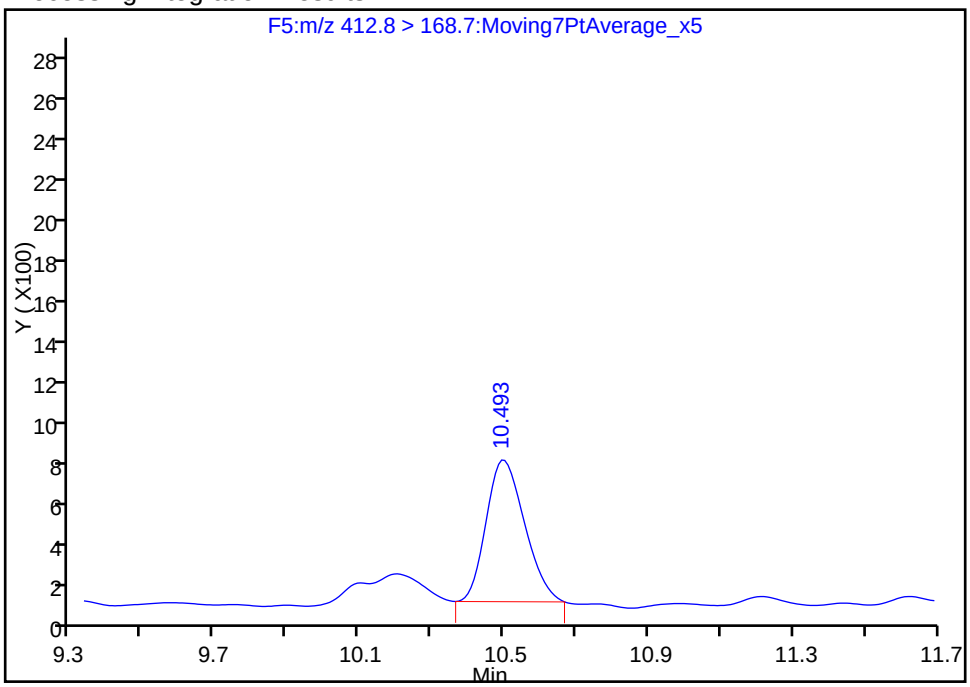

Manual Integration Results

RT: 10.49
Area: 7146
Amount: 0.356285
Amount Units: ng/ml

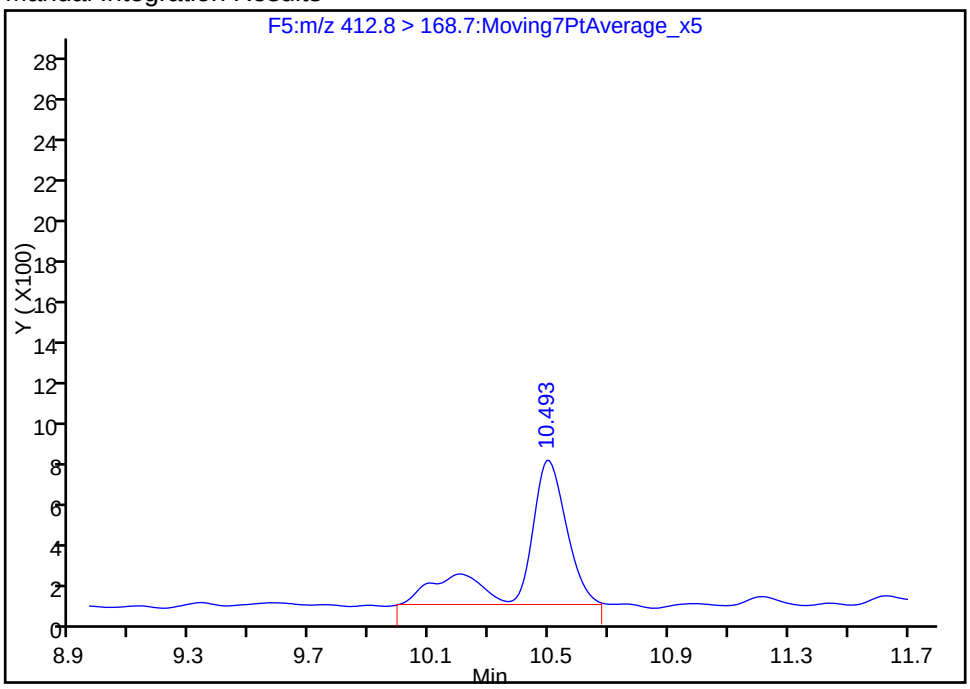

Reviewer: barnettj, 26-May-2016 15:57:57

Audit Action: Manually Integrated Audit Reason: Isomers

FORM I
LCMS ORGANICS ANALYSIS DATA SHEET

Lab Name: TestAmerica Sacramento Job No.: 320-18794-1

SDG No.:

Client Sample ID: OF-RW77-0516 RA Lab Sample ID: 320-18794-8 RA

Matrix: Water Lab File ID: 24MAY2016A6A_050.d

Analysis Method: WS-LC-0025 Date Collected: 05/10/2016 14:54

Extraction Method: 3535 Date Extracted: 05/12/2016 10:01

Sample wt/vol: 545.2(mL) Date Analyzed: 05/25/2016 09:25

Con. Extract Vol.: 1.0(mL) Dilution Factor: 1

Injection Volume: 15(uL) GC Column: Acquity ID: 2.1(mm)

% Moisture: GPC Cleanup:(Y/N) N

Analysis Batch No.: 111182 Units: ug/L

CAS NO.	COMPOUND NAME	RESULT	Q	LOQ	LOD	DL
1763-23-1	Perfluorooctanesulfonic acid (PFOS)	0.0028	U	0.0037	0.0028	0.0012

CAS NO.	ISOTOPE DILUTION	%REC	Q	LIMITS
STL00991	13C4 PFOS	148		25-150

TestAmerica Sacramento
Target Compound Quantitation Report

Data File: \\ChromNA\Sacramento\ChromData\A6\20160524-31021.b\24MAY2016A6A_050.d
Lims ID: 320-18794-A-8-A
Client ID: OF-RW77-0516
Sample Type: Client
Inject. Date: 25-May-2016 09:25:36 ALS Bottle#: 30 Worklist Smp#: 50
Injection Vol: 15.0 ul Dil. Factor: 1.0000
Sample Info: 320-18794-A-8-A
Misc. Info.: Acquity BEH 1.7um, 3X150mm T=50*C
Operator ID: JRB Instrument ID: A6

Method: \\ChromNA\Sacramento\ChromData\A6\20160524-31021.b\PFAC_A6.m
Limit Group: LC PFC_DOD ICAL
Last Update: 26-May-2016 16:14:19 Calib Date: 24-May-2016 19:14:42
Integrator: Picker
Quant Method: Isotopic Dilution Quant By: Initial Calibration
Last ICal File: \\ChromNA\Sacramento\ChromData\A6\20160524-31021.b\24MAY2016A6A_010.d

Column 1 : Acquity BEH C18 (2.10 mm) Det: F1:MRM
Process Host: XAWRK003

First Level Reviewer: barnettj Date: 26-May-2016 16:14:56

Signal	RT	EXP RT	DLT RT	REL RT	Response	Amount ng/ml	Ratio(Limits)	%Rec	S/N	Flags
D 8 13C4-PFHpA										
367.0 > 322.0	9.446	9.459	-0.013		210721	58.4		117	19617	
D 11 18O2 PFHxS										
403.0 > 84.0	9.481	9.494	-0.013		381146	69.0		146	22891	
41 Perfluorohexanesulfonic acid										
399.0 > 80.0	9.573	9.495	0.078	1.000	164	0.1512				
D 12 13C4 PFOA										
417.0 > 372.0	10.558	10.577	-0.019		207465	57.2		114	14480	
15 Perfluorooctane sulfonic acid										
499.0 > 80.0	11.501	11.524	-0.023	1.000	4366	0.3174			357	
499.0 > 99.0	11.518	11.524	-0.006	1.001	2799		1.56(0.00-0.00)		99.8	
D 16 13C4 PFOS										
503.0 > 80.0	11.510	11.524	-0.014		705871	70.9		148	27219	
D 17 13C5 PFNA										
468.0 > 423.0	11.528	11.551	-0.023		274707	79.9		160	20879	

Report Date: 26-May-2016 16:16:31 Chrom Revision: 2.2 20-Apr-2016 13:59:46

TestAmerica Sacramento

Data File: \\ChromNA\Sacramento\ChromData\A6\20160524-31021.b\24MAY2016A6A_050.d

Injection Date: 25-May-2016 09:25:36 Instrument ID: A6

Lims ID: 320-18794-A-8-A Lab Sample ID: 320-18794-8

Client ID: OF-RW77-0516

Operator ID: JRB ALS Bottle#: 30 Worklist Smp#: 50

Injection Vol: 15.0 ul Dil. Factor: 1.0000

Method: PFAC_A6 Limit Group: LC PFC_DOD ICAL

40 Perfluorobutanesulfonic acid (ND)

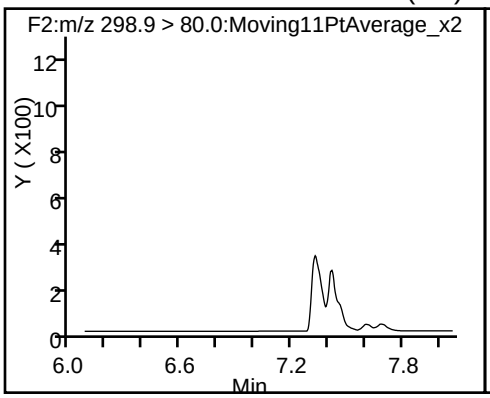

D 8 13C4-PFHpA

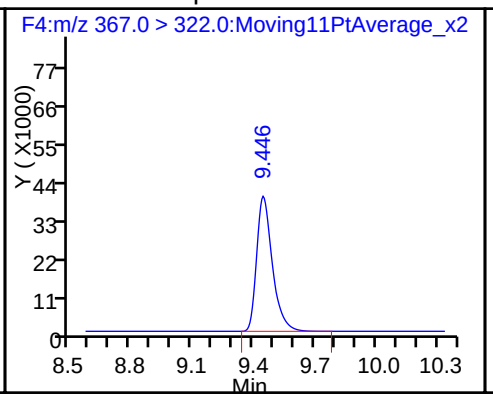

9 Perfluoroheptanoic acid (ND)

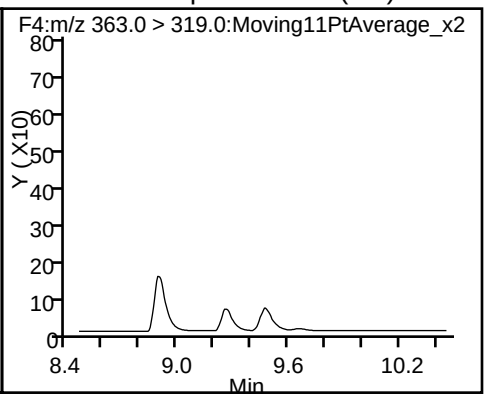

D 11 18O2 PFHxS

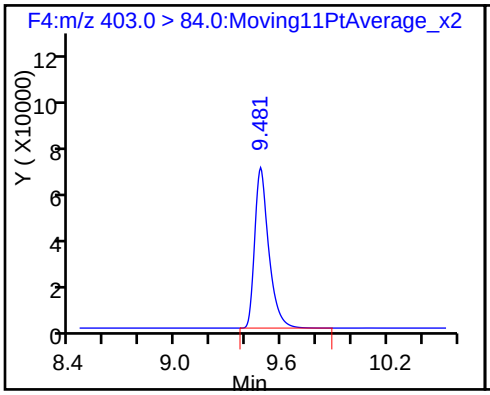

41 Perfluorohexanesulfonic acid

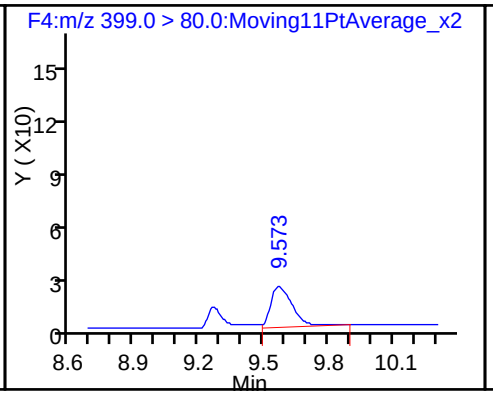

13 Perfluorooctanoic acid (ND)

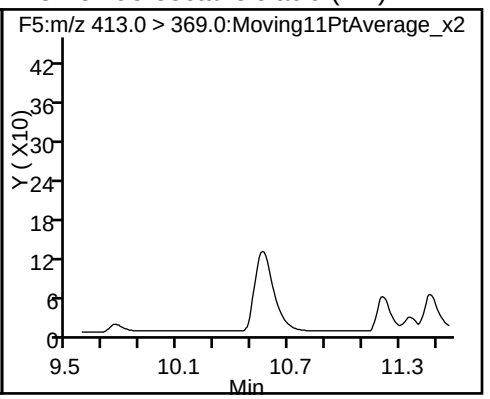

13 Perfluorooctanoic acid (ND)

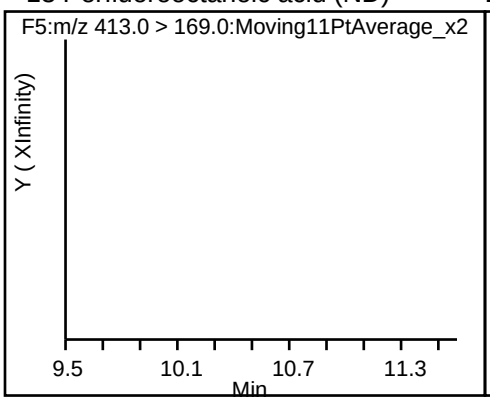

D 12 13C4 PFOA

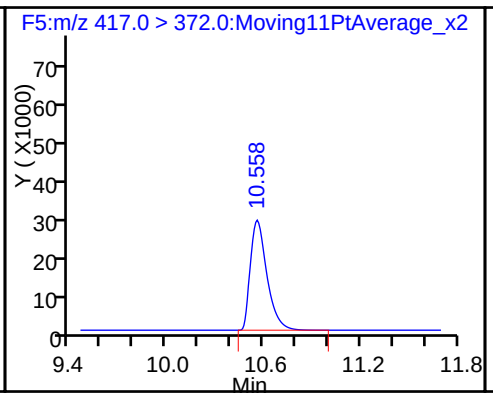

15 Perfluorooctane sulfonic acid

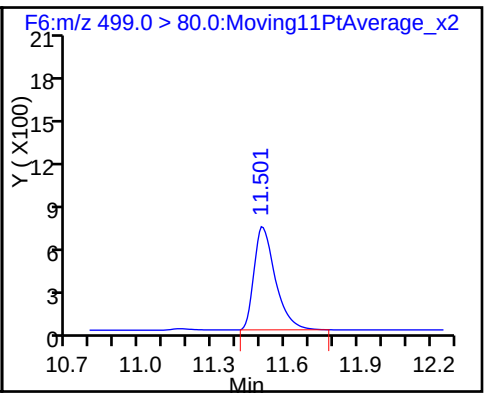

15 Perfluorooctane sulfonic acid

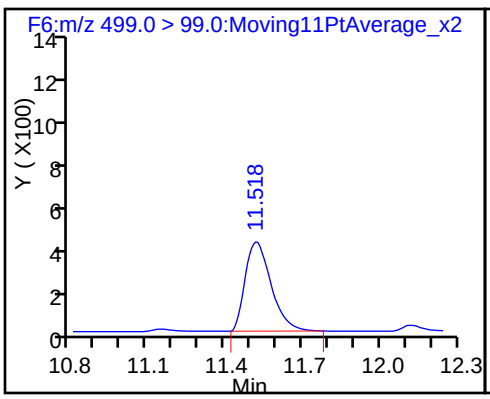

D 16 13C4 PFOS

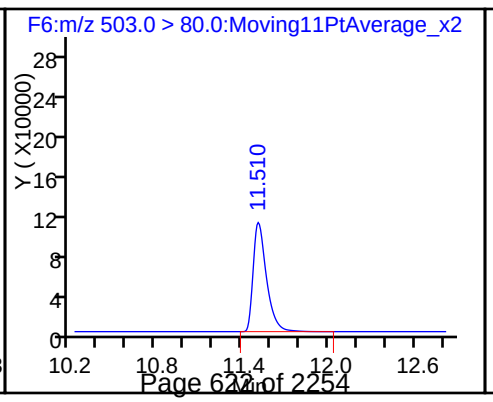

18 Perfluorononanoic acid (ND)

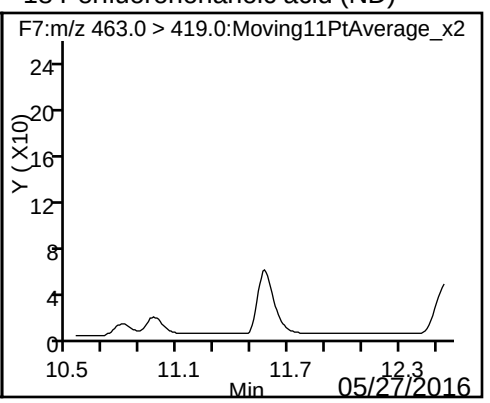

D 17 13C5 PFNA

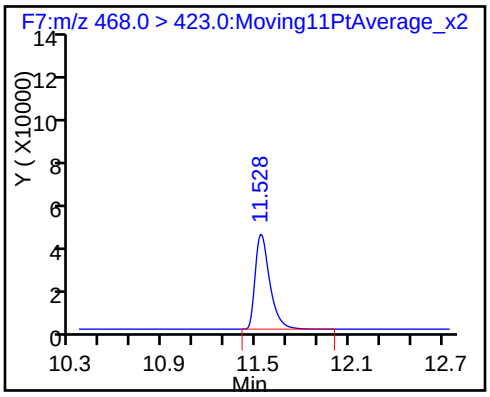

FORM I
LCMS ORGANICS ANALYSIS DATA SHEET

Lab Name: TestAmerica Sacramento | Job No.: 320-18794-1

SDG No.:

Client Sample ID: OF-RW77-0516 | Lab Sample ID: 320-18794-8

Matrix: Water | Lab File ID: 25MAY2016B4A_050.d

Analysis Method: WS-LC-0025 | Date Collected: 05/10/2016 14:54

Extraction Method: 3535 | Date Extracted: 05/12/2016 10:01

Sample wt/vol: 545.2(mL) | Date Analyzed: 05/26/2016 08:47

Con. Extract Vol.: 1.0(mL) | Dilution Factor: 1

Injection Volume: 15(uL) | GC Column: Acquity ID: 2.1(mm)

% Moisture: | GPC Cleanup:(Y/N) N

Analysis Batch No.: 111390 | Units: ug/L

CAS NO.	COMPOUND NAME	RESULT	Q	LOQ	LOD	DL
375-85-9	Perfluoroheptanoic acid (PFHpA)	0.0018	U	0.0023	0.0018	0.00074
335-67-1	Perfluorooctanoic acid (PFOA)	0.0018	U	0.0023	0.0018	0.00069
375-95-1	Perfluorononanoic acid (PFNA)	0.0018	U M	0.0023	0.0018	0.00060
375-73-5	Perfluorobutanesulfonic acid (PFBS)	0.0018	U	0.0023	0.0018	0.00084
355-46-4	Perfluorohexanesulfonic acid (PFHxS)	0.0018	U	0.0023	0.0018	0.00080

CAS NO.	ISOTOPE DILUTION	%REC	Q	LIMITS
STL00994	18O2 PFHxS	134		25-150
STL00995	13C5 PFNA	106		25-150
STL00990	13C4 PFOA	118		25-150
STL01892	13C4-PFHpA	107		25-150

TestAmerica Sacramento
Target Compound Quantitation Report

Data File: \\ChromNA\Sacramento\ChromData\A4\20160525-31065.b\25MAY2016B4A_050.d
Lims ID: 320-18794-A-8-A
Client ID: OF-RW77-0516
Sample Type: Client
Inject. Date: 26-May-2016 08:47:39 ALS Bottle#: 30 Worklist Smp#: 50
Injection Vol: 15.0 ul Dil. Factor: 1.0000
Sample Info: 320-18794-a-8-a
Misc. Info.: Acquity BEH C18,1.7u, 3X150mm,T=35C
Operator ID: JRB Instrument ID: A4

Method: \\ChromNA\Sacramento\ChromData\A4\20160525-31065.b\PFAC_A4.m
Limit Group: LC PFC_DOD ICAL
Last Update: 26-May-2016 15:59:04 Calib Date: 25-May-2016 19:01:43
Integrator: Picker
Quant Method: Isotopic Dilution Quant By: Initial Calibration
Last ICal File: \\ChromNA\Sacramento\ChromData\A4\20160525-31065.b\25MAY2016B4A_011.d

Column 1 : Det: F1:MRM
Process Host: XAWRK003

First Level Reviewer: barnettj Date: 26-May-2016 15:59:04

Signal	RT	EXP RT	DLT RT	REL RT	Response	Amount ng/ml	Ratio(Limits)	%Rec	S/N	Flags
D 8 13C4-PFHpA										
366.6 > 321.6	9.372	9.387	-0.015		4565102	53.4		107	6958	
58 Perfluorohexanesulfonic acid										
398.3 > 79.2	9.404	9.421	-0.017	1.000	18815	0.2772				
D 11 18O2 PFHxS										
402.5 > 83.6	9.404	9.422	-0.018		1878720	63.3		134	3945	
D 12 13C4 PFOA										
416.5 > 371.6	10.493	10.503	-0.010		5245328	58.8		118	8218	
13 Perfluorooctanoic acid										
412.8 > 368.8	10.493	10.504	-0.011	1.000	14660	0.2379			4.9	
412.8 > 168.7	10.476	10.504	-0.028	0.998	7503		1.95(0.00-0.00)		36.7	
D 16 13C4 PFOS										
502.4 > 79.7	11.451	11.465	-0.014		376826	55.8		117	699	
15 Perfluorooctane sulfonic acid										M
498.3 > 79.2	11.451	11.466	-0.015	1.000	45549	1.07			46.6	M
498.3 > 98.2	11.451	11.466	-0.015	1.000	15225		2.99(0.00-0.00)		13.7	
D 17 13C5 PFNA										
467.5 > 422.6	11.471	11.484	-0.013		4171279	53.2		106	6104	
18 Perfluorononanoic acid										M
462.5 > 418.6	11.489	11.486	0.003	1.000	7430	0.0706			3.9	M

QC Flag Legend

Review Flags
M - Manually Integrated

Report Date: 26-May-2016 15:59:37 Chrom Revision: 2.2 20-Apr-2016 13:59:46

TestAmerica Sacramento

Data File: \\ChromNA\Sacramento\ChromData\A4\20160525-31065.b\25MAY2016B4A_050.d

Injection Date: 26-May-2016 08:47:39 Instrument ID: A4

Lims ID: 320-18794-A-8-A Lab Sample ID: 320-18794-8

Client ID: OF-RW77-0516

Operator ID: JRB ALS Bottle#: 30 Worklist Smp#: 50

Injection Vol: 15.0 ul Dil. Factor: 1.0000

Method: PFAC_A4 Limit Group: LC PFC_DOD ICAL

51 Perfluorobutanesulfonic acid (ND)

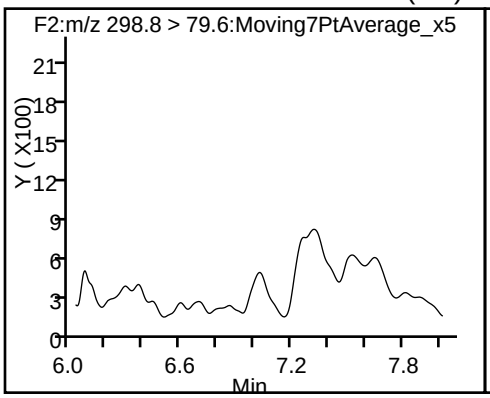

D 8 13C4-PFHpA

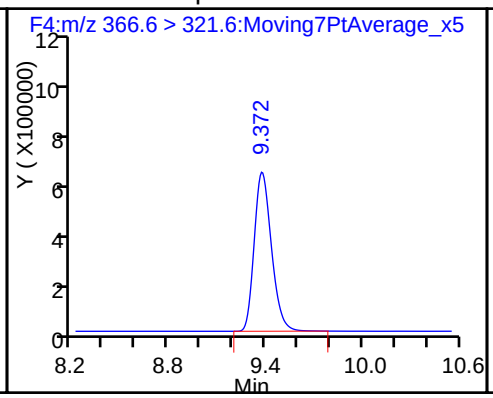

9 Perfluoroheptanoic acid (ND)

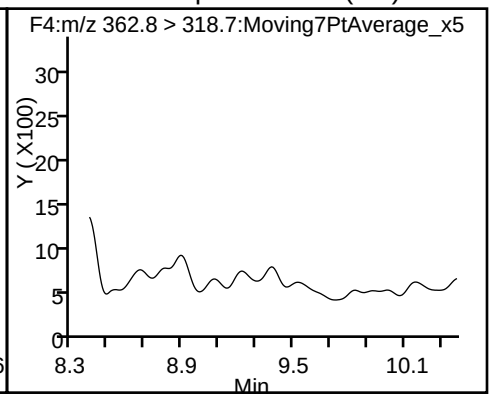

58 Perfluorohexanesulfonic acid

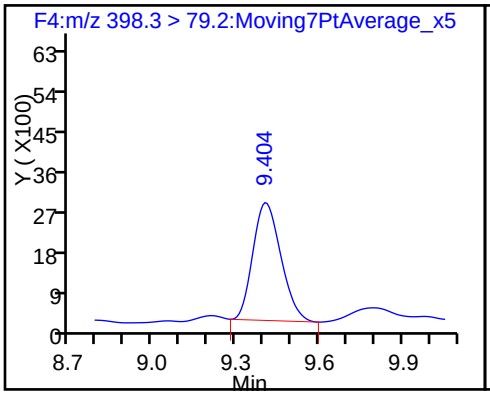

D 11 18O2 PFHxS

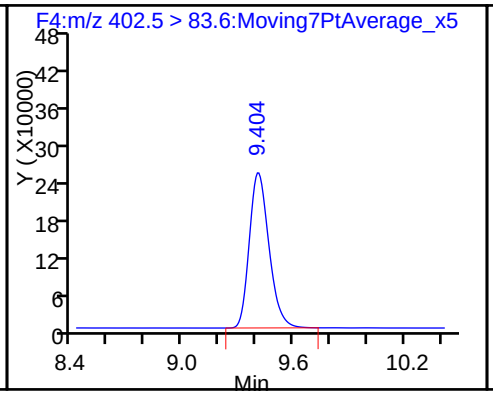

D 12 13C4 PFOA

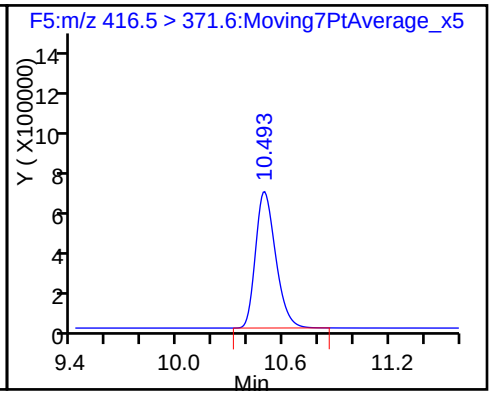

13 Perfluorooctanoic acid

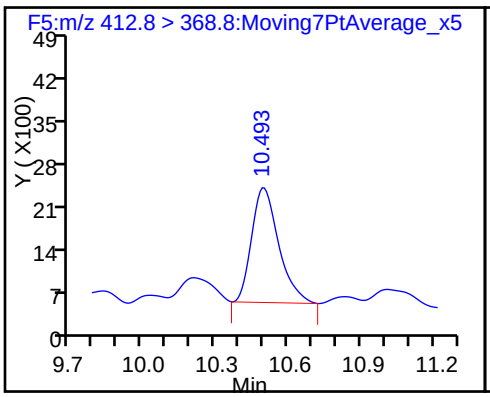

13 Perfluorooctanoic acid

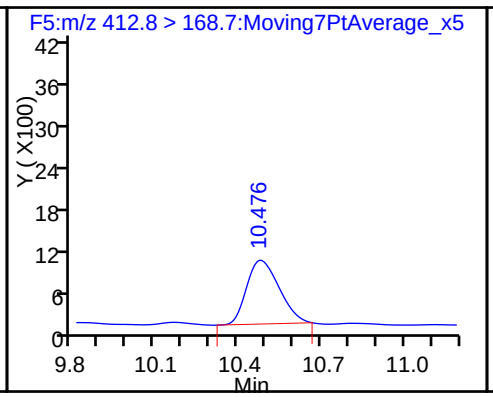

D 16 13C4 PFOS

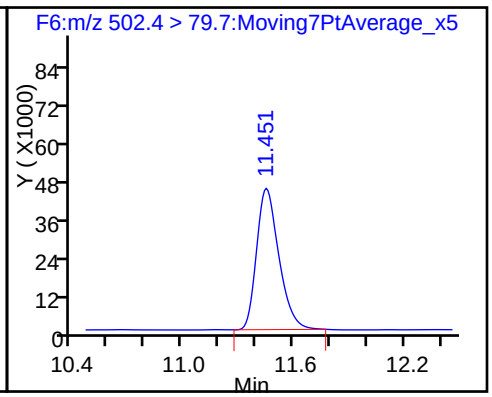

15 Perfluorooctane sulfonic acid (M)

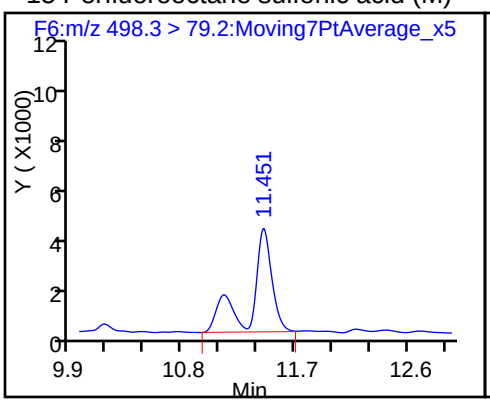

15 Perfluorooctane sulfonic acid

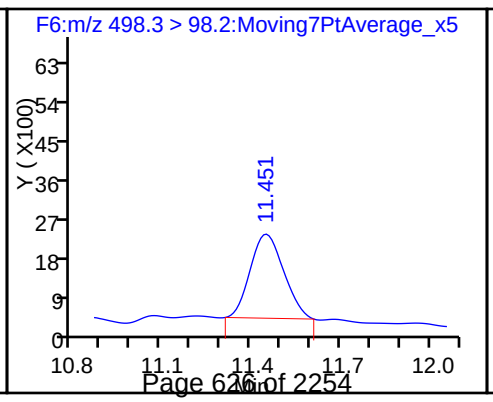

D 17 13C5 PFNA

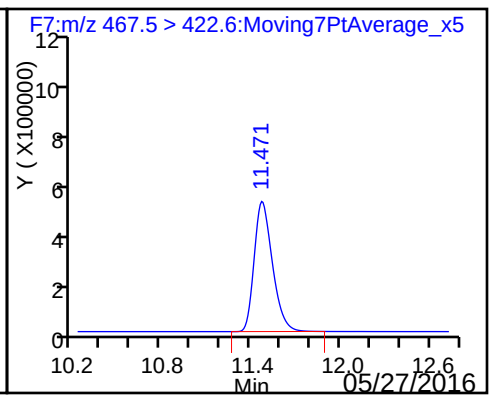

18 Perfluorononanoic acid (M)

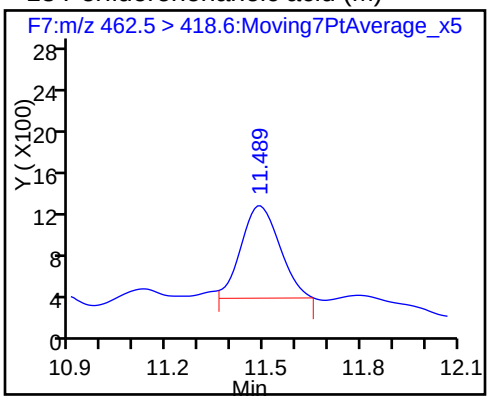

Manual Integration/User Assign Peak Report

TestAmerica Sacramento

Data File:	\\ChromNA\Sacramento\ChromData\A4\20160525-31065.b\25MAY2016B4A_050.d				
Injection Date:	26-May-2016 08:47:39	Instrument ID:	A4		
Lims ID:	320-18794-A-8-A	Lab Sample ID:	320-18794-8		
Client ID:	OF-RW77-0516				
Operator ID:	JRB	ALS Bottle#:	30	Worklist Smp#:	50
Injection Vol:	15.0 ul	Dil. Factor:	1.0000		
Method:	PFAC_A4	Limit Group:	LC PFC_DOD ICAL		
Column:		Detector	F7:MRM		

18 Perfluorononanoic acid, CAS: 375-95-1

Signal: 1

Not Detected
Expected RT: 11.49

Processing Integration Results

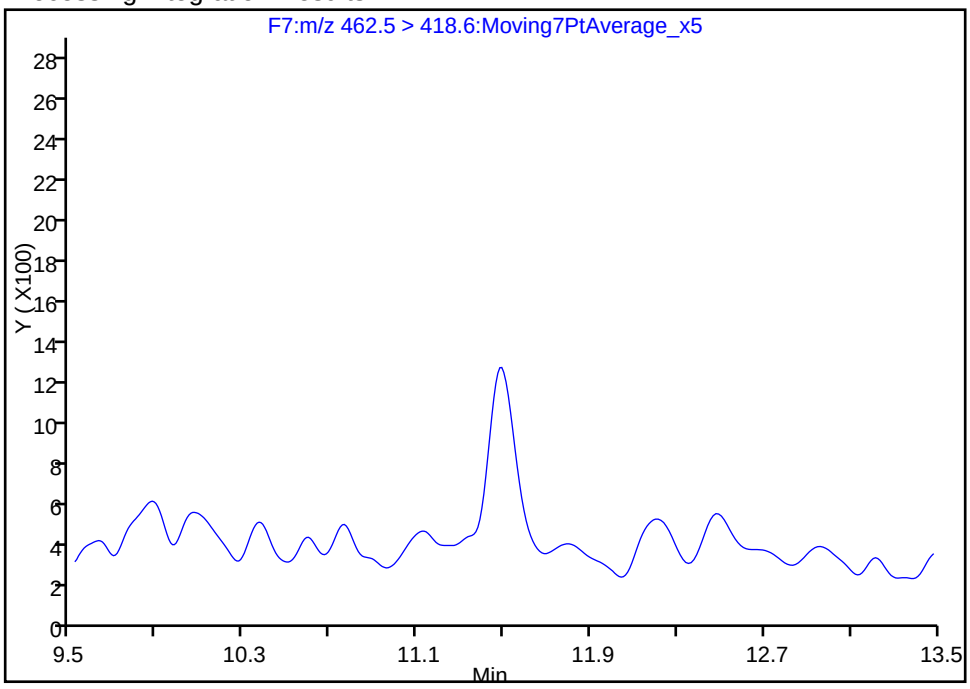

Manual Integration Results

RT: 11.49
Area: 7430
Amount: 0.070553
Amount Units: ng/ml

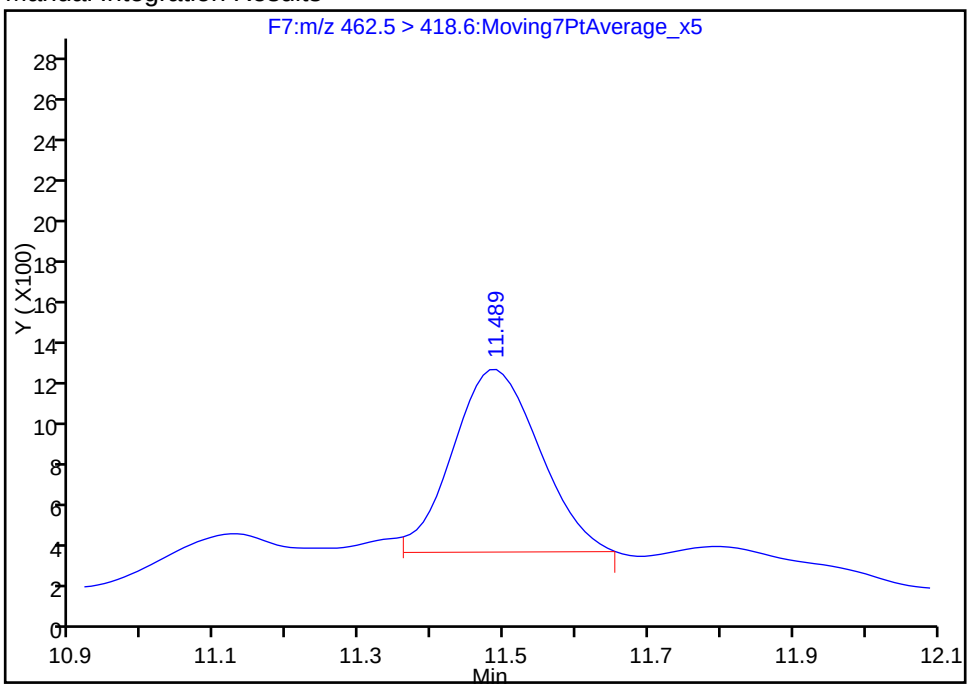

Reviewer: barnettj, 26-May-2016 15:59:04
Audit Action: Manually Integrated Audit Reason: Missed Peak

FORM VI
LCMS BY EXTERNAL STANDARD - INITIAL CALIBRATION DATA
RETENTION TIME SUMMARY

Lab Name: TestAmerica Sacramento Job No.: 320-18794-1 Analy Batch No.: 111390

SDG No.:

Instrument ID: A4 GC Column: Acquity ID: 2.1(mm) Heated Purge: (Y/N) N

Calibration Start Date: 05/25/2016 16:55 Calibration End Date: 05/25/2016 19:01 Calibration ID: 21647

Calibration Files:

LEVEL:	LAB SAMPLE ID:	LAB FILE ID:
Level 1	STD 320-111390/5	25MAY2016B4A_005.d
Level 2	STD 320-111390/6	25MAY2016B4A_006.d
Level 3	STD 320-111390/7	25MAY2016B4A_007.d
Level 4	STD 320-111390/8	25MAY2016B4A_008.d
Level 5	STD 320-111390/9	25MAY2016B4A_009.d
Level 6	STD 320-111390/10	25MAY2016B4A_010.d
Level 7	STD 320-111390/11	25MAY2016B4A_011.d

ANALYTE	LVL 1	LVL 2	LVL 3	LVL 4	LVL 5	LVL 6	LVL 7				RT WINDOW	AVG RT
Perfluorobutanoic acid (PFBA)	5.803	5.797	5.797	5.797	5.800	5.797	5.800				5.548 - 6.048	5.799
Perfluoropentanoic acid (PFPeA)	6.913	6.909	6.913	6.909	6.909	6.909	6.909				6.660 - 7.160	6.910
Perfluorobutanesulfonic acid (PFBS)	+++++	7.028	7.024	7.024	7.024	7.024	7.024				6.774 - 7.274	7.025
Perfluorohexanoic acid (PFHxA)	+++++	8.155	8.160	8.155	8.155	8.155	8.155				7.907 - 8.407	8.156
Perfluoroheptanoic acid (PFHpA)	+++++	9.380	9.388	9.388	9.388	9.388	9.388				9.138 - 9.638	9.387
Perfluorohexanesulfonic acid (PFHxS)	9.419	9.419	9.419	9.419	9.419	9.427	9.419				9.171 - 9.671	9.420
Perfluorooctanoic acid (PFOA)	10.509	10.499	10.502	10.502	10.509	10.509	10.502				10.254 - 10.754	10.505
Perfluoroheptanesulfonic Acid (PFHpS)	+++++	10.508	10.502	10.511	10.509	10.509	10.511				10.258 - 10.758	10.508
Perfluorooctanesulfonic acid (PFOS)	+++++	11.467	11.461	11.470	11.468	11.467	11.461				11.216 - 11.716	11.466
Perfluorononanoic acid (PFNA)	11.487	11.487	11.480	11.480	11.488	11.487	11.489				11.236 - 11.736	11.485
Perfluorodecanoic acid (PFDA)	12.324	12.324	12.327	12.327	12.325	12.324	12.328				12.075 - 12.575	12.326
Perfluorooctane Sulfonamide (FOSA)	12.896	12.896	12.888	12.888	12.897	12.896	12.888				12.643 - 13.143	12.893
Perfluorodecanesulfonic acid (PFDS)	12.999	12.999	12.991	12.991	13.000	12.999	12.991				12.746 - 13.246	12.996
Perfluoroundecanoic acid (PFUnA)	13.041	13.041	13.044	13.044	13.042	13.041	13.045				12.792 - 13.292	13.043
Perfluorododecanoic acid (PFDoA)	13.650	13.650	13.644	13.644	13.639	13.650	13.644				13.396 - 13.896	13.646
Perfluorotridecanoic Acid (PFTriA)	14.171	14.161	14.154	14.164	14.161	14.161	14.165				13.912 - 14.412	14.162
Perfluorotetradecanoic acid (PFTeA)	14.607	14.598	14.592	14.602	14.599	14.598	14.602				14.350 - 14.850	14.600
Perfluoro-n-hexadecanoic acid (PFHxDA)	15.257	15.257	15.252	15.252	15.258	15.257	15.252				15.005 - 15.505	15.255
Perfluoro-n-octandecanoic acid (PFODA)	15.595	15.595	15.591	15.591	15.595	15.595	15.591				15.343 - 15.843	15.593
13C4 PFBA	5.800	5.797	5.797	5.800	5.797	5.800	5.800				5.548 - 6.048	5.799
13C5-PFPeA	6.913	6.904	6.909	6.904	6.904	6.909	6.904				6.657 - 7.157	6.907
13C2 PFHxA	+++++	8.155	8.160	8.155	8.155	8.155	8.155				7.906 - 8.406	8.156
13C4-PFHpA	9.388	9.388	9.388	9.388	9.388	9.388	9.380				9.137 - 9.637	9.387
18O2 PFHxS	9.427	9.419	9.419	9.419	9.419	9.419	+++++				9.172 - 9.672	9.420
13C4 PFOA	10.509	10.499	10.502	10.502	10.500	10.509	+++++				10.253 - 10.753	10.504
13C4 PFOS	11.467	11.467	11.461	11.461	11.468	11.467	+++++				11.215 - 11.715	11.465
13C5 PFNA	11.487	11.487	11.480	11.480	11.488	11.487	11.480				11.234 - 11.734	11.484
13C2 PFDA	12.324	12.324	12.327	12.327	12.325	12.324	12.328				12.075 - 12.575	12.326
13C8 FOSA	12.896	12.896	12.888	12.888	12.897	12.896	12.888				12.643 - 13.143	12.893
13C2 PFUnA	13.051	13.041	13.044	13.044	13.042	13.041	13.045				12.794 - 13.294	13.044
13C2 PFDoA	13.650	13.650	13.644	13.644	13.639	13.650	13.644				13.396 - 13.896	13.646
13C2-PFTeDA	14.607	14.598	14.602	14.602	14.599	14.598	14.602				14.351 - 14.851	14.601
13C2-PFHxDA	15.257	15.257	15.252	15.252	15.258	15.257	15.252				15.005 - 15.505	15.255

FORM VI
LCMS BY EXTERNAL STANDARD - INITIAL CALIBRATION DATA
CURVE EVALUATION

Lab Name: TestAmerica Sacramento Job No.: 320-18794-1 Analy Batch No.: 111390

SDG No.:

Instrument ID: A4 GC Column: Acquity ID: 2.1(mm) Heated Purge: (Y/N) N

Calibration Start Date: 05/25/2016 16:55 Calibration End Date: 05/25/2016 19:01 Calibration ID: 21647

Calibration Files:

LEVEL:	LAB SAMPLE ID:	LAB FILE ID:
Level 1	STD 320-111390/5	25MAY2016B4A_005.d
Level 2	STD 320-111390/6	25MAY2016B4A_006.d
Level 3	STD 320-111390/7	25MAY2016B4A_007.d
Level 4	STD 320-111390/8	25MAY2016B4A_008.d
Level 5	STD 320-111390/9	25MAY2016B4A_009.d
Level 6	STD 320-111390/10	25MAY2016B4A_010.d
Level 7	STD 320-111390/11	25MAY2016B4A_011.d

ANALYTE	CF				CURVE TYPE	COEFFICIENT			#	MIN CF	%RSD	#	MAX %RSD	R^2 OR COD	#	MIN R^2 OR COD
	LVL 1 LVL 5	LVL 2 LVL 6	LVL 3 LVL 7	LVL 4		B	M1	M2								
13C4 PFBA	90426 90489	93702 69083	88967 67191	91832	Ave		84527.2857				13.4		50.0			
13C5-PFPeA	84075 80131	88112 67366	79827 57639	79829	Ave		76711.2743				13.7		50.0			
13C2 PFHxA	+++++ 88726	93214 75852	88217 63360	88780	Ave		83024.8300				13.6		50.0			
13C4-PFHpA	97016 88518	97521 72637	93069 62582	87045	Ave		85483.7314				15.4		50.0			
18O2 PFHxS	32114 28446	33843 21871	32545 +++++	29259	Ave		29679.5173				14.6		50.0			
13C4 PFOA	95358 86472	101177 69215	94622 +++++	88014	Ave		89142.7267				12.5		50.0			
13C4 PFOS	7547.6 5997.7	8261.6 4238.7	7254.1 +++++	7192.7	Ave		6748.72734				21.2		50.0			
13C5 PFNA	83768 81444	90726 67996	85184 58045	81914	Ave		78439.4543				14.5		50.0			
13C2 PFDA	113865 98334	116442 88286	113382 70925	98189	Ave		99917.5000				16.5		50.0			
13C8 FOSA	106708 97856	108315 81051	106014 70011	105710	Ave		96523.5914				15.6		50.0			
13C2 PFUnA	110798 106166	120213 84367	108832 72975	106384	Ave		101390.671				16.3		50.0			
13C2 PFDoA	114960 108533	119900 92813	108605 81295	111530	Ave		105376.626				12.8		50.0			
13C2-PFTeDA	77742 85231	80236 68244	76604 63739	79461	Ave		75893.7886				9.8		50.0			
13C2-PFHxDA	29325 32507	32299 26911	29981 23318	29654	Ave		29142.1229				11.0		50.0			

Note: The m1 coefficient is the same as Ave CF for an Ave curve type.

FORM VI

CURVE EVALUATION

Lab Name: TestAmerica Sacramento Job No.: 320-18794-1 Analy Batch No.: 111390

SDG No.:

Instrument ID: A4 GC Column: Acquity ID: 2.1(mm) Heated Purge: (Y/N) N

Calibration Start Date: 05/25/2016 16:55 Calibration End Date: 05/25/2016 19:01 Calibration ID: 21647

ANALYTE	RRF					CURVE TYPE	COEFFICIENT			#	MIN RRF	%RSD	#	MAX %RSD	R^2 OR COD	#	MIN R^2 OR COD
	LVL 1 LVL 6	LVL 2 LVL 7	LVL 3	LVL 4	LVL 5		B	M1	M2								
Perfluorobutanoic acid (PFBA)	51562 48110	54589 47389	59528	53593	62013	AveID		0.6418				9.4		35.0			
Perfluoropentanoic acid (PFPeA)	45950 33549	45680 27499	41742	38810	40556	AveID		0.5079				4.7		35.0			
Perfluorobutanesulfonic acid (PFBS)	+++++ 16828	30042 13573	22359	20369	22386	L2ID	0.1268	0.7293							0.9950		0.9900
Perfluorohexanoic acid (PFHxA)	+++++ 33959	48716 28459	44253	36069	41599	L1ID	0.0815	0.4487							0.9990		0.9900
Perfluoroheptanoic acid (PFHpA)	+++++ 36889	66614 30989	45999	38114	44933	L2ID	0.1974	0.4789							0.9950		0.9900
Perfluorohexanesulfonic acid (PFHxS)	56469 37411	62875 32107	53633	44230	49600	AveID		1.7087				6.3		35.0			
Perfluorooctanoic acid (PFOA)	45998 31110	50890 26141	45904	37002	41392	L1ID	0.0322	0.4522							1.0000		0.9900
Perfluoroheptanesulfonic Acid (PFHpS)	+++++ 34336	56642 27018	54720	45924	46998	L2ID	-0.926	7.7628							0.9900		0.9900
Perfluorooctanesulfonic acid (PFOS)	+++++ 57319	76877 45376	83720	70811	77490	L1ID	-9.247	13.993							0.9960		0.9900
Perfluorononanoic acid (PFNA)	95262 82019	129381 70717	108058	93343	99857	L2ID	0.0022	1.2307							0.9920		0.9900
Perfluorodecanoic acid (PFDA)	94072 93997	117054 78340	119534	106142	111497	AveID		1.0385				9.8		35.0			
Perfluorooctane Sulfonamide (FOSA)	104638 92535	113427 78543	117605	105216	106590	AveID		1.0693				5.9		35.0			
Perfluorodecanesulfonic acid (PFDS)	32002 17577	33342 13614	34233	27101	25265	AveID		4.2089				6.9		50.0			
Perfluoroundecanoic acid (PFUnA)	145968 103214	132732 84787	128944	115402	125000	AveID		1.1791				6.6		35.0			
Perfluorododecanoic acid (PFDoA)	95024 88677	96089 74116	109637	95821	110823	AveID		0.9121				9.6		35.0			
Perfluorotridecanoic Acid (PFTriA)	77272 69226	90621 59609	88571	75800	84755	AveID		1.0254				8.3		50.0			
Perfluorotetradecanoic acid (PFTeA)	67818 31192	48934 28663	38993	35082	38993	AveID		0.5424				28.9		50.0			
Perfluoro-n-hexadecanoic acid (PFHxDA)	188072 70899	147266 62857	85884	71378	89377	L2ID	1.9284	2.5720							0.9960		0.9900
Perfluoro-n-octandecanoic acid (PFODA)	66886 54974	71437 53503	66638	59423	78676	AveID		2.2110				6.6		50.0			

Note: The m1 coefficient is the same as Ave RRF for an Ave curve type.

FORM VI
LCMS BY EXTERNAL STANDARD - INITIAL CALIBRATION DATA
RESPONSE AND CONCENTRATION

Lab Name: TestAmerica Sacramento Job No.: 320-18794-1 Analy Batch No.: 111390

SDG No.:

Instrument ID: A4 GC Column: Acquity ID: 2.1(mm) Heated Purge: (Y/N) N

Calibration Start Date: 05/25/2016 16:55 Calibration End Date: 05/25/2016 19:01 Calibration ID: 21647

Calibration Files:

LEVEL:	LAB SAMPLE ID:	LAB FILE ID:
Level 1	STD 320-111390/5	25MAY2016B4A_005.d
Level 2	STD 320-111390/6	25MAY2016B4A_006.d
Level 3	STD 320-111390/7	25MAY2016B4A_007.d
Level 4	STD 320-111390/8	25MAY2016B4A_008.d
Level 5	STD 320-111390/9	25MAY2016B4A_009.d
Level 6	STD 320-111390/10	25MAY2016B4A_010.d
Level 7	STD 320-111390/11	25MAY2016B4A_011.d

ANALYTE	CURVE TYPE	RESPONSE					CONCENTRATION (NG/ML)				
		LVL 1 LVL 6	LVL 2 LVL 7	LVL 3	LVL 4	LVL 5	LVL 1 LVL 6	LVL 2 LVL 7	LVL 3	LVL 4	LVL 5
13C4 PFBA	Ave	4521321 3454161	4685114 3359557	4448328	4591623	4524446	50.0 50.0	50.0 50.0	50.0	50.0	50.0
13C5-PFPeA	Ave	4203739 3368310	4405611 2881925	3991347	3991474	4006540	50.0 50.0	50.0 50.0	50.0	50.0	50.0
13C2 PFHxA	Ave	+++++ 3792575	4660722 3168006	4410855	4438990	4436301	+++++ 50.0	50.0 50.0	50.0	50.0	50.0
13C4-PFHpA	Ave	4850779 3631838	4876027 3129112	4653428	4352241	4425881	50.0 50.0	50.0 50.0	50.0	50.0	50.0
18O2 PFHxS	Ave	1518975 1034483	1600780 +++++	1539364	1383940	1345505	47.3 47.3	47.3 +++++	47.3	47.3	47.3
13C4 PFOA	Ave	4767875 3460734	5058838 +++++	4731111	4400676	4323584	50.0 50.0	50.0 +++++	50.0	50.0	50.0
13C4 PFOS	Ave	360775 202612	394903 +++++	346744	343813	286688	47.8 47.8	47.8 +++++	47.8	47.8	47.8
13C5 PFNA	Ave	4188406 3399779	4536292 2902258	4259193	4095685	4072196	50.0 50.0	50.0 50.0	50.0	50.0	50.0
13C2 PFDA	Ave	5693238 4414285	5822117 3546229	5669119	4909456	4916681	50.0 50.0	50.0 50.0	50.0	50.0	50.0
13C8 FOSA	Ave	5335389 4052543	5415770 3500532	5300712	5285513	4892798	50.0 50.0	50.0 50.0	50.0	50.0	50.0
13C2 PFUnA	Ave	5539892 4218333	6010665 3648730	5441575	5319223	5308317	50.0 50.0	50.0 50.0	50.0	50.0	50.0
13C2 PFDoA	Ave	5748006 4640667	5994993 4064771	5430267	5576489	5426626	50.0 50.0	50.0 50.0	50.0	50.0	50.0
13C2-PFTeDA	Ave	3887106 3412182	4011816 3186926	3830217	3973031	4261548	50.0 50.0	50.0 50.0	50.0	50.0	50.0
13C2-PFHxDA	Ave	1466248 1345541	1614964 1165903	1499037	1482695	1625355	50.0 50.0	50.0 50.0	50.0	50.0	50.0

Curve Type Legend:
Ave = Average

FORM VI

RESPONSE AND CONCENTRATION

Lab Name: TestAmerica Sacramento Job No.: 320-18794-1 Analy Batch No.: 111390

SDG No.:

Instrument ID: A4 GC Column: Acquity ID: 2.1(mm) Heated Purge: (Y/N) N

Calibration Start Date: 05/25/2016 16:55 Calibration End Date: 05/25/2016 19:01 Calibration ID: 21647

Calibration Files:

LEVEL:	LAB SAMPLE ID:	LAB FILE ID:
Level 1	STD 320-111390/5	25MAY2016B4A_005.d
Level 2	STD 320-111390/6	25MAY2016B4A_006.d
Level 3	STD 320-111390/7	25MAY2016B4A_007.d
Level 4	STD 320-111390/8	25MAY2016B4A_008.d
Level 5	STD 320-111390/9	25MAY2016B4A_009.d
Level 6	STD 320-111390/10	25MAY2016B4A_010.d
Level 7	STD 320-111390/11	25MAY2016B4A_011.d

ANALYTE	IS REF	CURVE TYPE	RESPONSE					CONCENTRATION (NG/ML)				
			LVL 1 LVL 6	LVL 2 LVL 7	LVL 3	LVL 4	LVL 5	LVL 1 LVL 6	LVL 2 LVL 7	LVL 3	LVL 4	LVL 5
Perfluorobutanoic acid (PFBA)		AveID	25781 9621902	54589 18955715	297640	1071850	3100647	0.500 200	1.00 400	5.00	20.0	50.0
Perfluoropentanoic acid (PFPeA)		AveID	22975 6709860	45680 10999657	208712	776204	2027795	0.500 200	1.00 400	5.00	20.0	50.0
Perfluorobutanesulfonic acid (PFBS)		L2ID	+++++ 2975252	26557 4799473	98828	360125	989482	+++++ 177	0.884 354	4.42	17.7	44.2
Perfluorohexanoic acid (PFHxA)		L1ID	+++++ 6791811	48716 11383764	221266	721387	2079954	+++++ 200	1.00 400	5.00	20.0	50.0
Perfluoroheptanoic acid (PFHpA)		L2ID	+++++ 7377792	66614 12395409	229994	762273	2246637	+++++ 200	1.00 400	5.00	20.0	50.0
Perfluorohexanesulfonic acid (PFHxS)		AveID	26710 7078226	59480 12149225	253682	836825	2346082	0.473 189	0.946 378	4.73	18.9	47.3
Perfluorooctanoic acid (PFOA)		L1ID	22999 6221982	50890 10456476	229522	740049	2069583	0.500 200	1.00 400	5.00	20.0	50.0
Perfluoroheptanesulfonic Acid (PFHpS)		L2ID	+++++ 6537635	53923 10288308	260465	874389	2237092	+++++ 190	0.952 381	4.76	19.0	47.6
Perfluorooctanesulfonic acid (PFOS)		L1ID	+++++ 10959354	73494 17351697	400180	1353901	3704007	+++++ 191	0.956 382	4.78	19.1	47.8
Perfluorononanoic acid (PFNA)		L2ID	47631 16403896	129381 28286865	540290	1866863	4992828	0.500 200	1.00 400	5.00	20.0	50.0
Perfluorodecanoic acid (PFDA)		AveID	47036 18799359	117054 31336025	597671	2122830	5574851	0.500 200	1.00 400	5.00	20.0	50.0
Perfluorooctane Sulfonamide (FOSA)		AveID	52319 18507083	113427 31417050	588024	2104314	5329485	0.500 200	1.00 400	5.00	20.0	50.0
Perfluorodecanesulfonic acid (PFDS)		AveID	15425 3388769	32142 5249459	165005	522503	1217760	0.482 193	0.964 386	4.82	19.3	48.2
Perfluoroundecanoic acid (PFUnA)		AveID	72984 20642853	132732 33914731	644718	2308031	6249999	0.500 200	1.00 400	5.00	20.0	50.0
Perfluorododecanoic acid (PFDoA)		AveID	47512 17735307	96089 29646208	548185	1916429	5541148	0.500 200	1.00 400	5.00	20.0	50.0

RESPONSE AND CONCENTRATION

Lab Name: TestAmerica Sacramento Job No.: 320-18794-1 Analy Batch No.: 111390

SDG No.:

Instrument ID: A4 GC Column: Acquity ID: 2.1(mm) Heated Purge: (Y/N) N

Calibration Start Date: 05/25/2016 16:55 Calibration End Date: 05/25/2016 19:01 Calibration ID: 21647

ANALYTE	IS REF	CURVE TYPE	RESPONSE					CONCENTRATION (NG/ML)				
			LVL 1 LVL 6	LVL 2 LVL 7	LVL 3	LVL 4	LVL 5	LVL 1 LVL 6	LVL 2 LVL 7	LVL 3	LVL 4	LVL 5
Perfluorotridecanoic Acid (PFTriA)		AveID	38636 13845210	90621 23843779	442855	1515996	4237745	0.500 200	1.00 400	5.00	20.0	50.0
Perfluorotetradecanoic acid (PFTeA)		AveID	33909 6238413	48934 11465072	194966	701642	1949635	0.500 200	1.00 400	5.00	20.0	50.0
Perfluoro-n-hexadecanoic acid (PFHxDA)		L2ID	94036 14179794	147266 25142674	429422	1427552	4468853	0.500 200	1.00 400	5.00	20.0	50.0
Perfluoro-n-octandecanoic acid (PFODA)		AveID	33443 10994803	71437 21401177	333192	1188460	3933807	0.500 200	1.00 400	5.00	20.0	50.0

Curve Type Legend:

AveID = Average isotope dilution
L1ID = Linear 1/conc IsoDil
L2ID = Linear 1/conc^2 IsoDil

TestAmerica Sacramento
Target Compound Quantitation Report

Data File: \\ChromNA\Sacramento\ChromData\A4\20160525-31065.b\25MAY2016B4A_005.d
Lims ID: Std L1
Client ID:
Sample Type: IC Calib Level: 1
Inject. Date: 25-May-2016 16:55:09 ALS Bottle#: 10 Worklist Smp#: 5
Injection Vol: 15.0 ul Dil. Factor: 1.0000
Sample Info: STD L1
Misc. Info.: Acquity BEH C18,1.7u, 3X150mm,T=35C
Operator ID: JRB Instrument ID: A4
Sublist: chrom-PFAC_A4*sub12

Method: \\ChromNA\Sacramento\ChromData\A4\20160525-31065.b\PFAC_A4.m
Limit Group: LC PFC_DOD ICAL
Last Update: 27-May-2016 09:59:50 Calib Date: 25-May-2016 19:01:43
Integrator: Picker
Quant Method: Isotopic Dilution Quant By: Initial Calibration
Last ICal File: \\ChromNA\Sacramento\ChromData\A4\20160525-31065.b\25MAY2016B4A_011.d

Column 1 : Det: F1:MRM
Process Host: XAWRK014

First Level Reviewer: barnettj Date: 25-May-2016 18:27:24

Signal	RT	EXP RT	DLT RT	REL RT	Response	Amount ng/ml	Ratio(Limits)	%Rec	S/N	Flags
2 Perfluorobutyric acid										
212.7 > 168.6	5.803	5.798	0.005	1.000	25781	0.4442		88.8	118	
D 1 13C4 PFBA										
216.7 > 171.5	5.800	5.798	0.002		4521321	53.5		107	18338	
D 3 13C5-PFPeA										
267.6 > 222.7	6.913	6.907	0.006		4203739	54.8		110	8232	
4 Perfluoropentanoic acid										
262.9 > 218.7	6.913	6.910	0.003	1.000	22975	0.5380		108	10.9	
5 Perfluorobutane Sulfonate										
298.8 > 79.6	7.024	7.024	0.0	1.000	12833	NC			25.4	
298.8 > 98.6	7.024	7.024	0.0	1.000	6418		2.00(0.00-0.00)		13.3	
51 Perfluorobutanesulfonic acid										
298.8 > 79.6	7.024	7.024	0.0	1.000	12833	0.3740		84.6		
D 6 13C2 PFHxA										
314.6 > 269.7	8.160	8.156	0.004		4611872	55.5		111	8247	
7 Perfluorohexanoic acid										
312.9 > 268.7	8.165	8.157	0.008	1.000	26685	0.4632		92.6	135	
D 8 13C4-PFHpA										
366.6 > 321.6	9.388	9.387	0.001		4850779	56.7		113	7959	
9 Perfluoroheptanoic acid										
362.8 > 318.7	9.396	9.388	0.008	1.000	24242	0.1095		21.9	110	
10 Perfluorohexane Sulfonate										
398.3 > 79.2	9.419	9.421	-0.002	1.000	26710	NC			46.3	
58 Perfluorohexanesulfonic acid										
398.3 > 79.2	9.419	9.421	-0.002	1.000	26710	0.4868		103		
D 11 18O2 PFHxS										
402.5 > 83.6	9.427	9.422	0.005		1518975	51.2		108	4592	

Signal	RT	EXP RT	DLT RT	REL RT	Response	Amount ng/ml	Ratio(Limits)	%Rec	S/N	Flags
D 12 13C4 PFOA										
416.5 > 371.6	10.509	10.503	0.006		4767875	53.5		107	4857	
13 Perfluorooctanoic acid										
412.8 > 368.8	10.509	10.504	0.005	1.000	22999	0.4622		92.4	50.6	
412.8 > 168.7	10.499	10.504	-0.005	0.999	7461		3.08(0.00-0.00)	92.4	25.8	
39 Perfluoroheptanesulfonic Acid										
448.3 > 79.2	10.509	10.508	0.001	1.000	24080	0.5303		111		
14 Perfluoroheptane Sulfonate										
448.3 > 79.2	10.509	10.508	0.001	1.000	24080	NC			168	
D 16 13C4 PFOS										
502.4 > 79.7	11.467	11.465	0.002		360775	53.5		112	1493	
15 Perfluorooctane sulfonic acid										
498.3 > 79.2	11.467	11.466	0.001	1.000	32668	0.9702		203	158	
498.3 > 98.2	11.467	11.466	0.001	1.000	16176		2.02(0.00-0.00)	203	34.3	
D 17 13C5 PFNA										
467.5 > 422.6	11.487	11.484	0.003		4188406	53.4		107	8199	
18 Perfluorononanoic acid										
462.5 > 418.6	11.487	11.486	0.001	1.000	47631	0.4602		92.0	117	
D 19 13C2 PFDA										
514.4 > 469.5	12.324	12.325	-0.001		5693238	57.0		114	10082	
20 Perfluorodecanoic acid										
512.5 > 468.5	12.324	12.325	-0.001	1.000	47036	0.3978		79.6	120	
D 23 13C8 FOSA										
505.4 > 77.6	12.896	12.893	0.003		5335389	55.3		111	4000	
24 Perfluorooctane Sulfonamide										
497.5 > 77.6	12.896	12.893	0.003	1.000	52319	0.4585		91.7	145	
25 Perfluorodecane Sulfonate										
598.4 > 79.6	12.999	12.996	0.003	1.000	15425	NC			57.5	
49 Perfluorodecane Sulfonic acid										
598.4 > 79.6	12.999	12.996	0.003	1.000	15425	0.4856		101		
27 Perfluoroundecanoic acid										
562.4 > 518.5	13.041	13.042	-0.001	1.000	72984	0.5587		112	82.7	
D 26 13C2 PFUnA										
564.3 > 519.5	13.051	13.044	0.007		5539892	54.6		109	6729	
D 28 13C2 PFDoA										
614.4 > 569.4	13.650	13.646	0.004		5748006	54.5		109	4148	
29 Perfluorododecanoic acid										
612.4 > 568.6	13.650	13.646	0.004	1.000	47512	0.4531		90.6	33.7	
30 Perfluorotridecanoic acid										
662.4 > 618.5	14.171	14.162	0.009	1.000	38636	0.4847		96.9	27.5	
32 Perfluorotetradecanoic acid										
712.6 > 668.5	14.607	14.600	0.007	1.000	33909	0.8041		161	33.0	
D 33 13C2-PFTeDA										
714.5 > 669.5	14.607	14.601	0.006		3887106	51.2		102	3337	
D 35 13C2-PFHxDA										
814.8 > 769.6	15.257	15.255	0.002		1466248	50.3		101	3594	
34 Perfluorohexadecanoic acid										
812.6 > 768.6	15.257	15.255	0.002	1.000	94036	0.4970		99.4	26.5	

Signal	RT	EXP RT	DLT RT	REL RT	Response	Amount ng/ml	Ratio(Limits)	%Rec	S/N	Flags
36 Perfluorooctandecanoic acid										
912.7 > 868.6	15.595	15.593	0.002	1.000	33443	0.5158		103	49.6	

QC Flag Legend

Processing Flags

NC - Not Calibrated

Reagents:

LCPFC-L1_00018 Amount Added: 1.00 Units: mL

Report Date: 27-May-2016 09:59:51 Chrom Revision: 2.2 20-Apr-2016 13:59:46

TestAmerica Sacramento

Data File: \\ChromNA\Sacramento\ChromData\A4\20160525-31065.b\25MAY2016B4A_005.d

Injection Date: 25-May-2016 16:55:09 Instrument ID: A4

Lims ID: Std L1

Client ID:

Operator ID: JRB ALS Bottle#: 10 Worklist Smp#: 5

Injection Vol: 15.0 ul Dil. Factor: 1.0000

Method: PFAC_A4 Limit Group: LC PFC_DOD ICAL

2 Perfluorobutyric acid

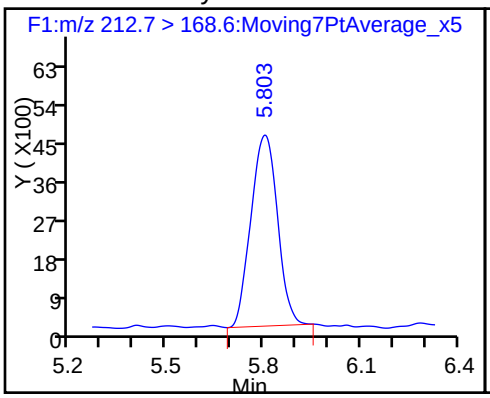

D 1 13C4 PFBA

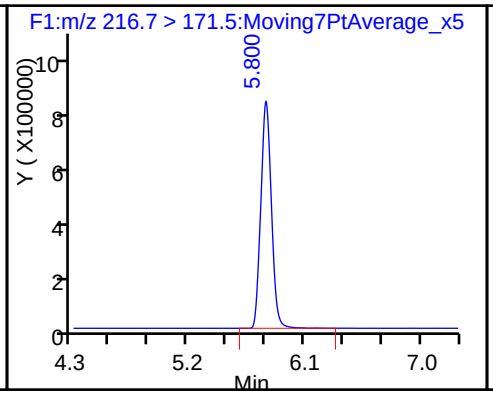

D 3 13C5-PFPeA

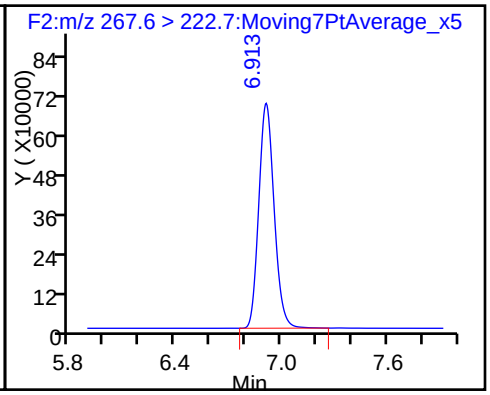

4 Perfluoropentanoic acid

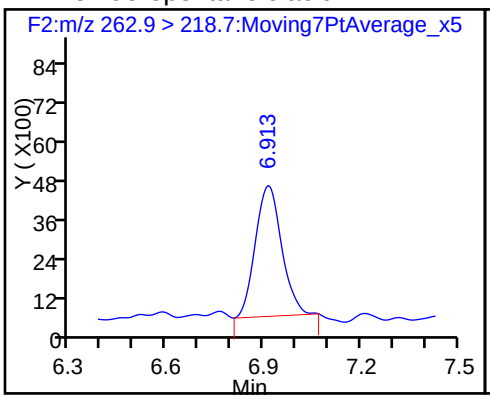

51 Perfluorobutanesulfonic acid

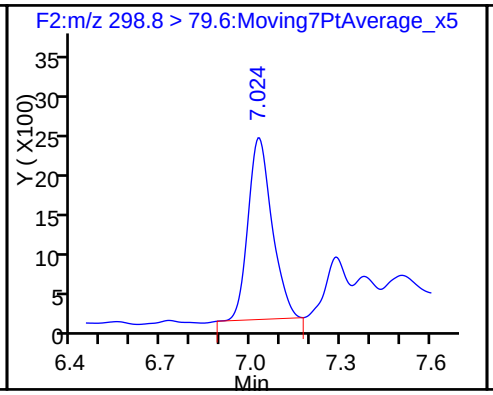

D 6 13C2 PFHxA

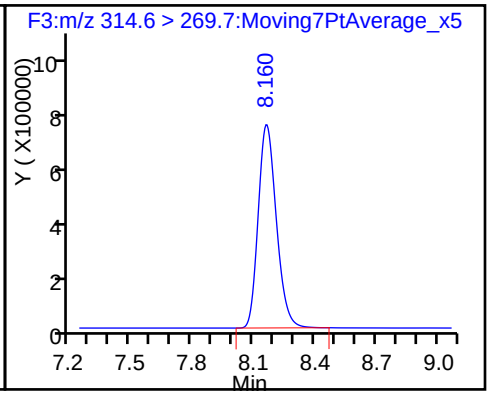

7 Perfluorohexanoic acid

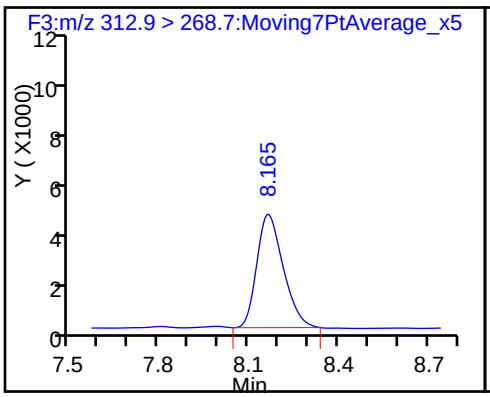

D 8 13C4-PFHpA

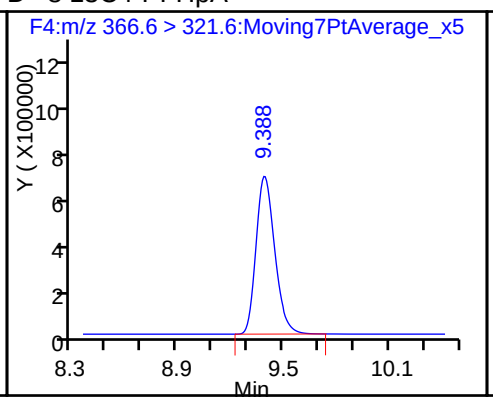

9 Perfluoroheptanoic acid

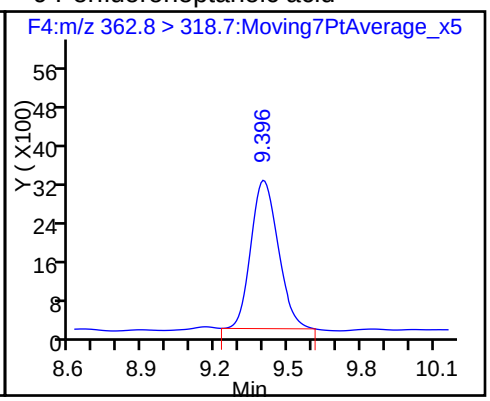

58 Perfluorohexanesulfonic acid

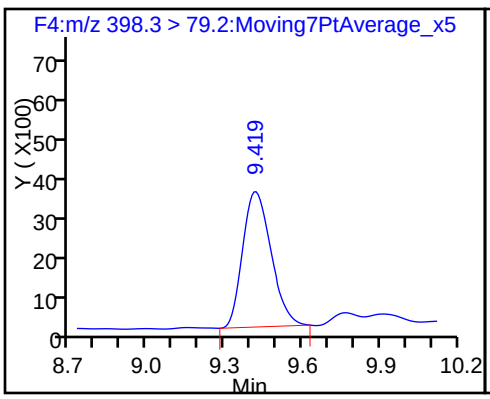

D 11 18O2 PFHxS

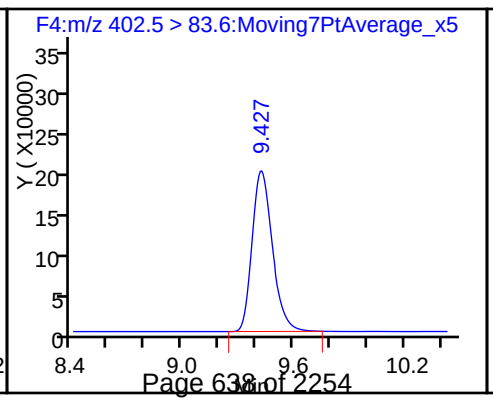

D 12 13C4 PFOA

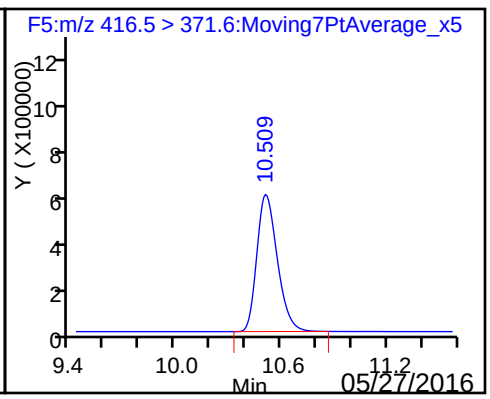

13 Perfluorooctanoic acid

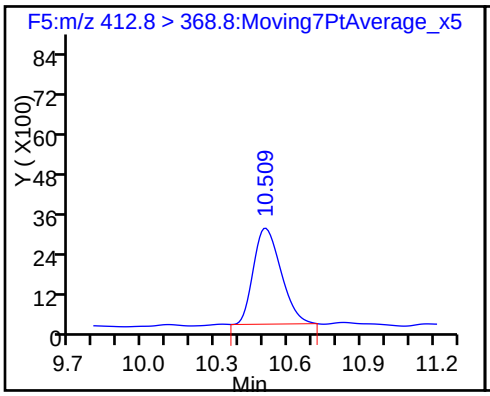

13 Perfluorooctanoic acid

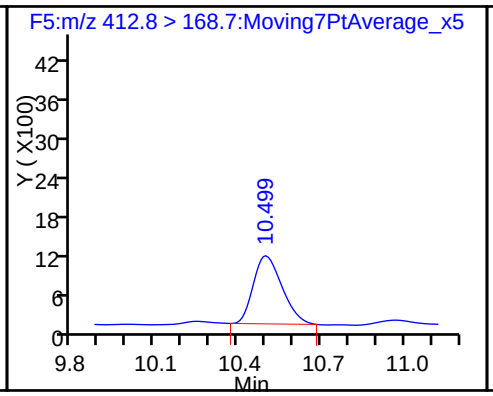

39 Perfluoroheptanesulfonic Acid

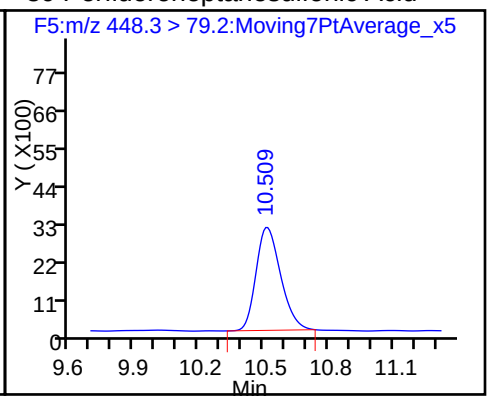

D 16 13C4 PFOS

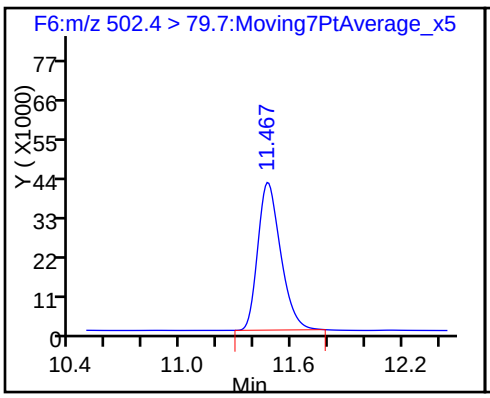

15 Perfluorooctane sulfonic acid

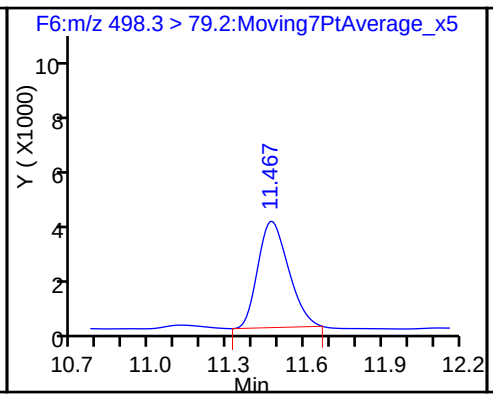

15 Perfluorooctane sulfonic acid

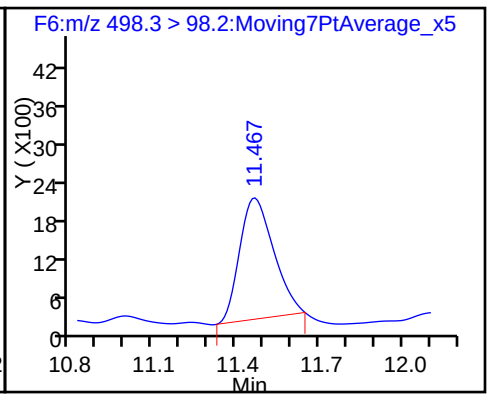

D 17 13C5 PFNA

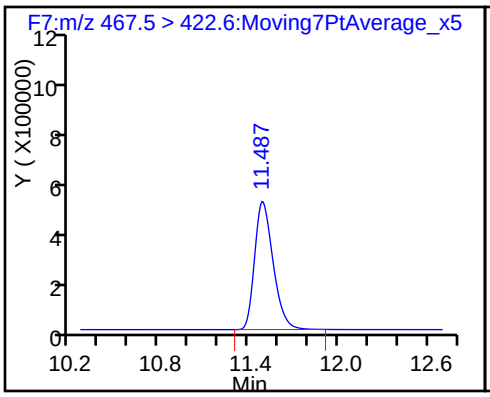

18 Perfluorononanoic acid

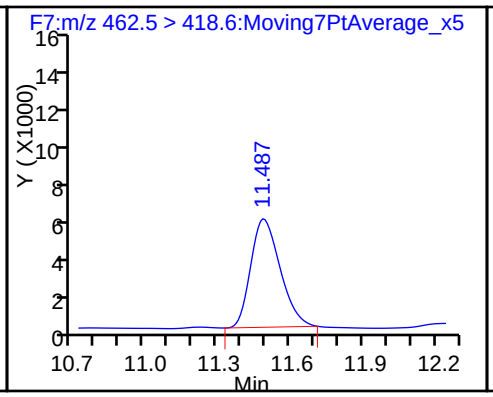

D 19 13C2 PFDA

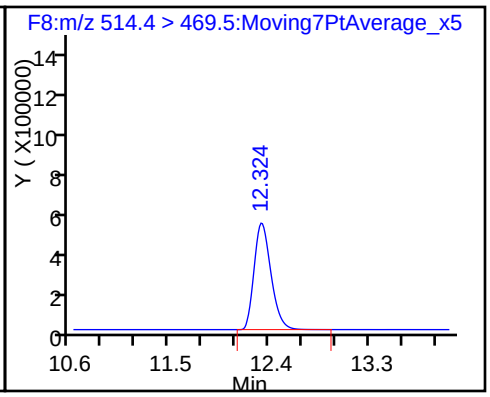

20 Perfluorodecanoic acid

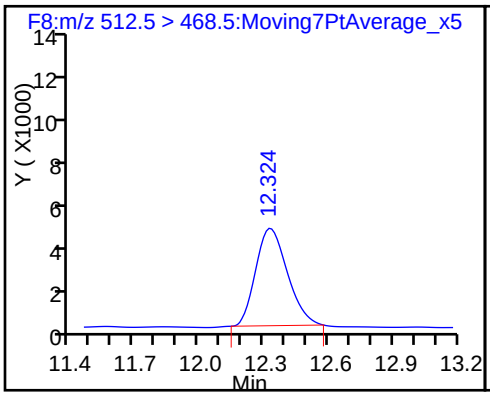

D 23 13C8 FOSA

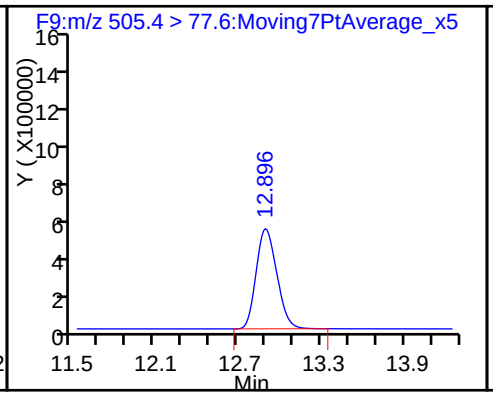

24 Perfluorooctane Sulfonamide

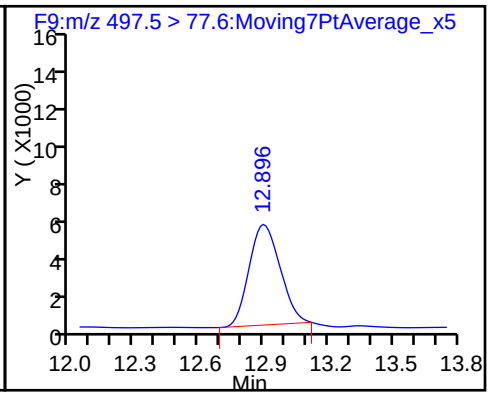

49 Perfluorodecane Sulfonic acid

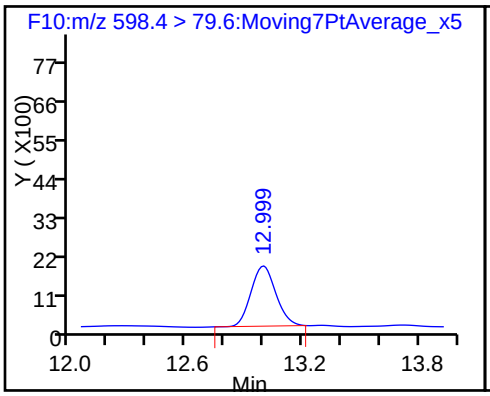

27 Perfluoroundecanoic acid

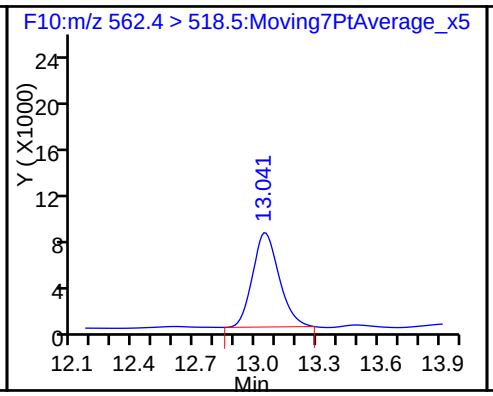

D 26 13C2 PFUnA

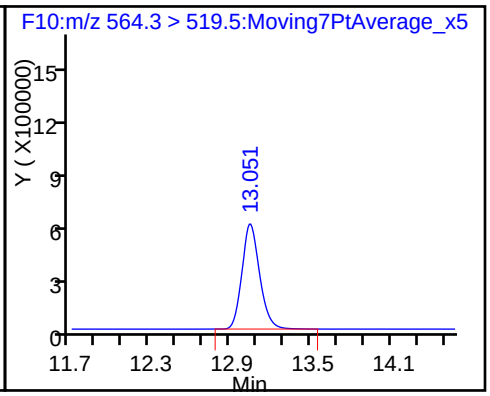

D 28 13C2 PFDoA

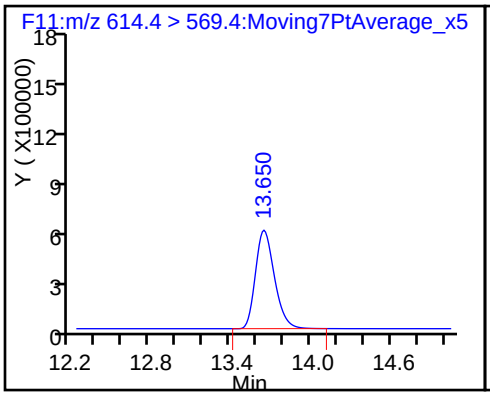

29 Perfluorododecanoic acid

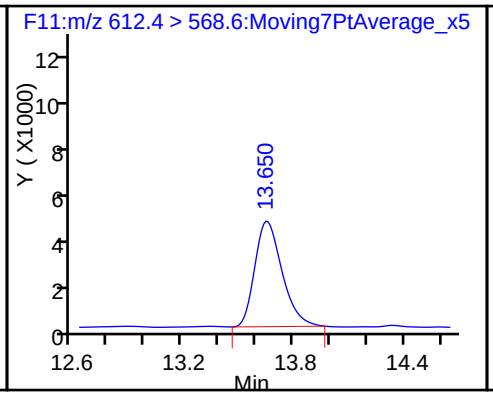

30 Perfluorotridecanoic acid

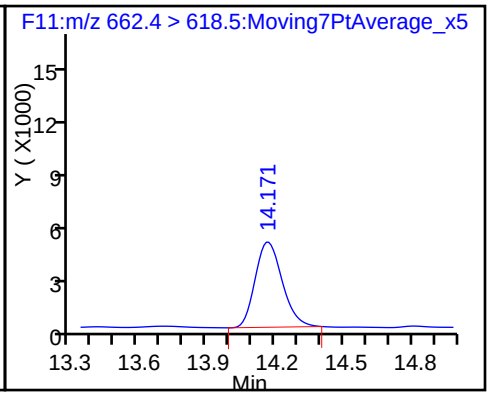

32 Perfluorotetradecanoic acid

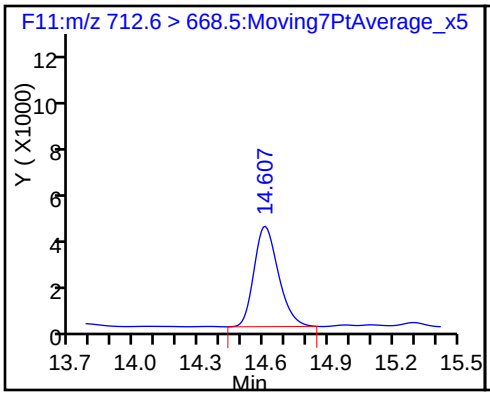

D 33 13C2-PFTeDA

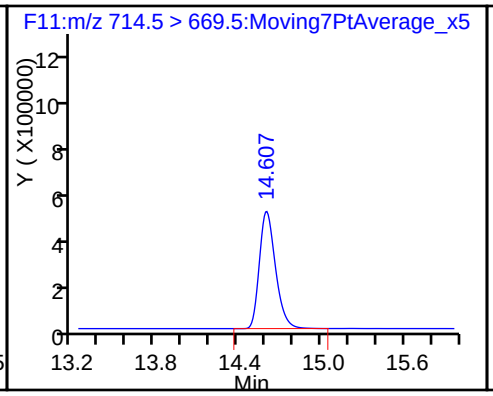

D 35 13C2-PFHxDA

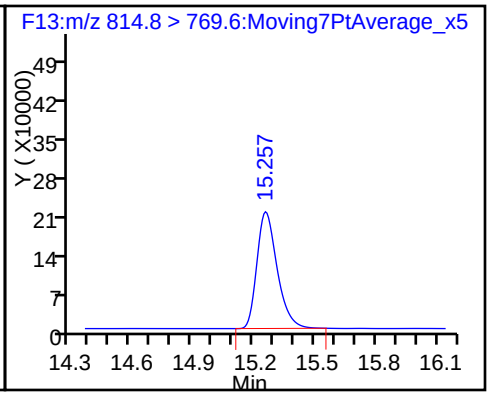

34 Perfluorohexadecanoic acid

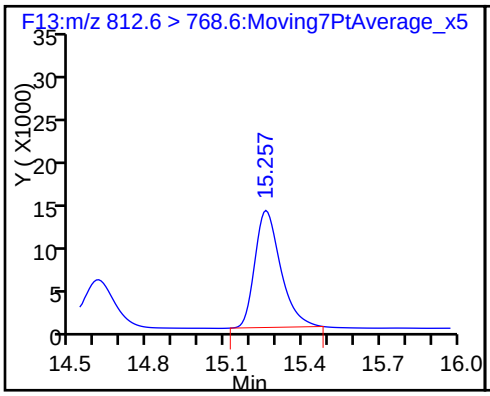

36 Perfluorooctandecanoic acid

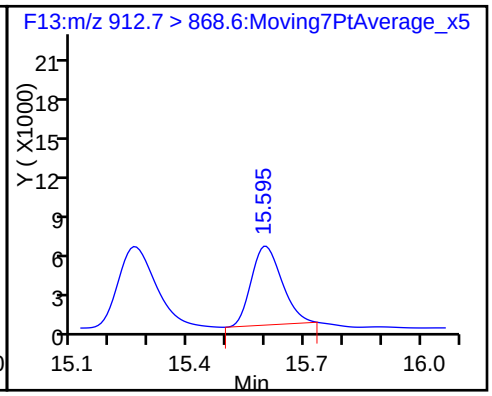

TestAmerica Sacramento
Target Compound Quantitation Report

Data File: \\ChromNA\Sacramento\ChromData\A4\20160525-31065.b\25MAY2016B4A_006.d
Lims ID: Std L2
Client ID:
Sample Type: IC Calib Level: 2
Inject. Date: 25-May-2016 17:15:50 ALS Bottle#: 11 Worklist Smp#: 6
Injection Vol: 15.0 ul Dil. Factor: 1.0000
Sample Info: STD L2
Misc. Info.: Acquity BEH C18,1.7u, 3X150mm,T=35C
Operator ID: JRB Instrument ID: A4
Sublist: chrom-PFAC_A4*sub12

Method: \\ChromNA\Sacramento\ChromData\A4\20160525-31065.b\PFAC_A4.m
Limit Group: LC PFC_DOD ICAL
Last Update: 27-May-2016 09:59:52 Calib Date: 25-May-2016 19:01:43
Integrator: Picker
Quant Method: Isotopic Dilution Quant By: Initial Calibration
Last ICal File: \\ChromNA\Sacramento\ChromData\A4\20160525-31065.b\25MAY2016B4A_011.d

Column 1 : Det: F1:MRM
Process Host: XAWRK014

First Level Reviewer: barnettj Date: 25-May-2016 18:13:00

Signal	RT	EXP RT	DLT RT	REL RT	Response	Amount ng/ml	Ratio(Limits)	%Rec	S/N	Flags
2 Perfluorobutyric acid										
212.7 > 168.6	5.797	5.798	-0.001	1.000	54589	0.9078		90.8	227	
D 1 13C4 PFBA										
216.7 > 171.5	5.797	5.798	-0.001		4685114	55.4		111	14887	
D 3 13C5-PFPeA										
267.6 > 222.7	6.904	6.907	-0.003		4405611	57.4		115	10143	
4 Perfluoropentanoic acid										
262.9 > 218.7	6.909	6.910	-0.001	1.000	45680	1.02		102	19.5	
5 Perfluorobutane Sulfonate										
298.8 > 79.6	7.028	7.024	0.004	1.000	26557	NC			53.3	
298.8 > 98.6	7.028	7.024	0.004	1.000	15186		1.75(0.00-0.00)		31.9	
51 Perfluorobutanesulfonic acid										
298.8 > 79.6	7.028	7.024	0.004	1.000	26557	0.9021		102		
D 6 13C2 PFHxA										
314.6 > 269.7	8.155	8.156	-0.001		4660722	56.1		112	9898	
7 Perfluorohexanoic acid										
312.9 > 268.7	8.155	8.157	-0.002	1.000	48716	0.9832		98.3	270	
D 8 13C4-PFHpA										
366.6 > 321.6	9.388	9.387	0.001		4876027	57.0		114	6073	
9 Perfluoroheptanoic acid										
362.8 > 318.7	9.380	9.388	-0.008	1.000	66614	1.01		101	307	
10 Perfluorohexane Sulfonate										
398.3 > 79.2	9.419	9.421	-0.002	1.000	59480	NC			114	
58 Perfluorohexanesulfonic acid										
398.3 > 79.2	9.419	9.421	-0.002	1.000	59480	1.03		109		
D 11 18O2 PFHxS										
402.5 > 83.6	9.419	9.422	-0.003		1600780	53.9		114	3799	

Signal	RT	EXP RT	DLT RT	REL RT	Response	Amount ng/ml	Ratio(Limits)	%Rec	S/N	Flags
D 12 13C4 PFOA										
416.5 > 371.6	10.499	10.503	-0.004		5058838	56.7		113	5920	
13 Perfluorooctanoic acid										
412.8 > 368.8	10.499	10.504	-0.005	1.000	50890	1.04		104	84.7	
412.8 > 168.7	10.508	10.504	0.004	1.001	19193		2.65(0.00-0.00)	104	61.2	
39 Perfluoroheptanesulfonic Acid										
448.3 > 79.2	10.508	10.508	0.0	1.000	53923	0.9601		101		
14 Perfluoroheptane Sulfonate										
448.3 > 79.2	10.508	10.508	0.0	1.000	53923	NC			359	
D 16 13C4 PFOS										
502.4 > 79.7	11.467	11.465	0.002		394903	58.5		122	1542	
15 Perfluorooctane sulfonic acid										
498.3 > 79.2	11.467	11.466	0.001	1.000	73494	1.30		136	215	
498.3 > 98.2	11.467	11.466	0.001	1.000	46925		1.57(0.00-0.00)	136	89.2	
D 17 13C5 PFNA										
467.5 > 422.6	11.487	11.484	0.003		4536292	57.8		116	5606	
18 Perfluorononanoic acid										
462.5 > 418.6	11.487	11.486	0.001	1.000	129381	1.16		116	367	
D 19 13C2 PFDA										
514.4 > 469.5	12.324	12.325	-0.001		5822117	58.3		117	8557	
20 Perfluorodecanoic acid										
512.5 > 468.5	12.324	12.325	-0.001	1.000	117054	0.9679		96.8	254	
D 23 13C8 FOSA										
505.4 > 77.6	12.896	12.893	0.003		5415770	56.1		112	4768	
24 Perfluorooctane Sulfonamide										
497.5 > 77.6	12.896	12.893	0.003	1.000	113427	0.9793		97.9	292	
25 Perfluorodecane Sulfonate										
598.4 > 79.6	12.999	12.996	0.003	1.000	32142	NC			119	
49 Perfluorodecane Sulfonic acid										
598.4 > 79.6	12.999	12.996	0.003	1.000	32142	0.9244		95.9		
27 Perfluoroundecanoic acid										
562.4 > 518.5	13.041	13.042	-0.001	1.000	132732	0.9364		93.6	203	
D 26 13C2 PFUnA										
564.3 > 519.5	13.041	13.044	-0.003		6010665	59.3		119	7574	
D 28 13C2 PFDoA										
614.4 > 569.4	13.650	13.646	0.004		5994993	56.9		114	3402	
29 Perfluorododecanoic acid										
612.4 > 568.6	13.650	13.646	0.004	1.000	96089	0.8786		87.9	51.4	
30 Perfluorotridecanoic acid										
662.4 > 618.5	14.161	14.162	-0.001	1.000	90621	1.10		110	55.8	
32 Perfluorotetradecanoic acid										
712.6 > 668.5	14.598	14.600	-0.002	1.000	48934	1.12		112	50.3	
D 33 13C2-PFTeDA										
714.5 > 669.5	14.598	14.601	-0.003		4011816	52.9		106	3196	
D 35 13C2-PFHxDA										
814.8 > 769.6	15.257	15.255	0.002		1614964	55.4		111	2889	
34 Perfluorohexadecanoic acid										
812.6 > 768.6	15.257	15.255	0.002	1.000	147266	1.02		102	40.2	

Signal	RT	EXP RT	DLT RT	REL RT	Response	Amount ng/ml	Ratio(Limits)	%Rec	S/N	Flags
36 Perfluorooctandecanoic acid										
912.7 > 868.6	15.595	15.593	0.002	1.000	71437	1.00		100	103	

QC Flag Legend

Processing Flags

NC - Not Calibrated

Reagents:

LCPFC-L2_00018 Amount Added: 1.00 Units: mL

Report Date: 27-May-2016 09:59:53 Chrom Revision: 2.2 20-Apr-2016 13:59:46

TestAmerica Sacramento

Data File: \\ChromNA\Sacramento\ChromData\A4\20160525-31065.b\25MAY2016B4A_006.d

Injection Date: 25-May-2016 17:15:50 Instrument ID: A4

Lims ID: Std L2

Client ID:

Operator ID: JRB ALS Bottle#: 11 Worklist Smp#: 6

Injection Vol: 15.0 ul Dil. Factor: 1.0000

Method: PFAC_A4 Limit Group: LC PFC_DOD ICAL

2 Perfluorobutyric acid

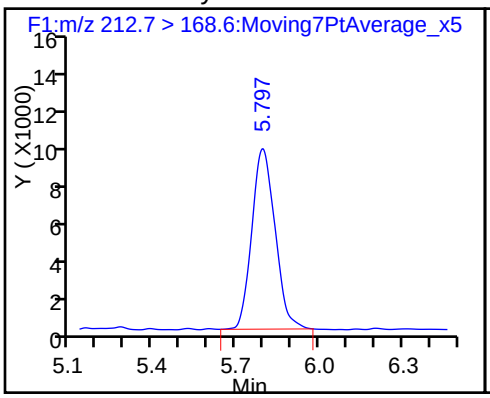

D 1 13C4 PFBA

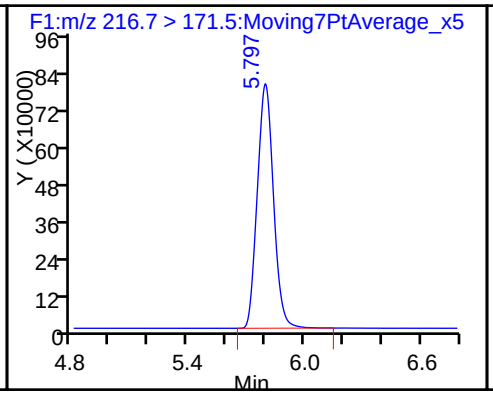

D 3 13C5-PFPeA

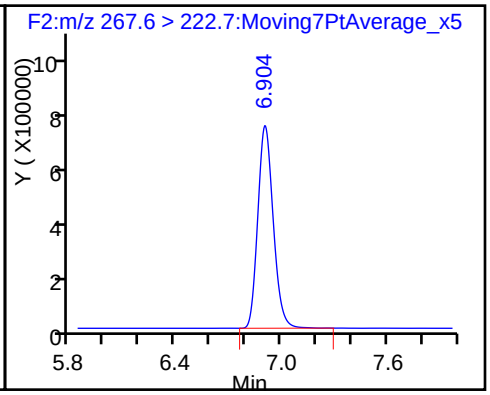

4 Perfluoropentanoic acid

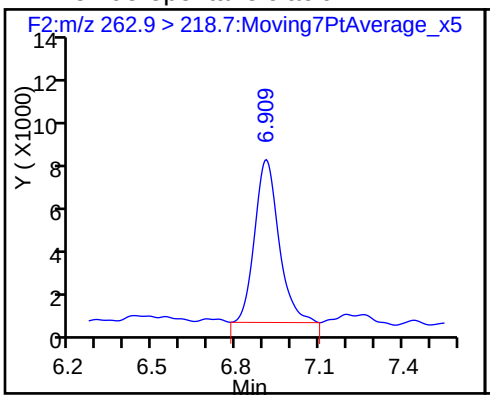

51 Perfluorobutanesulfonic acid

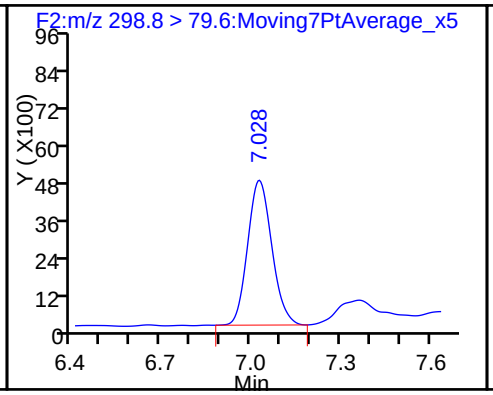

D 6 13C2 PFHxA

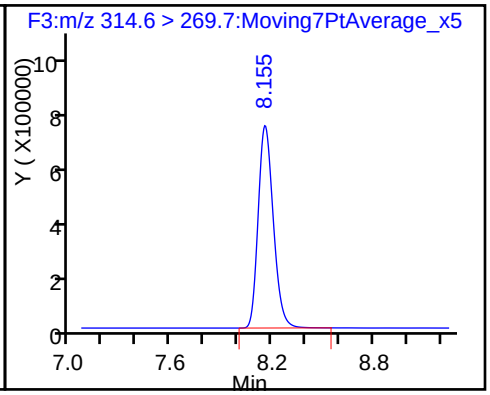

7 Perfluorohexanoic acid

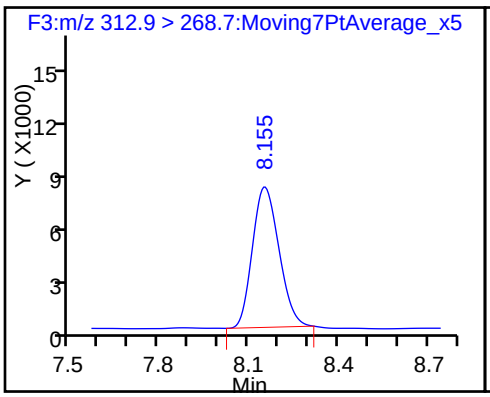

D 8 13C4-PFHpA

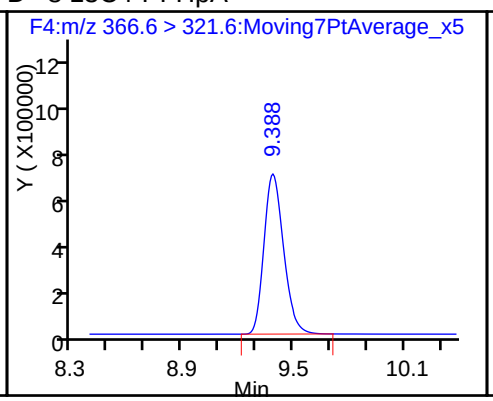

9 Perfluoroheptanoic acid

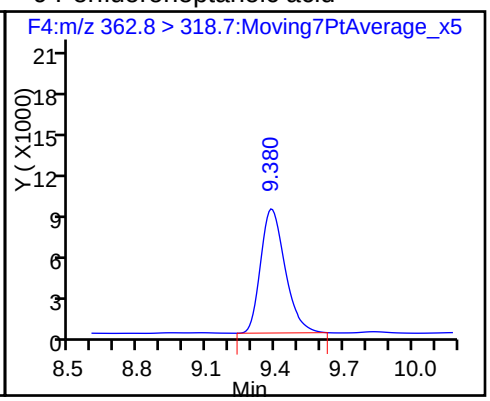

58 Perfluorohexanesulfonic acid

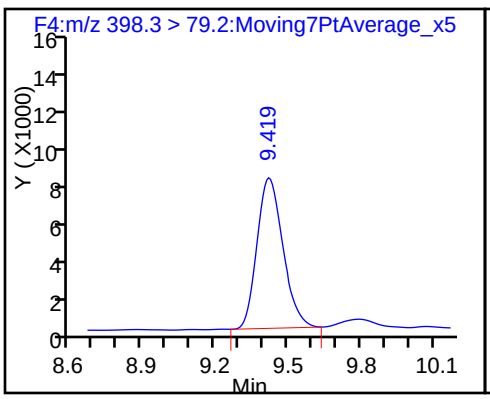

D 11 18O2 PFHxS

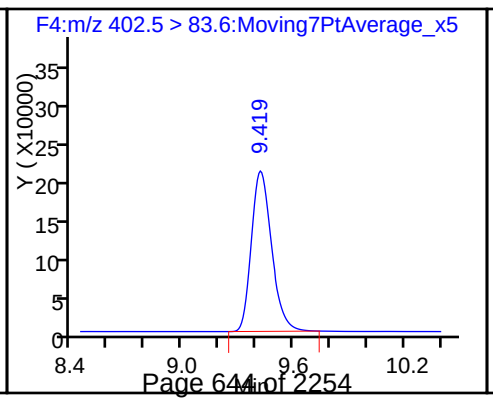

D 12 13C4 PFOA

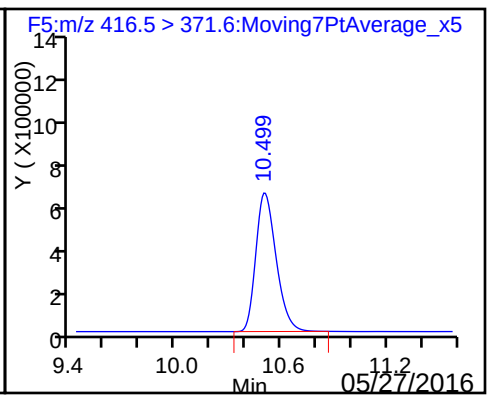

13 Perfluorooctanoic acid

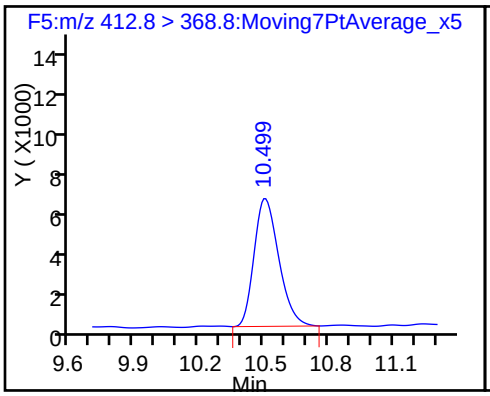

13 Perfluorooctanoic acid

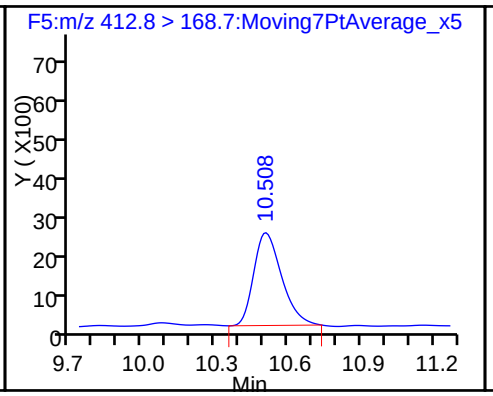

39 Perfluoroheptanesulfonic Acid

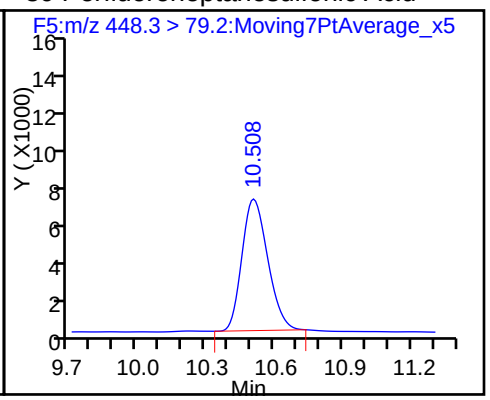

D 16 13C4 PFOS

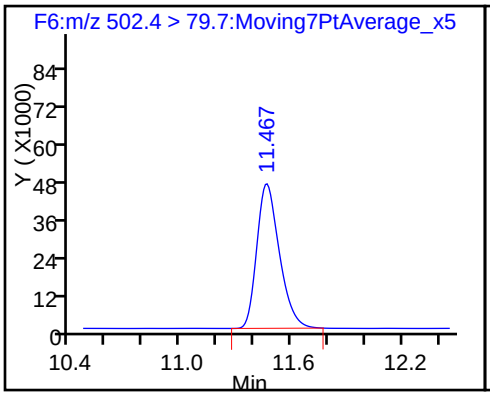

15 Perfluorooctane sulfonic acid

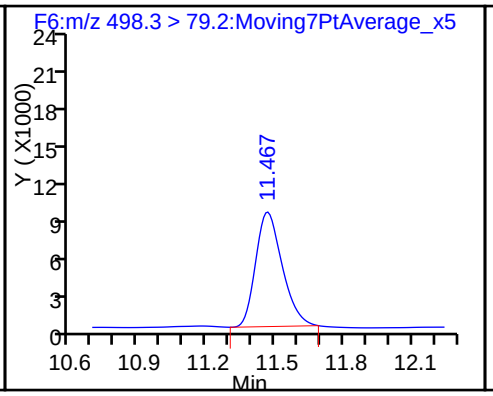

15 Perfluorooctane sulfonic acid

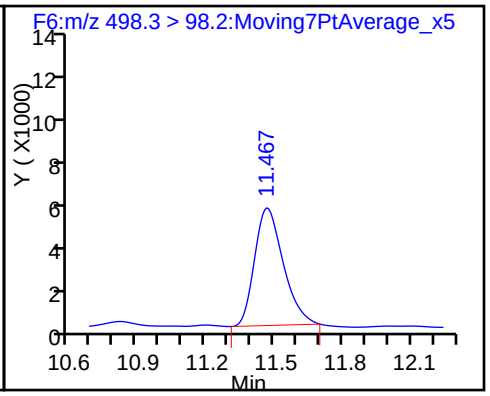

D 17 13C5 PFNA

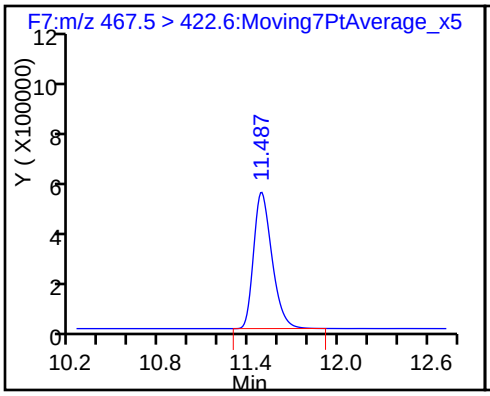

18 Perfluorononanoic acid

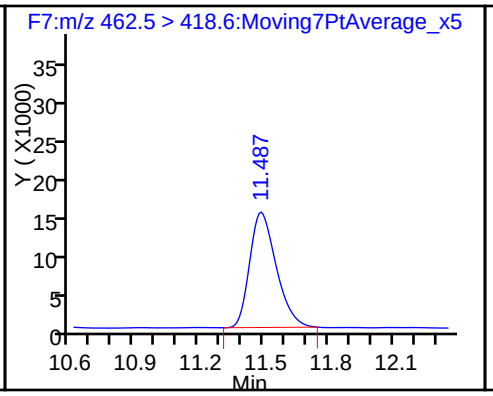

D 19 13C2 PFDA

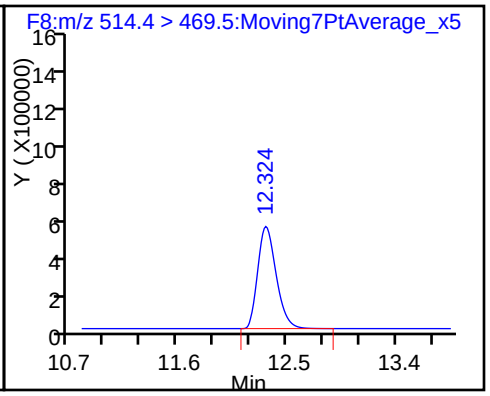

20 Perfluorodecanoic acid

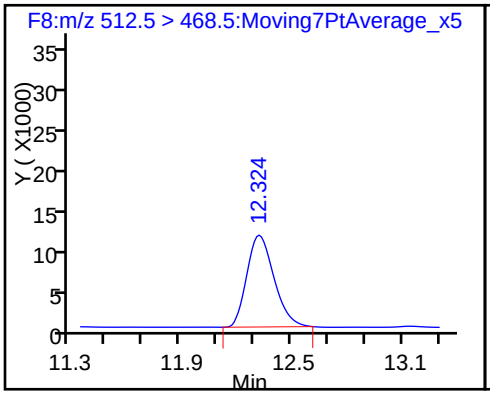

D 23 13C8 FOSA

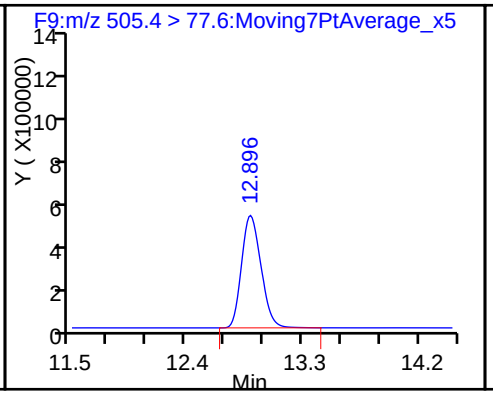

24 Perfluorooctane Sulfonamide

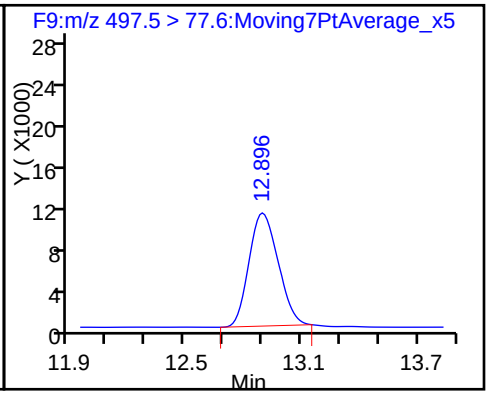

49 Perfluorodecane Sulfonic acid

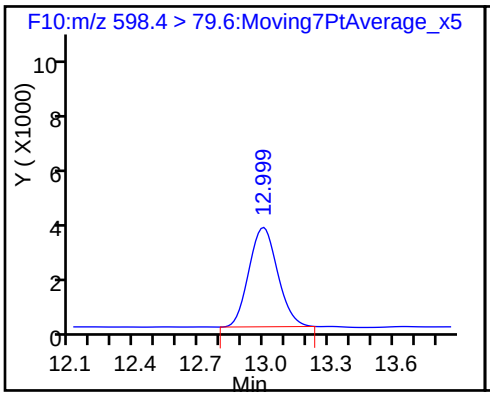

27 Perfluoroundecanoic acid

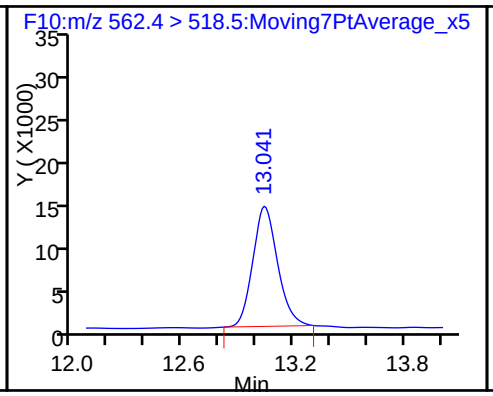

D 26 13C2 PFUnA

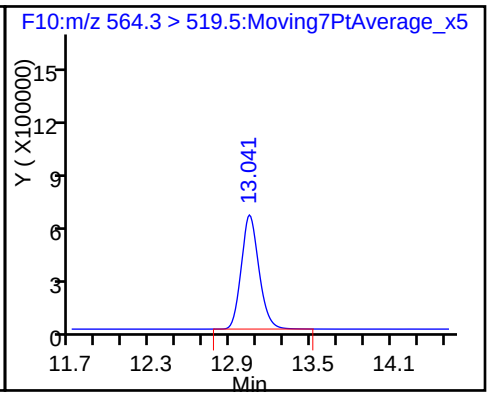

D 28 13C2 PFDoA

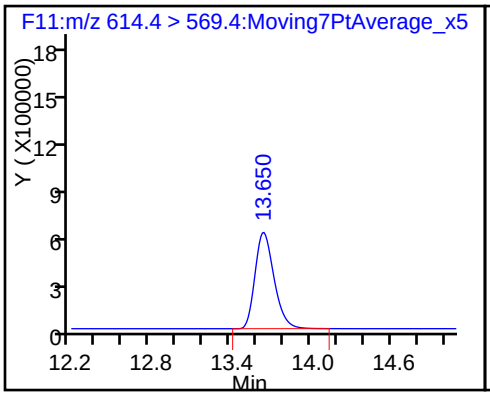

29 Perfluorododecanoic acid

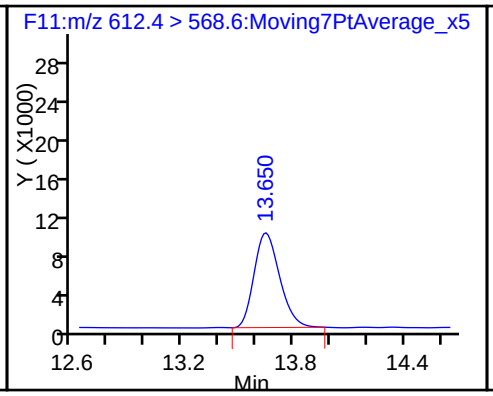

30 Perfluorotridecanoic acid

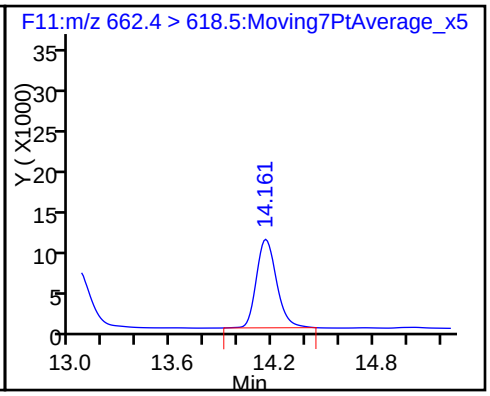

32 Perfluorotetradecanoic acid

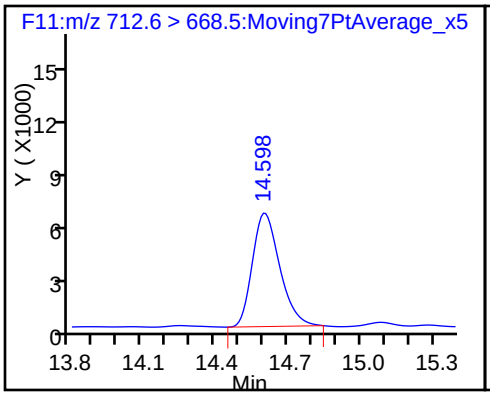

D 33 13C2-PFTeDA

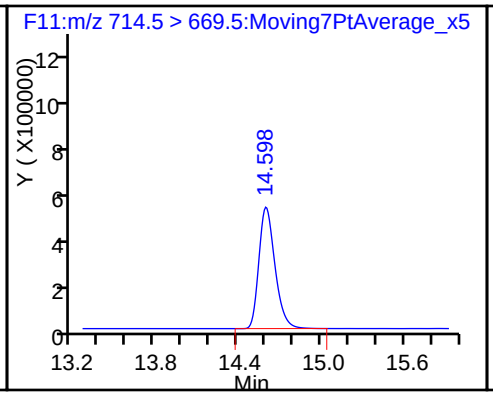

D 35 13C2-PFHxDA

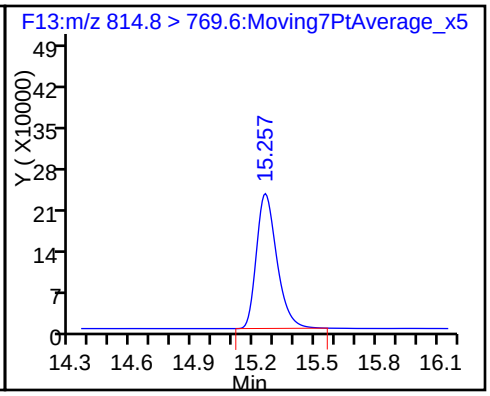

34 Perfluorohexadecanoic acid

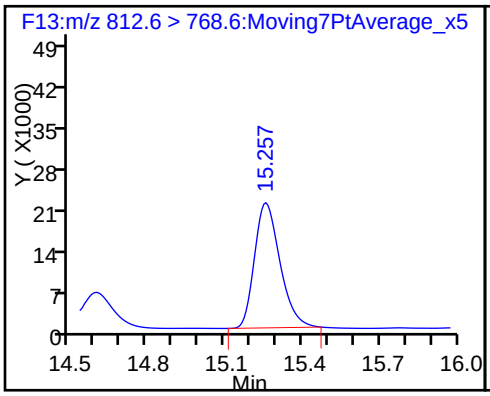

36 Perfluorooctandecanoic acid

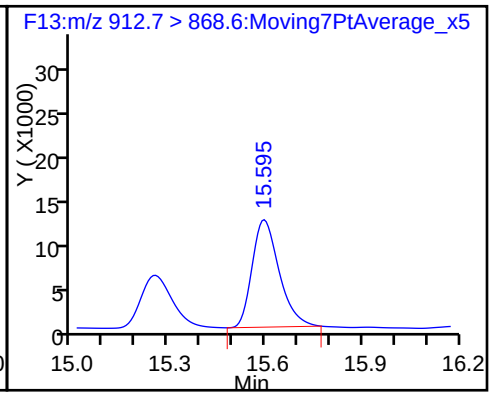

TestAmerica Sacramento
Target Compound Quantitation Report

Data File: \\ChromNA\Sacramento\ChromData\A4\20160525-31065.b\25MAY2016B4A_007.d
Lims ID: Std L3
Client ID:
Sample Type: IC Calib Level: 3
Inject. Date: 25-May-2016 17:36:58 ALS Bottle#: 12 Worklist Smp#: 7
Injection Vol: 15.0 ul Dil. Factor: 1.0000
Sample Info: STD L3
Misc. Info.: Acquity BEH C18,1.7u, 3X150mm,T=35C
Operator ID: JRB Instrument ID: A4
Sublist: chrom-PFAC_A4*sub12

Method: \\ChromNA\Sacramento\ChromData\A4\20160525-31065.b\PFAC_A4.m
Limit Group: LC PFC_DOD ICAL
Last Update: 27-May-2016 09:59:54 Calib Date: 25-May-2016 19:01:43
Integrator: Picker
Quant Method: Isotopic Dilution Quant By: Initial Calibration
Last ICal File: \\ChromNA\Sacramento\ChromData\A4\20160525-31065.b\25MAY2016B4A_011.d

Column 1 : Det: F1:MRM
Process Host: XAWRK014

First Level Reviewer: barnettj Date: 27-May-2016 09:55:50

Signal	RT	EXP RT	DLT RT	REL RT	Response	Amount ng/ml	Ratio(Limits)	%Rec	S/N	Flags
2 Perfluorobutyric acid										
212.7 > 168.6	5.797	5.798	-0.001	1.000	297640	5.21		104	1398	
D 1 13C4 PFBA										
216.7 > 171.5	5.797	5.798	-0.001		4448328	52.6		105	16101	
D 3 13C5-PFPeA										
267.6 > 222.7	6.909	6.907	0.002		3991347	52.0		104	6618	
4 Perfluoropentanoic acid										
262.9 > 218.7	6.913	6.910	0.003	1.000	208712	5.15		103	94.5	
5 Perfluorobutane Sulfonate										
298.8 > 79.6	7.024	7.024	0.0	1.000	98828	NC			240	
298.8 > 98.6	7.024	7.024	0.0	1.000	65179		1.52(0.00-0.00)		142	
51 Perfluorobutanesulfonic acid										
298.8 > 79.6	7.024	7.024	0.0	1.000	98828	3.99		90.3		
D 6 13C2 PFHxA										
314.6 > 269.7	8.160	8.156	0.004		4410855	53.1		106	9884	
7 Perfluorohexanoic acid										
312.9 > 268.7	8.160	8.157	0.003	1.000	221266	5.41		108	858	
D 8 13C4-PFHpA										
366.6 > 321.6	9.388	9.387	0.001		4653428	54.4		109	7627	
9 Perfluoroheptanoic acid										
362.8 > 318.7	9.388	9.388	0.0	1.000	229994	4.75		95.0	663	
10 Perfluorohexane Sulfonate										
398.3 > 79.2	9.419	9.421	-0.002	1.000	253682	NC			474	
58 Perfluorohexanesulfonic acid										
398.3 > 79.2	9.419	9.421	-0.002	1.000	253682	4.56		96.4		
D 11 18O2 PFHxS										
402.5 > 83.6	9.419	9.422	-0.003		1539364	51.9		110	4335	

Signal	RT	EXP RT	DLT RT	REL RT	Response	Amount ng/ml	Ratio(Limits)	%Rec	S/N	Flags
D 12 13C4 PFOA										
416.5 > 371.6	10.502	10.503	-0.001		4731111	53.1		106	8520	
13 Perfluorooctanoic acid										
412.8 > 368.8	10.502	10.504	-0.002	1.000	229522	5.29		106	435	
412.8 > 168.7	10.511	10.504	0.007	1.001	76842		2.99(0.00-0.00)	106	335	
39 Perfluoroheptanesulfonic Acid										
448.3 > 79.2	10.502	10.508	-0.006	1.000	260465	4.74		99.7		
14 Perfluoroheptane Sulfonate										
448.3 > 79.2	10.502	10.508	-0.006	1.000	260465	NC			1116	
D 16 13C4 PFOS										
502.4 > 79.7	11.461	11.465	-0.004		346744	51.4		107	1150	
15 Perfluorooctane sulfonic acid										
498.3 > 79.2	11.461	11.466	-0.005	1.000	400180	4.60		96.3	1500	
498.3 > 98.2	11.470	11.466	0.004	1.001	222000		1.80(0.00-0.00)	96.3	444	
D 17 13C5 PFNA										
467.5 > 422.6	11.480	11.484	-0.004		4259193	54.3		109	7438	
18 Perfluorononanoic acid										
462.5 > 418.6	11.480	11.486	-0.006	1.000	540290	5.15		103	1060	
D 19 13C2 PFDA										
514.4 > 469.5	12.327	12.325	0.002		5669119	56.7		113	5615	
20 Perfluorodecanoic acid										
512.5 > 468.5	12.327	12.325	0.002	1.000	597671	5.08		102	1438	
D 23 13C8 FOSA										
505.4 > 77.6	12.888	12.893	-0.005		5300712	54.9		110	4612	
24 Perfluorooctane Sulfonamide										
497.5 > 77.6	12.888	12.893	-0.005	1.000	588024	5.19		104	1148	
25 Perfluorodecane Sulfonate										
598.4 > 79.6	12.991	12.996	-0.005	1.000	165005	NC			776	
49 Perfluorodecane Sulfonic acid										
598.4 > 79.6	12.991	12.996	-0.005	1.000	165005	5.40		112		
27 Perfluoroundecanoic acid										
562.4 > 518.5	13.044	13.042	0.002	1.000	644718	5.02		100	788	
D 26 13C2 PFUnA										
564.3 > 519.5	13.044	13.044	0.0		5441575	53.7		107	5474	
D 28 13C2 PFDoA										
614.4 > 569.4	13.644	13.646	-0.002		5430267	51.5		103	3396	
29 Perfluorododecanoic acid										
612.4 > 568.6	13.644	13.646	-0.002	1.000	548185	5.53		111	336	
30 Perfluorotridecanoic acid										
662.4 > 618.5	14.154	14.162	-0.008	1.000	442855	5.64		113	232	
32 Perfluorotetradecanoic acid										
712.6 > 668.5	14.592	14.600	-0.008	1.000	194966	4.69		93.8	149	
D 33 13C2-PFTeDA										
714.5 > 669.5	14.602	14.601	0.001		3830217	50.5		101	2935	
D 35 13C2-PFHxDA										
814.8 > 769.6	15.252	15.255	-0.003		1499037	51.4		103	3014	
34 Perfluorohexadecanoic acid										
812.6 > 768.6	15.252	15.255	-0.003	1.000	429422	4.82		96.4	104	

Signal	RT	EXP RT	DLT RT	REL RT	Response	Amount ng/ml	Ratio(Limits)	%Rec	S/N	Flags
36 Perfluorooctandecanoic acid										
912.7 > 868.6	15.591	15.593	-0.002	1.000	333192	5.03		101	456	

QC Flag Legend

Processing Flags

NC - Not Calibrated

Reagents:

LCPFC-L3_00016 Amount Added: 1.00 Units: mL

Report Date: 27-May-2016 09:59:54 Chrom Revision: 2.2 20-Apr-2016 13:59:46

TestAmerica Sacramento

Data File: \\ChromNA\Sacramento\ChromData\A4\20160525-31065.b\25MAY2016B4A_007.d

Injection Date: 25-May-2016 17:36:58 Instrument ID: A4

Lims ID: Std L3

Client ID:

Operator ID: JRB ALS Bottle#: 12 Worklist Smp#: 7

Injection Vol: 15.0 ul Dil. Factor: 1.0000

Method: PFAC_A4 Limit Group: LC PFC_DOD ICAL

2 Perfluorobutyric acid

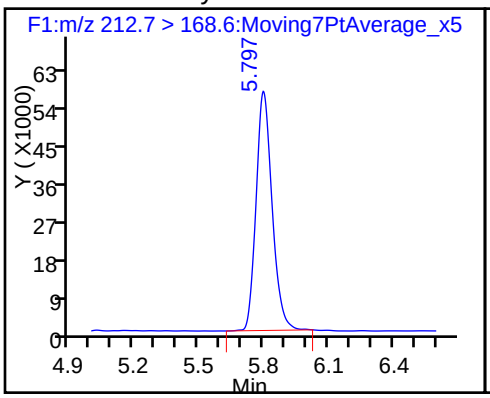

D 1 13C4 PFBA

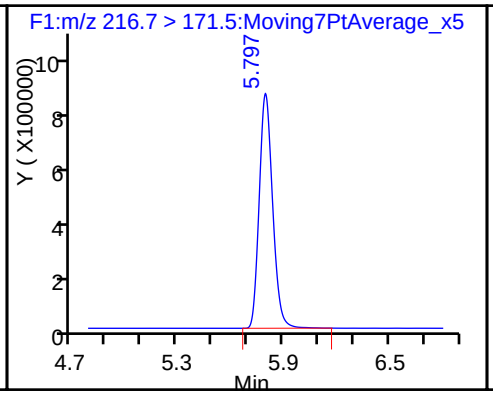

D 3 13C5-PFPeA

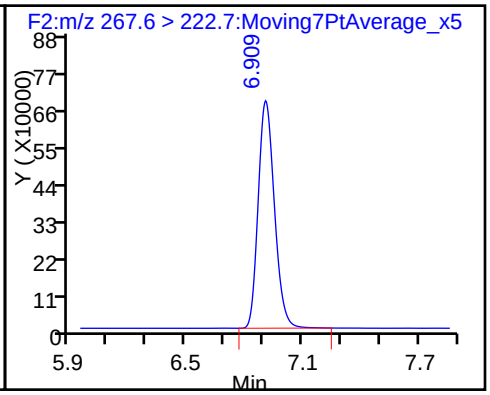

4 Perfluoropentanoic acid

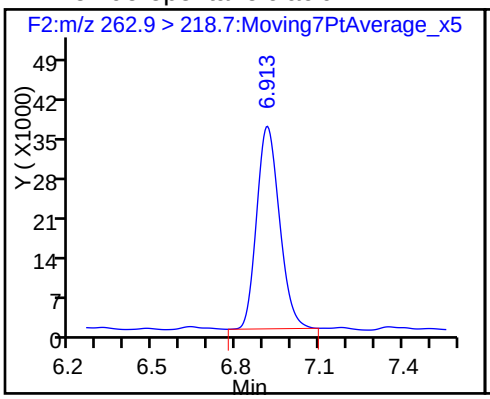

51 Perfluorobutanesulfonic acid

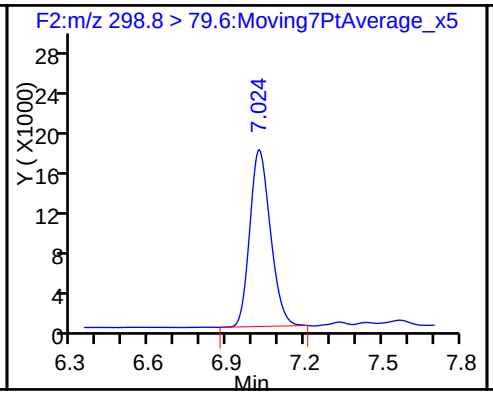

D 6 13C2 PFHxA

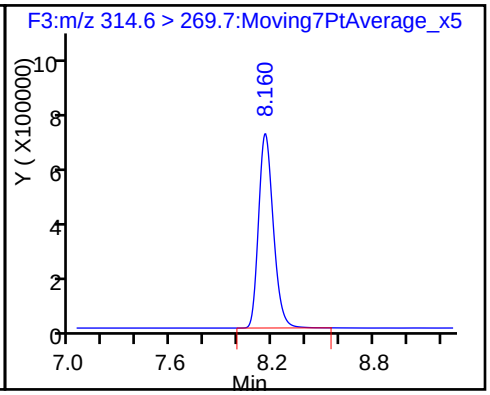

7 Perfluorohexanoic acid

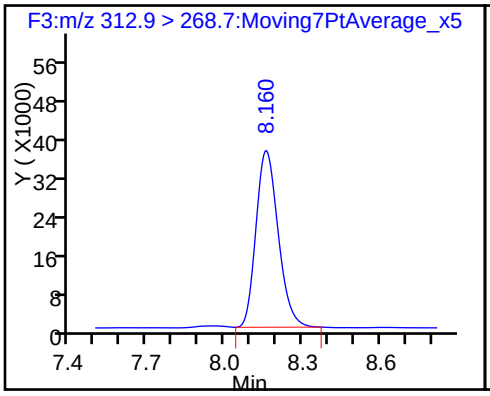

D 8 13C4-PFHpA

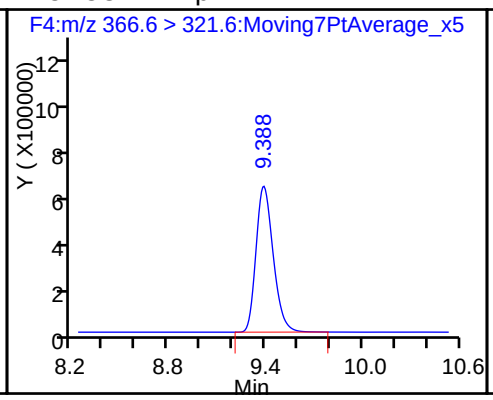

9 Perfluoroheptanoic acid

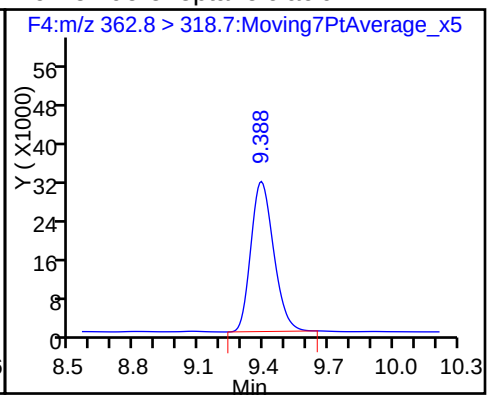

58 Perfluorohexanesulfonic acid

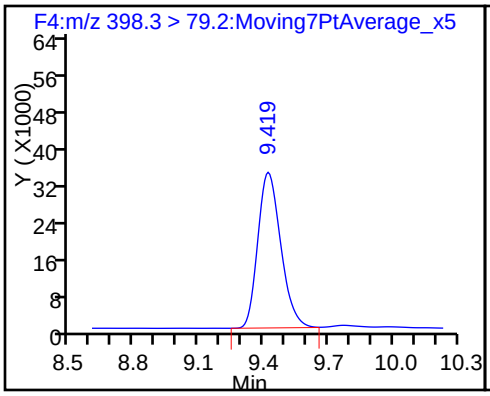

D 11 18O2 PFHxS

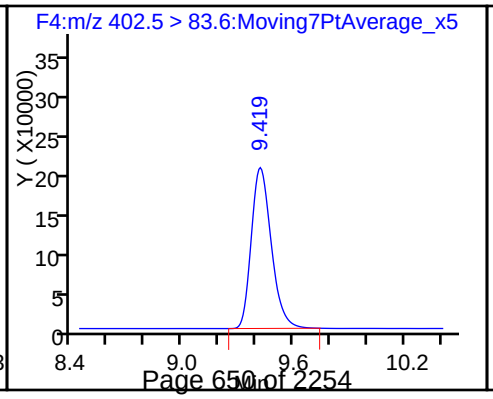

D 12 13C4 PFOA

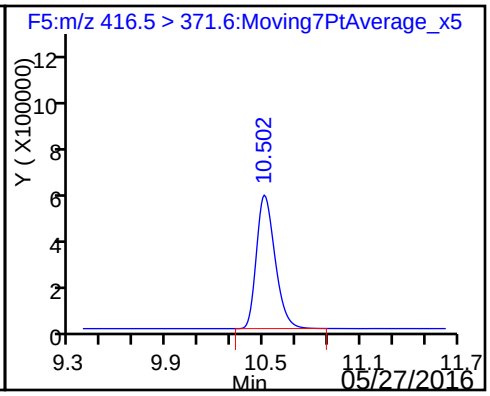

13 Perfluorooctanoic acid

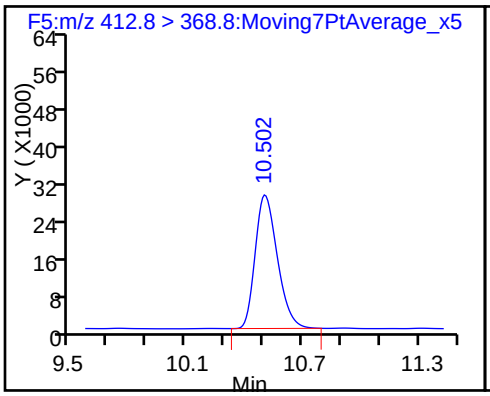

13 Perfluorooctanoic acid

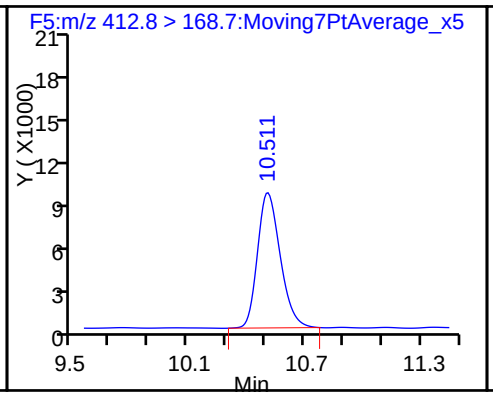

39 Perfluoroheptanesulfonic Acid

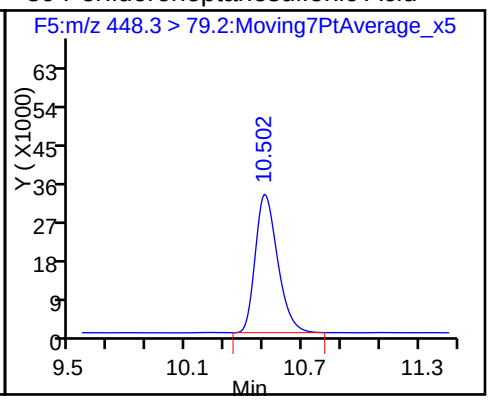

D 16 13C4 PFOS

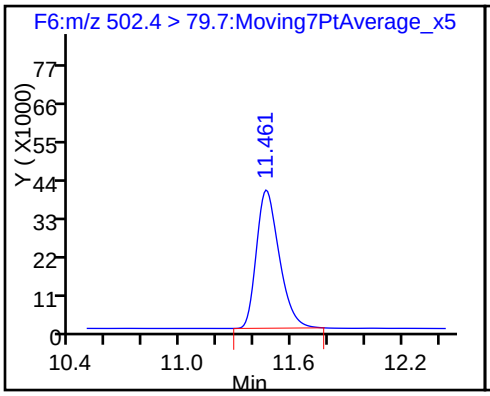

15 Perfluorooctane sulfonic acid

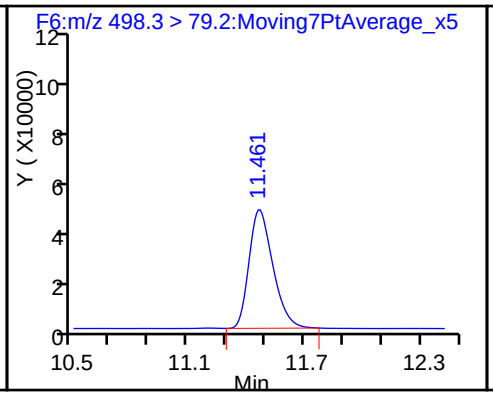

15 Perfluorooctane sulfonic acid

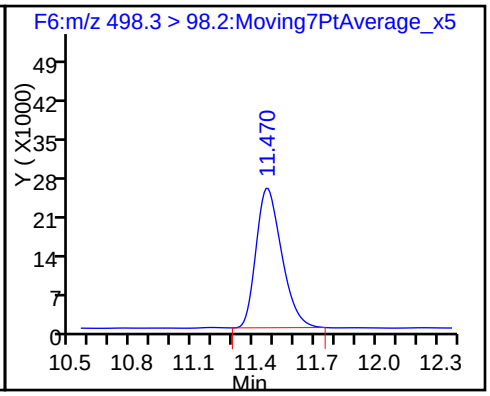

D 17 13C5 PFNA

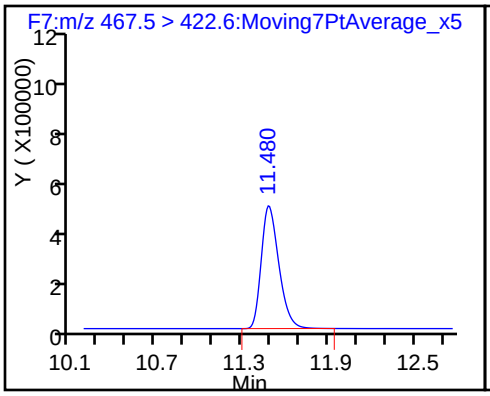

18 Perfluorononanoic acid

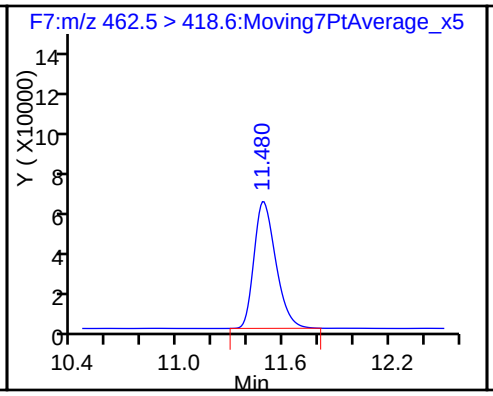

D 19 13C2 PFDA

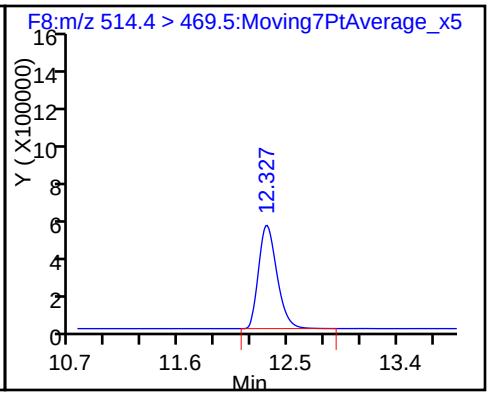

20 Perfluorodecanoic acid

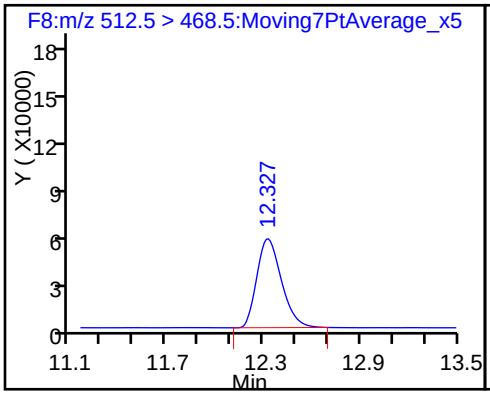

D 23 13C8 FOSA

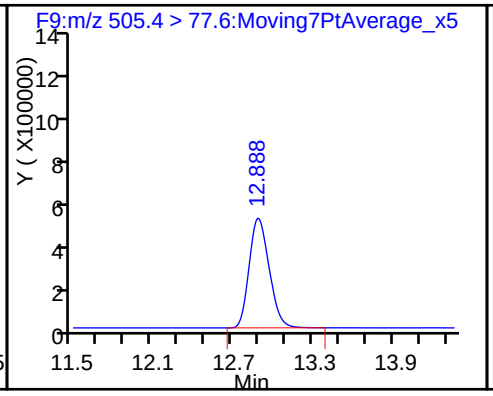

24 Perfluorooctane Sulfonamide

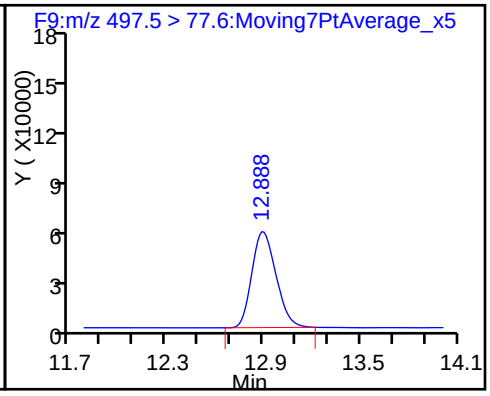

49 Perfluorodecane Sulfonic acid

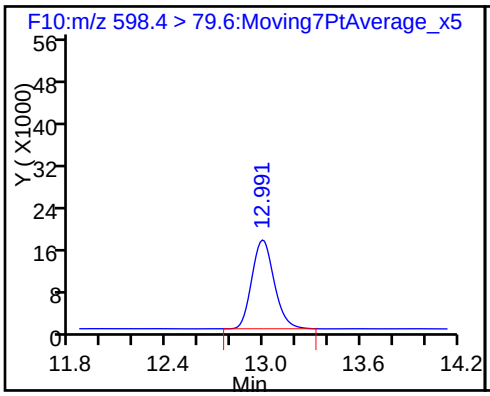

27 Perfluoroundecanoic acid

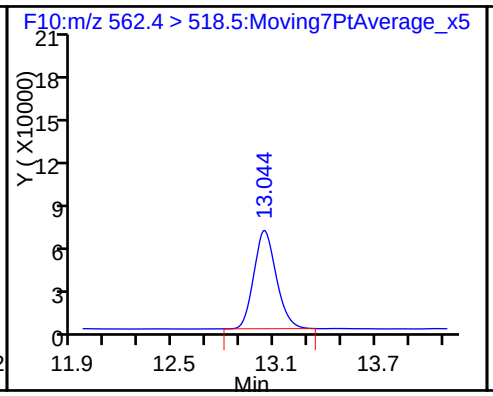

D 26 13C2 PFUnA

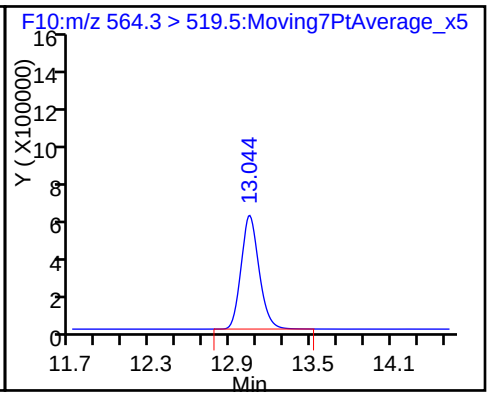

D 28 13C2 PFDoA

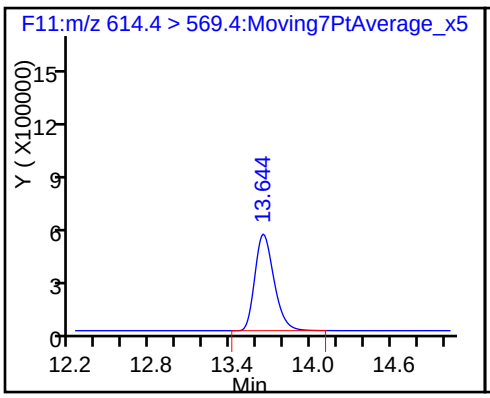

29 Perfluorododecanoic acid

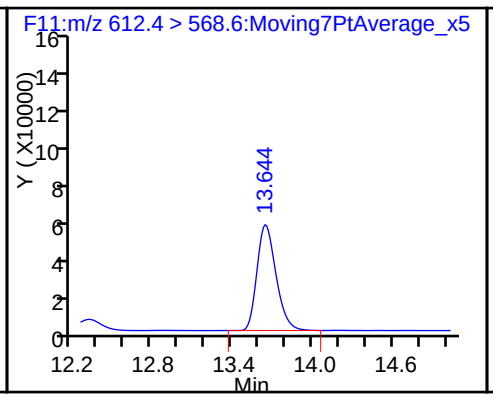

30 Perfluorotridecanoic acid

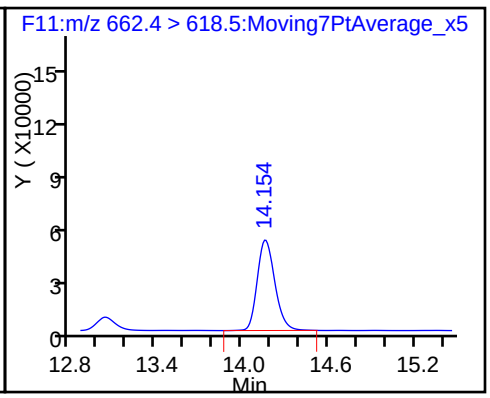

32 Perfluorotetradecanoic acid

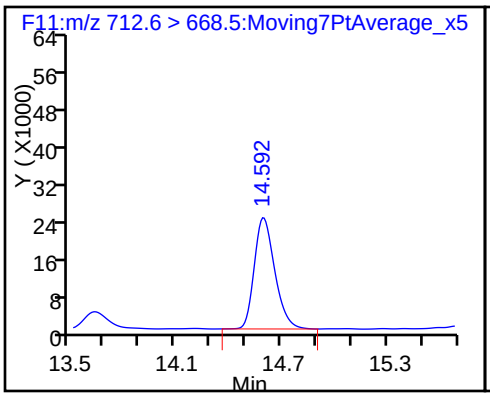

D 33 13C2-PFTeDA

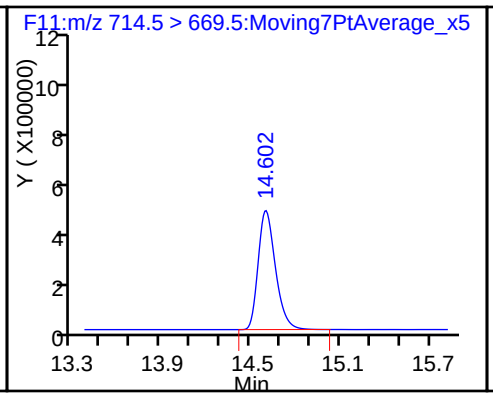

D 35 13C2-PFHxDA

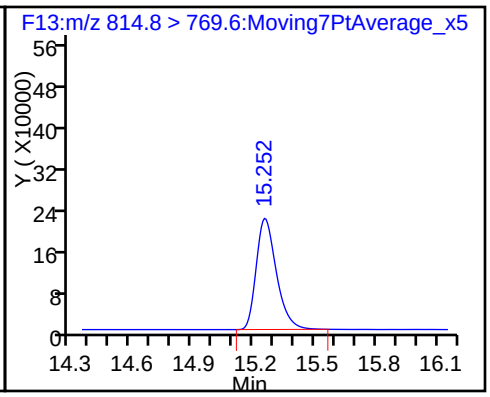

34 Perfluorohexadecanoic acid

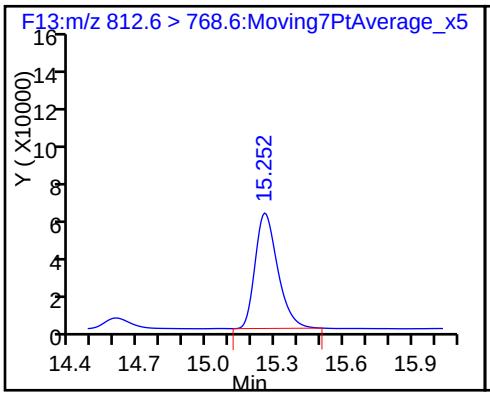

36 Perfluorooctandecanoic acid

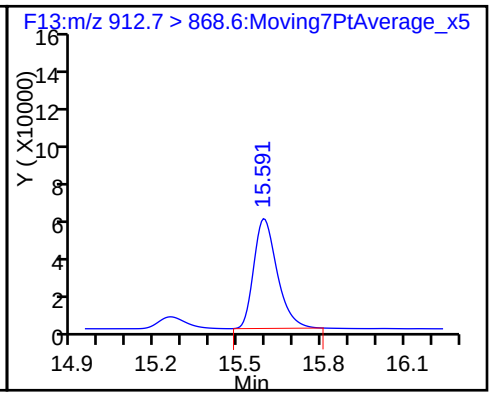

TestAmerica Sacramento
Target Compound Quantitation Report

Data File: \\ChromNA\Sacramento\ChromData\A4\20160525-31065.b\25MAY2016B4A_008.d
Lims ID: Std L4
Client ID:
Sample Type: IC Calib Level: 4
Inject. Date: 25-May-2016 17:58:10 ALS Bottle#: 13 Worklist Smp#: 8
Injection Vol: 15.0 ul Dil. Factor: 1.0000
Sample Info: STD L4
Misc. Info.: Acquity BEH C18,1.7u, 3X150mm,T=35C
Operator ID: JRB Instrument ID: A4
Sublist: chrom-PFAC_A4*sub12

Method: \\ChromNA\Sacramento\ChromData\A4\20160525-31065.b\PFAC_A4.m
Limit Group: LC PFC_DOD ICAL
Last Update: 27-May-2016 09:59:55 Calib Date: 25-May-2016 19:01:43
Integrator: Picker
Quant Method: Isotopic Dilution Quant By: Initial Calibration
Last ICal File: \\ChromNA\Sacramento\ChromData\A4\20160525-31065.b\25MAY2016B4A_011.d

Column 1 : Det: F1:MRM
Process Host: XAWRK014

First Level Reviewer: barnettj Date: 25-May-2016 19:09:55

Signal	RT	EXP RT	DLT RT	REL RT	Response	Amount ng/ml	Ratio(Limits)	%Rec	S/N	Flags
2 Perfluorobutyric acid										
212.7 > 168.6	5.797	5.798	-0.001	1.000	1071850	18.2		90.9	3903	
D 1 13C4 PFBA										
216.7 > 171.5	5.800	5.798	0.002		4591623	54.3		109	17146	
D 3 13C5-PFPeA										
267.6 > 222.7	6.904	6.907	-0.003		3991474	52.0		104	7812	
4 Perfluoropentanoic acid										
262.9 > 218.7	6.909	6.910	-0.001	1.000	776204	19.1		95.7	360	
5 Perfluorobutane Sulfonate										
298.8 > 79.6	7.024	7.024	0.0	1.000	360125	NC			703	
298.8 > 98.6	7.024	7.024	0.0	1.000	244125		1.48(0.00-0.00)		548	
51 Perfluorobutanesulfonic acid										
298.8 > 79.6	7.024	7.024	0.0	1.000	360125	16.7		94.5		
D 6 13C2 PFHxA										
314.6 > 269.7	8.155	8.156	-0.001		4438990	53.5		107	7931	
7 Perfluorohexanoic acid										
312.9 > 268.7	8.155	8.157	-0.002	1.000	721387	17.9		89.6	1491	
D 8 13C4-PFHpA										
366.6 > 321.6	9.388	9.387	0.001		4352241	50.9		102	7598	
9 Perfluoroheptanoic acid										
362.8 > 318.7	9.388	9.388	0.0	1.000	762273	17.9		89.4	2345	
10 Perfluorohexane Sulfonate										
398.3 > 79.2	9.419	9.421	-0.002	1.000	836825	NC			1573	
58 Perfluorohexanesulfonic acid										
398.3 > 79.2	9.419	9.421	-0.002	1.000	836825	16.7		88.5		
D 11 18O2 PFHxS										
402.5 > 83.6	9.419	9.422	-0.003		1383940	46.6		98.6	2880	

Signal	RT	EXP RT	DLT RT	REL RT	Response	Amount ng/ml	Ratio(Limits)	%Rec	S/N	Flags
D 12 13C4 PFOA										
416.5 > 371.6	10.502	10.503	-0.001		4400676	49.4		98.7	8204	
13 Perfluorooctanoic acid										
412.8 > 368.8	10.502	10.504	-0.002	1.000	740049	18.5		92.6	1413	
412.8 > 168.7	10.502	10.504	-0.002	1.000	254003		2.91(0.00-0.00)	92.6	1124	
39 Perfluoroheptanesulfonic Acid										
448.3 > 79.2	10.511	10.508	0.003	1.000	874389	15.8		82.9		
14 Perfluoroheptane Sulfonate										
448.3 > 79.2	10.511	10.508	0.003	1.000	874389	NC			1812	
D 16 13C4 PFOS										
502.4 > 79.7	11.461	11.465	-0.004		343813	50.9		107	1367	
15 Perfluorooctane sulfonic acid										
498.3 > 79.2	11.470	11.466	0.004	1.000	1353901	14.1		73.8	2350	
498.3 > 98.2	11.461	11.466	-0.005	0.999	818357		1.65(0.00-0.00)	73.8	1126	
D 17 13C5 PFNA										
467.5 > 422.6	11.480	11.484	-0.004		4095685	52.2		104	5733	
18 Perfluorononanoic acid										
462.5 > 418.6	11.480	11.486	-0.006	1.000	1866863	18.5		92.6	3372	
D 19 13C2 PFDA										
514.4 > 469.5	12.327	12.325	0.002		4909456	49.1		98.3	6069	
20 Perfluorodecanoic acid										
512.5 > 468.5	12.327	12.325	0.002	1.000	2122830	20.8		104	2631	
D 23 13C8 FOSA										
505.4 > 77.6	12.888	12.893	-0.005		5285513	54.8		110	5392	
24 Perfluorooctane Sulfonamide										
497.5 > 77.6	12.888	12.893	-0.005	1.000	2104314	18.6		93.1	2345	
25 Perfluorodecane Sulfonate										
598.4 > 79.6	12.991	12.996	-0.005	1.000	522503	NC			1398	
49 Perfluorodecane Sulfonic acid										
598.4 > 79.6	12.991	12.996	-0.005	1.000	522503	17.3		89.5		
27 Perfluoroundecanoic acid										
562.4 > 518.5	13.044	13.042	0.002	1.000	2308031	18.4		92.0	2547	
D 26 13C2 PFUnA										
564.3 > 519.5	13.044	13.044	0.0		5319223	52.5		105	6022	
D 28 13C2 PFDoA										
614.4 > 569.4	13.644	13.646	-0.002		5576489	52.9		106	2954	
29 Perfluorododecanoic acid										
612.4 > 568.6	13.644	13.646	-0.002	1.000	1916429	18.8		94.2	936	
30 Perfluorotridecanoic acid										
662.4 > 618.5	14.164	14.162	0.002	1.000	1515996	18.6		93.0	875	
32 Perfluorotetradecanoic acid										
712.6 > 668.5	14.602	14.600	0.002	1.000	701642	16.3		81.4	530	
D 33 13C2-PFTeDA										
714.5 > 669.5	14.602	14.601	0.001		3973031	52.3		105	2966	
D 35 13C2-PFHxDA										
814.8 > 769.6	15.252	15.255	-0.003		1482695	50.9		102	2650	
34 Perfluorohexadecanoic acid										
812.6 > 768.6	15.252	15.255	-0.003	1.000	1427552	18.0		89.8	327	

Signal	RT	EXP RT	DLT RT	REL RT	Response	Amount ng/ml	Ratio(Limits)	%Rec	S/N	Flags
36 Perfluorooctandecanoic acid										
912.7 > 868.6	15.591	15.593	-0.002	1.000	1188460	18.1		90.6	1236	

QC Flag Legend

Processing Flags

NC - Not Calibrated

Reagents:

LCPFC-L4_00018 Amount Added: 1.00 Units: mL

Report Date: 27-May-2016 09:59:56 Chrom Revision: 2.2 20-Apr-2016 13:59:46

TestAmerica Sacramento

Data File: \\ChromNA\Sacramento\ChromData\A4\20160525-31065.b\25MAY2016B4A_008.d

Injection Date: 25-May-2016 17:58:10 Instrument ID: A4

Lims ID: Std L4

Client ID:

Operator ID: JRB ALS Bottle#: 13 Worklist Smp#: 8

Injection Vol: 15.0 ul Dil. Factor: 1.0000

Method: PFAC_A4 Limit Group: LC PFC_DOD ICAL

2 Perfluorobutyric acid

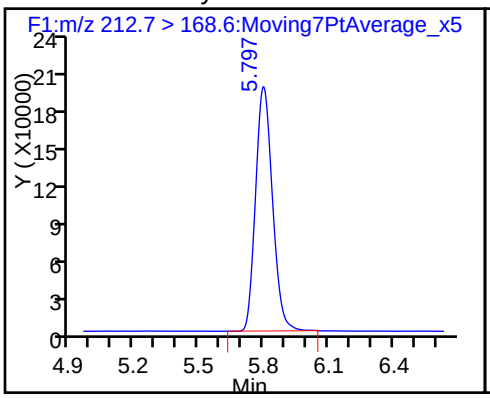

D 1 13C4 PFBA

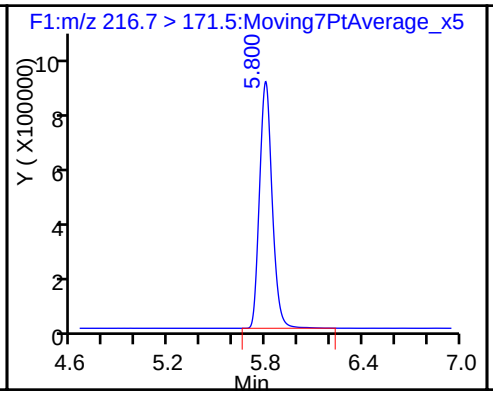

D 3 13C5-PFPeA

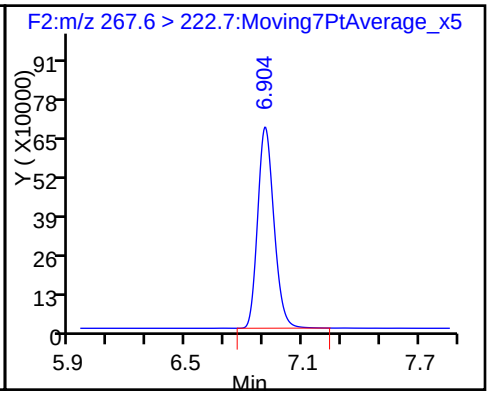

4 Perfluoropentanoic acid

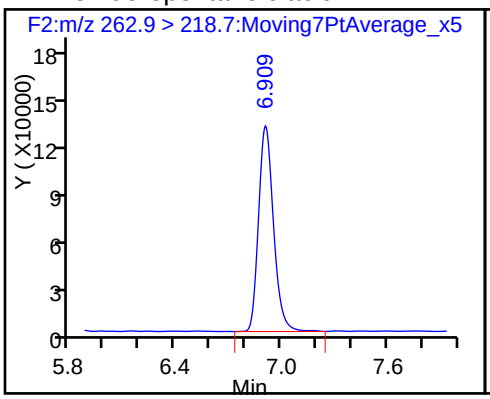

51 Perfluorobutanesulfonic acid

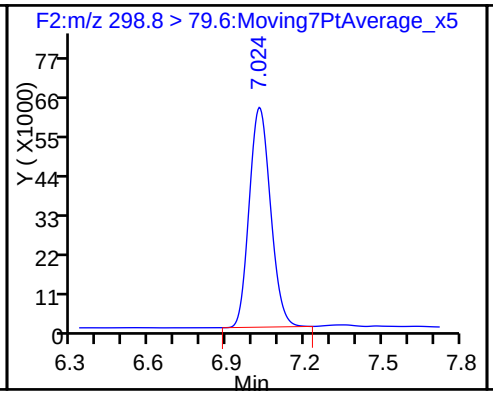

D 6 13C2 PFHxA

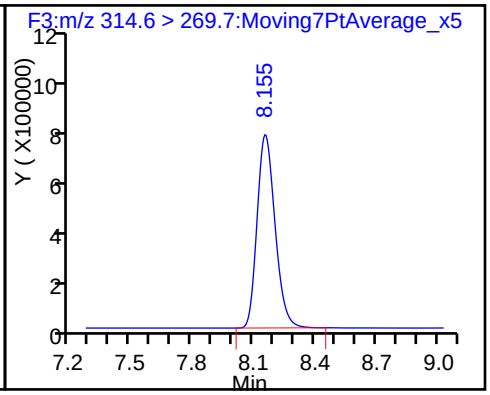

7 Perfluorohexanoic acid

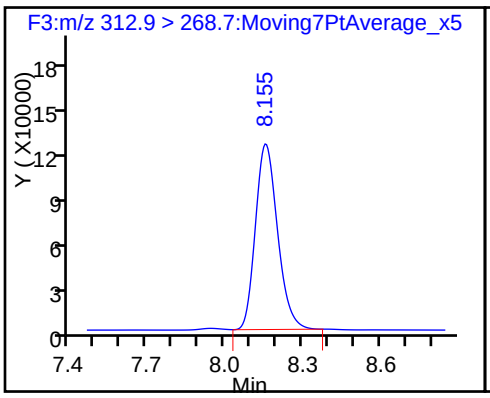

D 8 13C4-PFHpA

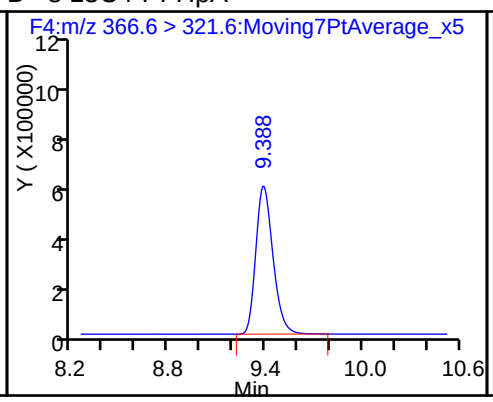

9 Perfluoroheptanoic acid

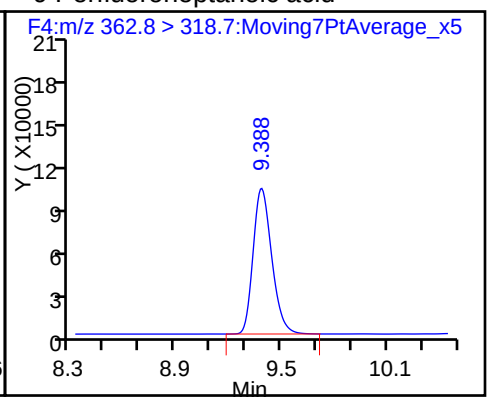

58 Perfluorohexanesulfonic acid

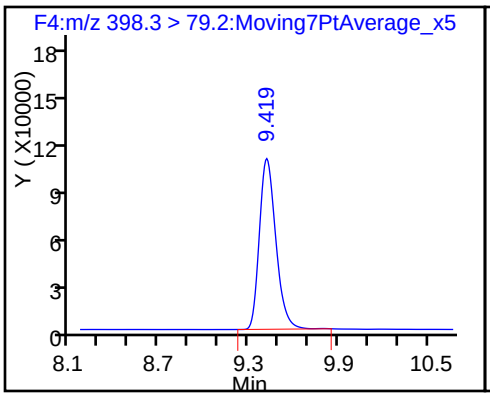

D 11 18O2 PFHxS

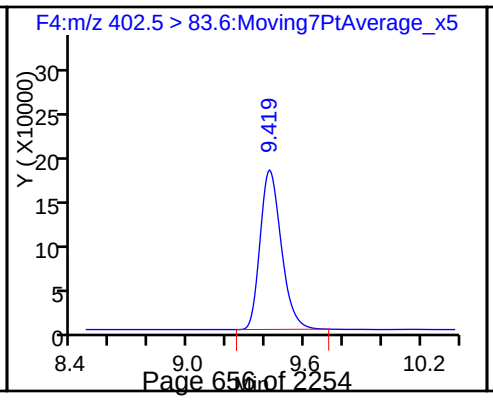

D 12 13C4 PFOA

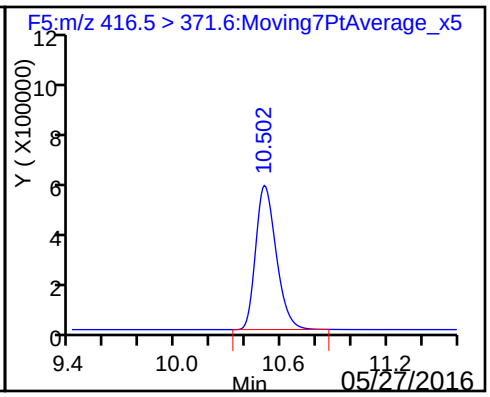

13 Perfluorooctanoic acid

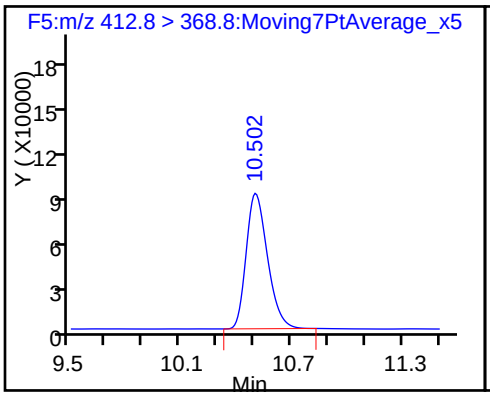

13 Perfluorooctanoic acid

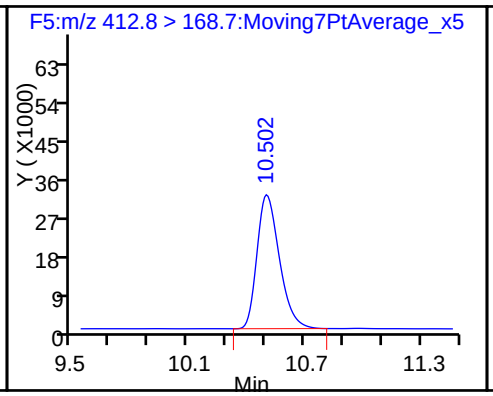

39 Perfluoroheptanesulfonic Acid

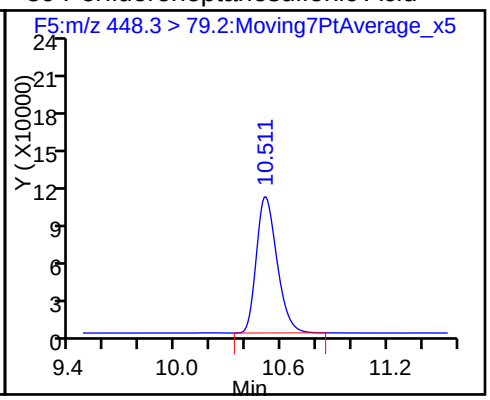

D 16 13C4 PFOS

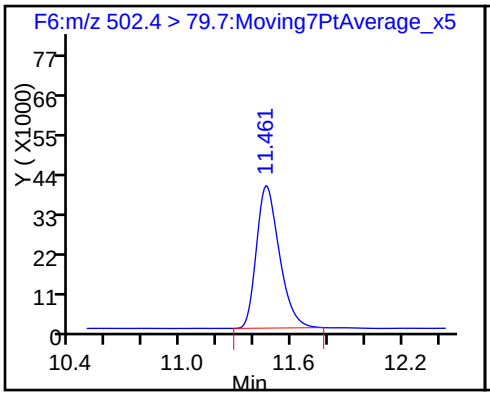

15 Perfluorooctane sulfonic acid

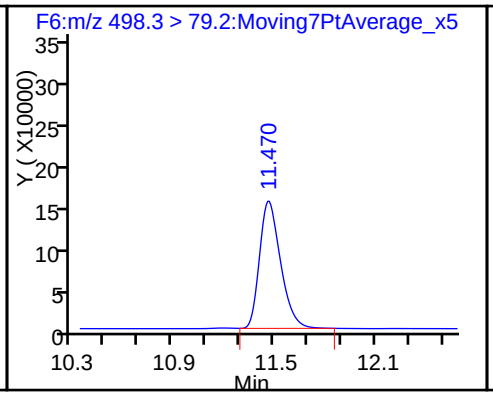

15 Perfluorooctane sulfonic acid

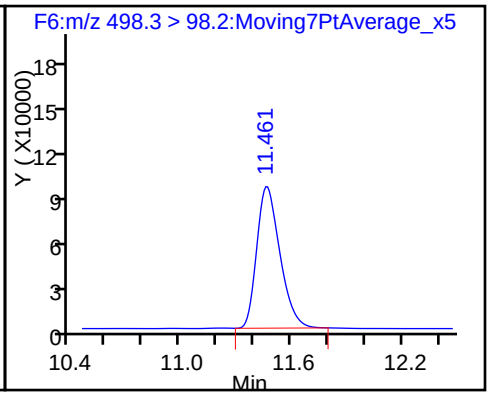

D 17 13C5 PFNA

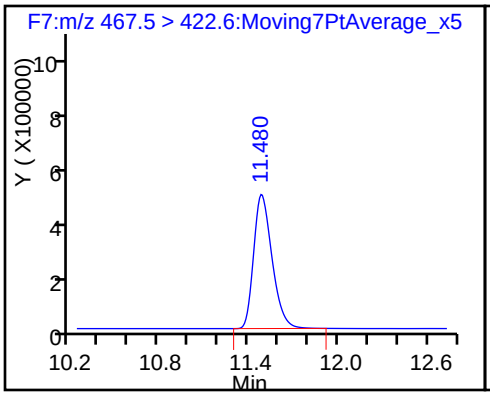

18 Perfluorononanoic acid

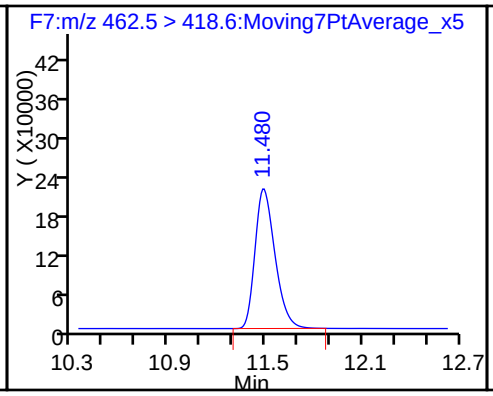

D 19 13C2 PFDA

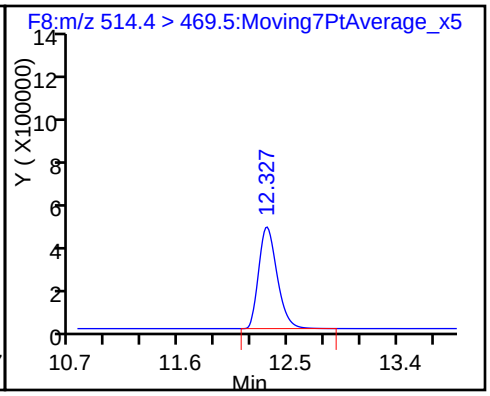

20 Perfluorodecanoic acid

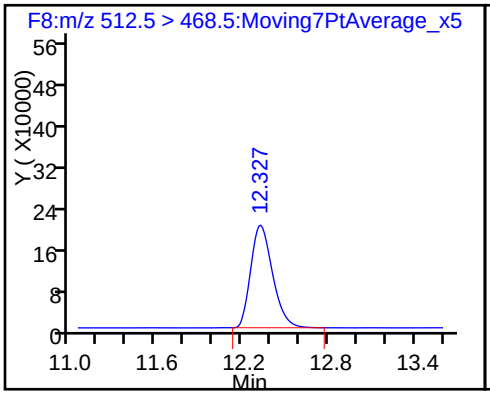

D 23 13C8 FOSA

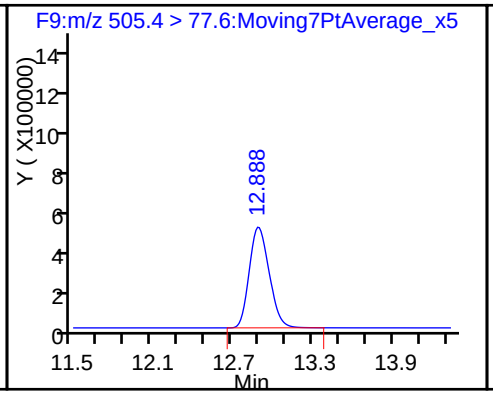

24 Perfluorooctane Sulfonamide

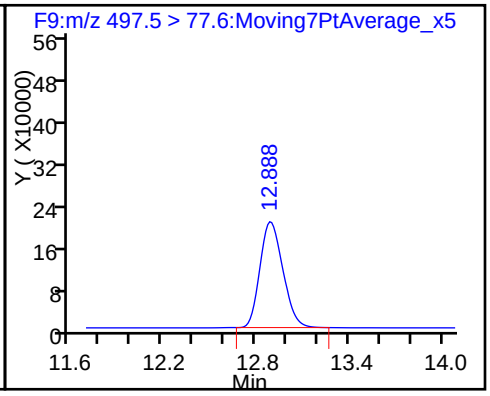

49 Perfluorodecane Sulfonic acid

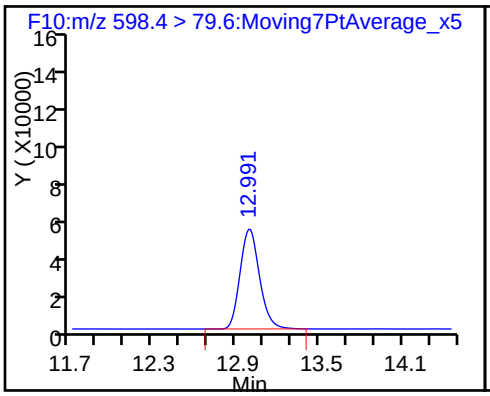

27 Perfluoroundecanoic acid

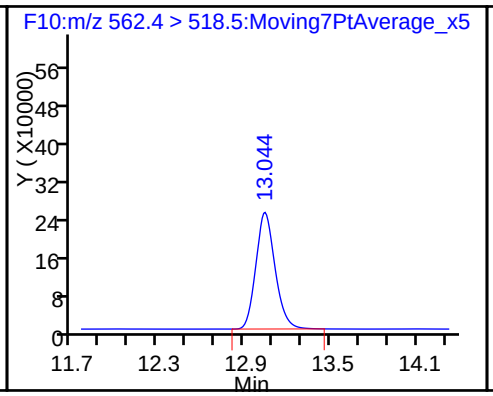

D 26 13C2 PFUnA

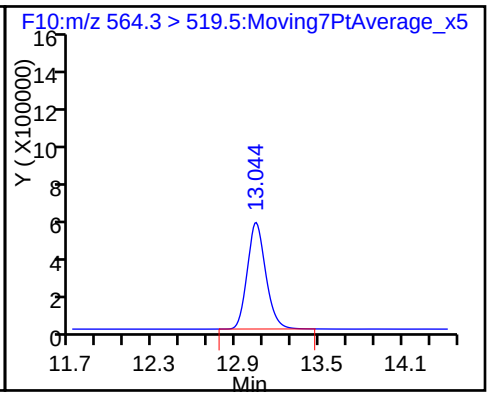

D 28 13C2 PFDoA

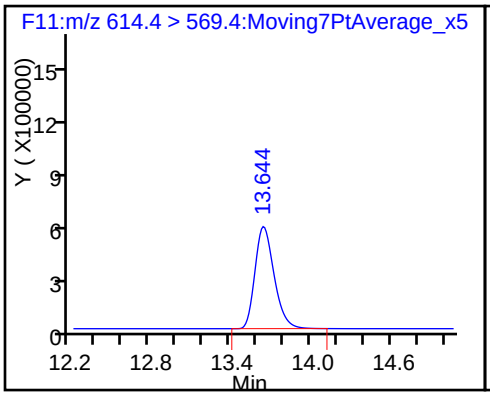

29 Perfluorododecanoic acid

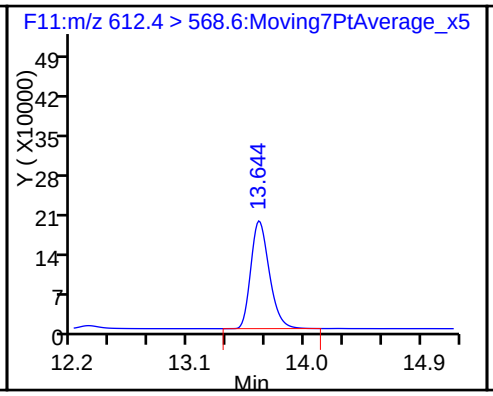

30 Perfluorotridecanoic acid

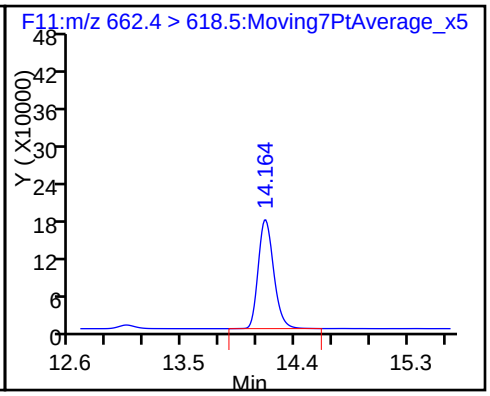

32 Perfluorotetradecanoic acid

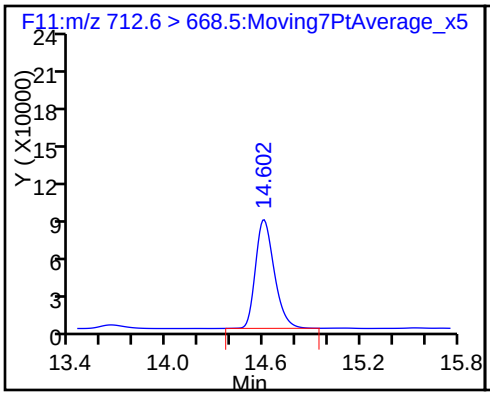

D 33 13C2-PFTeDA

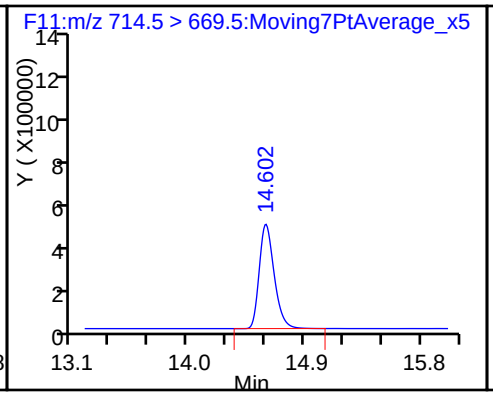

D 35 13C2-PFHxDA

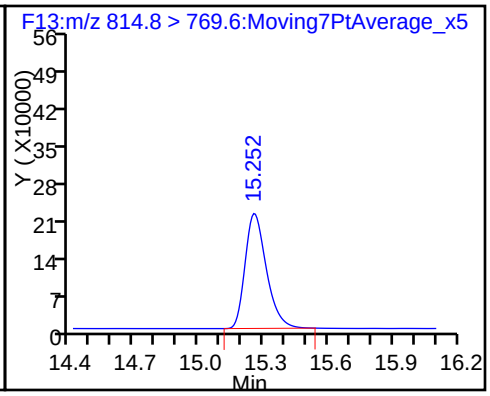

34 Perfluorohexadecanoic acid

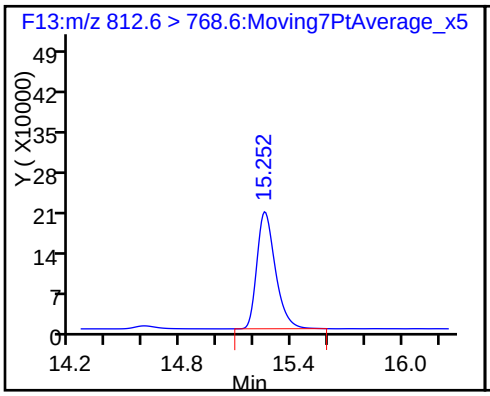

36 Perfluorooctandecanoic acid

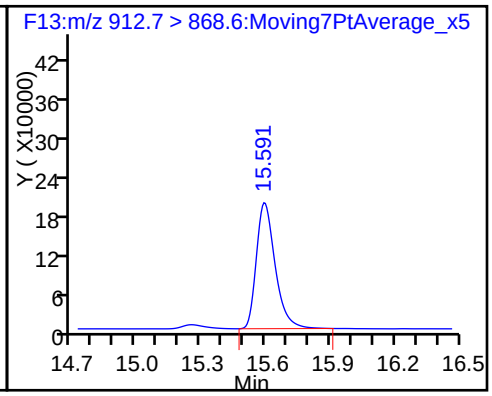

TestAmerica Sacramento
Target Compound Quantitation Report

Data File: \\ChromNA\Sacramento\ChromData\A4\20160525-31065.b\25MAY2016B4A_009.d
Lims ID: Std L5
Client ID:
Sample Type: IC Calib Level: 5
Inject. Date: 25-May-2016 18:19:21 ALS Bottle#: 14 Worklist Smp#: 9
Injection Vol: 15.0 ul Dil. Factor: 1.0000
Sample Info: STD L5
Misc. Info.: Acquity BEH C18,1.7u, 3X150mm,T=35C
Operator ID: JRB Instrument ID: A4
Sublist: chrom-PFAC_A4*sub12

Method: \\ChromNA\Sacramento\ChromData\A4\20160525-31065.b\PFAC_A4.m
Limit Group: LC PFC_DOD ICAL
Last Update: 27-May-2016 09:59:57 Calib Date: 25-May-2016 19:01:43
Integrator: Picker
Quant Method: Isotopic Dilution Quant By: Initial Calibration
Last ICal File: \\ChromNA\Sacramento\ChromData\A4\20160525-31065.b\25MAY2016B4A_011.d

Column 1 : Det: F1:MRM
Process Host: XAWRK014

First Level Reviewer: barnettj Date: 25-May-2016 20:09:50

Signal	RT	EXP RT	DLT RT	REL RT	Response	Amount ng/ml	Ratio(Limits)	%Rec	S/N	Flags
2 Perfluorobutyric acid										
212.7 > 168.6	5.800	5.798	0.002	1.000	3100647	53.4		107	9264	
D 1 13C4 PFBA										
216.7 > 171.5	5.797	5.798	-0.001		4524446	53.5		107	13463	
D 3 13C5-PFPeA										
267.6 > 222.7	6.904	6.907	-0.003		4006540	52.2		104	6534	
4 Perfluoropentanoic acid										
262.9 > 218.7	6.909	6.910	-0.001	1.000	2027795	49.8		99.7	813	
5 Perfluorobutane Sulfonate										
298.8 > 79.6	7.024	7.024	0.0	1.000	989482	NC			1707	
298.8 > 98.6	7.024	7.024	0.0	1.000	595561		1.66(0.00-0.00)		1061	
51 Perfluorobutanesulfonic acid										
298.8 > 79.6	7.024	7.024	0.0	1.000	989482	47.5		108		
D 6 13C2 PFHxA										
314.6 > 269.7	8.155	8.156	-0.001		4436301	53.4		107	10982	
7 Perfluorohexanoic acid										
312.9 > 268.7	8.155	8.157	-0.002	1.000	2079954	52.1		104	2188	
D 8 13C4-PFHpA										
366.6 > 321.6	9.388	9.387	0.001		4425881	51.8		104	6353	
9 Perfluoroheptanoic acid										
362.8 > 318.7	9.388	9.388	0.0	1.000	2246637	52.6		105	4886	
10 Perfluorohexane Sulfonate										
398.3 > 79.2	9.419	9.421	-0.002	1.000	2346082	NC			3698	
58 Perfluorohexanesulfonic acid										
398.3 > 79.2	9.419	9.421	-0.002	1.000	2346082	48.3		102		
D 11 18O2 PFHxS										
402.5 > 83.6	9.419	9.422	-0.003		1345505	45.3		95.8	2598	

Signal	RT	EXP RT	DLT RT	REL RT	Response	Amount ng/ml	Ratio(Limits)	%Rec	S/N	Flags
D 12 13C4 PFOA										
416.5 > 371.6	10.500	10.503	-0.003		4323584	48.5		97.0	5641	
13 Perfluorooctanoic acid										
412.8 > 368.8	10.509	10.504	0.005	1.000	2069583	52.9		106	2106	
412.8 > 168.7	10.509	10.504	0.005	1.000	659359		3.14(0.00-0.00)	106	1960	
39 Perfluoroheptanesulfonic Acid										
448.3 > 79.2	10.509	10.508	0.001	1.000	2237092	48.2		101		
14 Perfluoroheptane Sulfonate										
448.3 > 79.2	10.509	10.508	0.001	1.000	2237092	NC			4297	
D 16 13C4 PFOS										
502.4 > 79.7	11.468	11.465	0.003		286688	42.5		88.9	983	
15 Perfluorooctane sulfonic acid										
498.3 > 79.2	11.468	11.466	0.002	1.000	3704007	44.8		93.7	3220	
498.3 > 98.2	11.468	11.466	0.002	1.000	2172713		1.70(0.00-0.00)	93.7	3206	
D 17 13C5 PFNA										
467.5 > 422.6	11.488	11.484	0.004		4072196	51.9		104	6079	
18 Perfluorononanoic acid										
462.5 > 418.6	11.488	11.486	0.002	1.000	4992828	49.8		99.6	4565	
D 19 13C2 PFDA										
514.4 > 469.5	12.325	12.325	0.0		4916681	49.2		98.4	5079	
20 Perfluorodecanoic acid										
512.5 > 468.5	12.325	12.325	0.0	1.000	5574851	54.6		109	4682	
D 23 13C8 FOSA										
505.4 > 77.6	12.897	12.893	0.004		4892798	50.7		101	3472	
24 Perfluorooctane Sulfonamide										
497.5 > 77.6	12.897	12.893	0.004	1.000	5329485	50.9		102	3524	
25 Perfluorodecane Sulfonate										
598.4 > 79.6	13.000	12.996	0.004	1.000	1217760	NC			3026	
49 Perfluorodecane Sulfonic acid										
598.4 > 79.6	13.000	12.996	0.004	1.000	1217760	48.2		100		
27 Perfluoroundecanoic acid										
562.4 > 518.5	13.042	13.042	0.0	1.000	6249999	49.9		99.9	4164	
D 26 13C2 PFUnA										
564.3 > 519.5	13.042	13.044	-0.002		5308317	52.4		105	5567	
D 28 13C2 PFDoA										
614.4 > 569.4	13.639	13.646	-0.007		5426626	51.5		103	3060	
29 Perfluorododecanoic acid										
612.4 > 568.6	13.639	13.646	-0.007	1.000	5541148	56.0		112	2330	
30 Perfluorotridecanoic acid										
662.4 > 618.5	14.161	14.162	-0.001	1.000	4237745	48.5		97.0	1792	
32 Perfluorotetradecanoic acid										
712.6 > 668.5	14.599	14.600	-0.001	1.000	1949635	42.2		84.3	1207	
D 33 13C2-PFTeDA										
714.5 > 669.5	14.599	14.601	-0.002		4261548	56.2		112	3742	
D 35 13C2-PFHxDA										
814.8 > 769.6	15.258	15.255	0.003		1625355	55.8		112	3319	
34 Perfluorohexadecanoic acid										
812.6 > 768.6	15.258	15.255	0.003	1.000	4468853	52.7		105	828	

Signal	RT	EXP RT	DLT RT	REL RT	Response	Amount ng/ml	Ratio(Limits)	%Rec	S/N	Flags
36 Perfluorooctandecanoic acid										
912.7 > 868.6	15.595	15.593	0.002	1.000	3933807	54.7		109	2837	

QC Flag Legend

Processing Flags

NC - Not Calibrated

Reagents:

LCPFC-L5_00017 Amount Added: 1.00 Units: mL

Report Date: 27-May-2016 09:59:58 Chrom Revision: 2.2 20-Apr-2016 13:59:46

TestAmerica Sacramento

Data File: \\ChromNA\Sacramento\ChromData\A4\20160525-31065.b\25MAY2016B4A_009.d

Injection Date: 25-May-2016 18:19:21 Instrument ID: A4

Lims ID: Std L5

Client ID:

Operator ID: JRB ALS Bottle#: 14 Worklist Smp#: 9

Injection Vol: 15.0 ul Dil. Factor: 1.0000

Method: PFAC_A4 Limit Group: LC PFC_DOD ICAL

2 Perfluorobutyric acid

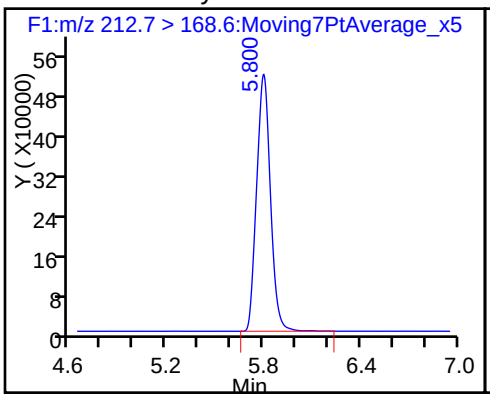

D 1 13C4 PFBA

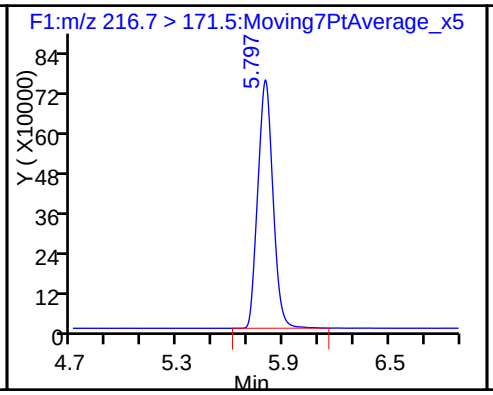

D 3 13C5-PFPeA

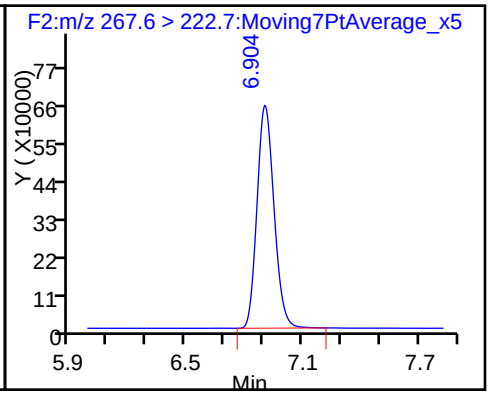

4 Perfluoropentanoic acid

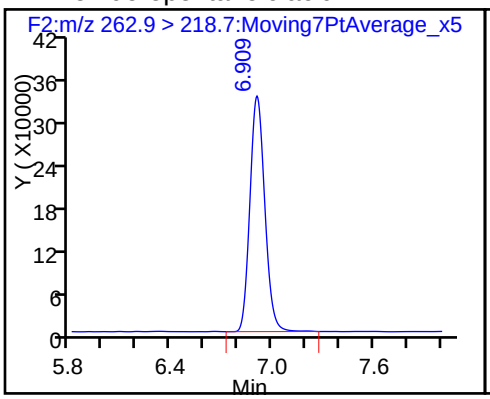

51 Perfluorobutanesulfonic acid

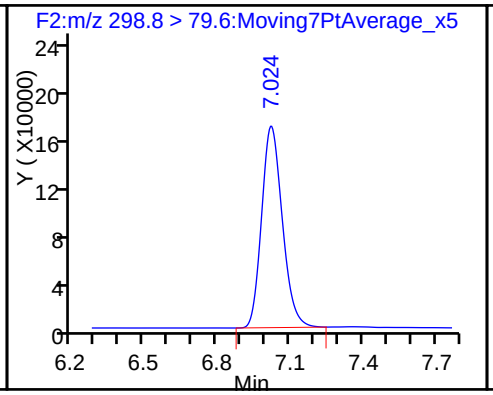

D 6 13C2 PFHxA

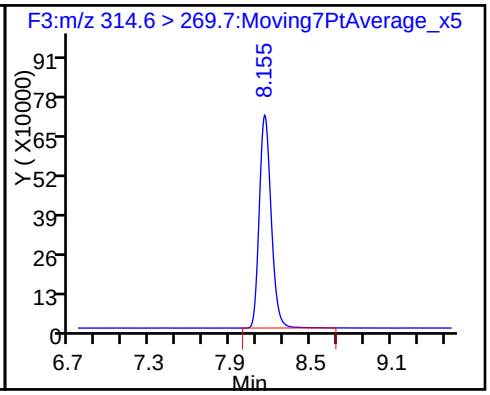

7 Perfluorohexanoic acid

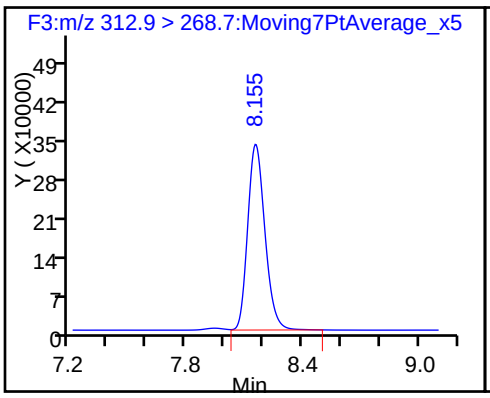

D 8 13C4-PFHpA

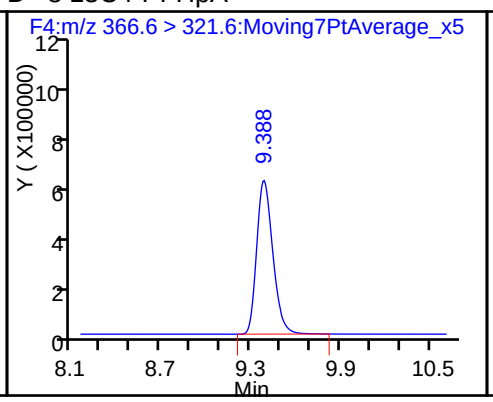

9 Perfluoroheptanoic acid

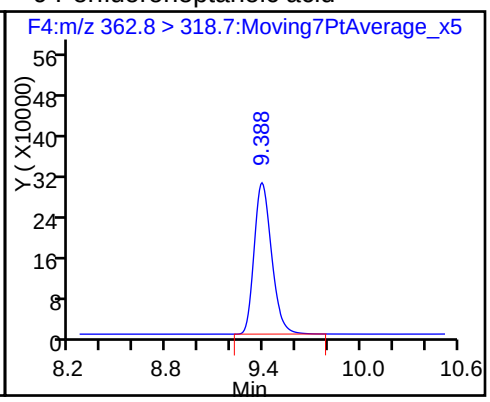

58 Perfluorohexanesulfonic acid

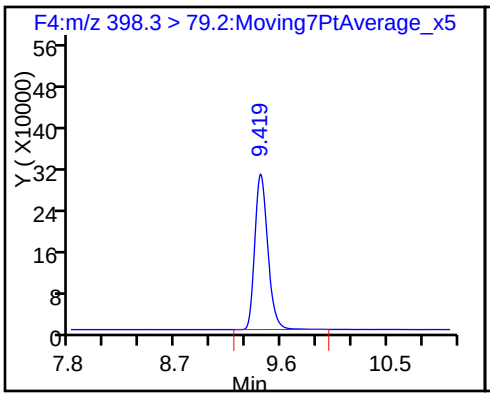

D 11 18O2 PFHxS

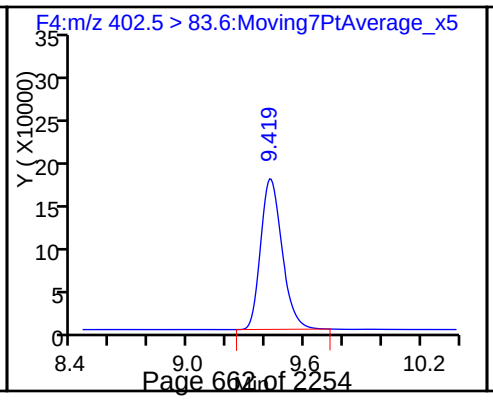

D 12 13C4 PFOA

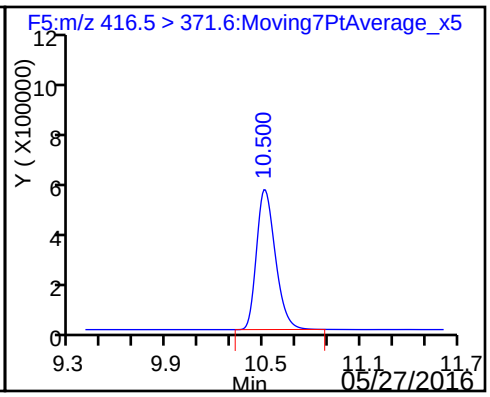

13 Perfluorooctanoic acid

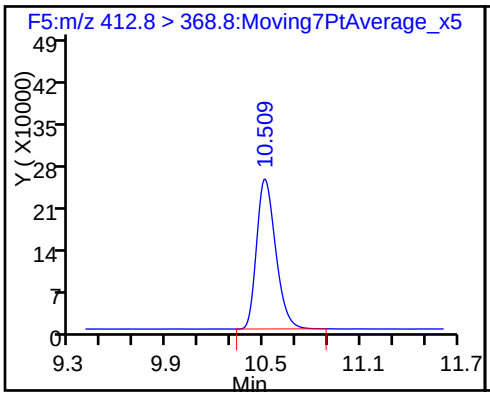

13 Perfluorooctanoic acid

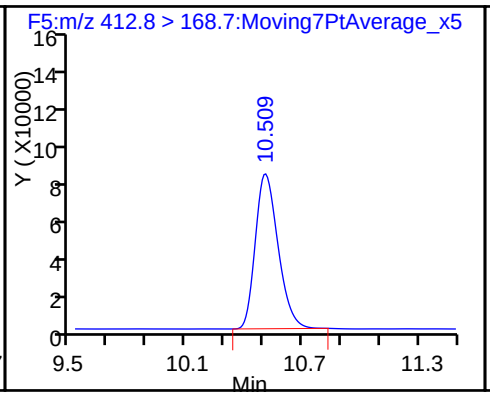

39 Perfluoroheptanesulfonic Acid

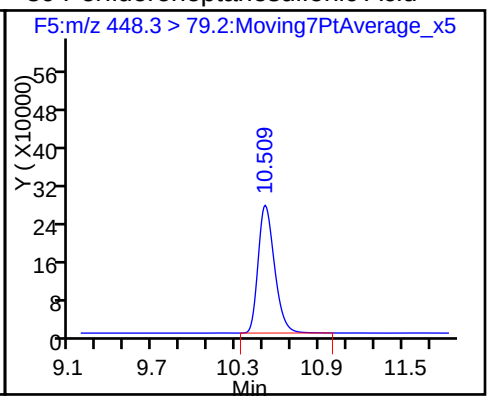

D 16 13C4 PFOS

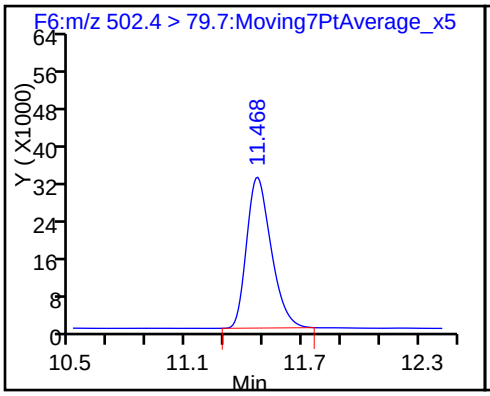

15 Perfluorooctane sulfonic acid

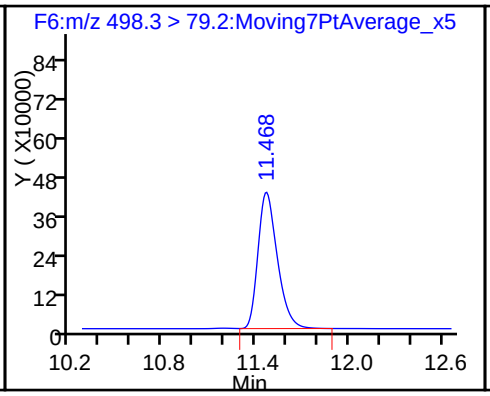

15 Perfluorooctane sulfonic acid

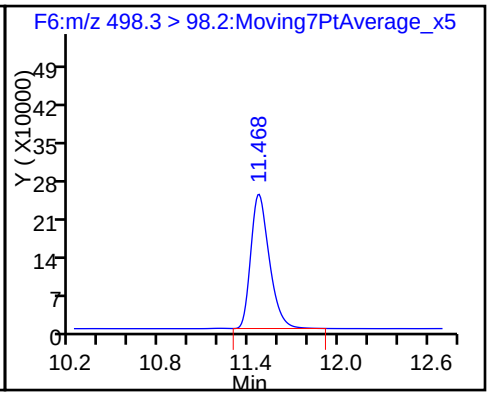

D 17 13C5 PFNA

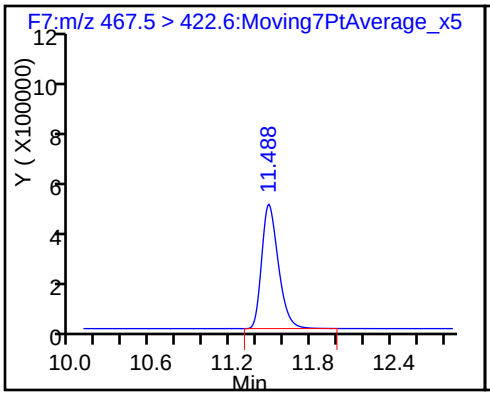

18 Perfluorononanoic acid

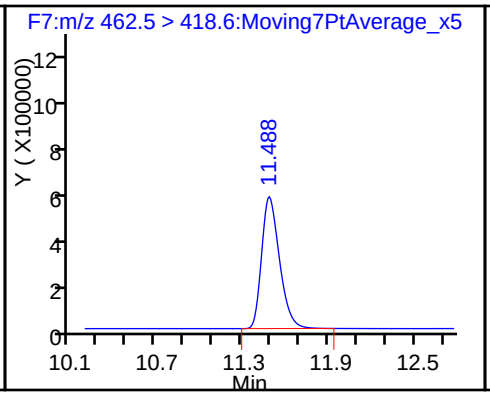

D 19 13C2 PFDA

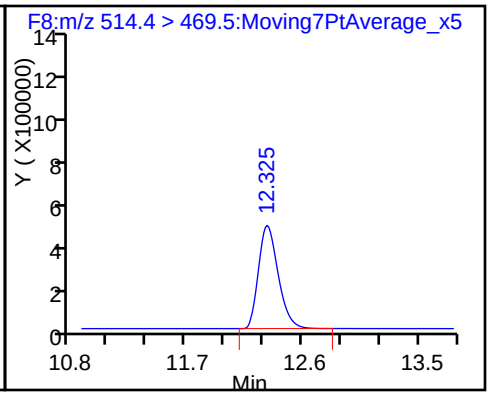

20 Perfluorodecanoic acid

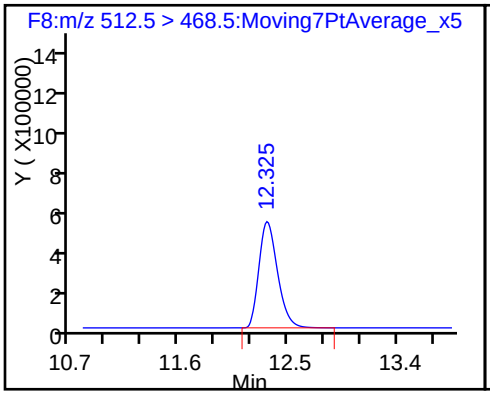

D 23 13C8 FOSA

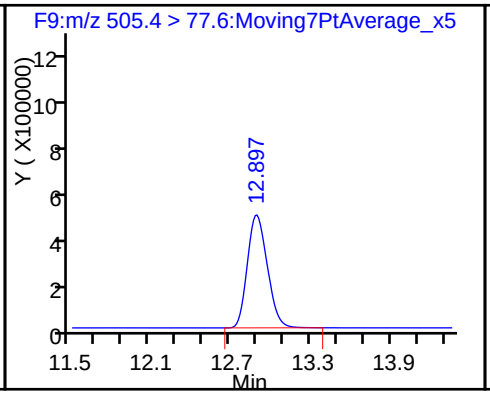

24 Perfluorooctane Sulfonamide

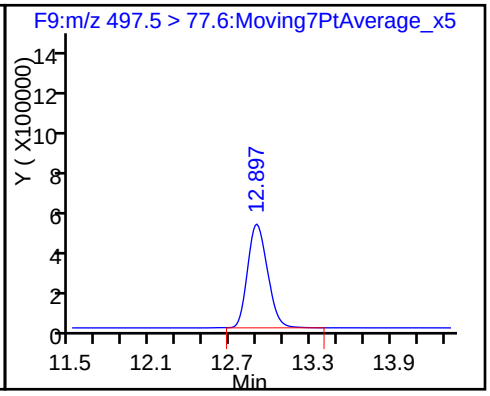

49 Perfluorodecane Sulfonic acid

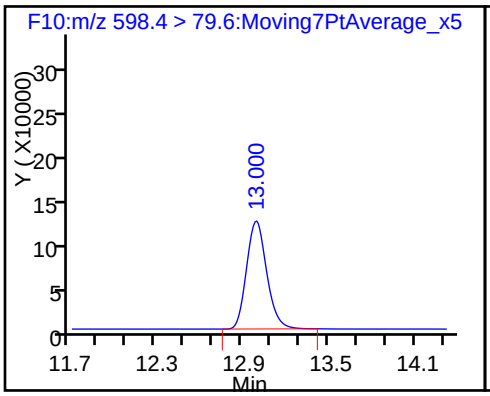

27 Perfluoroundecanoic acid

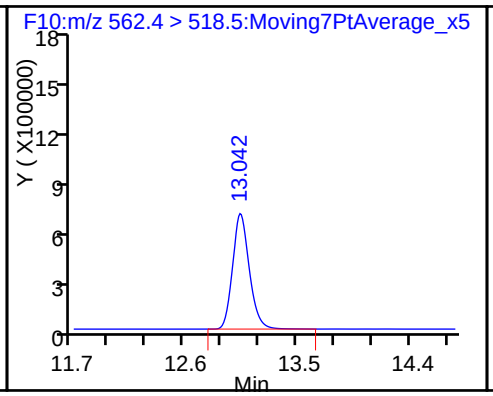

D 26 13C2 PFUnA

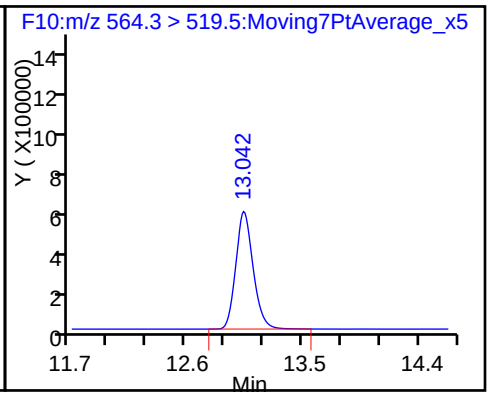

D 28 13C2 PFDoA

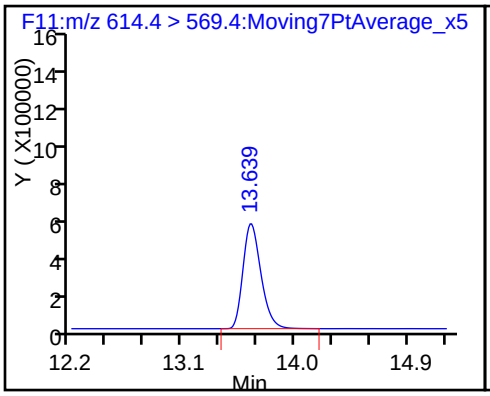

29 Perfluorododecanoic acid

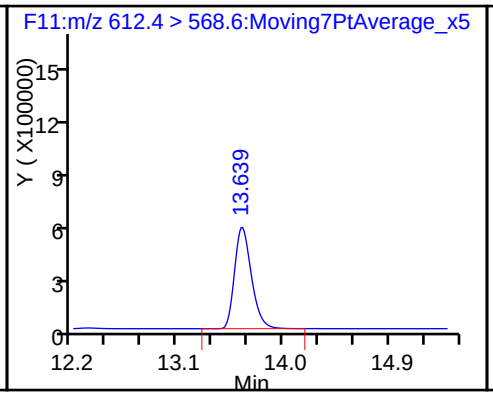

30 Perfluorotridecanoic acid

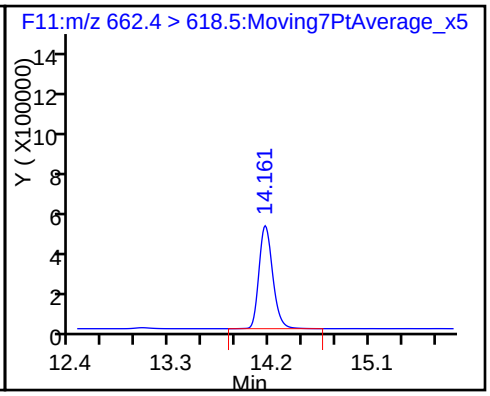

32 Perfluorotetradecanoic acid

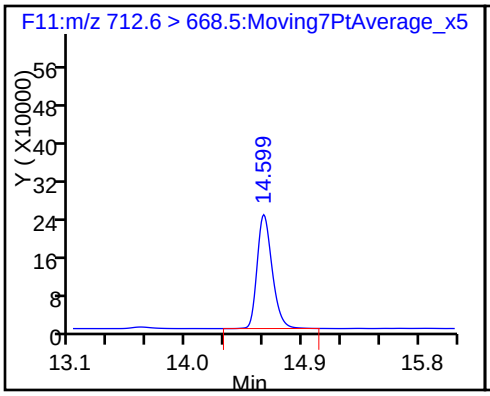

D 33 13C2-PFTeDA

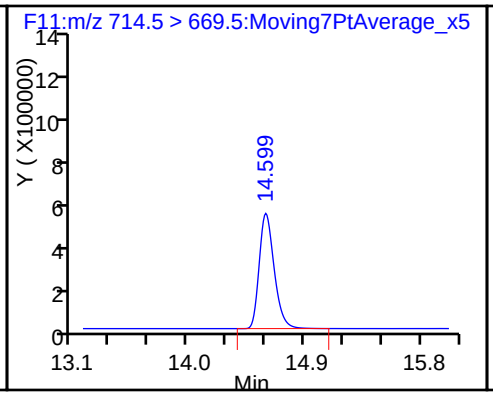

D 35 13C2-PFHxDA

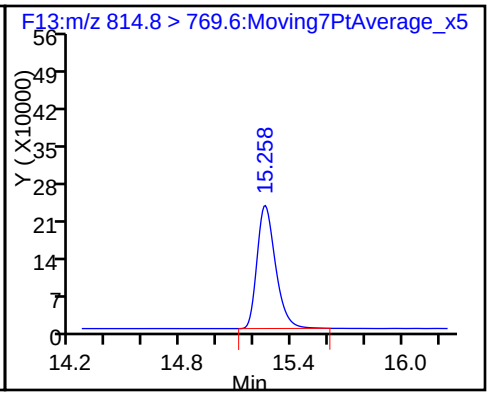

34 Perfluorohexadecanoic acid

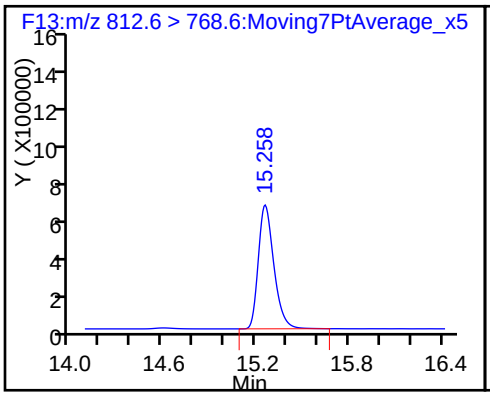

36 Perfluorooctandecanoic acid

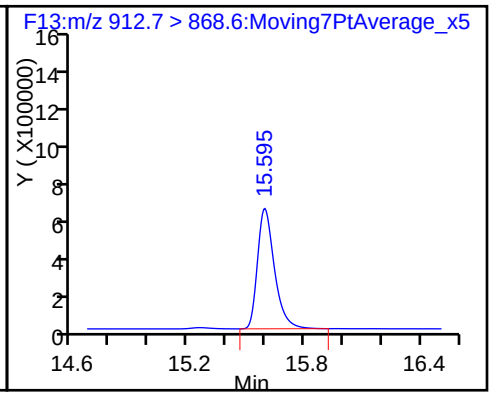

TestAmerica Sacramento
Target Compound Quantitation Report

Data File: \\ChromNA\Sacramento\ChromData\A4\20160525-31065.b\25MAY2016B4A_010.d
Lims ID: Std L6
Client ID:
Sample Type: IC Calib Level: 6
Inject. Date: 25-May-2016 18:40:31 ALS Bottle#: 15 Worklist Smp#: 10
Injection Vol: 15.0 ul Dil. Factor: 1.0000
Sample Info: STD L6
Misc. Info.: Acquity BEH C18,1.7u, 3X150mm,T=35C
Operator ID: JRB Instrument ID: A4
Sublist: chrom-PFAC_A4*sub12

Method: \\ChromNA\Sacramento\ChromData\A4\20160525-31065.b\PFAC_A4.m
Limit Group: LC PFC_DOD ICAL
Last Update: 27-May-2016 09:59:59 Calib Date: 25-May-2016 19:01:43
Integrator: Picker
Quant Method: Isotopic Dilution Quant By: Initial Calibration
Last ICal File: \\ChromNA\Sacramento\ChromData\A4\20160525-31065.b\25MAY2016B4A_011.d

Column 1 : Det: F1:MRM
Process Host: XAWRK014

First Level Reviewer: barnettj Date: 25-May-2016 19:32:47

Signal	RT	EXP RT	DLT RT	REL RT	Response	Amount ng/ml	Ratio(Limits)	%Rec	S/N	Flags
2 Perfluorobutyric acid										
212.7 > 168.6	5.797	5.798	-0.001	1.000	9621902	217.0		109	17052	
D 1 13C4 PFBA										
216.7 > 171.5	5.800	5.798	0.002		3454161	40.9		81.7	9277	
D 3 13C5-PFPeA										
267.6 > 222.7	6.909	6.907	0.002		3368310	43.9		87.8	7420	
4 Perfluoropentanoic acid										
262.9 > 218.7	6.909	6.910	-0.001	1.000	6709860	196.1		98.1	2582	
5 Perfluorobutane Sulfonate										
298.8 > 79.6	7.024	7.024	0.0	1.000	2975252	NC			7267	
298.8 > 98.6	7.024	7.024	0.0	1.000	1882375		1.58(0.00-0.00)		4185	
51 Perfluorobutanesulfonic acid										
298.8 > 79.6	7.024	7.024	0.0	1.000	2975252	186.4		105		
D 6 13C2 PFHxA										
314.6 > 269.7	8.155	8.156	-0.001		3792575	45.7		91.4	9905	
7 Perfluorohexanoic acid										
312.9 > 268.7	8.155	8.157	-0.002	1.000	6791811	199.4		99.7	2196	
D 8 13C4-PFHpA										
366.6 > 321.6	9.388	9.387	0.001		3631838	42.5		85.0	5756	
9 Perfluoroheptanoic acid										
362.8 > 318.7	9.388	9.388	0.0	1.000	7377792	211.7		106	7400	
10 Perfluorohexane Sulfonate										
398.3 > 79.2	9.427	9.421	0.006	1.000	7078226	NC			5491	
58 Perfluorohexanesulfonic acid										
398.3 > 79.2	9.427	9.421	0.006	1.000	7078226	189.4		100		
D 11 18O2 PFHxS										
402.5 > 83.6	9.419	9.422	-0.003		1034483	34.9		73.7	2680	

Signal	RT	EXP RT	DLT RT	REL RT	Response	Amount ng/ml	Ratio(Limits)	%Rec	S/N	Flags
D 12 13C4 PFOA										
416.5 > 371.6	10.509	10.503	0.006		3460734	38.8		77.6	6681	
13 Perfluorooctanoic acid										
412.8 > 368.8	10.509	10.504	0.005	1.000	6221982	198.7		99.4	5486	
412.8 > 168.7	10.509	10.504	0.005	1.000	2017481		3.08(0.00-0.00)	99.4	3896	
39 Perfluoroheptanesulfonic Acid										
448.3 > 79.2	10.509	10.508	0.001	1.000	6537635	198.8		104		
14 Perfluoroheptane Sulfonate										
448.3 > 79.2	10.509	10.508	0.001	1.000	6537635	NC			5179	
D 16 13C4 PFOS										
502.4 > 79.7	11.467	11.465	0.002		202612	30.0		62.8	901	
15 Perfluorooctane sulfonic acid										
498.3 > 79.2	11.467	11.466	0.001	1.000	10959354	185.4		97.0	2831	
498.3 > 98.2	11.467	11.466	0.001	1.000	6591696		1.66(0.00-0.00)	97.0	3500	
D 17 13C5 PFNA										
467.5 > 422.6	11.487	11.484	0.003		3399779	43.3		86.7	4637	
18 Perfluorononanoic acid										
462.5 > 418.6	11.487	11.486	0.001	1.000	16403896	196.0		98.0	7842	
D 19 13C2 PFDA										
514.4 > 469.5	12.324	12.325	-0.001		4414285	44.2		88.4	7325	
20 Perfluorodecanoic acid										
512.5 > 468.5	12.324	12.325	-0.001	1.000	18799359	205.0		103	6134	
D 23 13C8 FOSA										
505.4 > 77.6	12.896	12.893	0.003		4052543	42.0		84.0	3474	
24 Perfluorooctane Sulfonamide										
497.5 > 77.6	12.896	12.893	0.003	1.000	18507083	213.5		107	5047	
25 Perfluorodecane Sulfonate										
598.4 > 79.6	12.999	12.996	0.003	1.000	3388769	NC			2969	
49 Perfluorodecane Sulfonic acid										
598.4 > 79.6	12.999	12.996	0.003	1.000	3388769	189.9		98.5		
27 Perfluoroundecanoic acid										
562.4 > 518.5	13.041	13.042	-0.001	1.000	20642853	207.5		104	4465	
D 26 13C2 PFUnA										
564.3 > 519.5	13.041	13.044	-0.003		4218333	41.6		83.2	4177	
D 28 13C2 PFDoA										
614.4 > 569.4	13.650	13.646	0.004		4640667	44.0		88.1	3049	
29 Perfluorododecanoic acid										
612.4 > 568.6	13.650	13.646	0.004	1.000	17735307	209.5		105	3265	
30 Perfluorotridecanoic acid										
662.4 > 618.5	14.161	14.162	-0.001	1.000	13845210	197.9		98.9	2730	
32 Perfluorotetradecanoic acid										
712.6 > 668.5	14.598	14.600	-0.002	1.000	6238413	168.5		84.3	2114	
D 33 13C2-PFTeDA										
714.5 > 669.5	14.598	14.601	-0.003		3412182	45.0		89.9	2965	
D 35 13C2-PFHxDA										
814.8 > 769.6	15.257	15.255	0.002		1345541	46.2		92.3	2295	
34 Perfluorohexadecanoic acid										
812.6 > 768.6	15.257	15.255	0.002	1.000	14179794	204.1		102	1901	

Signal	RT	EXP RT	DLT RT	REL RT	Response	Amount ng/ml	Ratio(Limits)	%Rec	S/N	Flags
36 Perfluorooctandecanoic acid										
912.7 > 868.6	15.595	15.593	0.002	1.000	10994803	184.8		92.4	3575	

QC Flag Legend

Processing Flags

NC - Not Calibrated

Reagents:

LCPFC-L6_00015 Amount Added: 1.00 Units: mL

Report Date: 27-May-2016 10:00:00 Chrom Revision: 2.2 20-Apr-2016 13:59:46

TestAmerica Sacramento

Data File: \\ChromNA\Sacramento\ChromData\A4\20160525-31065.b\25MAY2016B4A_010.d

Injection Date: 25-May-2016 18:40:31 Instrument ID: A4

Lims ID: Std L6

Client ID:

Operator ID: JRB ALS Bottle#: 15 Worklist Smp#: 10

Injection Vol: 15.0 ul Dil. Factor: 1.0000

Method: PFAC_A4 Limit Group: LC PFC_DOD ICAL

2 Perfluorobutyric acid

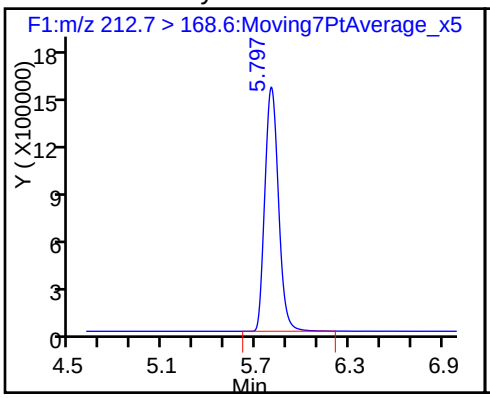

D 1 13C4 PFBA

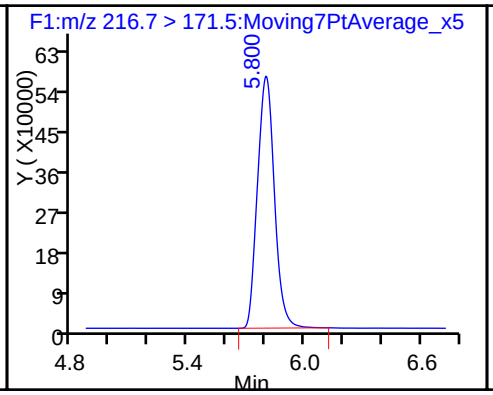

D 3 13C5-PFPeA

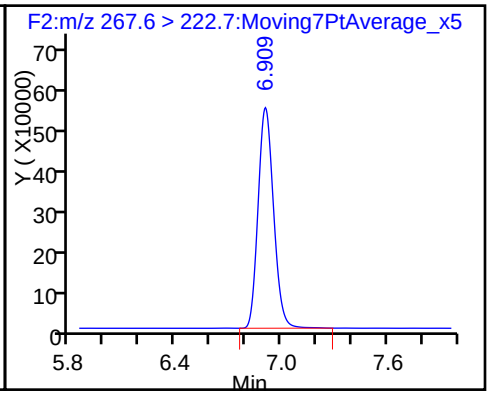

4 Perfluoropentanoic acid

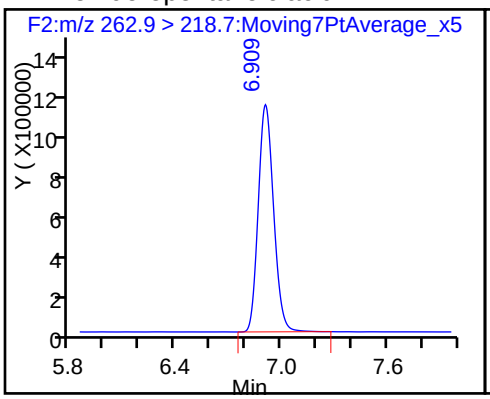

51 Perfluorobutanesulfonic acid

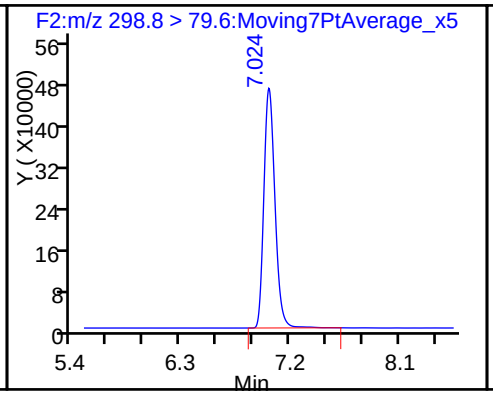

D 6 13C2 PFHxA

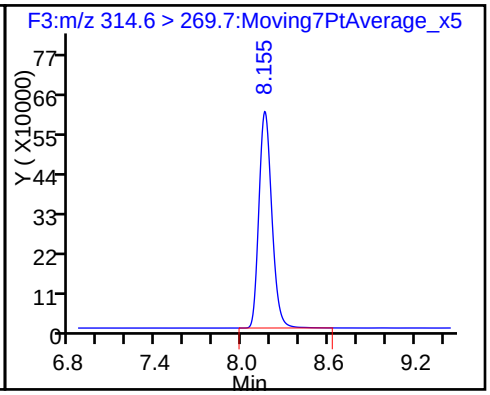

7 Perfluorohexanoic acid

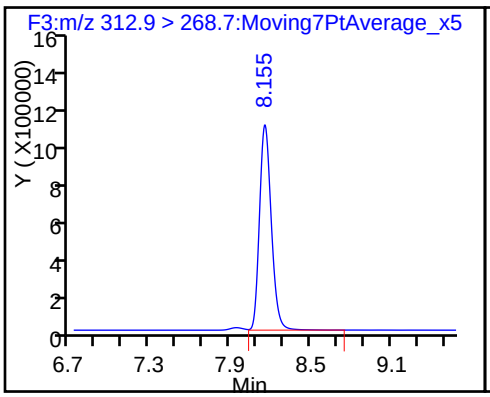

D 8 13C4-PFHpA

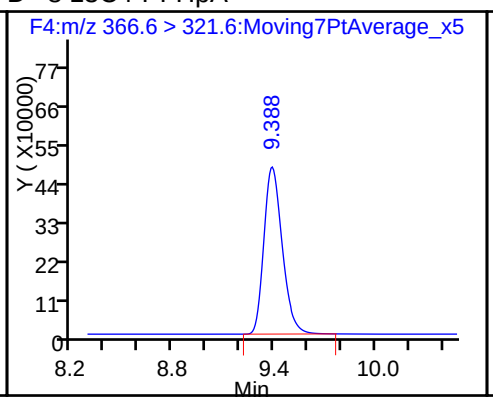

9 Perfluoroheptanoic acid

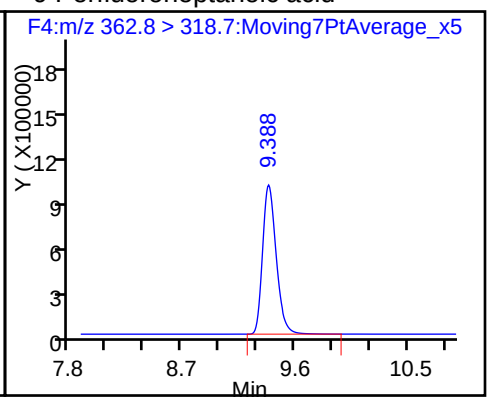

58 Perfluorohexanesulfonic acid

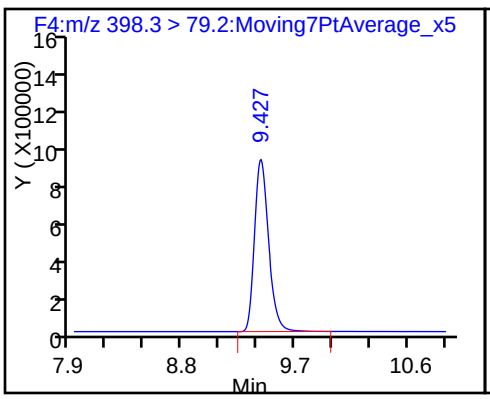

D 11 18O2 PFHxS

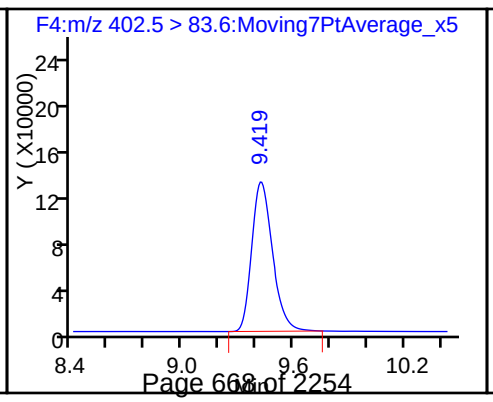

D 12 13C4 PFOA

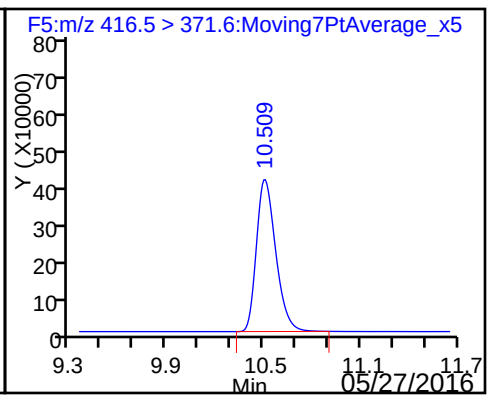

13 Perfluorooctanoic acid

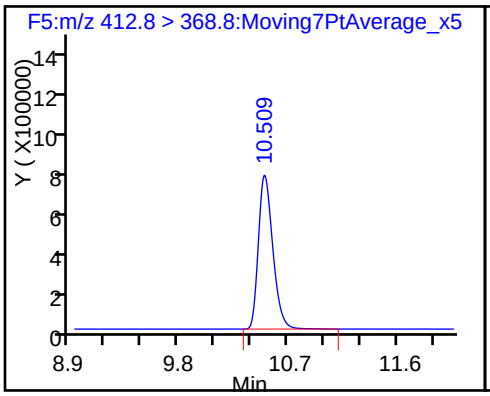

13 Perfluorooctanoic acid

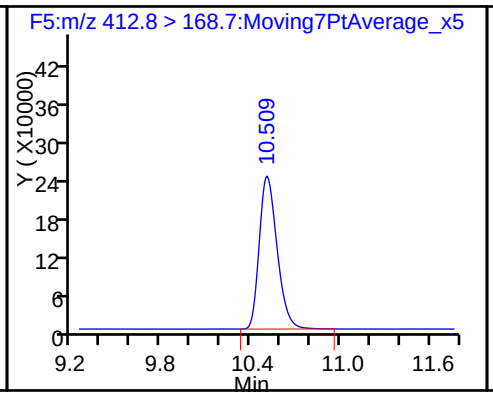

39 Perfluoroheptanesulfonic Acid

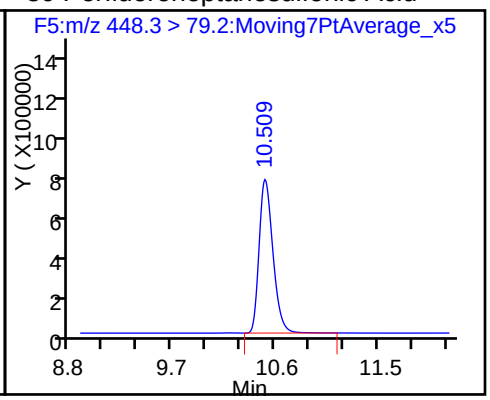

D 16 13C4 PFOS

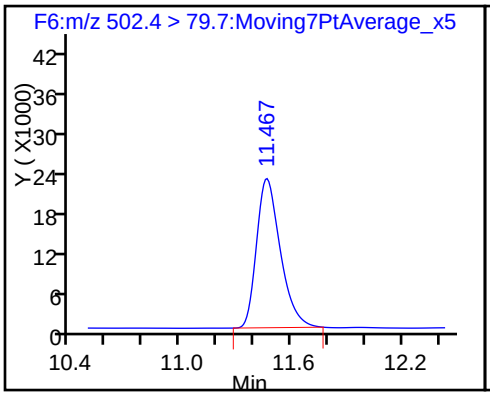

15 Perfluorooctane sulfonic acid

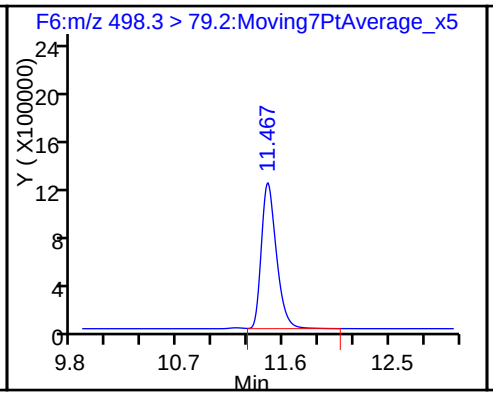

15 Perfluorooctane sulfonic acid

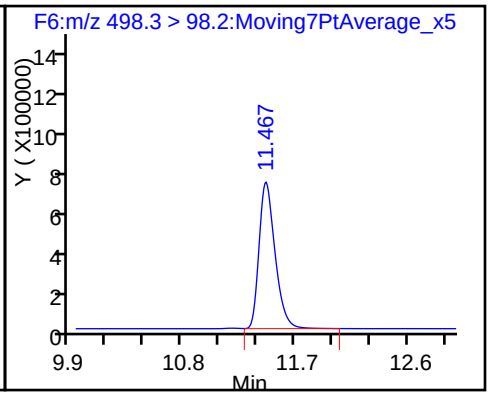

D 17 13C5 PFNA

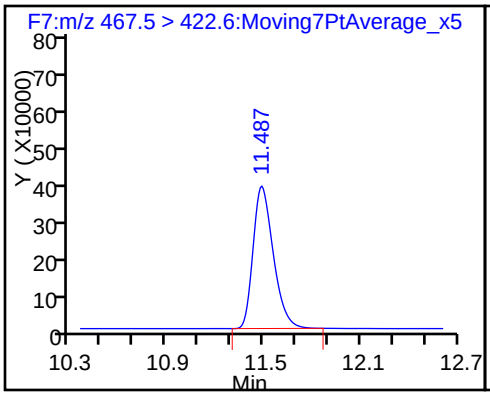

18 Perfluorononanoic acid

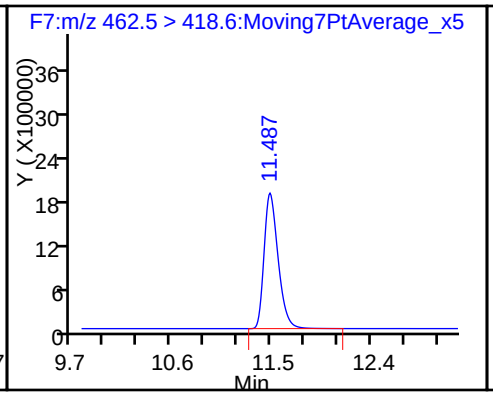

D 19 13C2 PFDA

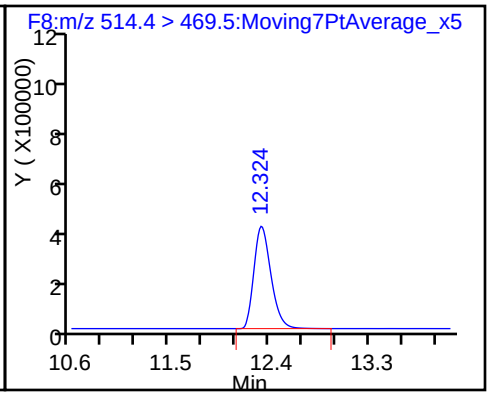

20 Perfluorodecanoic acid

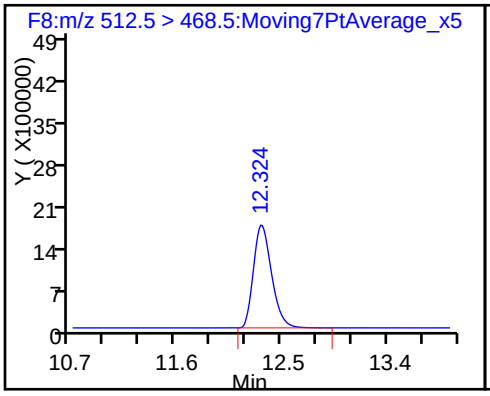

D 23 13C8 FOSA

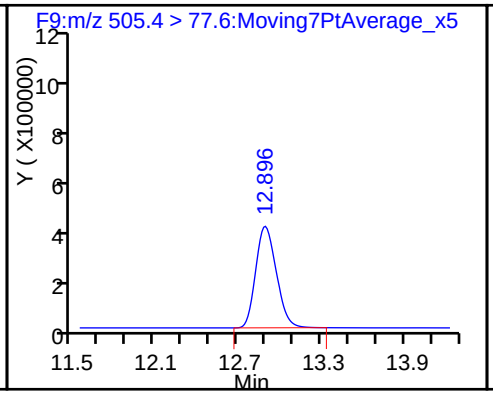

24 Perfluorooctane Sulfonamide

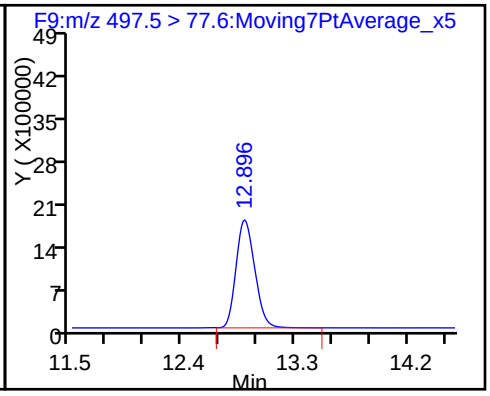

49 Perfluorodecane Sulfonic acid

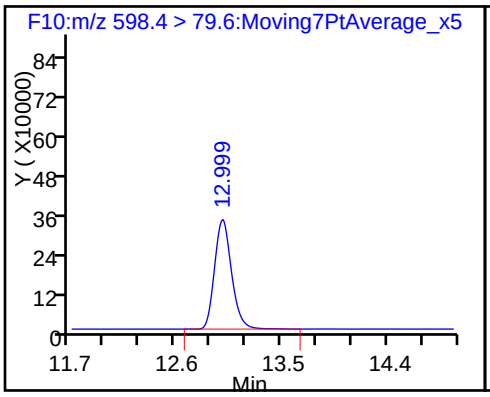

27 Perfluoroundecanoic acid

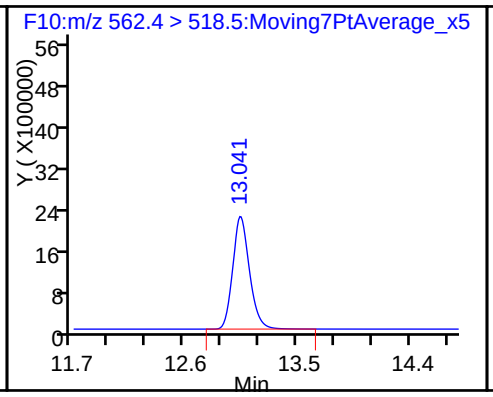

D 26 13C2 PFUnA

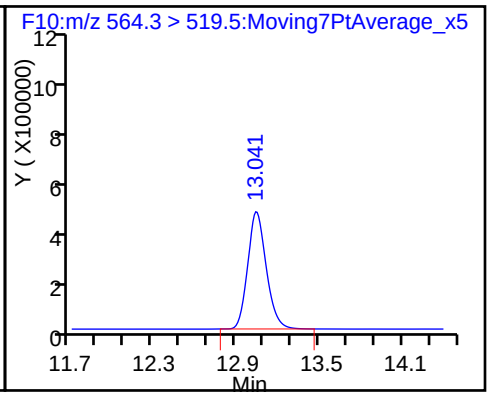

D 28 13C2 PFDoA

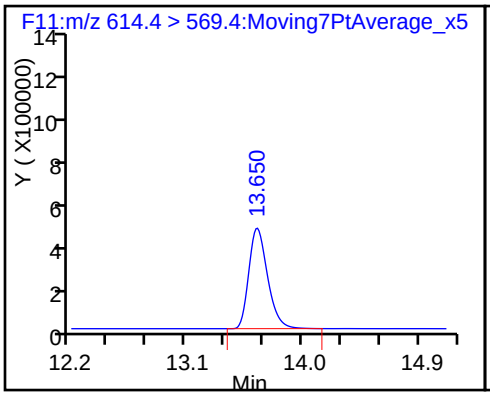

29 Perfluorododecanoic acid

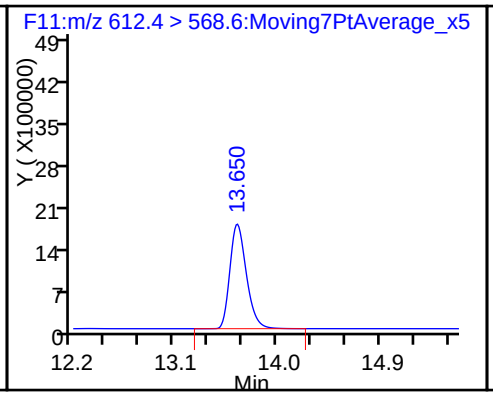

30 Perfluorotridecanoic acid

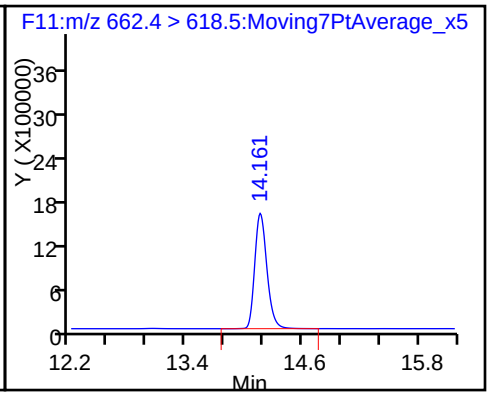

32 Perfluorotetradecanoic acid

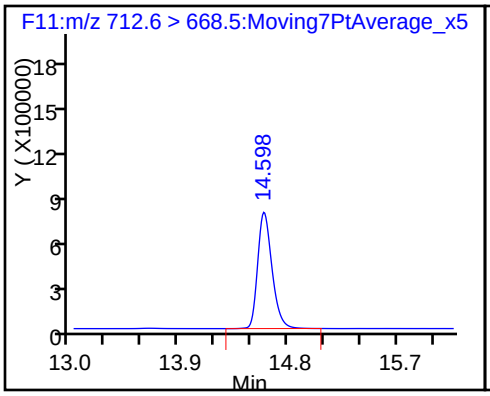

D 33 13C2-PFTeDA

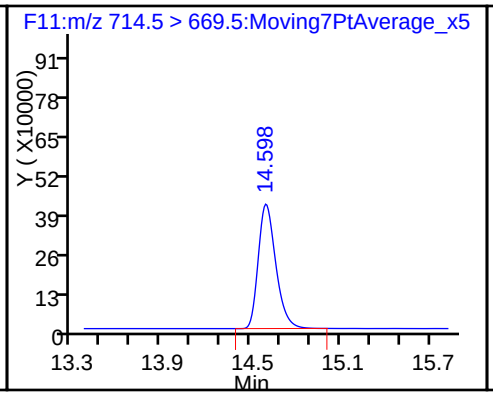

D 35 13C2-PFHxDA

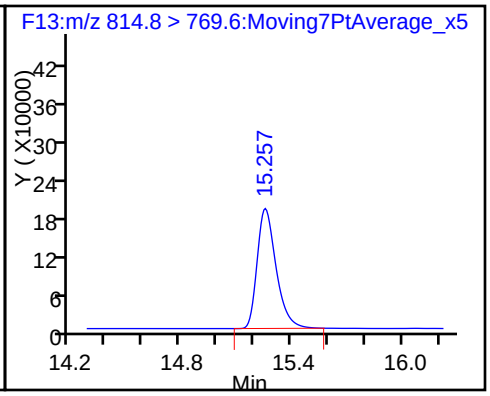

34 Perfluorohexadecanoic acid

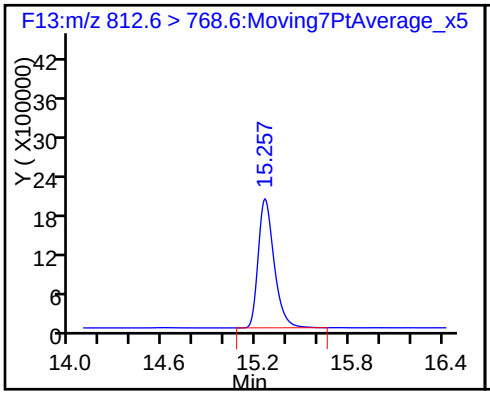

36 Perfluorooctandecanoic acid

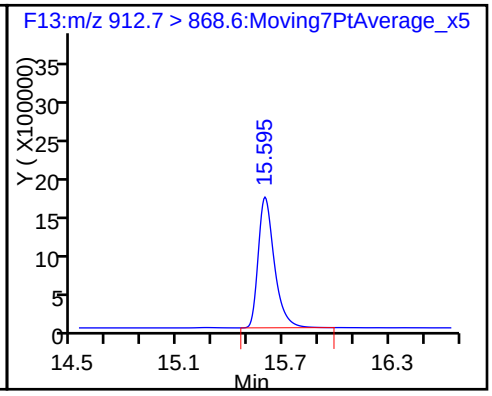

TestAmerica Sacramento
Target Compound Quantitation Report

Data File: \\ChromNA\Sacramento\ChromData\A4\20160525-31065.b\25MAY2016B4A_011.d
Lims ID: Std L7
Client ID:
Sample Type: IC Calib Level: 7
Inject. Date: 25-May-2016 19:01:43 ALS Bottle#: 16 Worklist Smp#: 11
Injection Vol: 15.0 ul Dil. Factor: 1.0000
Sample Info: STD L7
Misc. Info.: Acquity BEH C18,1.7u, 3X150mm,T=35C
Operator ID: JRB Instrument ID: A4
Sublist: chrom-PFAC_A4*sub12

Method: \\ChromNA\Sacramento\ChromData\A4\20160525-31065.b\PFAC_A4.m
Limit Group: LC PFC_DOD ICAL
Last Update: 27-May-2016 10:00:01 Calib Date: 25-May-2016 19:01:43
Integrator: Picker
Quant Method: Isotopic Dilution Quant By: Initial Calibration
Last ICal File: \\ChromNA\Sacramento\ChromData\A4\20160525-31065.b\25MAY2016B4A_011.d

Column 1 : Det: F1:MRM
Process Host: XAWRK014

First Level Reviewer: barnettj Date: 25-May-2016 19:38:14

Signal	RT	EXP RT	DLT RT	REL RT	Response	Amount ng/ml	Ratio(Limits)	%Rec	S/N	Flags
2 Perfluorobutyric acid										
212.7 > 168.6	5.800	5.798	0.002	1.000	18955715	439.6		110	31257	
D 1 13C4 PFBA										
216.7 > 171.5	5.800	5.798	0.002		3359557	39.7		79.5	9276	
D 3 13C5-PFPeA										
267.6 > 222.7	6.904	6.907	-0.003		2881925	37.6		75.1	4979	
4 Perfluoropentanoic acid										
262.9 > 218.7	6.909	6.910	-0.001	1.000	10999657	375.7		93.9	3476	
5 Perfluorobutane Sulfonate										
298.8 > 79.6	7.024	7.024	0.0	1.000	4799473	NC			10933	
298.8 > 98.6	7.024	7.024	0.0	1.000	3025074		1.59(0.00-0.00)		6160	
51 Perfluorobutanesulfonic acid										
298.8 > 79.6	7.024	7.024	0.0	1.000	4799473	354.6		100		
D 6 13C2 PFHxA										
314.6 > 269.7	8.155	8.156	-0.001		3168006	38.2		76.3	4926	
7 Perfluorohexanoic acid										
312.9 > 268.7	8.155	8.157	-0.002	1.000	11383764	400.2		100	2155	
D 8 13C4-PFHpA										
366.6 > 321.6	9.380	9.387	-0.007		3129112	36.6		73.2	4202	
9 Perfluoroheptanoic acid										
362.8 > 318.7	9.388	9.388	0.0	1.000	12395409	413.1		103	6683	
10 Perfluorohexane Sulfonate										
398.3 > 79.2	9.419	9.421	-0.002	1.000	12149225	NC			7701	
58 Perfluorohexanesulfonic acid										
398.3 > 79.2	9.419	9.421	-0.002	1.000	12149225	383.3		101		
D 11 18O2 PFHxS										
402.5 > 83.6	9.427	9.422	0.005		877315	29.6		62.5	2317	

Signal	RT	EXP RT	DLT RT	REL RT	Response	Amount ng/ml	Ratio(Limits)	%Rec	S/N	Flags
D 12 13C4 PFOA										
416.5 > 371.6	10.502	10.503	-0.001		2892631	32.4		64.9	3522	
13 Perfluorooctanoic acid										
412.8 > 368.8	10.502	10.504	-0.002	1.000	10456476	399.6		99.9	5451	
412.8 > 168.7	10.502	10.504	-0.002	1.000	3385329		3.09(0.00-0.00)	99.9	3599	
39 Perfluoroheptanesulfonic Acid										
448.3 > 79.2	10.511	10.508	0.003	1.000	10288308	422.7		111		
14 Perfluoroheptane Sulfonate										
448.3 > 79.2	10.511	10.508	0.003	1.000	10288308	NC			4016	
D 16 13C4 PFOS										
502.4 > 79.7	11.461	11.465	-0.004		149927	22.2		46.5	435	
15 Perfluorooctane sulfonic acid										
498.3 > 79.2	11.461	11.466	-0.005	1.000	17351697	396.0		104	2400	
498.3 > 98.2	11.461	11.466	-0.005	1.000	10408783		1.67(0.00-0.00)	104	2974	
D 17 13C5 PFNA										
467.5 > 422.6	11.480	11.484	-0.004		2902258	37.0		74.0	4664	
18 Perfluorononanoic acid										
462.5 > 418.6	11.489	11.486	0.003	1.000	28286865	396.0		99.0	8740	
D 19 13C2 PFDA										
514.4 > 469.5	12.328	12.325	0.003		3546229	35.5		71.0	3861	
20 Perfluorodecanoic acid										
512.5 > 468.5	12.328	12.325	0.003	1.000	31336025	425.4		106	5310	
D 23 13C8 FOSA										
505.4 > 77.6	12.888	12.893	-0.005		3500532	36.3		72.5	3380	
24 Perfluorooctane Sulfonamide										
497.5 > 77.6	12.888	12.893	-0.005	1.000	31417050	419.7		105	3789	
25 Perfluorodecane Sulfonate										
598.4 > 79.6	12.991	12.996	-0.005	1.000	5249459	NC			3431	
49 Perfluorodecane Sulfonic acid										
598.4 > 79.6	12.991	12.996	-0.005	1.000	5249459	397.6		103		
27 Perfluoroundecanoic acid										
562.4 > 518.5	13.045	13.042	0.003	1.000	33914731	394.1		98.5	5142	
D 26 13C2 PFUnA										
564.3 > 519.5	13.045	13.044	0.001		3648730	36.0		72.0	3746	
D 28 13C2 PFDoA										
614.4 > 569.4	13.644	13.646	-0.002		4064771	38.6		77.1	3105	
29 Perfluorododecanoic acid										
612.4 > 568.6	13.644	13.646	-0.002	1.000	29646208	399.8		100.0	3037	
30 Perfluorotridecanoic acid										
662.4 > 618.5	14.165	14.162	0.003	1.000	23843779	364.8		91.2	3003	
32 Perfluorotetradecanoic acid										
712.6 > 668.5	14.602	14.600	0.002	1.000	11465072	331.6		82.9	2655	
D 33 13C2-PFTeDA										
714.5 > 669.5	14.602	14.601	0.001		3186926	42.0		84.0	3029	
D 35 13C2-PFHxDA										
814.8 > 769.6	15.252	15.255	-0.003		1165903	40.0		80.0	2242	
34 Perfluorohexadecanoic acid										
812.6 > 768.6	15.252	15.255	-0.003	1.000	25142674	418.5		105	2375	

Signal	RT	EXP RT	DLT RT	REL RT	Response	Amount ng/ml	Ratio(Limits)	%Rec	S/N	Flags
36 Perfluorooctandecanoic acid										
912.7 > 868.6	15.591	15.593	-0.002	1.000	21401177	415.1		104	4306	

QC Flag Legend

Processing Flags

NC - Not Calibrated

Reagents:

LCPFC-L7_00015 Amount Added: 1.00 Units: mL

Report Date: 27-May-2016 10:00:02 Chrom Revision: 2.2 20-Apr-2016 13:59:46

TestAmerica Sacramento

Data File: \\ChromNA\Sacramento\ChromData\A4\20160525-31065.b\25MAY2016B4A_011.d

Injection Date: 25-May-2016 19:01:43 Instrument ID: A4

Lims ID: Std L7

Client ID:

Operator ID: JRB ALS Bottle#: 16 Worklist Smp#: 11

Injection Vol: 15.0 ul Dil. Factor: 1.0000

Method: PFAC_A4 Limit Group: LC PFC_DOD ICAL

2 Perfluorobutyric acid

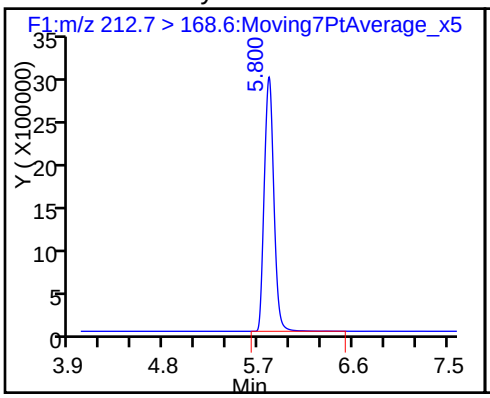

D 1 13C4 PFBA

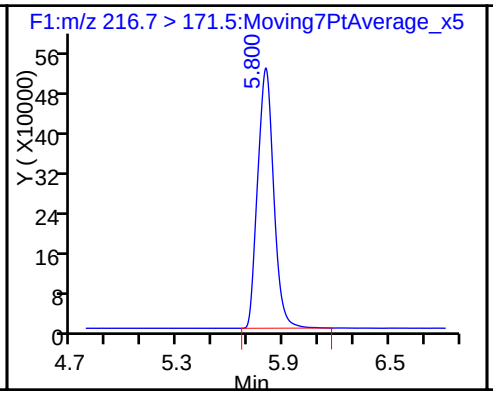

D 3 13C5-PFPeA

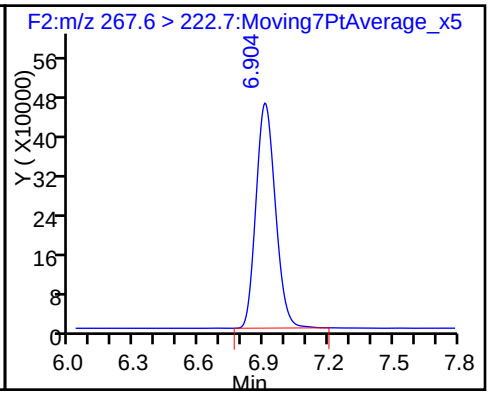

4 Perfluoropentanoic acid

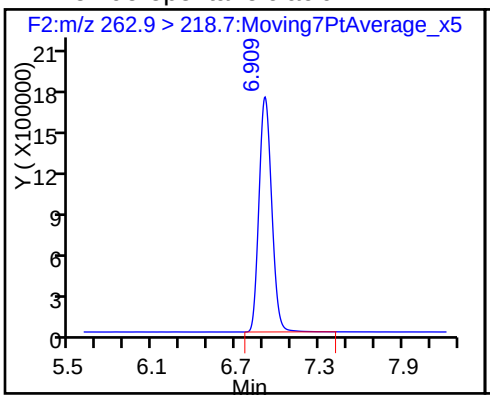

51 Perfluorobutanesulfonic acid

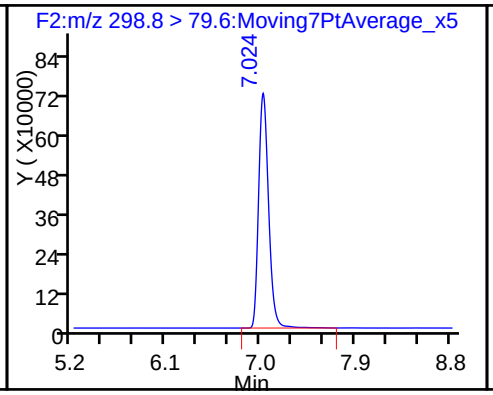

D 6 13C2 PFHxA

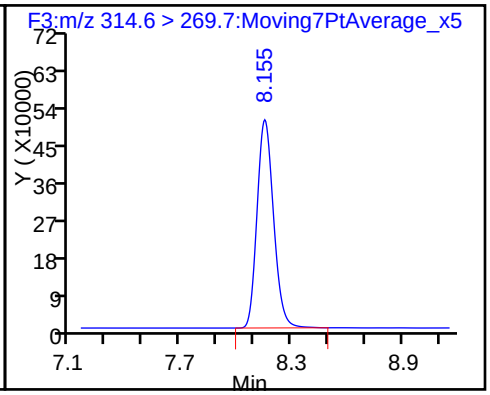

7 Perfluorohexanoic acid

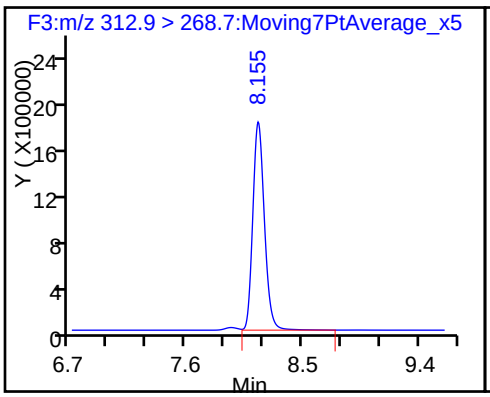

D 8 13C4-PFHpA

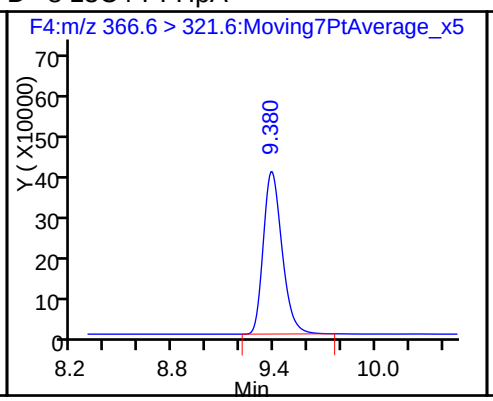

9 Perfluoroheptanoic acid

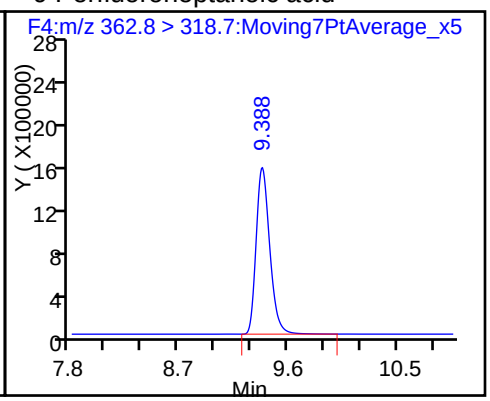

58 Perfluorohexanesulfonic acid

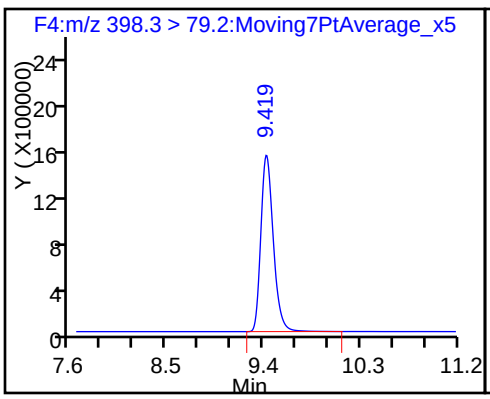

D 11 18O2 PFHxS

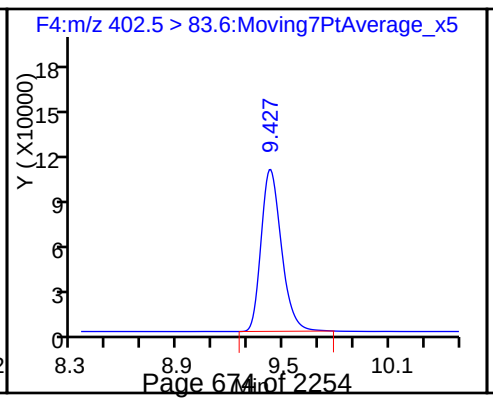

D 12 13C4 PFOA

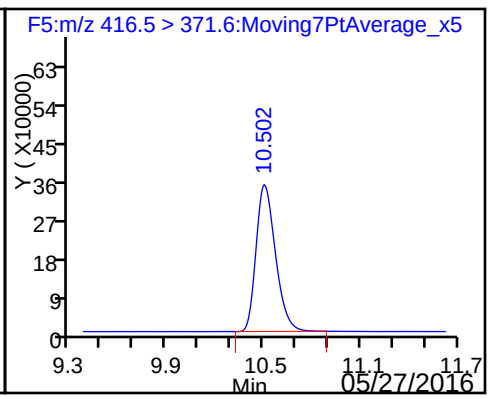

13 Perfluorooctanoic acid

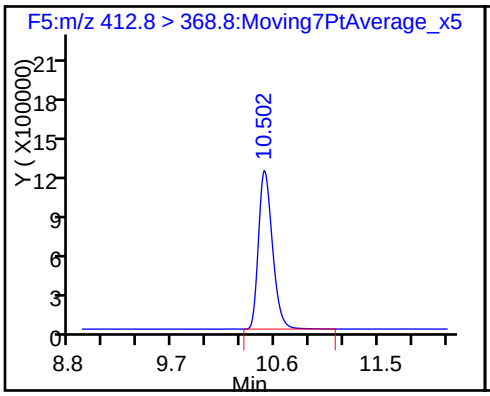

13 Perfluorooctanoic acid

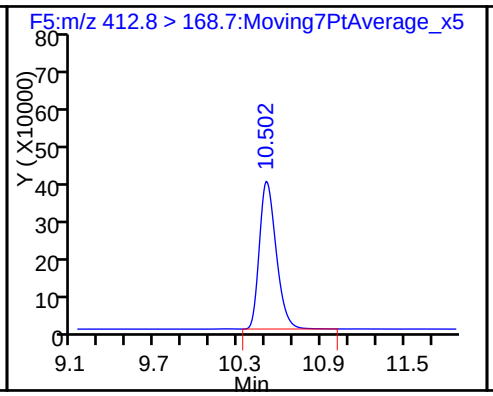

39 Perfluoroheptanesulfonic Acid

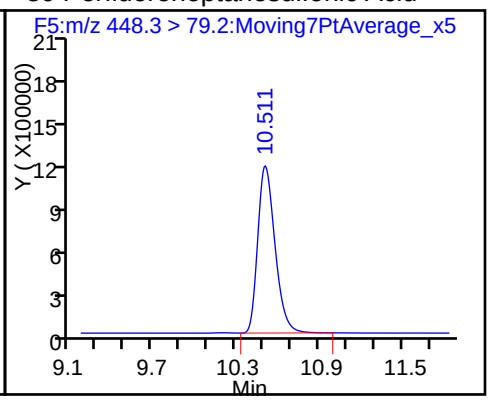

D 16 13C4 PFOS

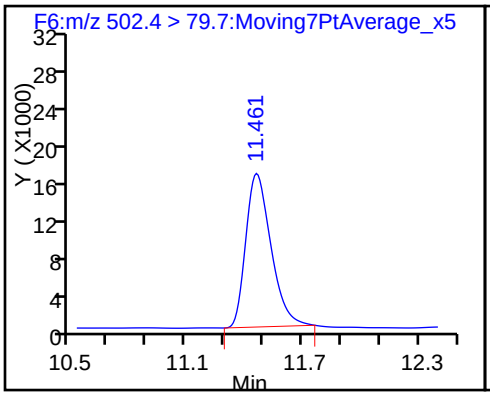

15 Perfluorooctane sulfonic acid

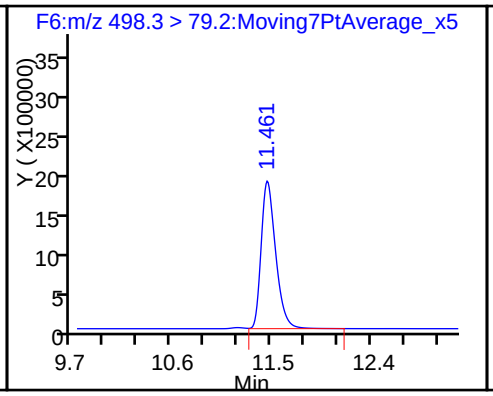

15 Perfluorooctane sulfonic acid

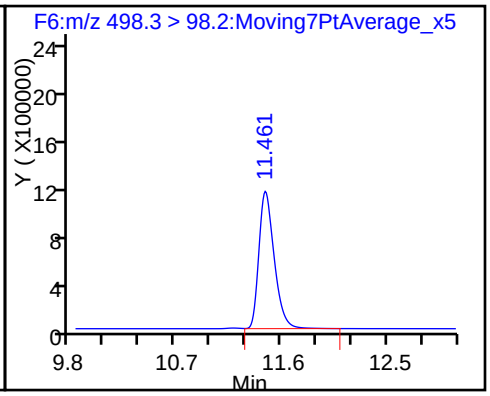

D 17 13C5 PFNA

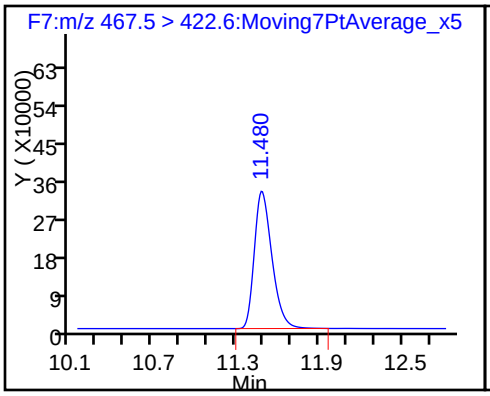

18 Perfluorononanoic acid

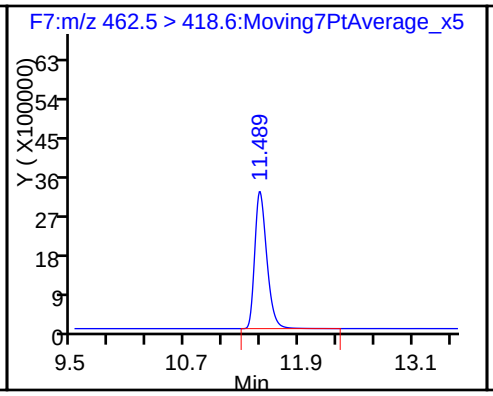

D 19 13C2 PFDA

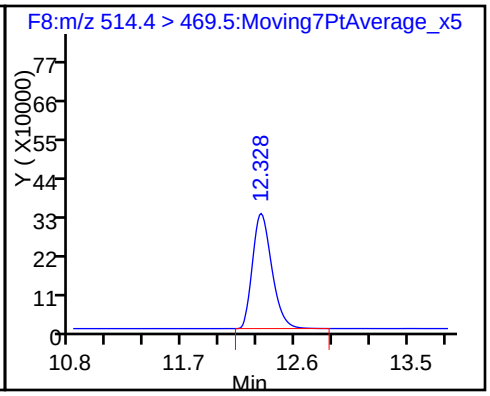

20 Perfluorodecanoic acid

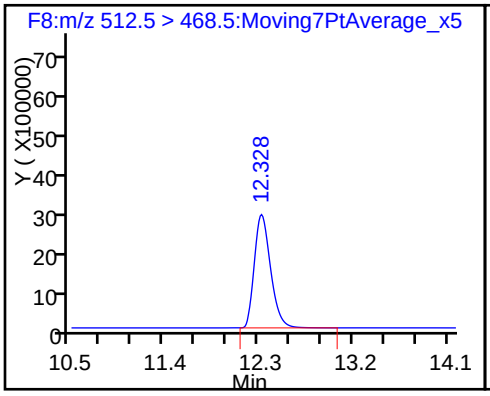

D 23 13C8 FOSA

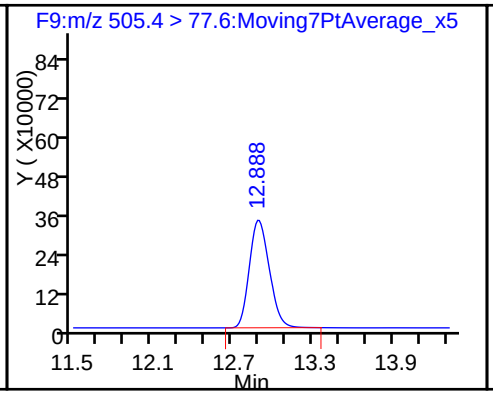

24 Perfluorooctane Sulfonamide

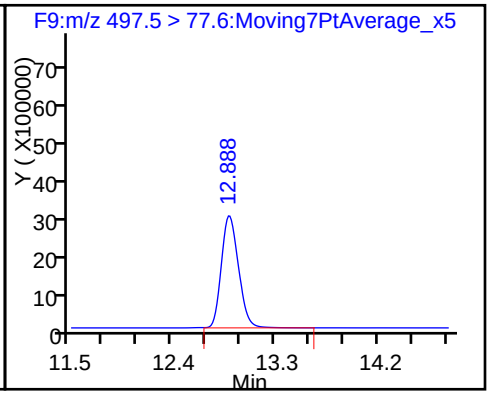

49 Perfluorodecane Sulfonic acid

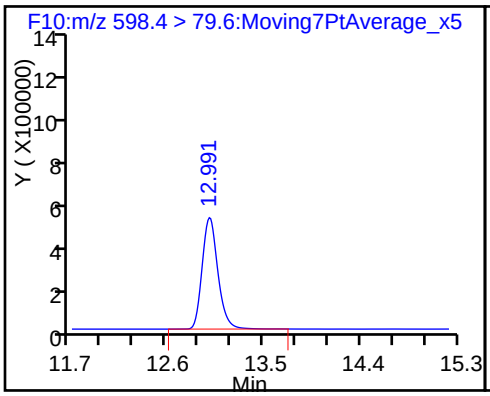

27 Perfluoroundecanoic acid

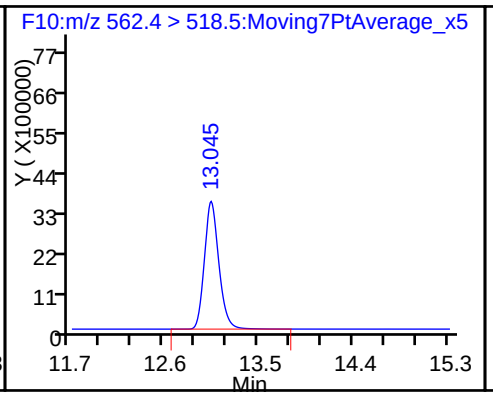

D 26 13C2 PFUnA

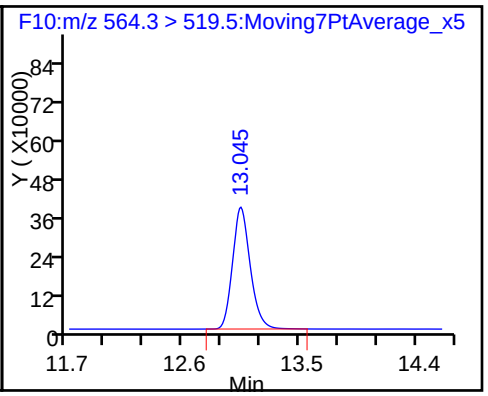

D 28 13C2 PFDoA

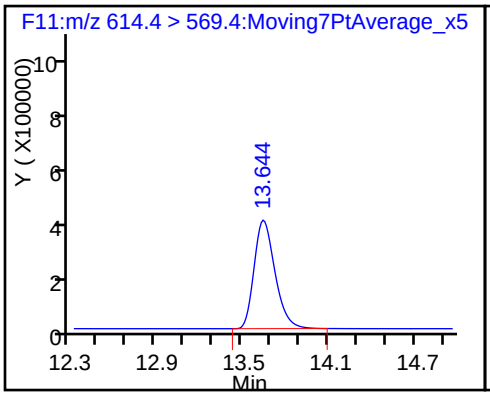

29 Perfluorododecanoic acid

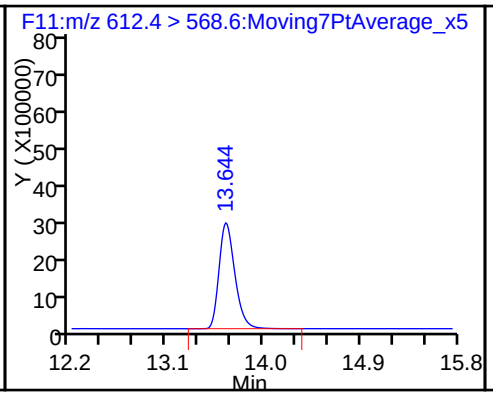

30 Perfluorotridecanoic acid

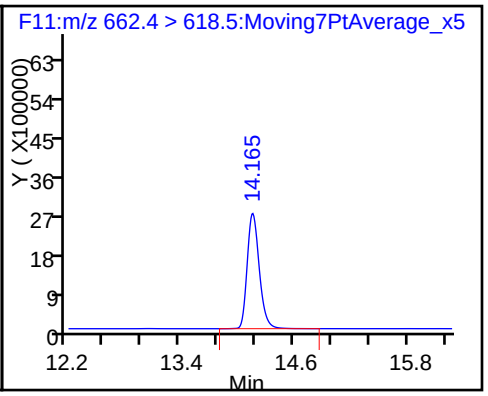

32 Perfluorotetradecanoic acid

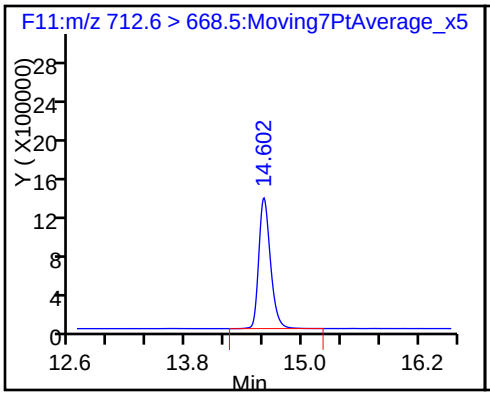

D 33 13C2-PFTeDA

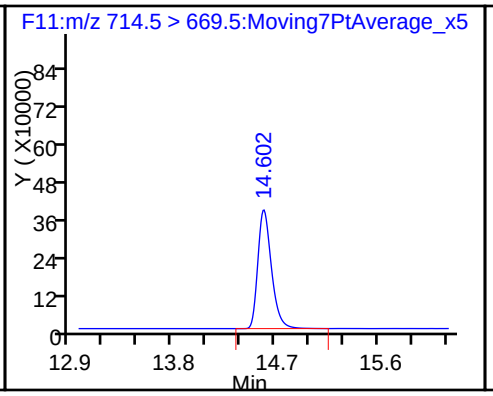

D 35 13C2-PFHxDA

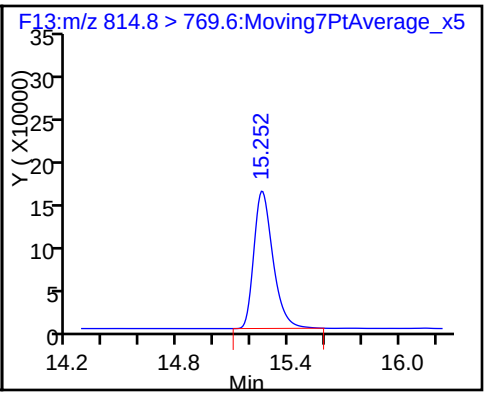

34 Perfluorohexadecanoic acid

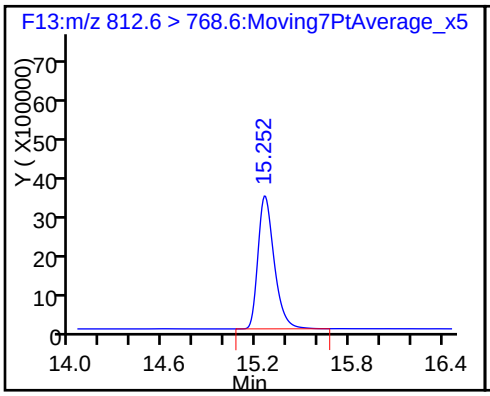

36 Perfluorooctandecanoic acid

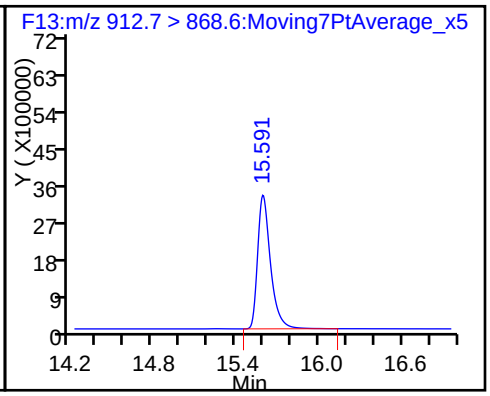

FORM VI
LCMS BY EXTERNAL STANDARD - INITIAL CALIBRATION DATA
RETENTION TIME SUMMARY

Lab Name: TestAmerica Sacramento Job No.: 320-18794-1 Analy Batch No.: 111182

SDG No.:

Instrument ID: A6 GC Column: Acquity ID: 2.1(mm) Heated Purge: (Y/N) N

Calibration Start Date: 05/24/2016 17:07 Calibration End Date: 05/24/2016 19:14 Calibration ID: 21628

Calibration Files:

LEVEL:	LAB SAMPLE ID:	LAB FILE ID:
Level 1	STD 320-111182/4	24MAY2016A6A_004.d
Level 2	STD 320-111182/5	24MAY2016A6A_005.d
Level 3	STD 320-111182/6	24MAY2016A6A_006.d
Level 4	STD 320-111182/7	24MAY2016A6A_007.d
Level 5	STD 320-111182/8	24MAY2016A6A_008.d
Level 6	STD 320-111182/9	24MAY2016A6A_009.d
Level 7	STD 320-111182/10	24MAY2016A6A_010.d

ANALYTE	LVL 1	LVL 2	LVL 3	LVL 4	LVL 5	LVL 6	LVL 7				RT WINDOW	AVG RT
Perfluorobutanoic acid (PFBA)		5.794	5.791	5.788	5.785	5.791	5.794				0.000 - 0.000	5.791
Perfluoropentanoic acid (PFPeA)	+++++	6.951	6.946	6.946	6.951	6.951	6.951				6.699 - 7.199	6.949
Perfluorobutanesulfonic acid (PFBS)	7.078	7.067	7.081	7.078	7.071	7.071	7.071				6.824 - 7.324	7.074
Perfluorohexanoic acid (PFHxA)	8.214	8.230	8.230	8.225	8.230	+++++	+++++				7.975 - 8.475	8.226
Perfluoroheptanoic acid (PFHpA)	9.464	9.464	9.470	9.463	9.464	9.458	+++++				9.212 - 9.712	9.464
Perfluorohexanesulfonic acid (PFHxS)	9.499	9.487	9.499	9.498	9.499	9.493	9.487				9.245 - 9.745	9.495
Perfluorooctanoic acid (PFOA)	+++++	10.577	10.577	10.577	10.586	10.568	+++++				10.323 - 10.823	10.577
Perfluoroheptanesulfonic Acid (PFHpS)		10.596	10.586	10.586	10.586	10.577	10.577				0.000 - 0.000	10.585
Perfluorooctanesulfonic acid (PFOS)	+++++	11.527	11.527	11.526	11.527	11.518	11.518				11.274 - 11.774	11.524
Perfluorononanoic acid (PFNA)	+++++	11.545	11.553	11.553	11.553	11.545	+++++				11.297 - 11.797	11.550
Perfluorodecanoic acid (PFDA)	12.373	12.363	12.383	12.373	12.383	+++++	+++++				12.126 - 12.626	12.375
Perfluorooctane Sulfonamide (FOSA)	+++++	12.994	12.994	12.994	12.994	12.994	12.994				12.744 - 13.244	12.994
Perfluorodecanesulfonic acid (PFDS)	13.024	13.031	13.032	13.032	13.031	13.031	13.041				12.782 - 13.282	13.032
Perfluoroundecanoic acid (PFUnA)	+++++	13.084	13.085	13.076	13.075	13.084	13.094				12.832 - 13.332	13.083
Perfluorododecanoic acid (PFDoA)		13.664	13.666	13.657	13.664	13.673	13.676				0.000 - 0.000	13.667
Perfluorotridecanoic Acid (PFTriA)	14.159	14.166	14.167	14.167	14.166	14.173	14.167				13.916 - 14.416	14.166
Perfluorotetradecanoic acid (PFTeA)	14.589	14.595	14.589	14.589	14.588	14.594	14.583				14.340 - 14.840	14.590
Perfluoro-n-hexadecanoic acid (PFHxDA)	+++++	15.178	15.180	15.184	15.178	15.178	15.175				14.929 - 15.429	15.179
Perfluoro-n-octandecanoic acid (PFODA)	15.456	15.445	15.446	15.456	15.450	15.449	15.446				15.200 - 15.700	15.450
13C4 PFBA	5.794	5.797	5.794	5.797	5.788	5.800	5.803				5.546 - 6.046	5.796
13C5-PFPeA	6.951	6.946	6.946	6.941	6.946	6.946	6.946				6.696 - 7.196	6.946
13C2 PFHxA	8.225	8.225	8.219	8.225	8.219	8.219	+++++				7.973 - 8.473	8.222
13C4-PFHpA	9.464	9.464	9.464	9.463	9.464	9.452	+++++				9.209 - 9.709	9.462
18O2 PFHxS	9.499	9.487	9.499	9.498	9.493	9.493	9.487				9.244 - 9.744	9.494
13C4 PFOA	10.577	10.577	10.577	10.577	10.577	10.577	+++++				10.327 - 10.827	10.577
13C4 PFOS	11.527	11.527	11.527	11.526	11.527	11.518	11.518				11.274 - 11.774	11.524
13C5 PFNA	11.544	11.553	11.553	11.553	11.553	+++++	+++++				11.301 - 11.801	11.551
13C2 PFDA	12.373	12.383	12.383	12.373	12.383	+++++	+++++				12.130 - 12.630	12.379
13C8 FOSA	12.994	12.994	12.994	12.994	12.994	12.984	12.994				12.743 - 13.243	12.993
13C2 PFUnA	13.076	13.075	13.085	13.076	13.075	13.075	13.094				12.829 - 13.329	13.079
13C2 PFDoA	13.666	13.664	13.666	13.657	13.664	13.673	13.676				13.417 - 13.917	13.667
13C2-PFTeDA	14.589	14.588	14.589	14.589	14.588	14.594	14.583				14.339 - 14.839	14.589
13C2-PFHxDA	15.185	15.178	15.180	15.184	15.178	15.178	15.175				14.930 - 15.430	15.180

FORM VI
LCMS BY EXTERNAL STANDARD - INITIAL CALIBRATION DATA
CURVE EVALUATION

Lab Name: TestAmerica Sacramento Job No.: 320-18794-1 Analy Batch No.: 111182

SDG No.:

Instrument ID: A6 GC Column: Acquity ID: 2.1(mm) Heated Purge: (Y/N) N

Calibration Start Date: 05/24/2016 17:07 Calibration End Date: 05/24/2016 19:14 Calibration ID: 21628

Calibration Files:

LEVEL:	LAB SAMPLE ID:	LAB FILE ID:
Level 1	STD 320-111182/4	24MAY2016A6A_004.d
Level 2	STD 320-111182/5	24MAY2016A6A_005.d
Level 3	STD 320-111182/6	24MAY2016A6A_006.d
Level 4	STD 320-111182/7	24MAY2016A6A_007.d
Level 5	STD 320-111182/8	24MAY2016A6A_008.d
Level 6	STD 320-111182/9	24MAY2016A6A_009.d
Level 7	STD 320-111182/10	24MAY2016A6A_010.d

ANALYTE	CF				CURVE TYPE	COEFFICIENT			#	MIN CF	%RSD	#	MAX %RSD	R^2 OR COD	#	MIN R^2 OR COD
	LVL 1 LVL 5	LVL 2 LVL 6	LVL 3 LVL 7	LVL 4		B	M1	M2								
13C4 PFBA	1539.3 1092.6	1282.9 1025.1	1461.5 855.26	1273.0	Ave		1218.52857				19.9		50.0			
13C5-PFPeA	2122.3 2244.1	2509.8 2086.5	3622.5 1518.5	2491.1	Ave		2370.68286				27.1		50.0			
13C2 PFHxA	4154.8 2791.2	3723.8 2487.3	4149.6 +++++	3314.2	Ave		3436.82333				20.3		50.0			
13C4-PFHpA	4217.9 2990.2	3607.8 2581.3	4160.0 +++++	4085.5	Ave		3607.11000				19.0		50.0			
18O2 PFHxS	5797.1 5868.4	6067.4 5096.4	5746.9 4499.4	5613.6	Ave		5527.02809				9.9		50.0			
13C4 PFOA	3688.0 2978.5	4514.1 1829.9	4419.4 +++++	4333.6	Ave		3627.25667				29.1		50.0			
13C4 PFOS	9932.7 10567	10399 9087.2	10721 7923.2	11019	Ave		9949.80873				11.0		50.0			
13C5 PFNA	4818.3 3208.4	4411.4 +++++	4700.7 +++++	3914.2	Ave		3439.82857				41.6		50.0			
13C2 PFDA	4382.7 3498.0	4994.7 +++++	4671.7 +++++	3826.8	Ave		4274.79200				14.3		50.0			
13C8 FOSA	30762 30033	33002 23765	34207 24147	30036	Ave		29421.8800				13.7		50.0			
13C2 PFUnA	7087.1 4263.6	7893.5 2890.3	7571.9 2486.7	6375.5	Ave		5509.80571				41.1		50.0			
13C2 PFDoA	9806.7 7385.1	8750.1 4862.0	8765.8 4220.9	6374.0	Ave		7166.37143				29.4		50.0			
13C2-PFTeDA	12313 9937.2	13445 7182.7	12738 6536.0	11273	Ave		10489.3629				26.0		50.0			
13C2-PFHxDA	22924 21828	24234 18283	23487 16752	22698	Ave		21457.9371				13.2		50.0			

Note: The m1 coefficient is the same as Ave CF for an Ave curve type.

FORM VI

CURVE EVALUATION

Lab Name: TestAmerica Sacramento Job No.: 320-18794-1 Analy Batch No.: 111182

SDG No.:

Instrument ID: A6 GC Column: Acquity ID: 2.1(mm) Heated Purge: (Y/N) N

Calibration Start Date: 05/24/2016 17:07 Calibration End Date: 05/24/2016 19:14 Calibration ID: 21628

ANALYTE	RRF					CURVE TYPE	COEFFICIENT			#	MIN RRF	%RSD	#	MAX %RSD	R^2 OR COD	#	MIN R^2 OR COD
	LVL 1 LVL 6	LVL 2 LVL 7	LVL 3	LVL 4	LVL 5		B	M1	M2								
Perfluorobutanoic acid (PFBA)	+++++ 1412.8	273.00 1202.3	1247.2	1367.4	1342.5	L2ID	-1.087	1.2569							0.9870	*	0.9900
Perfluoropentanoic acid (PFPeA)	+++++ 2419.4	2407.0 1843.0	2919.8	2533.6	2558.7	L1ID	-0.656	1.1888							0.9990		0.9900
Perfluorobutanesulfonic acid (PFBS)	8629.0 7138.5	6955.9 6726.1	8643.4	7023.3	9258.1	L1ID	-0.109	1.4668							0.9980		0.9900
Perfluorohexanoic acid (PFHxA)	150.00 +++++	1066.0 +++++	2657.4	2912.8	2636.1	L1ID	-0.570	0.9301							0.9960		0.9900
Perfluoroheptanoic acid (PFHpA)	1158.0 2776.3	2939.0 +++++	3962.4	3586.5	3800.2	L1ID	-0.409	1.1008							0.9920		0.9900
Perfluorohexanesulfonic acid (PFHxS)	4105.7 5075.3	3808.7 4396.6	6820.9	5380.0	5892.9	L1ID	-0.129	0.9864							0.9990		0.9900
Perfluorooctanoic acid (PFOA)	+++++ 1780.6	5270.0 +++++	4424.2	3641.7	3382.3	AveID		1.0654				14.7		35.0			
Perfluoroheptanesulfonic Acid (PFHpS)	+++++ 4182.1	5583.0 3683.7	5085.5	4909.2	5815.0	AveID		0.4887				8.9		50.0			
Perfluorooctanesulfonic acid (PFOS)	+++++ 8719.8	10286 8089.9	9399.8	8683.7	10079	AveID		0.9314				9.1		35.0			
Perfluorononanoic acid (PFNA)	+++++ 2224.1	3622.0 +++++	3086.8	3218.2	3285.6	AveID		0.9155				25.1		35.0			
Perfluorodecanoic acid (PFDA)	1716.0 +++++	3576.0 +++++	5404.8	4642.8	4317.4	L2ID	-0.436	1.2274							0.9980		0.9900
Perfluorooctane Sulfonamide (FOSA)	+++++ 28113	29052 26898	38346	35142	36154	AveID		1.1120				10.7		35.0			
Perfluorodecanesulfonic acid (PFDS)	5207.5 4482.1	6414.9 3786.8	5724.1	4803.5	5359.9	L1ID	0.0605	0.4834							0.9990		0.9900
Perfluoroundecanoic acid (PFUnA)	+++++ 3727.6	14731 2935.6	11733	6852.0	5858.0	L2ID	0.6384	1.2532							0.9870	*	0.9900
Perfluorododecanoic acid (PFDoA)	+++++ 5425.7	6792.0 3901.9	11498	6988.9	6574.6	AveID		1.0192				18.9		35.0			
Perfluorotridecanoic Acid (PFTriA)	7350.0 7026.7	13425 5408.6	17237	11561	11533	AveID		1.4789				26.6		50.0			
Perfluorotetradecanoic acid (PFTeA)	19694 7991.4	18230 6700.0	13399	10810	11063	L1ID	0.2611	1.5985							0.9990		0.9900
Perfluoro-n-hexadecanoic acid (PFHxDA)	+++++ 18388	61062 16102	31522	20672	22232	L2ID	3.5645	3.3119							0.9830	*	0.9900
Perfluoro-n-octandecanoic acid (PFODA)	26276 24854	32129 24757	28029	26162	28600	AveID		4.0719				26.9		50.0			

Note: The m1 coefficient is the same as Ave RRF for an Ave curve type.

FORM VI
LCMS BY EXTERNAL STANDARD - INITIAL CALIBRATION DATA
RESPONSE AND CONCENTRATION

Lab Name: TestAmerica Sacramento Job No.: 320-18794-1 Analy Batch No.: 111182

SDG No.:

Instrument ID: A6 GC Column: Acquity ID: 2.1(mm) Heated Purge: (Y/N) N

Calibration Start Date: 05/24/2016 17:07 Calibration End Date: 05/24/2016 19:14 Calibration ID: 21628

Calibration Files:

LEVEL:	LAB SAMPLE ID:	LAB FILE ID:
Level 1	STD 320-111182/4	24MAY2016A6A_004.d
Level 2	STD 320-111182/5	24MAY2016A6A_005.d
Level 3	STD 320-111182/6	24MAY2016A6A_006.d
Level 4	STD 320-111182/7	24MAY2016A6A_007.d
Level 5	STD 320-111182/8	24MAY2016A6A_008.d
Level 6	STD 320-111182/9	24MAY2016A6A_009.d
Level 7	STD 320-111182/10	24MAY2016A6A_010.d

ANALYTE	CURVE TYPE	RESPONSE					CONCENTRATION (NG/ML)				
		LVL 1 LVL 6	LVL 2 LVL 7	LVL 3	LVL 4	LVL 5	LVL 1 LVL 6	LVL 2 LVL 7	LVL 3	LVL 4	LVL 5
13C4 PFBA	Ave	76963 51257	64145 42763	73077	63652	54628	50.0 50.0	50.0 50.0	50.0	50.0	50.0
13C5-PFPeA	Ave	106114 104324	125492 75925	181125	124553	112206	50.0 50.0	50.0 50.0	50.0	50.0	50.0
13C2 PFHxA	Ave	207741 124365	186191 +++++	207481	165711	139558	50.0 50.0	50.0 +++++	50.0	50.0	50.0
13C4-PFHpA	Ave	210893 129064	180390 +++++	208002	204276	149508	50.0 50.0	50.0 +++++	50.0	50.0	50.0
18O2 PFHxS	Ave	274201 241061	286987 212821	271830	265525	277574	47.3 47.3	47.3 47.3	47.3	47.3	47.3
13C4 PFOA	Ave	184400 91496	225703 +++++	220970	216681	148927	50.0 50.0	50.0 +++++	50.0	50.0	50.0
13C4 PFOS	Ave	474781 434368	497077 378731	512441	526709	505099	47.8 47.8	47.8 47.8	47.8	47.8	47.8
13C5 PFNA	Ave	240916 +++++	220571 +++++	235035	195708	160421	50.0 +++++	50.0 +++++	50.0	50.0	50.0
13C2 PFDA	Ave	219137 +++++	249735 +++++	233584	191340	174902	50.0 +++++	50.0 +++++	50.0	50.0	50.0
13C8 FOSA	Ave	1538080 1188273	1650124 1207359	1710359	1501807	1501656	50.0 50.0	50.0 50.0	50.0	50.0	50.0
13C2 PFUnA	Ave	354353 144515	394675 124337	378596	318776	213180	50.0 50.0	50.0 50.0	50.0	50.0	50.0
13C2 PFDoA	Ave	490337 243100	437505 211043	438290	318700	369255	50.0 50.0	50.0 50.0	50.0	50.0	50.0
13C2-PFTeDA	Ave	615662 359134	672264 326798	636894	563664	496861	50.0 50.0	50.0 50.0	50.0	50.0	50.0
13C2-PFHxDA	Ave	1146199 914173	1211693 837620	1174335	1134880	1091378	50.0 50.0	50.0 50.0	50.0	50.0	50.0

Curve Type Legend:
Ave = Average

RESPONSE AND CONCENTRATION

Lab Name: TestAmerica Sacramento Job No.: 320-18794-1 Analy Batch No.: 111182

SDG No.:

Instrument ID: A6 GC Column: Acquity ID: 2.1(mm) Heated Purge: (Y/N) N

Calibration Start Date: 05/24/2016 17:07 Calibration End Date: 05/24/2016 19:14 Calibration ID: 21628

Calibration Files:

LEVEL:	LAB SAMPLE ID:	LAB FILE ID:
Level 1	STD 320-111182/4	24MAY2016A6A_004.d
Level 2	STD 320-111182/5	24MAY2016A6A_005.d
Level 3	STD 320-111182/6	24MAY2016A6A_006.d
Level 4	STD 320-111182/7	24MAY2016A6A_007.d
Level 5	STD 320-111182/8	24MAY2016A6A_008.d
Level 6	STD 320-111182/9	24MAY2016A6A_009.d
Level 7	STD 320-111182/10	24MAY2016A6A_010.d

ANALYTE	IS REF	CURVE TYPE	RESPONSE					CONCENTRATION (NG/ML)				
			LVL 1 LVL 6	LVL 2 LVL 7	LVL 3	LVL 4	LVL 5	LVL 1 LVL 6	LVL 2 LVL 7	LVL 3	LVL 4	LVL 5
Perfluorobutanoic acid (PFBA)		L2ID	+++++ 282560	273 480936	6236	27348	67124	+++++ 200	1.00 400	5.00	20.0	50.0
Perfluoropentanoic acid (PFPeA)		L1ID	+++++ 483871	2407 737184	14599	50671	127936	+++++ 200	1.00 400	5.00	20.0	50.0
Perfluorobutanesulfonic acid (PFBS)		L1ID	3814 1262078	6149 2378342	38204	124172	409210	0.442 177	0.884 354	4.42	17.7	44.2
Perfluorohexanoic acid (PFHxA)		L1ID	75 +++++	1066 +++++	13287	58255	131803	0.500 +++++	1.00 +++++	5.00	20.0	50.0
Perfluoroheptanoic acid (PFHpA)		L1ID	579 555259	2939 +++++	19812	71730	190009	0.500 200	1.00 +++++	5.00	20.0	50.0
Perfluorohexanesulfonic acid (PFHxS)		L1ID	1942 960243	3603 1663673	32263	101790	278735	0.473 189	0.946 378	4.73	18.9	47.3
Perfluorooctanoic acid (PFOA)		AveID	+++++ 356123	5270 +++++	22121	72833	169115	+++++ 200	1.00 +++++	5.00	20.0	50.0
Perfluoroheptanesulfonic Acid (PFHpS)		AveID	+++++ 796277	5315 1402764	24207	93471	276794	+++++ 190	0.952 381	4.76	19.0	47.6
Perfluorooctanesulfonic acid (PFOS)		AveID	+++++ 1667222	9833 3093589	44931	166032	481794	+++++ 191	0.956 382	4.78	19.1	47.8
Perfluorononanoic acid (PFNA)		AveID	+++++ 444822	3622 +++++	15434	64364	164281	+++++ 200	1.00 +++++	5.00	20.0	50.0
Perfluorodecanoic acid (PFDA)		L2ID	858 +++++	3576 +++++	27024	92855	215872	0.500 +++++	1.00 +++++	5.00	20.0	50.0
Perfluorooctane Sulfonamide (FOSA)		AveID	+++++ 5622658	29052 10759050	191731	702846	1807702	+++++ 200	1.00 400	5.00	20.0	50.0
Perfluorodecanesulfonic acid (PFDS)		L1ID	2510 864142	6184 1460173	27590	92611	258349	0.482 193	0.964 386	4.82	19.3	48.2
Perfluoroundecanoic acid (PFUnA)		L2ID	+++++ 745515	14731 1174235	58666	137039	292902	+++++ 200	1.00 400	5.00	20.0	50.0
Perfluorododecanoic acid (PFDoA)		AveID	+++++ 1085132	6792 1560769	57489	139778	328730	+++++ 200	1.00 400	5.00	20.0	50.0

FORM VI

RESPONSE AND CONCENTRATION

Lab Name: TestAmerica Sacramento Job No.: 320-18794-1 Analy Batch No.: 111182

SDG No.:

Instrument ID: A6 GC Column: Acquity ID: 2.1(mm) Heated Purge: (Y/N) N

Calibration Start Date: 05/24/2016 17:07 Calibration End Date: 05/24/2016 19:14 Calibration ID: 21628

ANALYTE	IS REF	CURVE TYPE	RESPONSE					CONCENTRATION (NG/ML)				
			LVL 1 LVL 6	LVL 2 LVL 7	LVL 3	LVL 4	LVL 5	LVL 1 LVL 6	LVL 2 LVL 7	LVL 3	LVL 4	LVL 5
Perfluorotridecanoic Acid (PFTriA)		AveID	3675 1405333	13425 2163423	86184	231228	576659	0.500 200	1.00 400	5.00	20.0	50.0
Perfluorotetradecanoic acid (PFTeA)		L1ID	9847 1598285	18230 2679987	66997	216201	553149	0.500 200	1.00 400	5.00	20.0	50.0
Perfluoro-n-hexadecanoic acid (PFHxDA)		L2ID	+++++ 3677680	61062 6440831	157611	413438	1111597	+++++ 200	1.00 400	5.00	20.0	50.0
Perfluoro-n-octandecanoic acid (PFODA)		AveID	13138 4970845	32129 9902853	140146	523232	1430022	0.500 200	1.00 400	5.00	20.0	50.0

Curve Type Legend:

AveID = Average isotope dilution
L1ID = Linear 1/conc IsoDil
L2ID = Linear 1/conc^2 IsoDil

TestAmerica Sacramento
Target Compound Quantitation Report

Data File: \\ChromNA\Sacramento\ChromData\A6\20160524-31021.b\24MAY2016A6A_004.d
Lims ID: Std L1
Client ID:
Sample Type: IC Calib Level: 1
Inject. Date: 24-May-2016 17:07:08 ALS Bottle#: 9 Worklist Smp#: 4
Injection Vol: 15.0 ul Dil. Factor: 1.0000
Sample Info: STD L1
Misc. Info.: Acquity BEH 1.7um, 3X150mm T=50*C
Operator ID: JRB Instrument ID: A6
Sublist: chrom-PFAC_A6*sub9

Method: \\ChromNA\Sacramento\ChromData\A6\20160524-31021.b\PFAC_A6.m
Limit Group: LC PFC_DOD ICAL
Last Update: 25-May-2016 14:05:29 Calib Date: 24-May-2016 19:14:42
Integrator: Picker
Quant Method: Isotopic Dilution Quant By: Initial Calibration
Last ICal File: \\ChromNA\Sacramento\ChromData\A6\20160524-31021.b\24MAY2016A6A_010.d

Column 1 : Acquity BEH C18 (2.10 mm) Det: F1:MRM
Process Host: XAWRK049

First Level Reviewer: barnettj Date: 24-May-2016 17:44:31

Signal	RT	EXP RT	DLT RT	REL RT	Response	Amount ng/ml	Ratio(Limits)	%Rec	S/N	Flags
D 1 13C4 PFBA										
217.0 > 172.0	5.794	5.796	-0.002		76963	63.2		126	9869	
D 3 13C5-PFPeA										
267.9 > 223.0	6.951	6.946	0.005		106114	44.8		89.5	3239	
4 Perfluoropentanoic acid										M
262.9 > 219.0	6.951	6.949	0.002	1.000	107	0.5938		119	15.5	M
40 Perfluorobutanesulfonic acid										
298.9 > 80.0	7.078	7.074	0.004	1.000	3814	0.5229		118		
5 Perfluorobutane Sulfonate										
298.9 > 80.0	7.078	7.074	0.004	1.000	3814	NC			22.6	
298.9 > 99.0	7.067	7.074	-0.007	0.999	971		3.93(0.00-0.00)		108	
D 6 13C2 PFHxA										
315.0 > 270.0	8.225	8.223	0.002		207741	60.4		121	18543	
7 Perfluorohexanoic acid										M
313.0 > 269.0	8.214	8.225	-0.011	1.000	75	0.6325		126	9.5	M
D 8 13C4-PFHpA										
367.0 > 322.0	9.464	9.459	0.005		210893	58.5		117	18350	
9 Perfluoroheptanoic acid										M
363.0 > 319.0	9.464	9.462	0.002	1.000	579	0.4961		99.2	53.0	M
D 11 18O2 PFHxS										
403.0 > 84.0	9.499	9.494	0.005		274201	49.6		105	23131	
10 Perfluorohexane Sulfonate										
399.0 > 80.0	9.499	9.495	0.004	1.000	1942	NC			194	
41 Perfluorohexanesulfonic acid										
399.0 > 80.0	9.499	9.495	0.004	1.000	1942	0.4702		99.4		

Signal	RT	EXP RT	DLT RT	REL RT	Response	Amount ng/ml	Ratio(Limits)	%Rec	S/N	Flags
13 Perfluorooctanoic acid										M
413.0 > 369.0	10.559	10.573	-0.014	1.000	1243	0.3164		63.3	15.9	M
D 12 13C4 PFOA										
417.0 > 372.0	10.577	10.577	0.0		184400	50.8		102	12110	
15 Perfluorooctane sulfonic acid										M
499.0 > 80.0	11.527	11.524	0.003	1.000	1084	0.1172		24.5	79.5	M
499.0 > 99.0	11.535	11.524	0.011	1.001	328		3.30(0.00-0.00)	24.5	26.0	M
D 16 13C4 PFOS										
503.0 > 80.0	11.527	11.524	0.003		474781	47.7		99.8	35220	
18 Perfluorononanoic acid										M
463.0 > 419.0	11.528	11.547	-0.019	1.000	154	0.0349		7.0	6.8	M
D 17 13C5 PFNA										
468.0 > 423.0	11.544	11.551	-0.007		240916	57.2		114	17211	
20 Perfluorodecanoic acid										M
513.0 > 469.0	12.373	12.376	-0.003	1.000	858	0.5146		103	55.0	M
D 19 13C2 PFDA										
515.0 > 470.0	12.373	12.380	-0.007		219137	51.3		103	13306	
D 23 13C8 FOSA										
506.0 > 78.0	12.994	12.993	0.001		1538080	52.3		105	66984	
24 Perfluorooctane Sulfonamide										
498.0 > 78.0	12.994	12.994	0.0	1.000	10841	0.3169		63.4	729	
39 Perfluorodecane Sulfonic acid										
599.0 > 80.0	13.024	13.032	-0.008	1.000	2510	0.3976		82.5		
25 Perfluorodecane Sulfonate										
599.0 > 80.0	13.024	13.032	-0.008	1.000	2510	NC			181	
D 26 13C2 PFUnA										
565.0 > 520.0	13.076	13.079	-0.003		354353	64.3		129	24661	
27 Perfluoroundecanoic acid										
563.0 > 519.0	13.076	13.082	-0.006	1.000	5084	0.0630		12.6	18.4	
D 28 13C2 PFDoA										
615.0 > 570.0	13.666	13.667	-0.001		490337	68.4		137	33358	
30 Perfluorotridecanoic acid										
663.0 > 619.0	14.159	14.166	-0.007	1.000	3675	0.2534		50.7	0.9	
D 33 13C2-PFTeDA										
715.0 > 670.0	14.589	14.589	0.0		615662	58.7		117	28040	
32 Perfluorotetradecanoic acid										
713.0 > 669.0	14.589	14.590	-0.001	1.000	9847	0.4648		93.0	6.2	
34 Perfluorohexadecanoic acid										
813.0 > 769.0	15.180	15.179	0.001	1.000	35656	0.0216		4.3	83.5	
D 35 13C2-PFHxDA										
815.0 > 770.0	15.185	15.180	0.005		1146199	53.4		107	10750	
36 Perfluorooctandecanoic acid										
913.0 > 869.0	15.456	15.450	0.006	1.000	13138	0.3290		65.8	20.5	

QC Flag Legend

Processing Flags

NC - Not Calibrated

Review Flags

M - Manually Integrated

Reagents:

LCPFC-L1_00019 Amount Added: 1.00 Units: mL

Report Date: 25-May-2016 14:05:31 Chrom Revision: 2.2 20-Apr-2016 13:59:46

TestAmerica Sacramento

Data File: \\ChromNA\Sacramento\ChromData\A6\20160524-31021.b\24MAY2016A6A_004.d

Injection Date: 24-May-2016 17:07:08 Instrument ID: A6

Lims ID: Std L1

Client ID:

Operator ID: JRB ALS Bottle#: 9 Worklist Smp#: 4

Injection Vol: 15.0 ul Dil. Factor: 1.0000

Method: PFAC_A6 Limit Group: LC PFC_DOD ICAL

2 Perfluorobutyric acid (ND)

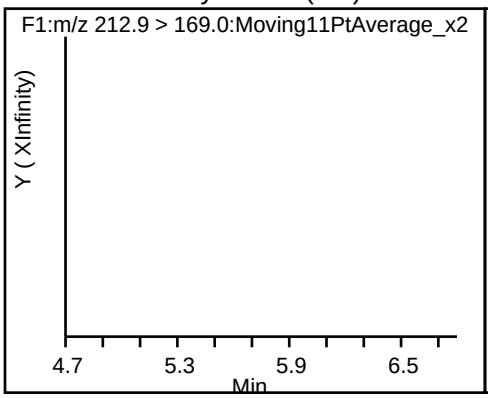

D 1 13C4 PFBA

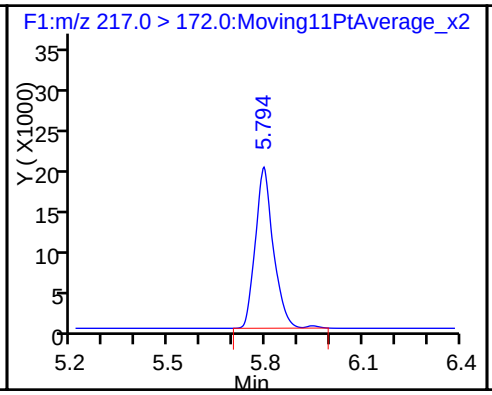

D 3 13C5-PFPeA

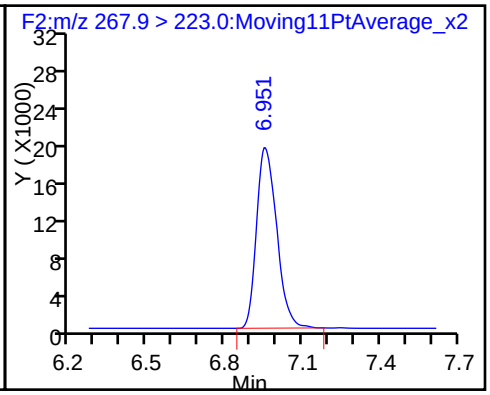

4 Perfluoropentanoic acid (M)

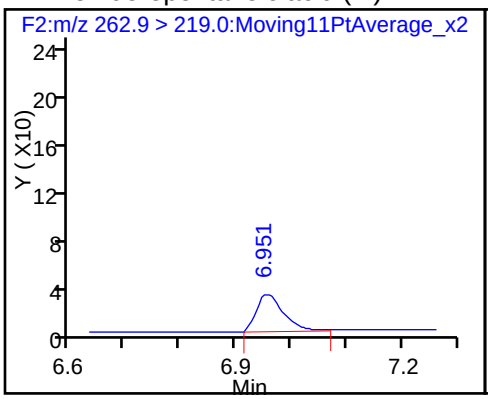

40 Perfluorobutanesulfonic acid

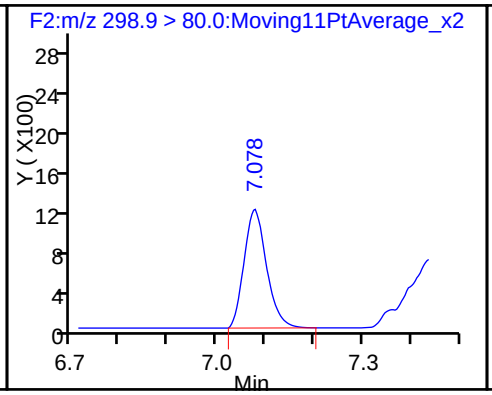

D 6 13C2 PFHxA

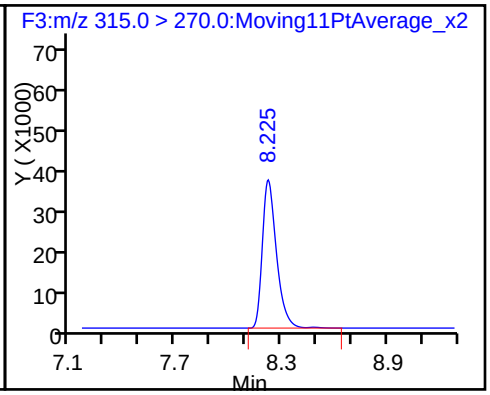

7 Perfluorohexanoic acid (M)

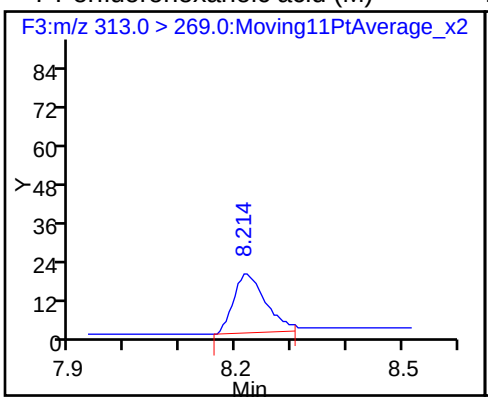

D 8 13C4-PFHpA

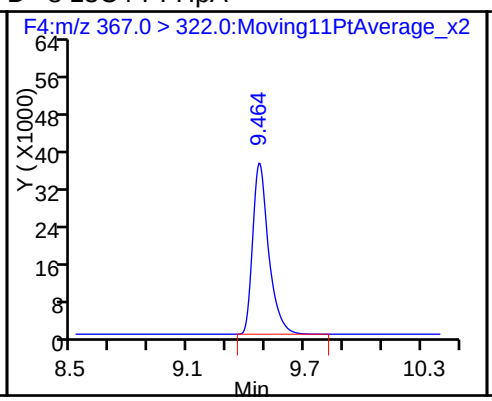

9 Perfluoroheptanoic acid (M)

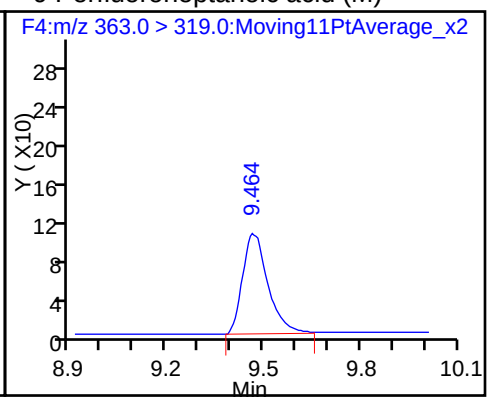

D 11 18O2 PFHxS

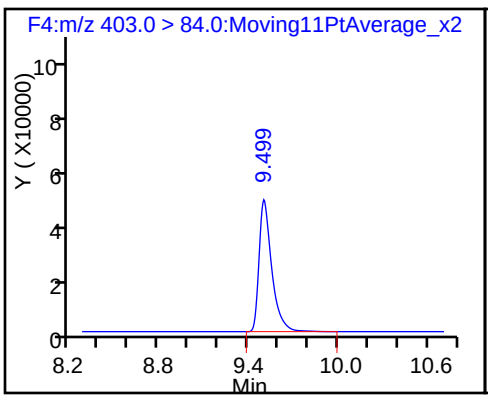

41 Perfluorohexanesulfonic acid

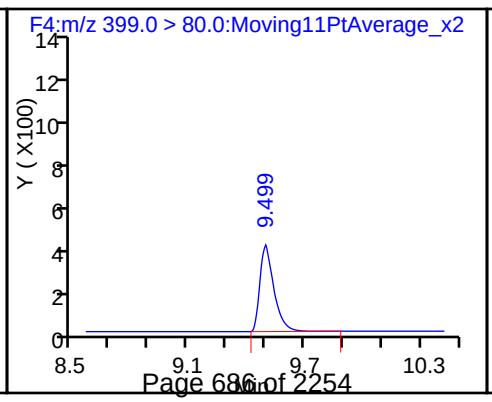

13 Perfluorooctanoic acid (M)

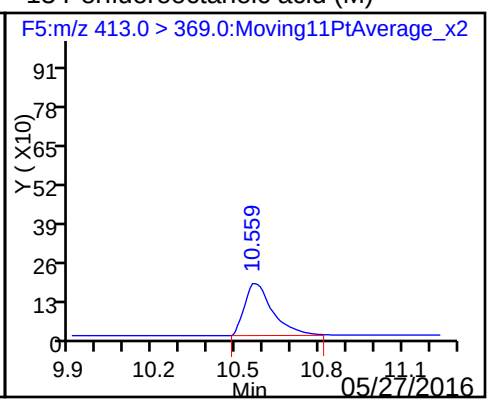

13 Perfluorooctanoic acid

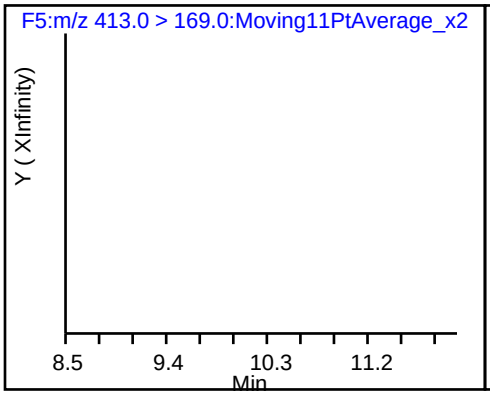

D 12 13C4 PFOA

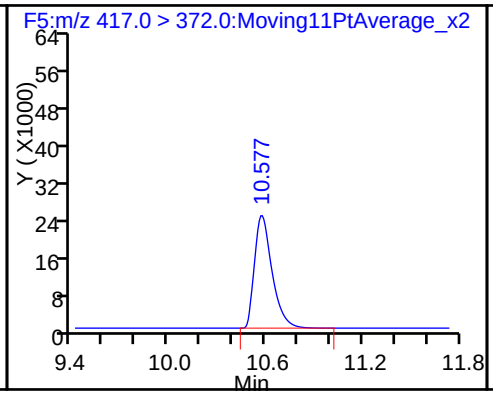

38 Perfluoroheptanesulfonic Acid (ND)

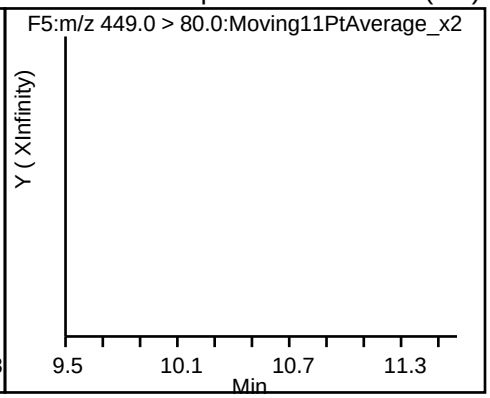

15 Perfluorooctane sulfonic acid (M)

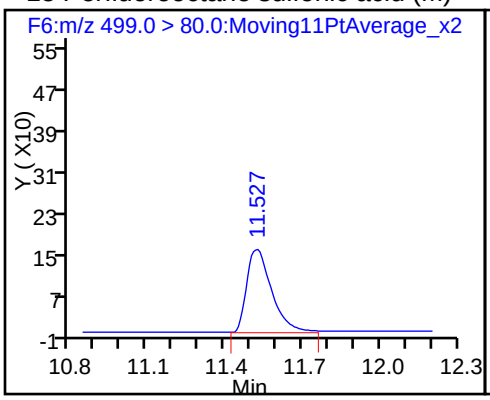

15 Perfluorooctane sulfonic acid (M)

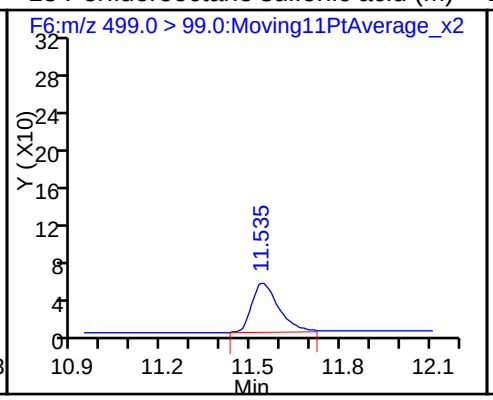

D 16 13C4 PFOS

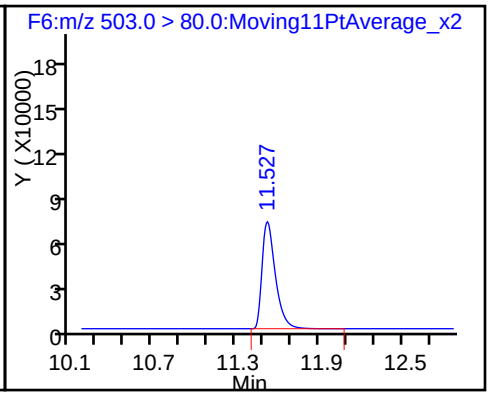

18 Perfluorononanoic acid (M)

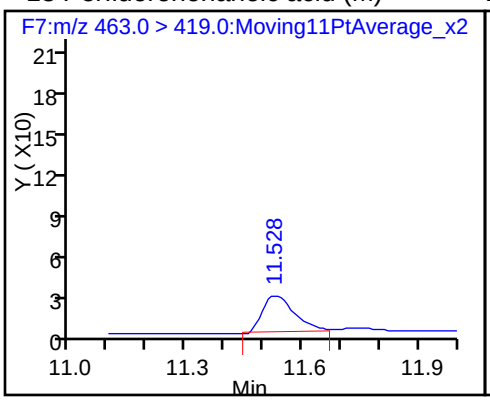

D 17 13C5 PFNA

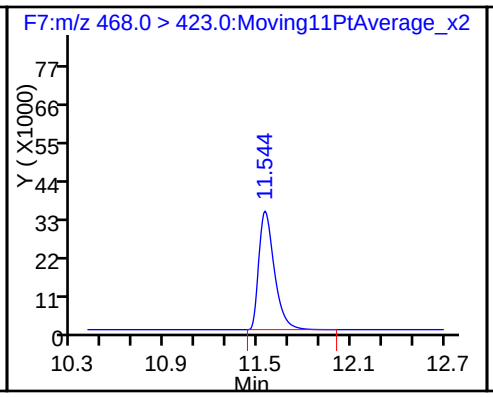

20 Perfluorodecanoic acid (M)

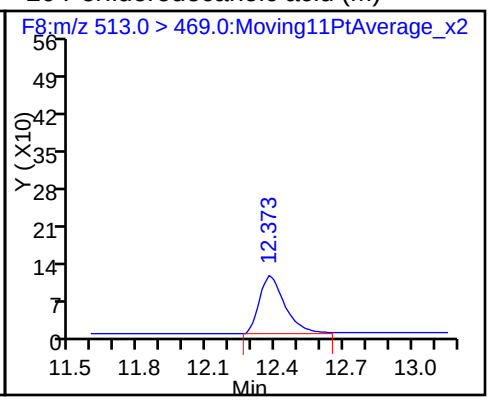

D 19 13C2 PFDA

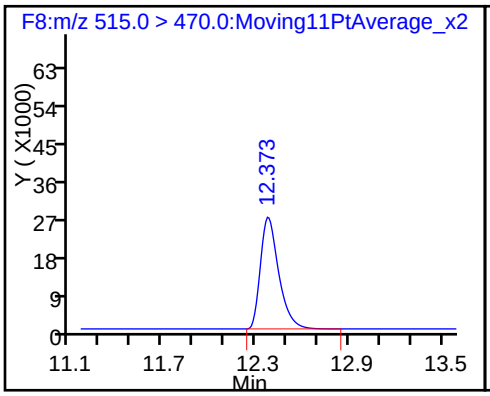

D 23 13C8 FOSA

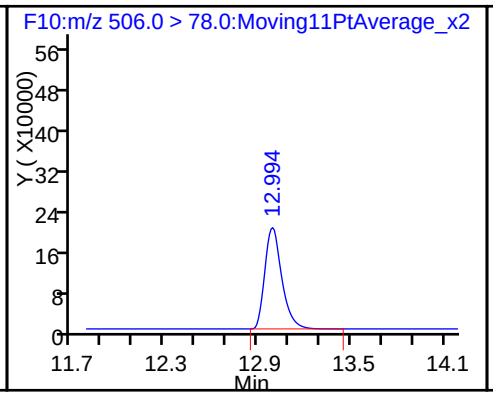

24 Perfluorooctane Sulfonamide

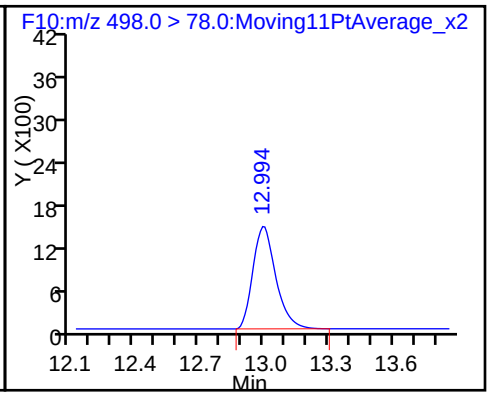

39 Perfluorodecane Sulfonic acid

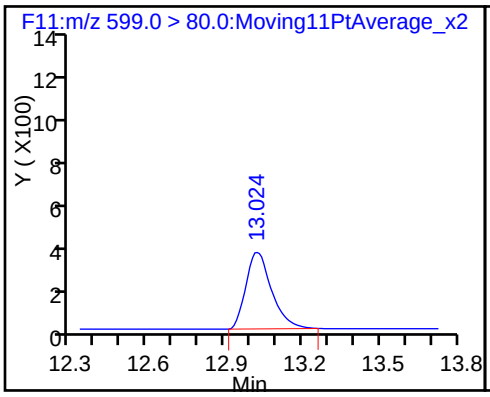

D 26 13C2 PFUnA

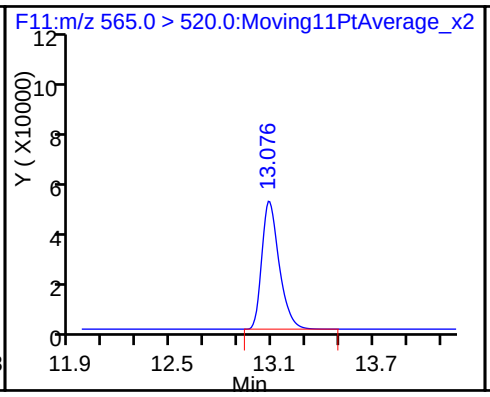

27 Perfluoroundecanoic acid

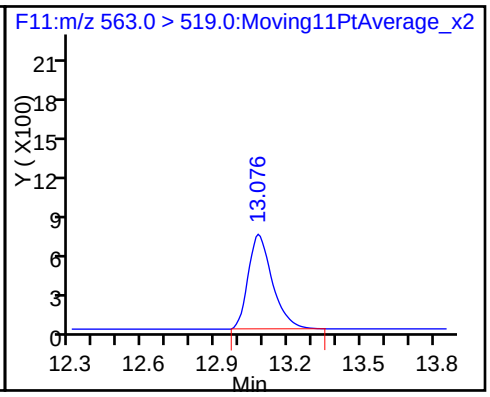

D 28 13C2 PFDoA

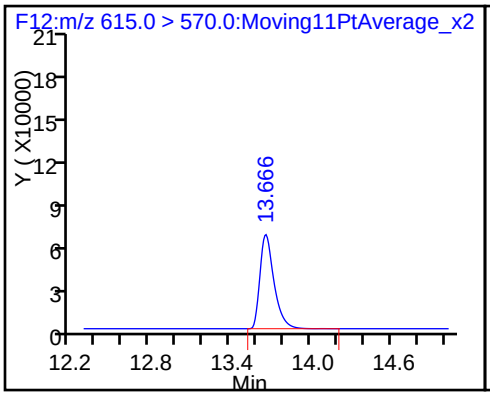

29 Perfluorododecanoic acid (ND)

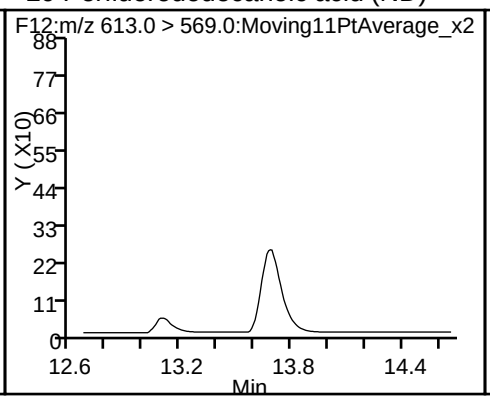

30 Perfluorotridecanoic acid

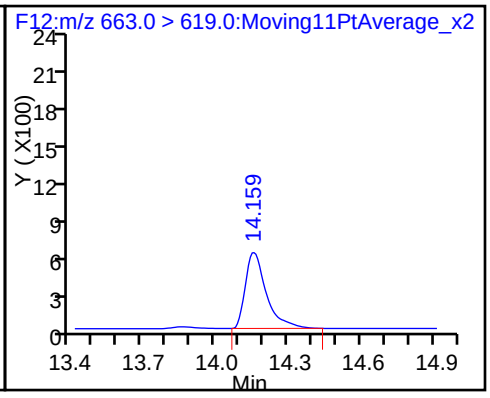

D 33 13C2-PFTeDA

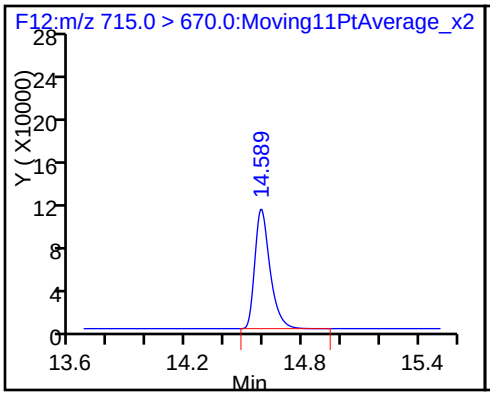

32 Perfluorotetradecanoic acid

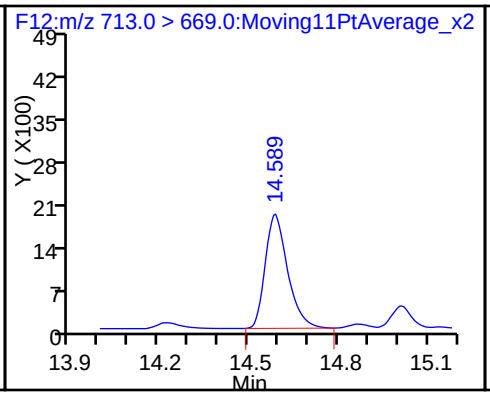

34 Perfluorohexadecanoic acid

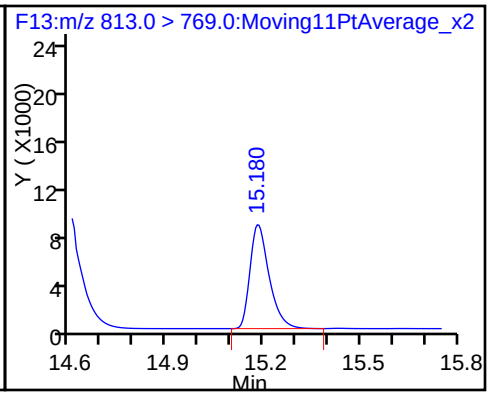

D 35 13C2-PFHxDA

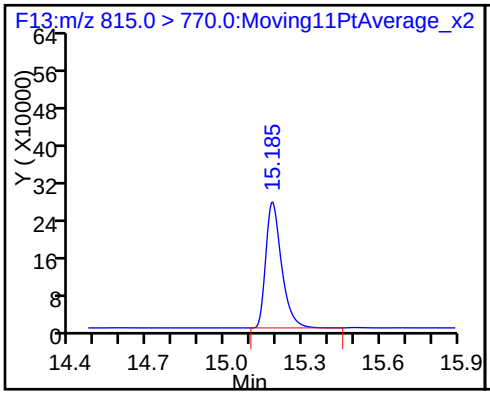

36 Perfluorooctandecanoic acid

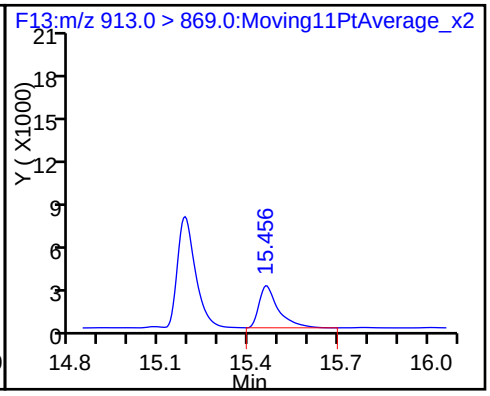

Manual Integration/User Assign Peak Report

TestAmerica Sacramento

Data File: \\ChromNA\Sacramento\ChromData\A6\20160524-31021.b\24MAY2016A6A_004.d
Injection Date: 24-May-2016 17:07:08 Instrument ID: A6
Lims ID: Std L1
Client ID:
Operator ID: JRB ALS Bottle#: 9 Worklist Smp#: 4
Injection Vol: 15.0 ul Dil. Factor: 1.0000
Method: PFAC_A6 Limit Group: LC PFC_DOD ICAL
Column: Acquity BEH C18 (2.10 mm) Detector F2:MRM

4 Perfluoropentanoic acid, CAS: 2706-90-3

Signal: 1

Not Detected
Expected RT: 6.95

Processing Integration Results

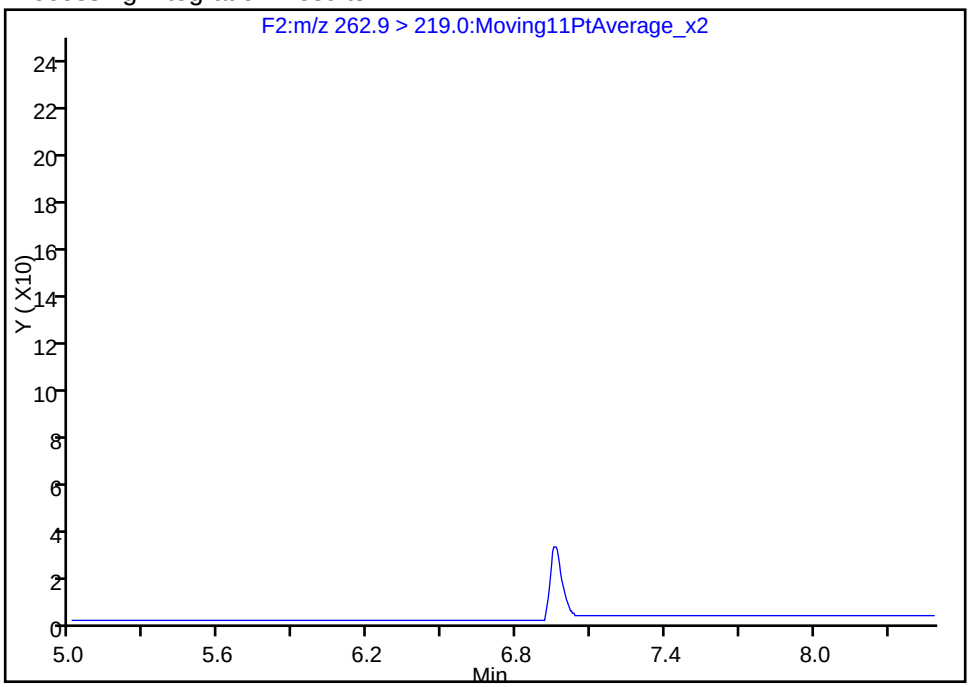

Manual Integration Results

RT: 6.95
Area: 107
Amount: 0.593846
Amount Units: ng/ml

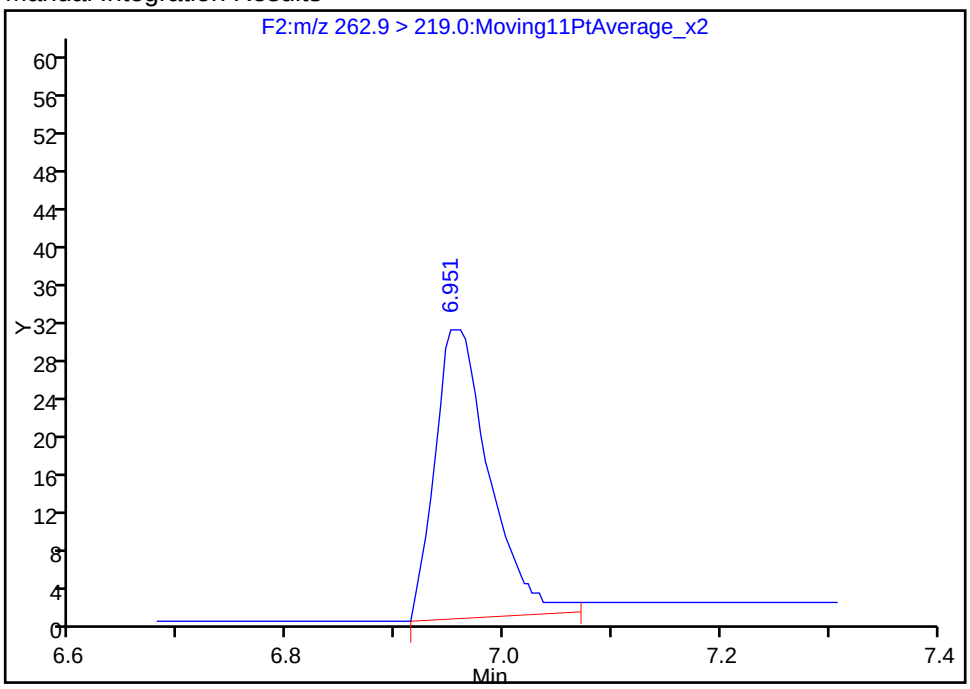

Reviewer: barnettj, 24-May-2016 17:44:31
Audit Action: Manually Integrated Audit Reason: Missed Peak

Manual Integration/User Assign Peak Report

TestAmerica Sacramento

Data File: \\ChromNA\Sacramento\ChromData\A6\20160524-31021.b\24MAY2016A6A_004.d
Injection Date: 24-May-2016 17:07:08 Instrument ID: A6
Lims ID: Std L1
Client ID:
Operator ID: JRB ALS Bottle#: 9 Worklist Smp#: 4
Injection Vol: 15.0 ul Dil. Factor: 1.0000
Method: PFAC_A6 Limit Group: LC PFC_DOD ICAL
Column: Acquity BEH C18 (2.10 mm) Detector F3:MRM

7 Perfluorohexanoic acid, CAS: 307-24-4

Signal: 1

Not Detected
Expected RT: 8.22

Processing Integration Results

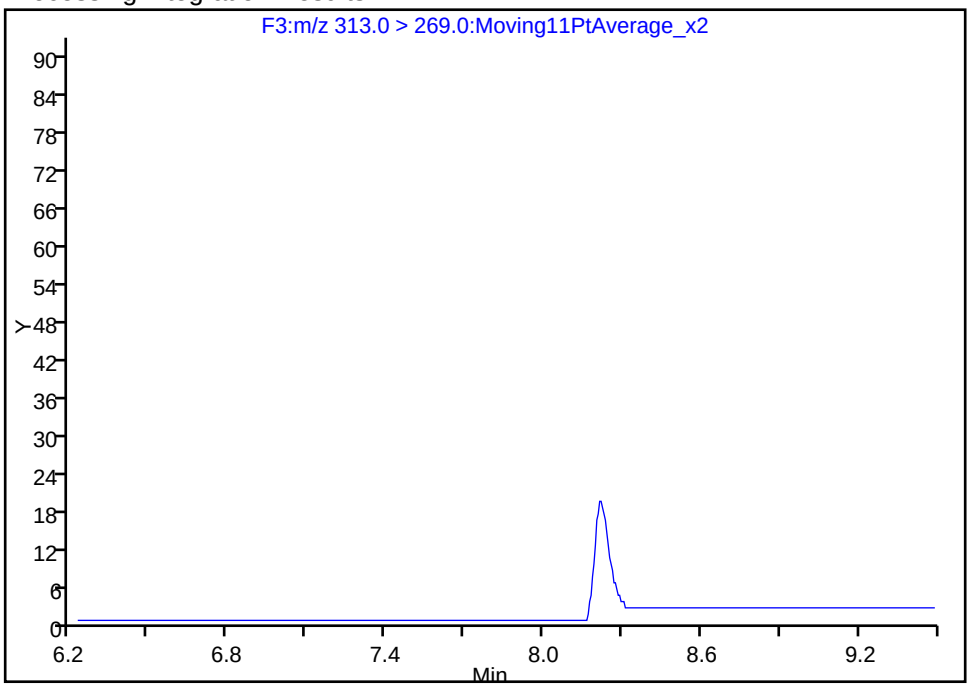

Manual Integration Results

RT: 8.21
Area: 75
Amount: 0.632470
Amount Units: ng/ml

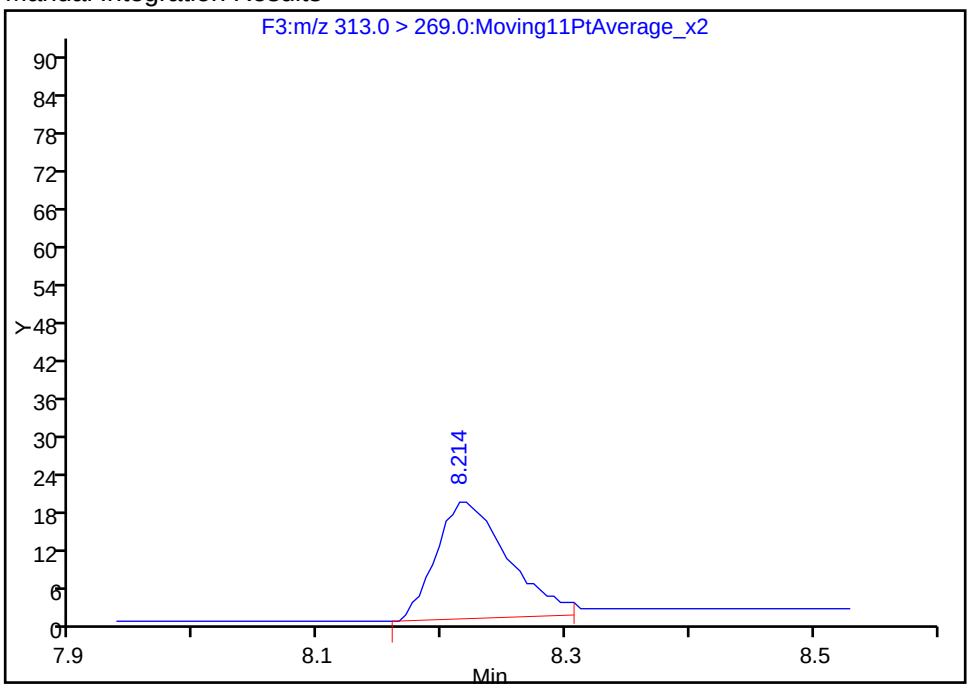

Reviewer: barnettj, 24-May-2016 17:44:31
Audit Action: Manually Integrated Audit Reason: Missed Peak

Manual Integration/User Assign Peak Report

TestAmerica Sacramento

Data File: \\ChromNA\Sacramento\ChromData\A6\20160524-31021.b\24MAY2016A6A_004.d
Injection Date: 24-May-2016 17:07:08 Instrument ID: A6
Lims ID: Std L1
Client ID:
Operator ID: JRB ALS Bottle#: 9 Worklist Smp#: 4
Injection Vol: 15.0 ul Dil. Factor: 1.0000
Method: PFAC_A6 Limit Group: LC PFC_DOD ICAL
Column: Acquity BEH C18 (2.10 mm) Detector F4:MRM

9 Perfluoroheptanoic acid, CAS: 375-85-9

Signal: 1

Not Detected
Expected RT: 9.46

Processing Integration Results

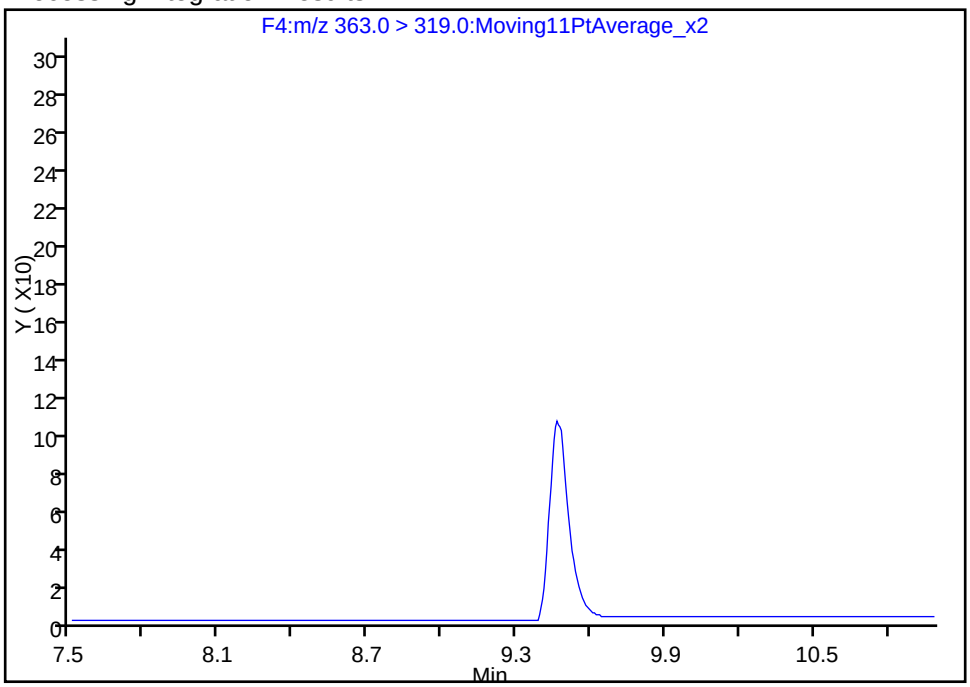

Manual Integration Results

RT: 9.46
Area: 579
Amount: 0.496110
Amount Units: ng/ml

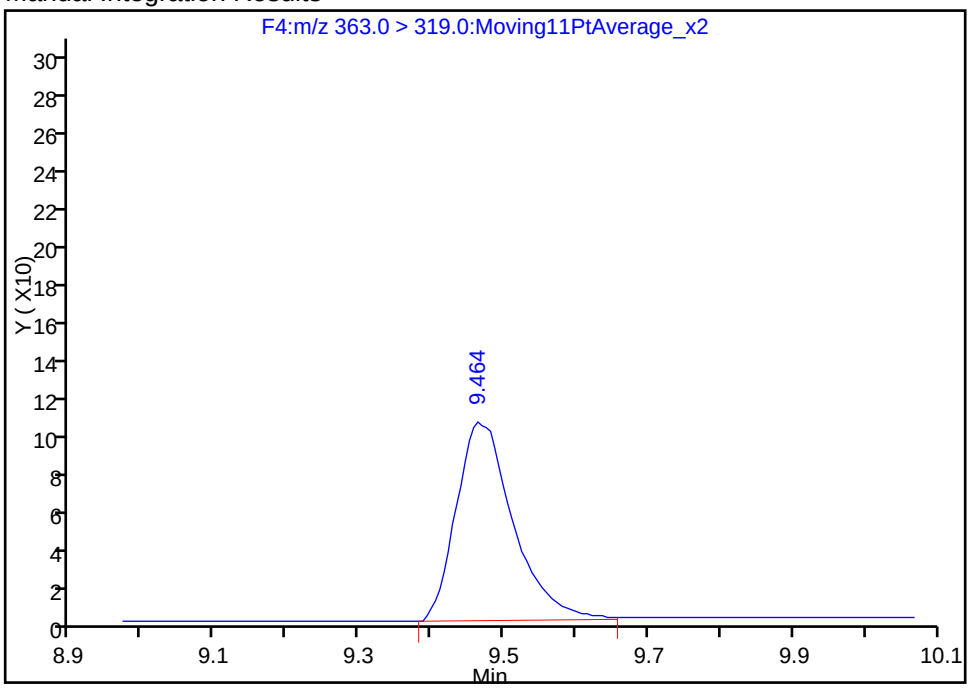

Reviewer: barnettj, 24-May-2016 17:44:31
Audit Action: Manually Integrated Audit Reason: Missed Peak

Manual Integration/User Assign Peak Report

TestAmerica Sacramento

Data File: \\ChromNA\Sacramento\ChromData\A6\20160524-31021.b\24MAY2016A6A_004.d
Injection Date: 24-May-2016 17:07:08 Instrument ID: A6
Lims ID: Std L1
Client ID:
Operator ID: JRB ALS Bottle#: 9 Worklist Smp#: 4
Injection Vol: 15.0 ul Dil. Factor: 1.0000
Method: PFAC_A6 Limit Group: LC PFC_DOD ICAL
Column: Acquity BEH C18 (2.10 mm) Detector F5:MRM

13 Perfluorooctanoic acid, CAS: 335-67-1

Signal: 1

Not Detected
Expected RT: 10.57

Processing Integration Results

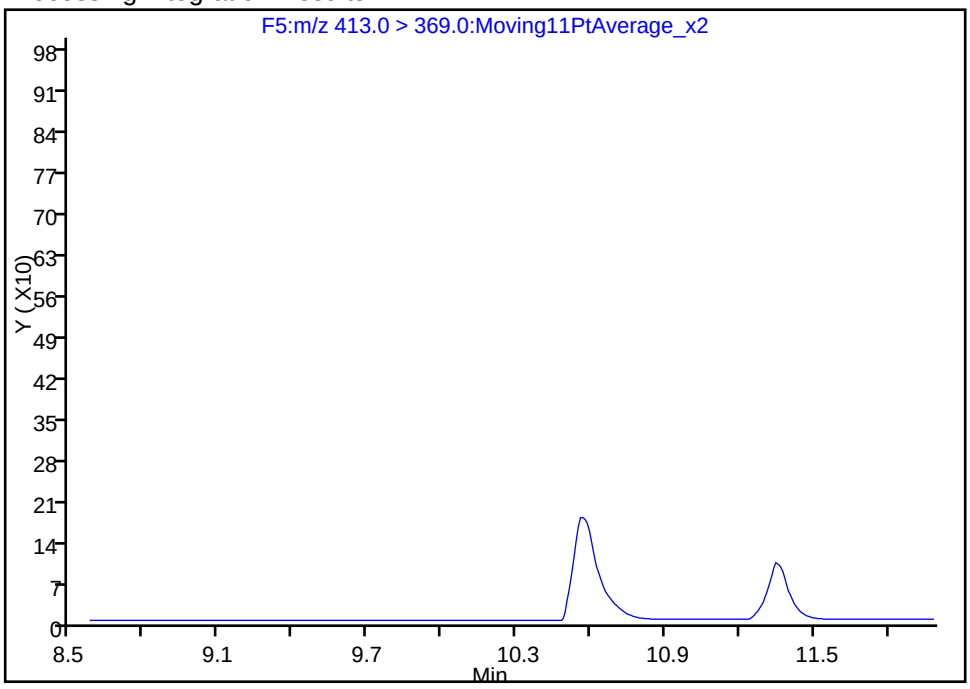

Manual Integration Results

RT: 10.56
Area: 1243
Amount: 0.316363
Amount Units: ng/ml

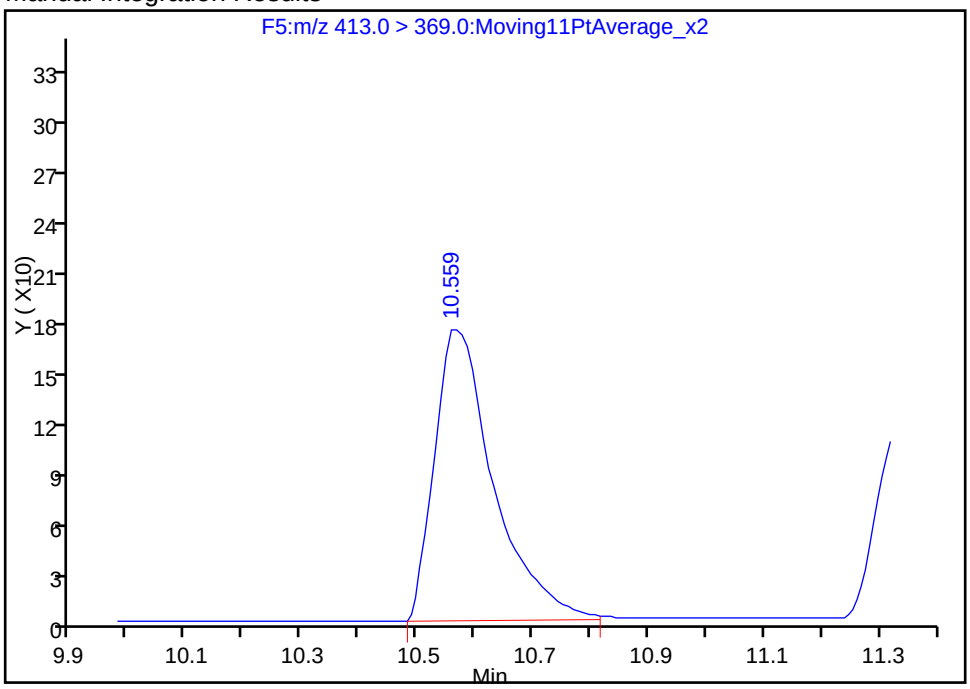

Reviewer: barnettj, 24-May-2016 17:44:31
Audit Action: Manually Integrated Audit Reason: Missed Peak

Manual Integration/User Assign Peak Report

TestAmerica Sacramento

Data File: \\ChromNA\Sacramento\ChromData\A6\20160524-31021.b\24MAY2016A6A_004.d
Injection Date: 24-May-2016 17:07:08 Instrument ID: A6
Lims ID: Std L1
Client ID:
Operator ID: JRB ALS Bottle#: 9 Worklist Smp#: 4
Injection Vol: 15.0 ul Dil. Factor: 1.0000
Method: PFAC_A6 Limit Group: LC PFC_DOD ICAL
Column: Acquity BEH C18 (2.10 mm) Detector F6:MRM

15 Perfluorooctane sulfonic acid, CAS: 1763-23-1

Signal: 1

Not Detected
Expected RT: 11.52

Processing Integration Results

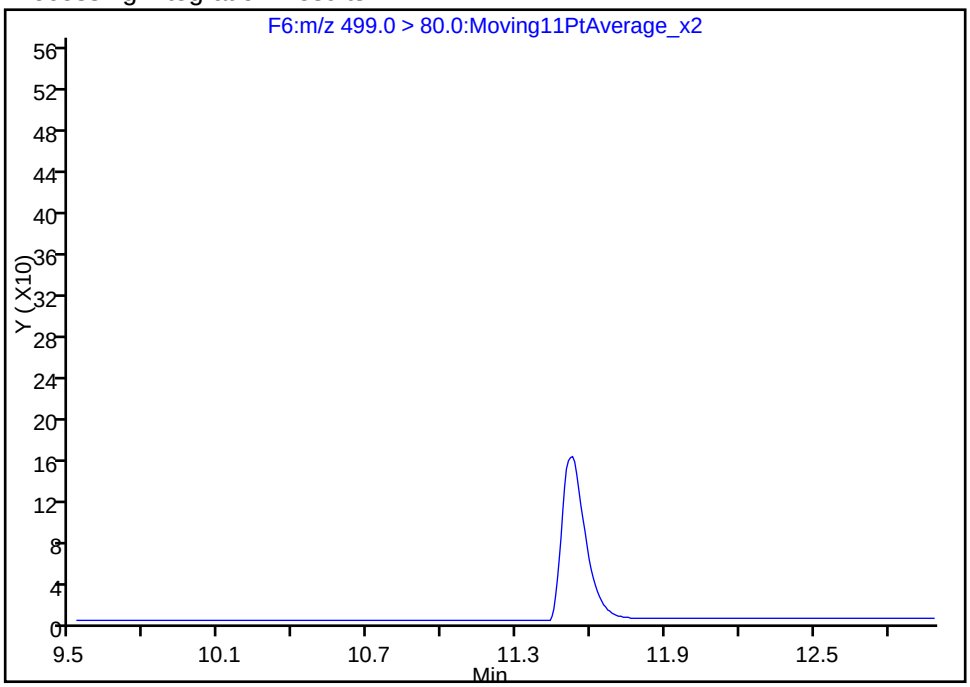

Manual Integration Results

RT: 11.53
Area: 1084
Amount: 0.117173
Amount Units: ng/ml

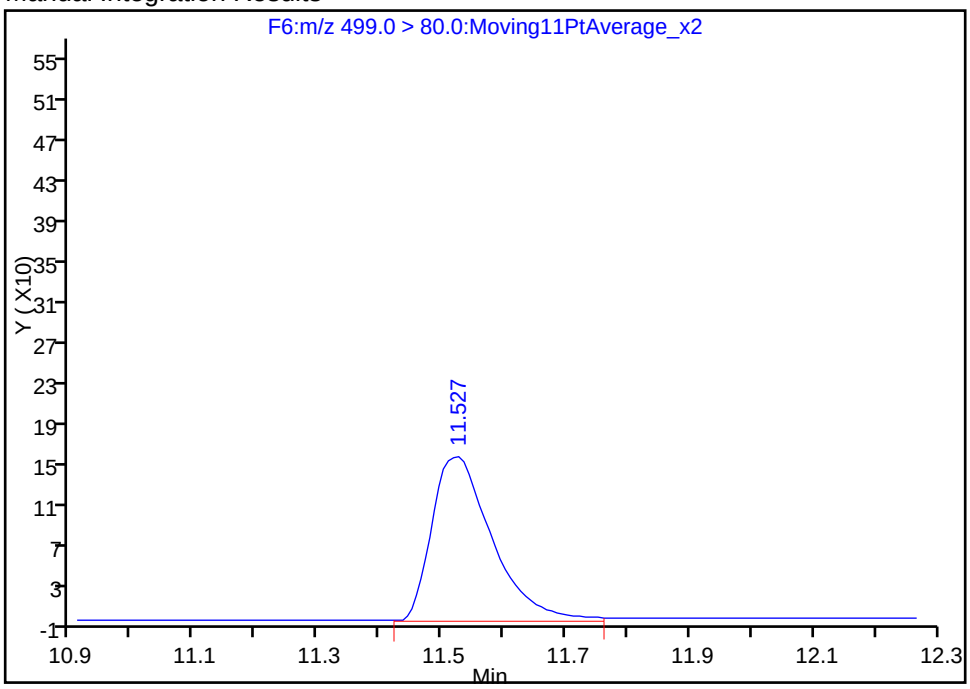

Reviewer: barnettj, 24-May-2016 17:44:31
Audit Action: Manually Integrated Audit Reason: Missed Peak

Manual Integration/User Assign Peak Report

TestAmerica Sacramento

Data File: \\ChromNA\Sacramento\ChromData\A6\20160524-31021.b\24MAY2016A6A_004.d
Injection Date: 24-May-2016 17:07:08 Instrument ID: A6
Lims ID: Std L1
Client ID:
Operator ID: JRB ALS Bottle#: 9 Worklist Smp#: 4
Injection Vol: 15.0 ul Dil. Factor: 1.0000
Method: PFAC_A6 Limit Group: LC PFC_DOD ICAL
Column: Acquity BEH C18 (2.10 mm) Detector F6:MRM

15 Perfluorooctane sulfonic acid, CAS: 1763-23-1

Signal: 2

Processing Integration Results

Not Detected
Expected RT: 11.52

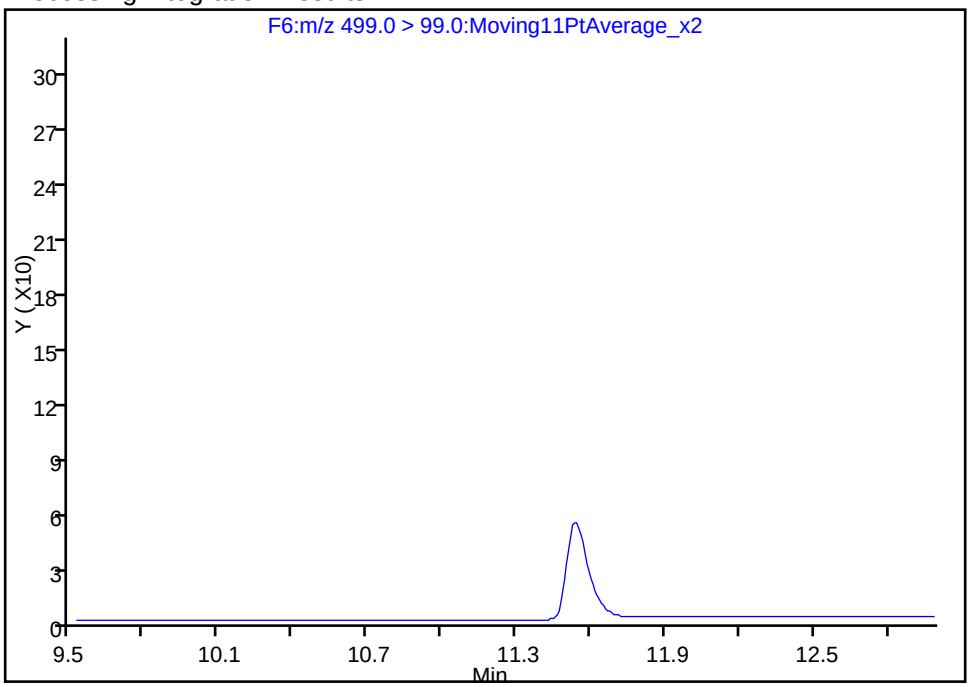

Manual Integration Results

RT: 11.54
Area: 328
Amount: 0.117173
Amount Units: ng/ml

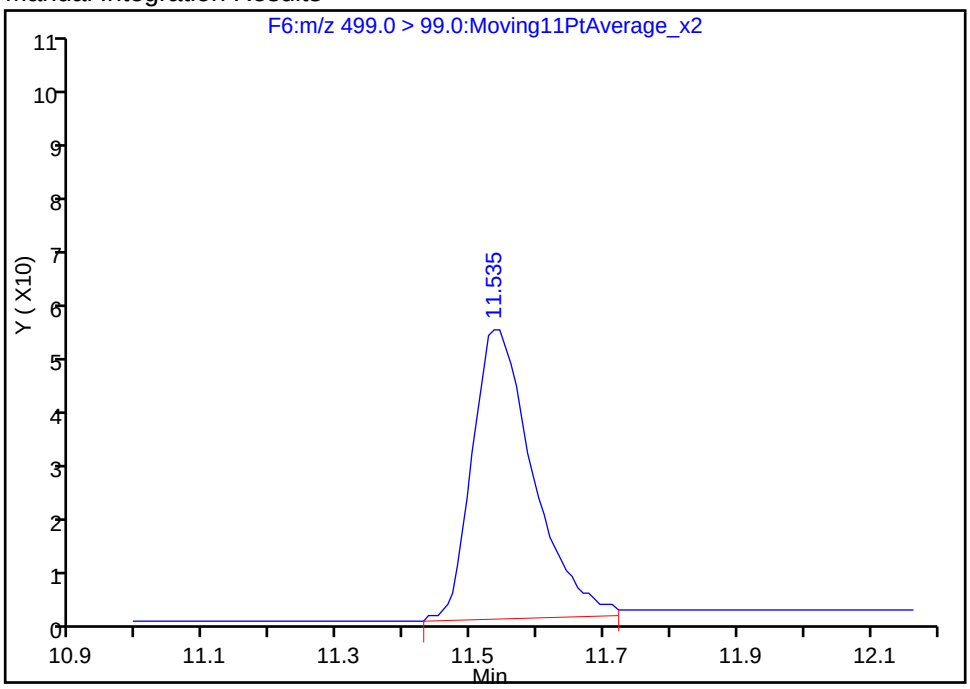

Reviewer: barnettj, 24-May-2016 17:44:31
Audit Action: Manually Integrated Audit Reason: Missed Peak

Manual Integration/User Assign Peak Report

TestAmerica Sacramento

Data File: \\ChromNA\Sacramento\ChromData\A6\20160524-31021.b\24MAY2016A6A_004.d
Injection Date: 24-May-2016 17:07:08 Instrument ID: A6
Lims ID: Std L1
Client ID:
Operator ID: JRB ALS Bottle#: 9 Worklist Smp#: 4
Injection Vol: 15.0 ul Dil. Factor: 1.0000
Method: PFAC_A6 Limit Group: LC PFC_DOD ICAL
Column: Acquity BEH C18 (2.10 mm) Detector F7:MRM

18 Perfluorononanoic acid, CAS: 375-95-1

Signal: 1

Not Detected
Expected RT: 11.55

Processing Integration Results

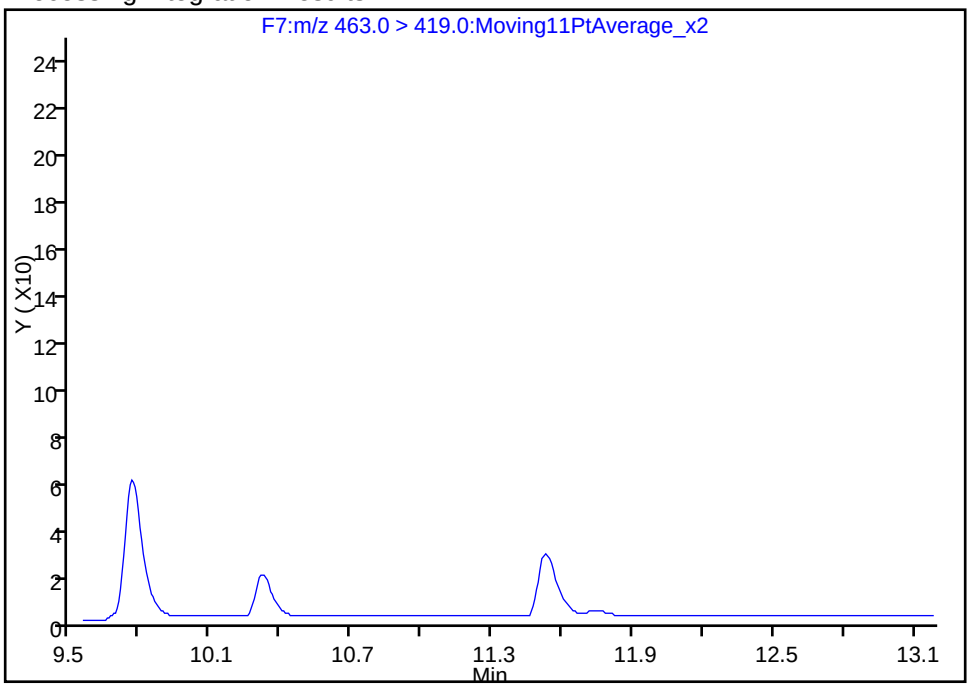

Manual Integration Results

RT: 11.53
Area: 154
Amount: 0.034911
Amount Units: ng/ml

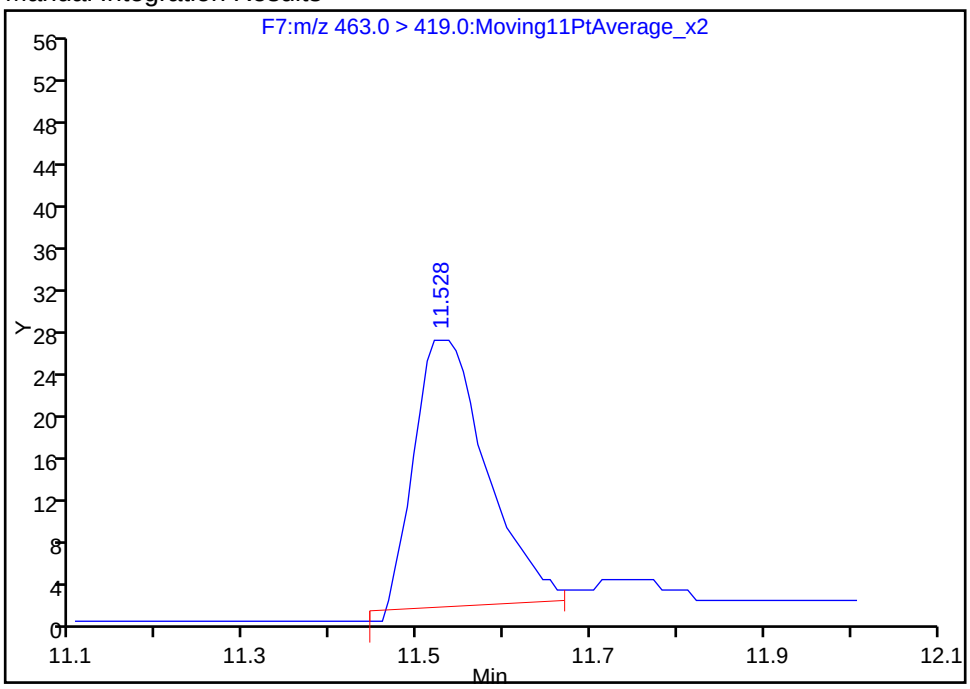

Reviewer: barnettj, 24-May-2016 17:44:31
Audit Action: Manually Integrated Audit Reason: Missed Peak

Manual Integration/User Assign Peak Report

TestAmerica Sacramento

Data File: \\ChromNA\Sacramento\ChromData\A6\20160524-31021.b\24MAY2016A6A_004.d
Injection Date: 24-May-2016 17:07:08 Instrument ID: A6
Lims ID: Std L1
Client ID:
Operator ID: JRB ALS Bottle#: 9 Worklist Smp#: 4
Injection Vol: 15.0 ul Dil. Factor: 1.0000
Method: PFAC_A6 Limit Group: LC PFC_DOD ICAL
Column: Acquity BEH C18 (2.10 mm) Detector F8:MRM

20 Perfluorodecanoic acid, CAS: 335-76-2

Signal: 1

Not Detected
Expected RT: 12.38

Processing Integration Results

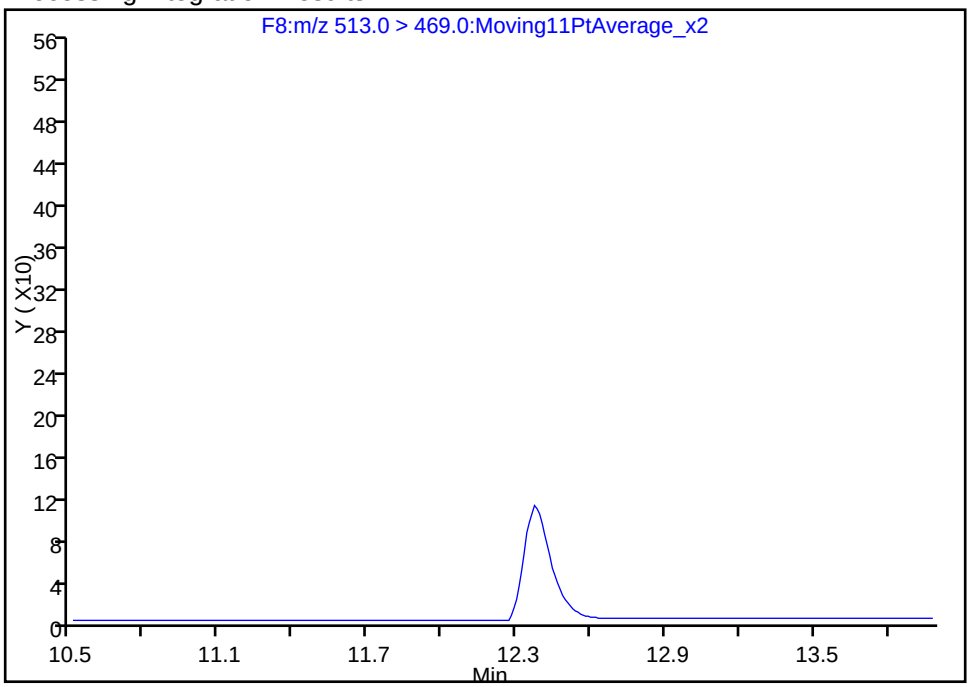

Manual Integration Results

RT: 12.37
Area: 858
Amount: 0.514582
Amount Units: ng/ml

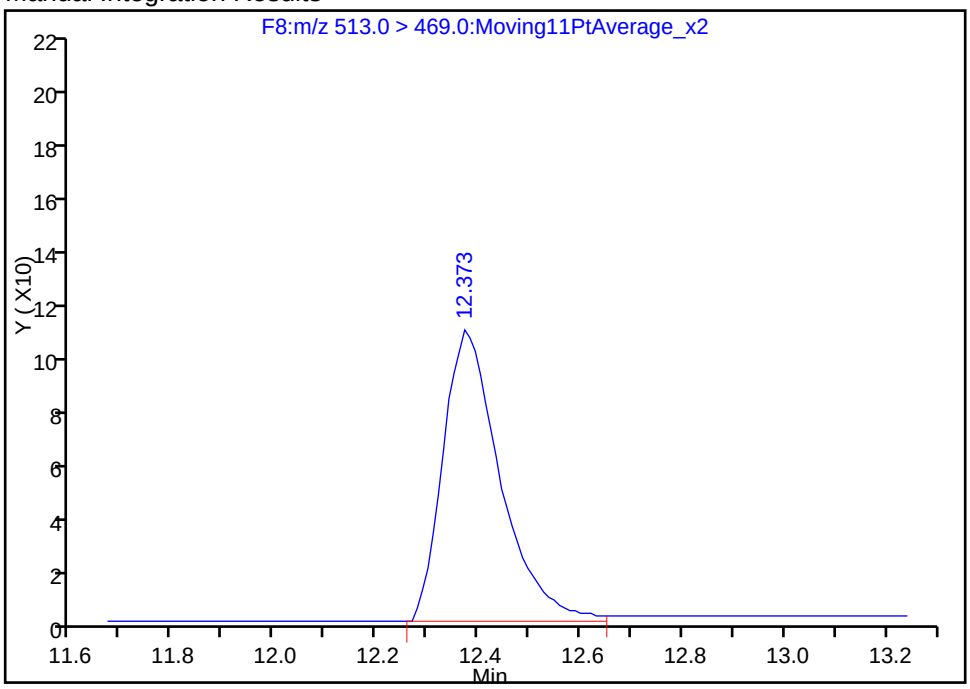

Reviewer: barnettj, 24-May-2016 17:44:31
Audit Action: Manually Integrated Audit Reason: Missed Peak

TestAmerica Sacramento
Target Compound Quantitation Report

Data File: \\ChromNA\Sacramento\ChromData\A6\20160524-31021.b\24MAY2016A6A_005.d
Lims ID: Std L2
Client ID:
Sample Type: IC Calib Level: 2
Inject. Date: 24-May-2016 17:28:24 ALS Bottle#: 10 Worklist Smp#: 5
Injection Vol: 15.0 ul Dil. Factor: 1.0000
Sample Info: STD L2
Misc. Info.: Acquity BEH 1.7um, 3X150mm T=50*C
Operator ID: JRB Instrument ID: A6
Sublist: chrom-PFAC_A6*sub9

Method: \\ChromNA\Sacramento\ChromData\A6\20160524-31021.b\PFAC_A6.m
Limit Group: LC PFC_DOD ICAL
Last Update: 25-May-2016 14:05:46 Calib Date: 24-May-2016 19:14:42
Integrator: Picker
Quant Method: Isotopic Dilution Quant By: Initial Calibration
Last ICal File: \\ChromNA\Sacramento\ChromData\A6\20160524-31021.b\24MAY2016A6A_010.d

Column 1 : Acquity BEH C18 (2.10 mm) Det: F1:MRM
Process Host: XAWRK049

First Level Reviewer: barnettj Date: 24-May-2016 18:11:25

Signal	RT	EXP RT	DLT RT	REL RT	Response	Amount ng/ml	Ratio(Limits)	%Rec	S/N	Flags
2 Perfluorobutyric acid										M
212.9 > 169.0	5.794	5.791	0.003	1.000	273	1.03		103	40.0	M
D 1 13C4 PFBA										
217.0 > 172.0	5.797	5.796	0.001		64145	52.6		105	6791	
D 3 13C5-PFPeA										
267.9 > 223.0	6.946	6.946	0.0		125492	52.9		106	12341	
4 Perfluoropentanoic acid										
262.9 > 219.0	6.951	6.949	0.002	1.000	2407	1.36		136	295	
40 Perfluorobutanesulfonic acid										
298.9 > 80.0	7.067	7.074	-0.007	1.000	6149	0.7653		86.6		
5 Perfluorobutane Sulfonate										
298.9 > 80.0	7.067	7.074	-0.007	1.000	6149	NC			37.5	
298.9 > 99.0	7.085	7.074	0.011	1.002	2846		2.16(0.00-0.00)		126	
D 6 13C2 PFHxA										
315.0 > 270.0	8.225	8.223	0.002		186191	54.2		108	16557	
7 Perfluorohexanoic acid										M
313.0 > 269.0	8.230	8.225	0.005	1.000	1066	0.9208		92.1	122	M
D 8 13C4-PFHpA										
367.0 > 322.0	9.464	9.459	0.005		180390	50.0		100	15866	
9 Perfluoroheptanoic acid										
363.0 > 319.0	9.464	9.462	0.002	1.000	2939	1.11		111	298	
D 11 18O2 PFHxS										
403.0 > 84.0	9.487	9.494	-0.007		286987	51.9		110	24441	
10 Perfluorohexane Sulfonate										
399.0 > 80.0	9.487	9.495	-0.008	1.000	3603	NC			354	
41 Perfluorohexanesulfonic acid										
399.0 > 80.0	9.487	9.495	-0.008	1.000	3603	0.7326		77.4		

Signal	RT	EXP RT	DLT RT	REL RT	Response	Amount ng/ml	Ratio(Limits)	%Rec	S/N	Flags
13 Perfluorooctanoic acid										
413.0 > 369.0	10.577	10.573	0.004	1.000	5270	1.10		110	361	
413.0 > 169.0	10.577	10.573	0.004	1.000	2496		2.11(0.00-0.00)	110	184	
D 12 13C4 PFOA										
417.0 > 372.0	10.577	10.577	0.0		225703	62.2		124	14944	
14 Perfluoroheptane Sulfonate										
449.0 > 80.0	10.596	10.585	0.011	1.000	5315	NC			351	
38 Perfluoroheptanesulfonic Acid										
449.0 > 80.0	10.596	10.585	0.011	1.000	5315	1.05		110		
15 Perfluorooctane sulfonic acid										M
499.0 > 80.0	11.527	11.524	0.003	1.000	9833	1.02		106	782	
499.0 > 99.0	11.527	11.524	0.003	1.000	1034		9.51(0.00-0.00)	106	80.0	M
D 16 13C4 PFOS										
503.0 > 80.0	11.527	11.524	0.003		497077	50.0		105	10487	
18 Perfluorononanoic acid										M
463.0 > 419.0	11.545	11.547	-0.002	1.000	3622	0.8968		89.7	41.3	M
D 17 13C5 PFNA										
468.0 > 423.0	11.553	11.551	0.002		220571	52.4		105	15968	
20 Perfluorodecanoic acid										
513.0 > 469.0	12.363	12.376	-0.013	1.000	3576	0.9384		93.8	234	
D 19 13C2 PFDA										
515.0 > 470.0	12.383	12.380	0.003		249735	58.4		117	14967	
D 23 13C8 FOSA										
506.0 > 78.0	12.994	12.993	0.001		1650124	56.1		112	72506	
24 Perfluorooctane Sulfonamide										
498.0 > 78.0	12.994	12.994	0.0	1.000	29052	0.7916		79.2	1997	
39 Perfluorodecane Sulfonic acid										
599.0 > 80.0	13.031	13.032	-0.001	1.000	6184	1.11		115		
25 Perfluorodecane Sulfonate										
599.0 > 80.0	13.031	13.032	-0.001	1.000	6184	NC			465	
D 26 13C2 PFUnA										
565.0 > 520.0	13.075	13.079	-0.004		394675	71.6		143	27858	
27 Perfluoroundecanoic acid										
563.0 > 519.0	13.084	13.082	0.002	1.000	14731	0.9798		98.0	205	
D 28 13C2 PFDoA										
615.0 > 570.0	13.664	13.667	-0.003		437505	61.0		122	29159	
29 Perfluorododecanoic acid										
613.0 > 569.0	13.664	13.667	-0.003	1.000	6792	0.7616		76.2	6.4	
30 Perfluorotridecanoic acid										
663.0 > 619.0	14.166	14.166	0.0	1.000	13425	1.04		104	3.1	
D 33 13C2-PFTeDA										
715.0 > 670.0	14.588	14.589	-0.001		672264	64.1		128	17239	
32 Perfluorotetradecanoic acid										
713.0 > 669.0	14.595	14.590	0.005	1.000	18230	1.14		114	5.9	
34 Perfluorohexadecanoic acid										
813.0 > 769.0	15.178	15.179	-0.001	1.000	61062	1.03		103	157	
D 35 13C2-PFHxDA										
815.0 > 770.0	15.178	15.180	-0.002		1211693	56.5		113	9442	

Signal	RT	EXP RT	DLT RT	REL RT	Response	Amount ng/ml	Ratio(Limits)	%Rec	S/N	Flags
36 Perfluorooctandecanoic acid										
913.0 > 869.0	15.445	15.450	-0.005	1.000	32129	0.9018		90.2	59.7	

QC Flag Legend

Processing Flags

NC - Not Calibrated

Review Flags

M - Manually Integrated

Reagents:

LCPFC-L2_00020 Amount Added: 1.00 Units: mL

Report Date: 25-May-2016 14:05:48 Chrom Revision: 2.2 20-Apr-2016 13:59:46

TestAmerica Sacramento

Data File: \\ChromNA\Sacramento\ChromData\A6\20160524-31021.b\24MAY2016A6A_005.d

Injection Date: 24-May-2016 17:28:24 Instrument ID: A6

Lims ID: Std L2

Client ID:

Operator ID: JRB ALS Bottle#: 10 Worklist Smp#: 5

Injection Vol: 15.0 ul Dil. Factor: 1.0000

Method: PFAC_A6 Limit Group: LC PFC_DOD ICAL

2 Perfluorobutyric acid (M)

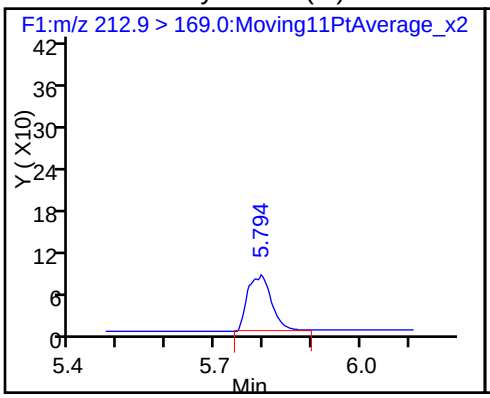

D 1 13C4 PFBA

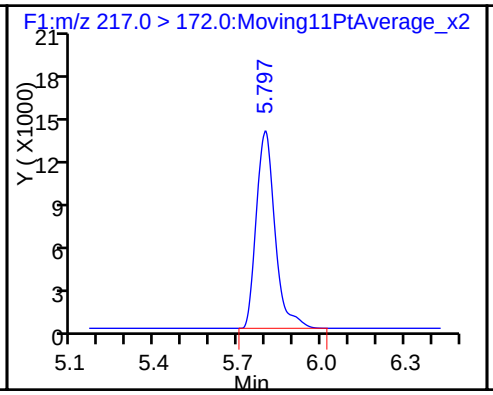

D 3 13C5-PFPeA

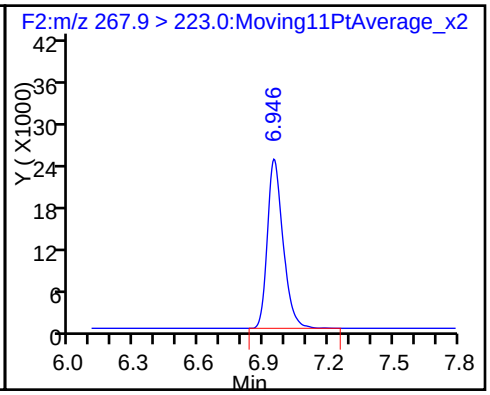

4 Perfluoropentanoic acid

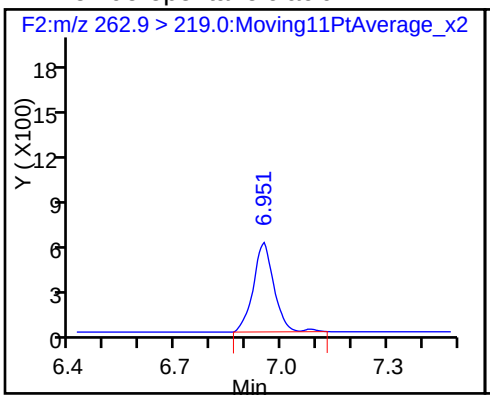

40 Perfluorobutanesulfonic acid

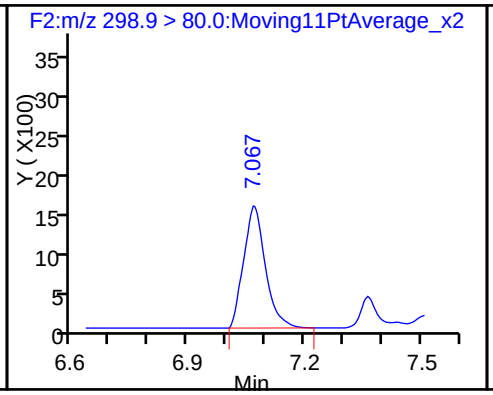

D 6 13C2 PFHxA

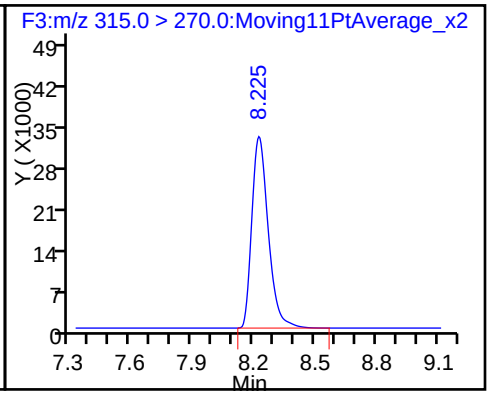

7 Perfluorohexanoic acid (M)

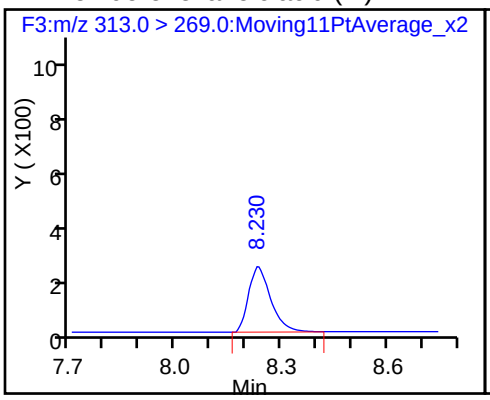

D 8 13C4-PFHpA

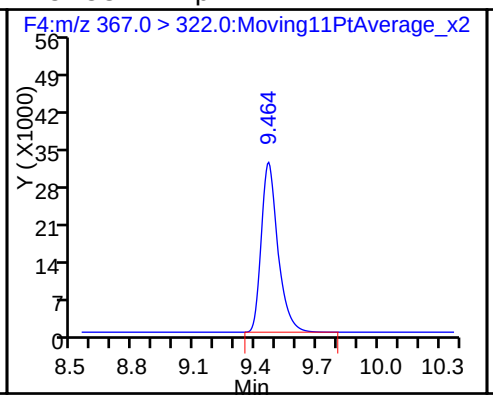

9 Perfluoroheptanoic acid

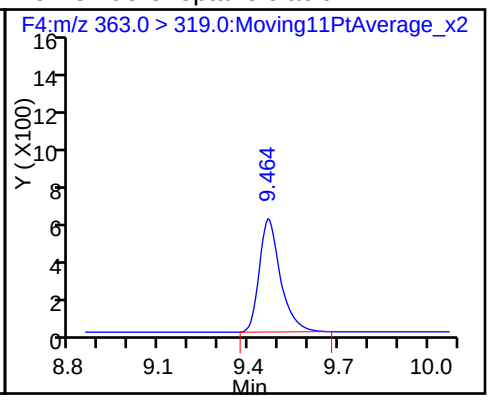

D 11 18O2 PFHxS

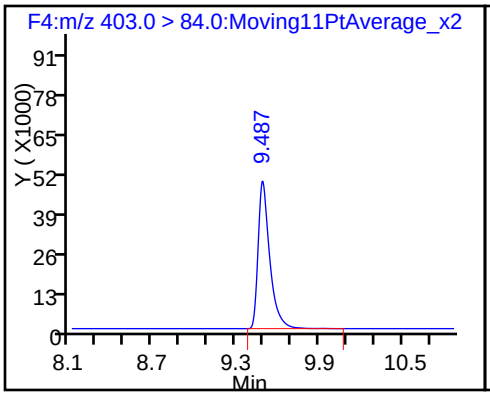

41 Perfluorohexanesulfonic acid

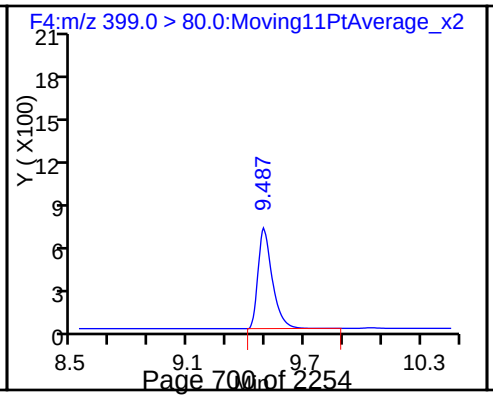

13 Perfluorooctanoic acid

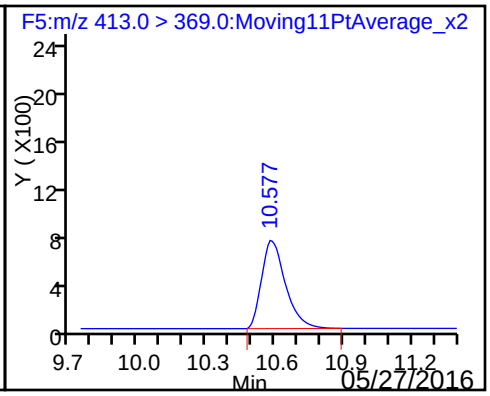

13 Perfluorooctanoic acid

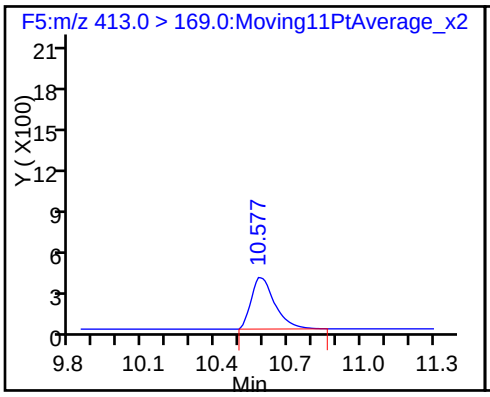

D 12 13C4 PFOA

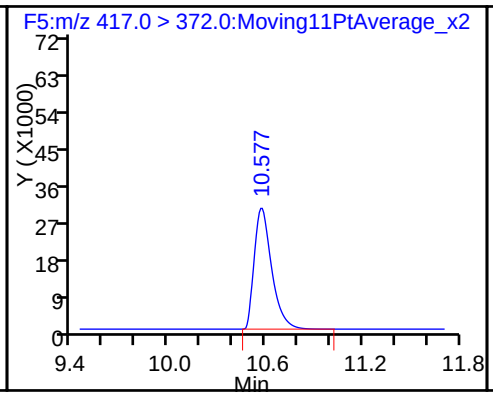

38 Perfluoroheptanesulfonic Acid

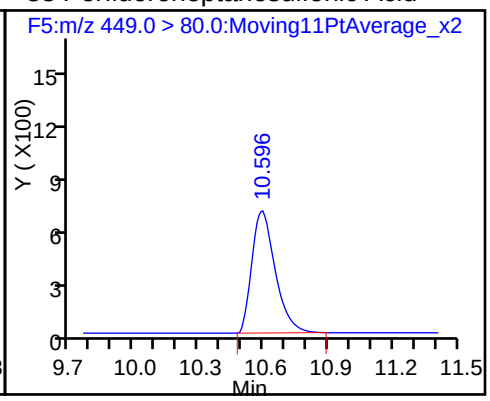

15 Perfluorooctane sulfonic acid

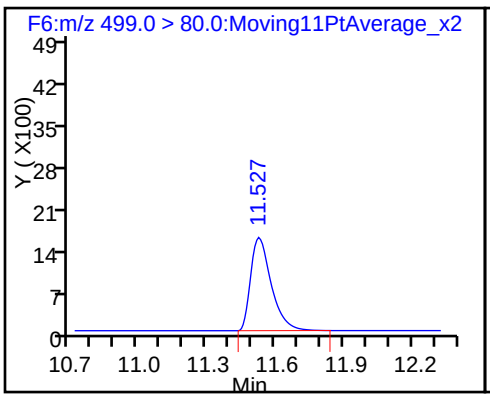

15 Perfluorooctane sulfonic acid (M)

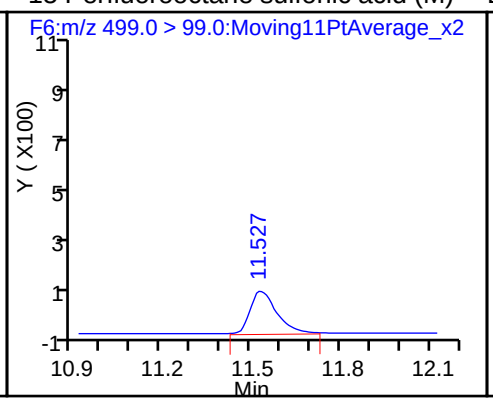

D 16 13C4 PFOS

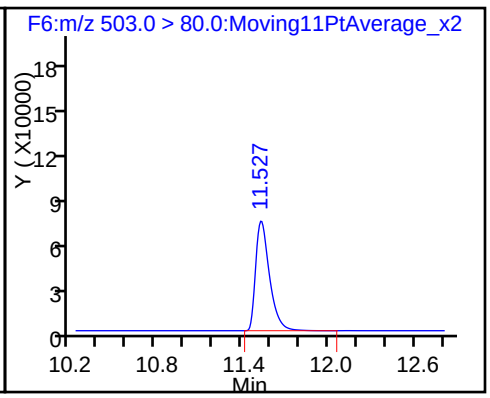

18 Perfluorononanoic acid (M)

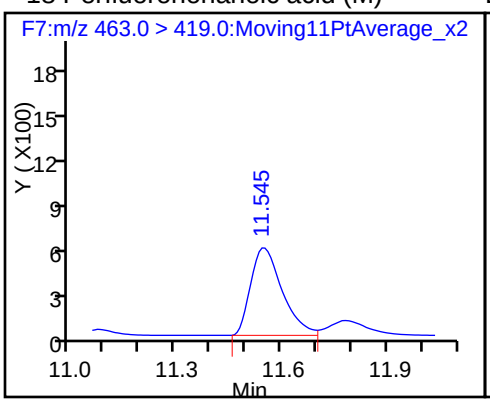

D 17 13C5 PFNA

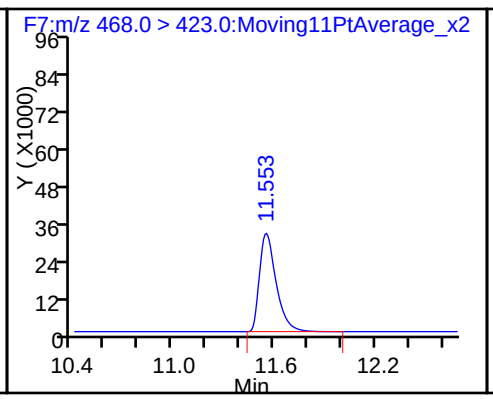

20 Perfluorodecanoic acid

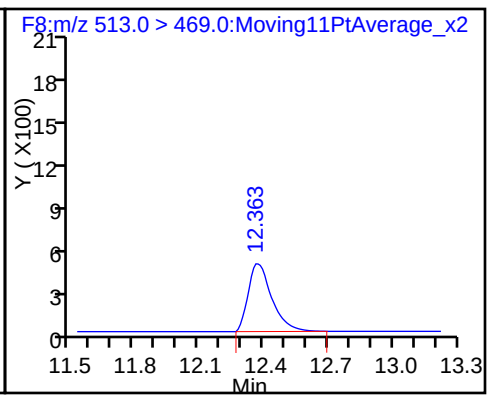

D 19 13C2 PFDA

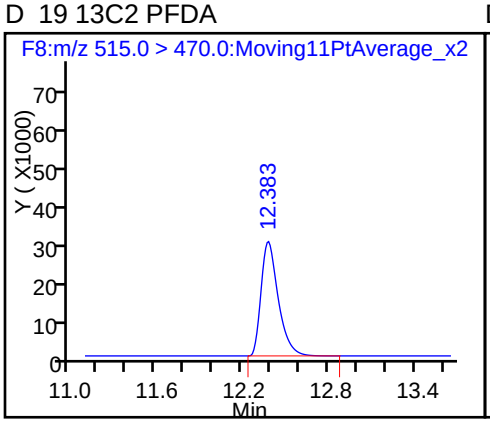

D 23 13C8 FOSA

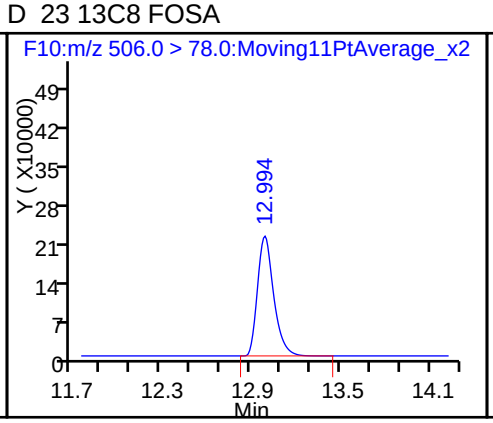

24 Perfluorooctane Sulfonamide

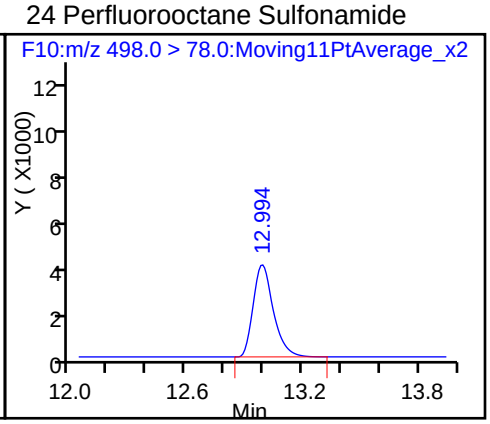

39 Perfluorodecane Sulfonic acid

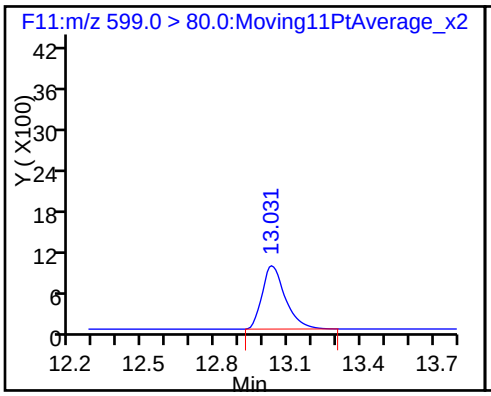

D 26 13C2 PFUnA

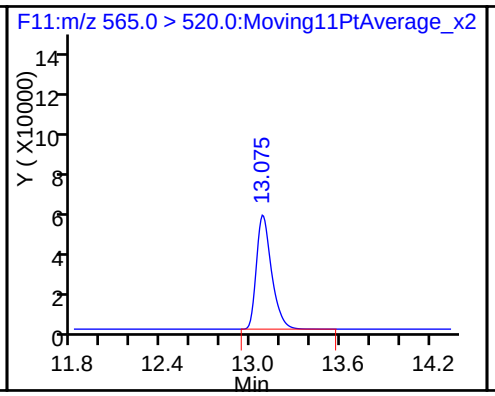

27 Perfluoroundecanoic acid

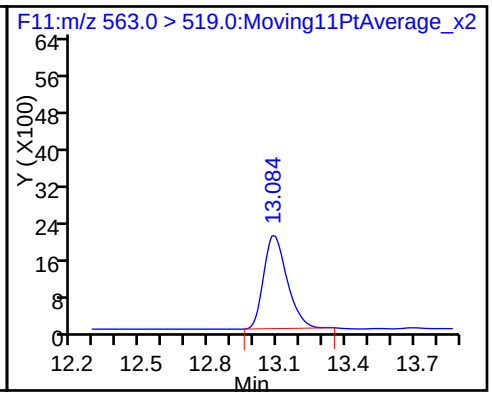

D 28 13C2 PFDoA

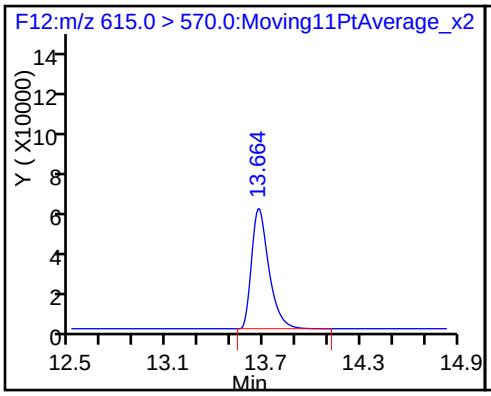

29 Perfluorododecanoic acid

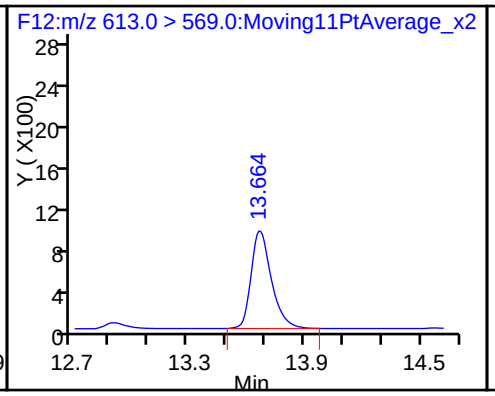

30 Perfluorotridecanoic acid

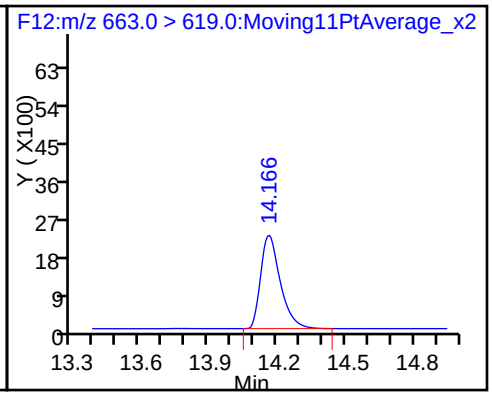

D 33 13C2-PFTeDA

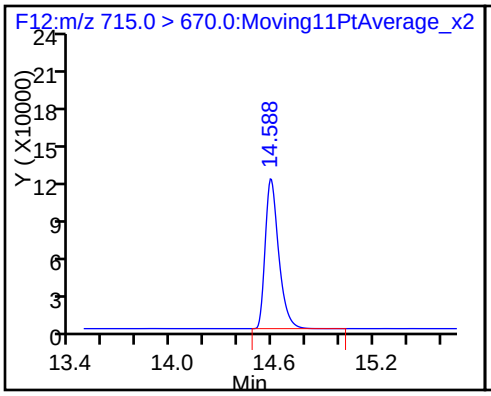

32 Perfluorotetradecanoic acid

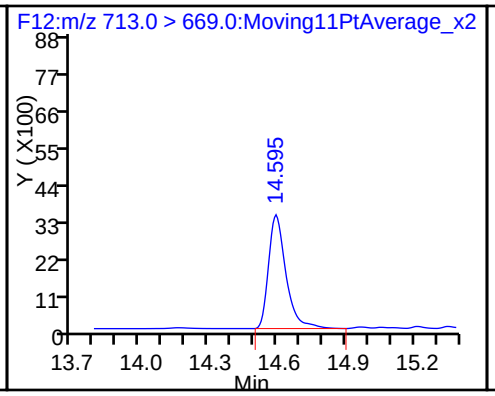

34 Perfluorohexadecanoic acid

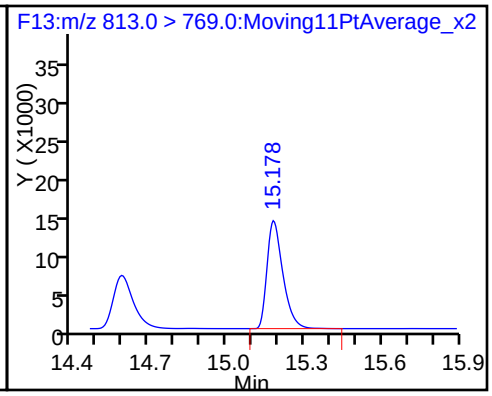

D 35 13C2-PFHxDA

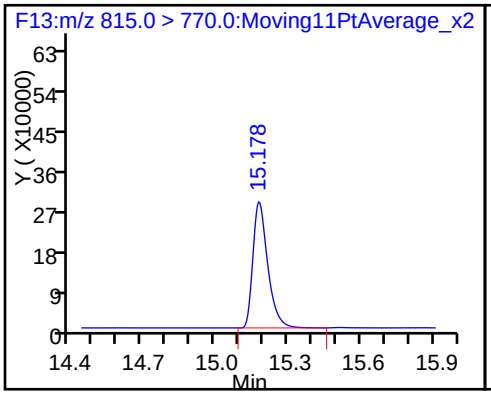

36 Perfluorooctandecanoic acid

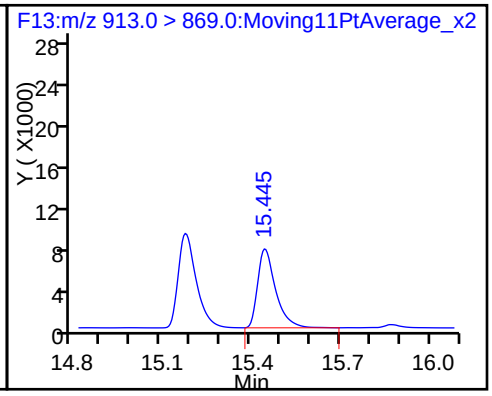

Manual Integration/User Assign Peak Report

TestAmerica Sacramento

Data File: \\ChromNA\Sacramento\ChromData\A6\20160524-31021.b\24MAY2016A6A_005.d
Injection Date: 24-May-2016 17:28:24 Instrument ID: A6
Lims ID: Std L2
Client ID:
Operator ID: JRB ALS Bottle#: 10 Worklist Smp#: 5
Injection Vol: 15.0 ul Dil. Factor: 1.0000
Method: PFAC_A6 Limit Group: LC PFC_DOD ICAL
Column: Acquity BEH C18 (2.10 mm) Detector F1:MRM

2 Perfluorobutyric acid, CAS: 375-22-4

Signal: 1

Not Detected
Expected RT: 5.79

Processing Integration Results

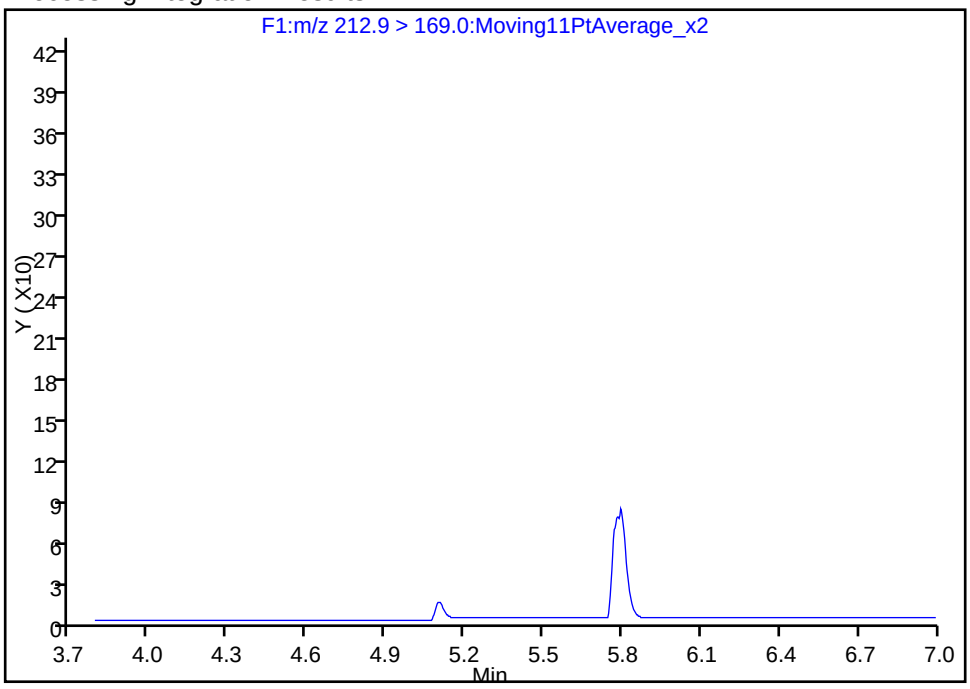

Manual Integration Results

RT: 5.79
Area: 273
Amount: 1.034033
Amount Units: ng/ml

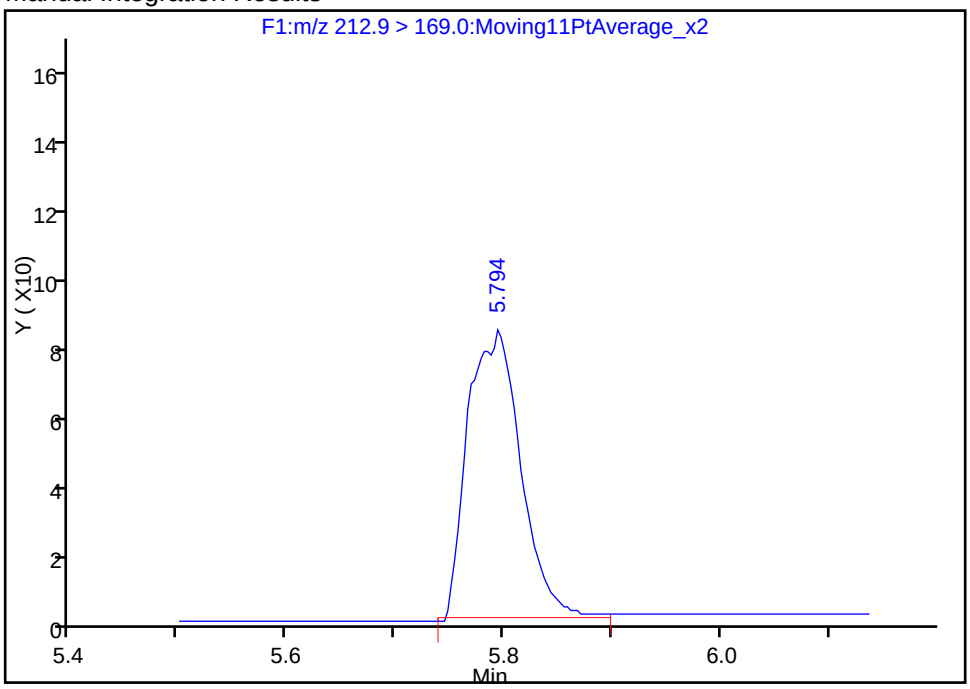

Reviewer: barnettj, 24-May-2016 18:11:25
Audit Action: Manually Integrated Audit Reason: Missed Peak

Manual Integration/User Assign Peak Report

TestAmerica Sacramento

Data File: \\ChromNA\Sacramento\ChromData\A6\20160524-31021.b\24MAY2016A6A_005.d
Injection Date: 24-May-2016 17:28:24 Instrument ID: A6
Lims ID: Std L2
Client ID:
Operator ID: JRB ALS Bottle#: 10 Worklist Smp#: 5
Injection Vol: 15.0 ul Dil. Factor: 1.0000
Method: PFAC_A6 Limit Group: LC PFC_DOD ICAL
Column: Acquity BEH C18 (2.10 mm) Detector F3:MRM

7 Perfluorohexanoic acid, CAS: 307-24-4

Signal: 1

Not Detected
Expected RT: 8.22

Processing Integration Results

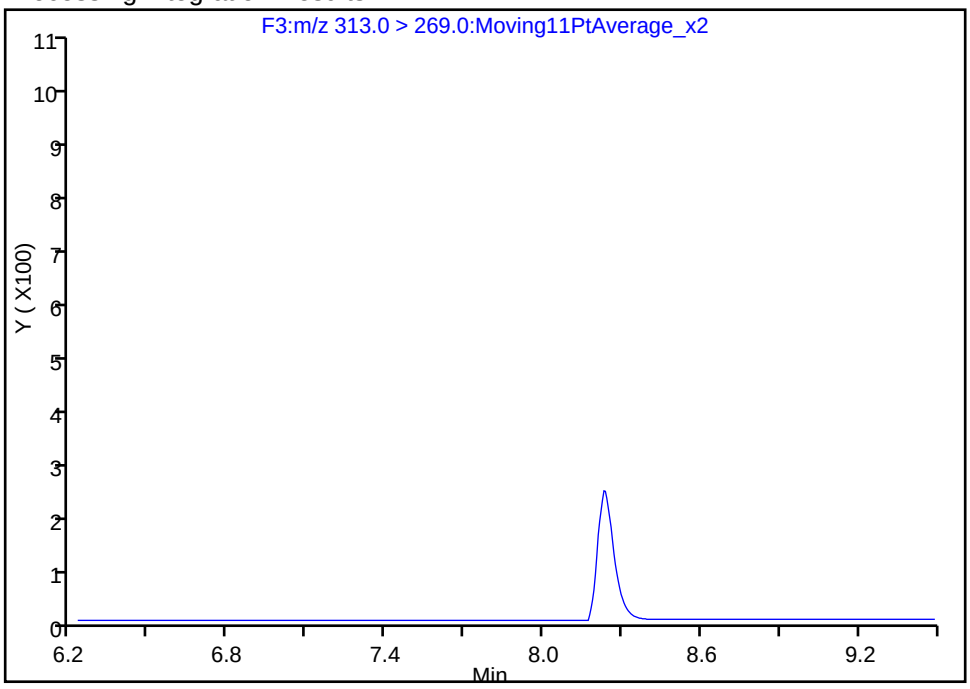

Manual Integration Results

RT: 8.23
Area: 1066
Amount: 0.920826
Amount Units: ng/ml

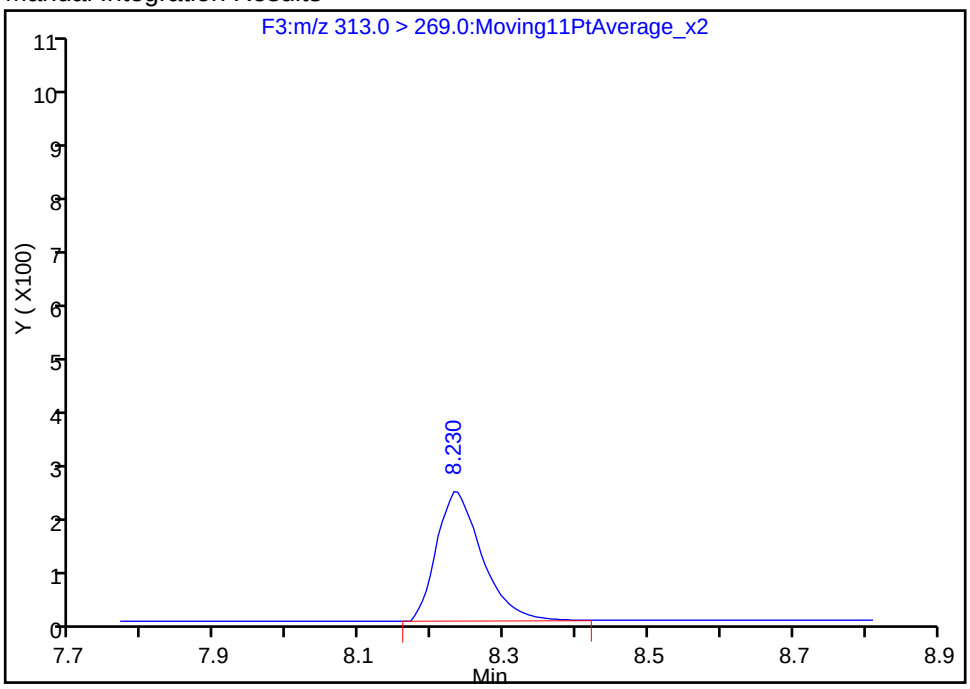

Reviewer: barnettj, 24-May-2016 18:11:25
Audit Action: Manually Integrated Audit Reason: Missed Peak

Manual Integration/User Assign Peak Report

TestAmerica Sacramento

Data File: \\ChromNA\Sacramento\ChromData\A6\20160524-31021.b\24MAY2016A6A_005.d
Injection Date: 24-May-2016 17:28:24 Instrument ID: A6
Lims ID: Std L2
Client ID:
Operator ID: JRB ALS Bottle#: 10 Worklist Smp#: 5
Injection Vol: 15.0 ul Dil. Factor: 1.0000
Method: PFAC_A6 Limit Group: LC PFC_DOD ICAL
Column: Acquity BEH C18 (2.10 mm) Detector F6:MRM

15 Perfluorooctane sulfonic acid, CAS: 1763-23-1

Signal: 2

Not Detected
Expected RT: 11.52

Processing Integration Results

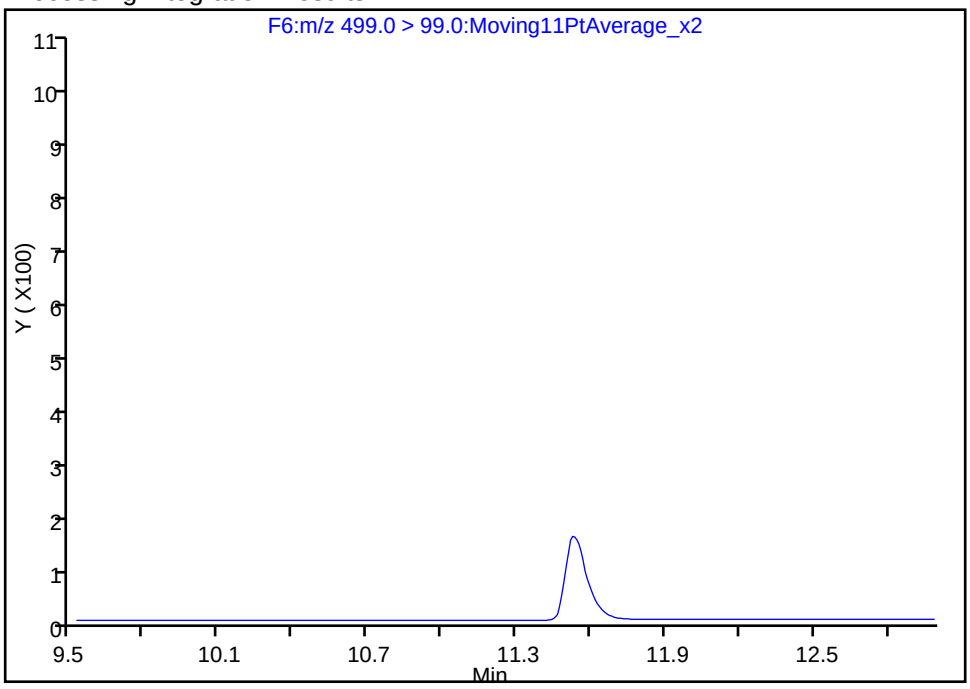

Manual Integration Results

RT: 11.53
Area: 1034
Amount: 1.015203
Amount Units: ng/ml

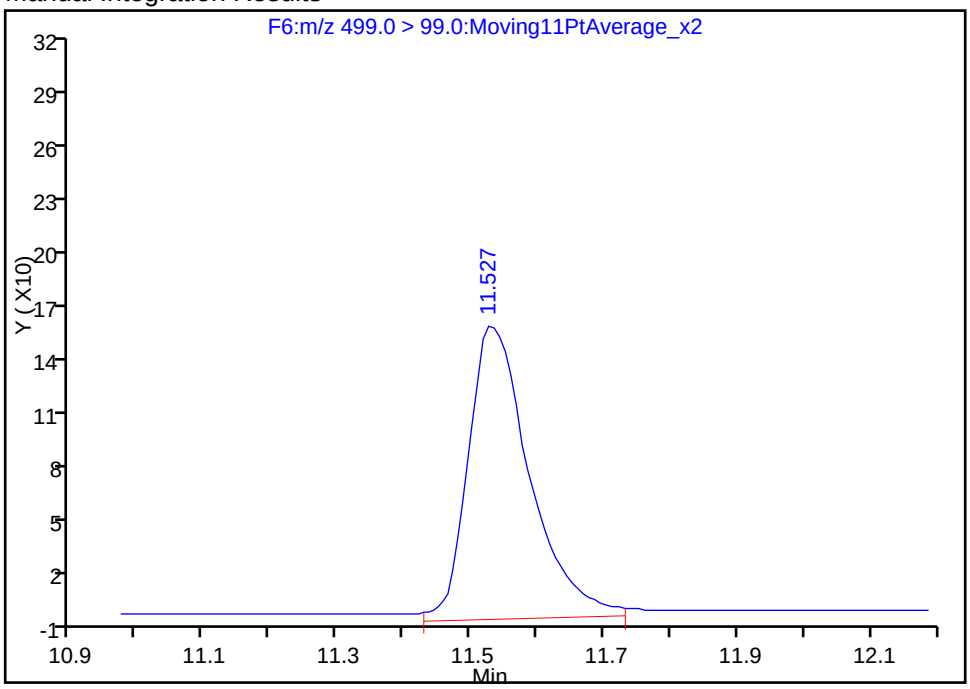

Reviewer: barnettj, 24-May-2016 18:11:25
Audit Action: Manually Integrated Audit Reason: Missed Peak

Manual Integration/User Assign Peak Report

TestAmerica Sacramento

Data File: \\ChromNA\Sacramento\ChromData\A6\20160524-31021.b\24MAY2016A6A_005.d
Injection Date: 24-May-2016 17:28:24 Instrument ID: A6
Lims ID: Std L2
Client ID:
Operator ID: JRB ALS Bottle#: 10 Worklist Smp#: 5
Injection Vol: 15.0 ul Dil. Factor: 1.0000
Method: PFAC_A6 Limit Group: LC PFC_DOD ICAL
Column: Acquity BEH C18 (2.10 mm) Detector F7:MRM

18 Perfluorononanoic acid, CAS: 375-95-1

Signal: 1

Processing Integration Results

RT: 11.54
Area: 4287
Amount: 0.974035
Amount Units: ng/ml

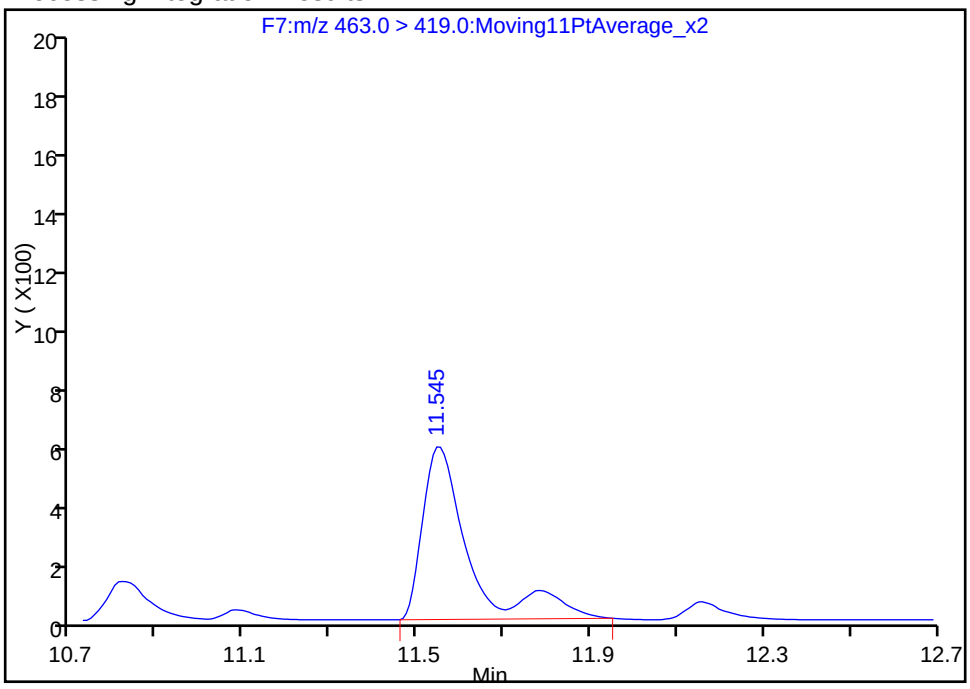

Manual Integration Results

RT: 11.54
Area: 3622
Amount: 0.896833
Amount Units: ng/ml

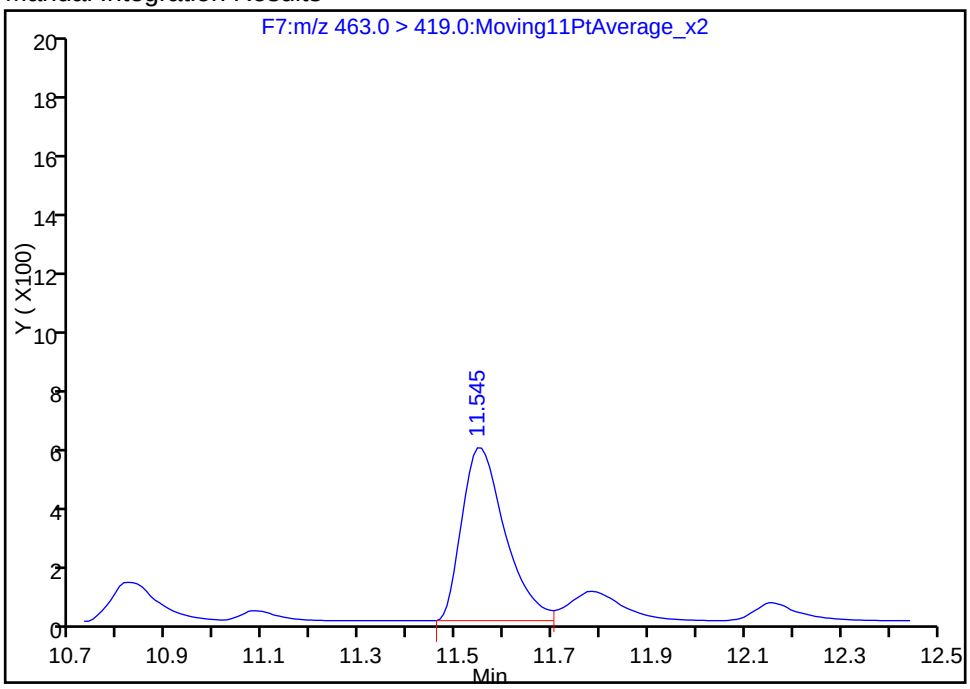

Reviewer: westendorfc, 25-May-2016 08:46:40
Audit Action: Manually Integrated Audit Reason: Assign Peak

TestAmerica Sacramento
Target Compound Quantitation Report

Data File: \\ChromNA\Sacramento\ChromData\A6\20160524-31021.b\24MAY2016A6A_006.d
Lims ID: Std L3
Client ID:
Sample Type: IC Calib Level: 3
Inject. Date: 24-May-2016 17:49:40 ALS Bottle#: 11 Worklist Smp#: 6
Injection Vol: 15.0 ul Dil. Factor: 1.0000
Sample Info: STD L3
Misc. Info.: Acquity BEH 1.7um, 3X150mm T=50*C
Operator ID: JRB Instrument ID: A6
Sublist: chrom-PFAC_A6*sub9

Method: \\ChromNA\Sacramento\ChromData\A6\20160524-31021.b\PFAC_A6.m
Limit Group: LC PFC_DOD ICAL
Last Update: 25-May-2016 14:06:04 Calib Date: 24-May-2016 19:14:42
Integrator: Picker
Quant Method: Isotopic Dilution Quant By: Initial Calibration
Last ICal File: \\ChromNA\Sacramento\ChromData\A6\20160524-31021.b\24MAY2016A6A_010.d

Column 1 : Acquity BEH C18 (2.10 mm) Det: F1:MRM
Process Host: XAWRK049

First Level Reviewer: westendorfc Date: 25-May-2016 08:43:22

Signal	RT	EXP RT	DLT RT	REL RT	Response	Amount ng/ml	Ratio(Limits)	%Rec	S/N	Flags
2 Perfluorobutyric acid										
212.9 > 169.0	5.791	5.791	0.0	1.000	6236	4.26		85.2	755	
D 1 13C4 PFBA										
217.0 > 172.0	5.794	5.796	-0.002		73077	60.0		120	3910	
D 3 13C5-PFPeA										
267.9 > 223.0	6.946	6.946	0.0		181125	76.4		153	18131	
4 Perfluoropentanoic acid										
262.9 > 219.0	6.946	6.949	-0.003	1.000	14599	3.94		78.8	1601	
40 Perfluorobutanesulfonic acid										
298.9 > 80.0	7.081	7.074	0.007	1.000	38204	4.61		104		
5 Perfluorobutane Sulfonate										
298.9 > 80.0	7.081	7.074	0.007	1.000	38204	NC			172	
298.9 > 99.0	7.081	7.074	0.007	1.000	15881		2.41(0.00-0.00)		237	
D 6 13C2 PFHxA										
315.0 > 270.0	8.219	8.223	-0.004		207481	60.4		121	19302	
7 Perfluorohexanoic acid										
313.0 > 269.0	8.230	8.225	0.005	1.000	13287	4.06		81.1	1168	
D 8 13C4-PFHpA										
367.0 > 322.0	9.464	9.459	0.005		208002	57.7		115	18393	
9 Perfluoroheptanoic acid										
363.0 > 319.0	9.470	9.462	0.008	1.000	19812	4.70		94.0	1804	
D 11 18O2 PFHxS										
403.0 > 84.0	9.499	9.494	0.005		271830	49.2		104	14997	
10 Perfluorohexane Sulfonate										
399.0 > 80.0	9.499	9.495	0.004	1.000	32263	NC			908	
41 Perfluorohexanesulfonic acid										
399.0 > 80.0	9.499	9.495	0.004	1.000	32263	5.82		123		

Signal	RT	EXP RT	DLT RT	REL RT	Response	Amount ng/ml	Ratio(Limits)	%Rec	S/N	Flags
13 Perfluorooctanoic acid										
413.0 > 369.0	10.577	10.573	0.004	1.000	22121	4.70		94.0	1454	
413.0 > 169.0	10.577	10.573	0.004	1.000	5775		3.83(0.00-0.00)	94.0	394	
D 12 13C4 PFOA										
417.0 > 372.0	10.577	10.577	0.0		220970	60.9		122	14279	
14 Perfluoroheptane Sulfonate										
449.0 > 80.0	10.586	10.585	0.001	1.000	24207	NC			1633	
38 Perfluoroheptanesulfonic Acid										
449.0 > 80.0	10.586	10.585	0.001	1.000	24207	4.62		97.1		
15 Perfluorooctane sulfonic acid										
499.0 > 80.0	11.527	11.524	0.003	1.000	44931	4.50		94.1	3377	
499.0 > 99.0	11.535	11.524	0.011	1.001	18380		2.44(0.00-0.00)	94.1	1344	
D 16 13C4 PFOS										
503.0 > 80.0	11.527	11.524	0.003		512441	51.5		108	37583	
18 Perfluorononanoic acid										
463.0 > 419.0	11.553	11.547	0.006	1.000	15434	3.59		71.7	372	
D 17 13C5 PFNA										
468.0 > 423.0	11.553	11.551	0.002		235035	55.8		112	17037	
20 Perfluorodecanoic acid										
513.0 > 469.0	12.383	12.376	0.007	1.000	27024	5.07		101	1662	
D 19 13C2 PFDA										
515.0 > 470.0	12.383	12.380	0.003		233584	54.6		109	14151	
D 23 13C8 FOSA										
506.0 > 78.0	12.994	12.993	0.001		1710359	58.1		116	112588	
24 Perfluorooctane Sulfonamide										
498.0 > 78.0	12.994	12.994	0.0	1.000	191731	5.04		101	12690	
39 Perfluorodecane Sulfonic acid										
599.0 > 80.0	13.032	13.032	0.0	1.000	27590	5.20		108		
25 Perfluorodecane Sulfonate										
599.0 > 80.0	13.032	13.032	0.0	1.000	27590	NC			1974	
D 26 13C2 PFUnA										
565.0 > 520.0	13.085	13.079	0.006		378596	68.7		137	26771	
27 Perfluoroundecanoic acid										
563.0 > 519.0	13.085	13.082	0.003	1.000	58666	5.67		113	828	
D 28 13C2 PFDoA										
615.0 > 570.0	13.666	13.667	-0.001		438290	61.2		122	29531	
29 Perfluorododecanoic acid										
613.0 > 569.0	13.666	13.667	-0.001	1.000	57489	6.44		129	44.8	
30 Perfluorotridecanoic acid										
663.0 > 619.0	14.167	14.166	0.001	1.000	86184	6.65		133	22.5	
D 33 13C2-PFTeDA										
715.0 > 670.0	14.589	14.589	0.0		636894	60.7		121	16393	
32 Perfluorotetradecanoic acid										
713.0 > 669.0	14.589	14.590	-0.001	1.000	66997	4.62		92.4	39.3	
34 Perfluorohexadecanoic acid										
813.0 > 769.0	15.180	15.179	0.001	1.000	157611	4.35		87.1	368	
D 35 13C2-PFHxDA										
815.0 > 770.0	15.180	15.180	0.0		1174335	54.7		109	11532	

Signal	RT	EXP RT	DLT RT	REL RT	Response	Amount ng/ml	Ratio(Limits)	%Rec	S/N	Flags
36 Perfluorooctandecanoic acid										
913.0 > 869.0	15.446	15.450	-0.004	1.000	140146	3.93		78.5	157	

QC Flag Legend

Processing Flags

NC - Not Calibrated

Reagents:

LCPFC-L3_00017 Amount Added: 1.00 Units: mL

Report Date: 25-May-2016 14:06:06 Chrom Revision: 2.2 20-Apr-2016 13:59:46

TestAmerica Sacramento

Data File: \\ChromNA\Sacramento\ChromData\A6\20160524-31021.b\24MAY2016A6A_006.d

Injection Date: 24-May-2016 17:49:40 Instrument ID: A6

Lims ID: Std L3

Client ID:

Operator ID: JRB ALS Bottle#: 11 Worklist Smp#: 6

Injection Vol: 15.0 ul Dil. Factor: 1.0000

Method: PFAC_A6 Limit Group: LC PFC_DOD ICAL

2 Perfluorobutyric acid

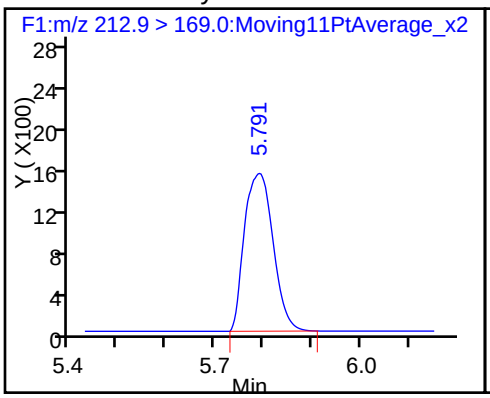

D 1 13C4 PFBA

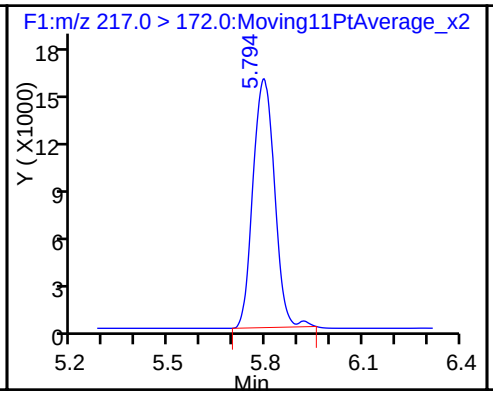

D 3 13C5-PFPeA

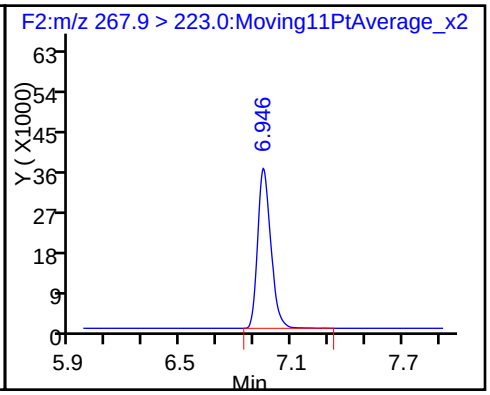

4 Perfluoropentanoic acid

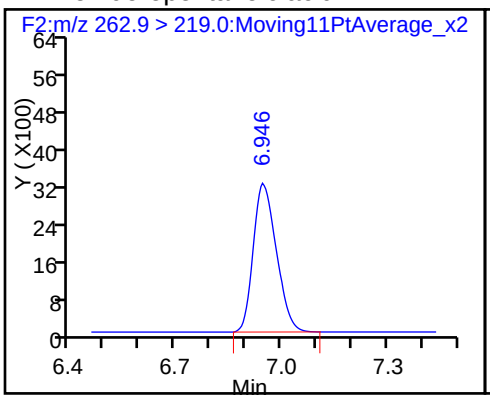

40 Perfluorobutanesulfonic acid

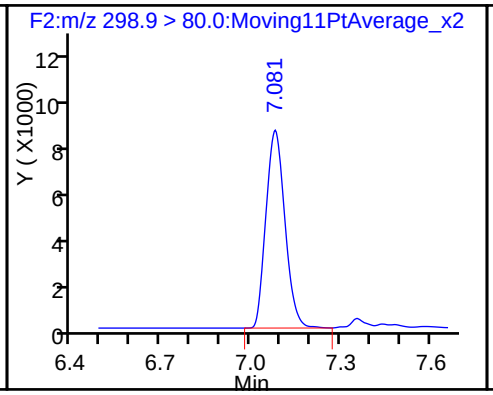

D 6 13C2 PFHxA

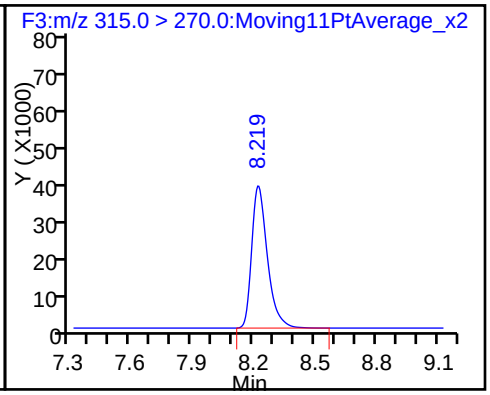

7 Perfluorohexanoic acid

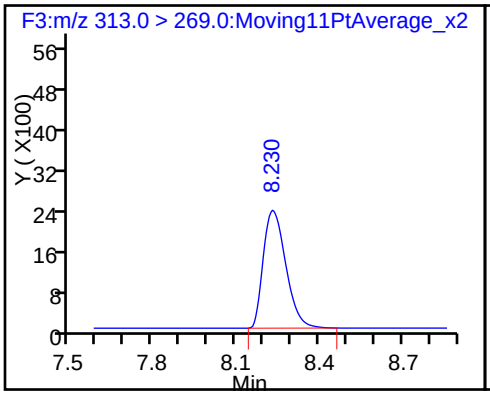

D 8 13C4-PFHpA

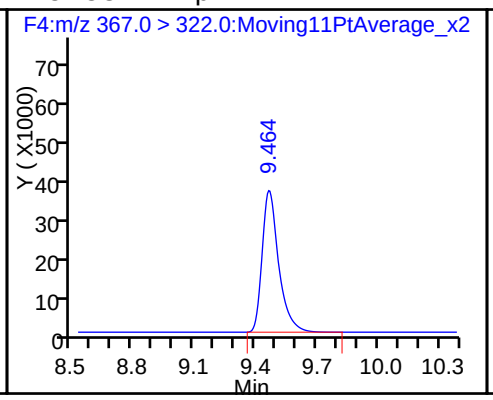

9 Perfluoroheptanoic acid

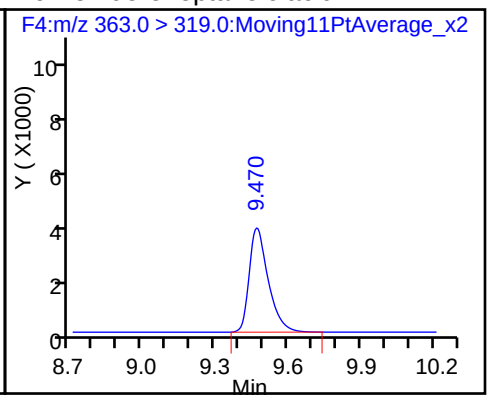

D 11 18O2 PFHxS

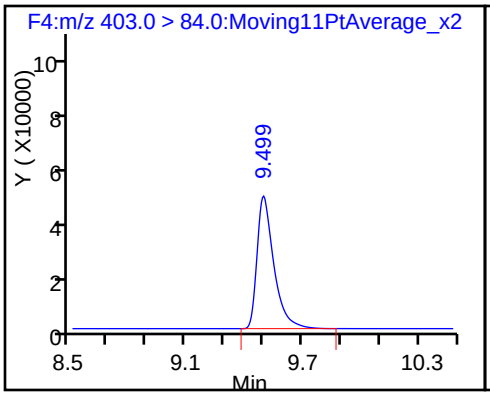

41 Perfluorohexanesulfonic acid

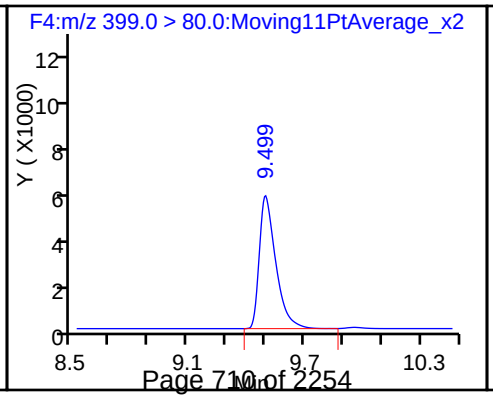

13 Perfluorooctanoic acid

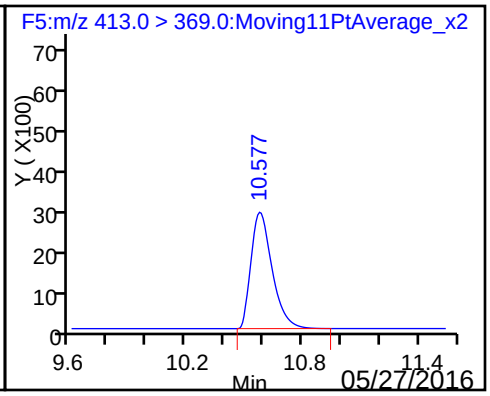

13 Perfluorooctanoic acid

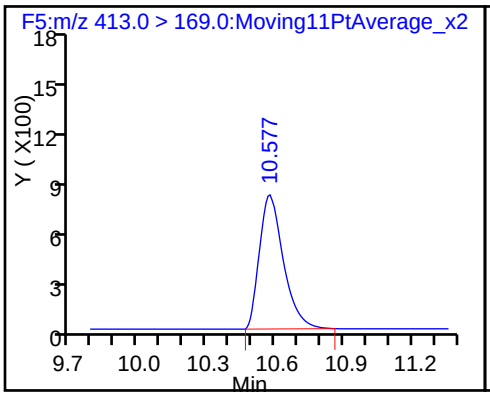

D 12 13C4 PFOA

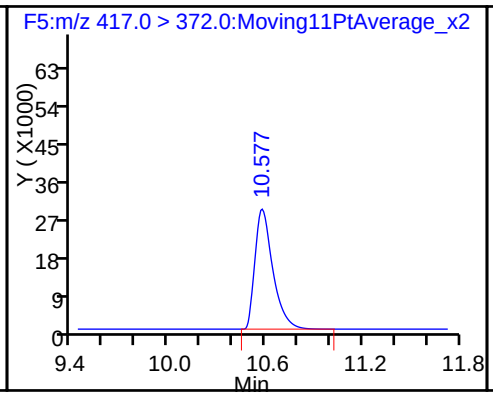

38 Perfluoroheptanesulfonic Acid

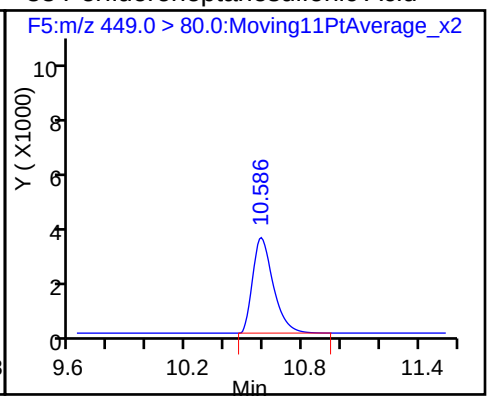

15 Perfluorooctane sulfonic acid

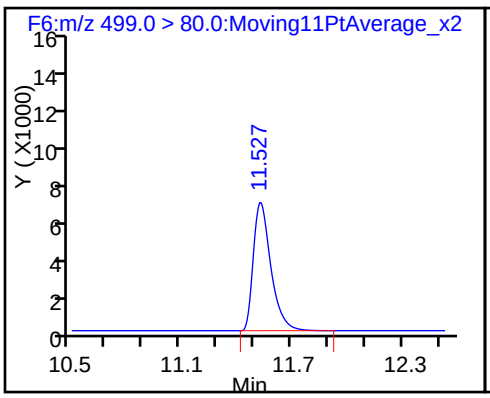

15 Perfluorooctane sulfonic acid

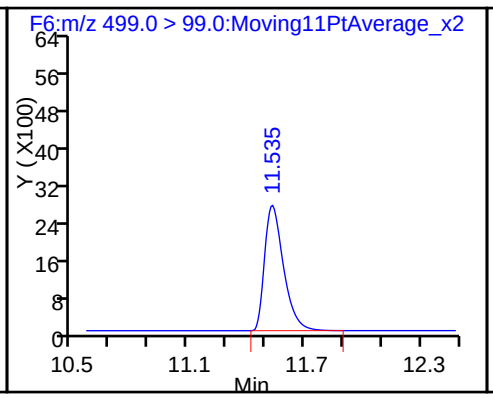

D 16 13C4 PFOS

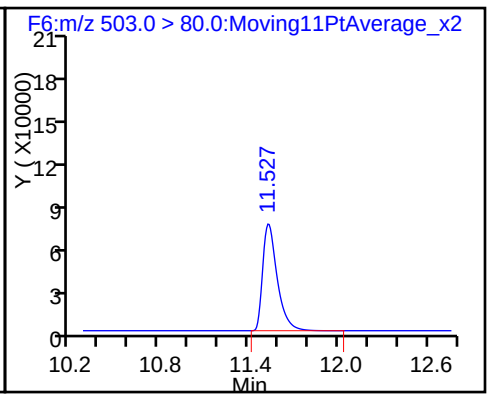

18 Perfluorononanoic acid

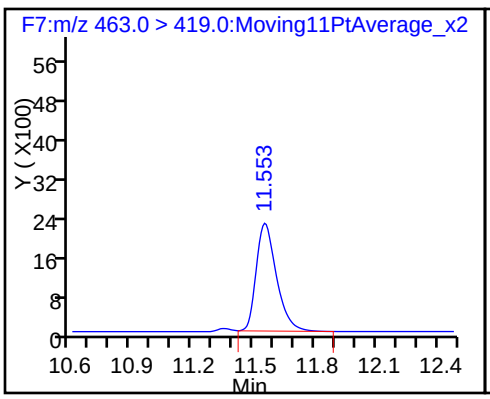

D 17 13C5 PFNA

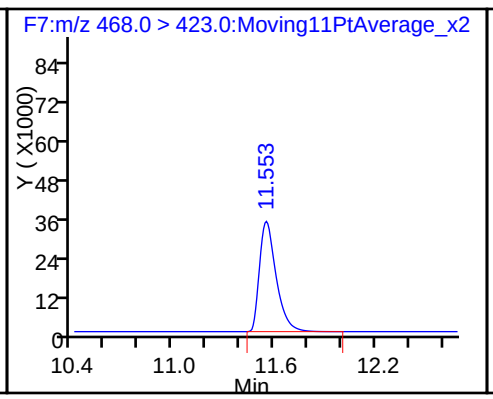

20 Perfluorodecanoic acid

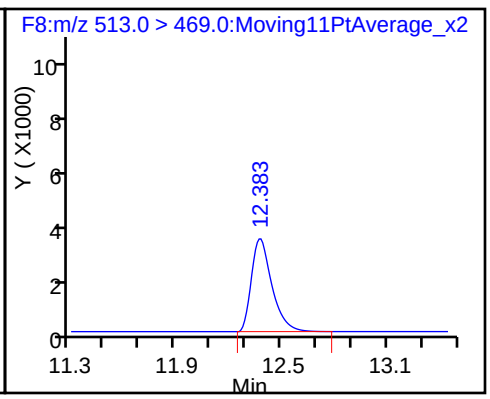

D 19 13C2 PFDA

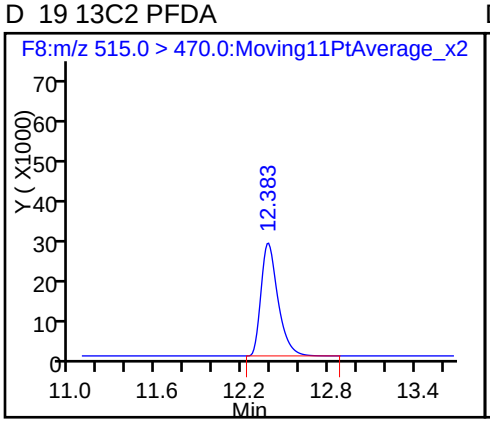

D 23 13C8 FOSA

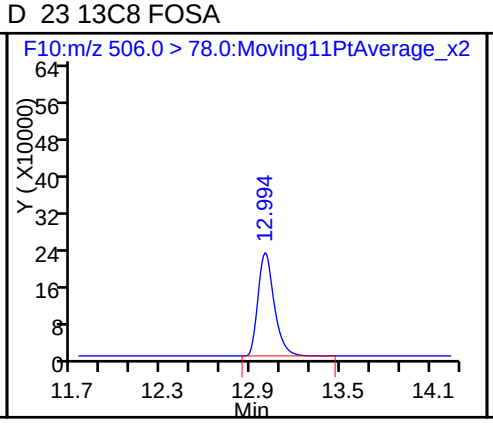

24 Perfluorooctane Sulfonamide

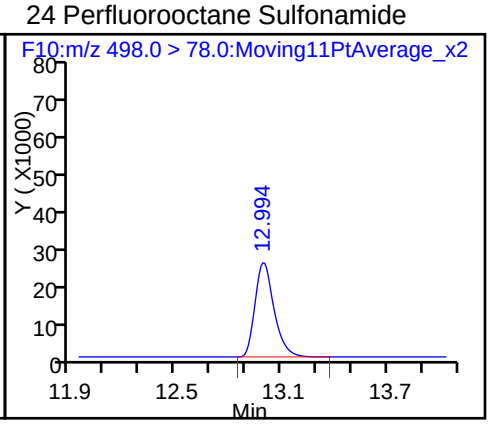

39 Perfluorodecane Sulfonic acid

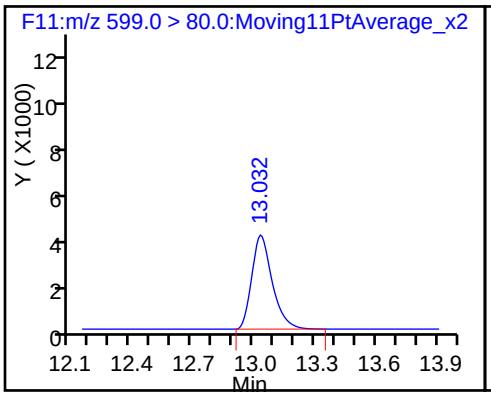

D 26 13C2 PFUnA

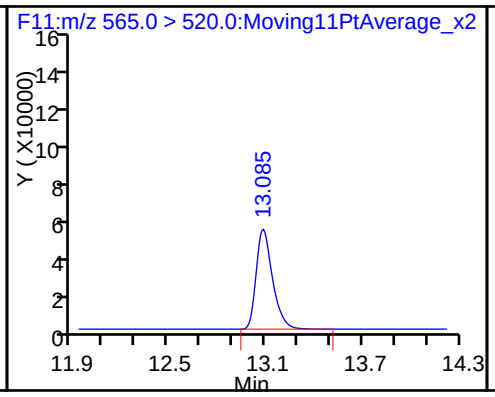

27 Perfluoroundecanoic acid

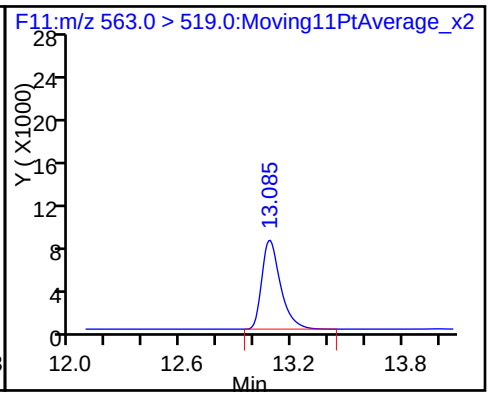

D 28 13C2 PFDoA

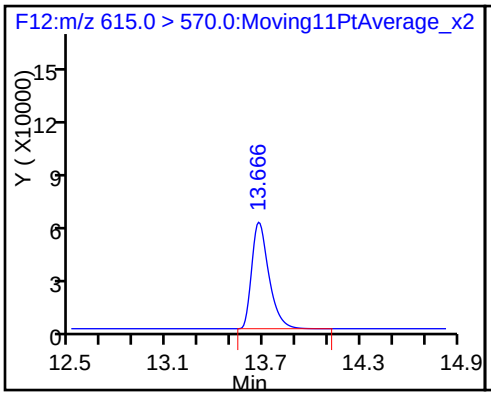

29 Perfluorododecanoic acid

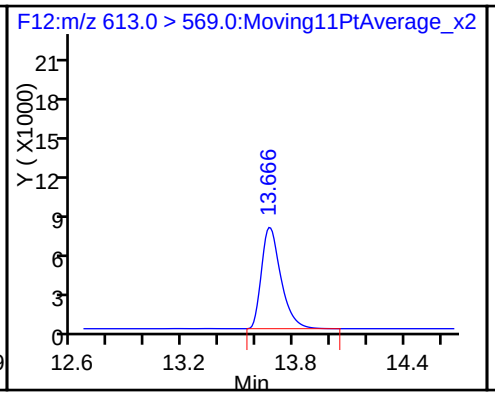

30 Perfluorotridecanoic acid

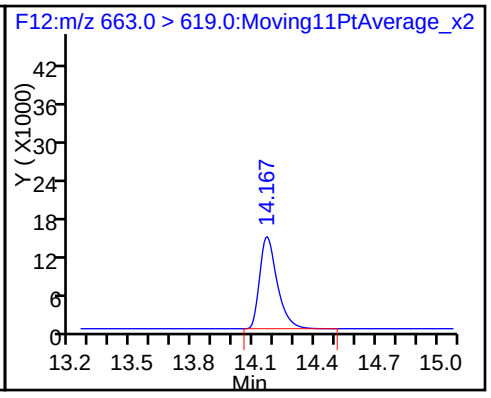

D 33 13C2-PFTeDA

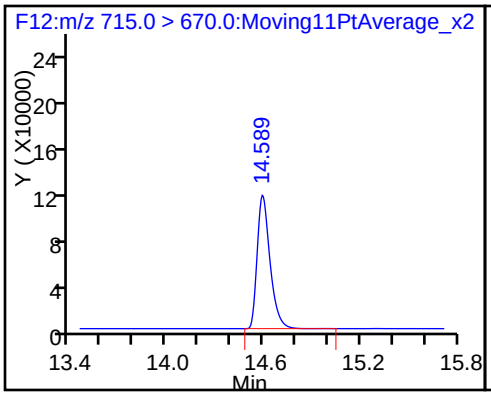

32 Perfluorotetradecanoic acid

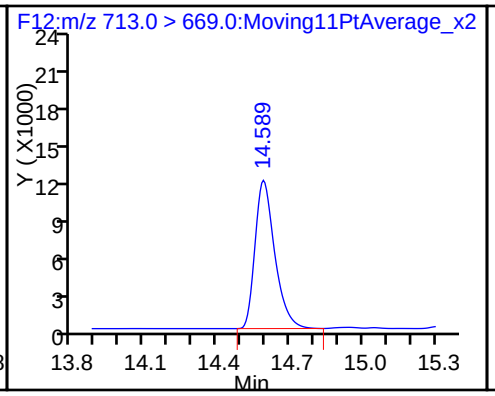

34 Perfluorohexadecanoic acid

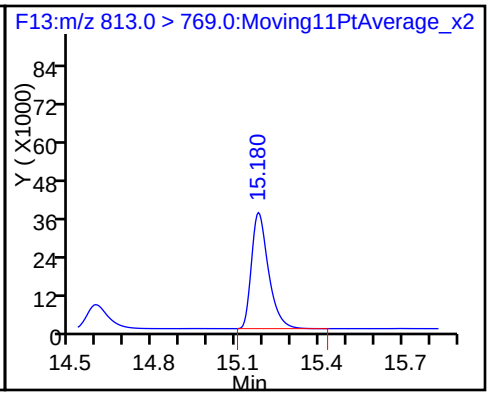

D 35 13C2-PFHxDA

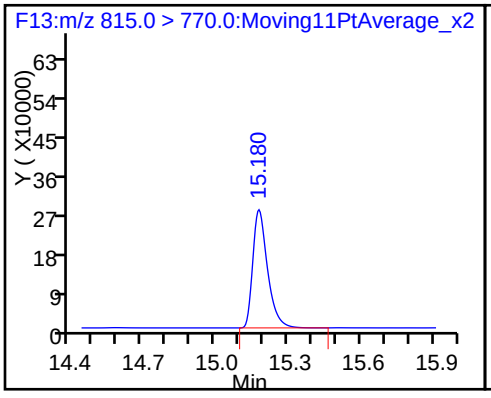

36 Perfluorooctandecanoic acid

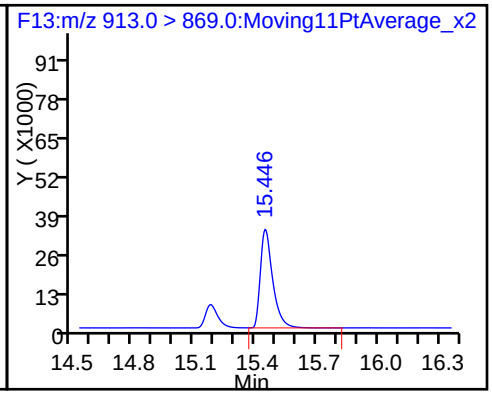

TestAmerica Sacramento
Target Compound Quantitation Report

Data File: \\ChromNA\Sacramento\ChromData\A6\20160524-31021.b\24MAY2016A6A_007.d
Lims ID: Std L4
Client ID:
Sample Type: IC Calib Level: 4
Inject. Date: 24-May-2016 18:10:55 ALS Bottle#: 12 Worklist Smp#: 7
Injection Vol: 15.0 ul Dil. Factor: 1.0000
Sample Info: STD L4
Misc. Info.: Acquity BEH 1.7um, 3X150mm T=50*C
Operator ID: JRB Instrument ID: A6
Sublist: chrom-PFAC_A6*sub9

Method: \\ChromNA\Sacramento\ChromData\A6\20160524-31021.b\PFAC_A6.m
Limit Group: LC PFC_DOD ICAL
Last Update: 26-May-2016 11:29:34 Calib Date: 24-May-2016 19:14:42
Integrator: Picker
Quant Method: Isotopic Dilution Quant By: Initial Calibration
Last ICal File: \\ChromNA\Sacramento\ChromData\A6\20160524-31021.b\24MAY2016A6A_010.d

Column 1 : Acquity BEH C18 (2.10 mm) Det: F1:MRM
Process Host: XAWRK003

First Level Reviewer: barnettj Date: 26-May-2016 11:29:34

Signal	RT	EXP RT	DLT RT	REL RT	Response	Amount ng/ml	Ratio(Limits)	%Rec	S/N	Flags
2 Perfluorobutyric acid										
212.9 > 169.0	5.788	5.791	-0.003	1.000	27348	18.0		89.8	2608	
D 1 13C4 PFBA										
217.0 > 172.0	5.797	5.796	0.001		63652	52.2		104	6598	
D 3 13C5-PFPeA										
267.9 > 223.0	6.941	6.946	-0.005		124553	52.5		105	12323	
4 Perfluoropentanoic acid										
262.9 > 219.0	6.946	6.949	-0.003	1.000	50671	17.7		88.3	5409	
40 Perfluorobutanesulfonic acid										
298.9 > 80.0	7.078	7.074	0.004	1.000	124172	15.2		85.7		
5 Perfluorobutane Sulfonate										
298.9 > 80.0	7.078	7.074	0.004	1.000	124172	NC			241	
298.9 > 99.0	7.078	7.074	0.004	1.000	60653		2.05(0.00-0.00)		1934	
D 6 13C2 PFHxA										
315.0 > 270.0	8.225	8.223	0.002		165711	48.2		96.4	15639	
7 Perfluorohexanoic acid										
313.0 > 269.0	8.225	8.225	0.0	1.000	58255	19.5		97.6	5581	
D 8 13C4-PFHpA										
367.0 > 322.0	9.463	9.459	0.004		204276	56.6		113	17847	
9 Perfluoroheptanoic acid										
363.0 > 319.0	9.463	9.462	0.001	1.000	71730	16.3		81.6	6612	
D 11 18O2 PFHxS										
403.0 > 84.0	9.498	9.494	0.004		265525	48.0		102	22556	
10 Perfluorohexane Sulfonate										
399.0 > 80.0	9.498	9.495	0.003	1.000	101790	NC			722	
41 Perfluorohexanesulfonic acid										
399.0 > 80.0	9.498	9.495	0.003	1.000	101790	18.5		97.9		

Signal	RT	EXP RT	DLT RT	REL RT	Response	Amount ng/ml	Ratio(Limits)	%Rec	S/N	Flags
13 Perfluorooctanoic acid										
413.0 > 369.0	10.577	10.573	0.004	1.000	72833	15.8		78.9	3330	
413.0 > 169.0	10.577	10.573	0.004	1.000	16576		4.39(0.00-0.00)	78.9	1104	
D 12 13C4 PFOA										
417.0 > 372.0	10.577	10.577	0.0		216681	59.7		119	14135	
14 Perfluoroheptane Sulfonate										
449.0 > 80.0	10.586	10.585	0.001	1.000	93471	NC			6112	
38 Perfluoroheptanesulfonic Acid										
449.0 > 80.0	10.586	10.585	0.001	1.000	93471	17.4		91.2		
15 Perfluorooctane sulfonic acid										
499.0 > 80.0	11.526	11.524	0.002	1.000	166032	16.2		84.6	24238	
499.0 > 99.0	11.526	11.524	0.002	1.000	98842		1.68(0.00-0.00)	84.6	4901	
D 16 13C4 PFOS										
503.0 > 80.0	11.526	11.524	0.002		526709	52.9		111	39433	
18 Perfluorononanoic acid										
463.0 > 419.0	11.553	11.547	0.006	1.000	64364	18.0		89.8	544	
D 17 13C5 PFNA										
468.0 > 423.0	11.553	11.551	0.002		195708	56.9		114	13958	
20 Perfluorodecanoic acid										
513.0 > 469.0	12.373	12.376	-0.003	1.000	92855	20.1		101	5653	
D 19 13C2 PFDA										
515.0 > 470.0	12.373	12.380	-0.007		191340	44.8		89.5	11626	
D 23 13C8 FOSA										
506.0 > 78.0	12.994	12.993	0.001		1501807	51.0		102	98845	
24 Perfluorooctane Sulfonamide										
498.0 > 78.0	12.994	12.994	0.0	1.000	702846	21.0		105	46281	
39 Perfluorodecane Sulfonic acid										
599.0 > 80.0	13.032	13.032	0.0	1.000	92611	17.3		89.5		
25 Perfluorodecane Sulfonate										
599.0 > 80.0	13.032	13.032	0.0	1.000	92611	NC			6411	
D 26 13C2 PFUnA										
565.0 > 520.0	13.076	13.079	-0.003		318776	57.9		116	22709	
27 Perfluoroundecanoic acid										
563.0 > 519.0	13.076	13.082	-0.006	1.000	137039	16.6		83.2	1612	
D 28 13C2 PFDoA										
615.0 > 570.0	13.657	13.667	-0.010		318700	44.5		88.9	10700	
29 Perfluorododecanoic acid										
613.0 > 569.0	13.657	13.667	-0.010	1.000	139778	21.5		108	101	
30 Perfluorotridecanoic acid										
663.0 > 619.0	14.167	14.166	0.001	1.000	231228	24.5		123	401	
D 33 13C2-PFTeDA										
715.0 > 670.0	14.589	14.589	0.0		563664	53.7		107	34432	
32 Perfluorotetradecanoic acid										
713.0 > 669.0	14.589	14.590	-0.001	1.000	216201	21.1		105	75.8	
34 Perfluorohexadecanoic acid										
813.0 > 769.0	15.184	15.179	0.005	1.000	413438	18.5		92.5	943	
D 35 13C2-PFHxDA										
815.0 > 770.0	15.184	15.180	0.004		1134880	52.9		106	6127	

Signal	RT	EXP RT	DLT RT	REL RT	Response	Amount ng/ml	Ratio(Limits)	%Rec	S/N	Flags
36 Perfluorooctandecanoic acid										
913.0 > 869.0	15.456	15.450	0.006	1.000	523232	20.2		101	702	

QC Flag Legend

Processing Flags

NC - Not Calibrated

Reagents:

LCPFC-L4_00020 Amount Added: 1.00 Units: mL

Report Date: 26-May-2016 11:29:35 Chrom Revision: 2.2 20-Apr-2016 13:59:46

TestAmerica Sacramento

Data File: \\ChromNA\Sacramento\ChromData\A6\20160524-31021.b\24MAY2016A6A_007.d

Injection Date: 24-May-2016 18:10:55 Instrument ID: A6

Lims ID: Std L4

Client ID:

Operator ID: JRB ALS Bottle#: 12 Worklist Smp#: 7

Injection Vol: 15.0 ul Dil. Factor: 1.0000

Method: PFAC_A6 Limit Group: LC PFC_DOD ICAL

2 Perfluorobutyric acid

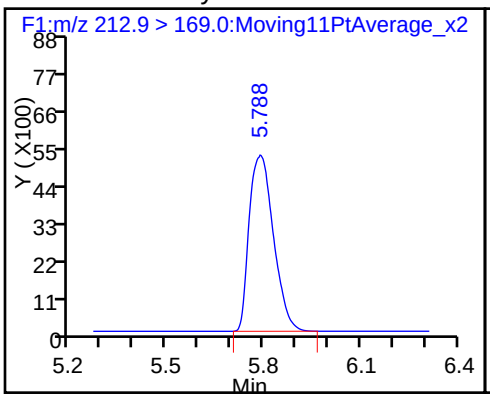

D 1 13C4 PFBA

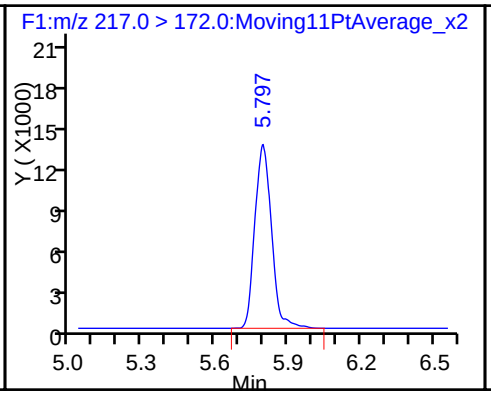

D 3 13C5-PFPeA

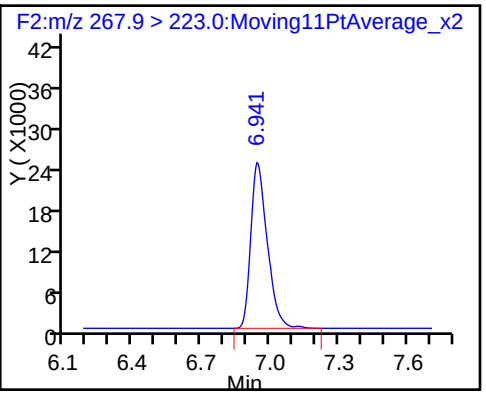

4 Perfluoropentanoic acid

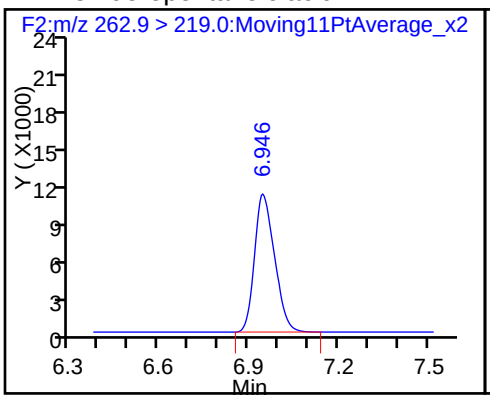

40 Perfluorobutanesulfonic acid

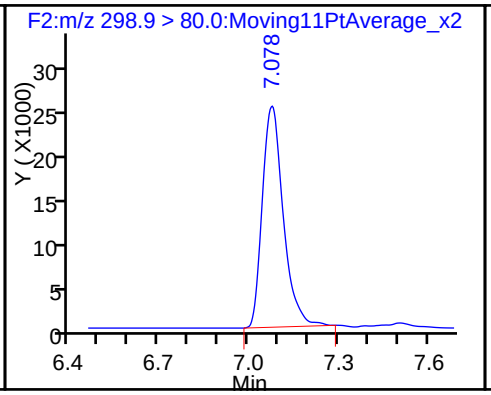

D 6 13C2 PFHxA

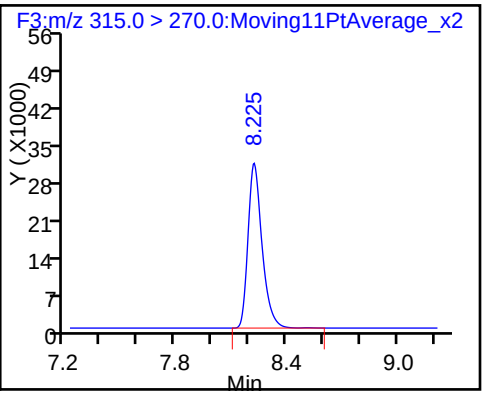

7 Perfluorohexanoic acid

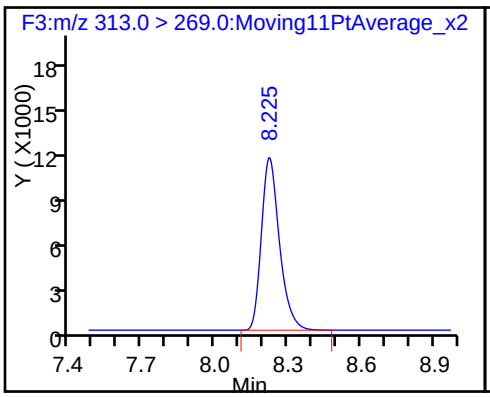

D 8 13C4-PFHpA

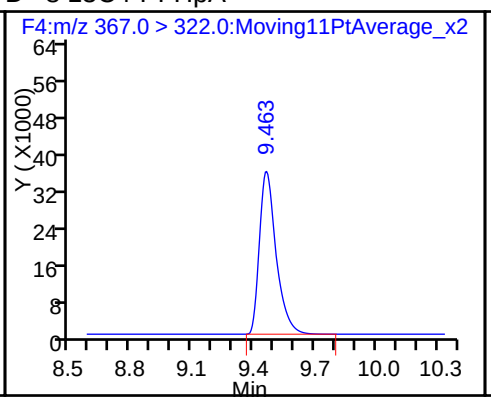

9 Perfluoroheptanoic acid

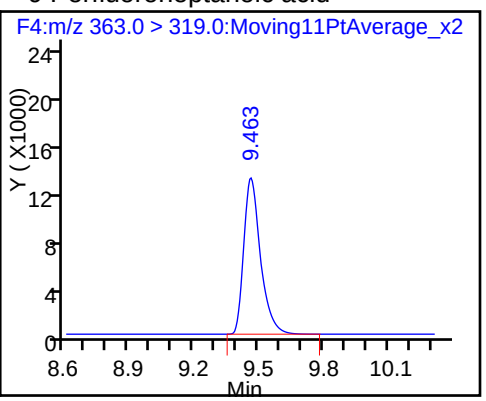

D 11 18O2 PFHxS

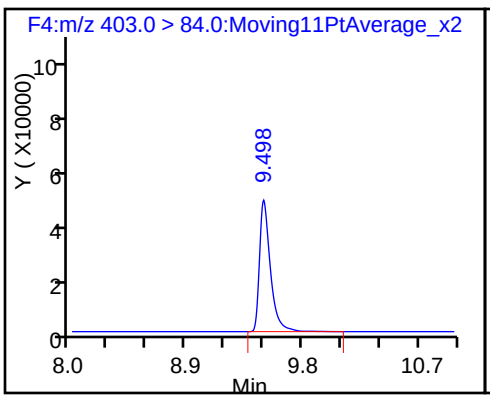

41 Perfluorohexanesulfonic acid

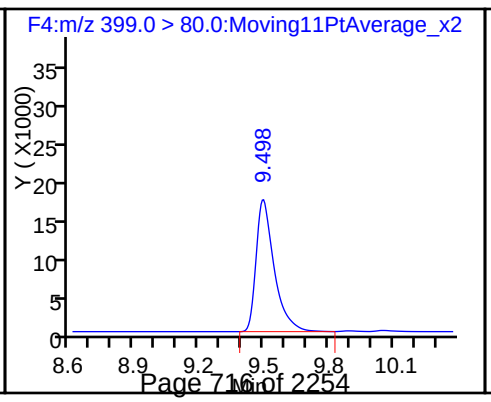

13 Perfluorooctanoic acid

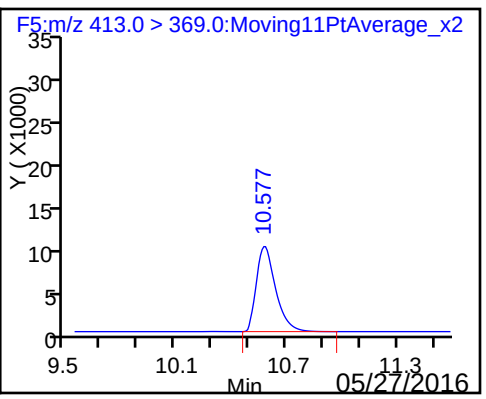

13 Perfluorooctanoic acid

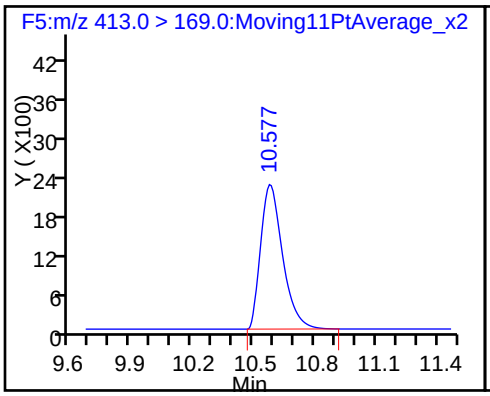

D 12 13C4 PFOA

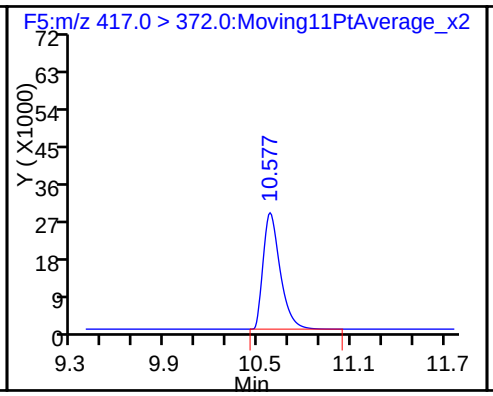

38 Perfluoroheptanesulfonic Acid

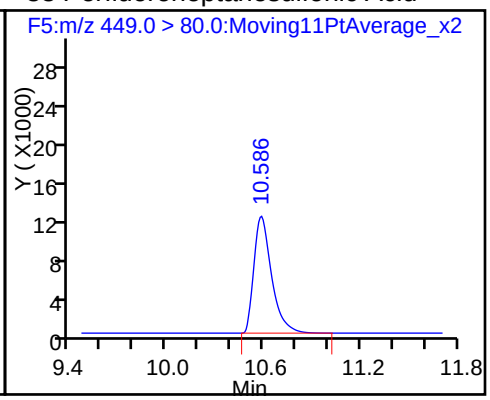

15 Perfluorooctane sulfonic acid

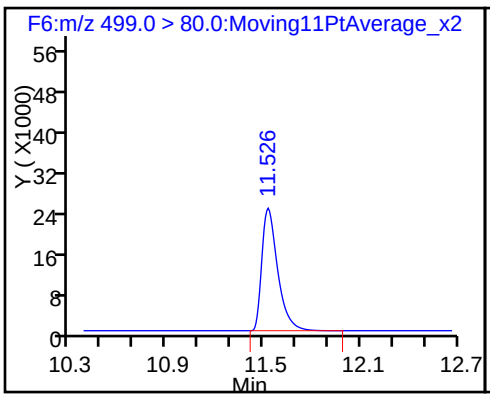

15 Perfluorooctane sulfonic acid

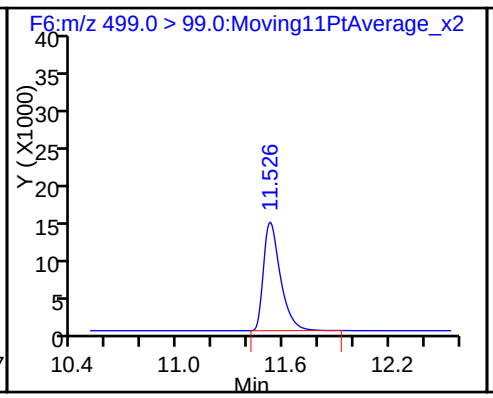

D 16 13C4 PFOS

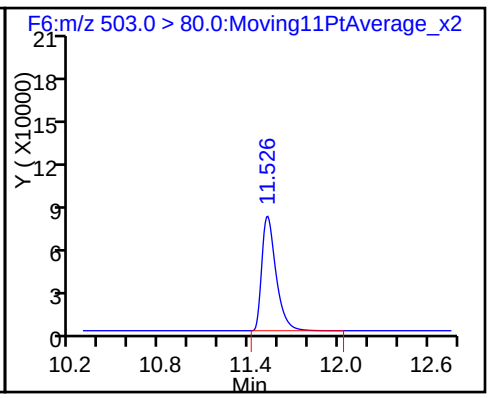

18 Perfluorononanoic acid

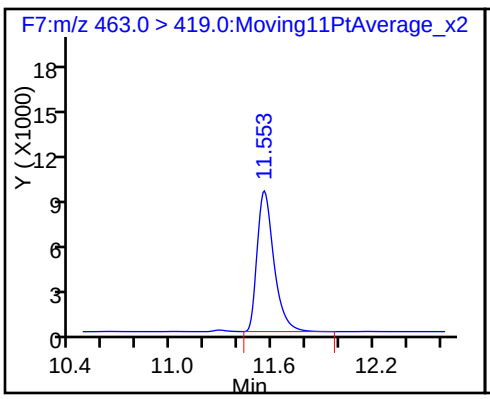

D 17 13C5 PFNA

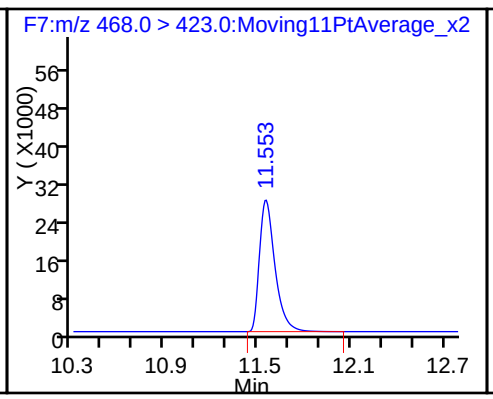

20 Perfluorodecanoic acid

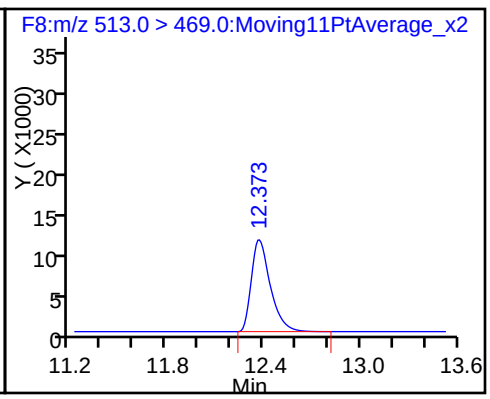

D 19 13C2 PFDA

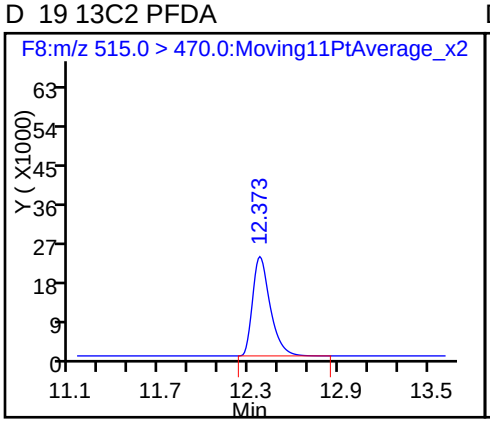

D 23 13C8 FOSA

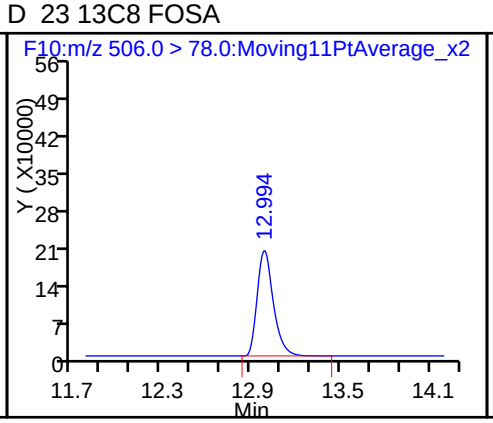

24 Perfluorooctane Sulfonamide

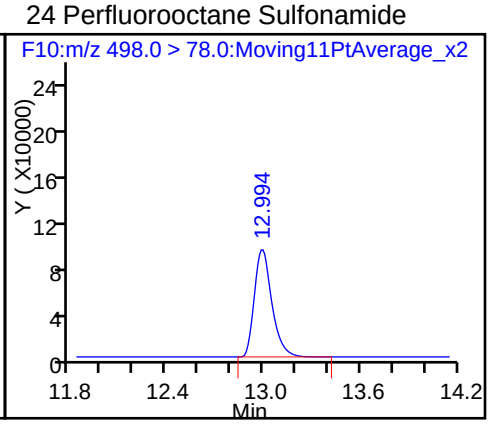

39 Perfluorodecane Sulfonic acid

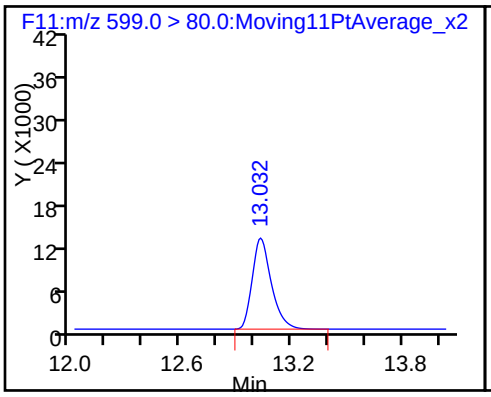

D 26 13C2 PFUnA

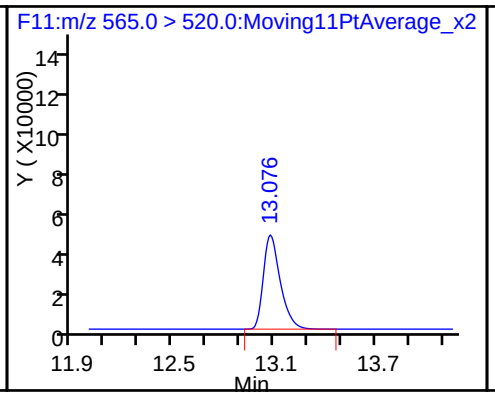

27 Perfluoroundecanoic acid

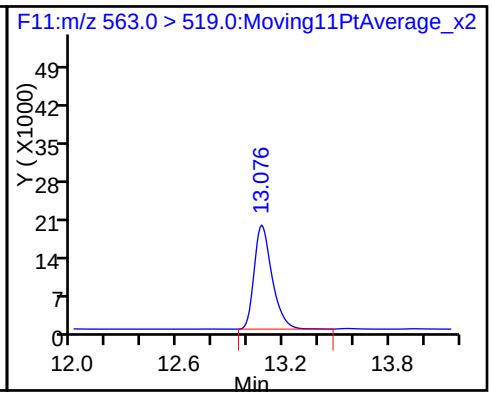

D 28 13C2 PFDoA

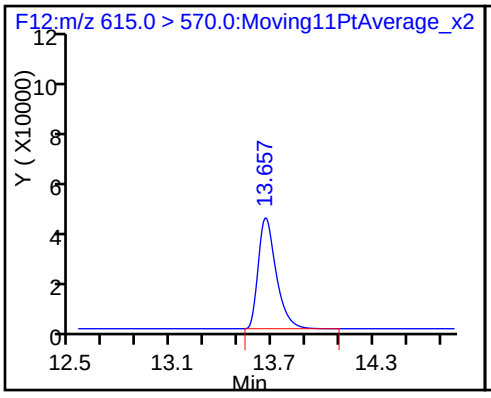

29 Perfluorododecanoic acid

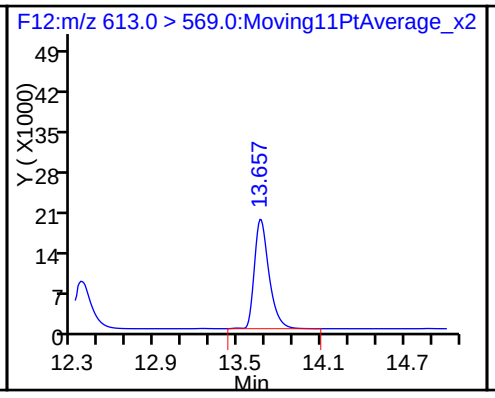

30 Perfluorotridecanoic acid

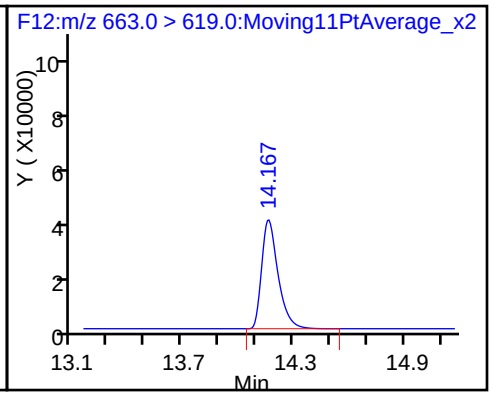

D 33 13C2-PFTeDA

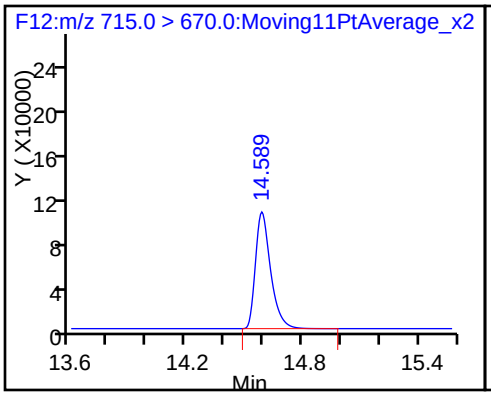

32 Perfluorotetradecanoic acid

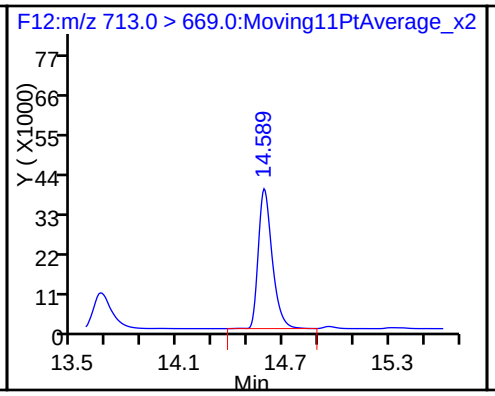

34 Perfluorohexadecanoic acid

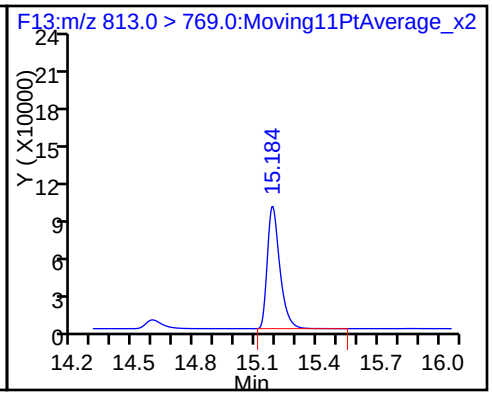

D 35 13C2-PFHxDA

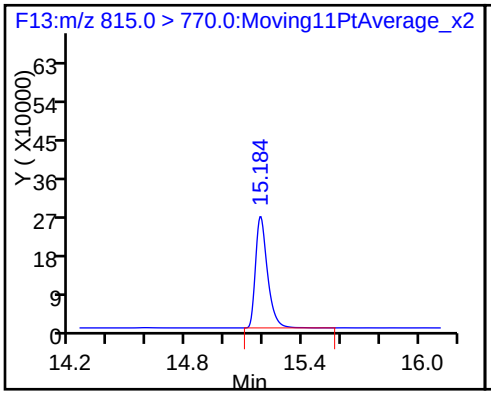

36 Perfluorooctandecanoic acid

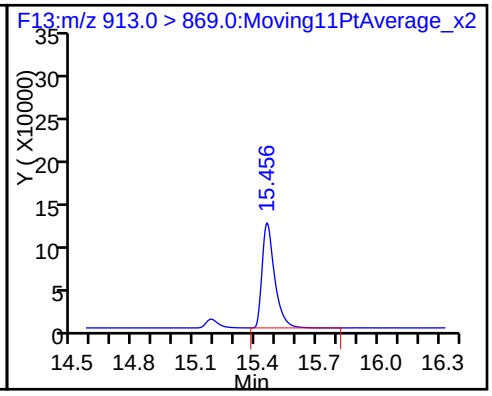

TestAmerica Sacramento
Target Compound Quantitation Report

Data File: \\ChromNA\Sacramento\ChromData\A6\20160524-31021.b\24MAY2016A6A_008.d
Lims ID: Std L5
Client ID:
Sample Type: IC Calib Level: 5
Inject. Date: 24-May-2016 18:32:11 ALS Bottle#: 13 Worklist Smp#: 8
Injection Vol: 15.0 ul Dil. Factor: 1.0000
Sample Info: STD L5
Misc. Info.: Acquity BEH 1.7um, 3X150mm T=50*C
Operator ID: JRB Instrument ID: A6
Sublist: chrom-PFAC_A6*sub9

Method: \\ChromNA\Sacramento\ChromData\A6\20160524-31021.b\PFAC_A6.m
Limit Group: LC PFC_DOD ICAL
Last Update: 25-May-2016 14:06:35 Calib Date: 24-May-2016 19:14:42
Integrator: Picker
Quant Method: Isotopic Dilution Quant By: Initial Calibration
Last ICal File: \\ChromNA\Sacramento\ChromData\A6\20160524-31021.b\24MAY2016A6A_010.d

Column 1 : Acquity BEH C18 (2.10 mm) Det: F1:MRM
Process Host: XAWRK049

First Level Reviewer: westendorfc Date: 25-May-2016 08:45:03

Signal	RT	EXP RT	DLT RT	REL RT	Response	Amount ng/ml	Ratio(Limits)	%Rec	S/N	Flags
2 Perfluorobutyric acid										
212.9 > 169.0	5.785	5.791	-0.006	1.000	67124	49.7		99.5	4565	
D 1 13C4 PFBA										
217.0 > 172.0	5.788	5.796	-0.008		54628	44.8		89.7	3776	
D 3 13C5-PFPeA										
267.9 > 223.0	6.946	6.946	0.0		112206	47.3		94.7	10072	
4 Perfluoropentanoic acid										
262.9 > 219.0	6.951	6.949	0.002	1.000	127936	48.5		97.0	8414	
40 Perfluorobutanesulfonic acid										
298.9 > 80.0	7.071	7.074	-0.003	1.000	409210	47.6		108		
5 Perfluorobutane Sulfonate										
298.9 > 80.0	7.071	7.074	-0.003	1.000	409210	NC			878	
298.9 > 99.0	7.067	7.074	-0.007	0.999	152656		2.68(0.00-0.00)		755	
D 6 13C2 PFHxA										
315.0 > 270.0	8.219	8.223	-0.004		139558	40.6		81.2	11653	
7 Perfluorohexanoic acid										
313.0 > 269.0	8.230	8.225	0.005	1.000	131803	51.4		103	7179	
D 8 13C4-PFHpA										
367.0 > 322.0	9.464	9.459	0.005		149508	41.4		82.9	12507	
9 Perfluoroheptanoic acid										
363.0 > 319.0	9.464	9.462	0.002	1.000	190009	58.1		116	16374	
D 11 18O2 PFHxS										
403.0 > 84.0	9.493	9.494	-0.001		277574	50.2		106	23772	
10 Perfluorohexane Sulfonate										
399.0 > 80.0	9.499	9.495	0.004	1.000	278735	NC			3079	
41 Perfluorohexanesulfonic acid										
399.0 > 80.0	9.499	9.495	0.004	1.000	278735	48.3		102		

Signal	RT	EXP RT	DLT RT	REL RT	Response	Amount ng/ml	Ratio(Limits)	%Rec	S/N	Flags
13 Perfluorooctanoic acid										
413.0 > 369.0	10.586	10.573	0.013	1.000	169115	53.3		107	3057	
413.0 > 169.0	10.577	10.573	0.004	0.999	68555		2.47(0.00-0.00)	107	4415	
D 12 13C4 PFOA										
417.0 > 372.0	10.577	10.577	0.0		148927	41.1		82.1	9614	
14 Perfluoroheptane Sulfonate										
449.0 > 80.0	10.586	10.585	0.001	1.000	276794	NC			17301	
38 Perfluoroheptanesulfonic Acid										
449.0 > 80.0	10.586	10.585	0.001	1.000	276794	53.6		113		
15 Perfluorooctane sulfonic acid										
499.0 > 80.0	11.527	11.524	0.003	1.000	481794	49.0		102	1235	
499.0 > 99.0	11.527	11.524	0.003	1.000	273375		1.76(0.00-0.00)	102	3091	
D 16 13C4 PFOS										
503.0 > 80.0	11.527	11.524	0.003		505099	50.8		106	36296	
18 Perfluorononanoic acid										
463.0 > 419.0	11.553	11.547	0.006	1.000	164281	55.9		112	1361	
D 17 13C5 PFNA										
468.0 > 423.0	11.553	11.551	0.002		160421	38.1		76.2	11734	
20 Perfluorodecanoic acid										
513.0 > 469.0	12.383	12.376	0.007	1.000	215872	50.6		101	12999	
D 19 13C2 PFDA										
515.0 > 470.0	12.383	12.380	0.003		174902	40.9		81.8	10549	
D 23 13C8 FOSA										
506.0 > 78.0	12.994	12.993	0.001		1501656	51.0		102	99229	
24 Perfluorooctane Sulfonamide										
498.0 > 78.0	12.994	12.994	0.0	1.000	1807702	54.1		108	39459	
39 Perfluorodecane Sulfonic acid										
599.0 > 80.0	13.031	13.032	-0.001	1.000	258349	50.5		105		
25 Perfluorodecane Sulfonate										
599.0 > 80.0	13.031	13.032	-0.001	1.000	258349	NC			18253	
D 26 13C2 PFUnA										
565.0 > 520.0	13.075	13.079	-0.004		213180	38.7		77.4	14861	
27 Perfluoroundecanoic acid										
563.0 > 519.0	13.075	13.082	-0.007	1.000	292902	54.3		109	6756	
D 28 13C2 PFDoA										
615.0 > 570.0	13.664	13.667	-0.003		369255	51.5		103	24960	
29 Perfluorododecanoic acid										
613.0 > 569.0	13.664	13.667	-0.003	1.000	328730	43.7		87.4	344	
30 Perfluorotridecanoic acid										
663.0 > 619.0	14.166	14.166	0.0	1.000	576659	52.8		106	575	
D 33 13C2-PFTeDA										
715.0 > 670.0	14.588	14.589	-0.001		496861	47.4		94.7	44656	
32 Perfluorotetradecanoic acid										
713.0 > 669.0	14.588	14.590	-0.002	1.000	553149	46.7		93.4	303	
34 Perfluorohexadecanoic acid										
813.0 > 769.0	15.178	15.179	-0.001	1.000	1111597	44.4		88.7	922	
D 35 13C2-PFHxDA										
815.0 > 770.0	15.178	15.180	-0.002		1091378	50.9		102	9820	

Signal	RT	EXP RT	DLT RT	REL RT	Response	Amount ng/ml	Ratio(Limits)	%Rec	S/N	Flags
36 Perfluorooctandecanoic acid										
913.0 > 869.0	15.450	15.450	0.0	1.000	1430022	47.6		95.1	2245	

QC Flag Legend

Processing Flags

NC - Not Calibrated

Reagents:

LCPFC-L5_00018 Amount Added: 1.00 Units: mL

Report Date: 25-May-2016 14:06:36 Chrom Revision: 2.2 20-Apr-2016 13:59:46

TestAmerica Sacramento

Data File: \\ChromNA\Sacramento\ChromData\A6\20160524-31021.b\24MAY2016A6A_008.d

Injection Date: 24-May-2016 18:32:11 Instrument ID: A6

Lims ID: Std L5

Client ID:

Operator ID: JRB ALS Bottle#: 13 Worklist Smp#: 8

Injection Vol: 15.0 ul Dil. Factor: 1.0000

Method: PFAC_A6 Limit Group: LC PFC_DOD ICAL

2 Perfluorobutyric acid

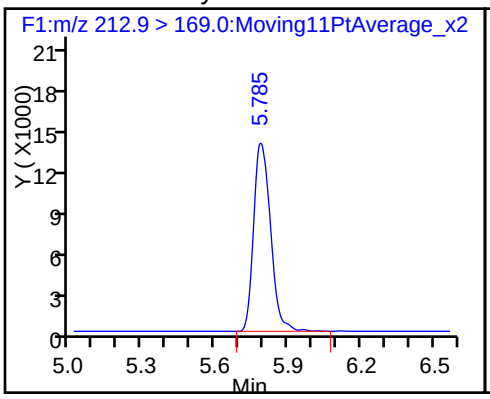

D 1 13C4 PFBA

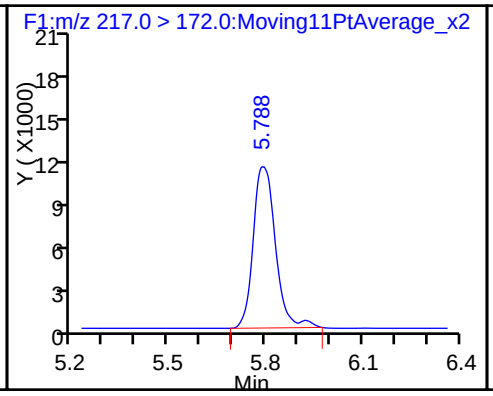

D 3 13C5-PFPeA

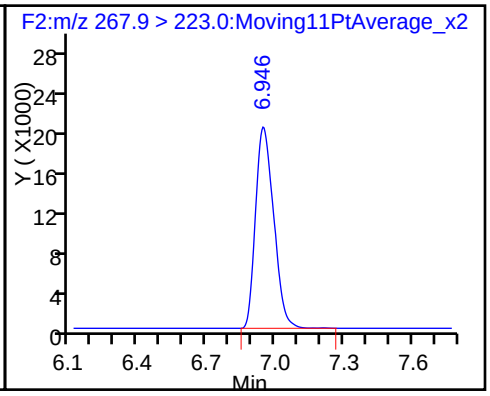

4 Perfluoropentanoic acid

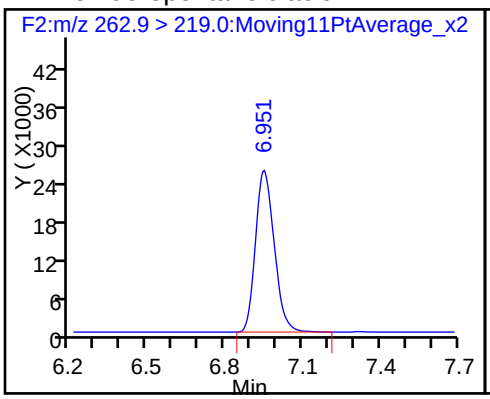

40 Perfluorobutanesulfonic acid

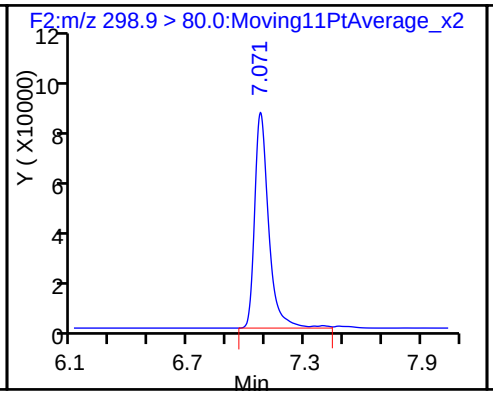

D 6 13C2 PFHxA

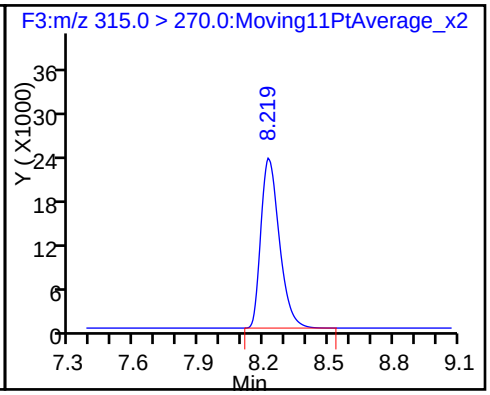

7 Perfluorohexanoic acid

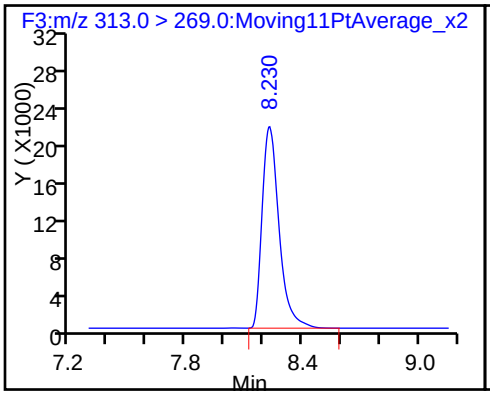

D 8 13C4-PFHpA

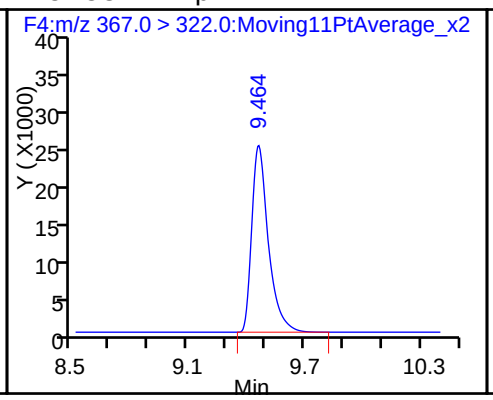

9 Perfluoroheptanoic acid

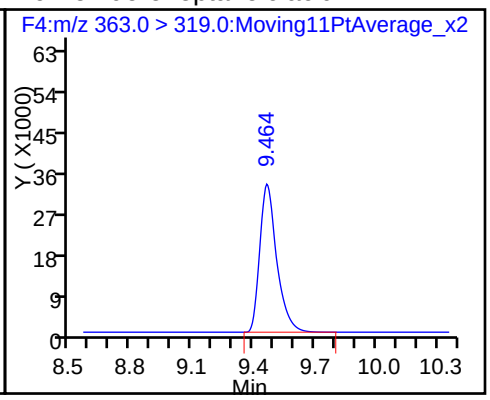

D 11 18O2 PFHxS

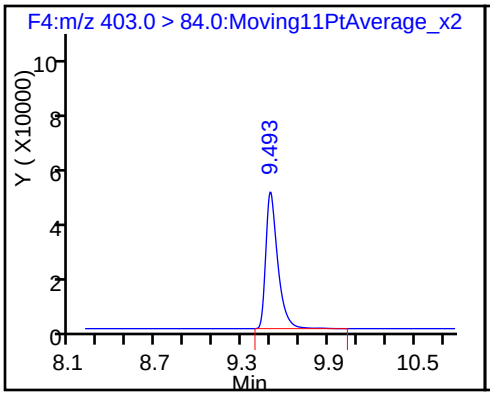

41 Perfluorohexanesulfonic acid

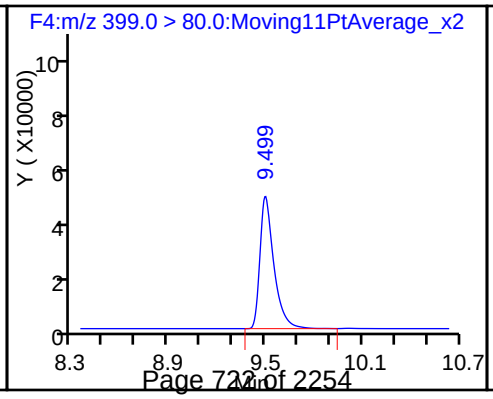

13 Perfluorooctanoic acid

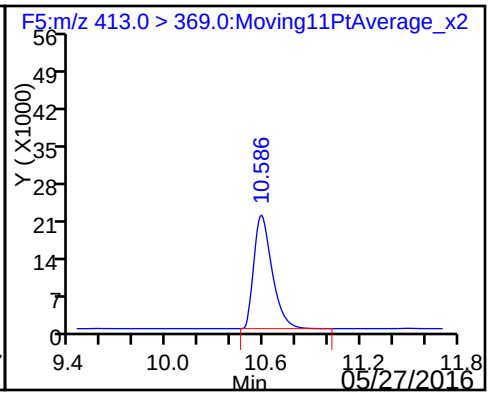

13 Perfluorooctanoic acid

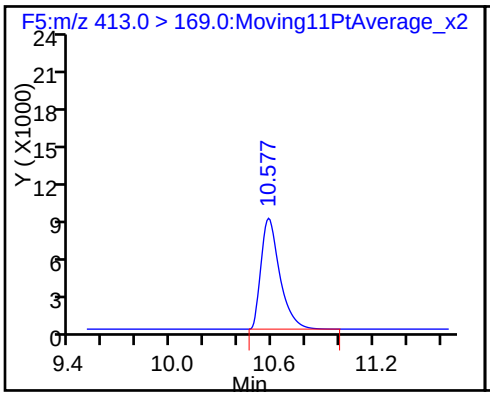

D 12 13C4 PFOA

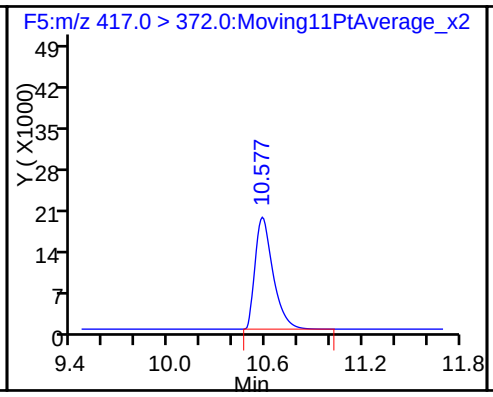

38 Perfluoroheptanesulfonic Acid

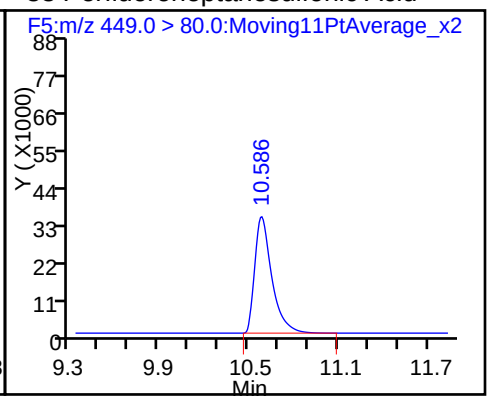

15 Perfluorooctane sulfonic acid

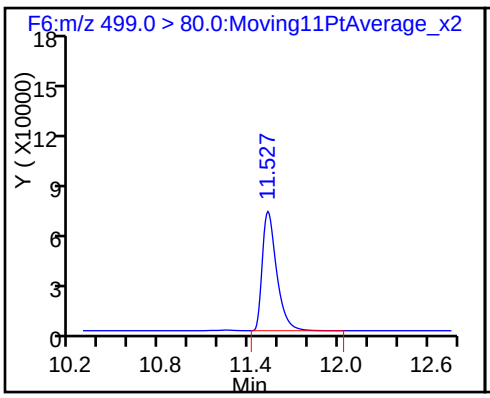

15 Perfluorooctane sulfonic acid

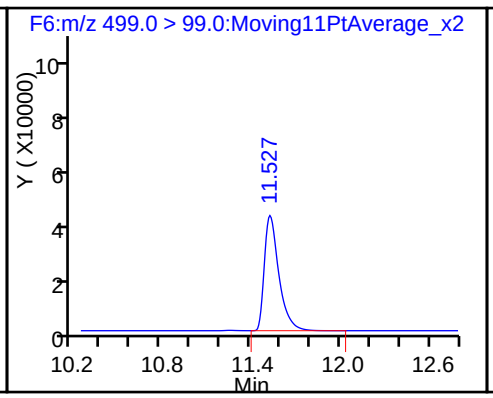

D 16 13C4 PFOS

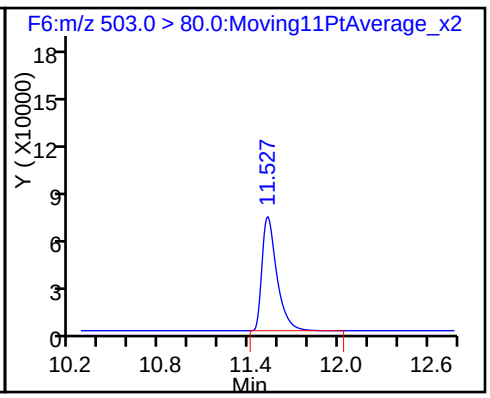

18 Perfluorononanoic acid

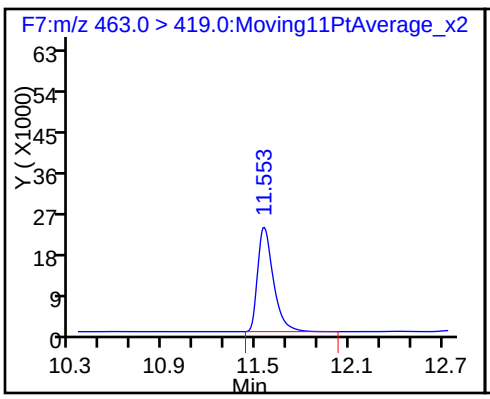

D 17 13C5 PFNA

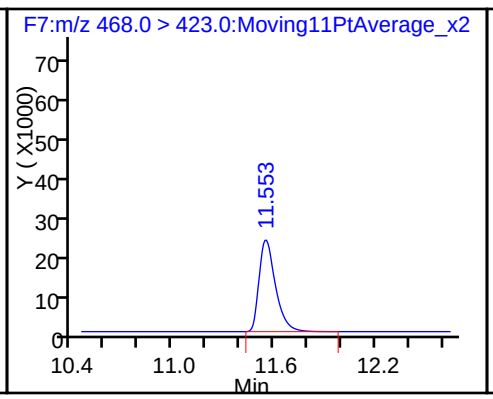

20 Perfluorodecanoic acid

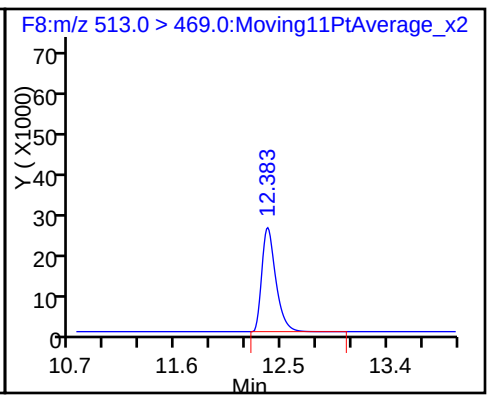

D 19 13C2 PFDA

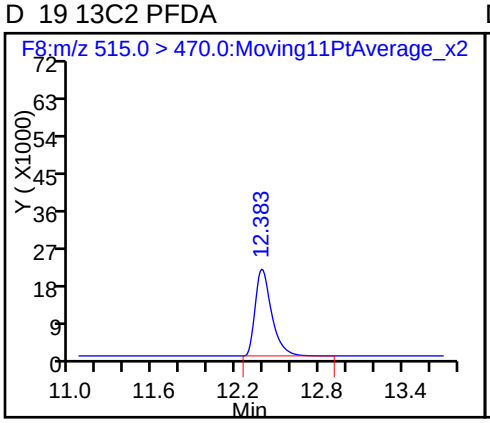

D 23 13C8 FOSA

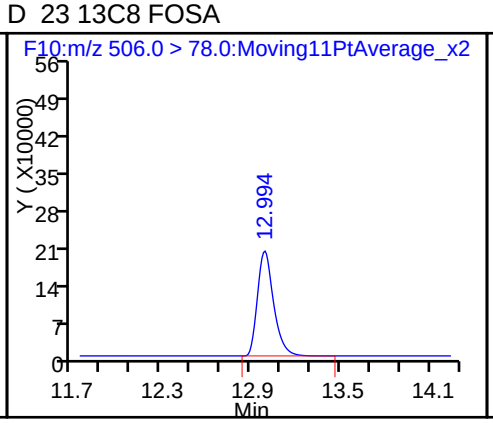

24 Perfluorooctane Sulfonamide

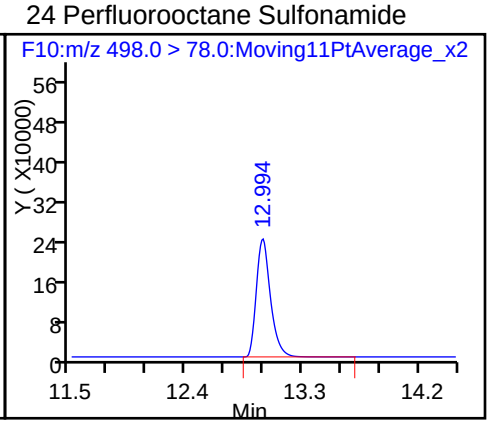

39 Perfluorodecane Sulfonic acid

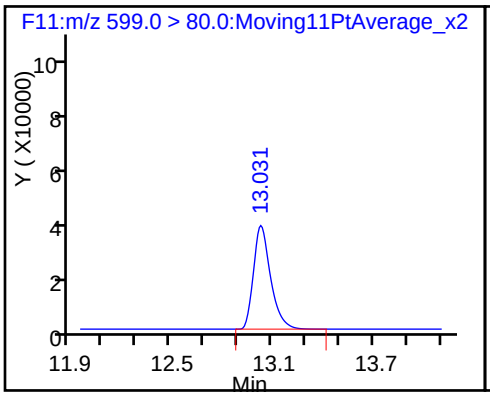

D 26 13C2 PFUnA

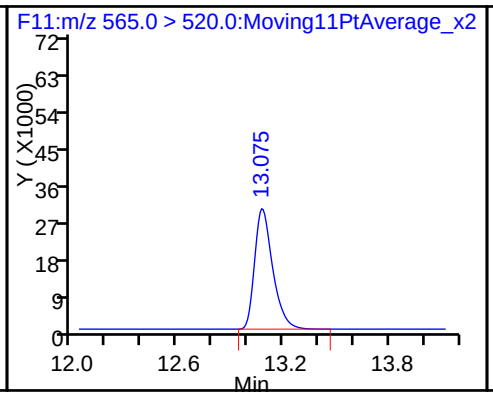

27 Perfluoroundecanoic acid

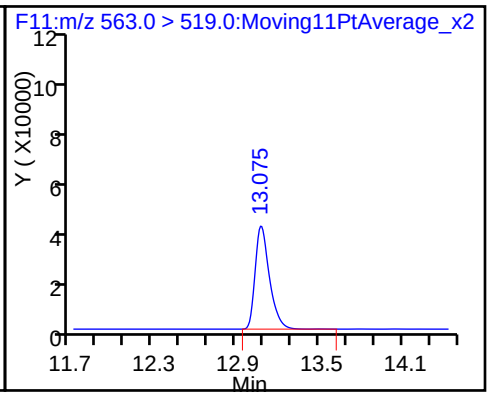

D 28 13C2 PFDoA

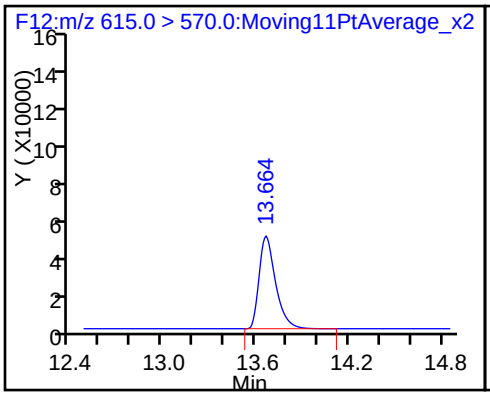

29 Perfluorododecanoic acid

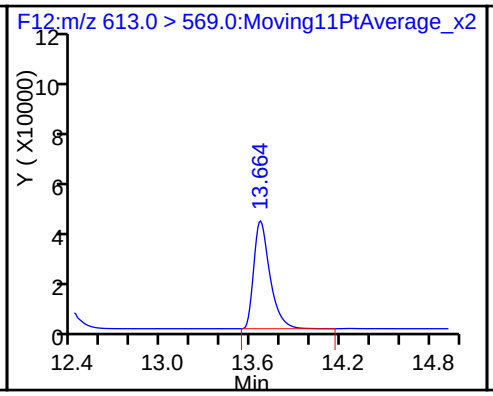

30 Perfluorotridecanoic acid

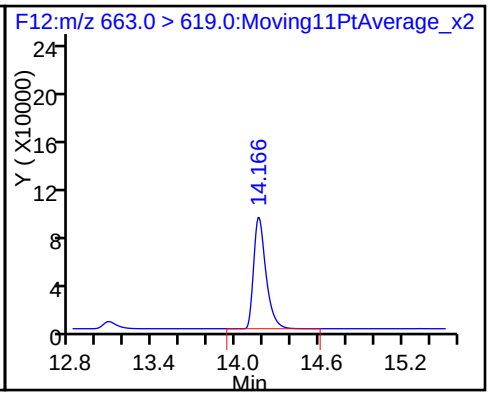

D 33 13C2-PFTeDA

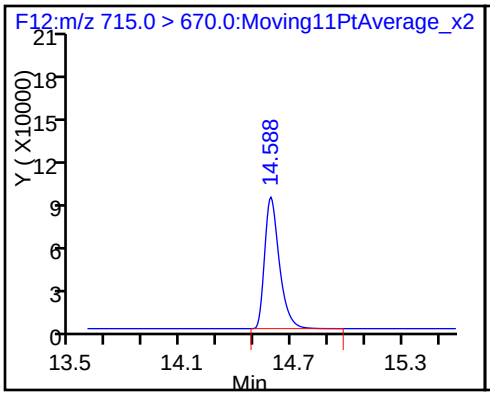

32 Perfluorotetradecanoic acid

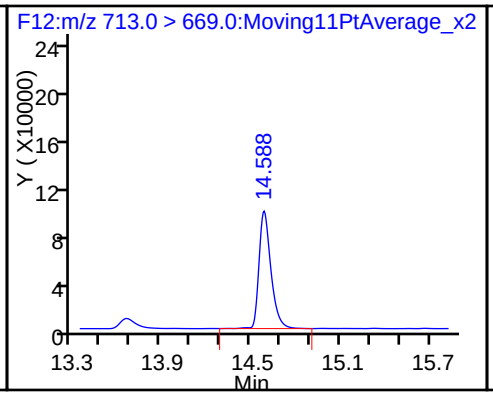

34 Perfluorohexadecanoic acid

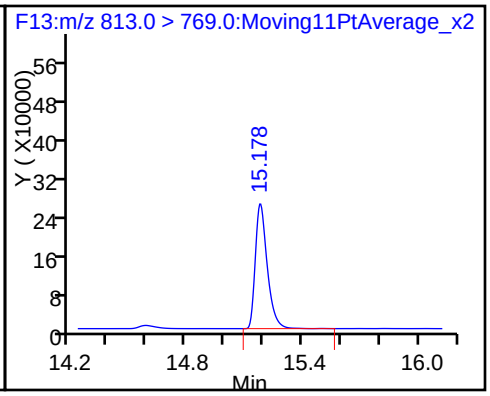

D 35 13C2-PFHxDA

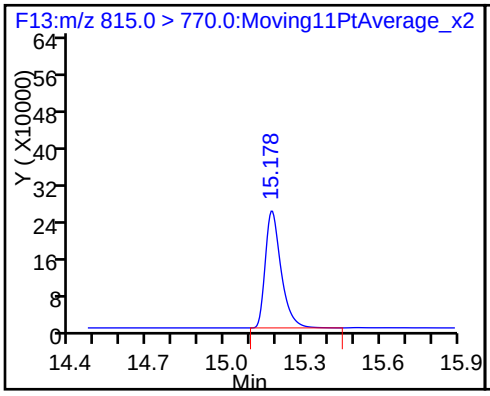

36 Perfluorooctandecanoic acid

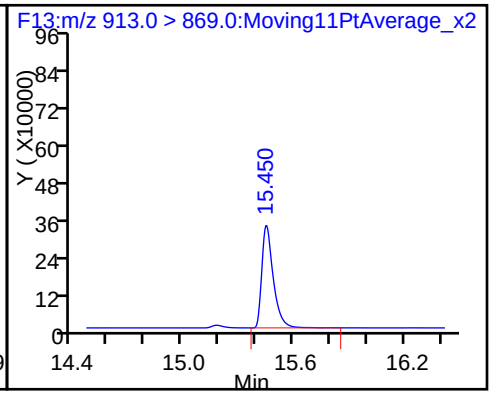

TestAmerica Sacramento
Target Compound Quantitation Report

Data File: \\ChromNA\Sacramento\ChromData\A6\20160524-31021.b\24MAY2016A6A_009.d
Lims ID: Std L6
Client ID:
Sample Type: IC Calib Level: 6
Inject. Date: 24-May-2016 18:53:25 ALS Bottle#: 14 Worklist Smp#: 9
Injection Vol: 15.0 ul Dil. Factor: 1.0000
Sample Info: STD L6
Misc. Info.: Acquity BEH 1.7um, 3X150mm T=50*C
Operator ID: JRB Instrument ID: A6
Sublist: chrom-PFAC_A6*sub9

Method: \\ChromNA\Sacramento\ChromData\A6\20160524-31021.b\PFAC_A6.m
Limit Group: LC PFC_DOD ICAL
Last Update: 25-May-2016 14:06:52 Calib Date: 24-May-2016 19:14:42
Integrator: Picker
Quant Method: Isotopic Dilution Quant By: Initial Calibration
Last ICal File: \\ChromNA\Sacramento\ChromData\A6\20160524-31021.b\24MAY2016A6A_010.d

Column 1 : Acquity BEH C18 (2.10 mm) Det: F1:MRM
Process Host: XAWRK049

Signal	RT	EXP RT	DLT RT	REL RT	Response	Amount ng/ml	Ratio(Limits)	%Rec	S/N	Flags
2 Perfluorobutyric acid										
212.9 > 169.0	5.791	5.791	0.0	1.000	282560	220.2		110	3471	
D 1 13C4 PFBA										
217.0 > 172.0	5.800	5.796	0.004		51257	42.1		84.1	2979	
D 3 13C5-PFPeA										
267.9 > 223.0	6.946	6.946	0.0		104324	44.0		88.0	4847	
4 Perfluoropentanoic acid										
262.9 > 219.0	6.951	6.949	0.002	1.000	483871	195.6		97.8	14795	
40 Perfluorobutanesulfonic acid										
298.9 > 80.0	7.071	7.074	-0.003	1.000	1262078	168.9		95.5		
5 Perfluorobutane Sulfonate										
298.9 > 80.0	7.071	7.074	-0.003	1.000	1262078	NC			688	
298.9 > 99.0	7.067	7.074	-0.007	0.999	558381		2.26(0.00-0.00)		1540	
D 6 13C2 PFHxA										
315.0 > 270.0	8.219	8.223	-0.004		124365	36.2		72.4	11213	
7 Perfluorohexanoic acid										
313.0 > 269.0	8.219	8.225	-0.006	1.000	491786	213.2		107	5927	
D 8 13C4-PFHpA										
367.0 > 322.0	9.452	9.459	-0.007		129064	35.8		71.6	11580	
9 Perfluoroheptanoic acid										
363.0 > 319.0	9.458	9.462	-0.004	1.000	555259	195.8		97.9	24489	
D 11 18O2 PFHxS										
403.0 > 84.0	9.493	9.494	-0.001		241061	43.6		92.2	4120	
10 Perfluorohexane Sulfonate										
399.0 > 80.0	9.493	9.495	-0.002	1.000	960243	NC			5433	
41 Perfluorohexanesulfonic acid										
399.0 > 80.0	9.493	9.495	-0.002	1.000	960243	191.1		101		

Signal	RT	EXP RT	DLT RT	REL RT	Response	Amount ng/ml	Ratio(Limits)	%Rec	S/N	Flags
13 Perfluorooctanoic acid										
413.0 > 369.0	10.568	10.573	-0.005	1.000	356123	182.7		91.3	1830	
413.0 > 169.0	10.568	10.573	-0.005	1.000	166130		2.14(0.00-0.00)	91.3	10669	
D 12 13C4 PFOA										
417.0 > 372.0	10.577	10.577	0.0		91496	25.2		50.4	5612	
14 Perfluoroheptane Sulfonate										
449.0 > 80.0	10.577	10.585	-0.008	1.000	796277	NC			16021	
38 Perfluoroheptanesulfonic Acid										
449.0 > 80.0	10.577	10.585	-0.008	1.000	796277	179.3		94.2		
15 Perfluorooctane sulfonic acid										
499.0 > 80.0	11.518	11.524	-0.006	1.000	1667222	197.0		103	667	
499.0 > 99.0	11.518	11.524	-0.006	1.000	970644		1.72(0.00-0.00)	103	7118	
D 16 13C4 PFOS										
503.0 > 80.0	11.518	11.524	-0.006		434368	43.7		91.3	31460	
18 Perfluorononanoic acid										
463.0 > 419.0	11.545	11.547	-0.002	1.000	444822	273.8		137	3180	
D 17 13C5 PFNA										
468.0 > 423.0	11.545	11.551	-0.006		88714	21.1		42.1	6021	
20 Perfluorodecanoic acid										
513.0 > 469.0	12.373	12.376	-0.003	1.000	582943	274.3		137	34940	
D 19 13C2 PFDA										
515.0 > 470.0	12.373	12.380	-0.007		86691	20.3		40.6	5276	
D 23 13C8 FOSA										
506.0 > 78.0	12.984	12.993	-0.009		1188273	40.4		80.8	78225	
24 Perfluorooctane Sulfonamide										
498.0 > 78.0	12.994	12.994	0.0	1.000	5622658	212.8		106	5773	
39 Perfluorodecane Sulfonic acid										
599.0 > 80.0	13.031	13.032	-0.001	1.000	864142	196.6		102		
25 Perfluorodecane Sulfonate										
599.0 > 80.0	13.031	13.032	-0.001	1.000	864142	NC			58581	
D 26 13C2 PFUnA										
565.0 > 520.0	13.075	13.079	-0.004		144515	26.2		52.5	9864	
27 Perfluoroundecanoic acid										
563.0 > 519.0	13.084	13.082	0.002	1.000	745515	205.3		103	2485	
D 28 13C2 PFDoA										
615.0 > 570.0	13.673	13.667	0.006		243100	33.9		67.8	6467	
29 Perfluorododecanoic acid										
613.0 > 569.0	13.673	13.667	0.006	1.000	1085132	219.0		109	1940	
30 Perfluorotridecanoic acid										
663.0 > 619.0	14.173	14.166	0.007	1.000	1405333	195.4		97.7	2774	
D 33 13C2-PFTeDA										
715.0 > 670.0	14.594	14.589	0.005		359134	34.2		68.5	10438	
32 Perfluorotetradecanoic acid										
713.0 > 669.0	14.594	14.590	0.004	1.000	1598285	205.5		103	1559	
34 Perfluorohexadecanoic acid										
813.0 > 769.0	15.178	15.179	-0.001	1.000	3677680	227.3		114	2940	
D 35 13C2-PFHxDA										
815.0 > 770.0	15.178	15.180	-0.002		914173	42.6		85.2	5088	

Signal	RT	EXP RT	DLT RT	REL RT	Response	Amount ng/ml	Ratio(Limits)	%Rec	S/N	Flags
36 Perfluorooctandecanoic acid										
913.0 > 869.0	15.449	15.450	-0.001	1.000	4970845	251.1		126	5172	

QC Flag Legend

Processing Flags

NC - Not Calibrated

Reagents:

LCPFC-L6_00017 Amount Added: 1.00 Units: mL

Report Date: 25-May-2016 14:06:52 Chrom Revision: 2.2 20-Apr-2016 13:59:46

TestAmerica Sacramento

Data File: \\ChromNA\Sacramento\ChromData\A6\20160524-31021.b\24MAY2016A6A_009.d

Injection Date: 24-May-2016 18:53:25 Instrument ID: A6

Lims ID: Std L6

Client ID:

Operator ID: JRB ALS Bottle#: 14 Worklist Smp#: 9

Injection Vol: 15.0 ul Dil. Factor: 1.0000

Method: PFAC_A6 Limit Group: LC PFC_DOD ICAL

2 Perfluorobutyric acid

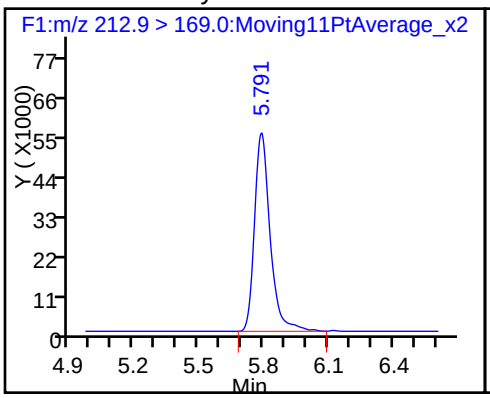

D 1 13C4 PFBA

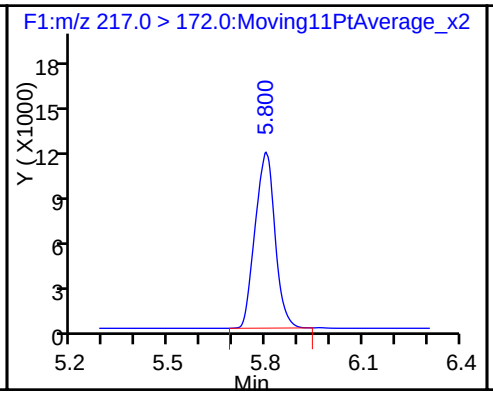

D 3 13C5-PFPeA

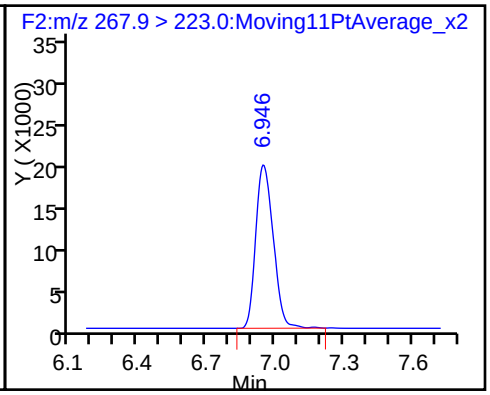

4 Perfluoropentanoic acid

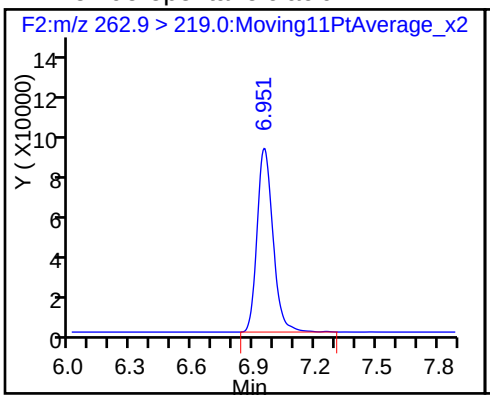

40 Perfluorobutanesulfonic acid

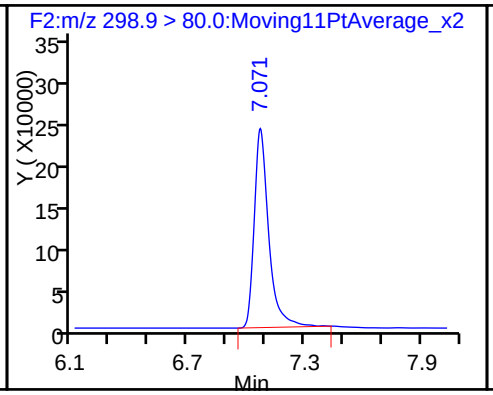

D 6 13C2 PFHxA

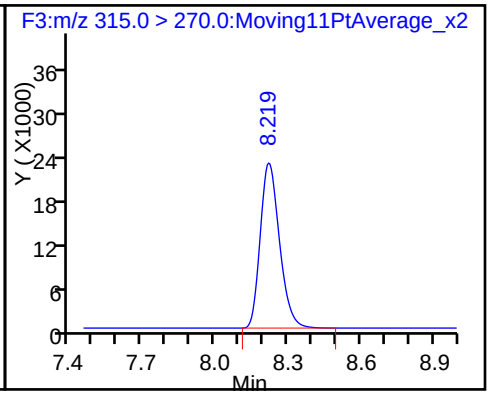

7 Perfluorohexanoic acid

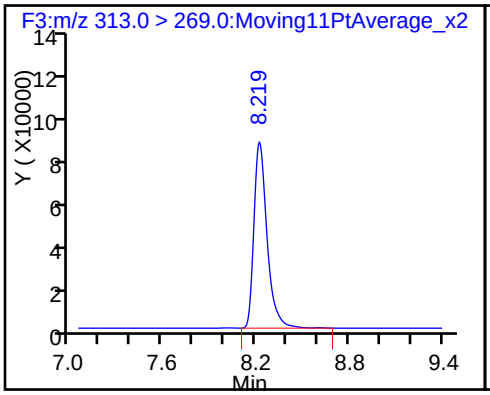

D 8 13C4-PFHpA

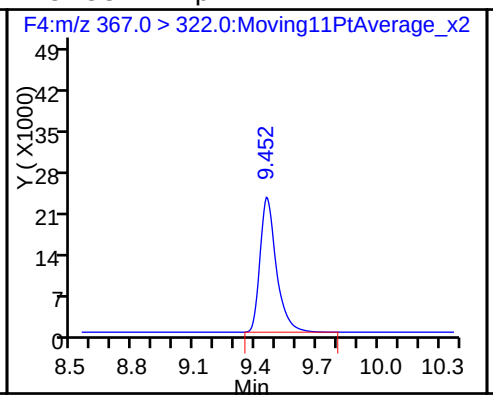

9 Perfluoroheptanoic acid

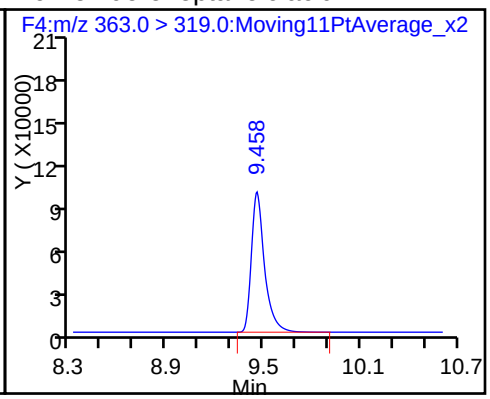

D 11 18O2 PFHxS

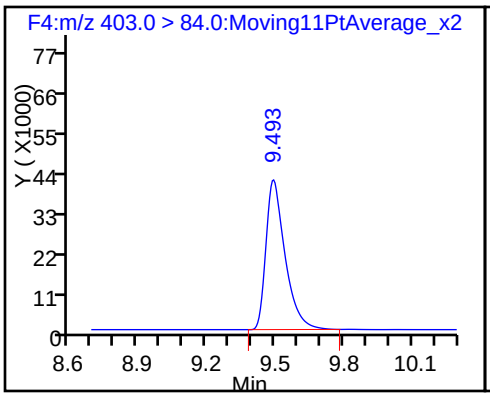

41 Perfluorohexanesulfonic acid

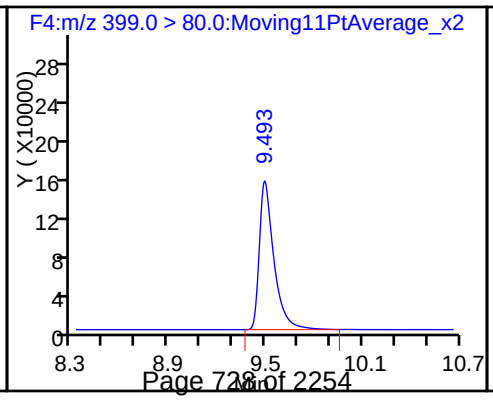

13 Perfluorooctanoic acid

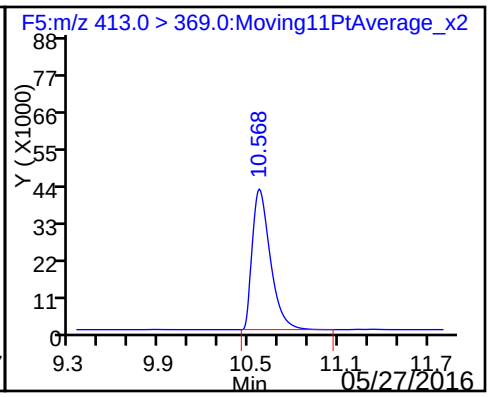

13 Perfluorooctanoic acid

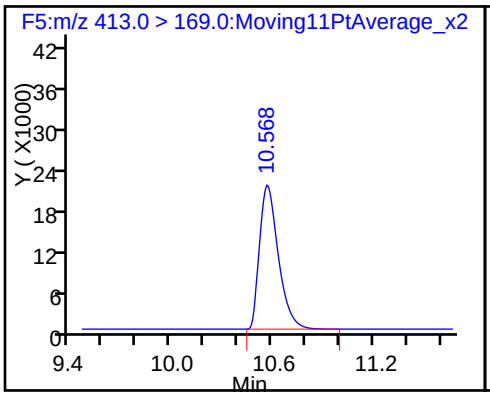

D 12 13C4 PFOA

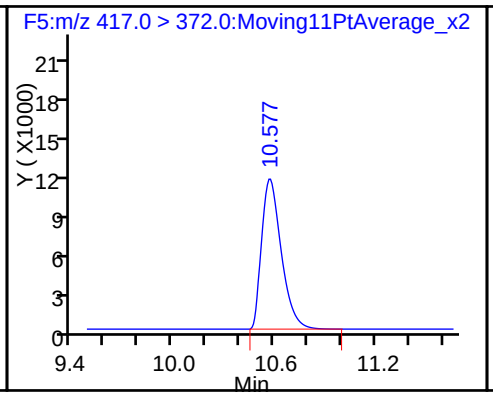

38 Perfluoroheptanesulfonic Acid

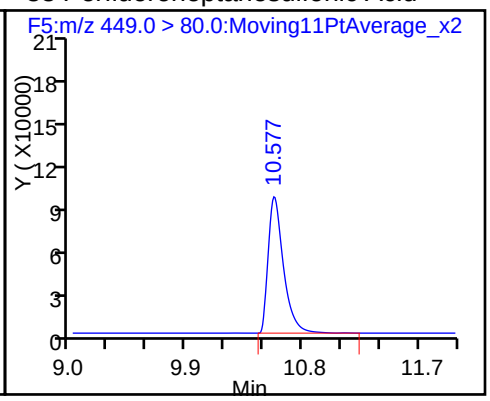

15 Perfluorooctane sulfonic acid

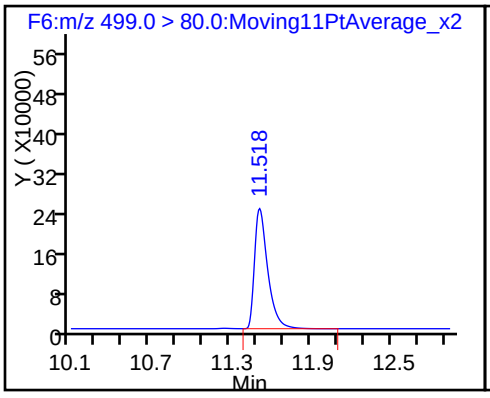

15 Perfluorooctane sulfonic acid

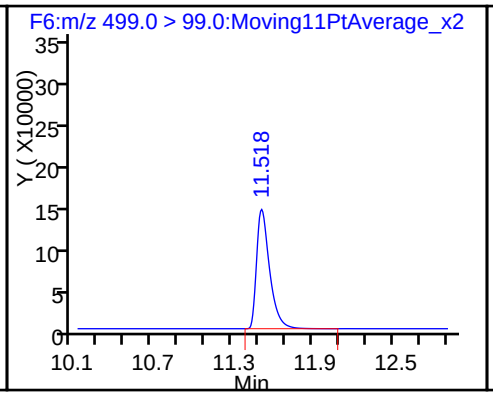

D 16 13C4 PFOS

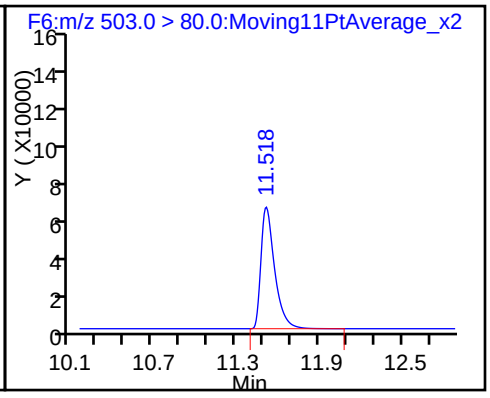

18 Perfluorononanoic acid

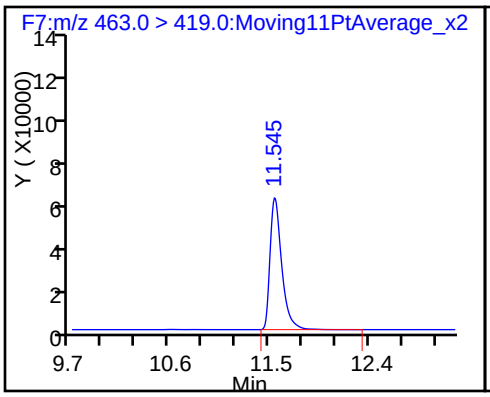

D 17 13C5 PFNA

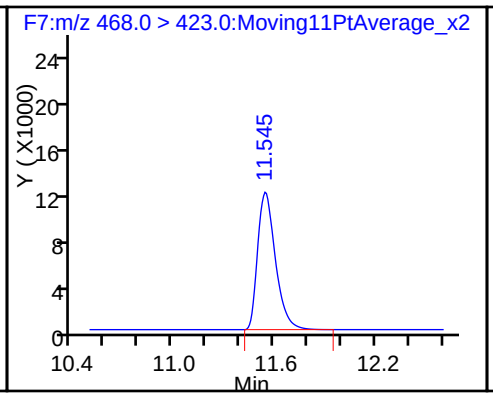

20 Perfluorodecanoic acid

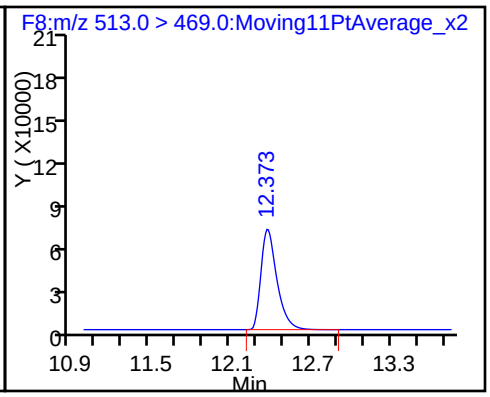

D 19 13C2 PFDA

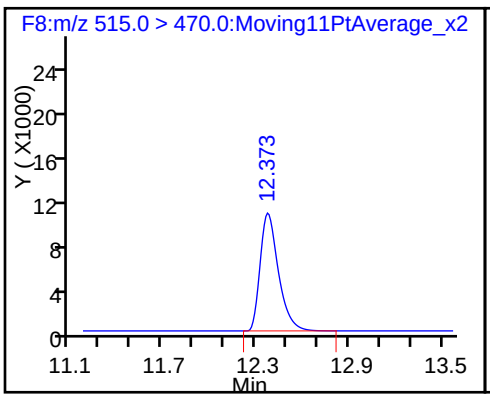

D 23 13C8 FOSA

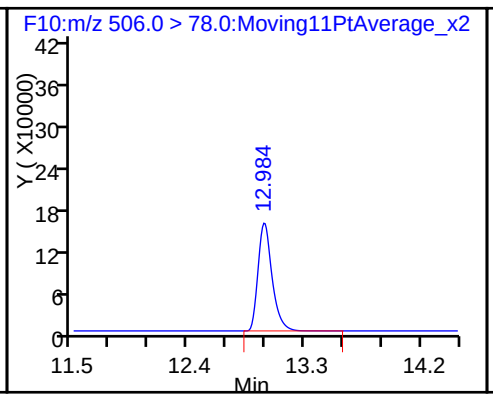

24 Perfluorooctane Sulfonamide

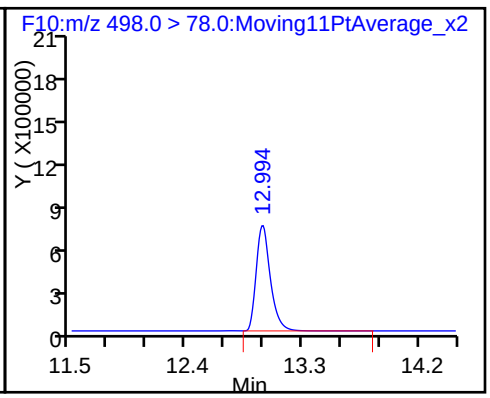

39 Perfluorodecane Sulfonic acid

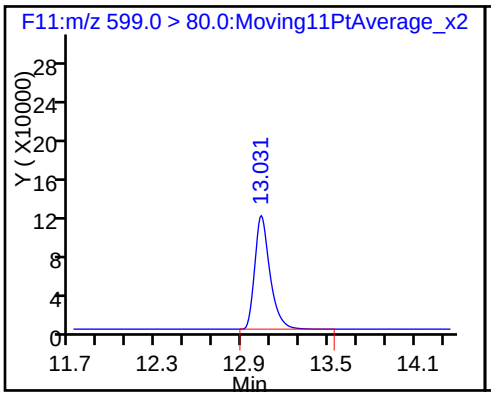

D 26 13C2 PFUnA

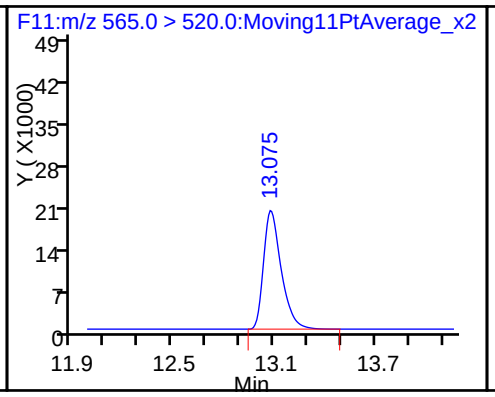

27 Perfluoroundecanoic acid

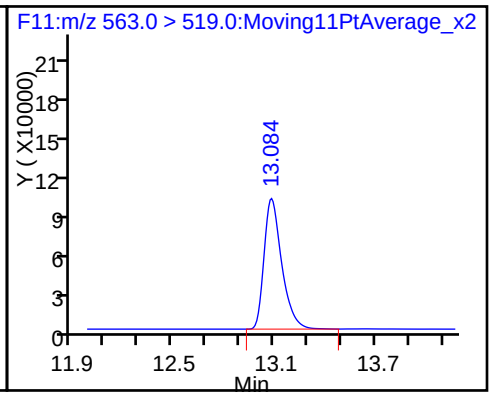

D 28 13C2 PFDoA

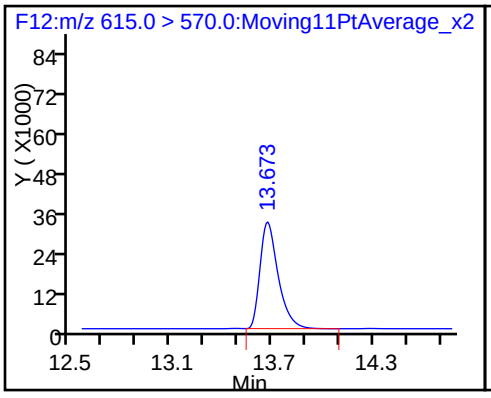

29 Perfluorododecanoic acid

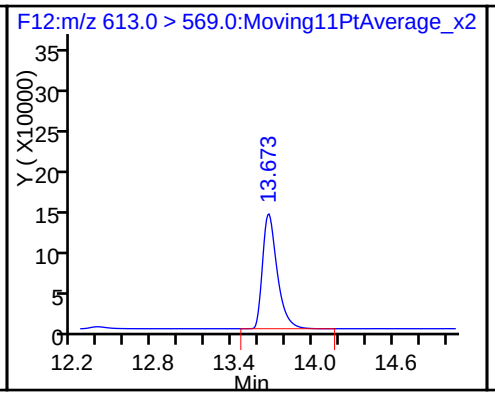

30 Perfluorotridecanoic acid

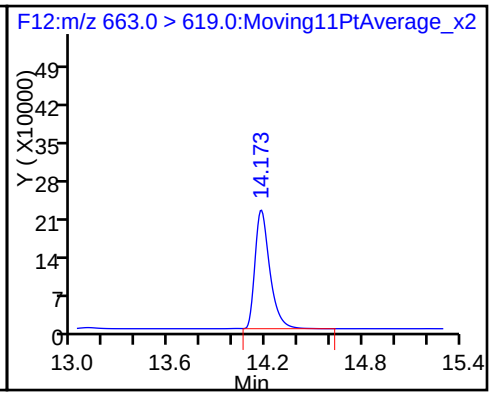

D 33 13C2-PFTeDA

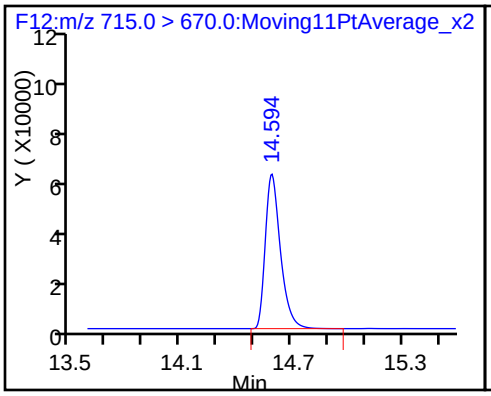

32 Perfluorotetradecanoic acid

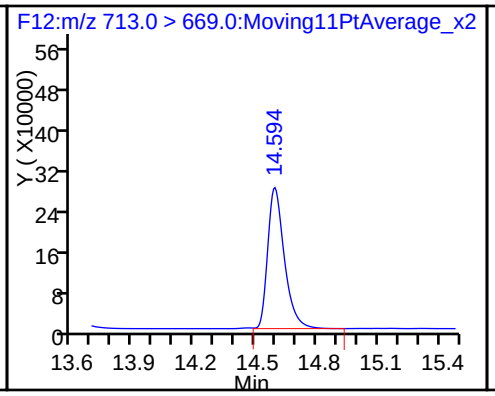

34 Perfluorohexadecanoic acid

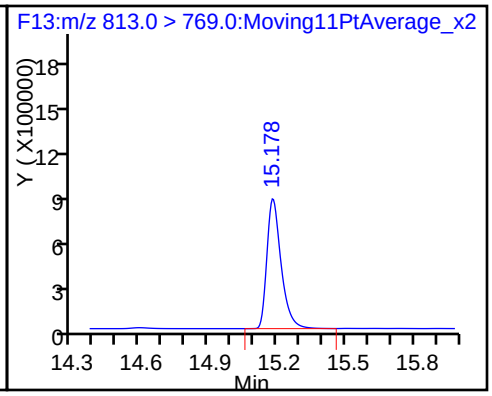

D 35 13C2-PFHxDA

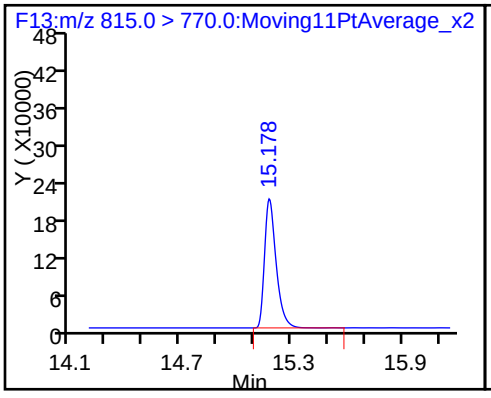

36 Perfluorooctandecanoic acid

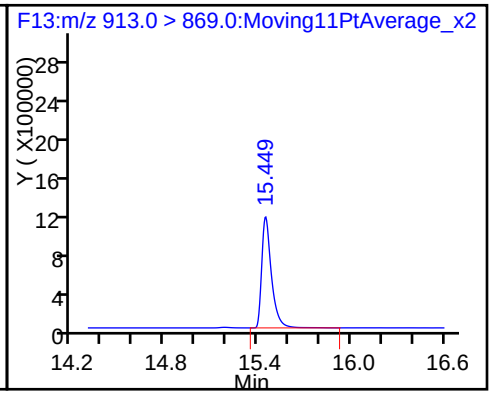

TestAmerica Sacramento
Target Compound Quantitation Report

Data File: \\ChromNA\Sacramento\ChromData\A6\20160524-31021.b\24MAY2016A6A_010.d
Lims ID: Std L7
Client ID:
Sample Type: IC Calib Level: 7
Inject. Date: 24-May-2016 19:14:42 ALS Bottle#: 15 Worklist Smp#: 10
Injection Vol: 15.0 ul Dil. Factor: 1.0000
Sample Info: STD L7
Misc. Info.: Acquity BEH 1.7um, 3X150mm T=50*C
Operator ID: JRB Instrument ID: A6
Sublist: chrom-PFAC_A6*sub9

Method: \\ChromNA\Sacramento\ChromData\A6\20160524-31021.b\PFAC_A6.m
Limit Group: LC PFC_DOD ICAL
Last Update: 25-May-2016 14:07:05 Calib Date: 24-May-2016 19:14:42
Integrator: Picker
Quant Method: Isotopic Dilution Quant By: Initial Calibration
Last ICal File: \\ChromNA\Sacramento\ChromData\A6\20160524-31021.b\24MAY2016A6A_010.d

Column 1 : Acquity BEH C18 (2.10 mm) Det: F1:MRM
Process Host: XAWRK049

First Level Reviewer: westendorfc Date: 25-May-2016 09:09:15

Signal	RT	EXP RT	DLT RT	REL RT	Response	Amount ng/ml	Ratio(Limits)	%Rec	S/N	Flags
2 Perfluorobutyric acid										
212.9 > 169.0	5.794	5.791	0.003	1.000	480936	448.3		112	30992	
D 1 13C4 PFBA										
217.0 > 172.0	5.803	5.796	0.007		42763	35.1		70.2	3993	
D 3 13C5-PFPeA										
267.9 > 223.0	6.946	6.946	0.0		75925	32.0		64.1	6422	
4 Perfluoropentanoic acid										
262.9 > 219.0	6.951	6.949	0.002	1.000	737184	408.9		102	763	
40 Perfluorobutanesulfonic acid										
298.9 > 80.0	7.071	7.074	-0.003	1.000	2378342	360.5		102		
5 Perfluorobutane Sulfonate										
298.9 > 80.0	7.071	7.074	-0.003	1.000	2378342	NC			1609	
298.9 > 99.0	7.071	7.074	-0.003	1.000	1068357		2.23(0.00-0.00)		1247	
D 6 13C2 PFHxA										
315.0 > 270.0	8.230	8.223	0.007		100843	29.3		58.7	8755	
7 Perfluorohexanoic acid										
313.0 > 269.0	8.225	8.225	0.0	1.000	879336	469.3		117	2846	
D 8 13C4-PFHpA										
367.0 > 322.0	9.446	9.459	-0.013		98014	27.2		54.3	8884	
9 Perfluoroheptanoic acid										
363.0 > 319.0	9.452	9.462	-0.010	1.000	934808	433.6		108	10544	
D 11 18O2 PFHxS										
403.0 > 84.0	9.487	9.494	-0.007		212821	38.5		81.4	17795	
10 Perfluorohexane Sulfonate										
399.0 > 80.0	9.487	9.495	-0.008	1.000	1663673	NC			21467	
41 Perfluorohexanesulfonic acid										
399.0 > 80.0	9.487	9.495	-0.008	1.000	1663673	375.0		99.1		

Signal	RT	EXP RT	DLT RT	REL RT	Response	Amount ng/ml	Ratio(Limits)	%Rec	S/N	Flags
13 Perfluorooctanoic acid										
413.0 > 369.0	10.568	10.573	-0.005	1.000	630418	498.2		125	2201	
413.0 > 169.0	10.568	10.573	-0.005	1.000	262989		2.40(0.00-0.00)	125	15603	
D 12 13C4 PFOA										
417.0 > 372.0	10.577	10.577	0.0		61823	17.0		34.1	3730	
14 Perfluoroheptane Sulfonate										
449.0 > 80.0	10.577	10.585	-0.008	1.000	1402764	NC			5422	
38 Perfluoroheptanesulfonic Acid										
449.0 > 80.0	10.577	10.585	-0.008	1.000	1402764	362.3		95.1		
15 Perfluorooctane sulfonic acid										
499.0 > 80.0	11.518	11.524	-0.006	1.000	3093589	419.2		110	848	
499.0 > 99.0	11.518	11.524	-0.006	1.000	1782798		1.74(0.00-0.00)	110	7596	
D 16 13C4 PFOS										
503.0 > 80.0	11.518	11.524	-0.006		378731	38.1		79.6	27398	
18 Perfluorononanoic acid										
463.0 > 419.0	11.553	11.547	0.006	1.000	629734	549.6		137	14015	
D 17 13C5 PFNA										
468.0 > 423.0	11.553	11.551	0.002		62575	14.9		29.7	4265	
20 Perfluorodecanoic acid										
513.0 > 469.0	12.383	12.376	0.007	1.000	764487	625.9		156	14620	
D 19 13C2 PFDA										
515.0 > 470.0	12.393	12.380	0.013		49786	11.6		23.3	2872	
D 23 13C8 FOSA										
506.0 > 78.0	12.994	12.993	0.001		1207359	41.0		82.1	53102	
24 Perfluorooctane Sulfonamide										
498.0 > 78.0	12.994	12.994	0.0	1.000	10759050	400.7		100	3964	
39 Perfluorodecane Sulfonic acid										
599.0 > 80.0	13.041	13.032	0.009	1.000	1460173	381.1		98.8		
25 Perfluorodecane Sulfonate										
599.0 > 80.0	13.041	13.032	0.009	1.000	1460173	NC			32714	
D 26 13C2 PFUnA										
565.0 > 520.0	13.094	13.079	0.015		124337	22.6		45.1	8600	
27 Perfluoroundecanoic acid										
563.0 > 519.0	13.094	13.082	0.012	1.000	1174235	376.3		94.1	1771	
D 28 13C2 PFDoA										
615.0 > 570.0	13.676	13.667	0.009		211043	29.4		58.9	13719	
29 Perfluorododecanoic acid										
613.0 > 569.0	13.676	13.667	0.009	1.000	1560769	362.8		90.7	3244	
30 Perfluorotridecanoic acid										
663.0 > 619.0	14.167	14.166	0.001	1.000	2163423	346.6		86.6	2620	
D 33 13C2-PFTeDA										
715.0 > 670.0	14.583	14.589	-0.006		326798	31.2		62.3	14251	
32 Perfluorotetradecanoic acid										
713.0 > 669.0	14.583	14.590	-0.007	1.000	2679987	397.0		99.3	1786	
34 Perfluorohexadecanoic acid										
813.0 > 769.0	15.175	15.179	-0.004	1.000	6440831	459.7		115	3339	
D 35 13C2-PFHxDA										
815.0 > 770.0	15.175	15.180	-0.005		837620	39.0		78.1	11251	

Signal	RT	EXP RT	DLT RT	REL RT	Response	Amount ng/ml	Ratio(Limits)	%Rec	S/N	Flags
36 Perfluorooctandecanoic acid										
913.0 > 869.0	15.446	15.450	-0.004	1.000	9902853	576.2		144	4788	

QC Flag Legend

Processing Flags

NC - Not Calibrated

Reagents:

LCPFC-L7_00017 Amount Added: 1.00 Units: mL

Report Date: 25-May-2016 14:07:06 Chrom Revision: 2.2 20-Apr-2016 13:59:46

TestAmerica Sacramento

Data File: \\ChromNA\Sacramento\ChromData\A6\20160524-31021.b\24MAY2016A6A_010.d

Injection Date: 24-May-2016 19:14:42 Instrument ID: A6

Lims ID: Std L7

Client ID:

Operator ID: JRB ALS Bottle#: 15 Worklist Smp#: 10

Injection Vol: 15.0 ul Dil. Factor: 1.0000

Method: PFAC_A6 Limit Group: LC PFC_DOD ICAL

2 Perfluorobutyric acid

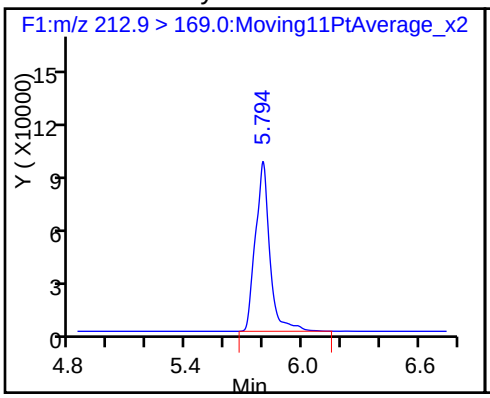

D 1 13C4 PFBA

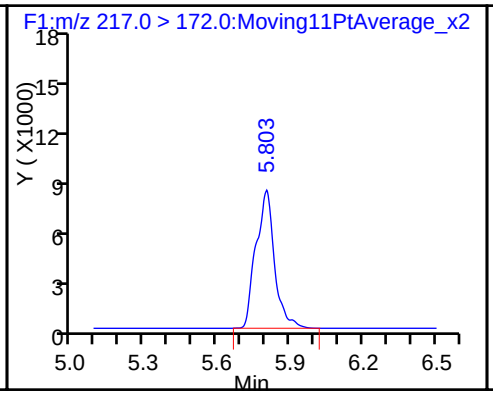

D 3 13C5-PFPeA

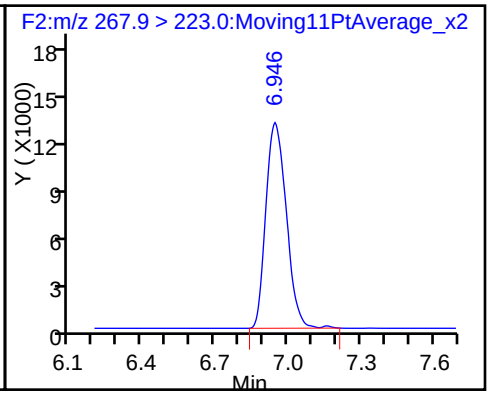

4 Perfluoropentanoic acid

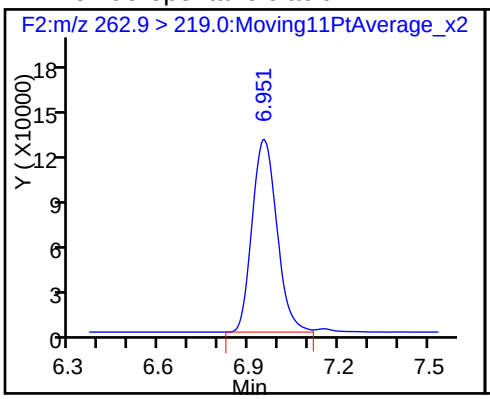

40 Perfluorobutanesulfonic acid

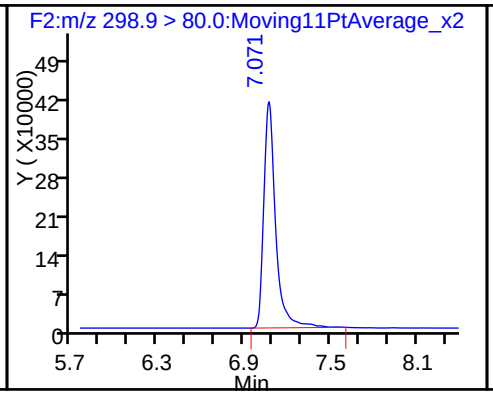

D 6 13C2 PFHxA

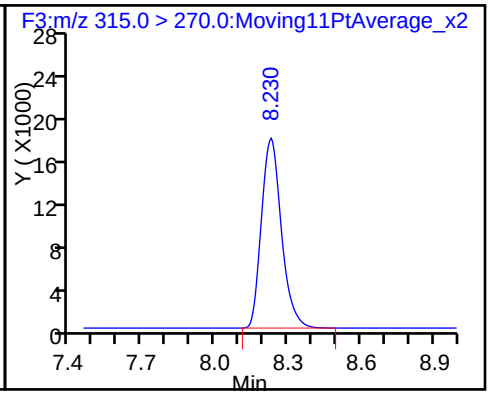

7 Perfluorohexanoic acid

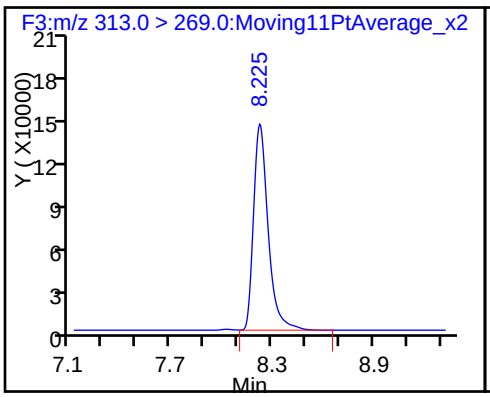

D 8 13C4-PFHpA

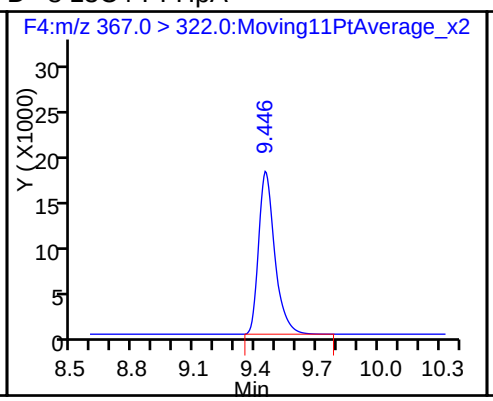

9 Perfluoroheptanoic acid

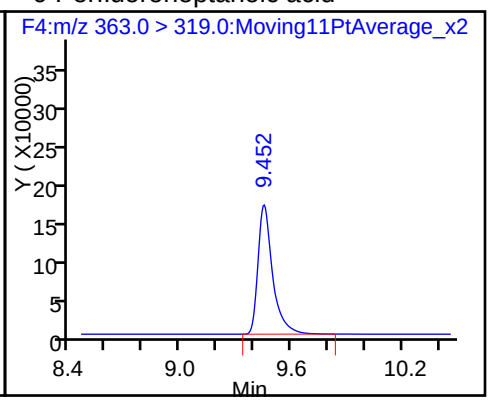

D 11 18O2 PFHxS

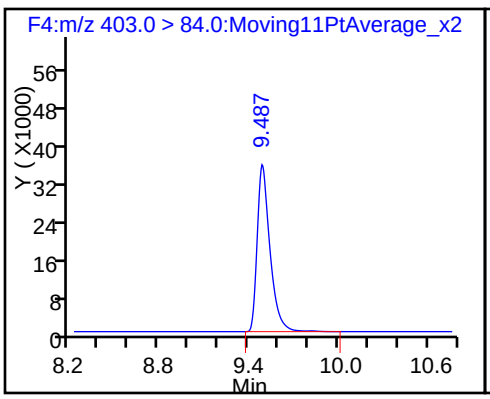

41 Perfluorohexanesulfonic acid

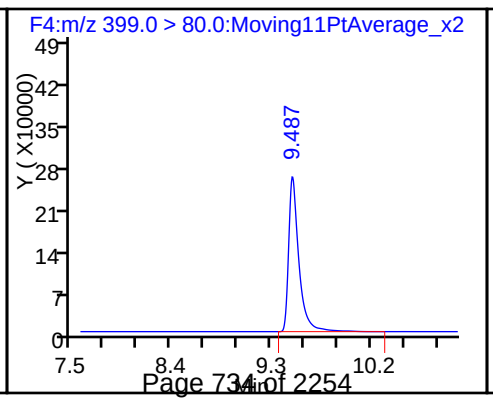

13 Perfluorooctanoic acid

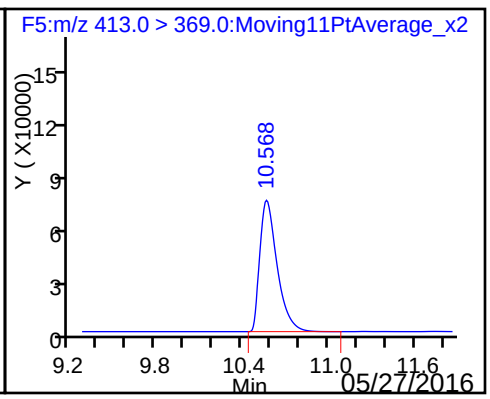

13 Perfluorooctanoic acid

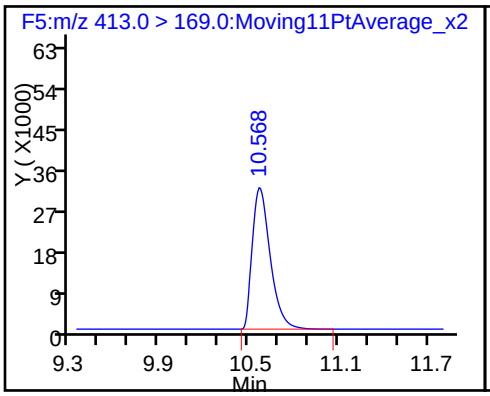

D 12 13C4 PFOA

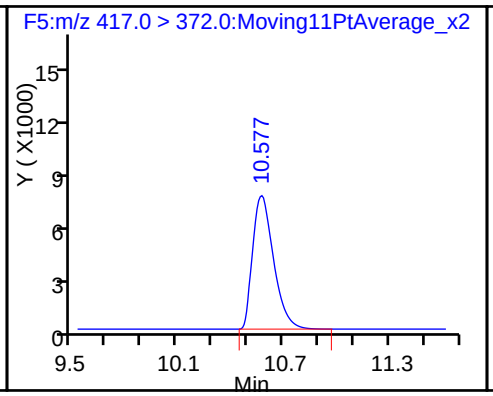

38 Perfluoroheptanesulfonic Acid

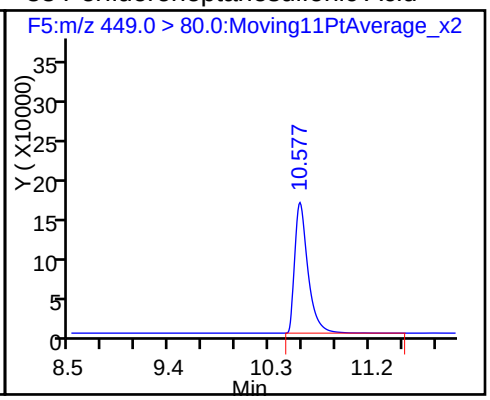

15 Perfluorooctane sulfonic acid

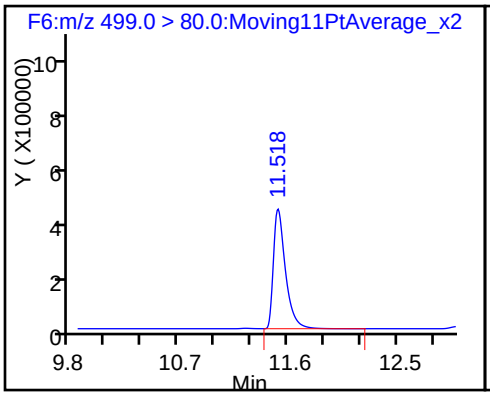

15 Perfluorooctane sulfonic acid

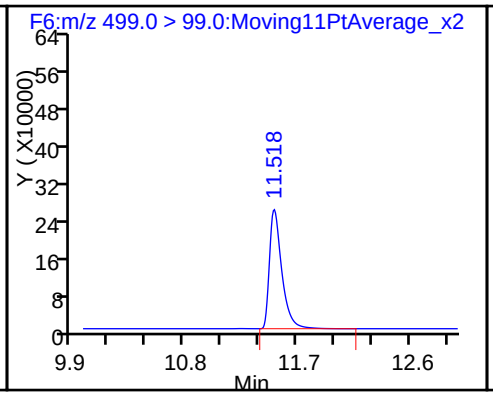

D 16 13C4 PFOS

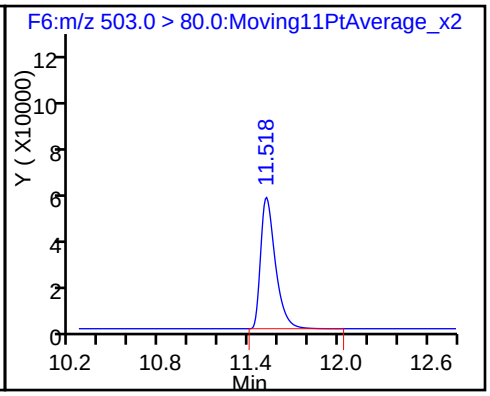

18 Perfluorononanoic acid

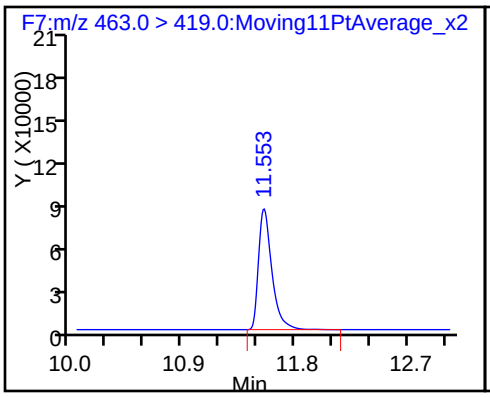

D 17 13C5 PFNA

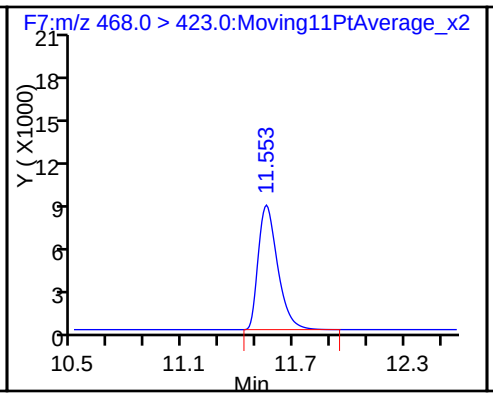

20 Perfluorodecanoic acid

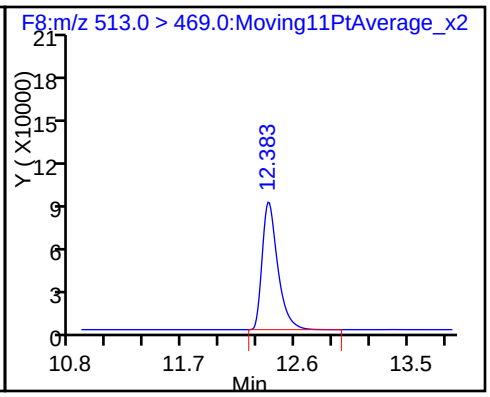

D 19 13C2 PFDA

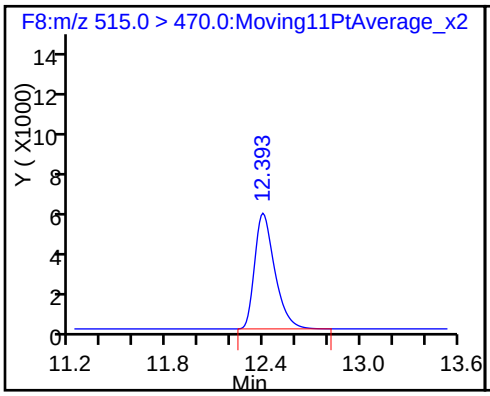

D 23 13C8 FOSA

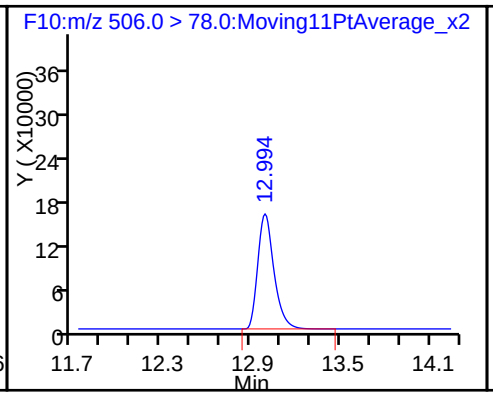

24 Perfluorooctane Sulfonamide

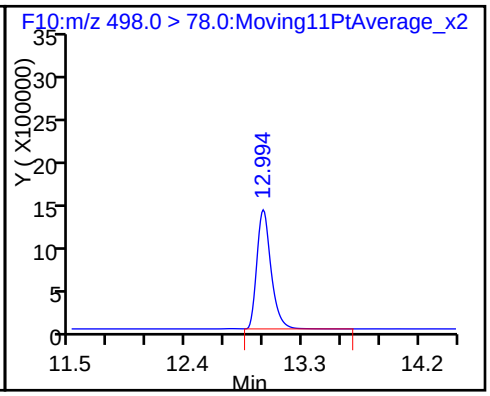

39 Perfluorodecane Sulfonic acid

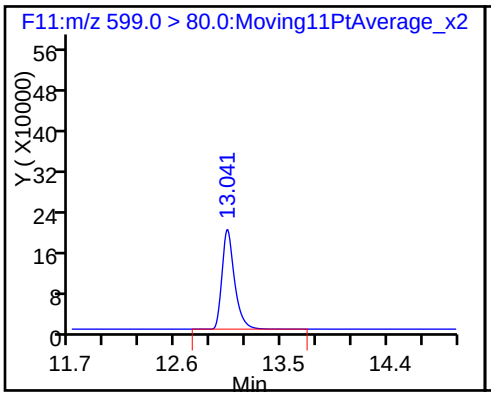

D 26 13C2 PFUnA

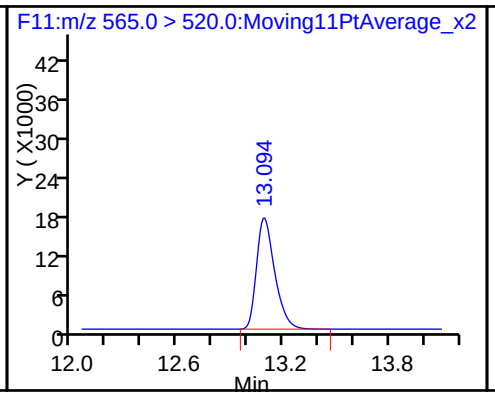

27 Perfluoroundecanoic acid

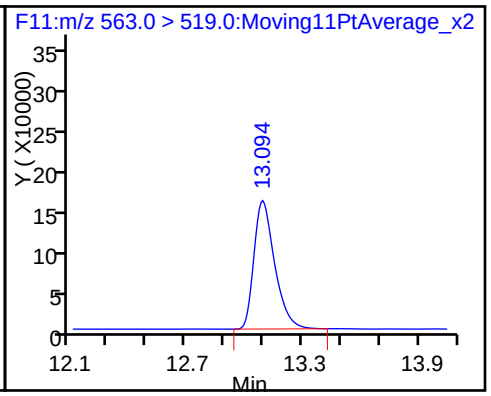

D 28 13C2 PFDoA

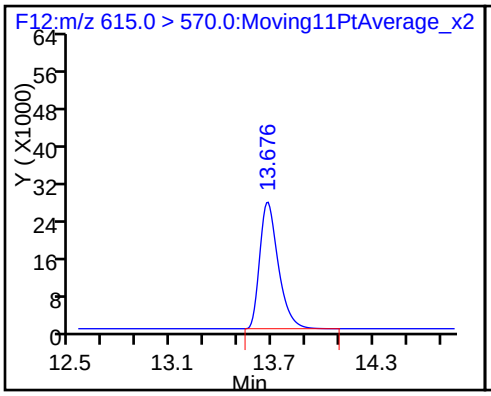

29 Perfluorododecanoic acid

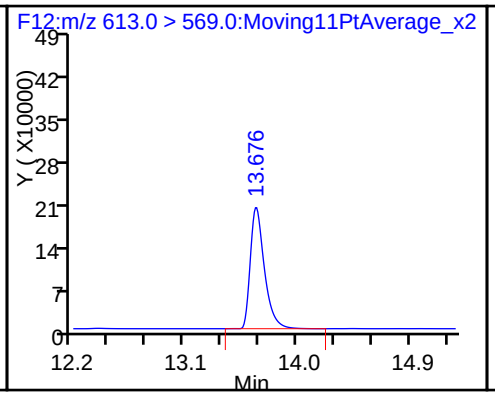

30 Perfluorotridecanoic acid

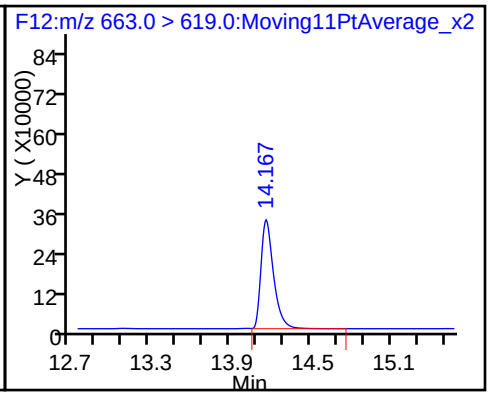

D 33 13C2-PFTeDA

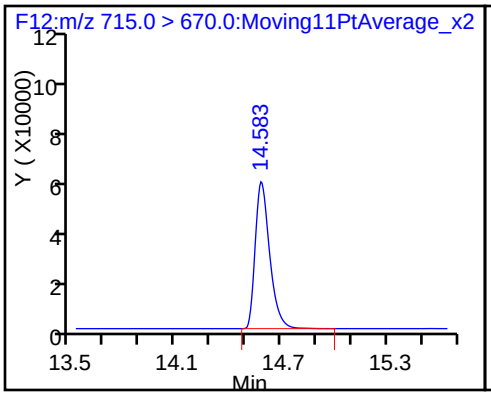

32 Perfluorotetradecanoic acid

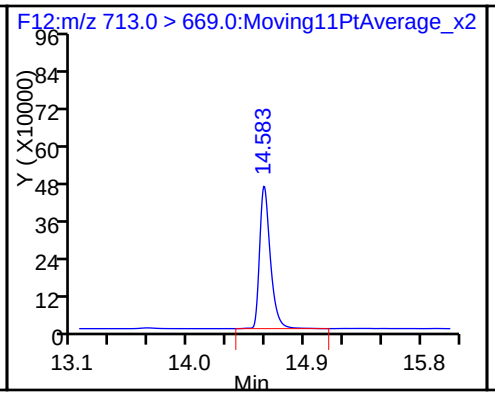

34 Perfluorohexadecanoic acid

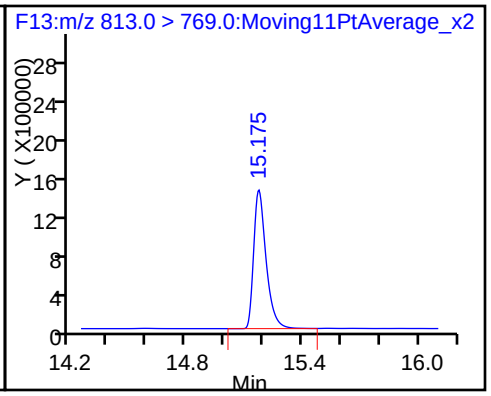

D 35 13C2-PFHxDA

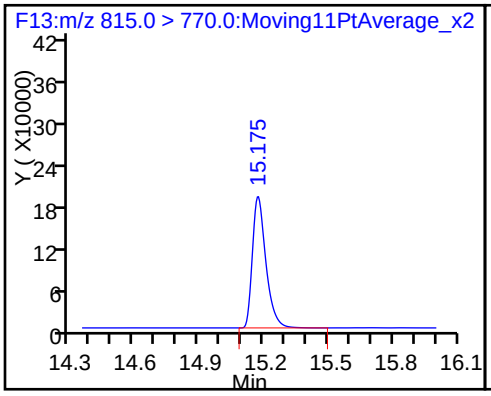

36 Perfluorooctandecanoic acid

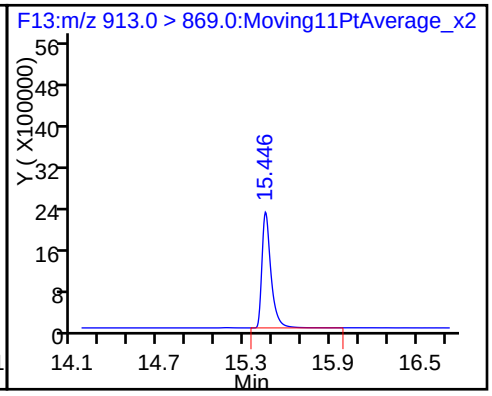

FORM VII
LCMS CONTINUING CALIBRATION DATA

Lab Name: TestAmerica Sacramento Job No.: 320-18794-1

SDG No.:

Lab Sample ID: ICV 320-111390/13 Calibration Date: 05/25/2016 19:44

Instrument ID: A4 Calib Start Date: 05/25/2016 16:55

GC Column: Acquity ID: 2.10(mm) Calib End Date: 05/25/2016 19:01

Lab File ID: 25MAY2016B4A_013.d Conc. Units: ng/mL

ANALYTE	CURVE TYPE	AVE RRF	RRF	MIN RRF	CALC AMOUNT	SPIKE AMOUNT	%D	MAX %D
Perfluorobutanoic acid (PFBA)	AveID	0.6418	0.6042		47.1	50.0	-5.9	25.0
Perfluoropentanoic acid (PFPeA)	AveID	0.5079	0.4357		42.9	50.0	-14.2	25.0
Perfluorobutanesulfonic acid (PFBS)	L2ID	0.7655	0.6286		38.0	44.3	-14.2	25.0
Perfluorohexanoic acid (PFHxA)	L1ID		0.4002		44.4	50.0	-11.2	25.0
Perfluoroheptanoic acid (PFHpA)	L2ID		0.4343		44.9	50.0	-10.1	25.0
Perfluorohexanesulfonic acid (PFHxS)	AveID	1.705	1.616		44.7	47.3	-5.2	25.0
Perfluorooctanoic acid (PFOA)	L1ID	0.4698	0.4140		45.7	50.0	-8.6	25.0
Perfluoroheptanesulfonic Acid (PFHpS)	L2ID	7.344	7.099		43.6	47.6	-8.3	25.0
Perfluorooctanesulfonic acid (PFOS)	L1ID	11.43	11.46		39.8	47.8	-16.7	25.0
Perfluorononanoic acid (PFNA)	L2ID		1.183		48.1	50.0	-3.9	25.0
Perfluorodecanoic acid (PFDA)	AveID	1.039	1.015		48.8	50.0	-2.3	25.0
Perfluorooctane Sulfonamide (FOSA)	AveID	1.069	0.9064		42.4	50.0	-15.2	25.0
Perfluorodecanesulfonic acid (PFDS)	AveID	4.187	4.035		46.3	48.3	-3.6	25.0
Perfluoroundecanoic acid (PFUnA)	AveID	1.179	1.055		44.7	50.0	-10.5	25.0
Perfluorododecanoic acid (PFDoA)	AveID	0.9121	0.8447		46.3	50.0	-7.4	25.0
Perfluorotridecanoic Acid (PFTriA)	AveID	1.025	1.020		49.7	50.0	-0.5	25.0
Perfluorotetradecanoic acid (PFTeA)	AveID	0.5424	0.4528		41.7	50.0	-16.5	25.0
Perfluoro-n-hexadecanoic acid (PFHxDA)	L2ID		2.841		54.5	50.0	9.0	25.0
Perfluoro-n-octandecanoic acid (PFODA)	AveID	2.211	2.063		46.7	50.0	-6.7	25.0

TestAmerica Sacramento
Target Compound Quantitation Report

Data File: \\ChromNA\Sacramento\ChromData\A4\20160525-31065.b\25MAY2016B4A_013.d
Lims ID: ICV
Client ID:
Sample Type: ICV
Inject. Date: 25-May-2016 19:44:02 ALS Bottle#: 9 Worklist Smp#: 13
Injection Vol: 15.0 ul Dil. Factor: 1.0000
Sample Info: ICV
Misc. Info.: Acquity BEH C18,1.7u, 3X150mm,T=35C
Operator ID: JRB Instrument ID: A4
Sublist: chrom-PFAC_A4*sub6

Method: \\ChromNA\Sacramento\ChromData\A4\20160525-31065.b\PFAC_A4.m
Limit Group: LC PFC_DOD ICAL
Last Update: 26-May-2016 11:03:48 Calib Date: 25-May-2016 19:01:43
Integrator: Picker
Quant Method: Isotopic Dilution Quant By: Initial Calibration
Last ICal File: \\ChromNA\Sacramento\ChromData\A4\20160525-31065.b\25MAY2016B4A_011.d

Column 1 : Det: F1:MRM
Process Host: XAWRK003

First Level Reviewer: barnettj Date: 25-May-2016 20:10:40

Signal	RT	EXP RT	DLT RT	REL RT	Response	Amount ng/ml	Ratio(Limits)	%Rec	S/N	Flags
2 Perfluorobutyric acid										
212.7 > 168.6	5.800	5.798	0.002	1.000	2958964	47.1			7956	
D 1 13C4 PFBA										
216.7 > 171.5	5.797	5.798	-0.001		4897041	57.9		116	17343	
D 3 13C5-PFPeA										
267.6 > 222.7	6.909	6.907	0.002		4007616	52.2		104	7316	
4 Perfluoropentanoic acid										
262.9 > 218.7	6.909	6.910	-0.001	1.000	1746168	42.9			558	
5 Perfluorobutane Sulfonate										
298.8 > 79.6	7.024	7.024	0.0	1.000	795232	NC			2061	
298.8 > 98.6	7.024	7.024	0.0	1.000	539269		1.47(0.00-0.00)		1224	
51 Perfluorobutanesulfonic acid										
298.8 > 79.6	7.024	7.024	0.0	1.000	795232	38.0				
D 6 13C2 PFHxA										
314.6 > 269.7	8.155	8.156	-0.001		4868461	58.6		117	8025	
7 Perfluorohexanoic acid										
312.9 > 268.7	8.155	8.157	-0.002	1.000	1948205	44.4			2121	
22 PFPeS (Perflouro-1-pentanesulfonat										
348.7 > 79.5	8.231	8.231	0.0	0.874	1626958	NC			6115	
D 8 13C4-PFHpA										
366.6 > 321.6	9.388	9.387	0.001		4696622	54.9		110	6023	
9 Perfluoroheptanoic acid										
362.8 > 318.7	9.388	9.388	0.0	1.000	2039886	44.9			4057	
10 Perfluorohexane Sulfonate										
398.3 > 79.2	9.419	9.421	-0.002	1.000	2183057	NC			3581	
58 Perfluorohexanesulfonic acid										
398.3 > 79.2	9.419	9.421	-0.002	1.000	2183057	44.7				

Signal	RT	EXP RT	DLT RT	REL RT	Response	Amount ng/ml	Ratio(Limits)	%Rec	S/N	Flags
D 11 18O2 PFHxS										
402.5 > 83.6	9.419	9.422	-0.003		1352349	45.6		96.3	4547	
D 12 13C4 PFOA										
416.5 > 371.6	10.500	10.503	-0.003		4522634	50.7		101	6631	
13 Perfluorooctanoic acid										
412.8 > 368.8	10.500	10.504	-0.004	1.000	1872553	45.7			2392	
412.8 > 168.7	10.500	10.504	-0.004	1.000	614282		3.05(0.00-0.00)		1683	
39 Perfluoroheptanesulfonic Acid										
448.3 > 79.2	10.509	10.508	0.001	1.000	2002003	43.6				
14 Perfluoroheptane Sulfonate										
448.3 > 79.2	10.509	10.508	0.001	1.000	2002003	NC			4517	
D 16 13C4 PFOS										
502.4 > 79.7	11.459	11.465	-0.006		283194	42.0		87.8	1259	
15 Perfluorooctane sulfonic acid										
498.3 > 79.2	11.459	11.466	-0.007	1.000	3241703	39.8			2688	
498.3 > 98.2	11.459	11.466	-0.007	1.000	2020911		1.60(0.00-0.00)		2424	
D 17 13C5 PFNA										
467.5 > 422.6	11.479	11.484	-0.005		4181087	53.3		107	8671	
18 Perfluorononanoic acid										
462.5 > 418.6	11.488	11.486	0.002	1.000	4947520	48.1			5432	
D 19 13C2 PFDA										
514.4 > 469.5	12.325	12.325	0.0		5407179	54.1		108	6738	
20 Perfluorodecanoic acid										
512.5 > 468.5	12.325	12.325	0.0	1.000	5486255	48.8			4722	
D 23 13C8 FOSA										
505.4 > 77.6	12.897	12.893	0.004		5081241	52.6		105	4736	
24 Perfluorooctane Sulfonamide										
497.5 > 77.6	12.897	12.893	0.004	1.000	4605524	42.4			3112	
25 Perfluorodecane Sulfonate										
598.4 > 79.6	12.988	12.996	-0.008	1.000	1153396	NC			3804	
49 Perfluorodecane Sulfonic acid										
598.4 > 79.6	12.988	12.996	-0.008	1.000	1153396	46.3				
27 Perfluoroundecanoic acid										
562.4 > 518.5	13.042	13.042	0.0	1.000	5563123	44.7			4406	
D 26 13C2 PFUnA										
564.3 > 519.5	13.042	13.044	-0.002		5271958	52.0		104	4367	
D 28 13C2 PFDoA										
614.4 > 569.4	13.639	13.646	-0.007		5767571	54.7		109	3882	
29 Perfluorododecanoic acid										
612.4 > 568.6	13.639	13.646	-0.007	1.000	4872011	46.3			1800	
30 Perfluorotridecanoic acid										
662.4 > 618.5	14.161	14.162	-0.001	1.000	3975330	49.7			1664	
32 Perfluorotetradecanoic acid										
712.6 > 668.5	14.599	14.600	-0.001	1.000	1765191	41.7			1124	
D 33 13C2-PFTeDA										
714.5 > 669.5	14.599	14.601	-0.002		3898106	51.4		103	3149	
D 35 13C2-PFHxDA										
814.8 > 769.6	15.250	15.255	-0.005		1343496	46.1		92.2	2719	

Signal	RT	EXP RT	DLT RT	REL RT	Response	Amount ng/ml	Ratio(Limits)	%Rec	S/N	Flags
34 Perfluorohexadecanoic acid										
812.6 > 768.6	15.250	15.255	-0.005	1.000	3816658	54.5			669	
36 Perfluorooctandecanoic acid										
912.7 > 868.6	15.589	15.593	-0.004	1.000	2771533	46.7			2240	

QC Flag Legend

Processing Flags

NC - Not Calibrated

Reagents:

LCPFCIC_00016 Amount Added: 1.00 Units: mL

Report Date: 26-May-2016 11:03:49 Chrom Revision: 2.2 20-Apr-2016 13:59:46

TestAmerica Sacramento

Data File: \\ChromNA\Sacramento\ChromData\A4\20160525-31065.b\25MAY2016B4A_013.d

Injection Date: 25-May-2016 19:44:02 Instrument ID: A4

Lims ID: ICV

Client ID:

Operator ID: JRB ALS Bottle#: 9 Worklist Smp#: 13

Injection Vol: 15.0 ul Dil. Factor: 1.0000

Method: PFAC_A4 Limit Group: LC PFC_DOD ICAL

2 Perfluorobutyric acid

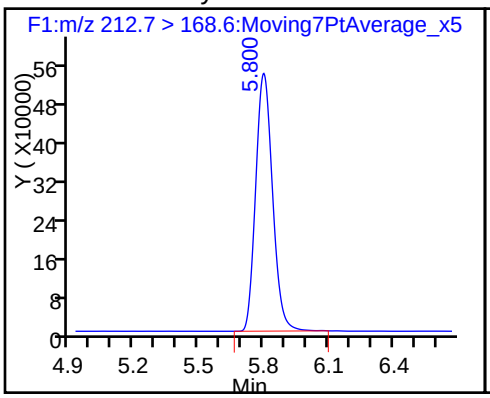

D 1 13C4 PFBA

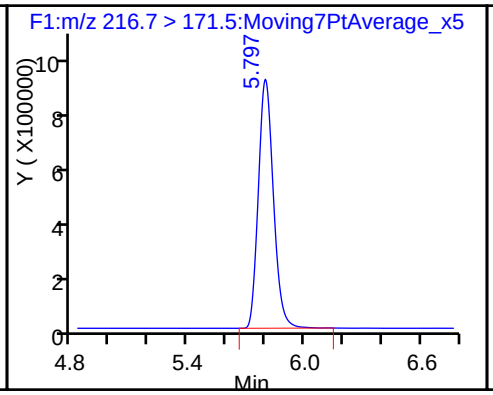

D 3 13C5-PFPeA

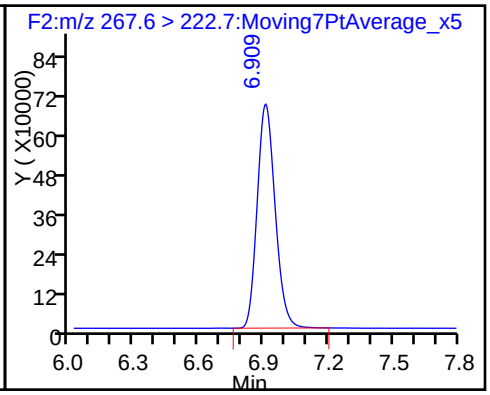

4 Perfluoropentanoic acid

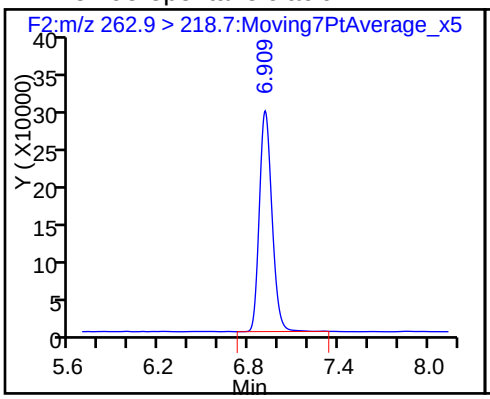

51 Perfluorobutanesulfonic acid

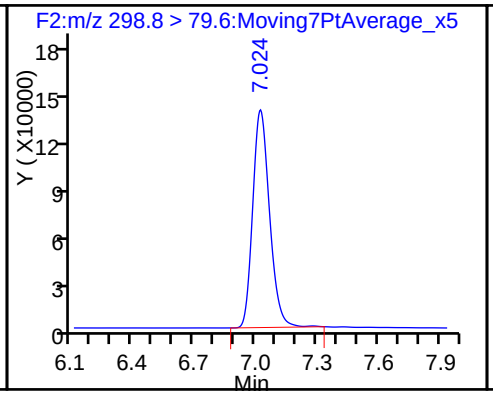

D 6 13C2 PFHxA

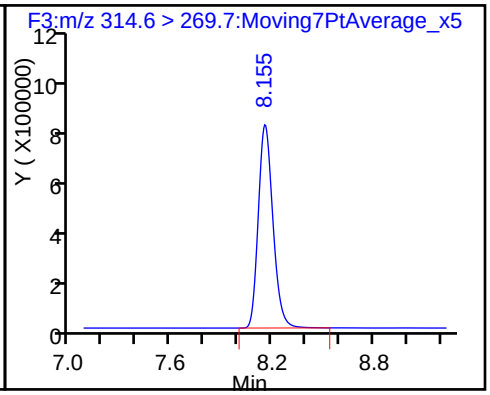

7 Perfluorohexanoic acid

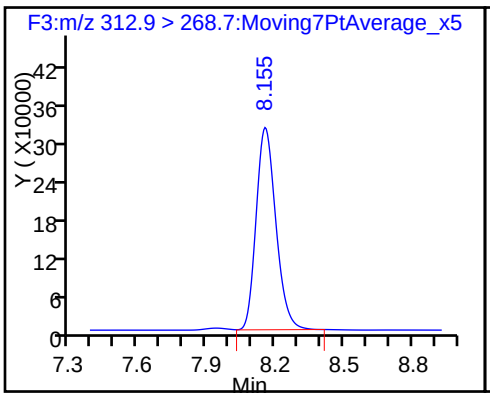

D 8 13C4-PFHpA

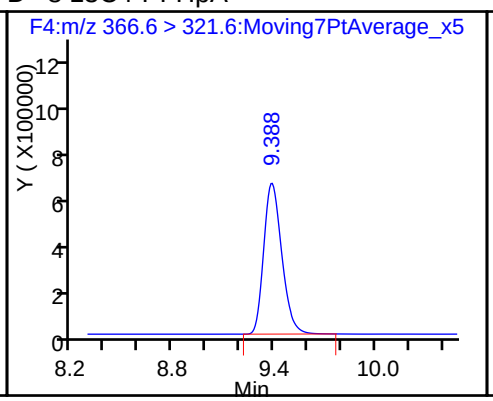

9 Perfluoroheptanoic acid

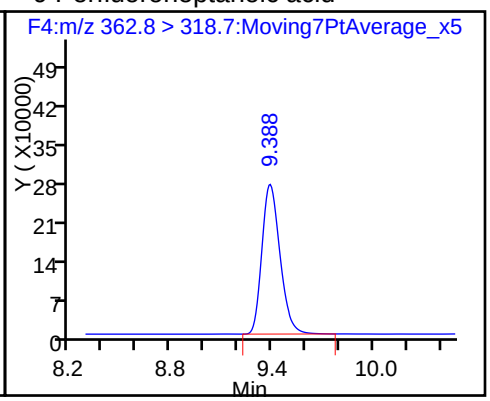

58 Perfluorohexanesulfonic acid

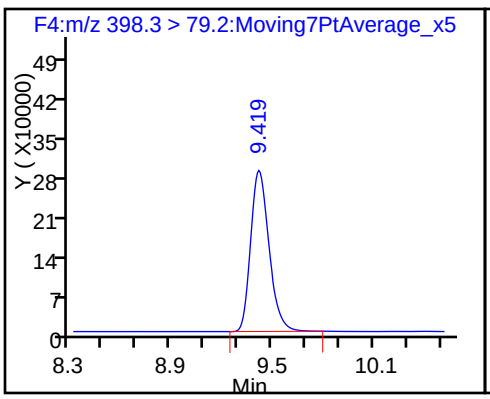

D 11 18O2 PFHxS

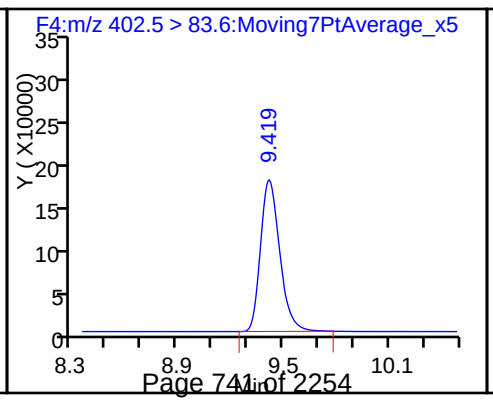

D 12 13C4 PFOA

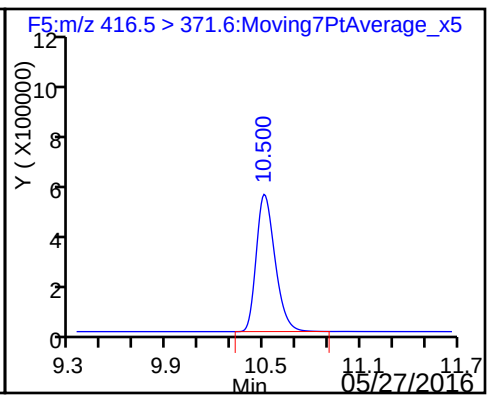

13 Perfluorooctanoic acid

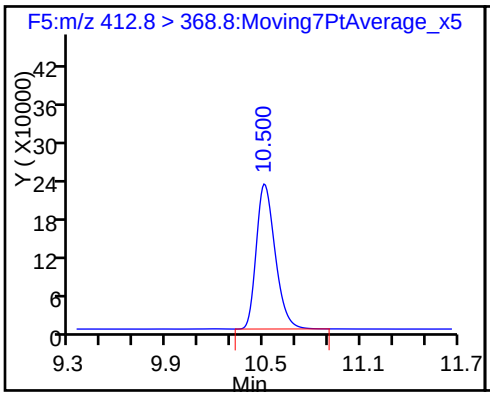

13 Perfluorooctanoic acid

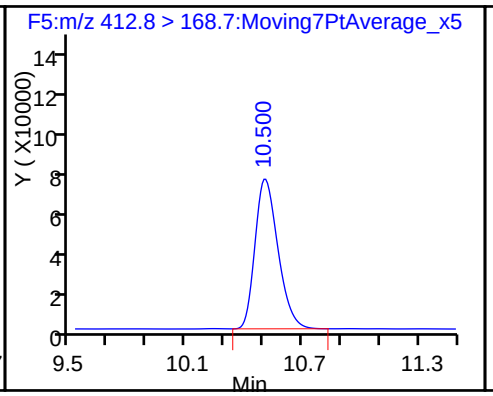

39 Perfluoroheptanesulfonic Acid

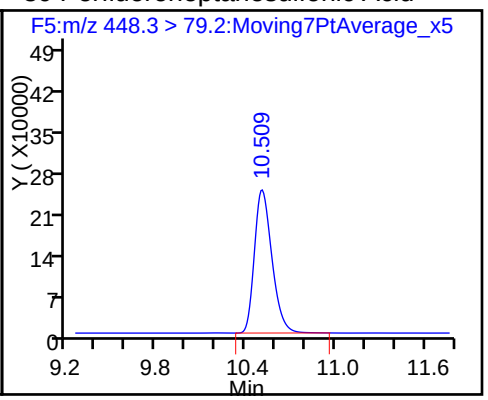

D 16 13C4 PFOS

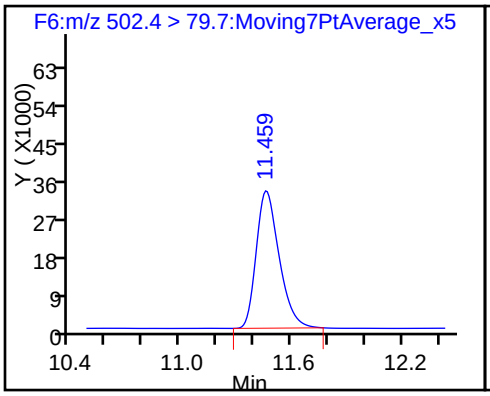

15 Perfluorooctane sulfonic acid

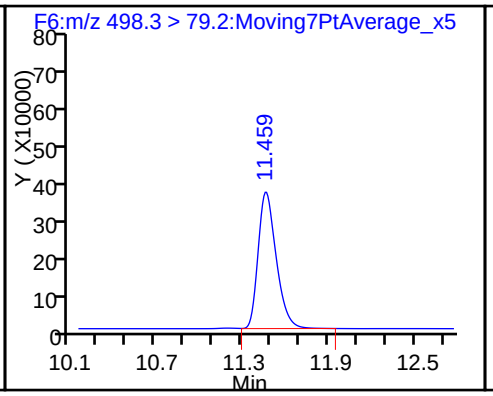

15 Perfluorooctane sulfonic acid

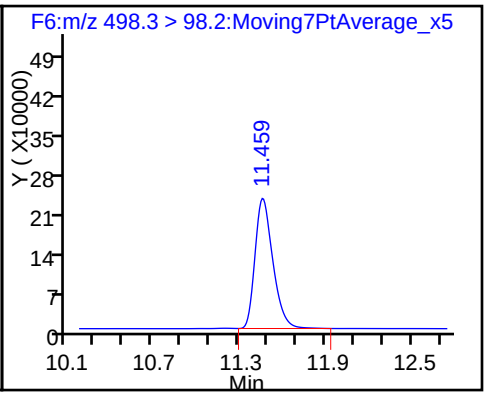

D 17 13C5 PFNA

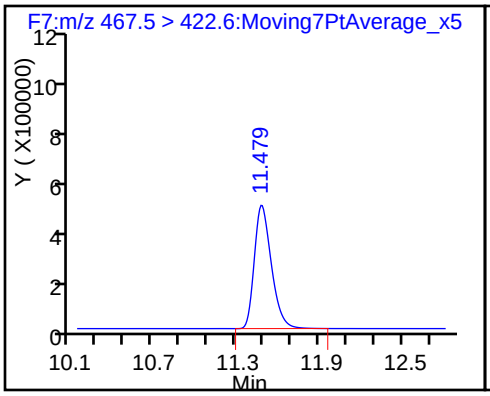

18 Perfluorononanoic acid

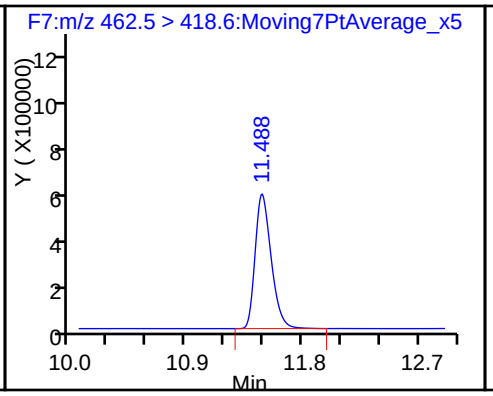

D 19 13C2 PFDA

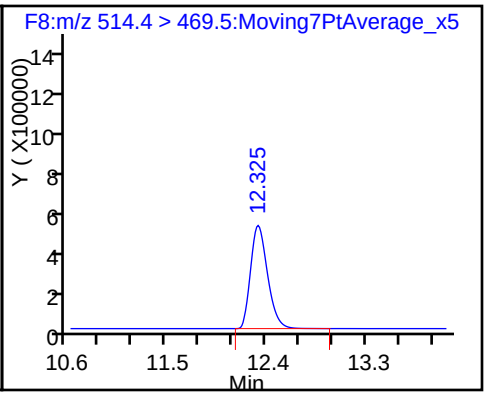

20 Perfluorodecanoic acid

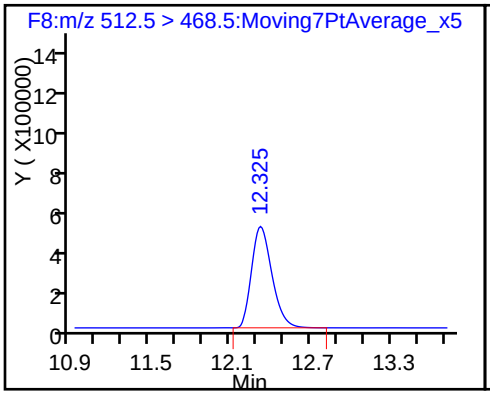

D 23 13C8 FOSA

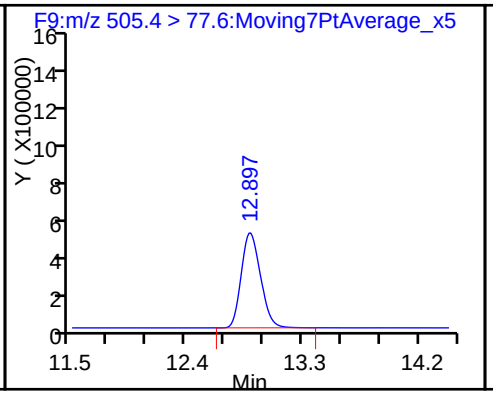

24 Perfluorooctane Sulfonamide

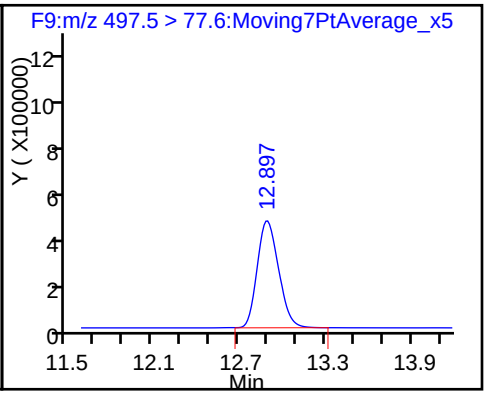

49 Perfluorodecane Sulfonic acid

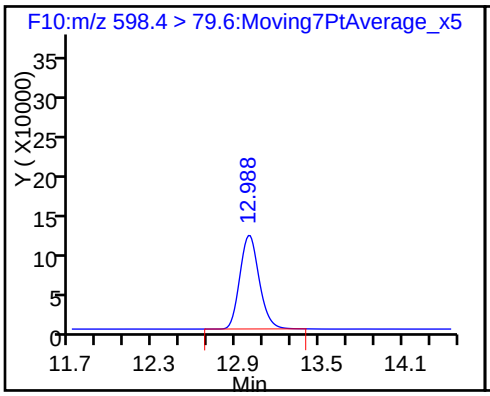

27 Perfluoroundecanoic acid

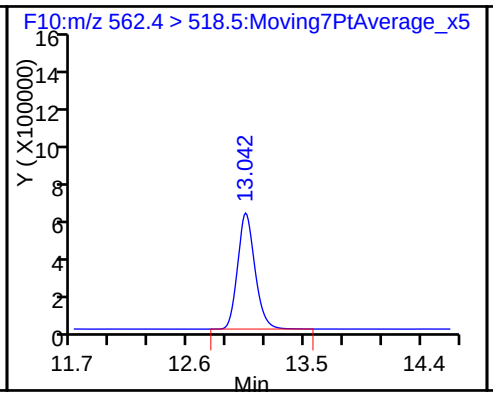

D 26 13C2 PFUnA

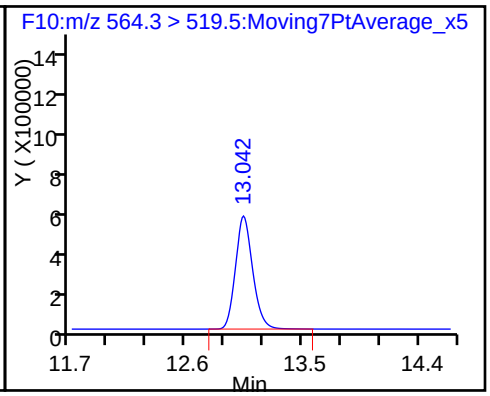

D 28 13C2 PFDoA

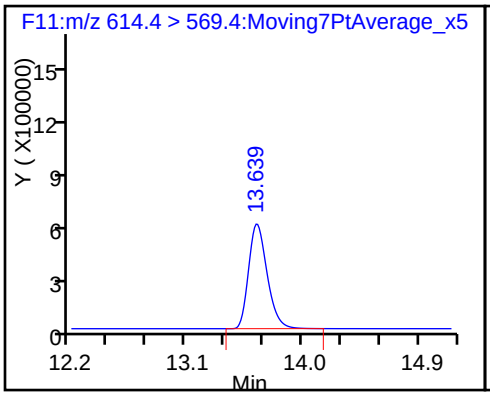

29 Perfluorododecanoic acid

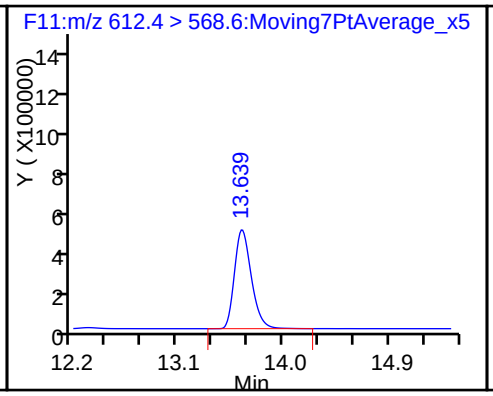

30 Perfluorotridecanoic acid

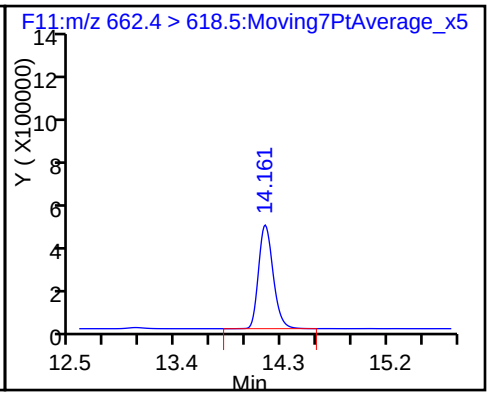

32 Perfluorotetradecanoic acid

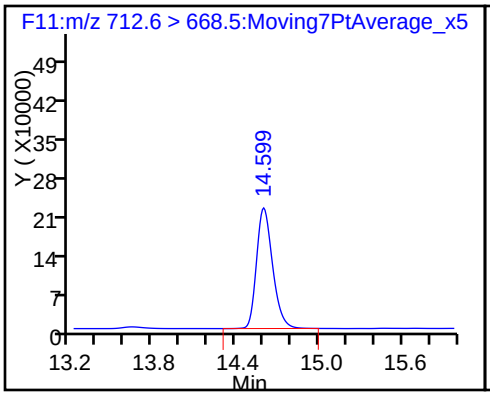

D 33 13C2-PFTeDA

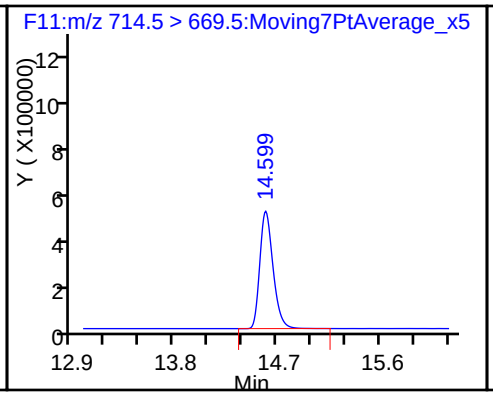

D 35 13C2-PFHxDA

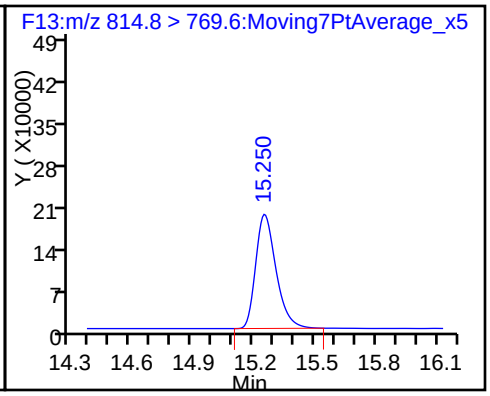

34 Perfluorohexadecanoic acid

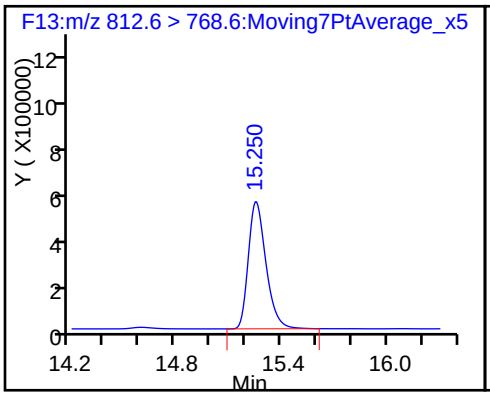

36 Perfluorooctandecanoic acid

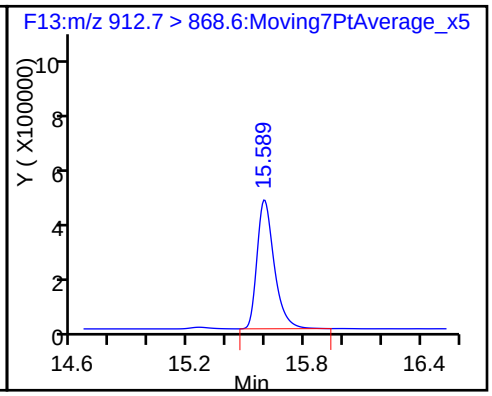

FORM VII
LCMS CONTINUING CALIBRATION DATA

Lab Name: TestAmerica Sacramento Job No.: 320-18794-1

SDG No.:

Lab Sample ID: CCV 320-111390/39 Calibration Date: 05/26/2016 04:54

Instrument ID: A4 Calib Start Date: 05/25/2016 16:55

GC Column: Acquity ID: 2.10(mm) Calib End Date: 05/25/2016 19:01

Lab File ID: 25MAY2016B4A_039.d Conc. Units: ng/mL

ANALYTE	CURVE TYPE	AVE RRF	RRF	MIN RRF	CALC AMOUNT	SPIKE AMOUNT	%D	MAX %D
Perfluorobutanoic acid (PFBA)	AveID	0.6418	0.6046		18.8	20.0	-5.8	25.0
Perfluoropentanoic acid (PFPeA)	AveID	0.5079	0.3257		12.8	20.0	-35.9*	25.0
Perfluorobutanesulfonic acid (PFBS)	L2ID	0.7655	0.5827		14.0	17.7	-21.1	25.0
Perfluorohexanoic acid (PFHxA)	L1ID		0.3311		14.6	20.0	-27.1*	25.0
Perfluoroheptanoic acid (PFHpA)	L2ID		0.4613		18.9	20.0	-5.7	25.0
Perfluorohexanesulfonic acid (PFHxS)	AveID	1.705	1.677		18.6	18.9	-1.7	25.0
Perfluoroheptanesulfonic Acid (PFHpS)	L2ID	7.344	13.58		33.4	19.0	75.5*	25.0
Perfluorooctanoic acid (PFOA)	L1ID	0.4698	0.3494		15.4	20.0	-23.1	25.0
Perfluorooctanesulfonic acid (PFOS)	L1ID	11.43	20.57		28.8	19.1	50.4*	25.0
Perfluorononanoic acid (PFNA)	L2ID		1.148		18.7	20.0	-6.7	25.0
Perfluorodecanoic acid (PFDA)	AveID	1.039	1.031		19.9	20.0	-0.7	25.0
Perfluorooctane Sulfonamide (FOSA)	AveID	1.069	1.035		19.4	20.0	-3.2	25.0
Perfluorodecanesulfonic acid (PFDS)	AveID	4.187	6.238		28.6	19.3	49.0*	25.0
Perfluoroundecanoic acid (PFUnA)	AveID	1.179	1.049		17.8	20.0	-11.0	25.0
Perfluorododecanoic acid (PFDoA)	AveID	0.9121	0.8527		18.7	20.0	-6.5	25.0
Perfluorotridecanoic Acid (PFTriA)	AveID	1.025	1.147		22.4	20.0	11.9	25.0
Perfluorotetradecanoic acid (PFTeA)	AveID	0.5424	0.4834		17.8	20.0	-10.9	25.0
Perfluoro-n-hexadecanoic acid (PFHxDA)	L2ID		3.065		23.1	20.0	15.4	25.0
Perfluoro-n-octandecanoic acid (PFODA)	AveID	2.211	2.456		22.2	20.0	11.1	25.0

TestAmerica Sacramento
Target Compound Quantitation Report

Data File: \\ChromNA\Sacramento\ChromData\A4\20160525-31065.b\25MAY2016B4A_039.d
Lims ID: CCV L4
Client ID:
Sample Type: CCV
Inject. Date: 26-May-2016 04:54:41 ALS Bottle#: 13 Worklist Smp#: 39
Injection Vol: 15.0 ul Dil. Factor: 1.0000
Sample Info: CCV L4
Misc. Info.: Acquity BEH C18,1.7u, 3X150mm,T=35C
Operator ID: JRB Instrument ID: A4
Sublist: chrom-PFAC_A4*sub12

Method: \\ChromNA\Sacramento\ChromData\A4\20160525-31065.b\PFAC_A4.m
Limit Group: LC PFC_DOD ICAL
Last Update: 26-May-2016 11:08:39 Calib Date: 25-May-2016 19:01:43
Integrator: Picker
Quant Method: Isotopic Dilution Quant By: Initial Calibration
Last ICal File: \\ChromNA\Sacramento\ChromData\A4\20160525-31065.b\25MAY2016B4A_011.d

Column 1 : Det: F1:MRM
Process Host: XAWRK003

First Level Reviewer: westendorfc Date: 26-May-2016 08:58:41

Signal	RT	EXP RT	DLT RT	REL RT	Response	Amount ng/ml	Ratio(Limits)	%Rec	S/N	Flags
2 Perfluorobutyric acid										
212.7 > 168.6	5.794	5.798	-0.004	1.000	1408244	18.8		94.2	4838	
D 1 13C4 PFBA										
216.7 > 171.5	5.794	5.798	-0.004		5822722	68.9		138	28760	
D 3 13C5-PFPeA										
267.6 > 222.7	6.899	6.907	-0.008		4170945	54.4		109	9056	
4 Perfluoropentanoic acid										
262.9 > 218.7	6.904	6.910	-0.006	1.000	543321	12.8		64.1	245	
5 Perfluorobutane Sulfonate										
298.8 > 79.6	7.014	7.024	-0.010	1.000	292564	NC			684	
298.8 > 98.6	7.019	7.024	-0.005	1.001	205302		1.43(0.00-0.00)		483	
51 Perfluorobutanesulfonic acid										
298.8 > 79.6	7.014	7.024	-0.010	1.000	292564	14.0		78.9		
D 6 13C2 PFHxA										
314.6 > 269.7	8.149	8.156	-0.007		5385666	64.9		130	14004	
7 Perfluorohexanoic acid										
312.9 > 268.7	8.149	8.157	-0.008	1.000	713252	14.6		72.9	2148	
22 PFPeS (Perflouro-1-pentanesulfonat										
348.7 > 79.5	8.225	8.231	-0.006	0.874	684713	NC			4875	
D 8 13C4-PFHpA										
366.6 > 321.6	9.380	9.387	-0.007		4536811	53.1		106	9198	
9 Perfluoroheptanoic acid										
362.8 > 318.7	9.380	9.388	-0.008	1.000	837131	18.9		94.3	2318	
10 Perfluorohexane Sulfonate										
398.3 > 79.2	9.412	9.421	-0.009	1.000	900884	NC			1808	
58 Perfluorohexanesulfonic acid										
398.3 > 79.2	9.412	9.421	-0.009	1.000	900884	18.6		98.1		

Signal	RT	EXP RT	DLT RT	REL RT	Response	Amount ng/ml	Ratio(Limits)	%Rec	S/N	Flags
D 11 18O2 PFHxS										
402.5 > 83.6	9.412	9.422	-0.010		1343314	45.3		95.7	3631	
D 12 13C4 PFOA										
416.5 > 371.6	10.499	10.503	-0.004		5015776	56.3		113	8753	
13 Perfluorooctanoic acid										
412.8 > 368.8	10.499	10.504	-0.005	1.000	701051	15.4		76.9	1371	
412.8 > 168.7	10.499	10.504	-0.005	1.000	214873		3.26(0.00-0.00)		750	
39 Perfluoroheptanesulfonic Acid										
448.3 > 79.2	10.499	10.508	-0.009	1.000	938436	33.4		176		
14 Perfluoroheptane Sulfonate										
448.3 > 79.2	10.499	10.508	-0.009	1.000	938436	NC			2899	
D 16 13C4 PFOS										
502.4 > 79.7	11.458	11.465	-0.007		173539	25.7		53.8	760	
15 Perfluorooctane sulfonic acid										
498.3 > 79.2	11.458	11.466	-0.008	1.000	1427567	28.8		150	2846	
498.3 > 98.2	11.458	11.466	-0.008	1.000	871347		1.64(0.00-0.00)		1685	
D 17 13C5 PFNA										
467.5 > 422.6	11.478	11.484	-0.006		4346675	55.4		111	7471	
18 Perfluorononanoic acid										
462.5 > 418.6	11.478	11.486	-0.008	1.000	1996482	18.7		93.3	2740	
D 19 13C2 PFDA										
514.4 > 469.5	12.324	12.325	-0.001		5516495	55.2		110	8090	
20 Perfluorodecanoic acid										
512.5 > 468.5	12.324	12.325	-0.001	1.000	2274852	19.9		99.3	2785	
D 23 13C8 FOSA										
505.4 > 77.6	12.884	12.893	-0.009		4206655	43.6		87.2	2914	
24 Perfluorooctane Sulfonamide										
497.5 > 77.6	12.884	12.893	-0.009	1.000	1742000	19.4		96.8	2325	
25 Perfluorodecane Sulfonate										
598.4 > 79.6	12.987	12.996	-0.009	1.000	436667	NC			1705	
49 Perfluorodecane Sulfonic acid										
598.4 > 79.6	12.987	12.996	-0.009	1.000	436667	28.6		148		
27 Perfluoroundecanoic acid										
562.4 > 518.5	13.041	13.042	-0.001	1.000	2405688	17.8		89.0	2877	
D 26 13C2 PFUnA										
564.3 > 519.5	13.041	13.044	-0.003		5732557	56.5		113	5245	
D 28 13C2 PFDoA										
614.4 > 569.4	13.638	13.646	-0.008		5905805	56.0		112	4549	
29 Perfluorododecanoic acid										
612.4 > 568.6	13.638	13.646	-0.008	1.000	2014334	18.7		93.5	915	
30 Perfluorotridecanoic acid										
662.4 > 618.5	14.161	14.162	-0.001	1.000	1661359	22.4		112	688	
32 Perfluorotetradecanoic acid										
712.6 > 668.5	14.588	14.600	-0.012	1.000	700032	17.8		89.1	418	
D 33 13C2-PFTeDA										
714.5 > 669.5	14.598	14.601	-0.003		3620074	47.7		95.4	3817	
D 35 13C2-PFHxDA										
814.8 > 769.6	15.250	15.255	-0.005		1166727	40.0		80.1	2795	

Signal	RT	EXP RT	DLT RT	REL RT	Response	Amount ng/ml	Ratio(Limits)	%Rec	S/N	Flags
34 Perfluorohexadecanoic acid										
812.6 > 768.6	15.250	15.255	-0.005	1.000	1430209	23.1		115	217	
36 Perfluorooctandecanoic acid										
912.7 > 868.6	15.588	15.593	-0.005	1.000	1146394	22.2		111	1407	

QC Flag Legend

Processing Flags

NC - Not Calibrated

Reagents:

LCPFC-L4_00018 Amount Added: 1.00 Units: mL

Report Date: 26-May-2016 11:08:40 Chrom Revision: 2.2 20-Apr-2016 13:59:46

TestAmerica Sacramento

Data File: \\ChromNA\Sacramento\ChromData\A4\20160525-31065.b\25MAY2016B4A_039.d

Injection Date: 26-May-2016 04:54:41 Instrument ID: A4

Lims ID: CCV L4

Client ID:

Operator ID: JRB ALS Bottle#: 13 Worklist Smp#: 39

Injection Vol: 15.0 ul Dil. Factor: 1.0000

Method: PFAC_A4 Limit Group: LC PFC_DOD ICAL

2 Perfluorobutyric acid

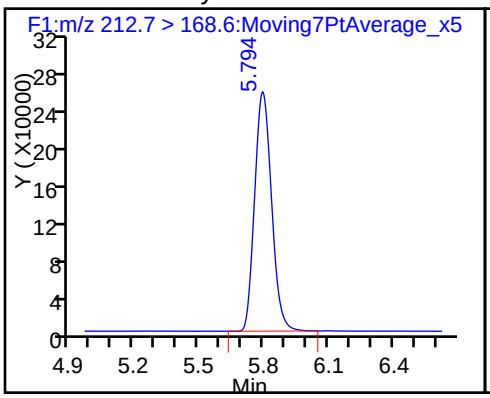

D 1 13C4 PFBA

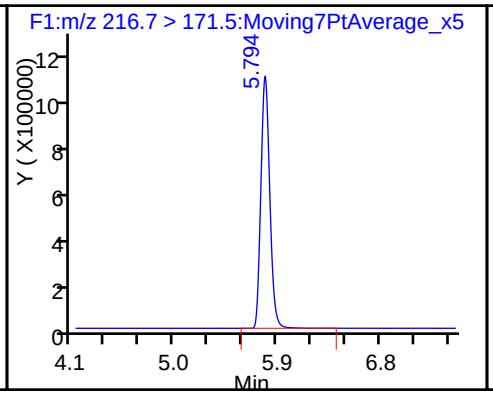

D 3 13C5-PFPeA

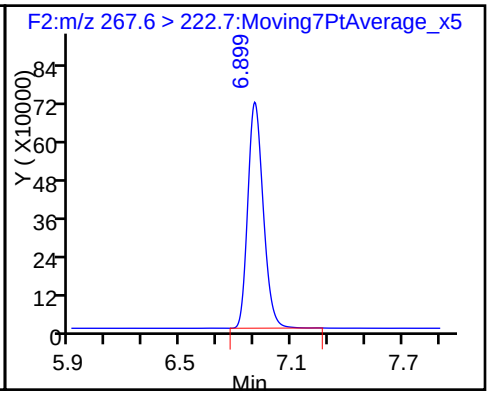

4 Perfluoropentanoic acid

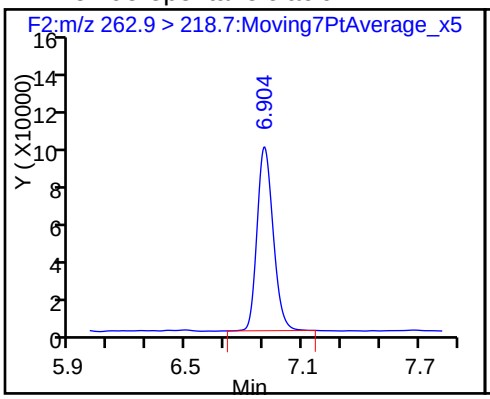

51 Perfluorobutanesulfonic acid

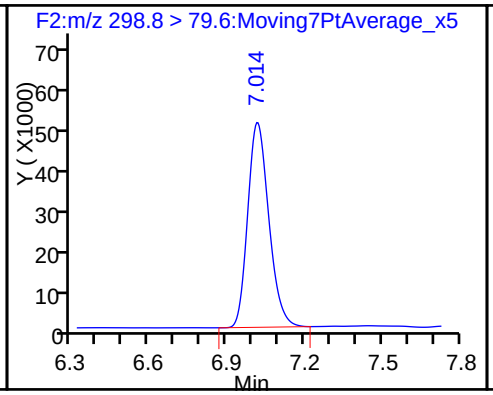

D 6 13C2 PFHxA

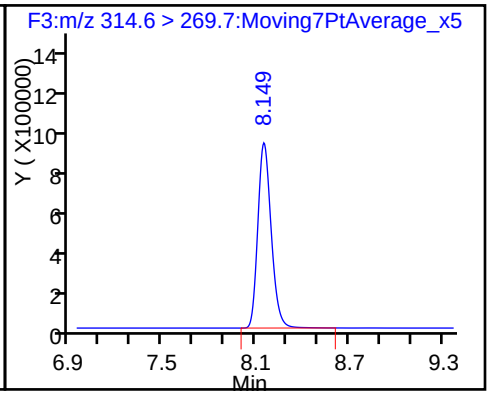

7 Perfluorohexanoic acid

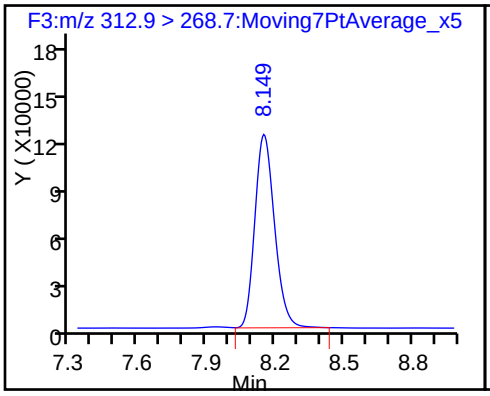

D 8 13C4-PFHpA

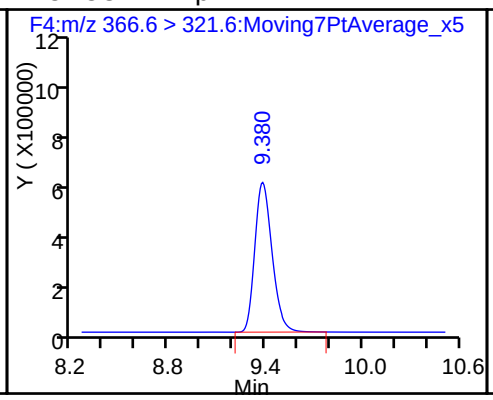

9 Perfluoroheptanoic acid

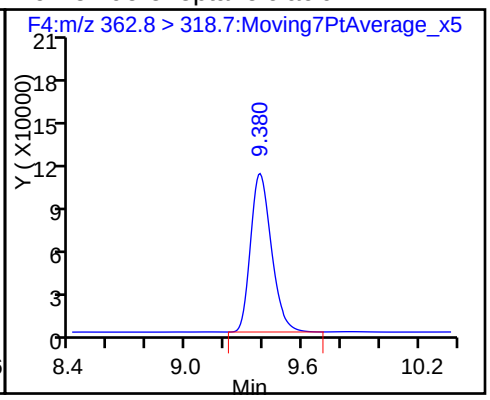

58 Perfluorohexanesulfonic acid

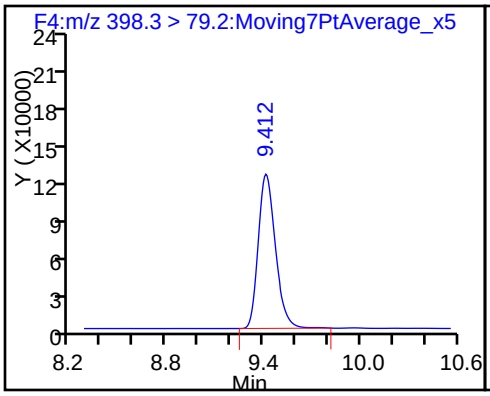

D 11 18O2 PFHxS

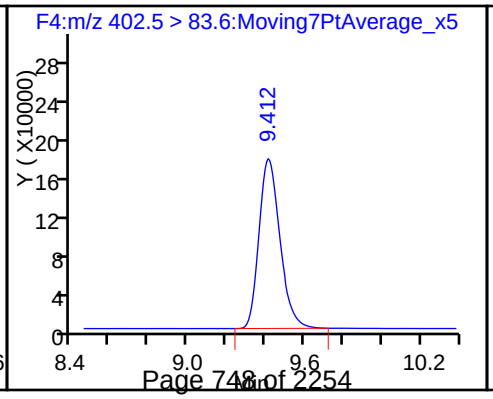

D 12 13C4 PFOA

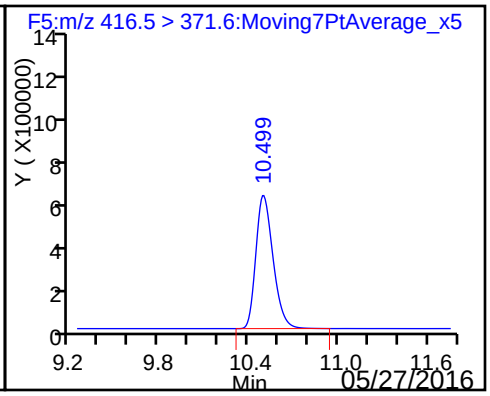

13 Perfluorooctanoic acid

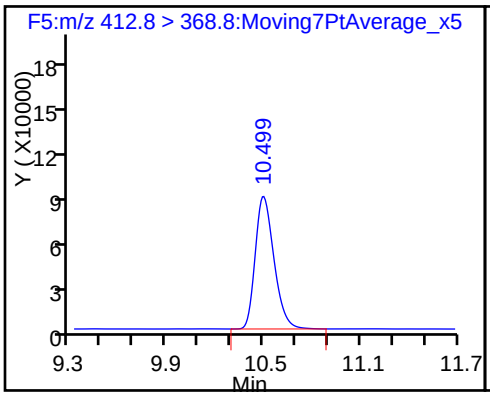

13 Perfluorooctanoic acid

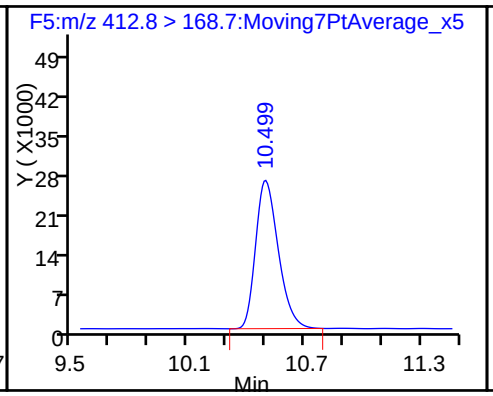

39 Perfluoroheptanesulfonic Acid

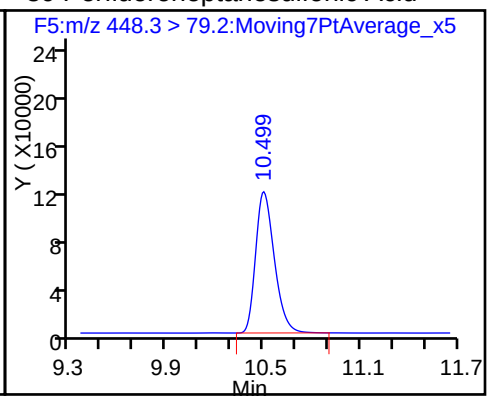

D 16 13C4 PFOS

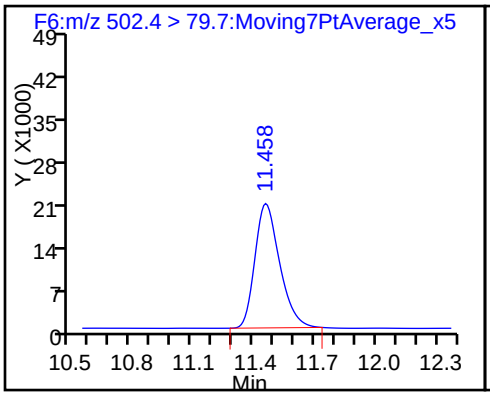

15 Perfluorooctane sulfonic acid

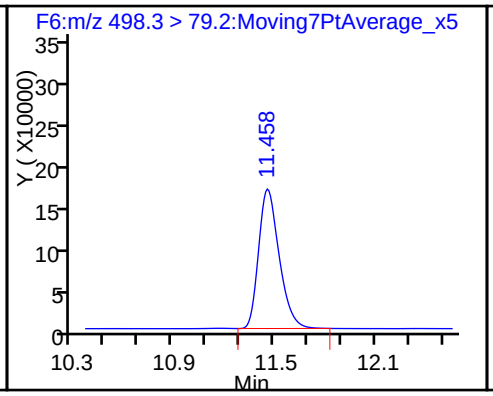

15 Perfluorooctane sulfonic acid

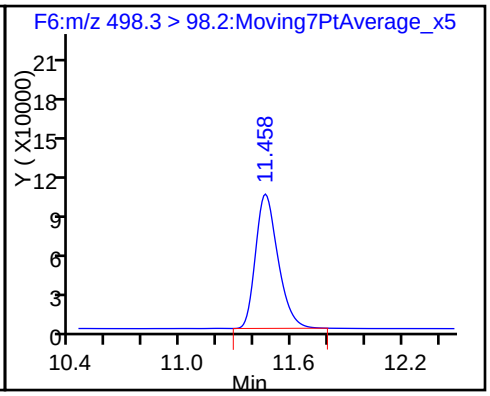

D 17 13C5 PFNA

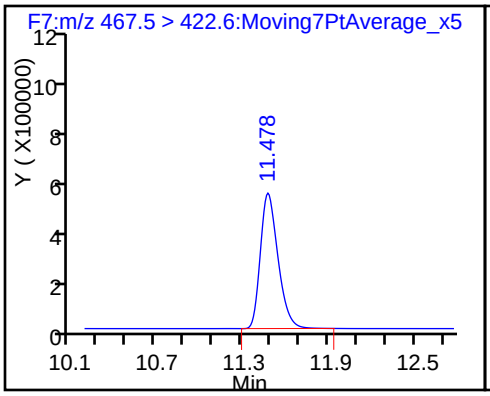

18 Perfluorononanoic acid

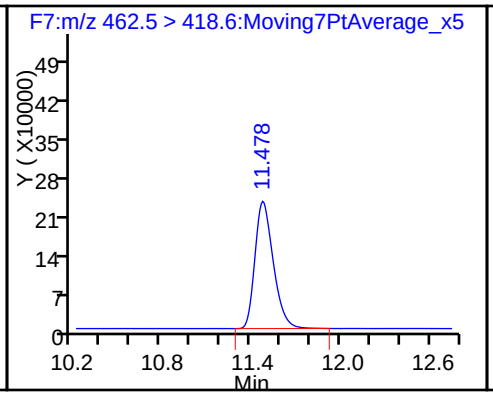

D 19 13C2 PFDA

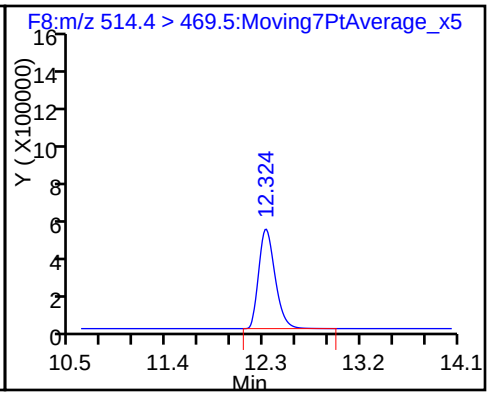

20 Perfluorodecanoic acid

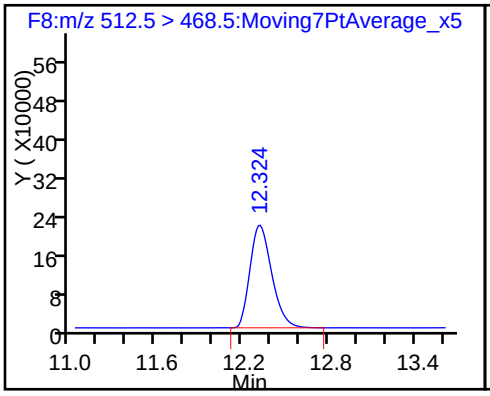

D 23 13C8 FOSA

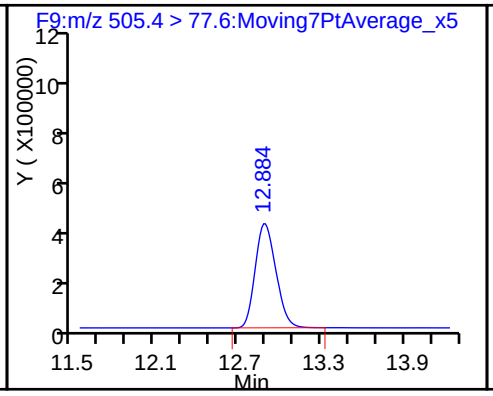

24 Perfluorooctane Sulfonamide

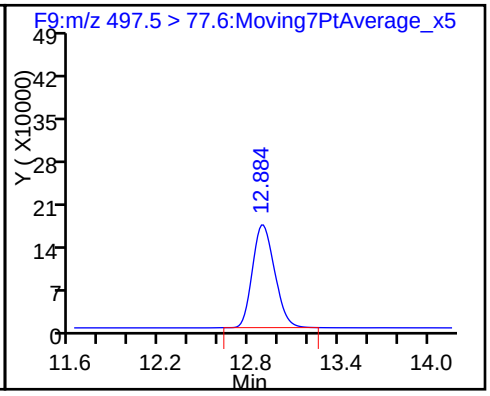

49 Perfluorodecane Sulfonic acid

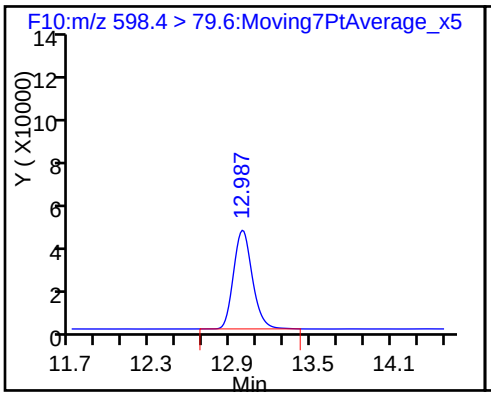

27 Perfluoroundecanoic acid

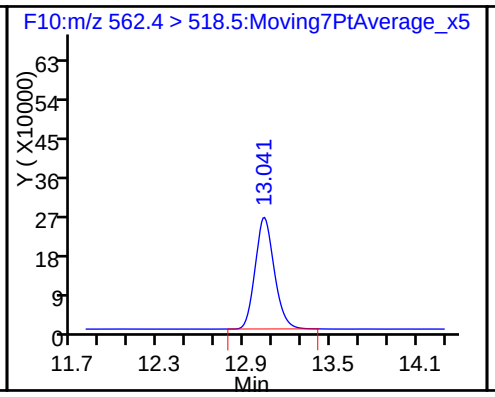

D 26 13C2 PFUnA

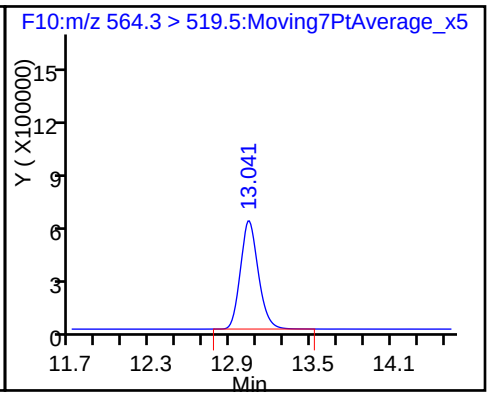

D 28 13C2 PFDoA

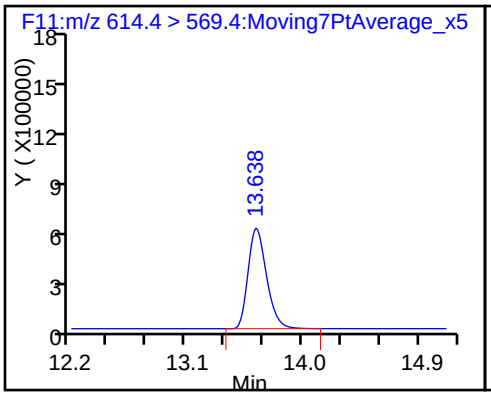

29 Perfluorododecanoic acid

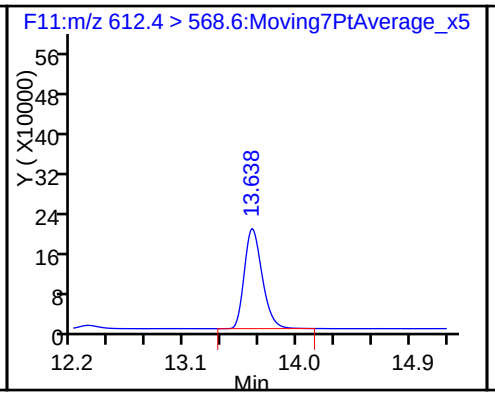

30 Perfluorotridecanoic acid

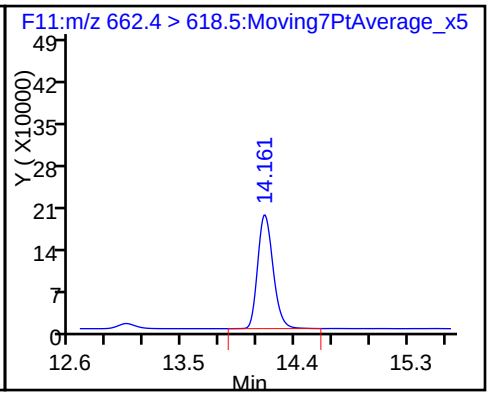

32 Perfluorotetradecanoic acid

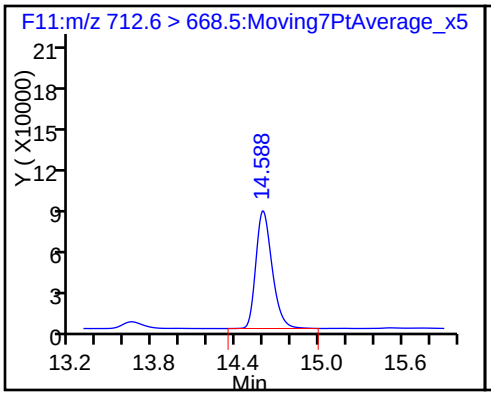

D 33 13C2-PFTeDA

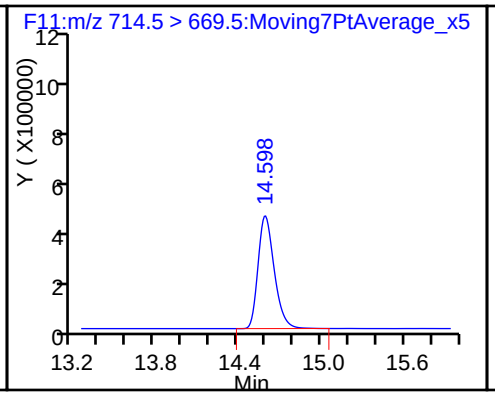

D 35 13C2-PFHxDA

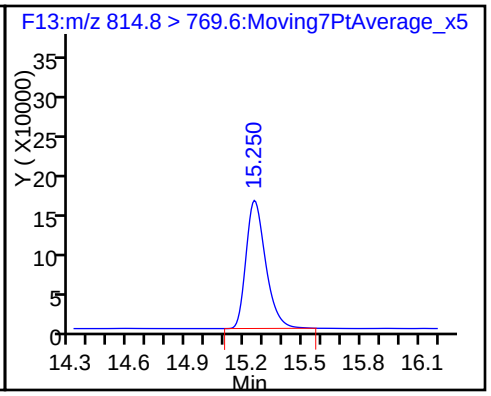

34 Perfluorohexadecanoic acid

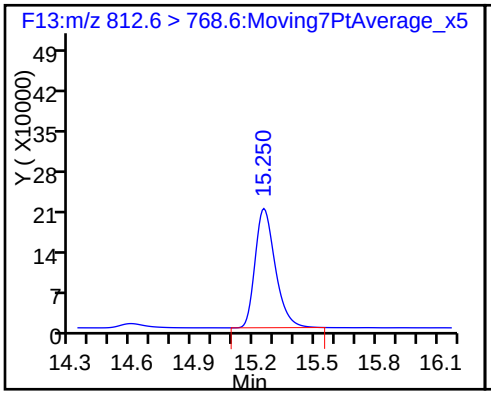

36 Perfluorooctandecanoic acid

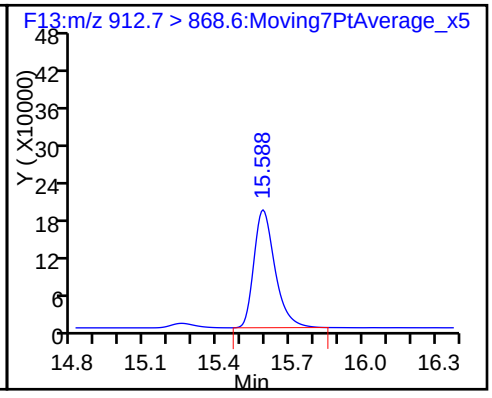

FORM VII
LCMS CONTINUING CALIBRATION DATA

Lab Name: TestAmerica Sacramento Job No.: 320-18794-1

SDG No.:

Lab Sample ID: CCV 320-111390/52 Calibration Date: 05/26/2016 09:30

Instrument ID: A4 Calib Start Date: 05/25/2016 16:55

GC Column: Acquity ID: 2.10(mm) Calib End Date: 05/25/2016 19:01

Lab File ID: 25MAY2016B4A_052.d Conc. Units: ng/mL

ANALYTE	CURVE TYPE	AVE RRF	RRF	MIN RRF	CALC AMOUNT	SPIKE AMOUNT	%D	MAX %D
Perfluorobutanoic acid (PFBA)	AveID	0.6418	0.6808		53.0	50.0	6.1	25.0
Perfluoropentanoic acid (PFPeA)	AveID	0.5079	0.4545		44.7	50.0	-10.5	25.0
Perfluorobutanesulfonic acid (PFBS)	L2ID	0.7655	0.7270		43.9	44.2	-0.7	25.0
Perfluorohexanoic acid (PFHxA)	L1ID		0.4357		48.4	50.0	-3.3	25.0
Perfluoroheptanoic acid (PFHpA)	L2ID		0.4962		51.4	50.0	2.8	25.0
Perfluorohexanesulfonic acid (PFHxS)	AveID	1.705	1.689		46.7	47.3	-1.0	25.0
Perfluoroheptanesulfonic Acid (PFHpS)	L2ID	7.344	9.98		61.3	47.6	28.8*	25.0
Perfluorooctanoic acid (PFOA)	L1ID	0.4698	0.4492		49.6	50.0	-0.8	25.0
Perfluorooctanesulfonic acid (PFOS)	L1ID	11.43	15.04		52.0	47.8	8.9	25.0
Perfluorononanoic acid (PFNA)	L2ID		1.268		51.5	50.0	3.0	25.0
Perfluorodecanoic acid (PFDA)	AveID	1.039	1.133		54.6	50.0	9.1	25.0
Perfluorooctane Sulfonamide (FOSA)	AveID	1.069	1.144		53.5	50.0	7.0	25.0
Perfluorodecanesulfonic acid (PFDS)	AveID	4.187	4.836		55.4	48.2	15.5	25.0
Perfluoroundecanoic acid (PFUnA)	AveID	1.179	1.204		51.0	50.0	2.1	25.0
Perfluorododecanoic acid (PFDoA)	AveID	0.9121	1.011		55.4	50.0	10.9	25.0
Perfluorotridecanoic Acid (PFTriA)	AveID	1.025	1.051		51.3	50.0	2.5	25.0
Perfluorotetradecanoic acid (PFTeA)	AveID	0.5424	0.4976		45.9	50.0	-8.3	25.0
Perfluoro-n-hexadecanoic acid (PFHxDA)	L2ID		3.026		58.1	50.0	16.1	25.0
Perfluoro-n-octandecanoic acid (PFODA)	AveID	2.211	2.271		51.4	50.0	2.7	25.0

TestAmerica Sacramento
Target Compound Quantitation Report

Data File: \\ChromNA\Sacramento\ChromData\A4\20160525-31065.b\25MAY2016B4A_052.d
Lims ID: CCV L5
Client ID:
Sample Type: CCV
Inject. Date: 26-May-2016 09:30:00 ALS Bottle#: 14 Worklist Smp#: 52
Injection Vol: 15.0 ul Dil. Factor: 1.0000
Sample Info: CCV L5
Misc. Info.: Acquity BEH C18,1.7u, 3X150mm,T=35C
Operator ID: JRB Instrument ID: A4
Sublist: chrom-PFAC_A4*sub12

Method: \\ChromNA\Sacramento\ChromData\A4\20160525-31065.b\PFAC_A4.m
Limit Group: LC PFC_DOD ICAL
Last Update: 26-May-2016 14:50:32 Calib Date: 25-May-2016 19:01:43
Integrator: Picker
Quant Method: Isotopic Dilution Quant By: Initial Calibration
Last ICal File: \\ChromNA\Sacramento\ChromData\A4\20160525-31065.b\25MAY2016B4A_011.d

Column 1 : Det: F1:MRM
Process Host: XAWRK003

First Level Reviewer: westendorfc Date: 26-May-2016 10:42:49

Signal	RT	EXP RT	DLT RT	REL RT	Response	Amount ng/ml	Ratio(Limits)	%Rec	S/N	Flags
2 Perfluorobutyric acid										
212.7 > 168.6	5.791	5.798	-0.007	1.000	3672218	53.0		106	9046	
D 1 13C4 PFBA										
216.7 > 171.5	5.791	5.798	-0.007		5394207	63.8		128	13483	
D 3 13C5-PFPeA										
267.6 > 222.7	6.895	6.907	-0.012		3884337	50.6		101	6219	
4 Perfluoropentanoic acid										
262.9 > 218.7	6.895	6.910	-0.015	1.000	1765434	44.7		89.5	725	
5 Perfluorobutane Sulfonate										
298.8 > 79.6	7.014	7.024	-0.010	1.000	924335	NC			1866	
298.8 > 98.6	7.014	7.024	-0.010	1.000	587226		1.57(0.00-0.00)		1153	
51 Perfluorobutanesulfonic acid										
298.8 > 79.6	7.014	7.024	-0.010	1.000	924335	43.9		99.3		
D 6 13C2 PFHxA										
314.6 > 269.7	8.144	8.156	-0.012		5133825	61.8		124	10226	
7 Perfluorohexanoic acid										
312.9 > 268.7	8.144	8.157	-0.013	1.000	2236561	48.4		96.7	2225	
22 PFPeS (Perflouro-1-pentanesulfonat										
348.7 > 79.5	8.220	8.231	-0.011	0.874	1853798	NC			5500	
D 8 13C4-PFHpA										
366.6 > 321.6	9.372	9.387	-0.015		4322713	50.6		101	7112	
9 Perfluoroheptanoic acid										
362.8 > 318.7	9.372	9.388	-0.016	1.000	2145116	51.4		103	4606	
10 Perfluorohexane Sulfonate										
398.3 > 79.2	9.404	9.421	-0.017	1.000	2297484	NC			2734	
58 Perfluorohexanesulfonic acid										
398.3 > 79.2	9.404	9.421	-0.017	1.000	2297484	46.7		98.8		

Signal	RT	EXP RT	DLT RT	REL RT	Response	Amount ng/ml	Ratio(Limits)	%Rec	S/N	Flags
D 11 18O2 PFHxS										
402.5 > 83.6	9.404	9.422	-0.018		1360545	45.8		96.9	3287	
D 12 13C4 PFOA										
416.5 > 371.6	10.491	10.503	-0.012		4621796	51.8		104	7450	
13 Perfluorooctanoic acid										
412.8 > 368.8	10.491	10.504	-0.013	1.000	2076194	49.6		99.2	3200	
412.8 > 168.7	10.491	10.504	-0.013	1.000	610230		3.40(0.00-0.00)		2261	
39 Perfluoroheptanesulfonic Acid										
448.3 > 79.2	10.491	10.508	-0.017	1.000	2360550	61.3		129		
14 Perfluoroheptane Sulfonate										
448.3 > 79.2	10.491	10.508	-0.017	1.000	2360550	NC			6238	
D 16 13C4 PFOS										
502.4 > 79.7	11.449	11.465	-0.016		237635	35.2		73.7	1147	
15 Perfluorooctane sulfonic acid										
498.3 > 79.2	11.449	11.466	-0.017	1.000	3574629	52.0		109	2989	
498.3 > 98.2	11.449	11.466	-0.017	1.000	2088861		1.71(0.00-0.00)		2393	
D 17 13C5 PFNA										
467.5 > 422.6	11.469	11.484	-0.015		4171021	53.2		106	6910	
18 Perfluorononanoic acid										
462.5 > 418.6	11.469	11.486	-0.017	1.000	5289681	51.5		103	4776	
D 19 13C2 PFDA										
514.4 > 469.5	12.311	12.325	-0.014		5142622	51.5		103	7691	
20 Perfluorodecanoic acid										
512.5 > 468.5	12.311	12.325	-0.014	1.000	5827242	54.6		109	4878	
D 23 13C8 FOSA										
505.4 > 77.6	12.884	12.893	-0.009		4739929	49.1		98.2	4345	
24 Perfluorooctane Sulfonamide										
497.5 > 77.6	12.884	12.893	-0.009	1.000	5423843	53.5		107	4551	
25 Perfluorodecane Sulfonate										
598.4 > 79.6	12.987	12.996	-0.009	1.000	1158799	NC			2778	
49 Perfluorodecane Sulfonic acid										
598.4 > 79.6	12.987	12.996	-0.009	1.000	1158799	55.4		115		
27 Perfluoroundecanoic acid										
562.4 > 518.5	13.030	13.042	-0.012	1.000	6427336	51.0		102	4887	
D 26 13C2 PFUnA										
564.3 > 519.5	13.030	13.044	-0.014		5339142	52.7		105	5389	
D 28 13C2 PFDoA										
614.4 > 569.4	13.638	13.646	-0.008		5501955	52.2		104	3339	
29 Perfluorododecanoic acid										
612.4 > 568.6	13.638	13.646	-0.008	1.000	5564931	55.4		111	2066	
30 Perfluorotridecanoic acid										
662.4 > 618.5	14.150	14.162	-0.012	1.000	4153984	51.3		103	1530	
32 Perfluorotetradecanoic acid										
712.6 > 668.5	14.588	14.600	-0.012	1.000	1966524	45.9		91.7	1060	
D 33 13C2-PFTeDA										
714.5 > 669.5	14.588	14.601	-0.013		3951979	52.1		104	3785	
D 35 13C2-PFHxDA										
814.8 > 769.6	15.242	15.255	-0.013		1453812	49.9		99.8	3079	

Signal	RT	EXP RT	DLT RT	REL RT	Response	Amount ng/ml	Ratio(Limits)	%Rec	S/N	Flags
34 Perfluorohexadecanoic acid										
812.6 > 768.6	15.250	15.255	-0.005	1.000	4398736	58.1		116	628	
36 Perfluorooctandecanoic acid										
912.7 > 868.6	15.581	15.593	-0.012	1.000	3301852	51.4		103	2420	

QC Flag Legend

Processing Flags

NC - Not Calibrated

Reagents:

LCPFC-L5_00017 Amount Added: 1.00 Units: mL

Report Date: 26-May-2016 14:50:33 Chrom Revision: 2.2 20-Apr-2016 13:59:46

TestAmerica Sacramento

Data File: \\ChromNA\Sacramento\ChromData\A4\20160525-31065.b\25MAY2016B4A_052.d

Injection Date: 26-May-2016 09:30:00 Instrument ID: A4

Lims ID: CCV L5

Client ID:

Operator ID: JRB ALS Bottle#: 14 Worklist Smp#: 52

Injection Vol: 15.0 ul Dil. Factor: 1.0000

Method: PFAC_A4 Limit Group: LC PFC_DOD ICAL

2 Perfluorobutyric acid

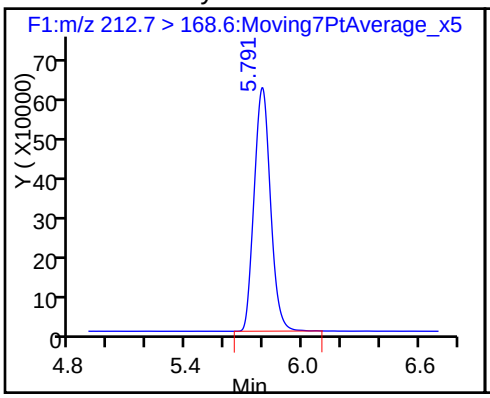

D 1 13C4 PFBA

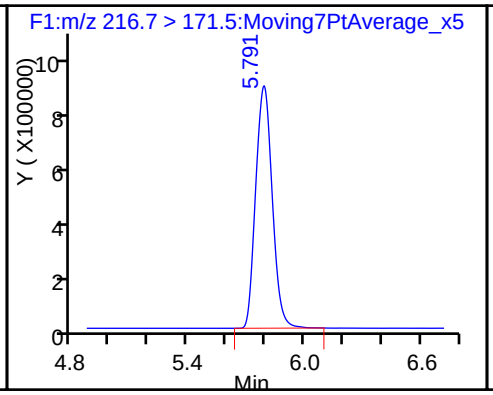

D 3 13C5-PFPeA

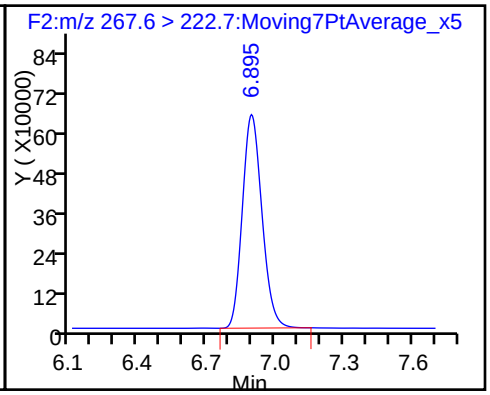

4 Perfluoropentanoic acid

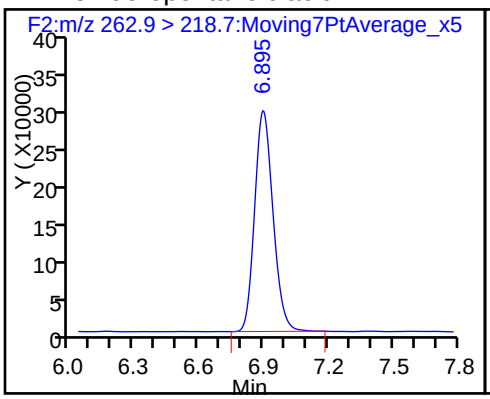

51 Perfluorobutanesulfonic acid

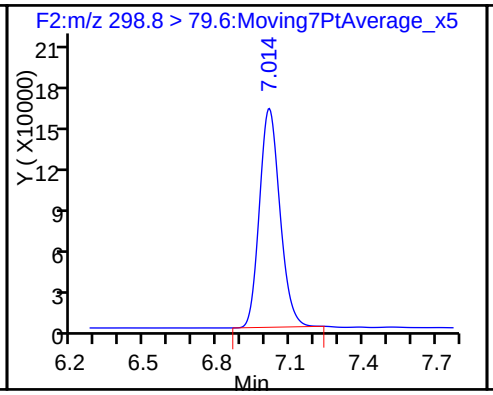

D 6 13C2 PFHxA

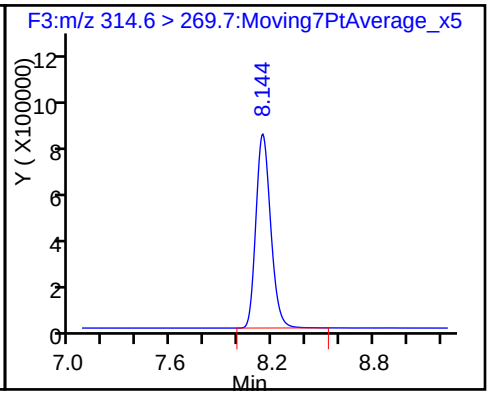

7 Perfluorohexanoic acid

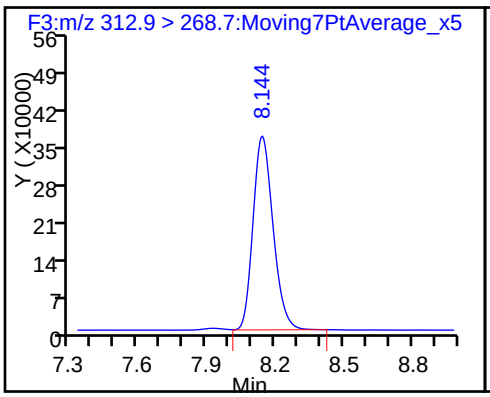

D 8 13C4-PFHpA

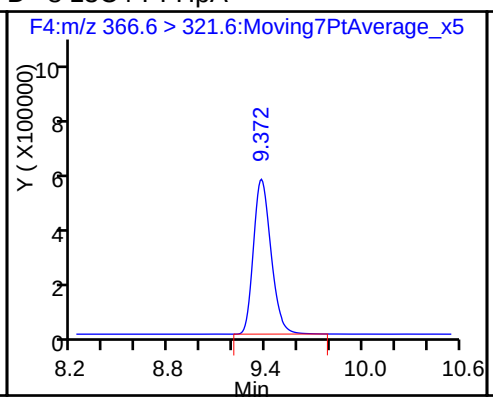

9 Perfluoroheptanoic acid

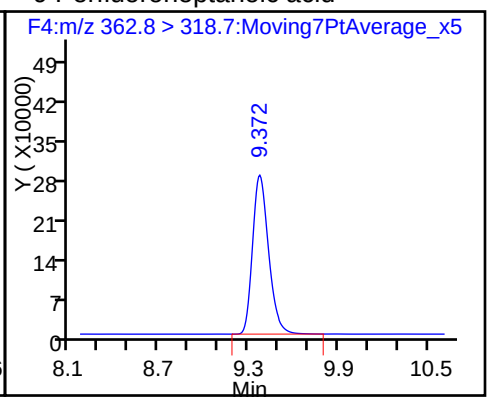

58 Perfluorohexanesulfonic acid

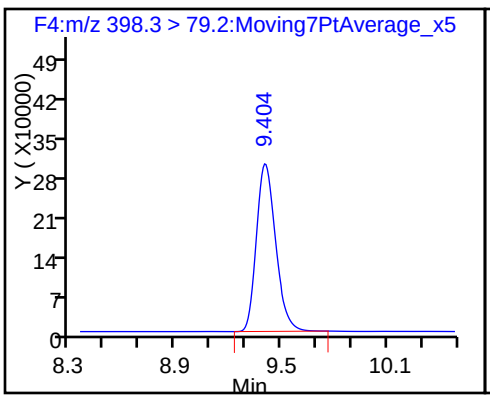

D 11 18O2 PFHxS

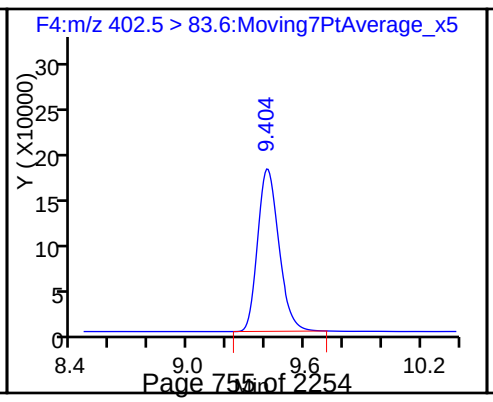

D 12 13C4 PFOA

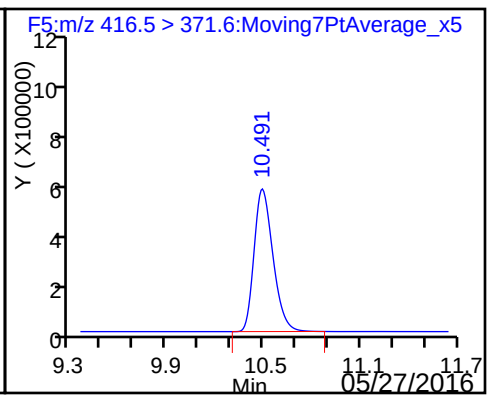

13 Perfluorooctanoic acid

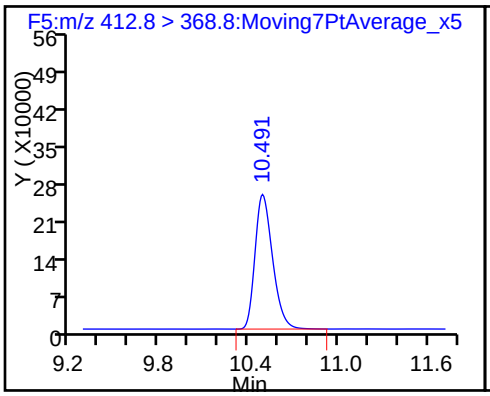

13 Perfluorooctanoic acid

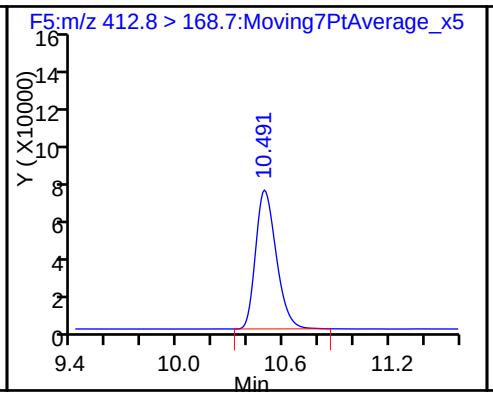

39 Perfluoroheptanesulfonic Acid

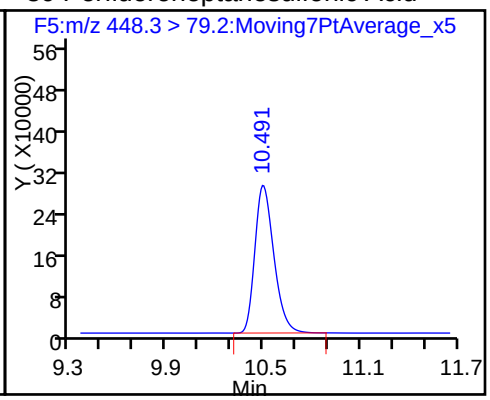

D 16 13C4 PFOS

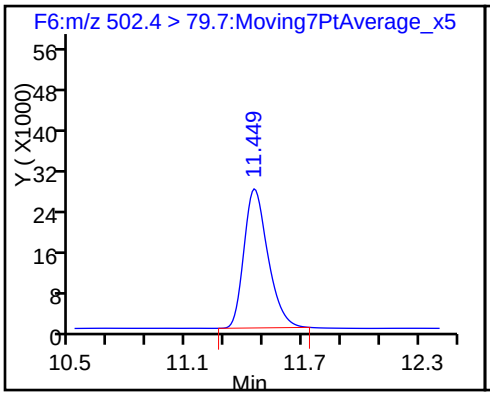

15 Perfluorooctane sulfonic acid

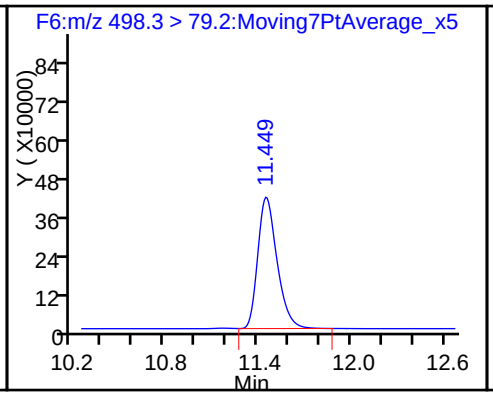

15 Perfluorooctane sulfonic acid

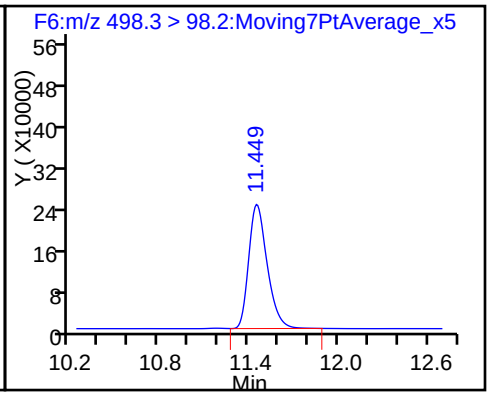

D 17 13C5 PFNA

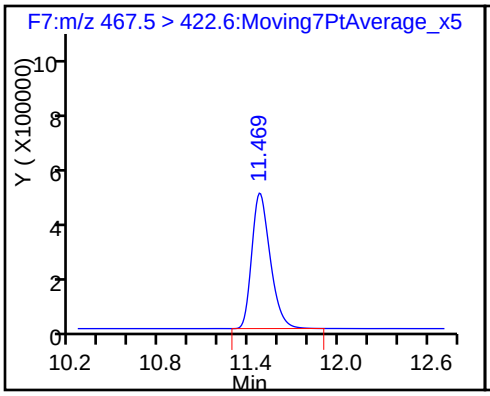

18 Perfluorononanoic acid

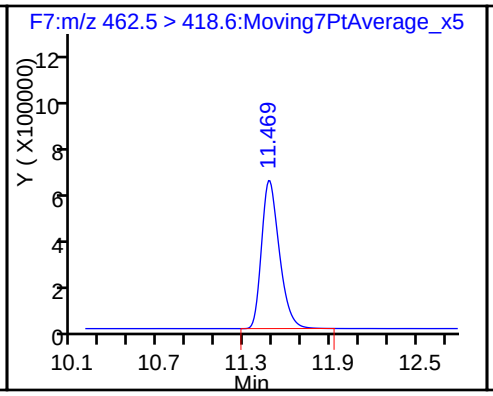

D 19 13C2 PFDA

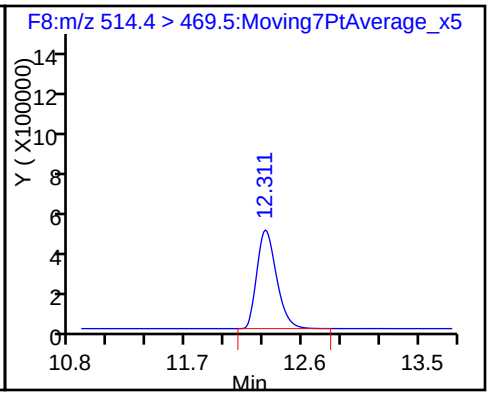

20 Perfluorodecanoic acid

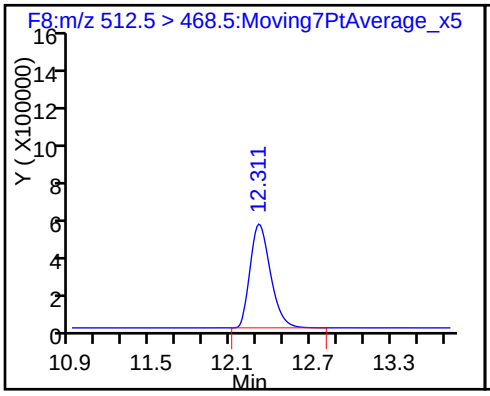

D 23 13C8 FOSA

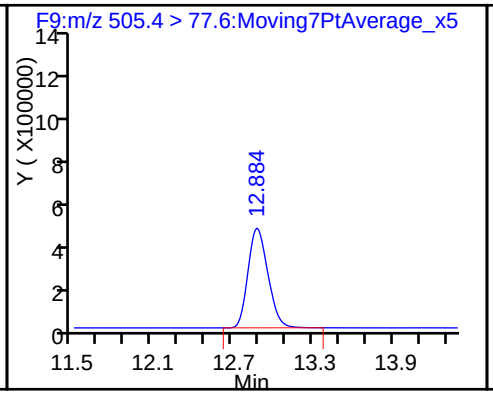

24 Perfluorooctane Sulfonamide

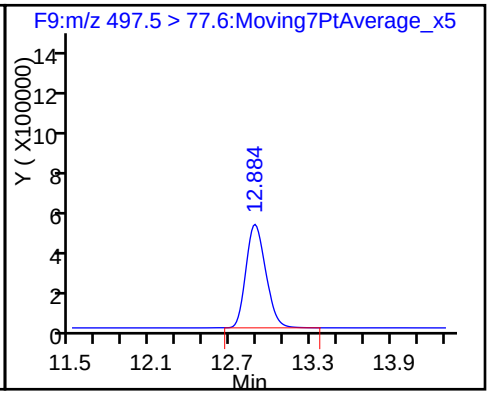

49 Perfluorodecane Sulfonic acid

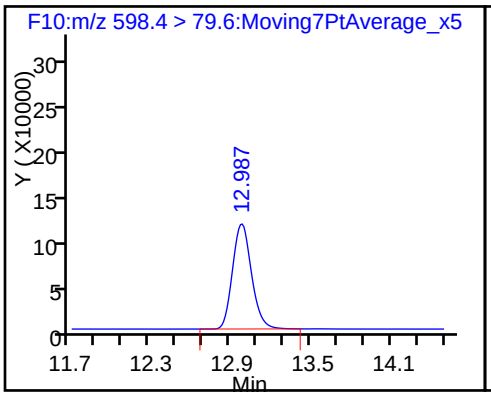

27 Perfluoroundecanoic acid

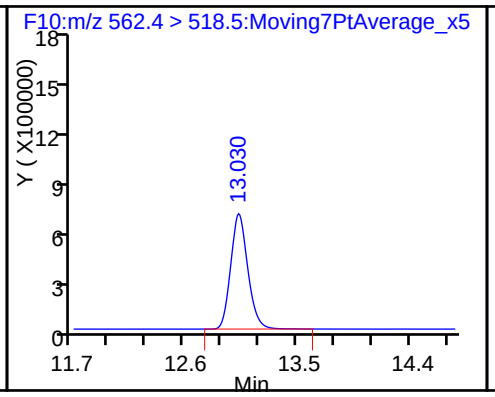

D 26 13C2 PFUnA

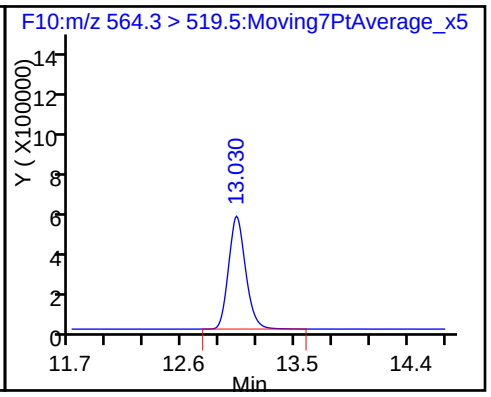

D 28 13C2 PFDoA

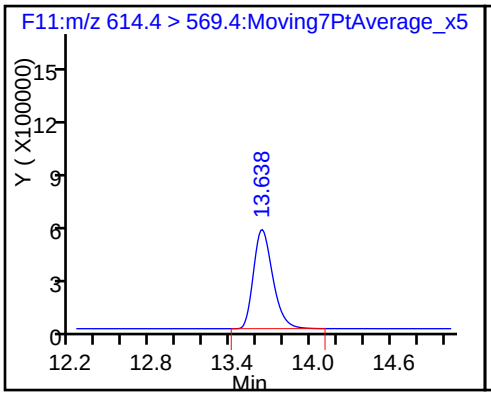

29 Perfluorododecanoic acid

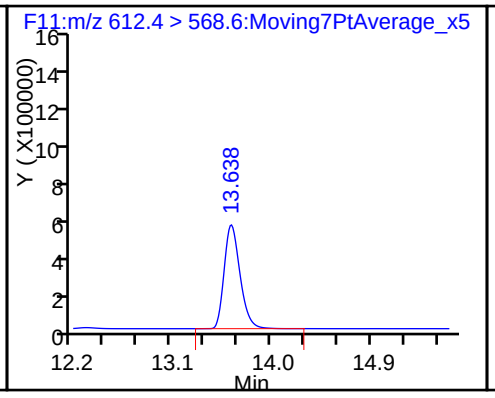

30 Perfluorotridecanoic acid

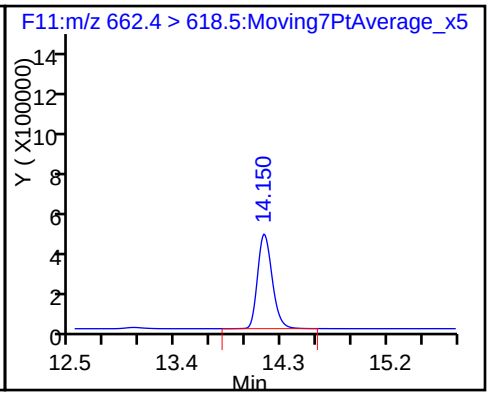

32 Perfluorotetradecanoic acid

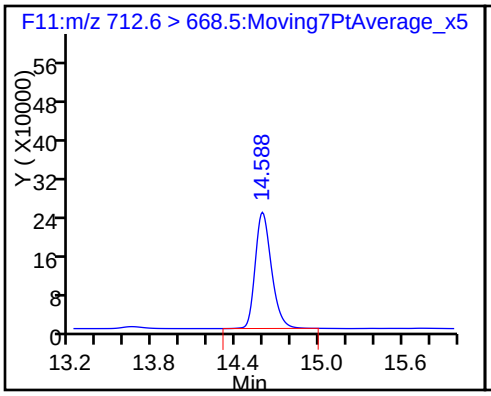

D 33 13C2-PFTeDA

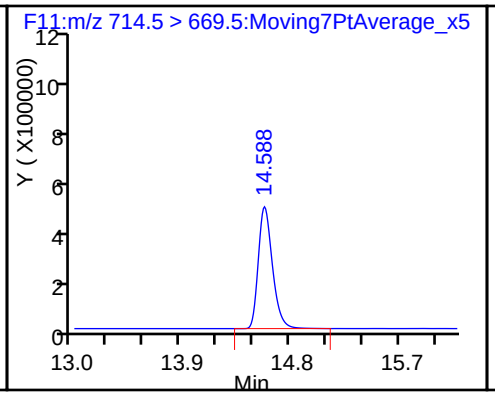

D 35 13C2-PFHxDA

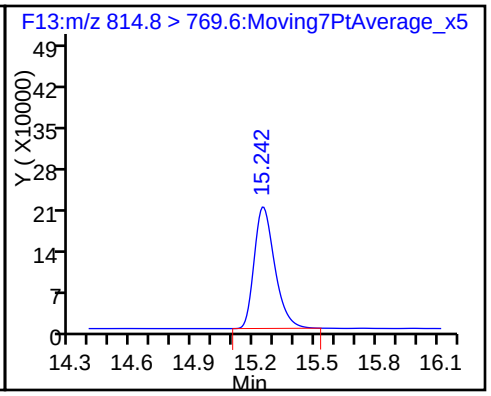

34 Perfluorohexadecanoic acid

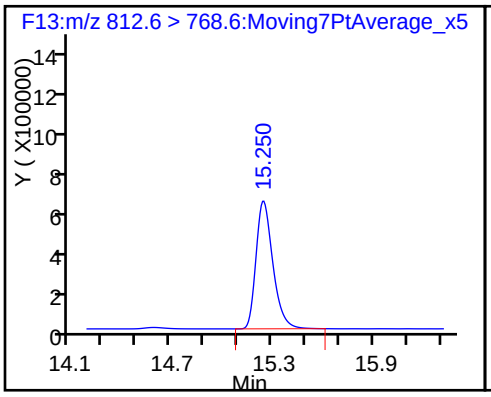

36 Perfluorooctandecanoic acid

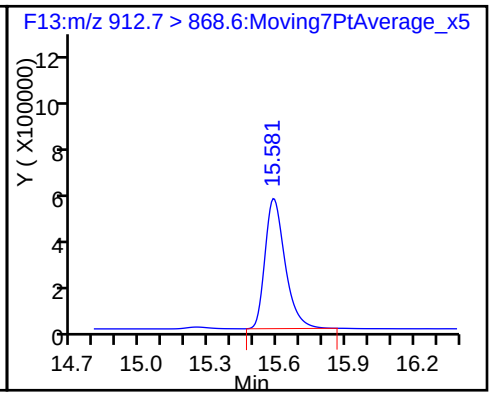

FORM VII
LCMS CONTINUING CALIBRATION DATA

Lab Name: TestAmerica Sacramento Job No.: 320-18794-1

SDG No.:

Lab Sample ID: CCV 320-111390/64 Calibration Date: 05/26/2016 13:49

Instrument ID: A4 Calib Start Date: 05/25/2016 16:55

GC Column: Acquity ID: 2.10(mm) Calib End Date: 05/25/2016 19:01

Lab File ID: 25MAY2016B4A_064.d Conc. Units: ng/mL

ANALYTE	CURVE TYPE	AVE RRF	RRF	MIN RRF	CALC AMOUNT	SPIKE AMOUNT	%D	MAX %D
Perfluorobutanoic acid (PFBA)	AveID	0.6418	0.6718		52.3	50.0	4.7	25.0
Perfluoropentanoic acid (PFPeA)	AveID	0.5079	0.4928		48.5	50.0	-3.0	25.0
Perfluorobutanesulfonic acid (PFBS)	L2ID	0.7655	0.7326		44.2	44.2	0.0	25.0
Perfluorohexanoic acid (PFHxA)	L1ID		0.4616		51.3	50.0	2.5	25.0
Perfluoroheptanoic acid (PFHpA)	L2ID		0.5380		55.7	50.0	11.5	25.0
Perfluorohexanesulfonic acid (PFHxS)	AveID	1.705	1.591		44.0	47.3	-6.7	25.0
Perfluoroheptanesulfonic Acid (PFHpS)	L2ID	7.344	8.682		53.4	47.6	12.1	25.0
Perfluorooctanoic acid (PFOA)	L1ID	0.4698	0.4627		51.1	50.0	2.2	25.0
Perfluorooctanesulfonic acid (PFOS)	L1ID	11.43	13.34		46.2	47.8	-3.3	25.0
Perfluorononanoic acid (PFNA)	L2ID		1.221		49.6	50.0	-0.8	25.0
Perfluorodecanoic acid (PFDA)	AveID	1.039	1.148		55.3	50.0	10.5	25.0
Perfluorooctane Sulfonamide (FOSA)	AveID	1.069	1.178		55.1	50.0	10.1	25.0
Perfluorodecanesulfonic acid (PFDS)	AveID	4.187	4.102		47.0	48.2	-2.0	25.0
Perfluoroundecanoic acid (PFUnA)	AveID	1.179	1.190		50.5	50.0	0.9	25.0
Perfluorododecanoic acid (PFDoA)	AveID	0.9121	0.9790		53.7	50.0	7.3	25.0
Perfluorotridecanoic Acid (PFTriA)	AveID	1.025	1.053		51.3	50.0	2.7	25.0
Perfluorotetradecanoic acid (PFTeA)	AveID	0.5424	0.4888		45.1	50.0	-9.9	25.0
Perfluoro-n-hexadecanoic acid (PFHxDA)	L2ID		2.693		51.6	50.0	3.2	25.0
Perfluoro-n-octandecanoic acid (PFODA)	AveID	2.211	2.266		51.2	50.0	2.5	25.0

TestAmerica Sacramento
Target Compound Quantitation Report

Data File: \\ChromNA\Sacramento\ChromData\A4\20160525-31065.b\25MAY2016B4A_064.d
Lims ID: CCV L5
Client ID:
Sample Type: CCV
Inject. Date: 26-May-2016 13:49:32 ALS Bottle#: 14 Worklist Smp#: 64
Injection Vol: 15.0 ul Dil. Factor: 1.0000
Sample Info: CCV L5
Misc. Info.: Acquity BEH C18,1.7u, 3X150mm,T=35C
Operator ID: JRB Instrument ID: A4
Sublist: chrom-PFAC_A4*sub12

Method: \\ChromNA\Sacramento\ChromData\A4\20160525-31065.b\PFAC_A4.m
Limit Group: LC PFC_DOD ICAL
Last Update: 26-May-2016 14:56:20 Calib Date: 25-May-2016 19:01:43
Integrator: Picker
Quant Method: Isotopic Dilution Quant By: Initial Calibration
Last ICal File: \\ChromNA\Sacramento\ChromData\A4\20160525-31065.b\25MAY2016B4A_011.d

Column 1 : Det: F1:MRM
Process Host: XAWRK003

First Level Reviewer: barnettj Date: 26-May-2016 14:50:11

Signal	RT	EXP RT	DLT RT	REL RT	Response	Amount ng/ml	Ratio(Limits)	%Rec	S/N	Flags
2 Perfluorobutyric acid										
212.7 > 168.6	5.791	5.798	-0.007	1.000	3909541	52.3		105	10035	
D 1 13C4 PFBA										
216.7 > 171.5	5.794	5.798	-0.004		5819143	68.8		138	18650	
D 3 13C5-PFPeA										
267.6 > 222.7	6.895	6.907	-0.012		4228763	55.1		110	8144	
4 Perfluoropentanoic acid										
262.9 > 218.7	6.899	6.910	-0.011	1.000	2083837	48.5		97.0	907	
5 Perfluorobutane Sulfonate										
298.8 > 79.6	7.014	7.024	-0.010	1.000	1021530	NC			2076	
298.8 > 98.6	7.010	7.024	-0.014	0.999	677240		1.51(0.00-0.00)		1356	
51 Perfluorobutanesulfonic acid										
298.8 > 79.6	7.014	7.024	-0.010	1.000	1021530	44.2		100		
D 6 13C2 PFHxA										
314.6 > 269.7	8.144	8.156	-0.012		5142554	61.9		124	11094	
7 Perfluorohexanoic acid										
312.9 > 268.7	8.144	8.157	-0.013	1.000	2373850	51.3		103	2342	
22 PFPeS (Perflouro-1-pentanesulfonat										
348.7 > 79.5	8.220	8.231	-0.011	0.874	1999761	NC			9023	
D 8 13C4-PFHpA										
366.6 > 321.6	9.372	9.387	-0.015		4424729	51.8		104	6396	
9 Perfluoroheptanoic acid										
362.8 > 318.7	9.372	9.388	-0.016	1.000	2380302	55.7		111	4855	
10 Perfluorohexane Sulfonate										
398.3 > 79.2	9.404	9.421	-0.017	1.000	2373405	NC			2875	
58 Perfluorohexanesulfonic acid										
398.3 > 79.2	9.404	9.421	-0.017	1.000	2373405	44.0		93.1		

Signal	RT	EXP RT	DLT RT	REL RT	Response	Amount ng/ml	Ratio(Limits)	%Rec	S/N	Flags
D 11 18O2 PFHxS										
402.5 > 83.6	9.404	9.422	-0.018		1492109	50.3		106	3060	
D 12 13C4 PFOA										
416.5 > 371.6	10.491	10.503	-0.012		4761254	53.4		107	7285	
13 Perfluorooctanoic acid										
412.8 > 368.8	10.491	10.504	-0.013	1.000	2203209	51.1		102	3047	
412.8 > 168.7	10.491	10.504	-0.013	1.000	699540		3.15(0.00-0.00)		1803	
39 Perfluoroheptanesulfonic Acid										
448.3 > 79.2	10.491	10.508	-0.017	1.000	2485571	53.4		112		
14 Perfluoroheptane Sulfonate										
448.3 > 79.2	10.491	10.508	-0.017	1.000	2485571	NC			5482	
D 16 13C4 PFOS										
502.4 > 79.7	11.449	11.465	-0.016		287502	42.6		89.1	1295	
15 Perfluorooctane sulfonic acid										
498.3 > 79.2	11.449	11.466	-0.017	1.000	3834781	46.2		96.7	4693	
498.3 > 98.2	11.449	11.466	-0.017	1.000	2258814		1.70(0.00-0.00)		2821	
D 17 13C5 PFNA										
467.5 > 422.6	11.469	11.484	-0.015		4388244	55.9		112	6278	
18 Perfluorononanoic acid										
462.5 > 418.6	11.478	11.486	-0.008	1.000	5356499	49.6		99.2	5267	
D 19 13C2 PFDA										
514.4 > 469.5	12.311	12.325	-0.014		5394950	54.0		108	6978	
20 Perfluorodecanoic acid										
512.5 > 468.5	12.311	12.325	-0.014	1.000	6191531	55.3		111	5809	
D 23 13C8 FOSA										
505.4 > 77.6	12.884	12.893	-0.009		4957169	51.4		103	3869	
24 Perfluorooctane Sulfonamide										
497.5 > 77.6	12.884	12.893	-0.009	1.000	5838662	55.1		110	3345	
25 Perfluorodecane Sulfonate										
598.4 > 79.6	12.987	12.996	-0.009	1.000	1189326	NC			3145	
49 Perfluorodecane Sulfonic acid										
598.4 > 79.6	12.987	12.996	-0.009	1.000	1189326	47.0		97.5		
27 Perfluoroundecanoic acid										
562.4 > 518.5	13.030	13.042	-0.012	1.000	6692247	50.5		101	5103	
D 26 13C2 PFUnA										
564.3 > 519.5	13.030	13.044	-0.014		5622371	55.5		111	5156	
D 28 13C2 PFDoA										
614.4 > 569.4	13.638	13.646	-0.008		5829629	55.3		111	3700	
29 Perfluorododecanoic acid										
612.4 > 568.6	13.638	13.646	-0.008	1.000	5706941	53.7		107	2568	
30 Perfluorotridecanoic acid										
662.4 > 618.5	14.150	14.162	-0.012	1.000	4389239	51.3		103	1370	
32 Perfluorotetradecanoic acid										
712.6 > 668.5	14.588	14.600	-0.012	1.000	2038037	45.1		90.1	1016	
D 33 13C2-PFTeDA										
714.5 > 669.5	14.588	14.601	-0.013		4169691	54.9		110	4008	
D 35 13C2-PFHxDA										
814.8 > 769.6	15.250	15.255	-0.005		1647750	56.5		113	2912	

Signal	RT	EXP RT	DLT RT	REL RT	Response	Amount ng/ml	Ratio(Limits)	%Rec	S/N	Flags
34 Perfluorohexadecanoic acid										
812.6 > 768.6	15.250	15.255	-0.005	1.000	4437409	51.6		103	623	
36 Perfluorooctandecanoic acid										
912.7 > 868.6	15.581	15.593	-0.012	1.000	3733517	51.2		102	2866	

QC Flag Legend

Processing Flags

NC - Not Calibrated

Reagents:

LCPFC-L5_00017 Amount Added: 1.00 Units: mL

Report Date: 26-May-2016 14:56:21 Chrom Revision: 2.2 20-Apr-2016 13:59:46

TestAmerica Sacramento

Data File: \\ChromNA\Sacramento\ChromData\A4\20160525-31065.b\25MAY2016B4A_064.d

Injection Date: 26-May-2016 13:49:32 Instrument ID: A4

Lims ID: CCV L5

Client ID:

Operator ID: JRB ALS Bottle#: 14 Worklist Smp#: 64

Injection Vol: 15.0 ul Dil. Factor: 1.0000

Method: PFAC_A4 Limit Group: LC PFC_DOD ICAL

2 Perfluorobutyric acid

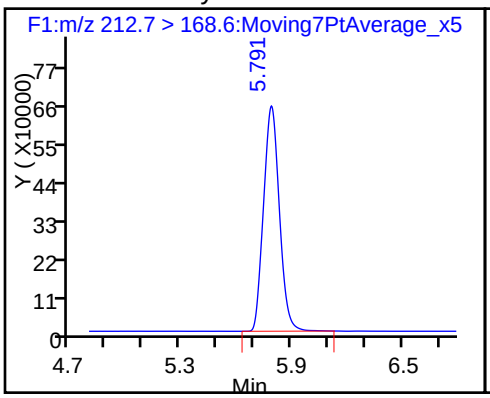

D 1 13C4 PFBA

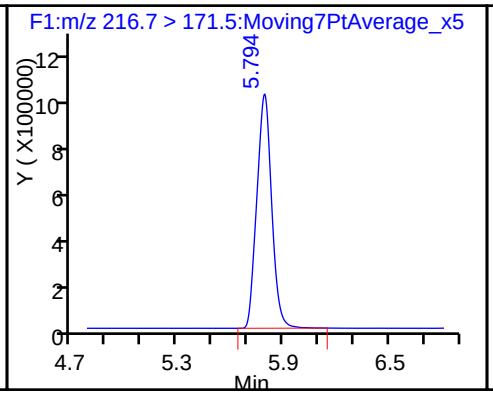

D 3 13C5-PFPeA

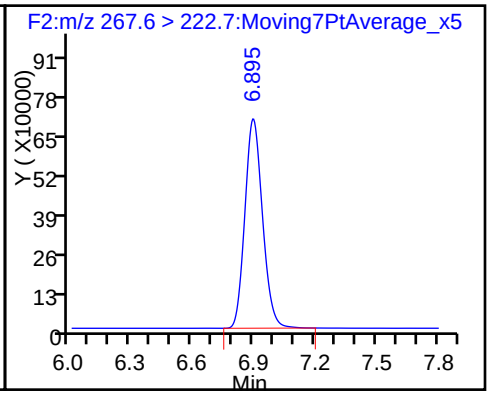

4 Perfluoropentanoic acid

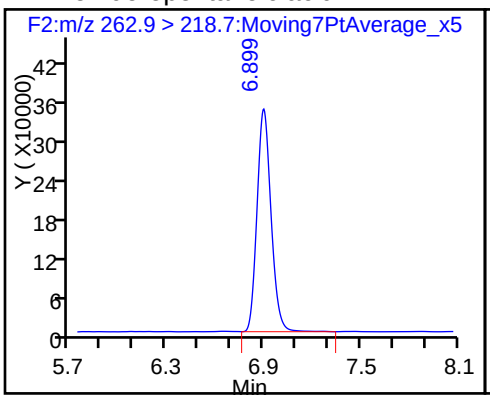

51 Perfluorobutanesulfonic acid

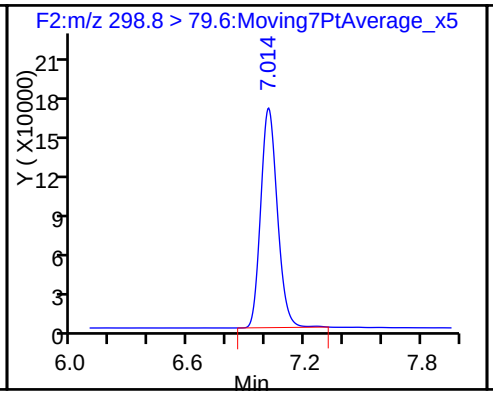

D 6 13C2 PFHxA

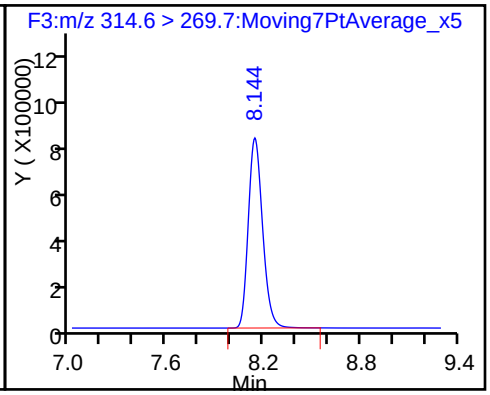

7 Perfluorohexanoic acid

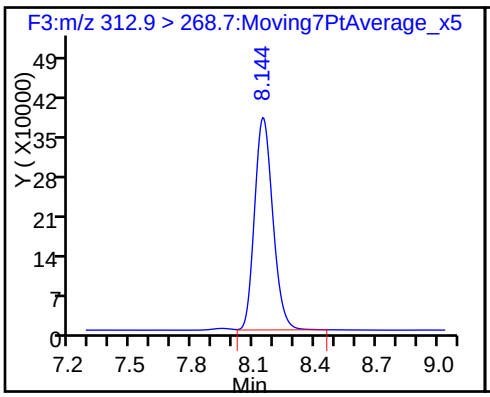

D 8 13C4-PFHpA

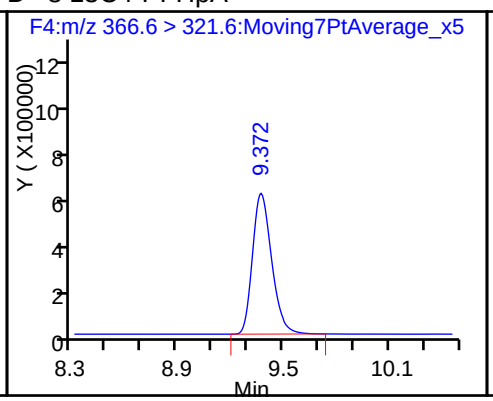

9 Perfluoroheptanoic acid

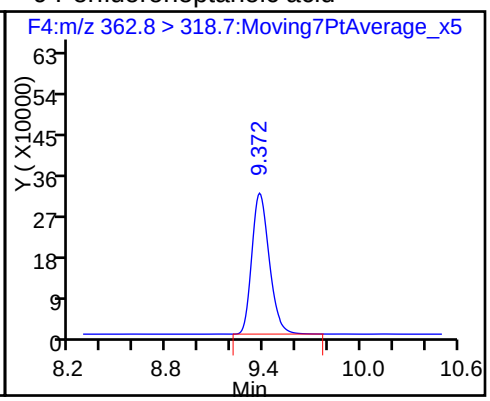

58 Perfluorohexanesulfonic acid

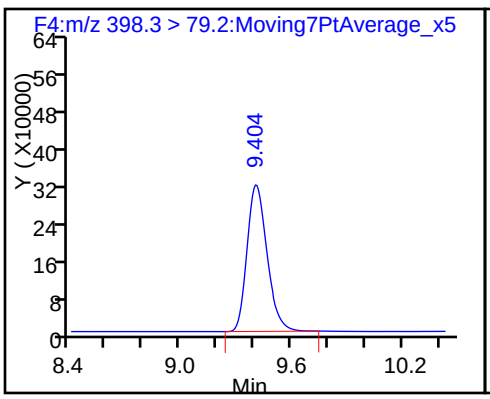

D 11 18O2 PFHxS

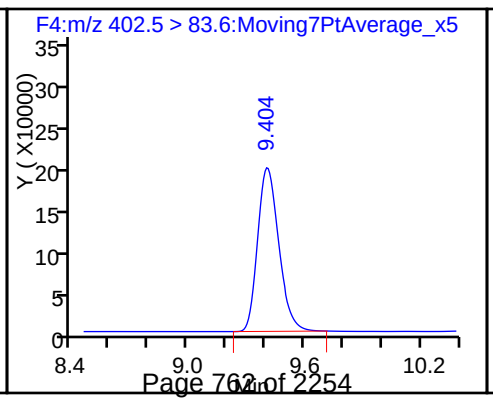

D 12 13C4 PFOA

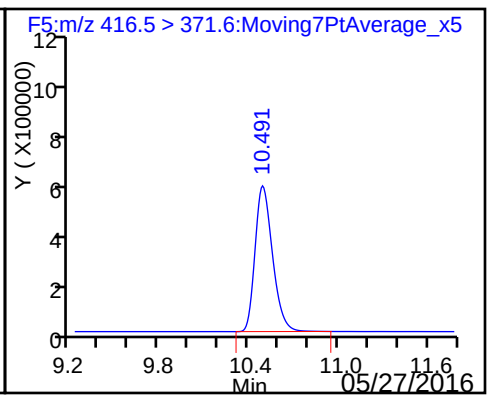

13 Perfluorooctanoic acid

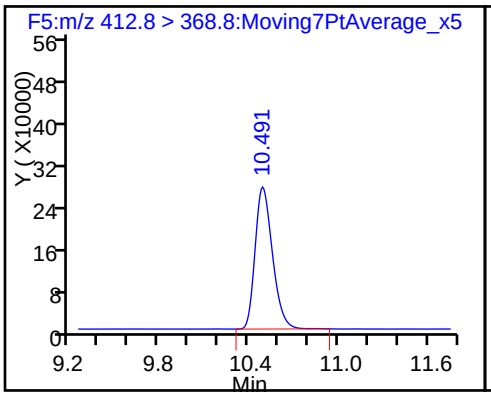

13 Perfluorooctanoic acid

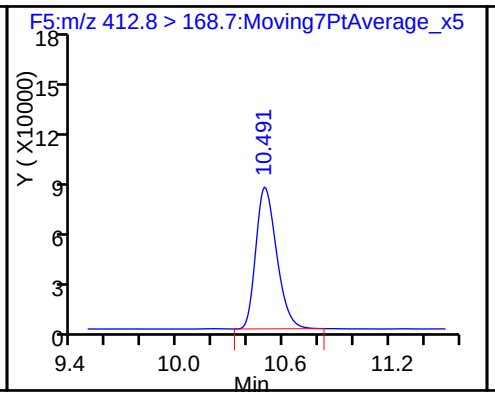

39 Perfluoroheptanesulfonic Acid

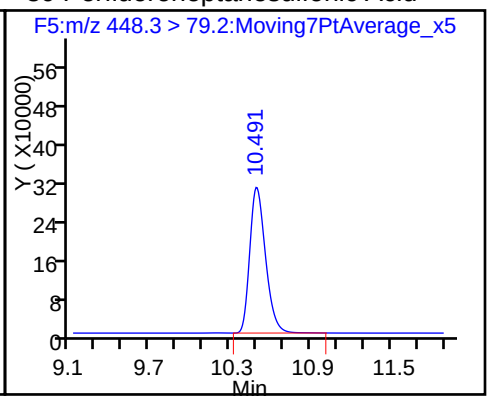

D 16 13C4 PFOS

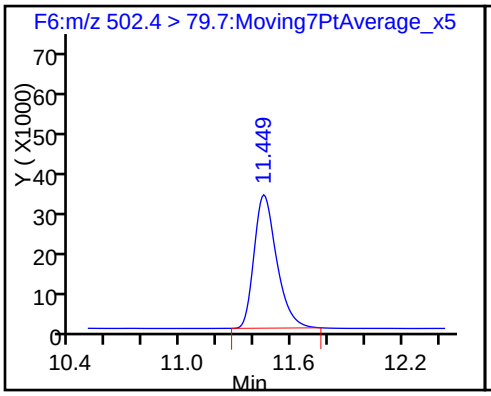

15 Perfluorooctane sulfonic acid

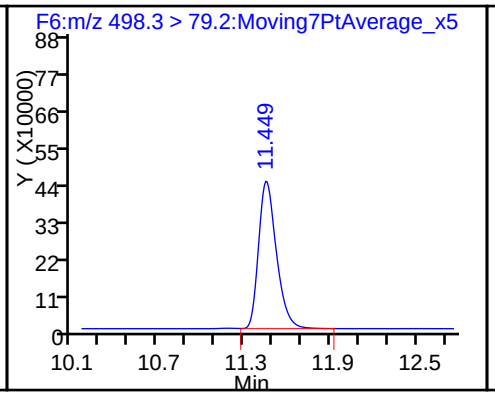

15 Perfluorooctane sulfonic acid

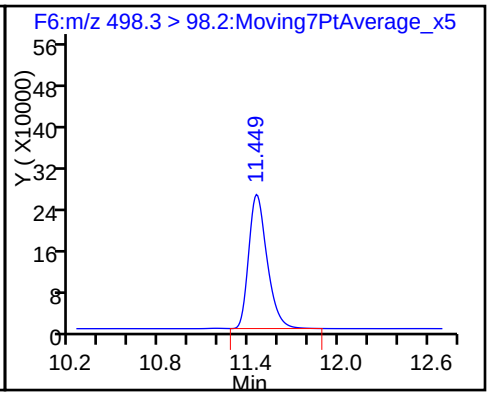

D 17 13C5 PFNA

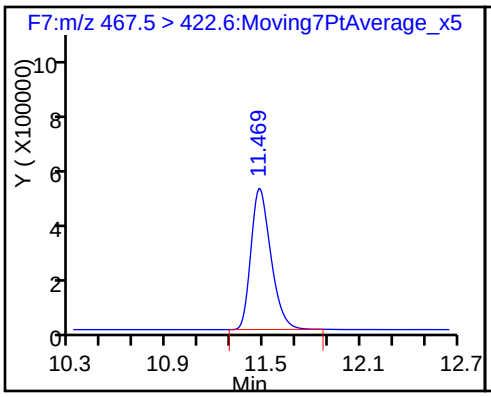

18 Perfluorononanoic acid

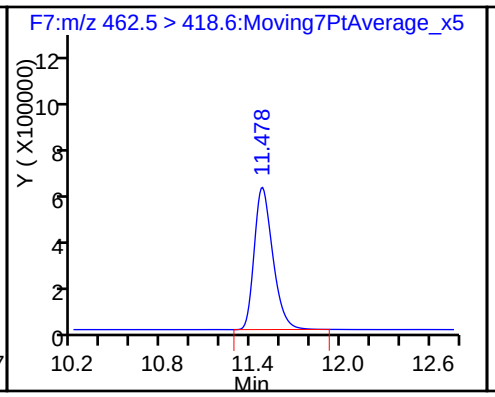

D 19 13C2 PFDA

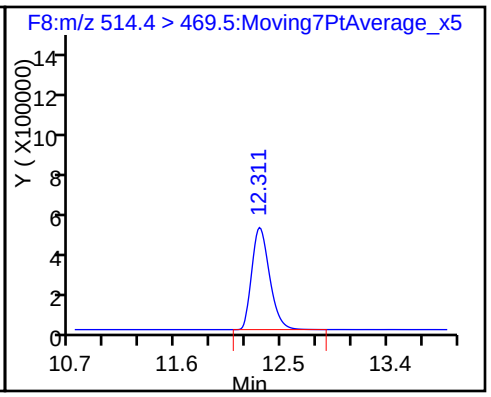

20 Perfluorodecanoic acid

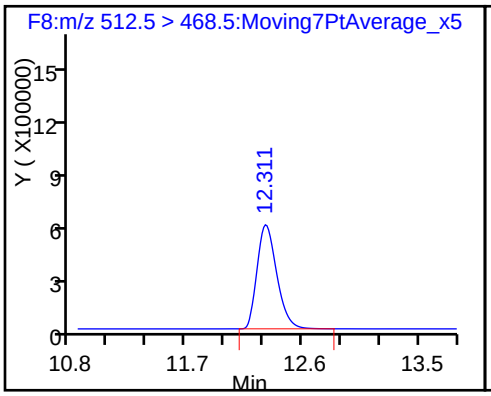

D 23 13C8 FOSA

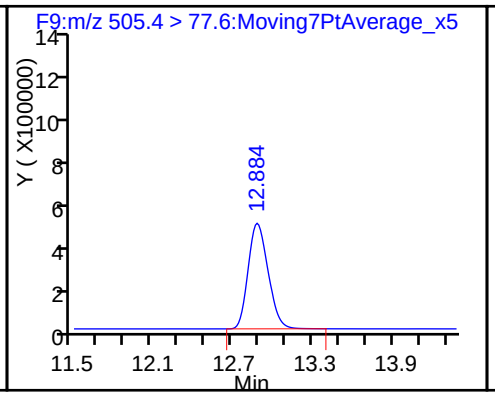

24 Perfluorooctane Sulfonamide

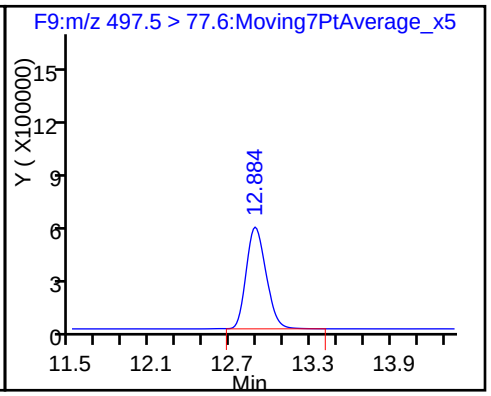

49 Perfluorodecane Sulfonic acid

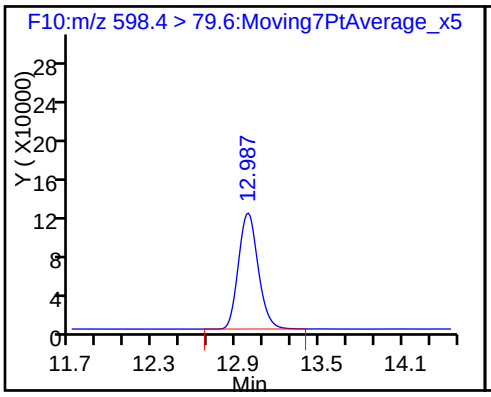

27 Perfluoroundecanoic acid

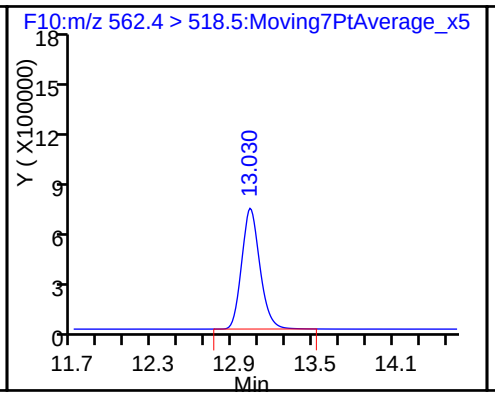

D 26 13C2 PFUnA

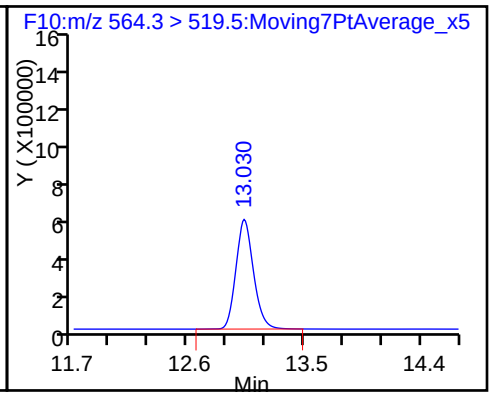

D 28 13C2 PFDoA

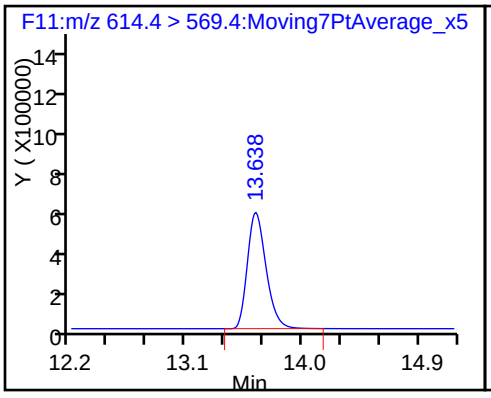

29 Perfluorododecanoic acid

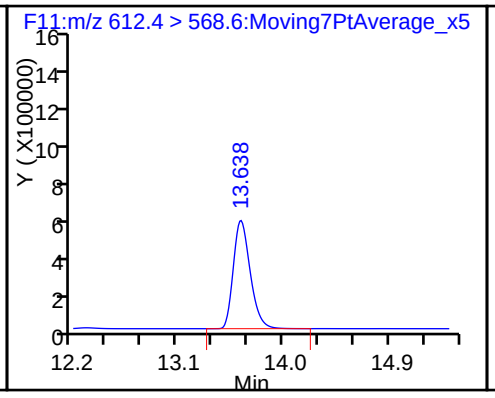

30 Perfluorotridecanoic acid

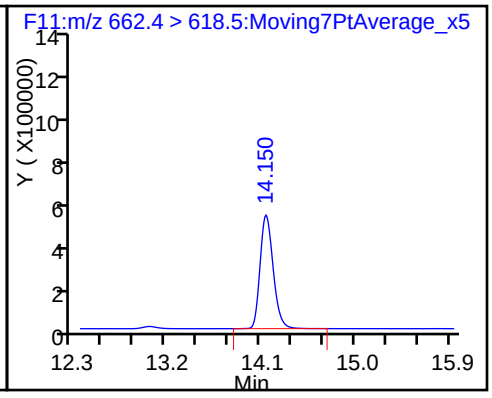

32 Perfluorotetradecanoic acid

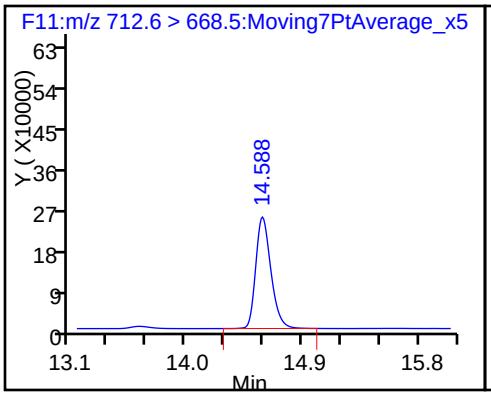

D 33 13C2-PFTeDA

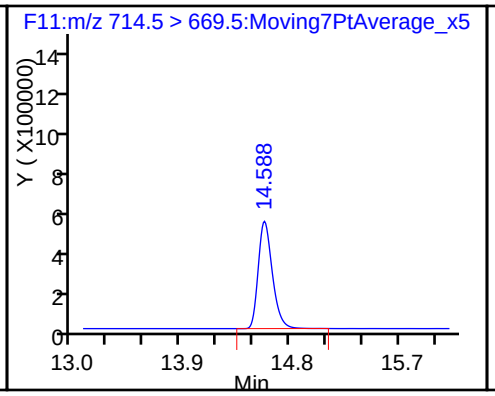

D 35 13C2-PFHxDA

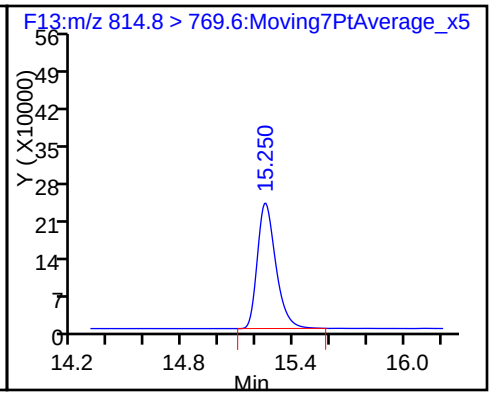

34 Perfluorohexadecanoic acid

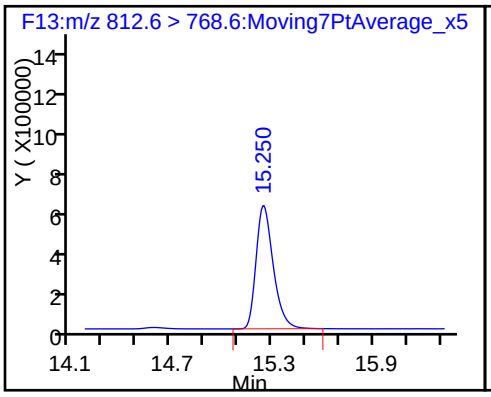

36 Perfluorooctandecanoic acid

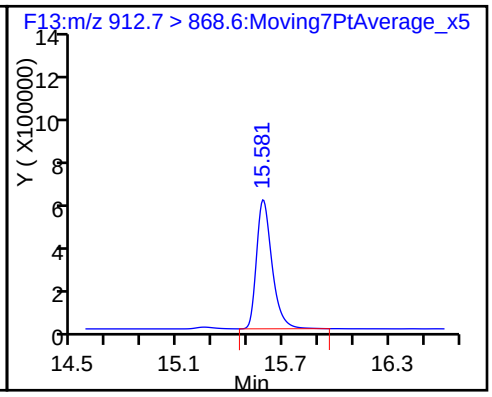

FORM VII
LCMS CONTINUING CALIBRATION DATA

Lab Name: TestAmerica Sacramento Job No.: 320-18794-1

SDG No.:

Lab Sample ID: ICV 320-111182/12 Calibration Date: 05/24/2016 19:57

Instrument ID: A6 Calib Start Date: 05/24/2016 17:07

GC Column: Acquity ID: 2.10(mm) Calib End Date: 05/24/2016 19:14

Lab File ID: 24MAY2016A6A_012.d Conc. Units: ng/mL

ANALYTE	CURVE TYPE	AVE RRF	RRF	MIN RRF	CALC AMOUNT	SPIKE AMOUNT	%D	MAX %D
Perfluorobutanoic acid (PFBA)	L2ID		1.077		43.7	50.0	-12.6	25.0
Perfluoropentanoic acid (PFPeA)	L1ID		1.145		48.7	50.0	-2.6	25.0
Perfluorobutanesulfonic acid (PFBS)	L1ID		1.208		36.5	44.3	-17.5	25.0
Perfluorohexanoic acid (PFHxA)	L1ID		0.8613		46.9	50.0	-6.2	25.0
Perfluoroheptanoic acid (PFHpA)	L1ID		0.8762		40.2	50.0	-19.7	25.0
Perfluorohexanesulfonic acid (PFHxS)	L1ID		0.9313		44.7	47.3	-5.3	25.0
Perfluorooctanoic acid (PFOA)	AveID	1.065	1.229		57.7	50.0	15.4	25.0
Perfluorooctanesulfonic acid (PFOS)	AveID	0.9314	0.8427		43.2	47.8	-9.5	25.0
Perfluorononanoic acid (PFNA)	AveID	0.9155	0.7533		41.1	50.0	-17.7	25.0
Perfluorodecanoic acid (PFDA)	L2ID		1.194		49.0	50.0	-2.0	25.0
Perfluorooctane Sulfonamide (FOSA)	AveID	1.112	1.135		51.0	50.0	2.1	25.0
Perfluorodecanesulfonic acid (PFDS)	L1ID		0.4548		45.3	48.3	-6.2	25.0
Perfluoroundecanoic acid (PFUnA)	L2ID		1.365		53.9	50.0	7.9	25.0
Perfluorododecanoic acid (PFDoA)	AveID	1.019	1.000		49.1	50.0	-1.9	25.0
Perfluorotridecanoic Acid (PFTriA)	AveID	1.479	1.474		49.8	50.0	-0.3	25.0
Perfluorotetradecanoic acid (PFTeA)	L1ID		1.569		48.9	50.0	-2.2	25.0
Perfluoro-n-hexadecanoic acid (PFHxDA)	L2ID		3.065		45.2	50.0	-9.6	25.0
Perfluoro-n-octandecanoic acid (PFODA)	AveID	4.072	4.355		53.5	50.0	7.0	25.0

TestAmerica Sacramento
Target Compound Quantitation Report

Data File: \\ChromNA\Sacramento\ChromData\A6\20160524-31021.b\24MAY2016A6A_012.d
Lims ID: ICV
Client ID:
Sample Type: ICV
Inject. Date: 24-May-2016 19:57:14 ALS Bottle#: 16 Worklist Smp#: 12
Injection Vol: 15.0 ul Dil. Factor: 1.0000
Sample Info: ICV
Misc. Info.: Acquity BEH 1.7um, 3X150mm T=50*C
Operator ID: JRB Instrument ID: A6
Sublist: chrom-PFAC_A4*sub6

Method: \\ChromNA\Sacramento\ChromData\A6\20160524-31021.b\PFAC_A6.m
Limit Group: LC PFC_DOD ICAL
Last Update: 26-May-2016 11:29:40 Calib Date: 24-May-2016 19:14:42
Integrator: Picker
Quant Method: Isotopic Dilution Quant By: Initial Calibration
Last ICal File: \\ChromNA\Sacramento\ChromData\A6\20160524-31021.b\24MAY2016A6A_010.d

Column 1 : Acquity BEH C18 (2.10 mm) Det: F1:MRM
Process Host: XAWRK003

First Level Reviewer: westendorfc Date: 25-May-2016 08:51:08

Signal	RT	EXP RT	DLT RT	REL RT	Response	Amount ng/ml	Ratio(Limits)	%Rec	S/N	Flags
2 Perfluorobutyric acid										
212.9 > 169.0	5.803	5.791	0.012	1.000	59854	43.7			3285	
D 1 13C4 PFBA										
217.0 > 172.0	5.794	5.796	-0.002		55582	45.6		91.2	698	
D 3 13C5-PFPeA										
267.9 > 223.0	6.951	6.946	0.005		117592	49.6		99.2	11512	
4 Perfluoropentanoic acid										
262.9 > 219.0	6.946	6.949	-0.003	1.000	134658	48.7			3066	
40 Perfluorobutanesulfonic acid										
298.9 > 80.0	7.075	7.074	0.001	1.000	297389	36.5				
5 Perfluorobutane Sulfonate										
298.9 > 80.0	7.075	7.074	0.001	1.000	297389	NC			441	
298.9 > 99.0	7.071	7.074	-0.003	1.000	133236		2.23(0.00-0.00)		677	
D 6 13C2 PFHxA										
315.0 > 270.0	8.219	8.223	-0.004		153017	44.5		89.0	13828	
7 Perfluorohexanoic acid										
313.0 > 269.0	8.219	8.225	-0.006	1.000	131791	46.9			12290	
D 8 13C4-PFHpA										
367.0 > 322.0	9.463	9.459	0.004		165174	45.8		91.6	15000	
9 Perfluoroheptanoic acid										
363.0 > 319.0	9.463	9.462	0.001	1.000	144719	40.2			12540	
D 11 18O2 PFHxS										
403.0 > 84.0	9.493	9.494	-0.001		263089	47.6		101	22435	
10 Perfluorohexane Sulfonate										
399.0 > 80.0	9.499	9.495	0.004	1.000	244766	NC			2202	
41 Perfluorohexanesulfonic acid										
399.0 > 80.0	9.499	9.495	0.004	1.000	244766	44.7				

Signal	RT	EXP RT	DLT RT	REL RT	Response	Amount ng/ml	Ratio(Limits)	%Rec	S/N	Flags
13 Perfluorooctanoic acid										
413.0 > 369.0	10.586	10.573	0.013	1.000	145134	57.7			9551	
413.0 > 169.0	10.577	10.573	0.004	0.999	60102		2.41(0.00-0.00)		3982	
D 12 13C4 PFOA										
417.0 > 372.0	10.577	10.577	0.0		118065	32.5		65.1	7628	
14 Perfluoroheptane Sulfonate										
449.0 > 80.0	10.586	10.585	0.001	1.000	204733	NC			13262	
15 Perfluorooctane sulfonic acid										
499.0 > 80.0	11.535	11.524	0.011	1.000	431423	43.2			1744	
499.0 > 99.0	11.535	11.524	0.011	1.000	249934		1.73(0.00-0.00)		18628	
D 16 13C4 PFOS										
503.0 > 80.0	11.526	11.524	0.002		512462	51.5		108	24974	
18 Perfluorononanoic acid										
463.0 > 419.0	11.553	11.547	0.006	1.000	141846	41.1			1405	
D 17 13C5 PFNA										
468.0 > 423.0	11.553	11.551	0.002		188289	54.7		109	13634	
20 Perfluorodecanoic acid										
513.0 > 469.0	12.373	12.376	-0.003	1.000	219049	49.0			13443	
D 19 13C2 PFDA										
515.0 > 470.0	12.373	12.380	-0.007		183401	42.9		85.8	10880	
D 23 13C8 FOSA										
506.0 > 78.0	12.994	12.993	0.001		1440030	48.9		97.9	93913	
24 Perfluorooctane Sulfonamide										
498.0 > 78.0	12.994	12.994	0.0	1.000	1634148	51.0			71603	
39 Perfluorodecane Sulfonic acid										
599.0 > 80.0	13.032	13.032	0.0	1.000	235274	45.3				
25 Perfluorodecane Sulfonate										
599.0 > 80.0	13.032	13.032	0.0	1.000	235274	NC			15947	
D 26 13C2 PFUnA										
565.0 > 520.0	13.076	13.079	-0.003		241426	43.8		87.6	16778	
27 Perfluoroundecanoic acid										
563.0 > 519.0	13.076	13.082	-0.006	1.000	329534	53.9			3565	
D 28 13C2 PFDoA										
615.0 > 570.0	13.666	13.667	-0.001		329493	46.0		92.0	21950	
29 Perfluorododecanoic acid										
613.0 > 569.0	13.666	13.667	-0.001	1.000	329486	49.1			114	
30 Perfluorotridecanoic acid										
663.0 > 619.0	14.159	14.166	-0.007	1.000	485819	49.8			648	
D 33 13C2-PFTeDA										
715.0 > 670.0	14.589	14.589	0.0		531672	50.7		101	48125	
32 Perfluorotetradecanoic acid										
713.0 > 669.0	14.589	14.590	-0.001	1.000	516964	48.9			379	
34 Perfluorohexadecanoic acid										
813.0 > 769.0	15.179	15.179	0.0	1.000	1009949	45.2			966	
D 35 13C2-PFHxDA										
815.0 > 770.0	15.179	15.180	-0.001		1047882	48.8		97.7	4867	
36 Perfluorooctandecanoic acid										
913.0 > 869.0	15.456	15.450	0.006	1.000	1434923	53.5			2159	

QC Flag Legend

Processing Flags

NC - Not Calibrated

Reagents:

LCPFCIC_00017 Amount Added: 1.00 Units: mL

Report Date: 26-May-2016 11:29:41 Chrom Revision: 2.2 20-Apr-2016 13:59:46

TestAmerica Sacramento

Data File: \\ChromNA\Sacramento\ChromData\A6\20160524-31021.b\24MAY2016A6A_012.d

Injection Date: 24-May-2016 19:57:14 Instrument ID: A6

Lims ID: ICV

Client ID:

Operator ID: JRB ALS Bottle#: 16 Worklist Smp#: 12

Injection Vol: 15.0 ul Dil. Factor: 1.0000

Method: PFAC_A6 Limit Group: LC PFC_DOD ICAL

2 Perfluorobutyric acid

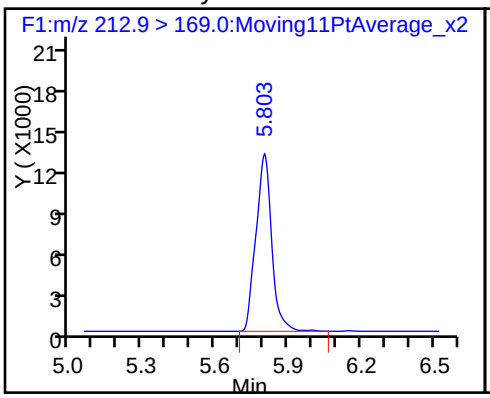

D 1 13C4 PFBA

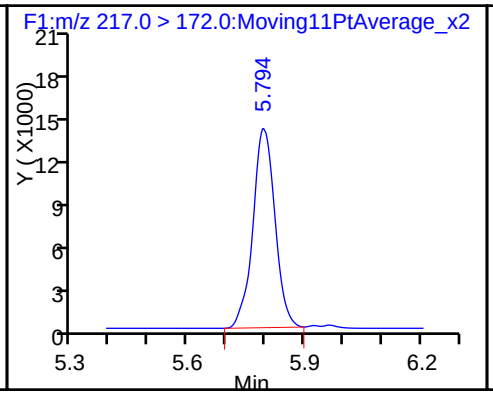

D 3 13C5-PFPeA

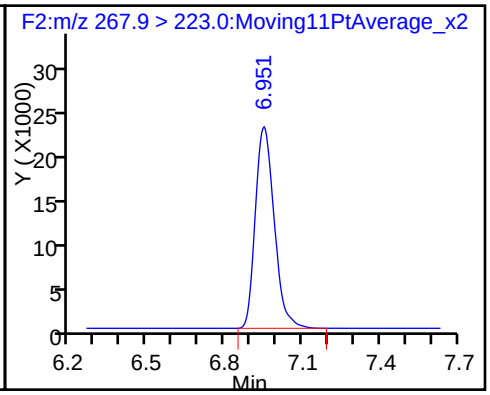

4 Perfluoropentanoic acid

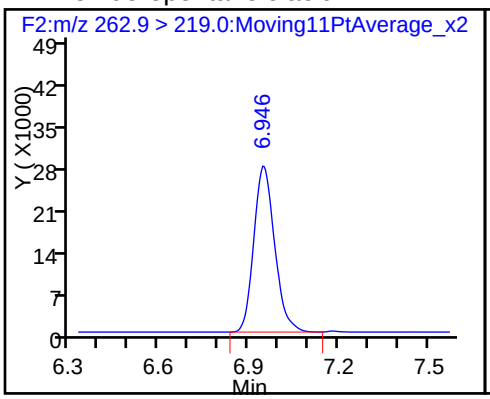

40 Perfluorobutanesulfonic acid

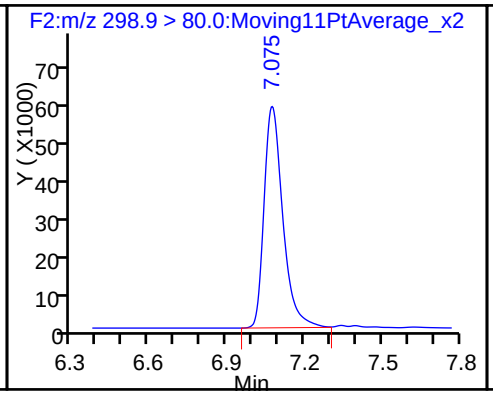

D 6 13C2 PFHxA

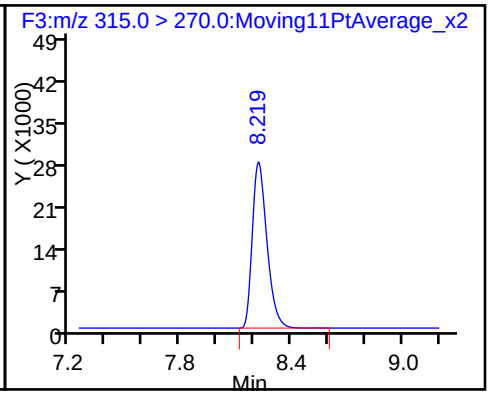

7 Perfluorohexanoic acid

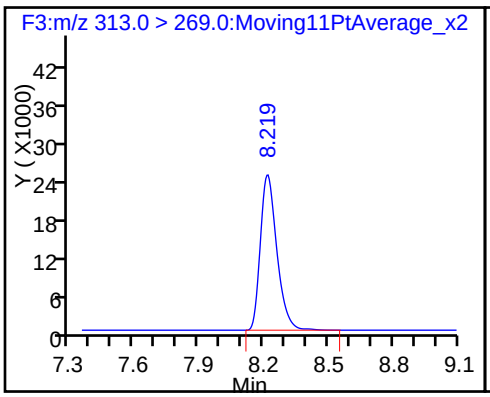

D 8 13C4-PFHpA

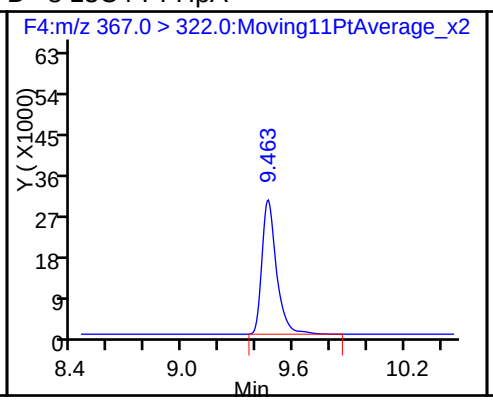

9 Perfluoroheptanoic acid

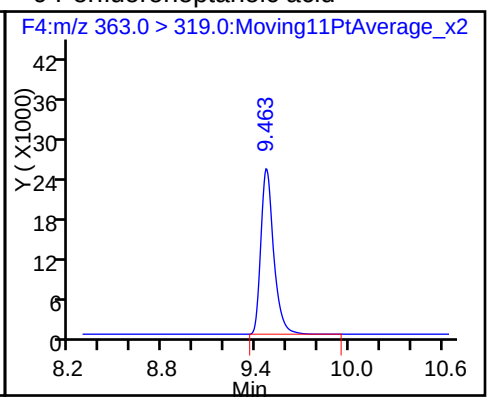

D 11 18O2 PFHxS

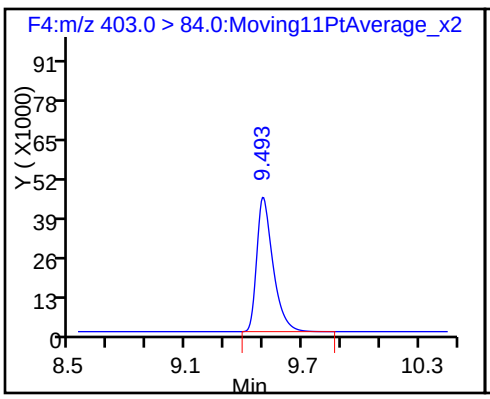

41 Perfluorohexanesulfonic acid

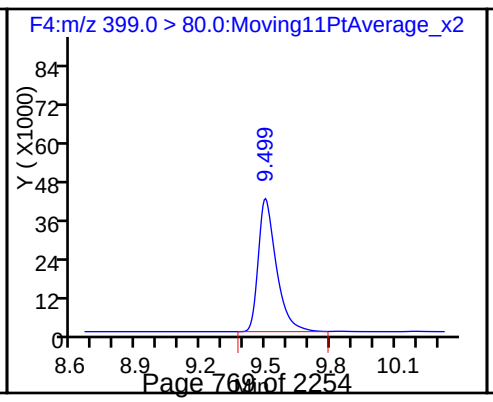

13 Perfluorooctanoic acid

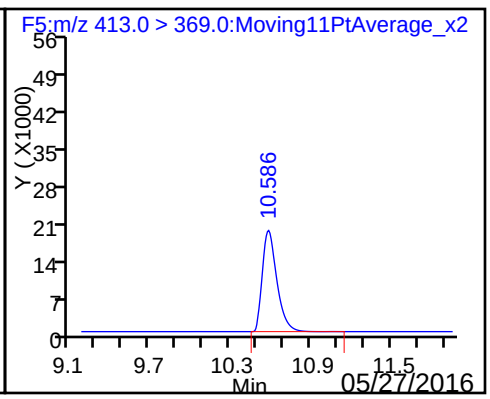

13 Perfluorooctanoic acid

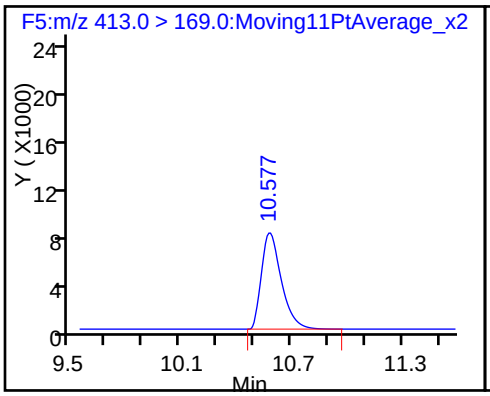

D 12 13C4 PFOA

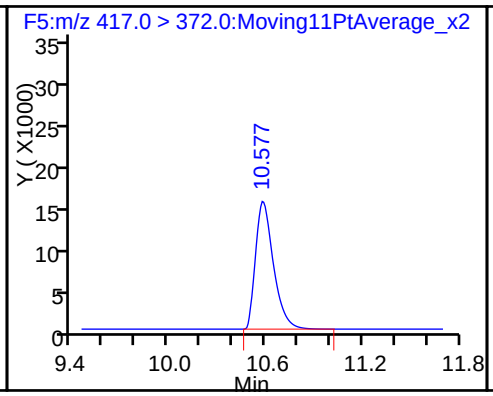

15 Perfluorooctane sulfonic acid

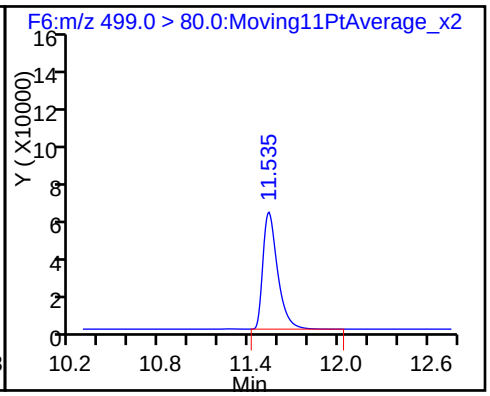

15 Perfluorooctane sulfonic acid

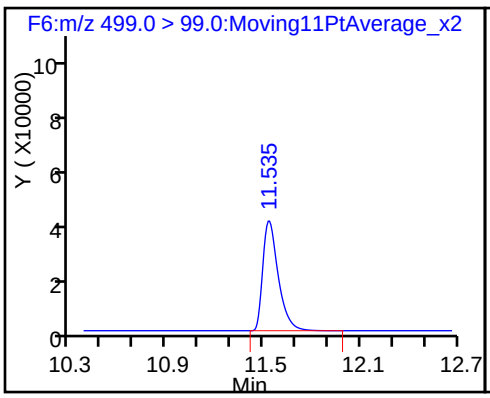

D 16 13C4 PFOS

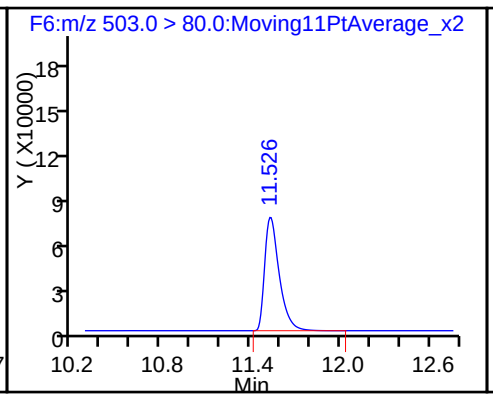

18 Perfluorononanoic acid

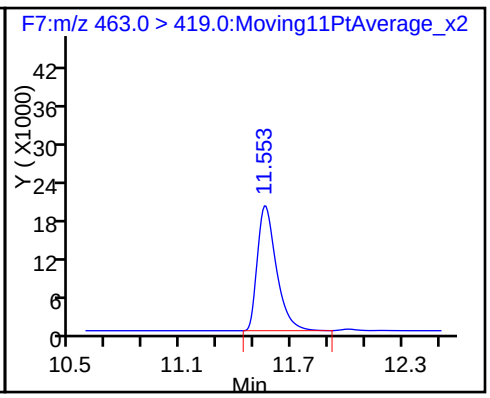

D 17 13C5 PFNA

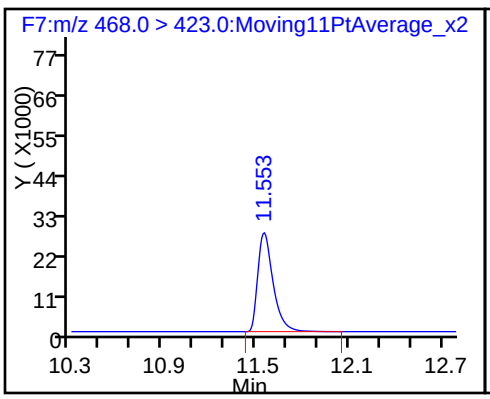

20 Perfluorodecanoic acid

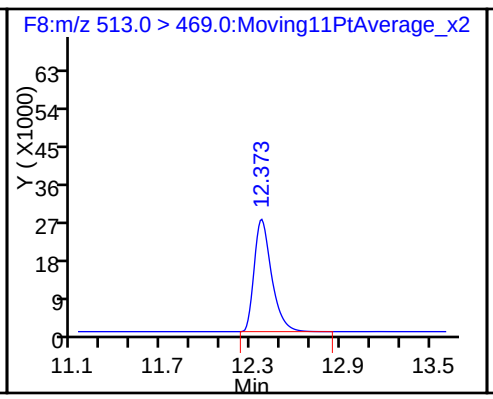

D 19 13C2 PFDA

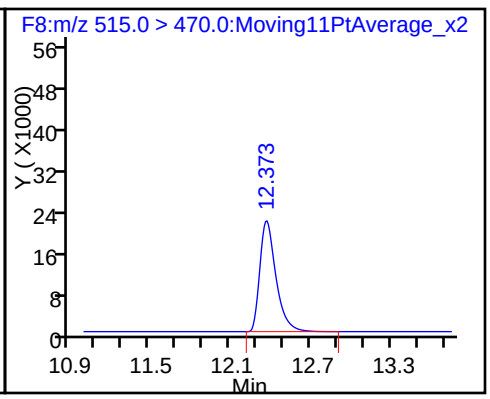

D 23 13C8 FOSA

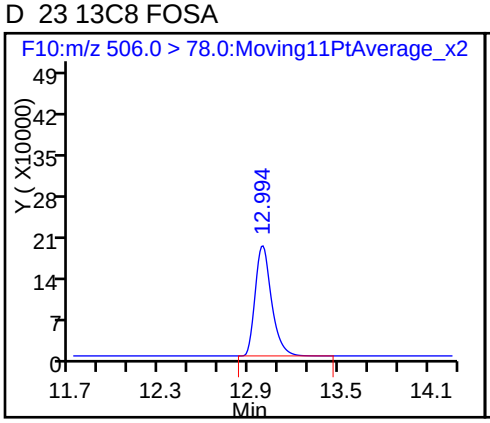

24 Perfluorooctane Sulfonamide

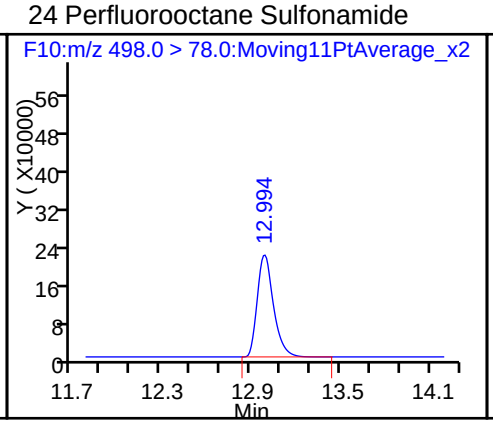

39 Perfluorodecane Sulfonic Acid

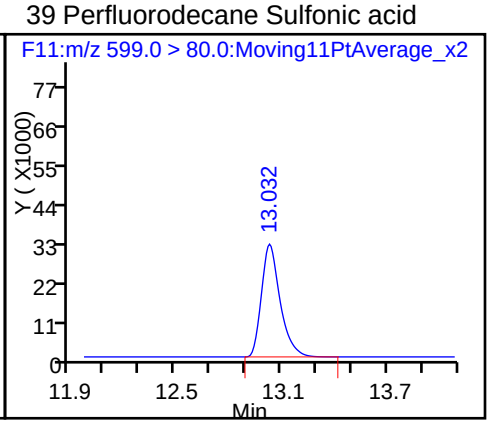

D 26 13C2 PFUnA

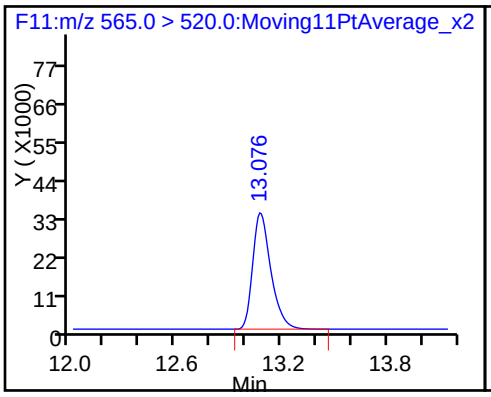

27 Perfluoroundecanoic acid

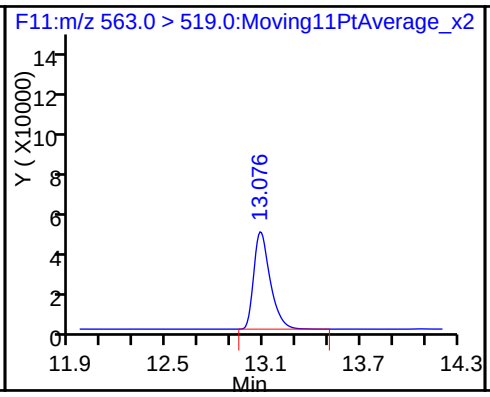

D 28 13C2 PFDoA

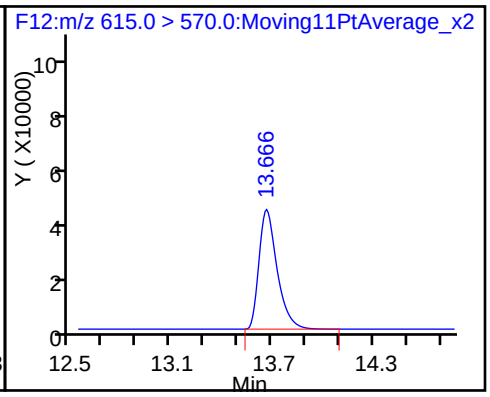

29 Perfluorododecanoic acid

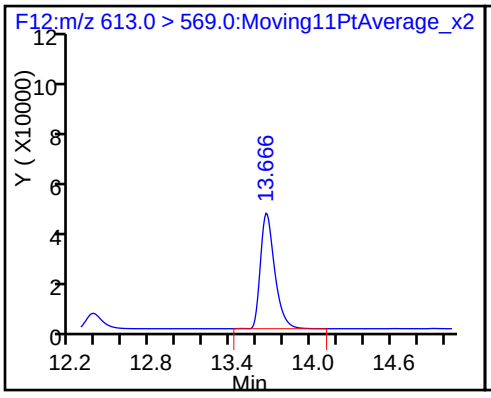

30 Perfluorotridecanoic acid

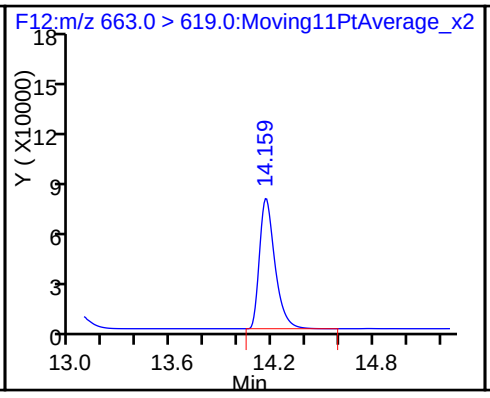

D 33 13C2-PFTeDA

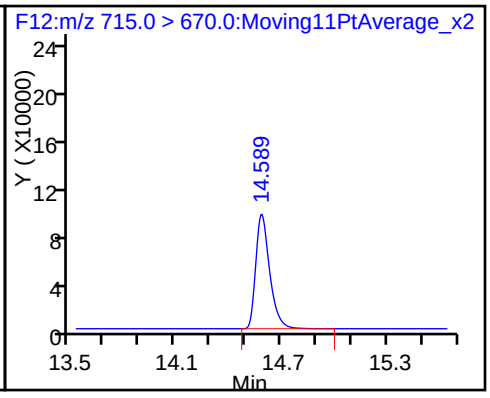

32 Perfluorotetradecanoic acid

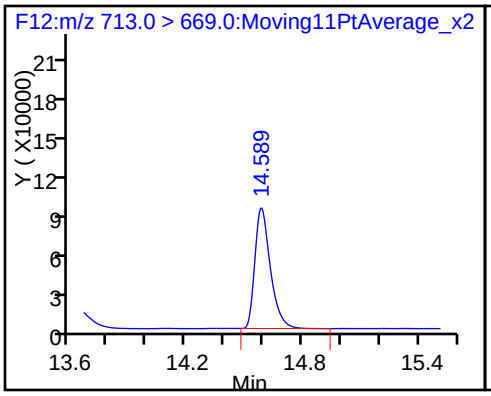

34 Perfluorohexadecanoic acid

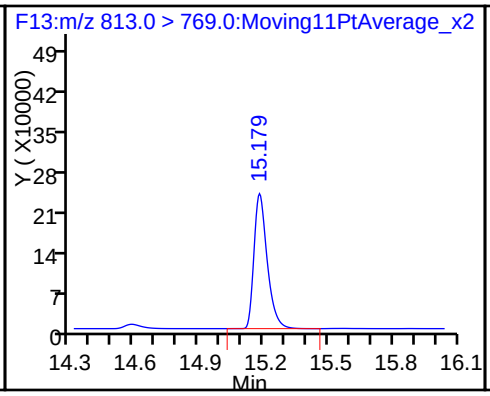

D 35 13C2-PFHxDA

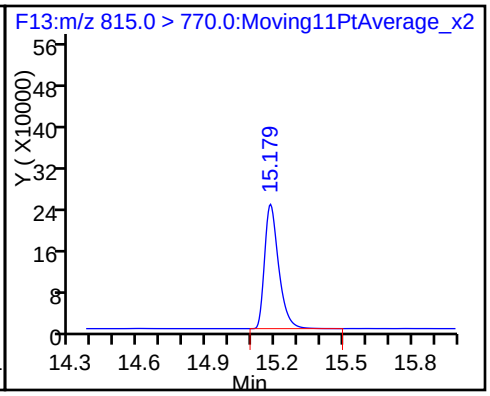

36 Perfluorooctandecanoic acid

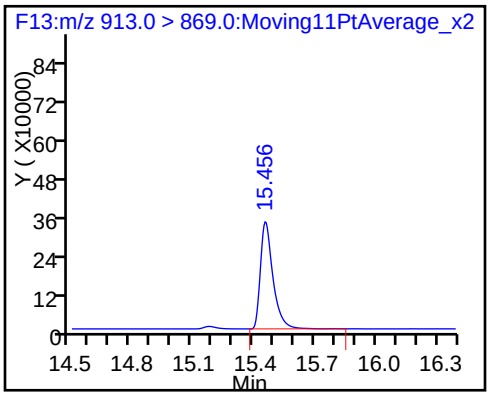

FORM VII
LCMS CONTINUING CALIBRATION DATA

Lab Name: TestAmerica Sacramento Job No.: 320-18794-1

SDG No.:

Lab Sample ID: CCV 320-111182/39 Calibration Date: 05/25/2016 05:31

Instrument ID: A6 Calib Start Date: 05/24/2016 17:07

GC Column: Acquity ID: 2.10(mm) Calib End Date: 05/24/2016 19:14

Lab File ID: 24MAY2016A6A_039.d Conc. Units: ng/mL

ANALYTE	CURVE TYPE	AVE RRF	RRF	MIN RRF	CALC AMOUNT	SPIKE AMOUNT	%D	MAX %D
Perfluorobutanoic acid (PFBA)	L2ID		1.189		19.8	20.0	-1.1	25.0
Perfluoropentanoic acid (PFPeA)	L1ID		1.050		18.2	20.0	-8.9	25.0
Perfluorobutanesulfonic acid (PFBS)	L1ID		1.267		15.3	17.7	-13.2	25.0
Perfluorohexanoic acid (PFHxA)	L1ID		0.8371		18.6	20.0	-6.9	25.0
Perfluoroheptanoic acid (PFHpA)	L1ID		0.8494		15.8	20.0	-21.0	25.0
Perfluorohexanesulfonic acid (PFHxS)	L1ID		1.026		19.8	18.9	4.7	25.0
Perfluoroheptanesulfonic Acid (PFHpS)	AveID	0.4887	0.5702		22.2	19.0	16.7	25.0
Perfluorooctanoic acid (PFOA)	AveID	1.065	0.9475		17.8	20.0	-11.1	25.0
Perfluorooctanesulfonic acid (PFOS)	AveID	0.9314	0.7707		15.8	19.1	-17.3	25.0
Perfluorononanoic acid (PFNA)	AveID	0.9155	0.8275		18.1	20.0	-9.6	25.0
Perfluorodecanoic acid (PFDA)	L2ID		1.139		18.9	20.0	-5.4	25.0
Perfluorooctane Sulfonamide (FOSA)	AveID	1.112	1.114		20.0	20.0	0.1	25.0
Perfluorodecanesulfonic acid (PFDS)	L1ID		0.4316		17.1	19.3	-11.4	25.0
Perfluoroundecanoic acid (PFUnA)	L2ID		0.8750		13.5	20.0	-32.7*	25.0
Perfluorododecanoic acid (PFDoA)	AveID	1.019	0.8769		17.2	20.0	-14.0	25.0
Perfluorotridecanoic Acid (PFTriA)	AveID	1.479	1.607		21.7	20.0	8.7	25.0
Perfluorotetradecanoic acid (PFTeA)	L1ID		1.513		18.8	20.0	-6.2	25.0
Perfluoro-n-hexadecanoic acid (PFHxDA)	L2ID		2.880		16.3	20.0	-18.4	25.0
Perfluoro-n-octandecanoic acid (PFODA)	AveID	4.072	3.639		17.9	20.0	-10.6	25.0

TestAmerica Sacramento
Target Compound Quantitation Report

Data File: \\ChromNA\Sacramento\ChromData\A6\20160524-31021.b\24MAY2016A6A_039.d
Lims ID: CCV L4
Client ID:
Sample Type: CCV
Inject. Date: 25-May-2016 05:31:42 ALS Bottle#: 12 Worklist Smp#: 39
Injection Vol: 15.0 ul Dil. Factor: 1.0000
Sample Info: CCV L4 CCV L4
Misc. Info.: Acquity BEH 1.7um, 3X150mm T=50*C
Operator ID: JRB Instrument ID: A6
Sublist: chrom-PFAC_A6*sub9

Method: \\ChromNA\Sacramento\ChromData\A6\20160524-31021.b\PFAC_A6.m
Limit Group: LC PFC_DOD ICAL
Last Update: 26-May-2016 11:33:04 Calib Date: 24-May-2016 19:14:42
Integrator: Picker
Quant Method: Isotopic Dilution Quant By: Initial Calibration
Last ICal File: \\ChromNA\Sacramento\ChromData\A6\20160524-31021.b\24MAY2016A6A_010.d

Column 1 : Acquity BEH C18 (2.10 mm) Det: F1:MRM
Process Host: XAWRK003

Signal	RT	EXP RT	DLT RT	REL RT	Response	Amount ng/ml	Ratio(Limits)	%Rec	S/N	Flags
2 Perfluorobutyric acid										
212.9 > 169.0	5.785	5.791	-0.006	1.000	24516	19.8		98.9	2655	
D 1 13C4 PFBA										
217.0 > 172.0	5.788	5.796	-0.008		51543	42.3		84.6	4115	
D 3 13C5-PFPeA										
267.9 > 223.0	6.941	6.946	-0.005		123252	52.0		104	12104	
4 Perfluoropentanoic acid										
262.9 > 219.0	6.951	6.949	0.002	1.000	51754	18.2		91.1	2784	
40 Perfluorobutanesulfonic acid										
298.9 > 80.0	7.064	7.074	-0.010	1.000	132186	15.3		86.8		
5 Perfluorobutane Sulfonate										
298.9 > 80.0	7.064	7.074	-0.010	1.000	132186	NC			2147	
298.9 > 99.0	7.064	7.074	-0.010	1.000	44772		2.95(0.00-0.00)		1922	
D 6 13C2 PFHxA										
315.0 > 270.0	8.220	8.223	-0.003		185496	54.0		108	16254	
7 Perfluorohexanoic acid										
313.0 > 269.0	8.214	8.225	-0.011	1.000	62112	18.6		93.1	5780	
D 8 13C4-PFHpA										
367.0 > 322.0	9.452	9.459	-0.007		197990	54.9		110	17555	
9 Perfluoroheptanoic acid										
363.0 > 319.0	9.452	9.462	-0.010	1.000	67272	15.8		79.0	6059	
D 11 18O2 PFHxS										
403.0 > 84.0	9.487	9.494	-0.007		279183	50.5		107	24612	
10 Perfluorohexane Sulfonate										
399.0 > 80.0	9.487	9.495	-0.008	1.000	114530	NC			2815	
41 Perfluorohexanesulfonic acid										
399.0 > 80.0	9.487	9.495	-0.008	1.000	114530	19.8		105		

Signal	RT	EXP RT	DLT RT	REL RT	Response	Amount ng/ml	Ratio(Limits)	%Rec	S/N	Flags
13 Perfluorooctanoic acid										
413.0 > 369.0	10.568	10.573	-0.005	1.000	72773	17.8		88.9	3171	
413.0 > 169.0	10.568	10.573	-0.005	1.000	33128		2.20(0.00-0.00)		2235	
D 12 13C4 PFOA										
417.0 > 372.0	10.568	10.577	-0.009		192011	52.9		106	12508	
14 Perfluoroheptane Sulfonate										
449.0 > 80.0	10.568	10.585	-0.017	1.000	118851	NC			7870	
38 Perfluoroheptanesulfonic Acid										
449.0 > 80.0	10.568	10.585	-0.017	1.000	118851	22.2		117		
15 Perfluorooctane sulfonic acid										
499.0 > 80.0	11.510	11.524	-0.014	1.000	161312	15.8		82.7	2027	
499.0 > 99.0	11.510	11.524	-0.014	1.000	93311		1.73(0.00-0.00)		7071	
D 16 13C4 PFOS										
503.0 > 80.0	11.510	11.524	-0.014		523298	52.6		110	39424	
18 Perfluorononanoic acid										
463.0 > 419.0	11.536	11.547	-0.011	1.000	66657	18.1		90.4	547	
D 17 13C5 PFNA										
468.0 > 423.0	11.536	11.551	-0.015		201389	58.5		117	14618	
20 Perfluorodecanoic acid										
513.0 > 469.0	12.362	12.376	-0.014	1.000	92943	18.9		94.6	5551	
D 19 13C2 PFDA										
515.0 > 470.0	12.362	12.380	-0.018		204048	47.7		95.5	12472	
D 23 13C8 FOSA										
506.0 > 78.0	12.984	12.993	-0.009		1457981	49.6		99.1	23737	
24 Perfluorooctane Sulfonamide										
498.0 > 78.0	12.984	12.994	-0.010	1.000	649442	20.0		100	42140	
39 Perfluorodecane Sulfonic acid										
599.0 > 80.0	13.023	13.032	-0.009	1.000	91093	17.1		88.6		
25 Perfluorodecane Sulfonate										
599.0 > 80.0	13.023	13.032	-0.009	1.000	91093	NC			6298	
D 26 13C2 PFUnA										
565.0 > 520.0	13.076	13.079	-0.003		294932	53.5		107	20535	
27 Perfluoroundecanoic acid										
563.0 > 519.0	13.076	13.082	-0.006	1.000	103225	13.5		67.3	1092	
D 28 13C2 PFDoA										
615.0 > 570.0	13.657	13.667	-0.010		355704	49.6		99.3	12039	
29 Perfluorododecanoic acid										
613.0 > 569.0	13.657	13.667	-0.010	1.000	124768	17.2		86.0	103	
30 Perfluorotridecanoic acid										
663.0 > 619.0	14.159	14.166	-0.007	1.000	228673	21.7		109	114	
D 33 13C2-PFTeDA										
715.0 > 670.0	14.576	14.589	-0.013		534879	51.0		102	19409	
32 Perfluorotetradecanoic acid										
713.0 > 669.0	14.576	14.590	-0.014	1.000	215249	18.8		93.8	120	
34 Perfluorohexadecanoic acid										
813.0 > 769.0	15.174	15.179	-0.005	1.000	409730	16.3		81.6	240	
D 35 13C2-PFHxDA										
815.0 > 770.0	15.169	15.180	-0.011		1115496	52.0		104	23816	

Signal	RT	EXP RT	DLT RT	REL RT	Response	Amount ng/ml	Ratio(Limits)	%Rec	S/N	Flags
36 Perfluorooctandecanoic acid										
913.0 > 869.0	15.446	15.450	-0.004	1.000	517823	17.9		89.4	744	

QC Flag Legend

Processing Flags

NC - Not Calibrated

Reagents:

LCPFC-L4_00020 Amount Added: 1.00 Units: mL

Report Date: 26-May-2016 11:33:05 Chrom Revision: 2.2 20-Apr-2016 13:59:46

TestAmerica Sacramento

Data File: \\ChromNA\Sacramento\ChromData\A6\20160524-31021.b\24MAY2016A6A_039.d

Injection Date: 25-May-2016 05:31:42 Instrument ID: A6

Lims ID: CCV L4

Client ID:

Operator ID: JRB ALS Bottle#: 12 Worklist Smp#: 39

Injection Vol: 15.0 ul Dil. Factor: 1.0000

Method: PFAC_A6 Limit Group: LC PFC_DOD ICAL

2 Perfluorobutyric acid

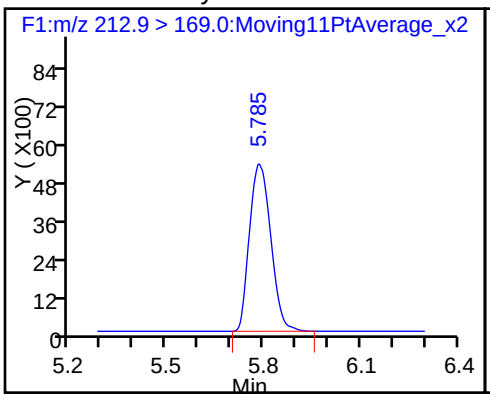

D 1 13C4 PFBA

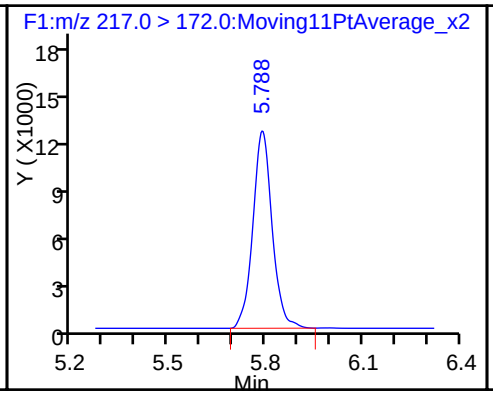

D 3 13C5-PFPeA

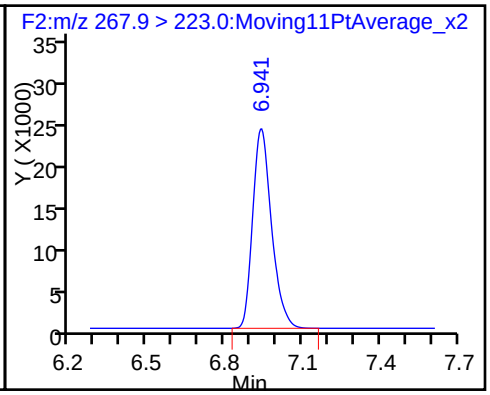

4 Perfluoropentanoic acid

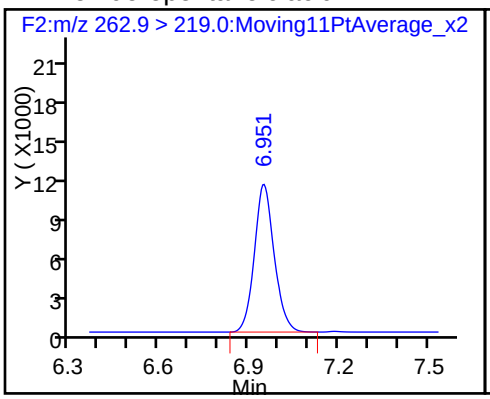

40 Perfluorobutanesulfonic acid

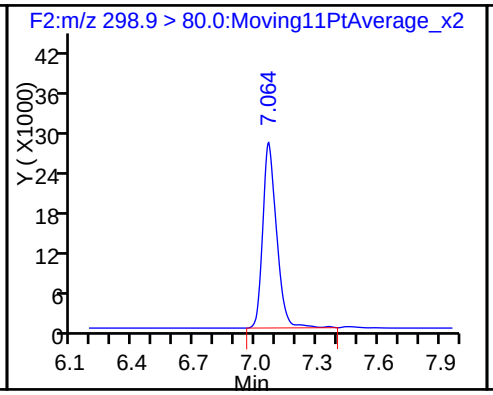

D 6 13C2 PFHxA

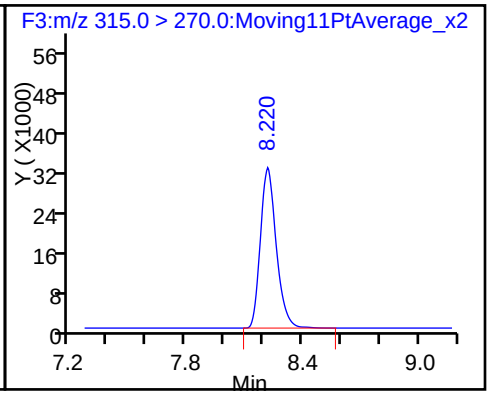

7 Perfluorohexanoic acid

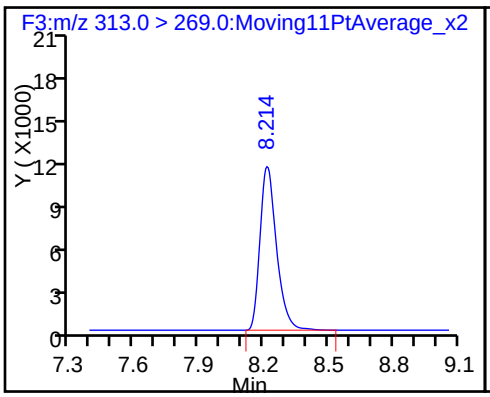

D 8 13C4-PFHpA

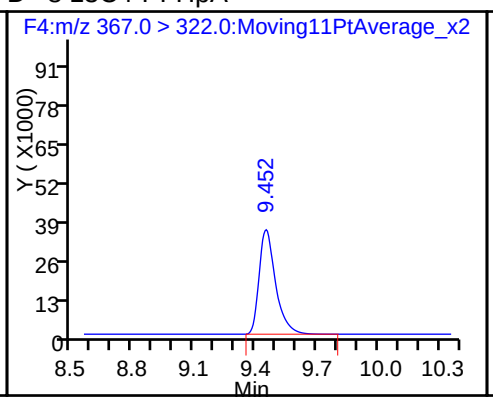

9 Perfluoroheptanoic acid

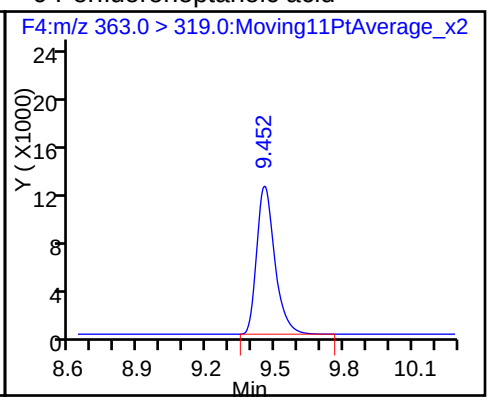

D 11 18O2 PFHxS

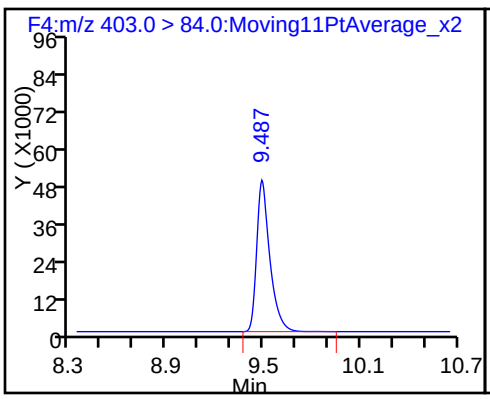

41 Perfluorohexanesulfonic acid

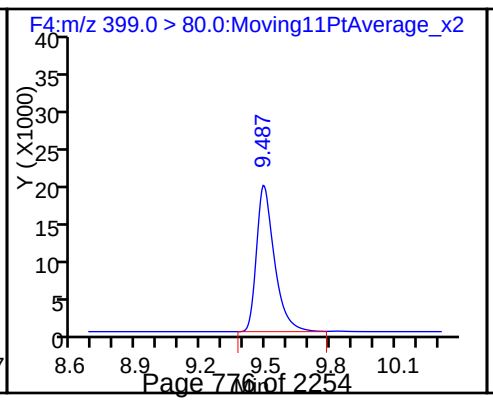

13 Perfluorooctanoic acid

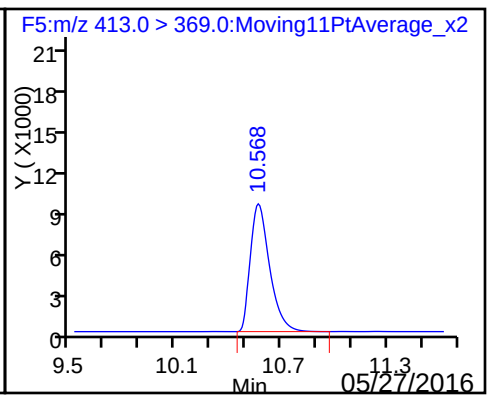

13 Perfluorooctanoic acid

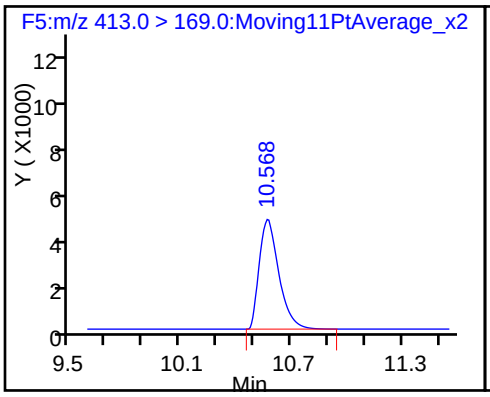

D 12 13C4 PFOA

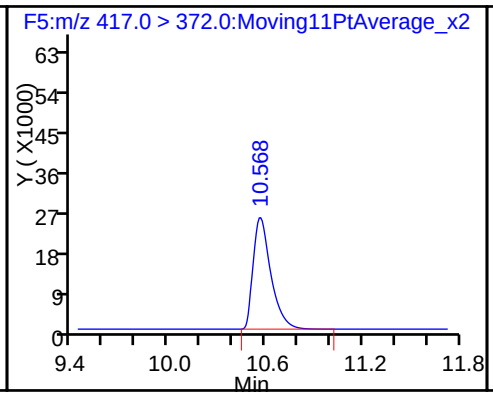

38 Perfluoroheptanesulfonic Acid

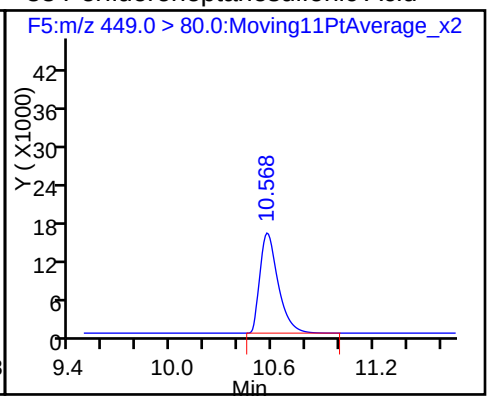

15 Perfluorooctane sulfonic acid

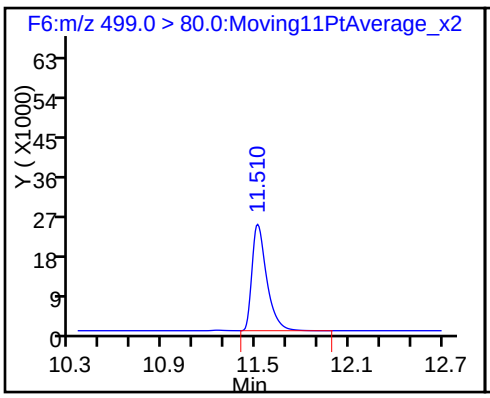

15 Perfluorooctane sulfonic acid

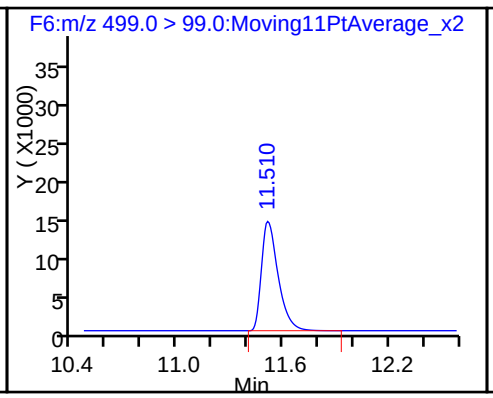

D 16 13C4 PFOS

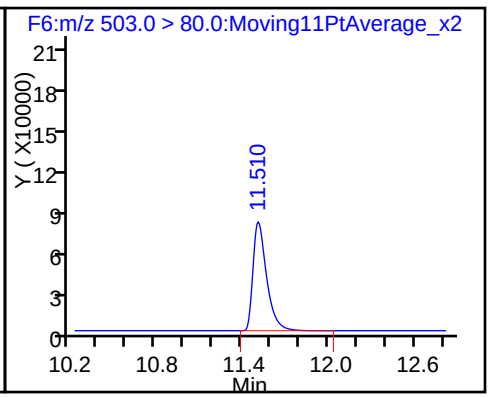

18 Perfluorononanoic acid

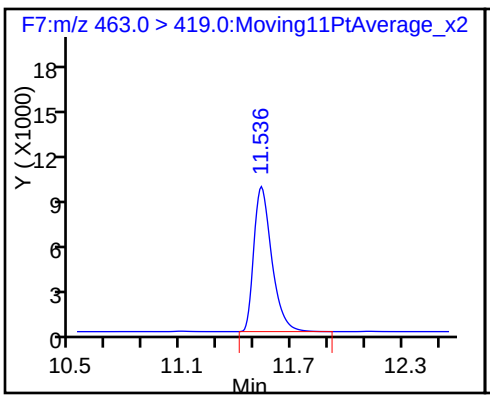

D 17 13C5 PFNA

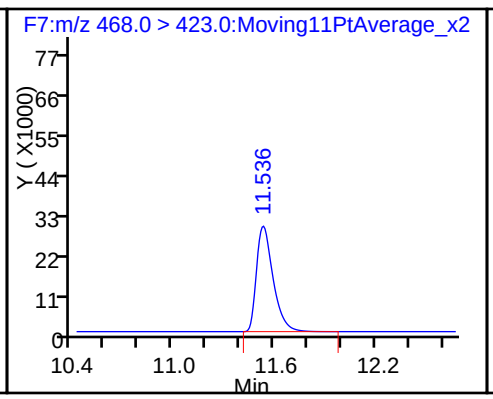

20 Perfluorodecanoic acid

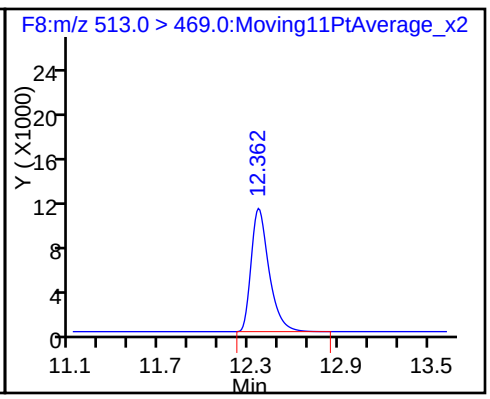

D 19 13C2 PFDA

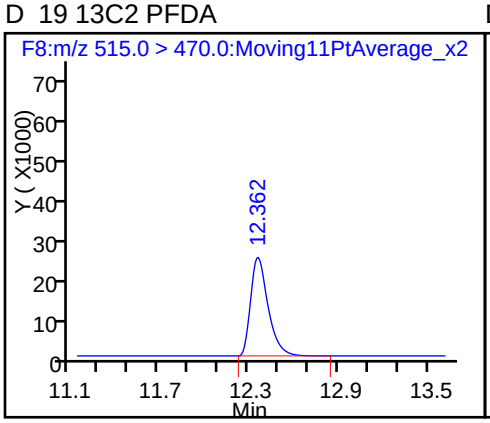

D 23 13C8 FOSA

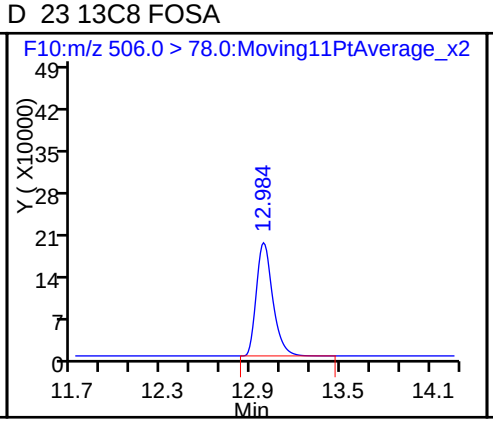

24 Perfluorooctane Sulfonamide

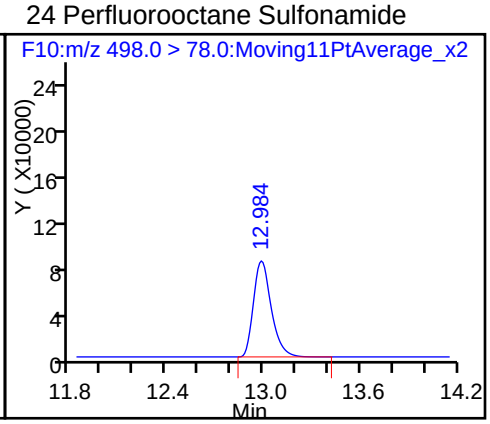

39 Perfluorodecane Sulfonic acid

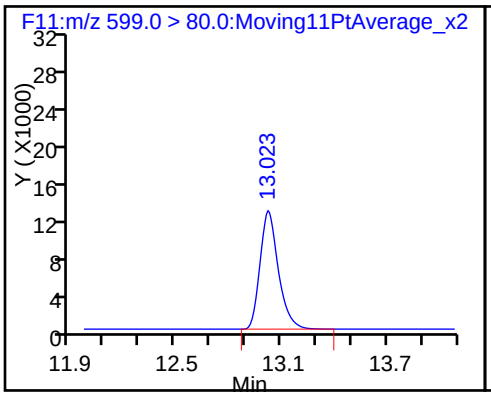

D 26 13C2 PFUnA

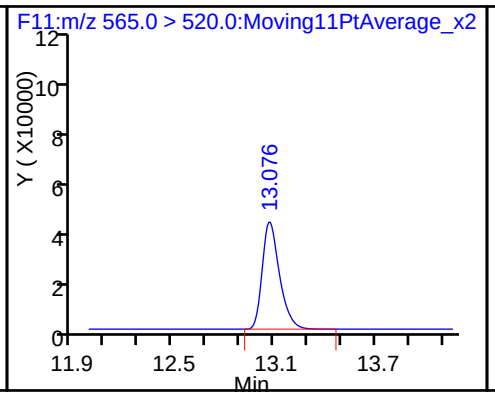

27 Perfluoroundecanoic acid

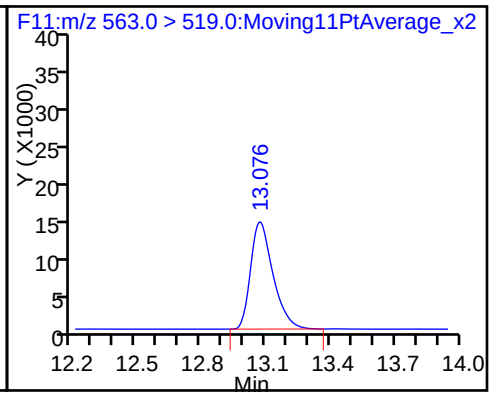

D 28 13C2 PFDoA

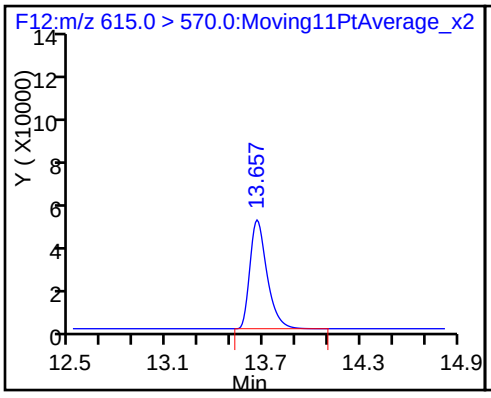

29 Perfluorododecanoic acid

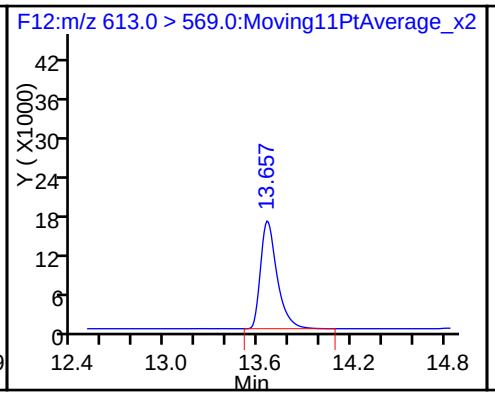

30 Perfluorotridecanoic acid

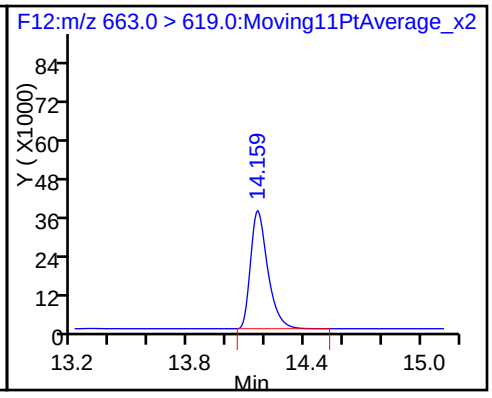

D 33 13C2-PFTeDA

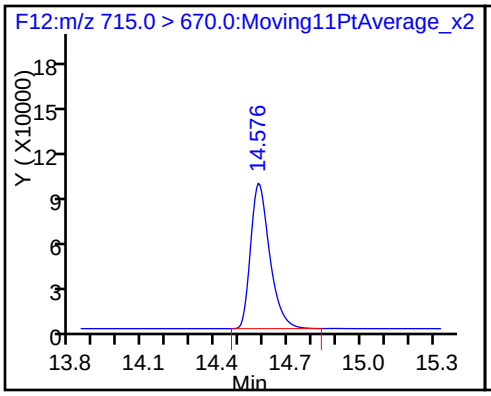

32 Perfluorotetradecanoic acid

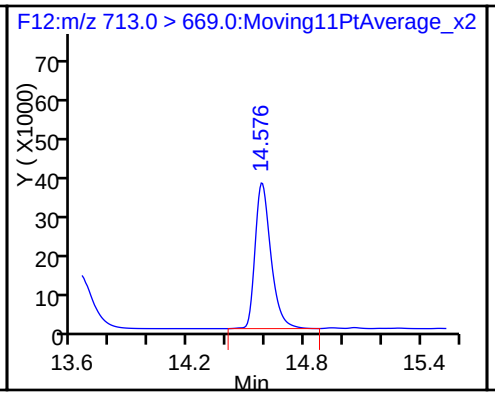

34 Perfluorohexadecanoic acid

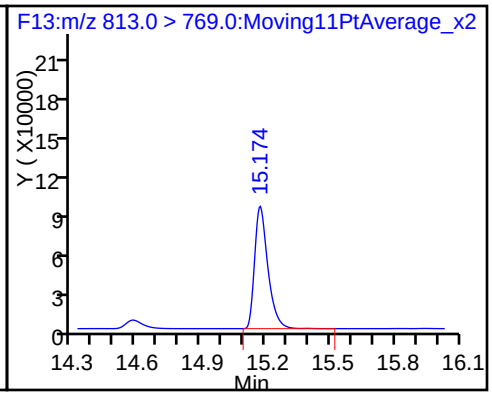

D 35 13C2-PFHxDA

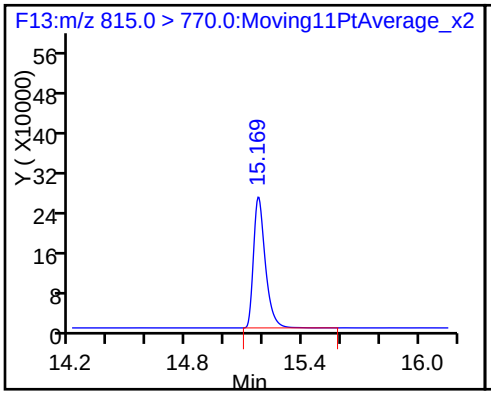

36 Perfluorooctandecanoic acid

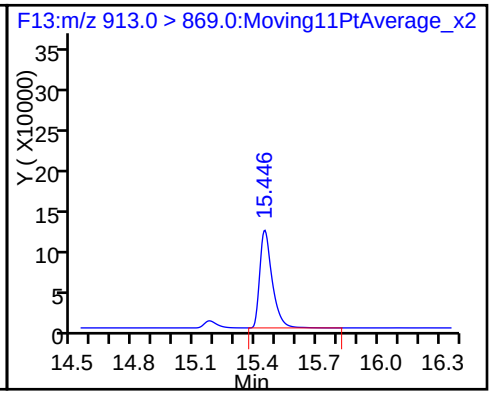

FORM VII
LCMS CONTINUING CALIBRATION DATA

Lab Name: TestAmerica Sacramento Job No.: 320-18794-1

SDG No.:

Lab Sample ID: CCV 320-111182/52 Calibration Date: 05/25/2016 10:08

Instrument ID: A6 Calib Start Date: 05/24/2016 17:07

GC Column: Acquity ID: 2.10(mm) Calib End Date: 05/24/2016 19:14

Lab File ID: 24MAY2016A6A_052.d Conc. Units: ng/mL

ANALYTE	CURVE TYPE	AVE RRF	RRF	MIN RRF	CALC AMOUNT	SPIKE AMOUNT	%D	MAX %D
Perfluorobutanoic acid (PFBA)	L2ID		1.200		48.6	50.0	-2.8	25.0
Perfluoropentanoic acid (PFPeA)	L1ID		1.243		52.8	50.0	5.6	25.0
Perfluorobutanesulfonic acid (PFBS)	L1ID		1.447		43.7	44.2	-1.2	25.0
Perfluorohexanoic acid (PFHxA)	L1ID		1.278		69.3	50.0	38.6*	25.0
Perfluoroheptanoic acid (PFHpA)	L1ID		0.9673		44.3	50.0	-11.4	25.0
Perfluorohexanesulfonic acid (PFHxS)	L1ID		1.028		49.4	47.3	4.5	25.0
Perfluorooctanoic acid (PFOA)	AveID	1.065	1.154		54.2	50.0	8.3	25.0
Perfluoroheptanesulfonic Acid (PFHpS)	AveID	0.4887	0.5172		50.4	47.6	5.8	25.0
Perfluorooctanesulfonic acid (PFOS)	AveID	0.9314	0.9856		50.6	47.8	5.8	25.0
Perfluorononanoic acid (PFNA)	AveID	0.9155	0.9786		53.4	50.0	6.9	25.0
Perfluorodecanoic acid (PFDA)	L2ID		1.471		60.3	50.0	20.5	25.0
Perfluorooctane Sulfonamide (FOSA)	AveID	1.112	1.290		58.0	50.0	16.0	25.0
Perfluorodecanesulfonic acid (PFDS)	L1ID		0.5195		51.7	48.2	7.2	25.0
Perfluoroundecanoic acid (PFUnA)	L2ID		1.478		58.5	50.0	16.9	25.0
Perfluorododecanoic acid (PFDoA)	AveID	1.019	0.998		48.9	50.0	-2.1	25.0
Perfluorotridecanoic Acid (PFTriA)	AveID	1.479	1.549		52.4	50.0	4.7	25.0
Perfluorotetradecanoic acid (PFTeA)	L1ID		1.436		44.7	50.0	-10.5	25.0
Perfluoro-n-hexadecanoic acid (PFHxDA)	L2ID		3.060		45.1	50.0	-9.8	25.0
Perfluoro-n-octandecanoic acid (PFODA)	AveID	4.072	3.541		43.5	50.0	-13.0	25.0

TestAmerica Sacramento
Target Compound Quantitation Report

Data File: \\ChromNA\Sacramento\ChromData\A6\20160524-31021.b\24MAY2016A6A_052.d
Lims ID: CCV L5
Client ID:
Sample Type: CCV
Inject. Date: 25-May-2016 10:08:09 ALS Bottle#: 13 Worklist Smp#: 52
Injection Vol: 15.0 ul Dil. Factor: 1.0000
Sample Info: CCV L5 CCV L5
Misc. Info.: Acquity BEH 1.7um, 3X150mm T=50*C
Operator ID: JRB Instrument ID: A6
Sublist: chrom-PFAC_A6*sub5

Method: \\ChromNA\Sacramento\ChromData\A6\20160524-31021.b\PFAC_A6.m
Limit Group: LC PFC_DOD ICAL
Last Update: 26-May-2016 16:16:42 Calib Date: 24-May-2016 19:14:42
Integrator: Picker
Quant Method: Isotopic Dilution Quant By: Initial Calibration
Last ICal File: \\ChromNA\Sacramento\ChromData\A6\20160524-31021.b\24MAY2016A6A_010.d

Column 1 : Acquity BEH C18 (2.10 mm) Det: F1:MRM
Process Host: XAWRK003

Signal	RT	EXP RT	DLT RT	REL RT	Response	Amount ng/ml	Ratio(Limits)	%Rec	S/N	Flags
2 Perfluorobutyric acid										
212.9 > 169.0	5.788	5.791	-0.003	1.000	72253	48.6		97.2	8189	
D 1 13C4 PFBA										
217.0 > 172.0	5.782	5.796	-0.014		60209	49.4		98.8	6788	
D 3 13C5-PFPeA										
267.9 > 223.0	6.946	6.946	0.0		105416	44.5		88.9	9781	
4 Perfluoropentanoic acid										
262.9 > 219.0	6.946	6.949	-0.003	1.000	130990	52.8		106	13362	
40 Perfluorobutanesulfonic acid										
298.9 > 80.0	7.071	7.074	-0.003	1.000	337854	43.7		98.8		
5 Perfluorobutane Sulfonate										
298.9 > 80.0	7.071	7.074	-0.003	1.000	337854	NC			1040	
298.9 > 99.0	7.067	7.074	-0.007	0.999	146651		2.30(0.00-0.00)		4119	
D 6 13C2 PFHxA										
315.0 > 270.0	8.219	8.223	-0.004		142779	41.5		83.1	13113	
7 Perfluorohexanoic acid										E
313.0 > 269.0	8.219	8.225	-0.006	1.000	182414	69.3		139	16927	E
D 8 13C4-PFHpA										
367.0 > 322.0	9.452	9.459	-0.007		154034	42.7		85.4	12950	
9 Perfluoroheptanoic acid										
363.0 > 319.0	9.452	9.462	-0.010	1.000	149004	44.3		88.6	12365	
D 11 18O2 PFHxS										
403.0 > 84.0	9.487	9.494	-0.007		249813	45.2		95.6	21723	
10 Perfluorohexane Sulfonate										
399.0 > 80.0	9.487	9.495	-0.008	1.000	256761	NC			4697	
41 Perfluorohexanesulfonic acid										
399.0 > 80.0	9.487	9.495	-0.008	1.000	256761	49.4		104		

Signal	RT	EXP RT	DLT RT	REL RT	Response	Amount ng/ml	Ratio(Limits)	%Rec	S/N	Flags
13 Perfluorooctanoic acid										
413.0 > 369.0	10.568	10.573	-0.005	1.000	165072	54.2		108	3071	
413.0 > 169.0	10.577	10.573	0.004	1.001	42382		3.89(0.00-0.00)		2693	
D 12 13C4 PFOA										
417.0 > 372.0	10.568	10.577	-0.009		143029	39.4		78.9	9154	
14 Perfluoroheptane Sulfonate										
449.0 > 80.0	10.577	10.585	-0.008	1.000	251938	NC			15983	
38 Perfluoroheptanesulfonic Acid										
449.0 > 80.0	10.577	10.585	-0.008	1.000	251938	50.4		106		
15 Perfluorooctane sulfonic acid										
499.0 > 80.0	11.518	11.524	-0.006	1.000	482128	50.6		106	1158	
499.0 > 99.0	11.518	11.524	-0.006	1.000	279777		1.72(0.00-0.00)		13929	
D 16 13C4 PFOS										
503.0 > 80.0	11.518	11.524	-0.006		489174	49.2		103	36247	
18 Perfluorononanoic acid										
463.0 > 419.0	11.545	11.547	-0.002	1.000	156997	53.4		107	1708	
D 17 13C5 PFNA										
468.0 > 423.0	11.545	11.551	-0.006		160425	46.6		93.3	11533	
20 Perfluorodecanoic acid										E
513.0 > 469.0	12.373	12.376	-0.003	1.000	224630	60.3		121	943	E
D 19 13C2 PFDA										
515.0 > 470.0	12.373	12.380	-0.007		152713	35.7		71.4	17916	
D 23 13C8 FOSA										
506.0 > 78.0	12.984	12.993	-0.009		1419265	48.2		96.5	61728	
24 Perfluorooctane Sulfonamide										
498.0 > 78.0	12.984	12.994	-0.010	1.000	1831193	58.0		116	15825	
39 Perfluorodecane Sulfonic acid										
599.0 > 80.0	13.015	13.032	-0.017	1.000	256268	51.7		107		
25 Perfluorodecane Sulfonate										
599.0 > 80.0	13.015	13.032	-0.017	1.000	256268	NC			34395	
D 26 13C2 PFUnA										
565.0 > 520.0	13.067	13.079	-0.012		236436	42.9		85.8	16577	
27 Perfluoroundecanoic acid										
563.0 > 519.0	13.067	13.082	-0.015	1.000	349458	58.5		117	2228	
D 28 13C2 PFDoA										
615.0 > 570.0	13.657	13.667	-0.010		366895	51.2		102	12390	
29 Perfluorododecanoic acid										
613.0 > 569.0	13.657	13.667	-0.010	1.000	366054	48.9		97.9	208	
30 Perfluorotridecanoic acid										
663.0 > 619.0	14.159	14.166	-0.007	1.000	568306	52.4		105	285	
D 33 13C2-PFTeDA										
715.0 > 670.0	14.583	14.589	-0.006		493784	47.1		94.1	29324	
32 Perfluorotetradecanoic acid										
713.0 > 669.0	14.576	14.590	-0.014	1.000	526783	44.7		89.5	369	
34 Perfluorohexadecanoic acid										
813.0 > 769.0	15.175	15.179	-0.004	1.000	1122646	45.1		90.2	2423	
D 35 13C2-PFHxDA										
815.0 > 770.0	15.175	15.180	-0.005		1069380	49.8		99.7	13918	

Signal	RT	EXP RT	DLT RT	REL RT	Response	Amount ng/ml	Ratio(Limits)	%Rec	S/N	Flags
36 Perfluorooctandecanoic acid										
913.0 > 869.0	15.451	15.450	0.001	1.000	1299142	43.5		87.0	2197	

QC Flag Legend

Processing Flags

NC - Not Calibrated

E - Exceeded Maximum Amount

Reagents:

LCPFC-L5_00018 Amount Added: 1.00 Units: mL

Report Date: 26-May-2016 16:16:42 Chrom Revision: 2.2 20-Apr-2016 13:59:46

TestAmerica Sacramento

Data File: \\ChromNA\Sacramento\ChromData\A6\20160524-31021.b\24MAY2016A6A_052.d

Injection Date: 25-May-2016 10:08:09 Instrument ID: A6

Lims ID: CCV L5

Client ID:

Operator ID: JRB ALS Bottle#: 13 Worklist Smp#: 52

Injection Vol: 15.0 ul Dil. Factor: 1.0000

Method: PFAC_A6 Limit Group: LC PFC_DOD ICAL

2 Perfluorobutyric acid

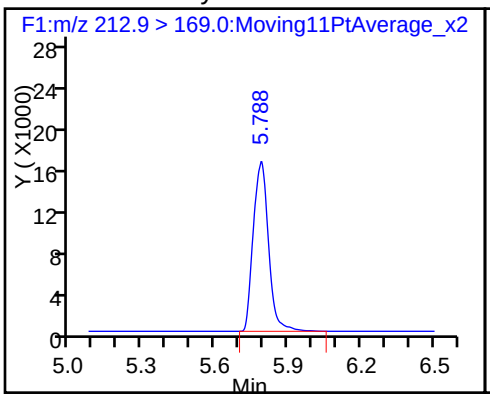

D 1 13C4 PFBA

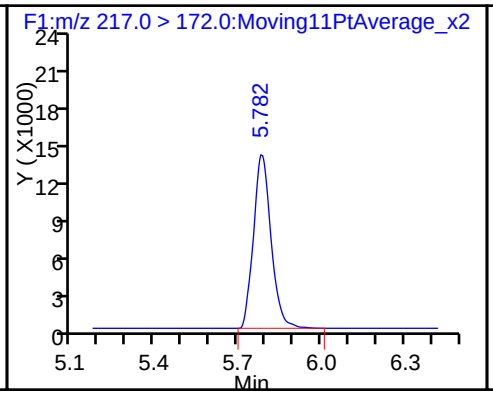

D 3 13C5-PFPeA

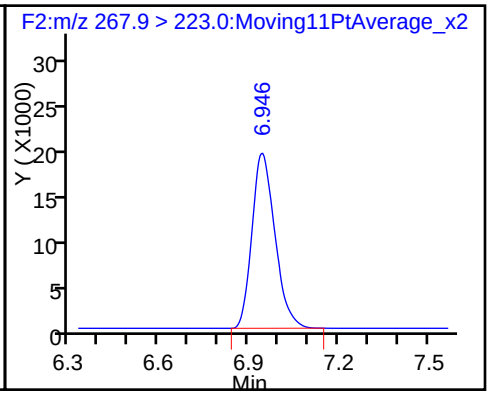

4 Perfluoropentanoic acid

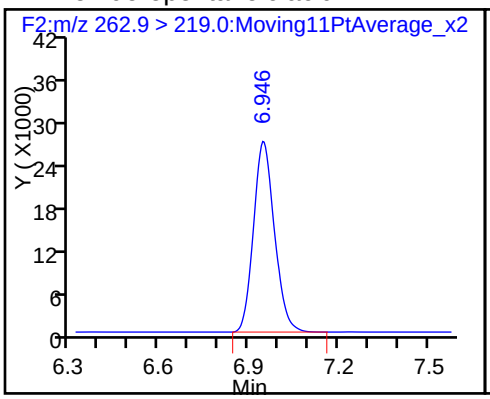

40 Perfluorobutanesulfonic acid

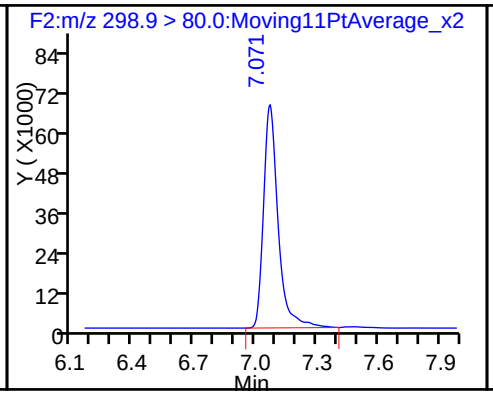

D 6 13C2 PFHxA

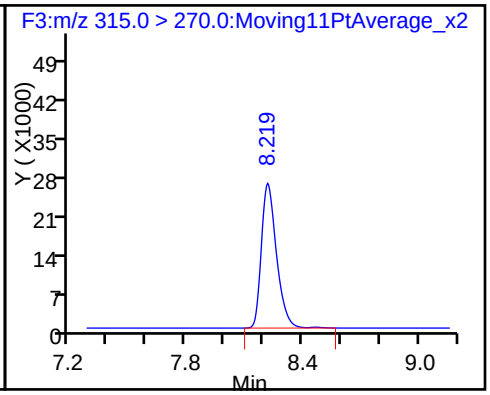

7 Perfluorohexanoic acid

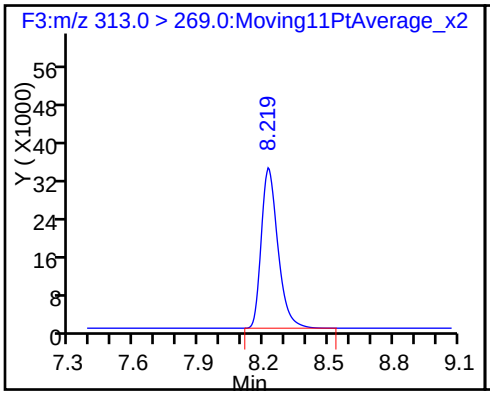

D 8 13C4-PFHpA

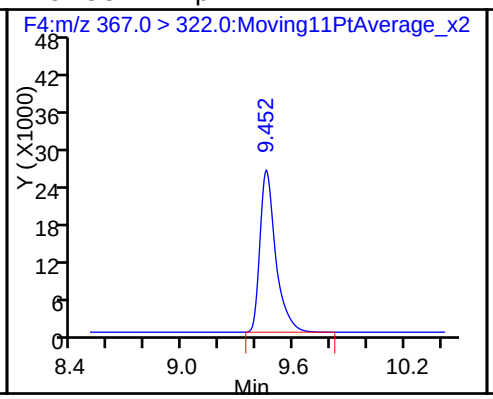

9 Perfluoroheptanoic acid

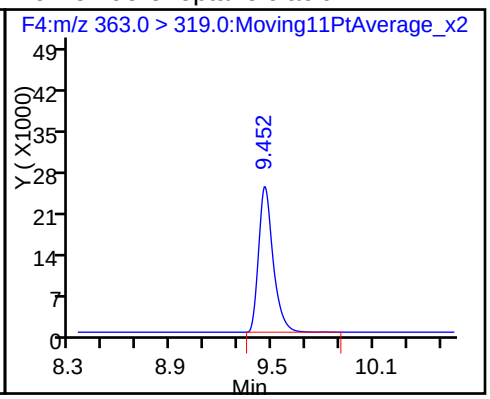

D 11 18O2 PFHxS

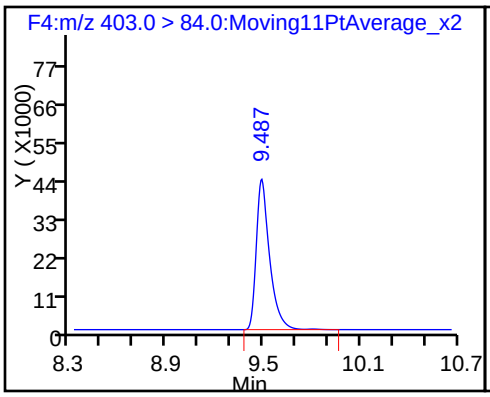

41 Perfluorohexanesulfonic acid

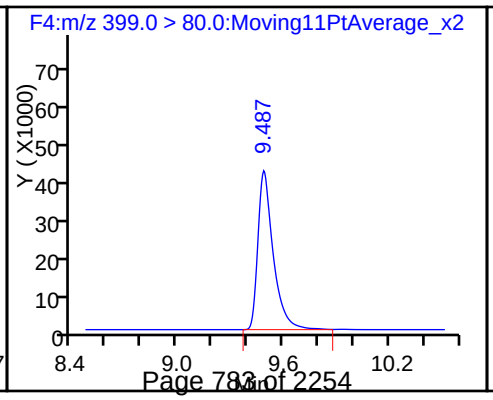

13 Perfluorooctanoic acid

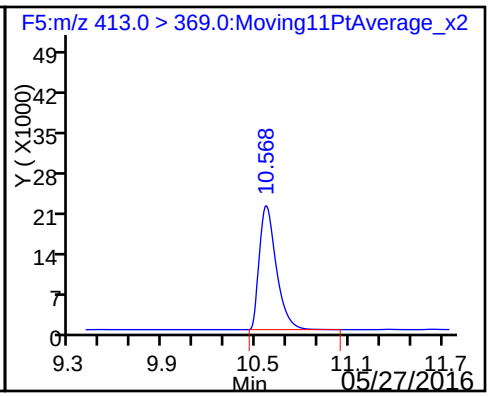

13 Perfluorooctanoic acid

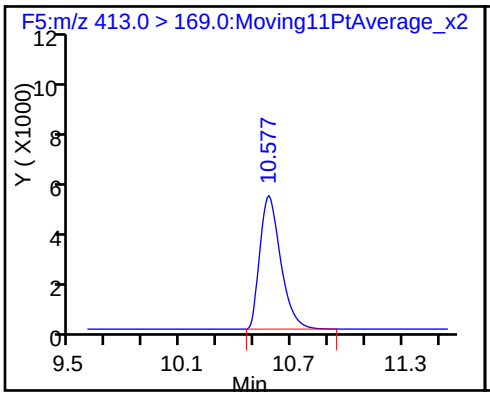

D 12 13C4 PFOA

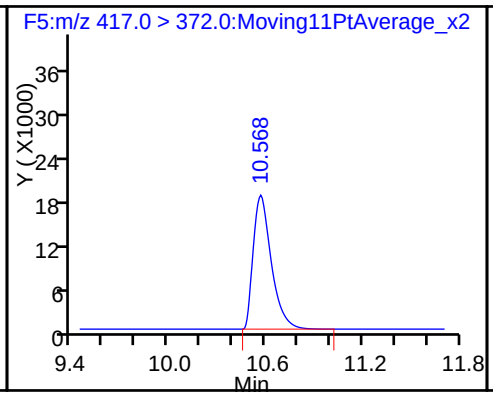

38 Perfluoroheptanesulfonic Acid

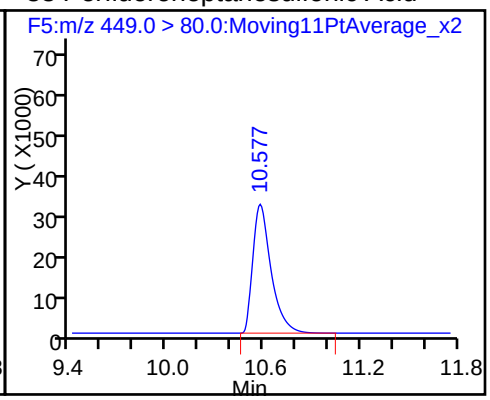

15 Perfluorooctane sulfonic acid

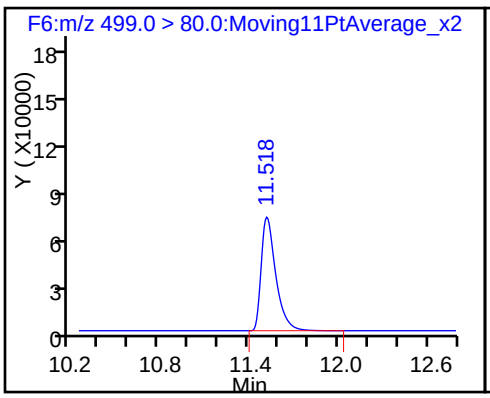

15 Perfluorooctane sulfonic acid

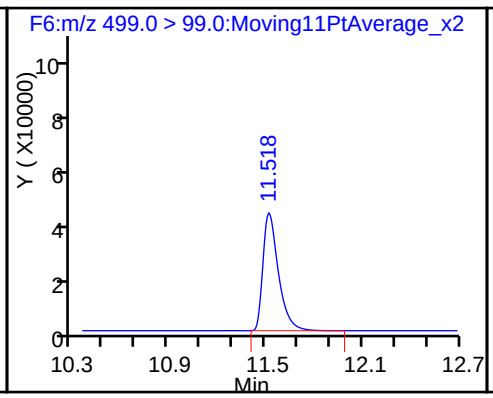

D 16 13C4 PFOS

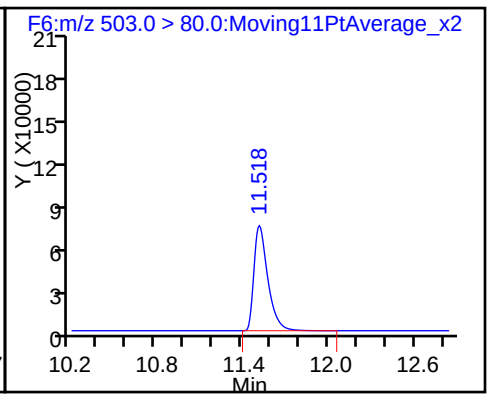

18 Perfluorononanoic acid

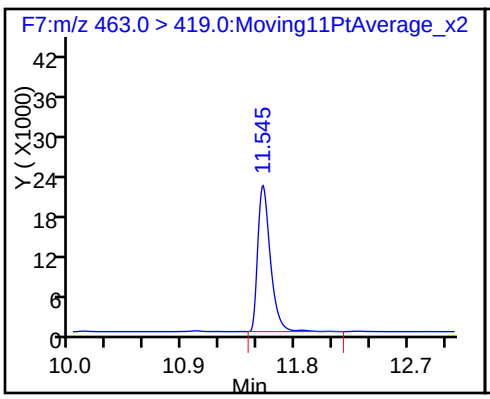

D 17 13C5 PFNA

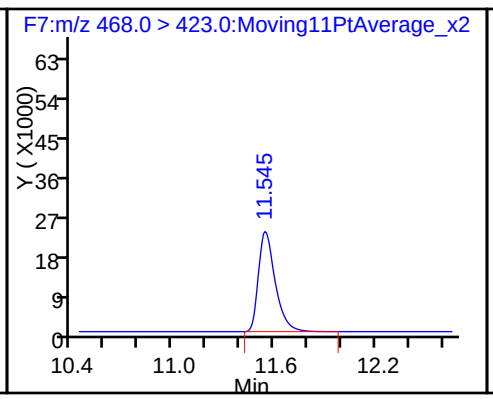

20 Perfluorodecanoic acid

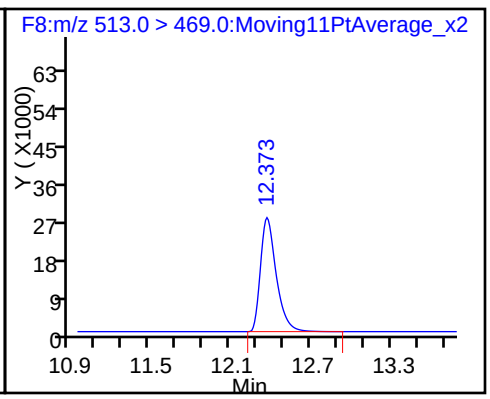

D 19 13C2 PFDA

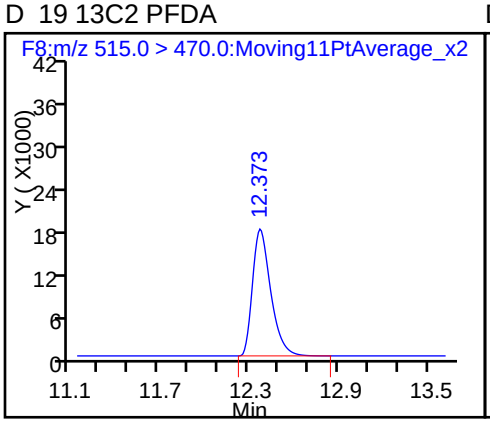

D 23 13C8 FOSA

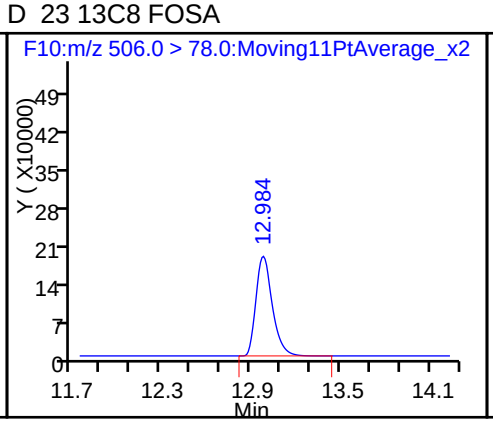

24 Perfluorooctane Sulfonamide

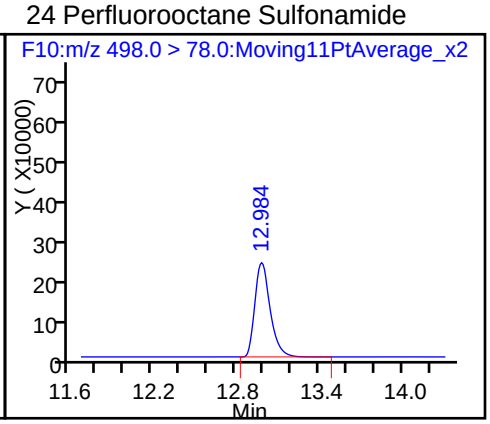

39 Perfluorodecane Sulfonic acid

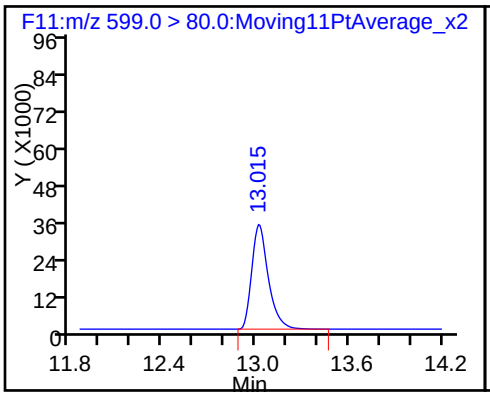

D 26 13C2 PFUnA

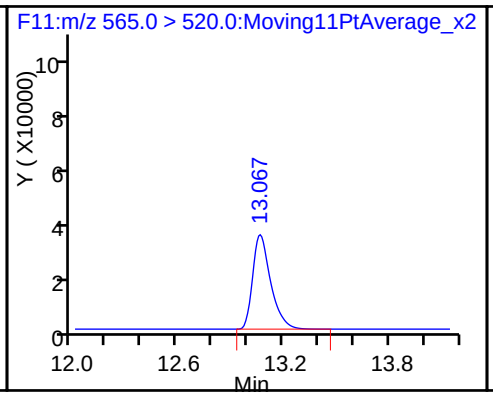

27 Perfluoroundecanoic acid

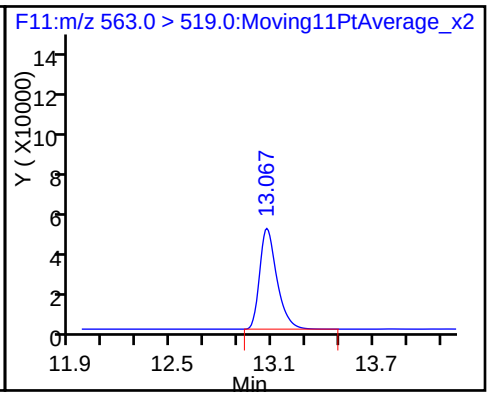

D 28 13C2 PFDoA

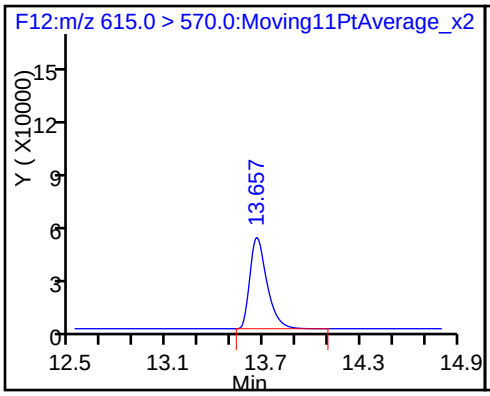

29 Perfluorododecanoic acid

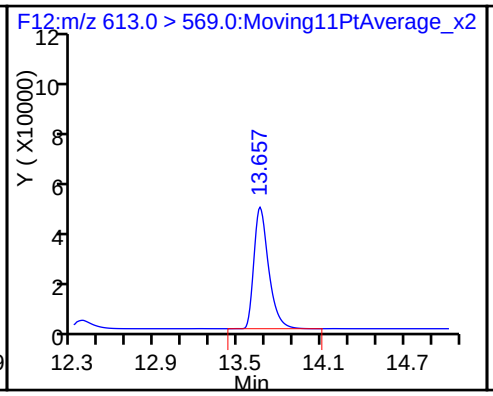

30 Perfluorotridecanoic acid

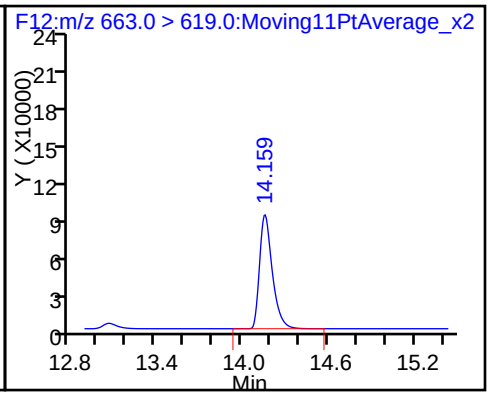

D 33 13C2-PFTeDA

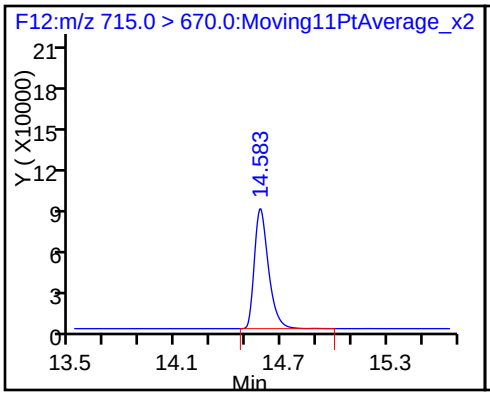

32 Perfluorotetradecanoic acid

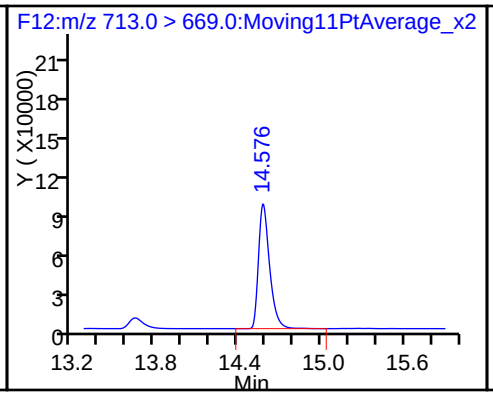

34 Perfluorohexadecanoic acid

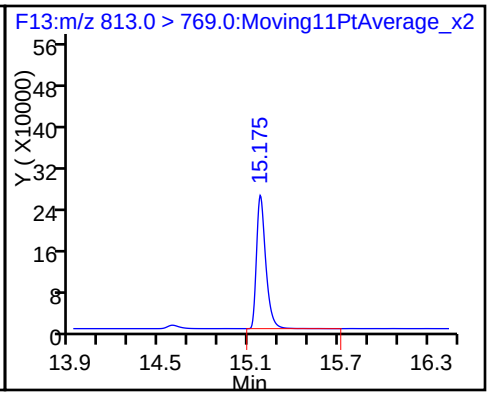

D 35 13C2-PFHxDA

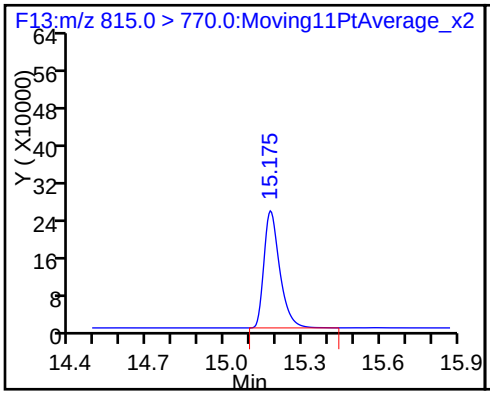

36 Perfluorooctandecanoic acid

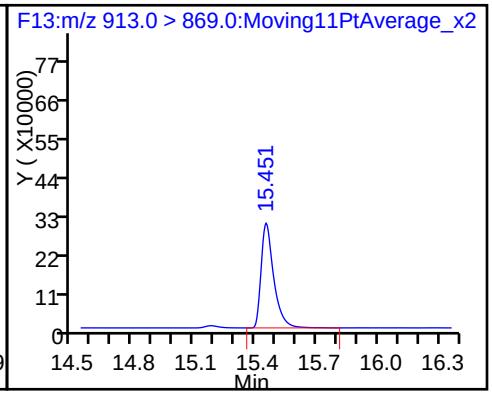

FORM I
LCMS ORGANICS ANALYSIS DATA SHEET

Lab Name: TestAmerica Sacramento Job No.: 320-18794-1

SDG No.:

Client Sample ID: Lab Sample ID: MB 320-109640/1-A RA

Matrix: Water Lab File ID: 24MAY2016A6A_041.d

Analysis Method: WS-LC-0025 Date Collected:

Extraction Method: 3535 Date Extracted: 05/12/2016 10:01

Sample wt/vol: 500(mL) Date Analyzed: 05/25/2016 06:14

Con. Extract Vol.: 1.0(mL) Dilution Factor: 1

Injection Volume: 15(uL) GC Column: Acquity ID: 2.1(mm)

% Moisture: GPC Cleanup:(Y/N) N

Analysis Batch No.: 111182 Units: ug/L

CAS NO.	COMPOUND NAME	RESULT	Q	LOQ	LOD	DL
1763-23-1	Perfluorooctanesulfonic acid (PFOS)	0.00136	J M	0.0040	0.0030	0.0013

CAS NO.	ISOTOPE DILUTION	%REC	Q	LIMITS
STL00991	13C4 PFOS	120		25-150

TestAmerica Sacramento
Target Compound Quantitation Report

Data File: \\ChromNA\Sacramento\ChromData\A6\20160524-31021.b\24MAY2016A6A_041.d
Lims ID: MB 320-109640/1-A
Client ID:
Sample Type: MB
Inject. Date: 25-May-2016 06:14:13 ALS Bottle#: 21 Worklist Smp#: 41
Injection Vol: 15.0 ul Dil. Factor: 1.0000
Sample Info: MB 320-109640/1-A BOX 74
Misc. Info.: Acquity BEH 1.7um, 3X150mm T=50*C
Operator ID: JRB Instrument ID: A6

Method: \\ChromNA\Sacramento\ChromData\A6\20160524-31021.b\PFAC_A6.m
Limit Group: LC PFC_DOD ICAL
Last Update: 26-May-2016 16:14:19 Calib Date: 24-May-2016 19:14:42
Integrator: Picker
Quant Method: Isotopic Dilution Quant By: Initial Calibration
Last ICal File: \\ChromNA\Sacramento\ChromData\A6\20160524-31021.b\24MAY2016A6A_010.d

Column 1 : Acquity BEH C18 (2.10 mm) Det: F1:MRM
Process Host: XAWRK003

First Level Reviewer: barnettj Date: 26-May-2016 16:10:01

Signal	RT	EXP RT	DLT RT	REL RT	Response	Amount ng/ml	Ratio(Limits)	%Rec	S/N	Flags
D 1 13C4 PFBA										
217.0 > 172.0	5.797	5.796	0.001		69081	56.7		113	1631	
D 3 13C5-PFPeA										
267.9 > 223.0	6.941	6.946	-0.005		138144	58.3		117	14558	
D 6 13C2 PFHxA										
315.0 > 270.0	8.219	8.223	-0.004		203133	59.1		118	18010	
D 8 13C4-PFHpA										
367.0 > 322.0	9.458	9.459	-0.001		178411	49.5		98.9	15883	
D 11 18O2 PFHxS										
403.0 > 84.0	9.493	9.494	-0.001		304884	55.2		117	26324	
D 12 13C4 PFOA										
417.0 > 372.0	10.559	10.577	-0.018		223895	61.7		123	14565	
15 Perfluorooctane sulfonic acid										M
499.0 > 80.0	11.510	11.524	-0.014	1.000	7583	0.6791			482	M
499.0 > 99.0	11.519	11.524	-0.005	1.001	3568		2.13(0.00-0.00)		269	
D 16 13C4 PFOS										
503.0 > 80.0	11.519	11.524	-0.005		573036	57.6		120	42601	
D 17 13C5 PFNA										
468.0 > 423.0	11.545	11.551	-0.006		228847	66.5		133	16034	
D 19 13C2 PFDA										
515.0 > 470.0	12.362	12.380	-0.018		258590	60.5		121	6272	
D 23 13C8 FOSA										
506.0 > 78.0	12.984	12.993	-0.009		547281	18.6		37.2	35785	
D 26 13C2 PFUnA										
565.0 > 520.0	13.066	13.079	-0.013		342552	62.2		124	24006	
27 Perfluoroundecanoic acid										
563.0 > 519.0	13.066	13.082	-0.016	1.000	3562	-0.0945			56.9	
D 28 13C2 PFDoA										
615.0 > 570.0	13.655	13.667	-0.012		482662	67.4		135	33116	

Signal	RT	EXP RT	DLT RT	REL RT	Response	Amount ng/ml	Ratio(Limits)	%Rec	S/N	Flags
D 33 13C2-PFTeDA										
715.0 > 670.0	14.575	14.589	-0.014		649046	61.9		124	59775	
32 Perfluorotetradecanoic acid										
713.0 > 669.0	14.568	14.590	-0.022	1.000	3393	0.0566			3.1	
34 Perfluorohexadecanoic acid										
813.0 > 769.0	15.168	15.179	-0.011	1.000	29634	-0.1494			72.9	
D 35 13C2-PFHxDA										
815.0 > 770.0	15.173	15.180	-0.007		1152117	53.7		107	22334	

QC Flag Legend

Review Flags

M - Manually Integrated

Report Date: 26-May-2016 16:15:23 Chrom Revision: 2.2 20-Apr-2016 13:59:46

TestAmerica Sacramento

Data File: \\ChromNA\Sacramento\ChromData\A6\20160524-31021.b\24MAY2016A6A_041.d

Injection Date: 25-May-2016 06:14:13 Instrument ID: A6

Lims ID: MB 320-109640/1-A

Client ID:

Operator ID: JRB ALS Bottle#: 21 Worklist Smp#: 41

Injection Vol: 15.0 ul Dil. Factor: 1.0000

Method: PFAC_A6 Limit Group: LC PFC_DOD ICAL

2 Perfluorobutyric acid (ND)

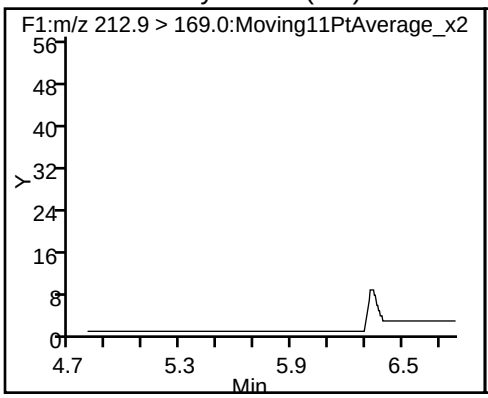

D 1 13C4 PFBA

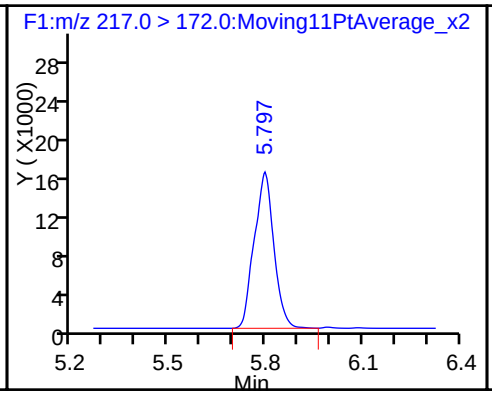

D 3 13C5-PFPeA

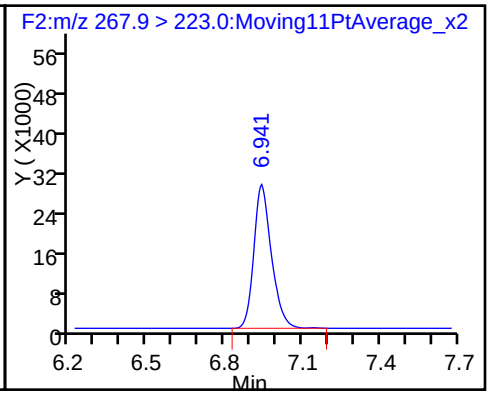

4 Perfluoropentanoic acid (ND)

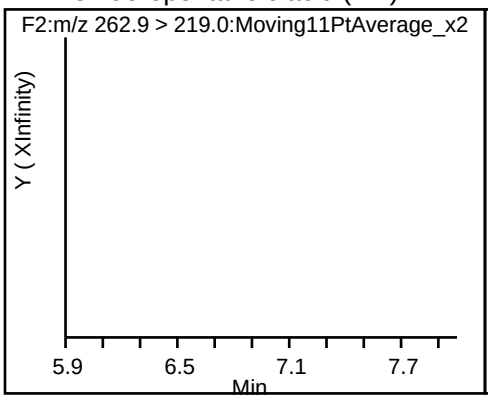

40 Perfluorobutanesulfonic acid (ND)

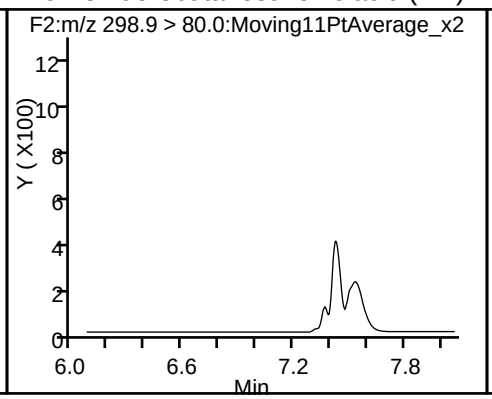

D 6 13C2 PFHxA

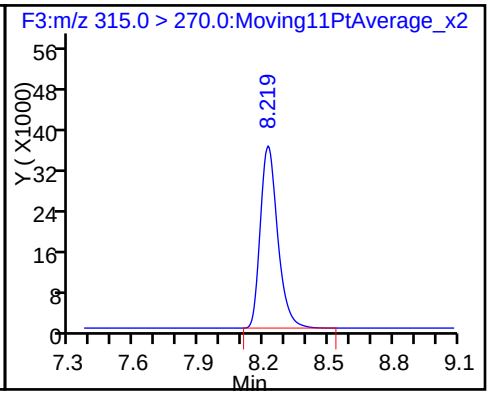

7 Perfluorohexanoic acid (ND)

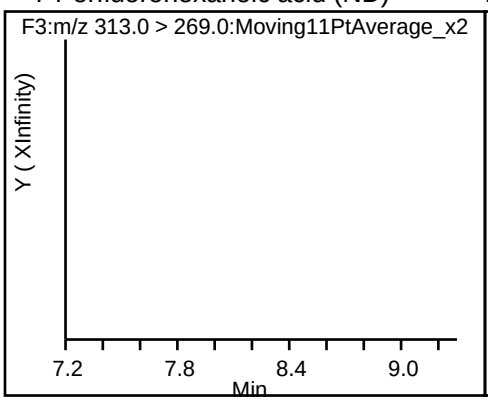

D 8 13C4-PFHpA

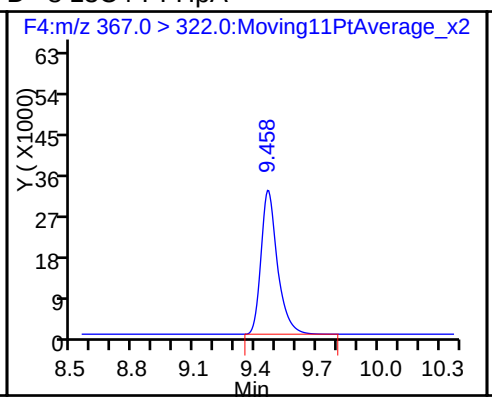

9 Perfluoroheptanoic acid (ND)

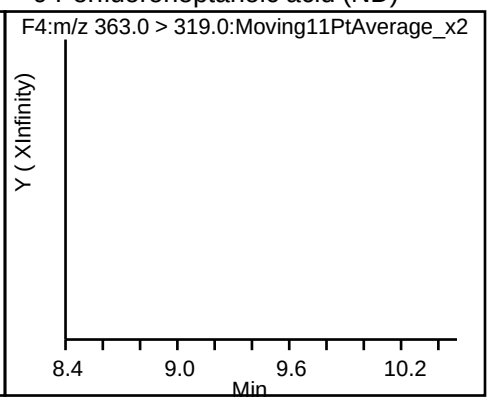

D 11 18O2 PFHxS

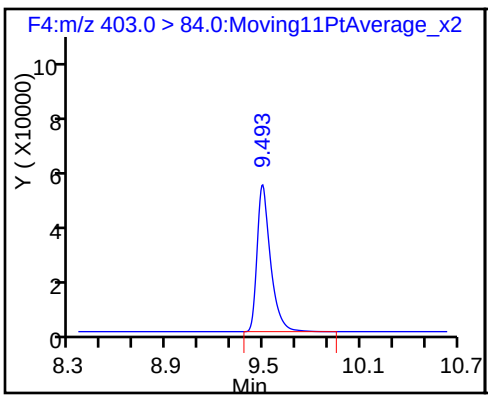

41 Perfluorohexanesulfonic acid (ND)

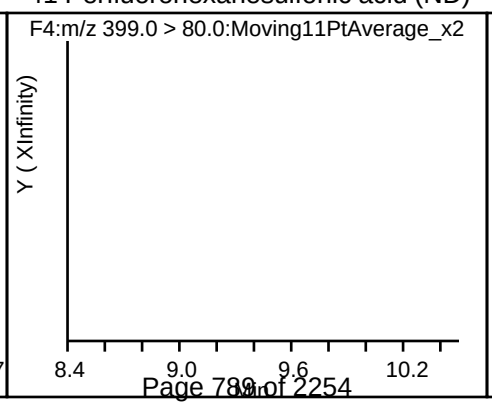

13 Perfluorooctanoic acid (ND)

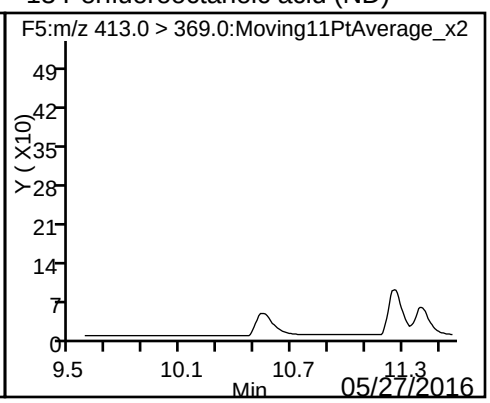

13 Perfluorooctanoic acid (ND)

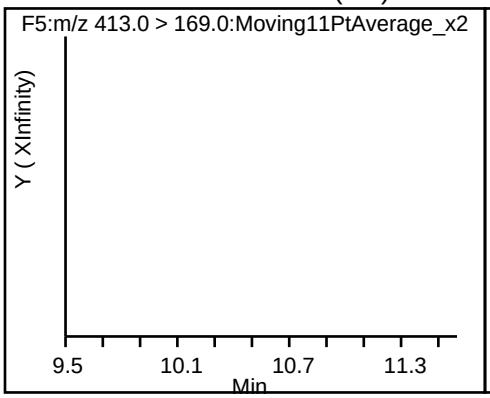

D 12 13C4 PFOA

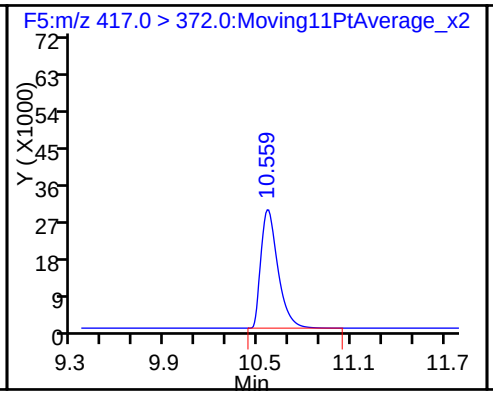

38 Perfluoroheptanesulfonic Acid (ND)

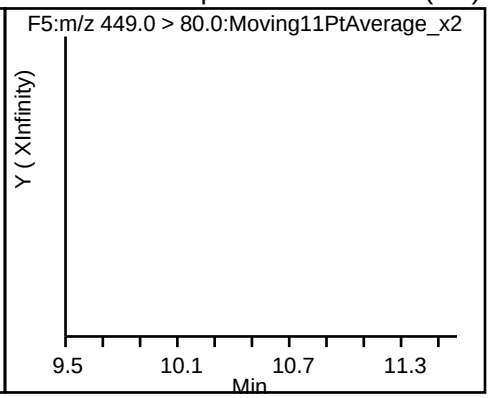

15 Perfluorooctane sulfonic acid (M)

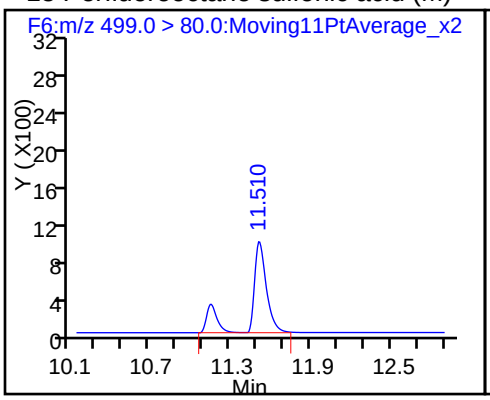

15 Perfluorooctane sulfonic acid

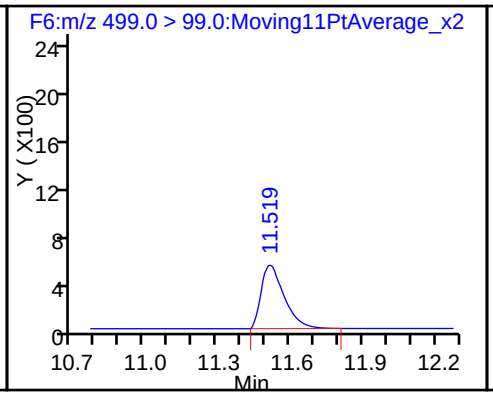

D 16 13C4 PFOS

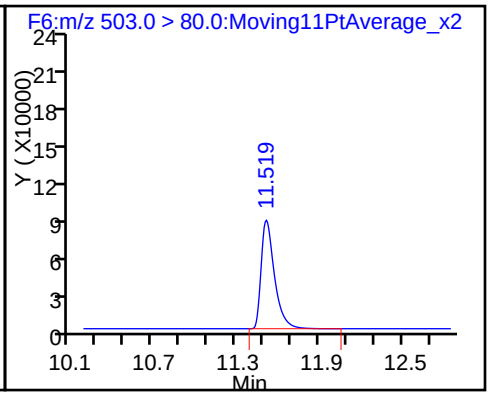

18 Perfluorononanoic acid (ND)

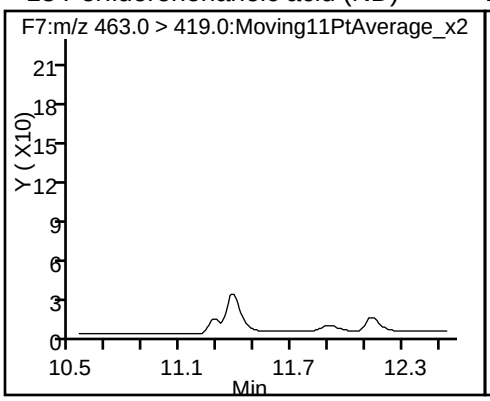

D 17 13C5 PFNA

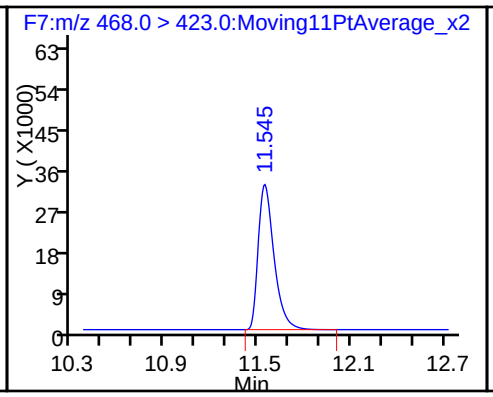

20 Perfluorodecanoic acid (ND)

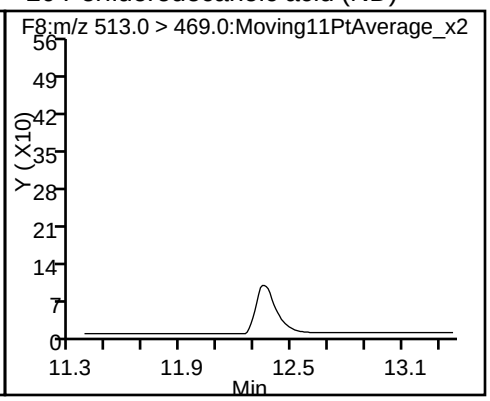

D 19 13C2 PFDA

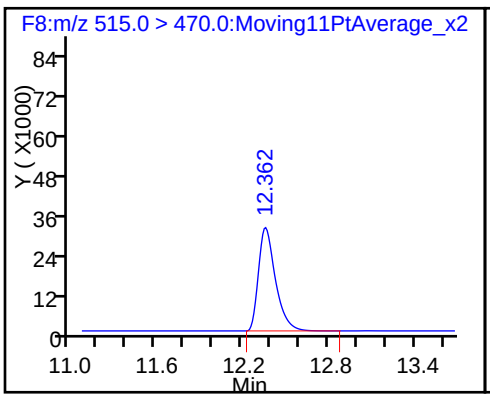

D 23 13C8 FOSA

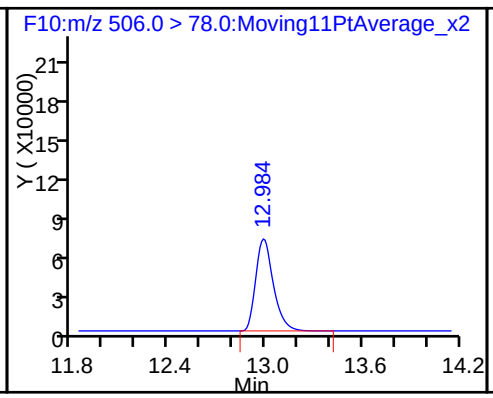

24 Perfluorooctane Sulfonamide (ND)

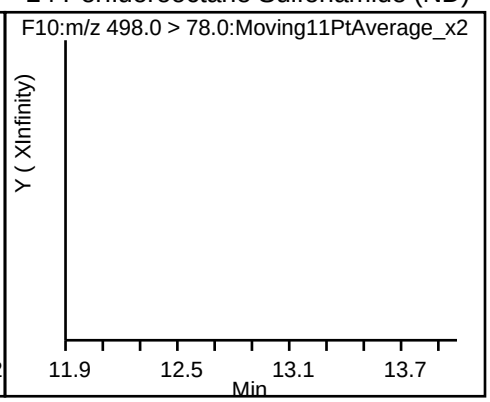

39 Perfluorodecane Sulfonic acid (ND)

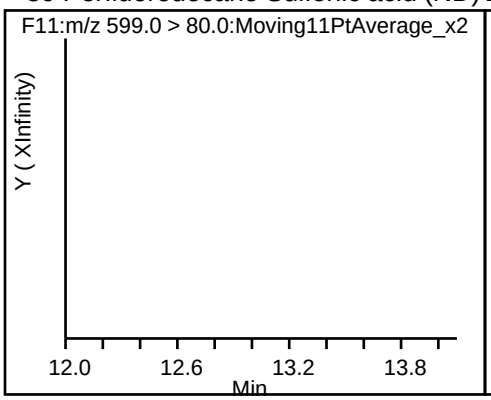

D 26 13C2 PFUnA

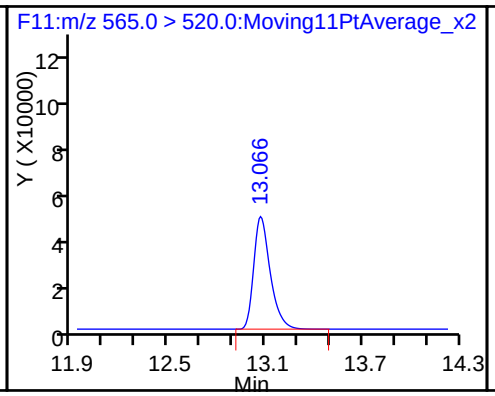

27 Perfluoroundecanoic acid

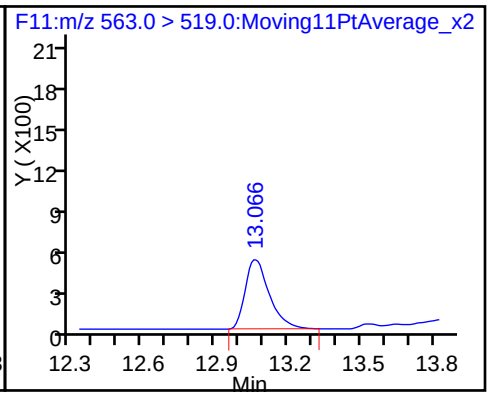

D 28 13C2 PFDoA

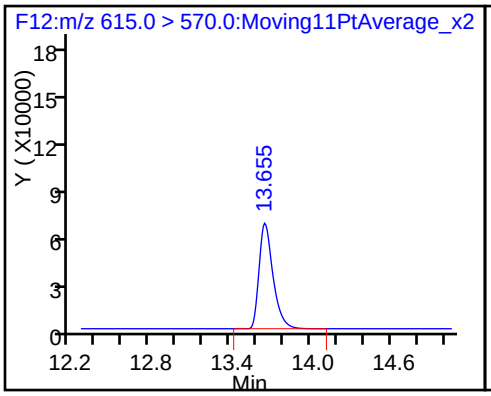

29 Perfluorododecanoic acid (ND)

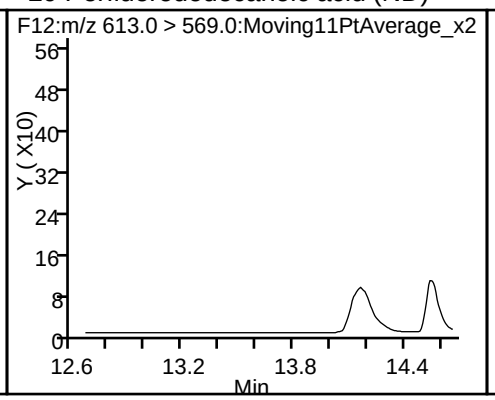

30 Perfluorotridecanoic acid (ND)

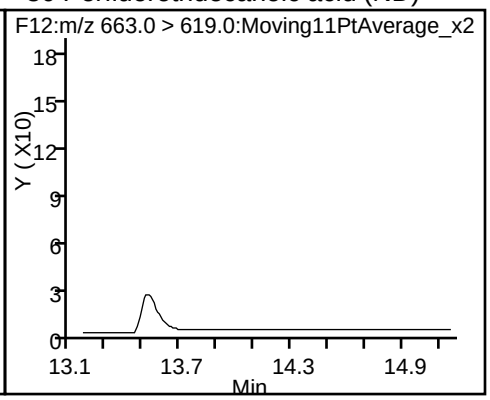

D 33 13C2-PFTeDA

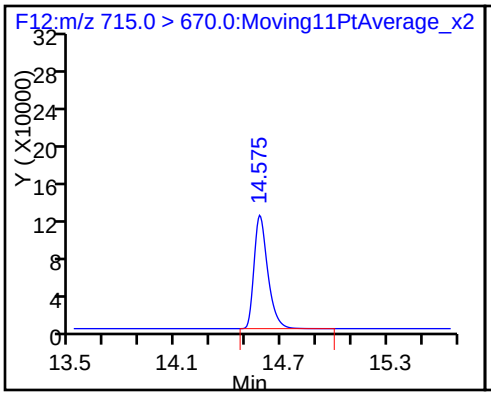

32 Perfluorotetradecanoic acid

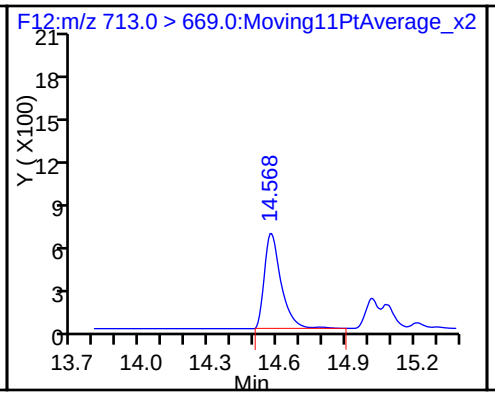

34 Perfluorohexadecanoic acid

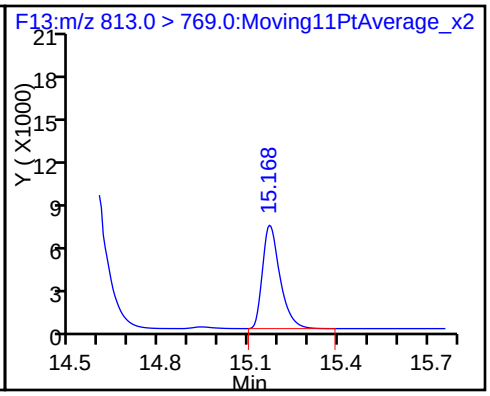

D 35 13C2-PFHxDA

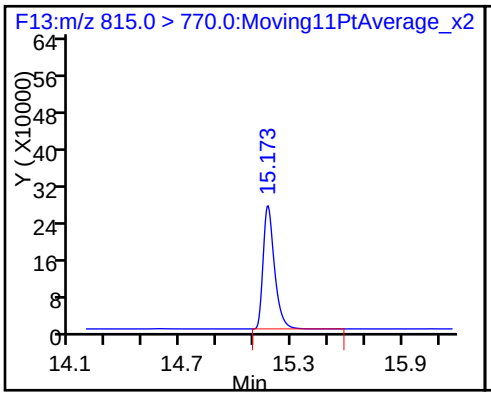

36 Perfluorooctandecanoic acid (ND)

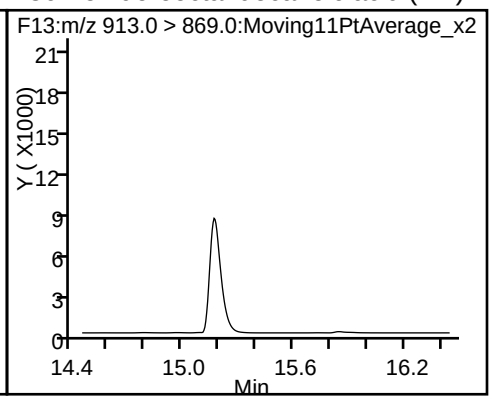

Manual Integration/User Assign Peak Report

TestAmerica Sacramento

Data File: \\ChromNA\Sacramento\ChromData\A6\20160524-31021.b\24MAY2016A6A_041.d
Injection Date: 25-May-2016 06:14:13 Instrument ID: A6
Lims ID: MB 320-109640/1-A
Client ID:
Operator ID: JRB ALS Bottle#: 21 Worklist Smp#: 41
Injection Vol: 15.0 ul Dil. Factor: 1.0000
Method: PFAC_A6 Limit Group: LC PFC_DOD ICAL
Column: Acquity BEH C18 (2.10 mm) Detector F6:MRM

15 Perfluorooctane sulfonic acid, CAS: 1763-23-1

Signal: 1

Processing Integration Results

RT: 11.51
Area: 5887
Amount: 0.527233
Amount Units: ng/ml

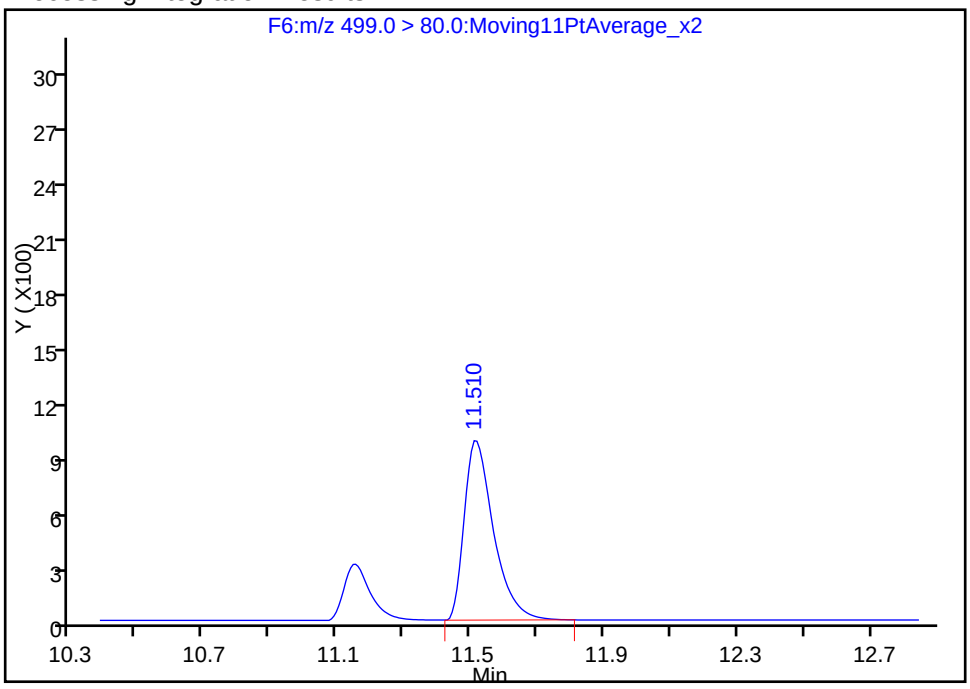

Manual Integration Results

RT: 11.51
Area: 7583
Amount: 0.679125
Amount Units: ng/ml

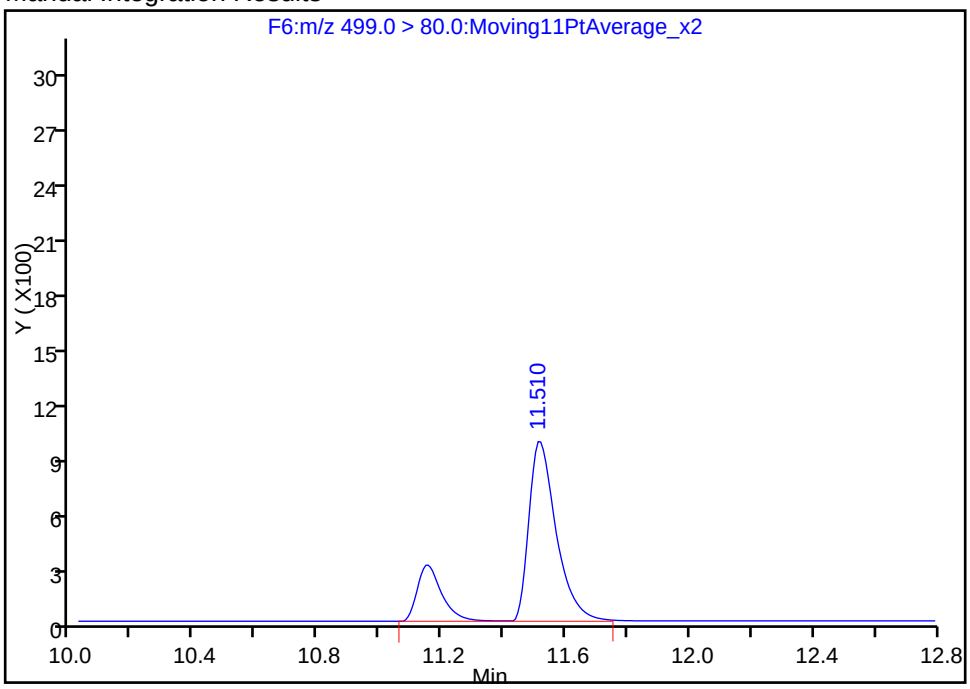

Reviewer: barnettj, 26-May-2016 16:10:01
Audit Action: Manually Integrated Audit Reason: Isomers

FORM I
LCMS ORGANICS ANALYSIS DATA SHEET

Lab Name: TestAmerica Sacramento Job No.: 320-18794-1

SDG No.:

Client Sample ID: Lab Sample ID: MB 320-109640/1-A

Matrix: Water Lab File ID: 25MAY2016B4A_041.d

Analysis Method: WS-LC-0025 Date Collected:

Extraction Method: 3535 Date Extracted: 05/12/2016 10:01

Sample wt/vol: 500(mL) Date Analyzed: 05/26/2016 05:37

Con. Extract Vol.: 1.0(mL) Dilution Factor: 1

Injection Volume: 15(uL) GC Column: Acquity ID: 2.1(mm)

% Moisture: GPC Cleanup:(Y/N) N

Analysis Batch No.: 111390 Units: ug/L

CAS NO.	COMPOUND NAME	RESULT	Q	LOQ	LOD	DL
375-85-9	Perfluoroheptanoic acid (PFHpA)	0.0020	U	0.0025	0.0020	0.00080
335-67-1	Perfluorooctanoic acid (PFOA)	0.0020	U	0.0025	0.0020	0.00075
375-95-1	Perfluorononanoic acid (PFNA)	0.0020	U	0.0025	0.0020	0.00065
375-73-5	Perfluorobutanesulfonic acid (PFBS)	0.0020	U	0.0025	0.0020	0.00092
355-46-4	Perfluorohexanesulfonic acid (PFHxS)	0.0020	U	0.0025	0.0020	0.00087

CAS NO.	ISOTOPE DILUTION	%REC	Q	LIMITS
STL00994	18O2 PFHxS	115		25-150
STL00995	13C5 PFNA	129		25-150
STL00990	13C4 PFOA	142		25-150
STL01892	13C4-PFHpA	128		25-150

TestAmerica Sacramento
Target Compound Quantitation Report

Data File: \\ChromNA\Sacramento\ChromData\A4\20160525-31065.b\25MAY2016B4A_041.d
Lims ID: MB 320-109640/1-A
Client ID:
Sample Type: MB
Inject. Date: 26-May-2016 05:37:03 ALS Bottle#: 21 Worklist Smp#: 41
Injection Vol: 15.0 ul Dil. Factor: 1.0000
Sample Info: mb 320-109640/1-a BOX 74
Misc. Info.: Acquity BEH C18,1.7u, 3X150mm,T=35C
Operator ID: JRB Instrument ID: A4

Method: \\ChromNA\Sacramento\ChromData\A4\20160525-31065.b\PFAC_A4.m
Limit Group: LC PFC_DOD ICAL
Last Update: 26-May-2016 16:00:59 Calib Date: 25-May-2016 19:01:43
Integrator: Picker
Quant Method: Isotopic Dilution Quant By: Initial Calibration
Last ICal File: \\ChromNA\Sacramento\ChromData\A4\20160525-31065.b\25MAY2016B4A_011.d

Column 1 : Det: F1:MRM
Process Host: XAWRK003

First Level Reviewer: barnettj Date: 26-May-2016 16:00:59

Signal	RT	EXP RT	DLT RT	REL RT	Response	Amount ng/ml	Ratio(Limits)	%Rec	S/N	Flags
2 Perfluorobutyric acid										
212.7 > 168.6	5.787	5.798	-0.011	1.000	10836	0.1219			29.8	
D 1 13C4 PFBA										
216.7 > 171.5	5.794	5.798	-0.004		6927401	82.0		164	24839	
D 3 13C5-PFPeA										
267.6 > 222.7	6.904	6.907	-0.003		5068532	66.1		132	9216	
4 Perfluoropentanoic acid										
262.9 > 218.7	6.890	6.910	-0.020	1.000	12085	0.2347			5.2	
D 6 13C2 PFHxA										
314.6 > 269.7	8.149	8.156	-0.007		6477431	78.0		156	15217	
7 Perfluorohexanoic acid										
312.9 > 268.7	8.144	8.157	-0.013	1.000	25684	0.2603			122	
D 8 13C4-PFHpA										
366.6 > 321.6	9.380	9.387	-0.007		5466328	63.9		128	7477	
10 Perfluorohexane Sulfonate										
398.3 > 79.2	9.404	9.421	-0.017	1.000	10032	NC			19.6	
58 Perfluorohexanesulfonic acid										
398.3 > 79.2	9.404	9.421	-0.017	1.000	10032	0.1718				
D 11 18O2 PFHxS										
402.5 > 83.6	9.412	9.422	-0.010		1615970	54.4		115	4515	
D 12 13C4 PFOA										
416.5 > 371.6	10.493	10.503	-0.010		6311963	70.8		142	11833	
13 Perfluorooctanoic acid										
412.8 > 368.8	10.502	10.504	-0.002	1.000	4959	0.0158			11.4	
D 16 13C4 PFOS										
502.4 > 79.7	11.461	11.465	-0.004		226173	33.5		70.1	868	

Signal	RT	EXP RT	DLT RT	REL RT	Response	Amount ng/ml	Ratio(Limits)	%Rec	S/N	Flags
15 Perfluorooctane sulfonic acid										M
498.3 > 79.2	11.461	11.466	-0.005	1.000	131359	2.64			316	M
498.3 > 98.2	11.452	11.466	-0.014	0.999	68840		1.91(0.00-0.00)		197	M
D 17 13C5 PFNA										
467.5 > 422.6	11.480	11.484	-0.004		5067365	64.6		129	6891	
D 19 13C2 PFDA										
514.4 > 469.5	12.315	12.325	-0.010		7010760	70.2		140	7400	
20 Perfluorodecanoic acid										
512.5 > 468.5	12.315	12.325	-0.010	1.000	11939	0.0820			23.4	
D 23 13C8 FOSA										
505.4 > 77.6	12.888	12.893	-0.005		1932221	20.0		40.0	2704	
27 Perfluoroundecanoic acid										
562.4 > 518.5	13.034	13.042	-0.008	1.000	22032	0.1241			29.8	
D 26 13C2 PFUnA										
564.3 > 519.5	13.034	13.044	-0.010		7527287	74.2		148	8373	
D 28 13C2 PFDoA										
614.4 > 569.4	13.644	13.646	-0.002		7423404	70.4		141	4180	
29 Perfluorododecanoic acid										
612.4 > 568.6	13.632	13.646	-0.014	1.000	4954	0.0366			2.5	
30 Perfluorotridecanoic acid										
662.4 > 618.5	14.154	14.162	-0.008	1.000	5428	0.0588			3.2	
32 Perfluorotetradecanoic acid										
712.6 > 668.5	14.593	14.600	-0.007	1.000	19487	0.3988			9.1	
D 33 13C2-PFTeDA										
714.5 > 669.5	14.593	14.601	-0.008		4503767	59.3		119	4131	
D 35 13C2-PFHxDA										
814.8 > 769.6	15.252	15.255	-0.003		1434992	49.2		98.5	3126	
34 Perfluorohexadecanoic acid										
812.6 > 768.6	15.252	15.255	-0.003	1.000	86766	0.4257			13.7	

QC Flag Legend

Processing Flags

NC - Not Calibrated

Review Flags

M - Manually Integrated

Report Date: 26-May-2016 16:01:00 Chrom Revision: 2.2 20-Apr-2016 13:59:46

TestAmerica Sacramento

Data File: \\ChromNA\Sacramento\ChromData\A4\20160525-31065.b\25MAY2016B4A_041.d

Injection Date: 26-May-2016 05:37:03 Instrument ID: A4

Lims ID: MB 320-109640/1-A

Client ID:

Operator ID: JRB ALS Bottle#: 21 Worklist Smp#: 41

Injection Vol: 15.0 ul Dil. Factor: 1.0000

Method: PFAC_A4 Limit Group: LC PFC_DOD ICAL

2 Perfluorobutyric acid

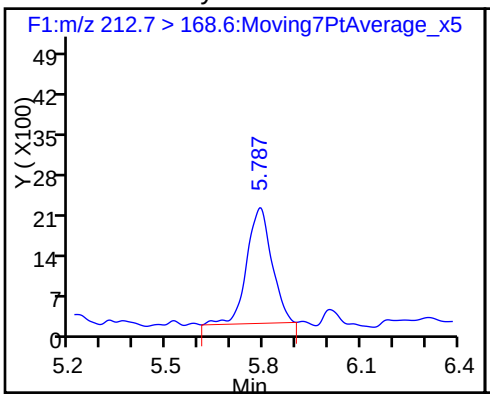

D 1 13C4 PFBA

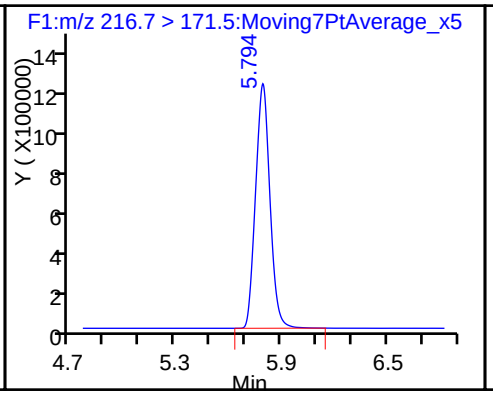

D 3 13C5-PFPeA

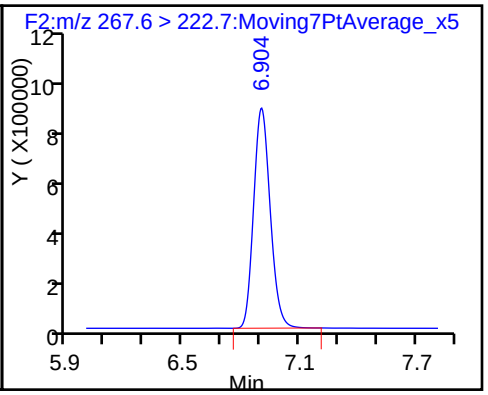

4 Perfluoropentanoic acid

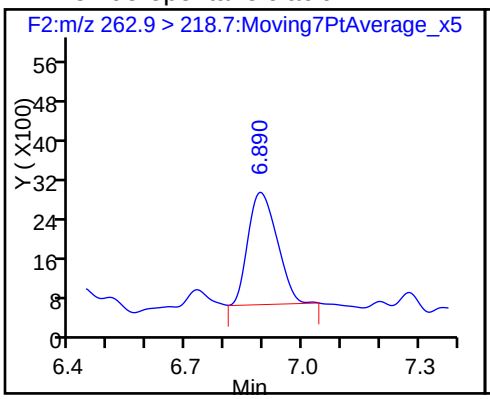

51 Perfluorobutanesulfonic acid (ND)

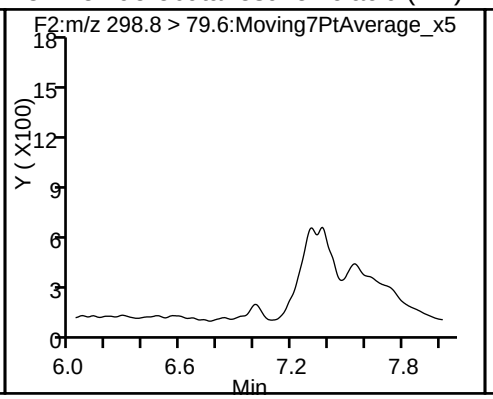

D 6 13C2 PFHxA

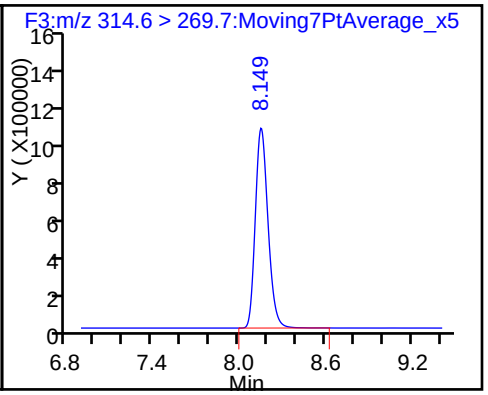

7 Perfluorohexanoic acid

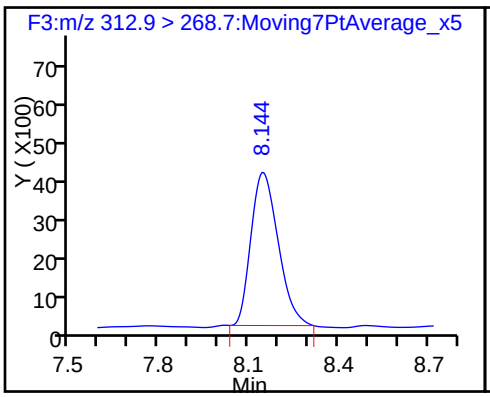

D 8 13C4-PFHpA

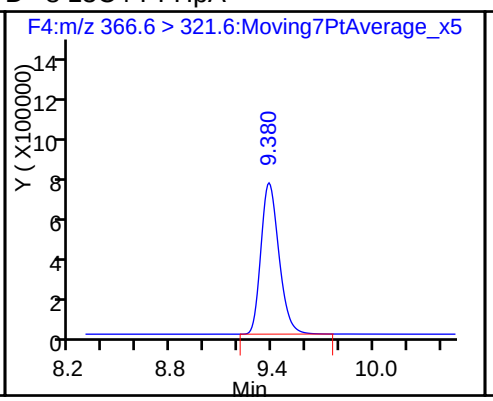

9 Perfluoroheptanoic acid (ND)

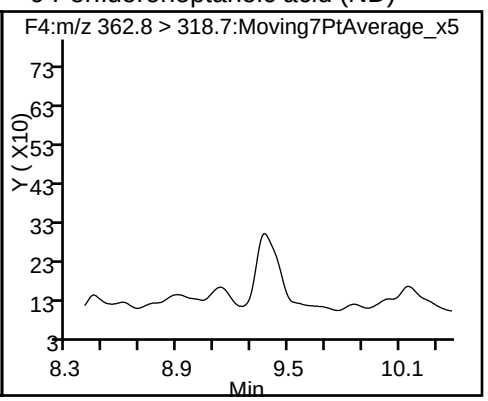

58 Perfluorohexanesulfonic acid

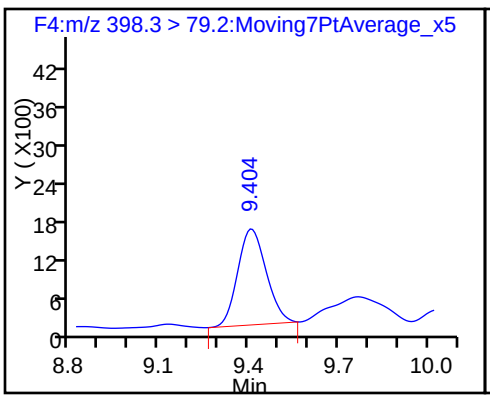

D 11 18O2 PFHxS

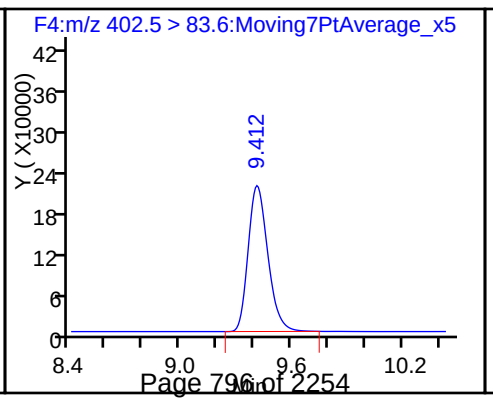

D 12 13C4 PFOA

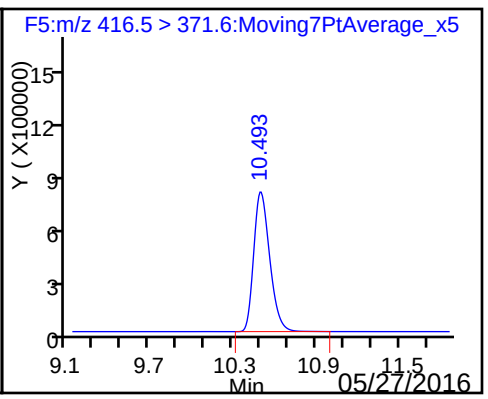

13 Perfluorooctanoic acid

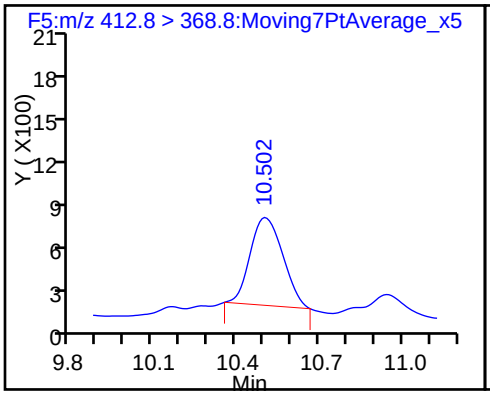

13 Perfluorooctanoic acid

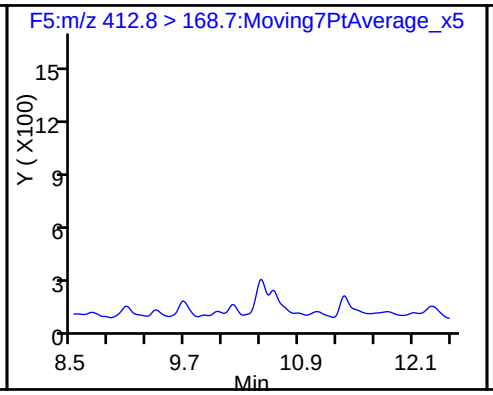

39 Perfluoroheptanesulfonic Acid (ND)

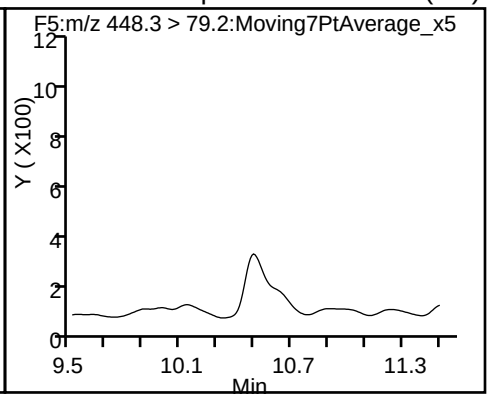

D 16 13C4 PFOS

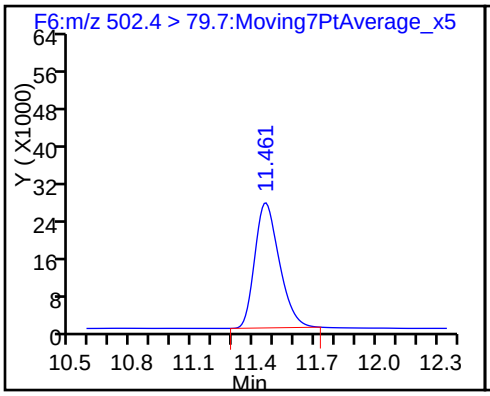

15 Perfluorooctane sulfonic acid (M)

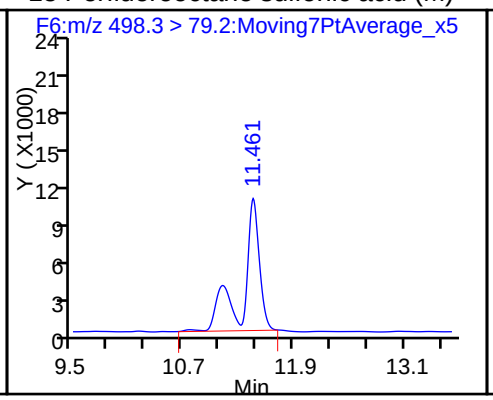

15 Perfluorooctane sulfonic acid (M)

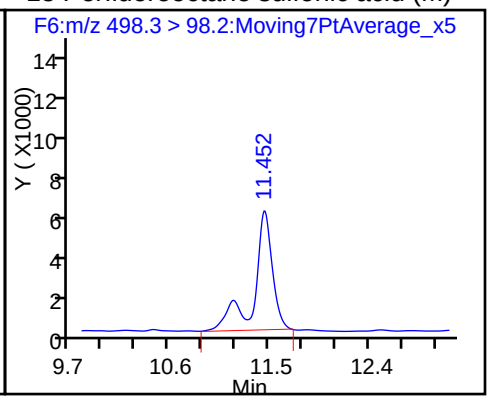

D 17 13C5 PFNA

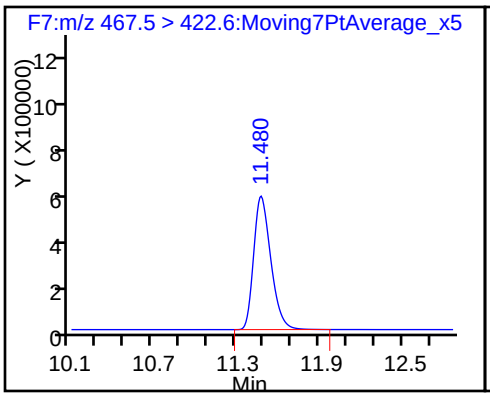

18 Perfluorononanoic acid (ND)

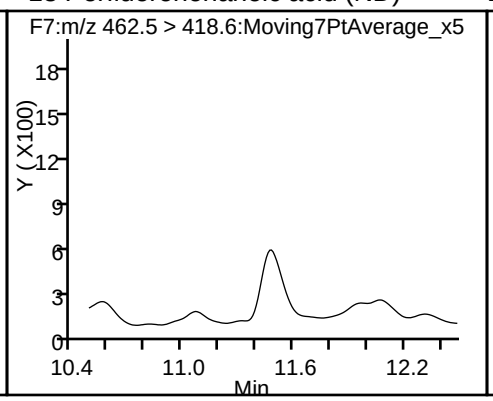

D 19 13C2 PFDA

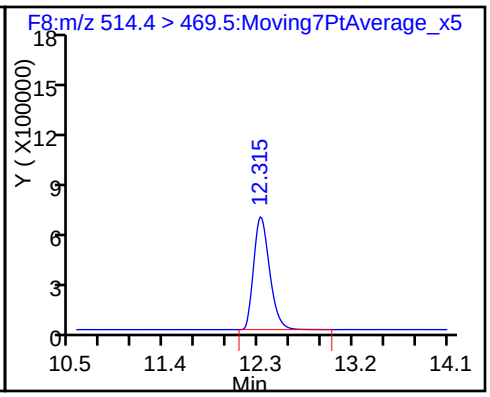

20 Perfluorodecanoic acid

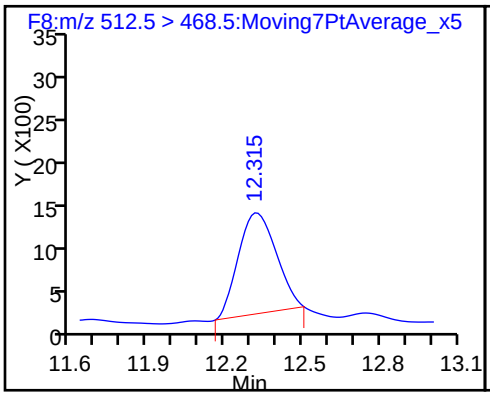

D 23 13C8 FOSA

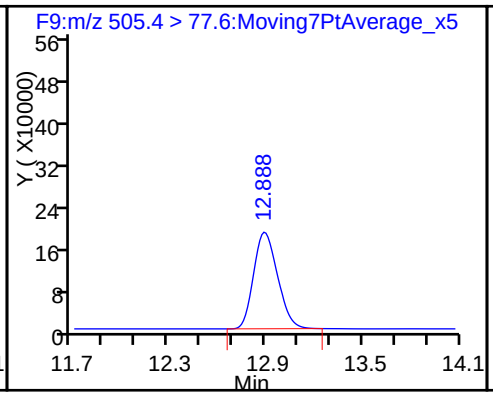

24 Perfluorooctane Sulfonamide (ND)

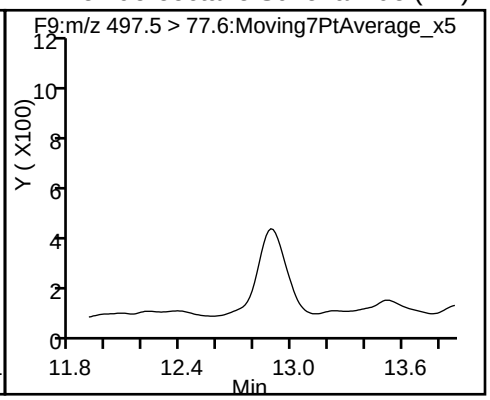

49 Perfluorodecane Sulfonic acid (ND)

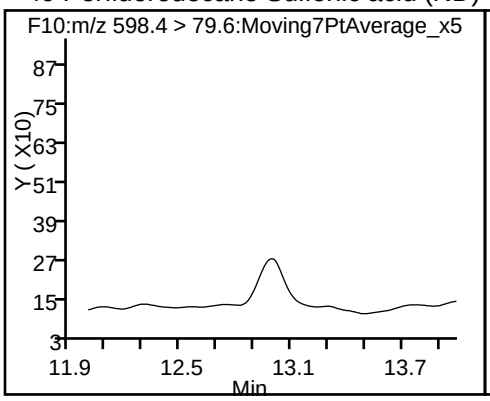

27 Perfluoroundecanoic acid

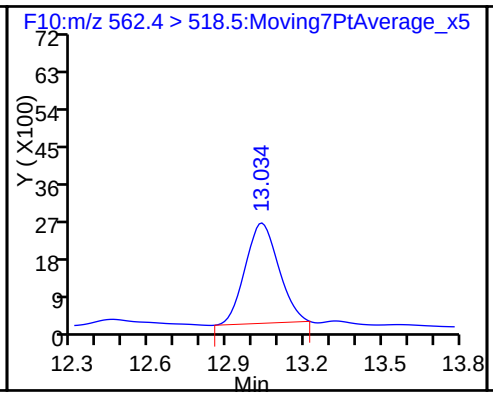

D 26 13C2 PFUnA

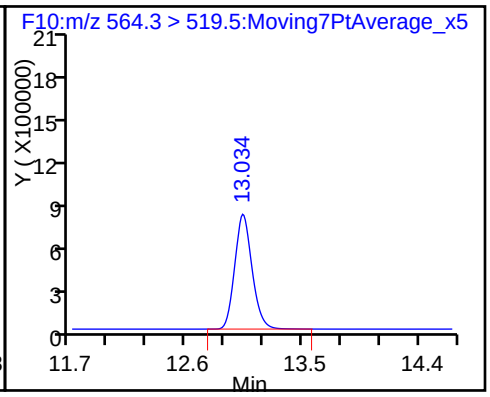

D 28 13C2 PFDoA

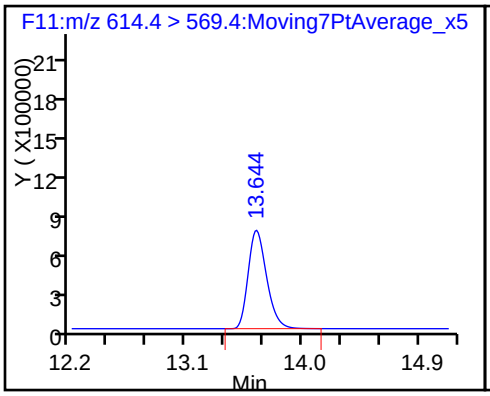

29 Perfluorododecanoic acid

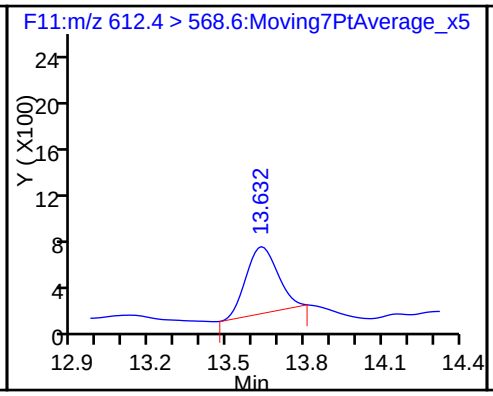

30 Perfluorotridecanoic acid

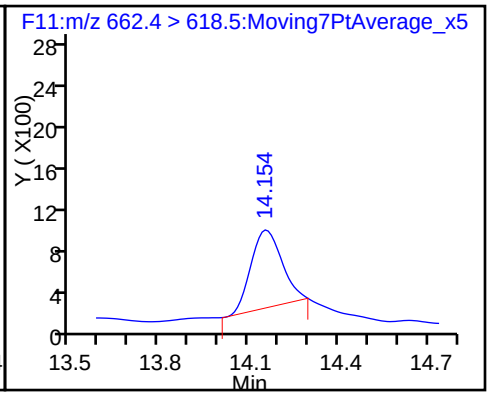

32 Perfluorotetradecanoic acid

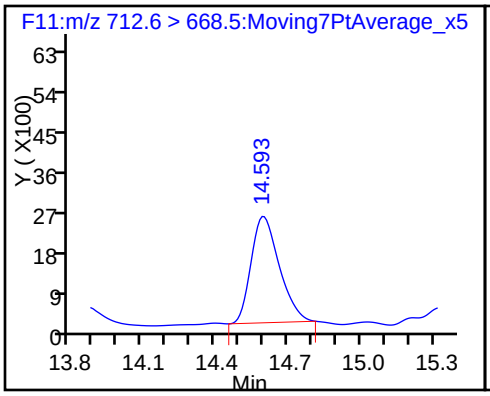

D 33 13C2-PFTeDA

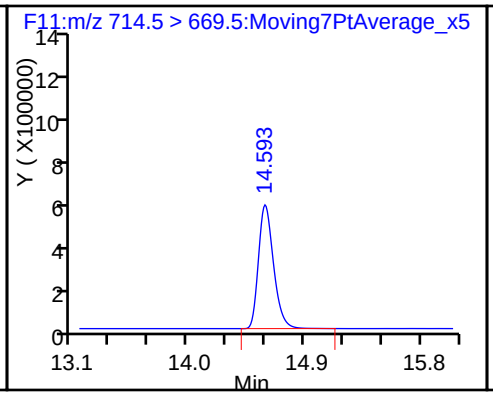

D 35 13C2-PFHxDA

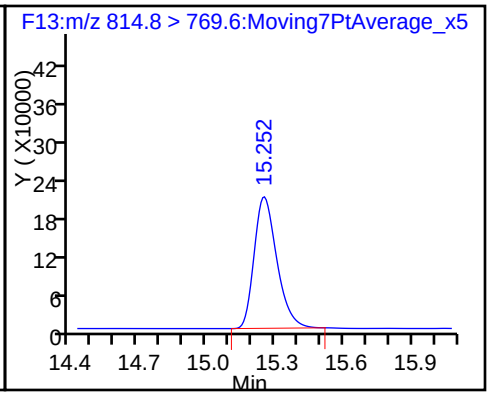

34 Perfluorohexadecanoic acid

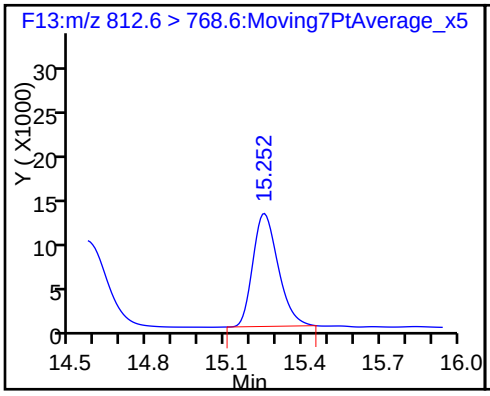

36 Perfluorooctandecanoic acid (ND)

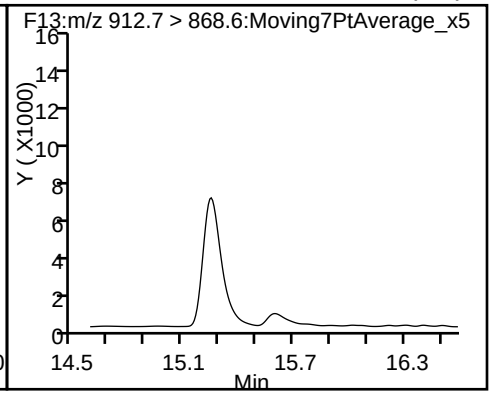

FORM I
LCMS ORGANICS ANALYSIS DATA SHEET

Lab Name: TestAmerica Sacramento Job No.: 320-18794-1

SDG No.:

Client Sample ID: Lab Sample ID: LCS 320-109640/2-A RA

Matrix: Water Lab File ID: 24MAY2016A6A_042.d

Analysis Method: WS-LC-0025 Date Collected:

Extraction Method: 3535 Date Extracted: 05/12/2016 10:01

Sample wt/vol: 500(mL) Date Analyzed: 05/25/2016 06:35

Con. Extract Vol.: 1.0(mL) Dilution Factor: 1

Injection Volume: 15(uL) GC Column: Acquity ID: 2.1(mm)

% Moisture: GPC Cleanup:(Y/N) N

Analysis Batch No.: 111182 Units: ug/L

CAS NO.	COMPOUND NAME	RESULT	Q	LOQ	LOD	DL
1763-23-1	Perfluorooctanesulfonic acid (PFOS)	0.0329	M	0.0040	0.0030	0.0013

CAS NO.	ISOTOPE DILUTION	%REC	Q	LIMITS
STL00991	13C4 PFOS	132		25-150

TestAmerica Sacramento
Target Compound Quantitation Report

Data File: \\ChromNA\Sacramento\ChromData\A6\20160524-31021.b\24MAY2016A6A_042.d
Lims ID: LCS 320-109640/2-A
Client ID:
Sample Type: LCS
Inject. Date: 25-May-2016 06:35:29 ALS Bottle#: 22 Worklist Smp#: 42
Injection Vol: 15.0 ul Dil. Factor: 1.0000
Sample Info: LCS 320-109640/2-A
Misc. Info.: Acquity BEH 1.7um, 3X150mm T=50*C
Operator ID: JRB Instrument ID: A6

Method: \\ChromNA\Sacramento\ChromData\A6\20160524-31021.b\PFAC_A6.m
Limit Group: LC PFC_DOD ICAL
Last Update: 26-May-2016 16:14:19 Calib Date: 24-May-2016 19:14:42
Integrator: Picker
Quant Method: Isotopic Dilution Quant By: Initial Calibration
Last ICal File: \\ChromNA\Sacramento\ChromData\A6\20160524-31021.b\24MAY2016A6A_010.d

Column 1 : Acquity BEH C18 (2.10 mm) Det: F1:MRM
Process Host: XAWRK003

First Level Reviewer: westendorfc Date: 25-May-2016 09:24:47

Signal	RT	EXP RT	DLT RT	REL RT	Response	Amount ng/ml	Ratio(Limits)	%Rec	S/N	Flags
2 Perfluorobutyric acid										
212.9 > 169.0	5.794	5.791	0.003	1.000	31388	21.9		110	3478	
D 1 13C4 PFBA										
217.0 > 172.0	5.788	5.796	-0.008		59275	48.6		97.3	1857	
D 3 13C5-PFPeA										
267.9 > 223.0	6.941	6.946	-0.005		138038	58.2		116	4996	
4 Perfluoropentanoic acid										
262.9 > 219.0	6.951	6.949	0.002	1.000	55150	17.4		86.8	542	
40 Perfluorobutanesulfonic acid										
298.9 > 80.0	7.067	7.074	-0.007	1.000	182714	17.5		98.9		
5 Perfluorobutane Sulfonate										
298.9 > 80.0	7.067	7.074	-0.007	1.000	182714	NC			422	
298.9 > 99.0	7.067	7.074	-0.007	1.000	68473		2.67(0.00-0.00)		165	
D 6 13C2 PFHxA										
315.0 > 270.0	8.219	8.223	-0.004		202814	59.0		118	17994	
7 Perfluorohexanoic acid										
313.0 > 269.0	8.219	8.225	-0.006	1.000	72541	19.8		99.2	4576	
D 8 13C4-PFHpA										
367.0 > 322.0	9.452	9.459	-0.007		206070	57.1		114	18287	
9 Perfluoroheptanoic acid										
363.0 > 319.0	9.458	9.462	-0.004	1.000	92793	20.8		104	8567	
D 11 18O2 PFHxS										
403.0 > 84.0	9.487	9.494	-0.007		338477	61.2		129	9548	
10 Perfluorohexane Sulfonate										
399.0 > 80.0	9.487	9.495	-0.008	1.000	102850	NC			9215	
41 Perfluorohexanesulfonic acid										M
399.0 > 80.0	9.487	9.495	-0.008	1.000	123267	17.6		96.7		M

Signal	RT	EXP RT	DLT RT	REL RT	Response	Amount ng/ml	Ratio(Limits)	%Rec	S/N	Flags
13 Perfluorooctanoic acid										
413.0 > 369.0	10.568	10.573	-0.005	1.000	89038	19.7		98.4	1981	
413.0 > 169.0	10.568	10.573	-0.005	1.000	32125		2.77(0.00-0.00)		2126	
D 12 13C4 PFOA										
417.0 > 372.0	10.559	10.577	-0.018		212388	58.6		117	14083	
14 Perfluoroheptane Sulfonate										
449.0 > 80.0	10.568	10.585	-0.017	1.000	118052	NC			7711	
38 Perfluoroheptanesulfonic Acid										
449.0 > 80.0	10.568	10.585	-0.017	1.000	118052	18.4		96.5		
15 Perfluorooctane sulfonic acid										M
499.0 > 80.0	11.510	11.524	-0.014	1.000	201293	16.4		88.6	11760	M
499.0 > 99.0	11.510	11.524	-0.014	1.000	104406		1.93(0.00-0.00)		7071	M
D 16 13C4 PFOS										
503.0 > 80.0	11.510	11.524	-0.014		628180	63.1		132	47794	
18 Perfluorononanoic acid										
463.0 > 419.0	11.528	11.547	-0.019	1.000	85882	21.1		105	601	
D 17 13C5 PFNA										
468.0 > 423.0	11.528	11.551	-0.023		222541	64.7		129	15946	
20 Perfluorodecanoic acid										
513.0 > 469.0	12.352	12.376	-0.024	1.000	100167	19.4		97.1	5904	
D 19 13C2 PFDA										
515.0 > 470.0	12.352	12.380	-0.028		213969	50.1		100	12987	
D 23 13C8 FOSA										
506.0 > 78.0	12.984	12.993	-0.009		458069	15.6		31.1	20191	
24 Perfluorooctane Sulfonamide										
498.0 > 78.0	12.984	12.994	-0.010	1.000	234090	23.0		115	15468	
39 Perfluorodecane Sulfonic acid										
599.0 > 80.0	13.023	13.032	-0.009	1.000	122649	19.2		99.5		
25 Perfluorodecane Sulfonate										
599.0 > 80.0	13.023	13.032	-0.009	1.000	122649	NC			8536	
D 26 13C2 PFUnA										
565.0 > 520.0	13.066	13.079	-0.013		328749	59.7		119	23018	
27 Perfluoroundecanoic acid										
563.0 > 519.0	13.066	13.082	-0.016	1.000	154072	18.2		90.9	1057	
D 28 13C2 PFDoA										
615.0 > 570.0	13.664	13.667	-0.003		380314	53.1		106	25420	
29 Perfluorododecanoic acid										
613.0 > 569.0	13.664	13.667	-0.003	1.000	152886	19.7		98.6	42.3	
30 Perfluorotridecanoic acid										
663.0 > 619.0	14.158	14.166	-0.008	1.000	247354	22.0		110	294	
D 33 13C2-PFTeDA										
715.0 > 670.0	14.581	14.589	-0.008		543133	51.8		104	49250	
32 Perfluorotetradecanoic acid										
713.0 > 669.0	14.581	14.590	-0.009	1.000	208430	17.0		84.9	97.5	
34 Perfluorohexadecanoic acid										
813.0 > 769.0	15.173	15.179	-0.006	1.000	407871	15.1		75.6	862	
D 35 13C2-PFHxDA										
815.0 > 770.0	15.173	15.180	-0.007		1066679	49.7		99.4	17840	

Signal	RT	EXP RT	DLT RT	REL RT	Response	Amount ng/ml	Ratio(Limits)	%Rec	S/N	Flags
36 Perfluorooctandecanoic acid										
913.0 > 869.0	15.439	15.450	-0.011	1.000	472193	15.2		76.2	780	

QC Flag Legend

Processing Flags

NC - Not Calibrated

Review Flags

M - Manually Integrated

Report Date: 26-May-2016 16:15:32 Chrom Revision: 2.2 20-Apr-2016 13:59:46

TestAmerica Sacramento

Data File: \\ChromNA\Sacramento\ChromData\A6\20160524-31021.b\24MAY2016A6A_042.d

Injection Date: 25-May-2016 06:35:29 Instrument ID: A6

Lims ID: LCS 320-109640/2-A

Client ID:

Operator ID: JRB ALS Bottle#: 22 Worklist Smp#: 42

Injection Vol: 15.0 ul Dil. Factor: 1.0000

Method: PFAC_A6 Limit Group: LC PFC_DOD ICAL

2 Perfluorobutyric acid

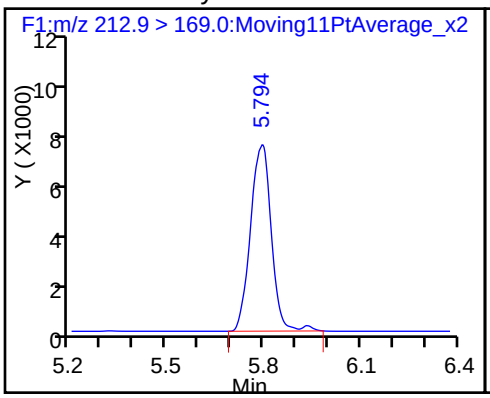

D 1 13C4 PFBA

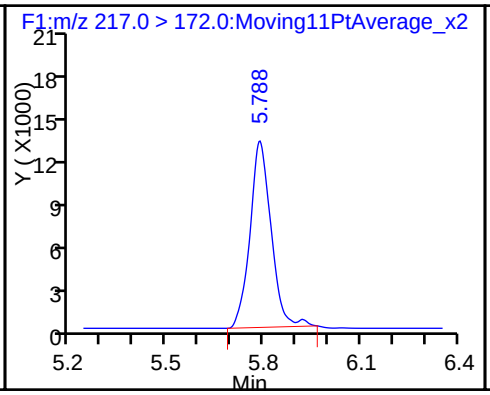

D 3 13C5-PFPeA

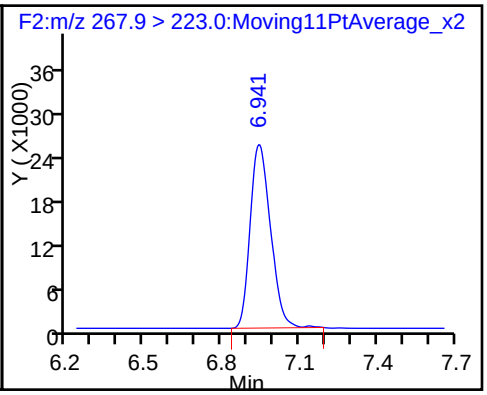

4 Perfluoropentanoic acid

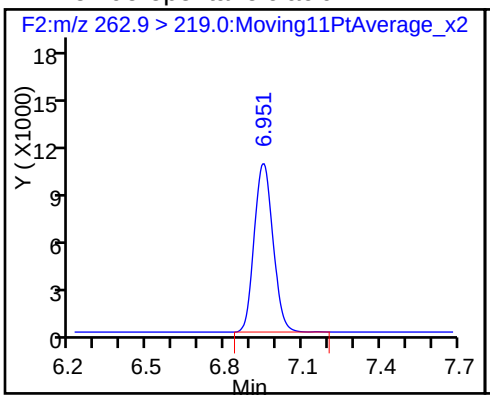

40 Perfluorobutanesulfonic acid

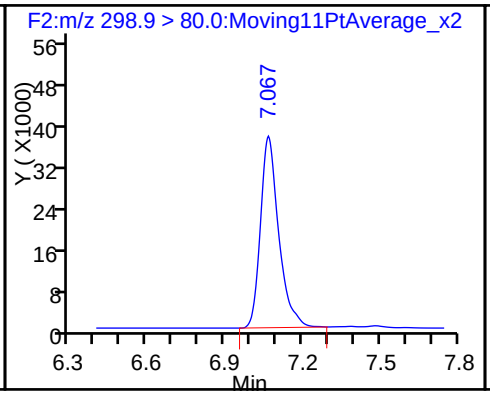

D 6 13C2 PFHxA

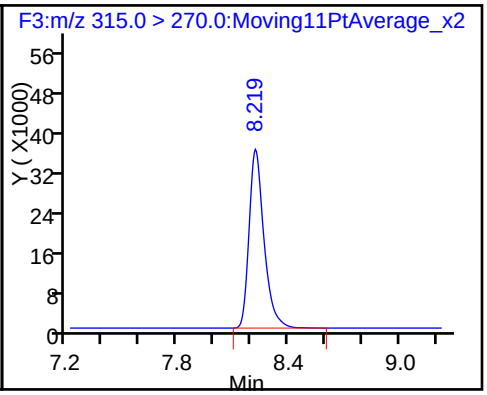

7 Perfluorohexanoic acid

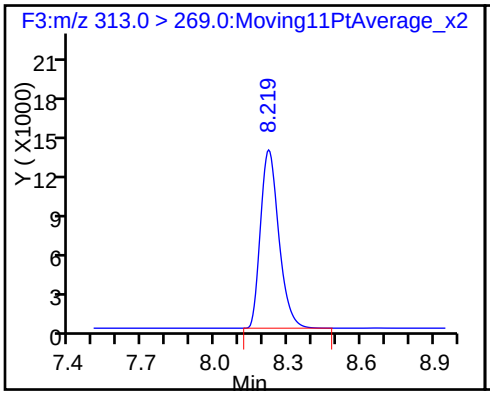

D 8 13C4-PFHpA

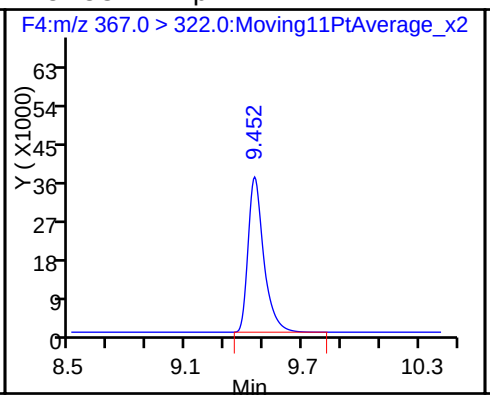

9 Perfluoroheptanoic acid

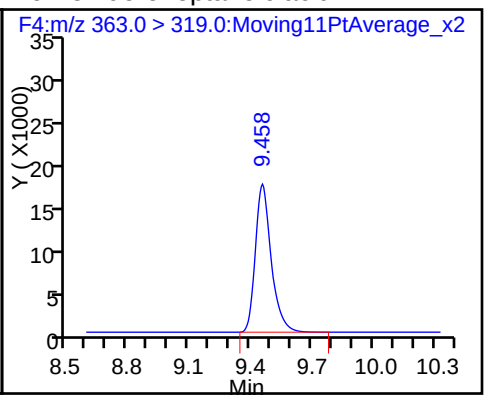

D 11 18O2 PFHxS

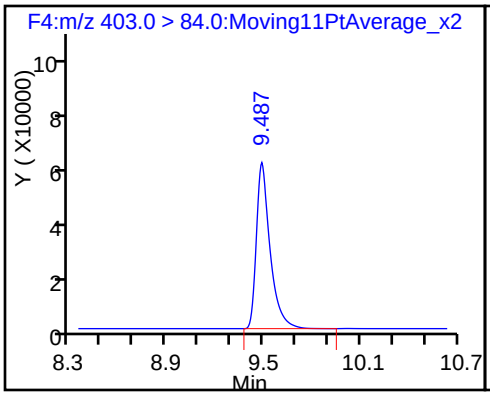

41 Perfluorohexanesulfonic acid (M)

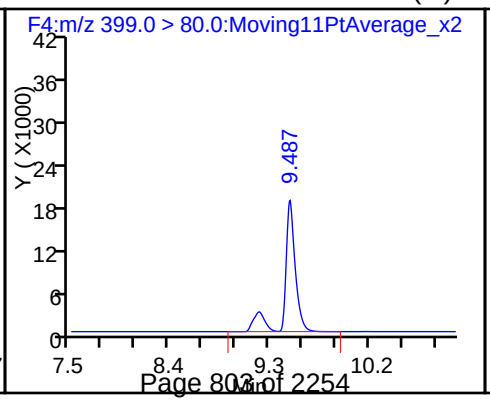

13 Perfluorooctanoic acid

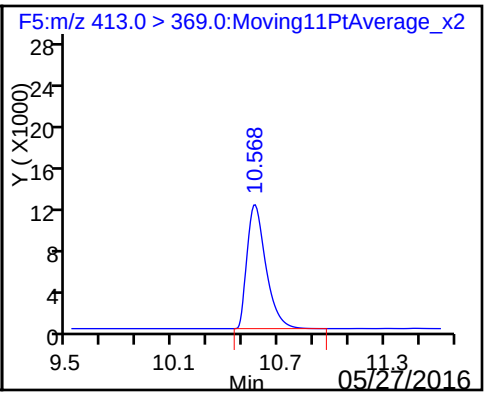

13 Perfluorooctanoic acid

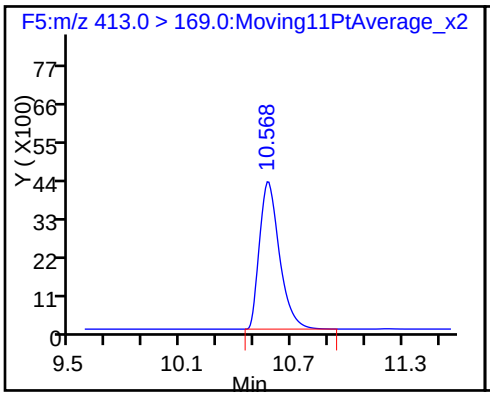

D 12 13C4 PFOA

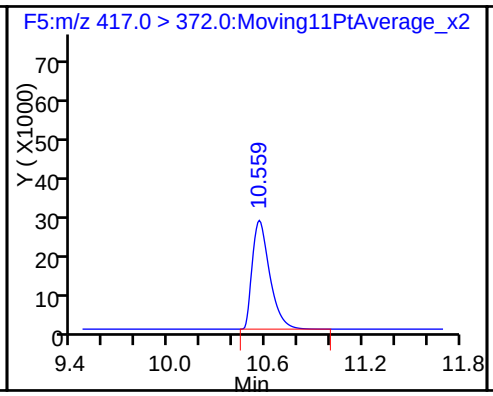

38 Perfluoroheptanesulfonic Acid

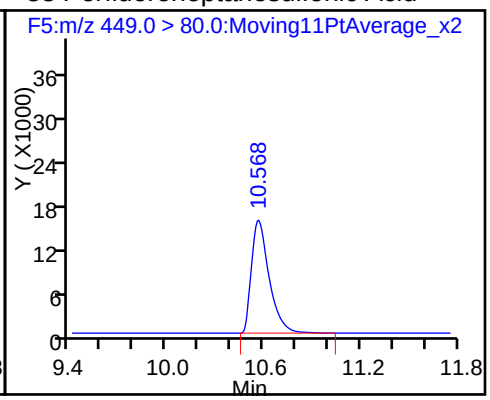

15 Perfluorooctane sulfonic acid (M)

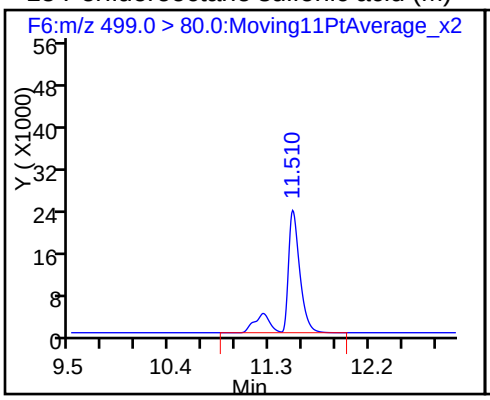

15 Perfluorooctane sulfonic acid (M)

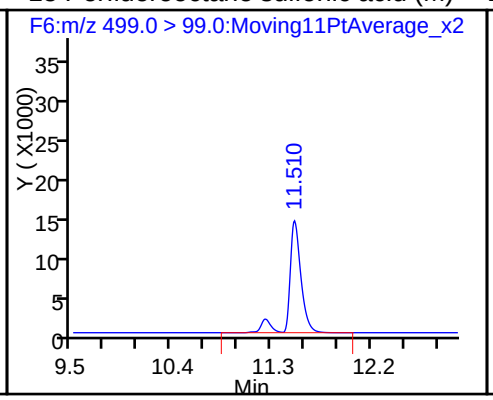

D 16 13C4 PFOS

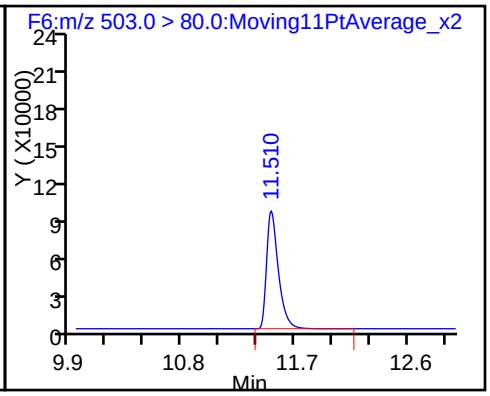

18 Perfluorononanoic acid

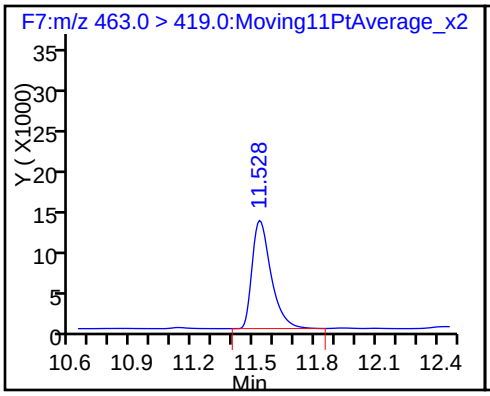

D 17 13C5 PFNA

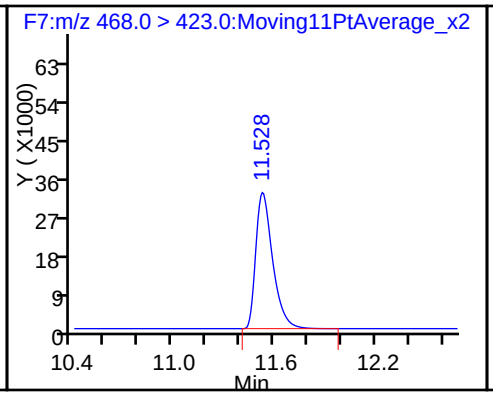

20 Perfluorodecanoic acid

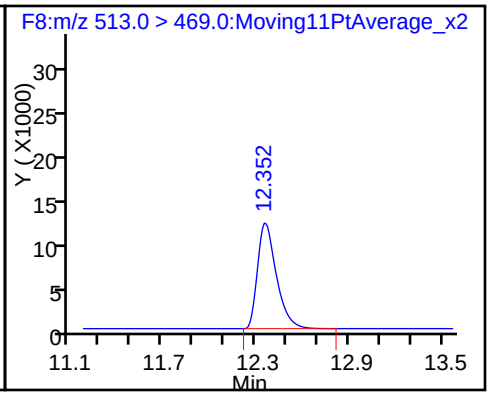

D 19 13C2 PFDA

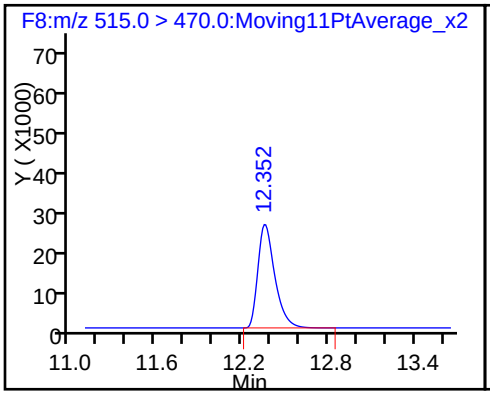

D 23 13C8 FOSA

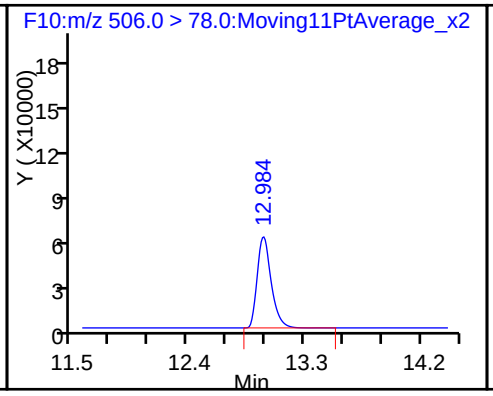

24 Perfluorooctane Sulfonamide

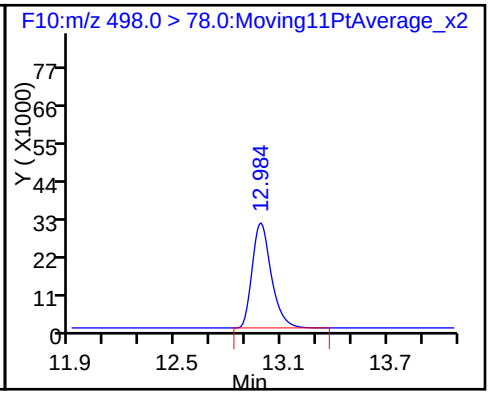

39 Perfluorodecane Sulfonic acid

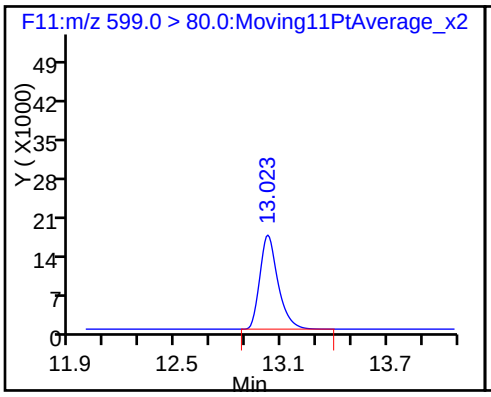

D 26 13C2 PFUnA

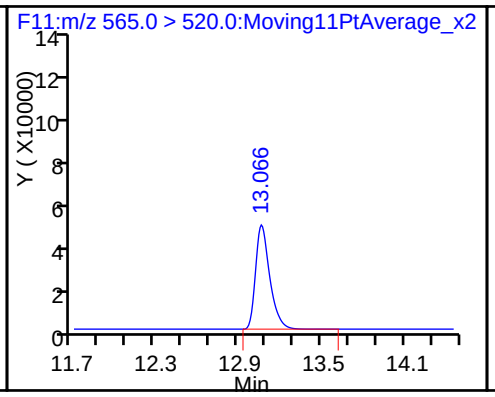

27 Perfluoroundecanoic acid

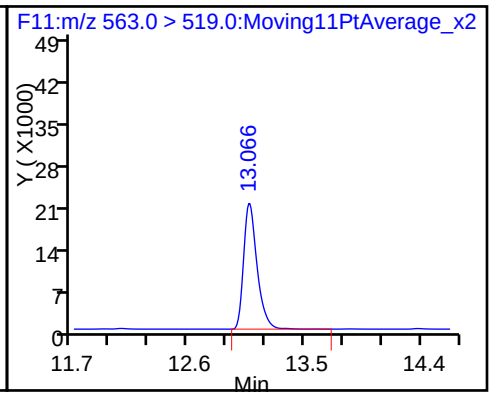

D 28 13C2 PFDoA

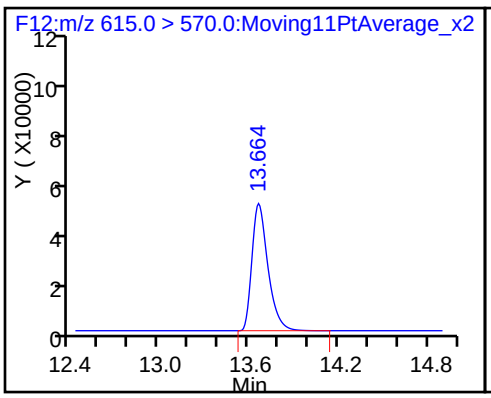

29 Perfluorododecanoic acid

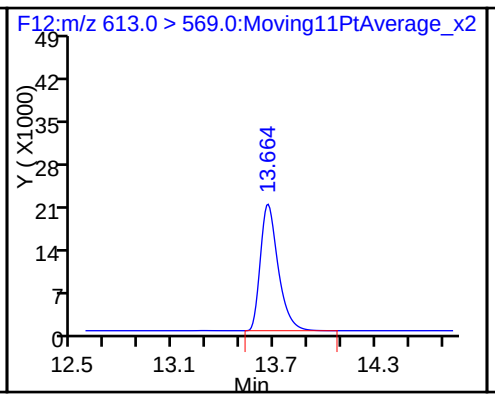

30 Perfluorotridecanoic acid

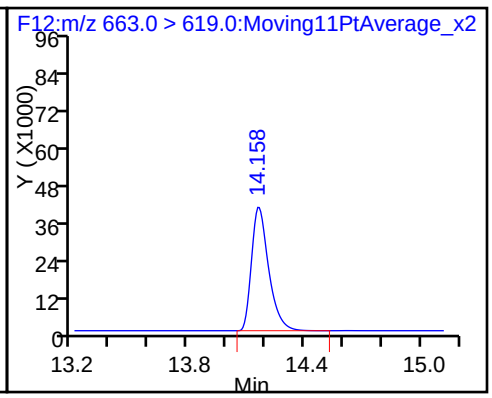

D 33 13C2-PFTeDA

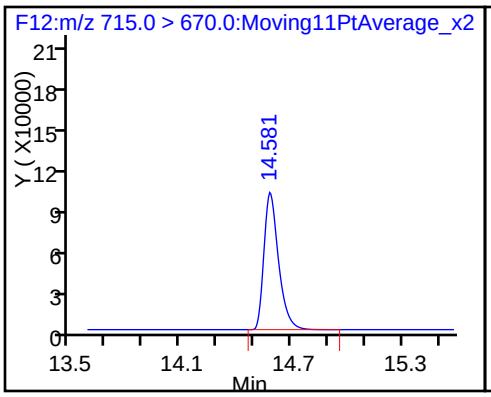

32 Perfluorotetradecanoic acid

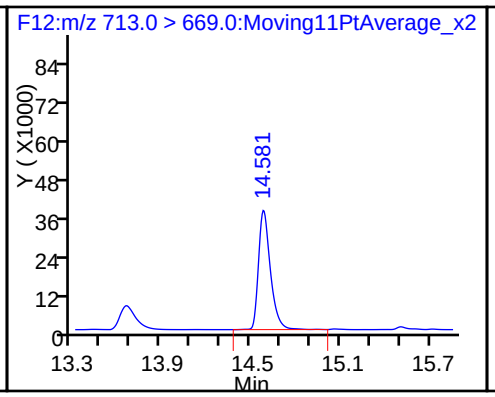

34 Perfluorohexadecanoic acid

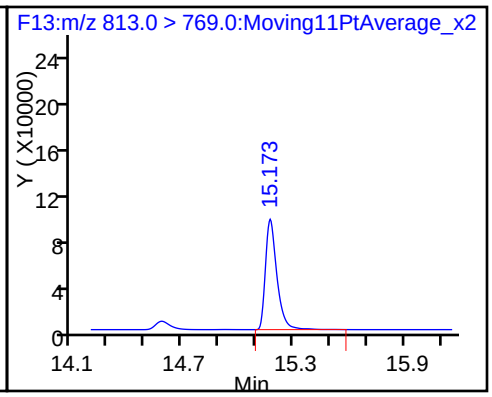

D 35 13C2-PFHxDA

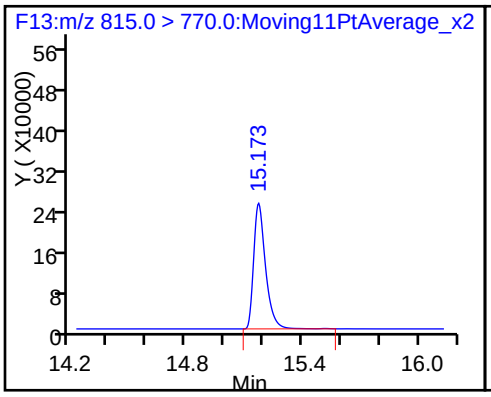

36 Perfluorooctandecanoic acid

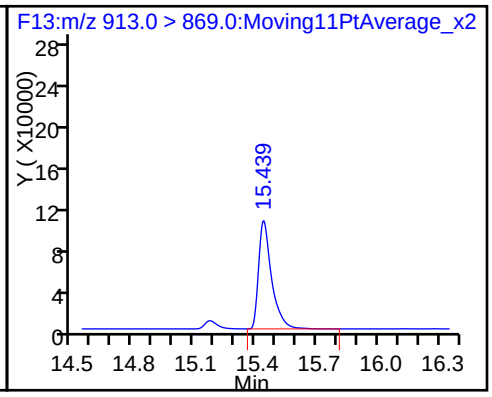

Manual Integration/User Assign Peak Report

TestAmerica Sacramento

Data File: \\ChromNA\Sacramento\ChromData\A6\20160524-31021.b\24MAY2016A6A_042.d
Injection Date: 25-May-2016 06:35:29 Instrument ID: A6
Lims ID: LCS 320-109640/2-A
Client ID:
Operator ID: JRB ALS Bottle#: 22 Worklist Smp#: 42
Injection Vol: 15.0 ul Dil. Factor: 1.0000
Method: PFAC_A6 Limit Group: LC PFC_DOD ICAL
Column: Acquity BEH C18 (2.10 mm) Detector F6:MRM

15 Perfluorooctane sulfonic acid, CAS: 1763-23-1

Signal: 1

Processing Integration Results

RT: 11.51
Area: 165266
Amount: 13.501746
Amount Units: ng/ml

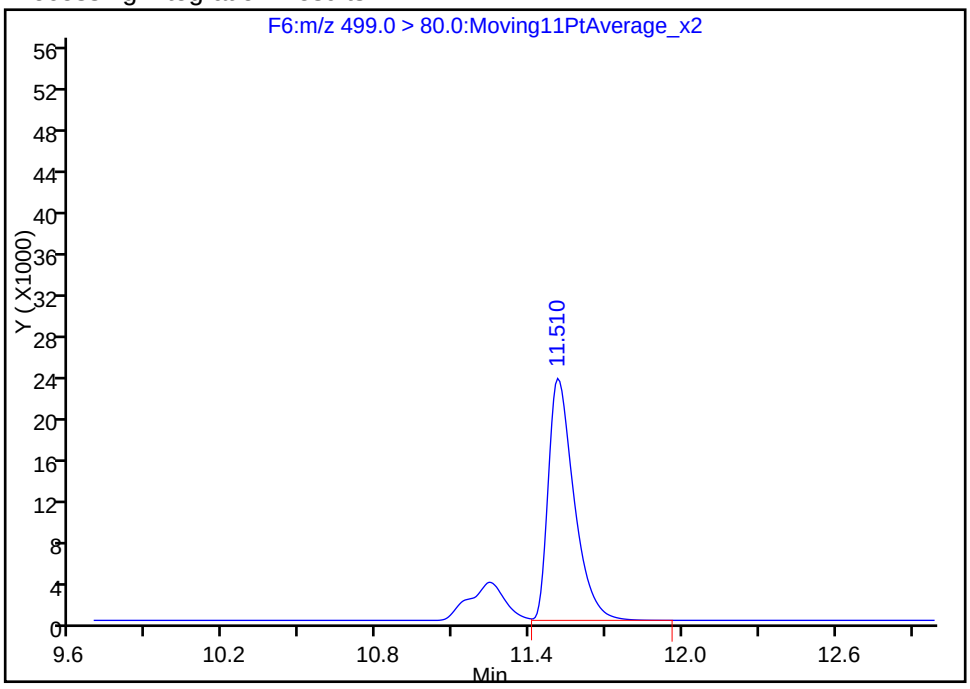

Manual Integration Results

RT: 11.51
Area: 201293
Amount: 16.445046
Amount Units: ng/ml

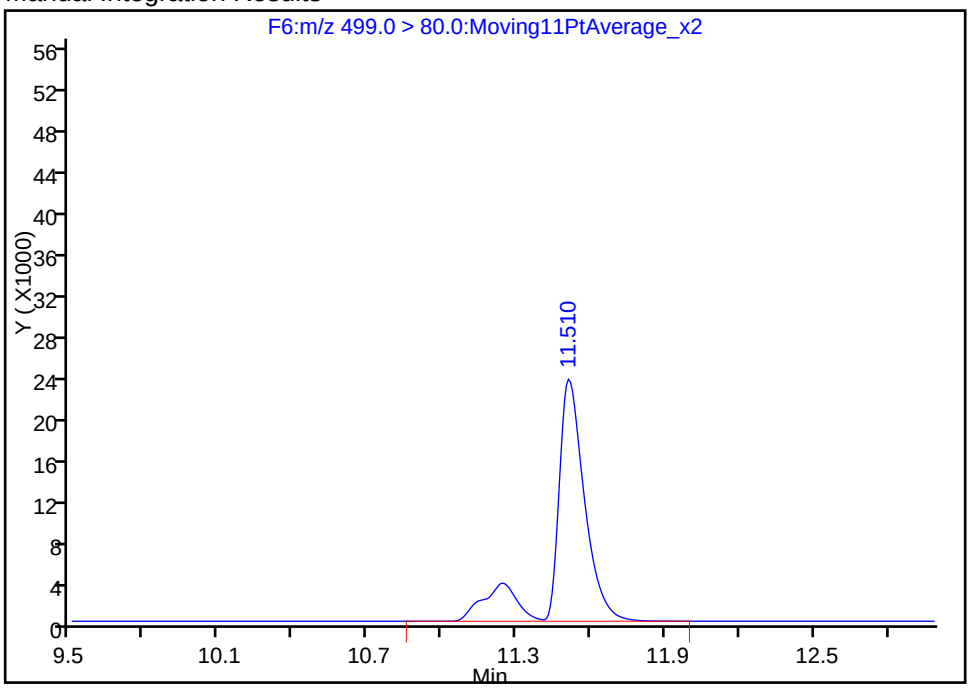

Reviewer: westendorfc, 25-May-2016 09:24:47
Audit Action: Manually Integrated Audit Reason: Isomers

Manual Integration/User Assign Peak Report

TestAmerica Sacramento

Data File: \\ChromNA\Sacramento\ChromData\A6\20160524-31021.b\24MAY2016A6A_042.d
Injection Date: 25-May-2016 06:35:29 Instrument ID: A6
Lims ID: LCS 320-109640/2-A
Client ID:
Operator ID: JRB ALS Bottle#: 22 Worklist Smp#: 42
Injection Vol: 15.0 ul Dil. Factor: 1.0000
Method: PFAC_A6 Limit Group: LC PFC_DOD ICAL
Column: Acquity BEH C18 (2.10 mm) Detector F6:MRM

15 Perfluorooctane sulfonic acid, CAS: 1763-23-1

Signal: 2

Processing Integration Results

RT: 11.51
Area: 93368
Amount: 13.501746
Amount Units: ng/ml

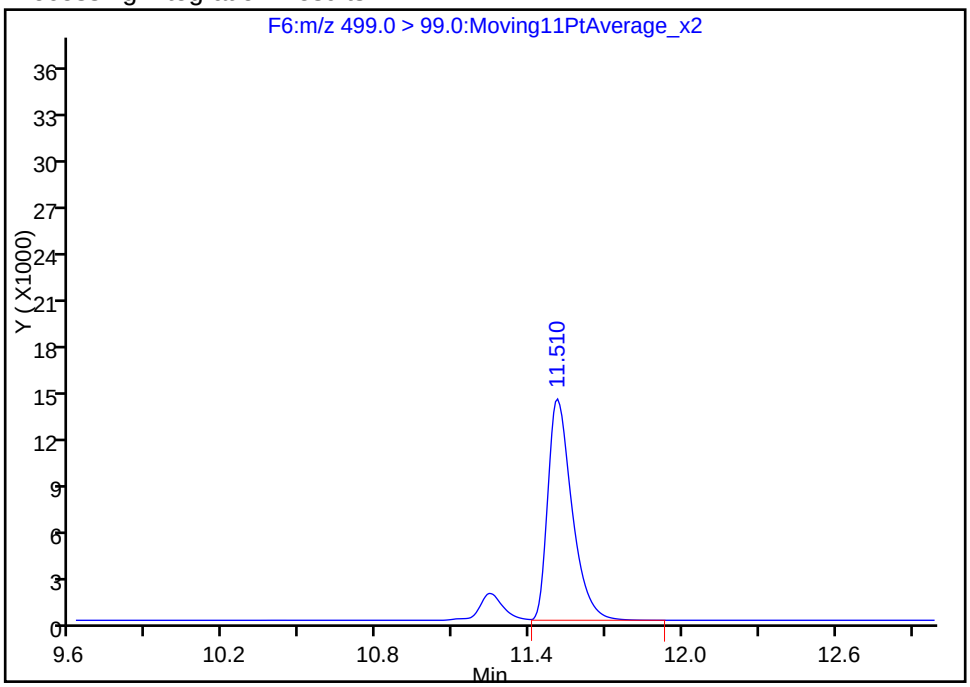

Manual Integration Results

RT: 11.51
Area: 104406
Amount: 16.445046
Amount Units: ng/ml

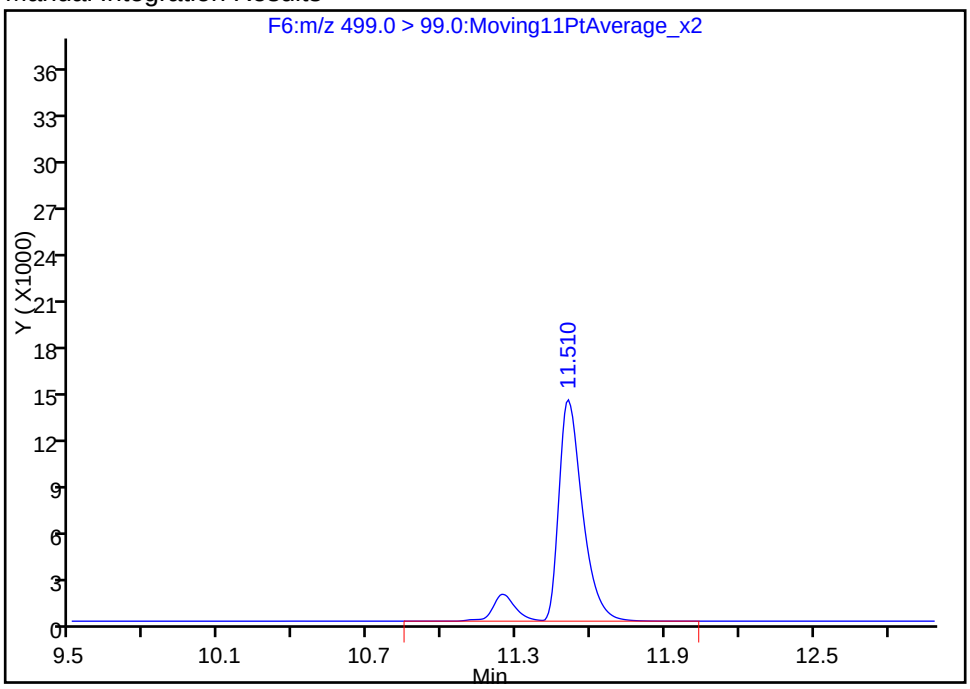

Reviewer: westendorfc, 25-May-2016 09:24:47
Audit Action: Manually Integrated Audit Reason: Isomers

FORM I
LCMS ORGANICS ANALYSIS DATA SHEET

Lab Name: TestAmerica Sacramento Job No.: 320-18794-1

SDG No.:

Client Sample ID: Lab Sample ID: LCS 320-109640/2-A

Matrix: Water Lab File ID: 25MAY2016B4A_042.d

Analysis Method: WS-LC-0025 Date Collected:

Extraction Method: 3535 Date Extracted: 05/12/2016 10:01

Sample wt/vol: 500(mL) Date Analyzed: 05/26/2016 05:58

Con. Extract Vol.: 1.0(mL) Dilution Factor: 1

Injection Volume: 15(uL) GC Column: Acquity ID: 2.1(mm)

% Moisture: GPC Cleanup:(Y/N) N

Analysis Batch No.: 111390 Units: ug/L

CAS NO.	COMPOUND NAME	RESULT	Q	LOQ	LOD	DL
375-85-9	Perfluoroheptanoic acid (PFHpA)	0.0393		0.0025	0.0020	0.00080
335-67-1	Perfluorooctanoic acid (PFOA)	0.0334		0.0025	0.0020	0.00075
375-95-1	Perfluorononanoic acid (PFNA)	0.0358		0.0025	0.0020	0.00065
375-73-5	Perfluorobutanesulfonic acid (PFBS)	0.0304		0.0025	0.0020	0.00092
355-46-4	Perfluorohexanesulfonic acid (PFHxS)	0.0376	M	0.0025	0.0020	0.00087

CAS NO.	ISOTOPE DILUTION	%REC	Q	LIMITS
STL00994	18O2 PFHxS	121		25-150
STL00995	13C5 PFNA	138		25-150
STL00990	13C4 PFOA	132		25-150
STL01892	13C4-PFHpA	122		25-150

TestAmerica Sacramento
Target Compound Quantitation Report

Data File: \\ChromNA\Sacramento\ChromData\A4\20160525-31065.b\25MAY2016B4A_042.d
Lims ID: LCS 320-109640/2-A
Client ID:
Sample Type: LCS
Inject. Date: 26-May-2016 05:58:15 ALS Bottle#: 22 Worklist Smp#: 42
Injection Vol: 15.0 ul Dil. Factor: 1.0000
Sample Info: lcs 320-109640/2-a
Misc. Info.: Acquity BEH C18,1.7u, 3X150mm,T=35C
Operator ID: JRB Instrument ID: A4

Method: \\ChromNA\Sacramento\ChromData\A4\20160525-31065.b\PFAC_A4.m
Limit Group: LC PFC_DOD ICAL
Last Update: 26-May-2016 16:01:39 Calib Date: 25-May-2016 19:01:43
Integrator: Picker
Quant Method: Isotopic Dilution Quant By: Initial Calibration
Last ICal File: \\ChromNA\Sacramento\ChromData\A4\20160525-31065.b\25MAY2016B4A_011.d

Column 1 : Det: F1:MRM
Process Host: XAWRK003

First Level Reviewer: westendorfc Date: 26-May-2016 09:25:07

Signal	RT	EXP RT	DLT RT	REL RT	Response	Amount ng/ml	Ratio(Limits)	%Rec	S/N	Flags
2 Perfluorobutyric acid										
212.7 > 168.6	5.794	5.798	-0.004	1.000	1705666	19.8		99.0	4413	
D 1 13C4 PFBA										
216.7 > 171.5	5.794	5.798	-0.004		6710230	79.4		159	20507	
D 3 13C5-PFPeA										
267.6 > 222.7	6.904	6.907	-0.003		4850100	63.2		126	9479	
4 Perfluoropentanoic acid										
262.9 > 218.7	6.899	6.910	-0.011	1.000	684653	13.9		69.5	333	
5 Perfluorobutane Sulfonate										
298.8 > 79.6	7.014	7.024	-0.010	1.000	401458	NC			767	
298.8 > 98.6	7.014	7.024	-0.010	1.000	257767		1.56(0.00-0.00)		600	
51 Perfluorobutanesulfonic acid										
298.8 > 79.6	7.014	7.024	-0.010	1.000	401458	15.2		85.8		
D 6 13C2 PFHxA										
314.6 > 269.7	8.149	8.156	-0.007		6364642	76.7		153	11208	
7 Perfluorohexanoic acid										
312.9 > 268.7	8.149	8.157	-0.008	1.000	930930	16.1		80.6	2122	
D 8 13C4-PFHpA										
366.6 > 321.6	9.380	9.387	-0.007		5213534	61.0		122	8848	
9 Perfluoroheptanoic acid										
362.8 > 318.7	9.380	9.388	-0.008	1.000	1001014	19.6		98.2	2727	
10 Perfluorohexane Sulfonate										
398.3 > 79.2	9.412	9.421	-0.009	1.000	902130	NC			2678	
58 Perfluorohexanesulfonic acid										M
398.3 > 79.2	9.412	9.421	-0.009	1.000	1150659	18.8		103		M
D 11 18O2 PFHxS										
402.5 > 83.6	9.412	9.422	-0.010		1696227	57.2		121	3947	
D 12 13C4 PFOA										
416.5 > 371.6	10.499	10.503	-0.004		5866823	65.8		132	8882	

Signal	RT	EXP RT	DLT RT	REL RT	Response	Amount ng/ml	Ratio(Limits)	%Rec	S/N	Flags
13 Perfluorooctanoic acid										
412.8 > 368.8	10.499	10.504	-0.005	1.000	890639	16.7		83.6	2062	
412.8 > 168.7	10.499	10.504	-0.005	1.000	288646		3.09(0.00-0.00)		1176	
39 Perfluoroheptanesulfonic Acid										
448.3 > 79.2	10.499	10.508	-0.009	1.000	1262107	39.1		205		
14 Perfluoroheptane Sulfonate										
448.3 > 79.2	10.499	10.508	-0.009	1.000	1262107	NC			3608	
D 16 13C4 PFOS										
502.4 > 79.7	11.458	11.465	-0.007		199530	29.6		61.9	628	
15 Perfluorooctane sulfonic acid										M
498.3 > 79.2	11.458	11.466	-0.008	1.000	2114549	36.9		199	4706	M
498.3 > 98.2	11.458	11.466	-0.008	1.000	1071101		1.97(0.00-0.00)		1473	M
D 17 13C5 PFNA										
467.5 > 422.6	11.478	11.484	-0.006		5393237	68.8		138	8478	
18 Perfluorononanoic acid										
462.5 > 418.6	11.478	11.486	-0.008	1.000	2378220	17.9		89.6	2978	
D 19 13C2 PFDA										
514.4 > 469.5	12.311	12.325	-0.014		7045976	70.5		141	8561	
20 Perfluorodecanoic acid										
512.5 > 468.5	12.324	12.325	-0.001	1.000	2982955	20.4		102	3758	
D 23 13C8 FOSA										
505.4 > 77.6	12.884	12.893	-0.009		1632383	16.9		33.8	2933	
24 Perfluorooctane Sulfonamide										
497.5 > 77.6	12.884	12.893	-0.009	1.000	679400	19.5		97.3	1343	
25 Perfluorodecane Sulfonate										
598.4 > 79.6	12.987	12.996	-0.009	1.000	552245	NC			1826	
49 Perfluorodecane Sulfonic acid										
598.4 > 79.6	12.987	12.996	-0.009	1.000	552245	31.4		163		
27 Perfluoroundecanoic acid										
562.4 > 518.5	13.041	13.042	-0.001	1.000	3047153	18.4		92.0	3092	
D 26 13C2 PFUnA										
564.3 > 519.5	13.041	13.044	-0.003		7018759	69.2		138	6859	
D 28 13C2 PFDoA										
614.4 > 569.4	13.638	13.646	-0.008		7266505	69.0		138	4230	
29 Perfluorododecanoic acid										
612.4 > 568.6	13.638	13.646	-0.008	1.000	2556767	19.3		96.4	976	
30 Perfluorotridecanoic acid										
662.4 > 618.5	14.150	14.162	-0.012	1.000	1976466	23.2		116	887	
32 Perfluorotetradecanoic acid										
712.6 > 668.5	14.588	14.600	-0.012	1.000	752417	16.7		83.6	301	
D 33 13C2-PFTeDA										
714.5 > 669.5	14.588	14.601	-0.013		4150379	54.7		109	3789	
D 35 13C2-PFHxDA										
814.8 > 769.6	15.250	15.255	-0.005		1255024	43.1		86.1	2914	
34 Perfluorohexadecanoic acid										
812.6 > 768.6	15.250	15.255	-0.005	1.000	1594339	23.9		120	238	
36 Perfluorooctandecanoic acid										
912.7 > 868.6	15.588	15.593	-0.005	1.000	1024116	18.5		92.3	1279	

QC Flag Legend

Processing Flags

NC - Not Calibrated

Review Flags

M - Manually Integrated

Report Date: 26-May-2016 16:02:34 Chrom Revision: 2.2 20-Apr-2016 13:59:46

TestAmerica Sacramento

Data File: \\ChromNA\Sacramento\ChromData\A4\20160525-31065.b\25MAY2016B4A_042.d

Injection Date: 26-May-2016 05:58:15 Instrument ID: A4

Lims ID: LCS 320-109640/2-A

Client ID:

Operator ID: JRB ALS Bottle#: 22 Worklist Smp#: 42

Injection Vol: 15.0 ul Dil. Factor: 1.0000

Method: PFAC_A4 Limit Group: LC PFC_DOD ICAL

2 Perfluorobutyric acid

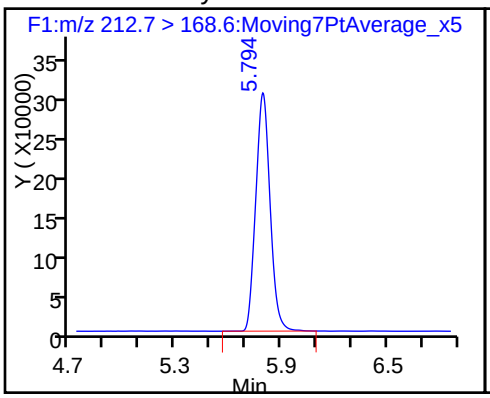

D 1 13C4 PFBA

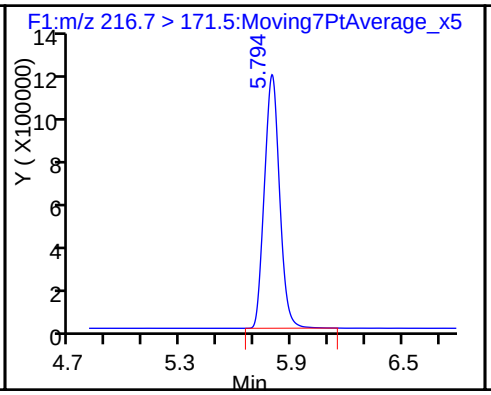

D 3 13C5-PFPeA

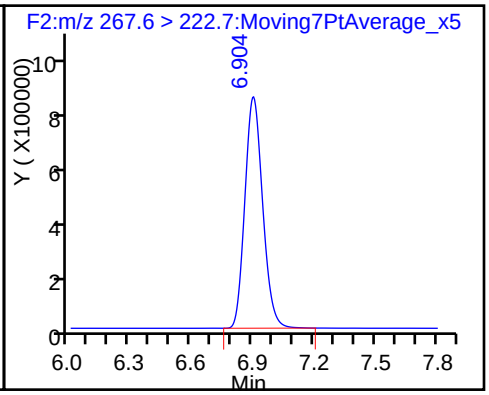

4 Perfluoropentanoic acid

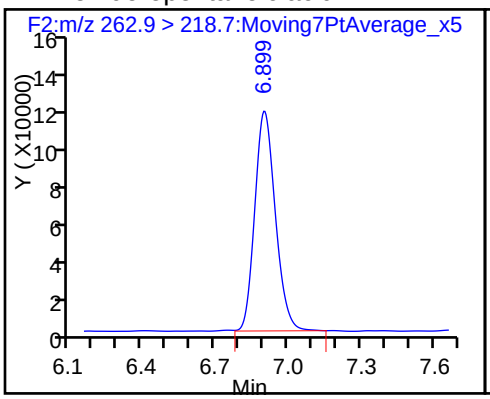

51 Perfluorobutanesulfonic acid

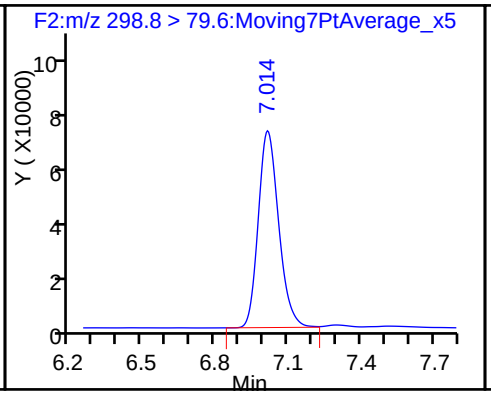

D 6 13C2 PFHxA

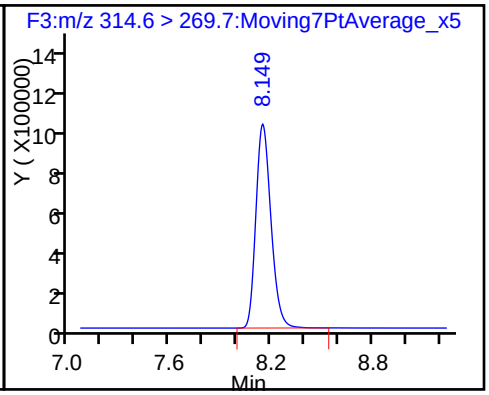

7 Perfluorohexanoic acid

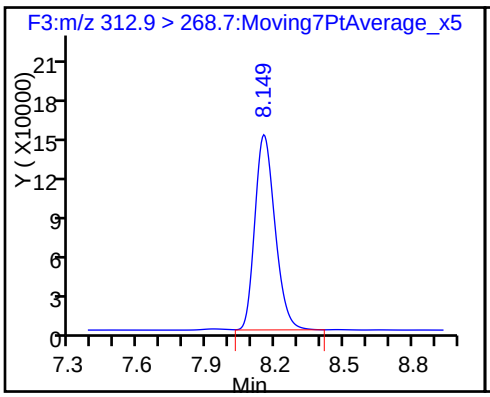

D 8 13C4-PFHpA

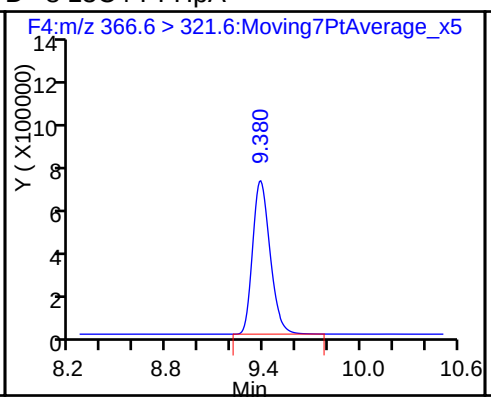

9 Perfluoroheptanoic acid

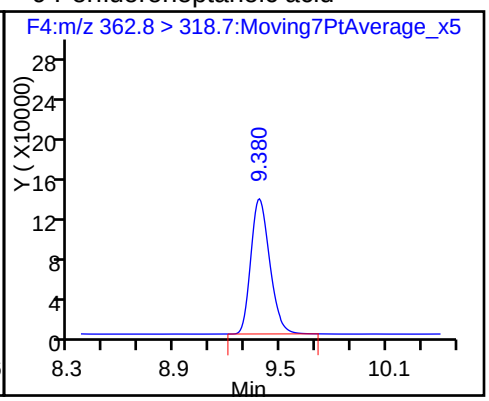

58 Perfluorohexanesulfonic acid (M)

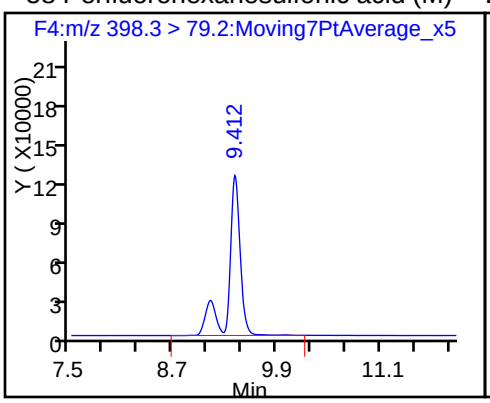

D 11 18O2 PFHxS

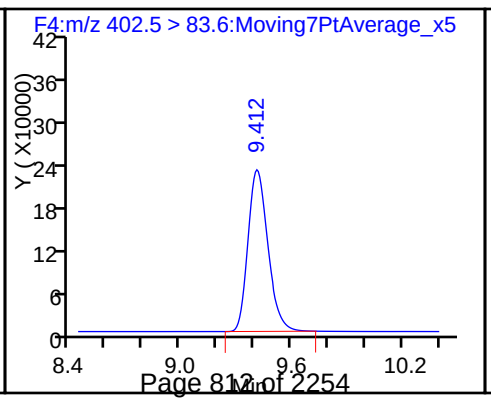

D 12 13C4 PFOA

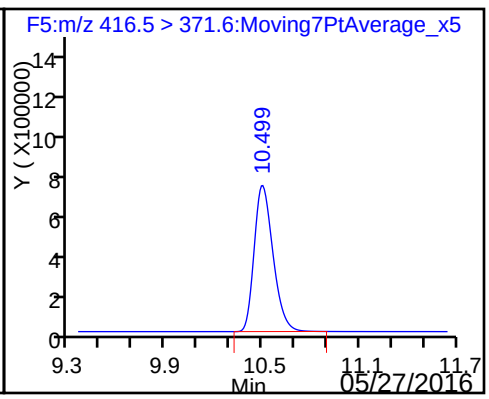

13 Perfluorooctanoic acid

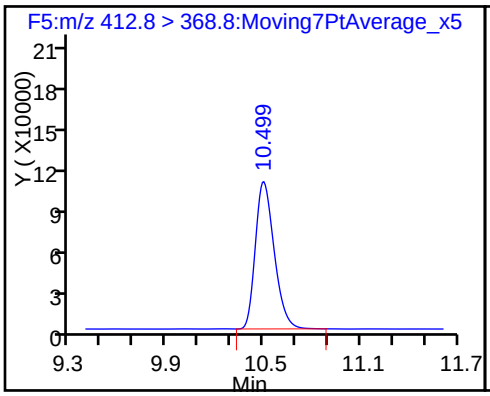

13 Perfluorooctanoic acid

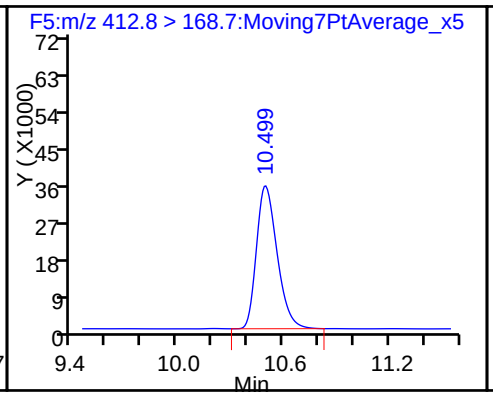

39 Perfluoroheptanesulfonic Acid

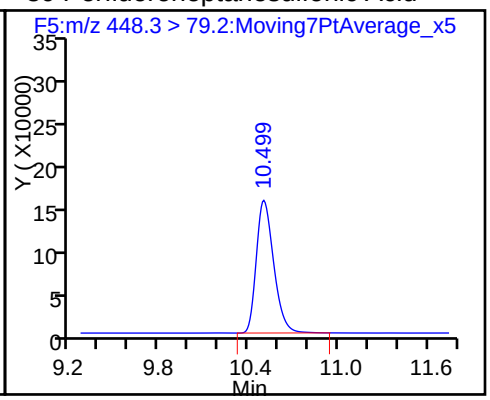

D 16 13C4 PFOS

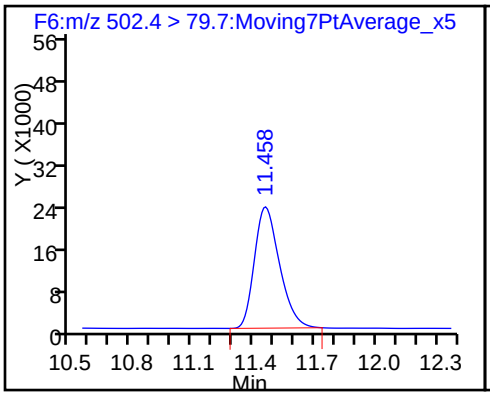

15 Perfluorooctane sulfonic acid (M)

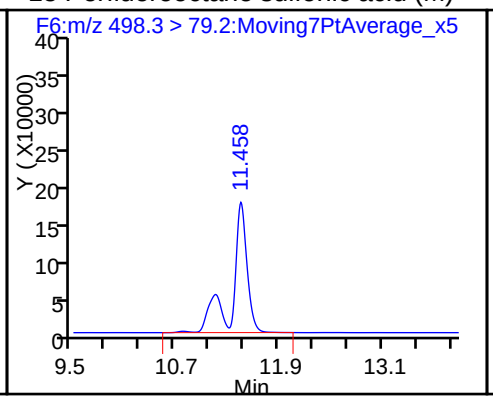

15 Perfluorooctane sulfonic acid (M)

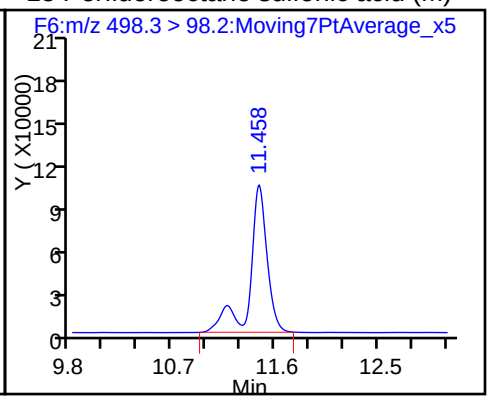

D 17 13C5 PFNA

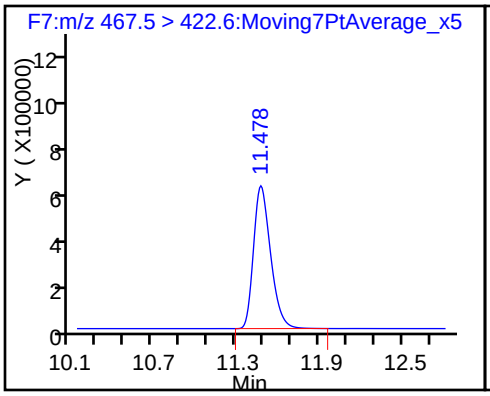

18 Perfluorononanoic acid

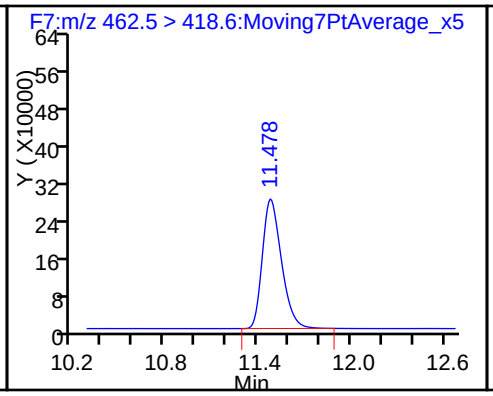

D 19 13C2 PFDA

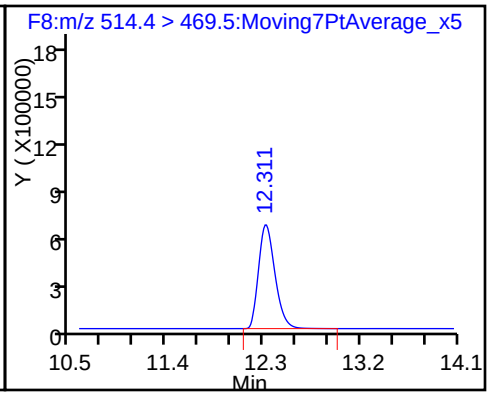

20 Perfluorodecanoic acid

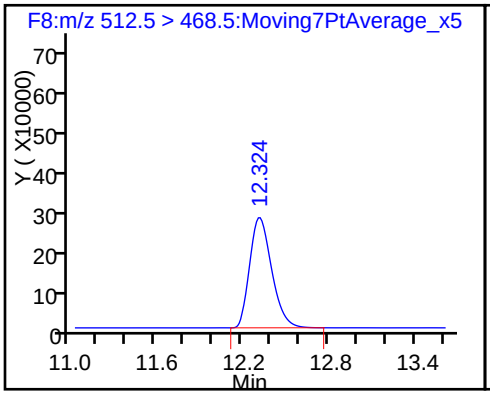

D 23 13C8 FOSA

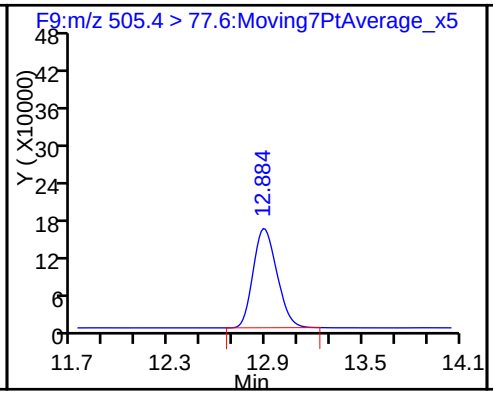

24 Perfluorooctane Sulfonamide

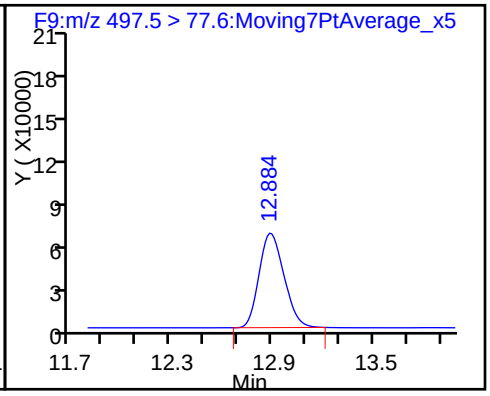

49 Perfluorodecane Sulfonic acid

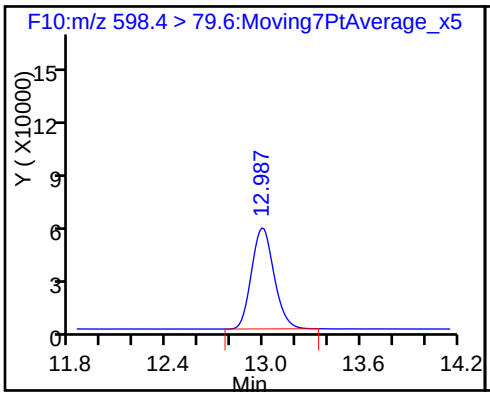

27 Perfluoroundecanoic acid

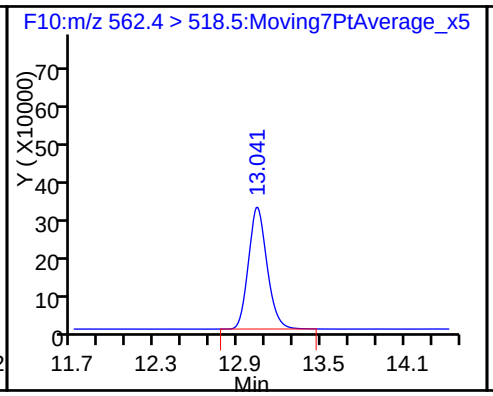

D 26 13C2 PFUnA

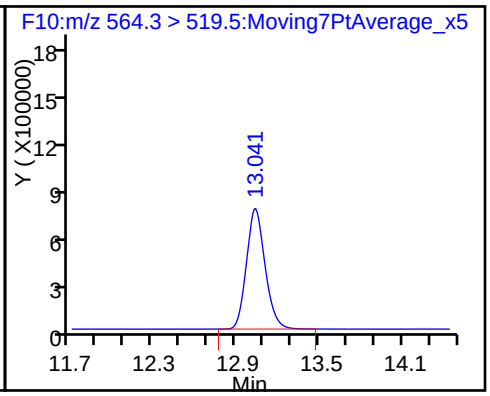

D 28 13C2 PFDoA

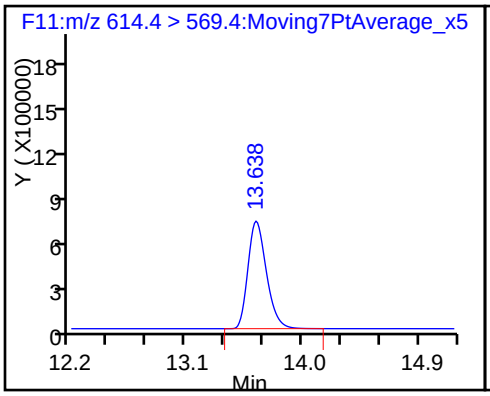

29 Perfluorododecanoic acid

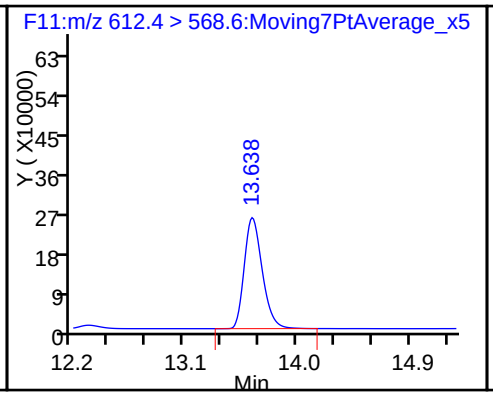

30 Perfluorotridecanoic acid

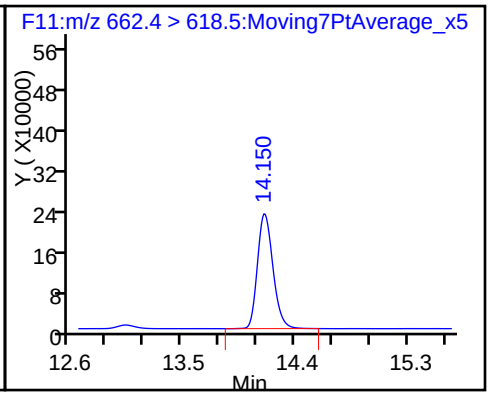

32 Perfluorotetradecanoic acid

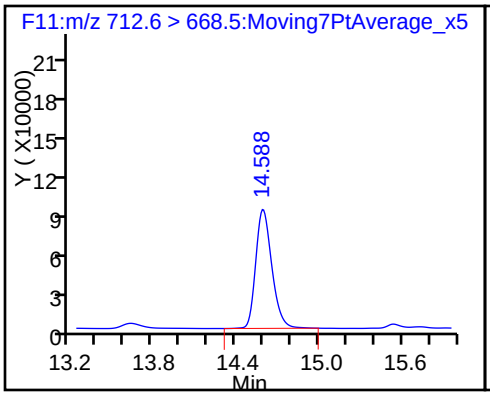

D 33 13C2-PFTeDA

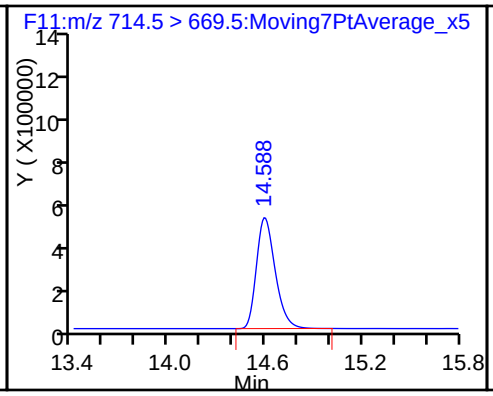

D 35 13C2-PFHxDA

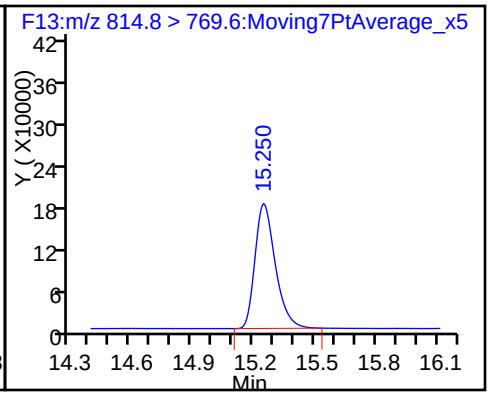

34 Perfluorohexadecanoic acid

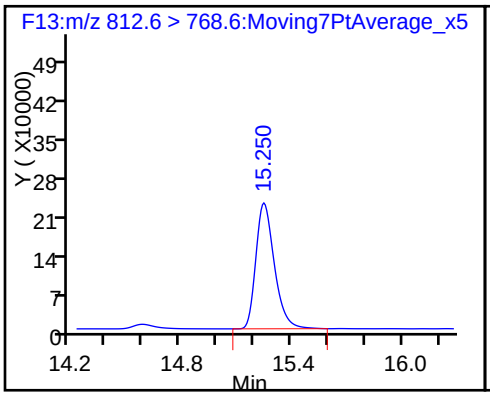

36 Perfluorooctandecanoic acid

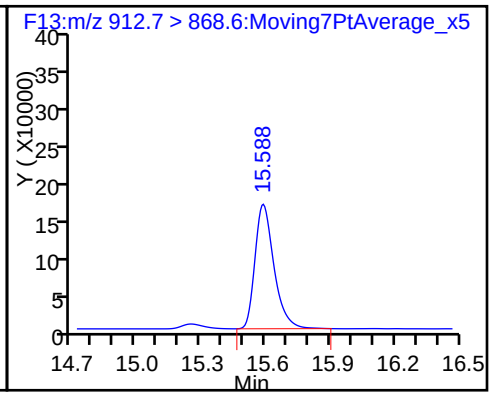

Manual Integration/User Assign Peak Report

TestAmerica Sacramento

Data File: \\ChromNA\Sacramento\ChromData\A4\20160525-31065.b\25MAY2016B4A_042.d
Injection Date: 26-May-2016 05:58:15 Instrument ID: A4
Lims ID: LCS 320-109640/2-A
Client ID:
Operator ID: JRB ALS Bottle#: 22 Worklist Smp#: 42
Injection Vol: 15.0 ul Dil. Factor: 1.0000
Method: PFAC_A4 Limit Group: LC PFC_DOD ICAL
Column: Detector F4:MRM

58 Perfluorohexanesulfonic acid, CAS: 355-46-4

Signal: 1

Processing Integration Results

RT: 9.41
Area: 902130
Amount: 14.722163
Amount Units: ng/ml

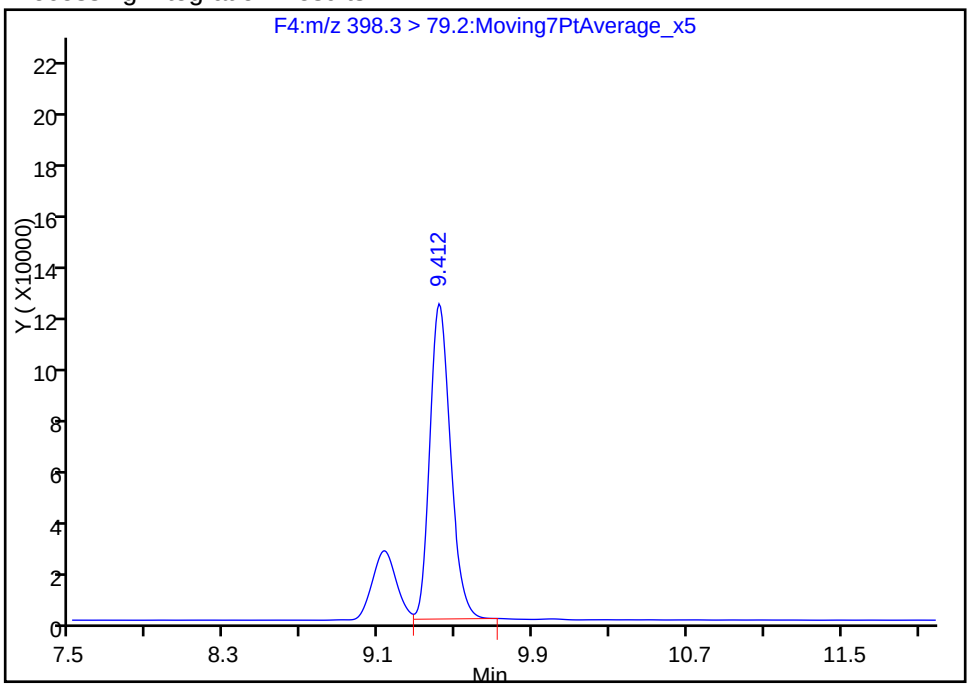

Manual Integration Results

RT: 9.41
Area: 1150659
Amount: 18.777992
Amount Units: ng/ml

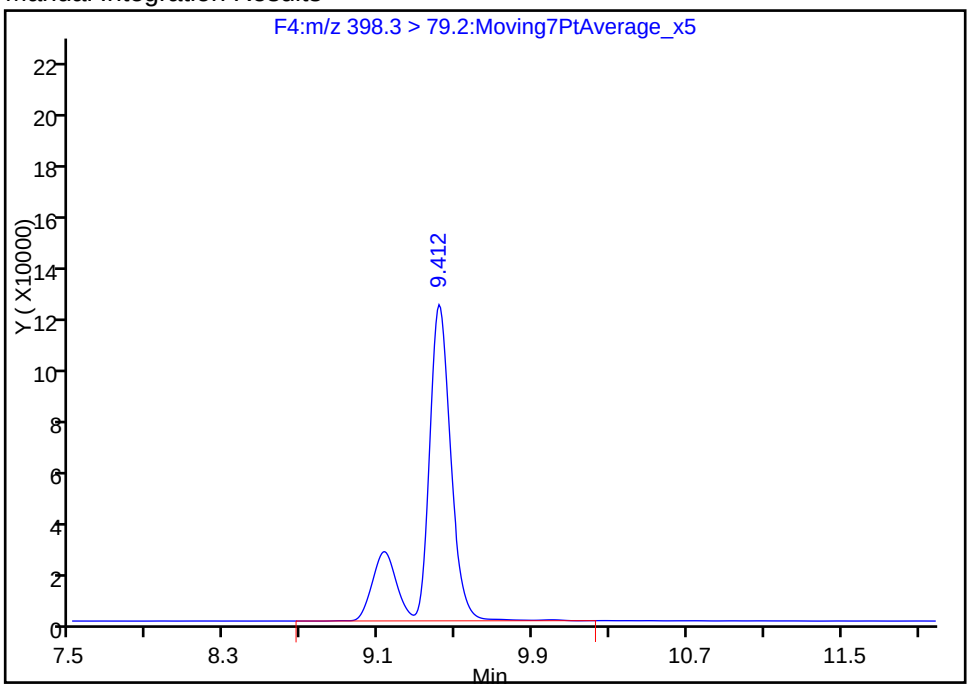

Reviewer: westendorfc, 26-May-2016 09:41:53
Audit Action: Manually Integrated Audit Reason: Isomers

FORM I
LCMS ORGANICS ANALYSIS DATA SHEET

Lab Name: TestAmerica Sacramento Job No.: 320-18794-1

SDG No.:

Client Sample ID: Lab Sample ID: LCSD 320-109640/3-A RA

Matrix: Water Lab File ID: 24MAY2016A6A_043.d

Analysis Method: WS-LC-0025 Date Collected:

Extraction Method: 3535 Date Extracted: 05/12/2016 10:01

Sample wt/vol: 500(mL) Date Analyzed: 05/25/2016 06:56

Con. Extract Vol.: 1.0(mL) Dilution Factor: 1

Injection Volume: 15(uL) GC Column: Acquity ID: 2.1(mm)

% Moisture: GPC Cleanup:(Y/N) N

Analysis Batch No.: 111182 Units: ug/L

CAS NO.	COMPOUND NAME	RESULT	Q	LOQ	LOD	DL
1763-23-1	Perfluorooctanesulfonic acid (PFOS)	0.0334	M	0.0040	0.0030	0.0013

CAS NO.	ISOTOPE DILUTION	%REC	Q	LIMITS
STL00991	13C4 PFOS	119		25-150

TestAmerica Sacramento
Target Compound Quantitation Report

Data File: \\ChromNA\Sacramento\ChromData\A6\20160524-31021.b\24MAY2016A6A_043.d
Lims ID: LCSD 320-109640/3-A
Client ID:
Sample Type: LCSD
Inject. Date: 25-May-2016 06:56:46 ALS Bottle#: 23 Worklist Smp#: 43
Injection Vol: 15.0 ul Dil. Factor: 1.0000
Sample Info: LCSD 320-109640/3-A
Misc. Info.: Acquity BEH 1.7um, 3X150mm T=50*C
Operator ID: JRB Instrument ID: A6

Method: \\ChromNA\Sacramento\ChromData\A6\20160524-31021.b\PFAC_A6.m
Limit Group: LC PFC_DOD ICAL
Last Update: 26-May-2016 16:14:19 Calib Date: 24-May-2016 19:14:42
Integrator: Picker
Quant Method: Isotopic Dilution Quant By: Initial Calibration
Last ICal File: \\ChromNA\Sacramento\ChromData\A6\20160524-31021.b\24MAY2016A6A_010.d

Column 1 : Acquity BEH C18 (2.10 mm) Det: F1:MRM
Process Host: XAWRK003

First Level Reviewer: westendorfc Date: 25-May-2016 09:25:30

Signal	RT	EXP RT	DLT RT	REL RT	Response	Amount ng/ml	Ratio(Limits)	%Rec	S/N	Flags
2 Perfluorobutyric acid										
212.9 > 169.0	5.794	5.791	0.003	1.000	29534	18.6		92.8	1870	
D 1 13C4 PFBA										
217.0 > 172.0	5.791	5.796	-0.005		66393	54.5		109	8525	
D 3 13C5-PFPeA										
267.9 > 223.0	6.937	6.946	-0.009		152711	64.4		129	15322	
4 Perfluoropentanoic acid										
262.9 > 219.0	6.946	6.949	-0.003	1.000	43994	12.7		63.3	4338	
40 Perfluorobutanesulfonic acid										
298.9 > 80.0	7.064	7.074	-0.010	1.000	192093	18.6		105		
5 Perfluorobutane Sulfonate										
298.9 > 80.0	7.064	7.074	-0.010	1.000	192093	NC			526	
298.9 > 99.0	7.067	7.074	-0.007	1.000	62649		3.07(0.00-0.00)		455	
D 6 13C2 PFHxA										
315.0 > 270.0	8.214	8.223	-0.009		198446	57.7		115	17969	
7 Perfluorohexanoic acid										
313.0 > 269.0	8.225	8.225	0.0	1.000	65808	18.4		92.2	6042	
D 8 13C4-PFHpA										
367.0 > 322.0	9.452	9.459	-0.007		200718	55.6		111	17243	
9 Perfluoroheptanoic acid										
363.0 > 319.0	9.452	9.462	-0.010	1.000	78050	18.0		90.2	7080	
D 11 18O2 PFHxS										
403.0 > 84.0	9.487	9.494	-0.007		333629	60.4		128	28771	
10 Perfluorohexane Sulfonate										
399.0 > 80.0	9.487	9.495	-0.008	1.000	118022	NC			10277	
41 Perfluorohexanesulfonic acid										M
399.0 > 80.0	9.487	9.495	-0.008	1.000	132058	19.1		105		M

Signal	RT	EXP RT	DLT RT	REL RT	Response	Amount ng/ml	Ratio(Limits)	%Rec	S/N	Flags
13 Perfluorooctanoic acid										
413.0 > 369.0	10.568	10.573	-0.005	1.000	83921	21.6		108	2227	
413.0 > 169.0	10.568	10.573	-0.005	1.000	38238		2.19(0.00-0.00)		2615	
D 12 13C4 PFOA										
417.0 > 372.0	10.559	10.577	-0.018		182408	50.3		101	11568	
14 Perfluoroheptane Sulfonate										
449.0 > 80.0	10.568	10.585	-0.017	1.000	129524	NC			8571	
38 Perfluoroheptanesulfonic Acid										
449.0 > 80.0	10.568	10.585	-0.017	1.000	129524	22.4		118		
15 Perfluorooctane sulfonic acid										M
499.0 > 80.0	11.518	11.524	-0.006	1.000	183642	16.7		89.9	10279	M
499.0 > 99.0	11.518	11.524	-0.006	1.000	93750		1.96(0.00-0.00)		6464	M
D 16 13C4 PFOS										
503.0 > 80.0	11.518	11.524	-0.006		565136	56.8		119	41549	
18 Perfluorononanoic acid										
463.0 > 419.0	11.536	11.547	-0.011	1.000	92934	25.3		126	1301	
D 17 13C5 PFNA										
468.0 > 423.0	11.536	11.551	-0.015		200976	58.4		117	14459	
20 Perfluorodecanoic acid										
513.0 > 469.0	12.362	12.376	-0.014	1.000	116228	25.0		125	7216	
D 19 13C2 PFDA										
515.0 > 470.0	12.362	12.380	-0.018		192074	44.9		89.9	11517	
D 23 13C8 FOSA										
506.0 > 78.0	12.974	12.993	-0.019		639184	21.7		43.4	41470	
24 Perfluorooctane Sulfonamide										
498.0 > 78.0	12.984	12.994	-0.010	1.000	288758	20.3		102	18777	
39 Perfluorodecane Sulfonic acid										
599.0 > 80.0	13.015	13.032	-0.017	1.000	128972	22.4		116		
25 Perfluorodecane Sulfonate										
599.0 > 80.0	13.015	13.032	-0.017	1.000	128972	NC			8694	
D 26 13C2 PFUnA										
565.0 > 520.0	13.059	13.079	-0.020		300139	54.5		109	20859	
27 Perfluoroundecanoic acid										
563.0 > 519.0	13.059	13.082	-0.023	1.000	152908	19.8		99.1	1435	
D 28 13C2 PFDoA										
615.0 > 570.0	13.657	13.667	-0.010		357342	49.9		99.7	24186	
29 Perfluorododecanoic acid										
613.0 > 569.0	13.657	13.667	-0.010	1.000	143158	19.7		98.3	121	
30 Perfluorotridecanoic acid										
663.0 > 619.0	14.151	14.166	-0.015	1.000	247474	23.4		117	69.5	
D 33 13C2-PFTeDA										
715.0 > 670.0	14.576	14.589	-0.013		477568	45.5		91.1	42882	
32 Perfluorotetradecanoic acid										
713.0 > 669.0	14.576	14.590	-0.014	1.000	191066	16.6		82.8	151	
34 Perfluorohexadecanoic acid										
813.0 > 769.0	15.175	15.179	-0.004	1.000	368870	14.5		72.5	1008	
D 35 13C2-PFHxDA										
815.0 > 770.0	15.175	15.180	-0.005		893256	41.6		83.3	25181	

Signal	RT	EXP RT	DLT RT	REL RT	Response	Amount ng/ml	Ratio(Limits)	%Rec	S/N	Flags
36 Perfluorooctandecanoic acid										
913.0 > 869.0	15.451	15.450	0.001	1.000	375388	12.9		64.5	655	

QC Flag Legend

Processing Flags

NC - Not Calibrated

Review Flags

M - Manually Integrated

Report Date: 26-May-2016 16:15:40 Chrom Revision: 2.2 20-Apr-2016 13:59:46

TestAmerica Sacramento

Data File: \\ChromNA\Sacramento\ChromData\A6\20160524-31021.b\24MAY2016A6A_043.d

Injection Date: 25-May-2016 06:56:46 Instrument ID: A6

Lims ID: LCSD 320-109640/3-A

Client ID:

Operator ID: JRB ALS Bottle#: 23 Worklist Smp#: 43

Injection Vol: 15.0 ul Dil. Factor: 1.0000

Method: PFAC_A6 Limit Group: LC PFC_DOD ICAL

2 Perfluorobutyric acid

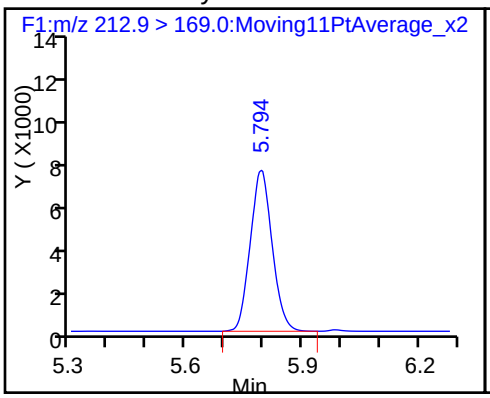

D 1 13C4 PFBA

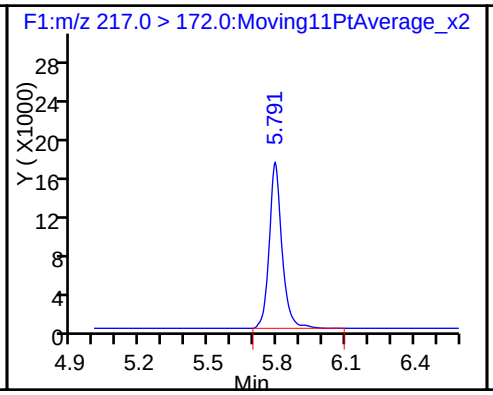

D 3 13C5-PFPeA

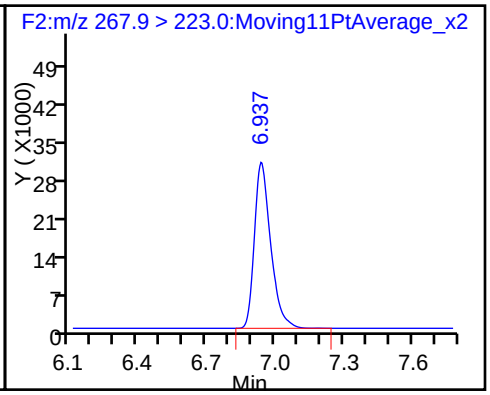

4 Perfluoropentanoic acid

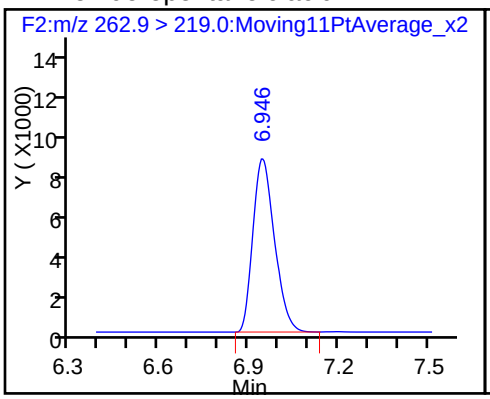

40 Perfluorobutanesulfonic acid

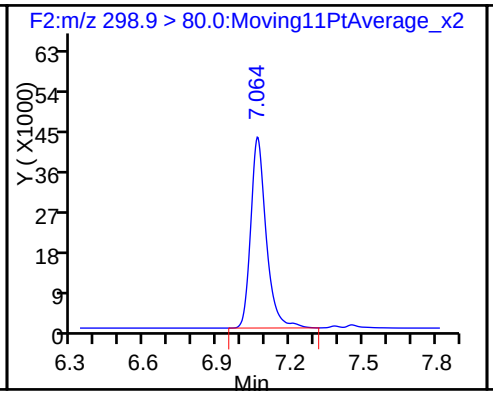

D 6 13C2 PFHxA

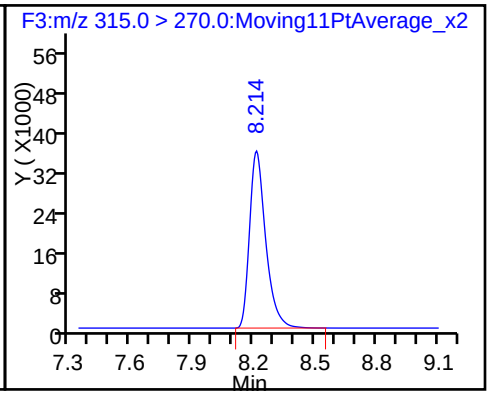

7 Perfluorohexanoic acid

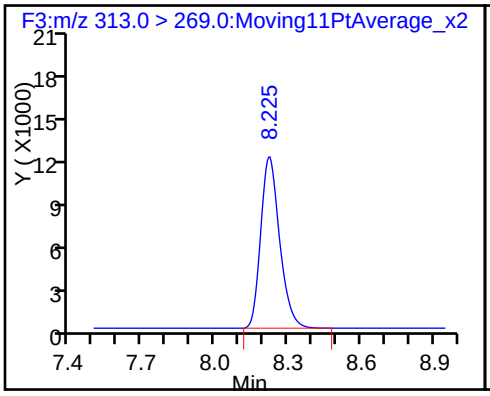

D 8 13C4-PFHpA

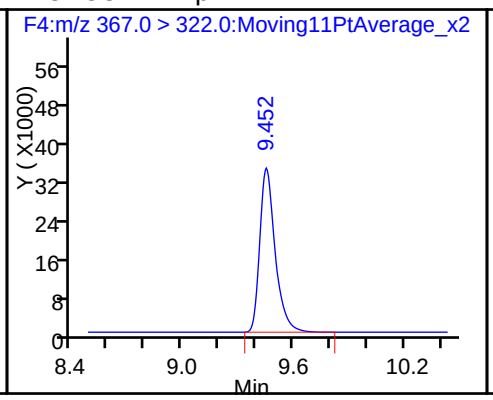

9 Perfluoroheptanoic acid

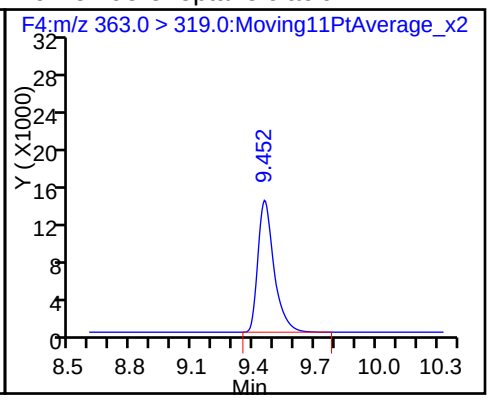

D 11 18O2 PFHxS

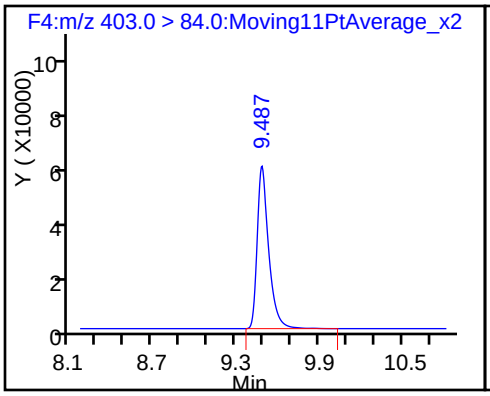

41 Perfluorohexanesulfonic acid (M)

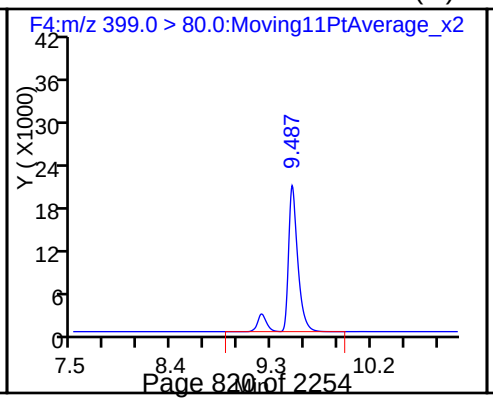

13 Perfluorooctanoic acid

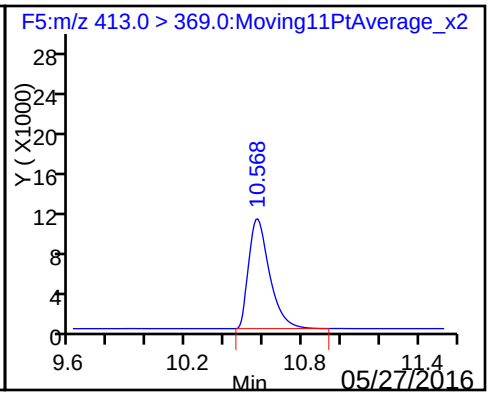

13 Perfluorooctanoic acid

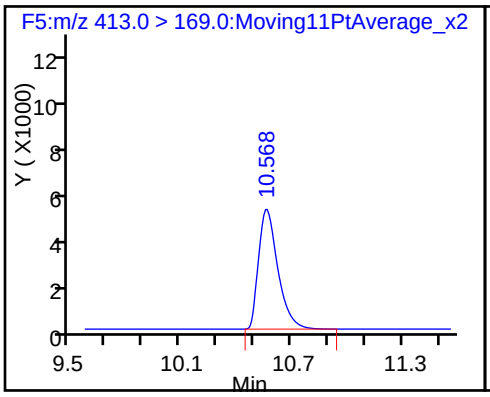

D 12 13C4 PFOA

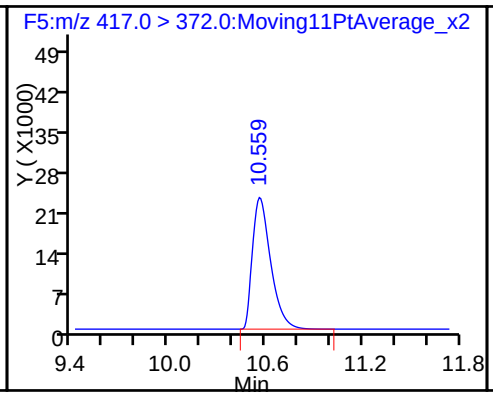

38 Perfluoroheptanesulfonic Acid

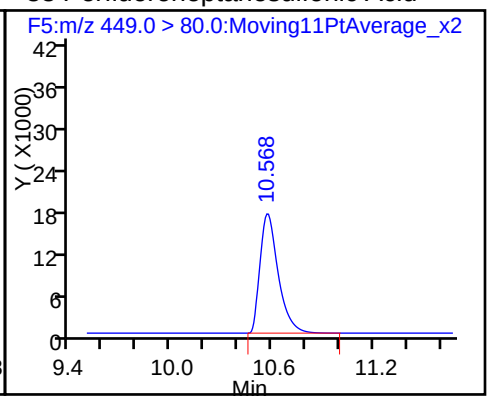

15 Perfluorooctane sulfonic acid (M)

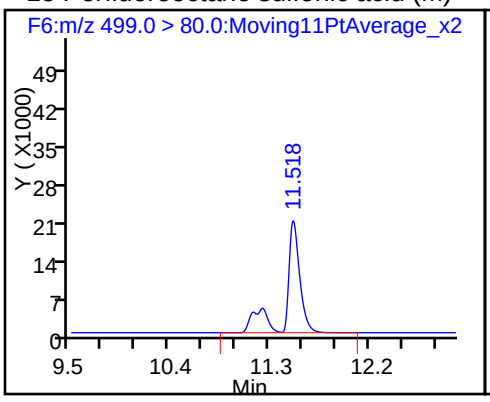

15 Perfluorooctane sulfonic acid (M)

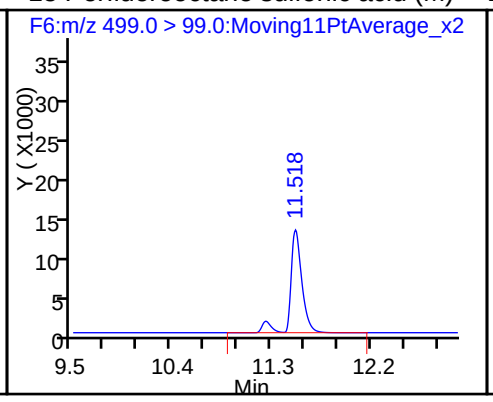

D 16 13C4 PFOS

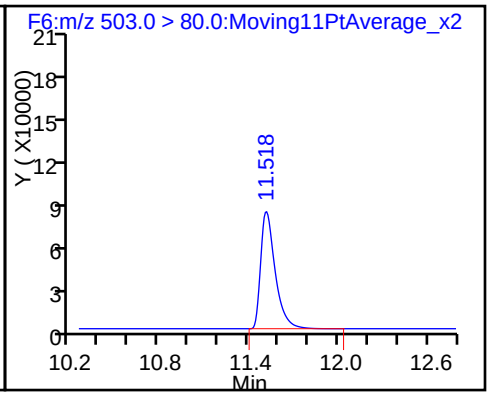

18 Perfluorononanoic acid

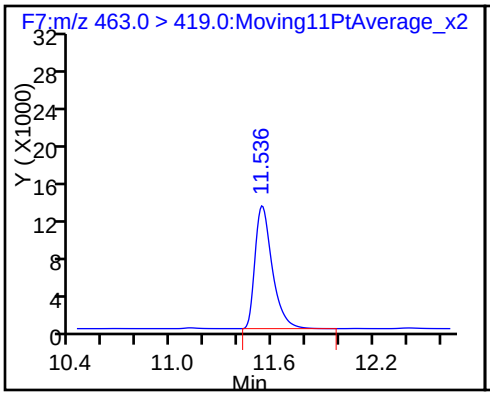

D 17 13C5 PFNA

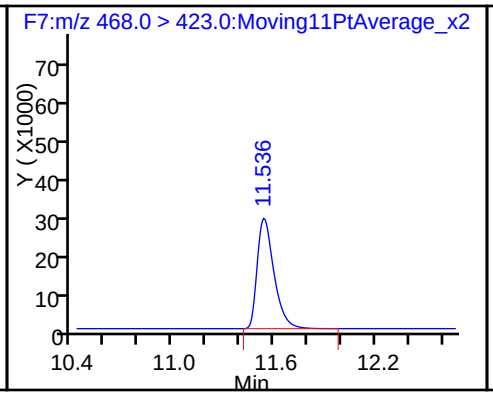

20 Perfluorodecanoic acid

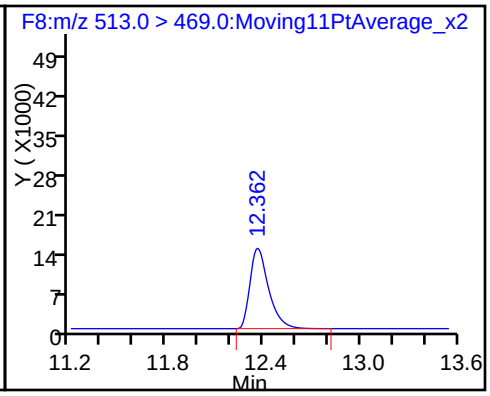

D 19 13C2 PFDA

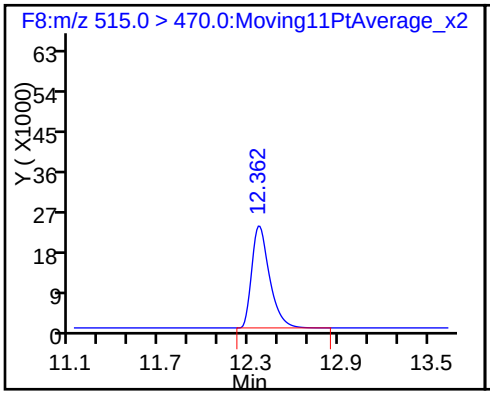

D 23 13C8 FOSA

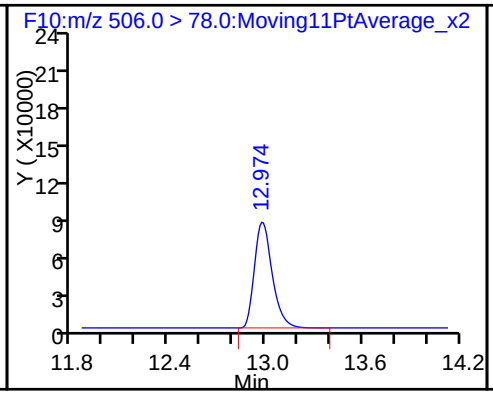

24 Perfluorooctane Sulfonamide

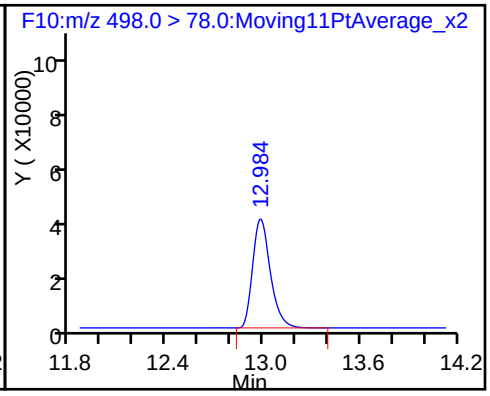

39 Perfluorodecane Sulfonic acid

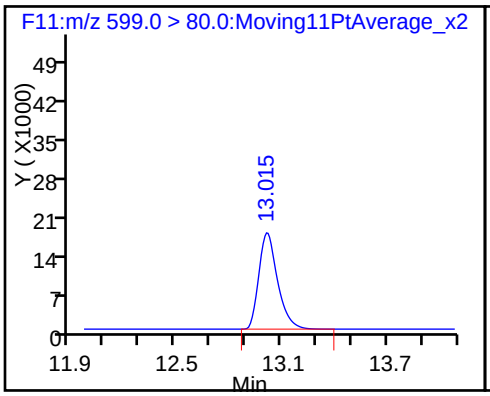

D 26 13C2 PFUnA

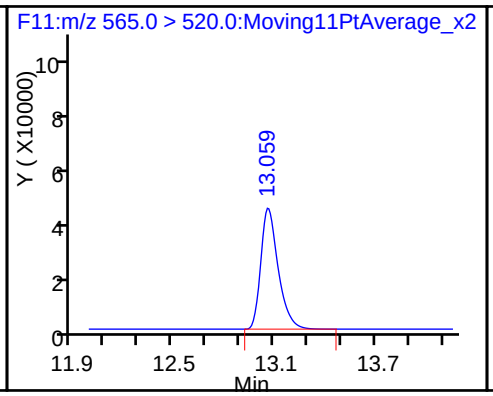

27 Perfluoroundecanoic acid

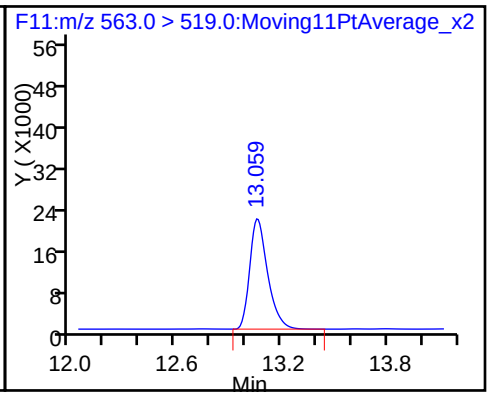

D 28 13C2 PFDoA

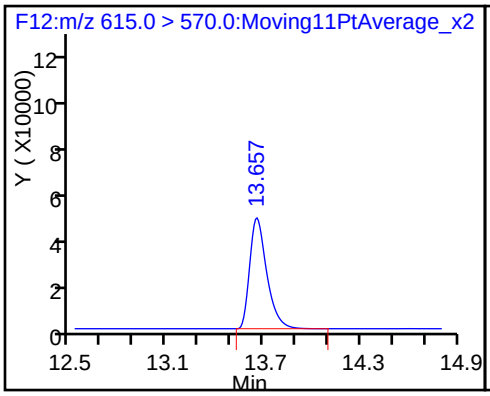

29 Perfluorododecanoic acid

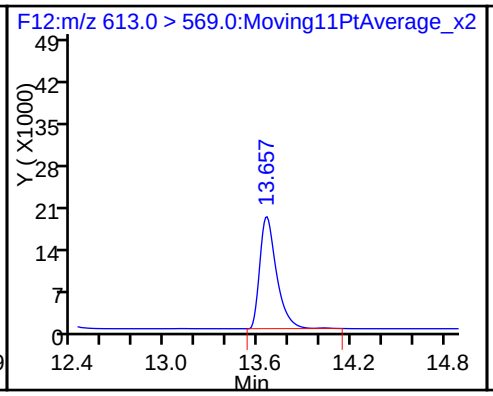

30 Perfluorotridecanoic acid

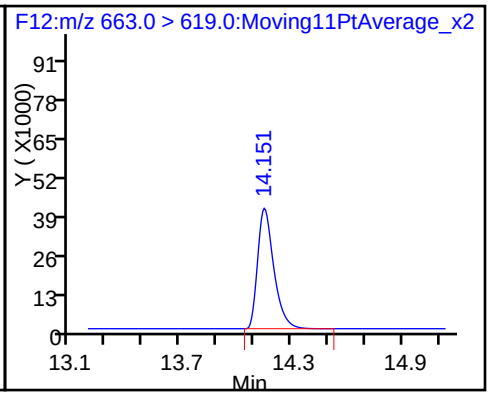

D 33 13C2-PFTeDA

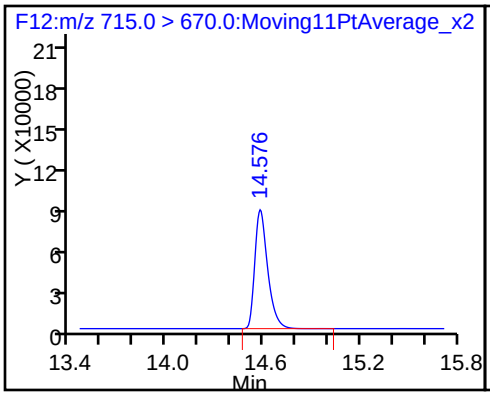

32 Perfluorotetradecanoic acid

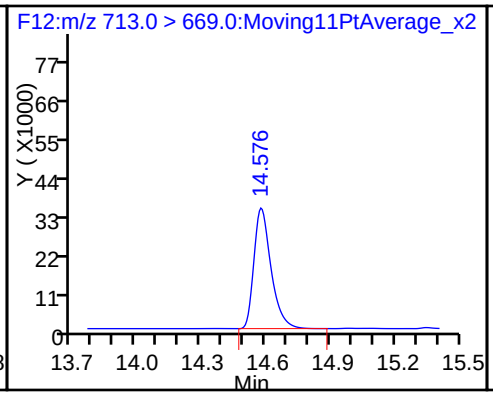

34 Perfluorohexadecanoic acid

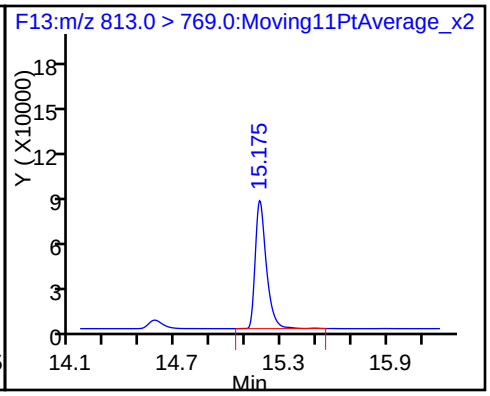

D 35 13C2-PFHxDA

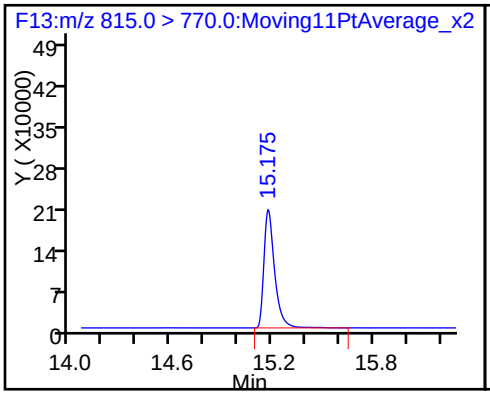

36 Perfluorooctandecanoic acid

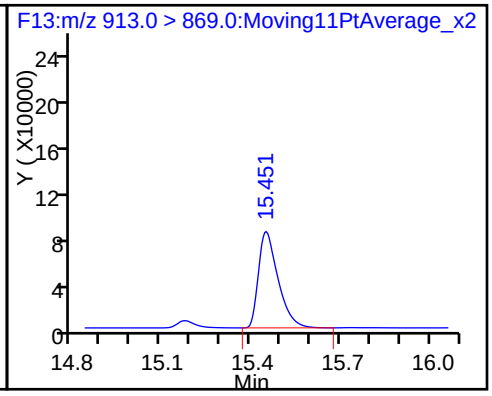

Manual Integration/User Assign Peak Report

TestAmerica Sacramento

Data File: \\ChromNA\Sacramento\ChromData\A6\20160524-31021.b\24MAY2016A6A_043.d
Injection Date: 25-May-2016 06:56:46 Instrument ID: A6
Lims ID: LCSD 320-109640/3-A
Client ID:
Operator ID: JRB ALS Bottle#: 23 Worklist Smp#: 43
Injection Vol: 15.0 ul Dil. Factor: 1.0000
Method: PFAC_A6 Limit Group: LC PFC_DOD ICAL
Column: Acquity BEH C18 (2.10 mm) Detector F6:MRM

15 Perfluorooctane sulfonic acid, CAS: 1763-23-1

Signal: 1

Processing Integration Results

RT: 11.52
Area: 137542
Amount: 12.490300
Amount Units: ng/ml

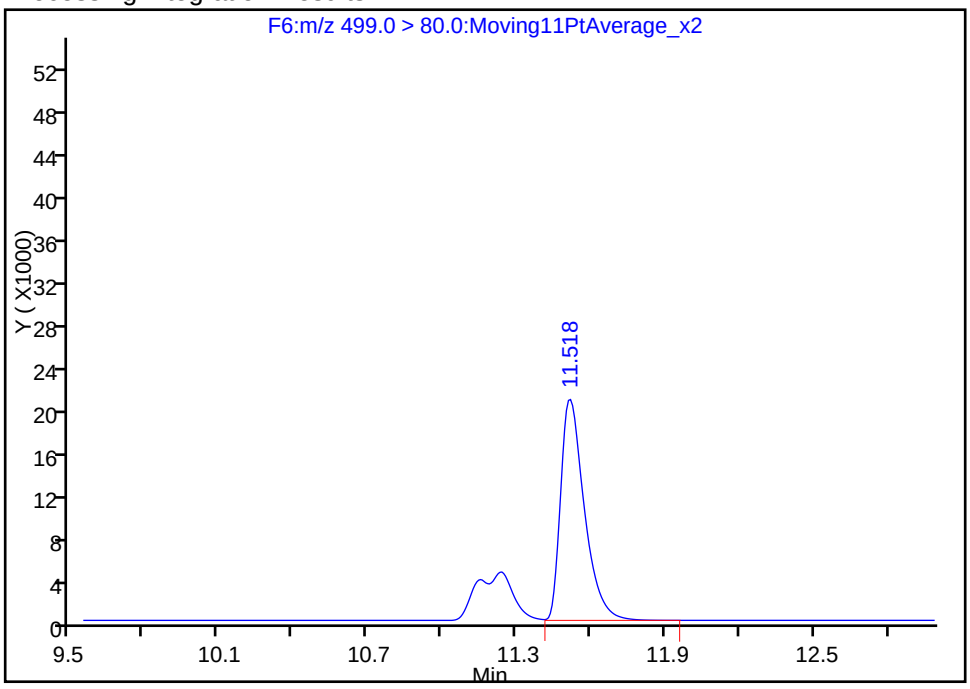

Manual Integration Results

RT: 11.52
Area: 183642
Amount: 16.676679
Amount Units: ng/ml

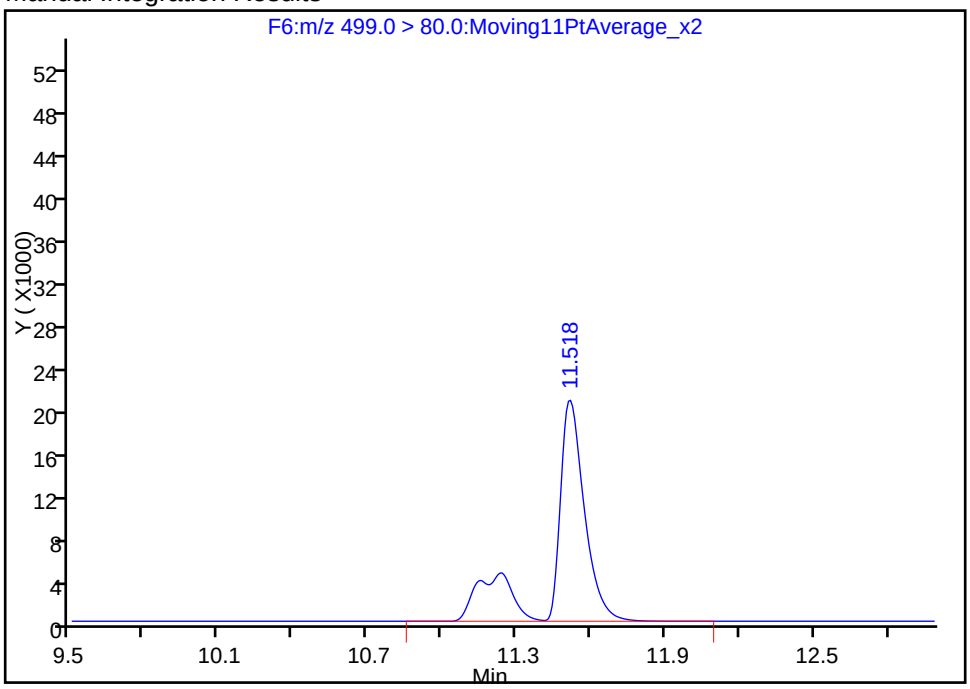

Reviewer: westendorfc, 25-May-2016 09:25:30
Audit Action: Manually Integrated Audit Reason: Isomers

Manual Integration/User Assign Peak Report

TestAmerica Sacramento

Data File: \\ChromNA\Sacramento\ChromData\A6\20160524-31021.b\24MAY2016A6A_043.d
Injection Date: 25-May-2016 06:56:46 Instrument ID: A6
Lims ID: LCSD 320-109640/3-A
Client ID:
Operator ID: JRB ALS Bottle#: 23 Worklist Smp#: 43
Injection Vol: 15.0 ul Dil. Factor: 1.0000
Method: PFAC_A6 Limit Group: LC PFC_DOD ICAL
Column: Acquity BEH C18 (2.10 mm) Detector F6:MRM

15 Perfluorooctane sulfonic acid, CAS: 1763-23-1

Signal: 2

Processing Integration Results

RT: 11.52
Area: 85238
Amount: 12.490300
Amount Units: ng/ml

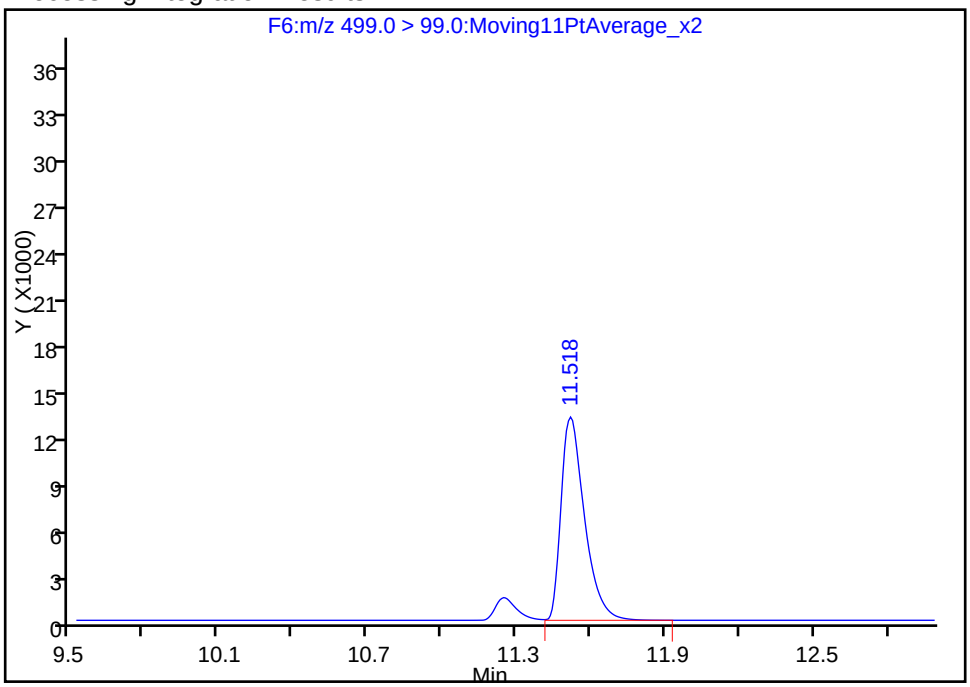

Manual Integration Results

RT: 11.52
Area: 93750
Amount: 16.676679
Amount Units: ng/ml

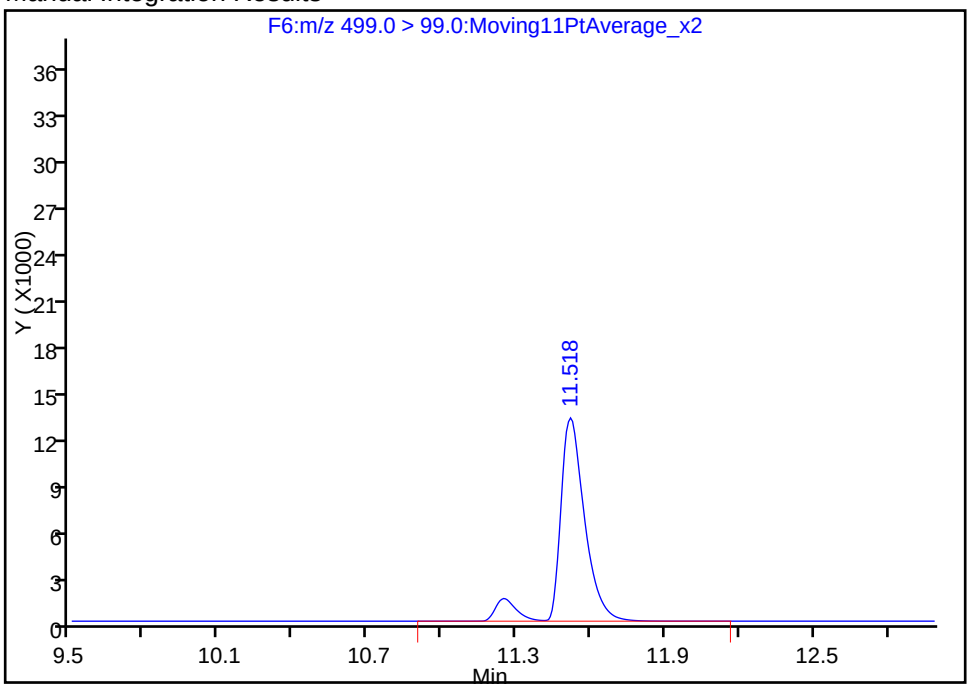

Reviewer: westendorfc, 25-May-2016 09:25:30
Audit Action: Manually Integrated Audit Reason: Isomers

FORM I
LCMS ORGANICS ANALYSIS DATA SHEET

Lab Name: TestAmerica Sacramento Job No.: 320-18794-1

SDG No.:

Client Sample ID: Lab Sample ID: LCSD 320-109640/3-A

Matrix: Water Lab File ID: 25MAY2016B4A_043.d

Analysis Method: WS-LC-0025 Date Collected:

Extraction Method: 3535 Date Extracted: 05/12/2016 10:01

Sample wt/vol: 500(mL) Date Analyzed: 05/26/2016 06:19

Con. Extract Vol.: 1.0(mL) Dilution Factor: 1

Injection Volume: 15(uL) GC Column: Acquity ID: 2.1(mm)

% Moisture: GPC Cleanup:(Y/N) N

Analysis Batch No.: 111390 Units: ug/L

CAS NO.	COMPOUND NAME	RESULT	Q	LOQ	LOD	DL
375-85-9	Perfluoroheptanoic acid (PFHpA)	0.0404		0.0025	0.0020	0.00080
335-67-1	Perfluorooctanoic acid (PFOA)	0.0380		0.0025	0.0020	0.00075
375-95-1	Perfluorononanoic acid (PFNA)	0.0388		0.0025	0.0020	0.00065
375-73-5	Perfluorobutanesulfonic acid (PFBS)	0.0311		0.0025	0.0020	0.00092
355-46-4	Perfluorohexanesulfonic acid (PFHxS)	0.0300		0.0025	0.0020	0.00087

CAS NO.	ISOTOPE DILUTION	%REC	Q	LIMITS
STL00994	18O2 PFHxS	114		25-150
STL00995	13C5 PFNA	129		25-150
STL00990	13C4 PFOA	124		25-150
STL01892	13C4-PFHpA	125		25-150

TestAmerica Sacramento
Target Compound Quantitation Report

Data File: \\ChromNA\Sacramento\ChromData\A4\20160525-31065.b\25MAY2016B4A_043.d
Lims ID: LCSD 320-109640/3-A
Client ID:
Sample Type: LCSD
Inject. Date: 26-May-2016 06:19:25 ALS Bottle#: 23 Worklist Smp#: 43
Injection Vol: 15.0 ul Dil. Factor: 1.0000
Sample Info: lcsd 320-109640/3-a
Misc. Info.: Acquity BEH C18,1.7u, 3X150mm,T=35C
Operator ID: JRB Instrument ID: A4

Method: \\ChromNA\Sacramento\ChromData\A4\20160525-31065.b\PFAC_A4.m
Limit Group: LC PFC_DOD ICAL
Last Update: 26-May-2016 16:01:39 Calib Date: 25-May-2016 19:01:43
Integrator: Picker
Quant Method: Isotopic Dilution Quant By: Initial Calibration
Last ICal File: \\ChromNA\Sacramento\ChromData\A4\20160525-31065.b\25MAY2016B4A_011.d

Column 1 : Det: F1:MRM
Process Host: XAWRK003

First Level Reviewer: westendorfc Date: 26-May-2016 09:42:54

Signal	RT	EXP RT	DLT RT	REL RT	Response	Amount ng/ml	Ratio(Limits)	%Rec	S/N	Flags
2 Perfluorobutyric acid										
212.7 > 168.6	5.794	5.798	-0.004	1.000	1749833	20.1		100	4248	
D 1 13C4 PFBA										
216.7 > 171.5	5.791	5.798	-0.007		6787157	80.3		161	20326	
D 3 13C5-PFPeA										
267.6 > 222.7	6.899	6.907	-0.008		4844847	63.2		126	10272	
4 Perfluoropentanoic acid										
262.9 > 218.7	6.904	6.910	-0.006	1.000	678932	13.8		69.0	326	
5 Perfluorobutane Sulfonate										
298.8 > 79.6	7.014	7.024	-0.010	1.000	386583	NC			870	
298.8 > 98.6	7.019	7.024	-0.005	1.001	241980		1.60(0.00-0.00)		459	
51 Perfluorobutanesulfonic acid										
298.8 > 79.6	7.014	7.024	-0.010	1.000	386583	15.5		87.9		
D 6 13C2 PFHxA										
314.6 > 269.7	8.149	8.156	-0.007		6201703	74.7		149	9495	
7 Perfluorohexanoic acid										
312.9 > 268.7	8.149	8.157	-0.008	1.000	922424	16.4		82.0	1763	
D 8 13C4-PFHpA										
366.6 > 321.6	9.380	9.387	-0.007		5346749	62.5		125	7859	
9 Perfluoroheptanoic acid										
362.8 > 318.7	9.380	9.388	-0.008	1.000	1054657	20.2		101	2192	
10 Perfluorohexane Sulfonate										M
398.3 > 79.2	9.421	9.421	0.0	1.000	0	NC			104	M
58 Perfluorohexanesulfonic acid										
398.3 > 79.2	9.412	9.421	-0.009	1.000	865234	15.0		82.5		
D 11 18O2 PFHxS										
402.5 > 83.6	9.412	9.422	-0.010		1595317	53.8		114	4470	
D 12 13C4 PFOA										
416.5 > 371.6	10.499	10.503	-0.004		5504793	61.8		124	9446	

Signal	RT	EXP RT	DLT RT	REL RT	Response	Amount ng/ml	Ratio(Limits)	%Rec	S/N	Flags
13 Perfluorooctanoic acid										
412.8 > 368.8	10.499	10.504	-0.005	1.000	949796	19.0		95.0	1341	
412.8 > 168.7	10.499	10.504	-0.005	1.000	261374		3.63(0.00-0.00)		1077	
39 Perfluoroheptanesulfonic Acid										
448.3 > 79.2	10.499	10.508	-0.009	1.000	1228330	41.3		217		
14 Perfluoroheptane Sulfonate										
448.3 > 79.2	10.499	10.508	-0.009	1.000	1228330	NC			4191	
D 16 13C4 PFOS										
502.4 > 79.7	11.458	11.465	-0.007		183452	27.2		56.9	553	
15 Perfluorooctane sulfonic acid										M
498.3 > 79.2	11.458	11.466	-0.008	1.000	2032953	38.5		208	3784	M
498.3 > 98.2	11.458	11.466	-0.008	1.000	1057573		1.92(0.00-0.00)		2096	M
D 17 13C5 PFNA										
467.5 > 422.6	11.478	11.484	-0.006		5063904	64.6		129	9119	
18 Perfluorononanoic acid										
462.5 > 418.6	11.478	11.486	-0.008	1.000	2417821	19.4		97.0	2533	
D 19 13C2 PFDA										
514.4 > 469.5	12.324	12.325	-0.001		7089132	70.9		142	8853	
20 Perfluorodecanoic acid										
512.5 > 468.5	12.324	12.325	-0.001	1.000	3161438	21.5		107	4058	
D 23 13C8 FOSA										
505.4 > 77.6	12.884	12.893	-0.009		2136460	22.1		44.3	2893	
24 Perfluorooctane Sulfonamide										
497.5 > 77.6	12.896	12.893	0.003	1.000	891462	19.5		97.6	2142	
25 Perfluorodecane Sulfonate										
598.4 > 79.6	12.987	12.996	-0.009	1.000	547724	NC			1861	
49 Perfluorodecane Sulfonic acid										
598.4 > 79.6	12.987	12.996	-0.009	1.000	547724	33.9		176		
27 Perfluoroundecanoic acid										
562.4 > 518.5	13.041	13.042	-0.001	1.000	3196674	19.2		95.9	3562	
D 26 13C2 PFUnA										
564.3 > 519.5	13.041	13.044	-0.003		7067519	69.7		139	5702	
D 28 13C2 PFDoA										
614.4 > 569.4	13.638	13.646	-0.008		7028538	66.7		133	3973	
29 Perfluorododecanoic acid										
612.4 > 568.6	13.638	13.646	-0.008	1.000	2587928	20.2		101	871	
30 Perfluorotridecanoic acid										
662.4 > 618.5	14.160	14.162	-0.002	1.000	2139243	24.3		121	887	
32 Perfluorotetradecanoic acid										
712.6 > 668.5	14.588	14.600	-0.012	1.000	817330	17.5		87.7	324	
D 33 13C2-PFTeDA										
714.5 > 669.5	14.588	14.601	-0.013		4295547	56.6		113	3113	
D 35 13C2-PFHxDA										
814.8 > 769.6	15.250	15.255	-0.005		1050908	36.1		72.1	2832	
34 Perfluorohexadecanoic acid										
812.6 > 768.6	15.250	15.255	-0.005	1.000	1559520	28.1		140	222	
36 Perfluorooctandecanoic acid										
912.7 > 868.6	15.588	15.593	-0.005	1.000	984775	21.2		106	1186	

QC Flag Legend

Processing Flags

NC - Not Calibrated

Review Flags

M - Manually Integrated

Report Date: 26-May-2016 16:02:38 Chrom Revision: 2.2 20-Apr-2016 13:59:46

TestAmerica Sacramento

Data File: \\ChromNA\Sacramento\ChromData\A4\20160525-31065.b\25MAY2016B4A_043.d

Injection Date: 26-May-2016 06:19:25 Instrument ID: A4

Lims ID: LCSD 320-109640/3-A

Client ID:

Operator ID: JRB ALS Bottle#: 23 Worklist Smp#: 43

Injection Vol: 15.0 ul Dil. Factor: 1.0000

Method: PFAC_A4 Limit Group: LC PFC_DOD ICAL

2 Perfluorobutyric acid

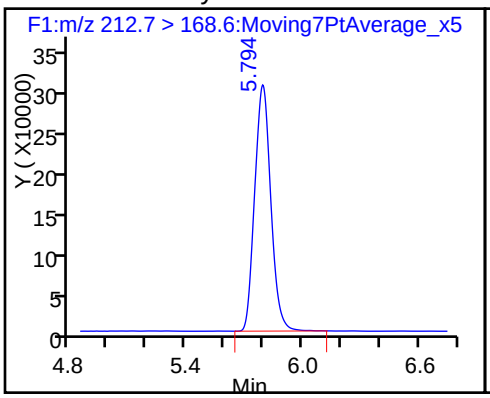

D 1 13C4 PFBA

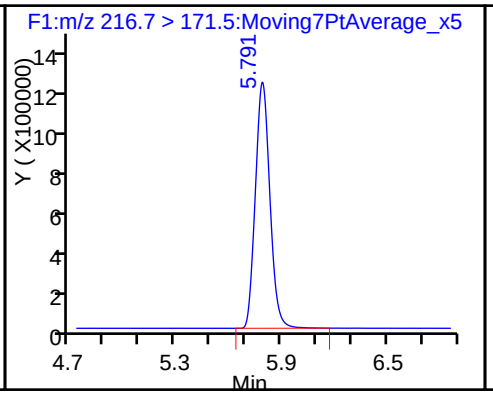

D 3 13C5-PFPeA

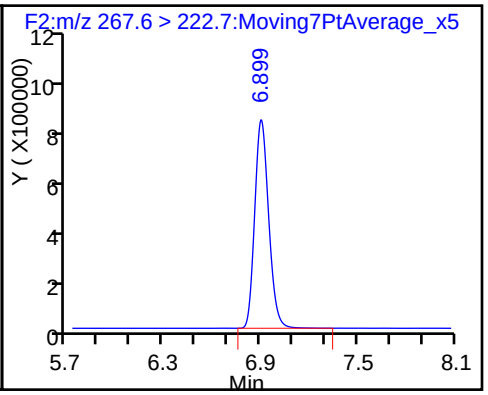

4 Perfluoropentanoic acid

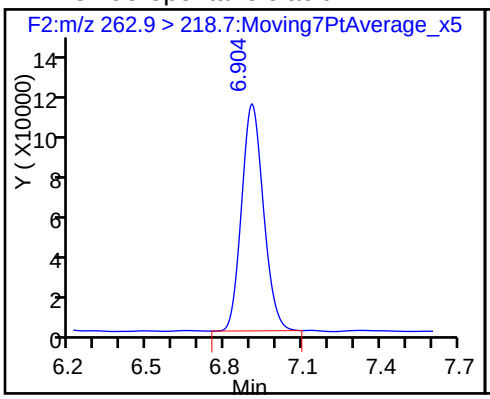

51 Perfluorobutanesulfonic acid

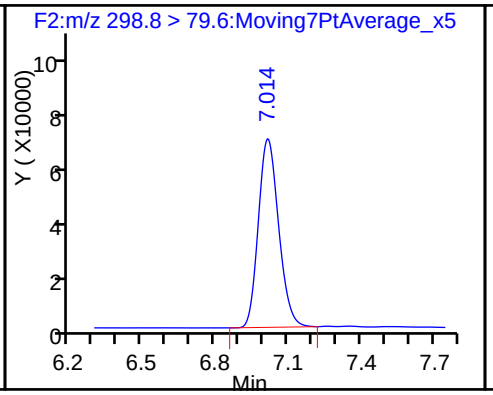

D 6 13C2 PFHxA

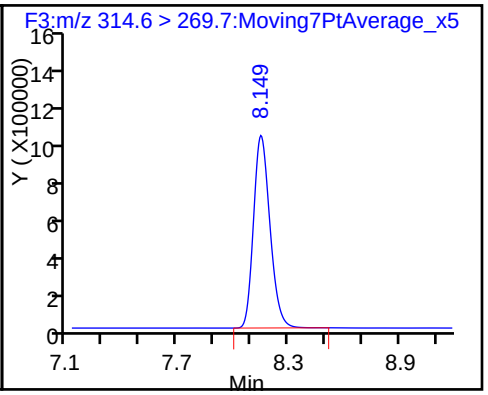

7 Perfluorohexanoic acid

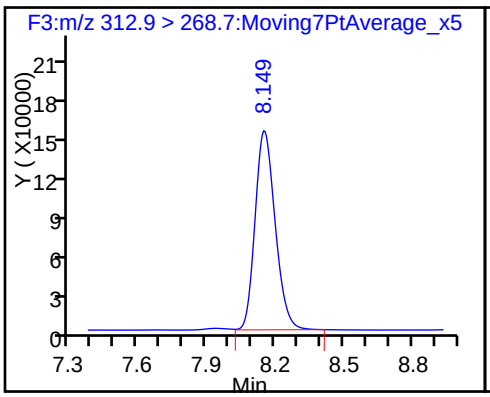

D 8 13C4-PFHpA

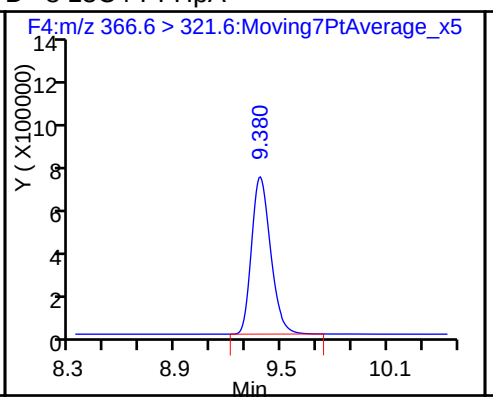

9 Perfluoroheptanoic acid

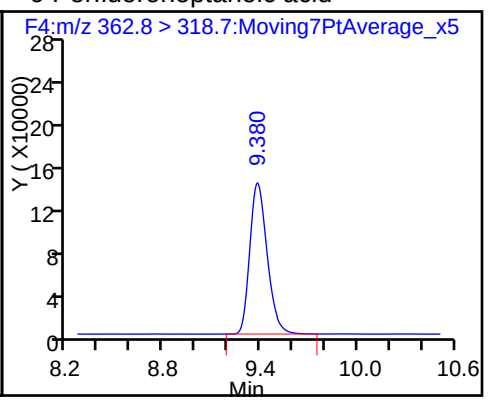

58 Perfluorohexanesulfonic acid

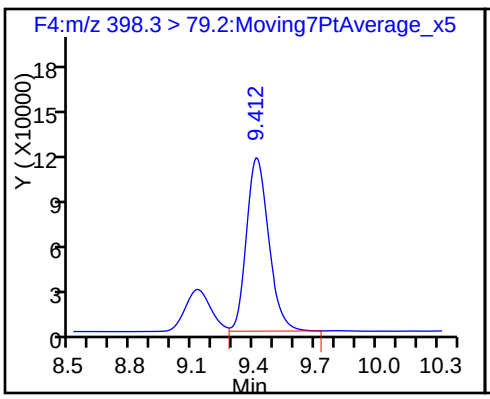

D 11 18O2 PFHxS

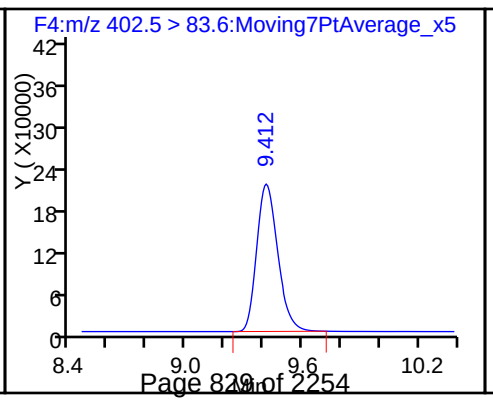

D 12 13C4 PFOA

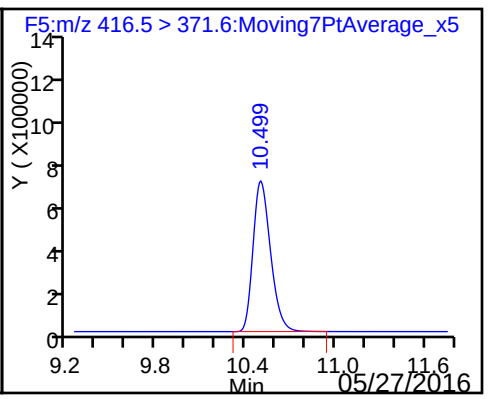

13 Perfluorooctanoic acid

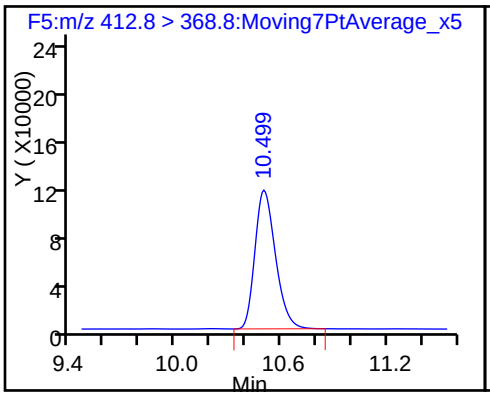

13 Perfluorooctanoic acid

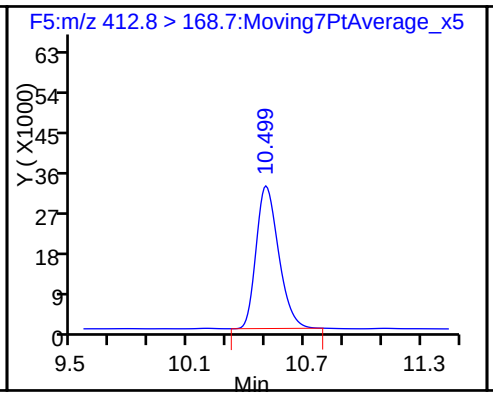

39 Perfluoroheptanesulfonic Acid

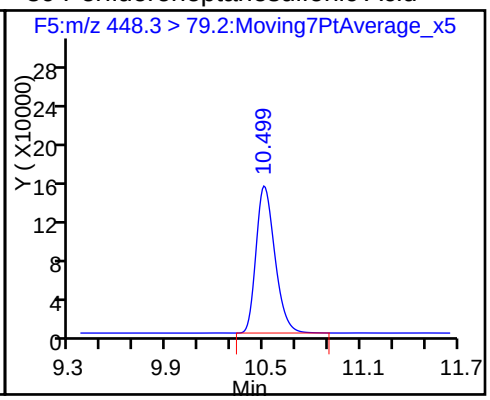

D 16 13C4 PFOS

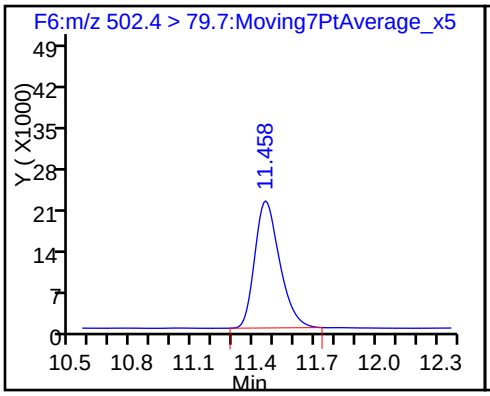

15 Perfluorooctane sulfonic acid (M)

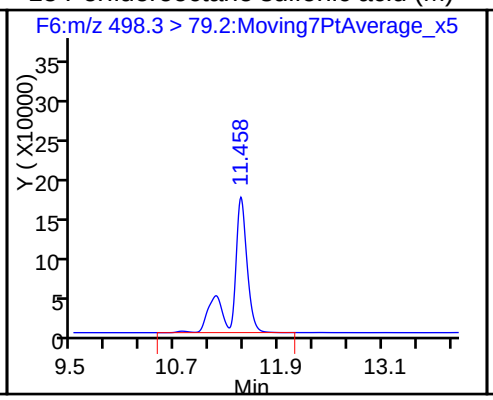

15 Perfluorooctane sulfonic acid (M)

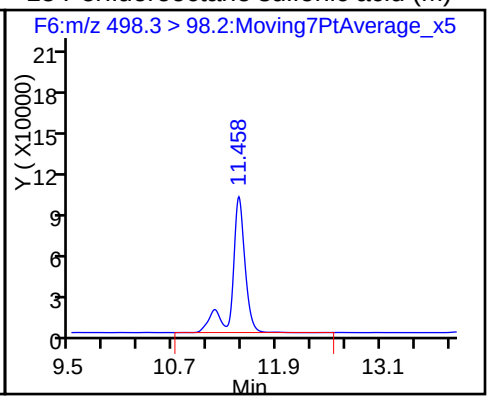

D 17 13C5 PFNA

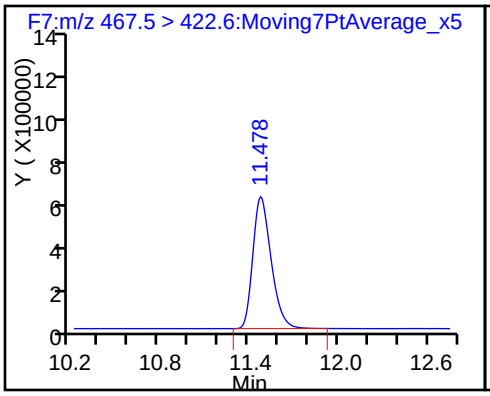

18 Perfluorononanoic acid

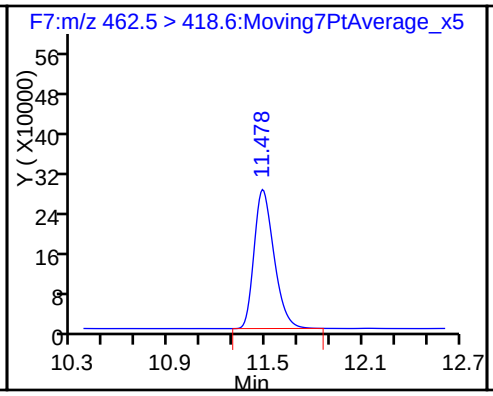

D 19 13C2 PFDA

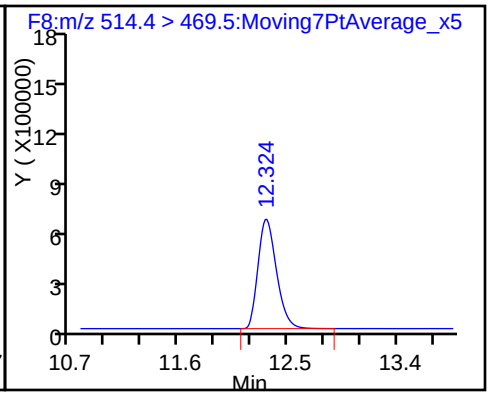

20 Perfluorodecanoic acid

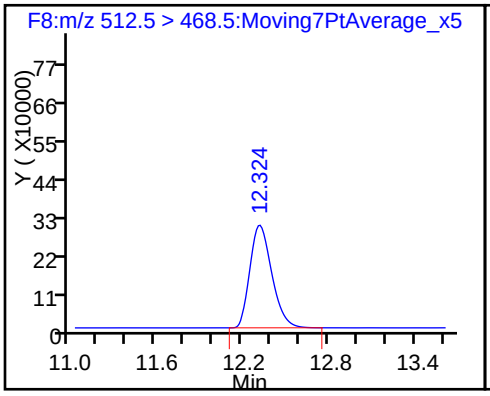

D 23 13C8 FOSA

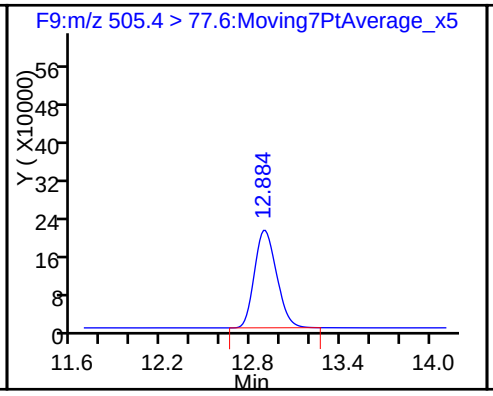

24 Perfluorooctane Sulfonamide

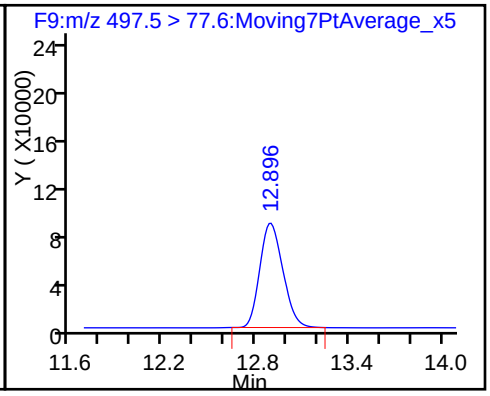

49 Perfluorodecane Sulfonic acid

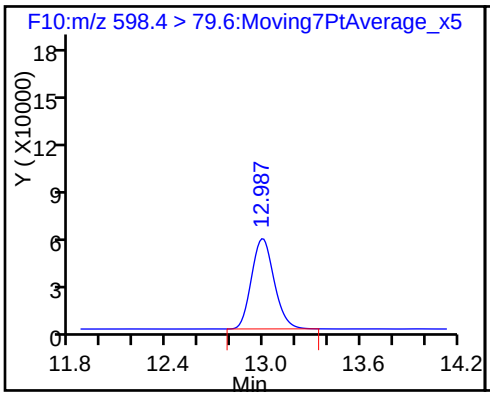

27 Perfluoroundecanoic acid

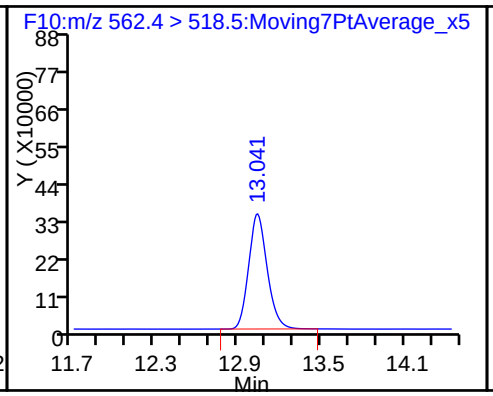

D 26 13C2 PFUnA

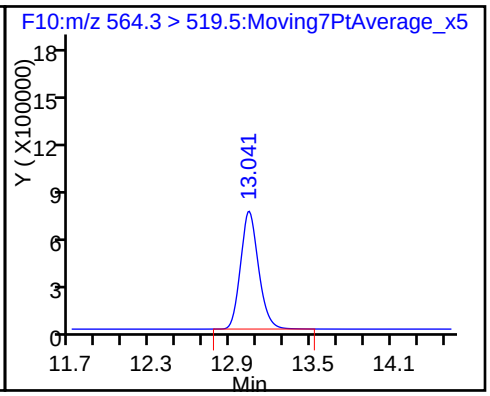

D 28 13C2 PFDoA

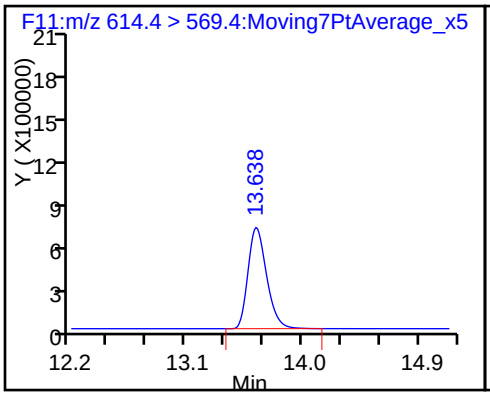

29 Perfluorododecanoic acid

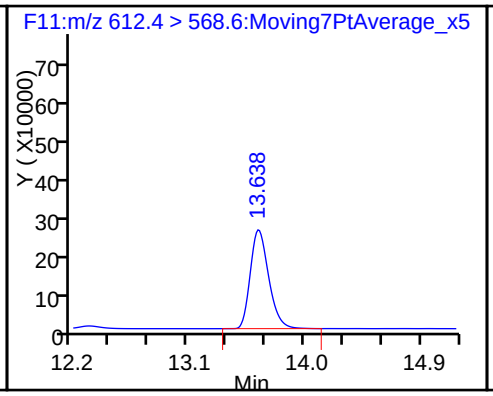

30 Perfluorotridecanoic acid

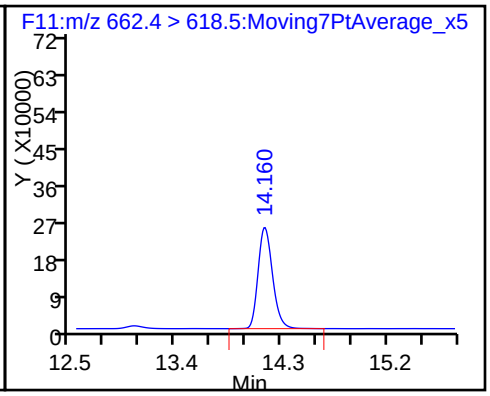

32 Perfluorotetradecanoic acid

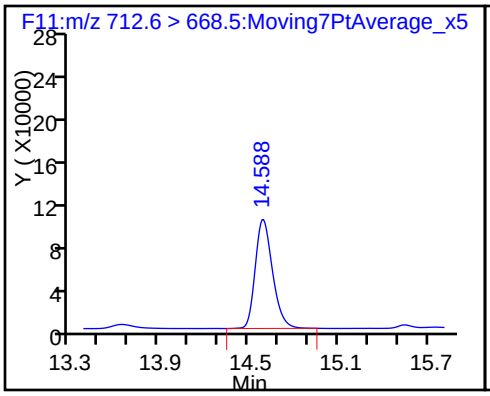

D 33 13C2-PFTeDA

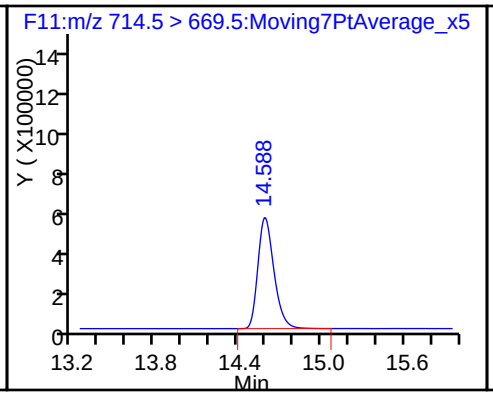

D 35 13C2-PFHxDA

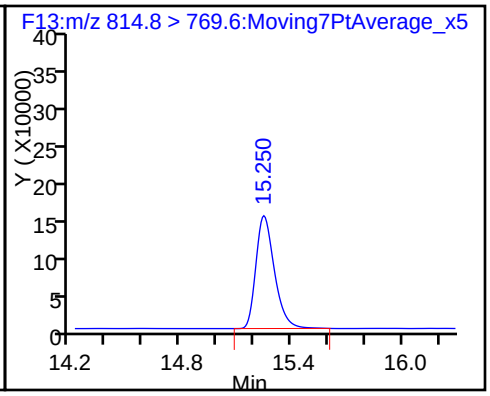

34 Perfluorohexadecanoic acid

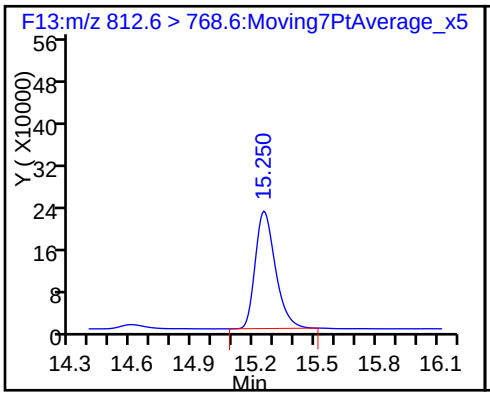

36 Perfluorooctandecanoic acid

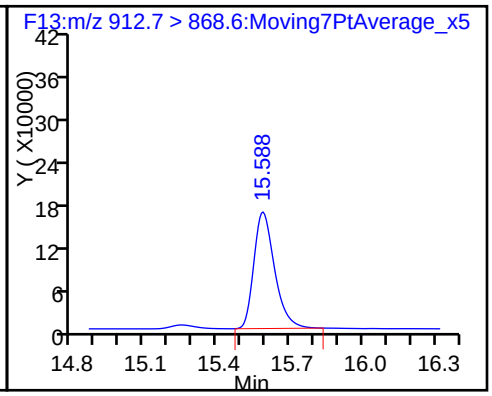

LCMS ANALYSIS RUN LOG

Lab Name: TestAmerica Sacramento Job No.: 320-18794-1

SDG No.:

Instrument ID: A6 Start Date: 05/24/2016 17:07

Analysis Batch Number: 111182 End Date: 05/25/2016 10:08

LAB SAMPLE ID	CLIENT SAMPLE ID	DATE ANALYZED	DILUTION FACTOR	LAB FILE ID	COLUMN ID
STD 320-111182/4 IC		05/24/2016 17:07	1	24MAY2016A6A_004.d	Acquity 2.1(mm)
STD 320-111182/5 IC		05/24/2016 17:28	1	24MAY2016A6A_005.d	Acquity 2.1(mm)
STD 320-111182/6 IC		05/24/2016 17:49	1	24MAY2016A6A_006.d	Acquity 2.1(mm)
STD 320-111182/7 IC		05/24/2016 18:10	1	24MAY2016A6A_007.d	Acquity 2.1(mm)
STD 320-111182/8 IC		05/24/2016 18:32	1	24MAY2016A6A_008.d	Acquity 2.1(mm)
STD 320-111182/9 IC		05/24/2016 18:53	1	24MAY2016A6A_009.d	Acquity 2.1(mm)
STD 320-111182/10 IC		05/24/2016 19:14	1	24MAY2016A6A_010.d	Acquity 2.1(mm)
ZZZZZ		05/24/2016 19:35	1		Acquity 2.1(mm)
ICV 320-111182/12		05/24/2016 19:57	1	24MAY2016A6A_012.d	Acquity 2.1(mm)
ZZZZZ		05/24/2016 21:01	1		Acquity 2.1(mm)
ZZZZZ		05/24/2016 21:22	1		Acquity 2.1(mm)
ZZZZZ		05/24/2016 21:43	1		Acquity 2.1(mm)
ZZZZZ		05/24/2016 22:04	1		Acquity 2.1(mm)
ZZZZZ		05/24/2016 22:26	1		Acquity 2.1(mm)
ZZZZZ		05/24/2016 22:47	1		Acquity 2.1(mm)
ZZZZZ		05/24/2016 23:08	1		Acquity 2.1(mm)
ZZZZZ		05/24/2016 23:30	1		Acquity 2.1(mm)
ZZZZZ		05/24/2016 23:51	1		Acquity 2.1(mm)
ZZZZZ		05/25/2016 00:12	1		Acquity 2.1(mm)
ZZZZZ		05/25/2016 00:33	1		Acquity 2.1(mm)
CCV 320-111182/26		05/25/2016 00:55	1		Acquity 2.1(mm)
ZZZZZ		05/25/2016 01:16	1		Acquity 2.1(mm)
ZZZZZ		05/25/2016 01:37	1		Acquity 2.1(mm)
ZZZZZ		05/25/2016 01:58	1		Acquity 2.1(mm)
ZZZZZ		05/25/2016 02:20	1		Acquity 2.1(mm)
ZZZZZ		05/25/2016 02:41	1		Acquity 2.1(mm)
ZZZZZ		05/25/2016 03:02	1		Acquity 2.1(mm)
ZZZZZ		05/25/2016 03:24	1		Acquity 2.1(mm)
ZZZZZ		05/25/2016 03:45	1		Acquity 2.1(mm)
ZZZZZ		05/25/2016 04:06	1		Acquity 2.1(mm)
ZZZZZ		05/25/2016 04:27	1		Acquity 2.1(mm)
ZZZZZ		05/25/2016 04:49	1		Acquity 2.1(mm)
ZZZZZ		05/25/2016 05:10	1		Acquity 2.1(mm)
CCV 320-111182/39		05/25/2016 05:31	1	24MAY2016A6A_039.d	Acquity 2.1(mm)
ZZZZZ		05/25/2016 05:52	1		Acquity 2.1(mm)
MB 320-109640/1-A RA		05/25/2016 06:14	1	24MAY2016A6A_041.d	Acquity 2.1(mm)
LCS 320-109640/2-A RA		05/25/2016 06:35	1	24MAY2016A6A_042.d	Acquity 2.1(mm)
LCSD 320-109640/3-A RA		05/25/2016 06:56	1	24MAY2016A6A_043.d	Acquity 2.1(mm)
ZZZZZ		05/25/2016 07:18	1		Acquity 2.1(mm)
ZZZZZ		05/25/2016 07:39	1		Acquity 2.1(mm)

LCMS ANALYSIS RUN LOG

Lab Name: TestAmerica Sacramento Job No.: 320-18794-1

SDG No.:

Instrument ID: A6 Start Date: 05/24/2016 17:07

Analysis Batch Number: 111182 End Date: 05/25/2016 10:08

LAB SAMPLE ID	CLIENT SAMPLE ID	DATE ANALYZED	DILUTION FACTOR	LAB FILE ID	COLUMN ID
320-18794-4 RA		05/25/2016 08:00	1	24MAY2016A6A_046.d	Acquity 2.1(mm)
320-18794-5 RA		05/25/2016 08:21	1	24MAY2016A6A_047.d	Acquity 2.1(mm)
320-18794-6 RA		05/25/2016 08:43	1	24MAY2016A6A_048.d	Acquity 2.1(mm)
320-18794-7 RA		05/25/2016 09:04	1	24MAY2016A6A_049.d	Acquity 2.1(mm)
320-18794-8 RA		05/25/2016 09:25	1	24MAY2016A6A_050.d	Acquity 2.1(mm)
CCV 320-111182/52		05/25/2016 10:08	1	24MAY2016A6A_052.d	Acquity 2.1(mm)

LCMS ANALYSIS RUN LOG

Lab Name: TestAmerica Sacramento Job No.: 320-18794-1

SDG No.:

Instrument ID: A4 Start Date: 05/25/2016 16:55

Analysis Batch Number: 111390 End Date: 05/26/2016 18:53

LAB SAMPLE ID	CLIENT SAMPLE ID	DATE ANALYZED	DILUTION FACTOR	LAB FILE ID	COLUMN ID
STD 320-111390/5 IC		05/25/2016 16:55	1	25MAY2016B4A_005.d	Acquity 2.1(mm)
STD 320-111390/6 IC		05/25/2016 17:15	1	25MAY2016B4A_006.d	Acquity 2.1(mm)
STD 320-111390/7 IC		05/25/2016 17:36	1	25MAY2016B4A_007.d	Acquity 2.1(mm)
STD 320-111390/8 IC		05/25/2016 17:58	1	25MAY2016B4A_008.d	Acquity 2.1(mm)
STD 320-111390/9 IC		05/25/2016 18:19	1	25MAY2016B4A_009.d	Acquity 2.1(mm)
STD 320-111390/10 IC		05/25/2016 18:40	1	25MAY2016B4A_010.d	Acquity 2.1(mm)
STD 320-111390/11 IC		05/25/2016 19:01	1	25MAY2016B4A_011.d	Acquity 2.1(mm)
ZZZZZ		05/25/2016 19:22	1		Acquity 2.1(mm)
ICV 320-111390/13		05/25/2016 19:44	1	25MAY2016B4A_013.d	Acquity 2.1(mm)
ZZZZZ		05/25/2016 20:05	1		Acquity 2.1(mm)
ZZZZZ		05/25/2016 20:26	1		Acquity 2.1(mm)
ZZZZZ		05/25/2016 20:47	1		Acquity 2.1(mm)
ZZZZZ		05/25/2016 21:08	1		Acquity 2.1(mm)
ZZZZZ		05/25/2016 21:29	1		Acquity 2.1(mm)
ZZZZZ		05/25/2016 21:51	1		Acquity 2.1(mm)
ZZZZZ		05/25/2016 22:12	1		Acquity 2.1(mm)
ZZZZZ		05/25/2016 22:33	1		Acquity 2.1(mm)
ZZZZZ		05/25/2016 22:54	1		Acquity 2.1(mm)
ZZZZZ		05/25/2016 23:15	1		Acquity 2.1(mm)
ZZZZZ		05/25/2016 23:37	1		Acquity 2.1(mm)
ZZZZZ		05/25/2016 23:58	1		Acquity 2.1(mm)
CCV 320-111390/26		05/26/2016 00:19	1		Acquity 2.1(mm)
ZZZZZ		05/26/2016 00:40	1		Acquity 2.1(mm)
ZZZZZ		05/26/2016 01:01	1		Acquity 2.1(mm)
ZZZZZ		05/26/2016 01:22	1		Acquity 2.1(mm)
ZZZZZ		05/26/2016 01:44	1		Acquity 2.1(mm)
ZZZZZ		05/26/2016 02:05	1		Acquity 2.1(mm)
ZZZZZ		05/26/2016 02:26	1		Acquity 2.1(mm)
ZZZZZ		05/26/2016 02:47	1		Acquity 2.1(mm)
ZZZZZ		05/26/2016 03:08	1		Acquity 2.1(mm)
ZZZZZ		05/26/2016 03:29	1		Acquity 2.1(mm)
ZZZZZ		05/26/2016 03:51	1		Acquity 2.1(mm)
ZZZZZ		05/26/2016 04:12	1		Acquity 2.1(mm)
ZZZZZ		05/26/2016 04:33	1		Acquity 2.1(mm)
CCV 320-111390/39		05/26/2016 04:54	1	25MAY2016B4A_039.d	Acquity 2.1(mm)
ZZZZZ		05/26/2016 05:15	1		Acquity 2.1(mm)
MB 320-109640/1-A		05/26/2016 05:37	1	25MAY2016B4A_041.d	Acquity 2.1(mm)
LCS 320-109640/2-A		05/26/2016 05:58	1	25MAY2016B4A_042.d	Acquity 2.1(mm)
LCSD 320-109640/3-A		05/26/2016 06:19	1	25MAY2016B4A_043.d	Acquity 2.1(mm)
ZZZZZ		05/26/2016 06:40	20		Acquity 2.1(mm)

LCMS ANALYSIS RUN LOG

Lab Name: TestAmerica Sacramento Job No.: 320-18794-1

SDG No.:

Instrument ID: A4 Start Date: 05/25/2016 16:55

Analysis Batch Number: 111390 End Date: 05/26/2016 18:53

LAB SAMPLE ID	CLIENT SAMPLE ID	DATE ANALYZED	DILUTION FACTOR	LAB FILE ID	COLUMN ID
ZZZZZ		05/26/2016 07:01	20		Acquity 2.1(mm)
320-18794-4		05/26/2016 07:22	1	25MAY2016B4A_046.d	Acquity 2.1(mm)
320-18794-5		05/26/2016 07:44	1	25MAY2016B4A_047.d	Acquity 2.1(mm)
320-18794-6		05/26/2016 08:05	1	25MAY2016B4A_048.d	Acquity 2.1(mm)
320-18794-7		05/26/2016 08:26	1	25MAY2016B4A_049.d	Acquity 2.1(mm)
320-18794-8		05/26/2016 08:47	1	25MAY2016B4A_050.d	Acquity 2.1(mm)
ZZZZZ		05/26/2016 09:08	1		Acquity 2.1(mm)
CCV 320-111390/52		05/26/2016 09:30	1	25MAY2016B4A_052.d	Acquity 2.1(mm)
ZZZZZ		05/26/2016 09:51	1		Acquity 2.1(mm)
ZZZZZ		05/26/2016 10:12	20		Acquity 2.1(mm)
ZZZZZ		05/26/2016 10:33	100		Acquity 2.1(mm)
ZZZZZ		05/26/2016 10:58	20		Acquity 2.1(mm)
ZZZZZ		05/26/2016 11:21	20		Acquity 2.1(mm)
ZZZZZ		05/26/2016 11:42	20		Acquity 2.1(mm)
ZZZZZ		05/26/2016 12:03	20		Acquity 2.1(mm)
ZZZZZ		05/26/2016 12:24	20		Acquity 2.1(mm)
320-18794-1		05/26/2016 12:46	20	25MAY2016B4A_061.d	Acquity 2.1(mm)
320-18794-2		05/26/2016 13:07	20	25MAY2016B4A_062.d	Acquity 2.1(mm)
CCV 320-111390/64		05/26/2016 13:49	1	25MAY2016B4A_064.d	Acquity 2.1(mm)
ZZZZZ		05/26/2016 14:10	1		Acquity 2.1(mm)
ZZZZZ		05/26/2016 16:46	1		Acquity 2.1(mm)
ZZZZZ		05/26/2016 17:07	1		Acquity 2.1(mm)
ZZZZZ		05/26/2016 17:28	1		Acquity 2.1(mm)
ZZZZZ		05/26/2016 17:50	1		Acquity 2.1(mm)
ZZZZZ		05/26/2016 18:11	10		Acquity 2.1(mm)
ZZZZZ		05/26/2016 18:32	1		Acquity 2.1(mm)
CCV 320-111390/78		05/26/2016 18:53	1		Acquity 2.1(mm)

LCMS BATCH WORKSHEET

Lab Name: TestAmerica Sacramento Job No.: 320-18794-1

SDG No.:

Batch Number: 109640 Batch Start Date: 05/12/16 10:00 Batch Analyst: Marchenko, Veronika P

Batch Method: 3535 Batch End Date: 05/13/16 14:41

Lab Sample ID	Client Sample ID	Method Chain	Basis	GrossWeight	TareWeight	InitialAmount	FinalAmount	LCMPFCSU 00039	LCPFCSP 00047
MB 320-109640/1		3535, WS-LC-0025				500 mL	1.0 mL	50 uL	
LCS 320-109640/2		3535, WS-LC-0025				500 mL	1.0 mL	50 uL	20 uL
LCSD 320-109640/3		3535, WS-LC-0025				500 mL	1.0 mL	50 uL	20 uL
320-18794-A-1	OF-INF01-0516	3535, WS-LC-0025	T	570.53 g	45.12 g	525.4 mL	1.0 mL	50 uL	
320-18794-A-2	OF-EFF01-0516	3535, WS-LC-0025	T	569.20 g	44.86 g	524.3 mL	1.0 mL	50 uL	
320-18794-A-4	OF-FB78-0516	3535, WS-LC-0025	T	562.18 g	45.09 g	517.1 mL	1.0 mL	50 uL	
320-18794-A-5	OF-RW78-0516	3535, WS-LC-0025	T	586.87 g	45.07 g	541.8 mL	1.0 mL	50 uL	
320-18794-A-6	OF-RW78D-0516	3535, WS-LC-0025	T	601.5 g	47.12 g	554.4 mL	1.0 mL	50 uL	
320-18794-A-7	OF-FB77-0516	3535, WS-LC-0025	T	558.67 g	45.78 g	512.9 mL	1.0 mL	50 uL	
320-18794-A-8	OF-RW77-0516	3535, WS-LC-0025	T	590.57 g	45.42 g	545.2 mL	1.0 mL	50 uL	

Batch Notes	
Balance ID	QA-070
Batch Comment	0.1N NaOH/H2O: 607459; HEXANE: 0000125986; MeOH: 625010; Manifold 5,9
H2O ID	5-04-16/5-09-16
Pipette ID	EC15219, EC15131
Analyst ID - Reagent Drop	VPM
Analyst ID - SU Reagent Drop	VPM
Analyst ID - SU Reagent Drop Witness	SNE
Solvent Lot #	626675
Solvent Name	0.3% NH4OH/MeOH
SOP Number	WS-LC-0025
SPE Cartridge Type	WAX 500mg
Solid Phase Extraction Disk ID	002736075A

The pound sign (#) in the amount added field denotes that the reagent was used undiluted. All calculations are performed using the stated concentration for this reagent.

LCMS BATCH WORKSHEET

Lab Name: TestAmerica Sacramento Job No.: 320-18794-1

SDG No.:

Batch Number: 109640 Batch Start Date: 05/12/16 10:00 Batch Analyst: Marchenko, Veronika P

Batch Method: 3535 Batch End Date: 05/13/16 14:41

Basis	Basis Description
T	Total/NA

The pound sign (#) in the amount added field denotes that the reagent was used undiluted. All calculations are performed using the stated concentration for this reagent.

TestAmerica
THE LEADER IN ENVIRONMENTAL TESTING

West Sacramento

HPLC/LCMS Data Review Checklist

Job Number(s): 18794, 18796 Work List ID(s): 31021, 31065

Extraction Batch: 109640 Analysis Batch(es): 111182, 111390

Delivery Rank 4 Due Date: 5-25-16

A. Calibration/Instrument Run QC	1st Level	2nd Level	N/A
1. ICAL locked in Chrom and TALS? ICAL Batch#	✓	✓	
2. ICAL, CCV Frequency & Criteria met.	✓	✓	
• $RF_{average}$ criteria appropriate for the method.	✓	✓	
• Linear Regression criteria appropriate if required ($r \geq 0.995$).	✓	✓	
• Quadratic fit criteria appropriate if required ($r^2 \geq 0.990$).			✓
• For Linear Regression and Quadratic fit – Does the y-intercept support ½ the reporting limit as described in CA-Q-S-005?	✓	✓	
• All curve points show calculated concentrations.	✓	✓	
3. Peaks correctly ID'd by data system.	✓	✓	
5. Tune check frequency & criteria met and Tune check report attached.			✓
B. QA/QC			
1. Are all QC samples properly linked in TALS?	✓	✓	
2. Method blank, LCS/LCSD and MS/SD frequencies met.	✓	✓	
3. LCS/LCSD and MB data are within control limits. If not, NCM is present. NCM	✓	✓	
4. Are MS/MSD recoveries and RPD within control limits?			✓
5. Holding Times were met for prep and analytical.	✓	✓	
6. IS/Surrogate recoveries meet criteria or properly noted. NCM	✓	✓	
C. Sample Analysis			
1. Was correct analysis performed and were project instructions followed?	✓	✓	
2. If required, are compounds within RT windows?			✓
3. If required, are positive hits confirmed and >40% RPD flagged?			✓
4. Manual Integrations reviewed and appropriate.	✓	✓	
5. All analytes correctly reported. (Primary, secondary, acceptable status)	✓	✓	
6. Correct reporting limits used. (based on client request, prep factors, and dilutions)	✓	✓	
D. Documentation			
1. Are all non-conformances documented/attached? NCM# ~~53305~~ 53311, 53312, 53313	✓	✓	
2. Do results make sense (e.g. dilutions, etc.)?	✓	✓	
3. Have all flags been reviewed for appropriateness?	✓	✓	
4. For level 3 and 4 reports, have forms and raw data been reviewed?	✓	✓	
5. Was QC Checker run for this job?	✓	✓	

Upon completion of this checklist, the reviewer must scan and attach the checklist to the TALS job.

1st Level (Analyst): JRB Date: 5-27-16

2nd Level Reviewer: [signature] Date: 5/27/2016

74

Aqueous Extraction Analysis Sheet

(To Accompany Samples to Instruments)

Batch Number: 320-109640

Method Code: 320-3535_IVWT-320

Analyst: Marchenko, Veronika P

Due 5/25

Batch Open: 5/12/2016 10:00:10AM

Batch End: 5-13-16 14:41

CH2

Solid-Phase Extraction (SPE)

	Input Sample Lab ID (Analytical Method)	SDG (Job #)	GrossWt TareWt	InitAmnt FinAmnt	PHs Rcvd	PHs Adj1	PHs Adj2	Due Date	Analytical TAT	Dlv Rank	Comments	Output Sample Lab ID
1	MB~320-109640/1 N/A	N/A		500 mL				N/A	N/A	N/A		MB 320-109640/1-A
				1.0 mL								
2	LCS~320-109640/2 N/A	N/A		500 mL				N/A	N/A	N/A		LCS 320-109640/2-A
				1.0 mL								
3	LCSD~320-109640/3 N/A	N/A		500 mL				N/A	N/A	N/A		LCSD 320-109640/3-A
				1.0 mL								
4	320-18794-A-1 (PFC_IDA_DOD5) 20X	N/A (320-18794-1)	570.53 g	525.4 mL				5/15/16	11_Days	4		320-18794-A-1-A
			45.12 g	1.0 mL								
5	320-18794-A-2 (PFC_IDA_DOD5)	N/A (320-18794-1)	569.20 g	524.3 mL				5/15/16	11_Days	4		320-18794-A-2-A
			44.86 g	1.0 mL								
6	320-18794-A-4 (PFC_IDA_DOD5)	N/A (320-18794-1)	562.18 g	517.1 mL				5/15/16	11_Days	4		320-18794-A-4-A
			45.09 g	1.0 mL								
7	320-18794-A-5 (PFC_IDA_DOD5) OK	N/A (320-18794-1)	586.87 g	541.8 mL				5/15/16	11_Days	4		320-18794-A-5-A
			45.07 g	1.0 mL								
8	320-18794-A-6 (PFC_IDA_DOD5) OK	N/A (320-18794-1)	601.5 g	554.4 mL				5/15/16	11_Days	4		320-18794-A-6-A
			47.12 g	1.0 mL								
9	320-18794-A-7 (PFC_IDA_DOD5)	N/A (320-18794-1)	558.67 g	512.9 mL				5/15/16	11_Days	4		320-18794-A-7-A
			45.78 g	1.0 mL								
10	320-18794-A-8 (PFC_IDA_DOD5) OK	N/A (320-18794-1)	590.57 g	545.2 mL				5/15/16	11_Days	4		320-18794-A-8-A
			45.42 g	1.0 mL								

Page 839 of 2254

05/27/2016

Aqueous Extraction Analysis Sheet

(To Accompany Samples to Instruments)

Batch Number: 320-109640

Analyst: Marchenko, Veronika P

Batch Open: 5/12/2016 10:00:10AM

Method Code: 320-3535_IVWT-320

Batch End:

11	320-18796-A-1 (PFC_IDA_DOD5) ✓ 20x	N/A (320-18796-1)	584.01 g 47.96 g	536.1 mL 1.0 mL				5/15/16	11_Days	4		320-18796-A-1-A
12	320-18796-A-2 (PFC_IDA_DOD5) ✓ 100x	N/A (320-18796-1)	554.99 g 45.08 g	509.9 mL 1.0 mL				5/15/16	11_Days	4		320-18796-A-2-A
13	320-18796-A-3 (PFC_IDA_DOD5) ✓ 20x	N/A (320-18796-1)	551.47 g 45.29 g	506.2 mL 1.0 mL				5/15/16	11_Days	4		320-18796-A-3-A
14	320-18796-A-4 (PFC_IDA_DOD5) ✓ 20x	N/A (320-18796-1)	573.05 g 46.45 g	526.6 mL 1.0 mL				5/15/16	11_Days	4		320-18796-A-4-A
15	320-18796-A-5 (PFC_IDA_DOD5) ✓ 20x	N/A (320-18796-1)	578.93 g 44.46 g	534.5 mL 1.0 mL				5/15/16	11_Days	4		320-18796-A-5-A
16	320-18796-A-6 (PFC_IDA_DOD5) 20x	N/A (320-18796-1)	582.07 g 44.75 g	537.3 mL 1.0 mL				5/15/16	11_Days	4		320-18796-A-6-A

Aqueous Extraction Analysis Sheet

(To Accompany Samples to Instruments)

Batch Number: 320-109640
Method Code: 320-3535_IVWT-320

Analyst: Marchenko, Veronika P

Batch Open: 5/12/2016 10:00:10AM
Batch End:

Batch Notes

First Start time	NA
First End time	NA
Balance ID	QA-070
SPE Cartridge Type	WAX 500mg
Solid Phase Extraction Disk ID	002736075A
H2O ID	5-04-16/5-09-16
Pipette ID	EC15219, EC15131
Solvent Name	0.3% NH4OH/MeOH
Solvent Lot #	626675
Analyst ID - Reagent Drop	VPM
Analyst ID - SU Reagent Drop	VPM
Analyst ID - SU Reagent Drop Witness	SNE
Acid Name	NA
Acid ID	NA
Reagent ID	NA
Reagent Lot Number	NA
NaCl ID	NA
SOP Number	WS-LC-0025
Batch Comment	0.1N NaOH/H2O: 607459; HEXANE: 0000125986; MeOH: 625010; Manifold 5,9

Aqueous Extraction Analysis Sheet

(To Accompany Samples to Instruments)

Batch Number: 320-109640

Analyst: Marchenko, Veronika P

Batch Open: 5/12/2016 10:00:10AM

Method Code: 320-3535_IVWT-320

Batch End:

Comments

320-18796-A-1	Method Comments:	Q5
320-18796-A-2	Method Comments:	Q5
320-18796-A-3	Method Comments:	Q5
320-18796-A-4	Method Comments:	Q5
320-18796-A-5	Method Comments:	Q5
320-18796-A-6	Method Comments:	Q5

Aqueous Extraction Analysis Sheet

(To Accompany Samples to Instruments)

Batch Number: 320-109640

Analyst: Marchenko, Veronika P

Batch Open: 5/12/2016 10:00:10AM

Method Code: 320-3535_IVWT-320

Batch End:

Reagent Additions Worksheet

Lab ID	Reagent Code	Amount Added	Final Amount	By	Witness
MB 320-109640/1	LCMPFCSU_00039	50 uL	1.0 mL	VPM 5-12-16	SNE 5/12/16
LCS 320-109640/2	LCMPFCSU_00039	50 uL	1.0 mL		
LCS 320-109640/2	LCPFCSP_00047	20 uL	1.0 mL		
LCSD 320-109640/3	LCMPFCSU_00039	50 uL	1.0 mL		
LCSD 320-109640/3	LCPFCSP_00047	20 uL	1.0 mL		
320-18794-A-1	LCMPFCSU_00039	50 uL	1.0 mL		
320-18794-A-2	LCMPFCSU_00039	50 uL	1.0 mL		
320-18794-A-4	LCMPFCSU_00039	50 uL	1.0 mL		
320-18794-A-5	LCMPFCSU_00039	50 uL	1.0 mL		
320-18794-A-6	LCMPFCSU_00039	50 uL	1.0 mL		
320-18794-A-7	LCMPFCSU_00039	50 uL	1.0 mL		
320-18794-A-8	LCMPFCSU_00039	50 uL	1.0 mL		
320-18796-A-1	LCMPFCSU_00039	50 uL	1.0 mL		
320-18796-A-2	LCMPFCSU_00039	50 uL	1.0 mL		
320-18796-A-3	LCMPFCSU_00039	50 uL	1.0 mL		
320-18796-A-4	LCMPFCSU_00039	50 uL	1.0 mL		
320-18796-A-5	LCMPFCSU_00039	50 uL	1.0 mL		
320-18796-A-6	LCMPFCSU_00039	50 uL	1.0 mL		

Aqueous Extraction Analysis Sheet

(To Accompany Samples to Instruments)

Batch Number: 320-109640

Analyst: Marchenko, Veronika P

Batch Open: 5/12/2016 10:00:10AM

Method Code: 320-3535_IVWT-320

Batch End:

Other Reagents:

Reagent	Amount/Units	Lot#:

TestAmerica
THE LEADER IN ENVIRONMENTAL TESTING

Sacramento
Preparation Data Review Checklist

Preparation Batch Number(s): 109640 Test: PFC_IDA_DOD5 -L

Earliest Holding Time: 5-16-16

Sample List Tab	1st Level Reviewer	2nd Level Reviewer
Samples identified to the correct method	✓	✓
All necessary NCMs filed (including holding time)	✓	✓
Method/sample/login/QAS checked and correct	✓	✓
Worksheet Tab	**1st Level Reviewer**	**2nd Level Reviewer**
All samples properly preserved	NA	NA
Weights in anticipated range and not targeted	✓	✓
All additional test requirements performed, documented, and uploaded to TALS correctly (e.g. final amount, initial amount, turbidity, and CI Check)	✓	✓
The pH is transcribed correctly in TALS	NA	NA
All additional information transcribed into TALS is correct and raw data is attached	✓	✓
Comments are transcribed correctly in TALS	✓	✓
Reagents Tab	**1st Level Reviewer**	**2nd Level Reviewer**
All necessary reagents not expired and entered into TALS	✓	✓
All spike amounts correct and added to necessary samples and QC	✓	✓
Batch Information	**1st Level Reviewer**	**2nd Level Reviewer**
Date and time accurate and entered into TALS correctly	✓	✓
All necessary 'batch information' complete and entered into TALS correctly	✓	✓

1st Level Reviewer: VPM Date: 05-13-16

2nd Level Reviewer: SNE Date: 5/13/16

Comments:

METALS

COVER PAGE
METALS

Lab Name: TestAmerica Denver Job Number: 320-18794-1

SDG No.:

Project: NAS Oceana, VA - 9000 CTO-WE01

Client Sample ID	Lab Sample ID
OF-INF01-0516	320-18794-1

Comments:

1A-IN
INORGANIC ANALYSIS DATA SHEET
METALS

Client Sample ID: OF-INF01-0516 Lab Sample ID: 320-18794-1

Lab Name: TestAmerica Denver Job No.: 320-18794-1

SDG ID.:

Matrix: Water Date Sampled: 05/10/2016 09:55

Reporting Basis: WET Date Received: 05/11/2016 09:30

Analyte	Result	LOQ	LOD	DL	Units	C	Q	DIL	Method
Iron	5500	100	85	22	ug/L			1	6010C

1A-IN
INORGANIC ANALYSIS DATA SHEET
METALS - DISSOLVED

Client Sample ID: OF-INF01-0516 Lab Sample ID: 320-18794-1

Lab Name: TestAmerica Denver Job No.: 320-18794-1

SDG ID.:

Matrix: Water Date Sampled: 05/10/2016 09:55

Reporting Basis: WET Date Received: 05/11/2016 09:30

Analyte	Result	LOQ	LOD	DL	Units	C	Q	DIL	Method
Iron	170	100	85	22	ug/L			1	6010C

Lab Name: TestAmerica Denver Job No.: 320-18794-1

SDG No.:

ICV Source: ICP ICVH_00309 Concentration Units: ug/L

CCV Source: ICP CCVH_00465

Analyte	ICVH 280-326010/7 05/18/2016 10:10				CCVH 280-326010/47 05/18/2016 16:15				CCVH 280-326010/60 05/18/2016 16:49			
	Found	C	True	%R	Found	C	True	%R	Found	C	True	%R
Iron	82500		80000	103	50200		50000	100	50700		50000	101

Note! Calculations are performed before rounding to avoid round-off errors in calculated results.
Italicized analytes were not requested for this sequence.

2A-IN
CALIBRATION VERIFICATIONS
METALS

Lab Name: TestAmerica Denver Job No.: 320-18794-1

SDG No.:

ICV Source: ICP ICVH_00309 Concentration Units: ug/L

CCV Source: ICP CCVH_00465

Analyte	CCVH 280-326010/69 05/18/2016 17:12											
	Found	C	True	%R	Found	C	True	%R	Found	C	True	%R
Iron	50800		50000	102								

Note! Calculations are performed before rounding to avoid round-off errors in calculated results.
Italicized analytes were not requested for this sequence.

Lab Name: TestAmerica Denver Job No.: 320-18794-1

SDG No.:

ICV Source: ICP ICV_00145 Concentration Units: ug/L

CCV Source: ICP CCV_00162

Analyte	ICV 280-326010/9 05/18/2016 10:21				ICV 280-326010/10 05/18/2016 10:24				CCV 280-326010/48 05/18/2016 16:18			
	Found	C	True	%R	Found	C	True	%R	Found	C	True	%R
Iron	261		250	104	261		250	104	2440		2500	97

Note! Calculations are performed before rounding to avoid round-off errors in calculated results.
Italicized analytes were not requested for this sequence.

2A-IN
CALIBRATION VERIFICATIONS
METALS

Lab Name: TestAmerica Denver Job No.: 320-18794-1

SDG No.:

ICV Source: ICP ICV_00145 Concentration Units: ug/L

CCV Source: ICP CCV_00162

Analyte	CCV 280-326010/61 05/18/2016 16:52				CCV 280-326010/70 05/18/2016 17:15							
	Found	C	True	%R	Found	C	True	%R	Found	C	True	%R
Iron	2460		2500	98	2450		2500	98				

Note! Calculations are performed before rounding to avoid round-off errors in calculated results.
Italicized analytes were not requested for this sequence.

2A-IN
CALIBRATION VERIFICATIONS
METALS

Lab Name: TestAmerica Denver Job No.: 320-18794-1

SDG No.:

ICV Source: ICP LLCCV_01769 Concentration Units: ug/L

CCV Source: ICP LLCCV_01769

Analyte	ICVL 280-326010/11 05/18/2016 10:29				CCVL 280-326010/50 05/18/2016 16:23				CCVL 280-326010/63 05/18/2016 16:57			
	Found	C	True	%R	Found	C	True	%R	Found	C	True	%R
Iron	105		100	105	96.6	J	100	97	122		100	122

Note! Calculations are performed before rounding to avoid round-off errors in calculated results.
Italicized analytes were not requested for this sequence.

Lab Name: TestAmerica Denver Job No.: 320-18794-1

SDG No.:

ICV Source: ICP LLCCV_01769 Concentration Units: ug/L

CCV Source: ICP LLCCV_01769

Analyte	CCVL 280-326010/72 05/18/2016 17:20											
	Found	C	True	%R	Found	C	True	%R	Found	C	True	%R
Iron	90.8	J	100	91								

Note! Calculations are performed before rounding to avoid round-off errors in calculated results.
Italicized analytes were not requested for this sequence.

2A-IN
CALIBRATION VERIFICATIONS
METALS

Lab Name: TestAmerica Denver Job No.: 320-18794-1

SDG No.:

ICV Source: ICP ICVH_00309 Concentration Units: ug/L

CCV Source: ICP CCVH_00466

Analyte	ICVH 280-326363/6 05/20/2016 14:37				CCVH 280-326363/85 05/20/2016 22:23				CCVH 280-326363/98 05/20/2016 22:57			
	Found	C	True	%R	Found	C	True	%R	Found	C	True	%R
Iron	80200		80000	100	47300		50000	95	46800		50000	94

Note! Calculations are performed before rounding to avoid round-off errors in calculated results.
Italicized analytes were not requested for this sequence.

Lab Name: TestAmerica Denver Job No.: 320-18794-1

SDG No.:

ICV Source: ICP ICV_00146 Concentration Units: ug/L

CCV Source: ICP CCV_00164

Analyte	ICV 280-326363/7 05/20/2016 14:41				CCV 280-326363/86 05/20/2016 22:26				CCV 280-326363/99 05/20/2016 23:00			
	Found	C	True	%R	Found	C	True	%R	Found	C	True	%R
Iron	260		250	104	2500		2500	100	2520		2500	101

Note! Calculations are performed before rounding to avoid round-off errors in calculated results.
Italicized analytes were not requested for this sequence.

Lab Name: TestAmerica Denver Job No.: 320-18794-1

SDG No.:

ICV Source: ICP LLCCV_01771 Concentration Units: ug/L

CCV Source: ICP LLCCV_01771

Analyte	ICVL 280-326363/8 05/20/2016 14:45				CCVL 280-326363/88 05/20/2016 22:31				CCVL 280-326363/101 05/20/2016 23:06			
	Found	C	True	%R	Found	C	True	%R	Found	C	True	%R
Iron	107		100	107	108		100	108	123		100	123

Note! Calculations are performed before rounding to avoid round-off errors in calculated results.
Italicized analytes were not requested for this sequence.

2A-IN
CALIBRATION VERIFICATIONS
METALS

Lab Name: TestAmerica Denver Job No.: 320-18794-1

SDG No.:

ICV Source: ICP ICVH_00309 Concentration Units: ug/L

CCV Source: ICP CCVH_00466

Analyte	ICVH 280-326681/6 05/23/2016 11:50				CCVH 280-326681/10 05/23/2016 12:11				CCVH 280-326681/20 05/23/2016 13:34			
	Found	C	True	%R	Found	C	True	%R	Found	C	True	%R
Iron	77900		80000	97	50200		50000	100	51500		50000	103

Note! Calculations are performed before rounding to avoid round-off errors in calculated results.
Italicized analytes were not requested for this sequence.

2A-IN
CALIBRATION VERIFICATIONS
METALS

Lab Name: TestAmerica Denver Job No.: 320-18794-1

SDG No.:

ICV Source: ICP ICVH_00309 Concentration Units: ug/L

CCV Source: ICP CCVH_00466

Analyte	CCVH 280-326681/32 05/23/2016 14:15											
	Found	C	True	%R	Found	C	True	%R	Found	C	True	%R
Iron	50200		50000	100								

Note! Calculations are performed before rounding to avoid round-off errors in calculated results.
Italicized analytes were not requested for this sequence.

2A-IN
CALIBRATION VERIFICATIONS
METALS

Lab Name: TestAmerica Denver Job No.: 320-18794-1

SDG No.:

ICV Source: ICP ICV_00148 Concentration Units: ug/L

CCV Source: ICP CCV_00164

Analyte	ICV 280-326681/7 05/23/2016 11:53				CCV 280-326681/11 05/23/2016 12:13				CCV 280-326681/21 05/23/2016 13:37			
	Found	C	True	%R	Found	C	True	%R	Found	C	True	%R
Iron	252		250	101	2440		2500	98	2440		2500	98

Note! Calculations are performed before rounding to avoid round-off errors in calculated results.
Italicized analytes were not requested for this sequence.

2A-IN
CALIBRATION VERIFICATIONS
METALS

Lab Name: TestAmerica Denver Job No.: 320-18794-1

SDG No.:

ICV Source: ICP ICV_00148 Concentration Units: ug/L

CCV Source: ICP CCV_00164

Analyte	CCV 280-326681/33 05/23/2016 14:18											
	Found	C	True	%R	Found	C	True	%R	Found	C	True	%R
Iron	2450		2500	98								

Note! Calculations are performed before rounding to avoid round-off errors in calculated results.
Italicized analytes were not requested for this sequence.

Lab Name: TestAmerica Denver Job No.: 320-18794-1

SDG No.:

ICV Source: ICP LLCCV_01773 Concentration Units: ug/L

CCV Source: ICP LLCCV_01773

Analyte	ICVL 280-326681/8 05/23/2016 11:55				ICVL 280-326681/9 05/23/2016 12:01				CCVL 280-326681/23 05/23/2016 13:43			
	Found	C	True	%R	Found	C	True	%R	Found	C	True	%R
Iron	111		100	111	112		100	112	120		100	120

Note! Calculations are performed before rounding to avoid round-off errors in calculated results.
Italicized analytes were not requested for this sequence.

2A-IN
CALIBRATION VERIFICATIONS
METALS

Lab Name: TestAmerica Denver Job No.: 320-18794-1

SDG No.:

ICV Source: ICP LLCCV_01773 Concentration Units: ug/L

CCV Source: ICP LLCCV_01773

Analyte	CCVL 280-326681/35 05/23/2016 14:23											
	Found	C	True	%R	Found	C	True	%R	Found	C	True	%R
Iron	109		100	109								

Note! Calculations are performed before rounding to avoid round-off errors in calculated results.
Italicized analytes were not requested for this sequence.

2B-IN
CRQL CHECK STANDARD
METALS

Lab Name: TestAmerica Denver Job No.: 320-18794-1

SDG No.:

Method: 6010C Instrument ID: MT_025

Lab Sample ID: CRI 280-326010/17 Concentration Units: ug/L

CRQL Check Standard Source: Alt AsFeSbSe_00001

Analyte	CRQL Check Standard				
	True	Found	Qualifiers	%R(1)	Limits
Iron	100	95.1	J	95	80-120

Note! Calculations are performed before rounding to avoid round-off errors in calculated results.

FORM IIB-IN

2B-IN
CRQL CHECK STANDARD
METALS

Lab Name: TestAmerica Denver Job No.: 320-18794-1

SDG No.:

Method: 6010C Instrument ID: MT_026

Lab Sample ID: CRI 280-326363/12 Concentration Units: ug/L

CRQL Check Standard Source: ICP CRI_00391

Analyte	CRQL Check Standard				
	True	Found	Qualifiers	%R(1)	Limits
Iron	30.0	35.8	J	119	80-120

Lab Sample ID: CRI 280-326681/13 Concentration Units: ug/L

CRQL Check Standard Source: ICP CRI_00394

Analyte	CRQL Check Standard				
	True	Found	Qualifiers	%R(1)	Limits
Iron	30.0	30.1	J	100	80-120

Note! Calculations are performed before rounding to avoid round-off errors in calculated results.

FORM IIB-IN

3-IN
INSTRUMENT BLANKS
METALS

Lab Name: TestAmerica Denver Job No.: 320-18794-1

SDG No.:

Concentration Units: ug/L

Analyte	RL	ICB 280-326010/15 05/18/2016 10:42		CCB 280-326010/49 05/18/2016 16:20		CCB 280-326010/62 05/18/2016 16:54		CCB 280-326010/71 05/18/2016 17:17	
		Found	C	Found	C	Found	C	Found	C
Iron	100	85	U	85	U	85	U	85	U

Italicized analytes were not requested for this sequence.

3-IN
INSTRUMENT BLANKS
METALS

Lab Name: TestAmerica Denver Job No.: 320-18794-1

SDG No.:

Concentration Units: ug/L

Analyte	RL	ICB 280-326363/11 05/20/2016 15:02		CCB 280-326363/87 05/20/2016 22:28		CCB 280-326363/100 05/20/2016 23:03			
		Found	C	Found	C	Found	C	Found	C
Iron	100	85	U	85	U	85	U		

Italicized analytes were not requested for this sequence.

3-IN
INSTRUMENT BLANKS
METALS

Lab Name: TestAmerica Denver Job No.: 320-18794-1

SDG No.:

Concentration Units: ug/L

Analyte	RL	ICB 280-326681/12 05/23/2016 12:16		CCB 280-326681/22 05/23/2016 13:40		CCB 280-326681/34 05/23/2016 14:20			
		Found	C	Found	C	Found	C	Found	C
Iron	100	85	U	85	U	85	U		

Italicized analytes were not requested for this sequence.

3-IN
METHOD BLANK
METALS

Lab Name: TestAmerica Denver Job No.: 320-18794-1

SDG No.:

Concentration Units: ug/L Lab Sample ID: MB 280-325380/1-A

Instrument Code: MT_025 Batch No.: 326010

CAS No.	Analyte	Concentration	C	Q	Method
7439-89-6	Iron	85	U		6010C_DOD5

3-IN
METHOD BLANK
METALS - DISSOLVED

Lab Name: TestAmerica Denver Job No.: 320-18794-1

SDG No.:

Concentration Units: ug/L Lab Sample ID: MB 280-325709/1-C

Instrument Code: MT_026 Batch No.: 326363

CAS No.	Analyte	Concentration	C	Q	Method
7439-89-6	Iron	85	U		6010C_DOD5

4A-IN
INTERFERENCE CHECK STANDARD
METALS

Lab Name: TestAmerica Denver Job No.: 320-18794-1

SDG No.:

Lab Sample ID: ICSA 280-326010/19 Instrument ID: MT_025

Lab File ID: 25B051816.asc ICS Source: ICP ICSA_00123

Concentration Units: ug/L

Analyte	True Solution A	Found Solution A	Percent Recovery
Iron	**200000**	**198020**	**99**
Aluminum	*500000*	*533680*	*107*
Antimony		*-2.55*	
Arsenic		*-9.83*	
Barium		*-0.830*	
Beryllium		*0.370*	
Boron		*-3.93*	
Cadmium		*1.55*	
Calcium	*500000*	*486230*	*97*
Cobalt		*-1.21*	
Copper		*3.08*	
Lead		*-1.00*	
Lithium		*9.29*	
Magnesium	*500000*	*513050*	*103*
Molybdenum		*0.500*	
Phosphorus		*3.23*	
Potassium		*-159*	
Selenium		*5.54*	
Silicon		*-21.7*	
Silver		*-2.00*	
SiO2		*-46.5*	
Sodium		*43.8*	
Thallium		*-2.04*	
Tin		*-1.10*	
Titanium		*-0.140*	
Vanadium		*1.81*	
Zinc		*-0.170*	

Calculations are performed before rounding to avoid round-off errors in calculated results.

FORM IVA-IN

4A-IN
INTERFERENCE CHECK STANDARD
METALS

Lab Name: TestAmerica Denver Job No.: 320-18794-1

SDG No.:

Lab Sample ID: ICSAB 280-326010/20 Instrument ID: MT_025

Lab File ID: 25B051816.asc ICS Source: ICP ICSAB_00130

Concentration Units: ug/L

Analyte	True Solution AB	Found Solution AB	Percent Recovery
Iron	**200000**	**187620**	**94**
Aluminum	*500000*	*505430*	*101*
Antimony	*1000*	*1078*	*108*
Arsenic	*2000*	*2065*	*103*
Barium	*500*	*490*	*98*
Beryllium	*500*	*482*	*96*
Boron	*2000*	*1980*	*99*
Cadmium	*1000*	*1057*	*106*
Calcium	*500000*	*460370*	*92*
Chromium	*500*	*492*	*98*
Cobalt	*500*	*473*	*95*
Copper	*500*	*544*	*109*
Lead	*1000*	*991*	*99*
Lithium	*1000*	*1032*	*103*
Magnesium	*500000*	*509470*	*102*
Manganese	*500*	*502*	*100*
Molybdenum	*1000*	*981*	*98*
Nickel	*1000*	*946*	*95*
Phosphorus	*2000*	*2046*	*102*
Potassium	*50000*	*50789*	*102*
Selenium	*5000*	*5157*	*103*
Silicon	*10000*	*10114*	*101*
Silver	*1000*	*1115*	*111*
SiO2	*21400*	*21644*	*101*
Sodium	*50000*	*52839*	*106*
Strontium	*1000*	*984*	*98*
Thallium	*10000*	*9106*	*91*
Tin	*10000*	*9406*	*94*
Titanium	*1000*	*1020*	*102*
Vanadium	*500*	*505*	*101*
Zinc	*1000*	*972*	*97*

Calculations are performed before rounding to avoid round-off errors in calculated results.

FORM IVA-IN

4A-IN
INTERFERENCE CHECK STANDARD
METALS

Lab Name: TestAmerica Denver Job No.: 320-18794-1

SDG No.:

Lab Sample ID: ICSA 280-326363/13 Instrument ID: MT_026

Lab File ID: 26B052016.asc ICS Source: ICP ICSA_00123

Concentration Units: ug/L

Analyte	True Solution A	Found Solution A	Percent Recovery
Iron	**200000**	**181660**	**91**
Aluminum	*500000*	*508740*	*102*
Antimony		*8.63*	
Barium		*-0.0900*	
Beryllium		*-0.110*	
Boron		*-1.59*	
Cadmium		*0.650*	
Calcium	*500000*	*469130*	*94*
Chromium		*0.870*	
Cobalt		*-0.250*	
Copper		*2.48*	
Lithium		*2.84*	
Magnesium	*500000*	*516280*	*103*
Manganese		*-0.320*	
Molybdenum		*-1.89*	
Nickel		*-0.920*	
Phosphorus		*-5.63*	
Potassium		*-13.8*	
Selenium		*5.09*	
Silicon		*11.5*	
Silver		*-0.470*	
Sodium		*37.2*	
Thallium		*2.17*	
Tin		*7.99*	
Titanium		*1.53*	
Zinc		*-1.90*	

Calculations are performed before rounding to avoid round-off errors in calculated results.

FORM IVA-IN

4A-IN
INTERFERENCE CHECK STANDARD
METALS

Lab Name: TestAmerica Denver Job No.: 320-18794-1

SDG No.:

Lab Sample ID: ICSAB 280-326363/14 Instrument ID: MT_026

Lab File ID: 26B052016.asc ICS Source: ICP ICSAB_00131

Concentration Units: ug/L

Analyte	True Solution AB	Found Solution AB	Percent Recovery
Iron	**200000**	**180980**	**90**
Aluminum	*500000*	*504340*	*101*
Antimony	*1000*	*1075*	*107*
Arsenic	*2000*	*2105*	*105*
Barium	*500*	*494*	*99*
Beryllium	*500*	*486*	*97*
Boron	*2000*	*2014*	*101*
Cadmium	*1000*	*1090*	*109*
Calcium	*500000*	*467850*	*94*
Chromium	*500*	*495*	*99*
Cobalt	*500*	*475*	*95*
Copper	*500*	*562*	*112*
Lead	*1000*	*960*	*96*
Lithium	*1000*	*1030*	*103*
Magnesium	*500000*	*509540*	*102*
Manganese	*500*	*502*	*100*
Molybdenum	*1000*	*980*	*98*
Nickel	*1000*	*943*	*94*
Phosphorus	*2000*	*2052*	*103*
Potassium	*50000*	*51677*	*103*
Selenium	*5000*	*5149*	*103*
Silicon	*10000*	*10053*	*101*
Silver	*1000*	*1132*	*113*
Sodium	*50000*	*50950*	*102*
Strontium	*1000*	*949*	*95*
Thallium	*10000*	*8691*	*87*
Tin	*10000*	*9308*	*93*
Titanium	*1000*	*1012*	*101*
Vanadium	*500*	*501*	*100*
Zinc	*1000*	*969*	*97*

Calculations are performed before rounding to avoid round-off errors in calculated results.

FORM IVA-IN

4A-IN
INTERFERENCE CHECK STANDARD
METALS

Lab Name: TestAmerica Denver Job No.: 320-18794-1

SDG No.:

Lab Sample ID: ICSA 280-326681/14 Instrument ID: MT_026

Lab File ID: 26A052316.asc ICS Source: ICP ICSA_00123

Concentration Units: ug/L

Analyte	True Solution A	Found Solution A	Percent Recovery
Iron	**200000**	**189520**	**95**
Aluminum	*500000*	*536730*	*107*
Antimony		*11.8*	
Arsenic		*-10.2*	
Barium		*0.110*	
Beryllium		*0.0800*	
Boron		*-2.90*	
Cadmium		*0.380*	
Calcium	*500000*	*464990*	*93*
Chromium		*0.190*	
Cobalt		*-0.510*	
Copper		*3.40*	
Lead		*-4.69*	
Lithium		*3.10*	
Magnesium	*500000*	*510640*	*102*
Manganese		*-0.270*	
Molybdenum		*-2.15*	
Nickel		*-1.70*	
Phosphorus		*-0.100*	
Potassium		*-38.9*	
Selenium		*6.97*	
Silicon		*13.5*	
Silver		*-0.610*	
Sodium		*18.0*	
Thallium		*1.67*	
Tin		*5.99*	
Titanium		*1.75*	
Zinc		*0.290*	

Calculations are performed before rounding to avoid round-off errors in calculated results.

FORM IVA-IN

4A-IN
INTERFERENCE CHECK STANDARD
METALS

Lab Name: TestAmerica Denver Job No.: 320-18794-1

SDG No.:

Lab Sample ID: ICSAB 280-326681/15 Instrument ID: MT_026

Lab File ID: 26A052316.asc ICS Source: ICP ICSAB_00131

Concentration Units: ug/L

Analyte	True Solution AB	Found Solution AB	Percent Recovery
Iron	**200000**	**184530**	**92**
Aluminum	*500000*	*515660*	*103*
Antimony	*1000*	*1015*	*101*
Arsenic	*2000*	*2036*	*102*
Barium	*500*	*487*	*97*
Beryllium	*500*	*475*	*95*
Boron	*2000*	*1897*	*95*
Cadmium	*1000*	*1042*	*104*
Calcium	*500000*	*453910*	*91*
Chromium	*500*	*476*	*95*
Cobalt	*500*	*455*	*91*
Copper	*500*	*557*	*111*
Lead	*1000*	*926*	*93*
Lithium	*1000*	*1025*	*103*
Magnesium	*500000*	*491560*	*98*
Manganese	*500*	*483*	*97*
Molybdenum	*1000*	*939*	*94*
Nickel	*1000*	*913*	*91*
Phosphorus	*2000*	*1969*	*98*
Potassium	*50000*	*51169*	*102*
Selenium	*5000*	*4979*	*100*
Silicon	*10000*	*9758*	*98*
Silver	*1000*	*1118*	*112*
Sodium	*50000*	*51495*	*103*
Strontium	*1000*	*946*	*95*
Thallium	*10000*	*8263*	*83*
Tin	*10000*	*9007*	*90*
Titanium	*1000*	*988*	*99*
Vanadium	*500*	*490*	*98*
Zinc	*1000*	*918*	*92*

Calculations are performed before rounding to avoid round-off errors in calculated results.

FORM IVA-IN

5A-IN
MATRIX SPIKE SAMPLE RECOVERY
METALS - DISSOLVED

Client ID: OF-INF01-0516 MS
Lab ID: 320-18794-1 MS
Lab Name: TestAmerica Denver
Job No.: 320-18794-1
SDG No.:
Matrix: Water
Concentration Units: ug/L
% Solids:

Analyte	SSR	C	Sample Result (SR)	C	Spike Added (SA)	%R	Control Limit %R	Q	Method
Iron	1150		170		1000	98	87-115		6010C

SSR = Spiked Sample Result

Calculations are performed before rounding to avoid round-off errors in calculated results.

FORM VA - IN

5A-IN
MATRIX SPIKE DUPLICATE SAMPLE RECOVERY
METALS - DISSOLVED

Client ID: OF-INF01-0516 MSD
Lab ID: 320-18794-1 MSD
Lab Name: TestAmerica Denver
Job No.: 320-18794-1
SDG No.:
Matrix: Water
Concentration Units: ug/L
% Solids:

Analyte	(SDR)	C	Spike Added (SA)	%R	Control Limit %R	RPD	RPD Limit	Q	Method
Iron	1160		1000	98	87-115	0	20		6010C

SDR = Sample Duplicate Result

Calculations are performed before rounding to avoid round-off errors in calculated results.

FORM VD - IN

5B-IN
POST DIGESTION SPIKE SAMPLE RECOVERY
METALS - DISSOLVED

Client ID: OF-INF01-0516 PDS Lab ID: 320-18794-1 PDS

Lab Name: TestAmerica Denver Job No.: 320-18794-1

SDG No.:

Matrix: Water Concentration Units: ug/L

Analyte	SSR C		Sample Result (SR) C		Spike Added (SA)	%R	Control Limit %R	Q	Method
Iron	1120		170		1000	95	80-120		6010C

SSR = Spiked Sample Result

Calculations are performed before rounding to avoid round-off errors in calculated results.

FORM VB - IN

7A-IN
LAB CONTROL SAMPLE
METALS

Lab ID: LCS 280-325380/2-A

Lab Name: TestAmerica Denver Job No.: 320-18794-1

Sample Matrix: Water LCS Source: ICP SPK 3A_00113

Analyte	Water(ug/L)							
	True	Found	C	%R	Limits		Q	Method
Iron	1000	992		99	87	115		6010C

Calculations are performed before rounding to avoid round-off errors in calculated results.

FORM VIIA - IN

7A-IN
LAB CONTROL SAMPLE
METALS - DISSOLVED

Lab ID: LCS 280-325709/2-C

Lab Name: TestAmerica Denver Job No.: 320-18794-1

Sample Matrix: Water LCS Source: ICP SPK 3A_00113

Analyte	Water(ug/L)							
	True	Found	C	%R	Limits		Q	Method
Iron	1000	996		100	87	115		6010C

Calculations are performed before rounding to avoid round-off errors in calculated results.

FORM VIIA - IN

8-IN
ICP-AES AND ICP-MS SERIAL DILUTIONS
METALS - DISSOLVED

Lab ID: 320-18794-1

SDG No:

Lab Name: TestAmerica Denver Job No: 320-18794-1

Matrix: Water Concentration Units: ug/L

Analyte	Initial Sample Result (I)	C	Serial Dilution Result (S)	C	% Difference	Q	Method
Iron	170		5810		NC	D	6010C

Calculations are performed before rounding to avoid round-off errors in calculated results.

FORM VIII-IN

9-IN
DETECTION LIMITS
METALS

Lab Name: TestAmerica Denver Job Number: 320-18794-1

SDG Number:

Matrix: Water Instrument ID: MT_025

Method: 6010C DL Date: 02/16/2014 00:00

Prep Method: 3010A

Analyte	Wavelength/ Mass	LOQ (ug/L)	DL (ug/L)
Iron	259.9	100	22

9-IN
CALIBRATION BLANK DETECTION LIMITS
METALS

Lab Name: TestAmerica Denver Job Number: 320-18794-1

SDG Number:

Matrix: Water Instrument ID: MT_025

Method: 6010C XMDL Date: 03/13/2014 10:04

Analyte	Wavelength/ Mass	XRL (ug/L)	XMDL (ug/L)
Iron		100	22

9-IN
DETECTION LIMITS
METALS - DISSOLVED

Lab Name: TestAmerica Denver Job Number: 320-18794-1

SDG Number:

Matrix: Water Instrument ID: MT_026

Method: 6010C DL Date: 02/16/2014 00:00

Prep Method: 3005A

Analyte	Wavelength/ Mass	LOQ (ug/L)	DL (ug/L)
Iron	259.9	100	22

9-IN
CALIBRATION BLANK DETECTION LIMITS
METALS - DISSOLVED

Lab Name: TestAmerica Denver Job Number: 320-18794-1

SDG Number:

Matrix: Water Instrument ID: MT_026

Method: 6010C XMDL Date: 03/13/2014 10:04

Analyte	Wavelength/ Mass	XRL (ug/L)	XMDL (ug/L)
Iron		100	22

10-IN
ICP-AES INTERELEMENT CORRECTION FACTORS
METALS

Lab Name: TestAmerica Denver Job Number: 320-18794-1

SDG No.:

ICP-AES Instrument ID: MT_025 Date: 12/23/2015

Analyte	Wave Length	Ag	Al	As	B	Ba	Be	Bi	Ca	Cd	Co	Cr	Cu	Fe	K
Aluminum	167.079													0.000312	
Aluminum	309.271														
Antimony	206.833		0.000026						-0.000006			0.010642		0.000014	
Arsenic	189.042		-0.000034						0.000004					0.000436	
Barium	455.403														
Beryllium	313.042														
Bismuth	223.061		-0.000012			-0.000360			-0.000016			0.001346		0.000158	
Boron	208.959														
Cadmium	228.802			0.004843		-0.000082					0.000036				
Calcium	317.933										-0.000132				
Chromium	205.552						-0.001150							0.000010	
Cobalt	228.616					0.000052						0.000001			
Copper	324.754													0.000010	
Iron	259.940										0.070287				
Iron	271.441										0.076500				
Lead	220.353		-0.000043					-0.000040	-0.000007		-0.000553		0.000454	0.000007	
Lithium	670.784								0.000013						
Magnesium	279.079													0.000149	
Manganese	257.610		0.000001											0.000009	
Molybdenum	202.030														
Nickel	231.604						-0.000094		-0.000007		-0.000384			0.000005	
Phosphorus	178.284		0.000002												
Potassium	766.490														
Selenium	196.090		-0.000018						-0.000003					0.000005	
Silicon	288.158														
Silver	328.068														
Sodium	589.592														
Sodium	818.326														
Strontium	407.771								0.000031						
Sulfur	182.034		-0.000003						-0.000102						

X-IN

10-IN
ICP-AES INTERELEMENT CORRECTION FACTORS
METALS

Lab Name: TestAmerica Denver Job Number: 320-18794-1

SDG No.:

ICP-AES Instrument ID: MT_025 Date: 12/23/2015

Analyte	Wave Length	Ag	Al	As	B	Ba	Be	Bi	Ca	Cd	Co	Cr	Cu	Fe	K
Thallium	190.856		-0.000001						0.000002		0.001114	0.000274		-0.000024	
Thorium	283.730									-0.000514		-0.000153		0.000769	
Tin	189.989														
Titanium	334.904								0.000005			0.000255			
Uranium	370.152				0.002187				-0.000005			-0.001869		-0.000127	
Vanadium	292.402											-0.002416		0.000017	
Zinc	206.200		0.000002					-0.000075				-0.000468		0.000007	
Zirconium	339.198													-0.000029	

10-IN
ICP-AES INTERELEMENT CORRECTION FACTORS
METALS

Lab Name: TestAmerica Denver Job Number: 320-18794-1

SDG No.:

ICP-AES Instrument ID: MT_025 Date: 12/23/2015

Analyte	Wave Length	Li	Mg	Mn	Mo	Na	Ni	Pb	S	Sb	Se	Si	SiO2	Sn	Sr
Aluminum	309.271		0.001655												
Aluminum	167.079														
Antimony	206.833				-0.021002		-0.000024					0.000031	0.000031	0.000093	
Arsenic	189.042				0.000879										
Barium	455.403														
Beryllium	313.042														
Bismuth	223.061													-0.001095	
Boron	208.959				0.031590										
Cadmium	228.802														
Calcium	317.933														
Chromium	205.552				0.000377		0.000035					0.000000	0.000000		
Cobalt	228.616			-0.000001	-0.000914		0.000125								
Copper	324.754				0.000377										
Iron	259.940		-0.000894												
Iron	271.441		0.000330												
Lead	220.353				-0.001422		0.000027					0.000104	0.000104		
Lithium	670.784		0.000001												
Magnesium	279.079			-0.004762											
Manganese	257.610														
Molybdenum	202.030														
Nickel	231.604				0.000080										
Phosphorus	178.284				-0.001297										
Potassium	766.490														
Selenium	196.090			0.000474											
Silicon	288.158				-0.001696										
Silver	328.068			0.000114	-0.000424										
Sodium	818.326														
Sodium	589.592														
Strontium	407.771														
Sulfur	182.034			-0.002851	-0.003963										

X-IN

10-IN
ICP-AES INTERELEMENT CORRECTION FACTORS
METALS

Lab Name: TestAmerica Denver Job Number: 320-18794-1

SDG No.:

ICP-AES Instrument ID: MT_025 Date: 12/23/2015

Analyte	Wave Length	Li	Mg	Mn	Mo	Na	Ni	Pb	S	Sb	Se	Si	SiO2	Sn	Sr
Thallium	190.856			0.000104											
Thorium	283.730		-0.000008		0.000266		0.000116								
Tin	189.989														
Titanium	334.904		0.000001		0.000700										
Uranium	370.152														
Vanadium	292.402		-0.000023	-0.000132	-0.000271										
Zinc	206.200				0.000123										
Zirconium	339.198				0.000270										

10-IN
ICP-AES INTERELEMENT CORRECTION FACTORS
METALS

Lab Name: TestAmerica Denver Job Number: 320-18794-1

SDG No.:

ICP-AES Instrument ID: MT_025 Date: 12/23/2015

Analyte	Wave Length	Th	Ti	Tl	U	V	Zn	Zr							
Aluminum	167.079														
Aluminum	309.271														
Antimony	206.833		0.000329		-0.001651	0.000070		-0.000720							
Arsenic	189.042														
Barium	455.403							0.000631							
Beryllium	313.042		0			0.000297									
Bismuth	223.061		-		-0.003000										
Boron	208.959														
Cadmium	228.802				-0.000172										
Calcium	317.933	0.000027													
Chromium	205.552	0.002490	0		-0.000210	0.000270		-0.000710							
Cobalt	228.616		0.001848		0.000180										
Copper	324.754	0.003648	-0.000200		-0.000990	-0.000078		-0.006089							
Iron	259.940					-0.209500									
Iron	271.441					-0.209000	-0.033000	-0.033							
Lead	220.353		-0.000058		0.001102			-0.000255							
Lithium	670.784														
Magnesium	279.079	-0.016400	0.000196		-0.002141										
Manganese	257.610	-0.000636			0.000099										
Molybdenum	202.030				-0.000094										
Nickel	231.604														
Phosphorus	178.284				0.000030										
Potassium	766.490														
Selenium	196.090	-0.0000432		-0.000481	-0.000758										
Silicon	288.158														
Silver	328.068	0.001040			000493			005629							
Sodium	589.592														
Sodium	818.326														
Strontium	407.771														
Sulfur	182.034	0.000409				-0.001026									

X-IN

10-IN
ICP-AES INTERELEMENT CORRECTION FACTORS
METALS

Lab Name: TestAmerica Denver Job Number: 320-18794-1

SDG No.:

ICP-AES Instrument ID: MT_025 Date: 12/23/2015

Analyte	Wave Length	Th	Ti	Tl	U	V	Zn	Zr							
Thallium	190.856	-0.000005	0		0.000038	0.000659									
Thorium	283.730				0.022201			0.021074							
Tin	189.989	-0.000081	-0.000188		0.000171										
Titanium	334.904	0.006776			-0.000731										
Uranium	370.152		0.007353												
Vanadium	292.402	0.001165	0.000643		-0.001180										
Zinc	206.200		0												
Zirconium	339.198	0.061600			-0.000206										

10-IN
ICP-AES INTERELEMENT CORRECTION FACTORS
METALS

Lab Name: TestAmerica Denver Job Number: 320-18794-1

SDG No.:

ICP-AES Instrument ID: MT_026 Date: 03/15/2016

Analyte	Wave Length	Ag	Al	As	B	Ba	Be	Bi	Ca	Cd	Co	Cr	Cu	Fe	K
Aluminum	167.079													0.001133	
Aluminum	309.271														
Antimony	206.833											0.004932		0.000033	
Arsenic	189.042													-0.000017	
Barium	455.403														
Beryllium	313.042														
Bismuth	223.061														
Boron	208.959														
Cadmium	228.802			0.008770											
Calcium	317.933														
Chromium	205.552														
Cobalt	228.616														
Copper	324.754														
Iron	259.940														
Iron	271.441										0.063046				
Lead	220.353		-0.000033											0.000014	
Lithium	670.784								0.000005						
Magnesium	279.079														
Manganese	257.610													0.000011	
Molybdenum	202.030														
Nickel	231.604														
Phosphorus	178.284														
Potassium	766.490														
Selenium	196.090													-0.000012	
Silicon	288.158														
Silver	328.068														
Sodium	589.592														
Sodium	818.326														
Strontium	407.771														
Sulfur	182.034								0.000194						

X-IN

10-IN
ICP-AES INTERELEMENT CORRECTION FACTORS
METALS

Lab Name: TestAmerica Denver Job Number: 320-18794-1

SDG No.:

ICP-AES Instrument ID: MT_026 Date: 03/15/2016

Analyte	Wave Length	Ag	Al	As	B	Ba	Be	Bi	Ca	Cd	Co	Cr	Cu	Fe	K
Thallium	190.856										0.004411			-0.000055	
Thorium	283.730													0.000499	
Tin	189.989														
Titanium	334.904														
Uranium	370.152														
Vanadium	292.402											-0.004231			
Zinc	206.200							-0.001337				-0.001093			
Zirconium	339.198													-0.000036	

10-IN
ICP-AES INTERELEMENT CORRECTION FACTORS
METALS

Lab Name: TestAmerica Denver Job Number: 320-18794-1

SDG No.:

ICP-AES Instrument ID: MT_026 Date: 03/15/2016

Analyte	Wave Length	Li	Mg	Mn	Mo	Na	Ni	P	Pb	Sb	Se	Si	SiO2	Sn	Sr
Aluminum	309.271		0.001156												
Aluminum	167.079														
Antimony	206.833				-0.012330										
Arsenic	189.042														
Barium	455.403														
Beryllium	313.042														
Bismuth	223.061														
Boron	208.959				0.019860										
Cadmium	228.802														
Calcium	317.933														
Chromium	205.552														
Cobalt	228.616				-0.000793										
Copper	324.754														
Iron	259.940														
Iron	271.441														
Lead	220.353				-0.001819										
Lithium	670.784														
Magnesium	279.079														
Manganese	257.610														
Molybdenum	202.030														
Nickel	231.604														
Phosphorus	178.284														
Potassium	766.490														
Selenium	196.090														
Silicon	288.158				-0.003743				0.000395						
Silver	328.068														
Sodium	818.326														
Sodium	589.592														
Strontium	407.771														
Sulfur	182.034				-0.003882										

X-IN

10-IN
ICP-AES INTERELEMENT CORRECTION FACTORS
METALS

Lab Name: TestAmerica Denver Job Number: 320-18794-1

SDG No.:

ICP-AES Instrument ID: MT_026 Date: 03/15/2016

Analyte	Wave Length	Li	Mg	Mn	Mo	Na	Ni	P	Pb	Sb	Se	Si	SiO2	Sn	Sr
Thallium	190.856			0.001079	-0.000636									-	
Thorium	283.730														
Tin	189.989														
Titanium	334.904				0.000881										
Uranium	370.152														
Vanadium	292.402														
Zinc	206.200														
Zirconium	339.198														

10-IN
ICP-AES INTERELEMENT CORRECTION FACTORS
METALS

Lab Name: TestAmerica Denver Job Number: 320-18794-1

SDG No.:

ICP-AES Instrument ID: MT_026 Date: 03/15/2016

Analyte	Wave Length	Th	Ti	Tl	U	V	Zn	Zr							
Aluminum	167.079														
Aluminum	309.271					0.006093	0.002941								
Antimony	206.833							-0.000763							
Arsenic	189.042														
Barium	455.403														
Beryllium	313.042		-0.000506												
Bismuth	223.061														
Boron	208.959														
Cadmium	228.802														
Calcium	317.933														
Chromium	205.552														
Cobalt	228.616		0.002359												
Copper	324.754	0.002640				-0.000270									
Iron	259.940														
Iron	271.441					-0.156229		-0.008367							
Lead	220.353				0.000992			-0.000320							
Lithium	670.784														
Magnesium	279.079				-0.039196										
Manganese	257.610														
Molybdenum	202.030														
Nickel	231.604														
Phosphorus	178.284														
Potassium	766.490														
Selenium	196.090				-0.002369										
Silicon	288.158														
Silver	328.068	-0.003868			0.000976			0.003108							
Sodium	589.592														
Sodium	818.326														
Strontium	407.771														
Sulfur	182.034														

X-IN

10-IN
ICP-AES INTERELEMENT CORRECTION FACTORS
METALS

Lab Name: TestAmerica Denver Job Number: 320-18794-1

SDG No.:

ICP-AES Instrument ID: MT_026 Date: 03/15/2016

Analyte	Wave Length	Th	Ti	Tl	U	V	Zn	Zr							
Thallium	190.856		-0.002109			-0.016446									
Thorium	283.730				0.027060										
Tin	189.989														
Titanium	334.904														
Uranium	370.152														
Vanadium	292.402	0.003056													
Zinc	206.200														
Zirconium	339.198	0.070853													

11-IN
LINEAR RANGES
METALS

Lab Name: TestAmerica Denver Job No: 320-18794-1

SDG No.:

Instrument ID: MT_025 Date: 04/11/2016 07:12

Analyte	Integ. Time (Sec.)	Concentration (mg/L)	Method
Iron		1800	6010C

11-IN
LINEAR RANGES
METALS

Lab Name: TestAmerica Denver Job No: 320-18794-1

SDG No.:

Instrument ID: MT_026 Date: 03/22/2016 12:31

Analyte	Integ. Time (Sec.)	Concentration (mg/L)	Method
Iron		450	6010C

12-IN
PREPARATION LOG
METALS

Lab Name: TestAmerica Denver Job No.: 320-18794-1

SDG No.:

Prep Method: 3010A

Lab Sample ID	Preparation Date	Prep Batch	Initial Weight	Initial Volume (mL)	Final Volume (mL)
MB 280-325380/1-A	05/17/2016 08:05	325380		50	50
LCS 280-325380/2-A	05/17/2016 08:05	325380		50	50
320-18794-1	05/17/2016 08:05	325380		50	50

12-IN
PREPARATION LOG
METALS

Lab Name: TestAmerica Denver Job No.: 320-18794-1

SDG No.:

Prep Method: 3005A

Lab Sample ID	Preparation Date	Prep Batch	Initial Weight	Initial Volume (mL)	Final Volume (mL)
MB 280-325709/1-C	05/19/2016 14:45	325989		50	50
LCS 280-325709/2-C	05/19/2016 14:45	325989		50	50
320-18794-1	05/19/2016 14:45	325989		50	50
320-18794-1 MS	05/19/2016 14:45	325989		50	50
320-18794-1 MSD	05/19/2016 14:45	325989		50	50

13-IN
ANALYSIS RUN LOG
METALS

Lab Name: TestAmerica Denver Job No.: 320-18794-1

SDG No.:

Instrument ID: MT_025 Analysis Method: 6010C

Start Date: 05/18/2016 09:51 End Date: 05/18/2016 19:50

Lab Sample Id	D/F	Type	Time	Analytes
				Fe
ICIS 280-326010/1	1		09:51	X
IC 280-326010/2			09:54	X
IC 280-326010/3			09:56	X
ZZZZZZ			09:59	
ZZZZZZ			10:01	
ZZZZZZ			10:04	
ICVH 280-326010/7	1		10:10	X
ZZZZZZ			10:15	
ICV 280-326010/9	1		10:21	X
ICV 280-326010/10	1		10:24	X
ICVL 280-326010/11	1		10:29	X
CCVH 280-326010/12			10:31	
CCV 280-326010/13			10:34	
ZZZZZZ			10:39	
ICB 280-326010/15	1		10:42	X
CRI 280-326010/16			10:44	
CRI 280-326010/17	1		10:51	X
CRI 280-326010/18			11:03	
ICSA 280-326010/19	1		11:08	X
ICSAB 280-326010/20	1		11:11	X
LRA 280-326010/21			11:14	
CCVH 280-326010/22			11:17	
CCV 280-326010/23			11:19	
CCB 280-326010/24			11:22	
CCVL 280-326010/25			11:24	
CCVH 280-326010/26			15:17	
CCV 280-326010/27			15:20	
CCB 280-326010/28			15:23	
CCVL 280-326010/29			15:25	
ZZZZZZ			15:28	
ZZZZZZ			15:30	
ZZZZZZ			15:33	
ZZZZZZ			15:36	
ZZZZZZ			15:39	
ZZZZZZ			15:42	
ZZZZZZ			15:45	
ZZZZZZ			15:48	
CCVH 280-326010/38			15:51	
CCV 280-326010/39			15:53	
CCB 280-326010/40			15:56	
CCVL 280-326010/41			15:58	
ZZZZZZ			16:01	

FORM XIII-IN

13-IN
ANALYSIS RUN LOG
METALS

Lab Name: TestAmerica Denver Job No.: 320-18794-1

SDG No.:

Instrument ID: MT_025 Analysis Method: 6010C

Start Date: 05/18/2016 09:51 End Date: 05/18/2016 19:50

Lab Sample Id	D/F	Type	Time	Analytes
				Fe
ZZZZZZ			16:04	
ZZZZZZ			16:07	
ZZZZZZ			16:09	
ZZZZZZ			16:12	
CCVH 280-326010/47	1		16:15	X
CCV 280-326010/48	1		16:18	X
CCB 280-326010/49	1		16:20	X
CCVL 280-326010/50	1		16:23	X
MB 280-325380/1-A	1	T	16:25	X
LCS 280-325380/2-A	1	T	16:28	X
320-18794-1	1	T	16:30	X
ZZZZZZ			16:33	
ZZZZZZ			16:36	
ZZZZZZ			16:38	
ZZZZZZ			16:41	
ZZZZZZ			16:43	
ZZZZZZ			16:46	
CCVH 280-326010/60	1		16:49	X
CCV 280-326010/61	1		16:52	X
CCB 280-326010/62	1		16:54	X
CCVL 280-326010/63	1		16:57	X
ZZZZZZ			16:59	
ZZZZZZ			17:02	
ZZZZZZ			17:05	
ZZZZZZ			17:07	
ZZZZZZ			17:09	
CCVH 280-326010/69	1		17:12	X
CCV 280-326010/70	1		17:15	X
CCB 280-326010/71	1		17:17	X
CCVL 280-326010/72	1		17:20	X
ZZZZZZ			17:22	
ZZZZZZ			17:25	
ZZZZZZ			17:27	
ZZZZZZ			17:30	
ZZZZZZ			17:33	
ZZZZZZ			17:36	
ZZZZZZ			17:39	
ZZZZZZ			17:41	
ZZZZZZ			17:45	
CCVH 280-326010/82			17:48	
CCV 280-326010/83			17:50	
CCB 280-326010/84			17:53	

FORM XIII-IN

13-IN
ANALYSIS RUN LOG
METALS

Lab Name: TestAmerica Denver Job No.: 320-18794-1

SDG No.:

Instrument ID: MT_025 Analysis Method: 6010C

Start Date: 05/18/2016 09:51 End Date: 05/18/2016 19:50

Lab Sample Id	D/F	Type	Time	Analytes																								
				Fe																								
CCVL 280-326010/85			17:55																									
ZZZZZZ			17:58																									
ZZZZZZ			18:00																									
ZZZZZZ			18:03																									
ZZZZZZ			18:05																									
ZZZZZZ			18:08																									
ZZZZZZ			18:11																									
ZZZZZZ			18:13																									
ZZZZZZ			18:16																									
ZZZZZZ			18:18																									
ZZZZZZ			18:21																									
CCVH 280-326010/96			18:23																									
CCV 280-326010/97			18:26																									
CCB 280-326010/98			18:29																									
CCVL 280-326010/99			18:31																									
ZZZZZZ			18:34																									
ZZZZZZ			18:36																									
ZZZZZZ			18:39																									
ZZZZZZ			18:42																									
ZZZZZZ			18:44																									
ZZZZZZ			18:47																									
ZZZZZZ			18:49																									
CCVH 280-326010/107			18:52																									
CCV 280-326010/108			18:55																									
CCB 280-326010/109			18:57																									
CCVL 280-326010/110			19:00																									
ZZZZZZ			19:02																									
ZZZZZZ			19:05																									
ZZZZZZ			19:07																									
ZZZZZZ			19:10																									
ZZZZZZ			19:13																									
CCVH 280-326010/116			19:15																									
CCV 280-326010/117			19:18																									
CCB 280-326010/118			19:20																									
CCVL 280-326010/119			19:23																									
ZZZZZZ			19:25																									
ZZZZZZ			19:28																									
ZZZZZZ			19:30																									
ZZZZZZ			19:33																									
ZZZZZZ			19:35																									
ZZZZZZ			19:38																									
ZZZZZZ			19:40																									

FORM XIII-IN

13-IN
ANALYSIS RUN LOG
METALS

Lab Name: TestAmerica Denver Job No.: 320-18794-1

SDG No.:

Instrument ID: MT_025 Analysis Method: 6010C

Start Date: 05/18/2016 09:51 End Date: 05/18/2016 19:50

Lab Sample Id	D/F	Type	Time	Analytes																								
				Fe																								
CCVH 280-326010/127			19:43																									
CCV 280-326010/128			19:45																									
CCB 280-326010/129			19:48																									
CCVL 280-326010/130			19:50																									

Prep Types:
T = Total/NA

FORM XIII-IN

13-IN
ANALYSIS RUN LOG
METALS

Lab Name: TestAmerica Denver Job No.: 320-18794-1

SDG No.:

Instrument ID: MT_026 Analysis Method: 6010C

Start Date: 05/20/2016 14:23 End Date: 05/20/2016 23:06

Lab Sample Id	D/F	Type	Time	Analytes																								
				Fe																								
ICIS 280-326363/1	1		14:23	X																								
IC 280-326363/2			14:26	X																								
IC 280-326363/3			14:28	X																								
ZZZZZZ			14:31																									
ZZZZZZ			14:33																									
ICVH 280-326363/6	1		14:37	X																								
ICV 280-326363/7	1		14:41	X																								
ICVL 280-326363/8	1		14:45	X																								
CCVH 280-326363/9			14:56																									
CCV 280-326363/10			14:59																									
ICB 280-326363/11	1		15:02	X																								
CRI 280-326363/12	1		15:05	X																								
ICSA 280-326363/13	1		15:08	X																								
ICSAB 280-326363/14	1		15:13	X																								
LRA 280-326363/15			15:18																									
CCVH 280-326363/16			15:22																									
CCV 280-326363/17			15:25																									
CCB 280-326363/18			15:28																									
CCVL 280-326363/19			15:30																									
CCVH 280-326363/20			19:22																									
CCV 280-326363/21			19:25																									
CCB 280-326363/22			19:27																									
CCVL 280-326363/23			19:30																									
ZZZZZZ			19:33																									
ZZZZZZ			19:36																									
ZZZZZZ			19:38																									
ZZZZZZ			19:41																									
ZZZZZZ			19:44																									
ZZZZZZ			19:47																									
ZZZZZZ			19:49																									
ZZZZZZ			19:52																									
ZZZZZZ			19:55																									
ZZZZZZ			19:57																									
CCVH 280-326363/34			20:00																									
CCV 280-326363/35			20:03																									
CCB 280-326363/36			20:06																									
CCVL 280-326363/37			20:08																									
ZZZZZZ			20:11																									
ZZZZZZ			20:14																									
ZZZZZZ			20:17																									
ZZZZZZ			20:19																									
ZZZZZZ			20:22																									

FORM XIII-IN

13-IN
ANALYSIS RUN LOG
METALS

Lab Name: TestAmerica Denver Job No.: 320-18794-1

SDG No.:

Instrument ID: MT_026 Analysis Method: 6010C

Start Date: 05/20/2016 14:23 End Date: 05/20/2016 23:06

Lab Sample Id	D/F	Type	Time	Analytes
				Fe
ZZZZZZ			20:25	
ZZZZZZ			20:28	
ZZZZZZ			20:31	
ZZZZZZ			20:33	
CCVH 280-326363/47			20:36	
CCV 280-326363/48			20:39	
CCB 280-326363/49			20:42	
CCVL 280-326363/50			20:44	
ZZZZZZ			20:47	
ZZZZZZ			20:50	
ZZZZZZ			20:53	
ZZZZZZ			20:56	
ZZZZZZ			20:58	
ZZZZZZ			21:01	
ZZZZZZ			21:04	
CCVH 280-326363/58			21:07	
CCV 280-326363/59			21:10	
CCB 280-326363/60			21:12	
CCVL 280-326363/61			21:15	
ZZZZZZ			21:18	
ZZZZZZ			21:21	
ZZZZZZ			21:23	
ZZZZZZ			21:27	
ZZZZZZ			21:29	
ZZZZZZ			21:32	
ZZZZZZ			21:35	
ZZZZZZ			21:37	
ZZZZZZ			21:40	
ZZZZZZ			21:43	
CCVH 280-326363/72			21:46	
CCV 280-326363/73			21:49	
CCB 280-326363/74			21:51	
CCVL 280-326363/75			21:54	
ZZZZZZ			21:57	
ZZZZZZ			22:00	
ZZZZZZ			22:02	
ZZZZZZ			22:06	
ZZZZZZ			22:08	
ZZZZZZ			22:12	
ZZZZZZ			22:15	
ZZZZZZ			22:18	
ZZZZZZ			22:20	

FORM XIII-IN

13-IN
ANALYSIS RUN LOG
METALS

Lab Name: TestAmerica Denver Job No.: 320-18794-1

SDG No.:

Instrument ID: MT_026 Analysis Method: 6010C

Start Date: 05/20/2016 14:23 End Date: 05/20/2016 23:06

Lab Sample Id	D/F	Type	Time	Analytes																								
				Fe																								
CCVH 280-326363/85	1		22:23	X																								
CCV 280-326363/86	1		22:26	X																								
CCB 280-326363/87	1		22:28	X																								
CCVL 280-326363/88	1		22:31	X																								
MB 280-325709/1-C	1	D	22:34	X																								
LCS 280-325709/2-C	1	D	22:36	X																								
ZZZZZZ			22:39																									
ZZZZZZ			22:42																									
320-18794-1	1	D	22:44	X																								
320-18794-1 SD	5	D	22:47	X																								
320-18794-1 MS	1	D	22:50	X																								
320-18794-1 MSD	1	D	22:52	X																								
ZZZZZZ			22:55																									
CCVH 280-326363/98	1		22:57	X																								
CCV 280-326363/99	1		23:00	X																								
CCB 280-326363/100	1		23:03	X																								
CCVL 280-326363/101	1		23:06	X																								

Prep Types:
D = Dissolved

13-IN
ANALYSIS RUN LOG
METALS

Lab Name: TestAmerica Denver Job No.: 320-18794-1

SDG No.:

Instrument ID: MT_026 Analysis Method: 6010C

Start Date: 05/23/2016 11:36 End Date: 05/23/2016 17:56

Lab Sample Id	D/F	Type	Time	Analytes																								
				Fe																								
ICIS 280-326681/1	1		11:36	X																								
IC 280-326681/2	1		11:39	X																								
IC 280-326681/3	1		11:41	X																								
ZZZZZZ			11:44																									
ZZZZZZ			11:47																									
ICVH 280-326681/6	1		11:50	X																								
ICV 280-326681/7	1		11:53	X																								
ICVL 280-326681/8	1		11:55	X																								
ICVL 280-326681/9	1		12:01	X																								
CCVH 280-326681/10	1		12:11	X																								
CCV 280-326681/11	1		12:13	X																								
ICB 280-326681/12	1		12:16	X																								
CRI 280-326681/13	1		12:19	X																								
ICSA 280-326681/14	1		12:27	X																								
ICSAB 280-326681/15	1		12:31	X																								
LRA 280-326681/16			12:35																									
CRI 280-326681/17			12:49																									
CRI 280-326681/18			13:03																									
CRI 280-326681/19			13:18																									
CCVH 280-326681/20	1		13:34	X																								
CCV 280-326681/21	1		13:37	X																								
CCB 280-326681/22	1		13:40	X																								
CCVL 280-326681/23	1		13:43	X																								
ZZZZZZ			13:46																									
ZZZZZZ			13:49																									
ZZZZZZ			13:52																									
ZZZZZZ			13:57																									
ZZZZZZ			14:00																									
ZZZZZZ			14:06																									
ZZZZZZ			14:09																									
320-18794-1 PDS	1	D	14:12	X																								
CCVH 280-326681/32	1		14:15	X																								
CCV 280-326681/33	1		14:18	X																								
CCB 280-326681/34	1		14:20	X																								
CCVL 280-326681/35	1		14:23	X																								
ZZZZZZ			14:26																									
ZZZZZZ			14:29																									
ZZZZZZ			14:31																									
ZZZZZZ			14:34																									
ZZZZZZ			14:37																									
ZZZZZZ			14:39																									
ZZZZZZ			14:42																									

FORM XIII-IN

13-IN
ANALYSIS RUN LOG
METALS

Lab Name: TestAmerica Denver Job No.: 320-18794-1

SDG No.:

Instrument ID: MT_026 Analysis Method: 6010C

Start Date: 05/23/2016 11:36 End Date: 05/23/2016 17:56

Lab Sample Id	D/F	Type	Time	Analytes																								
				Fe																								
CCVH 280-326681/43			14:44																									
CCV 280-326681/44			14:47																									
CCB 280-326681/45			14:50																									
CCVL 280-326681/46			14:52																									
ZZZZZZ			14:55																									
ZZZZZZ			14:58																									
ZZZZZZ			15:01																									
ZZZZZZ			15:03																									
ZZZZZZ			15:06																									
ZZZZZZ			15:09																									
ZZZZZZ			15:11																									
ZZZZZZ			15:14																									
CCVH 280-326681/55			15:17																									
CCV 280-326681/56			15:20																									
CCB 280-326681/57			15:22																									
CCVL 280-326681/58			15:25																									
ZZZZZZ			15:28																									
ZZZZZZ			15:30																									
ZZZZZZ			15:33																									
ZZZZZZ			15:36																									
ZZZZZZ			15:39																									
ZZZZZZ			15:41																									
ZZZZZZ			15:44																									
ZZZZZZ			15:47																									
CCVH 280-326681/67			15:49																									
CCV 280-326681/68			15:52																									
CCB 280-326681/69			15:55																									
CCVL 280-326681/70			15:57																									
ZZZZZZ			16:00																									
ZZZZZZ			16:03																									
ZZZZZZ			16:05																									
ZZZZZZ			16:08																									
ZZZZZZ			16:11																									
ZZZZZZ			16:13																									
ZZZZZZ			16:16																									
CCVH 280-326681/78			16:19																									
CCV 280-326681/79			16:21																									
CCB 280-326681/80			16:24																									
CCVL 280-326681/81			16:27																									
ZZZZZZ			16:30																									
ZZZZZZ			16:32																									
ZZZZZZ			16:35																									

FORM XIII-IN

13-IN
ANALYSIS RUN LOG
METALS

Lab Name: TestAmerica Denver Job No.: 320-18794-1

SDG No.:

Instrument ID: MT_026 Analysis Method: 6010C

Start Date: 05/23/2016 11:36 End Date: 05/23/2016 17:56

Lab Sample Id	D/F	Type	Time	Analytes																								
				Fe																								
ZZZZZZ			16:38																									
ZZZZZZ			16:41																									
CCVH 280-326681/87			16:43																									
CCV 280-326681/88			16:46																									
CCB 280-326681/89			16:49																									
CCVL 280-326681/90			16:52																									
ZZZZZZ			16:54																									
ZZZZZZ			16:57																									
ZZZZZZ			17:00																									
ZZZZZZ			17:02																									
ZZZZZZ			17:06																									
ZZZZZZ			17:08																									
ZZZZZZ			17:12																									
ZZZZZZ			17:15																									
CCVH 280-326681/99			17:18																									
CCV 280-326681/100			17:21																									
CCB 280-326681/101			17:23																									
CCVL 280-326681/102			17:26																									
ZZZZZZ			17:29																									
ZZZZZZ			17:32																									
ZZZZZZ			17:34																									
ZZZZZZ			17:37																									
ZZZZZZ			17:40																									
ZZZZZZ			17:42																									
ZZZZZZ			17:45																									
CCVH 280-326681/110			17:48																									
CCV 280-326681/111			17:51																									
CCB 280-326681/112			17:53																									
CCVL 280-326681/113			17:56																									

Prep Types:
D = Dissolved

Sample Name: ICIS Acquired: 5/18/2016 9:51:22 Type: Cal
Method: 6500_025(v6) Mode: IR Corr. Factor: 1.000000
User: CRHOADES Prep Date: Custom ID2: Custom ID3:
Comment:

Elem	Ag3280	Al1670	Al3092	As1890	B_2089	Ba4554	Be3130	Bi2230	Ca3179	Cd2288	Co2286	Cr2055
Units	Cts/S	Cts/S	Cts/S	Cts/S	Cts/S	Cts/S	Cts/S	Cts/S	Cts/S	Cts/S	Cts/S	Cts/S
Avg	**-.00291**	**.00094**	**-.00363**	**-.00006**	**.00130**	**.02094**	**-.00370**	**-.00021**	**.01039**	**-.00037**	**.00002**	**.00051**
Stddev	.00011	.00014	.00157	.00007	.00027	.00154	.00080	.00036	.00005	.00033	.00032	.00046
%RSD	3.6229	14.882	43.308	122.59	20.517	7.3702	21.593	170.77	.45849	90.541	2065.2	90.421
#1	-.00298	.00084	-.00252	-.00011	.00111	.01985	-.00314	.00004	.01036	-.00013	.00024	.00018
#2	-.00283	.00104	-.00475	-.00001	.00149	.02204	-.00427	-.00047	.01043	-.00060	-.00021	.00084

Elem	Cu3247	Fe2599	Fe2714	K_7664	Li6707	Mg2790	Mn2576	Mo2020	Na5895	Na8183	Ni2316	P_1782
Units	Cts/S	Cts/S	Cts/S	Cts/S	Cts/S	Cts/S	Cts/S	Cts/S	Cts/S	Cts/S	Cts/S	Cts/S
Avg	**.00480**	**.00059**	**-.00028**	**.01988**	**.00144**	**.00100**	**.00054**	**.00097**	**.00326**	**-.03728**	**.00007**	**.00029**
Stddev	.00035	.00060	.00020	.00278	.00351	.00029	.00003	.00027	.00155	.00103	.00012	.00011
%RSD	7.3449	102.61	71.089	13.995	243.28	28.580	5.1522	27.671	47.700	2.7609	168.58	37.847
#1	.00505	.00016	-.00042	.02184	.00392	.00120	.00056	.00078	.00436	-.03801	-.00001	.00037
#2	.00455	.00102	-.00014	.01791	-.00104	.00080	.00052	.00115	.00216	-.03656	.00015	.00022

Elem	Pb2203	S_1820	Sb2068	Se1960	Si2881	SiO2	Sn1899	Sr4077	Th2837	Ti3349	Tl1908	U_3701
Units	Cts/S	Cts/S	Cts/S	Cts/S	Cts/S	Cts/S	Cts/S	Cts/S	Cts/S	Cts/S	Cts/S	Cts/S
Avg	**.00142**	**.00070**	**-.00028**	**-.00006**	**.00032**	**.00032**	**.00029**	**-.02001**	**-.00037**	**-.00029**	**.00011**	**.00115**
Stddev	.00041	.00001	.00033	.00019	.00021	.00021	.00015	.00077	.00007	.00014	.00017	.00005
%RSD	28.849	.87053	116.27	287.30	65.497	65.497	51.762	3.8678	19.842	48.640	158.97	4.1148
#1	.00113	.00070	-.00051	.00007	.00047	.00047	.00018	-.02056	-.00032	-.00019	-.00001	.00112
#2	.00171	.00070	-.00005	-.00020	.00017	.00017	.00040	-.01946	-.00042	-.00039	.00023	.00118

Elem	V_2924	Zn2062	Zr3391
Units	Cts/S	Cts/S	Cts/S
Avg	**-.00076**	**.00003**	**-.00316**
Stddev	.00025	.00001	.00039
%RSD	32.808	32.571	12.208
#1	-.00094	.00003	-.00343
#2	-.00059	.00002	-.00289

Int. Std.	Y_2243	Y_3600	Y_3774
Units	Cts/S	Cts/S	Cts/S
Avg	**2610.9**	**40602.**	**2039.5**
Stddev	2.3	1780.	10.3
%RSD	.08973	4.3836	.50569
#1	2609.3	39344.	2032.2
#2	2612.6	41861.	2046.8

Sample Name: ICAL1 Acquired: 5/18/2016 9:54:07 Type: Cal
Method: 6500_025(v6) Mode: IR Corr. Factor: 1.000000
User: CRHOADES Prep Date: Custom ID2: Custom ID3:
Comment:

Elem	Ag3280	Al1670	As1890	B_2089	Ba4554	Be3130	Ca3179	Cd2288	Co2286	Cr2055	Cu3247	Fe2599	K_7664
Units	Cts/S	Cts/S	Cts/S	Cts/S	Cts/S	Cts/S	Cts/S	Cts/S	Cts/S	Cts/S	Cts/S	Cts/S	Cts/S
Avg	**.25632**	**.18087**	**.07046**	**.28019**	**5.6449**	**4.6164**	**1.3678**	**1.8184**	**1.0817**	**.92943**	**.34823**	**.52153**	**4.3828**
Stddev	.00011	.00026	.00032	.00011	.0512	.0192	.0101	.0066	.0128	.00346	.00050	.00524	.0270
%RSD	.04317	.14613	.45438	.04097	.90746	.41607	.74169	.36205	1.1856	.37225	.14330	1.0047	.61551
#1	.25640	.18069	.07023	.28010	5.6087	4.6028	1.3606	1.8138	1.0727	.92698	.34858	.51782	4.3637
#2	.25624	.18106	.07068	.28027	5.6812	4.6300	1.3750	1.8231	1.0908	.93188	.34788	.52523	4.4018

Elem	Li6707	Mg2790	Mn2576	Mo2020	Na5895	Ni2316	P_1782	Pb2203	Sb2068	Se1960	Si2881	SiO2	Sn1899
Units	Cts/S	Cts/S	Cts/S	Cts/S	Cts/S	Cts/S	Cts/S	Cts/S	Cts/S	Cts/S	Cts/S	Cts/S	Cts/S
Avg	**2.1629**	**1.0795**	**1.4071**	**.47546**	**1.7206**	**.83090**	**.11039**	**.52815**	**.16959**	**.05994**	**.22824**	**.22824**	**.19978**
Stddev	.0157	.0013	.0007	.00097	.0116	.00415	.00092	.00354	.00030	.00009	.00167	.00167	.00086
%RSD	.72720	.11882	.05235	.20481	.67615	.49902	.83454	.66964	.17609	.15028	.73048	.73048	.43205
#1	2.1518	1.0804	1.4076	.47477	1.7123	.82797	.10974	.52565	.16937	.06000	.22706	.22706	.19917
#2	2.1741	1.0786	1.4065	.47615	1.7288	.83383	.11104	.53065	.16980	.05987	.22942	.22942	.20039

Elem	Sr4077	Ti3349	Tl1908	V_2924	Zn2062	Zr3391
Units	Cts/S	Cts/S	Cts/S	Cts/S	Cts/S	Cts/S
Avg	**9.7053**	**.31679**	**.15172**	**.22242**	**.03074**	**.30783**
Stddev	.0580	.00011	.00025	.00024	.00011	.00342
%RSD	.59753	.03396	.16500	.10668	.35733	1.1124
#1	9.6643	.31671	.15154	.22259	.03066	.30540
#2	9.7463	.31686	.15189	.22226	.03082	.31025

Int. Std.	Y_2243	Y_3600	Y_3774
Units	Cts/S	Cts/S	Cts/S
Avg	**2580.2**	**39162.**	**2095.8**
Stddev	1.7	28.	24.4
%RSD	.06591	.07269	1.1644
#1	2579.0	39141.	2113.0
#2	2581.4	39182.	2078.5

Sample Name: ICAL2 Acquired: 5/18/2016 9:56:41 Type: Cal
Method: 6500_025(v6) Mode: IR Corr. Factor: 1.000000
User: CRHOADES Prep Date: Custom ID2: Custom ID3:
Comment:

Elem	Al3092	Bi2230	Fe2714	Na8183	S_1820	Th2837	U_3701
Units	Cts/S	Cts/S	Cts/S	Cts/S	Cts/S	Cts/S	Cts/S
Avg	**3.5446**	**.22058**	**.51663**	**2.4541**	**.27834**	**.51069**	**.11481**
Stddev	.0763	.00164	.00376	.0613	.00201	.00082	.00035
%RSD	2.1531	.74311	.72725	2.4988	.72209	.16064	.30248
#1	3.5985	.21942	.51928	2.4974	.27691	.51011	.11506
#2	3.4906	.22174	.51397	2.4107	.27976	.51127	.11456

Int. Std.	Y_2243	Y_3600	Y_3774
Units	Cts/S	Cts/S	Cts/S
Avg	**2635.2**	**39657.**	**2201.9**
Stddev	21.9	190.	42.8
%RSD	.83048	.48030	1.9428
#1	2650.7	39523.	2171.7
#2	2619.7	39792.	2232.2

Sample Name: s1-3894250 Acquired: 5/18/2016 9:59:18 Type: QC
Method: 6500_025(v6) Mode: CONC Corr. Factor: 1.000000
User: CRHOADES Prep Date: Custom ID2: Custom ID3:
Comment:

Elem	Ag3280	Al1670	As1890	B_2089	Ba4554	Be3130	Bi2230	Ca3179	Cd2288	Co2286	Cr2055	Cu3247	Fe2599
Units	ppm	ppm	ppm	ppm	ppm	ppm	ppm	ppm	ppm	ppm	ppm	ppm	ppm
Avg	**1.0043**	**1.0170**	**2.0079**	**.99500**	**.99089**	**.98484**	**.00164**	**10.000**	**1.0037**	**.99869**	**.99402**	**1.0072**	**5.0055**
Stddev	.0021	.0042	.0059	.00011	.01419	.00981	.00141	.003	.0000	.00099	.00174	.0011	.0159
%RSD	.20705	.41376	.29119	.01095	1.4318	.99571	86.005	.02946	.00100	.09961	.17497	.10917	.31853
#1	1.0058	1.0140	2.0120	.99508	.98085	.97790	.00064	9.9980	1.0037	.99940	.99525	1.0080	4.9942
#2	1.0029	1.0200	2.0037	.99493	1.0009	.99177	.00264	10.002	1.0037	.99799	.99279	1.0064	5.0168
Check ?	Chk Pass	Chk Pass	Chk Pass	Chk Pass	Chk Pass	Chk Pass	None	Chk Pass	Chk Pass	Chk Pass	Chk Pass	Chk Pass	Chk Pass
Value													
Range													

Elem	K_7664	Li6707	Mg2790	Mn2576	Mo2020	Na5895	Na8183	Ni2316	P_1782	Pb2203	S_1820	Sb2068	Se1960
Units	ppm	ppm	ppm	ppm	ppm	ppm	ppm	ppm	ppm	ppm	ppm	ppm	ppm
Avg	**98.858**	**1.9985**	**40.089**	**1.0009**	**.99467**	**10.125**	**11.805**	**.99165**	**1.9914**	**1.9931**	**.00139**	**1.9890**	**1.9919**
Stddev	1.275	.0011	.076	.0000	.00491	.039	1.355	.00027	.0020	.0061	.00508	.0166	.0012
%RSD	1.2894	.05591	.19059	.00409	.49336	.38410	11.476	.02713	.10095	.30730	364.52	.83541	.05922
#1	97.956	1.9993	40.035	1.0009	.99814	10.152	12.763	.99184	1.9929	1.9975	-.00220	2.0007	1.9911
#2	99.759	1.9977	40.143	1.0009	.99120	10.097	10.847	.99146	1.9900	1.9888	.00498	1.9772	1.9928
Check ?	Chk Pass	Chk Pass	Chk Pass	Chk Pass	Chk Pass	Chk Pass	None	Chk Pass	Chk Pass	Chk Pass	None	Chk Pass	Chk Pass
Value													
Range													

Elem	Si2881	SiO2	Sn1899	Sr4077	Th2837	Ti3349	Tl1908	U_3701	V_2924	Zn2062	Zr3391
Units	ppm	ppm	ppm	ppm	ppm	ppm	ppm	ppm	ppm	ppm	ppm
Avg	**9.9049**	**21.197**	**1.9870**	**.99211**	**-.00441**	**1.0015**	**1.9926**	**.05598**	**1.0026**	**1.0068**	**1.0031**
Stddev	.0716	.153	.0025	.01129	.00167	.0022	.0230	.00952	.0001	.0042	.0069
%RSD	.72311	.72311	.12614	1.1376	37.803	.21954	1.1531	16.999	.01131	.41676	.68764
#1	9.8543	21.088	1.9888	.98413	-.00559	.99995	2.0088	.06271	1.0027	1.0038	1.0080
#2	9.9556	21.305	1.9853	1.0001	-.00323	1.0031	1.9763	.04925	1.0026	1.0097	.99823
Check ?	Chk Pass	Chk Pass	Chk Pass	Chk Pass	None	Chk Pass	Chk Pass	None	Chk Pass	Chk Pass	Chk Pass
Value											
Range											

Int. Std.	Y_2243	Y_3600	Y_3774
Units	Cts/S	Cts/S	Cts/S
Avg	**2604.7**	**39824.**	**2185.9**
Stddev	8.1	231.	51.1
%RSD	.30962	.58045	2.3366
#1	2610.4	39988.	2222.0
#2	2599.0	39661.	2149.8

Sample Name: s2-3894252 Acquired: 5/18/2016 10:01:45 Type: QC
Method: 6500_025(v6) Mode: CONC Corr. Factor: 1.000000
User: CRHOADES Prep Date: Custom ID2: Custom ID3:
Comment:

Elem	Ag3280	Al3092	As1890	B_2089	Ba4554	Be3130	Bi2230	Ca3179	Cd2288	Co2286	Cr2055	Cu3247	Fe2714
Units	ppm	ppm	ppm	ppm	ppm	ppm	ppm	ppm	ppm	ppm	ppm	ppm	ppm
Avg	**-.00039**	**101.91**	**-.00774**	**.00783**	**.00025**	**.00134**	**1.9767**	**.04198**	**-.00039**	**-.00128**	**.00125**	**.00519**	**100.07**
Stddev	.00144	.52	.01005	.00114	.00040	.00032	.0004	.00125	.00050	.00017	.00011	.00032	.16
%RSD	366.06	.50908	129.91	14.556	158.90	24.320	.02044	2.9882	128.20	13.553	8.5751	6.1662	.16013
#1	.00062	101.54	-.00063	.00864	-.00003	.00156	1.9764	.04109	-.00074	-.00141	.00118	.00496	100.19
#2	-.00141	102.28	-.01484	.00703	.00054	.00111	1.9770	.04287	-.00004	-.00116	.00133	.00541	99.960
Check ?	None	Chk Pass	None	None	None	None	Chk Pass	None	None	None	None	None	Chk Pass
Value													
Range													

Elem	K_7664	Li6707	Mg2790	Mn2576	Mo2020	Na8183	Ni2316	P_1782	Pb2203	S_1820	Sb2068	Se1960	Si2881
Units	ppm	ppm	ppm	ppm	ppm	ppm	ppm	ppm	ppm	ppm	ppm	ppm	ppm
Avg	**.19871**	**-.00006**	**.05075**	**.00070**	**.00326**	**507.16**	**.00336**	**.01199**	**-.00167**	**9.9482**	**-.00800**	**.01602**	**.00202**
Stddev	.04432	.00245	.00421	.00001	.00114	1.45	.00010	.00159	.00086	.0422	.00143	.00763	.00983
%RSD	22.304	4090.8	8.2932	1.7589	34.950	.28584	3.0581	13.301	51.658	.42420	17.835	47.630	486.51
#1	.16737	.00168	.04777	.00071	.00246	506.14	.00329	.01311	-.00228	9.9780	-.00901	.02142	.00897
#2	.23005	-.00180	.05372	.00069	.00407	508.19	.00344	.01086	-.00106	9.9184	-.00699	.01063	-.00493
Check ?	None	None	None	None	None	Chk Pass	None	None	None	Chk Pass	None	None	None
Value													
Range													

Elem	SiO2	Sn1899	Sr4077	Th2837	Ti3349	Tl1908	U_3701	V_2924	Zn2062	Zr3391
Units	ppm	ppm	ppm	ppm	ppm	ppm	ppm	ppm	ppm	ppm
Avg	**.00432**	**.00423**	**.00101**	**9.8697**	**.00115**	**.00405**	**19.922**	**.01553**	**.00729**	**.12334**
Stddev	.02104	.00101	.00020	.0190	.00079	.00502	.036	.00073	.00158	.00329
%RSD	486.51	23.833	19.827	.19228	68.469	124.09	.18319	4.7158	21.620	2.6654
#1	.01920	.00494	.00087	9.8831	.00060	.00050	19.948	.01501	.00618	.12566
#2	-.01055	.00352	.00115	9.8562	.00171	.00759	19.897	.01605	.00841	.12102
Check ?	None	None	None	Chk Pass	None	None	Chk Pass	None	None	None
Value										
Range										

Int. Std.	Y_2243	Y_3600	Y_3774
Units	Cts/S	Cts/S	Cts/S
Avg	**2598.0**	**39485.**	**2191.9**
Stddev	4.9	42.	4.7
%RSD	.18908	.10684	.21346
#1	2594.5	39515.	2195.2
#2	2601.4	39455.	2188.6

Sample Name: ICVH-3897651 Acquired: 5/18/2016 10:04:43 Type: QC
Method: 6500_025(v6) Mode: CONC Corr. Factor: 1.000000
User: CRHOADES Prep Date: Custom ID2: Custom ID3:
Comment:

Elem	Ag3280	Al3092	As1890	B_2089	Ba4554	Be3130	Bi2230	Ca3179	Cd2288	Co2286	Cr2055
Units	ppm	ppm	ppm	ppm	ppm	ppm	ppm	ppm	ppm	ppm	ppm
Avg	**-.00138**	W **42.709**	**-.00665**	**.00231**	**-.00019**	**.00012**	**.52107**	**-.00799**	**-.00049**	**.00016**	**.00076**
Stddev	.00139	.282	.00294	.00069	.00023	.00017	.00379	.00415	.00000	.00009	.00060
%RSD	100.24	.66093	44.276	29.892	120.68	139.18	.72674	51.892	1.0033	56.971	78.844
#1	-.00236	42.908	-.00873	.00182	-.00003	.00000	.52375	-.01093	-.00048	.00022	.00033
#2	-.00040	42.509	-.00457	.00280	-.00036	.00024	.51839	-.00506	-.00049	.00010	.00118
Check ?	None	Chk Warn	None	None	None	None	Chk Pass	None	None	None	None
Value		40.000									
Range		5.4900%									

Elem	Cu3247	Fe2714	K_7664	Li6707	Mg2790	Mn2576	Mo2020	Na8183	Ni2316	P_1782	Pb2203
Units	ppm	ppm	ppm	ppm	ppm	ppm	ppm	ppm	ppm	ppm	ppm
Avg	**.00107**	**82.344**	**.08924**	**.00193**	**.01010**	**-.00003**	**-.00029**	W **43.176**	**.00189**	**.00282**	**-.00269**
Stddev	.00029	.464	.03067	.00316	.00465	.00003	.00059	.542	.00051	.00256	.00151
%RSD	27.494	.56396	34.369	163.59	46.034	112.03	204.51	1.2554	26.740	90.706	56.064
#1	.00086	82.672	.11093	.00417	.00682	-.00001	-.00070	43.559	.00225	.00101	-.00162
#2	.00128	82.015	.06755	-.00030	.01339	-.00005	.00013	42.793	.00153	.00464	-.00375
Check ?	None	Chk Pass	None	None	None	None	None	Chk Warn	None	None	None
Value								40.000			
Range								5.4900%			

Elem	S_1820	Sb2068	Se1960	Si2881	SiO2	Sn1899	Sr4077	Th2837	Ti3349	Tl1908	U_3701
Units	ppm	ppm	ppm	ppm	ppm	ppm	ppm	ppm	ppm	ppm	ppm
Avg	**3.8687**	**-.00113**	**.00930**	**.02392**	**.05119**	**-.00151**	**.00000**	**3.0289**	**.00059**	**-.00421**	**5.2159**
Stddev	.0129	.01129	.00308	.03949	.08451	.00217	.0001	.0120	.00059	.00032	.0152
%RSD	.33244	1000.4	33.091	165.09	165.09	143.71	3125.1	.39697	99.855	7.6251	.29106
#1	3.8778	-.00911	.00712	-.00400	-.00857	.00002	.00009	3.0374	.00100	-.00444	5.2051
#2	3.8597	.00685	.01148	.05185	.11095	-.00304	-.00010	3.0204	.00017	-.00398	5.2266
Check ?	Chk Pass	None	None	None	None	None	None	Chk Pass	None	None	Chk Pass
Value											
Range											

Elem	V_2924	Zn2062	Zr3391
Units	ppm	ppm	ppm
Avg	**.00554**	**-.00056**	**.03299**
Stddev	.00013	.00020	.00862
%RSD	2.2934	34.840	26.136
#1	.00545	-.00042	.03908
#2	.00563	-.00070	.02689
Check ?	None	None	None
Value			
Range			

Int. Std.	Y_2243	Y_3600	Y_3774
Units	Cts/S	Cts/S	Cts/S
Avg	**2609.0**	**39166.**	**2042.8**
Stddev	4.1	201.	22.1
%RSD	.15645	.51214	1.0806
#1	2611.9	39025.	2027.2
#2	2606.1	39308.	2058.4

Sample Name: ICVH-3897651 Acquired: 5/18/2016 10:10:28 Type: QC
Method: 6500_025(v6) Mode: CONC Corr. Factor: 1.000000
User: CRHOADES Prep Date: Custom ID2: Custom ID3:
Comment:

Elem	Ag3280	Al3092	As1890	B_2089	Ba4554	Be3130	Bi2230	Ca3179	Cd2288	Co2286	Cr2055
Units	ppm	ppm	ppm	ppm	ppm	ppm	ppm	ppm	ppm	ppm	ppm
Avg	**-.00175**	W **42.989**	**-.00201**	**.00127**	**-.00037**	**.00024**	**.52043**	**-.01057**	**-.00065**	**.00013**	**.00074**
Stddev	.00050	.294	.00185	.00046	.00005	.00036	.01112	.01142	.00004	.00012	.00001
%RSD	28.574	.68427	91.773	36.517	12.466	148.47	2.1368	107.99	6.6221	97.229	1.0936
#1	-.00139	42.781	-.00332	.00159	-.00040	-.00001	.51257	-.01865	-.00069	.00004	.00073
#2	-.00210	43.197	-.00071	.00094	-.00033	.00050	.52829	-.00250	-.00062	.00021	.00074
Check ?	None	Chk Warn	None	None	None	None	Chk Pass	None	None	None	None
Value		40.000									
Range		5.4900%									

Elem	Cu3247	Fe2714	K_7664	Li6707	Mg2790	Mn2576	Mo2020	Na8183	Ni2316	P_1782	Pb2203
Units	ppm	ppm	ppm	ppm	ppm	ppm	ppm	ppm	ppm	ppm	ppm
Avg	**.00113**	**82.520**	**.10213**	**-.00214**	**.01661**	**-.00008**	**-.00123**	W **43.706**	**.00195**	**.00409**	**-.00237**
Stddev	.00022	.033	.01585	.00587	.00408	.00005	.00024	.100	.00034	.00256	.00257
%RSD	19.175	.03968	15.520	274.24	24.564	64.165	19.773	.22914	17.385	62.565	108.55
#1	.00129	82.543	.09093	-.00629	.01950	-.00005	-.00105	43.777	.00219	.00228	-.00418
#2	.00098	82.497	.11334	.00201	.01372	-.00012	-.00140	43.635	.00171	.00590	-.00055
Check ?	None	Chk Pass	None	None	None	None	None	Chk Warn	None	None	None
Value								40.000			
Range								5.4900%			

Elem	S_1820	Sb2068	Se1960	Si2881	SiO2	Sn1899	Sr4077	Th2837	Ti3349	Tl1908	U_3701
Units	ppm	ppm	ppm	ppm	ppm	ppm	ppm	ppm	ppm	ppm	ppm
Avg	**3.8586**	**-.00348**	**-.00075**	**-.02561**	**-.05480**	**-.00094**	**-.00005**	**3.0604**	**-.00090**	**-.00367**	**5.2671**
Stddev	.0258	.00019	.00035	.02216	.04743	.00149	.00027	.0032	.00021	.00123	.0165
%RSD	.66817	5.4714	46.575	86.553	86.553	158.67	524.21	.10327	23.194	33.578	.31381
#1	3.8768	-.00334	-.00100	-.04128	-.08833	.00011	.00014	3.0627	-.00075	-.00280	5.2788
#2	3.8404	-.00361	-.00050	-.00993	-.02126	-.00200	-.00025	3.0582	-.00105	-.00454	5.2554
Check ?	Chk Pass	None	None	None	None	None	None	Chk Pass	None	None	Chk Pass
Value											
Range											

Elem	V_2924	Zn2062	Zr3391
Units	ppm	ppm	ppm
Avg	**.00545**	**-.00046**	**.03347**
Stddev	.00036	.00075	.00237
%RSD	6.6400	164.47	7.0865
#1	.00570	-.00099	.03179
#2	.00519	.00007	.03515
Check ?	None	None	None
Value			
Range			

Int. Std.	Y_2243	Y_3600	Y_3774
Units	Cts/S	Cts/S	Cts/S
Avg	**2546.3**	**37978.**	**1990.3**
Stddev	4.0	78.	33.9
%RSD	.15891	.20486	1.7008
#1	2549.2	37923.	2014.3
#2	2543.4	38033.	1966.4

Sample Name: ICV-3888207 Acquired: 5/18/2016 10:15:39 Type: QC
Method: 6500_025(v6) Mode: CONC Corr. Factor: 1.000000
User: CRHOADES Prep Date: Custom ID2: Custom ID3:
Comment:

Elem	Ag3280	Al1670	As1890	B_2089	Ba4554	Be3130	Bi2230	Ca3179	Cd2288	Co2286	Cr2055
Units	ppm	ppm	ppm	ppm	ppm	ppm	ppm	ppm	ppm	ppm	ppm
Avg	**.25245**	W **.26972**	**.24578**	**.25146**	**.25410**	**.24932**	**-.00034**	W **2.1144**	**.25547**	**.25160**	**.25104**
Stddev	.00055	.00067	.00336	.00068	.00072	.00178	.00204	.0330	.00014	.00041	.00052
%RSD	.21887	.24953	1.3652	.27202	.28201	.71332	606.92	1.5604	.05514	.16461	.20882
#1	.25206	.27020	.24341	.25194	.25359	.24806	.00111	2.0911	.25537	.25131	.25067
#2	.25284	.26925	.24815	.25097	.25461	.25058	-.00178	2.1378	.25557	.25189	.25141
Check ?	Chk Pass	Chk Warn	Chk Pass	Chk Pass	Chk Pass	Chk Pass	None	Chk Warn	Chk Pass	Chk Pass	Chk Pass
Value		.25000						2.0000			
Range		5.4900%						5.4900%			

Elem	Cu3247	Fe2599	K_7664	Li6707	Mg2790	Mn2576	Mo2020	Na5895	Ni2316	P_1782	Pb2203
Units	ppm	ppm	ppm	ppm	ppm	ppm	ppm	ppm	ppm	ppm	ppm
Avg	**.25872**	F **.28511**	**20.446**	**.25942**	**10.152**	**.25498**	**.24725**	**2.0578**	**.25273**	**1.9833**	**.25823**
Stddev	.00107	.00517	.171	.00286	.015	.00056	.00021	.0024	.00122	.0060	.00070
%RSD	.41384	1.8150	.83814	1.1028	.14285	.21816	.08676	.11650	.48388	.30402	.27241
#1	.25796	.28145	20.324	.25740	10.141	.25537	.24710	2.0561	.25186	1.9790	.25873
#2	.25947	.28876	20.567	.26144	10.162	.25458	.24740	2.0595	.25359	1.9875	.25773
Check ?	Chk Pass	Chk Fail	Chk Pass	Chk Pass	Chk Pass	Chk Pass	Chk Pass	Chk Pass	Chk Pass	Chk Pass	Chk Pass
Value		.25000									
Range		10.490%									

Elem	S_1820	Sb2068	Se1960	Si2881	SiO2	Sn1899	Sr4077	Th2837	Ti3349	Tl1908	U_3701
Units	ppm	ppm	ppm	ppm	ppm	ppm	ppm	ppm	ppm	ppm	ppm
Avg	**.00221**	W **.26817**	**.50547**	**2.0408**	**4.3673**	**.49362**	**.25998**	**-.00168**	**.25044**	**.50029**	**.02080**
Stddev	.00045	.00085	.00102	.0045	.0097	.00346	.00180	.00206	.00008	.01069	.05585
%RSD	20.110	.31512	.20089	.22108	.22108	.70000	.69403	122.80	.03084	2.1372	268.52
#1	.00190	.26757	.50475	2.0376	4.3605	.49118	.25870	-.00022	.25050	.50785	-.01869
#2	.00253	.26876	.50618	2.0440	4.3742	.49607	.26125	-.00314	.25039	.49273	.06030
Check ?	None	Chk Warn	Chk Pass	Chk Pass	Chk Pass	Chk Pass	Chk Pass	None	Chk Pass	Chk Pass	None
Value		.25000									
Range		5.4900%									

Elem	V_2924	Zn2062	Zr3391
Units	ppm	ppm	ppm
Avg	**.24841**	**.25844**	**.25137**
Stddev	.00103	.00008	.00274
%RSD	.41611	.03162	1.0913
#1	.24914	.25850	.25331
#2	.24768	.25838	.24943
Check ?	Chk Pass	Chk Pass	Chk Pass
Value			
Range			

Int. Std.	Y_2243	Y_3600	Y_3774
Units	Cts/S	Cts/S	Cts/S
Avg	**2757.7**	**41146.**	**2162.4**
Stddev	3.4	177.	6.7
%RSD	.12269	.43061	.31143
#1	2760.1	41021.	2157.7
#2	2755.3	41271.	2167.2

Sample Name: ICV-3888207 Acquired: 5/18/2016 10:21:30 Type: QC
Method: 6500_025(v6) Mode: CONC Corr. Factor: 1.000000
User: CRHOADES Prep Date: Custom ID2: Custom ID3:
Comment:

Elem	Ag3280	Al1670	As1890	B_2089	Ba4554	Be3130	Bi2230	Ca3179	Cd2288	Co2286	Cr2055
Units	ppm	ppm	ppm	ppm	ppm	ppm	ppm	ppm	ppm	ppm	ppm
Avg	**.25298**	**.26286**	**.26089**	**.25595**	**.25061**	**.24794**	**-.00139**	**1.9687**	**.25754**	**.25386**	**.25121**
Stddev	.00022	.00038	.00151	.00241	.00075	.00017	.00541	.0131	.00114	.00149	.00262
%RSD	.08585	.14318	.57822	.94250	.30060	.06826	389.78	.66687	.44329	.58661	1.0425
#1	.25282	.26313	.25982	.25425	.25114	.24806	-.00521	1.9779	.25673	.25281	.24936
#2	.25313	.26260	.26195	.25766	.25008	.24782	.00244	1.9594	.25835	.25491	.25306
Check ?	Chk Pass	Chk Pass	Chk Pass	Chk Pass	Chk Pass	Chk Pass	None	Chk Pass	Chk Pass	Chk Pass	Chk Pass
Value											
Range											

Elem	Cu3247	Fe2599	K_7664	Li6707	Mg2790	Mn2576	Mo2020	Na5895	Ni2316	P_1782	Pb2203
Units	ppm	ppm	ppm	ppm	ppm	ppm	ppm	ppm	ppm	ppm	ppm
Avg	**.25478**	**.26093**	**20.084**	**.25438**	**10.054**	**.25252**	**.25382**	**2.0035**	**.25483**	**2.0132**	**.26031**
Stddev	.00136	.00729	.194	.00082	.009	.00016	.00246	.0231	.00161	.0100	.00154
%RSD	.53521	2.7931	.96717	.32431	.08578	.06165	.96762	1.1504	.63366	.49662	.59123
#1	.25574	.25578	20.221	.25497	10.060	.25263	.25208	2.0198	.25369	2.0061	.25922
#2	.25382	.26609	19.946	.25380	10.048	.25241	.25556	1.9872	.25597	2.0203	.26140
Check ?	Chk Pass	Chk Pass	Chk Pass	Chk Pass	Chk Pass	Chk Pass	Chk Pass	Chk Pass	Chk Pass	Chk Pass	Chk Pass
Value											
Range											

Elem	S_1820	Sb2068	Se1960	Si2881	SiO2	Sn1899	Sr4077	Th2837	Ti3349	Tl1908	U_3701
Units	ppm	ppm	ppm	ppm	ppm	ppm	ppm	ppm	ppm	ppm	ppm
Avg	**-.01483**	W **.26695**	**.52648**	**2.0111**	**4.3037**	**.50293**	**.25721**	**-.00261**	**.25020**	W **.54736**	**-.00715**
Stddev	.00264	.00326	.00896	.0157	.0335	.00101	.00136	.00243	.00104	.00197	.02343
%RSD	17.815	1.2221	1.7023	.77856	.77856	.20091	.52965	93.184	.41415	.36065	327.55
#1	-.01670	.26465	.52014	2.0221	4.3274	.50222	.25817	-.00089	.25093	.54876	-.02372
#2	-.01296	.26926	.53281	2.0000	4.2800	.50365	.25624	-.00432	.24947	.54596	.00941
Check ?	None	Chk Warn	Chk Pass	Chk Pass	Chk Pass	Chk Pass	Chk Pass	None	Chk Pass	Chk Warn	None
Value		.25000								.50000	
Range		5.4900%								5.4900%	

Elem	V_2924	Zn2062	Zr3391
Units	ppm	ppm	ppm
Avg	**.24611**	**.24843**	**.24965**
Stddev	.00075	.00423	.00240
%RSD	.30403	1.7041	.96093
#1	.24558	.25142	.25135
#2	.24663	.24543	.24796
Check ?	Chk Pass	Chk Pass	Chk Pass
Value			
Range			

Int. Std.	Y_2243	Y_3600	Y_3774
Units	Cts/S	Cts/S	Cts/S
Avg	**2734.7**	**40856.**	**2180.6**
Stddev	8.3	250.	33.1
%RSD	.30440	.61188	1.5160
#1	2728.8	41033.	2157.2
#2	2740.6	40679.	2204.0

Sample Name: ICV-3888207 Acquired: 5/18/2016 10:24:46 Type: QC
Method: 6500_025(v6) Mode: CONC Corr. Factor: 1.000000
User: CRHOADES Prep Date: Custom ID2: Custom ID3:
Comment:

Elem	Ag3280	Al1670	As1890	B_2089	Ba4554	Be3130	Bi2230	Ca3179	Cd2288	Co2286	Cr2055
Units	ppm	ppm	ppm	ppm	ppm	ppm	ppm	ppm	ppm	ppm	ppm
Avg	**.25434**	**.26197**	**.25451**	**.25815**	**.25179**	**.24959**	**.00208**	**1.9908**	**.25860**	**.25473**	**.25317**
Stddev	.00244	.00064	.00011	.00231	.00005	.00020	.00366	.0018	.00280	.00140	.00280
%RSD	.95910	.24564	.04205	.89424	.01973	.08014	175.46	.08767	1.0813	.54954	1.1055
#1	.25262	.26152	.25444	.25651	.25183	.24945	.00467	1.9896	.25663	.25374	.25119
#2	.25607	.26243	.25459	.25978	.25176	.24973	-.00050	1.9920	.26058	.25572	.25515
Check ?	Chk Pass	Chk Pass	Chk Pass	Chk Pass	Chk Pass	Chk Pass	None	Chk Pass	Chk Pass	Chk Pass	Chk Pass
Value											
Range											

Elem	Cu3247	Fe2599	K_7664	Li6707	Mg2790	Mn2576	Mo2020	Na5895	Ni2316	P_1782	Pb2203
Units	ppm	ppm	ppm	ppm	ppm	ppm	ppm	ppm	ppm	ppm	ppm
Avg	**.25610**	**.26084**	**20.262**	**.25401**	**10.065**	**.25276**	**.25475**	**2.0409**	**.25505**	**2.0294**	**.26076**
Stddev	.00218	.00204	.084	.00226	.024	.00036	.00272	.0058	.00216	.0284	.00536
%RSD	.85230	.78289	.41526	.89048	.24193	.14152	1.0660	.28525	.84593	1.4008	2.0549
#1	.25456	.25939	20.202	.25561	10.048	.25250	.25283	2.0367	.25353	2.0093	.25697
#2	.25765	.26228	20.321	.25241	10.082	.25301	.25667	2.0450	.25658	2.0495	.26455
Check ?	Chk Pass	Chk Pass	Chk Pass	Chk Pass	Chk Pass	Chk Pass	Chk Pass	Chk Pass	Chk Pass	Chk Pass	Chk Pass
Value											
Range											

Elem	S_1820	Sb2068	Se1960	Si2881	SiO2	Sn1899	Sr4077	Th2837	Ti3349	Tl1908	U_3701
Units	ppm	ppm	ppm	ppm	ppm	ppm	ppm	ppm	ppm	ppm	ppm
Avg	**-.01980**	W **.27610**	W **.52746**	**2.0252**	**4.3339**	**.50401**	**.25984**	**-.00390**	**.25076**	W **.54583**	**-.00325**
Stddev	.00056	.00832	.00371	.0415	.0888	.00747	.00017	.00138	.00324	.00099	.08024
%RSD	2.8135	3.0150	.70402	2.0480	2.0480	1.4827	.06482	35.306	1.2924	.18051	2470.2
#1	-.02020	.27021	.52483	2.0545	4.3967	.49873	.25996	-.00488	.24847	.54514	.05349
#2	-.01941	.28198	.53009	1.9959	4.2712	.50930	.25972	-.00293	.25305	.54653	-.05998
Check ?	None	Chk Warn	Chk Warn	Chk Pass	Chk Pass	Chk Pass	Chk Pass	None	Chk Pass	Chk Warn	None
Value		.25000	.50000							.50000	
Range		5.4900%	5.4900%							5.4900%	

Elem	V_2924	Zn2062	Zr3391
Units	ppm	ppm	ppm
Avg	**.24786**	**.24910**	**.24983**
Stddev	.00199	.00074	.00338
%RSD	.80110	.29686	1.3545
#1	.24646	.24858	.25222
#2	.24927	.24963	.24744
Check ?	Chk Pass	Chk Pass	Chk Pass
Value			
Range			

Int. Std.	Y_2243	Y_3600	Y_3774
Units	Cts/S	Cts/S	Cts/S
Avg	**2749.2**	**41253.**	**2204.9**
Stddev	10.7	745.	16.1
%RSD	.38876	1.8068	.73150
#1	2741.6	40726.	2193.5
#2	2756.7	41780.	2216.3

Sample Name: ICVL-3897520 Acquired: 5/18/2016 10:29:18 Type: QC
Method: 6500_025(v6) Mode: CONC Corr. Factor: 1.000000
User: CRHOADES Prep Date: Custom ID2: Custom ID3:
Comment:

Elem	Ag3280	Al1670	As1890	B_2089	Ba4554	Be3130	Bi2230	Ca3179	Cd2288	Co2286	Cr2055	Cu3247
Units	ppm	ppm	ppm	ppm	ppm	ppm	ppm	ppm	ppm	ppm	ppm	ppm
Avg	**.00923**	**.10355**	**.01234**	**.09719**	**.00951**	**.00106**	**.11070**	**.19176**	**.00469**	**.01009**	**.00969**	**.01559**
Stddev	.00039	.00069	.00347	.00000	.00008	.00012	.00315	.00458	.00004	.00000	.00020	.00021
%RSD	4.1991	.66656	28.140	.00145	.88163	11.257	2.8440	2.3868	.87438	.01812	2.0618	1.3176
#1	.00895	.10306	.01479	.09718	.00945	.00115	.11293	.19499	.00466	.01009	.00955	.01574
#2	.00950	.10404	.00988	.09719	.00957	.00098	.10847	.18852	.00472	.01009	.00983	.01545
Check ?	Chk Pass	Chk Pass	Chk Pass	Chk Pass	Chk Pass	Chk Pass	Chk Pass	Chk Pass	Chk Pass	Chk Pass	Chk Pass	Chk Pass
Value												
Range												

Elem	Fe2599	K_7664	Li6707	Mg2790	Mn2576	Mo2020	Na5895	Ni2316	P_1782	Pb2203	S_1820	Sb2068
Units	ppm	ppm	ppm	ppm	ppm	ppm	ppm	ppm	ppm	ppm	ppm	ppm
Avg	**.10482**	**2.9056**	F **.01446**	**.20126**	**.01013**	**.02024**	**.98566**	**.04038**	**2.8617**	**.00941**	**-.00703**	**.02293**
Stddev	.00864	.0170	.00123	.00998	.00013	.00110	.02594	.00035	.0002	.00152	.00229	.00300
%RSD	8.2456	.58550	8.5252	4.9568	1.3008	5.4208	2.6320	.87283	.00739	16.195	32.501	13.063
#1	.09871	2.9176	.01533	.19421	.01004	.01946	.96732	.04063	2.8618	.01049	-.00542	.02082
#2	.11093	2.8935	.01359	.20831	.01022	.02101	1.0040	.04013	2.8615	.00833	-.00865	.02505
Check ?	Chk Pass	Chk Pass	Chk Fail	Chk Pass	Chk Pass	Chk Pass	Chk Pass	Chk Pass	Chk Pass	Chk Pass	None	Chk Pass
Value			.01000									
Range			30.000%									

Elem	Se1960	Si2881	SiO2	Sn1899	Sr4077	Th2837	Ti3349	Tl1908	U_3701	V_2924	Zn2062	Zr3391
Units	ppm	ppm	ppm	ppm	ppm	ppm	ppm	ppm	ppm	ppm	ppm	ppm
Avg	**.01445**	**.51386**	**1.0997**	**.10047**	**.01037**	**.01428**	**.00939**	**.01516**	F **.01971**	**.01038**	**.01972**	F **.02134**
Stddev	.00962	.03347	.0716	.00018	.00004	.00213	.00004	.00373	.00477	.00066	.00044	.00036
%RSD	66.557	6.5128	6.5128	.18327	.39138	14.891	.38778	24.597	24.216	6.3556	2.2479	1.6989
#1	.00765	.49019	1.0490	.10060	.01040	.01278	.00941	.01252	.01633	.00991	.02003	.02108
#2	.02125	.53752	1.1503	.10034	.01034	.01578	.00936	.01779	.02308	.01085	.01940	.02159
Check ?	Chk Pass	Chk Pass	Chk Pass	Chk Pass	Chk Pass	Chk Pass	Chk Pass	Chk Pass	Chk Fail	Chk Pass	Chk Pass	Chk Fail
Value									.06000			.01500
Range									-30.000%			30.000%

Int. Std.	Y_2243	Y_3600	Y_3774
Units	Cts/S	Cts/S	Cts/S
Avg	**2711.2**	**41169.**	**2150.2**
Stddev	2.4	122.	18.9
%RSD	.08807	.29686	.88103
#1	2712.9	41256.	2136.8
#2	2709.5	41083.	2163.6

Sample Name: CCVH-3894253 Acquired: 5/18/2016 10:31:59 Type: QC
Method: 6500_025(v6) Mode: CONC Corr. Factor: 1.000000
User: CRHOADES Prep Date: Custom ID2: Custom ID3:
Comment:

Elem	Ag3280	Al3092	As1890	B_2089	Ba4554	Be3130	Bi2230	Ca3179	Cd2288	Co2286	Cr2055	Cu3247	Fe2714
Units	ppm	ppm	ppm	ppm	ppm	ppm	ppm	ppm	ppm	ppm	ppm	ppm	ppm
Avg	**-.00056**	**51.499**	**-.00368**	**.00282**	**-.00121**	**.00047**	**1.0252**	**-.00848**	**-.00094**	**-.00120**	**.00071**	**.00278**	**50.064**
Stddev	.00121	.262	.00133	.00065	.00003	.00000	.0059	.00208	.00045	.00015	.00008	.00011	.063
%RSD	217.56	.50885	36.146	23.037	2.1806	.79416	.57633	24.578	47.564	12.617	10.894	3.7844	.12523
#1	-.00141	51.684	-.00462	.00327	-.00123	.00048	1.0294	-.00995	-.00063	-.00131	.00066	.00270	50.108
#2	.00030	51.313	-.00274	.00236	-.00119	.00047	1.0210	-.00700	-.00126	-.00109	.00077	.00285	50.020
Check ?	None	Chk Pass	None	None	None	None	Chk Pass	None	None	None	None	None	Chk Pass
Value													
Range													

Elem	K_7664	Li6707	Mg2790	Mn2576	Mo2020	Na8183	Ni2316	P_1782	Pb2203	S_1820	Sb2068	Se1960	Si2881
Units	ppm	ppm	ppm	ppm	ppm	ppm	ppm	ppm	ppm	ppm	ppm	ppm	ppm
Avg	**.02101**	**.00007**	**.01746**	**.00019**	**-.00148**	**257.00**	**.00147**	**.00560**	**-.00103**	**5.0868**	**-.01052**	**.00291**	**-.05139**
Stddev	.00699	.00447	.00774	.00008	.00055	.07	.00067	.00017	.00002	.0047	.00392	.00521	.00754
%RSD	33.251	6616.2	44.310	41.737	37.362	.02911	46.024	2.9861	2.1665	.09182	37.291	179.00	14.667
#1	.01607	.00323	.02294	.00013	-.00187	256.95	.00194	.00548	-.00101	5.0835	-.00775	-.00077	-.04606
#2	.02595	-.00310	.01199	.00024	-.00109	257.06	.00099	.00572	-.00104	5.0901	-.01329	.00659	-.05672
Check ?	None	None	None	None	None	Chk Pass	None	None	None	Chk Pass	None	None	None
Value													
Range													

Elem	SiO2	Sn1899	Sr4077	Th2837	Ti3349	Tl1908	U_3701	V_2924	Zn2062	Zr3391
Units	ppm	ppm	ppm	ppm	ppm	ppm	ppm	ppm	ppm	ppm
Avg	**-.10997**	**-.00102**	**.00042**	**4.9789**	**-.00024**	**-.00274**	**10.184**	**.00741**	**-.00046**	**.06267**
Stddev	.01613	.00012	.00011	.0227	.00011	.00229	.076	.00037	.00022	.00536
%RSD	14.667	11.593	25.824	.45600	45.965	83.299	.74569	4.9552	47.237	8.5538
#1	-.09857	-.00094	.00049	4.9628	-.00032	-.00113	10.238	.00715	-.00062	.06646
#2	-.12138	-.00110	.00034	4.9949	-.00016	-.00436	10.131	.00767	-.00031	.05888
Check ?	None	None	None	Chk Pass	None	None	Chk Pass	None	None	None
Value										
Range										

Int. Std.	Y_2243	Y_3600	Y_3774
Units	Cts/S	Cts/S	Cts/S
Avg	**2657.6**	**39966.**	**2177.6**
Stddev	27.6	294.	8.2
%RSD	1.0402	.73676	.37785
#1	2677.1	39758.	2183.4
#2	2638.0	40174.	2171.8

Sample Name: CCV-3894251 Acquired: 5/18/2016 10:34:35 Type: QC
Method: 6500_025(v6) Mode: CONC Corr. Factor: 1.000000
User: CRHOADES Prep Date: Custom ID2: Custom ID3:
Comment:

Elem	Ag3280	Al1670	As1890	B_2089	Ba4554	Be3130	Bi2230	Ca3179	Cd2288	Co2286	Cr2055	Cu3247	Fe2599
Units	ppm	ppm	ppm	ppm	ppm	ppm	ppm	ppm	ppm	ppm	ppm	ppm	ppm
Avg	**.49640**	**.50768**	**1.0068**	**.50084**	**.49064**	**.49032**	**-.00147**	**4.8917**	**.50092**	**.51459**	**.50787**	**.50660**	**2.4721**
Stddev	.00085	.00174	.0088	.00084	.00985	.00508	.00048	.0389	.00343	.00040	.00056	.00247	.0123
%RSD	.17106	.34304	.87085	.16785	2.0066	1.0355	32.397	.79533	.68404	.07708	.11125	.48751	.49599
#1	.49580	.50892	1.0006	.50024	.49760	.49391	-.00113	4.9192	.50335	.51431	.50827	.50485	2.4808
#2	.49700	.50645	1.0130	.50143	.48367	.48673	-.00181	4.8642	.49850	.51487	.50747	.50834	2.4634
Check ?	Chk Pass	Chk Pass	Chk Pass	Chk Pass	Chk Pass	Chk Pass	None	Chk Pass	Chk Pass	Chk Pass	Chk Pass	Chk Pass	Chk Pass
Value													
Range													

Elem	K_7664	Li6707	Mg2790	Mn2576	Mo2020	Na5895	Ni2316	P_1782	Pb2203	S_1820	Sb2068	Se1960	Si2881
Units	ppm	ppm	ppm	ppm	ppm	ppm	ppm	ppm	ppm	ppm	ppm	ppm	ppm
Avg	**49.273**	**1.0142**	**19.579**	**.49383**	**.50726**	**4.9780**	**.51106**	**.99986**	**1.0289**	**-.00694**	**1.0177**	**1.0130**	**4.8942**
Stddev	1.206	.0059	.006	.00056	.00165	.0239	.00007	.00057	.0027	.00046	.0047	.0007	.0225
%RSD	2.4479	.57997	.03151	.11304	.32582	.48094	.01359	.05655	.26241	6.5882	.45881	.07237	.46052
#1	50.126	1.0184	19.575	.49344	.50843	4.9949	.51111	.99946	1.0270	-.00662	1.0210	1.0135	4.9102
#2	48.420	1.0101	19.583	.49423	.50610	4.9611	.51101	1.0003	1.0308	-.00726	1.0144	1.0125	4.8783
Check ?	Chk Pass	Chk Pass	Chk Pass	Chk Pass	Chk Pass	Chk Pass	Chk Pass	Chk Pass	Chk Pass	None	Chk Pass	Chk Pass	Chk Pass
Value													
Range													

Elem	SiO2	Sn1899	Sr4077	Th2837	Ti3349	Tl1908	U_3701	V_2924	Zn2062	Zr3391
Units	ppm	ppm	ppm	ppm	ppm	ppm	ppm	ppm	ppm	ppm
Avg	**10.474**	**1.0139**	**.50613**	**-.00188**	**.49239**	**1.0322**	**.01746**	**.49139**	**.48867**	**.49589**
Stddev	.048	.0003	.01208	.00423	.00102	.0015	.03734	.00461	.00414	.00399
%RSD	.46052	.02755	2.3870	225.29	.20763	.14965	213.92	.93821	.84648	.80458
#1	10.508	1.0137	.51468	-.00487	.49167	1.0333	.04386	.48813	.48574	.49871
#2	10.440	1.0141	.49759	.00111	.49311	1.0311	-.00895	.49465	.49159	.49307
Check ?	Chk Pass	Chk Pass	Chk Pass	None	Chk Pass	Chk Pass	None	Chk Pass	Chk Pass	Chk Pass
Value										
Range										

Int. Std.	Y_2243	Y_3600	Y_3774
Units	Cts/S	Cts/S	Cts/S
Avg	**2661.5**	**40317.**	**2208.5**
Stddev	23.3	151.	21.7
%RSD	.87578	.37487	.98225
#1	2645.1	40424.	2193.2
#2	2678.0	40210.	2223.9

Sample Name: ICB Acquired: 5/18/2016 10:39:24 Type: QC
Method: 6500_025(v6) Mode: CONC Corr. Factor: 1.000000
User: CRHOADES Prep Date: Custom ID2: Custom ID3:
Comment:

Elem	Ag3280	Al1670	As1890	B_2089	Ba4554	Be3130	Bi2230	Ca3179	Cd2288	Co2286	Cr2055
Units	ppm	ppm	ppm	ppm	ppm	ppm	ppm	ppm	ppm	ppm	ppm
Avg	**-.00086**	**-.00085**	**-.00528**	**.00029**	**-.00085**	**.00054**	**.00384**	**-.01545**	**-.00019**	**-.00063**	**-.00038**
Stddev	.00019	.00036	.00134	.00062	.00046	.00011	.00029	.00477	.00021	.00002	.00021
%RSD	21.986	42.719	25.379	214.13	54.371	19.995	7.5247	30.848	114.42	3.9486	56.380
#1	-.00073	-.00110	-.00433	.00072	-.00052	.00061	.00363	-.01208	-.00034	-.00065	-.00052
#2	-.00099	-.00059	-.00623	-.00015	-.00118	.00046	.00404	-.01882	-.00004	-.00061	-.00023
Check ?	Chk Pass	Chk Pass	Chk Pass	Chk Pass	Chk Pass	Chk Pass	Chk Pass	Chk Pass	Chk Pass	Chk Pass	Chk Pass
High Limit											
Low Limit											

Elem	Cu3247	Fe2599	K_7664	Li6707	Mg2790	Mn2576	Mo2020	Na5895	Ni2316	P_1782	Pb2203
Units	ppm	ppm	ppm	ppm	ppm	ppm	ppm	ppm	ppm	ppm	ppm
Avg	**-.00052**	**-.00078**	**.03183**	**.00058**	**.00900**	**-.00004**	**.00020**	**.00135**	**.00030**	**.00020**	**.00015**
Stddev	.00002	.00835	.05306	.00378	.00135	.00005	.00034	.02067	.00040	.00513	.00140
%RSD	4.7520	1074.0	166.70	655.77	14.984	123.19	170.57	1529.5	131.39	2547.1	912.40
#1	-.00050	.00513	-.00569	-.00210	.00995	-.00007	-.00004	-.01327	.00058	-.00342	-.00083
#2	-.00054	-.00668	.06935	.00325	.00804	-.00001	.00044	.01597	.00002	.00383	.00114
Check ?	Chk Pass	Chk Pass	Chk Pass	Chk Pass	Chk Pass	Chk Pass	Chk Pass	Chk Pass	Chk Pass	Chk Pass	Chk Pass
High Limit											
Low Limit											

Elem	S_1820	Sb2068	Se1960	Si2881	SiO2	Sn1899	Sr4077	Th2837	Ti3349	Tl1908	U_3701
Units	ppm	ppm	ppm	ppm	ppm	ppm	ppm	ppm	ppm	ppm	ppm
Avg	**-.01724**	W **.00160**	W **.00758**	**-.00556**	**-.01189**	**-.00056**	**-.00001**	**-.00270**	**-.00039**	**-.00393**	**.02137**
Stddev	.01019	.00230	.00679	.01147	.02454	.00042	.00013	.00008	.00001	.00150	.05135
%RSD	59.144	143.74	89.544	206.39	206.39	75.739	1645.4	2.8639	3.1244	38.158	240.31
#1	-.02444	-.00003	.00278	-.01367	-.02925	-.00086	.00008	-.00264	-.00038	-.00287	.05768
#2	-.01003	.00322	.01239	.00255	.00546	-.00026	-.00010	-.00275	-.00040	-.00498	-.01494
Check ?	Chk Pass	Chk Warn	Chk Warn	Chk Pass	Chk Pass	Chk Pass	Chk Pass	Chk Pass	Chk Pass	Chk Pass	Chk Pass
High Limit		.00100	.00750								
Low Limit		-.00100	-.01500								

Elem	V_2924	Zn2062	Zr3391
Units	ppm	ppm	ppm
Avg	**.00109**	**-.00068**	**.00267**
Stddev	.00048	.00024	.00052
%RSD	43.627	35.158	19.327
#1	.00076	-.00084	.00230
#2	.00143	-.00051	.00303
Check ?	Chk Pass	Chk Pass	Chk Pass
High Limit			
Low Limit			

Int. Std.	Y_2243	Y_3600	Y_3774
Units	Cts/S	Cts/S	Cts/S
Avg	**2643.1**	**39260.**	**2007.6**
Stddev	37.7	906.	24.7
%RSD	1.4266	2.3075	1.2319
#1	2616.4	38620.	1990.1
#2	2669.7	39901.	2025.1

Sample Name: ICB Acquired: 5/18/2016 10:42:01 Type: QC
Method: 6500_025(v6) Mode: CONC Corr. Factor: 1.000000
User: CRHOADES Prep Date: Custom ID2: Custom ID3:
Comment:

Elem	Ag3280	Al1670	As1890	B_2089	Ba4554	Be3130	Bi2230	Ca3179	Cd2288	Co2286	Cr2055	Cu3247	Fe2599
Units	ppm	ppm	ppm	ppm	ppm	ppm	ppm	ppm	ppm	ppm	ppm	ppm	ppm
Avg	**-.00148**	**.00050**	**.00385**	**.00007**	**-.00043**	**.00033**	**.00315**	**-.00940**	**-.00038**	**-.00026**	**.00024**	**.00065**	**.00053**
Stddev	.00064	.00004	.00344	.00060	.00037	.00003	.00073	.00767	.00013	.00083	.00034	.00068	.00166
%RSD	43.141	8.8679	89.435	819.17	87.038	8.0049	23.038	81.616	35.244	326.00	138.69	104.40	311.59
#1	-.00103	.00053	.00629	.00050	-.00016	.00035	.00366	-.00398	-.00047	.00033	.00048	.00017	-.00064
#2	-.00193	.00047	.00142	-.00035	-.00069	.00031	.00264	-.01483	-.00028	-.00085	.00000	.00114	.00171
Check ?	Chk Pass	Chk Pass	Chk Pass	Chk Pass	Chk Pass	Chk Pass	Chk Pass	Chk Pass	Chk Pass	Chk Pass	Chk Pass	Chk Pass	Chk Pass
High Limit													
Low Limit													

Elem	K_7664	Li6707	Mg2790	Mn2576	Mo2020	Na5895	Ni2316	P_1782	Pb2203	S_1820	Sb2068	Se1960	Si2881
Units	ppm	ppm	ppm	ppm	ppm	ppm	ppm	ppm	ppm	ppm	ppm	ppm	ppm
Avg	**-.01647**	**.00060**	**.00008**	**.00007**	**-.00054**	**-.03566**	**-.00040**	**-.00018**	**-.00088**	**-.01762**	**-.00033**	**.00279**	**.02365**
Stddev	.03445	.00179	.00459	.00009	.00048	.00414	.00051	.00317	.00241	.00030	.00005	.00208	.05461
%RSD	209.10	300.96	5624.4	135.53	89.074	11.617	128.41	1783.5	274.92	1.6830	15.550	74.434	230.90
#1	.00788	-.00067	.00333	.00013	-.00020	-.03273	-.00075	.00206	.00083	-.01741	-.00037	.00132	.06226
#2	-.04083	.00186	-.00316	.00000	-.00088	-.03859	-.00004	-.00242	-.00258	-.01783	-.00029	.00427	-.01496
Check ?	Chk Pass	Chk Pass	Chk Pass	Chk Pass	Chk Pass	Chk Pass	Chk Pass	Chk Pass	Chk Pass	Chk Pass	Chk Pass	Chk Pass	Chk Pass
High Limit													
Low Limit													

Elem	SiO2	Sn1899	Sr4077	Th2837	Ti3349	Tl1908	U_3701	V_2924	Zn2062	Zr3391
Units	ppm	ppm	ppm	ppm	ppm	ppm	ppm	ppm	ppm	ppm
Avg	**.05061**	**.00000**	**-.00007**	**-.00158**	**.00031**	**-.00162**	**.02800**	**.00013**	**-.00023**	**-.00097**
Stddev	.11686	.00053	.00011	.00119	.00004	.00190	.01301	.00006	.00015	.00339
%RSD	230.90	47573.	160.34	75.538	11.659	117.36	46.466	42.516	65.984	347.67
#1	.13324	.00037	-.00014	-.00074	.00029	-.00296	.03720	.00017	-.00012	-.00337
#2	-.03202	-.00037	.00001	-.00242	.00034	-.00027	.01880	.00009	-.00034	.00142
Check ?	Chk Pass	Chk Pass	Chk Pass	Chk Pass	Chk Pass	Chk Pass	Chk Pass	Chk Pass	Chk Pass	Chk Pass
High Limit										
Low Limit										

Int. Std.	Y_2243	Y_3600	Y_3774
Units	Cts/S	Cts/S	Cts/S
Avg	**2658.1**	**40263.**	**2129.3**
Stddev	30.4	601.	45.8
%RSD	1.1447	1.4920	2.1489
#1	2679.6	40687.	2096.9
#2	2636.6	39838.	2161.7

Sample Name: CRI-3897521 Acquired: 5/18/2016 10:44:25 Type: QC
Method: 6500_025(v6) Mode: CONC Corr. Factor: 1.000000
User: CRHOADES Prep Date: Custom ID2: Custom ID3:
Comment:

Elem	Ag3280	Al1670	As1890	B_2089	Ba4554	Be3130	Bi2230	Ca3179	Cd2288	Co2286	Cr2055
Units	ppm	ppm	ppm	ppm	ppm	ppm	ppm	ppm	ppm	ppm	ppm
Avg	**.00842**	**.10450**	W **.01346**	**.09986**	**.00428**	**.00107**	**.11801**	**.20748**	**.00469**	**.00526**	**.01024**
Stddev	.00016	.00023	.01264	.00091	.00020	.00025	.00487	.01119	.00012	.00007	.00022
%RSD	1.9488	.21745	93.923	.91418	4.7662	23.312	4.1228	5.3933	2.5898	1.4042	2.1239
#1	.00830	.10466	.00452	.10050	.00413	.00124	.11457	.21539	.00477	.00531	.01009
#2	.00854	.10434	.02240	.09921	.00442	.00089	.12145	.19957	.00460	.00521	.01039
Check ?	Chk Pass	Chk Pass	Chk Warn	Chk Pass	Chk Pass	Chk Pass	Chk Pass	Chk Pass	Chk Pass	Chk Pass	Chk Pass
Value			.01000								
Range			20.490%								

Elem	Cu3247	Fe2599	K_7664	Li6707	Mg2790	Mn2576	Mo2020	Na5895	Ni2316	P_1782	Pb2203
Units	ppm	ppm	ppm	ppm	ppm	ppm	ppm	ppm	ppm	ppm	ppm
Avg	**.01065**	W **.04173**	**.94790**	**.00877**	**.20600**	**.00311**	**.00999**	**.99227**	**.00993**	**.97090**	**.00254**
Stddev	.00073	.00555	.04657	.00247	.00367	.00008	.00061	.00805	.00002	.00590	.00130
%RSD	6.8515	13.297	4.9131	28.205	1.7812	2.4957	6.1371	.81166	.19777	.60743	51.294
#1	.01116	.03780	.91497	.01052	.20860	.00317	.00956	.98658	.00991	.97507	.00347
#2	.01013	.04565	.98083	.00702	.20341	.00306	.01042	.99797	.00994	.96673	.00162
Check ?	Chk Pass	Chk Warn	Chk Pass	Chk Pass	Chk Pass	Chk Pass	Chk Pass	Chk Pass	Chk Pass	Chk Pass	Chk Pass
Value		.03000									
Range		20.490%									

Elem	S_1820	Sb2068	Se1960	Si2881	SiO2	Sn1899	Sr4077	Th2837	Ti3349	Tl1908	U_3701
Units	ppm	ppm	ppm	ppm	ppm	ppm	ppm	ppm	ppm	ppm	ppm
Avg	**.08516**	W **.01497**	W **.01494**	**.49048**	**1.0496**	**.02125**	**.00498**	**.00910**	**.01024**	W **.00639**	W **.08101**
Stddev	.00063	.00205	.00412	.04504	.0964	.00016	.00007	.00283	.00045	.00193	.08021
%RSD	.74483	13.688	27.566	9.1823	9.1823	.76717	1.3119	31.139	4.3652	30.184	99.012
#1	.08471	.01352	.01203	.52232	1.1178	.02114	.00503	.01110	.00992	.00775	.02429
#2	.08561	.01642	.01786	.45863	.98147	.02137	.00494	.00709	.01055	.00503	.13773
Check ?	Chk Pass	Chk Warn	Chk Warn	Chk Pass	Chk Pass	Chk Pass	Chk Pass	Chk Pass	Chk Pass	Chk Warn	Chk Warn
Value		.01000	.01000							.01000	.06000
Range		20.490%	20.490%							-20.490%	20.490%

Elem	V_2924	Zn2062	Zr3391
Units	ppm	ppm	ppm
Avg	**.01040**	**.01104**	**.00875**
Stddev	.00008	.00045	.00344
%RSD	.80922	4.0709	39.368
#1	.01046	.01073	.00631
#2	.01034	.01136	.01118
Check ?	Chk Pass	Chk Pass	Chk Pass
Value			
Range			

Int. Std.	Y_2243	Y_3600	Y_3774
Units	Cts/S	Cts/S	Cts/S
Avg	**2641.2**	**40502.**	**2096.0**
Stddev	1.2	185.	16.4
%RSD	.04730	.45722	.78172
#1	2642.0	40633.	2084.5
#2	2640.3	40371.	2107.6

Sample Name: CRI- Acquired: 5/18/2016 10:51:45 Type: QC
Method: 6500_025(v6) Mode: CONC Corr. Factor: 1.000000
User: CRHOADES Prep Date: Custom ID2: Custom ID3:
Comment:

Elem	Ag3280	Al1670	As1890	B_2089	Ba4554	Be3130	Bi2230	Ca3179	Cd2288	Co2286	Cr2055
Units	ppm	ppm	ppm	ppm	ppm	ppm	ppm	ppm	ppm	ppm	ppm
Avg	**-.00099**	**-.00059**	**.00732**	**-.00075**	**-.00075**	**.00042**	**.00921**	**-.00853**	**.00008**	**.00005**	**.00049**
Stddev	.00013	.00017	.00048	.00058	.00049	.00002	.00054	.00284	.00009	.00019	.00016
%RSD	12.717	29.377	6.5308	77.165	65.456	4.4300	5.8333	33.243	119.70	368.44	32.938
#1	-.00108	-.00047	.00698	-.00115	-.00110	.00041	.00883	-.01054	.00001	.00019	.00060
#2	-.00090	-.00072	.00766	-.00034	-.00040	.00044	.00959	-.00653	.00014	-.00008	.00037
Check ?	Chk Pass	Chk Pass	Chk Pass	Chk Pass	Chk Pass	Chk Pass	Chk Pass	Chk Pass	Chk Pass	Chk Pass	Chk Pass
High Limit											
Low Limit											

Elem	Cu3247	Fe2599	K_7664	Li6707	Mg2790	Mn2576	Mo2020	Na5895	Ni2316	P_1782	Pb2203
Units	ppm	ppm	ppm	ppm	ppm	ppm	ppm	ppm	ppm	ppm	ppm
Avg	**.00052**	W **.09507**	**-.04848**	**-.00141**	**.00650**	**.00005**	**-.00064**	**-.02063**	**-.00009**	**-.00137**	**.00006**
Stddev	.00062	.00132	.01673	.00142	.00312	.00002	.00030	.00700	.00067	.00165	.00011
%RSD	118.95	1.3921	34.508	101.26	48.062	38.962	46.447	33.918	734.47	120.00	186.63
#1	.00096	.09600	-.06031	-.00241	.00871	.00004	-.00043	-.01569	.00038	-.00254	-.00002
#2	.00008	.09413	-.03665	-.00040	.00429	.00006	-.00085	-.02558	-.00057	-.00021	.00014
Check ?	Chk Pass	Chk Warn	Chk Pass	Chk Pass	Chk Pass	Chk Pass	Chk Pass	Chk Pass	Chk Pass	Chk Pass	Chk Pass
High Limit		.05000									
Low Limit		-.05000									

Elem	S_1820	Sb2068	Se1960	Si2881	SiO2	Sn1899	Sr4077	Th2837	Ti3349	Tl1908	U_3701
Units	ppm	ppm	ppm	ppm	ppm	ppm	ppm	ppm	ppm	ppm	ppm
Avg	**-.01886**	F **.01312**	W **.01167**	**.02415**	**.05168**	**-.00123**	**.00016**	**-.00093**	**-.00053**	**-.00201**	**.02917**
Stddev	.00137	.00392	.00419	.01091	.02334	.00016	.00004	.00115	.00018	.00065	.02069
%RSD	7.2651	29.897	35.875	45.156	45.156	13.281	27.537	123.37	33.441	32.558	70.915
#1	-.01982	.01035	.00871	.03186	.06818	-.00111	.00013	-.00012	-.00040	-.00155	.01454
#2	-.01789	.01590	.01463	.01644	.03518	-.00134	.00019	-.00175	-.00065	-.00247	.04380
Check ?	Chk Pass	Chk Fail	Chk Warn	Chk Pass	Chk Pass	Chk Pass	Chk Pass	Chk Pass	Chk Pass	Chk Pass	Chk Pass
High Limit		.01200	.00750								
Low Limit		-.01200	-.01500								

Elem	V_2924	Zn2062	Zr3391
Units	ppm	ppm	ppm
Avg	**.00002**	**.00034**	**-.00005**
Stddev	.00028	.00056	.00184
%RSD	1356.0	166.51	4012.2
#1	-.00018	-.00006	-.00135
#2	.00022	.00074	.00125
Check ?	Chk Pass	Chk Pass	Chk Pass
High Limit			
Low Limit			

Int. Std.	Y_2243	Y_3600	Y_3774
Units	Cts/S	Cts/S	Cts/S
Avg	**2692.9**	**40602.**	**2144.6**
Stddev	20.5	80.	12.9
%RSD	.76303	.19603	.60041
#1	2678.4	40659.	2153.7
#2	2707.5	40546.	2135.5

Sample Name: CRI- Acquired: 5/18/2016 11:03:27 Type: QC
Method: 6500_025(v6) Mode: CONC Corr. Factor: 1.000000
User: CRHOADES Prep Date: Custom ID2: Custom ID3:
Comment:

Elem	Ag3280	Al1670	As1890	B_2089	Ba4554	Be3130	Bi2230	Ca3179	Cd2288	Co2286	Cr2055	Cu3247
Units	ppm	ppm	ppm	ppm	ppm	ppm	ppm	ppm	ppm	ppm	ppm	ppm
Avg	**-.00097**	**-.00114**	F **.01560**	**-.00070**	**-.00066**	**.00036**	**.00194**	**-.00303**	**-.00014**	**.00000**	**.00040**	**.00086**
Stddev	.00106	.00045	.00960	.00004	.00016	.00026	.00503	.00292	.00004	.00009	.00002	.00001
%RSD	109.27	39.157	61.497	5.8751	23.958	73.395	259.44	96.241	31.155	3772.3	5.4713	1.3400
#1	-.00022	-.00146	.00882	-.00067	-.00055	.00017	-.00162	-.00510	-.00017	.00006	.00039	.00086
#2	-.00173	-.00083	.02239	-.00073	-.00078	.00055	.00549	-.00097	-.00011	-.00006	.00042	.00087
Check ?	Chk Pass	Chk Pass	Chk Fail	Chk Pass	Chk Pass	Chk Pass	Chk Pass	Chk Pass	Chk Pass	Chk Pass	Chk Pass	Chk Pass
High Limit			.01500									
Low Limit			-.01500									

Elem	Fe2599	K_7664	Li6707	Mg2790	Mn2576	Mo2020	Na5895	Ni2316	P_1782	Pb2203	S_1820	Sb2068
Units	ppm	ppm	ppm	ppm	ppm	ppm	ppm	ppm	ppm	ppm	ppm	ppm
Avg	**-.00649**	**.01556**	**-.00022**	**.00823**	**.00001**	**-.00078**	**-.04648**	**-.00027**	**-.00060**	**.00042**	**-.01601**	F **.01389**
Stddev	.00847	.03110	.00258	.00063	.00003	.00005	.01432	.00120	.00227	.00044	.00344	.00510
%RSD	130.57	199.92	1181.4	7.7174	491.66	6.0559	30.800	437.47	379.88	105.77	21.490	36.729
#1	-.01247	.03755	.00161	.00778	-.00002	-.00081	-.03635	.00057	-.00221	.00073	-.01845	.01028
#2	-.00050	-.00644	-.00204	.00868	.00003	-.00074	-.05660	-.00112	.00101	.00011	-.01358	.01750
Check ?	Chk Pass	Chk Pass	Chk Pass	Chk Pass	Chk Pass	Chk Pass	Chk Pass	Chk Pass	Chk Pass	Chk Pass	Chk Pass	Chk Fail
High Limit												.01200
Low Limit												-.01200

Elem	Se1960	Si2881	SiO2	Sn1899	Sr4077	Th2837	Ti3349	Tl1908	U_3701	V_2924	Zn2062	Zr3391
Units	ppm	ppm	ppm	ppm	ppm	ppm	ppm	ppm	ppm	ppm	ppm	ppm
Avg	**-.00078**	**-.01019**	**-.02182**	**-.00040**	**-.00030**	**-.00110**	**-.00021**	**.00033**	**.01141**	**-.00025**	**.00027**	**-.00104**
Stddev	.00003	.00490	.01049	.00044	.00058	.00104	.00009	.00098	.01613	.00037	.00089	.00072
%RSD	3.3892	48.101	48.101	111.48	194.10	95.157	43.431	296.36	141.42	146.90	335.25	69.081
#1	-.00080	-.01366	-.02924	-.00008	-.00071	-.00036	-.00028	.00102	.00000	-.00051	-.00036	-.00155
#2	-.00076	-.00673	-.01440	-.00071	.00011	-.00184	-.00015	-.00036	.02282	.00001	.00090	-.00053
Check ?	Chk Pass	Chk Pass	Chk Pass	Chk Pass	Chk Pass	Chk Pass	Chk Pass	Chk Pass	Chk Pass	Chk Pass	Chk Pass	Chk Pass
High Limit												
Low Limit												

Int. Std.	Y_2243	Y_3600	Y_3774
Units	Cts/S	Cts/S	Cts/S
Avg	**2593.5**	**39180.**	**2029.9**
Stddev	13.6	357.	12.4
%RSD	.52618	.91090	.60932
#1	2583.9	39432.	2021.1
#2	2603.2	38927.	2038.6

Sample Name: ICSA-38594254 Acquired: 5/18/2016 11:08:27 Type: QC
Method: 6500_025(v6) Mode: CONC Corr. Factor: 1.000000
User: CRHOADES Prep Date: Custom ID2: Custom ID3:
Comment:

Elem	Ag3280	Al3092	As1890	B_2089	Ba4554	Be3130	Bi2230	Ca3179	Cd2288	Co2286	Cr2055
Units	ppm	ppm	ppm	ppm	ppm	ppm	ppm	ppm	ppm	ppm	ppm
Avg	W **-.00200**	**533.68**	W **-.00983**	**-.00393**	**-.00083**	**.00037**	W **.02459**	**486.23**	W **.00155**	**-.00121**	W **.00283**
Stddev	.00060	17.21	.00027	.00091	.00018	.00007	.00197	15.52	.00000	.00006	.00000
%RSD	30.090	3.2239	2.7856	23.074	22.165	18.955	8.0280	3.1915	.22101	5.2983	.06305
#1	-.00243	545.85	-.00964	-.00458	-.00070	.00042	.02599	497.20	.00155	-.00117	.00284
#2	-.00157	521.51	-.01003	-.00329	-.00097	.00032	.02319	475.25	.00155	-.00126	.00283
Check ?	Chk Warn	Chk Pass	Chk Warn	Chk Pass	Chk Pass	Chk Pass	Chk Warn	Chk Pass	Chk Warn	Chk Pass	Chk Warn
High Limit	.00186		.00882				.01200		.00080		.00186
Low Limit	-.00186		-.00882				-.01200		-.00080		-.00186

Elem	Cu3247	Fe2714	K_7664	Li6707	Mg2790	Mn2576	Mo2020	Na5895	Ni2316	P_1782	Pb2203
Units	ppm	ppm	ppm	ppm	ppm	ppm	ppm	ppm	ppm	ppm	ppm
Avg	W **.00308**	**198.02**	**-.15907**	W **.00929**	**513.05**	W **.00200**	**.00050**	**.04378**	W **.00551**	**.00323**	**-.00100**
Stddev	.00021	6.93	.05480	.00407	5.11	.00002	.00050	.00169	.00098	.00119	.00031
%RSD	6.8002	3.5001	34.451	43.814	.99668	.94708	99.743	3.8709	17.866	36.858	31.178
#1	.00293	202.92	-.12032	.01217	516.66	.00198	.00085	.04498	.00482	.00408	-.00078
#2	.00323	193.12	-.19782	.00641	509.43	.00201	.00015	.04258	.00621	.00239	-.00123
Check ?	Chk Warn	Chk Pass	Chk Pass	Chk Warn	Chk Pass	Chk Warn	Chk Pass	Chk Pass	Chk Warn	Chk Pass	Chk Pass
High Limit	.00272			.00522		.00050			.00258		
Low Limit	-.00272			-.00522		-.00050			-.00258		

Elem	S_1820	Sb2068	Se1960	Si2881	SiO2	Sn1899	Sr4077	Th2837	Ti3349	Tl1908	U_3701
Units	ppm	ppm	ppm	ppm	ppm	ppm	ppm	ppm	ppm	ppm	ppm
Avg	**-.01475**	**-.00255**	**.00554**	**-.02173**	**-.04651**	**-.00110**	W **.00429**	**.00457**	**-.00014**	**-.00204**	**-.03966**
Stddev	.00164	.00534	.01755	.02262	.04841	.00301	.00012	.00602	.00033	.00296	.00361
%RSD	11.129	209.34	317.10	104.10	104.10	273.00	2.8772	131.80	237.16	145.39	9.0932
#1	-.01591	-.00633	.01795	-.00574	-.01227	-.00324	.00420	.00031	.00009	.00006	-.03711
#2	-.01359	.00123	-.00688	-.03773	-.08074	.00103	.00437	.00882	-.00037	-.00414	-.04221
Check ?	Chk Pass	Chk Pass	Chk Pass	Chk Pass	None	Chk Pass	Chk Warn	Chk Pass	Chk Pass	Chk Pass	Chk Pass
High Limit							.00050				
Low Limit							-.00050				

Elem	V_2924	Zn2062	Zr3391
Units	ppm	ppm	ppm
Avg	**.00181**	**-.00017**	**-.00234**
Stddev	.00011	.00017	.00277
%RSD	6.2037	96.765	118.25
#1	.00173	-.00005	-.00430
#2	.00189	-.00029	-.00038
Check ?	Chk Pass	Chk Pass	Chk Pass
High Limit			
Low Limit			

Int. Std.	Y_2243	Y_3600	Y_3774
Units	Cts/S	Cts/S	Cts/S
Avg	**2490.4**	**35710.**	**2062.3**
Stddev	46.1	519.	55.1
%RSD	1.8505	1.4528	2.6737
#1	2457.8	35343.	2023.3
#2	2523.0	36077.	2101.3

Sample Name: ICSAB-3868570 Acquired: 5/18/2016 11:11:30 Type: QC
Method: 6500_025(v6) Mode: CONC Corr. Factor: 1.000000
User: CRHOADES Prep Date: Custom ID2: Custom ID3:
Comment:

Elem	Ag3280	Al3092	As1890	B_2089	Ba4554	Be3130	Bi2230	Ca3179	Cd2288	Co2286	Cr2055	Cu3247	Fe2714
Units	ppm	ppm	ppm	ppm	ppm	ppm	ppm	ppm	ppm	ppm	ppm	ppm	ppm
Avg	**1.1147**	**505.43**	**2.0648**	**1.9795**	**.48996**	**.48153**	**1.0270**	**460.37**	**1.0567**	**.47314**	**.49180**	**.54448**	**187.62**
Stddev	.0039	1.85	.0153	.0061	.00130	.00279	.0092	1.91	.0005	.00099	.00235	.00432	1.09
%RSD	.35304	.36558	.74128	.31009	.26505	.57974	.89608	.41564	.04407	.20920	.47717	.79263	.58067
#1	1.1175	506.74	2.0756	1.9752	.49088	.48351	1.0335	461.73	1.0564	.47384	.49346	.54754	188.39
#2	1.1119	504.12	2.0540	1.9838	.48904	.47956	1.0205	459.02	1.0570	.47244	.49014	.54143	186.85
Check ?	Chk Pass	Chk Pass	Chk Pass	Chk Pass	Chk Pass	Chk Pass	Chk Pass	Chk Pass	Chk Pass	Chk Pass	Chk Pass	Chk Pass	Chk Pass
Value													
Range													

Elem	K_7664	Li6707	Mg2790	Mn2576	Mo2020	Na8183	Ni2316	P_1782	Pb2203	S_1820	Sb2068	Se1960	Si2881
Units	ppm	ppm	ppm	ppm	ppm	ppm	ppm	ppm	ppm	ppm	ppm	ppm	ppm
Avg	**50.789**	**1.0320**	**509.47**	**.50243**	**.98067**	**52.839**	**.94595**	**2.0457**	**.99089**	**1.0770**	**1.0779**	**5.1574**	**10.114**
Stddev	.270	.0101	7.19	.00234	.00257	1.364	.01116	.0043	.00551	.0064	.0051	.0717	.042
%RSD	.53087	.97485	1.4119	.46505	.26243	2.5809	1.1803	.20811	.55639	.59764	.47501	1.3903	.41123
#1	50.980	1.0391	504.38	.50078	.98249	53.804	.95385	2.0487	.99479	1.0815	1.0816	5.2081	10.144
#2	50.599	1.0249	514.55	.50408	.97885	51.875	.93806	2.0427	.98699	1.0724	1.0743	5.1067	10.085
Check ?	Chk Pass	Chk Pass	Chk Pass	Chk Pass	Chk Pass	Chk Pass	Chk Pass	Chk Pass	Chk Pass	Chk Pass	Chk Pass	Chk Pass	Chk Pass
Value													
Range													

Elem	SiO2	Sn1899	Sr4077	Th2837	Ti3349	Tl1908	U_3701	V_2924	Zn2062	Zr3391
Units	ppm	ppm	ppm	ppm	ppm	ppm	ppm	ppm	ppm	ppm
Avg	**21.644**	**9.4060**	**.98394**	**2.0777**	**1.0204**	**9.1062**	**-.06059**	**.50482**	**.97167**	**1.0441**
Stddev	.089	.2597	.00586	.0111	.0031	.3906	.01212	.00031	.00620	.0150
%RSD	.41123	2.7608	.59596	.53217	.30450	4.2892	20.003	.06178	.63785	1.4394
#1	21.707	9.5896	.98808	2.0699	1.0182	9.3824	-.06916	.50504	.96729	1.0547
#2	21.581	9.2224	.97979	2.0855	1.0226	8.8301	-.05202	.50460	.97605	1.0334
Check ?	Chk Pass	Chk Pass	Chk Pass	Chk Pass	Chk Pass	Chk Pass	None	Chk Pass	Chk Pass	Chk Pass
Value										
Range										

Int. Std.	Y_2243	Y_3600	Y_3774
Units	Cts/S	Cts/S	Cts/S
Avg	**2415.7**	**35602.**	**2145.8**
Stddev	20.0	879.	10.3
%RSD	.82791	2.4694	.47863
#1	2401.5	36224.	2138.5
#2	2429.8	34980.	2153.0

Sample Name: LRA-3827717 Acquired: 5/18/2016 11:14:18 Type: QC
Method: 6500_025(v6) Mode: CONC Corr. Factor: 1.000000
User: CRHOADES Prep Date: Custom ID2: Custom ID3:
Comment:

Elem	Ag3280	Al1670	As1890	B_2089	Ba4554	Be3130	Bi2230	Ca3179	Cd2288	Co2286	Cr2055	Cu3247	Fe2714
Units	ppm	ppm	ppm	ppm	ppm	ppm	ppm	ppm	ppm	ppm	ppm	ppm	ppm
Avg	**.00259**	**.02791**	**10.096**	**9.6996**	**12.229**	**.00014**	**.02973**	**.07099**	**2.0358**	**4.9508**	**9.9043**	**10.440**	**517.38**
Stddev	.00022	.00608	.038	.0431	.058	.00022	.00359	.00729	.0083	.0108	.0250	.020	4.02
%RSD	8.6357	21.773	.37724	.44408	.47093	155.05	12.069	10.265	.40736	.21805	.25258	.18910	.77704
#1	.00243	.03221	10.123	9.7301	12.270	-.00001	.02719	.07614	2.0416	4.9584	9.9220	10.426	514.53
#2	.00274	.02361	10.069	9.6692	12.189	.00030	.03226	.06584	2.0299	4.9432	9.8866	10.454	520.22
Check ?	None	None	Chk Pass	Chk Pass	Chk Pass	None	None	None	Chk Pass	Chk Pass	None	Chk Pass	Chk Pass
Value													
Range													

Elem	K_7664	Li6707	Mg2790	Mn2576	Mo2020	Na5895	Ni2316	P_1782	Pb2203	S_1820	Sb2068	Se1960	Si2881
Units	ppm	ppm	ppm	ppm	ppm	ppm	ppm	ppm	ppm	ppm	ppm	ppm	ppm
Avg	**-.18449**	**-.00220**	**.03581**	**9.6183**	**5.1566**	**.00746**	**9.8510**	**-.01223**	**10.128**	**.00745**	**-.01302**	**5.1008**	**47.652**
Stddev	.05475	.00221	.00188	.0858	.0168	.01457	.0277	.00383	.037	.00217	.00472	.0350	.217
%RSD	29.675	100.73	5.2540	.89157	.32535	195.21	.28065	31.289	.36111	29.177	36.218	.68530	.45473
#1	-.14578	-.00376	.03448	9.5577	5.1685	-.00284	9.8705	-.00953	10.154	.00591	-.01635	5.1255	47.499
#2	-.22320	-.00063	.03714	9.6790	5.1447	.01776	9.8314	-.01494	10.102	.00898	-.00969	5.0761	47.805
Check ?	None	None	None	Chk Pass	Chk Pass	None	Chk Pass	None	Chk Pass	None	None	Chk Pass	Chk Pass
Value													
Range													

Elem	SiO2	Sn1899	Sr4077	Th2837	Ti3349	Tl1908	U_3701	V_2924	Zn2062	Zr3391
Units	ppm	ppm	ppm	ppm	ppm	ppm	ppm	ppm	ppm	ppm
Avg	**101.98**	**-.00074**	**10.312**	**.02295**	**10.071**	**5.1469**	**.06190**	**9.9948**	**9.4163**	**-.01104**
Stddev	.46	.00128	.049	.00543	.030	.1061	.02846	.0423	.0520	.00718
%RSD	.45473	173.13	.47620	23.660	.29840	2.0624	45.974	.42345	.55205	65.031
#1	101.65	-.00165	10.346	.02678	10.050	5.2219	.04178	9.9649	9.3796	-.00597
#2	102.30	.00017	10.277	.01911	10.093	5.0718	.08202	10.025	9.4531	-.01612
Check ?	None	None	Chk Pass	None	Chk Pass	None	None	Chk Pass	Chk Pass	None
Value										
Range										

Int. Std.	Y_2243	Y_3600	Y_3774
Units	Cts/S	Cts/S	Cts/S
Avg	**2648.5**	**40582.**	**2143.4**
Stddev	1.5	464.	23.1
%RSD	.05824	1.1432	1.0779
#1	2649.6	40910.	2127.1
#2	2647.4	40254.	2159.7

Sample Name: CCVH-3894253 Acquired: 5/18/2016 11:17:12 Type: QC
Method: 6500_025(v6) Mode: CONC Corr. Factor: 1.000000
User: CRHOADES Prep Date: Custom ID2: Custom ID3:
Comment:

Elem	Ag3280	Al3092	As1890	B_2089	Ba4554	Be3130	Bi2230	Ca3179	Cd2288	Co2286	Cr2055	Cu3247	Fe2714
Units	ppm	ppm	ppm	ppm	ppm	ppm	ppm	ppm	ppm	ppm	ppm	ppm	ppm
Avg	**-.00091**	**49.964**	**.00312**	**.03657**	**-.00028**	**.00062**	**1.0279**	**-.01045**	**-.00047**	**-.00073**	**.00074**	**.00427**	**49.720**
Stddev	.00033	.764	.00830	.00420	.00014	.00006	.0083	.00322	.00030	.00019	.00002	.00087	.113
%RSD	36.822	1.5296	266.25	11.483	51.164	9.3823	.80861	30.832	63.703	26.229	3.0765	20.454	.22729
#1	-.00114	50.505	.00899	.03954	-.00038	.00058	1.0337	-.01273	-.00068	-.00087	.00073	.00365	49.800
#2	-.00067	49.424	-.00275	.03360	-.00018	.00067	1.0220	-.00817	-.00026	-.00059	.00076	.00488	49.640
Check ?	None	Chk Pass	None	None	None	None	Chk Pass	None	None	None	None	None	Chk Pass
Value													
Range													

Elem	K_7664	Li6707	Mg2790	Mn2576	Mo2020	Na8183	Ni2316	P_1782	Pb2203	S_1820	Sb2068	Se1960	Si2881
Units	ppm	ppm	ppm	ppm	ppm	ppm	ppm	ppm	ppm	ppm	ppm	ppm	ppm
Avg	**-.03732**	**.00096**	**.01653**	**.00065**	**.00728**	**257.37**	**.00172**	**.00564**	**-.00189**	**5.1240**	**-.00835**	**.01191**	**.04646**
Stddev	.00387	.00029	.00163	.00020	.00222	.13	.00037	.00175	.00006	.0019	.00341	.01087	.00702
%RSD	10.358	30.842	9.8632	31.283	30.528	.05054	21.587	31.014	3.1956	.03717	40.783	91.212	15.104
#1	-.04006	.00116	.01538	.00079	.00571	257.47	.00198	.00440	-.00184	5.1226	-.01076	.00423	.05142
#2	-.03459	.00075	.01769	.00050	.00886	257.28	.00146	.00688	-.00193	5.1253	-.00594	.01960	.04150
Check ?	None	None	None	None	None	Chk Pass	None	None	None	Chk Pass	None	None	None
Value													
Range													

Elem	SiO2	Sn1899	Sr4077	Th2837	Ti3349	Tl1908	U_3701	V_2924	Zn2062	Zr3391
Units	ppm	ppm	ppm	ppm	ppm	ppm	ppm	ppm	ppm	ppm
Avg	**.09943**	**.00006**	**.00078**	**4.9924**	**.00132**	**.02064**	**10.391**	**.00921**	**.00029**	**.06674**
Stddev	.01502	.00000	.00018	.0136	.00075	.00140	.303	.00005	.00085	.00204
%RSD	15.104	1.8461	22.549	.27186	56.915	6.7629	2.9180	.53986	288.97	3.0627
#1	.11004	.00006	.00090	4.9828	.00079	.01966	10.176	.00917	.00089	.06819
#2	.08881	.00006	.00065	5.0020	.00186	.02163	10.605	.00924	-.00031	.06530
Check ?	None	None	None	Chk Pass	None	None	Chk Pass	None	None	None
Value										
Range										

Int. Std.	Y_2243	Y_3600	Y_3774
Units	Cts/S	Cts/S	Cts/S
Avg	**2622.8**	**39570.**	**2184.3**
Stddev	4.8	192.	42.2
%RSD	.18468	.48539	1.9319
#1	2626.3	39435.	2154.5
#2	2619.4	39706.	2214.1

Sample Name: CCV-3894251 Acquired: 5/18/2016 11:19:48 Type: QC
Method: 6500_025(v6) Mode: CONC Corr. Factor: 1.000000
User: CRHOADES Prep Date: Custom ID2: Custom ID3:
Comment:

Elem	Ag3280	Al1670	As1890	B_2089	Ba4554	Be3130	Bi2230	Ca3179	Cd2288	Co2286	Cr2055	Cu3247	Fe2599
Units	ppm	ppm	ppm	ppm	ppm	ppm	ppm	ppm	ppm	ppm	ppm	ppm	ppm
Avg	**.50519**	**.51514**	**1.0079**	**.52130**	**.49309**	**.49668**	**.00440**	**4.9212**	**.50439**	**.51155**	**.50579**	**.51275**	**2.5296**
Stddev	.00337	.00124	.0014	.00381	.00590	.00475	.00409	.0433	.00102	.00887	.00706	.00471	.0199
%RSD	.66749	.24071	.13662	.73069	1.1955	.95702	92.973	.88017	.20267	1.7337	1.3963	.91791	.78696
#1	.50280	.51601	1.0089	.52399	.49726	.50004	.00151	4.9518	.50366	.51782	.51078	.50942	2.5436
#2	.50757	.51426	1.0070	.51860	.48892	.49331	.00730	4.8906	.50511	.50528	.50080	.51608	2.5155
Check ?	Chk Pass	Chk Pass	Chk Pass	Chk Pass	Chk Pass	Chk Pass	None	Chk Pass	Chk Pass	Chk Pass	Chk Pass	Chk Pass	Chk Pass
Value													
Range													

Elem	K_7664	Li6707	Mg2790	Mn2576	Mo2020	Na5895	Ni2316	P_1782	Pb2203	S_1820	Sb2068	Se1960	Si2881
Units	ppm	ppm	ppm	ppm	ppm	ppm	ppm	ppm	ppm	ppm	ppm	ppm	ppm
Avg	**49.484**	**1.0292**	**19.812**	**.49978**	**.50770**	**5.0590**	**.50635**	**1.0049**	**1.0188**	**-.01482**	**1.0175**	**1.0036**	**5.0354**
Stddev	.773	.0010	.108	.00185	.00867	.0251	.00697	.0145	.0164	.01123	.0260	.0215	.0134
%RSD	1.5619	.09395	.54286	.37043	1.7081	.49683	1.3759	1.4387	1.6149	75.752	2.5513	2.1441	.26567
#1	50.031	1.0285	19.736	.49847	.51383	5.0768	.51128	1.0151	1.0304	-.00688	1.0358	1.0188	5.0259
#2	48.938	1.0299	19.888	.50109	.50157	5.0412	.50143	.99470	1.0072	-.02276	.99912	.98841	5.0448
Check ?	Chk Pass	Chk Pass	Chk Pass	Chk Pass	Chk Pass	Chk Pass	Chk Pass	Chk Pass	Chk Pass	None	Chk Pass	Chk Pass	Chk Pass
Value													
Range													

Elem	SiO2	Sn1899	Sr4077	Th2837	Ti3349	Tl1908	U_3701	V_2924	Zn2062	Zr3391
Units	ppm	ppm	ppm	ppm	ppm	ppm	ppm	ppm	ppm	ppm
Avg	**10.776**	**1.0068**	**.50855**	**-.00273**	**.49862**	**1.0267**	**.01326**	**.50001**	**.49601**	**.50402**
Stddev	.029	.0132	.00635	.00067	.00140	.0277	.00911	.00331	.00407	.00352
%RSD	.26567	1.3143	1.2493	24.446	.28062	2.6933	68.748	.66192	.82065	.69851
#1	10.755	1.0162	.51305	-.00320	.49763	1.0463	.00681	.50235	.49889	.50153
#2	10.796	.99747	.50406	-.00226	.49961	1.0072	.01970	.49767	.49314	.50650
Check ?	Chk Pass	Chk Pass	Chk Pass	None	Chk Pass	Chk Pass	None	Chk Pass	Chk Pass	Chk Pass
Value										
Range										

Int. Std.	Y_2243	Y_3600	Y_3774
Units	Cts/S	Cts/S	Cts/S
Avg	**2644.8**	**40593.**	**2214.3**
Stddev	31.6	340.	16.1
%RSD	1.1954	.83690	.72768
#1	2667.2	40353.	2202.9
#2	2622.5	40833.	2225.7

Sample Name: CCB Acquired: 5/18/2016 11:22:17 Type: QC
Method: 6500_025(v6) Mode: CONC Corr. Factor: 1.000000
User: CRHOADES Prep Date: Custom ID2: Custom ID3:
Comment:

Elem	Ag3280	Al1670	As1890	B_2089	Ba4554	Be3130	Bi2230	Ca3179	Cd2288	Co2286	Cr2055
Units	ppm	ppm	ppm	ppm	ppm	ppm	ppm	ppm	ppm	ppm	ppm
Avg	**-.00084**	**-.00015**	**-.00054**	**.01264**	**-.00065**	**.00022**	**.00443**	**-.00293**	**-.00032**	**-.00004**	**.00008**
Stddev	.00005	.00013	.00983	.00132	.00032	.00020	.00106	.00564	.00030	.00005	.00003
%RSD	6.0900	85.343	1816.1	10.462	48.761	93.451	23.852	192.74	94.319	107.75	41.387
#1	-.00081	-.00006	-.00749	.01357	-.00043	.00036	.00368	-.00691	-.00011	-.00001	.00006
#2	-.00088	-.00025	.00641	.01170	-.00087	.00007	.00517	.00106	-.00053	-.00008	.00011
Check ?	Chk Pass	Chk Pass	Chk Pass	Chk Pass	Chk Pass	Chk Pass	Chk Pass	Chk Pass	Chk Pass	Chk Pass	Chk Pass
High Limit											
Low Limit											

Elem	Cu3247	Fe2599	K_7664	Li6707	Mg2790	Mn2576	Mo2020	Na5895	Ni2316	P_1782	Pb2203
Units	ppm	ppm	ppm	ppm	ppm	ppm	ppm	ppm	ppm	ppm	ppm
Avg	F **.01560**	**.00174**	**.04942**	**.00113**	**.00946**	**.00017**	**.00305**	**.00207**	**-.00004**	**.00052**	**-.00080**
Stddev	.00029	.00938	.00805	.00460	.00098	.00001	.00067	.01290	.00006	.00121	.00068
%RSD	1.8740	539.54	16.281	405.74	10.407	5.4890	21.831	622.92	151.78	230.16	84.814
#1	.01581	.00837	.04373	-.00212	.00876	.00016	.00258	-.00705	-.00008	.00138	-.00128
#2	.01540	-.00489	.05511	.00439	.01015	.00017	.00352	.01119	.00000	-.00033	-.00032
Check ?	Chk Fail	Chk Pass	Chk Pass	Chk Pass	Chk Pass	Chk Pass	Chk Pass	Chk Pass	Chk Pass	Chk Pass	Chk Pass
High Limit	.00750										
Low Limit	-.01500										

Elem	S_1820	Sb2068	Se1960	Si2881	SiO2	Sn1899	Sr4077	Th2837	Ti3349	Tl1908	U_3701
Units	ppm	ppm	ppm	ppm	ppm	ppm	ppm	ppm	ppm	ppm	ppm
Avg	**-.01887**	W **.00495**	**.00733**	**.01775**	**.03798**	**.00014**	**.00006**	**.00038**	**.00007**	**.00218**	**.00916**
Stddev	.00091	.00307	.00695	.00384	.00823	.00029	.00006	.00147	.00053	.00379	.00353
%RSD	4.8042	62.069	94.745	21.660	21.660	207.39	89.781	385.10	729.38	173.45	38.576
#1	-.01823	.00712	.00242	.02047	.04380	.00035	.00010	.00142	.00044	-.00049	.00666
#2	-.01951	.00278	.01224	.01503	.03216	-.00007	.00002	-.00066	-.00030	.00486	.01165
Check ?	Chk Pass	Chk Warn	Chk Pass	Chk Pass	Chk Pass	Chk Pass	Chk Pass	Chk Pass	Chk Pass	Chk Pass	Chk Pass
High Limit		.00100									
Low Limit		-.00100									

Elem	V_2924	Zn2062	Zr3391
Units	ppm	ppm	ppm
Avg	**.00046**	**-.00092**	**-.00222**
Stddev	.00083	.00032	.00009
%RSD	182.23	34.364	3.9720
#1	-.00013	-.00115	-.00215
#2	.00104	-.00070	-.00228
Check ?	Chk Pass	Chk Pass	Chk Pass
High Limit			
Low Limit			

Int. Std.	Y_2243	Y_3600	Y_3774
Units	Cts/S	Cts/S	Cts/S
Avg	**2694.5**	**40708.**	**2197.9**
Stddev	5.4	245.	8.1
%RSD	.20175	.60262	.36913
#1	2690.6	40534.	2203.6
#2	2698.3	40881.	2192.1

Sample Name: CCVL-3897520 Acquired: 5/18/2016 11:24:39 Type: QC
Method: 6500_025(v6) Mode: CONC Corr. Factor: 1.000000
User: CRHOADES Prep Date: Custom ID2: Custom ID3:
Comment:

Elem	Ag3280	Al1670	As1890	B_2089	Ba4554	Be3130	Bi2230	Ca3179	Cd2288	Co2286	Cr2055	Cu3247
Units	ppm	ppm	ppm	ppm	ppm	ppm	ppm	ppm	ppm	ppm	ppm	ppm
Avg	**.00955**	**.10593**	F **.00774**	**.10848**	**.00899**	**.00117**	**.11079**	**.18926**	**.00540**	**.01038**	**.01054**	**.01596**
Stddev	.00031	.00180	.00194	.00119	.00063	.00005	.00055	.00878	.00013	.00008	.00012	.00043
%RSD	3.2045	1.6976	25.121	1.0940	7.0518	4.2230	.49675	4.6371	2.4513	.81037	1.1447	2.6865
#1	.00933	.10720	.00636	.10932	.00855	.00120	.11040	.19547	.00549	.01032	.01046	.01566
#2	.00976	.10466	.00911	.10764	.00944	.00113	.11118	.18305	.00530	.01044	.01063	.01626
Check ?	Chk Pass	Chk Pass	Chk Fail	Chk Pass	Chk Pass	Chk Pass	Chk Pass	Chk Pass	Chk Pass	Chk Pass	Chk Pass	Chk Pass
Value			.01500									
Range			-30.000%									

Elem	Fe2599	K_7664	Li6707	Mg2790	Mn2576	Mo2020	Na5895	Ni2316	P_1782	Pb2203	S_1820	Sb2068
Units	ppm	ppm	ppm	ppm	ppm	ppm	ppm	ppm	ppm	ppm	ppm	ppm
Avg	**.11845**	**2.9490**	**.01073**	**.20568**	**.01027**	**.02141**	**.98683**	**.04101**	**2.9582**	**.01036**	**-.02362**	**.02571**
Stddev	.00458	.0393	.00140	.00282	.00014	.00083	.00351	.00105	.0433	.00046	.00092	.00906
%RSD	3.8664	1.3326	13.084	1.3689	1.3328	3.8842	.35606	2.5694	1.4638	4.4658	3.8788	35.229
#1	.12169	2.9212	.01172	.20767	.01037	.02082	.98931	.04026	2.9275	.01003	-.02297	.01930
#2	.11521	2.9768	.00974	.20369	.01017	.02200	.98434	.04175	2.9888	.01069	-.02427	.03211
Check ?	Chk Pass	Chk Pass	Chk Pass	Chk Pass	Chk Pass	Chk Pass	Chk Pass	Chk Pass	Chk Pass	Chk Pass	None	Chk Pass
Value												
Range												

Elem	Se1960	Si2881	SiO2	Sn1899	Sr4077	Th2837	Ti3349	Tl1908	U_3701	V_2924	Zn2062	Zr3391
Units	ppm	ppm	ppm	ppm	ppm	ppm	ppm	ppm	ppm	ppm	ppm	ppm
Avg	F **.02159**	**.49151**	**1.0518**	**.10604**	**.01059**	**.01622**	**.00981**	**.01599**	**.05599**	**.01047**	**.01915**	**.01504**
Stddev	.00101	.03916	.0838	.00002	.00005	.00745	.00025	.00115	.04048	.00099	.00030	.00004
%RSD	4.6680	7.9671	7.9671	.01442	.50671	45.910	2.5395	7.1626	72.289	9.4660	1.5739	.28587
#1	.02087	.51920	1.1111	.10603	.01055	.02148	.00963	.01518	.02737	.00977	.01936	.01507
#2	.02230	.46382	.99258	.10606	.01063	.01095	.00999	.01680	.08461	.01117	.01893	.01501
Check ?	Chk Fail	Chk Pass	Chk Pass	Chk Pass	Chk Pass	Chk Pass	Chk Pass	Chk Pass	Chk Pass	Chk Pass	Chk Pass	Chk Pass
Value	.01500											
Range	30.000%											

Int. Std.	Y_2243	Y_3600	Y_3774
Units	Cts/S	Cts/S	Cts/S
Avg	**2735.3**	**41567.**	**2250.1**
Stddev	17.1	141.	20.3
%RSD	.62683	.33825	.90416
#1	2747.4	41468.	2264.5
#2	2723.1	41666.	2235.7

Sample Name: CCVH-3894253 Acquired: 5/18/2016 11:40:08 Type: QC
Method: 6500_025(v6) Mode: CONC Corr. Factor: 1.000000
User: CRHOADES Prep Date: Custom ID2: Custom ID3:
Comment:

Elem	Ag3280	Al3092	As1890	B_2089	Ba4554	Be3130	Bi2230	Ca3179	Cd2288	Co2286	Cr2055	Cu3247	Fe2714
Units	ppm	ppm	ppm	ppm	ppm	ppm	ppm	ppm	ppm	ppm	ppm	ppm	ppm
Avg	**.00004**	**50.864**	**-.00784**	**.00342**	**-.00084**	**.00039**	**1.0248**	**-.01632**	**-.00056**	**-.00079**	**-.00012**	**.00355**	**50.000**
Stddev	.00005	.701	.00209	.00024	.00019	.00016	.0134	.00087	.00008	.00068	.00034	.00092	.269
%RSD	133.74	1.3781	26.625	6.9098	22.449	40.079	1.3037	5.3176	13.791	86.083	284.90	26.064	.53850
#1	.00000	50.368	-.00636	.00358	-.00070	.00050	1.0342	-.01571	-.00050	-.00031	.00012	.00420	49.810
#2	.00007	51.359	-.00931	.00325	-.00097	.00028	1.0153	-.01694	-.00061	-.00127	-.00036	.00289	50.190
Check ?	None	Chk Pass	None	None	None	None	Chk Pass	None	None	None	None	None	Chk Pass
Value													
Range													

Elem	K_7664	Li6707	Mg2790	Mn2576	Mo2020	Na8183	Ni2316	P_1782	Pb2203	S_1820	Sb2068	Se1960	Si2881
Units	ppm	ppm	ppm	ppm	ppm	ppm	ppm	ppm	ppm	ppm	ppm	ppm	ppm
Avg	**-.01237**	**.00147**	**.02205**	**.00019**	**-.00131**	**256.10**	**.00085**	**.00427**	**-.00180**	**5.0425**	**-.00379**	**.00739**	**-.02044**
Stddev	.06302	.00020	.00121	.00009	.00033	3.34	.00007	.00205	.00140	.0235	.00261	.00211	.00983
%RSD	509.26	13.932	5.4872	48.636	25.285	1.3027	8.4724	48.048	78.163	.46659	68.796	28.614	48.069
#1	-.05693	.00162	.02120	.00026	-.00154	253.75	.00090	.00282	-.00279	5.0592	-.00564	.00590	-.01349
#2	.03219	.00133	.02291	.00013	-.00107	258.46	.00080	.00573	-.00080	5.0259	-.00195	.00889	-.02739
Check ?	None	None	None	None	None	Chk Pass	None	None	None	Chk Pass	None	None	None
Value													
Range													

Elem	SiO2	Sn1899	Sr4077	Th2837	Ti3349	Tl1908	U_3701	V_2924	Zn2062	Zr3391
Units	ppm	ppm	ppm	ppm	ppm	ppm	ppm	ppm	ppm	ppm
Avg	**-.04375**	**.00103**	**.00042**	**4.9384**	**.00059**	**-.00152**	**10.434**	**.00784**	**-.00017**	**.06662**
Stddev	.02103	.00013	.00013	.0167	.00066	.00060	.001	.00048	.00107	.00892
%RSD	48.069	12.747	29.537	.33849	111.79	39.368	.01145	6.1020	639.79	13.393
#1	-.02888	.00112	.00051	4.9503	.00012	-.00109	10.433	.00750	.00059	.06031
#2	-.05862	.00094	.00034	4.9266	.00105	-.00194	10.435	.00818	-.00092	.07293
Check ?	None	None	None	Chk Pass	None	None	Chk Pass	None	None	None
Value										
Range										

Int. Std.	Y_2243	Y_3600	Y_3774
Units	Cts/S	Cts/S	Cts/S
Avg	**2665.5**	**40020.**	**2144.9**
Stddev	27.6	200.	69.0
%RSD	1.0370	.49902	3.2176
#1	2685.1	39879.	2193.7
#2	2646.0	40161.	2096.1

Sample Name: CCV-3894251 Acquired: 5/18/2016 11:42:45 Type: QC
Method: 6500_025(v6) Mode: CONC Corr. Factor: 1.000000
User: CRHOADES Prep Date: Custom ID2: Custom ID3:
Comment:

Elem	Ag3280	Al1670	As1890	B_2089	Ba4554	Be3130	Bi2230	Ca3179	Cd2288	Co2286	Cr2055	Cu3247	Fe2599
Units	ppm	ppm	ppm	ppm	ppm	ppm	ppm	ppm	ppm	ppm	ppm	ppm	ppm
Avg	**.49999**	**.51436**	**1.0156**	**.51337**	**.48564**	**.49229**	**.00044**	**4.8998**	**.51416**	**.51966**	**.51343**	**.51124**	**2.4811**
Stddev	.00336	.00009	.0036	.00037	.00553	.00548	.00447	.0435	.00977	.00179	.00196	.00035	.0010
%RSD	.67119	.01682	.35330	.07295	1.1397	1.1133	1006.7	.88815	1.9007	.34515	.38256	.06930	.04057
#1	.49762	.51430	1.0182	.51364	.48955	.49616	-.00271	4.9306	.50725	.52093	.51482	.51099	2.4804
#2	.50236	.51442	1.0131	.51311	.48172	.48841	.00360	4.8690	.52107	.51839	.51204	.51149	2.4818
Check ?	Chk Pass	Chk Pass	Chk Pass	Chk Pass	Chk Pass	Chk Pass	None	Chk Pass	Chk Pass	Chk Pass	Chk Pass	Chk Pass	Chk Pass
Value													
Range													

Elem	K_7664	Li6707	Mg2790	Mn2576	Mo2020	Na5895	Ni2316	P_1782	Pb2203	S_1820	Sb2068	Se1960	Si2881
Units	ppm	ppm	ppm	ppm	ppm	ppm	ppm	ppm	ppm	ppm	ppm	ppm	ppm
Avg	**48.995**	**1.0198**	**19.499**	**.49265**	**.51263**	**5.0189**	**.51445**	**1.0173**	**1.0368**	**-.01079**	**1.0434**	**1.0272**	**4.9460**
Stddev	.497	.0008	.068	.00310	.00415	.0248	.00160	.0059	.0006	.00973	.0068	.0099	.0177
%RSD	1.0142	.07630	.34815	.62940	.81019	.49444	.31145	.58416	.06211	90.186	.65309	.96106	.35760
#1	49.347	1.0193	19.451	.49046	.51557	5.0013	.51558	1.0215	1.0372	-.01767	1.0482	1.0342	4.9335
#2	48.644	1.0204	19.547	.49485	.50970	5.0364	.51332	1.0131	1.0363	-.00391	1.0385	1.0202	4.9585
Check ?	Chk Pass	Chk Pass	Chk Pass	Chk Pass	Chk Pass	Chk Pass	Chk Pass	Chk Pass	Chk Pass	None	Chk Pass	Chk Pass	Chk Pass
Value													
Range													

Elem	SiO2	Sn1899	Sr4077	Th2837	Ti3349	Tl1908	U_3701	V_2924	Zn2062	Zr3391
Units	ppm	ppm	ppm	ppm	ppm	ppm	ppm	ppm	ppm	ppm
Avg	**10.584**	**1.0237**	**.50248**	**-.00372**	**.49182**	**1.0415**	**.00153**	**.49881**	**.49078**	**.49887**
Stddev	.038	.0054	.00534	.00010	.00311	.0121	.04440	.00204	.00485	.00221
%RSD	.35760	.52510	1.0634	2.7689	.63164	1.1630	2904.5	.40969	.98733	.44265
#1	10.558	1.0275	.50626	-.00365	.48962	1.0501	.03292	.49737	.48735	.50043
#2	10.611	1.0199	.49870	-.00379	.49402	1.0329	-.02987	.50026	.49420	.49731
Check ?	Chk Pass	Chk Pass	Chk Pass	None	Chk Pass	Chk Pass	None	Chk Pass	Chk Pass	Chk Pass
Value										
Range										

Int. Std.	Y_2243	Y_3600	Y_3774
Units	Cts/S	Cts/S	Cts/S
Avg	**2684.3**	**41486.**	**2267.6**
Stddev	17.7	586.	1.2
%RSD	.65923	1.4125	.05116
#1	2696.8	41900.	2266.8
#2	2671.8	41071.	2268.5

Sample Name: CCB Acquired: 5/18/2016 11:45:17 Type: QC
Method: 6500_025(v6) Mode: CONC Corr. Factor: 1.000000
User: CRHOADES Prep Date: Custom ID2: Custom ID3:
Comment:

Elem	Ag3280	Al1670	As1890	B_2089	Ba4554	Be3130	Bi2230	Ca3179	Cd2288	Co2286	Cr2055
Units	ppm	ppm	ppm	ppm	ppm	ppm	ppm	ppm	ppm	ppm	ppm
Avg	**.00020**	**-.00047**	**-.00228**	**.00260**	**-.00069**	**.00025**	**.00198**	**-.00686**	**-.00001**	**-.00011**	**.00010**
Stddev	.00125	.00078	.00243	.00030	.00047	.00002	.00166	.00273	.00019	.00014	.00035
%RSD	636.72	165.05	106.20	11.605	68.259	7.9528	84.082	39.842	2150.3	134.89	362.11
#1	-.00069	.00008	-.00400	.00238	-.00103	.00023	.00315	-.00880	.00013	.00000	-.00015
#2	.00108	-.00102	-.00057	.00281	-.00036	.00026	.00080	-.00493	-.00015	-.00021	.00035
Check ?	Chk Pass	Chk Pass	Chk Pass	Chk Pass	Chk Pass	Chk Pass	Chk Pass	Chk Pass	Chk Pass	Chk Pass	Chk Pass
High Limit											
Low Limit											

Elem	Cu3247	Fe2599	K_7664	Li6707	Mg2790	Mn2576	Mo2020	Na5895	Ni2316	P_1782	Pb2203
Units	ppm	ppm	ppm	ppm	ppm	ppm	ppm	ppm	ppm	ppm	ppm
Avg	**-.00004**	**-.00368**	**-.02663**	**.00071**	**.00203**	**.00004**	**.00202**	**.01923**	**-.00041**	**-.00016**	**-.00019**
Stddev	.00027	.00002	.04617	.00073	.00021	.00003	.00021	.00288	.00080	.00119	.00014
%RSD	627.18	.60397	173.39	103.63	10.346	57.781	10.593	14.972	194.74	743.11	74.400
#1	-.00023	-.00370	.00602	.00123	.00188	.00006	.00217	.01719	-.00098	.00068	-.00009
#2	.00015	-.00366	-.05927	.00019	.00218	.00003	.00187	.02126	.00016	-.00100	-.00030
Check ?	Chk Pass	Chk Pass	Chk Pass	Chk Pass	Chk Pass	Chk Pass	Chk Pass	Chk Pass	Chk Pass	Chk Pass	Chk Pass
High Limit											
Low Limit											

Elem	S_1820	Sb2068	Se1960	Si2881	SiO2	Sn1899	Sr4077	Th2837	Ti3349	Tl1908	U_3701
Units	ppm	ppm	ppm	ppm	ppm	ppm	ppm	ppm	ppm	ppm	ppm
Avg	**-.02036**	W **.00770**	W **.00934**	**.00478**	**.01022**	**.00096**	**.00041**	**-.00031**	**-.00051**	**.00185**	**.00474**
Stddev	.00262	.00327	.00054	.03496	.07482	.00079	.00006	.00223	.00053	.00154	.05736
%RSD	12.857	42.468	5.7476	732.20	732.20	82.551	14.766	715.46	102.71	83.354	1209.5
#1	-.01851	.00539	.00972	.02950	.06313	.00152	.00045	-.00189	-.00014	.00076	.04530
#2	-.02221	.01001	.00896	-.01995	-.04269	.00040	.00037	.00126	-.00088	.00293	-.03582
Check ?	Chk Pass	Chk Warn	Chk Warn	Chk Pass	Chk Pass	Chk Pass	Chk Pass	Chk Pass	Chk Pass	Chk Pass	Chk Pass
High Limit		.00100	.00750								
Low Limit		-.00100	-.01500								

Elem	V_2924	Zn2062	Zr3391
Units	ppm	ppm	ppm
Avg	**.00017**	**-.00088**	**-.00067**
Stddev	.00067	.00014	.00060
%RSD	399.66	15.825	90.637
#1	.00064	-.00098	-.00109
#2	-.00030	-.00078	-.00024
Check ?	Chk Pass	Chk Pass	Chk Pass
High Limit			
Low Limit			

Int. Std.	Y_2243	Y_3600	Y_3774
Units	Cts/S	Cts/S	Cts/S
Avg	**2728.6**	**41999.**	**2286.2**
Stddev	24.7	35.	82.0
%RSD	.90405	.08257	3.5854
#1	2746.0	41975.	2228.2
#2	2711.1	42024.	2344.2

Sample Name: CCVL-3897520 Acquired: 5/18/2016 11:48:10 Type: QC
Method: 6500_025(v6) Mode: CONC Corr. Factor: 1.000000
User: CRHOADES Prep Date: Custom ID2: Custom ID3:
Comment:

Elem	Ag3280	Al1670	As1890	B_2089	Ba4554	Be3130	Bi2230	Ca3179	Cd2288	Co2286	Cr2055	Cu3247
Units	ppm	ppm	ppm	ppm	ppm	ppm	ppm	ppm	ppm	ppm	ppm	ppm
Avg	**.01014**	**.10478**	**.01236**	**.09938**	**.00916**	F **.00138**	**.10820**	**.19008**	**.00542**	**.01034**	**.00997**	**.01606**
Stddev	.00088	.00113	.00007	.00005	.00044	.00041	.00217	.00299	.00005	.00045	.00078	.00021
%RSD	8.6712	1.0806	.53267	.05281	4.8216	29.554	2.0014	1.5733	1.0109	4.3361	7.8232	1.2765
#1	.01076	.10398	.01240	.09934	.00948	.00166	.10667	.18797	.00538	.01002	.00942	.01592
#2	.00951	.10558	.01231	.09942	.00885	.00109	.10974	.19220	.00545	.01065	.01052	.01621
Check ?	Chk Pass	Chk Pass	Chk Pass	Chk Pass	Chk Pass	Chk Fail	Chk Pass	Chk Pass	Chk Pass	Chk Pass	Chk Pass	Chk Pass
Value						.00100						
Range						30.000%						

Elem	Fe2599	K_7664	Li6707	Mg2790	Mn2576	Mo2020	Na5895	Ni2316	P_1782	Pb2203	S_1820	Sb2068
Units	ppm	ppm	ppm	ppm	ppm	ppm	ppm	ppm	ppm	ppm	ppm	ppm
Avg	**.09636**	**2.8368**	**.00945**	**.20998**	**.01029**	**.01972**	**.98187**	**.04091**	**2.9110**	**.00964**	**-.02085**	**.02255**
Stddev	.00129	.0426	.00523	.00259	.00006	.00032	.01013	.00037	.0260	.00035	.00185	.00080
%RSD	1.3380	1.5028	55.411	1.2357	.59333	1.6324	1.0316	.91387	.89228	3.6824	8.8716	3.5570
#1	.09728	2.8067	.00575	.20815	.01024	.01949	.97471	.04064	2.8926	.00939	-.02215	.02199
#2	.09545	2.8670	.01315	.21182	.01033	.01995	.98903	.04117	2.9293	.00989	-.01954	.02312
Check ?	Chk Pass	Chk Pass	Chk Pass	Chk Pass	Chk Pass	Chk Pass	Chk Pass	Chk Pass	Chk Pass	Chk Pass	None	Chk Pass
Value												
Range												

Elem	Se1960	Si2881	SiO2	Sn1899	Sr4077	Th2837	Ti3349	Tl1908	U_3701	V_2924	Zn2062	Zr3391
Units	ppm	ppm	ppm	ppm	ppm	ppm	ppm	ppm	ppm	ppm	ppm	ppm
Avg	F **.02212**	**.46490**	**.99489**	**.10390**	**.01038**	**.01176**	**.00958**	**.01391**	F **.09769**	**.01036**	**.01942**	**.01409**
Stddev	.00069	.03835	.08207	.00328	.00025	.00188	.00001	.00009	.06773	.00096	.00031	.00342
%RSD	3.1328	8.2490	8.2490	3.1609	2.4447	15.983	.07998	.65769	69.335	9.2568	1.6114	24.266
#1	.02261	.49202	1.0529	.10158	.01020	.01309	.00958	.01384	.04979	.00968	.01964	.01651
#2	.02163	.43778	.93685	.10622	.01056	.01044	.00959	.01397	.14558	.01104	.01920	.01167
Check ?	Chk Fail	Chk Pass	Chk Pass	Chk Pass	Chk Pass	Chk Pass	Chk Pass	Chk Pass	Chk Fail	Chk Pass	Chk Pass	Chk Pass
Value	.01500								.06000			
Range	30.000%								30.000%			

Int. Std.	Y_2243	Y_3600	Y_3774
Units	Cts/S	Cts/S	Cts/S
Avg	**2677.8**	**40955.**	**2250.1**
Stddev	34.6	424.	60.9
%RSD	1.2925	1.0353	2.7087
#1	2653.3	41255.	2293.2
#2	2702.3	40655.	2207.0

Sample Name: MB 280-325499/1-A Acquired: 5/18/2016 11:51:30 Type: Unk
Method: 6500_025(v6) Mode: CONC Corr. Factor: 1.000000
User: CRHOADES Prep Date: 5/17 Custom ID2: Custom ID3:
Comment: 325499 MI 6010C (As Cr Fe) Q4

Elem	Ag3280	Al1670	As1890	B_2089	Ba4554	Be3130	Bi2230	Ca3179	Cd2288
Line	328.068 {103}	167.079 {502}	189.042 {478}	208.959 {461}	455.403 { 74}	313.042 {108}	223.061 {451}	317.933 {106}	228.802 {447}
Units	ppm	ppm	ppm	ppm	ppm	ppm	ppm	ppm	ppm
Avg	**-.00030**	**.03889**	**-.00022**	**.02623**	**-.00048**	**.00031**	**-.00085**	**.01918**	**-.00031**
Stddev	.00027	.00034	.00712	.00142	.00020	.00004	.00047	.01160	.00029
%RSD	90.435	.87015	3212.0	5.4250	40.974	11.768	55.561	60.487	92.794
#1	-.00048	.03913	.00481	.02723	-.00034	.00029	-.00052	.01098	-.00051
#2	-.00011	.03866	-.00526	.02522	-.00062	.00034	-.00119	.02739	-.00011
Check ?	Chk Pass	Chk Pass	Chk Pass	Chk Pass	Chk Pass	Chk Pass	Chk Pass	Chk Pass	Chk Pass
High Limit									
Low Limit									

Elem	Co2286	Cr2055	Cu3247	Fe2599	K_7664	Li6707	Mg2790	Mn2576	Mo2020
Line	228.616 {447}	205.560 {464}	324.754 {104}	259.940 {130}	766.490 { 44}	670.784 { 50}	279.079 {121}2	257.610 {131}	202.030 {467}
Units	ppm	ppm	ppm	ppm	ppm	ppm	ppm	ppm	ppm
Avg	**-.00011**	**.00043**	**.00053**	**.03607**	**-.04343**	**-.00238**	**.01675**	**.00224**	**-.00039**
Stddev	.00008	.00020	.00024	.00144	.00860	.00369	.00402	.00001	.00045
%RSD	70.581	47.538	44.428	3.9985	19.798	155.06	23.988	.53223	115.92
#1	-.00016	.00057	.00037	.03505	-.03735	-.00499	.01959	.00224	-.00071
#2	-.00005	.00028	.00070	.03709	-.04951	.00023	.01391	.00225	-.00007
Check ?	Chk Pass	Chk Pass	Chk Pass	Chk Pass	Chk Pass	Chk Pass	Chk Pass	Chk Pass	Chk Pass
High Limit									
Low Limit									

Elem	Na5895	Ni2316	P_1782	Pb2203	S_1820	Sb2068	Se1960	Si2881	SiO2
Line	589.592 { 57}	231.604 {446}	178.284 {489}	220.353 {453}	182.034 {485}	206.833 {463}	196.090 {472}	288.158 {117}	288.158 {117}2
Units	ppm	ppm	ppm	ppm	ppm	ppm	ppm	ppm	ppm
Avg	**.03117**	**-.00016**	**.00198**	**.00213**	**-.01669**	**.00543**	**.00470**	**.04855**	**.10390**
Stddev	.01190	.00003	.00251	.00316	.00147	.00405	.00790	.02172	.04648
%RSD	38.187	21.144	126.62	148.00	8.7893	74.668	167.98	44.730	44.730
#1	.02275	-.00014	.00021	.00436	-.01772	.00256	-.00088	.03320	.07104
#2	.03958	-.00019	.00375	-.00010	-.01565	.00830	.01029	.06391	.13677
Check ?	Chk Pass	Chk Pass	Chk Pass	Chk Pass	Chk Pass	Chk Pass	Chk Pass	Chk Pass	Chk Pass
High Limit									
Low Limit									

Elem	Sn1899	Sr4077	Th2837	Ti3349	Tl1908	U_3701	V_2924	Zn2062	Zr3391
Line	189.989 {477}	407.771 { 83}	283.730 {119}	334.904 {101}	190.856 {477}	370.152 { 91}	292.402 {115}	206.200 {163}	339.198 { 99}
Units	ppm	ppm	ppm	ppm	ppm	ppm	ppm	ppm	ppm
Avg	**.00072**	**.00044**	**.00104**	**-.00071**	**-.00353**	**-.01942**	**.00033**	**-.00024**	**.00219**
Stddev	.00146	.00020	.00280	.00029	.00117	.03661	.00010	.00029	.00101
%RSD	202.21	44.771	268.42	40.213	33.016	188.54	30.061	120.83	46.286
#1	.00175	.00058	-.00094	-.00051	-.00271	.00647	.00026	-.00004	.00290
#2	-.00031	.00030	.00302	-.00091	-.00436	-.04531	.00040	-.00045	.00147
Check ?	Chk Pass	Chk Pass	Chk Pass	Chk Pass	Chk Pass	Chk Pass	Chk Pass	Chk Pass	Chk Pass
High Limit									
Low Limit									

Int. Std.	Y_2243	Y_3600	Y_3774
Line	224.306 {450}	360.073 { 94}	377.433 { 89}
Units	Cts/S	Cts/S	Cts/S
Avg	**2686.0**	**40857.**	**2253.0**
Stddev	17.3	985.	60.1
%RSD	.64474	2.4106	2.6676
#1	2673.7	41554.	2295.5
#2	2698.2	40161.	2210.5

Sample Name: LCS 280-325499/2-A Acquired: 5/18/2016 11:53:52 Type: Unk
Method: 6500_025(v6) Mode: CONC Corr. Factor: 1.000000
User: CRHOADES Prep Date: Custom ID2: Custom ID3:
Comment: 325499 MI 6010C (As Cr Fe) Q4

Elem	Ag3280	Al1670	As1890	B_2089	Ba4554	Be3130	Bi2230	Ca3179	Cd2288
Line	328.068 {103}	167.079 {502}	189.042 {478}	208.959 {461}	455.403 { 74}	313.042 {108}	223.061 {451}	317.933 {106}	228.802 {447}
Units	ppm	ppm	ppm	ppm	ppm	ppm	ppm	ppm	ppm
Avg	**.05065**	**2.0610**	**1.0404**	**1.1389**	**2.0170**	**.05125**	F **2.0770**	**49.890**	**.10127**
Stddev	.00104	.0010	.0129	.0050	.0223	.00040	.0163	.474	.00048
%RSD	2.0607	.04942	1.2429	.44328	1.1047	.77928	.78628	.95025	.46971
#1	.05139	2.0617	1.0495	1.1424	2.0328	.05097	2.0886	50.225	.10160
#2	.04991	2.0603	1.0313	1.1353	2.0013	.05153	2.0655	49.554	.10093
Check ?	Chk Pass	Chk Pass	Chk Pass	Chk Pass	Chk Pass	Chk Pass	Chk Fail	Chk Pass	Chk Pass
High Limit							.10000		
Low Limit							-.10000		

Elem	Co2286	Cr2055	Cu3247	Fe2599	K_7664	Li6707	Mg2790	Mn2576	Mo2020
Line	228.616 {447}	205.560 {464}	324.754 {104}	259.940 {130}	766.490 { 44}	670.784 { 50}	279.079 {121}2	257.610 {131}	202.030 {467}
Units	ppm	ppm	ppm	ppm	ppm	ppm	ppm	ppm	ppm
Avg	**.49602**	**.20066**	**.25947**	**1.0617**	**50.773**	**1.0372**	**49.592**	**.49729**	**1.0557**
Stddev	.00261	.00048	.00067	.0081	.489	.0037	.084	.00060	.0082
%RSD	.52548	.23793	.25725	.76026	.96257	.35276	.16978	.12079	.77430
#1	.49787	.20100	.25994	1.0560	51.118	1.0346	49.532	.49686	1.0615
#2	.49418	.20032	.25900	1.0675	50.427	1.0397	49.652	.49771	1.0499
Check ?	Chk Pass	Chk Pass	Chk Pass	Chk Pass	Chk Pass	Chk Pass	Chk Pass	Chk Pass	Chk Pass
High Limit									
Low Limit									

Elem	Na8183	Ni2316	P_1782	Pb2203	S_1820	Sb2068	Se1960	Si2881	SiO2
Line	818.326 { 41}	231.604 {446}	178.284 {489}	220.353 {453}	182.034 {485}	206.833 {463}	196.090 {472}	288.158 {117}	288.158 {117}2
Units	ppm	ppm	ppm	ppm	ppm	ppm	ppm	ppm	ppm
Avg	**54.861**	**.49347**	W **10.284**	**.51092**	**2.0317**	**.52602**	**2.0560**	**2.4367**	**5.2145**
Stddev	.528	.00174	.068	.00048	.0087	.01051	.0163	.0408	.0873
%RSD	.96227	.35308	.66083	.09301	.42605	1.9971	.79091	1.6746	1.6746
#1	55.234	.49470	10.332	.51126	2.0378	.53345	2.0675	2.4656	5.2763
#2	54.488	.49223	10.235	.51058	2.0255	.51859	2.0445	2.4078	5.1528
Check ?	Chk Pass	Chk Pass	Chk Warn	Chk Pass	Chk Pass	Chk Pass	Chk Pass	Chk Pass	Chk Pass
High Limit			2.0000						
Low Limit			-1.0000						

Elem	Sn1899	Sr4077	Th2837	Ti3349	Tl1908	U_3701	V_2924	Zn2062	Zr3391
Line	189.989 {477}	407.771 { 83}	283.730 {119}	334.904 {101}	190.856 {477}	370.152 { 91}	292.402 {115}	206.200 {163}	339.198 { 99}
Units	ppm	ppm	ppm	ppm	ppm	ppm	ppm	ppm	ppm
Avg	**1.9908**	**1.0251**	**1.0315**	**1.0179**	**1.9570**	**2.0838**	**.49871**	**.49126**	**.52336**
Stddev	.0076	.0102	.0022	.0016	.0547	.0208	.00128	.00310	.00244
%RSD	.38202	.99751	.21108	.15360	2.7951	.99620	.25684	.63161	.46652
#1	1.9962	1.0323	1.0300	1.0168	1.9957	2.0985	.49781	.48906	.52509
#2	1.9854	1.0178	1.0331	1.0190	1.9184	2.0691	.49962	.49345	.52164
Check ?	Chk Pass	Chk Pass	Chk Pass	Chk Pass	Chk Pass	Chk Pass	Chk Pass	Chk Pass	Chk Pass
High Limit									
Low Limit									

Int. Std.	Y_2243	Y_3600	Y_3774
Line	224.306 {450}	360.073 { 94}	377.433 { 89}
Units	Cts/S	Cts/S	Cts/S
Avg	**2664.1**	**40172.**	**2148.7**
Stddev	10.2	167.	18.1
%RSD	.38429	.41598	.84354
#1	2671.4	40290.	2135.9
#2	2656.9	40054.	2161.5

Sample Name: 280-82867-A-1-C Acquired: 5/18/2016 11:56:23 Type: Unk
Method: 6500_025(v6) Mode: CONC Corr. Factor: 1.000000
User: CRHOADES Prep Date: Custom ID2: Custom ID3:
Comment: 325499 MI 6010C (As Cr Fe) Q4

Elem	Ag3280	Al3092	As1890	B_2089	Ba4554	Be3130	Bi2230	Ca3179	Cd2288
Line	328.068 {103}	309.271 {109}	189.042 {478}	208.959 {461}	455.403 { 74}	313.042 {108}	223.061 {451}	317.933 {106}	228.802 {447}
Units	ppm	ppm	ppm	ppm	ppm	ppm	ppm	ppm	ppm
Avg	**-.00266**	**496.25**	**.15044**	**.00613**	**1.3033**	**.00939**	W **.08101**	**21.848**	**.00216**
Stddev	.00008	4.52	.00205	.00230	.0134	.00015	.00187	.172	.00018
%RSD	3.0240	.91008	1.3629	37.519	1.0315	1.6385	2.3106	.78550	8.2014
#1	-.00261	493.05	.14899	.00776	1.2938	.00950	.08233	21.727	.00203
#2	-.00272	499.44	.15189	.00450	1.3129	.00928	.07968	21.969	.00228
Check ?	Chk Pass	Chk Pass	Chk Pass	Chk Pass	Chk Pass	Chk Pass	Chk Warn	Chk Pass	Chk Pass
High Limit							.05000		
Low Limit							-.05000		

Elem	Co2286	Cr2055	Cu3247	Fe2714	K_7664	Li6707	Mg2790	Mn2576	Mo2020
Line	228.616 {447}	205.560 {464}	324.754 {104}	271.441 {124}	766.490 { 44}	670.784 { 50}	279.079 {121}2	257.610 {131}	202.030 {467}
Units	ppm	ppm	ppm	ppm	ppm	ppm	ppm	ppm	ppm
Avg	**.20846**	**1.3927**	**.25524**	W **701.32**	**10.529**	**.21550**	**9.4340**	W **16.733**	**.05484**
Stddev	.00172	.0040	.00062	6.25	.051	.00058	.0375	.060	.00053
%RSD	.82345	.28641	.24117	.89114	.48045	.26822	.39760	.35610	.95941
#1	.20725	1.3955	.25568	696.90	10.494	.21509	9.4075	16.691	.05447
#2	.20968	1.3899	.25481	705.74	10.565	.21591	9.4605	16.775	.05521
Check ?	Chk Pass	Chk Pass	Chk Pass	Chk Warn	Chk Pass	Chk Pass	Chk Pass	Chk Warn	Chk Pass
High Limit				500.00				10.000	
Low Limit				40.000				-.01000	

Elem	Na5895	Ni2316	P_1782	Pb2203	S_1820	Sb2068	Se1960	Si2881	SiO2
Line	589.592 { 57}	231.604 {446}	178.284 {489}	220.353 {453}	182.034 {485}	206.833 {463}	196.090 {472}	288.158 {117}	288.158 {117}2
Units	ppm	ppm	ppm	ppm	ppm	ppm	ppm	ppm	ppm
Avg	**.54277**	**.29618**	W **9.4429**	**.36335**	**.68821**	**.00150**	**.01924**	**7.0741**	**15.139**
Stddev	.01623	.00291	.1338	.00343	.01052	.00156	.00922	.0161	.034
%RSD	2.9911	.98104	1.4166	.94325	1.5279	103.69	47.895	.22744	.22744
#1	.53129	.29412	9.3484	.36092	.68078	.00040	.02576	7.0855	15.163
#2	.55425	.29823	9.5375	.36577	.69565	.00260	.01273	7.0627	15.114
Check ?	Chk Pass	Chk Pass	Chk Warn	Chk Pass	Chk Pass	Chk Pass	Chk Pass	Chk Pass	Chk Pass
High Limit			2.0000						
Low Limit			-1.0000						

Elem	Sn1899	Sr4077	Th2837	Ti3349	Tl1908	U_3701	V_2924	Zn2062	Zr3391
Line	189.989 {477}	407.771 { 83}	283.730 {119}	334.904 {101}	190.856 {477}	370.152 { 91}	292.402 {115}	206.200 {163}	339.198 { 99}
Units	ppm	ppm	ppm	ppm	ppm	ppm	ppm	ppm	ppm
Avg	**.02185**	**.19670**	**.24124**	**1.5743**	**.02259**	W **-.09338**	**1.5800**	**1.5533**	**.39351**
Stddev	.00189	.00069	.00588	.0050	.00430	.00028	.0027	.0024	.00148
%RSD	8.6359	.34996	2.4360	.31863	19.025	.30129	.16917	.15407	.37687
#1	.02318	.19621	.24539	1.5708	.01956	-.09318	1.5781	1.5550	.39246
#2	.02051	.19718	.23708	1.5779	.02563	-.09358	1.5819	1.5516	.39456
Check ?	Chk Pass	Chk Pass	Chk Pass	Chk Pass	Chk Pass	Chk Warn	Chk Pass	Chk Pass	Chk Pass
High Limit						45.000			
Low Limit						-.05000			

Int. Std.	Y_2243	Y_3600	Y_3774
Line	224.306 {450}	360.073 { 94}	377.433 { 89}
Units	Cts/S	Cts/S	Cts/S
Avg	**3097.6**	**45068.**	**2691.7**
Stddev	9.9	122.	15.7
%RSD	.31877	.27059	.58407
#1	3090.6	45154.	2702.8
#2	3104.6	44981.	2680.6

Sample Name: 280-82867-A-2-C Acquired: 5/18/2016 11:59:18 Type: Unk
Method: 6500_025(v6) Mode: CONC Corr. Factor: 1.000000
User: CRHOADES Prep Date: Custom ID2: Custom ID3:
Comment: 325499 MI 6010C (As Cr Fe) Q4

Elem	Ag3280	Al3092	As1890	B_2089	Ba4554	Be3130	Bi2230	Ca3179	Cd2288
Line	328.068 {103}	309.271 {109}	189.042 {478}	208.959 {461}	455.403 { 74}	313.042 {108}	223.061 {451}	317.933 {106}	228.802 {447}
Units	ppm	ppm	ppm	ppm	ppm	ppm	ppm	ppm	ppm
Avg	**-.00205**	**489.89**	**.14887**	**.00179**	**2.4524**	**.00936**	W **.08940**	**23.111**	**.00347**
Stddev	.00006	.71	.00090	.00036	.0053	.00013	.00661	.124	.00028
%RSD	3.0177	.14406	.60585	20.020	.21503	1.3580	7.3913	.53605	7.9385
#1	-.00200	489.39	.14823	.00153	2.4487	.00945	.09407	23.023	.00328
#2	-.00209	490.39	.14951	.00204	2.4562	.00927	.08473	23.198	.00367
Check ?	Chk Pass	Chk Pass	Chk Pass	Chk Pass	Chk Pass	Chk Pass	Chk Warn	Chk Pass	Chk Pass
High Limit							.05000		
Low Limit							-.05000		

Elem	Co2286	Cr2055	Cu3247	Fe2714	K_7664	Li6707	Mg2790	Mn2576	Mo2020
Line	228.616 {447}	205.560 {464}	324.754 {104}	271.441 {124}	766.490 { 44}	670.784 { 50}	279.079 {121}2	257.610 {131}	202.030 {467}
Units	ppm	ppm	ppm	ppm	ppm	ppm	ppm	ppm	ppm
Avg	**.21437**	**1.4331**	**.24863**	W **758.01**	**10.061**	**.20887**	**9.1655**	F **22.872**	**.03837**
Stddev	.00060	.0025	.00088	2.56	.050	.00009	.0460	.219	.00001
%RSD	.28114	.17604	.35473	.33717	.49868	.04487	.50165	.95957	.02379
#1	.21395	1.4349	.24926	756.20	10.026	.20881	9.1980	23.027	.03837
#2	.21480	1.4313	.24801	759.82	10.097	.20894	9.1330	22.717	.03838
Check ?	Chk Pass	Chk Pass	Chk Pass	Chk Warn	Chk Pass	Chk Pass	Chk Pass	Chk Fail	Chk Pass
High Limit				500.00				20.000	
Low Limit				40.000				-.02000	

Elem	Na5895	Ni2316	P_1782	Pb2203	S_1820	Sb2068	Se1960	Si2881	SiO2
Line	589.592 { 57}	231.604 {446}	178.284 {489}	220.353 {453}	182.034 {485}	206.833 {463}	196.090 {472}	288.158 {117}	288.158 {117}2
Units	ppm	ppm	ppm	ppm	ppm	ppm	ppm	ppm	ppm
Avg	**.53732**	**.31208**	W **9.4898**	**.36575**	**.62396**	**-.00529**	**.01735**	**8.6235**	**18.454**
Stddev	.01927	.00179	.0183	.00159	.01228	.00128	.00010	.0779	.167
%RSD	3.5869	.57279	.19298	.43580	1.9687	24.219	.59270	.90341	.90341
#1	.55095	.31082	9.4768	.36688	.61527	-.00620	.01742	8.6786	18.572
#2	.52369	.31334	9.5027	.36462	.63264	-.00439	.01728	8.5684	18.336
Check ?	Chk Pass	Chk Pass	Chk Warn	Chk Pass	Chk Pass	Chk Pass	Chk Pass	Chk Pass	Chk Pass
High Limit			2.0000						
Low Limit			-1.0000						

Elem	Sn1899	Sr4077	Th2837	Ti3349	Tl1908	U_3701	V_2924	Zn2062	Zr3391
Line	189.989 {477}	407.771 { 83}	283.730 {119}	334.904 {101}	190.856 {477}	370.152 { 91}	292.402 {115}	206.200 {163}	339.198 { 99}
Units	ppm	ppm	ppm	ppm	ppm	ppm	ppm	ppm	ppm
Avg	**.02064**	**.23649**	**.24442**	**1.3986**	**.01185**	F **-.11990**	**1.5805**	**1.4850**	**.39159**
Stddev	.00062	.00077	.00451	.0133	.00001	.10655	.0006	.0043	.00486
%RSD	2.9879	.32534	1.8454	.95294	.07483	88.863	.03876	.29181	1.2403
#1	.02021	.23594	.24761	1.4080	.01185	-.19524	1.5810	1.4881	.38816
#2	.02108	.23703	.24123	1.3892	.01184	-.04456	1.5801	1.4820	.39503
Check ?	Chk Pass	Chk Pass	Chk Pass	Chk Pass	Chk Pass	Chk Fail	Chk Pass	Chk Pass	Chk Pass
High Limit						50.000			
Low Limit						-.10000			

Int. Std.	Y_2243	Y_3600	Y_3774
Line	224.306 {450}	360.073 { 94}	377.433 { 89}
Units	Cts/S	Cts/S	Cts/S
Avg	**3075.4**	**44596.**	**2630.8**
Stddev	.6	117.	4.6
%RSD	.01904	.26134	.17653
#1	3075.0	44514.	2634.0
#2	3075.8	44679.	2627.5

Sample Name: 280-82867-A-3-C @2 Acquired: 5/18/2016 12:02:14 Type: Unk
Method: 6500_025(v6) Mode: CONC Corr. Factor: 1.000000
User: CRHOADES Prep Date: Custom ID2: Custom ID3:
Comment: 325499 MI 6010C (As Cr Fe) Q4 2x

Elem	Ag3280	Al3092	As1890	B_2089	Ba4554	Be3130	Bi2230	Ca3179	Cd2288
Line	328.068 {103}	309.271 {109}	189.042 {478}	208.959 {461}	455.403 { 74}	313.042 {108}	223.061 {451}	317.933 {106}	228.802 {447}
Units	ppm	ppm	ppm	ppm	ppm	ppm	ppm	ppm	ppm
Avg	**-.00006**	**110.13**	**.04588**	**.00204**	**.89959**	**.00530**	**.01789**	**27.910**	**.00082**
Stddev	.00003	1.47	.00347	.00030	.01296	.00013	.00157	.395	.00014
%RSD	48.754	1.3384	7.5619	14.887	1.4410	2.4145	8.7835	1.4151	16.827
#1	-.00009	109.09	.04833	.00225	.89042	.00520	.01900	27.630	.00072
#2	-.00004	111.18	.04342	.00182	.90876	.00539	.01678	28.189	.00092
Check ?	Chk Pass	Chk Pass	Chk Pass	Chk Pass	Chk Pass	Chk Pass	Chk Pass	Chk Pass	Chk Pass
High Limit									
Low Limit									

Elem	Co2286	Cr2055	Cu3247	Fe2714	K_7664	Li6707	Mg2790	Mn2576	Mo2020
Line	228.616 {447}	205.560 {464}	324.754 {104}	271.441 {124}	766.490 { 44}	670.784 { 50}	279.079 {121}2	257.610 {131}	202.030 {467}
Units	ppm	ppm	ppm	ppm	ppm	ppm	ppm	ppm	ppm
Avg	**.06141**	**.32879**	**.08544**	**123.29**	**4.4694**	**.03715**	**3.5905**	W **10.661**	**.00293**
Stddev	.00245	.01532	.00147	1.51	.0046	.00156	.0491	.138	.00079
%RSD	3.9835	4.6592	1.7221	1.2288	.10399	4.1997	1.3687	1.2982	26.851
#1	.05968	.31796	.08440	122.21	4.4661	.03605	3.5557	10.564	.00237
#2	.06314	.33963	.08648	124.36	4.4727	.03826	3.6252	10.759	.00348
Check ?	Chk Pass	Chk Pass	Chk Pass	Chk Pass	Chk Pass	Chk Pass	Chk Pass	Chk Warn	Chk Pass
High Limit								10.000	
Low Limit								-.01000	

Elem	Na5895	Ni2316	P_1782	Pb2203	S_1820	Sb2068	Se1960	Si2881	SiO2
Line	589.592 { 57}	231.604 {446}	178.284 {489}	220.353 {453}	182.034 {485}	206.833 {463}	196.090 {472}	288.158 {117}	288.158 {117}2
Units	ppm	ppm	ppm	ppm	ppm	ppm	ppm	ppm	ppm
Avg	**.10134**	**.11062**	W **3.1802**	**.12705**	**1.0040**	**-.00330**	**.00453**	**3.2505**	**6.9561**
Stddev	.00561	.00519	.1414	.00373	.0440	.00226	.00063	.0277	.0594
%RSD	5.5315	4.6932	4.4469	2.9322	4.3781	68.679	13.849	.85344	.85344
#1	.09737	.10695	3.0802	.12442	.97296	-.00170	.00409	3.2701	6.9980
#2	.10530	.11429	3.2803	.12968	1.0351	-.00490	.00498	3.2309	6.9141
Check ?	Chk Pass	Chk Pass	Chk Warn	Chk Pass	Chk Pass	Chk Pass	Chk Pass	Chk Pass	Chk Pass
High Limit			2.0000						
Low Limit			-1.0000						

Elem	Sn1899	Sr4077	Th2837	Ti3349	Tl1908	U_3701	V_2924	Zn2062	Zr3391
Line	189.989 {477}	407.771 { 83}	283.730 {119}	334.904 {101}	190.856 {477}	370.152 { 91}	292.402 {115}	206.200 {163}	339.198 { 99}
Units	ppm	ppm	ppm	ppm	ppm	ppm	ppm	ppm	ppm
Avg	**.00300**	**.08738**	**.04337**	**.49946**	**.00483**	W **-.06925**	**.27774**	**.35931**	**.05990**
Stddev	.00036	.00126	.00178	.01059	.00031	.00543	.00447	.00609	.00441
%RSD	11.967	1.4389	4.1078	2.1203	6.4774	7.8396	1.6087	1.6937	7.3562
#1	.00325	.08649	.04463	.49197	.00505	-.06541	.27458	.35500	.05678
#2	.00274	.08827	.04211	.50695	.00461	-.07308	.28090	.36361	.06302
Check ?	Chk Pass	Chk Pass	Chk Pass	Chk Pass	Chk Pass	Chk Warn	Chk Pass	Chk Pass	Chk Pass
High Limit						45.000			
Low Limit						-.05000			

Int. Std.	Y_2243	Y_3600	Y_3774
Line	224.306 {450}	360.073 { 94}	377.433 { 89}
Units	Cts/S	Cts/S	Cts/S
Avg	**4259.4**	**60904.**	**3434.2**
Stddev	66.2	566.	16.9
%RSD	1.5545	.92903	.49274
#1	4212.6	60504.	3422.3
#2	4306.2	61304.	3446.2

Sample Name: 82867-A-4-C @2 Acquired: 5/18/2016 12:04:51 Type: Unk
Method: 6500_025(v6) Mode: CONC Corr. Factor: 1.000000
User: CRHOADES Prep Date: Custom ID2: Custom ID3:
Comment: 325499 MI 6010C (As Cr Fe) Q4 2x

Elem	Ag3280	Al3092	As1890	B_2089	Ba4554	Be3130	Bi2230	Ca3179	Cd2288
Line	328.068 {103}	309.271 {109}	189.042 {478}	208.959 {461}	455.403 { 74}	313.042 {108}	223.061 {451}	317.933 {106}	228.802 {447}
Units	ppm	ppm	ppm	ppm	ppm	ppm	ppm	ppm	ppm
Avg	**-.00113**	**210.52**	**.06320**	**.00658**	**.89094**	**.00603**	**.02869**	**117.24**	**.00337**
Stddev	.00024	.78	.00708	.00176	.00238	.00028	.00266	.57	.00023
%RSD	21.437	.37133	11.198	26.831	.26755	4.7027	9.2605	.48662	6.8961
#1	-.00096	209.96	.05820	.00782	.88926	.00583	.02681	116.83	.00353
#2	-.00130	211.07	.06821	.00533	.89263	.00623	.03057	117.64	.00321
Check ?	Chk Pass	Chk Pass	Chk Pass	Chk Pass	Chk Pass	Chk Pass	Chk Pass	Chk Pass	Chk Pass
High Limit									
Low Limit									

Elem	Co2286	Cr2055	Cu3247	Fe2714	K_7664	Li6707	Mg2790	Mn2576	Mo2020
Line	228.616 {447}	205.560 {464}	324.754 {104}	271.441 {124}	766.490 { 44}	670.784 { 50}	279.079 {121}2	257.610 {131}	202.030 {467}
Units	ppm	ppm	ppm	ppm	ppm	ppm	ppm	ppm	ppm
Avg	**.08860**	**.32848**	**.22795**	**230.93**	**7.5035**	**.08636**	**11.549**	W **12.619**	**.02110**
Stddev	.00167	.00656	.00149	1.55	.0623	.00257	.004	.031	.00067
%RSD	1.8845	1.9970	.65379	.67319	.82983	2.9754	.03200	.24399	3.1695
#1	.08742	.32384	.22900	229.83	7.4595	.08454	11.546	12.641	.02062
#2	.08978	.33312	.22689	232.03	7.5476	.08818	11.552	12.598	.02157
Check ?	Chk Pass	Chk Pass	Chk Pass	Chk Pass	Chk Pass	Chk Pass	Chk Pass	Chk Warn	Chk Pass
High Limit								10.000	
Low Limit								-.01000	

Elem	Na5895	Ni2316	P_1782	Pb2203	S_1820	Sb2068	Se1960	Si2881	SiO2
Line	589.592 { 57}	231.604 {446}	178.284 {489}	220.353 {453}	182.034 {485}	206.833 {463}	196.090 {472}	288.158 {117}	288.158 {117}2
Units	ppm	ppm	ppm	ppm	ppm	ppm	ppm	ppm	ppm
Avg	**.36038**	**.17386**	W **4.5852**	**.23655**	**2.2196**	**.00228**	**.00352**	**3.4041**	**7.2847**
Stddev	.01061	.00440	.0880	.00563	.0570	.00202	.00510	.0316	.0677
%RSD	2.9451	2.5335	1.9184	2.3780	2.5663	88.727	144.81	.92983	.92983
#1	.35288	.17074	4.5230	.23257	2.1794	.00085	-.00008	3.4264	7.3326
#2	.36789	.17697	4.6474	.24052	2.2599	.00371	.00713	3.3817	7.2368
Check ?	Chk Pass	Chk Pass	Chk Warn	Chk Pass	Chk Pass	Chk Pass	Chk Pass	Chk Pass	Chk Pass
High Limit			2.0000						
Low Limit			-1.0000						

Elem	Sn1899	Sr4077	Th2837	Ti3349	Tl1908	U_3701	V_2924	Zn2062	Zr3391
Line	189.989 {477}	407.771 { 83}	283.730 {119}	334.904 {101}	190.856 {477}	370.152 { 91}	292.402 {115}	206.200 {163}	339.198 { 99}
Units	ppm	ppm	ppm	ppm	ppm	ppm	ppm	ppm	ppm
Avg	**.01060**	**.27133**	**.07069**	**.75249**	**.00521**	W **-.06758**	**.50426**	**.88425**	**.11740**
Stddev	.00145	.00087	.00309	.00450	.00120	.00088	.00105	.00114	.00029
%RSD	13.668	.32114	4.3644	.59832	23.108	1.2965	.20738	.12896	.24528
#1	.01162	.27071	.07288	.74930	.00606	-.06820	.50500	.88505	.11720
#2	.00958	.27195	.06851	.75567	.00435	-.06696	.50352	.88344	.11761
Check ?	Chk Pass	Chk Pass	Chk Pass	Chk Pass	Chk Pass	Chk Warn	Chk Pass	Chk Pass	Chk Pass
High Limit						45.000			
Low Limit						-.05000			

Int. Std.	Y_2243	Y_3600	Y_3774
Line	224.306 {450}	360.073 { 94}	377.433 { 89}
Units	Cts/S	Cts/S	Cts/S
Avg	**3217.1**	**47620.**	**2783.1**
Stddev	8.9	199.	20.2
%RSD	.27662	.41743	.72705
#1	3210.8	47761.	2797.4
#2	3223.4	47479.	2768.8

Sample Name: 82867-A-4-C SD@10 Acquired: 5/18/2016 12:07:28 Type: Unk
Method: 6500_025(v6) Mode: CONC Corr. Factor: 1.000000
User: CRHOADES Prep Date: Custom ID2: Custom ID3:
Comment: 325499 MI 6010C (As Cr Fe) Q4 2x

Elem	Ag3280	Al3092	As1890	B_2089	Ba4554	Be3130	Bi2230	Ca3179	Cd2288
Line	328.068 {103}	309.271 {109}	189.042 {478}	208.959 {461}	455.403 { 74}	313.042 {108}	223.061 {451}	317.933 {106}	228.802 {447}
Units	ppm	ppm	ppm	ppm	ppm	ppm	ppm	ppm	ppm
Avg	**-.00111**	**50.574**	**.01851**	**.00159**	**.21092**	**.00169**	**.01002**	**28.041**	**.00056**
Stddev	.00059	.228	.00074	.00010	.00027	.00016	.00403	.202	.00024
%RSD	53.051	.45169	4.0164	6.3002	.12878	9.6514	40.185	.71975	42.241
#1	-.00152	50.413	.01799	.00167	.21073	.00181	.00717	27.899	.00039
#2	-.00069	50.736	.01904	.00152	.21111	.00158	.01287	28.184	.00073
Check ?	Chk Pass	Chk Pass	Chk Pass	Chk Pass	Chk Pass	Chk Pass	Chk Pass	Chk Pass	Chk Pass
High Limit									
Low Limit									

Elem	Co2286	Cr2055	Cu3247	Fe2714	K_7664	Li6707	Mg2790	Mn2576	Mo2020
Line	228.616 {447}	205.560 {464}	324.754 {104}	271.441 {124}	766.490 { 44}	670.784 { 50}	279.079 {121}2	257.610 {131}	202.030 {467}
Units	ppm	ppm	ppm	ppm	ppm	ppm	ppm	ppm	ppm
Avg	**.02160**	**.07743**	**.05266**	**56.142**	**1.6606**	**.02133**	**2.8015**	**3.0685**	**.00466**
Stddev	.00036	.00009	.00028	.184	.0562	.00003	.0054	.0070	.00005
%RSD	1.6526	.12132	.53192	.32756	3.3845	.12209	.19244	.22729	1.1624
#1	.02186	.07737	.05246	56.012	1.7003	.02135	2.8054	3.0735	.00462
#2	.02135	.07750	.05286	56.272	1.6209	.02131	2.7977	3.0636	.00470
Check ?	Chk Pass	Chk Pass	Chk Pass	Chk Pass	Chk Pass	Chk Pass	Chk Pass	Chk Pass	Chk Pass
High Limit									
Low Limit									

Elem	Na5895	Ni2316	P_1782	Pb2203	S_1820	Sb2068	Se1960	Si2881	SiO2
Line	589.592 { 57}	231.604 {446}	178.284 {489}	220.353 {453}	182.034 {485}	206.833 {463}	196.090 {472}	288.158 {117}	288.158 {117}2
Units	ppm	ppm	ppm	ppm	ppm	ppm	ppm	ppm	ppm
Avg	**.06595**	**.04128**	**1.0664**	**.05895**	**.50262**	**.00362**	**.00885**	**.80075**	**1.7136**
Stddev	.02953	.00017	.0098	.00070	.00943	.00001	.00366	.02364	.0506
%RSD	44.766	.40376	.91393	1.1830	1.8770	.28040	41.409	2.9525	2.9525
#1	.08683	.04139	1.0596	.05846	.49595	.00361	.00626	.81747	1.7494
#2	.04508	.04116	1.0733	.05944	.50929	.00363	.01144	.78403	1.6778
Check ?	Chk Pass	Chk Pass	Chk Pass	Chk Pass	Chk Pass	Chk Pass	Chk Pass	Chk Pass	Chk Pass
High Limit									
Low Limit									

Elem	Sn1899	Sr4077	Th2837	Ti3349	Tl1908	U_3701	V_2924	Zn2062	Zr3391
Line	189.989 {477}	407.771 { 83}	283.730 {119}	334.904 {101}	190.856 {477}	370.152 { 91}	292.402 {115}	206.200 {163}	339.198 { 99}
Units	ppm	ppm	ppm	ppm	ppm	ppm	ppm	ppm	ppm
Avg	**.00250**	**.06544**	**.01588**	**.17838**	**-.00188**	**.00192**	**.11905**	**.21347**	**.02700**
Stddev	.00170	.00030	.00005	.00042	.00321	.05577	.00109	.00184	.00238
%RSD	67.949	.46446	.29115	.23751	170.49	2904.0	.91953	.86062	8.8218
#1	.00370	.06565	.01584	.17808	-.00415	-.03752	.11828	.21217	.02868
#2	.00130	.06522	.01591	.17868	.00039	.04136	.11983	.21476	.02532
Check ?	Chk Pass	Chk Pass	Chk Pass	Chk Pass	Chk Pass	Chk Pass	Chk Pass	Chk Pass	Chk Pass
High Limit									
Low Limit									

Int. Std.	Y_2243	Y_3600	Y_3774
Line	224.306 {450}	360.073 { 94}	377.433 { 89}
Units	Cts/S	Cts/S	Cts/S
Avg	**2823.5**	**41911.**	**2292.9**
Stddev	35.7	82.	25.2
%RSD	1.2655	.19684	1.0972
#1	2798.3	41853.	2310.7
#2	2848.8	41969.	2275.2

Sample Name: 82867-B-4-C MS @2 Acquired: 5/18/2016 12:10:04 Type: Unk
Method: 6500_025(v6) Mode: CONC Corr. Factor: 1.000000
User: CRHOADES Prep Date: Custom ID2: Custom ID3:
Comment: 325499 MI 6010C (As Cr Fe) Q4 2x

Elem	Ag3280	Al3092	As1890	B_2089	Ba4554	Be3130	Bi2230	Ca3179	Cd2288
Line	328.068 {103}	309.271 {109}	189.042 {478}	208.959 {461}	455.403 { 74}	313.042 {108}	223.061 {451}	317.933 {106}	228.802 {447}
Units	ppm	ppm	ppm	ppm	ppm	ppm	ppm	ppm	ppm
Avg	**.01723**	**292.60**	**.42538**	**.31320**	**1.4465**	**.02115**	F **.78570**	**99.726**	**.04026**
Stddev	.00057	2.12	.01640	.00872	.0115	.00022	.01964	.668	.00114
%RSD	3.3114	.72568	3.8550	2.7839	.79391	1.0424	2.4994	.66953	2.8299
#1	.01764	291.09	.41379	.30703	1.4384	.02100	.77181	99.254	.03945
#2	.01683	294.10	.43698	.31936	1.4547	.02131	.79959	100.20	.04106
Check ?	Chk Pass	Chk Pass	Chk Pass	Chk Pass	Chk Pass	Chk Pass	Chk Fail	Chk Pass	Chk Pass
High Limit							.10000		
Low Limit							-.10000		

Elem	Co2286	Cr2055	Cu3247	Fe2714	K_7664	Li6707	Mg2790	Mn2576	Mo2020
Line	228.616 {447}	205.560 {464}	324.754 {104}	271.441 {124}	766.490 { 44}	670.784 { 50}	279.079 {121}2	257.610 {131}	202.030 {467}
Units	ppm	ppm	ppm	ppm	ppm	ppm	ppm	ppm	ppm
Avg	**.25895**	**.46499**	**.32170**	**191.70**	**25.916**	**.45720**	**29.752**	W **10.550**	**.34912**
Stddev	.00836	.01531	.00466	3.68	.247	.00865	.514	.005	.00944
%RSD	3.2290	3.2921	1.4493	1.9202	.95250	1.8925	1.7268	.04923	2.7028
#1	.25304	.45417	.31840	189.10	25.742	.45108	29.389	10.554	.34245
#2	.26486	.47581	.32500	194.31	26.091	.46332	30.115	10.546	.35579
Check ?	Chk Pass	Chk Pass	Chk Pass	Chk Pass	Chk Pass	Chk Pass	Chk Pass	Chk Warn	Chk Pass
High Limit								10.000	
Low Limit								-.01000	

Elem	Na8183	Ni2316	P_1782	Pb2203	S_1820	Sb2068	Se1960	Si2881	SiO2
Line	818.326 { 41}	231.604 {446}	178.284 {489}	220.353 {453}	182.034 {485}	206.833 {463}	196.090 {472}	288.158 {117}	288.158 {117}2
Units	ppm	ppm	ppm	ppm	ppm	ppm	ppm	ppm	ppm
Avg	**19.494**	**.41548**	W **7.8717**	**.40829**	**2.7828**	**.02378**	**.71194**	**3.5449**	**7.5861**
Stddev	.620	.01375	.2607	.01152	.1040	.00577	.02886	.0288	.0617
%RSD	3.1781	3.3100	3.3120	2.8226	3.7356	24.267	4.0539	.81330	.81330
#1	19.932	.40575	7.6874	.40014	2.7093	.02786	.69153	3.5653	7.6298
#2	19.056	.42520	8.0561	.41644	2.8563	.01970	.73235	3.5245	7.5425
Check ?	Chk Pass	Chk Pass	Chk Warn	Chk Pass	Chk Pass	Chk Pass	Chk Pass	Chk Pass	Chk Pass
High Limit			2.0000						
Low Limit			-1.0000						

Elem	Sn1899	Sr4077	Th2837	Ti3349	Tl1908	U_3701	V_2924	Zn2062	Zr3391
Line	189.989 {477}	407.771 { 83}	283.730 {119}	334.904 {101}	190.856 {477}	370.152 { 91}	292.402 {115}	206.200 {163}	339.198 { 99}
Units	ppm	ppm	ppm	ppm	ppm	ppm	ppm	ppm	ppm
Avg	**.66850**	**.53723**	**.38857**	**1.3415**	**.63243**	**.59827**	**.66449**	**1.2963**	**.25745**
Stddev	.03198	.00581	.00933	.0221	.00785	.00948	.01401	.0232	.00182
%RSD	4.7844	1.0810	2.4021	1.6434	1.2420	1.5842	2.1077	1.7908	.70645
#1	.64588	.53313	.38197	1.3259	.63798	.60497	.65459	1.2799	.25616
#2	.69112	.54134	.39517	1.3571	.62687	.59157	.67440	1.3128	.25873
Check ?	Chk Pass	Chk Pass	Chk Pass	Chk Pass	Chk Pass	Chk Pass	Chk Pass	Chk Pass	Chk Pass
High Limit									
Low Limit									

Int. Std.	Y_2243	Y_3600	Y_3774
Line	224.306 {450}	360.073 { 94}	377.433 { 89}
Units	Cts/S	Cts/S	Cts/S
Avg	**3197.5**	**46479.**	**2694.9**
Stddev	26.2	480.	47.7
%RSD	.81907	1.0326	1.7702
#1	3179.0	46139.	2661.2
#2	3216.0	46818.	2728.7

Sample Name: 82867-C-4-C MSD @2 Acquired: 5/18/2016 12:12:36 Type: Unk
Method: 6500_025(v6) Mode: CONC Corr. Factor: 1.000000
User: CRHOADES Prep Date: Custom ID2: Custom ID3:
Comment: 325499 MI 6010C (As Cr Fe) Q4 2x

Elem	Ag3280	Al3092	As1890	B_2089	Ba4554	Be3130	Bi2230	Ca3179	Cd2288
Line	328.068 {103}	309.271 {109}	189.042 {478}	208.959 {461}	455.403 { 74}	313.042 {108}	223.061 {451}	317.933 {106}	228.802 {447}
Units	ppm	ppm	ppm	ppm	ppm	ppm	ppm	ppm	ppm
Avg	**.01501**	**265.03**	**.40947**	**.31600**	**1.3114**	**.01862**	F **.72175**	**89.299**	**.03769**
Stddev	.00084	12.22	.01751	.01250	.0563	.00077	.02021	3.901	.00162
%RSD	5.5909	4.6121	4.2771	3.9560	4.2955	4.1444	2.8007	4.3685	4.2968
#1	.01441	256.38	.39709	.30716	1.2715	.01808	.70746	86.541	.03654
#2	.01560	273.67	.42186	.32484	1.3512	.01917	.73604	92.058	.03883
Check ?	Chk Pass	Chk Pass	Chk Pass	Chk Pass	Chk Pass	Chk Pass	Chk Fail	Chk Pass	Chk Pass
High Limit							.10000		
Low Limit							-.10000		

Elem	Co2286	Cr2055	Cu3247	Fe2714	K_7664	Li6707	Mg2790	Mn2576	Mo2020
Line	228.616 {447}	205.560 {464}	324.754 {104}	271.441 {124}	766.490 { 44}	670.784 { 50}	279.079 {121}2	257.610 {131}	202.030 {467}
Units	ppm	ppm	ppm	ppm	ppm	ppm	ppm	ppm	ppm
Avg	**.24517**	**.40810**	**.29213**	**167.99**	**23.337**	**.40655**	**27.131**	**9.9355**	**.34489**
Stddev	.00879	.01500	.00898	5.86	.786	.01190	.831	.4194	.01198
%RSD	3.5871	3.6752	3.0736	3.4890	3.3682	2.9264	3.0623	4.2213	3.4740
#1	.23895	.39750	.28578	163.85	22.782	.39814	26.544	9.6389	.33642
#2	.25138	.41871	.29848	172.14	23.893	.41496	27.719	10.232	.35336
Check ?	Chk Pass	Chk Pass	Chk Pass	Chk Pass	Chk Pass	Chk Pass	Chk Pass	Chk Pass	Chk Pass
High Limit									
Low Limit									

Elem	Na8183	Ni2316	P_1782	Pb2203	S_1820	Sb2068	Se1960	Si2881	SiO2
Line	818.326 { 41}	231.604 {446}	178.284 {489}	220.353 {453}	182.034 {485}	206.833 {463}	196.090 {472}	288.158 {117}	288.158 {117}2
Units	ppm	ppm	ppm	ppm	ppm	ppm	ppm	ppm	ppm
Avg	**16.714**	**.39478**	W **7.3910**	**.38216**	**2.6095**	**.01680**	**.68507**	**3.0967**	**6.6269**
Stddev	.895	.01390	.2865	.01296	.0896	.00190	.02301	.0641	.1372
%RSD	5.3523	3.5213	3.8762	3.3917	3.4332	11.300	3.3591	2.0709	2.0709
#1	16.081	.38495	7.1884	.37300	2.5461	.01546	.66880	3.0513	6.5299
#2	17.346	.40461	7.5936	.39133	2.6728	.01815	.70134	3.1420	6.7240
Check ?	Chk Pass	Chk Pass	Chk Warn	Chk Pass	Chk Pass	Chk Pass	Chk Pass	Chk Pass	Chk Pass
High Limit			2.0000						
Low Limit			-1.0000						

Elem	Sn1899	Sr4077	Th2837	Ti3349	Tl1908	U_3701	V_2924	Zn2062	Zr3391
Line	189.989 {477}	407.771 { 83}	283.730 {119}	334.904 {101}	190.856 {477}	370.152 { 91}	292.402 {115}	206.200 {163}	339.198 { 99}
Units	ppm	ppm	ppm	ppm	ppm	ppm	ppm	ppm	ppm
Avg	**.67075**	**.47578**	**.36090**	**1.5103**	**.59309**	**.52832**	**.61544**	**1.1988**	**.24929**
Stddev	.02769	.02146	.00833	.0520	.00383	.00297	.01918	.0331	.00975
%RSD	4.1286	4.5113	2.3073	3.4421	.64541	.56151	3.1166	2.7646	3.9117
#1	.65117	.46060	.35501	1.4735	.59580	.53041	.60188	1.1753	.24239
#2	.69033	.49096	.36679	1.5471	.59038	.52622	.62900	1.2222	.25618
Check ?	Chk Pass	Chk Pass	Chk Pass	Chk Pass	Chk Pass	Chk Pass	Chk Pass	Chk Pass	Chk Pass
High Limit									
Low Limit									

Int. Std.	Y_2243	Y_3600	Y_3774
Line	224.306 {450}	360.073 { 94}	377.433 { 89}
Units	Cts/S	Cts/S	Cts/S
Avg	**3108.8**	**45344.**	**2628.5**
Stddev	24.1	88.	24.7
%RSD	.77393	.19359	.94105
#1	3091.8	45406.	2646.0
#2	3125.8	45282.	2611.0

Sample Name: 82867-A-4-C PDS @2 Acquired: 5/18/2016 12:15:09 Type: Unk
Method: 6500_025(v6) Mode: CONC Corr. Factor: 1.000000
User: CRHOADES Prep Date: Custom ID2: Custom ID3:
Comment: 325499 MI 6010C (As Cr Fe) Q4 2x

Elem	Ag3280	Al3092	As1890	B_2089	Ba4554	Be3130	Bi2230	Ca3179	Cd2288
Line	328.068 {103}	309.271 {109}	189.042 {478}	208.959 {461}	455.403 { 74}	313.042 {108}	223.061 {451}	317.933 {106}	228.802 {447}
Units	ppm	ppm	ppm	ppm	ppm	ppm	ppm	ppm	ppm
Avg	**.04206**	**205.23**	**.23189**	**.09032**	**.93879**	**.04516**	**.02800**	**128.42**	**.04622**
Stddev	.00024	1.84	.01155	.00042	.00867	.00058	.00261	.96	.00003
%RSD	.58051	.89480	4.9822	.46284	.92314	1.2892	9.3035	.74744	.07203
#1	.04189	203.93	.24006	.09002	.93266	.04474	.02984	127.74	.04620
#2	.04223	206.53	.22372	.09061	.94491	.04557	.02616	129.10	.04624
Check ?	Chk Pass	Chk Pass	Chk Pass	Chk Pass	Chk Pass	Chk Pass	Chk Pass	Chk Pass	Chk Pass
High Limit									
Low Limit									

Elem	Co2286	Cr2055	Cu3247	Fe2714	K_7664	Li6707	Mg2790	Mn2576	Mo2020
Line	228.616 {447}	205.560 {464}	324.754 {104}	271.441 {124}	766.490 { 44}	670.784 { 50}	279.079 {121}2	257.610 {131}	202.030 {467}
Units	ppm	ppm	ppm	ppm	ppm	ppm	ppm	ppm	ppm
Avg	**.12583**	**.36184**	**.26624**	**227.48**	**23.466**	**.16866**	**27.256**	W **12.434**	**.06322**
Stddev	.00084	.00091	.00149	2.05	.139	.00269	.041	.175	.00010
%RSD	.66908	.25204	.55868	.89942	.59305	1.5922	.15180	1.4059	.15421
#1	.12523	.36120	.26519	226.03	23.367	.16676	27.227	12.311	.06315
#2	.12642	.36249	.26729	228.93	23.564	.17056	27.285	12.558	.06329
Check ?	Chk Pass	Chk Pass	Chk Pass	Chk Pass	Chk Pass	Chk Pass	Chk Pass	Chk Warn	Chk Pass
High Limit								10.000	
Low Limit								-.01000	

Elem	Na8183	Ni2316	P_1782	Pb2203	S_1820	Sb2068	Se1960	Si2881	SiO2
Line	818.326 { 41}	231.604 {446}	178.284 {489}	220.353 {453}	182.034 {485}	206.833 {463}	196.090 {472}	288.158 {117}	288.158 {117}2
Units	ppm	ppm	ppm	ppm	ppm	ppm	ppm	ppm	ppm
Avg	**19.544**	**.20865**	W **6.1594**	**.31078**	**2.1947**	**.08755**	**.17665**	**7.3791**	**15.791**
Stddev	.066	.00085	.0074	.00044	.0154	.00345	.00797	.0130	.028
%RSD	.33872	.40694	.11961	.14013	.69983	3.9409	4.5132	.17558	.17558
#1	19.591	.20805	6.1542	.31048	2.2056	.08511	.18229	7.3699	15.772
#2	19.497	.20925	6.1646	.31109	2.1839	.08999	.17102	7.3882	15.811
Check ?	Chk Pass	Chk Pass	Chk Warn	Chk Pass	Chk Pass	Chk Pass	Chk Pass	Chk Pass	Chk Pass
High Limit			2.0000						
Low Limit			-1.0000						

Elem	Sn1899	Sr4077	Th2837	Ti3349	Tl1908	U_3701	V_2924	Zn2062	Zr3391
Line	189.989 {477}	407.771 { 83}	283.730 {119}	334.904 {101}	190.856 {477}	370.152 { 91}	292.402 {115}	206.200 {163}	339.198 { 99}
Units	ppm	ppm	ppm	ppm	ppm	ppm	ppm	ppm	ppm
Avg	**.09089**	**.30142**	**.23812**	**.78601**	**.15117**	**.35282**	**.54122**	**1.0305**	**.16134**
Stddev	.00075	.00200	.00144	.00287	.00101	.03195	.00150	.0006	.00205
%RSD	.82033	.66369	.60385	.36455	.67026	9.0554	.27693	.05372	1.2703
#1	.09141	.30000	.23710	.78398	.15189	.33023	.54016	1.0309	.15989
#2	.09036	.30283	.23913	.78803	.15046	.37541	.54228	1.0301	.16279
Check ?	Chk Pass	Chk Pass	Chk Pass	Chk Pass	Chk Pass	Chk Pass	Chk Pass	Chk Pass	Chk Pass
High Limit									
Low Limit									

Int. Std.	Y_2243	Y_3600	Y_3774
Line	224.306 {450}	360.073 { 94}	377.433 { 89}
Units	Cts/S	Cts/S	Cts/S
Avg	**3204.0**	**45867.**	**2686.9**
Stddev	29.6	7.	21.4
%RSD	.92260	.01456	.79556
#1	3224.9	45871.	2702.0
#2	3183.1	45862.	2671.7

Sample Name: CCVH-3894253 Acquired: 5/18/2016 12:17:44 Type: QC
Method: 6500_025(v6) Mode: CONC Corr. Factor: 1.000000
User: CRHOADES Prep Date: Custom ID2: Custom ID3:
Comment:

Elem	Ag3280	Al3092	As1890	B_2089	Ba4554	Be3130	Bi2230	Ca3179	Cd2288	Co2286	Cr2055	Cu3247	Fe2714
Units	ppm	ppm	ppm	ppm	ppm	ppm	ppm	ppm	ppm	ppm	ppm	ppm	ppm
Avg	**-.00068**	**50.488**	**-.00277**	**.00242**	**-.00055**	**.00028**	**1.0487**	**.01061**	**-.00068**	**-.00096**	**.00011**	**.00430**	**50.141**
Stddev	.00060	.777	.00394	.00141	.00062	.00004	.0070	.00157	.00005	.00058	.00033	.00075	.022
%RSD	87.082	1.5392	142.36	58.388	113.29	14.121	.66936	14.809	8.0322	60.342	299.16	17.325	.04450
#1	-.00110	51.038	.00002	.00142	-.00011	.00025	1.0438	.00950	-.00064	-.00137	.00034	.00483	50.125
#2	-.00026	49.939	-.00555	.00342	-.00099	.00031	1.0537	.01172	-.00072	-.00055	-.00012	.00377	50.157
Check ?	None	Chk Pass	None	None	None	None	Chk Pass	None	None	None	None	None	Chk Pass
Value													
Range													

Elem	K_7664	Li6707	Mg2790	Mn2576	Mo2020	Na8183	Ni2316	P_1782	Pb2203	S_1820	Sb2068	Se1960	Si2881
Units	ppm	ppm	ppm	ppm	ppm	ppm	ppm	ppm	ppm	ppm	ppm	ppm	ppm
Avg	**.06895**	**.00009**	**.01498**	**.00137**	**-.00125**	**257.62**	**.00115**	**.00550**	**-.00182**	**5.2359**	**-.00590**	**.00742**	**.03261**
Stddev	.00203	.00184	.00530	.00013	.00046	.41	.00024	.00359	.00251	.1009	.00698	.00327	.00410
%RSD	2.9403	2051.3	35.391	9.4602	37.016	.15759	20.998	65.226	138.33	1.9271	118.24	44.031	12.581
#1	.06752	.00139	.01123	.00147	-.00158	257.90	.00132	.00803	-.00360	5.1645	-.01083	.00973	.02971
#2	.07039	-.00121	.01872	.00128	-.00093	257.33	.00098	.00296	-.00004	5.3072	-.00097	.00511	.03551
Check ?	None	None	None	None	None	Chk Pass	None	None	None	Chk Pass	None	None	None
Value													
Range													

Elem	SiO2	Sn1899	Sr4077	Th2837	Ti3349	Tl1908	U_3701	V_2924	Zn2062	Zr3391
Units	ppm	ppm	ppm	ppm	ppm	ppm	ppm	ppm	ppm	ppm
Avg	**.06979**	**-.00146**	**.00053**	**4.9218**	**.00153**	**.00503**	**10.281**	**.00818**	**-.00014**	**.06397**
Stddev	.00878	.00045	.00030	.0073	.00080	.00219	.224	.00058	.00033	.00029
%RSD	12.581	31.176	57.028	.14920	51.928	43.575	2.1771	7.0386	236.77	.45867
#1	.06358	-.00178	.00074	4.9270	.00097	.00657	10.123	.00777	.00009	.06418
#2	.07600	-.00114	.00032	4.9166	.00210	.00348	10.439	.00858	-.00037	.06376
Check ?	None	None	None	Chk Pass	None	None	Chk Pass	None	None	None
Value										
Range										

Int. Std.	Y_2243	Y_3600	Y_3774
Units	Cts/S	Cts/S	Cts/S
Avg	**2660.3**	**40566.**	**2241.4**
Stddev	4.5	94.	21.7
%RSD	.16729	.23137	.96621
#1	2663.4	40499.	2226.1
#2	2657.2	40632.	2256.7

Sample Name: CCV-3894251 Acquired: 5/18/2016 12:20:20 Type: QC
Method: 6500_025(v6) Mode: CONC Corr. Factor: 1.000000
User: CRHOADES Prep Date: Custom ID2: Custom ID3:
Comment:

Elem	Ag3280	Al1670	As1890	B_2089	Ba4554	Be3130	Bi2230	Ca3179	Cd2288	Co2286	Cr2055	Cu3247	Fe2599
Units	ppm	ppm	ppm	ppm	ppm	ppm	ppm	ppm	ppm	ppm	ppm	ppm	ppm
Avg	**.50859**	**.53934**	**1.0261**	**.51212**	**.50069**	**.49380**	**.00158**	**4.9619**	**.50941**	**.51748**	**.51354**	**.52117**	**2.5021**
Stddev	.00077	.00658	.0064	.00204	.00097	.00144	.00140	.0040	.00118	.00232	.00333	.00102	.0101
%RSD	.15185	1.2192	.62444	.39891	.19315	.29234	89.064	.08027	.23080	.44774	.64832	.19627	.40291
#1	.50805	.54399	1.0306	.51068	.50138	.49482	.00257	4.9591	.51024	.51584	.51119	.52045	2.5093
#2	.50914	.53469	1.0216	.51357	.50001	.49278	.00058	4.9647	.50857	.51911	.51590	.52189	2.4950
Check ?	Chk Pass	Chk Pass	Chk Pass	Chk Pass	Chk Pass	Chk Pass	None	Chk Pass	Chk Pass	Chk Pass	Chk Pass	Chk Pass	Chk Pass
Value													
Range													

Elem	K_7664	Li6707	Mg2790	Mn2576	Mo2020	Na5895	Ni2316	P_1782	Pb2203	S_1820	Sb2068	Se1960	Si2881
Units	ppm	ppm	ppm	ppm	ppm	ppm	ppm	ppm	ppm	ppm	ppm	ppm	ppm
Avg	**50.199**	**1.0246**	**19.798**	**.49917**	**.51300**	**5.0453**	**.51452**	**1.0237**	**1.0418**	**-.00567**	**1.0466**	**1.0303**	**4.9256**
Stddev	.086	.0057	.028	.00098	.00155	.0143	.00355	.0092	.0118	.00114	.0097	.0088	.0060
%RSD	.17232	.56002	.14010	.19698	.30213	.28399	.69027	.89719	1.1336	20.143	.92934	.84922	.12271
#1	50.138	1.0286	19.779	.49847	.51191	5.0555	.51201	1.0172	1.0335	-.00486	1.0397	1.0241	4.9213
#2	50.260	1.0205	19.818	.49986	.51410	5.0352	.51704	1.0301	1.0502	-.00648	1.0535	1.0365	4.9298
Check ?	Chk Pass	Chk Pass	Chk Pass	Chk Pass	Chk Pass	Chk Pass	Chk Pass	Chk Pass	Chk Pass	None	Chk Pass	Chk Pass	Chk Pass
Value													
Range													

Elem	SiO2	Sn1899	Sr4077	Th2837	Ti3349	Tl1908	U_3701	V_2924	Zn2062	Zr3391
Units	ppm	ppm	ppm	ppm	ppm	ppm	ppm	ppm	ppm	ppm
Avg	**10.541**	**1.0226**	**.51167**	**-.00299**	**.49615**	**1.0521**	**-.02269**	**.50118**	**.49066**	**.50116**
Stddev	.013	.0093	.00186	.00052	.00086	.0041	.01320	.00521	.01019	.00153
%RSD	.12271	.91342	.36364	17.314	.17379	.39240	58.204	1.0388	2.0772	.30431
#1	10.532	1.0160	.51298	-.00262	.49554	1.0491	-.03202	.49750	.48345	.50224
#2	10.550	1.0292	.51035	-.00335	.49676	1.0550	-.01335	.50486	.49786	.50008
Check ?	Chk Pass	Chk Pass	Chk Pass	None	Chk Pass	Chk Pass	None	Chk Pass	Chk Pass	Chk Pass
Value										
Range										

Int. Std.	Y_2243	Y_3600	Y_3774
Units	Cts/S	Cts/S	Cts/S
Avg	**2703.1**	**41168.**	**2163.0**
Stddev	21.8	28.	13.8
%RSD	.80580	.06732	.63825
#1	2687.7	41148.	2153.2
#2	2718.5	41187.	2172.8

Sample Name: CCB Acquired: 5/18/2016 12:22:50 Type: QC
Method: 6500_025(v6) Mode: CONC Corr. Factor: 1.000000
User: CRHOADES Prep Date: Custom ID2: Custom ID3:
Comment:

Elem	Ag3280	Al1670	As1890	B_2089	Ba4554	Be3130	Bi2230	Ca3179	Cd2288	Co2286	Cr2055
Units	ppm	ppm	ppm	ppm	ppm	ppm	ppm	ppm	ppm	ppm	ppm
Avg	**-.00091**	**.00152**	**-.00241**	**.00139**	**-.00062**	**.00015**	**.00075**	**-.00446**	**.00001**	**-.00008**	**-.00015**
Stddev	.00030	.00004	.00760	.00078	.00041	.00016	.00904	.00724	.00040	.00015	.00020
%RSD	32.851	2.5160	315.56	55.917	66.421	104.60	1203.1	162.25	2932.8	194.87	133.59
#1	-.00070	.00150	-.00778	.00195	-.00092	.00027	.00715	-.00958	.00029	-.00019	-.00029
#2	-.00113	.00155	.00296	.00084	-.00033	.00004	-.00564	.00066	-.00027	.00003	-.00001
Check ?	Chk Pass	Chk Pass	Chk Pass	Chk Pass	Chk Pass	Chk Pass	Chk Pass	Chk Pass	Chk Pass	Chk Pass	Chk Pass
High Limit											
Low Limit											

Elem	Cu3247	Fe2599	K_7664	Li6707	Mg2790	Mn2576	Mo2020	Na5895	Ni2316	P_1782	Pb2203
Units	ppm	ppm	ppm	ppm	ppm	ppm	ppm	ppm	ppm	ppm	ppm
Avg	**.00016**	**-.00099**	**-.07530**	**.00148**	**-.00157**	**.00013**	**.00210**	**.00319**	**-.00058**	**.00113**	**.00034**
Stddev	.00068	.00199	.08010	.00209	.00063	.00004	.00093	.02583	.00020	.00059	.00032
%RSD	423.91	200.18	106.38	141.21	39.817	29.157	44.555	810.24	33.932	52.280	94.658
#1	.00065	.00041	-.13194	.00296	-.00113	.00016	.00144	.02146	-.00071	.00071	.00011
#2	-.00032	-.00240	-.01866	.00000	-.00202	.00011	.00276	-.01508	-.00044	.00155	.00057
Check ?	Chk Pass	Chk Pass	Chk Pass	Chk Pass	Chk Pass	Chk Pass	Chk Pass	Chk Pass	Chk Pass	Chk Pass	Chk Pass
High Limit											
Low Limit											

Elem	S_1820	Sb2068	Se1960	Si2881	SiO2	Sn1899	Sr4077	Th2837	Ti3349	Tl1908	U_3701
Units	ppm	ppm	ppm	ppm	ppm	ppm	ppm	ppm	ppm	ppm	ppm
Avg	**-.01843**	W **.00286**	**.00061**	**-.00761**	**-.01628**	**-.00120**	**.00046**	**-.00205**	**-.00018**	**.00500**	**.00247**
Stddev	.00346	.00110	.00439	.01034	.02214	.00101	.00016	.00250	.00028	.00076	.02212
%RSD	18.796	38.552	721.99	136.00	136.00	84.517	34.406	121.88	154.06	15.125	896.73
#1	-.02088	.00208	.00371	-.00029	-.00062	-.00192	.00035	-.00382	.00002	.00553	.01810
#2	-.01598	.00364	-.00250	-.01492	-.03193	-.00048	.00058	-.00028	-.00038	.00446	-.01317
Check ?	Chk Pass	Chk Warn	Chk Pass	Chk Pass	Chk Pass	Chk Pass	Chk Pass	Chk Pass	Chk Pass	Chk Pass	Chk Pass
High Limit		.00100									
Low Limit		-.00100									

Elem	V_2924	Zn2062	Zr3391
Units	ppm	ppm	ppm
Avg	**.00003**	**-.00043**	**.00453**
Stddev	.00027	.00057	.00429
%RSD	871.21	133.58	94.819
#1	-.00016	-.00083	.00149
#2	.00022	-.00002	.00757
Check ?	Chk Pass	Chk Pass	Chk Pass
High Limit			
Low Limit			

Int. Std.	Y_2243	Y_3600	Y_3774
Units	Cts/S	Cts/S	Cts/S
Avg	**2735.1**	**41533.**	**2219.8**
Stddev	32.1	550.	59.3
%RSD	1.1736	1.3233	2.6735
#1	2712.4	41145.	2177.8
#2	2757.8	41922.	2261.8

Sample Name: CCVL-3897520 Acquired: 5/18/2016 12:25:28 Type: QC
Method: 6500_025(v6) Mode: CONC Corr. Factor: 1.000000
User: CRHOADES Prep Date: Custom ID2: Custom ID3:
Comment:

Elem	Ag3280	Al1670	As1890	B_2089	Ba4554	Be3130	Bi2230	Ca3179	Cd2288	Co2286	Cr2055	Cu3247
Units	ppm	ppm	ppm	ppm	ppm	ppm	ppm	ppm	ppm	ppm	ppm	ppm
Avg	**.00929**	**.11364**	**.01597**	**.09867**	**.00895**	**.00117**	**.10746**	**.18862**	**.00493**	**.01001**	**.00995**	**.01681**
Stddev	.00019	.00037	.00030	.00119	.00007	.00002	.00648	.00119	.00005	.00019	.00029	.00000
%RSD	2.0860	.32379	1.8516	1.2043	.74587	1.3594	6.0343	.63001	.97919	1.8516	2.8934	.02503
#1	.00943	.11390	.01618	.09783	.00899	.00116	.10288	.18946	.00490	.01014	.00975	.01681
#2	.00915	.11338	.01576	.09951	.00890	.00118	.11205	.18778	.00497	.00988	.01016	.01681
Check ?	Chk Pass	Chk Pass	Chk Pass	Chk Pass	Chk Pass	Chk Pass	Chk Pass	Chk Pass	Chk Pass	Chk Pass	Chk Pass	Chk Pass
Value												
Range												

Elem	Fe2599	K_7664	Li6707	Mg2790	Mn2576	Mo2020	Na5895	Ni2316	P_1782	Pb2203	S_1820	Sb2068
Units	ppm	ppm	ppm	ppm	ppm	ppm	ppm	ppm	ppm	ppm	ppm	ppm
Avg	**.10286**	**2.9292**	**.01029**	**.20179**	**.01044**	**.01953**	**.95705**	**.04061**	**2.8812**	**.00939**	**-.01610**	**.02478**
Stddev	.00252	.0068	.00172	.00242	.00004	.00066	.01068	.00061	.0455	.00194	.00007	.00173
%RSD	2.4513	.23286	16.671	1.1981	.40054	3.3578	1.1160	1.5116	1.5790	20.633	.42765	6.9750
#1	.10108	2.9341	.01150	.20008	.01042	.01907	.94950	.04017	2.8490	.01076	-.01605	.02356
#2	.10465	2.9244	.00908	.20350	.01047	.02000	.96460	.04104	2.9134	.00802	-.01615	.02600
Check ?	Chk Pass	Chk Pass	Chk Pass	Chk Pass	Chk Pass	Chk Pass	Chk Pass	Chk Pass	Chk Pass	Chk Pass	None	Chk Pass
Value												
Range												

Elem	Se1960	Si2881	SiO2	Sn1899	Sr4077	Th2837	Ti3349	Tl1908	U_3701	V_2924	Zn2062	Zr3391
Units	ppm	ppm	ppm	ppm	ppm	ppm	ppm	ppm	ppm	ppm	ppm	ppm
Avg	**.01571**	**.47547**	**1.0175**	**.10256**	**.01015**	**.01250**	**.00976**	F **.01019**	F **.09982**	**.00976**	**.01859**	F **.00823**
Stddev	.00709	.04970	.1064	.00230	.00001	.00012	.00013	.00213	.03904	.00015	.00003	.00207
%RSD	45.140	10.454	10.454	2.2424	.06184	.99772	1.3788	20.898	39.108	1.5270	.14272	25.119
#1	.02073	.51061	1.0927	.10094	.01015	.01259	.00985	.01170	.07221	.00965	.01857	.00677
#2	.01070	.44032	.94229	.10419	.01016	.01242	.00966	.00869	.12742	.00987	.01861	.00969
Check ?	Chk Pass	Chk Pass	Chk Pass	Chk Pass	Chk Pass	Chk Pass	Chk Pass	Chk Fail	Chk Fail	Chk Pass	Chk Pass	Chk Fail
Value								.01500	.06000			.01500
Range								-30.000%	30.000%			-30.000%

Int. Std.	Y_2243	Y_3600	Y_3774
Units	Cts/S	Cts/S	Cts/S
Avg	**2759.8**	**42073.**	**2219.4**
Stddev	7.5	74.	6.6
%RSD	.27071	.17645	.29845
#1	2754.5	42125.	2224.1
#2	2765.1	42020.	2214.7

Sample Name: 280-82867-A-3-C @5 Acquired: 5/18/2016 12:28:14 Type: Unk
Method: 6500_025(v6) Mode: CONC Corr. Factor: 1.000000
User: CRHOADES Prep Date: Custom ID2: Custom ID3:
Comment: 325499 MI 6010C (As Cr Fe) Q4 5x

Elem	Ag3280	Al3092	As1890	B_2089	Ba4554	Be3130	Bi2230	Ca3179	Cd2288
Line	328.068 {103}	309.271 {109}	189.042 {478}	208.959 {461}	455.403 { 74}	313.042 {108}	223.061 {451}	317.933 {106}	228.802 {447}
Units	ppm	ppm	ppm	ppm	ppm	ppm	ppm	ppm	ppm
Avg	**-.00021**	**64.972**	**.02078**	**.00048**	**.52332**	**.00315**	**.00902**	**16.307**	**.00045**
Stddev	.00051	.090	.00983	.00041	.00110	.00005	.00046	.037	.00004
%RSD	246.40	.13868	47.299	85.118	.20941	1.6375	5.0514	.22387	9.1954
#1	.00015	65.036	.01383	.00076	.52255	.00318	.00870	16.333	.00048
#2	-.00057	64.908	.02773	.00019	.52410	.00311	.00934	16.281	.00042
Check ?	Chk Pass	Chk Pass	Chk Pass	Chk Pass	Chk Pass	Chk Pass	Chk Pass	Chk Pass	Chk Pass
High Limit									
Low Limit									

Elem	Co2286	Cr2055	Cu3247	Fe2714	K_7664	Li6707	Mg2790	Mn2576	Mo2020
Line	228.616 {447}	205.560 {464}	324.754 {104}	271.441 {124}	766.490 { 44}	670.784 { 50}	279.079 {121}2	257.610 {131}	202.030 {467}
Units	ppm	ppm	ppm	ppm	ppm	ppm	ppm	ppm	ppm
Avg	**.03408**	**.18165**	**.04873**	**71.207**	**2.5268**	**.02113**	**2.0449**	**6.0994**	**.00139**
Stddev	.00125	.00631	.00097	.722	.0304	.00022	.0222	.0306	.00053
%RSD	3.6609	3.4748	1.9926	1.0144	1.2042	1.0550	1.0844	.50102	38.365
#1	.03320	.17719	.04805	70.696	2.5053	.02097	2.0292	6.1210	.00101
#2	.03496	.18612	.04942	71.718	2.5483	.02128	2.0605	6.0778	.00177
Check ?	Chk Pass	Chk Pass	Chk Pass	Chk Pass	Chk Pass	Chk Pass	Chk Pass	Chk Pass	Chk Pass
High Limit									
Low Limit									

Elem	Na5895	Ni2316	P_1782	Pb2203	S_1820	Sb2068	Se1960	Si2881	SiO2
Line	589.592 { 57}	231.604 {446}	178.284 {489}	220.353 {453}	182.034 {485}	206.833 {463}	196.090 {472}	288.158 {117}	288.158 {117}2
Units	ppm	ppm	ppm	ppm	ppm	ppm	ppm	ppm	ppm
Avg	**.06422**	**.06206**	**1.7438**	**.07025**	**.54689**	**-.00134**	**.00510**	**2.0288**	**4.3417**
Stddev	.02132	.00222	.0648	.00290	.02378	.00121	.00034	.0186	.0397
%RSD	33.199	3.5728	3.7163	4.1238	4.3483	90.872	6.6646	.91462	.91462
#1	.07930	.06049	1.6980	.06820	.53008	-.00220	.00486	2.0157	4.3136
#2	.04914	.06363	1.7896	.07230	.56371	-.00048	.00534	2.0419	4.3698
Check ?	Chk Pass	Chk Pass	Chk Pass	Chk Pass	Chk Pass	Chk Pass	Chk Pass	Chk Pass	Chk Pass
High Limit									
Low Limit									

Elem	Sn1899	Sr4077	Th2837	Ti3349	Tl1908	U_3701	V_2924	Zn2062	Zr3391
Line	189.989 {477}	407.771 { 83}	283.730 {119}	334.904 {101}	190.856 {477}	370.152 { 91}	292.402 {115}	206.200 {163}	339.198 { 99}
Units	ppm	ppm	ppm	ppm	ppm	ppm	ppm	ppm	ppm
Avg	**.00172**	**.05060**	**.02288**	**.28683**	**.00067**	W **-.06320**	**.15694**	**.20581**	**.03561**
Stddev	.00175	.00080	.00141	.00954	.00084	.00644	.00192	.00242	.00013
%RSD	101.90	1.5778	6.1424	3.3274	125.24	10.183	1.2208	1.1748	.37703
#1	.00296	.05004	.02188	.28008	.00008	-.06775	.15558	.20410	.03551
#2	.00048	.05117	.02387	.29358	.00126	-.05865	.15829	.20752	.03570
Check ?	Chk Pass	Chk Pass	Chk Pass	Chk Pass	Chk Pass	Chk Warn	Chk Pass	Chk Pass	Chk Pass
High Limit						45.000			
Low Limit						-.05000			

Int. Std.	Y_2243	Y_3600	Y_3774
Line	224.306 {450}	360.073 { 94}	377.433 { 89}
Units	Cts/S	Cts/S	Cts/S
Avg	**3376.2**	**50187.**	**2747.6**
Stddev	16.0	78.	16.3
%RSD	.47432	.15529	.59464
#1	3364.9	50132.	2736.1
#2	3387.5	50242.	2759.2

Sample Name: LB3 280-325248/1-B Acquired: 5/18/2016 12:30:56 Type: Unk
Method: 6500_025(v6) Mode: CONC Corr. Factor: 1.000000
User: CRHOADES Prep Date: 5/16 Custom ID2: Custom ID3:
Comment: 325268 TCLP 6010C (Se) Q5

Elem	Ag3280	Al1670	As1890	B_2089	Ba4554	Be3130	Bi2230	Ca3179	Cd2288
Line	328.068 {103}	167.079 {502}	189.042 {478}	208.959 {461}	455.403 { 74}	313.042 {108}	223.061 {451}	317.933 {106}	228.802 {447}
Units	ppm	ppm	ppm	ppm	ppm	ppm	ppm	ppm	ppm
Avg	**-.00018**	**.01184**	**.00215**	**.03695**	**-.00100**	**.00027**	**-.00476**	**.02116**	**-.00024**
Stddev	.00109	.00069	.00326	.00027	.00004	.00001	.00109	.00103	.00005
%RSD	619.75	5.8204	151.78	.73021	3.8843	4.2058	22.985	4.8653	19.816
#1	.00059	.01233	-.00016	.03676	-.00102	.00028	-.00554	.02044	-.00021
#2	-.00094	.01135	.00445	.03714	-.00097	.00026	-.00399	.02189	-.00028
Check ?	Chk Pass	Chk Pass	Chk Pass	Chk Pass	Chk Pass	Chk Pass	Chk Pass	Chk Pass	Chk Pass
High Limit									
Low Limit									

Elem	Co2286	Cr2055	Cu3247	Fe2599	K_7664	Li6707	Mg2790	Mn2576	Mo2020
Line	228.616 {447}	205.560 {464}	324.754 {104}	259.940 {130}	766.490 { 44}	670.784 { 50}	279.079 {121}2	257.610 {131}	202.030 {467}
Units	ppm	ppm	ppm	ppm	ppm	ppm	ppm	ppm	ppm
Avg	**-.00013**	**.00034**	**.00086**	**.01069**	**-.05631**	**-.00163**	**.00678**	**.00055**	**-.00061**
Stddev	.00055	.00013	.00065	.00527	.03781	.00075	.00038	.00012	.00011
%RSD	414.65	38.304	74.874	49.359	67.146	45.747	5.5651	21.877	17.818
#1	.00026	.00044	.00041	.01442	-.08305	-.00216	.00652	.00046	-.00068
#2	-.00052	.00025	.00132	.00696	-.02958	-.00111	.00705	.00063	-.00053
Check ?	Chk Pass	Chk Pass	Chk Pass	Chk Pass	Chk Pass	Chk Pass	Chk Pass	Chk Pass	Chk Pass
High Limit									
Low Limit									

Elem	Na5895	Ni2316	P_1782	Pb2203	S_1820	Sb2068	Se1960	Si2881	SiO2
Line	589.592 { 57}	231.604 {446}	178.284 {489}	220.353 {453}	182.034 {485}	206.833 {463}	196.090 {472}	288.158 {117}	288.158 {117}2
Units	ppm	ppm	ppm	ppm	ppm	ppm	ppm	ppm	ppm
Avg	F **2.4831**	**-.00040**	**.00045**	**.00135**	**-.00777**	**.00304**	**.00672**	**.10871**	**.23263**
Stddev	.0065	.00014	.00098	.00047	.00506	.00359	.01124	.00328	.00702
%RSD	.25993	33.904	216.95	34.946	65.223	117.87	167.37	3.0194	3.0194
#1	2.4876	-.00050	.00115	.00102	-.00418	.00051	.01466	.11103	.23760
#2	2.4785	-.00031	-.00024	.00169	-.01135	.00558	-.00123	.10638	.22766
Check ?	Chk Fail	Chk Pass	Chk Pass	Chk Pass	Chk Pass	Chk Pass	Chk Pass	Chk Pass	None
High Limit	1.0000								
Low Limit	-1.0000								

Elem	Sn1899	Sr4077	Th2837	Ti3349	Tl1908	U_3701	V_2924	Zn2062	Zr3391
Line	189.989 {477}	407.771 { 83}	283.730 {119}	334.904 {101}	190.856 {477}	370.152 { 91}	292.402 {115}	206.200 {163}	339.198 { 99}
Units	ppm	ppm	ppm	ppm	ppm	ppm	ppm	ppm	ppm
Avg	**.00343**	**.00017**	**-.00211**	**.00050**	**-.00171**	**-.00712**	**.00091**	**.00037**	**.00583**
Stddev	.00039	.00000	.00090	.00002	.00135	.07010	.00104	.00035	.00288
%RSD	11.459	1.2366	42.515	3.9875	78.688	984.80	114.60	95.287	49.359
#1	.00316	.00017	-.00275	.00051	-.00076	-.05669	.00164	.00062	.00379
#2	.00371	.00017	-.00148	.00048	-.00267	.04245	.00017	.00012	.00786
Check ?	Chk Pass	Chk Pass	Chk Pass	Chk Pass	Chk Pass	Chk Pass	Chk Pass	Chk Pass	Chk Pass
High Limit									
Low Limit									

Int. Std.	Y_2243	Y_3600	Y_3774
Line	224.306 {450}	360.073 { 94}	377.433 { 89}
Units	Cts/S	Cts/S	Cts/S
Avg	**2773.3**	**42674.**	**2296.7**
Stddev	5.5	260.	66.6
%RSD	.19857	.60892	2.8998
#1	2777.2	42858.	2249.6
#2	2769.4	42490.	2343.8

Sample Name: LCS 280-325248/2-B Acquired: 5/18/2016 12:33:47 Type: Unk
Method: 6500_025(v6) Mode: CONC Corr. Factor: 1.000000
User: CRHOADES Prep Date: Custom ID2: Custom ID3:
Comment: 325268 TCLP 6010C (Se) Q5

Elem	Ag3280	Al1670	As1890	B_2089	Ba4554	Be3130	Bi2230	Ca3179	Cd2288
Line	328.068 {103}	167.079 {502}	189.042 {478}	208.959 {461}	455.403 { 74}	313.042 {108}	223.061 {451}	317.933 {106}	228.802 {447}
Units	ppm	ppm	ppm	ppm	ppm	ppm	ppm	ppm	ppm
Avg	**.19857**	W **.40328**	**.77638**	F **.22442**	**2.2709**	**.00933**	**.41037**	**9.2851**	**.21824**
Stddev	.00022	.00177	.00318	.00038	.0157	.00000	.01145	.0122	.00331
%RSD	.10998	.43868	.41012	.16989	.69205	.01255	2.7893	.13181	1.5153
#1	.19842	.40453	.77863	.22469	2.2598	.00933	.40227	9.2765	.21590
#2	.19872	.40203	.77413	.22415	2.2820	.00933	.41846	9.2938	.22057
Check ?	Chk Pass	Chk Warn	Chk Pass	Chk Fail	Chk Pass	Chk Pass	None	Chk Pass	Chk Pass
High Limit		.43200		.22000					
Low Limit		1.7200		.17800					

Elem	Co2286	Cr2055	Cu3247	Fe2599	K_7664	Li6707	Mg2790	Mn2576	Mo2020
Line	228.616 {447}	205.560 {464}	324.754 {104}	259.940 {130}	766.490 { 44}	670.784 { 50}	279.079 {121}2	257.610 {131}	202.030 {467}
Units	ppm	ppm	ppm	ppm	ppm	ppm	ppm	ppm	ppm
Avg	**.09503**	F **.97964**	**.44249**	F **.24482**	**9.3378**	**.19136**	F **9.0566**	**.09164**	**.19631**
Stddev	.00169	.00149	.00088	.00625	.1351	.00107	.0281	.00019	.00204
%RSD	1.7831	.15197	.19892	2.5546	1.4467	.55845	.31063	.20955	1.0383
#1	.09383	.98069	.44311	.24039	9.4333	.19212	9.0367	.09151	.19487
#2	.09623	.97859	.44187	.24924	9.2422	.19061	9.0765	.09178	.19775
Check ?	Chk Pass	Chk Fail	Chk Pass	Chk Fail	Chk Pass	Chk Pass	Chk Fail	Chk Pass	Chk Pass
High Limit		.25200		.22800			11.300		
Low Limit		.16800		.17600			9.2000		

Elem	Na8183	Ni2316	P_1782	Pb2203	S_1820	Sb2068	Se1960	Si2881	SiO2
Line	818.326 { 41}	231.604 {446}	178.284 {489}	220.353 {453}	182.034 {485}	206.833 {463}	196.090 {472}	288.158 {117}	288.158 {117}2
Units	ppm	ppm	ppm	ppm	ppm	ppm	ppm	ppm	ppm
Avg	F **13.755**	**.09321**	**1.8910**	**1.1051**	**.37198**	**.10553**	**.59419**	**1.9122**	F **4.0922**
Stddev	.033	.00215	.0399	.0140	.01083	.00279	.00876	.0161	.0345
%RSD	.24283	2.3070	2.1079	1.2631	2.9110	2.6438	1.4735	.84223	.84223
#1	13.732	.09169	1.8628	1.0953	.36432	.10356	.58800	1.9009	4.0678
#2	13.779	.09473	1.9192	1.1150	.37964	.10750	.60038	1.9236	4.1166
Check ?	Chk Fail	Chk Pass	Chk Pass	Chk Pass	None	Chk Pass	Chk Pass	Chk Pass	Chk Fail
High Limit	11.200								4.9220
Low Limit	9.1000								4.0200

Elem	Sn1899	Sr4077	Th2837	Ti3349	Tl1908	U_3701	V_2924	Zn2062	Zr3391
Line	189.989 {477}	407.771 { 83}	283.730 {119}	334.904 {101}	190.856 {477}	370.152 { 91}	292.402 {115}	206.200 {163}	339.198 { 99}
Units	ppm	ppm	ppm	ppm	ppm	ppm	ppm	ppm	ppm
Avg	**.37774**	**.19108**	**.17729**	**.18029**	F **.34451**	**.37269**	**.08868**	**.45975**	**.09284**
Stddev	.00449	.00003	.00062	.00135	.00858	.08119	.00011	.00425	.00165
%RSD	1.1886	.01714	.35020	.74605	2.4900	21.784	.12814	.92378	1.7744
#1	.37456	.19105	.17685	.17934	.35058	.31528	.08860	.45674	.09401
#2	.38091	.19110	.17773	.18124	.33845	.43010	.08876	.46275	.09168
Check ?	Chk Pass	Chk Pass	Chk Pass	Chk Pass	Chk Fail	Chk Pass	Chk Pass	Chk Pass	Chk Pass
High Limit					.43200				
Low Limit					.35200				

Int. Std.	Y_2243	Y_3600	Y_3774
Line	224.306 {450}	360.073 { 94}	377.433 { 89}
Units	Cts/S	Cts/S	Cts/S
Avg	**2742.6**	**42344.**	**2227.3**
Stddev	25.5	288.	.1
%RSD	.93072	.67956	.00247
#1	2724.6	42547.	2227.3
#2	2760.7	42140.	2227.2

Sample Name: 280-82584-A-1-B Acquired: 5/18/2016 12:36:22 Type: Unk
Method: 6500_025(v6) Mode: CONC Corr. Factor: 1.000000
User: CRHOADES Prep Date: Custom ID2: Custom ID3:
Comment: 325268 TCLP 6010C (Se) Q5

Elem	Ag3280	Al1670	As1890	B_2089	Ba4554	Be3130	Bi2230	Ca3179	Cd2288
Line	328.068 {103}	167.079 {502}	189.042 {478}	208.959 {461}	455.403 { 74}	313.042 {108}	223.061 {451}	317.933 {106}	228.802 {447}
Units	ppm	ppm	ppm	ppm	ppm	ppm	ppm	ppm	ppm
Avg	**.00230**	**.00320**	**.03545**	W **38.369**	**.00026**	**-.00005**	**.00674**	**1.4958**	**.00201**
Stddev	.00002	.00024	.00401	.083	.00021	.00006	.00201	.0009	.00020
%RSD	.97704	7.6336	11.313	.21743	79.995	107.00	29.895	.06259	9.8019
#1	.00228	.00337	.03262	38.428	.00011	-.00009	.00816	1.4951	.00215
#2	.00231	.00303	.03829	38.310	.00041	-.00001	.00531	1.4965	.00187
Check ?	Chk Pass	Chk Pass	Chk Pass	Chk Warn	Chk Pass	Chk Pass	Chk Pass	Chk Pass	Chk Pass
High Limit				10.000					
Low Limit				-.01000					

Elem	Co2286	Cr2055	Cu3247	Fe2599	K_7664	Li6707	Mg2790	Mn2576	Mo2020
Line	228.616 {447}	205.560 {464}	324.754 {104}	259.940 {130}	766.490 { 44}	670.784 { 50}	279.079 {121}2	257.610 {131}	202.030 {467}
Units	ppm	ppm	ppm	ppm	ppm	ppm	ppm	ppm	ppm
Avg	**-.00230**	**-.00905**	**.17621**	**.03883**	W **389.43**	**.02485**	**.17329**	**.00231**	W **5.2927**
Stddev	.00028	.00034	.00063	.00141	5.11	.00191	.00040	.00002	.0831
%RSD	12.285	3.8010	.35955	3.6194	1.3126	7.6756	.23215	.84637	1.5702
#1	-.00210	-.00929	.17576	.03784	393.05	.02350	.17301	.00229	5.3515
#2	-.00250	-.00880	.17665	.03983	385.82	.02620	.17358	.00232	5.2339
Check ?	Chk Pass	Chk Pass	Chk Pass	Chk Pass	Chk Warn	Chk Pass	Chk Pass	Chk Pass	Chk Warn
High Limit					100.00				5.0000
Low Limit					-.50000				-.01000

Elem	Na8183	Ni2316	P_1782	Pb2203	S_1820	Sb2068	Se1960	Si2881	SiO2
Line	818.326 { 41}	231.604 {446}	178.284 {489}	220.353 {453}	182.034 {485}	206.833 {463}	196.090 {472}	288.158 {117}	288.158 {117}2
Units	ppm	ppm	ppm	ppm	ppm	ppm	ppm	ppm	ppm
Avg	**386.91**	**.00344**	F **173.86**	**.17734**	**32.780**	**.08639**	**.28960**	**3.1164**	**6.6692**
Stddev	4.79	.00020	.63	.00569	.199	.00574	.00280	.0039	.0083
%RSD	1.2393	5.9569	.36278	3.2091	.60709	6.6453	.96544	.12487	.12487
#1	390.30	.00329	174.30	.18137	32.921	.09045	.28762	3.1137	6.6633
#2	383.52	.00358	173.41	.17332	32.639	.08233	.29158	3.1192	6.6751
Check ?	Chk Pass	Chk Pass	Chk Fail	Chk Pass	Chk Pass	Chk Pass	Chk Pass	Chk Pass	Chk Pass
High Limit			50.000						
Low Limit			-2.0000						

Elem	Sn1899	Sr4077	Th2837	Ti3349	Tl1908	U_3701	V_2924	Zn2062	Zr3391
Line	189.989 {477}	407.771 { 83}	283.730 {119}	334.904 {101}	190.856 {477}	370.152 { 91}	292.402 {115}	206.200 {163}	339.198 { 99}
Units	ppm	ppm	ppm	ppm	ppm	ppm	ppm	ppm	ppm
Avg	**.11526**	**.00164**	**-.00585**	**.00286**	**.00655**	**-.02863**	F **-.07159**	**.42856**	**.00136**
Stddev	.00266	.00011	.00040	.00074	.00284	.04845	.00096	.00803	.00595
%RSD	2.3094	6.9070	6.8476	25.943	43.391	169.26	1.3419	1.8733	439.01
#1	.11714	.00172	-.00557	.00234	.00454	-.06289	-.07091	.42288	.00556
#2	.11338	.00156	-.00613	.00339	.00856	.00564	-.07227	.43424	-.00285
Check ?	Chk Pass	Chk Pass	Chk Pass	Chk Pass	Chk Pass	Chk Pass	Chk Fail	Chk Pass	Chk Pass
High Limit							50.000		
Low Limit							-.02000		

Int. Std.	Y_2243	Y_3600	Y_3774
Line	224.306 {450}	360.073 { 94}	377.433 { 89}
Units	Cts/S	Cts/S	Cts/S
Avg	**2551.9**	**39832.**	**2433.1**
Stddev	3.5	88.	8.6
%RSD	.13861	.22142	.35391
#1	2554.4	39770.	2427.0
#2	2549.4	39894.	2439.2

Sample Name: 280-82584-A-1-B SD@5 Acquired: 5/18/2016 12:39:21 Type: Unk
Method: 6500_025(v6) Mode: CONC Corr. Factor: 1.000000
User: CRHOADES Prep Date: Custom ID2: Custom ID3:
Comment: 325268 TCLP 6010C (Se) Q5

Elem	Ag3280	Al1670	As1890	B_2089	Ba4554	Be3130	Bi2230	Ca3179	Cd2288
Line	328.068 {103}	167.079 {502}	189.042 {478}	208.959 {461}	455.403 { 74}	313.042 {108}	223.061 {451}	317.933 {106}	228.802 {447}
Units	ppm	ppm	ppm	ppm	ppm	ppm	ppm	ppm	ppm
Avg	**.00037**	**.00124**	**-.00053**	**7.4400**	**-.00139**	**.00018**	**-.00288**	**.23593**	**.00055**
Stddev	.00019	.00050	.00513	.2109	.00048	.00011	.00076	.00155	.00019
%RSD	50.440	40.321	964.32	2.8341	34.699	62.110	26.462	.65666	35.274
#1	.00051	.00089	.00309	7.2909	-.00105	.00026	-.00234	.23703	.00069
#2	.00024	.00160	-.00416	7.5891	-.00173	.00010	-.00341	.23483	.00041
Check ?	Chk Pass	Chk Pass	Chk Pass	Chk Pass	Chk Pass	Chk Pass	Chk Pass	Chk Pass	Chk Pass
High Limit									
Low Limit									

Elem	Co2286	Cr2055	Cu3247	Fe2599	K_7664	Li6707	Mg2790	Mn2576	Mo2020
Line	228.616 {447}	205.560 {464}	324.754 {104}	259.940 {130}	766.490 { 44}	670.784 { 50}	279.079 {121}2	257.610 {131}	202.030 {467}
Units	ppm	ppm	ppm	ppm	ppm	ppm	ppm	ppm	ppm
Avg	**-.00057**	**-.00158**	**.03389**	**.01044**	**66.138**	**.00694**	**.02873**	**.00044**	**1.0308**
Stddev	.00016	.00017	.00096	.00093	.900	.00070	.00096	.00005	.0193
%RSD	27.831	10.937	2.8306	8.9491	1.3601	10.020	3.3399	11.120	1.8769
#1	-.00045	-.00171	.03321	.01110	66.774	.00743	.02806	.00041	1.0171
#2	-.00068	-.00146	.03457	.00978	65.502	.00645	.02941	.00048	1.0444
Check ?	Chk Pass	Chk Pass	Chk Pass	Chk Pass	Chk Pass	Chk Pass	Chk Pass	Chk Pass	Chk Pass
High Limit									
Low Limit									

Elem	Na8183	Ni2316	P_1782	Pb2203	S_1820	Sb2068	Se1960	Si2881	SiO2
Line	818.326 { 41}	231.604 {446}	178.284 {489}	220.353 {453}	182.034 {485}	206.833 {463}	196.090 {472}	288.158 {117}	288.158 {117}2
Units	ppm	ppm	ppm	ppm	ppm	ppm	ppm	ppm	ppm
Avg	**70.115**	**.00014**	W **27.996**	**.03526**	**6.3759**	**.01901**	**.06493**	**.53599**	**1.1470**
Stddev	.449	.00001	.847	.00220	.1272	.00328	.00322	.01094	.0234
%RSD	.63969	5.1719	3.0260	6.2366	1.9944	17.248	4.9623	2.0417	2.0417
#1	69.798	.00014	27.397	.03681	6.2860	.01669	.06720	.52825	1.1305
#2	70.432	.00013	28.595	.03370	6.4658	.02133	.06265	.54373	1.1636
Check ?	Chk Pass	Chk Pass	Chk Warn	Chk Pass	Chk Pass	Chk Pass	Chk Pass	Chk Pass	Chk Pass
High Limit			2.0000						
Low Limit			-1.0000						

Elem	Sn1899	Sr4077	Th2837	Ti3349	Tl1908	U_3701	V_2924	Zn2062	Zr3391
Line	189.989 {477}	407.771 { 83}	283.730 {119}	334.904 {101}	190.856 {477}	370.152 { 91}	292.402 {115}	206.200 {163}	339.198 { 99}
Units	ppm	ppm	ppm	ppm	ppm	ppm	ppm	ppm	ppm
Avg	**.02442**	**.00044**	**-.00223**	**-.00015**	**-.00846**	**.01524**	W **-.01198**	**.06520**	**.00137**
Stddev	.00351	.00003	.00213	.00045	.00011	.02050	.00106	.00012	.00035
%RSD	14.376	6.7920	95.348	295.03	1.3566	134.52	8.8508	.17663	25.738
#1	.02194	.00046	-.00073	-.00047	-.00838	.00074	-.01273	.06528	.00112
#2	.02690	.00042	-.00374	.00017	-.00854	.02973	-.01123	.06511	.00161
Check ?	Chk Pass	Chk Pass	Chk Pass	Chk Pass	Chk Pass	Chk Pass	Chk Warn	Chk Pass	Chk Pass
High Limit							10.000		
Low Limit							-.01000		

Int. Std.	Y_2243	Y_3600	Y_3774
Line	224.306 {450}	360.073 { 94}	377.433 { 89}
Units	Cts/S	Cts/S	Cts/S
Avg	**2782.9**	**43410.**	**2420.4**
Stddev	21.3	50.	61.8
%RSD	.76382	.11504	2.5547
#1	2767.8	43374.	2376.7
#2	2797.9	43445.	2464.1

Sample Name: 280-82584-A-1-C MS Acquired: 5/18/2016 12:42:00 Type: Unk
Method: 6500_025(v6) Mode: CONC Corr. Factor: 1.000000
User: CRHOADES Prep Date: Custom ID2: Custom ID3:
Comment: 325268 TCLP 6010C (Se) Q5

Elem	Ag3280	Al1670	As1890	B_2089	Ba4554	Be3130	Bi2230	Ca3179	Cd2288
Line	328.068 {103}	167.079 {502}	189.042 {478}	208.959 {461}	455.403 { 74}	313.042 {108}	223.061 {451}	317.933 {106}	228.802 {447}
Units	ppm	ppm	ppm	ppm	ppm	ppm	ppm	ppm	ppm
Avg	W **.18704**	**.36482**	**1.0033**	W **32.884**	**2.3361**	**.00981**	F **.22526**	**10.596**	**.20183**
Stddev	.00015	.00410	.0109	.222	.0483	.00005	.01624	.030	.00828
%RSD	.08047	1.1234	1.0895	.67429	2.0697	.54350	7.2077	.28514	4.1026
#1	.18694	.36772	1.0111	33.041	2.3703	.00984	.23674	10.618	.20769
#2	.18715	.36192	.99560	32.728	2.3019	.00977	.21378	10.575	.19598
Check ?	Chk Warn	Chk Pass	Chk Pass	Chk Warn	Chk Pass	Chk Pass	Chk Fail	Chk Pass	Chk Pass
High Limit	.10000			10.000			.10000		
Low Limit	-.01000			-.01000			-.10000		

Elem	Co2286	Cr2055	Cu3247	Fe2599	K_7664	Li6707	Mg2790	Mn2576	Mo2020
Line	228.616 {447}	205.560 {464}	324.754 {104}	259.940 {130}	766.490 { 44}	670.784 { 50}	279.079 {121}2	257.610 {131}	202.030 {467}
Units	ppm	ppm	ppm	ppm	ppm	ppm	ppm	ppm	ppm
Avg	**.09372**	**1.0379**	**.57004**	**.23468**	W **347.90**	**.21105**	**7.6571**	**.09344**	**4.7069**
Stddev	.00265	.0020	.00313	.00041	7.34	.00150	.0212	.00010	.1261
%RSD	2.8274	.19137	.54958	.17614	2.1094	.70888	.27694	.10858	2.6796
#1	.09559	1.0393	.56782	.23439	353.09	.21000	7.6721	.09337	4.7961
#2	.09184	1.0365	.57225	.23497	342.71	.21211	7.6421	.09351	4.6177
Check ?	Chk Pass	Chk Pass	Chk Pass	Chk Pass	Chk Warn	Chk Pass	Chk Pass	Chk Pass	Chk Pass
High Limit					100.00				
Low Limit					-.50000				

Elem	Na8183	Ni2316	P_1782	Pb2203	S_1820	Sb2068	Se1960	Si2881	SiO2
Line	818.326 { 41}	231.604 {446}	178.284 {489}	220.353 {453}	182.034 {485}	206.833 {463}	196.090 {472}	288.158 {117}	288.158 {117}2
Units	ppm	ppm	ppm	ppm	ppm	ppm	ppm	ppm	ppm
Avg	**348.23**	**.09964**	F **149.21**	**1.1449**	**30.824**	**.16246**	**.58266**	**4.4164**	**9.4510**
Stddev	7.63	.00366	1.23	.0328	1.046	.00665	.02637	.0163	.0349
%RSD	2.1914	3.6759	.82433	2.8648	3.3932	4.0951	4.5254	.36935	.36935
#1	353.62	.10223	150.08	1.1681	31.564	.16716	.60130	4.4279	9.4757
#2	342.83	.09705	148.34	1.1217	30.085	.15775	.56401	4.4048	9.4263
Check ?	Chk Pass	Chk Pass	Chk Fail	Chk Pass	Chk Pass	Chk Pass	Chk Pass	Chk Pass	Chk Pass
High Limit			50.000						
Low Limit			-2.0000						

Elem	Sn1899	Sr4077	Th2837	Ti3349	Tl1908	U_3701	V_2924	Zn2062	Zr3391
Line	189.989 {477}	407.771 { 83}	283.730 {119}	334.904 {101}	190.856 {477}	370.152 { 91}	292.402 {115}	206.200 {163}	339.198 { 99}
Units	ppm	ppm	ppm	ppm	ppm	ppm	ppm	ppm	ppm
Avg	**.30464**	**.19704**	**.16529**	**.18944**	**.36080**	**.36588**	**.03457**	**.85602**	**.09621**
Stddev	.02885	.00072	.00121	.00010	.00988	.00630	.00043	.00138	.00017
%RSD	9.4692	.36433	.72961	.05526	2.7388	1.7212	1.2449	.16097	.17795
#1	.32504	.19653	.16443	.18937	.36779	.37034	.03427	.85699	.09633
#2	.28424	.19755	.16614	.18951	.35381	.36143	.03487	.85504	.09609
Check ?	Chk Pass	Chk Pass	Chk Pass	Chk Pass	Chk Pass	Chk Pass	Chk Pass	Chk Pass	Chk Pass
High Limit									
Low Limit									

Int. Std.	Y_2243	Y_3600	Y_3774
Line	224.306 {450}	360.073 { 94}	377.433 { 89}
Units	Cts/S	Cts/S	Cts/S
Avg	**2573.1**	**40686.**	**2440.7**
Stddev	8.9	107.	30.8
%RSD	.34467	.26420	1.2621
#1	2579.4	40610.	2419.0
#2	2566.9	40762.	2462.5

Sample Name: 280-82584-A-1-D MSD Acquired: 5/18/2016 12:44:53 Type: Unk
Method: 6500_025(v6) Mode: CONC Corr. Factor: 1.000000
User: CRHOADES Prep Date: Custom ID2: Custom ID3:
Comment: 325268 TCLP 6010C (Se) Q5

Elem	Ag3280	Al1670	As1890	B_2089	Ba4554	Be3130	Bi2230	Ca3179	Cd2288
Line	328.068 {103}	167.079 {502}	189.042 {478}	208.959 {461}	455.403 { 74}	313.042 {108}	223.061 {451}	317.933 {106}	228.802 {447}
Units	ppm	ppm	ppm	ppm	ppm	ppm	ppm	ppm	ppm
Avg	W **.19144**	**.36667**	**.98881**	W **33.288**	**2.3305**	**.00936**	F **.24230**	**10.654**	**.20421**
Stddev	.00022	.00437	.00748	.003	.0346	.00002	.01961	.039	.00206
%RSD	.11343	1.1912	.75600	.00886	1.4837	.20296	8.0915	.36375	1.0091
#1	.19159	.36358	.98352	33.286	2.3061	.00935	.25616	10.626	.20567
#2	.19128	.36976	.99409	33.290	2.3550	.00938	.22844	10.681	.20275
Check ?	Chk Warn	Chk Pass	Chk Pass	Chk Warn	Chk Pass	Chk Pass	Chk Fail	Chk Pass	Chk Pass
High Limit	.10000			10.000			.10000		
Low Limit	-.01000			-.01000			-.10000		

Elem	Co2286	Cr2055	Cu3247	Fe2599	K_7664	Li6707	Mg2790	Mn2576	Mo2020
Line	228.616 {447}	205.560 {464}	324.754 {104}	259.940 {130}	766.490 { 44}	670.784 { 50}	279.079 {121}2	257.610 {131}	202.030 {467}
Units	ppm	ppm	ppm	ppm	ppm	ppm	ppm	ppm	ppm
Avg	**.09367**	**1.0442**	**.57596**	**.24000**	W **345.71**	**.21324**	**7.7611**	**.09418**	**4.9094**
Stddev	.00075	.0021	.00248	.00623	3.77	.00061	.0084	.00007	.0634
%RSD	.79816	.20055	.43008	2.5951	1.0905	.28568	.10872	.07559	1.2906
#1	.09315	1.0457	.57421	.24440	343.04	.21367	7.7551	.09413	4.9542
#2	.09420	1.0428	.57771	.23559	348.38	.21281	7.7671	.09423	4.8646
Check ?	Chk Pass	Chk Pass	Chk Pass	Chk Pass	Chk Warn	Chk Pass	Chk Pass	Chk Pass	Chk Pass
High Limit					100.00				
Low Limit					-.50000				

Elem	Na8183	Ni2316	P_1782	Pb2203	S_1820	Sb2068	Se1960	Si2881	SiO2
Line	818.326 { 41}	231.604 {446}	178.284 {489}	220.353 {453}	182.034 {485}	206.833 {463}	196.090 {472}	288.158 {117}	288.158 {117}2
Units	ppm	ppm	ppm	ppm	ppm	ppm	ppm	ppm	ppm
Avg	**349.16**	**.09870**	F **150.62**	**1.1423**	**30.831**	**.16114**	**.70047**	**4.4556**	**9.5350**
Stddev	5.64	.00085	.06	.0050	.304	.00177	.00155	.0600	.1284
%RSD	1.6148	.86112	.03664	.43674	.98466	1.0978	.22179	1.3468	1.3468
#1	345.17	.09810	150.58	1.1387	30.617	.15989	.69937	4.4132	9.4442
#2	353.14	.09930	150.66	1.1458	31.046	.16239	.70157	4.4980	9.6258
Check ?	Chk Pass	Chk Pass	Chk Fail	Chk Pass	Chk Pass	Chk Pass	Chk Pass	Chk Pass	Chk Pass
High Limit			50.000						
Low Limit			-2.0000						

Elem	Sn1899	Sr4077	Th2837	Ti3349	Tl1908	U_3701	V_2924	Zn2062	Zr3391
Line	189.989 {477}	407.771 { 83}	283.730 {119}	334.904 {101}	190.856 {477}	370.152 { 91}	292.402 {115}	206.200 {163}	339.198 { 99}
Units	ppm	ppm	ppm	ppm	ppm	ppm	ppm	ppm	ppm
Avg	**.32461**	**.19766**	**.16611**	**.19291**	**.36217**	**.32384**	**.03305**	**.86349**	**.09667**
Stddev	.01704	.00049	.00201	.00318	.00234	.00304	.00105	.01113	.00092
%RSD	5.2498	.24598	1.2124	1.6489	.64689	.93870	3.1827	1.2894	.95646
#1	.33666	.19800	.16754	.19516	.36382	.32169	.03380	.87137	.09602
#2	.31256	.19732	.16469	.19066	.36051	.32599	.03231	.85562	.09732
Check ?	Chk Pass	Chk Pass	Chk Pass	Chk Pass	Chk Pass	Chk Pass	Chk Pass	Chk Pass	Chk Pass
High Limit									
Low Limit									

Int. Std.	Y_2243	Y_3600	Y_3774
Line	224.306 {450}	360.073 { 94}	377.433 { 89}
Units	Cts/S	Cts/S	Cts/S
Avg	**2541.6**	**39814.**	**2374.4**
Stddev	.3	72.	9.0
%RSD	.01042	.18088	.38032
#1	2541.4	39763.	2380.8
#2	2541.8	39865.	2368.0

Sample Name: 280-82584-A-1-B PDS Acquired: 5/18/2016 12:47:45 Type: Unk
Method: 6500_025(v6) Mode: CONC Corr. Factor: 1.000000
User: CRHOADES Prep Date: Custom ID2: Custom ID3:
Comment: 325268 TCLP 6010C (Se) Q5

Elem	Ag3280	Al1670	As1890	B_2089	Ba4554	Be3130	Bi2230	Ca3179	Cd2288
Line	328.068 {103}	167.079 {502}	189.042 {478}	208.959 {461}	455.403 { 74}	313.042 {108}	223.061 {451}	317.933 {106}	228.802 {447}
Units	ppm	ppm	ppm	ppm	ppm	ppm	ppm	ppm	ppm
Avg	**.04986**	**.97097**	**.32263**	W **38.002**	**.10463**	**.05113**	**.01162**	**20.921**	**.05009**
Stddev	.00085	.00198	.00438	.013	.00101	.00082	.00261	.248	.00011
%RSD	1.7006	.20380	1.3589	.03393	.96129	1.5988	22.489	1.1841	.22694
#1	.04926	.97237	.32573	38.011	.10392	.05055	.00977	20.746	.05017
#2	.05046	.96958	.31953	37.992	.10534	.05171	.01346	21.096	.05000
Check ?	Chk Pass	Chk Pass	Chk Pass	Chk Warn	Chk Pass	Chk Pass	Chk Pass	Chk Pass	Chk Pass
High Limit				10.000					
Low Limit				-.01000					

Elem	Co2286	Cr2055	Cu3247	Fe2599	K_7664	Li6707	Mg2790	Mn2576	Mo2020
Line	228.616 {447}	205.560 {464}	324.754 {104}	259.940 {130}	766.490 { 44}	670.784 { 50}	279.079 {121}2	257.610 {131}	202.030 {467}
Units	ppm	ppm	ppm	ppm	ppm	ppm	ppm	ppm	ppm
Avg	**.04919**	**.04407**	**.22540**	**1.0502**	W **398.70**	**.13457**	**16.377**	**.05209**	W **5.4512**
Stddev	.00080	.00134	.00012	.0095	2.77	.00308	.001	.00005	.0575
%RSD	1.6321	3.0383	.05366	.89958	.69477	2.2905	.00732	.09856	1.0556
#1	.04862	.04312	.22532	1.0435	396.74	.13239	16.377	.05205	5.4919
#2	.04976	.04501	.22549	1.0569	400.66	.13675	16.376	.05212	5.4105
Check ?	Chk Pass	Chk Pass	Chk Pass	Chk Pass	Chk Warn	Chk Pass	Chk Pass	Chk Pass	Chk Warn
High Limit					100.00				5.0000
Low Limit					-.50000				-.01000

Elem	Na8183	Ni2316	P_1782	Pb2203	S_1820	Sb2068	Se1960	Si2881	SiO2
Line	818.326 { 41}	231.604 {446}	178.284 {489}	220.353 {453}	182.034 {485}	206.833 {463}	196.090 {472}	288.158 {117}	288.158 {117}2
Units	ppm	ppm	ppm	ppm	ppm	ppm	ppm	ppm	ppm
Avg	**404.56**	**.05496**	F **174.35**	**.26878**	**32.817**	**.18816**	**.67438**	**8.3771**	**17.927**
Stddev	4.10	.00084	.27	.00609	.019	.00181	.00031	.1139	.244
%RSD	1.0134	1.5283	.15463	2.2675	.05768	.96107	.04595	1.3599	1.3599
#1	401.66	.05436	174.54	.26447	32.831	.18944	.67460	8.2965	17.755
#2	407.45	.05555	174.16	.27309	32.804	.18688	.67417	8.4576	18.099
Check ?	Chk Pass	Chk Pass	Chk Fail	Chk Pass	Chk Pass	Chk Pass	Chk Pass	Chk Pass	Chk Pass
High Limit			50.000						
Low Limit			-2.0000						

Elem	Sn1899	Sr4077	Th2837	Ti3349	Tl1908	U_3701	V_2924	Zn2062	Zr3391
Line	189.989 {477}	407.771 { 83}	283.730 {119}	334.904 {101}	190.856 {477}	370.152 { 91}	292.402 {115}	206.200 {163}	339.198 { 99}
Units	ppm	ppm	ppm	ppm	ppm	ppm	ppm	ppm	ppm
Avg	**.18146**	**.05448**	**.20296**	**.05242**	**.19555**	**.46792**	W **-.01806**	**.61707**	**.05381**
Stddev	.00354	.00022	.00085	.00016	.00183	.02735	.00044	.00114	.00587
%RSD	1.9487	.39590	.41695	.30318	.93515	5.8452	2.4447	.18527	10.900
#1	.18396	.05433	.20356	.05230	.19426	.48726	-.01837	.61787	.05796
#2	.17896	.05464	.20237	.05253	.19684	.44858	-.01774	.61626	.04967
Check ?	Chk Pass	Chk Pass	Chk Pass	Chk Pass	Chk Pass	Chk Pass	Chk Warn	Chk Pass	Chk Pass
High Limit							10.000		
Low Limit							-.01000		

Int. Std.	Y_2243	Y_3600	Y_3774
Line	224.306 {450}	360.073 { 94}	377.433 { 89}
Units	Cts/S	Cts/S	Cts/S
Avg	**2507.0**	**39396.**	**2388.0**
Stddev	10.3	65.	11.6
%RSD	.41141	.16500	.48474
#1	2514.3	39442.	2396.2
#2	2499.7	39350.	2379.8

Sample Name: 280-83055-A-1-B Acquired: 5/18/2016 12:50:38 Type: Unk
Method: 6500_025(v6) Mode: CONC Corr. Factor: 1.000000
User: CRHOADES Prep Date: Custom ID2: Custom ID3:
Comment: 325268 TCLP 6010C (Se) Q5

Elem	Ag3280	Al1670	As1890	B_2089	Ba4554	Be3130	Bi2230	Ca3179	Cd2288
Line	328.068 {103}	167.079 {502}	189.042 {478}	208.959 {461}	455.403 { 74}	313.042 {108}	223.061 {451}	317.933 {106}	228.802 {447}
Units	ppm	ppm	ppm	ppm	ppm	ppm	ppm	ppm	ppm
Avg	**-.00118**	**.10330**	**.00287**	**.26566**	**.00615**	**.00035**	**-.00157**	**20.669**	**.01229**
Stddev	.00001	.00032	.00283	.01362	.00033	.00008	.00113	.217	.00044
%RSD	.78237	.31181	98.673	5.1278	5.3125	23.708	71.691	1.0516	3.6221
#1	-.00119	.10353	.00087	.27529	.00639	.00041	-.00078	20.823	.01260
#2	-.00117	.10307	.00487	.25602	.00592	.00029	-.00237	20.516	.01197
Check ?	Chk Pass	Chk Pass	Chk Pass	Chk Pass	Chk Pass	Chk Pass	Chk Pass	Chk Pass	Chk Pass
High Limit									
Low Limit									

Elem	Co2286	Cr2055	Cu3247	Fe2599	K_7664	Li6707	Mg2790	Mn2576	Mo2020
Line	228.616 {447}	205.560 {464}	324.754 {104}	259.940 {130}	766.490 { 44}	670.784 { 50}	279.079 {121}2	257.610 {131}	202.030 {467}
Units	ppm	ppm	ppm	ppm	ppm	ppm	ppm	ppm	ppm
Avg	**.00235**	**.00652**	**.13019**	**.15326**	**5.3744**	**.10178**	**2.0343**	**.05447**	**.00768**
Stddev	.00013	.00004	.00022	.00219	.0325	.00104	.0006	.00005	.00156
%RSD	5.6747	.55778	.16762	1.4287	.60417	1.0259	.03162	.08757	20.302
#1	.00225	.00650	.13003	.15481	5.3974	.10104	2.0348	.05444	.00658
#2	.00244	.00655	.13034	.15171	5.3514	.10252	2.0339	.05451	.00878
Check ?	Chk Pass	Chk Pass	Chk Pass	Chk Pass	Chk Pass	Chk Pass	Chk Pass	Chk Pass	Chk Pass
High Limit									
Low Limit									

Elem	Na8183	Ni2316	P_1782	Pb2203	S_1820	Sb2068	Se1960	Si2881	SiO2
Line	818.326 { 41}	231.604 {446}	178.284 {489}	220.353 {453}	182.034 {485}	206.833 {463}	196.090 {472}	288.158 {117}	288.158 {117}2
Units	ppm	ppm	ppm	ppm	ppm	ppm	ppm	ppm	ppm
Avg	**40.795**	**.08114**	**.80431**	**.00618**	**15.586**	**.01626**	**.01943**	**1.0566**	**2.2611**
Stddev	.174	.00024	.00237	.00036	.067	.00269	.00625	.0049	.0104
%RSD	.42583	.29601	.29528	5.7636	.43136	16.529	32.167	.45921	.45921
#1	40.918	.08131	.80599	.00593	15.633	.01436	.01501	1.0600	2.2684
#2	40.672	.08097	.80263	.00643	15.538	.01816	.02385	1.0531	2.2537
Check ?	Chk Pass	Chk Pass	Chk Pass	Chk Pass	Chk Pass	Chk Pass	Chk Pass	Chk Pass	Chk Pass
High Limit									
Low Limit									

Elem	Sn1899	Sr4077	Th2837	Ti3349	Tl1908	U_3701	V_2924	Zn2062	Zr3391
Line	189.989 {477}	407.771 { 83}	283.730 {119}	334.904 {101}	190.856 {477}	370.152 { 91}	292.402 {115}	206.200 {163}	339.198 { 99}
Units	ppm	ppm	ppm	ppm	ppm	ppm	ppm	ppm	ppm
Avg	**.01072**	**.06766**	**-.00032**	**-.00002**	**-.00466**	**.00578**	**.00248**	**1.2209**	**-.00242**
Stddev	.00007	.00003	.00163	.00056	.00262	.00604	.00012	.0003	.00035
%RSD	.65009	.05027	508.79	3043.0	56.133	104.58	4.7490	.02721	14.494
#1	.01077	.06764	.00083	-.00042	-.00281	.01005	.00240	1.2211	-.00267
#2	.01067	.06769	-.00148	.00038	-.00651	.00151	.00257	1.2206	-.00217
Check ?	Chk Pass	Chk Pass	Chk Pass	Chk Pass	Chk Pass	Chk Pass	Chk Pass	Chk Pass	Chk Pass
High Limit									
Low Limit									

Int. Std.	Y_2243	Y_3600	Y_3774
Line	224.306 {450}	360.073 { 94}	377.433 { 89}
Units	Cts/S	Cts/S	Cts/S
Avg	**2761.8**	**42678.**	**2343.3**
Stddev	1.8	43.	29.8
%RSD	.06616	.10098	1.2721
#1	2760.5	42708.	2322.2
#2	2763.1	42647.	2364.3

Sample Name: 280-83055-A-2-B Acquired: 5/18/2016 12:53:16 Type: Unk
Method: 6500_025(v6) Mode: CONC Corr. Factor: 1.000000
User: CRHOADES Prep Date: Custom ID2: Custom ID3:
Comment: 325268 TCLP 6010C (Se) Q5

Elem	Ag3280	Al1670	As1890	B_2089	Ba4554	Be3130	Bi2230	Ca3179	Cd2288
Line	328.068 {103}	167.079 {502}	189.042 {478}	208.959 {461}	455.403 { 74}	313.042 {108}	223.061 {451}	317.933 {106}	228.802 {447}
Units	ppm	ppm	ppm	ppm	ppm	ppm	ppm	ppm	ppm
Avg	**.00026**	**.00274**	**.00159**	**.18412**	**.00742**	**.00012**	**-.00063**	**6.6076**	**-.00016**
Stddev	.00069	.00021	.00036	.00519	.00050	.00010	.00454	.1138	.00009
%RSD	270.02	7.5378	22.445	2.8180	6.7738	81.782	715.37	1.7222	61.193
#1	-.00023	.00259	.00185	.18779	.00777	.00005	-.00385	6.6881	-.00009
#2	.00074	.00288	.00134	.18045	.00706	.00019	.00258	6.5272	-.00022
Check ?	Chk Pass	Chk Pass	Chk Pass	Chk Pass	Chk Pass	Chk Pass	Chk Pass	Chk Pass	Chk Pass
High Limit									
Low Limit									

Elem	Co2286	Cr2055	Cu3247	Fe2599	K_7664	Li6707	Mg2790	Mn2576	Mo2020
Line	228.616 {447}	205.560 {464}	324.754 {104}	259.940 {130}	766.490 { 44}	670.784 { 50}	279.079 {121}2	257.610 {131}	202.030 {467}
Units	ppm	ppm	ppm	ppm	ppm	ppm	ppm	ppm	ppm
Avg	**.00419**	**.00153**	**.02315**	**.04360**	**1.2237**	**.00556**	**1.4183**	**.06076**	**.01060**
Stddev	.00012	.00056	.00023	.00783	.0128	.00220	.0121	.00025	.00079
%RSD	2.7689	36.325	.98241	17.952	1.0465	39.565	.85324	.40361	7.4885
#1	.00411	.00192	.02299	.04913	1.2146	.00712	1.4098	.06094	.01004
#2	.00428	.00114	.02331	.03806	1.2328	.00401	1.4269	.06059	.01116
Check ?	Chk Pass	Chk Pass	Chk Pass	Chk Pass	Chk Pass	Chk Pass	Chk Pass	Chk Pass	Chk Pass
High Limit									
Low Limit									

Elem	Na5895	Na8183	Ni2316	P_1782	Pb2203	S_1820	Sb2068	Se1960	Si2881
Line	589.592 { 57}	818.326 { 41}	231.604 {446}	178.284 {489}	220.353 {453}	182.034 {485}	206.833 {463}	196.090 {472}	288.158 {117}
Units	ppm	ppm	ppm	ppm	ppm	ppm	ppm	ppm	ppm
Avg	**8.5739**	W **10.457**	**.24390**	**.01598**	**.00013**	**4.8152**	**.00643**	**.01347**	**.97865**
Stddev	.0217	.027	.00747	.00025	.00003	.1326	.00090	.00056	.02477
%RSD	.25324	.26258	3.0625	1.5671	25.100	2.7533	13.920	4.1929	2.5308
#1	8.5892	10.438	.23862	.01616	.00016	4.7214	.00706	.01387	.99616
#2	8.5585	10.476	.24919	.01580	.00011	4.9089	.00580	.01307	.96114
Check ?	Chk Pass	Chk Warn	Chk Pass	Chk Pass	Chk Pass	Chk Pass	Chk Pass	Chk Pass	Chk Pass
High Limit		500.00							
Low Limit		11.000							

Elem	SiO2	Sn1899	Sr4077	Th2837	Ti3349	Tl1908	U_3701	V_2924	Zn2062
Line	288.158 {117}2	189.989 {477}	407.771 { 83}	283.730 {119}	334.904 {101}	190.856 {477}	370.152 { 91}	292.402 {115}	206.200 {163}
Units	ppm	ppm	ppm	ppm	ppm	ppm	ppm	ppm	ppm
Avg	**2.0943**	**.00041**	**.03755**	**.00057**	**-.00005**	**-.00108**	**-.02954**	**.00122**	**.00314**
Stddev	.0530	.00107	.00029	.00124	.00038	.00088	.05469	.00012	.00024
%RSD	2.5308	260.83	.76223	216.64	824.07	81.368	185.16	10.083	7.7887
#1	2.1318	.00116	.03775	.00145	-.00031	-.00171	.00913	.00130	.00332
#2	2.0568	-.00035	.03734	-.00031	.00022	-.00046	-.06821	.00113	.00297
Check ?	Chk Pass	Chk Pass	Chk Pass	Chk Pass	Chk Pass	Chk Pass	Chk Pass	Chk Pass	Chk Pass
High Limit									
Low Limit									

Elem	Zr3391
Line	339.198 { 99}
Units	ppm
Avg	**-.00122**
Stddev	.00081
%RSD	66.278
#1	-.00065
#2	-.00179
Check ?	Chk Pass
High Limit	
Low Limit	

Sample Name: 280-83055-A-2-B Acquired: 5/18/2016 12:53:16 Type: Unk
Method: 6500_025(v6) Mode: CONC Corr. Factor: 1.000000
User: CRHOADES Prep Date: Custom ID2: Custom ID3:
Comment: 325268 TCLP 6010C (Se) Q5

Int. Std.	Y_2243	Y_3600	Y_3774
Line	224.306 {450}	360.073 { 94}	377.433 { 89}
Units	Cts/S	Cts/S	Cts/S
Avg	**2806.9**	**43027.**	**2355.8**
Stddev	4.4	38.	25.6
%RSD	.15522	.08838	1.0872
#1	2803.9	43054.	2337.7
#2	2810.0	43000.	2373.9

Sample Name: CCVH-3894253 Acquired: 5/18/2016 12:55:54 Type: QC
Method: 6500_025(v6) Mode: CONC Corr. Factor: 1.000000
User: CRHOADES Prep Date: Custom ID2: Custom ID3:
Comment:

Elem	Ag3280	Al3092	As1890	B_2089	Ba4554	Be3130	Bi2230	Ca3179	Cd2288	Co2286	Cr2055
Units	ppm	ppm	ppm	ppm	ppm	ppm	ppm	ppm	ppm	ppm	ppm
Avg	**-.00008**	**51.890**	**-.00415**	**.10334**	**-.00081**	**.00033**	W **1.0674**	**-.01768**	**-.00039**	**-.00087**	**-.00005**
Stddev	.00039	1.026	.00556	.00338	.00026	.00019	.0031	.00397	.00006	.00083	.00018
%RSD	518.75	1.9769	134.11	3.2723	32.864	57.585	.28975	22.465	14.199	95.540	391.88
#1	.00020	52.616	-.00021	.10573	-.00062	.00019	1.0652	-.01487	-.00043	-.00028	.00008
#2	-.00035	51.165	-.00808	.10095	-.00099	.00046	1.0696	-.02049	-.00035	-.00145	-.00017
Check ?	None	Chk Pass	None	None	None	None	Chk Warn	None	None	None	None
Value							1.0000				
Range							5.0000%				

Elem	Cu3247	Fe2714	K_7664	Li6707	Mg2790	Mn2576	Mo2020	Na8183	Ni2316	P_1782	Pb2203
Units	ppm	ppm	ppm	ppm	ppm	ppm	ppm	ppm	ppm	ppm	ppm
Avg	**.00179**	**50.189**	**.39197**	**.00225**	**.02121**	**.00003**	**-.00091**	**256.40**	**.00180**	**.01156**	**.00036**
Stddev	.00043	.061	.08181	.00283	.00145	.00001	.00038	.45	.00001	.00255	.00228
%RSD	23.844	.12240	20.870	125.75	6.8568	50.405	41.731	.17372	.62506	22.079	638.53
#1	.00149	50.233	.33413	.00025	.02018	.00004	-.00064	256.71	.00181	.01336	-.00126
#2	.00209	50.146	.44982	.00426	.02223	.00002	-.00117	256.08	.00180	.00975	.00197
Check ?	None	Chk Pass	None	None	None	None	None	Chk Pass	None	None	None
Value											
Range											

Elem	S_1820	Sb2068	Se1960	Si2881	SiO2	Sn1899	Sr4077	Th2837	Ti3349	Tl1908	U_3701
Units	ppm	ppm	ppm	ppm	ppm	ppm	ppm	ppm	ppm	ppm	ppm
Avg	W **5.2793**	**-.00549**	**.02317**	**.00144**	**.00307**	**.00191**	**.00084**	**4.8110**	**.00278**	**-.00381**	**10.403**
Stddev	.1322	.00403	.00441	.02347	.05023	.00071	.00006	.0107	.00136	.00219	.139
%RSD	2.5038	73.339	19.022	1634.1	1634.1	37.178	6.6255	.22156	49.105	57.370	1.3379
#1	5.1858	-.00264	.02005	.01803	.03859	.00141	.00088	4.8186	.00181	-.00536	10.304
#2	5.3727	-.00834	.02629	-.01516	-.03244	.00241	.00080	4.8035	.00374	-.00226	10.501
Check ?	Chk Warn	None	None	None	None	None	None	Chk Pass	None	None	Chk Pass
Value	5.0000										
Range	5.0000%										

Elem	V_2924	Zn2062	Zr3391
Units	ppm	ppm	ppm
Avg	**.00833**	**-.00020**	**.05787**
Stddev	.00046	.00019	.00012
%RSD	5.5311	91.663	.21053
#1	.00801	-.00034	.05795
#2	.00866	-.00007	.05778
Check ?	None	None	None
Value			
Range			

Int. Std.	Y_2243	Y_3600	Y_3774
Units	Cts/S	Cts/S	Cts/S
Avg	**2687.2**	**41102.**	**2208.7**
Stddev	4.6	489.	24.8
%RSD	.17288	1.1906	1.1229
#1	2683.9	40756.	2226.3
#2	2690.5	41448.	2191.2

Sample Name: CCV-3894251 Acquired: 5/18/2016 12:58:32 Type: QC
Method: 6500_025(v6) Mode: CONC Corr. Factor: 1.000000
User: CRHOADES Prep Date: Custom ID2: Custom ID3:
Comment:

Elem	Ag3280	Al1670	As1890	B_2089	Ba4554	Be3130	Bi2230	Ca3179	Cd2288	Co2286	Cr2055	Cu3247
Units	ppm	ppm	ppm	ppm	ppm	ppm	ppm	ppm	ppm	ppm	ppm	ppm
Avg	**.50142**	**.52573**	**1.0103**	F **.56752**	**.49288**	**.47741**	**.00094**	**4.9075**	**.50339**	**.50328**	**.50180**	**.52240**
Stddev	.00157	.01780	.0360	.01317	.01092	.00981	.00349	.1126	.00503	.00870	.00881	.00124
%RSD	.31374	3.3858	3.5677	2.3210	2.2153	2.0541	372.81	2.2948	.99869	1.7283	1.7550	.23784
#1	.50253	.51314	.98482	.55821	.50060	.48435	.00341	4.9871	.49984	.49713	.49557	.52153
#2	.50031	.53832	1.0358	.57684	.48516	.47048	-.00153	4.8278	.50695	.50943	.50803	.52328
Check ?	Chk Pass	Chk Pass	Chk Pass	Chk Fail	Chk Pass	Chk Pass	None	Chk Pass	Chk Pass	Chk Pass	Chk Pass	Chk Pass
Value				.50000								
Range				10.490%								

Elem	Fe2599	K_7664	Li6707	Mg2790	Mn2576	Mo2020	Na5895	Ni2316	P_1782	Pb2203	S_1820	Sb2068
Units	ppm	ppm	ppm	ppm	ppm	ppm	ppm	ppm	ppm	ppm	ppm	ppm
Avg	**2.4508**	**48.838**	**1.0135**	**19.568**	**.48729**	**.50445**	**5.1422**	**.49576**	**.99143**	**1.0133**	**.00068**	**1.0111**
Stddev	.0617	.990	.0046	.026	.00033	.00642	.0555	.00941	.01527	.0097	.00439	.0049
%RSD	2.5174	2.0267	.44987	.13416	.06701	1.2720	1.0802	1.8986	1.5406	.95460	644.05	.48176
#1	2.4944	49.538	1.0167	19.549	.48706	.49991	5.1815	.48911	.98063	1.0065	-.00242	1.0076
#2	2.4071	48.138	1.0103	19.587	.48752	.50899	5.1029	.50242	1.0022	1.0201	.00378	1.0145
Check ?	Chk Pass	Chk Pass	Chk Pass	Chk Pass	Chk Pass	Chk Pass	Chk Pass	Chk Pass	Chk Pass	Chk Pass	None	Chk Pass
Value												
Range												

Elem	Se1960	Si2881	SiO2	Sn1899	Sr4077	Th2837	Ti3349	Tl1908	U_3701	V_2924	Zn2062	Zr3391
Units	ppm	ppm	ppm	ppm	ppm	ppm	ppm	ppm	ppm	ppm	ppm	ppm
Avg	**1.0249**	**4.8947**	**10.475**	**1.0111**	**.49200**	**.00165**	**.47993**	**1.0237**	**-.00713**	**.49633**	**.48813**	**.50925**
Stddev	.0065	.0108	.023	.0082	.00911	.00067	.00054	.0003	.00122	.00109	.00349	.00072
%RSD	.63396	.22142	.22142	.80741	1.8526	40.497	.11271	.03050	17.134	.21897	.71577	.14048
#1	1.0203	4.9024	10.491	1.0053	.49844	.00212	.47955	1.0240	-.00627	.49710	.49060	.50975
#2	1.0295	4.8871	10.458	1.0169	.48555	.00118	.48032	1.0235	-.00799	.49557	.48566	.50874
Check ?	Chk Pass	Chk Pass	Chk Pass	Chk Pass	Chk Pass	None	Chk Pass	Chk Pass	None	Chk Pass	Chk Pass	Chk Pass
Value												
Range												

Int. Std.	Y_2243	Y_3600	Y_3774
Units	Cts/S	Cts/S	Cts/S
Avg	**2763.0**	**41057.**	**2226.0**
Stddev	96.1	409.	7.1
%RSD	3.4776	.99513	.31859
#1	2830.9	40768.	2221.0
#2	2695.1	41346.	2231.0

Sample Name: CCB Acquired: 5/18/2016 13:01:04 Type: QC
Method: 6500_025(v6) Mode: CONC Corr. Factor: 1.000000
User: CRHOADES Prep Date: Custom ID2: Custom ID3:
Comment:

Elem	Ag3280	Al1670	As1890	B_2089	Ba4554	Be3130	Bi2230	Ca3179	Cd2288	Co2286	Cr2055
Units	ppm	ppm	ppm	ppm	ppm	ppm	ppm	ppm	ppm	ppm	ppm
Avg	**-.00075**	**-.00072**	**.00444**	F **.06275**	**-.00066**	**.00022**	**.00381**	**-.02399**	**-.00031**	**-.00009**	**-.00005**
Stddev	.00040	.00015	.00340	.00043	.00017	.00010	.00583	.00269	.00025	.00000	.00004
%RSD	53.673	20.275	76.629	.68699	25.021	46.174	153.09	11.234	79.654	4.4109	80.803
#1	-.00047	-.00082	.00203	.06305	-.00078	.00029	-.00031	-.02589	-.00049	-.00009	-.00009
#2	-.00104	-.00062	.00685	.06244	-.00054	.00015	.00793	-.02208	-.00014	-.00009	-.00002
Check ?	Chk Pass	Chk Pass	Chk Pass	Chk Fail	Chk Pass	Chk Pass	Chk Pass	Chk Pass	Chk Pass	Chk Pass	Chk Pass
High Limit				.05000							
Low Limit				-.10000							

Elem	Cu3247	Fe2599	K_7664	Li6707	Mg2790	Mn2576	Mo2020	Na5895	Ni2316	P_1782	Pb2203
Units	ppm	ppm	ppm	ppm	ppm	ppm	ppm	ppm	ppm	ppm	ppm
Avg	**.00023**	**-.00377**	**.20775**	**.00292**	**-.00153**	**-.00001**	**.00174**	**.10581**	**-.00079**	**.00297**	**-.00061**
Stddev	.00081	.00536	.13412	.00317	.00526	.00002	.00093	.01920	.00021	.00284	.00073
%RSD	344.93	142.30	64.555	108.52	344.16	265.88	53.552	18.142	26.150	95.541	119.48
#1	-.00034	-.00756	.11292	.00516	-.00525	.00001	.00108	.11938	-.00064	.00498	-.00009
#2	.00080	.00002	.30259	.00068	.00219	-.00002	.00240	.09223	-.00093	.00096	-.00112
Check ?	Chk Pass	Chk Pass	Chk Pass	Chk Pass	Chk Pass	Chk Pass	Chk Pass	Chk Pass	Chk Pass	Chk Pass	Chk Pass
High Limit											
Low Limit											

Elem	S_1820	Sb2068	Se1960	Si2881	SiO2	Sn1899	Sr4077	Th2837	Ti3349	Tl1908	U_3701
Units	ppm	ppm	ppm	ppm	ppm	ppm	ppm	ppm	ppm	ppm	ppm
Avg	**-.00668**	W **.01028**	W **.01604**	**.02168**	**.04640**	**.00059**	**-.00001**	**-.00104**	**-.00046**	**.00284**	**-.03638**
Stddev	.00456	.00476	.00217	.01424	.03047	.00208	.00024	.00191	.00006	.00153	.03680
%RSD	68.293	46.297	13.538	65.672	65.672	354.99	3984.5	183.37	13.539	53.812	101.14
#1	-.00345	.01364	.01757	.01161	.02486	-.00088	.00016	-.00239	-.00042	.00176	-.01036
#2	-.00991	.00691	.01450	.03175	.06795	.00205	-.00017	.00031	-.00051	.00391	-.06241
Check ?	Chk Pass	Chk Warn	Chk Warn	Chk Pass	Chk Pass	Chk Pass	Chk Pass	Chk Pass	Chk Pass	Chk Pass	Chk Pass
High Limit		.00100	.00750								
Low Limit		-.00100	-.01500								

Elem	V_2924	Zn2062	Zr3391
Units	ppm	ppm	ppm
Avg	**.00021**	**-.00080**	**-.00163**
Stddev	.00017	.00031	.00459
%RSD	78.773	38.652	281.75
#1	.00033	-.00058	-.00487
#2	.00009	-.00102	.00162
Check ?	Chk Pass	Chk Pass	Chk Pass
High Limit			
Low Limit			

Int. Std.	Y_2243	Y_3600	Y_3774
Units	Cts/S	Cts/S	Cts/S
Avg	**2772.5**	**42574.**	**2183.6**
Stddev	38.8	1478.	21.3
%RSD	1.3995	3.4706	.97761
#1	2800.0	41529.	2198.7
#2	2745.1	43618.	2168.5

Sample Name: CCVL-3897520 Acquired: 5/18/2016 13:04:14 Type: QC
Method: 6500_025(v6) Mode: CONC Corr. Factor: 1.000000
User: CRHOADES Prep Date: Custom ID2: Custom ID3:
Comment:

Elem	Ag3280	Al1670	As1890	B_2089	Ba4554	Be3130	Bi2230	Ca3179	Cd2288	Co2286	Cr2055	Cu3247
Units	ppm	ppm	ppm	ppm	ppm	ppm	ppm	ppm	ppm	ppm	ppm	ppm
Avg	**.00960**	**.10940**	**.01221**	F **.14752**	**.00932**	**.00129**	**.10958**	**.18800**	**.00496**	**.00988**	**.01003**	**.01563**
Stddev	.00046	.00105	.00030	.00104	.00037	.00013	.00582	.00315	.00000	.00038	.00033	.00086
%RSD	4.7609	.95582	2.4396	.70309	3.9358	10.026	5.3141	1.6769	.01215	3.8920	3.2484	5.5308
#1	.00992	.10866	.01242	.14679	.00906	.00139	.10546	.18577	.00496	.00961	.00980	.01502
#2	.00927	.11014	.01200	.14825	.00958	.00120	.11370	.19023	.00496	.01016	.01026	.01625
Check ?	Chk Pass	Chk Pass	Chk Pass	Chk Fail	Chk Pass	Chk Pass	Chk Pass	Chk Pass	Chk Pass	Chk Pass	Chk Pass	Chk Pass
Value				.10000								
Range				30.000%								

Elem	Fe2599	K_7664	Li6707	Mg2790	Mn2576	Mo2020	Na5895	Ni2316	P_1782	Pb2203	S_1820	Sb2068
Units	ppm	ppm	ppm	ppm	ppm	ppm	ppm	ppm	ppm	ppm	ppm	ppm
Avg	**.09809**	**3.1239**	**.01231**	**.20334**	**.00999**	**.02010**	**1.0571**	**.03954**	**2.8485**	**.00995**	**-.00815**	**.02276**
Stddev	.00156	.0948	.00254	.00617	.00004	.00069	.0198	.00020	.0232	.00157	.01165	.00221
%RSD	1.5889	3.0344	20.661	3.0337	.35515	3.4197	1.8751	.50253	.81450	15.727	142.91	9.7086
#1	.09920	3.1909	.01411	.20771	.00997	.01962	1.0431	.03940	2.8321	.01106	.00009	.02433
#2	.09699	3.0568	.01051	.19898	.01002	.02059	1.0711	.03968	2.8649	.00885	-.01638	.02120
Check ?	Chk Pass	Chk Pass	Chk Pass	Chk Pass	Chk Pass	Chk Pass	Chk Pass	Chk Pass	Chk Pass	Chk Pass	None	Chk Pass
Value												
Range												

Elem	Se1960	Si2881	SiO2	Sn1899	Sr4077	Th2837	Ti3349	Tl1908	U_3701	V_2924	Zn2062	Zr3391
Units	ppm	ppm	ppm	ppm	ppm	ppm	ppm	ppm	ppm	ppm	ppm	ppm
Avg	F **.02758**	**.50654**	**1.0840**	**.09963**	**.01022**	**.01586**	**.00896**	F **.00946**	**.04340**	**.01086**	**.01817**	**.01516**
Stddev	.00641	.03960	.0847	.00134	.00011	.00213	.00001	.00109	.02146	.00020	.00050	.00057
%RSD	23.246	7.8174	7.8174	1.3496	1.0423	13.444	.08623	11.552	49.436	1.8448	2.7394	3.7571
#1	.02305	.47854	1.0241	.09868	.01014	.01435	.00896	.00868	.02823	.01071	.01782	.01556
#2	.03212	.53454	1.1439	.10058	.01029	.01737	.00897	.01023	.05857	.01100	.01853	.01476
Check ?	Chk Fail	Chk Pass	Chk Pass	Chk Pass	Chk Pass	Chk Pass	Chk Pass	Chk Fail	Chk Pass	Chk Pass	Chk Pass	Chk Pass
Value	.01500							.01500				
Range	30.000%							-30.000%				

Int. Std.	Y_2243	Y_3600	Y_3774
Units	Cts/S	Cts/S	Cts/S
Avg	**2757.0**	**42402.**	**2271.7**
Stddev	.1	24.	24.9
%RSD	.00260	.05656	1.0975
#1	2756.9	42419.	2254.1
#2	2757.0	42385.	2289.3

Sample Name: CCVL-3897520 Acquired: 5/18/2016 13:09:39 Type: QC
Method: 6500_025(v6) Mode: CONC Corr. Factor: 1.000000
User: CRHOADES Prep Date: Custom ID2: Custom ID3:
Comment:

Elem	Ag3280	Al1670	As1890	B_2089	Ba4554	Be3130	Bi2230	Ca3179	Cd2288	Co2286	Cr2055	Cu3247
Units	ppm	ppm	ppm	ppm	ppm	ppm	ppm	ppm	ppm	ppm	ppm	ppm
Avg	**.00895**	**.10640**	**.01305**	F **.13700**	**.00944**	**.00118**	**.11169**	**.18158**	**.00497**	**.01032**	**.00984**	**.01518**
Stddev	.00017	.00015	.00467	.00068	.00010	.00010	.00311	.00651	.00007	.00006	.00014	.00005
%RSD	1.9263	.14070	35.830	.49925	1.0936	8.6784	2.7848	3.5860	1.4325	.57521	1.4426	.31582
#1	.00883	.10629	.01635	.13652	.00951	.00110	.11389	.18618	.00502	.01036	.00994	.01522
#2	.00907	.10650	.00974	.13748	.00937	.00125	.10949	.17698	.00492	.01028	.00973	.01515
Check ?	Chk Pass	Chk Pass	Chk Pass	Chk Fail	Chk Pass	Chk Pass	Chk Pass	Chk Pass	Chk Pass	Chk Pass	Chk Pass	Chk Pass
Value				.10000								
Range				30.000%								

Elem	Fe2599	K_7664	Li6707	Mg2790	Mn2576	Mo2020	Na5895	Ni2316	P_1782	Pb2203	S_1820	Sb2068
Units	ppm	ppm	ppm	ppm	ppm	ppm	ppm	ppm	ppm	ppm	ppm	ppm
Avg	**.09286**	**2.9944**	**.01064**	**.19676**	**.00970**	**.01969**	**1.0025**	**.04009**	**2.8614**	**.01056**	**-.01414**	**.02251**
Stddev	.00374	.0541	.00093	.00307	.00007	.00023	.0095	.00009	.0197	.00163	.00371	.00187
%RSD	4.0233	1.8061	8.7856	1.5614	.75207	1.1744	.95198	.21287	.68991	15.429	26.271	8.3177
#1	.09022	3.0326	.00998	.19458	.00965	.01953	1.0093	.04015	2.8474	.01171	-.01151	.02118
#2	.09550	2.9561	.01130	.19893	.00975	.01985	.99577	.04003	2.8753	.00941	-.01676	.02383
Check ?	Chk Pass	Chk Pass	Chk Pass	Chk Pass	Chk Pass	Chk Pass	Chk Pass	Chk Pass	Chk Pass	Chk Pass	None	Chk Pass
Value												
Range												

Elem	Se1960	Si2881	SiO2	Sn1899	Sr4077	Th2837	Ti3349	Tl1908	U_3701	V_2924	Zn2062	Zr3391
Units	ppm	ppm	ppm	ppm	ppm	ppm	ppm	ppm	ppm	ppm	ppm	ppm
Avg	F **.02169**	**.52669**	**1.1271**	**.10113**	**.00978**	**.01316**	**.00903**	**.01227**	**.05205**	**.00947**	**.01830**	**.01367**
Stddev	.00529	.03501	.0749	.00027	.00006	.00291	.00014	.00429	.00887	.00011	.00038	.00135
%RSD	24.402	6.6464	6.6464	.26655	.59701	22.127	1.5619	34.961	17.051	1.1376	2.0907	9.8683
#1	.02543	.50194	1.0742	.10094	.00982	.01522	.00913	.00923	.04577	.00954	.01857	.01462
#2	.01795	.55145	1.1801	.10132	.00973	.01110	.00893	.01530	.05832	.00939	.01803	.01272
Check ?	Chk Fail	Chk Pass	Chk Pass	Chk Pass	Chk Pass	Chk Pass	Chk Pass	Chk Pass	Chk Pass	Chk Pass	Chk Pass	Chk Pass
Value	.01500											
Range	30.000%											

Int. Std.	Y_2243	Y_3600	Y_3774
Units	Cts/S	Cts/S	Cts/S
Avg	**2767.2**	**42722.**	**2270.0**
Stddev	7.6	57.	18.3
%RSD	.27368	.13253	.80668
#1	2761.9	42762.	2257.1
#2	2772.6	42682.	2283.0

Sample Name: CCVL-3897520 Acquired: 5/18/2016 13:12:05 Type: QC
Method: 6500_025(v6) Mode: CONC Corr. Factor: 1.000000
User: CRHOADES Prep Date: Custom ID2: Custom ID3:
Comment:

Elem	Ag3280	Al1670	As1890	B_2089	Ba4554	Be3130	Bi2230	Ca3179	Cd2288	Co2286	Cr2055	Cu3247
Units	ppm	ppm	ppm	ppm	ppm	ppm	ppm	ppm	ppm	ppm	ppm	ppm
Avg	**.00933**	**.10631**	**.01558**	F **.13225**	**.00873**	**.00127**	**.10851**	**.18824**	**.00516**	**.01002**	**.01005**	**.01595**
Stddev	.00007	.00127	.00049	.00049	.00061	.00007	.00331	.01192	.00015	.00011	.00023	.00023
%RSD	.71675	1.1912	3.1201	.37272	6.9641	5.7961	3.0475	6.3328	2.9372	1.0647	2.3258	1.4208
#1	.00928	.10541	.01524	.13260	.00830	.00132	.11085	.19667	.00527	.00994	.01021	.01611
#2	.00937	.10720	.01593	.13191	.00916	.00122	.10618	.17981	.00505	.01009	.00988	.01579
Check ?	Chk Pass	Chk Pass	Chk Pass	Chk Fail	Chk Pass	Chk Pass	Chk Pass	Chk Pass	Chk Pass	Chk Pass	Chk Pass	Chk Pass
Value				.10000								
Range				30.000%								

Elem	Fe2599	K_7664	Li6707	Mg2790	Mn2576	Mo2020	Na5895	Ni2316	P_1782	Pb2203	S_1820	Sb2068
Units	ppm	ppm	ppm	ppm	ppm	ppm	ppm	ppm	ppm	ppm	ppm	ppm
Avg	**.09707**	**3.0525**	**.01095**	**.19721**	**.00991**	**.02000**	**1.0197**	**.03969**	**2.8626**	**.00810**	**-.00648**	**.02428**
Stddev	.00068	.1580	.00156	.00204	.00018	.00077	.0045	.00027	.0477	.00054	.00058	.00040
%RSD	.70450	5.1759	14.225	1.0360	1.7826	3.8567	.44041	.67446	1.6655	6.6731	8.9314	1.6433
#1	.09659	3.1643	.01205	.19865	.00978	.01946	1.0165	.03988	2.8963	.00771	-.00607	.02400
#2	.09755	2.9408	.00985	.19576	.01003	.02055	1.0229	.03950	2.8288	.00848	-.00689	.02456
Check ?	Chk Pass	Chk Pass	Chk Pass	Chk Pass	Chk Pass	Chk Pass	Chk Pass	Chk Pass	Chk Pass	Chk Pass	None	Chk Pass
Value												
Range												

Elem	Se1960	Si2881	SiO2	Sn1899	Sr4077	Th2837	Ti3349	Tl1908	U_3701	V_2924	Zn2062	Zr3391
Units	ppm	ppm	ppm	ppm	ppm	ppm	ppm	ppm	ppm	ppm	ppm	ppm
Avg	**.01886**	**.47173**	**1.0095**	**.10458**	**.01019**	**.01314**	**.00965**	F **.01021**	F **.09168**	**.01016**	**.01797**	**.01720**
Stddev	.00414	.00909	.0194	.00082	.00009	.00078	.00079	.00096	.04531	.00056	.00090	.00306
%RSD	21.944	1.9269	1.9269	.78023	.86950	5.9670	8.1707	9.3770	49.420	5.4637	5.0247	17.774
#1	.02179	.46530	.99574	.10516	.01012	.01370	.00909	.00953	.05964	.00977	.01733	.01936
#2	.01593	.47816	1.0233	.10401	.01025	.01259	.01020	.01089	.12371	.01055	.01861	.01504
Check ?	Chk Pass	Chk Pass	Chk Pass	Chk Pass	Chk Pass	Chk Pass	Chk Pass	Chk Fail	Chk Fail	Chk Pass	Chk Pass	Chk Pass
Value								.01500	.06000			
Range								-30.000%	30.000%			

Int. Std.	Y_2243	Y_3600	Y_3774
Units	Cts/S	Cts/S	Cts/S
Avg	**2755.8**	**42688.**	**2335.6**
Stddev	4.4	121.	34.0
%RSD	.15900	.28269	1.4557
#1	2758.9	42773.	2311.6
#2	2752.7	42602.	2359.7

Sample Name: MB 280-324888/1-A Acquired: 5/18/2016 13:19:40 Type: Unk
Method: 6500_025(v6) Mode: CONC Corr. Factor: 1.000000
User: CRHOADES Prep Date: 5/13 Custom ID2: Custom ID3:
Comment: 324888 SOIL 6010C (Be) Q5

Elem	Ag3280	Al1670	As1890	B_2089	Ba4554	Be3130	Bi2230	Ca3179	Cd2288
Line	328.068 {103}	167.079 {502}	189.042 {478}	208.959 {461}	455.403 { 74}	313.042 {108}	223.061 {451}	317.933 {106}	228.802 {447}
Units	ppm	ppm	ppm	ppm	ppm	ppm	ppm	ppm	ppm
Avg	**-.00056**	**.03654**	**-.00250**	**.03718**	**-.00036**	**.00009**	**-.00227**	**.01787**	**-.00007**
Stddev	.00100	.00029	.00528	.00232	.00072	.00006	.00069	.00064	.00013
%RSD	179.52	.78461	210.75	6.2358	201.03	73.383	30.470	3.5770	191.85
#1	-.00126	.03633	-.00624	.03882	-.00087	.00004	-.00276	.01832	-.00016
#2	.00015	.03674	.00123	.03555	.00015	.00013	-.00178	.01742	.00002
Check ?	Chk Pass	Chk Pass	Chk Pass	Chk Pass	Chk Pass	Chk Pass	Chk Pass	Chk Pass	Chk Pass
High Limit									
Low Limit									

Elem	Co2286	Cr2055	Cu3247	Fe2599	K_7664	Li6707	Mg2790	Mn2576	Mo2020
Line	228.616 {447}	205.560 {464}	324.754 {104}	259.940 {130}	766.490 { 44}	670.784 { 50}	279.079 {121}2	257.610 {131}	202.030 {467}
Units	ppm	ppm	ppm	ppm	ppm	ppm	ppm	ppm	ppm
Avg	**-.00040**	**.00005**	**.00035**	W **.07614**	**-.01585**	**-.00184**	**.01057**	**.00089**	**-.00042**
Stddev	.00014	.00002	.00034	.00034	.04763	.00208	.00599	.00003	.00000
%RSD	34.101	42.174	94.951	.45070	300.59	112.92	56.645	3.5899	.74887
#1	-.00050	.00004	.00012	.07589	-.04952	-.00331	.00634	.00087	-.00042
#2	-.00031	.00007	.00059	.07638	.01783	-.00037	.01481	.00092	-.00042
Check ?	Chk Pass	Chk Pass	Chk Pass	Chk Warn	Chk Pass	Chk Pass	Chk Pass	Chk Pass	Chk Pass
High Limit				.05000					
Low Limit				-.05000					

Elem	Na5895	Ni2316	P_1782	Pb2203	S_1820	Sb2068	Se1960	Si2881	SiO2
Line	589.592 { 57}	231.604 {446}	178.284 {489}	220.353 {453}	182.034 {485}	206.833 {463}	196.090 {472}	288.158 {117}	288.158 {117}2
Units	ppm	ppm	ppm	ppm	ppm	ppm	ppm	ppm	ppm
Avg	**.05303**	**-.00057**	**.00252**	**.00062**	**-.00152**	W **.00542**	**.00463**	**.10604**	**.22692**
Stddev	.00369	.00049	.00184	.00011	.00042	.00060	.00140	.00274	.00587
%RSD	6.9619	85.846	73.041	17.137	27.432	11.056	30.261	2.5874	2.5874
#1	.05042	-.00022	.00122	.00055	-.00182	.00500	.00562	.10410	.22277
#2	.05565	-.00091	.00382	.00070	-.00123	.00584	.00364	.10798	.23107
Check ?	Chk Pass	Chk Pass	Chk Pass	Chk Pass	Chk Pass	Chk Warn	Chk Pass	Chk Pass	None
High Limit						.00500			
Low Limit						-.00500			

Elem	Sn1899	Sr4077	Th2837	Ti3349	Tl1908	U_3701	V_2924	Zn2062	Zr3391
Line	189.989 {477}	407.771 { 83}	283.730 {119}	334.904 {101}	190.856 {477}	370.152 { 91}	292.402 {115}	206.200 {163}	339.198 { 99}
Units	ppm	ppm	ppm	ppm	ppm	ppm	ppm	ppm	ppm
Avg	**.00139**	**.00030**	**-.00434**	**.00315**	**-.00356**	**.01343**	**.00032**	**.00153**	**.00090**
Stddev	.00021	.00000	.00102	.00020	.00076	.02134	.00056	.00012	.00174
%RSD	15.109	1.3294	23.639	6.2574	21.336	158.93	176.38	7.9273	192.99
#1	.00124	.00030	-.00361	.00329	-.00302	.02852	-.00008	.00145	.00213
#2	.00154	.00030	-.00506	.00301	-.00410	-.00166	.00071	.00162	-.00033
Check ?	Chk Pass	Chk Pass	Chk Pass	Chk Pass	Chk Pass	Chk Pass	Chk Pass	Chk Pass	Chk Pass
High Limit									
Low Limit									

Int. Std.	Y_2243	Y_3600	Y_3774
Line	224.306 {450}	360.073 { 94}	377.433 { 89}
Units	Cts/S	Cts/S	Cts/S
Avg	**2813.7**	**43445.**	**2255.2**
Stddev	4.0	45.	39.8
%RSD	.14293	.10304	1.7651
#1	2810.9	43413.	2227.0
#2	2816.5	43476.	2283.3

Sample Name: LCS 280-324888/2-A Acquired: 5/18/2016 13:22:47 Type: Unk
Method: 6500_025(v6) Mode: CONC Corr. Factor: 1.000000
User: CRHOADES Prep Date: Custom ID2: Custom ID3:
Comment: 324888 SOIL 6010C (Be) Q5

Elem	Ag3280	Al1670	Al3092	As1890	B_2089	Ba4554	Be3130	Bi2230	Ca3179
Line	328.068 {103}	167.079 {502}	309.271 {109}	189.042 {478}	208.959 {461}	455.403 { 74}	313.042 {108}	223.061 {451}	317.933 {106}
Units	ppm	ppm	ppm	ppm	ppm	ppm	ppm	ppm	ppm
Avg	**.04877**	**2.1638**	F **2.4191**	**1.0210**	F **1.1156**	**1.9592**	**.04717**	**2.0634**	**48.185**
Stddev	.00002	.0077	.0043	.0080	.0024	.0043	.00012	.0106	.126
%RSD	.03553	.35793	.17899	.78089	.21460	.22050	.25971	.51497	.26058
#1	.04878	2.1693	2.4160	1.0154	1.1173	1.9623	.04726	2.0710	48.273
#2	.04876	2.1583	2.4221	1.0267	1.1139	1.9562	.04709	2.0559	48.096
Check ?	Chk Pass	Chk Pass	Chk Fail	Chk Pass	Chk Fail	Chk Pass	Chk Pass	None	Chk Pass
High Limit			2.3200		1.1000				
Low Limit			1.6400		.81000				

Elem	Cd2288	Co2286	Cr2055	Cu3247	Fe2599	K_7664	Li6707	Mg2790	Mn2576
Line	228.802 {447}	228.616 {447}	205.560 {464}	324.754 {104}	259.940 {130}	766.490 { 44}	670.784 { 50}	279.079 {121}2	257.610 {131}
Units	ppm	ppm	ppm	ppm	ppm	ppm	ppm	ppm	ppm
Avg	**.09699**	**.47373**	**.19152**	**.25384**	**1.1302**	**48.439**	**.95837**	**47.215**	**.46232**
Stddev	.00021	.00160	.00088	.00221	.0119	.107	.00012	.178	.00062
%RSD	.21858	.33833	.46033	.87241	1.0563	.22189	.01277	.37605	.13315
#1	.09684	.47486	.19214	.25227	1.1217	48.515	.95828	47.089	.46189
#2	.09714	.47259	.19090	.25540	1.1386	48.363	.95846	47.341	.46276
Check ?	Chk Pass	Chk Pass	Chk Pass	Chk Pass	Chk Pass	Chk Pass	Chk Pass	Chk Pass	Chk Pass
High Limit									
Low Limit									

Elem	Mo2020	Na8183	Ni2316	P_1782	Pb2203	S_1820	Sb2068	Se1960	Si2881
Line	202.030 {467}	818.326 { 41}	231.604 {446}	178.284 {489}	220.353 {453}	182.034 {485}	206.833 {463}	196.090 {472}	288.158 {117}
Units	ppm	ppm	ppm	ppm	ppm	ppm	ppm	ppm	ppm
Avg	**1.0039**	**52.016**	**.46978**	**9.8801**	**.48859**	**1.9976**	**.51180**	**2.0393**	**2.2505**
Stddev	.0060	.474	.00358	.0371	.00363	.0153	.00821	.0235	.0332
%RSD	.59864	.91127	.76177	.37550	.74197	.76746	1.6049	1.1510	1.4734
#1	1.0082	52.351	.47231	9.9063	.49116	2.0085	.51761	2.0559	2.2739
#2	.99969	51.681	.46725	9.8539	.48603	1.9868	.50600	2.0227	2.2270
Check ?	Chk Pass	Chk Pass	Chk Pass	Chk Pass	Chk Pass	None	Chk Pass	Chk Pass	Chk Pass
High Limit									
Low Limit									

Elem	SiO2	Sn1899	Sr4077	Th2837	Ti3349	Tl1908	U_3701	V_2924	Zn2062
Line	288.158 {117}2	189.989 {477}	407.771 { 83}	283.730 {119}	334.904 {101}	190.856 {477}	370.152 { 91}	292.402 {115}	206.200 {163}
Units	ppm	ppm	ppm	ppm	ppm	ppm	ppm	ppm	ppm
Avg	**4.8160**	**1.9318**	**.96087**	**.94761**	**.93983**	**1.8942**	**1.9607**	**.46738**	**.45975**
Stddev	.0710	.0227	.00177	.00329	.00217	.0661	.0311	.00104	.00194
%RSD	1.4734	1.1758	.18387	.34696	.23127	3.4885	1.5855	.22253	.42185
#1	4.8662	1.9478	.96212	.94528	.93830	1.9409	1.9387	.46665	.46112
#2	4.7659	1.9157	.95963	.94993	.94137	1.8474	1.9826	.46812	.45838
Check ?	None	Chk Pass	Chk Pass	Chk Pass	Chk Pass	Chk Pass	Chk Pass	Chk Pass	Chk Pass
High Limit									
Low Limit									

Elem	Zr3391
Line	339.198 { 99}
Units	ppm
Avg	**.49686**
Stddev	.00275
%RSD	.55422
#1	.49881
#2	.49492
Check ?	Chk Pass
High Limit	
Low Limit	

Sample Name: LCS 280-324888/2-A Acquired: 5/18/2016 13:22:47 Type: Unk
Method: 6500_025(v6) Mode: CONC Corr. Factor: 1.000000
User: CRHOADES Prep Date: Custom ID2: Custom ID3:
Comment: 324888 SOIL 6010C (Be) Q5

Int. Std.	Y_2243	Y_3600	Y_3774
Line	224.306 {450}	360.073 { 94}	377.433 { 89}
Units	Cts/S	Cts/S	Cts/S
Avg	**2750.2**	**42291.**	**2263.5**
Stddev	13.5	35.	9.2
%RSD	.49137	.08252	.40844
#1	2759.7	42266.	2270.0
#2	2740.6	42315.	2257.0

Sample Name: 280-82987-A-4-A Acquired: 5/18/2016 13:25:17 Type: Unk
Method: 6500_025(v6) Mode: CONC Corr. Factor: 1.000000
User: CRHOADES Prep Date: Custom ID2: Custom ID3:
Comment: 324888 SOIL 6010C (Be) Q5

Elem	Ag3280	Al3092	As1890	B_2089	Ba4554	Be3130	Bi2230	Ca3179	Cd2288
Line	328.068 {103}	309.271 {109}	189.042 {478}	208.959 {461}	455.403 { 74}	313.042 {108}	223.061 {451}	317.933 {106}	228.802 {447}
Units	ppm	ppm	ppm	ppm	ppm	ppm	ppm	ppm	ppm
Avg	**-.00054**	**113.85**	**.08327**	**.02658**	**.91478**	**.00504**	**.00600**	**55.189**	**.00280**
Stddev	.00042	.26	.00146	.00090	.00205	.00042	.00681	.079	.00009
%RSD	77.343	.23074	1.7539	3.3817	.22395	8.3584	113.53	.14245	3.3321
#1	-.00083	113.66	.08430	.02722	.91333	.00474	.01082	55.245	.00274
#2	-.00024	114.03	.08223	.02594	.91623	.00533	.00118	55.134	.00287
Check ?	Chk Pass	Chk Pass	Chk Pass	Chk Pass	Chk Pass	Chk Pass	Chk Pass	Chk Pass	Chk Pass
High Limit									
Low Limit									

Elem	Co2286	Cr2055	Cu3247	Fe2714	K_7664	Li6707	Mg2790	Mn2576	Mo2020
Line	228.616 {447}	205.560 {464}	324.754 {104}	271.441 {124}	766.490 { 44}	670.784 { 50}	279.079 {121}2	257.610 {131}	202.030 {467}
Units	ppm	ppm	ppm	ppm	ppm	ppm	ppm	ppm	ppm
Avg	**.07097**	**.11706**	**.18237**	**252.28**	**20.177**	**.13961**	**57.095**	**3.4731**	**.00485**
Stddev	.00089	.00155	.00059	1.41	.080	.00032	.145	.0097	.00003
%RSD	1.2563	1.3250	.32329	.55782	.39565	.23264	.25318	.28002	.63924
#1	.07034	.11597	.18196	251.29	20.120	.13984	57.197	3.4800	.00487
#2	.07160	.11816	.18279	253.28	20.233	.13938	56.993	3.4662	.00483
Check ?	Chk Pass	Chk Pass	Chk Pass	Chk Pass	Chk Pass	Chk Pass	Chk Pass	Chk Pass	Chk Pass
High Limit									
Low Limit									

Elem	Na5895	Ni2316	P_1782	Pb2203	S_1820	Sb2068	Se1960	Si2881	SiO2
Line	589.592 { 57}	231.604 {446}	178.284 {489}	220.353 {453}	182.034 {485}	206.833 {463}	196.090 {472}	288.158 {117}	288.158 {117}2
Units	ppm	ppm	ppm	ppm	ppm	ppm	ppm	ppm	ppm
Avg	**1.2983**	**.12192**	W **7.5862**	**.11524**	**.90287**	**.00045**	**.00896**	**10.920**	**23.368**
Stddev	.0100	.00122	.0741	.00112	.01483	.00290	.00634	.080	.172
%RSD	.76760	1.0030	.97648	.97262	1.6424	642.04	70.712	.73459	.73459
#1	1.3053	.12106	7.5338	.11604	.89238	-.00160	.01344	10.863	23.247
#2	1.2913	.12279	7.6385	.11445	.91335	.00250	.00448	10.976	23.490
Check ?	Chk Pass	Chk Pass	Chk Warn	Chk Pass	Chk Pass	Chk Pass	Chk Pass	Chk Pass	Chk Pass
High Limit			2.0000						
Low Limit			-1.0000						

Elem	Sn1899	Sr4077	Th2837	Ti3349	Tl1908	U_3701	V_2924	Zn2062	Zr3391
Line	189.989 {477}	407.771 { 83}	283.730 {119}	334.904 {101}	190.856 {477}	370.152 { 91}	292.402 {115}	206.200 {163}	339.198 { 99}
Units	ppm	ppm	ppm	ppm	ppm	ppm	ppm	ppm	ppm
Avg	**-.00110**	**.18147**	**.06746**	**9.4056**	**.01858**	W **-.08736**	**.35032**	**.55055**	**.16525**
Stddev	.00113	.00061	.00016	.0178	.00487	.02333	.00260	.00163	.00192
%RSD	102.23	.33410	.23962	.18966	26.186	26.702	.74181	.29530	1.1592
#1	-.00031	.18104	.06734	9.4182	.01514	-.07087	.35216	.55170	.16389
#2	-.00190	.18190	.06757	9.3930	.02202	-.10385	.34848	.54940	.16660
Check ?	Chk Pass	Chk Pass	Chk Pass	Chk Pass	Chk Pass	Chk Warn	Chk Pass	Chk Pass	Chk Pass
High Limit						45.000			
Low Limit						-.05000			

Int. Std.	Y_2243	Y_3600	Y_3774
Line	224.306 {450}	360.073 { 94}	377.433 { 89}
Units	Cts/S	Cts/S	Cts/S
Avg	**3047.6**	**46216.**	**2568.2**
Stddev	9.4	234.	3.1
%RSD	.30854	.50536	.12029
#1	3041.0	46051.	2570.4
#2	3054.3	46381.	2566.1

Sample Name: 280-82987-A-5-A Acquired: 5/18/2016 13:27:50 Type: Unk
Method: 6500_025(v6) Mode: CONC Corr. Factor: 1.000000
User: CRHOADES Prep Date: Custom ID2: Custom ID3:
Comment: 324888 SOIL 6010C (Be) Q5

Elem	Ag3280	Al3092	As1890	B_2089	Ba4554	Be3130	Bi2230	Ca3179	Cd2288
Line	328.068 {103}	309.271 {109}	189.042 {478}	208.959 {461}	455.403 { 74}	313.042 {108}	223.061 {451}	317.933 {106}	228.802 {447}
Units	ppm	ppm	ppm	ppm	ppm	ppm	ppm	ppm	ppm
Avg	**-.00093**	**122.79**	**.09704**	**.04198**	**1.2453**	**.00503**	**.00530**	**57.081**	**.00274**
Stddev	.00051	.72	.00124	.00170	.0071	.00018	.00037	.429	.00028
%RSD	54.504	.58914	1.2800	4.0525	.56837	3.4827	6.9166	.75235	10.274
#1	-.00057	123.30	.09792	.04318	1.2503	.00515	.00504	57.385	.00254
#2	-.00129	122.28	.09617	.04078	1.2403	.00490	.00556	56.778	.00294
Check ?	Chk Pass	Chk Pass	Chk Pass	Chk Pass	Chk Pass	Chk Pass	Chk Pass	Chk Pass	Chk Pass
High Limit									
Low Limit									

Elem	Co2286	Cr2055	Cu3247	Fe2714	K_7664	Li6707	Mg2790	Mn2576	Mo2020
Line	228.616 {447}	205.560 {464}	324.754 {104}	271.441 {124}	766.490 { 44}	670.784 { 50}	279.079 {121}2	257.610 {131}	202.030 {467}
Units	ppm	ppm	ppm	ppm	ppm	ppm	ppm	ppm	ppm
Avg	**.08476**	**.11197**	**.17359**	**272.92**	**22.303**	**.12935**	**53.590**	**4.7266**	**.00308**
Stddev	.00140	.00011	.00024	1.31	.161	.00214	.056	.0672	.00059
%RSD	1.6540	.09754	.13856	.47963	.72211	1.6573	.10456	1.4217	19.251
#1	.08575	.11204	.17342	273.84	22.417	.13087	53.550	4.6791	.00266
#2	.08376	.11189	.17376	271.99	22.189	.12784	53.629	4.7741	.00350
Check ?	Chk Pass	Chk Pass	Chk Pass	Chk Pass	Chk Pass	Chk Pass	Chk Pass	Chk Pass	Chk Pass
High Limit									
Low Limit									

Elem	Na5895	Ni2316	P_1782	Pb2203	S_1820	Sb2068	Se1960	Si2881	SiO2
Line	589.592 { 57}	231.604 {446}	178.284 {489}	220.353 {453}	182.034 {485}	206.833 {463}	196.090 {472}	288.158 {117}	288.158 {117}2
Units	ppm	ppm	ppm	ppm	ppm	ppm	ppm	ppm	ppm
Avg	**1.4792**	**.11779**	W **9.4031**	**.17668**	**2.4273**	**-.00083**	**.01182**	**11.788**	**25.226**
Stddev	.0159	.00036	.0294	.00144	.0190	.00032	.00738	.112	.240
%RSD	1.0763	.30901	.31275	.81448	.78349	38.339	62.416	.94961	.94961
#1	1.4905	.11753	9.4239	.17770	2.4407	-.00061	.00660	11.867	25.396
#2	1.4679	.11805	9.3823	.17567	2.4138	-.00106	.01703	11.709	25.057
Check ?	Chk Pass	Chk Pass	Chk Warn	Chk Pass	Chk Pass	Chk Pass	Chk Pass	Chk Pass	Chk Pass
High Limit			2.0000						
Low Limit			-1.0000						

Elem	Sn1899	Sr4077	Th2837	Ti3349	Tl1908	U_3701	V_2924	Zn2062	Zr3391
Line	189.989 {477}	407.771 { 83}	283.730 {119}	334.904 {101}	190.856 {477}	370.152 { 91}	292.402 {115}	206.200 {163}	339.198 { 99}
Units	ppm	ppm	ppm	ppm	ppm	ppm	ppm	ppm	ppm
Avg	**-.00018**	**.24943**	**.05562**	**9.5004**	**.00613**	W **-.08199**	**.47739**	**.61732**	**.16762**
Stddev	.00012	.00209	.00201	.0254	.00262	.04022	.00079	.00362	.00160
%RSD	69.616	.83695	3.6120	.26780	42.816	49.054	.16448	.58596	.95523
#1	-.00026	.25091	.05420	9.4824	.00427	-.11042	.47683	.61988	.16649
#2	-.00009	.24796	.05704	9.5184	.00799	-.05355	.47794	.61476	.16876
Check ?	Chk Pass	Chk Pass	Chk Pass	Chk Pass	Chk Pass	Chk Warn	Chk Pass	Chk Pass	Chk Pass
High Limit						45.000			
Low Limit						-.05000			

Int. Std.	Y_2243	Y_3600	Y_3774
Line	224.306 {450}	360.073 { 94}	377.433 { 89}
Units	Cts/S	Cts/S	Cts/S
Avg	**3067.2**	**46310.**	**2639.6**
Stddev	3.7	46.	9.3
%RSD	.12174	.10038	.35249
#1	3069.8	46278.	2633.0
#2	3064.5	46343.	2646.2

Sample Name: 280-82987-A-6-A Acquired: 5/18/2016 13:30:27 Type: Unk
Method: 6500_025(v6) Mode: CONC Corr. Factor: 1.000000
User: CRHOADES Prep Date: Custom ID2: Custom ID3:
Comment: 324888 SOIL 6010C (Be) Q5

Elem	Ag3280	Al3092	As1890	B_2089	Ba4554	Be3130	Bi2230	Ca3179	Cd2288
Line	328.068 {103}	309.271 {109}	189.042 {478}	208.959 {461}	455.403 { 74}	313.042 {108}	223.061 {451}	317.933 {106}	228.802 {447}
Units	ppm	ppm	ppm	ppm	ppm	ppm	ppm	ppm	ppm
Avg	**-.00120**	**114.74**	**.09259**	**.03176**	**1.0227**	**.00464**	**.01100**	**65.981**	**.00171**
Stddev	.00019	1.57	.00311	.00003	.0165	.00008	.00366	.983	.00028
%RSD	16.299	1.3649	3.3536	.08666	1.6125	1.6704	33.249	1.4896	16.297
#1	-.00106	115.85	.09478	.03178	1.0344	.00459	.00841	66.676	.00191
#2	-.00133	113.64	.09039	.03174	1.0111	.00470	.01359	65.286	.00151
Check ?	Chk Pass	Chk Pass	Chk Pass	Chk Pass	Chk Pass	Chk Pass	Chk Pass	Chk Pass	Chk Pass
High Limit									
Low Limit									

Elem	Co2286	Cr2055	Cu3247	Fe2714	K_7664	Li6707	Mg2790	Mn2576	Mo2020
Line	228.616 {447}	205.560 {464}	324.754 {104}	271.441 {124}	766.490 { 44}	670.784 { 50}	279.079 {121}2	257.610 {131}	202.030 {467}
Units	ppm	ppm	ppm	ppm	ppm	ppm	ppm	ppm	ppm
Avg	**.06791**	**.18427**	**.15249**	**220.47**	**19.622**	**.14274**	**59.537**	**4.1038**	**.00147**
Stddev	.00050	.00129	.00010	1.88	.193	.00099	.135	.0001	.00075
%RSD	.73878	.69931	.06273	.85404	.98532	.69227	.22730	.00228	50.874
#1	.06826	.18518	.15242	221.80	19.759	.14344	59.442	4.1039	.00094
#2	.06755	.18336	.15256	219.14	19.485	.14205	59.633	4.1037	.00200
Check ?	Chk Pass	Chk Pass	Chk Pass	Chk Pass	Chk Pass	Chk Pass	Chk Pass	Chk Pass	Chk Pass
High Limit									
Low Limit									

Elem	Na5895	Ni2316	P_1782	Pb2203	S_1820	Sb2068	Se1960	Si2881	SiO2
Line	589.592 { 57}	231.604 {446}	178.284 {489}	220.353 {453}	182.034 {485}	206.833 {463}	196.090 {472}	288.158 {117}	288.158 {117}2
Units	ppm	ppm	ppm	ppm	ppm	ppm	ppm	ppm	ppm
Avg	**1.3115**	**.14537**	W **6.0248**	**.13957**	**1.6639**	**-.00140**	**.00833**	**10.392**	**22.240**
Stddev	.0241	.00031	.0049	.00055	.0039	.00274	.00416	.009	.018
%RSD	1.8392	.21141	.08204	.39334	.23603	195.32	49.909	.08314	.08314
#1	1.3286	.14559	6.0283	.13918	1.6667	-.00334	.01127	10.386	22.227
#2	1.2945	.14515	6.0213	.13996	1.6611	.00053	.00539	10.398	22.253
Check ?	Chk Pass	Chk Pass	Chk Warn	Chk Pass	Chk Pass	Chk Pass	Chk Pass	Chk Pass	Chk Pass
High Limit			2.0000						
Low Limit			-1.0000						

Elem	Sn1899	Sr4077	Th2837	Ti3349	Tl1908	U_3701	V_2924	Zn2062	Zr3391
Line	189.989 {477}	407.771 { 83}	283.730 {119}	334.904 {101}	190.856 {477}	370.152 { 91}	292.402 {115}	206.200 {163}	339.198 { 99}
Units	ppm	ppm	ppm	ppm	ppm	ppm	ppm	ppm	ppm
Avg	**-.00029**	**.21490**	**.06751**	**6.8753**	**-.00229**	F **-.10036**	**.29050**	**.47310**	**.14294**
Stddev	.00011	.00316	.00010	.0069	.00259	.00634	.00025	.00006	.00329
%RSD	38.628	1.4702	.15031	.10093	113.03	6.3162	.08752	.01296	2.3029
#1	-.00021	.21713	.06758	6.8802	-.00412	-.09588	.29032	.47305	.14061
#2	-.00037	.21266	.06744	6.8704	-.00046	-.10484	.29068	.47314	.14526
Check ?	Chk Pass	Chk Pass	Chk Pass	Chk Pass	Chk Pass	Chk Fail	Chk Pass	Chk Pass	Chk Pass
High Limit						50.000			
Low Limit						-.10000			

Int. Std.	Y_2243	Y_3600	Y_3774
Line	224.306 {450}	360.073 { 94}	377.433 { 89}
Units	Cts/S	Cts/S	Cts/S
Avg	**2988.7**	**45268.**	**2585.5**
Stddev	2.9	26.	36.2
%RSD	.09713	.05691	1.3998
#1	2990.7	45249.	2559.9
#2	2986.6	45286.	2611.1

Sample Name: 280-82987-A-7-A Acquired: 5/18/2016 13:33:00 Type: Unk
Method: 6500_025(v6) Mode: CONC Corr. Factor: 1.000000
User: CRHOADES Prep Date: Custom ID2: Custom ID3:
Comment: 324888 SOIL 6010C (Be) Q5

Elem	Ag3280	Al3092	As1890	B_2089	Ba4554	Be3130	Bi2230	Ca3179	Cd2288
Line	328.068 {103}	309.271 {109}	189.042 {478}	208.959 {461}	455.403 { 74}	313.042 {108}	223.061 {451}	317.933 {106}	228.802 {447}
Units	ppm	ppm	ppm	ppm	ppm	ppm	ppm	ppm	ppm
Avg	**.00320**	**135.95**	**.42928**	**.03068**	**1.2072**	**.00529**	**.01234**	**208.31**	**.00100**
Stddev	.00011	2.14	.00329	.00079	.0201	.00018	.00094	3.49	.00005
%RSD	3.4485	1.5720	.76690	2.5701	1.6654	3.4260	7.6280	1.6773	4.8993
#1	.00328	137.46	.42695	.03013	1.2214	.00542	.01301	210.78	.00096
#2	.00312	134.44	.43161	.03124	1.1930	.00516	.01168	205.84	.00103
Check ?	Chk Pass	Chk Pass	Chk Pass	Chk Pass	Chk Pass	Chk Pass	Chk Pass	Chk Pass	Chk Pass
High Limit									
Low Limit									

Elem	Co2286	Cr2055	Cu3247	Fe2714	K_7664	Li6707	Mg2790	Mn2576	Mo2020
Line	228.616 {447}	205.560 {464}	324.754 {104}	271.441 {124}	766.490 { 44}	670.784 { 50}	279.079 {121}2	257.610 {131}	202.030 {467}
Units	ppm	ppm	ppm	ppm	ppm	ppm	ppm	ppm	ppm
Avg	**.07880**	**.13124**	**.18959**	**253.17**	**22.618**	**.16648**	**69.712**	W **10.301**	**.00162**
Stddev	.00091	.00018	.00129	2.53	.220	.00344	.148	.151	.00129
%RSD	1.1524	.13794	.67910	1.0010	.97290	2.0679	.21279	1.4653	79.523
#1	.07945	.13137	.18868	254.96	22.774	.16892	69.607	10.194	.00071
#2	.07816	.13111	.19050	251.38	22.463	.16405	69.817	10.408	.00252
Check ?	Chk Pass	Chk Pass	Chk Pass	Chk Pass	Chk Pass	Chk Pass	Chk Pass	Chk Warn	Chk Pass
High Limit								10.000	
Low Limit								-.01000	

Elem	Na5895	Ni2316	P_1782	Pb2203	S_1820	Sb2068	Se1960	Si2881	SiO2
Line	589.592 { 57}	231.604 {446}	178.284 {489}	220.353 {453}	182.034 {485}	206.833 {463}	196.090 {472}	288.158 {117}	288.158 {117}2
Units	ppm	ppm	ppm	ppm	ppm	ppm	ppm	ppm	ppm
Avg	**1.4914**	**.14412**	W **7.9139**	**.16875**	**2.0833**	**-.00263**	**.00836**	**11.271**	**24.119**
Stddev	.0165	.00207	.0261	.00168	.0004	.00304	.00849	.061	.132
%RSD	1.1072	1.4370	.32930	.99804	.01690	115.74	101.61	.54522	.54522
#1	1.5031	.14559	7.9323	.16994	2.0831	-.00478	.01436	11.314	24.212
#2	1.4797	.14266	7.8954	.16756	2.0836	-.00048	.00235	11.227	24.026
Check ?	Chk Pass	Chk Pass	Chk Warn	Chk Pass	Chk Pass	Chk Pass	Chk Pass	Chk Pass	Chk Pass
High Limit			2.0000						
Low Limit			-1.0000						

Elem	Sn1899	Sr4077	Th2837	Ti3349	Tl1908	U_3701	V_2924	Zn2062	Zr3391
Line	189.989 {477}	407.771 { 83}	283.730 {119}	334.904 {101}	190.856 {477}	370.152 { 91}	292.402 {115}	206.200 {163}	339.198 { 99}
Units	ppm	ppm	ppm	ppm	ppm	ppm	ppm	ppm	ppm
Avg	**.00042**	**.30855**	**.07033**	**7.7986**	**.00192**	F **-.14466**	**.33643**	**.59197**	**.15902**
Stddev	.00236	.00633	.00170	.0121	.00271	.02123	.00110	.00052	.00687
%RSD	556.12	2.0527	2.4178	.15573	141.08	14.672	.32726	.08760	4.3198
#1	.00209	.31303	.06913	7.7900	.00384	-.12966	.33565	.59234	.16388
#2	-.00124	.30407	.07153	7.8071	.00000	-.15967	.33721	.59160	.15416
Check ?	Chk Pass	Chk Pass	Chk Pass	Chk Pass	Chk Pass	Chk Fail	Chk Pass	Chk Pass	Chk Pass
High Limit						50.000			
Low Limit						-.10000			

Int. Std.	Y_2243	Y_3600	Y_3774
Line	224.306 {450}	360.073 { 94}	377.433 { 89}
Units	Cts/S	Cts/S	Cts/S
Avg	**3055.4**	**46343.**	**2685.4**
Stddev	.7	25.	25.5
%RSD	.02134	.05339	.94910
#1	3054.9	46361.	2667.4
#2	3055.9	46326.	2703.4

Sample Name: 280-82987-A-7-A @2 Acquired: 5/18/2016 13:35:38 Type: Unk
Method: 6500_025(v6) Mode: CONC Corr. Factor: 1.000000
User: CRHOADES Prep Date: Custom ID2: Custom ID3:
Comment: 324888 SOIL 6010C (Mn) Q5 2x

Elem	Ag3280	Al3092	As1890	B_2089	Ba4554	Be3130	Bi2230	Ca3179	Cd2288
Line	328.068 {103}	309.271 {109}	189.042 {478}	208.959 {461}	455.403 { 74}	313.042 {108}	223.061 {451}	317.933 {106}	228.802 {447}
Units	ppm	ppm	ppm	ppm	ppm	ppm	ppm	ppm	ppm
Avg	**.00067**	**62.288**	**.19144**	**.01873**	**.54486**	**.00252**	**.00455**	**95.661**	**.00041**
Stddev	.00061	.322	.00734	.00141	.00282	.00016	.00458	.289	.00033
%RSD	91.192	.51654	3.8346	7.5509	.51688	6.1871	100.60	.30229	80.306
#1	.00109	62.061	.19663	.01973	.54287	.00263	.00779	95.457	.00018
#2	.00024	62.516	.18625	.01773	.54685	.00241	.00131	95.866	.00064
Check ?	Chk Pass	Chk Pass	Chk Pass	Chk Pass	Chk Pass	Chk Pass	Chk Pass	Chk Pass	Chk Pass
High Limit									
Low Limit									

Elem	Co2286	Cr2055	Cu3247	Fe2714	K_7664	Li6707	Mg2790	Mn2576	Mo2020
Line	228.616 {447}	205.560 {464}	324.754 {104}	271.441 {124}	766.490 { 44}	670.784 { 50}	279.079 {121}2	257.610 {131}	202.030 {467}
Units	ppm	ppm	ppm	ppm	ppm	ppm	ppm	ppm	ppm
Avg	**.03695**	**.06107**	**.08283**	**117.19**	**10.421**	**.07812**	**31.828**	**4.8888**	**.00006**
Stddev	.00061	.00031	.00011	.83	.038	.00116	.056	.0248	.00053
%RSD	1.6454	.50712	.13764	.71077	.36347	1.4798	.17455	.50773	855.14
#1	.03652	.06085	.08275	116.60	10.394	.07731	31.788	4.8713	.00044
#2	.03738	.06129	.08291	117.77	10.447	.07894	31.867	4.9064	-.00031
Check ?	Chk Pass	Chk Pass	Chk Pass	Chk Pass	Chk Pass	Chk Pass	Chk Pass	Chk Pass	Chk Pass
High Limit									
Low Limit									

Elem	Na5895	Ni2316	P_1782	Pb2203	S_1820	Sb2068	Se1960	Si2881	SiO2
Line	589.592 { 57}	231.604 {446}	178.284 {489}	220.353 {453}	182.034 {485}	206.833 {463}	196.090 {472}	288.158 {117}	288.158 {117}2
Units	ppm	ppm	ppm	ppm	ppm	ppm	ppm	ppm	ppm
Avg	**.65023**	**.06753**	W **3.5931**	**.07751**	**.92287**	**-.00181**	**-.00287**	**5.2776**	**11.294**
Stddev	.00789	.00061	.0621	.00072	.00068	.00089	.00045	.0105	.022
%RSD	1.2142	.90069	1.7289	.93401	.07345	49.345	15.601	.19915	.19915
#1	.64465	.06710	3.5492	.07700	.92335	-.00118	-.00319	5.2701	11.278
#2	.65581	.06796	3.6370	.07802	.92239	-.00244	-.00256	5.2850	11.310
Check ?	Chk Pass	Chk Pass	Chk Warn	Chk Pass	Chk Pass	Chk Pass	Chk Pass	Chk Pass	Chk Pass
High Limit			2.0000						
Low Limit			-1.0000						

Elem	Sn1899	Sr4077	Th2837	Ti3349	Tl1908	U_3701	V_2924	Zn2062	Zr3391
Line	189.989 {477}	407.771 { 83}	283.730 {119}	334.904 {101}	190.856 {477}	370.152 { 91}	292.402 {115}	206.200 {163}	339.198 { 99}
Units	ppm	ppm	ppm	ppm	ppm	ppm	ppm	ppm	ppm
Avg	**.00063**	**.14395**	**.03534**	**3.5469**	**-.00148**	W **-.05499**	**.15447**	**.27864**	**.07236**
Stddev	.00038	.00038	.00056	.0063	.00519	.01484	.00079	.00228	.00356
%RSD	60.612	.26190	1.5925	.17725	350.83	26.996	.51015	.81716	4.9177
#1	.00036	.14368	.03574	3.5425	.00219	-.04449	.15391	.28025	.07488
#2	.00089	.14422	.03494	3.5513	-.00515	-.06548	.15503	.27703	.06985
Check ?	Chk Pass	Chk Pass	Chk Pass	Chk Pass	Chk Pass	Chk Warn	Chk Pass	Chk Pass	Chk Pass
High Limit						45.000			
Low Limit						-.05000			

Int. Std.	Y_2243	Y_3600	Y_3774
Line	224.306 {450}	360.073 { 94}	377.433 { 89}
Units	Cts/S	Cts/S	Cts/S
Avg	**2749.2**	**40768.**	**2240.3**
Stddev	65.6	28.	28.8
%RSD	2.3870	.06917	1.2856
#1	2702.8	40748.	2260.6
#2	2795.6	40788.	2219.9

Sample Name: 280-82987-A-8-A Acquired: 5/18/2016 13:38:20 Type: Unk
Method: 6500_025(v6) Mode: CONC Corr. Factor: 1.000000
User: CRHOADES Prep Date: Custom ID2: Custom ID3:
Comment: 324888 SOIL 6010C (Be) Q5

Elem	Ag3280	Al3092	As1890	B_2089	Ba4554	Be3130	Bi2230	Ca3179	Cd2288
Line	328.068 {103}	309.271 {109}	189.042 {478}	208.959 {461}	455.403 { 74}	313.042 {108}	223.061 {451}	317.933 {106}	228.802 {447}
Units	ppm	ppm	ppm	ppm	ppm	ppm	ppm	ppm	ppm
Avg	**-.00079**	**145.72**	**.13432**	**.02621**	**1.2720**	**.00536**	**.00928**	**79.973**	**.00582**
Stddev	.00048	1.44	.00529	.00085	.0084	.00002	.00083	.639	.00031
%RSD	60.575	.99117	3.9390	3.2585	.66315	.45425	8.9574	.79939	5.4107
#1	-.00045	146.74	.13058	.02682	1.2780	.00537	.00869	80.425	.00604
#2	-.00113	144.70	.13806	.02561	1.2660	.00534	.00986	79.521	.00560
Check ?	Chk Pass	Chk Pass	Chk Pass	Chk Pass	Chk Pass	Chk Pass	Chk Pass	Chk Pass	Chk Pass
High Limit									
Low Limit									

Elem	Co2286	Cr2055	Cu3247	Fe2714	K_7664	Li6707	Mg2790	Mn2576	Mo2020
Line	228.616 {447}	205.560 {464}	324.754 {104}	271.441 {124}	766.490 { 44}	670.784 { 50}	279.079 {121}2	257.610 {131}	202.030 {467}
Units	ppm	ppm	ppm	ppm	ppm	ppm	ppm	ppm	ppm
Avg	**.10169**	**.14686**	**.21189**	**322.99**	**26.558**	**.18937**	**81.925**	**4.8456**	**.00289**
Stddev	.00076	.00074	.00033	1.61	.115	.00076	.224	.0429	.00047
%RSD	.74567	.50713	.15552	.49971	.43394	.40174	.27341	.88442	16.437
#1	.10223	.14739	.21212	324.13	26.640	.18883	82.083	4.8153	.00255
#2	.10116	.14634	.21165	321.85	26.477	.18991	81.767	4.8759	.00322
Check ?	Chk Pass	Chk Pass	Chk Pass	Chk Pass	Chk Pass	Chk Pass	Chk Pass	Chk Pass	Chk Pass
High Limit									
Low Limit									

Elem	Na5895	Ni2316	P_1782	Pb2203	S_1820	Sb2068	Se1960	Si2881	SiO2
Line	589.592 { 57}	231.604 {446}	178.284 {489}	220.353 {453}	182.034 {485}	206.833 {463}	196.090 {472}	288.158 {117}	288.158 {117}2
Units	ppm	ppm	ppm	ppm	ppm	ppm	ppm	ppm	ppm
Avg	**1.8348**	**.13496**	W **12.470**	**.16492**	**1.6605**	**-.00605**	**.00178**	**10.484**	**22.436**
Stddev	.0022	.00065	.047	.00037	.0105	.00089	.00611	.121	.259
%RSD	.12258	.48487	.37448	.22532	.62982	14.781	344.22	1.1547	1.1547
#1	1.8332	.13543	12.504	.16518	1.6679	-.00542	-.00255	10.570	22.619
#2	1.8364	.13450	12.437	.16466	1.6531	-.00668	.00610	10.398	22.253
Check ?	Chk Pass	Chk Pass	Chk Warn	Chk Pass	Chk Pass	Chk Pass	Chk Pass	Chk Pass	Chk Pass
High Limit			2.0000						
Low Limit			-1.0000						

Elem	Sn1899	Sr4077	Th2837	Ti3349	Tl1908	U_3701	V_2924	Zn2062	Zr3391
Line	189.989 {477}	407.771 { 83}	283.730 {119}	334.904 {101}	190.856 {477}	370.152 { 91}	292.402 {115}	206.200 {163}	339.198 { 99}
Units	ppm	ppm	ppm	ppm	ppm	ppm	ppm	ppm	ppm
Avg	**.00071**	**.32678**	**.06973**	W **10.142**	**.00191**	F **-.19984**	**.45203**	**.66957**	**.19838**
Stddev	.00006	.00244	.00226	.054	.00055	.07062	.00043	.00197	.00681
%RSD	8.6982	.74618	3.2433	.53421	28.833	35.340	.09541	.29484	3.4341
#1	.00075	.32851	.06813	10.180	.00152	-.14990	.45233	.67097	.20320
#2	.00066	.32506	.07133	10.103	.00230	-.24977	.45172	.66818	.19356
Check ?	Chk Pass	Chk Pass	Chk Pass	Chk Warn	Chk Pass	Chk Fail	Chk Pass	Chk Pass	Chk Pass
High Limit				10.000		50.000			
Low Limit				-.01000		-.10000			

Int. Std.	Y_2243	Y_3600	Y_3774
Line	224.306 {450}	360.073 { 94}	377.433 { 89}
Units	Cts/S	Cts/S	Cts/S
Avg	**3056.8**	**46249.**	**2570.2**
Stddev	5.3	121.	16.2
%RSD	.17268	.26258	.63203
#1	3060.5	46335.	2558.7
#2	3053.1	46163.	2581.7

Sample Name: CCVH-3894253 Acquired: 5/18/2016 13:40:59 Type: QC
Method: 6500_025(v6) Mode: CONC Corr. Factor: 1.000000
User: CRHOADES Prep Date: Custom ID2: Custom ID3:
Comment:

Elem	Ag3280	Al3092	As1890	B_2089	Ba4554	Be3130	Bi2230	Ca3179	Cd2288	Co2286	Cr2055	Cu3247	Fe2714
Units	ppm	ppm	ppm	ppm	ppm	ppm	ppm	ppm	ppm	ppm	ppm	ppm	ppm
Avg	**-.00016**	**51.022**	**.00078**	**.00775**	**-.00041**	**.00062**	**1.0424**	**-.01354**	**-.00072**	**-.00120**	**-.00027**	**.00228**	**50.265**
Stddev	.00114	.998	.00254	.00055	.00030	.00014	.0040	.00535	.00012	.00013	.00020	.00059	.304
%RSD	728.49	1.9555	327.19	7.1176	72.296	22.431	.38601	39.559	16.381	11.057	72.082	26.087	.60505
#1	-.00097	51.728	.00257	.00814	-.00062	.00072	1.0396	-.00975	-.00064	-.00111	-.00041	.00270	50.480
#2	.00065	50.317	-.00102	.00736	-.00020	.00052	1.0453	-.01732	-.00081	-.00130	-.00013	.00186	50.050
Check ?	None	Chk Pass	None	None	None	None	Chk Pass	None	None	None	None	None	Chk Pass
Value													
Range													

Elem	K_7664	Li6707	Mg2790	Mn2576	Mo2020	Na8183	Ni2316	P_1782	Pb2203	S_1820	Sb2068	Se1960	Si2881
Units	ppm	ppm	ppm	ppm	ppm	ppm	ppm	ppm	ppm	ppm	ppm	ppm	ppm
Avg	**.06218**	**.00099**	**.02695**	**.00033**	**-.00137**	**257.22**	**.00138**	**.00498**	**-.00365**	**5.1363**	**-.01230**	**-.00211**	**-.03175**
Stddev	.03957	.00388	.00062	.00015	.00059	1.63	.00020	.00198	.00143	.0001	.00303	.00616	.02016
%RSD	63.634	389.99	2.2962	45.217	42.966	.63495	14.799	39.831	39.120	.00199	24.586	291.92	63.483
#1	.03420	-.00175	.02739	.00043	-.00179	258.38	.00124	.00638	-.00466	5.1363	-.01017	-.00646	-.01750
#2	.09016	.00374	.02651	.00022	-.00096	256.07	.00152	.00358	-.00264	5.1364	-.01444	.00225	-.04600
Check ?	None	None	None	None	None	Chk Pass	None	None	None	Chk Pass	None	None	None
Value													
Range													

Elem	SiO2	Sn1899	Sr4077	Th2837	Ti3349	Tl1908	U_3701	V_2924	Zn2062	Zr3391
Units	ppm	ppm	ppm	ppm	ppm	ppm	ppm	ppm	ppm	ppm
Avg	**-.06795**	**.00012**	**.00057**	**4.8463**	**.00439**	**-.00253**	**10.458**	**.00897**	**-.00067**	**.05754**
Stddev	.04313	.00054	.00004	.0182	.00047	.00084	.262	.00012	.00017	.00213
%RSD	63.483	435.70	6.5988	.37587	10.633	33.069	2.5075	1.3184	24.917	3.6983
#1	-.03745	-.00026	.00055	4.8335	.00472	-.00312	10.644	.00888	-.00079	.05603
#2	-.09845	.00051	.00060	4.8592	.00406	-.00194	10.273	.00905	-.00056	.05904
Check ?	None	None	None	Chk Pass	None	None	Chk Pass	None	None	None
Value										
Range										

Int. Std.	Y_2243	Y_3600	Y_3774
Units	Cts/S	Cts/S	Cts/S
Avg	**2696.4**	**40443.**	**2209.9**
Stddev	65.5	43.	65.7
%RSD	2.4305	.10740	2.9709
#1	2742.8	40412.	2163.5
#2	2650.1	40473.	2256.3

Sample Name: CCV-3894251 Acquired: 5/18/2016 13:43:37 Type: QC
Method: 6500_025(v6) Mode: CONC Corr. Factor: 1.000000
User: CRHOADES Prep Date: Custom ID2: Custom ID3:
Comment:

Elem	Ag3280	Al1670	As1890	B_2089	Ba4554	Be3130	Bi2230	Ca3179	Cd2288	Co2286	Cr2055	Cu3247	Fe2599
Units	ppm	ppm	ppm	ppm	ppm	ppm	ppm	ppm	ppm	ppm	ppm	ppm	ppm
Avg	**.50552**	**.54745**	**1.0508**	**.51525**	**.50820**	**.48654**	**.00430**	**5.0516**	**.50725**	**.51848**	**.51788**	**.52615**	**2.4655**
Stddev	.00071	.00056	.0062	.00128	.00009	.00060	.00317	.0109	.00145	.00025	.00098	.00166	.0140
%RSD	.14110	.10228	.58676	.24809	.01833	.12349	73.764	.21598	.28682	.04916	.18949	.31543	.56851
#1	.50501	.54785	1.0552	.51435	.50827	.48612	.00654	5.0439	.50622	.51830	.51718	.52732	2.4754
#2	.50602	.54706	1.0465	.51615	.50814	.48697	.00205	5.0593	.50828	.51866	.51857	.52497	2.4556
Check ?	Chk Pass	Chk Pass	Chk Pass	Chk Pass	Chk Pass	Chk Pass	None	Chk Pass	Chk Pass	Chk Pass	Chk Pass	Chk Pass	Chk Pass
Value													
Range													

Elem	K_7664	Li6707	Mg2790	Mn2576	Mo2020	Na5895	Ni2316	P_1782	Pb2203	S_1820	Sb2068	Se1960	Si2881
Units	ppm	ppm	ppm	ppm	ppm	ppm	ppm	ppm	ppm	ppm	ppm	ppm	ppm
Avg	**50.485**	**1.0097**	**19.856**	**.49063**	**.51888**	**5.0555**	**.51136**	**1.0208**	**1.0442**	**-.01610**	**1.0252**	**1.0607**	**4.8884**
Stddev	.005	.0019	.009	.00028	.00241	.0146	.00038	.0008	.0015	.00755	.0090	.0093	.0124
%RSD	.00995	.19348	.04389	.05800	.46411	.28903	.07349	.07801	.14309	46.902	.87897	.87699	.25427
#1	50.488	1.0110	19.850	.49043	.51717	5.0658	.51162	1.0214	1.0431	-.01076	1.0316	1.0541	4.8972
#2	50.481	1.0083	19.862	.49083	.52058	5.0451	.51109	1.0202	1.0452	-.02145	1.0188	1.0672	4.8796
Check ?	Chk Pass	Chk Pass	Chk Pass	Chk Pass	Chk Pass	Chk Pass	Chk Pass	Chk Pass	Chk Pass	None	Chk Pass	Chk Pass	Chk Pass
Value													
Range													

Elem	SiO2	Sn1899	Sr4077	Th2837	Ti3349	Tl1908	U_3701	V_2924	Zn2062	Zr3391
Units	ppm	ppm	ppm	ppm	ppm	ppm	ppm	ppm	ppm	ppm
Avg	**10.461**	**1.0392**	**.50412**	**-.00013**	**.48465**	**1.0599**	**.01262**	**.49887**	**.49002**	**.50837**
Stddev	.027	.0030	.00124	.00138	.00121	.0037	.03143	.00037	.00061	.00384
%RSD	.25427	.28579	.24641	1066.1	.24941	.34562	248.96	.07334	.12498	.75485
#1	10.480	1.0413	.50324	.00085	.48380	1.0625	-.00960	.49861	.49045	.51108
#2	10.442	1.0371	.50500	-.00111	.48551	1.0573	.03485	.49913	.48958	.50566
Check ?	Chk Pass	Chk Pass	Chk Pass	None	Chk Pass	Chk Pass	None	Chk Pass	Chk Pass	Chk Pass
Value										
Range										

Int. Std.	Y_2243	Y_3600	Y_3774
Units	Cts/S	Cts/S	Cts/S
Avg	**2679.2**	**41002.**	**2141.9**
Stddev	4.4	149.	64.8
%RSD	.16348	.36326	3.0269
#1	2676.1	41107.	2096.1
#2	2682.3	40896.	2187.8

Sample Name: CCB Acquired: 5/18/2016 13:46:08 Type: QC
Method: 6500_025(v6) Mode: CONC Corr. Factor: 1.000000
User: CRHOADES Prep Date: Custom ID2: Custom ID3:
Comment:

Elem	Ag3280	Al1670	As1890	B_2089	Ba4554	Be3130	Bi2230	Ca3179	Cd2288	Co2286	Cr2055
Units	ppm	ppm	ppm	ppm	ppm	ppm	ppm	ppm	ppm	ppm	ppm
Avg	**-.00085**	**-.00084**	**-.00294**	**.00701**	**-.00089**	**.00033**	**-.00212**	**-.01760**	**-.00009**	**.00005**	**-.00022**
Stddev	.00024	.00015	.00079	.00173	.00010	.00007	.00330	.01109	.00014	.00028	.00020
%RSD	28.031	17.449	26.837	24.713	11.661	21.025	155.89	63.022	168.85	559.62	89.899
#1	-.00068	-.00074	-.00350	.00823	-.00096	.00037	.00022	-.00976	-.00019	.00025	-.00037
#2	-.00102	-.00095	-.00238	.00578	-.00082	.00028	-.00445	-.02544	.00002	-.00015	-.00008
Check ?	Chk Pass	Chk Pass	Chk Pass	Chk Pass	Chk Pass	Chk Pass	Chk Pass	Chk Pass	Chk Pass	Chk Pass	Chk Pass
High Limit											
Low Limit											

Elem	Cu3247	Fe2599	K_7664	Li6707	Mg2790	Mn2576	Mo2020	Na5895	Ni2316	P_1782	Pb2203
Units	ppm	ppm	ppm	ppm	ppm	ppm	ppm	ppm	ppm	ppm	ppm
Avg	**-.00057**	**.02771**	**.03439**	**-.00003**	**.00253**	**.00031**	**.00164**	**-.00094**	**-.00088**	**.00041**	**.00031**
Stddev	.00056	.00796	.07088	.00158	.00264	.00008	.00067	.00496	.00001	.00046	.00063
%RSD	98.541	28.715	206.10	5944.5	104.36	25.566	40.618	527.50	.98801	114.63	204.03
#1	-.00096	.02208	.08451	.00109	.00439	.00037	.00117	.00257	-.00087	.00073	-.00014
#2	-.00017	.03333	-.01573	-.00115	.00066	.00026	.00211	-.00445	-.00088	.00008	.00075
Check ?	Chk Pass	Chk Pass	Chk Pass	Chk Pass	Chk Pass	Chk Pass	Chk Pass	Chk Pass	Chk Pass	Chk Pass	Chk Pass
High Limit											
Low Limit											

Elem	S_1820	Sb2068	Se1960	Si2881	SiO2	Sn1899	Sr4077	Th2837	Ti3349	Tl1908	U_3701
Units	ppm	ppm	ppm	ppm	ppm	ppm	ppm	ppm	ppm	ppm	ppm
Avg	**-.01154**	W **.00486**	W **.00911**	**.00702**	**.01502**	**-.00078**	**.00000**	**-.00238**	**.00018**	**.00188**	**.01779**
Stddev	.00596	.00071	.00312	.05909	.12644	.00173	.0002	.00301	.00020	.00379	.02121
%RSD	51.637	14.606	34.249	841.76	841.76	221.12	108910.	126.01	114.06	200.96	119.28
#1	-.01576	.00537	.00690	.04880	.10443	-.00200	.00016	-.00451	.00032	-.00079	.00278
#2	-.00733	.00436	.01131	-.03476	-.07439	.00044	-.00016	-.00026	.00003	.00456	.03279
Check ?	Chk Pass	Chk Warn	Chk Warn	Chk Pass	Chk Pass	Chk Pass	Chk Pass	Chk Pass	Chk Pass	Chk Pass	Chk Pass
High Limit		.00100	.00750								
Low Limit		-.00100	-.01500								

Elem	V_2924	Zn2062	Zr3391
Units	ppm	ppm	ppm
Avg	**.00093**	**-.00039**	**-.00288**
Stddev	.00076	.00025	.00192
%RSD	81.399	64.948	66.781
#1	.00039	-.00056	-.00424
#2	.00146	-.00021	-.00152
Check ?	Chk Pass	Chk Pass	Chk Pass
High Limit			
Low Limit			

Int. Std.	Y_2243	Y_3600	Y_3774
Units	Cts/S	Cts/S	Cts/S
Avg	**2715.8**	**41708.**	**2199.7**
Stddev	8.6	281.	47.9
%RSD	.31493	.67372	2.1754
#1	2709.8	41907.	2233.5
#2	2721.8	41509.	2165.8

Sample Name: CCVL-3897520 Acquired: 5/18/2016 13:48:31 Type: QC
Method: 6500_025(v6) Mode: CONC Corr. Factor: 1.000000
User: CRHOADES Prep Date: Custom ID2: Custom ID3:
Comment:

Elem	Ag3280	Al1670	As1890	B_2089	Ba4554	Be3130	Bi2230	Ca3179	Cd2288	Co2286	Cr2055	Cu3247
Units	ppm	ppm	ppm	ppm	ppm	ppm	ppm	ppm	ppm	ppm	ppm	ppm
Avg	**.00981**	**.11148**	**.01453**	**.10211**	**.00949**	**.00114**	**.11173**	**.20020**	**.00491**	**.00966**	**.01021**	**.01587**
Stddev	.00048	.00089	.00366	.00156	.00042	.00033	.00315	.00150	.00017	.00019	.00004	.00068
%RSD	4.8971	.79551	25.230	1.5236	4.3828	29.296	2.8230	.74727	3.4443	1.9423	.35088	4.3136
#1	.00947	.11085	.01193	.10101	.00979	.00090	.10950	.19914	.00503	.00980	.01019	.01539
#2	.01015	.11211	.01712	.10321	.00920	.00137	.11396	.20125	.00479	.00953	.01024	.01636
Check ?	Chk Pass	Chk Pass	Chk Pass	Chk Pass	Chk Pass	Chk Pass	Chk Pass	Chk Pass	Chk Pass	Chk Pass	Chk Pass	Chk Pass
Value												
Range												

Elem	Fe2599	K_7664	Li6707	Mg2790	Mn2576	Mo2020	Na5895	Ni2316	P_1782	Pb2203	S_1820	Sb2068
Units	ppm	ppm	ppm	ppm	ppm	ppm	ppm	ppm	ppm	ppm	ppm	ppm
Avg	**.10379**	**3.0725**	**.00733**	**.20596**	**.01001**	**.02054**	**1.0171**	**.03985**	**2.8704**	**.00921**	**-.00811**	**.02376**
Stddev	.00086	.0404	.00498	.00171	.00008	.00010	.0226	.00069	.0341	.00257	.00311	.00362
%RSD	.82529	1.3160	67.999	.83160	.76825	.50404	2.2211	1.7196	1.1869	27.913	38.391	15.248
#1	.10318	3.1011	.01085	.20475	.00995	.02047	1.0012	.03936	2.8463	.00739	-.01031	.02120
#2	.10440	3.0439	.00380	.20717	.01006	.02062	1.0331	.04033	2.8945	.01103	-.00591	.02632
Check ?	Chk Pass	Chk Pass	Chk Pass	Chk Pass	Chk Pass	Chk Pass	Chk Pass	Chk Pass	Chk Pass	Chk Pass	None	Chk Pass
Value												
Range												

Elem	Se1960	Si2881	SiO2	Sn1899	Sr4077	Th2837	Ti3349	Tl1908	U_3701	V_2924	Zn2062	Zr3391
Units	ppm	ppm	ppm	ppm	ppm	ppm	ppm	ppm	ppm	ppm	ppm	ppm
Avg	F **.02190**	**.50545**	**1.0817**	**.10303**	**.01020**	**.01506**	**.00985**	**.01152**	**.05798**	**.00959**	**.01899**	**.01616**
Stddev	.00970	.01747	.0374	.00107	.00013	.00359	.00047	.00146	.02348	.00046	.00162	.00425
%RSD	44.284	3.4568	3.4568	1.0368	1.2276	23.862	4.7278	12.639	40.490	4.7831	8.5131	26.308
#1	.02875	.49310	1.0552	.10227	.01029	.01761	.00952	.01255	.07459	.00992	.02013	.01316
#2	.01504	.51781	1.1081	.10378	.01011	.01252	.01018	.01049	.04138	.00927	.01784	.01917
Check ?	Chk Fail	Chk Pass	Chk Pass	Chk Pass	Chk Pass	Chk Pass	Chk Pass	Chk Pass	Chk Pass	Chk Pass	Chk Pass	Chk Pass
Value	.01500											
Range	30.000%											

Int. Std.	Y_2243	Y_3600	Y_3774
Units	Cts/S	Cts/S	Cts/S
Avg	**2721.4**	**41835.**	**2238.2**
Stddev	3.4	289.	6.7
%RSD	.12330	.69041	.29950
#1	2719.0	42040.	2233.5
#2	2723.8	41631.	2243.0

Sample Name: 280-82987-A-9-A Acquired: 5/18/2016 13:51:12 Type: Unk
Method: 6500_025(v6) Mode: CONC Corr. Factor: 1.000000
User: CRHOADES Prep Date: Custom ID2: Custom ID3:
Comment: 324888 SOIL 6010C (Be) Q5

Elem	Ag3280	Al3092	As1890	B_2089	Ba4554	Be3130	Bi2230	Ca3179	Cd2288
Line	328.068 {103}	309.271 {109}	189.042 {478}	208.959 {461}	455.403 { 74}	313.042 {108}	223.061 {451}	317.933 {106}	228.802 {447}
Units	ppm	ppm	ppm	ppm	ppm	ppm	ppm	ppm	ppm
Avg	**-.00092**	**146.58**	**.09145**	**.04017**	**1.3125**	**.00490**	**.00661**	**69.614**	**.00279**
Stddev	.00015	1.71	.00483	.00004	.0120	.00012	.00315	.871	.00005
%RSD	16.786	1.1657	5.2850	.10452	.91015	2.5038	47.611	1.2514	1.7295
#1	-.00081	147.78	.09487	.04014	1.3209	.00482	.00883	70.230	.00276
#2	-.00103	145.37	.08803	.04020	1.3040	.00499	.00438	68.998	.00283
Check ?	Chk Pass	Chk Pass	Chk Pass	Chk Pass	Chk Pass	Chk Pass	Chk Pass	Chk Pass	Chk Pass
High Limit									
Low Limit									

Elem	Co2286	Cr2055	Cu3247	Fe2714	K_7664	Li6707	Mg2790	Mn2576	Mo2020
Line	228.616 {447}	205.560 {464}	324.754 {104}	271.441 {124}	766.490 { 44}	670.784 { 50}	279.079 {121}2	257.610 {131}	202.030 {467}
Units	ppm	ppm	ppm	ppm	ppm	ppm	ppm	ppm	ppm
Avg	**.08584**	**.18341**	**.17694**	**273.18**	**33.792**	**.18746**	**70.169**	**4.3982**	**.00355**
Stddev	.00276	.00406	.00045	3.06	.628	.00342	.122	.0141	.00018
%RSD	3.2148	2.2160	.25675	1.1207	1.8598	1.8243	.17317	.32084	4.9531
#1	.08779	.18629	.17661	275.34	34.236	.18988	70.083	4.4082	.00367
#2	.08389	.18054	.17726	271.01	33.347	.18504	70.254	4.3882	.00342
Check ?	Chk Pass	Chk Pass	Chk Pass	Chk Pass	Chk Pass	Chk Pass	Chk Pass	Chk Pass	Chk Pass
High Limit									
Low Limit									

Elem	Na5895	Ni2316	P_1782	Pb2203	S_1820	Sb2068	Se1960	Si2881	SiO2
Line	589.592 { 57}	231.604 {446}	178.284 {489}	220.353 {453}	182.034 {485}	206.833 {463}	196.090 {472}	288.158 {117}	288.158 {117}2
Units	ppm	ppm	ppm	ppm	ppm	ppm	ppm	ppm	ppm
Avg	**1.7685**	**.14112**	W **9.6412**	**.22609**	**2.2983**	W **-.01038**	**.00665**	**11.111**	**23.777**
Stddev	.0338	.00461	.2290	.00551	.0324	.00435	.01890	.185	.396
%RSD	1.9101	3.2653	2.3754	2.4365	1.4078	41.936	284.43	1.6667	1.6667
#1	1.7924	.14438	9.8032	.22998	2.3212	-.01345	.02001	11.241	24.057
#2	1.7446	.13786	9.4793	.22219	2.2754	-.00730	-.00672	10.980	23.496
Check ?	Chk Pass	Chk Pass	Chk Warn	Chk Pass	Chk Pass	Chk Warn	Chk Pass	Chk Pass	Chk Pass
High Limit			2.0000			2.0000			
Low Limit			-1.0000			-.01000			

Elem	Sn1899	Sr4077	Th2837	Ti3349	Tl1908	U_3701	V_2924	Zn2062	Zr3391
Line	189.989 {477}	407.771 { 83}	283.730 {119}	334.904 {101}	190.856 {477}	370.152 { 91}	292.402 {115}	206.200 {163}	339.198 { 99}
Units	ppm	ppm	ppm	ppm	ppm	ppm	ppm	ppm	ppm
Avg	**-.00131**	**.27383**	**.07795**	W **11.743**	**-.00433**	F **-.13924**	**.47583**	**.66189**	**.18066**
Stddev	.00290	.00314	.00011	.040	.00248	.07753	.00029	.00345	.00024
%RSD	221.85	1.1456	.14455	.33650	57.219	55.680	.06153	.52175	.13533
#1	-.00336	.27605	.07787	11.715	-.00609	-.08442	.47604	.65945	.18049
#2	.00074	.27161	.07803	11.771	-.00258	-.19405	.47563	.66433	.18084
Check ?	Chk Pass	Chk Pass	Chk Pass	Chk Warn	Chk Pass	Chk Fail	Chk Pass	Chk Pass	Chk Pass
High Limit				10.000		50.000			
Low Limit				-.01000		-.10000			

Int. Std.	Y_2243	Y_3600	Y_3774
Line	224.306 {450}	360.073 { 94}	377.433 { 89}
Units	Cts/S	Cts/S	Cts/S
Avg	**2979.2**	**45099.**	**2584.7**
Stddev	7.3	177.	34.8
%RSD	.24470	.39292	1.3455
#1	2974.1	45225.	2560.1
#2	2984.4	44974.	2609.2

Sample Name: 280-82987-A-10-A Acquired: 5/18/2016 13:53:49 Type: Unk
Method: 6500_025(v6) Mode: CONC Corr. Factor: 1.000000
User: CRHOADES Prep Date: Custom ID2: Custom ID3:
Comment: 324888 SOIL 6010C (Be) Q5

Elem	Ag3280	Al3092	As1890	B_2089	Ba4554	Be3130	Bi2230	Ca3179	Cd2288
Line	328.068 {103}	309.271 {109}	189.042 {478}	208.959 {461}	455.403 { 74}	313.042 {108}	223.061 {451}	317.933 {106}	228.802 {447}
Units	ppm	ppm	ppm	ppm	ppm	ppm	ppm	ppm	ppm
Avg	**-.00064**	**119.62**	**.10642**	**.04081**	**.90886**	**.00484**	**.00385**	**102.54**	**.00183**
Stddev	.00019	.34	.00256	.00134	.00434	.00027	.00392	.39	.00029
%RSD	29.957	.28098	2.4069	3.2821	.47706	5.4883	101.81	.37880	15.684
#1	-.00050	119.86	.10823	.04176	.91193	.00502	.00663	102.81	.00163
#2	-.00077	119.38	.10461	.03987	.90580	.00465	.00108	102.26	.00204
Check ?	Chk Pass	Chk Pass	Chk Pass	Chk Pass	Chk Pass	Chk Pass	Chk Pass	Chk Pass	Chk Pass
High Limit									
Low Limit									

Elem	Co2286	Cr2055	Cu3247	Fe2714	K_7664	Li6707	Mg2790	Mn2576	Mo2020
Line	228.616 {447}	205.560 {464}	324.754 {104}	271.441 {124}	766.490 { 44}	670.784 { 50}	279.079 {121}2	257.610 {131}	202.030 {467}
Units	ppm	ppm	ppm	ppm	ppm	ppm	ppm	ppm	ppm
Avg	**.07284**	**.12192**	**.16756**	**228.73**	**21.101**	**.14452**	**57.556**	**3.8542**	**.00170**
Stddev	.00056	.00038	.00105	1.09	.081	.00391	.270	.0153	.00053
%RSD	.76708	.31090	.62878	.47786	.38292	2.7056	.46970	.39722	31.083
#1	.07245	.12165	.16682	229.51	21.044	.14176	57.364	3.8434	.00207
#2	.07324	.12218	.16831	227.96	21.158	.14729	57.747	3.8650	.00132
Check ?	Chk Pass	Chk Pass	Chk Pass	Chk Pass	Chk Pass	Chk Pass	Chk Pass	Chk Pass	Chk Pass
High Limit									
Low Limit									

Elem	Na5895	Ni2316	P_1782	Pb2203	S_1820	Sb2068	Se1960	Si2881	SiO2
Line	589.592 { 57}	231.604 {446}	178.284 {489}	220.353 {453}	182.034 {485}	206.833 {463}	196.090 {472}	288.158 {117}	288.158 {117}2
Units	ppm	ppm	ppm	ppm	ppm	ppm	ppm	ppm	ppm
Avg	**1.5032**	**.11736**	W **6.3205**	**.14771**	**1.8319**	**-.00058**	**.00474**	**11.382**	**24.358**
Stddev	.0173	.00192	.0514	.00232	.0022	.00381	.00817	.072	.154
%RSD	1.1535	1.6358	.81346	1.5674	.12157	662.75	172.11	.63370	.63370
#1	1.5155	.11601	6.2841	.14935	1.8304	.00212	-.00103	11.433	24.467
#2	1.4909	.11872	6.3568	.14607	1.8335	-.00327	.01052	11.331	24.249
Check ?	Chk Pass	Chk Pass	Chk Warn	Chk Pass	Chk Pass	Chk Pass	Chk Pass	Chk Pass	Chk Pass
High Limit			2.0000						
Low Limit			-1.0000						

Elem	Sn1899	Sr4077	Th2837	Ti3349	Tl1908	U_3701	V_2924	Zn2062	Zr3391
Line	189.989 {477}	407.771 { 83}	283.730 {119}	334.904 {101}	190.856 {477}	370.152 { 91}	292.402 {115}	206.200 {163}	339.198 { 99}
Units	ppm	ppm	ppm	ppm	ppm	ppm	ppm	ppm	ppm
Avg	**.00195**	**.32176**	**.06357**	**7.6122**	**-.00091**	W **-.07029**	**.30884**	**.51867**	**.15314**
Stddev	.00240	.00047	.00365	.0235	.00499	.01420	.00127	.00222	.00012
%RSD	123.13	.14540	5.7451	.30913	548.42	20.206	.41079	.42730	.07721
#1	.00025	.32209	.06098	7.5956	.00262	-.08033	.30795	.51710	.15323
#2	.00365	.32143	.06615	7.6289	-.00444	-.06024	.30974	.52023	.15306
Check ?	Chk Pass	Chk Pass	Chk Pass	Chk Pass	Chk Pass	Chk Warn	Chk Pass	Chk Pass	Chk Pass
High Limit						45.000			
Low Limit						-.05000			

Int. Std.	Y_2243	Y_3600	Y_3774
Line	224.306 {450}	360.073 { 94}	377.433 { 89}
Units	Cts/S	Cts/S	Cts/S
Avg	**2943.7**	**44489.**	**2566.1**
Stddev	1.6	141.	.2
%RSD	.05300	.31802	.00901
#1	2944.8	44589.	2566.3
#2	2942.6	44389.	2566.0

Sample Name: 280-82987-B-11-G Acquired: 5/18/2016 13:56:22 Type: Unk
Method: 6500_025(v6) Mode: CONC Corr. Factor: 1.000000
User: CRHOADES Prep Date: Custom ID2: Custom ID3:
Comment: 324888 SOIL 6010C (Be) Q5

Elem	Ag3280	Al3092	As1890	B_2089	Ba4554	Be3130	Bi2230	Ca3179	Cd2288
Line	328.068 {103}	309.271 {109}	189.042 {478}	208.959 {461}	455.403 { 74}	313.042 {108}	223.061 {451}	317.933 {106}	228.802 {447}
Units	ppm	ppm	ppm	ppm	ppm	ppm	ppm	ppm	ppm
Avg	**-.00120**	**153.54**	**.10507**	**.02994**	**1.1622**	**.00584**	**.00654**	**66.672**	**.00357**
Stddev	.00050	.43	.00730	.00081	.0025	.00039	.00260	.247	.00017
%RSD	41.307	.28183	6.9470	2.7121	.21590	6.7561	39.695	.36992	4.8015
#1	-.00085	153.85	.09991	.02937	1.1640	.00612	.00471	66.847	.00369
#2	-.00156	153.24	.11023	.03052	1.1604	.00556	.00838	66.498	.00345
Check ?	Chk Pass	Chk Pass	Chk Pass	Chk Pass	Chk Pass	Chk Pass	Chk Pass	Chk Pass	Chk Pass
High Limit									
Low Limit									

Elem	Co2286	Cr2055	Cu3247	Fe2714	K_7664	Li6707	Mg2790	Mn2576	Mo2020
Line	228.616 {447}	205.560 {464}	324.754 {104}	271.441 {124}	766.490 { 44}	670.784 { 50}	279.079 {121}2	257.610 {131}	202.030 {467}
Units	ppm	ppm	ppm	ppm	ppm	ppm	ppm	ppm	ppm
Avg	**.08066**	**.15164**	**.18546**	**285.94**	**24.082**	**.17883**	**73.713**	**4.4010**	**.00209**
Stddev	.00094	.00218	.00052	.50	.138	.00022	.191	.0718	.00036
%RSD	1.1613	1.4378	.28263	.17628	.57128	.12502	.25864	1.6312	17.087
#1	.08000	.15010	.18583	286.29	23.984	.17867	73.578	4.3502	.00235
#2	.08132	.15318	.18509	285.58	24.179	.17898	73.848	4.4518	.00184
Check ?	Chk Pass	Chk Pass	Chk Pass	Chk Pass	Chk Pass	Chk Pass	Chk Pass	Chk Pass	Chk Pass
High Limit									
Low Limit									

Elem	Na5895	Ni2316	P_1782	Pb2203	S_1820	Sb2068	Se1960	Si2881	SiO2
Line	589.592 { 57}	231.604 {446}	178.284 {489}	220.353 {453}	182.034 {485}	206.833 {463}	196.090 {472}	288.158 {117}	288.158 {117}2
Units	ppm	ppm	ppm	ppm	ppm	ppm	ppm	ppm	ppm
Avg	**1.6936**	**.13573**	W **8.9624**	**.17947**	**1.6759**	**-.00182**	**.00611**	**14.115**	**30.206**
Stddev	.0278	.00245	.1113	.00473	.0207	.00086	.00622	.140	.299
%RSD	1.6419	1.8069	1.2423	2.6349	1.2320	47.075	101.74	.98989	.98989
#1	1.7133	.13400	8.8837	.17613	1.6613	-.00122	.01051	14.214	30.418
#2	1.6740	.13746	9.0412	.18281	1.6905	-.00243	.00172	14.016	29.995
Check ?	Chk Pass	Chk Pass	Chk Warn	Chk Pass	Chk Pass	Chk Pass	Chk Pass	Chk Pass	Chk Pass
High Limit			2.0000						
Low Limit			-1.0000						

Elem	Sn1899	Sr4077	Th2837	Ti3349	Tl1908	U_3701	V_2924	Zn2062	Zr3391
Line	189.989 {477}	407.771 { 83}	283.730 {119}	334.904 {101}	190.856 {477}	370.152 { 91}	292.402 {115}	206.200 {163}	339.198 { 99}
Units	ppm	ppm	ppm	ppm	ppm	ppm	ppm	ppm	ppm
Avg	**-.00197**	**.29024**	**.08232**	**9.9320**	**-.00135**	F **-.14381**	**.39115**	**.63833**	**.19893**
Stddev	.00032	.00079	.00214	.0086	.00106	.01060	.00070	.00231	.00016
%RSD	16.462	.27156	2.5944	.08642	78.240	7.3700	.17846	.36125	.08087
#1	-.00220	.29080	.08081	9.9259	-.00210	-.13632	.39066	.63670	.19905
#2	-.00174	.28969	.08383	9.9381	-.00061	-.15131	.39165	.63996	.19882
Check ?	Chk Pass	Chk Pass	Chk Pass	Chk Pass	Chk Pass	Chk Fail	Chk Pass	Chk Pass	Chk Pass
High Limit						50.000			
Low Limit						-.10000			

Int. Std.	Y_2243	Y_3600	Y_3774
Line	224.306 {450}	360.073 { 94}	377.433 { 89}
Units	Cts/S	Cts/S	Cts/S
Avg	**2954.7**	**44958.**	**2506.1**
Stddev	4.4	325.	4.4
%RSD	.14832	.72199	.17375
#1	2957.8	45187.	2503.1
#2	2951.6	44728.	2509.2

Sample Name: 82987-B-11-G SD@5 Acquired: 5/18/2016 13:58:59 Type: Unk
Method: 6500_025(v6) Mode: CONC Corr. Factor: 1.000000
User: CRHOADES Prep Date: Custom ID2: Custom ID3:
Comment: 324888 SOIL 6010C (Be) Q5

Elem	Ag3280	Al3092	As1890	B_2089	Ba4554	Be3130	Bi2230	Ca3179	Cd2288
Line	328.068 {103}	309.271 {109}	189.042 {478}	208.959 {461}	455.403 { 74}	313.042 {108}	223.061 {451}	317.933 {106}	228.802 {447}
Units	ppm	ppm	ppm	ppm	ppm	ppm	ppm	ppm	ppm
Avg	**-.00072**	**33.591**	**.01883**	**.00964**	**.25186**	**.00157**	**-.00033**	**14.850**	**.00074**
Stddev	.00100	.753	.00378	.00023	.00537	.00029	.00403	.232	.00010
%RSD	139.29	2.2403	20.055	2.3407	2.1330	18.323	1235.4	1.5606	14.056
#1	-.00142	33.059	.02149	.00948	.24806	.00137	-.00318	14.686	.00081
#2	-.00001	34.123	.01616	.00980	.25566	.00177	.00253	15.014	.00066
Check ?	Chk Pass	Chk Pass	Chk Pass	Chk Pass	Chk Pass	Chk Pass	Chk Pass	Chk Pass	Chk Pass
High Limit									
Low Limit									

Elem	Co2286	Cr2055	Cu3247	Fe2714	K_7664	Li6707	Mg2790	Mn2576	Mo2020
Line	228.616 {447}	205.560 {464}	324.754 {104}	271.441 {124}	766.490 { 44}	670.784 { 50}	279.079 {121}2	257.610 {131}	202.030 {467}
Units	ppm	ppm	ppm	ppm	ppm	ppm	ppm	ppm	ppm
Avg	**.01813**	**.03284**	**.03932**	**62.927**	**5.2557**	**.03997**	**15.894**	**.95448**	**-.00014**
Stddev	.00008	.00007	.00076	.500	.1465	.00173	.006	.00135	.00013
%RSD	.45862	.22260	1.9440	.79533	2.7882	4.3172	.03572	.14193	96.023
#1	.01819	.03289	.03878	62.573	5.1521	.04119	15.890	.95353	-.00004
#2	.01807	.03278	.03986	63.281	5.3593	.03875	15.898	.95544	-.00023
Check ?	Chk Pass	Chk Pass	Chk Pass	Chk Pass	Chk Pass	Chk Pass	Chk Pass	Chk Pass	Chk Pass
High Limit									
Low Limit									

Elem	Na5895	Ni2316	P_1782	Pb2203	S_1820	Sb2068	Se1960	Si2881	SiO2
Line	589.592 { 57}	231.604 {446}	178.284 {489}	220.353 {453}	182.034 {485}	206.833 {463}	196.090 {472}	288.158 {117}	288.158 {117}2
Units	ppm	ppm	ppm	ppm	ppm	ppm	ppm	ppm	ppm
Avg	**.33469**	**.03008**	**1.9356**	**.04032**	**.34808**	**.00012**	**.00483**	**3.0557**	**6.5393**
Stddev	.00892	.00076	.0125	.00137	.00226	.00068	.00766	.0070	.0149
%RSD	2.6653	2.5181	.64555	3.4078	.64937	588.10	158.40	.22788	.22788
#1	.34100	.03061	1.9445	.03935	.34968	.00060	-.00058	3.0508	6.5287
#2	.32838	.02954	1.9268	.04129	.34648	-.00037	.01025	3.0607	6.5498
Check ?	Chk Pass	Chk Pass	Chk Pass	Chk Pass	Chk Pass	Chk Pass	Chk Pass	Chk Pass	Chk Pass
High Limit									
Low Limit									

Elem	Sn1899	Sr4077	Th2837	Ti3349	Tl1908	U_3701	V_2924	Zn2062	Zr3391
Line	189.989 {477}	407.771 { 83}	283.730 {119}	334.904 {101}	190.856 {477}	370.152 { 91}	292.402 {115}	206.200 {163}	339.198 { 99}
Units	ppm	ppm	ppm	ppm	ppm	ppm	ppm	ppm	ppm
Avg	**-.00042**	**.06429**	**.01867**	**2.1016**	**-.00420**	**-.02609**	**.08535**	**.14351**	**.04122**
Stddev	.00101	.00035	.00071	.0025	.00070	.00217	.00127	.00058	.00109
%RSD	238.76	.54243	3.7876	.11984	16.755	8.3290	1.4936	.40641	2.6450
#1	-.00113	.06404	.01817	2.1034	-.00370	-.02763	.08625	.14310	.04044
#2	.00029	.06454	.01917	2.0998	-.00470	-.02456	.08445	.14392	.04199
Check ?	Chk Pass	Chk Pass	Chk Pass	Chk Pass	Chk Pass	Chk Pass	Chk Pass	Chk Pass	Chk Pass
High Limit									
Low Limit									

Int. Std.	Y_2243	Y_3600	Y_3774
Line	224.306 {450}	360.073 { 94}	377.433 { 89}
Units	Cts/S	Cts/S	Cts/S
Avg	**2761.1**	**42201.**	**2279.4**
Stddev	6.4	112.	47.7
%RSD	.23294	.26565	2.0911
#1	2765.6	42280.	2313.1
#2	2756.5	42122.	2245.7

Sample Name: 280-82987-B-11-H MS Acquired: 5/18/2016 14:01:37 Type: Unk
Method: 6500_025(v6) Mode: CONC Corr. Factor: 1.000000
User: CRHOADES Prep Date: Custom ID2: Custom ID3:
Comment: 324888 SOIL 6010C (Be) Q5

Elem	Ag3280	Al3092	As1890	B_2089	Ba4554	Be3130	Bi2230	Ca3179	Cd2288
Line	328.068 {103}	309.271 {109}	189.042 {478}	208.959 {461}	455.403 { 74}	313.042 {108}	223.061 {451}	317.933 {106}	228.802 {447}
Units	ppm	ppm	ppm	ppm	ppm	ppm	ppm	ppm	ppm
Avg	**.04503**	**139.67**	**1.0267**	**.89015**	**2.7852**	**.04745**	F **1.9015**	**97.346**	**.09055**
Stddev	.00001	.14	.0014	.00042	.0037	.00010	.0122	.115	.00080
%RSD	.02935	.10358	.13731	.04734	.13152	.21777	.64128	.11850	.88133
#1	.04502	139.57	1.0257	.89045	2.7826	.04738	1.9101	97.265	.09112
#2	.04504	139.77	1.0277	.88985	2.7878	.04753	1.8929	97.428	.08999
Check ?	Chk Pass	Chk Pass	Chk Pass	Chk Pass	Chk Pass	Chk Pass	Chk Fail	Chk Pass	Chk Pass
High Limit							.10000		
Low Limit							-.10000		

Elem	Co2286	Cr2055	Cu3247	Fe2714	K_7664	Li6707	Mg2790	Mn2576	Mo2020
Line	228.616 {447}	205.560 {464}	324.754 {104}	271.441 {124}	766.490 { 44}	670.784 { 50}	279.079 {121}2	257.610 {131}	202.030 {467}
Units	ppm	ppm	ppm	ppm	ppm	ppm	ppm	ppm	ppm
Avg	**.49308**	**.29689**	**.39181**	**220.37**	**68.575**	**1.0112**	**101.43**	**4.1045**	**.89995**
Stddev	.00131	.00177	.00007	.15	.268	.0007	.46	.0377	.00635
%RSD	.26491	.59768	.01700	.06973	.39105	.06596	.44890	.91719	.70600
#1	.49401	.29815	.39176	220.26	68.386	1.0108	101.75	4.1312	.90445
#2	.49216	.29564	.39186	220.48	68.765	1.0117	101.11	4.0779	.89546
Check ?	Chk Pass	Chk Pass	Chk Pass	Chk Pass	Chk Pass	Chk Pass	Chk Pass	Chk Pass	Chk Pass
High Limit									
Low Limit									

Elem	Na8183	Ni2316	P_1782	Pb2203	S_1820	Sb2068	Se1960	Si2881	SiO2
Line	818.326 { 41}	231.604 {446}	178.284 {489}	220.353 {453}	182.034 {485}	206.833 {463}	196.090 {472}	288.158 {117}	288.158 {117}2
Units	ppm	ppm	ppm	ppm	ppm	ppm	ppm	ppm	ppm
Avg	**49.811**	**.53516**	W **14.863**	**.58634**	**3.5569**	**.25915**	**1.8952**	**15.422**	**33.003**
Stddev	.204	.00129	.063	.00003	.0289	.00655	.0257	.024	.052
%RSD	.40928	.24158	.42176	.00573	.81372	2.5267	1.3563	.15666	.15666
#1	49.956	.53607	14.907	.58636	3.5774	.26378	1.9134	15.439	33.039
#2	49.667	.53424	14.819	.58632	3.5365	.25452	1.8770	15.405	32.966
Check ?	Chk Pass	Chk Pass	Chk Warn	Chk Pass	Chk Pass	Chk Pass	Chk Pass	Chk Pass	Chk Pass
High Limit			2.0000						
Low Limit			-1.0000						

Elem	Sn1899	Sr4077	Th2837	Ti3349	Tl1908	U_3701	V_2924	Zn2062	Zr3391
Line	189.989 {477}	407.771 { 83}	283.730 {119}	334.904 {101}	190.856 {477}	370.152 { 91}	292.402 {115}	206.200 {163}	339.198 { 99}
Units	ppm	ppm	ppm	ppm	ppm	ppm	ppm	ppm	ppm
Avg	**1.7029**	**1.1391**	**.92436**	**8.4665**	**1.5894**	**1.7563**	**.74394**	**.90568**	**.62789**
Stddev	.0315	.0043	.00402	.0220	.0732	.0367	.00030	.00523	.00621
%RSD	1.8508	.37740	.43469	.26011	4.6034	2.0898	.04002	.57798	.98908
#1	1.7252	1.1361	.92152	8.4821	1.6411	1.7822	.74415	.90938	.62350
#2	1.6806	1.1421	.92720	8.4510	1.5377	1.7303	.74373	.90197	.63228
Check ?	Chk Pass	Chk Pass	Chk Pass	Chk Pass	Chk Pass	Chk Pass	Chk Pass	Chk Pass	Chk Pass
High Limit									
Low Limit									

Int. Std.	Y_2243	Y_3600	Y_3774
Line	224.306 {450}	360.073 { 94}	377.433 { 89}
Units	Cts/S	Cts/S	Cts/S
Avg	**2924.8**	**44148.**	**2406.1**
Stddev	21.9	990.	11.8
%RSD	.74717	2.2423	.48952
#1	2940.2	43448.	2414.4
#2	2909.3	44848.	2397.7

Sample Name: 280-82987-B-11-I MSD Acquired: 5/18/2016 14:04:06 Type: Unk
Method: 6500_025(v6) Mode: CONC Corr. Factor: 1.000000
User: CRHOADES Prep Date: Custom ID2: Custom ID3:
Comment: 324888 SOIL 6010C (Be) Q5

Elem	Ag3280	Al3092	As1890	B_2089	Ba4554	Be3130	Bi2230	Ca3179	Cd2288
Line	328.068 {103}	309.271 {109}	189.042 {478}	208.959 {461}	455.403 { 74}	313.042 {108}	223.061 {451}	317.933 {106}	228.802 {447}
Units	ppm	ppm	ppm	ppm	ppm	ppm	ppm	ppm	ppm
Avg	**.04485**	**162.21**	**1.0157**	**.88164**	**2.8687**	**.04650**	F **1.8676**	**108.93**	**.08983**
Stddev	.00130	.58	.0131	.00550	.0016	.00002	.0012	.07	.00018
%RSD	2.8963	.35882	1.2894	.62337	.05476	.04471	.06662	.06457	.20412
#1	.04393	162.62	1.0064	.87776	2.8698	.04652	1.8667	108.98	.08970
#2	.04577	161.80	1.0250	.88553	2.8676	.04649	1.8685	108.88	.08996
Check ?	Chk Pass	Chk Pass	Chk Pass	Chk Pass	Chk Pass	Chk Pass	Chk Fail	Chk Pass	Chk Pass
High Limit							.10000		
Low Limit							-.10000		

Elem	Co2286	Cr2055	Cu3247	Fe2714	K_7664	Li6707	Mg2790	Mn2576	Mo2020
Line	228.616 {447}	205.560 {464}	324.754 {104}	271.441 {124}	766.490 { 44}	670.784 { 50}	279.079 {121}2	257.610 {131}	202.030 {467}
Units	ppm	ppm	ppm	ppm	ppm	ppm	ppm	ppm	ppm
Avg	**.49469**	**.30976**	**.42097**	**268.86**	**68.859**	**1.0133**	**111.19**	**4.5860**	**.87323**
Stddev	.00227	.00137	.00022	.41	.004	.0003	.51	.0321	.00044
%RSD	.45926	.44279	.05294	.15105	.00579	.03031	.46194	.70074	.04989
#1	.49308	.30879	.42112	268.57	68.861	1.0136	111.55	4.6087	.87354
#2	.49630	.31073	.42081	269.15	68.856	1.0131	110.82	4.5632	.87292
Check ?	Chk Pass	Chk Pass	Chk Pass	Chk Pass	Chk Pass	Chk Pass	Chk Pass	Chk Pass	Chk Pass
High Limit									
Low Limit									

Elem	Na8183	Ni2316	P_1782	Pb2203	S_1820	Sb2068	Se1960	Si2881	SiO2
Line	818.326 { 41}	231.604 {446}	178.284 {489}	220.353 {453}	182.034 {485}	206.833 {463}	196.090 {472}	288.158 {117}	288.158 {117}2
Units	ppm	ppm	ppm	ppm	ppm	ppm	ppm	ppm	ppm
Avg	**50.104**	**.54411**	W **17.222**	**.60310**	**3.9207**	**.21663**	**1.8688**	**15.373**	**32.898**
Stddev	.209	.00034	.152	.00083	.0016	.00420	.0199	.058	.125
%RSD	.41632	.06250	.88260	.13739	.04119	1.9409	1.0630	.37995	.37995
#1	50.251	.54387	17.329	.60252	3.9219	.21960	1.8828	15.331	32.809
#2	49.956	.54435	17.114	.60369	3.9196	.21365	1.8547	15.414	32.986
Check ?	Chk Pass	Chk Pass	Chk Warn	Chk Pass	Chk Pass	Chk Pass	Chk Pass	Chk Pass	Chk Pass
High Limit			2.0000						
Low Limit			-1.0000						

Elem	Sn1899	Sr4077	Th2837	Ti3349	Tl1908	U_3701	V_2924	Zn2062	Zr3391
Line	189.989 {477}	407.771 { 83}	283.730 {119}	334.904 {101}	190.856 {477}	370.152 { 91}	292.402 {115}	206.200 {163}	339.198 { 99}
Units	ppm	ppm	ppm	ppm	ppm	ppm	ppm	ppm	ppm
Avg	**1.6612**	**1.1649**	**.90978**	W **11.109**	**1.5578**	**1.7354**	**.82284**	**1.0107**	**.64618**
Stddev	.0280	.0003	.00699	.065	.0664	.0033	.00127	.0093	.00626
%RSD	1.6882	.02698	.76811	.58092	4.2603	.18811	.15462	.92116	.96835
#1	1.6811	1.1646	.91472	11.155	1.6047	1.7377	.82373	1.0173	.64176
#2	1.6414	1.1651	.90484	11.063	1.5109	1.7331	.82194	1.0041	.65061
Check ?	Chk Pass	Chk Pass	Chk Pass	Chk Warn	Chk Pass	Chk Pass	Chk Pass	Chk Pass	Chk Pass
High Limit				10.000					
Low Limit				-.01000					

Int. Std.	Y_2243	Y_3600	Y_3774
Line	224.306 {450}	360.073 { 94}	377.433 { 89}
Units	Cts/S	Cts/S	Cts/S
Avg	**3042.2**	**45900.**	**2591.5**
Stddev	4.6	665.	7.7
%RSD	.15085	1.4478	.29523
#1	3045.4	45431.	2586.1
#2	3038.9	46370.	2596.9

Sample Name: 280-82987-B-11-G PDS Acquired: 5/18/2016 14:06:37 Type: Unk
Method: 6500_025(v6) Mode: CONC Corr. Factor: 1.000000
User: CRHOADES Prep Date: Custom ID2: Custom ID3:
Comment: 324888 SOIL 6010C (Be) Q5

Elem	Ag3280	Al3092	As1890	B_2089	Ba4554	Be3130	Bi2230	Ca3179	Cd2288
Line	328.068 {103}	309.271 {109}	189.042 {478}	208.959 {461}	455.403 { 74}	313.042 {108}	223.061 {451}	317.933 {106}	228.802 {447}
Units	ppm	ppm	ppm	ppm	ppm	ppm	ppm	ppm	ppm
Avg	**.04706**	**151.13**	**.29465**	**.12281**	**1.2334**	**.04828**	**.00828**	**82.553**	**.05121**
Stddev	.00055	.14	.00472	.00002	.0046	.00021	.00189	.320	.00010
%RSD	1.1710	.09256	1.6027	.01566	.37198	.44505	22.795	.38787	.20389
#1	.04667	151.23	.29131	.12280	1.2366	.04844	.00961	82.780	.05114
#2	.04745	151.03	.29799	.12282	1.2302	.04813	.00694	82.327	.05129
Check ?	Chk Pass	Chk Pass	Chk Pass	Chk Pass	Chk Pass	Chk Pass	Chk Pass	Chk Pass	Chk Pass
High Limit									
Low Limit									

Elem	Co2286	Cr2055	Cu3247	Fe2714	K_7664	Li6707	Mg2790	Mn2576	Mo2020
Line	228.616 {447}	205.560 {464}	324.754 {104}	271.441 {124}	766.490 { 44}	670.784 { 50}	279.079 {121}2	257.610 {131}	202.030 {467}
Units	ppm	ppm	ppm	ppm	ppm	ppm	ppm	ppm	ppm
Avg	**.12299**	**.19356**	**.23189**	**280.02**	**41.088**	**.26730**	**90.333**	**4.3035**	**.05465**
Stddev	.00040	.00037	.00095	1.10	.016	.00264	.124	.0081	.00053
%RSD	.32506	.19313	.40976	.39322	.03828	.98907	.13701	.18733	.96508
#1	.12271	.19329	.23256	279.24	41.076	.26917	90.420	4.3092	.05427
#2	.12327	.19382	.23122	280.80	41.099	.26543	90.245	4.2978	.05502
Check ?	Chk Pass	Chk Pass	Chk Pass	Chk Pass	Chk Pass	Chk Pass	Chk Pass	Chk Pass	Chk Pass
High Limit									
Low Limit									

Elem	Na8183	Ni2316	P_1782	Pb2203	S_1820	Sb2068	Se1960	Si2881	SiO2
Line	818.326 { 41}	231.604 {446}	178.284 {489}	220.353 {453}	182.034 {485}	206.833 {463}	196.090 {472}	288.158 {117}	288.158 {117}2
Units	ppm	ppm	ppm	ppm	ppm	ppm	ppm	ppm	ppm
Avg	**23.077**	**.17878**	W **10.843**	**.26957**	**1.7016**	**.09042**	**.20249**	**18.143**	**38.825**
Stddev	.137	.00064	.083	.00279	.0060	.00224	.00830	.163	.349
%RSD	.59421	.35565	.76121	1.0337	.35004	2.4741	4.1004	.89890	.89890
#1	22.980	.17923	10.784	.26760	1.6974	.08884	.19662	18.027	38.578
#2	23.174	.17833	10.901	.27154	1.7058	.09200	.20836	18.258	39.072
Check ?	Chk Pass	Chk Pass	Chk Warn	Chk Pass	Chk Pass	Chk Pass	Chk Pass	Chk Pass	Chk Pass
High Limit			2.0000						
Low Limit			-1.0000						

Elem	Sn1899	Sr4077	Th2837	Ti3349	Tl1908	U_3701	V_2924	Zn2062	Zr3391
Line	189.989 {477}	407.771 { 83}	283.730 {119}	334.904 {101}	190.856 {477}	370.152 { 91}	292.402 {115}	206.200 {163}	339.198 { 99}
Units	ppm	ppm	ppm	ppm	ppm	ppm	ppm	ppm	ppm
Avg	**.09041**	**.32892**	**.26131**	**9.7709**	**.19468**	**.32625**	**.42710**	**.79300**	**.24061**
Stddev	.00284	.00136	.00147	.0001	.00551	.05871	.00159	.00162	.00034
%RSD	3.1413	.41266	.56241	.00096	2.8284	17.995	.37214	.20465	.13982
#1	.08840	.32988	.26235	9.7709	.19079	.28474	.42822	.79415	.24038
#2	.09242	.32796	.26027	9.7708	.19857	.36777	.42597	.79185	.24085
Check ?	Chk Pass	Chk Pass	Chk Pass	Chk Pass	Chk Pass	Chk Pass	Chk Pass	Chk Pass	Chk Pass
High Limit									
Low Limit									

Int. Std.	Y_2243	Y_3600	Y_3774
Line	224.306 {450}	360.073 { 94}	377.433 { 89}
Units	Cts/S	Cts/S	Cts/S
Avg	**2968.1**	**45323.**	**2615.4**
Stddev	8.0	423.	19.6
%RSD	.27008	.93220	.75094
#1	2962.4	45621.	2629.3
#2	2973.7	45024.	2601.5

Sample Name: 280-82987-A-12-A Acquired: 5/18/2016 14:09:12 Type: Unk
Method: 6500_025(v6) Mode: CONC Corr. Factor: 1.000000
User: CRHOADES Prep Date: Custom ID2: Custom ID3:
Comment: 324888 SOIL 6010C (Be) Q5

Elem	Ag3280	Al3092	As1890	B_2089	Ba4554	Be3130	Bi2230	Ca3179	Cd2288
Line	328.068 {103}	309.271 {109}	189.042 {478}	208.959 {461}	455.403 { 74}	313.042 {108}	223.061 {451}	317.933 {106}	228.802 {447}
Units	ppm	ppm	ppm	ppm	ppm	ppm	ppm	ppm	ppm
Avg	**-.00082**	**112.62**	**.08492**	**.01582**	**.83731**	**.00442**	**.00538**	**46.599**	**.00238**
Stddev	.00085	.06	.00496	.00105	.00002	.00013	.00309	.061	.00028
%RSD	103.96	.05686	5.8422	6.6549	.00295	2.9641	57.365	.13008	11.589
#1	-.00022	112.58	.08843	.01656	.83733	.00433	.00320	46.556	.00257
#2	-.00142	112.67	.08141	.01507	.83730	.00451	.00757	46.642	.00218
Check ?	Chk Pass	Chk Pass	Chk Pass	Chk Pass	Chk Pass	Chk Pass	Chk Pass	Chk Pass	Chk Pass
High Limit									
Low Limit									

Elem	Co2286	Cr2055	Cu3247	Fe2714	K_7664	Li6707	Mg2790	Mn2576	Mo2020
Line	228.616 {447}	205.560 {464}	324.754 {104}	271.441 {124}	766.490 { 44}	670.784 { 50}	279.079 {121}2	257.610 {131}	202.030 {467}
Units	ppm	ppm	ppm	ppm	ppm	ppm	ppm	ppm	ppm
Avg	**.07034**	**.12848**	**.14928**	**231.39**	**23.120**	**.14364**	**60.749**	**3.8661**	**.00286**
Stddev	.00057	.00055	.00162	.30	.064	.00103	.143	.0077	.00014
%RSD	.80839	.42999	1.0870	.13113	.27777	.71440	.23579	.19966	4.7591
#1	.07074	.12887	.14813	231.17	23.074	.14292	60.648	3.8606	.00276
#2	.06993	.12808	.15043	231.60	23.165	.14437	60.851	3.8715	.00296
Check ?	Chk Pass	Chk Pass	Chk Pass	Chk Pass	Chk Pass	Chk Pass	Chk Pass	Chk Pass	Chk Pass
High Limit									
Low Limit									

Elem	Na5895	Ni2316	P_1782	Pb2203	S_1820	Sb2068	Se1960	Si2881	SiO2
Line	589.592 { 57}	231.604 {446}	178.284 {489}	220.353 {453}	182.034 {485}	206.833 {463}	196.090 {472}	288.158 {117}	288.158 {117}2
Units	ppm	ppm	ppm	ppm	ppm	ppm	ppm	ppm	ppm
Avg	**1.2758**	**.11182**	W **7.4326**	**.11730**	**.88002**	**-.00274**	**.00172**	**11.031**	**23.606**
Stddev	.0016	.00102	.0102	.00441	.01074	.00425	.00355	.066	.142
%RSD	.12846	.91072	.13774	3.7617	1.2209	155.09	206.18	.60083	.60083
#1	1.2770	.11254	7.4399	.12042	.88762	-.00575	.00424	10.984	23.505
#2	1.2746	.11110	7.4254	.11418	.87242	.00027	-.00079	11.078	23.706
Check ?	Chk Pass	Chk Pass	Chk Warn	Chk Pass	Chk Pass	Chk Pass	Chk Pass	Chk Pass	Chk Pass
High Limit			2.0000						
Low Limit			-1.0000						

Elem	Sn1899	Sr4077	Th2837	Ti3349	Tl1908	U_3701	V_2924	Zn2062	Zr3391
Line	189.989 {477}	407.771 { 83}	283.730 {119}	334.904 {101}	190.856 {477}	370.152 { 91}	292.402 {115}	206.200 {163}	339.198 { 99}
Units	ppm	ppm	ppm	ppm	ppm	ppm	ppm	ppm	ppm
Avg	**-.00143**	**.17689**	**.06642**	**7.7690**	**.00429**	F **-.12299**	**.32168**	**.49400**	**.13120**
Stddev	.00205	.00078	.00221	.0122	.00308	.00898	.00003	.00080	.00195
%RSD	143.24	.43861	3.3282	.15747	71.788	7.3001	.00780	.16099	1.4827
#1	.00002	.17744	.06798	7.7603	.00211	-.12934	.32170	.49343	.12982
#2	-.00289	.17635	.06486	7.7776	.00646	-.11664	.32166	.49456	.13257
Check ?	Chk Pass	Chk Pass	Chk Pass	Chk Pass	Chk Pass	Chk Fail	Chk Pass	Chk Pass	Chk Pass
High Limit						50.000			
Low Limit						-.10000			

Int. Std.	Y_2243	Y_3600	Y_3774
Line	224.306 {450}	360.073 { 94}	377.433 { 89}
Units	Cts/S	Cts/S	Cts/S
Avg	**2979.8**	**45468.**	**2567.6**
Stddev	6.5	354.	45.8
%RSD	.21766	.77915	1.7840
#1	2984.4	45718.	2600.0
#2	2975.2	45217.	2535.2

Sample Name: CCVH-3894253 Acquired: 5/18/2016 14:11:45 Type: QC
Method: 6500_025(v6) Mode: CONC Corr. Factor: 1.000000
User: CRHOADES Prep Date: Custom ID2: Custom ID3:
Comment:

Elem	Ag3280	Al3092	As1890	B_2089	Ba4554	Be3130	Bi2230	Ca3179	Cd2288	Co2286	Cr2055
Units	ppm	ppm	ppm	ppm	ppm	ppm	ppm	ppm	ppm	ppm	ppm
Avg	**-.00106**	**51.862**	**-.00575**	**.00628**	**-.00050**	**.00020**	W **1.0633**	**-.00941**	**-.00044**	**-.00081**	**.00027**
Stddev	.00023	1.075	.00782	.00035	.00023	.00002	.0066	.01279	.00008	.00030	.00017
%RSD	21.862	2.0736	135.91	5.6399	45.929	9.9589	.61633	135.87	17.935	36.533	62.694
#1	-.00122	52.622	-.01128	.00603	-.00066	.00021	1.0586	-.00037	-.00049	-.00102	.00015
#2	-.00089	51.101	-.00022	.00653	-.00034	.00019	1.0679	-.01846	-.00038	-.00060	.00038
Check ?	None	Chk Pass	None	None	None	None	Chk Warn	None	None	None	None
Value							1.0000				
Range							5.0000%				

Elem	Cu3247	Fe2714	K_7664	Li6707	Mg2790	Mn2576	Mo2020	Na8183	Ni2316	P_1782	Pb2203
Units	ppm	ppm	ppm	ppm	ppm	ppm	ppm	ppm	ppm	ppm	ppm
Avg	**.00173**	**50.014**	**.15428**	**.00383**	**.02151**	**.00024**	**-.00072**	**258.53**	**.00119**	**.00639**	**-.00155**
Stddev	.00110	.092	.07367	.00202	.00152	.00002	.00014	.27	.00013	.00014	.00147
%RSD	63.812	.18328	47.749	52.768	7.0480	8.4856	19.588	.10551	11.036	2.2663	94.450
#1	.00095	49.949	.10219	.00526	.02258	.00025	-.00082	258.73	.00128	.00649	-.00259
#2	.00251	50.079	.20637	.00240	.02043	.00022	-.00062	258.34	.00110	.00628	-.00052
Check ?	None	Chk Pass	None	None	None	None	None	Chk Pass	None	None	None
Value											
Range											

Elem	S_1820	Sb2068	Se1960	Si2881	SiO2	Sn1899	Sr4077	Th2837	Ti3349	Tl1908	U_3701
Units	ppm	ppm	ppm	ppm	ppm	ppm	ppm	ppm	ppm	ppm	ppm
Avg	**5.2171**	**-.00836**	**.00968**	**.00473**	**.01012**	**.00032**	**.00061**	**4.8374**	**.00482**	**.00200**	W **10.576**
Stddev	.1334	.00222	.00502	.00580	.01241	.00077	.00008	.0157	.00011	.00191	.063
%RSD	2.5562	26.604	51.852	122.67	122.67	238.80	12.740	.32433	2.2493	95.644	.59484
#1	5.1228	-.00993	.01323	.00883	.01889	.00087	.00066	4.8485	.00490	.00065	10.620
#2	5.3114	-.00679	.00613	.00063	.00134	-.00022	.00055	4.8263	.00475	.00335	10.531
Check ?	Chk Pass	None	None	None	None	None	None	Chk Pass	None	None	Chk Warn
Value											10.000
Range											5.0000%

Elem	V_2924	Zn2062	Zr3391
Units	ppm	ppm	ppm
Avg	**.00898**	**-.00015**	**.05982**
Stddev	.00097	.00071	.00187
%RSD	10.759	475.78	3.1283
#1	.00966	.00035	.05849
#2	.00829	-.00065	.06114
Check ?	None	None	None
Value			
Range			

Int. Std.	Y_2243	Y_3600	Y_3774
Units	Cts/S	Cts/S	Cts/S
Avg	**2715.8**	**40735.**	**2205.0**
Stddev	36.6	11.	31.2
%RSD	1.3491	.02733	1.4157
#1	2741.7	40727.	2182.9
#2	2689.9	40743.	2227.1

Sample Name: CCV-3894251 Acquired: 5/18/2016 14:14:22 Type: QC
Method: 6500_025(v6) Mode: CONC Corr. Factor: 1.000000
User: CRHOADES Prep Date: Custom ID2: Custom ID3:
Comment:

Elem	Ag3280	Al1670	As1890	B_2089	Ba4554	Be3130	Bi2230	Ca3179	Cd2288	Co2286	Cr2055	Cu3247	Fe2599
Units	ppm	ppm	ppm	ppm	ppm	ppm	ppm	ppm	ppm	ppm	ppm	ppm	ppm
Avg	**.50294**	**.54294**	**1.0222**	**.50114**	**.50179**	**.47999**	**.00109**	**4.9881**	**.50580**	**.50204**	**.50034**	**.52265**	**2.4643**
Stddev	.00188	.00163	.0030	.00013	.00206	.00135	.00005	.0189	.00045	.00031	.00004	.00142	.0397
%RSD	.37299	.30023	.29654	.02657	.41004	.28204	4.9132	.37818	.08825	.06129	.00897	.27118	1.6103
#1	.50161	.54409	1.0201	.50104	.50324	.47904	.00112	4.9747	.50549	.50182	.50031	.52164	2.4363
#2	.50427	.54178	1.0243	.50123	.50033	.48095	.00105	5.0014	.50612	.50226	.50037	.52365	2.4924
Check ?	Chk Pass	Chk Pass	Chk Pass	Chk Pass	Chk Pass	Chk Pass	None	Chk Pass	Chk Pass	Chk Pass	Chk Pass	Chk Pass	Chk Pass
Value													
Range													

Elem	K_7664	Li6707	Mg2790	Mn2576	Mo2020	Na5895	Ni2316	P_1782	Pb2203	S_1820	Sb2068	Se1960	Si2881
Units	ppm	ppm	ppm	ppm	ppm	ppm	ppm	ppm	ppm	ppm	ppm	ppm	ppm
Avg	**49.376**	**.99812**	**19.621**	**.48527**	**.50163**	**5.0060**	**.49603**	**.99220**	**1.0108**	**-.01074**	**.99749**	**1.0353**	**4.8759**
Stddev	.155	.00832	.036	.00166	.00029	.0387	.00045	.00788	.0008	.00178	.00388	.0139	.0517
%RSD	.31355	.83403	.18346	.34267	.05685	.77395	.09151	.79402	.07670	16.544	.38937	1.3445	1.0598
#1	49.486	.99224	19.595	.48410	.50142	4.9786	.49635	.99777	1.0103	-.01200	1.0002	1.0451	4.8393
#2	49.267	1.0040	19.646	.48645	.50183	5.0334	.49571	.98663	1.0114	-.00949	.99475	1.0254	4.9124
Check ?	Chk Pass	Chk Pass	Chk Pass	Chk Pass	Chk Pass	Chk Pass	Chk Pass	Chk Pass	Chk Pass	None	Chk Pass	Chk Pass	Chk Pass
Value													
Range													

Elem	SiO2	Sn1899	Sr4077	Th2837	Ti3349	Tl1908	U_3701	V_2924	Zn2062	Zr3391
Units	ppm	ppm	ppm	ppm	ppm	ppm	ppm	ppm	ppm	ppm
Avg	**10.434**	**1.0072**	**.49443**	**-.00099**	**.47854**	**1.0320**	**-.01050**	**.49166**	**.48098**	**.50947**
Stddev	.111	.0001	.00312	.00111	.00243	.0057	.00014	.00668	.00486	.00383
%RSD	1.0598	.00684	.63194	111.43	.50699	.55562	1.3207	1.3586	1.0095	.75086
#1	10.356	1.0072	.49664	-.00177	.47682	1.0360	-.01040	.48694	.47755	.50676
#2	10.513	1.0073	.49222	-.00021	.48025	1.0279	-.01059	.49639	.48442	.51217
Check ?	Chk Pass	Chk Pass	Chk Pass	None	Chk Pass	Chk Pass	None	Chk Pass	Chk Pass	Chk Pass
Value										
Range										

Int. Std.	Y_2243	Y_3600	Y_3774
Units	Cts/S	Cts/S	Cts/S
Avg	**2744.4**	**41739.**	**2194.1**
Stddev	12.1	240.	34.5
%RSD	.44064	.57394	1.5716
#1	2735.8	41570.	2218.5
#2	2752.9	41909.	2169.7

Sample Name: CCB Acquired: 5/18/2016 14:16:54 Type: QC
Method: 6500_025(v6) Mode: CONC Corr. Factor: 1.000000
User: CRHOADES Prep Date: Custom ID2: Custom ID3:
Comment:

Elem	Ag3280	Al1670	As1890	B_2089	Ba4554	Be3130	Bi2230	Ca3179	Cd2288	Co2286	Cr2055
Units	ppm	ppm	ppm	ppm	ppm	ppm	ppm	ppm	ppm	ppm	ppm
Avg	**-.00082**	**-.00017**	**.00590**	**.00337**	**-.00086**	**.00006**	**-.00313**	**-.01652**	**-.00011**	**.00024**	**-.00005**
Stddev	.00041	.00046	.00018	.00016	.00019	.00003	.00001	.00698	.00001	.00003	.00002
%RSD	50.458	263.77	3.0931	4.7491	21.620	52.330	.44259	42.243	8.1665	12.872	52.028
#1	-.00053	.00015	.00577	.00349	-.00099	.00008	-.00314	-.01159	-.00012	.00022	-.00007
#2	-.00111	-.00050	.00603	.00326	-.00073	.00004	-.00312	-.02146	-.00011	.00027	-.00003
Check ?	Chk Pass	Chk Pass	Chk Pass	Chk Pass	Chk Pass	Chk Pass	Chk Pass	Chk Pass	Chk Pass	Chk Pass	Chk Pass
High Limit											
Low Limit											

Elem	Cu3247	Fe2599	K_7664	Li6707	Mg2790	Mn2576	Mo2020	Na5895	Ni2316	P_1782	Pb2203
Units	ppm	ppm	ppm	ppm	ppm	ppm	ppm	ppm	ppm	ppm	ppm
Avg	**.00060**	**-.00294**	**.11041**	**.00302**	**-.00083**	**.00000**	**.00177**	**.01580**	**-.00050**	**-.00003**	**-.00074**
Stddev	.00044	.00019	.02547	.00173	.00488	.0000	.00009	.03408	.00042	.00047	.00139
%RSD	72.487	6.5045	23.068	57.343	588.26	1786.2	4.9141	215.67	84.590	1436.7	188.42
#1	.00091	-.00280	.09240	.00424	.00262	-.00002	.00183	.03990	-.00020	-.00037	.00025
#2	.00029	-.00307	.12842	.00179	-.00428	.00002	.00171	-.00830	-.00079	.00030	-.00173
Check ?	Chk Pass	Chk Pass	Chk Pass	Chk Pass	Chk Pass	Chk Pass	Chk Pass	Chk Pass	Chk Pass	Chk Pass	Chk Pass
High Limit											
Low Limit											

Elem	S_1820	Sb2068	Se1960	Si2881	SiO2	Sn1899	Sr4077	Th2837	Ti3349	Tl1908	U_3701
Units	ppm	ppm	ppm	ppm	ppm	ppm	ppm	ppm	ppm	ppm	ppm
Avg	**-.01548**	W **.00786**	**.00008**	**.01658**	**.03548**	**-.00091**	**.00014**	**-.00005**	**-.00017**	**.00224**	**-.01299**
Stddev	.00464	.00439	.00236	.05962	.12759	.00220	.00010	.00281	.00021	.00253	.02760
%RSD	29.950	55.884	2866.3	359.65	359.65	240.93	68.326	6204.1	125.04	112.67	212.44
#1	-.01220	.00475	-.00158	-.02558	-.05474	.00064	.00021	.00194	-.00032	.00046	-.03250
#2	-.01876	.01096	.00175	.05874	.12570	-.00247	.00007	-.00203	-.00002	.00403	.00652
Check ?	Chk Pass	Chk Warn	Chk Pass	Chk Pass	Chk Pass	Chk Pass	Chk Pass	Chk Pass	Chk Pass	Chk Pass	Chk Pass
High Limit		.00100									
Low Limit		-.00100									

Elem	V_2924	Zn2062	Zr3391
Units	ppm	ppm	ppm
Avg	**-.00036**	**-.00083**	**.00048**
Stddev	.00047	.00100	.00445
%RSD	131.05	120.65	927.01
#1	-.00069	-.00154	.00362
#2	-.00003	-.00012	-.00266
Check ?	Chk Pass	Chk Pass	Chk Pass
High Limit			
Low Limit			

Int. Std.	Y_2243	Y_3600	Y_3774
Units	Cts/S	Cts/S	Cts/S
Avg	**2770.3**	**42572.**	**2270.8**
Stddev	1.2	84.	3.7
%RSD	.04246	.19643	.16268
#1	2771.2	42512.	2268.2
#2	2769.5	42631.	2273.4

Sample Name: CCVL-3897520 Acquired: 5/18/2016 14:19:18 Type: QC
Method: 6500_025(v6) Mode: CONC Corr. Factor: 1.000000
User: CRHOADES Prep Date: Custom ID2: Custom ID3:
Comment:

Elem	Ag3280	Al1670	As1890	B_2089	Ba4554	Be3130	Bi2230	Ca3179	Cd2288	Co2286	Cr2055	Cu3247
Units	ppm	ppm	ppm	ppm	ppm	ppm	ppm	ppm	ppm	ppm	ppm	ppm
Avg	**.00893**	**.11073**	F **.02076**	**.10145**	**.00880**	**.00108**	**.11097**	**.18609**	**.00497**	**.01014**	**.01033**	**.01568**
Stddev	.00006	.00049	.00559	.00010	.00069	.00018	.00194	.00504	.00012	.00022	.00030	.00070
%RSD	.70378	.44072	26.927	.09404	7.8761	16.950	1.7488	2.7085	2.3231	2.1761	2.9325	4.4868
#1	.00889	.11039	.02471	.10138	.00831	.00121	.10959	.18253	.00505	.01029	.01054	.01618
#2	.00898	.11108	.01681	.10151	.00929	.00095	.11234	.18966	.00489	.00998	.01011	.01518
Check ?	Chk Pass	Chk Pass	Chk Fail	Chk Pass	Chk Pass	Chk Pass	Chk Pass	Chk Pass	Chk Pass	Chk Pass	Chk Pass	Chk Pass
Value			.01500									
Range			30.000%									

Elem	Fe2599	K_7664	Li6707	Mg2790	Mn2576	Mo2020	Na5895	Ni2316	P_1782	Pb2203	S_1820	Sb2068
Units	ppm	ppm	ppm	ppm	ppm	ppm	ppm	ppm	ppm	ppm	ppm	ppm
Avg	**.10437**	**3.0193**	**.01274**	**.20412**	**.00996**	**.02054**	**1.0061**	**.03982**	**2.9100**	**.00858**	**-.01568**	**.01950**
Stddev	.00034	.0471	.00092	.00012	.00015	.00011	.0200	.00058	.0339	.00313	.00540	.00178
%RSD	.32658	1.5614	7.2132	.06045	1.4987	.52559	1.9856	1.4456	1.1641	36.443	34.439	9.1349
#1	.10462	3.0526	.01339	.20404	.00986	.02047	.99195	.04023	2.9340	.01080	-.01186	.01824
#2	.10413	2.9859	.01209	.20421	.01007	.02062	1.0202	.03942	2.8861	.00637	-.01950	.02076
Check ?	Chk Pass	Chk Pass	Chk Pass	Chk Pass	Chk Pass	Chk Pass	Chk Pass	Chk Pass	Chk Pass	Chk Pass	None	Chk Pass
Value												
Range												

Elem	Se1960	Si2881	SiO2	Sn1899	Sr4077	Th2837	Ti3349	Tl1908	U_3701	V_2924	Zn2062	Zr3391
Units	ppm	ppm	ppm	ppm	ppm	ppm	ppm	ppm	ppm	ppm	ppm	ppm
Avg	F **.02102**	**.48345**	**1.0346**	**.10244**	**.01011**	**.01488**	**.00943**	**.01236**	**.04587**	**.00982**	**.01886**	**.01664**
Stddev	.00069	.00916	.0196	.00043	.00008	.00293	.00054	.00040	.01995	.00015	.00008	.00221
%RSD	3.2854	1.8953	1.8953	.42418	.75173	19.667	5.7615	3.2475	43.499	1.5721	.43769	13.272
#1	.02053	.47697	1.0207	.10275	.01016	.01695	.00981	.01208	.03176	.00993	.01892	.01508
#2	.02150	.48993	1.0484	.10213	.01006	.01281	.00904	.01265	.05998	.00971	.01880	.01820
Check ?	Chk Fail	Chk Pass	Chk Pass	Chk Pass	Chk Pass	Chk Pass	Chk Pass	Chk Pass	Chk Pass	Chk Pass	Chk Pass	Chk Pass
Value	.01500											
Range	30.000%											

Int. Std.	Y_2243	Y_3600	Y_3774
Units	Cts/S	Cts/S	Cts/S
Avg	**2780.9**	**42735.**	**2338.1**
Stddev	1.2	8.	14.0
%RSD	.04147	.01812	.59835
#1	2780.1	42729.	2328.2
#2	2781.8	42740.	2348.0

Sample Name: MB 280-325210/1-A Acquired: 5/18/2016 14:21:58 Type: Unk
Method: 6500_025(v6) Mode: CONC Corr. Factor: 1.000000
User: CRHOADES Prep Date: 5/16 Custom ID2: Custom ID3:
Comment: 325210 6010C (Sb) Q4

Elem	Ag3280	Al1670	As1890	B_2089	Ba4554	Be3130	Bi2230	Ca3179	Cd2288
Line	328.068 {103}	167.079 {502}	189.042 {478}	208.959 {461}	455.403 { 74}	313.042 {108}	223.061 {451}	317.933 {106}	228.802 {447}
Units	ppm	ppm	ppm	ppm	ppm	ppm	ppm	ppm	ppm
Avg	**-.00026**	**.00353**	**-.00191**	**.00320**	**-.00102**	**-.00010**	**.00250**	**-.00547**	**-.00032**
Stddev	.00083	.00104	.00164	.00058	.00083	.00001	.00047	.00591	.00011
%RSD	321.34	29.432	85.940	18.100	81.216	7.9976	18.791	108.04	33.346
#1	.00033	.00280	-.00306	.00361	-.00043	-.00010	.00283	-.00129	-.00039
#2	-.00085	.00427	-.00075	.00279	-.00161	-.00011	.00217	-.00964	-.00024
Check ?	Chk Pass	Chk Pass	Chk Pass	Chk Pass	Chk Pass	Chk Pass	Chk Pass	Chk Pass	Chk Pass
High Limit									
Low Limit									

Elem	Co2286	Cr2055	Cu3247	Fe2599	K_7664	Li6707	Mg2790	Mn2576	Mo2020
Line	228.616 {447}	205.560 {464}	324.754 {104}	259.940 {130}	766.490 { 44}	670.784 { 50}	279.079 {121}2	257.610 {131}	202.030 {467}
Units	ppm	ppm	ppm	ppm	ppm	ppm	ppm	ppm	ppm
Avg	**-.00010**	**-.00003**	**-.00033**	**.03541**	**.02728**	**.00145**	**.00141**	**.00017**	**.00010**
Stddev	.00031	.00011	.00036	.00345	.02156	.00210	.00380	.00002	.00023
%RSD	312.56	370.59	110.16	9.7453	79.011	144.70	269.84	14.384	231.03
#1	.00012	.00005	-.00058	.03297	.04253	-.00003	-.00128	.00019	.00027
#2	-.00032	-.00011	-.00007	.03785	.01204	.00293	.00410	.00015	-.00006
Check ?	Chk Pass	Chk Pass	Chk Pass	Chk Pass	Chk Pass	Chk Pass	Chk Pass	Chk Pass	Chk Pass
High Limit									
Low Limit									

Elem	Na5895	Ni2316	P_1782	Pb2203	S_1820	Sb2068	Se1960	Si2881	SiO2
Line	589.592 { 57}	231.604 {446}	178.284 {489}	220.353 {453}	182.034 {485}	206.833 {463}	196.090 {472}	288.158 {117}	288.158 {117}2
Units	ppm	ppm	ppm	ppm	ppm	ppm	ppm	ppm	ppm
Avg	**.00278**	**-.00071**	**.00163**	**.00150**	**-.01428**	**.00391**	**.00733**	**.00583**	**.01247**
Stddev	.01580	.00028	.00036	.00136	.00627	.00170	.00346	.02615	.05596
%RSD	568.63	39.998	22.144	90.118	43.910	43.514	47.287	448.89	448.89
#1	.01395	-.00091	.00189	.00246	-.00985	.00271	.00978	-.01267	-.02710
#2	-.00839	-.00051	.00138	.00055	-.01872	.00511	.00488	.02432	.05204
Check ?	Chk Pass	Chk Pass	Chk Pass	Chk Pass	Chk Pass	Chk Pass	Chk Pass	Chk Pass	None
High Limit									
Low Limit									

Elem	Sn1899	Sr4077	Th2837	Ti3349	Tl1908	U_3701	V_2924	Zn2062	Zr3391
Line	189.989 {477}	407.771 { 83}	283.730 {119}	334.904 {101}	190.856 {477}	370.152 { 91}	292.402 {115}	206.200 {163}	339.198 { 99}
Units	ppm	ppm	ppm	ppm	ppm	ppm	ppm	ppm	ppm
Avg	**-.00007**	**.00033**	**.00095**	**-.00014**	**-.00467**	**-.01815**	**.00041**	**.00034**	**.00023**
Stddev	.00020	.00013	.00313	.00021	.00092	.02138	.00050	.00040	.00141
%RSD	295.58	38.616	331.43	156.66	19.776	117.81	122.30	117.45	620.30
#1	.00007	.00041	-.00127	-.00029	-.00532	-.00303	.00006	.00006	-.00077
#2	-.00021	.00024	.00316	.00001	-.00401	-.03327	.00076	.00063	.00122
Check ?	Chk Pass	Chk Pass	Chk Pass	Chk Pass	Chk Pass	Chk Pass	Chk Pass	Chk Pass	Chk Pass
High Limit									
Low Limit									

Int. Std.	Y_2243	Y_3600	Y_3774
Line	224.306 {450}	360.073 { 94}	377.433 { 89}
Units	Cts/S	Cts/S	Cts/S
Avg	**2791.7**	**43007.**	**2252.3**
Stddev	17.7	10.	71.5
%RSD	.63462	.02304	3.1761
#1	2779.2	43000.	2201.8
#2	2804.2	43014.	2302.9

Sample Name: LCS 280-325210/2-A Acquired: 5/18/2016 14:24:21 Type: Unk
Method: 6500_025(v6) Mode: CONC Corr. Factor: 1.000000
User: CRHOADES Prep Date: Custom ID2: Custom ID3:
Comment: 325210 6010C (Sb) Q4

Elem	Ag3280	Al1670	As1890	B_2089	Ba4554	Be3130	Bi2230	Ca3179	Cd2288
Line	328.068 {103}	167.079 {502}	189.042 {478}	208.959 {461}	455.403 { 74}	313.042 {108}	223.061 {451}	317.933 {106}	228.802 {447}
Units	ppm	ppm	ppm	ppm	ppm	ppm	ppm	ppm	ppm
Avg	**.04980**	**2.0636**	**1.0588**	**1.0176**	**1.9965**	**.04924**	**2.1576**	**48.969**	**.10126**
Stddev	.00028	.0048	.0003	.0003	.0044	.00033	.0095	.221	.00014
%RSD	.55376	.23269	.02688	.02527	.21912	.66777	.44021	.45125	.13422
#1	.04999	2.0670	1.0586	1.0174	1.9996	.04947	2.1644	49.126	.10136
#2	.04960	2.0602	1.0590	1.0178	1.9935	.04901	2.1509	48.813	.10116
Check ?	Chk Pass	Chk Pass	Chk Pass	Chk Pass	Chk Pass	Chk Pass	None	Chk Pass	Chk Pass
High Limit									
Low Limit									

Elem	Co2286	Cr2055	Cu3247	Fe2599	K_7664	Li6707	Mg2790	Mn2576	Mo2020
Line	228.616 {447}	205.560 {464}	324.754 {104}	259.940 {130}	766.490 { 44}	670.784 { 50}	279.079 {121}2	257.610 {131}	202.030 {467}
Units	ppm	ppm	ppm	ppm	ppm	ppm	ppm	ppm	ppm
Avg	**.49410**	**.20065**	**.26227**	**.98595**	**49.146**	**.99554**	**49.203**	**.47908**	**1.0557**
Stddev	.00004	.00076	.00094	.01539	.314	.00231	.028	.00003	.0025
%RSD	.00856	.37707	.35678	1.5609	.63829	.23187	.05776	.00700	.23797
#1	.49407	.20118	.26293	.99683	49.368	.99717	49.183	.47906	1.0575
#2	.49413	.20011	.26161	.97507	48.924	.99391	49.223	.47911	1.0539
Check ?	Chk Pass	Chk Pass	Chk Pass	Chk Pass	Chk Pass	Chk Pass	Chk Pass	Chk Pass	Chk Pass
High Limit									
Low Limit									

Elem	Na8183	Ni2316	P_1782	Pb2203	S_1820	Sb2068	Se1960	Si2881	SiO2
Line	818.326 { 41}	231.604 {446}	178.284 {489}	220.353 {453}	182.034 {485}	206.833 {463}	196.090 {472}	288.158 {117}	288.158 {117}2
Units	ppm	ppm	ppm	ppm	ppm	ppm	ppm	ppm	ppm
Avg	**54.143**	**.48928**	**10.277**	**.51145**	**2.0924**	**.53607**	**2.1593**	**9.8435**	**21.065**
Stddev	.339	.00010	.001	.00113	.0090	.01084	.0202	.1087	.233
%RSD	.62674	.02029	.01415	.22167	.43162	2.0229	.93467	1.1038	1.1038
#1	53.903	.48935	10.276	.51225	2.0988	.54374	2.1736	9.9204	21.230
#2	54.383	.48921	10.278	.51065	2.0860	.52841	2.1450	9.7667	20.901
Check ?	Chk Pass	Chk Pass	Chk Pass	Chk Pass	None	Chk Pass	Chk Pass	Chk Pass	None
High Limit									
Low Limit									

Elem	Sn1899	Sr4077	Th2837	Ti3349	Tl1908	U_3701	V_2924	Zn2062	Zr3391
Line	189.989 {477}	407.771 { 83}	283.730 {119}	334.904 {101}	190.856 {477}	370.152 { 91}	292.402 {115}	206.200 {163}	339.198 { 99}
Units	ppm	ppm	ppm	ppm	ppm	ppm	ppm	ppm	ppm
Avg	**2.0432**	**.97251**	**.98545**	**.97031**	**2.0076**	**2.1107**	**.48697**	**.47440**	**.51606**
Stddev	.0320	.00534	.00581	.00209	.0761	.1490	.00140	.00418	.00137
%RSD	1.5667	.54873	.58922	.21488	3.7929	7.0598	.28757	.88204	.26484
#1	2.0659	.97628	.98135	.96884	2.0614	2.2161	.48796	.47144	.51703
#2	2.0206	.96874	.98956	.97179	1.9538	2.0053	.48598	.47736	.51509
Check ?	Chk Pass	Chk Pass	Chk Pass	Chk Pass	Chk Pass	Chk Pass	Chk Pass	Chk Pass	Chk Pass
High Limit									
Low Limit									

Int. Std.	Y_2243	Y_3600	Y_3774
Line	224.306 {450}	360.073 { 94}	377.433 { 89}
Units	Cts/S	Cts/S	Cts/S
Avg	**2701.4**	**41536.**	**2268.8**
Stddev	2.0	43.	17.8
%RSD	.07483	.10394	.78619
#1	2699.9	41506.	2256.2
#2	2702.8	41567.	2281.4

Sample Name: 280-82931-B-4-A Acquired: 5/18/2016 14:26:48 Type: Unk
Method: 6500_025(v6) Mode: CONC Corr. Factor: 1.000000
User: CRHOADES Prep Date: Custom ID2: Custom ID3:
Comment: 325210 6010C (Sb) Q4

Elem	Ag3280	Al1670	As1890	B_2089	Ba4554	Be3130	Bi2230	Ca3179	Cd2288
Line	328.068 {103}	167.079 {502}	189.042 {478}	208.959 {461}	455.403 { 74}	313.042 {108}	223.061 {451}	317.933 {106}	228.802 {447}
Units	ppm	ppm	ppm	ppm	ppm	ppm	ppm	ppm	ppm
Avg	**-.00067**	**.00259**	**.00699**	**.00589**	**-.00033**	**.00026**	**.00038**	**.01097**	**.00008**
Stddev	.00022	.00047	.00184	.00022	.00005	.00013	.00362	.00542	.00026
%RSD	32.637	18.265	26.310	3.7738	14.696	50.839	952.01	49.371	324.98
#1	-.00052	.00292	.00829	.00573	-.00036	.00016	.00294	.00714	-.00010
#2	-.00083	.00226	.00569	.00604	-.00030	.00035	-.00218	.01480	.00026
Check ?	Chk Pass	Chk Pass	Chk Pass	Chk Pass	Chk Pass	Chk Pass	Chk Pass	Chk Pass	Chk Pass
High Limit									
Low Limit									

Elem	Co2286	Cr2055	Cu3247	Fe2599	K_7664	Li6707	Mg2790	Mn2576	Mo2020
Line	228.616 {447}	205.560 {464}	324.754 {104}	259.940 {130}	766.490 { 44}	670.784 { 50}	279.079 {121}2	257.610 {131}	202.030 {467}
Units	ppm	ppm	ppm	ppm	ppm	ppm	ppm	ppm	ppm
Avg	**.00000**	**-.00040**	**.00023**	**.01429**	**.01624**	**.00246**	**.00398**	**.00021**	**.00377**
Stddev	.00005	.00046	.00053	.00378	.01054	.00135	.00044	.00004	.00136
%RSD	1260.6	113.37	230.87	26.467	64.869	54.982	11.192	19.105	35.989
#1	-.00003	-.00073	-.00015	.01161	.02369	.00342	.00429	.00024	.00281
#2	.00004	-.00008	.00060	.01696	.00879	.00150	.00366	.00018	.00473
Check ?	Chk Pass	Chk Pass	Chk Pass	Chk Pass	Chk Pass	Chk Pass	Chk Pass	Chk Pass	Chk Pass
High Limit									
Low Limit									

Elem	Na5895	Ni2316	P_1782	Pb2203	S_1820	Sb2068	Se1960	Si2881	SiO2
Line	589.592 { 57}	231.604 {446}	178.284 {489}	220.353 {453}	182.034 {485}	206.833 {463}	196.090 {472}	288.158 {117}	288.158 {117}2
Units	ppm	ppm	ppm	ppm	ppm	ppm	ppm	ppm	ppm
Avg	**.02749**	**.00137**	**-.00116**	**-.00153**	**-.01487**	**.00657**	**.00623**	**.00881**	**.01884**
Stddev	.02325	.00019	.00140	.00078	.00691	.00400	.00218	.00616	.01319
%RSD	84.599	14.232	120.54	50.657	46.438	60.855	34.952	69.970	69.970
#1	.01104	.00150	-.00017	-.00098	-.00999	.00939	.00777	.01316	.02817
#2	.04393	.00123	-.00216	-.00208	-.01975	.00374	.00469	.00445	.00952
Check ?	Chk Pass	Chk Pass	Chk Pass	Chk Pass	Chk Pass	Chk Pass	Chk Pass	Chk Pass	Chk Pass
High Limit									
Low Limit									

Elem	Sn1899	Sr4077	Th2837	Ti3349	Tl1908	U_3701	V_2924	Zn2062	Zr3391
Line	189.989 {477}	407.771 { 83}	283.730 {119}	334.904 {101}	190.856 {477}	370.152 { 91}	292.402 {115}	206.200 {163}	339.198 { 99}
Units	ppm	ppm	ppm	ppm	ppm	ppm	ppm	ppm	ppm
Avg	**-.00010**	**.00028**	**-.00100**	**-.00002**	**.02454**	**-.00193**	**.00050**	**.00073**	**-.00144**
Stddev	.00085	.00011	.00243	.00043	.00870	.03520	.00066	.00040	.00572
%RSD	829.24	40.562	243.87	2328.6	35.457	1822.4	131.97	54.686	396.95
#1	.00050	.00020	.00072	-.00033	.01839	-.02682	.00003	.00045	-.00549
#2	-.00071	.00036	-.00272	.00029	.03069	.02296	.00097	.00101	.00260
Check ?	Chk Pass	Chk Pass	Chk Pass	Chk Pass	Chk Pass	Chk Pass	Chk Pass	Chk Pass	Chk Pass
High Limit									
Low Limit									

Int. Std.	Y_2243	Y_3600	Y_3774
Line	224.306 {450}	360.073 { 94}	377.433 { 89}
Units	Cts/S	Cts/S	Cts/S
Avg	**2722.7**	**42037.**	**2242.9**
Stddev	1.9	67.	26.7
%RSD	.06848	.15969	1.1884
#1	2724.0	41990.	2224.0
#2	2721.4	42085.	2261.7

Sample Name: 280-82954-C-16-A Acquired: 5/18/2016 14:29:11 Type: Unk
Method: 6500_025(v6) Mode: CONC Corr. Factor: 1.000000
User: CRHOADES Prep Date: Custom ID2: Custom ID3:
Comment: 325210 6010C (Sb) Q4

Elem	Ag3280	Al1670	As1890	B_2089	Ba4554	Be3130	Bi2230	Ca3179	Cd2288
Line	328.068 {103}	167.079 {502}	189.042 {478}	208.959 {461}	455.403 { 74}	313.042 {108}	223.061 {451}	317.933 {106}	228.802 {447}
Units	ppm	ppm	ppm	ppm	ppm	ppm	ppm	ppm	ppm
Avg	**-.00021**	**.00551**	**-.00417**	**.00283**	**-.00064**	**.00026**	**-.00037**	**.00165**	**-.00023**
Stddev	.00057	.00010	.00761	.00035	.00065	.00001	.00111	.00545	.00022
%RSD	266.96	1.8805	182.52	12.435	101.40	3.5443	300.00	330.03	95.076
#1	-.00061	.00544	-.00956	.00258	-.00018	.00025	-.00115	.00550	-.00039
#2	.00019	.00559	.00121	.00308	-.00111	.00027	.00041	-.00220	-.00008
Check ?	Chk Pass	Chk Pass	Chk Pass	Chk Pass	Chk Pass	Chk Pass	Chk Pass	Chk Pass	Chk Pass
High Limit									
Low Limit									

Elem	Co2286	Cr2055	Cu3247	Fe2599	K_7664	Li6707	Mg2790	Mn2576	Mo2020
Line	228.616 {447}	205.560 {464}	324.754 {104}	259.940 {130}	766.490 { 44}	670.784 { 50}	279.079 {121}2	257.610 {131}	202.030 {467}
Units	ppm	ppm	ppm	ppm	ppm	ppm	ppm	ppm	ppm
Avg	**-.00026**	**.00013**	**.00060**	**.01427**	**-.00487**	**-.00048**	**.00135**	**.00018**	**.00009**
Stddev	.00008	.00021	.00076	.00087	.02876	.00159	.00671	.00003	.00015
%RSD	29.128	162.09	125.78	6.1203	590.76	330.10	495.59	17.408	173.88
#1	-.00031	-.00002	.00114	.01488	-.02521	-.00160	-.00339	.00020	-.00002
#2	-.00021	.00028	.00007	.01365	.01547	.00064	.00609	.00016	.00020
Check ?	Chk Pass	Chk Pass	Chk Pass	Chk Pass	Chk Pass	Chk Pass	Chk Pass	Chk Pass	Chk Pass
High Limit									
Low Limit									

Elem	Na5895	Ni2316	P_1782	Pb2203	S_1820	Sb2068	Se1960	Si2881	SiO2
Line	589.592 { 57}	231.604 {446}	178.284 {489}	220.353 {453}	182.034 {485}	206.833 {463}	196.090 {472}	288.158 {117}	288.158 {117}2
Units	ppm	ppm	ppm	ppm	ppm	ppm	ppm	ppm	ppm
Avg	**.01389**	**.00015**	**-.00015**	**.00042**	**-.01356**	**-.00062**	**.00297**	**.04639**	**.09927**
Stddev	.02934	.00034	.00175	.00016	.00081	.00099	.00500	.01099	.02352
%RSD	211.19	228.49	1145.7	39.542	5.9703	157.90	168.23	23.695	23.695
#1	.03464	.00039	-.00139	.00030	-.01299	-.00132	-.00056	.03862	.08264
#2	-.00685	-.00009	.00109	.00053	-.01413	.00007	.00650	.05416	.11591
Check ?	Chk Pass	Chk Pass	Chk Pass	Chk Pass	Chk Pass	Chk Pass	Chk Pass	Chk Pass	Chk Pass
High Limit									
Low Limit									

Elem	Sn1899	Sr4077	Th2837	Ti3349	Tl1908	U_3701	V_2924	Zn2062	Zr3391
Line	189.989 {477}	407.771 { 83}	283.730 {119}	334.904 {101}	190.856 {477}	370.152 { 91}	292.402 {115}	206.200 {163}	339.198 { 99}
Units	ppm	ppm	ppm	ppm	ppm	ppm	ppm	ppm	ppm
Avg	**-.00061**	**.00035**	**-.00250**	**-.00037**	**.00756**	**.01364**	**-.00016**	**-.00025**	**.00117**
Stddev	.00015	.00000	.00126	.00038	.00463	.04649	.00029	.00029	.00458
%RSD	24.615	1.2941	50.273	105.01	61.230	340.72	178.13	113.93	390.93
#1	-.00050	.00036	-.00161	-.00064	.00429	.04651	-.00037	-.00005	.00441
#2	-.00072	.00035	-.00338	-.00009	.01084	-.01923	.00004	-.00046	-.00207
Check ?	Chk Pass	Chk Pass	Chk Pass	Chk Pass	Chk Pass	Chk Pass	Chk Pass	Chk Pass	Chk Pass
High Limit									
Low Limit									

Int. Std.	Y_2243	Y_3600	Y_3774
Line	224.306 {450}	360.073 { 94}	377.433 { 89}
Units	Cts/S	Cts/S	Cts/S
Avg	**2715.3**	**41903.**	**2317.7**
Stddev	3.9	156.	96.3
%RSD	.14466	.37217	4.1551
#1	2712.5	42014.	2249.6
#2	2718.0	41793.	2385.8

Sample Name: 82954-C-16-A SD@5 Acquired: 5/18/2016 14:31:34 Type: Unk
Method: 6500_025(v6) Mode: CONC Corr. Factor: 1.000000
User: CRHOADES Prep Date: Custom ID2: Custom ID3:
Comment: 325210 6010C (Sb) Q4

Elem	Ag3280	Al1670	As1890	B_2089	Ba4554	Be3130	Bi2230	Ca3179	Cd2288
Line	328.068 {103}	167.079 {502}	189.042 {478}	208.959 {461}	455.403 { 74}	313.042 {108}	223.061 {451}	317.933 {106}	228.802 {447}
Units	ppm	ppm	ppm	ppm	ppm	ppm	ppm	ppm	ppm
Avg	**.00013**	**.00182**	**-.00205**	**.00319**	**-.00038**	**.00006**	**.00122**	**-.01637**	**-.00058**
Stddev	.00039	.00001	.00116	.00089	.00028	.00003	.00572	.00282	.00033
%RSD	286.36	.27553	56.834	28.020	74.594	45.532	467.84	17.247	57.704
#1	-.00014	.00182	-.00287	.00382	-.00058	.00004	-.00282	-.01837	-.00082
#2	.00041	.00181	-.00122	.00255	-.00018	.00009	.00527	-.01438	-.00034
Check ?	Chk Pass	Chk Pass	Chk Pass	Chk Pass	Chk Pass	Chk Pass	Chk Pass	Chk Pass	Chk Pass
High Limit									
Low Limit									

Elem	Co2286	Cr2055	Cu3247	Fe2599	K_7664	Li6707	Mg2790	Mn2576	Mo2020
Line	228.616 {447}	205.560 {464}	324.754 {104}	259.940 {130}	766.490 { 44}	670.784 { 50}	279.079 {121}2	257.610 {131}	202.030 {467}
Units	ppm	ppm	ppm	ppm	ppm	ppm	ppm	ppm	ppm
Avg	**-.00020**	**.00024**	**.00072**	**.41064**	**.03295**	**.00081**	**-.00008**	**.00330**	**-.00024**
Stddev	.00021	.00026	.00014	.00230	.04208	.00181	.00248	.00004	.00053
%RSD	105.29	112.06	18.775	.56122	127.74	223.64	3020.2	1.0897	219.53
#1	-.00034	.00005	.00063	.40901	.06271	-.00047	-.00183	.00328	.00013
#2	-.00005	.00042	.00082	.41227	.00319	.00209	.00167	.00333	-.00062
Check ?	Chk Pass	Chk Pass	Chk Pass	Chk Pass	Chk Pass	Chk Pass	Chk Pass	Chk Pass	Chk Pass
High Limit									
Low Limit									

Elem	Na5895	Ni2316	P_1782	Pb2203	S_1820	Sb2068	Se1960	Si2881	SiO2
Line	589.592 { 57}	231.604 {446}	178.284 {489}	220.353 {453}	182.034 {485}	206.833 {463}	196.090 {472}	288.158 {117}	288.158 {117}2
Units	ppm	ppm	ppm	ppm	ppm	ppm	ppm	ppm	ppm
Avg	**-.00617**	**-.00080**	**-.00289**	**.00032**	**-.01374**	**.00048**	**.00806**	**.04192**	**.08971**
Stddev	.00171	.00013	.00024	.00052	.00278	.00132	.00799	.09060	.19388
%RSD	27.681	16.792	8.1542	165.63	20.256	275.40	99.053	216.11	216.11
#1	-.00496	-.00089	-.00272	.00068	-.01177	.00142	.01371	-.02214	-.04738
#2	-.00737	-.00070	-.00306	-.00005	-.01570	-.00046	.00242	.10598	.22680
Check ?	Chk Pass	Chk Pass	Chk Pass	Chk Pass	Chk Pass	Chk Pass	Chk Pass	Chk Pass	Chk Pass
High Limit									
Low Limit									

Elem	Sn1899	Sr4077	Th2837	Ti3349	Tl1908	U_3701	V_2924	Zn2062	Zr3391
Line	189.989 {477}	407.771 { 83}	283.730 {119}	334.904 {101}	190.856 {477}	370.152 { 91}	292.402 {115}	206.200 {163}	339.198 { 99}
Units	ppm	ppm	ppm	ppm	ppm	ppm	ppm	ppm	ppm
Avg	**-.00078**	**.00025**	**.00243**	**-.00022**	**.00094**	**-.00384**	**.00109**	**.01029**	**-.00133**
Stddev	.00174	.00011	.00132	.00032	.00070	.01965	.00061	.00008	.00261
%RSD	224.23	44.580	54.024	146.82	74.662	511.59	55.947	.77875	196.96
#1	-.00200	.00017	.00150	-.00044	.00143	-.01774	.00152	.01035	.00052
#2	.00045	.00032	.00336	.00001	.00044	.01005	.00066	.01024	-.00317
Check ?	Chk Pass	Chk Pass	Chk Pass	Chk Pass	Chk Pass	Chk Pass	Chk Pass	Chk Pass	Chk Pass
High Limit									
Low Limit									

Int. Std.	Y_2243	Y_3600	Y_3774
Line	224.306 {450}	360.073 { 94}	377.433 { 89}
Units	Cts/S	Cts/S	Cts/S
Avg	**2720.7**	**41853.**	**2197.3**
Stddev	16.5	40.	51.8
%RSD	.60612	.09630	2.3559
#1	2709.0	41881.	2160.7
#2	2732.3	41824.	2233.9

Sample Name: 280-82954-C-16-B MS Acquired: 5/18/2016 14:33:57 Type: Unk
Method: 6500_025(v6) Mode: CONC Corr. Factor: 1.000000
User: CRHOADES Prep Date: Custom ID2: Custom ID3:
Comment: 325210 6010C (Sb) Q4

Elem	Ag3280	Al1670	As1890	B_2089	Ba4554	Be3130	Bi2230	Ca3179	Cd2288
Line	328.068 {103}	167.079 {502}	189.042 {478}	208.959 {461}	455.403 { 74}	313.042 {108}	223.061 {451}	317.933 {106}	228.802 {447}
Units	ppm	ppm	ppm	ppm	ppm	ppm	ppm	ppm	ppm
Avg	**.04955**	**2.0657**	**1.0539**	**1.0184**	**2.0164**	**.04873**	F **2.1444**	**49.402**	**.10014**
Stddev	.00007	.0033	.0143	.0007	.0130	.00006	.0055	.438	.00015
%RSD	.14046	.15821	1.3541	.06888	.64266	.12626	.25474	.88581	.14585
#1	.04960	2.0680	1.0640	1.0179	2.0256	.04869	2.1483	49.712	.10004
#2	.04950	2.0634	1.0438	1.0189	2.0072	.04878	2.1406	49.093	.10025
Check ?	Chk Pass	Chk Pass	Chk Pass	Chk Pass	Chk Pass	Chk Pass	Chk Fail	Chk Pass	Chk Pass
High Limit							.10000		
Low Limit							-.10000		

Elem	Co2286	Cr2055	Cu3247	Fe2599	K_7664	Li6707	Mg2790	Mn2576	Mo2020
Line	228.616 {447}	205.560 {464}	324.754 {104}	259.940 {130}	766.490 { 44}	670.784 { 50}	279.079 {121}2	257.610 {131}	202.030 {467}
Units	ppm	ppm	ppm	ppm	ppm	ppm	ppm	ppm	ppm
Avg	**.49415**	**.20182**	**.25868**	**.98290**	**49.714**	**.99838**	**48.735**	**.47531**	**1.0642**
Stddev	.00005	.00075	.00127	.00331	.394	.00344	.075	.00060	.0013
%RSD	.01022	.37240	.49143	.33663	.79257	.34458	.15396	.12596	.12448
#1	.49419	.20235	.25958	.98056	49.993	.99594	48.788	.47489	1.0651
#2	.49412	.20129	.25778	.98524	49.435	1.0008	48.682	.47573	1.0633
Check ?	Chk Pass	Chk Pass	Chk Pass	Chk Pass	Chk Pass	Chk Pass	Chk Pass	Chk Pass	Chk Pass
High Limit									
Low Limit									

Elem	Na8183	Ni2316	P_1782	Pb2203	S_1820	Sb2068	Se1960	Si2881	SiO2
Line	818.326 { 41}	231.604 {446}	178.284 {489}	220.353 {453}	182.034 {485}	206.833 {463}	196.090 {472}	288.158 {117}	288.158 {117}2
Units	ppm	ppm	ppm	ppm	ppm	ppm	ppm	ppm	ppm
Avg	**54.191**	**.48858**	W **10.207**	**.51017**	**2.0876**	**.54254**	**2.1625**	**9.8989**	**21.184**
Stddev	.011	.00006	.000	.00240	.0057	.00720	.0087	.0043	.009
%RSD	.02024	.01166	.00477	.47072	.27254	1.3275	.40422	.04337	.04337
#1	54.183	.48862	10.208	.50847	2.0916	.54763	2.1563	9.9019	21.190
#2	54.199	.48854	10.207	.51187	2.0836	.53745	2.1687	9.8958	21.177
Check ?	Chk Pass	Chk Pass	Chk Warn	Chk Pass	Chk Pass	Chk Pass	Chk Pass	Chk Pass	Chk Pass
High Limit			2.0000						
Low Limit			-1.0000						

Elem	Sn1899	Sr4077	Th2837	Ti3349	Tl1908	U_3701	V_2924	Zn2062	Zr3391
Line	189.989 {477}	407.771 { 83}	283.730 {119}	334.904 {101}	190.856 {477}	370.152 { 91}	292.402 {115}	206.200 {163}	339.198 { 99}
Units	ppm	ppm	ppm	ppm	ppm	ppm	ppm	ppm	ppm
Avg	W **2.0670**	**.97906**	**.98690**	**.97119**	**2.0233**	**2.0867**	**.48381**	**.47363**	**.52718**
Stddev	.0086	.00943	.00001	.00063	.0391	.0306	.00070	.00187	.00323
%RSD	.41767	.96344	.00079	.06444	1.9311	1.4642	.14464	.39559	.61211
#1	2.0609	.98573	.98690	.97164	2.0509	2.1083	.48431	.47231	.52489
#2	2.0731	.97239	.98691	.97075	1.9956	2.0651	.48332	.47495	.52946
Check ?	Chk Warn	Chk Pass	Chk Pass	Chk Pass	Chk Pass	Chk Pass	Chk Pass	Chk Pass	Chk Pass
High Limit	2.0000								
Low Limit	-.05000								

Int. Std.	Y_2243	Y_3600	Y_3774
Line	224.306 {450}	360.073 { 94}	377.433 { 89}
Units	Cts/S	Cts/S	Cts/S
Avg	**2635.9**	**40377.**	**2188.3**
Stddev	10.2	80.	23.1
%RSD	.38817	.19760	1.0547
#1	2628.7	40434.	2172.0
#2	2643.1	40321.	2204.6

Sample Name: 280-82954-C-16-C MSD Acquired: 5/18/2016 14:36:24 Type: Unk
Method: 6500_025(v6) Mode: CONC Corr. Factor: 1.000000
User: CRHOADES Prep Date: Custom ID2: Custom ID3:
Comment: 325210 6010C (Sb) Q4

Elem	Ag3280	Al1670	As1890	B_2089	Ba4554	Be3130	Bi2230	Ca3179	Cd2288
Line	328.068 {103}	167.079 {502}	189.042 {478}	208.959 {461}	455.403 { 74}	313.042 {108}	223.061 {451}	317.933 {106}	228.802 {447}
Units	ppm	ppm	ppm	ppm	ppm	ppm	ppm	ppm	ppm
Avg	**.05053**	**2.0798**	**1.0736**	**1.0132**	**2.0168**	**.04883**	F **2.1422**	**49.349**	**.09975**
Stddev	.00037	.0565	.0269	.0199	.0530	.00115	.0422	1.330	.00217
%RSD	.72293	2.7187	2.5052	1.9667	2.6291	2.3449	1.9719	2.6948	2.1790
#1	.05079	2.0398	1.0546	.99911	2.0543	.04964	2.1123	50.290	.09822
#2	.05027	2.1197	1.0926	1.0273	1.9793	.04802	2.1720	48.409	.10129
Check ?	Chk Pass	Chk Pass	Chk Pass	Chk Pass	Chk Pass	Chk Pass	Chk Fail	Chk Pass	Chk Pass
High Limit							.10000		
Low Limit							-.10000		

Elem	Co2286	Cr2055	Cu3247	Fe2599	K_7664	Li6707	Mg2790	Mn2576	Mo2020
Line	228.616 {447}	205.560 {464}	324.754 {104}	259.940 {130}	766.490 { 44}	670.784 { 50}	279.079 {121}2	257.610 {131}	202.030 {467}
Units	ppm	ppm	ppm	ppm	ppm	ppm	ppm	ppm	ppm
Avg	**.49267**	**.20193**	**.26627**	**.99158**	**49.667**	**1.0100**	**49.930**	**.48771**	**1.0666**
Stddev	.01008	.00449	.00084	.00467	1.319	.0050	.008	.00045	.0205
%RSD	2.0467	2.2237	.31423	.47060	2.6564	.49335	.01671	.09147	1.9188
#1	.48554	.19876	.26568	.99488	50.600	1.0135	49.936	.48802	1.0521
#2	.49980	.20511	.26686	.98828	48.734	1.0065	49.924	.48739	1.0810
Check ?	Chk Pass	Chk Pass	Chk Pass	Chk Pass	Chk Pass	Chk Pass	Chk Pass	Chk Pass	Chk Pass
High Limit									
Low Limit									

Elem	Na8183	Ni2316	P_1782	Pb2203	S_1820	Sb2068	Se1960	Si2881	SiO2
Line	818.326 { 41}	231.604 {446}	178.284 {489}	220.353 {453}	182.034 {485}	206.833 {463}	196.090 {472}	288.158 {117}	288.158 {117}2
Units	ppm	ppm	ppm	ppm	ppm	ppm	ppm	ppm	ppm
Avg	**54.038**	**.48790**	W **10.176**	**.51147**	**2.0675**	**.53152**	**2.1548**	**10.022**	**21.447**
Stddev	.251	.01059	.217	.00854	.0321	.00508	.0009	.029	.061
%RSD	.46418	2.1699	2.1359	1.6694	1.5505	.95612	.04282	.28623	.28623
#1	54.215	.48041	10.023	.50543	2.0448	.52792	2.1555	10.001	21.403
#2	53.860	.49539	10.330	.51751	2.0901	.53511	2.1541	10.042	21.490
Check ?	Chk Pass	Chk Pass	Chk Warn	Chk Pass	Chk Pass	Chk Pass	Chk Pass	Chk Pass	Chk Pass
High Limit			2.0000						
Low Limit			-1.0000						

Elem	Sn1899	Sr4077	Th2837	Ti3349	Tl1908	U_3701	V_2924	Zn2062	Zr3391
Line	189.989 {477}	407.771 { 83}	283.730 {119}	334.904 {101}	190.856 {477}	370.152 { 91}	292.402 {115}	206.200 {163}	339.198 { 99}
Units	ppm	ppm	ppm	ppm	ppm	ppm	ppm	ppm	ppm
Avg	W **2.0504**	**.97907**	**1.0052**	**.98934**	**1.9913**	**2.1554**	**.49666**	**.48620**	**.53857**
Stddev	.0069	.03141	.0039	.00088	.0523	.0488	.00033	.00004	.00424
%RSD	.33469	3.2079	.39016	.08884	2.6244	2.2656	.06723	.00732	.78667
#1	2.0455	1.0013	1.0024	.98996	2.0283	2.1900	.49689	.48623	.53557
#2	2.0552	.95686	1.0080	.98872	1.9544	2.1209	.49642	.48618	.54156
Check ?	Chk Warn	Chk Pass	Chk Pass	Chk Pass	Chk Pass	Chk Pass	Chk Pass	Chk Pass	Chk Pass
High Limit	2.0000								
Low Limit	-.05000								

Int. Std.	Y_2243	Y_3600	Y_3774
Line	224.306 {450}	360.073 { 94}	377.433 { 89}
Units	Cts/S	Cts/S	Cts/S
Avg	**2680.6**	**40329.**	**2233.9**
Stddev	73.1	127.	34.7
%RSD	2.7277	.31483	1.5524
#1	2732.3	40419.	2209.4
#2	2628.9	40240.	2258.5

Sample Name: 280-82954-C-16-A PDS Acquired: 5/18/2016 14:38:53 Type: Unk
Method: 6500_025(v6) Mode: CONC Corr. Factor: 1.000000
User: CRHOADES Prep Date: Custom ID2: Custom ID3:
Comment: 325210 6010C (Sb) Q4

Elem	Ag3280	Al1670	As1890	B_2089	Ba4554	Be3130	Bi2230	Ca3179	Cd2288
Line	328.068 {103}	167.079 {502}	189.042 {478}	208.959 {461}	455.403 { 74}	313.042 {108}	223.061 {451}	317.933 {106}	228.802 {447}
Units	ppm	ppm	ppm	ppm	ppm	ppm	ppm	ppm	ppm
Avg	**.04943**	**1.0613**	**.20821**	**.10680**	**.10271**	**.04894**	**.00250**	**19.737**	**.05125**
Stddev	.00017	.0252	.00427	.00232	.00128	.00054	.00140	.102	.00125
%RSD	.33948	2.3762	2.0525	2.1766	1.2473	1.1125	56.099	.51513	2.4368
#1	.04931	1.0435	.20519	.10516	.10362	.04932	.00350	19.809	.05036
#2	.04955	1.0792	.21123	.10845	.10180	.04855	.00151	19.665	.05213
Check ?	Chk Pass	Chk Pass	Chk Pass	Chk Pass	Chk Pass	Chk Pass	Chk Pass	Chk Pass	Chk Pass
High Limit									
Low Limit									

Elem	Co2286	Cr2055	Cu3247	Fe2599	K_7664	Li6707	Mg2790	Mn2576	Mo2020
Line	228.616 {447}	205.560 {464}	324.754 {104}	259.940 {130}	766.490 { 44}	670.784 { 50}	279.079 {121}2	257.610 {131}	202.030 {467}
Units	ppm	ppm	ppm	ppm	ppm	ppm	ppm	ppm	ppm
Avg	**.04993**	**.05147**	**.05279**	**1.3930**	**20.502**	**.10398**	**19.702**	**.05267**	**.05777**
Stddev	.00083	.00128	.00075	.0066	.032	.00321	.025	.00032	.00316
%RSD	1.6630	2.4845	1.4155	.47230	.15797	3.0911	.12758	.61655	5.4648
#1	.04935	.05056	.05226	1.3884	20.525	.10171	19.720	.05289	.05553
#2	.05052	.05237	.05332	1.3977	20.480	.10625	19.685	.05244	.06000
Check ?	Chk Pass	Chk Pass	Chk Pass	Chk Pass	Chk Pass	Chk Pass	Chk Pass	Chk Pass	Chk Pass
High Limit									
Low Limit									

Elem	Na8183	Ni2316	P_1782	Pb2203	S_1820	Sb2068	Se1960	Si2881	SiO2
Line	818.326 { 41}	231.604 {446}	178.284 {489}	220.353 {453}	182.034 {485}	206.833 {463}	196.090 {472}	288.158 {117}	288.158 {117}2
Units	ppm	ppm	ppm	ppm	ppm	ppm	ppm	ppm	ppm
Avg	**22.582**	**.04920**	W **2.0323**	**.10484**	**-.01006**	**.10246**	**.22070**	**4.9881**	**10.675**
Stddev	.213	.00129	.0422	.00259	.00110	.00571	.00510	.0066	.014
%RSD	.94482	2.6169	2.0779	2.4674	10.905	5.5756	2.3117	.13238	.13238
#1	22.733	.04829	2.0024	.10301	-.00929	.09842	.21710	4.9928	10.685
#2	22.431	.05011	2.0622	.10667	-.01084	.10650	.22431	4.9834	10.665
Check ?	Chk Pass	Chk Pass	Chk Warn	Chk Pass	Chk Pass	Chk Pass	Chk Pass	Chk Pass	Chk Pass
High Limit			2.0000						
Low Limit			-1.0000						

Elem	Sn1899	Sr4077	Th2837	Ti3349	Tl1908	U_3701	V_2924	Zn2062	Zr3391
Line	189.989 {477}	407.771 { 83}	283.730 {119}	334.904 {101}	190.856 {477}	370.152 { 91}	292.402 {115}	206.200 {163}	339.198 { 99}
Units	ppm	ppm	ppm	ppm	ppm	ppm	ppm	ppm	ppm
Avg	**.10434**	**.05094**	**.19624**	**.04888**	**.24053**	**.53988**	**.05005**	**.20304**	**.05486**
Stddev	.00500	.00045	.00021	.00018	.00862	.02725	.00090	.00019	.00024
%RSD	4.7905	.89078	.10716	.37178	3.5819	5.0468	1.8023	.09283	.43150
#1	.10081	.05126	.19639	.04875	.23444	.55915	.04941	.20290	.05469
#2	.10788	.05062	.19609	.04901	.24662	.52061	.05069	.20317	.05503
Check ?	Chk Pass	Chk Pass	Chk Pass	Chk Pass	Chk Pass	Chk Pass	Chk Pass	Chk Pass	Chk Pass
High Limit									
Low Limit									

Int. Std.	Y_2243	Y_3600	Y_3774
Line	224.306 {450}	360.073 { 94}	377.433 { 89}
Units	Cts/S	Cts/S	Cts/S
Avg	**2719.4**	**40796.**	**2146.3**
Stddev	66.6	241.	9.3
%RSD	2.4496	.59032	.43213
#1	2766.5	40626.	2139.8
#2	2672.3	40967.	2152.9

Sample Name: CCVH-3894253 Acquired: 5/18/2016 14:41:30 Type: QC
Method: 6500_025(v6) Mode: CONC Corr. Factor: 1.000000
User: CRHOADES Prep Date: Custom ID2: Custom ID3:
Comment:

Elem	Ag3280	Al3092	As1890	B_2089	Ba4554	Be3130	Bi2230	Ca3179	Cd2288	Co2286	Cr2055
Units	ppm	ppm	ppm	ppm	ppm	ppm	ppm	ppm	ppm	ppm	ppm
Avg	**-.00044**	**51.850**	**.00057**	**.00717**	**-.00054**	**.00033**	W **1.0792**	**-.01698**	**-.00060**	**-.00093**	**.00023**
Stddev	.00074	.557	.00472	.00048	.00041	.00013	.0084	.00687	.00018	.00035	.00050
%RSD	169.09	1.0749	827.25	6.6774	75.742	38.930	.77805	40.474	30.735	37.107	213.82
#1	-.00096	51.456	.00390	.00683	-.00084	.00024	1.0851	-.02184	-.00073	-.00118	.00058
#2	.00009	52.244	-.00276	.00751	-.00025	.00042	1.0732	-.01212	-.00047	-.00069	-.00012
Check ?	None	Chk Pass	None	None	None	None	Chk Warn	None	None	None	None
Value							1.0000				
Range							5.0000%				

Elem	Cu3247	Fe2714	K_7664	Li6707	Mg2790	Mn2576	Mo2020	Na8183	Ni2316	P_1782	Pb2203
Units	ppm	ppm	ppm	ppm	ppm	ppm	ppm	ppm	ppm	ppm	ppm
Avg	**.00205**	**50.650**	**.29033**	**.00173**	**.02489**	**-.00009**	**-.00041**	**258.84**	**.00126**	**.00597**	**.00187**
Stddev	.00002	.109	.13376	.00361	.00225	.00001	.00107	.68	.00078	.00185	.00159
%RSD	.97436	.21564	46.071	209.45	9.0543	11.295	262.67	.26351	62.228	30.984	85.158
#1	.00204	50.727	.19575	-.00083	.02330	-.00010	-.00116	258.35	.00181	.00728	.00074
#2	.00207	50.573	.38491	.00428	.02649	-.00008	.00035	259.32	.00070	.00467	.00299
Check ?	None	Chk Pass	None	None	None	None	None	Chk Pass	None	None	None
Value											
Range											

Elem	S_1820	Sb2068	Se1960	Si2881	SiO2	Sn1899	Sr4077	Th2837	Ti3349	Tl1908	U_3701
Units	ppm	ppm	ppm	ppm	ppm	ppm	ppm	ppm	ppm	ppm	ppm
Avg	F **5.5565**	**-.01042**	**.01137**	**.01628**	**.03485**	**.00294**	**.00039**	**4.8731**	**.00362**	**.00356**	**10.325**
Stddev	.0221	.00365	.00004	.02416	.05171	.00213	.00002	.0113	.00063	.00062	.084
%RSD	.39782	35.062	.31605	148.38	148.38	72.360	4.1762	.23186	17.417	17.345	.81175
#1	5.5409	-.00783	.01134	.03337	.07141	.00144	.00040	4.8652	.00406	.00312	10.265
#2	5.5722	-.01300	.01139	-.00080	-.00172	.00444	.00037	4.8811	.00317	.00400	10.384
Check ?	Chk Fail	None	None	None	None	None	None	Chk Pass	None	None	Chk Pass
Value	5.0000										
Range	10.490%										

Elem	V_2924	Zn2062	Zr3391
Units	ppm	ppm	ppm
Avg	**.00873**	**-.00047**	**.06085**
Stddev	.00051	.00026	.00078
%RSD	5.8983	56.438	1.2744
#1	.00909	-.00028	.06030
#2	.00836	-.00066	.06140
Check ?	None	None	None
Value			
Range			

Int. Std.	Y_2243	Y_3600	Y_3774
Units	Cts/S	Cts/S	Cts/S
Avg	**2589.3**	**39535.**	**2135.3**
Stddev	6.2	65.	18.2
%RSD	.24092	.16388	.85071
#1	2584.9	39581.	2148.1
#2	2593.8	39489.	2122.4

Sample Name: CCV-3894251 Acquired: 5/18/2016 14:44:07 Type: QC
Method: 6500_025(v6) Mode: CONC Corr. Factor: 1.000000
User: CRHOADES Prep Date: Custom ID2: Custom ID3:
Comment:

Elem	Ag3280	Al1670	As1890	B_2089	Ba4554	Be3130	Bi2230	Ca3179	Cd2288	Co2286	Cr2055	Cu3247	Fe2599
Units	ppm	ppm	ppm	ppm	ppm	ppm	ppm	ppm	ppm	ppm	ppm	ppm	ppm
Avg	**.49988**	**.53646**	**1.0324**	**.49732**	**.49075**	**.46991**	**-.00320**	**4.8801**	**.50096**	**.51209**	**.51111**	**.52109**	**2.4263**
Stddev	.00003	.02353	.0449	.01879	.00232	.00241	.00154	.0707	.00784	.02049	.02055	.00076	.0156
%RSD	.00665	4.3870	4.3448	3.7777	.47234	.51339	48.055	1.4478	1.5652	4.0018	4.0199	.14619	.64343
#1	.49986	.55310	1.0642	.51060	.48912	.46821	-.00212	4.8302	.50650	.52658	.52564	.52055	2.4373
#2	.49990	.51982	1.0007	.48403	.49239	.47162	-.00429	4.9301	.49542	.49760	.49658	.52163	2.4153
Check ?	Chk Pass	Chk Pass	Chk Pass	Chk Pass	Chk Pass	Chk Pass	None	Chk Pass	Chk Pass	Chk Pass	Chk Pass	Chk Pass	Chk Pass
Value													
Range													

Elem	K_7664	Li6707	Mg2790	Mn2576	Mo2020	Na5895	Ni2316	P_1782	Pb2203	S_1820	Sb2068	Se1960	Si2881
Units	ppm	ppm	ppm	ppm	ppm	ppm	ppm	ppm	ppm	ppm	ppm	ppm	ppm
Avg	**48.187**	**1.0002**	**19.697**	**.48697**	**.51330**	**5.0436**	**.50601**	**1.0065**	**1.0431**	**-.01325**	**1.0225**	**1.0634**	**4.9538**
Stddev	.314	.0139	.062	.00112	.02174	.0329	.01866	.0401	.0411	.00313	.0458	.0379	.0319
%RSD	.65175	1.3890	.31251	.23024	4.2356	.65187	3.6873	3.9833	3.9400	23.625	4.4770	3.5646	.64485
#1	47.965	.99040	19.741	.48777	.52867	5.0203	.51921	1.0348	1.0722	-.01104	1.0549	1.0902	4.9312
#2	48.409	1.0100	19.654	.48618	.49793	5.0668	.49282	.97811	1.0141	-.01547	.99013	1.0366	4.9764
Check ?	Chk Pass	Chk Pass	Chk Pass	Chk Pass	Chk Pass	Chk Pass	Chk Pass	Chk Pass	Chk Pass	None	Chk Pass	Chk Pass	Chk Pass
Value													
Range													

Elem	SiO2	Sn1899	Sr4077	Th2837	Ti3349	Tl1908	U_3701	V_2924	Zn2062	Zr3391
Units	ppm	ppm	ppm	ppm	ppm	ppm	ppm	ppm	ppm	ppm
Avg	**10.601**	**1.0387**	**.48152**	**-.00089**	**.47995**	**1.0582**	**.00997**	**.49701**	**.48788**	**.51715**
Stddev	.068	.0395	.00306	.00401	.00079	.0487	.12610	.00213	.00294	.00097
%RSD	.64485	3.8054	.63466	448.88	.16494	4.6006	1264.4	.42954	.60159	.18764
#1	10.553	1.0666	.47936	-.00373	.48051	1.0927	.09914	.49852	.48995	.51646
#2	10.649	1.0107	.48368	.00194	.47939	1.0238	-.07919	.49550	.48580	.51784
Check ?	Chk Pass	Chk Pass	Chk Pass	None	Chk Pass	Chk Pass	None	Chk Pass	Chk Pass	Chk Pass
Value										
Range										

Int. Std.	Y_2243	Y_3600	Y_3774
Units	Cts/S	Cts/S	Cts/S
Avg	**2681.3**	**40529.**	**2193.0**
Stddev	105.5	94.	16.2
%RSD	3.9329	.23314	.73964
#1	2606.7	40462.	2204.4
#2	2755.8	40596.	2181.5

Sample Name: CCB Acquired: 5/18/2016 14:46:38 Type: QC
Method: 6500_025(v6) Mode: CONC Corr. Factor: 1.000000
User: CRHOADES Prep Date: Custom ID2: Custom ID3:
Comment:

Elem	Ag3280	Al1670	As1890	B_2089	Ba4554	Be3130	Bi2230	Ca3179	Cd2288	Co2286	Cr2055
Units	ppm	ppm	ppm	ppm	ppm	ppm	ppm	ppm	ppm	ppm	ppm
Avg	**-.00191**	**-.00043**	**.00235**	**.00376**	**-.00084**	**.00031**	**.00238**	**-.01213**	**-.00013**	**-.00064**	**-.00002**
Stddev	.00044	.00047	.00208	.00126	.00008	.00015	.00126	.00548	.00010	.00006	.00002
%RSD	23.323	111.11	88.685	33.570	9.5255	48.563	52.815	45.224	73.241	9.9312	129.34
#1	-.00159	-.00076	.00383	.00466	-.00078	.00041	.00326	-.01601	-.00006	-.00059	.00000
#2	-.00222	-.00009	.00088	.00287	-.00090	.00020	.00149	-.00825	-.00020	-.00068	-.00003
Check ?	Chk Pass	Chk Pass	Chk Pass	Chk Pass	Chk Pass	Chk Pass	Chk Pass	Chk Pass	Chk Pass	Chk Pass	Chk Pass
High Limit											
Low Limit											

Elem	Cu3247	Fe2599	K_7664	Li6707	Mg2790	Mn2576	Mo2020	Na5895	Ni2316	P_1782	Pb2203
Units	ppm	ppm	ppm	ppm	ppm	ppm	ppm	ppm	ppm	ppm	ppm
Avg	**-.00001**	**-.00514**	**.13048**	**.00064**	**.00428**	**.00004**	**.00213**	**.00500**	**.00016**	**-.00092**	**.00064**
Stddev	.00078	.00150	.07045	.00182	.00026	.00006	.00034	.01271	.00018	.00240	.00142
%RSD	12667.	29.225	53.991	284.26	6.0403	164.75	15.885	254.16	113.87	260.12	222.41
#1	.00054	-.00620	.08067	.00193	.00446	.00008	.00189	-.00399	.00029	-.00262	-.00037
#2	-.00055	-.00408	.18029	-.00065	.00410	-.00001	.00237	.01399	.00003	.00077	.00164
Check ?	Chk Pass	Chk Pass	Chk Pass	Chk Pass	Chk Pass	Chk Pass	Chk Pass	Chk Pass	Chk Pass	Chk Pass	Chk Pass
High Limit											
Low Limit											

Elem	S_1820	Sb2068	Se1960	Si2881	SiO2	Sn1899	Sr4077	Th2837	Ti3349	Tl1908	U_3701
Units	ppm	ppm	ppm	ppm	ppm	ppm	ppm	ppm	ppm	ppm	ppm
Avg	**-.01886**	W **.00485**	W **.00996**	**-.00075**	**-.00159**	**.00194**	**.00009**	**.00166**	**-.00015**	**-.00012**	**-.02859**
Stddev	.00762	.00480	.00359	.03486	.07461	.00024	.00006	.00062	.00053	.00153	.04285
%RSD	40.384	98.870	36.035	4678.8	4678.8	12.204	69.135	36.965	352.44	1323.1	149.89
#1	-.02424	.00146	.01249	.02391	.05116	.00177	.00004	.00123	.00022	.00097	.00171
#2	-.01347	.00824	.00742	-.02540	-.05435	.00211	.00013	.00210	-.00052	-.00120	-.05889
Check ?	Chk Pass	Chk Warn	Chk Warn	Chk Pass	Chk Pass	Chk Pass	Chk Pass	Chk Pass	Chk Pass	Chk Pass	Chk Pass
High Limit		.00100	.00750								
Low Limit		-.00100	-.01500								

Elem	V_2924	Zn2062	Zr3391
Units	ppm	ppm	ppm
Avg	**.00010**	**-.00082**	**-.00210**
Stddev	.00029	.00064	.00914
%RSD	281.96	78.424	435.87
#1	-.00010	-.00037	.00436
#2	.00031	-.00128	-.00856
Check ?	Chk Pass	Chk Pass	Chk Pass
High Limit			
Low Limit			

Int. Std.	Y_2243	Y_3600	Y_3774
Units	Cts/S	Cts/S	Cts/S
Avg	**2645.3**	**40824.**	**2131.3**
Stddev	3.1	88.	40.6
%RSD	.11801	.21640	1.9050
#1	2647.5	40762.	2160.0
#2	2643.1	40887.	2102.6

Sample Name: CCVL-3897520 Acquired: 5/18/2016 14:49:01 Type: QC
Method: 6500_025(v6) Mode: CONC Corr. Factor: 1.000000
User: CRHOADES Prep Date: Custom ID2: Custom ID3:
Comment:

Elem	Ag3280	Al1670	As1890	B_2089	Ba4554	Be3130	Bi2230	Ca3179	Cd2288	Co2286	Cr2055	Cu3247
Units	ppm	ppm	ppm	ppm	ppm	ppm	ppm	ppm	ppm	ppm	ppm	ppm
Avg	**.00907**	**.11072**	**.01244**	**.10164**	**.00955**	**.00118**	**.11187**	**.19154**	**.00469**	**.01044**	**.01037**	**.01599**
Stddev	.00036	.00028	.00035	.00261	.00009	.00014	.00397	.01037	.00005	.00033	.00062	.00034
%RSD	3.9752	.25367	2.8153	2.5656	.91285	12.092	3.5484	5.4119	1.1447	3.1891	5.9815	2.1115
#1	.00881	.11052	.01220	.10349	.00961	.00108	.10906	.18421	.00472	.01068	.01080	.01575
#2	.00932	.11091	.01269	.09980	.00949	.00128	.11467	.19887	.00465	.01021	.00993	.01623
Check ?	Chk Pass	Chk Pass	Chk Pass	Chk Pass	Chk Pass	Chk Pass	Chk Pass	Chk Pass	Chk Pass	Chk Pass	Chk Pass	Chk Pass
Value												
Range												

Elem	Fe2599	K_7664	Li6707	Mg2790	Mn2576	Mo2020	Na5895	Ni2316	P_1782	Pb2203	S_1820	Sb2068
Units	ppm	ppm	ppm	ppm	ppm	ppm	ppm	ppm	ppm	ppm	ppm	ppm
Avg	**.09584**	**3.1811**	**.00995**	**.20475**	**.01001**	**.02035**	**1.0269**	**.04085**	**2.9154**	**.00958**	**-.01795**	**.02561**
Stddev	.00149	.1806	.00132	.00351	.00004	.00067	.0073	.00097	.0611	.00036	.00267	.00336
%RSD	1.5566	5.6766	13.298	1.7124	.43293	3.3149	.71233	2.3815	2.0961	3.7553	14.869	13.130
#1	.09689	3.0535	.00901	.20723	.01004	.02082	1.0217	.04153	2.9586	.00983	-.01606	.02799
#2	.09478	3.3088	.01088	.20227	.00998	.01987	1.0320	.04016	2.8722	.00932	-.01984	.02323
Check ?	Chk Pass	Chk Pass	Chk Pass	Chk Pass	Chk Pass	Chk Pass	Chk Pass	Chk Pass	Chk Pass	Chk Pass	None	Chk Pass
Value												
Range												

Elem	Se1960	Si2881	SiO2	Sn1899	Sr4077	Th2837	Ti3349	Tl1908	U_3701	V_2924	Zn2062	Zr3391
Units	ppm	ppm	ppm	ppm	ppm	ppm	ppm	ppm	ppm	ppm	ppm	ppm
Avg	F **.02169**	**.51476**	**1.1016**	**.10646**	**.01011**	**.01619**	**.00956**	**.01331**	**.07342**	**.01060**	**.01936**	**.01397**
Stddev	.00345	.02261	.0484	.00199	.00010	.00206	.00042	.00218	.03660	.00023	.00012	.00077
%RSD	15.902	4.3921	4.3921	1.8716	.94012	12.745	4.3638	16.343	49.855	2.1397	.64224	5.4799
#1	.01925	.49877	1.0674	.10787	.01017	.01765	.00927	.01485	.04754	.01076	.01945	.01451
#2	.02413	.53075	1.1358	.10505	.01004	.01473	.00986	.01178	.09930	.01044	.01928	.01343
Check ?	Chk Fail	Chk Pass	Chk Pass	Chk Pass	Chk Pass	Chk Pass	Chk Pass	Chk Pass	Chk Pass	Chk Pass	Chk Pass	Chk Pass
Value	.01500											
Range	30.000%											

Int. Std.	Y_2243	Y_3600	Y_3774
Units	Cts/S	Cts/S	Cts/S
Avg	**2644.4**	**40680.**	**2151.7**
Stddev	6.8	137.	53.0
%RSD	.25719	.33572	2.4631
#1	2639.6	40777.	2189.2
#2	2649.2	40584.	2114.3

Sample Name: LB 280-325280/1-B Acquired: 5/18/2016 14:51:41 Type: Unk
Method: 6500_025(v6) Mode: CONC Corr. Factor: 1.000000
User: CRHOADES Prep Date: 5/16 Custom ID2: Custom ID3:
Comment: 325378 6010C (Se) Q5

Elem	Ag3280	Al1670	As1890	B_2089	Ba4554	Be3130	Bi2230	Ca3179	Cd2288
Line	328.068 {103}	167.079 {502}	189.042 {478}	208.959 {461}	455.403 { 74}	313.042 {108}	223.061 {451}	317.933 {106}	228.802 {447}
Units	ppm	ppm	ppm	ppm	ppm	ppm	ppm	ppm	ppm
Avg	**-.00044**	**.00311**	**-.00642**	**.02234**	**-.00064**	**.00008**	**-.00220**	W **.13838**	**-.00007**
Stddev	.00051	.00044	.00666	.00051	.00002	.00004	.00373	.01824	.00013
%RSD	116.59	14.121	103.69	2.2620	3.5935	54.374	169.83	13.183	183.01
#1	-.00080	.00280	-.00171	.02198	-.00062	.00005	-.00484	.12548	.00002
#2	-.00008	.00343	-.01113	.02269	-.00066	.00011	.00044	.15128	-.00017
Check ?	Chk Pass	Chk Pass	Chk Pass	Chk Pass	Chk Pass	Chk Pass	Chk Pass	Chk Warn	Chk Pass
High Limit								.10000	
Low Limit								-.10000	

Elem	Co2286	Cr2055	Cu3247	Fe2599	K_7664	Li6707	Mg2790	Mn2576	Mo2020
Line	228.616 {447}	205.560 {464}	324.754 {104}	259.940 {130}	766.490 { 44}	670.784 { 50}	279.079 {121}2	257.610 {131}	202.030 {467}
Units	ppm	ppm	ppm	ppm	ppm	ppm	ppm	ppm	ppm
Avg	**-.00034**	**.00022**	**.00441**	F **.10898**	**.26806**	**.00394**	**.01884**	**.00052**	**.00015**
Stddev	.00006	.00001	.00012	.00316	.15170	.00029	.00703	.00010	.00053
%RSD	17.523	4.4215	2.6096	2.9039	56.593	7.4271	37.327	18.557	356.96
#1	-.00030	.00022	.00433	.10674	.16079	.00373	.01387	.00045	-.00023
#2	-.00038	.00021	.00449	.11122	.37533	.00415	.02381	.00059	.00052
Check ?	Chk Pass	Chk Pass	Chk Pass	Chk Fail	Chk Pass	Chk Pass	Chk Pass	Chk Pass	Chk Pass
High Limit				.10000					
Low Limit				-.10000					

Elem	Na8183	Ni2316	P_1782	Pb2203	S_1820	Sb2068	Se1960	Si2881	SiO2
Line	818.326 { 41}	231.604 {446}	178.284 {489}	220.353 {453}	182.034 {485}	206.833 {463}	196.090 {472}	288.158 {117}	288.158 {117}2
Units	ppm	ppm	ppm	ppm	ppm	ppm	ppm	ppm	ppm
Avg	**322.60**	**-.00008**	**.00352**	**-.00107**	**.00161**	**.00061**	**-.00336**	**.02791**	**.05973**
Stddev	6.15	.00056	.00115	.00107	.00332	.00009	.00353	.00529	.01132
%RSD	1.9073	715.75	32.584	99.137	205.43	14.165	105.07	18.958	18.958
#1	326.95	.00031	.00433	-.00183	-.00073	.00068	-.00086	.02417	.05172
#2	318.25	-.00047	.00271	-.00032	.00396	.00055	-.00586	.03165	.06773
Check ?	None	Chk Pass	Chk Pass	Chk Pass	Chk Pass	Chk Pass	Chk Pass	Chk Pass	None
High Limit									
Low Limit									

Elem	Sn1899	Sr4077	Th2837	Ti3349	Tl1908	U_3701	V_2924	Zn2062	Zr3391
Line	189.989 {477}	407.771 { 83}	283.730 {119}	334.904 {101}	190.856 {477}	370.152 { 91}	292.402 {115}	206.200 {163}	339.198 { 99}
Units	ppm	ppm	ppm	ppm	ppm	ppm	ppm	ppm	ppm
Avg	**.00102**	**.00070**	**-.00162**	**.00030**	**-.00120**	**-.02191**	**.00052**	**.00043**	**-.00316**
Stddev	.00066	.00004	.00191	.00062	.00032	.03862	.00004	.00022	.00223
%RSD	64.968	6.4136	118.36	204.73	26.273	176.30	6.8364	50.469	70.390
#1	.00055	.00073	-.00026	-.00014	-.00098	-.04922	.00055	.00028	-.00474
#2	.00149	.00067	-.00297	.00074	-.00142	.00540	.00050	.00059	-.00159
Check ?	Chk Pass	Chk Pass	Chk Pass	Chk Pass	Chk Pass	Chk Pass	Chk Pass	Chk Pass	Chk Pass
High Limit									
Low Limit									

Int. Std.	Y_2243	Y_3600	Y_3774
Line	224.306 {450}	360.073 { 94}	377.433 { 89}
Units	Cts/S	Cts/S	Cts/S
Avg	**2664.9**	**40910.**	**2271.8**
Stddev	12.2	194.	33.0
%RSD	.45763	.47312	1.4519
#1	2673.5	41047.	2295.1
#2	2656.3	40773.	2248.4

Sample Name: LCS 280-325280/2-B Acquired: 5/18/2016 14:54:23 Type: Unk
Method: 6500_025(v6) Mode: CONC Corr. Factor: 1.000000
User: CRHOADES Prep Date: Custom ID2: Custom ID3:
Comment: 325378 6010C (Se) Q5

Elem	Ag3280	Al1670	As1890	B_2089	Ba4554	Be3130	Bi2230	Ca3179	Cd2288
Line	328.068 {103}	167.079 {502}	189.042 {478}	208.959 {461}	455.403 { 74}	313.042 {108}	223.061 {451}	317.933 {106}	228.802 {447}
Units	ppm	ppm	ppm	ppm	ppm	ppm	ppm	ppm	ppm
Avg	**.22897**	F **.45853**	**.94539**	F **.23646**	**2.5597**	**.01033**	**.46446**	**10.720**	**.25410**
Stddev	.00058	.00177	.00445	.00106	.0576	.00022	.00764	.232	.00427
%RSD	.25448	.38660	.47020	.44885	2.2503	2.1667	1.6459	2.1625	1.6819
#1	.22938	.45728	.94853	.23722	2.6004	.01049	.46987	10.884	.25712
#2	.22856	.45979	.94225	.23571	2.5189	.01017	.45906	10.556	.25108
Check ?	Chk Pass	Chk Fail	Chk Pass	Chk Fail	Chk Pass	Chk Pass	None	Chk Pass	Chk Pass
High Limit		.43200		.22000					
Low Limit		.34400		.17800					

Elem	Co2286	Cr2055	Cu3247	Fe2599	K_7664	Li6707	Mg2790	Mn2576	Mo2020
Line	228.616 {447}	205.560 {464}	324.754 {104}	259.940 {130}	766.490 { 44}	670.784 { 50}	279.079 {121}2	257.610 {131}	202.030 {467}
Units	ppm	ppm	ppm	ppm	ppm	ppm	ppm	ppm	ppm
Avg	**.10837**	F **1.1422**	**.51643**	**.21836**	F **11.380**	**.21320**	**10.130**	**.10248**	F **.23163**
Stddev	.00096	.0026	.00244	.00278	.150	.00413	.016	.00008	.00453
%RSD	.88553	.22690	.47274	1.2713	1.3210	1.9353	.16260	.07916	1.9545
#1	.10905	1.1403	.51816	.22032	11.486	.21612	10.142	.10254	.23483
#2	.10769	1.1440	.51471	.21640	11.273	.21029	10.118	.10242	.22843
Check ?	Chk Pass	Chk Fail	Chk Pass	Chk Pass	Chk Fail	Chk Pass	Chk Pass	Chk Pass	Chk Fail
High Limit		.25200			11.000				.22000
Low Limit		.16800			8.9000				.18000

Elem	Na8183	Ni2316	P_1782	Pb2203	S_1820	Sb2068	Se1960	Si2881	SiO2
Line	818.326 { 41}	231.604 {446}	178.284 {489}	220.353 {453}	182.034 {485}	206.833 {463}	196.090 {472}	288.158 {117}	288.158 {117}2
Units	ppm	ppm	ppm	ppm	ppm	ppm	ppm	ppm	ppm
Avg	F **322.15**	**.10772**	F **2.2834**	F **1.2607**	**.47185**	F **.11795**	F **.73182**	**2.1228**	F **4.5429**
Stddev	6.49	.00167	.0443	.0282	.02389	.00593	.04373	.0369	.0790
%RSD	2.0144	1.5518	1.9397	2.2335	5.0629	5.0315	5.9758	1.7392	1.7392
#1	326.74	.10890	2.3147	1.2806	.48875	.12215	.76275	2.0967	4.4870
#2	317.56	.10654	2.2520	1.2408	.45496	.11375	.70090	2.1489	4.5987
Check ?	Chk Fail	Chk Pass	Chk Fail	Chk Fail	None	Chk Fail	Chk Fail	Chk Pass	Chk Fail
High Limit	11.200		2.2200	1.1550		.10800	.72000		4.9220
Low Limit	9.1000		1.8200	.99000		.08800	.52200		4.0200

Elem	Sn1899	Sr4077	Th2837	Ti3349	Tl1908	U_3701	V_2924	Zn2062	Zr3391
Line	189.989 {477}	407.771 { 83}	283.730 {119}	334.904 {101}	190.856 {477}	370.152 { 91}	292.402 {115}	206.200 {163}	339.198 { 99}
Units	ppm	ppm	ppm	ppm	ppm	ppm	ppm	ppm	ppm
Avg	F **.45459**	**.21475**	**.20881**	**.20852**	**.39072**	F **.48356**	**.10400**	**.53845**	**.10619**
Stddev	.02431	.00008	.00144	.00013	.04602	.01399	.00067	.00291	.00266
%RSD	5.3477	.03739	.68862	.06262	11.779	2.8931	.63981	.54117	2.5021
#1	.47178	.21469	.20779	.20861	.42326	.47367	.10353	.53639	.10807
#2	.43740	.21481	.20983	.20843	.35818	.49345	.10447	.54051	.10431
Check ?	Chk Fail	Chk Pass	Chk Pass	Chk Pass	Chk Pass	Chk Fail	Chk Pass	Chk Pass	Chk Pass
High Limit	.45200					.46400			
Low Limit	.34000					.34000			

Int. Std.	Y_2243	Y_3600	Y_3774
Line	224.306 {450}	360.073 { 94}	377.433 { 89}
Units	Cts/S	Cts/S	Cts/S
Avg	**2628.7**	**39670.**	**2219.7**
Stddev	7.6	52.	80.2
%RSD	.28888	.13102	3.6109
#1	2634.0	39707.	2163.0
#2	2623.3	39633.	2276.3

Sample Name: 280-82964-A-2-B Acquired: 5/18/2016 14:56:56 Type: Unk
Method: 6500_025(v6) Mode: CONC Corr. Factor: 1.000000
User: CRHOADES Prep Date: Custom ID2: Custom ID3:
Comment: 325378 6010C (Se) Q5

Elem	Ag3280	Al1670	As1890	B_2089	Ba4554	Be3130	Bi2230	Ca3179	Cd2288
Line	328.068 {103}	167.079 {502}	189.042 {478}	208.959 {461}	455.403 { 74}	313.042 {108}	223.061 {451}	317.933 {106}	228.802 {447}
Units	ppm	ppm	ppm	ppm	ppm	ppm	ppm	ppm	ppm
Avg	**-.00032**	**.00349**	**.00189**	**.10792**	**.04980**	**.00004**	**-.00518**	**182.60**	**.00095**
Stddev	.00056	.00028	.00759	.00296	.00154	.00036	.00374	6.58	.00041
%RSD	173.01	7.9890	402.21	2.7388	3.0923	1007.4	72.106	3.6015	42.810
#1	.00007	.00329	.00725	.10583	.05089	.00029	-.00254	187.25	.00124
#2	-.00071	.00369	-.00348	.11001	.04871	-.00022	-.00783	177.95	.00066
Check ?	Chk Pass	Chk Pass	Chk Pass	Chk Pass	Chk Pass	Chk Pass	Chk Pass	Chk Pass	Chk Pass
High Limit									
Low Limit									

Elem	Co2286	Cr2055	Cu3247	Fe2599	K_7664	Li6707	Mg2790	Mn2576	Mo2020
Line	228.616 {447}	205.560 {464}	324.754 {104}	259.940 {130}	766.490 { 44}	670.784 { 50}	279.079 {121}2	257.610 {131}	202.030 {467}
Units	ppm	ppm	ppm	ppm	ppm	ppm	ppm	ppm	ppm
Avg	**.00321**	**.00436**	**.04418**	**.00644**	**31.206**	**.01802**	**1.7113**	**.08936**	**.02117**
Stddev	.00009	.00049	.00011	.00158	.091	.00023	.0095	.00006	.00137
%RSD	2.7217	11.222	.25010	24.551	.29128	1.2708	.55458	.06278	6.4480
#1	.00315	.00402	.04410	.00755	31.142	.01818	1.7180	.08940	.02021
#2	.00327	.00471	.04425	.00532	31.271	.01786	1.7046	.08932	.02214
Check ?	Chk Pass	Chk Pass	Chk Pass	Chk Pass	Chk Pass	Chk Pass	Chk Pass	Chk Pass	Chk Pass
High Limit									
Low Limit									

Elem	Na8183	Ni2316	P_1782	Pb2203	S_1820	Sb2068	Se1960	Si2881	SiO2
Line	818.326 { 41}	231.604 {446}	178.284 {489}	220.353 {453}	182.034 {485}	206.833 {463}	196.090 {472}	288.158 {117}	288.158 {117}2
Units	ppm	ppm	ppm	ppm	ppm	ppm	ppm	ppm	ppm
Avg	**306.37**	**.00679**	**.06540**	**.00021**	**26.676**	**.00414**	**.05754**	**2.3774**	**5.0877**
Stddev	.47	.00068	.00329	.00107	.462	.00493	.00467	.0053	.0113
%RSD	.15235	10.046	5.0325	500.63	1.7330	119.27	8.1112	.22263	.22263
#1	306.04	.00631	.06307	.00097	26.349	.00065	.06084	2.3812	5.0957
#2	306.70	.00727	.06772	-.00054	27.003	.00763	.05424	2.3737	5.0797
Check ?	Chk Pass	Chk Pass	Chk Pass	Chk Pass	Chk Pass	Chk Pass	Chk Pass	Chk Pass	Chk Pass
High Limit									
Low Limit									

Elem	Sn1899	Sr4077	Th2837	Ti3349	Tl1908	U_3701	V_2924	Zn2062	Zr3391
Line	189.989 {477}	407.771 { 83}	283.730 {119}	334.904 {101}	190.856 {477}	370.152 { 91}	292.402 {115}	206.200 {163}	339.198 { 99}
Units	ppm	ppm	ppm	ppm	ppm	ppm	ppm	ppm	ppm
Avg	**-.00264**	**.77972**	**.00041**	**-.00057**	**.00967**	**.00646**	**.02003**	**.00025**	**-.00037**
Stddev	.00160	.02715	.00158	.00039	.00022	.01223	.00040	.00068	.00330
%RSD	60.674	3.4823	387.06	69.639	2.3029	189.27	1.9782	271.24	902.51
#1	-.00377	.79892	-.00071	-.00085	.00983	.01512	.01975	-.00023	.00197
#2	-.00151	.76052	.00153	-.00029	.00951	-.00219	.02031	.00073	-.00270
Check ?	Chk Pass	Chk Pass	Chk Pass	Chk Pass	Chk Pass	Chk Pass	Chk Pass	Chk Pass	Chk Pass
High Limit									
Low Limit									

Int. Std.	Y_2243	Y_3600	Y_3774
Line	224.306 {450}	360.073 { 94}	377.433 { 89}
Units	Cts/S	Cts/S	Cts/S
Avg	**2631.2**	**40271.**	**2256.0**
Stddev	5.8	150.	77.8
%RSD	.22040	.37167	3.4475
#1	2635.3	40377.	2201.0
#2	2627.1	40166.	2311.0

Sample Name: 280-82983-A-2-B Acquired: 5/18/2016 14:59:34 Type: Unk
Method: 6500_025(v6) Mode: CONC Corr. Factor: 1.000000
User: CRHOADES Prep Date: Custom ID2: Custom ID3:
Comment: 325378 6010C (Se) Q5

Elem	Ag3280	Al1670	As1890	B_2089	Ba4554	Be3130	Bi2230	Ca3179	Cd2288
Line	328.068 {103}	167.079 {502}	189.042 {478}	208.959 {461}	455.403 { 74}	313.042 {108}	223.061 {451}	317.933 {106}	228.802 {447}
Units	ppm	ppm	ppm	ppm	ppm	ppm	ppm	ppm	ppm
Avg	**-.00075**	**.04459**	**-.00498**	**.01584**	**.25289**	**.00026**	**.00285**	**24.817**	**-.00003**
Stddev	.00048	.00060	.00394	.00101	.00398	.00003	.00397	.642	.00014
%RSD	64.175	1.3424	79.041	6.3665	1.5720	11.026	139.37	2.5879	499.42
#1	-.00041	.04501	-.00220	.01655	.25570	.00024	.00004	25.271	.00007
#2	-.00109	.04416	-.00777	.01513	.25008	.00028	.00565	24.363	-.00013
Check ?	Chk Pass	Chk Pass	Chk Pass	Chk Pass	Chk Pass	Chk Pass	Chk Pass	Chk Pass	Chk Pass
High Limit									
Low Limit									

Elem	Co2286	Cr2055	Cu3247	Fe2599	K_7664	Li6707	Mg2790	Mn2576	Mo2020
Line	228.616 {447}	205.560 {464}	324.754 {104}	259.940 {130}	766.490 { 44}	670.784 { 50}	279.079 {121}2	257.610 {131}	202.030 {467}
Units	ppm	ppm	ppm	ppm	ppm	ppm	ppm	ppm	ppm
Avg	**.01395**	**-.00018**	**.00864**	**.67171**	**1.9517**	**.00425**	**2.8104**	**.57849**	**.00017**
Stddev	.00018	.00014	.00033	.00411	.0348	.00379	.0009	.00174	.00037
%RSD	1.2827	79.102	3.8364	.61249	1.7836	89.026	.03056	.30059	214.04
#1	.01408	-.00028	.00887	.67462	1.9271	.00693	2.8110	.57972	-.00009
#2	.01383	-.00008	.00840	.66881	1.9763	.00158	2.8098	.57726	.00044
Check ?	Chk Pass	Chk Pass	Chk Pass	Chk Pass	Chk Pass	Chk Pass	Chk Pass	Chk Pass	Chk Pass
High Limit									
Low Limit									

Elem	Na8183	Ni2316	P_1782	Pb2203	S_1820	Sb2068	Se1960	Si2881	SiO2
Line	818.326 { 41}	231.604 {446}	178.284 {489}	220.353 {453}	182.034 {485}	206.833 {463}	196.090 {472}	288.158 {117}	288.158 {117}2
Units	ppm	ppm	ppm	ppm	ppm	ppm	ppm	ppm	ppm
Avg	**303.77**	**.00624**	**.00963**	**.00149**	**.22746**	**.00070**	**.00398**	**1.8935**	**4.0522**
Stddev	9.68	.00002	.00226	.00345	.00227	.00070	.00545	.0291	.0624
%RSD	3.1864	.34792	23.465	231.23	.99895	100.85	136.96	1.5389	1.5389
#1	310.62	.00622	.01122	.00394	.22585	.00020	.00783	1.9141	4.0963
#2	296.93	.00625	.00803	-.00095	.22907	.00119	.00013	1.8729	4.0081
Check ?	Chk Pass	Chk Pass	Chk Pass	Chk Pass	Chk Pass	Chk Pass	Chk Pass	Chk Pass	Chk Pass
High Limit									
Low Limit									

Elem	Sn1899	Sr4077	Th2837	Ti3349	Tl1908	U_3701	V_2924	Zn2062	Zr3391
Line	189.989 {477}	407.771 { 83}	283.730 {119}	334.904 {101}	190.856 {477}	370.152 { 91}	292.402 {115}	206.200 {163}	339.198 { 99}
Units	ppm	ppm	ppm	ppm	ppm	ppm	ppm	ppm	ppm
Avg	**-.00159**	**.10226**	**-.00066**	**-.00015**	**.00012**	**-.02637**	**.00066**	**.00967**	**-.00099**
Stddev	.00077	.00023	.00164	.00004	.00084	.00531	.00019	.00092	.00099
%RSD	48.608	.22959	249.11	28.559	721.07	20.131	29.119	9.4901	99.908
#1	-.00104	.10209	.00050	-.00018	-.00048	-.03012	.00053	.01032	-.00169
#2	-.00214	.10243	-.00182	-.00012	.00071	-.02262	.00080	.00902	-.00029
Check ?	Chk Pass	Chk Pass	Chk Pass	Chk Pass	Chk Pass	Chk Pass	Chk Pass	Chk Pass	Chk Pass
High Limit									
Low Limit									

Int. Std.	Y_2243	Y_3600	Y_3774
Line	224.306 {450}	360.073 { 94}	377.433 { 89}
Units	Cts/S	Cts/S	Cts/S
Avg	**2642.3**	**40296.**	**2205.3**
Stddev	16.0	99.	51.2
%RSD	.60598	.24606	2.3212
#1	2631.0	40226.	2169.1
#2	2653.6	40366.	2241.5

Sample Name: 280-82983-A-3-B Acquired: 5/18/2016 15:02:15 Type: Unk
Method: 6500_025(v6) Mode: CONC Corr. Factor: 1.000000
User: CRHOADES Prep Date: Custom ID2: Custom ID3:
Comment: 325378 6010C (Se) Q5

Elem	Ag3280	Al1670	As1890	B_2089	Ba4554	Be3130	Bi2230	Ca3179	Cd2288
Line	328.068 {103}	167.079 {502}	189.042 {478}	208.959 {461}	455.403 { 74}	313.042 {108}	223.061 {451}	317.933 {106}	228.802 {447}
Units	ppm	ppm	ppm	ppm	ppm	ppm	ppm	ppm	ppm
Avg	**-.00072**	**.03307**	**-.00327**	**.01865**	**.07111**	**.00026**	**.00261**	**10.465**	**-.00024**
Stddev	.00014	.00165	.00280	.00331	.00111	.00001	.00236	.059	.00026
%RSD	19.528	4.9916	85.625	17.759	1.5591	4.9507	90.419	.56787	108.88
#1	-.00082	.03424	-.00129	.02099	.07033	.00025	.00094	10.423	-.00006
#2	-.00062	.03191	-.00525	.01631	.07190	.00027	.00428	10.507	-.00043
Check ?	Chk Pass	Chk Pass	Chk Pass	Chk Pass	Chk Pass	Chk Pass	Chk Pass	Chk Pass	Chk Pass
High Limit									
Low Limit									

Elem	Co2286	Cr2055	Cu3247	Fe2599	K_7664	Li6707	Mg2790	Mn2576	Mo2020
Line	228.616 {447}	205.560 {464}	324.754 {104}	259.940 {130}	766.490 { 44}	670.784 { 50}	279.079 {121}2	257.610 {131}	202.030 {467}
Units	ppm	ppm	ppm	ppm	ppm	ppm	ppm	ppm	ppm
Avg	**.00059**	**.00017**	**.00699**	**.02300**	**1.1632**	**.00770**	**3.4607**	**.05127**	**-.00038**
Stddev	.00037	.00017	.00018	.00623	.0315	.00292	.0193	.00008	.00000
%RSD	61.823	105.76	2.5353	27.080	2.7055	37.879	.55824	.15448	1.0727
#1	.00085	.00004	.00686	.02741	1.1410	.00564	3.4744	.05133	-.00038
#2	.00033	.00029	.00712	.01860	1.1855	.00977	3.4471	.05122	-.00039
Check ?	Chk Pass	Chk Pass	Chk Pass	Chk Pass	Chk Pass	Chk Pass	Chk Pass	Chk Pass	Chk Pass
High Limit									
Low Limit									

Elem	Na8183	Ni2316	P_1782	Pb2203	S_1820	Sb2068	Se1960	Si2881	SiO2
Line	818.326 { 41}	231.604 {446}	178.284 {489}	220.353 {453}	182.034 {485}	206.833 {463}	196.090 {472}	288.158 {117}	288.158 {117}2
Units	ppm	ppm	ppm	ppm	ppm	ppm	ppm	ppm	ppm
Avg	**310.59**	**-.00008**	**.01481**	**.01531**	**.04771**	**-.00260**	**.00784**	**.91245**	**1.9526**
Stddev	5.49	.00014	.00217	.00106	.00477	.00203	.00383	.04972	.1064
%RSD	1.7679	181.27	14.646	6.8992	9.9987	78.128	48.832	5.4492	5.4492
#1	314.48	.00002	.01635	.01456	.04433	-.00404	.01054	.94761	2.0279
#2	306.71	-.00018	.01328	.01606	.05108	-.00117	.00513	.87729	1.8774
Check ?	Chk Pass	Chk Pass	Chk Pass	Chk Pass	Chk Pass	Chk Pass	Chk Pass	Chk Pass	Chk Pass
High Limit									
Low Limit									

Elem	Sn1899	Sr4077	Th2837	Ti3349	Tl1908	U_3701	V_2924	Zn2062	Zr3391
Line	189.989 {477}	407.771 { 83}	283.730 {119}	334.904 {101}	190.856 {477}	370.152 { 91}	292.402 {115}	206.200 {163}	339.198 { 99}
Units	ppm	ppm	ppm	ppm	ppm	ppm	ppm	ppm	ppm
Avg	**-.00001**	**.05314**	**-.00074**	**-.00016**	**-.00378**	**-.02871**	**.00083**	**.00400**	**-.00127**
Stddev	.00243	.00015	.00383	.00016	.00150	.00759	.00048	.00001	.00214
%RSD	16991.	.28482	517.24	101.93	39.688	26.422	57.518	.17445	168.22
#1	-.00173	.05303	.00197	-.00004	-.00485	-.02335	.00117	.00399	-.00279
#2	.00170	.05325	-.00345	-.00027	-.00272	-.03407	.00049	.00400	.00024
Check ?	Chk Pass	Chk Pass	Chk Pass	Chk Pass	Chk Pass	Chk Pass	Chk Pass	Chk Pass	Chk Pass
High Limit									
Low Limit									

Int. Std.	Y_2243	Y_3600	Y_3774
Line	224.306 {450}	360.073 { 94}	377.433 { 89}
Units	Cts/S	Cts/S	Cts/S
Avg	**2782.8**	**40962.**	**2265.2**
Stddev	171.6	244.	28.6
%RSD	6.1650	.59564	1.2617
#1	2661.5	40790.	2285.4
#2	2904.1	41135.	2245.0

Sample Name: 280-82983-A-3-B SD@5 Acquired: 5/18/2016 15:04:54 Type: Unk
Method: 6500_025(v6) Mode: CONC Corr. Factor: 1.000000
User: CRHOADES Prep Date: Custom ID2: Custom ID3:
Comment: 325378 6010C (Se) Q5

Elem	Ag3280	Al1670	As1890	B_2089	Ba4554	Be3130	Bi2230	Ca3179	Cd2288
Line	328.068 {103}	167.079 {502}	189.042 {478}	208.959 {461}	455.403 { 74}	313.042 {108}	223.061 {451}	317.933 {106}	228.802 {447}
Units	ppm	ppm	ppm	ppm	ppm	ppm	ppm	ppm	ppm
Avg	**-.00060**	**.00618**	**-.00083**	**.00438**	**.01156**	**-.00006**	**.00071**	**1.6672**	**-.00014**
Stddev	.00052	.00102	.00822	.00020	.00041	.00012	.00092	.0147	.00028
%RSD	87.324	16.520	993.21	4.5834	3.5594	200.26	129.09	.88447	193.13
#1	-.00023	.00690	.00499	.00452	.01185	.00002	.00137	1.6567	.00005
#2	-.00097	.00546	-.00664	.00424	.01127	-.00014	.00006	1.6776	-.00034
Check ?	Chk Pass	Chk Pass	Chk Pass	Chk Pass	Chk Pass	Chk Pass	Chk Pass	Chk Pass	Chk Pass
High Limit									
Low Limit									

Elem	Co2286	Cr2055	Cu3247	Fe2599	K_7664	Li6707	Mg2790	Mn2576	Mo2020
Line	228.616 {447}	205.560 {464}	324.754 {104}	259.940 {130}	766.490 { 44}	670.784 { 50}	279.079 {121}2	257.610 {131}	202.030 {467}
Units	ppm	ppm	ppm	ppm	ppm	ppm	ppm	ppm	ppm
Avg	**-.00019**	**-.00011**	**.00104**	**.00643**	**.39695**	**.00258**	**.57489**	**.00849**	**-.00071**
Stddev	.00021	.00029	.00049	.00004	.03217	.00028	.00591	.00016	.00081
%RSD	111.75	254.86	46.754	.64676	8.1040	10.856	1.0273	1.9000	114.31
#1	-.00004	-.00032	.00070	.00640	.41969	.00238	.57072	.00838	-.00128
#2	-.00034	.00009	.00139	.00646	.37420	.00278	.57907	.00861	-.00014
Check ?	Chk Pass	Chk Pass	Chk Pass	Chk Pass	Chk Pass	Chk Pass	Chk Pass	Chk Pass	Chk Pass
High Limit									
Low Limit									

Elem	Na8183	Ni2316	P_1782	Pb2203	S_1820	Sb2068	Se1960	Si2881	SiO2
Line	818.326 { 41}	231.604 {446}	178.284 {489}	220.353 {453}	182.034 {485}	206.833 {463}	196.090 {472}	288.158 {117}	288.158 {117}2
Units	ppm	ppm	ppm	ppm	ppm	ppm	ppm	ppm	ppm
Avg	**52.166**	**-.00021**	**-.00045**	**.00340**	**-.00053**	**.00079**	**.00658**	**.15817**	**.33849**
Stddev	.489	.00070	.00377	.00052	.00585	.00074	.00181	.00633	.01354
%RSD	.93836	326.67	838.00	15.389	1112.7	93.567	27.504	4.0010	4.0010
#1	51.820	.00028	-.00312	.00303	-.00466	.00132	.00787	.16265	.34807
#2	52.512	-.00071	.00222	.00377	.00361	.00027	.00530	.15370	.32891
Check ?	Chk Pass	Chk Pass	Chk Pass	Chk Pass	Chk Pass	Chk Pass	Chk Pass	Chk Pass	Chk Pass
High Limit									
Low Limit									

Elem	Sn1899	Sr4077	Th2837	Ti3349	Tl1908	U_3701	V_2924	Zn2062	Zr3391
Line	189.989 {477}	407.771 { 83}	283.730 {119}	334.904 {101}	190.856 {477}	370.152 { 91}	292.402 {115}	206.200 {163}	339.198 { 99}
Units	ppm	ppm	ppm	ppm	ppm	ppm	ppm	ppm	ppm
Avg	**-.00017**	**.00856**	**.00218**	**-.00004**	**.00071**	**-.00173**	**.00036**	**-.00038**	**-.00190**
Stddev	.00002	.00001	.00180	.00084	.00109	.08127	.00005	.00039	.00040
%RSD	12.902	.16872	82.191	2106.1	153.38	4687.9	12.784	103.24	21.266
#1	-.00015	.00857	.00092	-.00063	.00148	-.05920	.00039	-.00066	-.00162
#2	-.00018	.00855	.00345	.00055	-.00006	.05574	.00032	-.00010	-.00219
Check ?	Chk Pass	Chk Pass	Chk Pass	Chk Pass	Chk Pass	Chk Pass	Chk Pass	Chk Pass	Chk Pass
High Limit									
Low Limit									

Int. Std.	Y_2243	Y_3600	Y_3774
Line	224.306 {450}	360.073 { 94}	377.433 { 89}
Units	Cts/S	Cts/S	Cts/S
Avg	**2695.2**	**41678.**	**2156.0**
Stddev	3.8	210.	10.9
%RSD	.13978	.50335	.50361
#1	2697.8	41826.	2148.3
#2	2692.5	41529.	2163.7

Sample Name: 280-82983-A-3-D MS Acquired: 5/18/2016 15:07:35 Type: Unk
Method: 6500_025(v6) Mode: CONC Corr. Factor: 1.000000
User: CRHOADES Prep Date: Custom ID2: Custom ID3:
Comment: 325378 6010C (Se) Q5

Elem	Ag3280	Al1670	As1890	B_2089	Ba4554	Be3130	Bi2230	Ca3179	Cd2288
Line	328.068 {103}	167.079 {502}	189.042 {478}	208.959 {461}	455.403 { 74}	313.042 {108}	223.061 {451}	317.933 {106}	228.802 {447}
Units	ppm	ppm	ppm	ppm	ppm	ppm	ppm	ppm	ppm
Avg	W **.21078**	**.44864**	**.85669**	**.21574**	**2.4990**	**.00961**	F **.42696**	**19.213**	**.23271**
Stddev	.00037	.00032	.00319	.00114	.0075	.00017	.00160	.199	.00097
%RSD	.17366	.07082	.37256	.53033	.29879	1.7206	.37476	1.0333	.41664
#1	.21052	.44886	.85443	.21493	2.5043	.00949	.42583	19.353	.23202
#2	.21104	.44841	.85894	.21654	2.4937	.00973	.42809	19.073	.23340
Check ?	Chk Warn	Chk Pass	Chk Pass	Chk Pass	Chk Pass	Chk Pass	Chk Fail	Chk Pass	Chk Pass
High Limit	.10000						.10000		
Low Limit	-.01000						-.10000		

Elem	Co2286	Cr2055	Cu3247	Fe2599	K_7664	Li6707	Mg2790	Mn2576	Mo2020
Line	228.616 {447}	205.560 {464}	324.754 {104}	259.940 {130}	766.490 { 44}	670.784 { 50}	279.079 {121}2	257.610 {131}	202.030 {467}
Units	ppm	ppm	ppm	ppm	ppm	ppm	ppm	ppm	ppm
Avg	**.09964**	**1.0456**	**.47638**	**.21782**	**10.815**	**.19807**	**12.414**	**.13959**	**.21274**
Stddev	.00119	.0005	.00076	.00820	.116	.00007	.006	.00011	.00090
%RSD	1.1981	.04663	.16037	3.7669	1.0682	.03666	.04805	.08047	.42118
#1	.09880	1.0453	.47584	.21202	10.733	.19812	12.410	.13951	.21210
#2	.10048	1.0460	.47692	.22362	10.896	.19802	12.419	.13967	.21337
Check ?	Chk Pass	Chk Pass	Chk Pass	Chk Pass	Chk Pass	Chk Pass	Chk Pass	Chk Pass	Chk Pass
High Limit									
Low Limit									

Elem	Na8183	Ni2316	P_1782	Pb2203	S_1820	Sb2068	Se1960	Si2881	SiO2
Line	818.326 { 41}	231.604 {446}	178.284 {489}	220.353 {453}	182.034 {485}	206.833 {463}	196.090 {472}	288.158 {117}	288.158 {117}2
Units	ppm	ppm	ppm	ppm	ppm	ppm	ppm	ppm	ppm
Avg	**292.57**	**.10044**	W **2.1322**	**1.1787**	**.46922**	**.10448**	**.67560**	**2.7555**	**5.8967**
Stddev	.44	.00165	.0328	.0257	.00562	.00393	.02111	.0182	.0390
%RSD	.15202	1.6430	1.5409	2.1815	1.1988	3.7637	3.1253	.66186	.66186
#1	292.88	.09927	2.1089	1.1605	.46524	.10170	.66067	2.7684	5.9243
#2	292.26	.10161	2.1554	1.1969	.47319	.10726	.69053	2.7426	5.8691
Check ?	Chk Pass	Chk Pass	Chk Warn	Chk Pass	Chk Pass	Chk Pass	Chk Pass	Chk Pass	Chk Pass
High Limit			2.0000						
Low Limit			-1.0000						

Elem	Sn1899	Sr4077	Th2837	Ti3349	Tl1908	U_3701	V_2924	Zn2062	Zr3391
Line	189.989 {477}	407.771 { 83}	283.730 {119}	334.904 {101}	190.856 {477}	370.152 { 91}	292.402 {115}	206.200 {163}	339.198 { 99}
Units	ppm	ppm	ppm	ppm	ppm	ppm	ppm	ppm	ppm
Avg	**.41478**	**.24259**	**.19144**	**.19069**	**.34379**	**.40966**	**.09638**	**.49606**	**.10211**
Stddev	.01024	.00087	.00087	.00120	.00410	.03177	.00060	.00758	.00354
%RSD	2.4697	.36022	.45313	.63187	1.1940	7.7546	.61823	1.5290	3.4656
#1	.40754	.24320	.19206	.18983	.34669	.38720	.09596	.50143	.10461
#2	.42202	.24197	.19083	.19154	.34089	.43213	.09680	.49070	.09961
Check ?	Chk Pass	Chk Pass	Chk Pass	Chk Pass	Chk Pass	Chk Pass	Chk Pass	Chk Pass	Chk Pass
High Limit									
Low Limit									

Int. Std.	Y_2243	Y_3600	Y_3774
Line	224.306 {450}	360.073 { 94}	377.433 { 89}
Units	Cts/S	Cts/S	Cts/S
Avg	**2655.6**	**40301.**	**2193.7**
Stddev	6.5	28.	4.2
%RSD	.24562	.06932	.19013
#1	2651.0	40281.	2190.7
#2	2660.2	40321.	2196.6

Sample Name: 280-82983-A-3-E MSD Acquired: 5/18/2016 15:10:08 Type: Unk
Method: 6500_025(v6) Mode: CONC Corr. Factor: 1.000000
User: CRHOADES Prep Date: Custom ID2: Custom ID3:
Comment: 325378 6010C (Se) Q5

Elem	Ag3280	Al1670	As1890	B_2089	Ba4554	Be3130	Bi2230	Ca3179	Cd2288
Line	328.068 {103}	167.079 {502}	189.042 {478}	208.959 {461}	455.403 { 74}	313.042 {108}	223.061 {451}	317.933 {106}	228.802 {447}
Units	ppm	ppm	ppm	ppm	ppm	ppm	ppm	ppm	ppm
Avg	W **.21164**	**.45335**	**.86849**	**.21649**	**2.5057**	**.00996**	F **.43072**	**19.199**	**.23152**
Stddev	.00114	.00188	.00524	.00136	.0466	.00054	.00430	.400	.00319
%RSD	.53892	.41525	.60367	.62858	1.8585	5.4145	.99768	2.0839	1.3760
#1	.21245	.45201	.86478	.21552	2.5386	.01034	.42768	19.481	.22927
#2	.21084	.45468	.87220	.21745	2.4728	.00958	.43376	18.916	.23377
Check ?	Chk Warn	Chk Pass	Chk Pass	Chk Pass	Chk Pass	Chk Pass	Chk Fail	Chk Pass	Chk Pass
High Limit	.10000						.10000		
Low Limit	-.01000						-.10000		

Elem	Co2286	Cr2055	Cu3247	Fe2599	K_7664	Li6707	Mg2790	Mn2576	Mo2020
Line	228.616 {447}	205.560 {464}	324.754 {104}	259.940 {130}	766.490 { 44}	670.784 { 50}	279.079 {121}2	257.610 {131}	202.030 {467}
Units	ppm	ppm	ppm	ppm	ppm	ppm	ppm	ppm	ppm
Avg	**.09946**	**1.0589**	**.47868**	**.21788**	**11.004**	**.19990**	**12.436**	**.14026**	**.21244**
Stddev	.00196	.0046	.00244	.00620	.044	.00125	.006	.00020	.00304
%RSD	1.9690	.43722	.50926	2.8452	.40441	.62706	.05058	.14125	1.4315
#1	.09807	1.0557	.48040	.21349	11.035	.20078	12.440	.14040	.21029
#2	.10084	1.0622	.47695	.22226	10.973	.19901	12.431	.14012	.21460
Check ?	Chk Pass	Chk Pass	Chk Pass	Chk Pass	Chk Pass	Chk Pass	Chk Pass	Chk Pass	Chk Pass
High Limit									
Low Limit									

Elem	Na8183	Ni2316	P_1782	Pb2203	S_1820	Sb2068	Se1960	Si2881	SiO2
Line	818.326 { 41}	231.604 {446}	178.284 {489}	220.353 {453}	182.034 {485}	206.833 {463}	196.090 {472}	288.158 {117}	288.158 {117}2
Units	ppm	ppm	ppm	ppm	ppm	ppm	ppm	ppm	ppm
Avg	**293.94**	**.09881**	W **2.0955**	**1.1558**	**.45547**	**.10473**	**.65199**	**2.7940**	**5.9791**
Stddev	.94	.00065	.0272	.0186	.00531	.00561	.00452	.0055	.0117
%RSD	.32093	.65875	1.2970	1.6065	1.1654	5.3523	.69319	.19507	.19507
#1	294.60	.09835	2.0762	1.1427	.45172	.10870	.64879	2.7978	5.9873
#2	293.27	.09927	2.1147	1.1689	.45923	.10077	.65519	2.7901	5.9708
Check ?	Chk Pass	Chk Pass	Chk Warn	Chk Pass	Chk Pass	Chk Pass	Chk Pass	Chk Pass	Chk Pass
High Limit			2.0000						
Low Limit			-1.0000						

Elem	Sn1899	Sr4077	Th2837	Ti3349	Tl1908	U_3701	V_2924	Zn2062	Zr3391
Line	189.989 {477}	407.771 { 83}	283.730 {119}	334.904 {101}	190.856 {477}	370.152 { 91}	292.402 {115}	206.200 {163}	339.198 { 99}
Units	ppm	ppm	ppm	ppm	ppm	ppm	ppm	ppm	ppm
Avg	**.40590**	**.24253**	**.19661**	**.19319**	**.35508**	**.40811**	**.09666**	**.49373**	**.10494**
Stddev	.00667	.00383	.00512	.00015	.00788	.01285	.00102	.00094	.00484
%RSD	1.6431	1.5781	2.6040	.07807	2.2200	3.1485	1.0600	.18971	4.6147
#1	.40118	.24524	.20023	.19329	.36066	.41720	.09738	.49439	.10152
#2	.41061	.23982	.19299	.19308	.34951	.39903	.09593	.49307	.10836
Check ?	Chk Pass	Chk Pass	Chk Pass	Chk Pass	Chk Pass	Chk Pass	Chk Pass	Chk Pass	Chk Pass
High Limit									
Low Limit									

Int. Std.	Y_2243	Y_3600	Y_3774
Line	224.306 {450}	360.073 { 94}	377.433 { 89}
Units	Cts/S	Cts/S	Cts/S
Avg	**2637.7**	**40976.**	**2209.1**
Stddev	16.3	59.	66.8
%RSD	.61873	.14425	3.0239
#1	2649.3	40935.	2161.9
#2	2626.2	41018.	2256.4

Sample Name: 280-82983-A-3-B PDS Acquired: 5/18/2016 15:12:42 Type: Unk
Method: 6500_025(v6) Mode: CONC Corr. Factor: 1.000000
User: CRHOADES Prep Date: Custom ID2: Custom ID3:
Comment: 325378 6010C (Se) Q5

Elem	Ag3280	Al1670	As1890	B_2089	Ba4554	Be3130	Bi2230	Ca3179	Cd2288
Line	328.068 {103}	167.079 {502}	189.042 {478}	208.959 {461}	455.403 { 74}	313.042 {108}	223.061 {451}	317.933 {106}	228.802 {447}
Units	ppm	ppm	ppm	ppm	ppm	ppm	ppm	ppm	ppm
Avg	**.04969**	**1.0475**	**.20688**	**.11542**	**.17049**	**.04792**	**.00257**	**29.196**	**.05023**
Stddev	.00012	.0043	.00009	.00003	.00666	.00099	.00416	1.321	.00001
%RSD	.23590	.41570	.04566	.02357	3.9087	2.0662	162.06	4.5251	.01534
#1	.04961	1.0506	.20695	.11540	.17521	.04862	.00551	30.130	.05022
#2	.04977	1.0444	.20681	.11544	.16578	.04722	-.00038	28.262	.05023
Check ?	Chk Pass	Chk Pass	Chk Pass	Chk Pass	Chk Pass	Chk Pass	Chk Pass	Chk Pass	Chk Pass
High Limit									
Low Limit									

Elem	Co2286	Cr2055	Cu3247	Fe2599	K_7664	Li6707	Mg2790	Mn2576	Mo2020
Line	228.616 {447}	205.560 {464}	324.754 {104}	259.940 {130}	766.490 { 44}	670.784 { 50}	279.079 {121}2	257.610 {131}	202.030 {467}
Units	ppm	ppm	ppm	ppm	ppm	ppm	ppm	ppm	ppm
Avg	**.04911**	**.05081**	**.05983**	**2.5868**	**21.315**	**.10174**	**22.275**	**.10832**	**.05216**
Stddev	.00037	.00057	.00020	.0485	.139	.00106	.035	.00011	.00037
%RSD	.75042	1.1283	.33475	1.8731	.64999	1.0372	.15622	.10296	.71281
#1	.04885	.05122	.05997	2.6211	21.413	.10248	22.251	.10839	.05189
#2	.04937	.05041	.05969	2.5526	21.217	.10099	22.300	.10824	.05242
Check ?	Chk Pass	Chk Pass	Chk Pass	Chk Pass	Chk Pass	Chk Pass	Chk Pass	Chk Pass	Chk Pass
High Limit									
Low Limit									

Elem	Na8183	Ni2316	P_1782	Pb2203	S_1820	Sb2068	Se1960	Si2881	SiO2
Line	818.326 { 41}	231.604 {446}	178.284 {489}	220.353 {453}	182.034 {485}	206.833 {463}	196.090 {472}	288.158 {117}	288.158 {117}2
Units	ppm	ppm	ppm	ppm	ppm	ppm	ppm	ppm	ppm
Avg	**318.12**	**.04823**	W **2.0525**	**.11169**	**.04822**	**.10385**	**.21223**	**5.7618**	**12.330**
Stddev	15.62	.00096	.0025	.00475	.00201	.00079	.00116	.0105	.022
%RSD	4.9088	1.9940	.12351	4.2526	4.1721	.75962	.54485	.18206	.18206
#1	329.16	.04891	2.0507	.10833	.04964	.10329	.21142	5.7543	12.314
#2	307.08	.04755	2.0543	.11505	.04679	.10441	.21305	5.7692	12.346
Check ?	Chk Pass	Chk Pass	Chk Warn	Chk Pass	Chk Pass	Chk Pass	Chk Pass	Chk Pass	Chk Pass
High Limit			2.0000						
Low Limit			-1.0000						

Elem	Sn1899	Sr4077	Th2837	Ti3349	Tl1908	U_3701	V_2924	Zn2062	Zr3391
Line	189.989 {477}	407.771 { 83}	283.730 {119}	334.904 {101}	190.856 {477}	370.152 { 91}	292.402 {115}	206.200 {163}	339.198 { 99}
Units	ppm	ppm	ppm	ppm	ppm	ppm	ppm	ppm	ppm
Avg	**.09727**	**.10249**	**.19982**	**.04921**	**.19920**	**.48840**	**.05116**	**.23201**	**.05290**
Stddev	.00034	.00009	.00272	.00038	.00369	.00583	.00090	.00107	.00282
%RSD	.35169	.08922	1.3596	.77037	1.8521	1.1935	1.7580	.45968	5.3352
#1	.09751	.10256	.19790	.04894	.19659	.49252	.05179	.23277	.05490
#2	.09703	.10243	.20174	.04948	.20181	.48428	.05052	.23126	.05091
Check ?	Chk Pass	Chk Pass	Chk Pass	Chk Pass	Chk Pass	Chk Pass	Chk Pass	Chk Pass	Chk Pass
High Limit									
Low Limit									

Int. Std.	Y_2243	Y_3600	Y_3774
Line	224.306 {450}	360.073 { 94}	377.433 { 89}
Units	Cts/S	Cts/S	Cts/S
Avg	**2675.2**	**40380.**	**2260.3**
Stddev	26.2	99.	93.4
%RSD	.97958	.24559	4.1342
#1	2656.7	40310.	2194.3
#2	2693.7	40450.	2326.4

Sample Name: 280-83060-D-1-H Acquired: 5/18/2016 15:15:20 Type: Unk
Method: 6500_025(v6) Mode: CONC Corr. Factor: 1.000000
User: CRHOADES Prep Date: Custom ID2: Custom ID3:
Comment: 325378 6010C (Se) Q5

Elem	Ag3280	Al1670	As1890	B_2089	Ba4554	Be3130	Bi2230	Ca3179	Cd2288
Line	328.068 {103}	167.079 {502}	189.042 {478}	208.959 {461}	455.403 { 74}	313.042 {108}	223.061 {451}	317.933 {106}	228.802 {447}
Units	ppm	ppm	ppm	ppm	ppm	ppm	ppm	ppm	ppm
Avg	**-.00087**	**.01502**	**.00075**	**.01412**	**.13641**	**.00013**	**-.00161**	**149.59**	**-.00009**
Stddev	.00028	.00009	.00476	.00053	.00053	.00021	.00020	.15	.00019
%RSD	32.429	.57727	637.21	3.7615	.38646	162.24	12.168	.10268	207.43
#1	-.00108	.01508	-.00262	.01374	.13679	-.00002	-.00175	149.48	.00004
#2	-.00067	.01496	.00411	.01449	.13604	.00027	-.00147	149.70	-.00022
Check ?	Chk Pass	Chk Pass	Chk Pass	Chk Pass	Chk Pass	Chk Pass	Chk Pass	Chk Pass	Chk Pass
High Limit									
Low Limit									

Elem	Co2286	Cr2055	Cu3247	Fe2599	K_7664	Li6707	Mg2790	Mn2576	Mo2020
Line	228.616 {447}	205.560 {464}	324.754 {104}	259.940 {130}	766.490 { 44}	670.784 { 50}	279.079 {121}2	257.610 {131}	202.030 {467}
Units	ppm	ppm	ppm	ppm	ppm	ppm	ppm	ppm	ppm
Avg	**.00510**	**.00024**	**.00329**	**13.451**	**1.5301**	**.00961**	**3.6312**	**1.0899**	**-.00013**
Stddev	.00029	.00027	.00090	.044	.0141	.00011	.0215	.0034	.00056
%RSD	5.6116	111.71	27.191	.32844	.92178	1.1216	.59092	.31528	419.23
#1	.00490	.00043	.00266	13.420	1.5401	.00969	3.6464	1.0923	-.00053
#2	.00530	.00005	.00393	13.483	1.5202	.00954	3.6161	1.0874	.00026
Check ?	Chk Pass	Chk Pass	Chk Pass	Chk Pass	Chk Pass	Chk Pass	Chk Pass	Chk Pass	Chk Pass
High Limit									
Low Limit									

Elem	Na8183	Ni2316	P_1782	Pb2203	S_1820	Sb2068	Se1960	Si2881	SiO2
Line	818.326 { 41}	231.604 {446}	178.284 {489}	220.353 {453}	182.034 {485}	206.833 {463}	196.090 {472}	288.158 {117}	288.158 {117}2
Units	ppm	ppm	ppm	ppm	ppm	ppm	ppm	ppm	ppm
Avg	**356.69**	**.01012**	**.00871**	**.00003**	**23.453**	**.00347**	**.00188**	**2.8267**	**6.0491**
Stddev	1.34	.00005	.00253	.00247	.008	.00141	.00471	.0127	.0272
%RSD	.37475	.44857	29.068	9563.1	.03599	40.774	250.15	.44975	.44975
#1	355.74	.01015	.00692	-.00172	23.447	.00447	-.00145	2.8177	6.0298
#2	357.63	.01009	.01050	.00178	23.459	.00247	.00522	2.8357	6.0683
Check ?	Chk Pass	Chk Pass	Chk Pass	Chk Pass	Chk Pass	Chk Pass	Chk Pass	Chk Pass	Chk Pass
High Limit									
Low Limit									

Elem	Sn1899	Sr4077	Th2837	Ti3349	Tl1908	U_3701	V_2924	Zn2062	Zr3391
Line	189.989 {477}	407.771 { 83}	283.730 {119}	334.904 {101}	190.856 {477}	370.152 { 91}	292.402 {115}	206.200 {163}	339.198 { 99}
Units	ppm	ppm	ppm	ppm	ppm	ppm	ppm	ppm	ppm
Avg	**-.00139**	**.48668**	**-.00166**	**-.00040**	**.00063**	**.01000**	**.00047**	**.00159**	**.00312**
Stddev	.00012	.00127	.00178	.00033	.00224	.04035	.00001	.00050	.00241
%RSD	8.5330	.26086	107.45	82.391	356.43	403.36	2.4528	31.664	77.198
#1	-.00131	.48579	-.00040	-.00017	-.00095	-.01853	.00047	.00195	.00142
#2	-.00148	.48758	-.00292	-.00064	.00221	.03854	.00046	.00123	.00482
Check ?	Chk Pass	Chk Pass	Chk Pass	Chk Pass	Chk Pass	Chk Pass	Chk Pass	Chk Pass	Chk Pass
High Limit									
Low Limit									

Int. Std.	Y_2243	Y_3600	Y_3774
Line	224.306 {450}	360.073 { 94}	377.433 { 89}
Units	Cts/S	Cts/S	Cts/S
Avg	**2590.9**	**39704.**	**2117.5**
Stddev	3.9	145.	3.6
%RSD	.15061	.36512	.16866
#1	2593.7	39601.	2120.0
#2	2588.1	39806.	2115.0

Sample Name: CCVH-3894253 Acquired: 5/18/2016 15:17:59 Type: QC
Method: 6500_025(v6) Mode: CONC Corr. Factor: 1.000000
User: CRHOADES Prep Date: Custom ID2: Custom ID3:
Comment:

Elem	Ag3280	Al3092	As1890	B_2089	Ba4554	Be3130	Bi2230	Ca3179	Cd2288	Co2286	Cr2055
Units	ppm	ppm	ppm	ppm	ppm	ppm	ppm	ppm	ppm	ppm	ppm
Avg	**-.00059**	**53.500**	**-.00794**	**.00315**	**-.00020**	**.00029**	W **1.0816**	**.00324**	**-.00089**	**-.00114**	**.00032**
Stddev	.00004	.229	.00541	.00040	.00014	.00002	.0026	.00386	.00005	.00040	.00022
%RSD	5.9302	.42865	68.217	12.718	69.238	5.9002	.24009	118.87	5.7874	35.549	69.459
#1	-.00057	53.338	-.01177	.00344	-.00030	.00028	1.0835	.00052	-.00086	-.00085	.00048
#2	-.00062	53.662	-.00411	.00287	-.00010	.00031	1.0798	.00597	-.00093	-.00142	.00016
Check ?	None	Chk Pass	None	None	None	None	Chk Warn	None	None	None	None
Value							1.0000				
Range							5.0000%				

Elem	Cu3247	Fe2714	K_7664	Li6707	Mg2790	Mn2576	Mo2020	Na8183	Ni2316	P_1782	Pb2203
Units	ppm	ppm	ppm	ppm	ppm	ppm	ppm	ppm	ppm	ppm	ppm
Avg	**.00233**	**50.408**	**.41573**	**.00472**	**.01586**	**.00001**	**-.00154**	**259.03**	**.00112**	**.00326**	**-.00116**
Stddev	.00028	.007	.00389	.00282	.00012	.00002	.00029	.73	.00005	.00229	.00143
%RSD	12.119	.01392	.93609	59.710	.74418	165.94	18.777	.28052	4.2614	70.311	122.56
#1	.00213	50.413	.41848	.00273	.01595	.00003	-.00134	258.51	.00115	.00164	-.00016
#2	.00253	50.403	.41298	.00672	.01578	.00000	-.00175	259.54	.00109	.00489	-.00217
Check ?	None	Chk Pass	None	None	None	None	None	Chk Pass	None	None	None
Value											
Range											

Elem	S_1820	Sb2068	Se1960	Si2881	SiO2	Sn1899	Sr4077	Th2837	Ti3349	Tl1908	U_3701
Units	ppm	ppm	ppm	ppm	ppm	ppm	ppm	ppm	ppm	ppm	ppm
Avg	W **5.2698**	**-.00998**	**.00682**	**-.02113**	**-.04522**	**.00034**	**.00032**	**4.8686**	**.00358**	**-.00138**	W **10.633**
Stddev	.0135	.00216	.00465	.00225	.00482	.00037	.00036	.0095	.00025	.00431	.028
%RSD	.25572	21.643	68.147	10.667	10.667	109.57	113.58	.19578	6.9928	312.34	.26736
#1	5.2794	-.00846	.00353	-.01954	-.04181	.00008	.00006	4.8753	.00340	-.00443	10.653
#2	5.2603	-.01151	.01011	-.02272	-.04863	.00060	.00058	4.8619	.00376	.00167	10.613
Check ?	Chk Warn	None	None	None	None	None	None	Chk Pass	None	None	Chk Warn
Value	5.0000										10.000
Range	5.0000%										5.0000%

Elem	V_2924	Zn2062	Zr3391
Units	ppm	ppm	ppm
Avg	**.00817**	**-.00080**	**.05926**
Stddev	.00004	.00125	.00056
%RSD	.52434	156.05	.93946
#1	.00814	-.00169	.05965
#2	.00820	.00008	.05887
Check ?	None	None	None
Value			
Range			

Int. Std.	Y_2243	Y_3600	Y_3774
Units	Cts/S	Cts/S	Cts/S
Avg	**2604.4**	**40203.**	**2108.8**
Stddev	13.2	112.	10.6
%RSD	.50643	.27924	.50059
#1	2613.7	40283.	2101.3
#2	2595.0	40124.	2116.3

Sample Name: CCV-3894251 Acquired: 5/18/2016 15:20:37 Type: QC
Method: 6500_025(v6) Mode: CONC Corr. Factor: 1.000000
User: CRHOADES Prep Date: Custom ID2: Custom ID3:
Comment:

Elem	Ag3280	Al1670	As1890	B_2089	Ba4554	Be3130	Bi2230	Ca3179	Cd2288	Co2286	Cr2055	Cu3247	Fe2599
Units	ppm	ppm	ppm	ppm	ppm	ppm	ppm	ppm	ppm	ppm	ppm	ppm	ppm
Avg	**.50091**	**.54085**	**1.0317**	**.50232**	**.51395**	**.48766**	**-.00044**	**5.0713**	**.50245**	**.51234**	**.51347**	**.52032**	**2.4891**
Stddev	.00069	.00391	.0184	.00640	.00632	.00059	.00054	.0153	.00140	.01077	.01171	.00015	.0103
%RSD	.13751	.72226	1.7846	1.2747	1.2303	.12126	123.61	.30191	.27772	2.1016	2.2799	.02966	.41373
#1	.50140	.53809	1.0187	.49779	.51842	.48808	-.00082	5.0821	.50344	.50473	.50519	.52021	2.4964
#2	.50042	.54361	1.0447	.50685	.50947	.48724	-.00006	5.0605	.50146	.51996	.52175	.52043	2.4818
Check ?	Chk Pass	Chk Pass	Chk Pass	Chk Pass	Chk Pass	Chk Pass	None	Chk Pass	Chk Pass	Chk Pass	Chk Pass	Chk Pass	Chk Pass
Value													
Range													

Elem	K_7664	Li6707	Mg2790	Mn2576	Mo2020	Na5895	Ni2316	P_1782	Pb2203	S_1820	Sb2068	Se1960	Si2881
Units	ppm	ppm	ppm	ppm	ppm	ppm	ppm	ppm	ppm	ppm	ppm	ppm	ppm
Avg	**50.178**	**1.0114**	**19.723**	**.48995**	**.51279**	**5.2364**	**.50666**	**.99739**	**1.0285**	**-.01255**	**1.0092**	**1.0329**	**4.9361**
Stddev	.577	.0117	.032	.00080	.01129	.0166	.01071	.01531	.0226	.00581	.0251	.0238	.0042
%RSD	1.1497	1.1518	.16381	.16267	2.2012	.31655	2.1134	1.5352	2.1981	46.316	2.4837	2.3062	.08403
#1	50.586	1.0197	19.700	.48939	.50480	5.2481	.49908	.98657	1.0125	-.00844	.99146	1.0160	4.9332
#2	49.770	1.0032	19.745	.49052	.52077	5.2246	.51423	1.0082	1.0445	-.01666	1.0269	1.0497	4.9390
Check ?	Chk Pass	Chk Pass	Chk Pass	Chk Pass	Chk Pass	Chk Pass	Chk Pass	Chk Pass	Chk Pass	None	Chk Pass	Chk Pass	Chk Pass
Value													
Range													

Elem	SiO2	Sn1899	Sr4077	Th2837	Ti3349	Tl1908	U_3701	V_2924	Zn2062	Zr3391
Units	ppm	ppm	ppm	ppm	ppm	ppm	ppm	ppm	ppm	ppm
Avg	**10.563**	**1.0231**	**.50292**	**.00175**	**.48282**	**1.0419**	**-.00249**	**.49587**	**.48457**	**.50510**
Stddev	.009	.0201	.00423	.00326	.00182	.0144	.04834	.00542	.00154	.00378
%RSD	.08403	1.9627	.84197	185.95	.37594	1.3813	1939.5	1.0931	.31724	.74902
#1	10.557	1.0089	.50592	-.00055	.48153	1.0317	.03169	.49970	.48566	.50777
#2	10.569	1.0373	.49993	.00405	.48410	1.0521	-.03667	.49203	.48348	.50242
Check ?	Chk Pass	Chk Pass	Chk Pass	None	Chk Pass	Chk Pass	None	Chk Pass	Chk Pass	Chk Pass
Value										
Range										

Int. Std.	Y_2243	Y_3600	Y_3774
Units	Cts/S	Cts/S	Cts/S
Avg	**2684.6**	**40725.**	**2132.2**
Stddev	26.1	95.	7.9
%RSD	.97117	.23230	.36946
#1	2703.0	40792.	2137.8
#2	2666.2	40658.	2126.6

Sample Name: CCB Acquired: 5/18/2016 15:23:10 Type: QC
Method: 6500_025(v6) Mode: CONC Corr. Factor: 1.000000
User: CRHOADES Prep Date: Custom ID2: Custom ID3:
Comment:

Elem	Ag3280	Al1670	As1890	B_2089	Ba4554	Be3130	Bi2230	Ca3179	Cd2288	Co2286	Cr2055
Units	ppm	ppm	ppm	ppm	ppm	ppm	ppm	ppm	ppm	ppm	ppm
Avg	**-.00008**	**-.00040**	**.00310**	**.00241**	**-.00021**	**.00017**	**.00187**	**-.00869**	**-.00031**	**.00013**	**.00004**
Stddev	.00083	.00048	.00201	.00088	.00062	.00008	.00172	.00300	.00021	.00006	.00030
%RSD	1045.0	119.71	64.738	36.345	288.66	48.976	92.274	34.548	67.170	47.810	673.78
#1	-.00066	-.00006	.00168	.00303	-.00065	.00011	.00065	-.01082	-.00046	.00017	.00026
#2	.00050	-.00074	.00452	.00179	.00022	.00023	.00309	-.00657	-.00016	.00008	-.00017
Check ?	Chk Pass	Chk Pass	Chk Pass	Chk Pass	Chk Pass	Chk Pass	Chk Pass	Chk Pass	Chk Pass	Chk Pass	Chk Pass
High Limit											
Low Limit											

Elem	Cu3247	Fe2599	K_7664	Li6707	Mg2790	Mn2576	Mo2020	Na5895	Ni2316	P_1782	Pb2203
Units	ppm	ppm	ppm	ppm	ppm	ppm	ppm	ppm	ppm	ppm	ppm
Avg	**-.00038**	**-.00744**	**.05893**	**.00203**	**.00363**	**-.00003**	**.00192**	**.14988**	**-.00094**	**.00243**	**-.00080**
Stddev	.00017	.00642	.05955	.00254	.00157	.00010	.00111	.01978	.00062	.00214	.00091
%RSD	45.590	86.335	101.04	125.23	43.296	309.09	57.773	13.196	65.270	87.735	113.99
#1	-.00026	-.00290	.01683	.00382	.00252	.00004	.00114	.13589	-.00051	.00395	-.00144
#2	-.00050	-.01198	.10104	.00023	.00474	-.00011	.00271	.16386	-.00138	.00092	-.00015
Check ?	Chk Pass	Chk Pass	Chk Pass	Chk Pass	Chk Pass	Chk Pass	Chk Pass	Chk Pass	Chk Pass	Chk Pass	Chk Pass
High Limit											
Low Limit											

Elem	S_1820	Sb2068	Se1960	Si2881	SiO2	Sn1899	Sr4077	Th2837	Ti3349	Tl1908	U_3701
Units	ppm	ppm	ppm	ppm	ppm	ppm	ppm	ppm	ppm	ppm	ppm
Avg	**-.01731**	W **.00417**	W **.00946**	**.05124**	**.10964**	**.00020**	**.00006**	**-.00022**	**-.00016**	**.00347**	**-.03231**
Stddev	.00264	.00095	.00202	.01627	.03482	.00029	.00008	.00106	.00014	.00132	.07884
%RSD	15.237	22.678	21.376	31.756	31.756	141.84	147.28	471.63	82.897	38.054	244.05
#1	-.01545	.00350	.01089	.03973	.08502	.00041	.00000	-.00097	-.00026	.00254	.02345
#2	-.01918	.00484	.00803	.06274	.13426	.00000	.00012	.00052	-.00007	.00440	-.08806
Check ?	Chk Pass	Chk Warn	Chk Warn	Chk Pass	Chk Pass	Chk Pass	Chk Pass	Chk Pass	Chk Pass	Chk Pass	Chk Pass
High Limit		.00100	.00750								
Low Limit		-.00100	-.01500								

Elem	V_2924	Zn2062	Zr3391
Units	ppm	ppm	ppm
Avg	**.00068**	**-.00058**	**.00265**
Stddev	.00029	.00071	.00178
%RSD	42.286	121.70	67.161
#1	.00088	-.00109	.00139
#2	.00048	-.00008	.00391
Check ?	Chk Pass	Chk Pass	Chk Pass
High Limit			
Low Limit			

Int. Std.	Y_2243	Y_3600	Y_3774
Units	Cts/S	Cts/S	Cts/S
Avg	**2697.1**	**41862.**	**2152.9**
Stddev	1.1	192.	36.6
%RSD	.04065	.45937	1.7003
#1	2697.9	41726.	2127.0
#2	2696.3	41998.	2178.8

Sample Name: CCVL-3897520 Acquired: 5/18/2016 15:25:34 Type: QC
Method: 6500_025(v6) Mode: CONC Corr. Factor: 1.000000
User: CRHOADES Prep Date: Custom ID2: Custom ID3:
Comment:

Elem	Ag3280	Al1670	As1890	B_2089	Ba4554	Be3130	Bi2230	Ca3179	Cd2288	Co2286	Cr2055	Cu3247
Units	ppm	ppm	ppm	ppm	ppm	ppm	ppm	ppm	ppm	ppm	ppm	ppm
Avg	**.00960**	**.10916**	F **.01957**	**.09634**	**.01044**	**.00115**	**.11296**	**.18410**	**.00456**	**.01027**	**.00998**	**.01578**
Stddev	.00086	.00107	.00307	.00070	.00012	.00022	.00261	.01188	.00023	.00000	.00014	.00039
%RSD	8.9135	.98216	15.709	.72281	1.1257	18.733	2.3141	6.4530	4.9499	.00614	1.4533	2.4509
#1	.00899	.10840	.02175	.09683	.01036	.00100	.11111	.19250	.00472	.01027	.00987	.01605
#2	.01020	.10992	.01740	.09585	.01052	.00131	.11481	.17570	.00440	.01027	.01008	.01551
Check ?	Chk Pass	Chk Pass	Chk Fail	Chk Pass	Chk Pass	Chk Pass	Chk Pass	Chk Pass	Chk Pass	Chk Pass	Chk Pass	Chk Pass
Value			.01500									
Range			30.000%									

Elem	Fe2599	K_7664	Li6707	Mg2790	Mn2576	Mo2020	Na5895	Ni2316	P_1782	Pb2203	S_1820	Sb2068
Units	ppm	ppm	ppm	ppm	ppm	ppm	ppm	ppm	ppm	ppm	ppm	ppm
Avg	**.10447**	**3.1530**	**.01201**	**.20511**	**.01012**	**.01962**	**1.1192**	**.03981**	**2.8249**	**.01021**	**-.01465**	**.02039**
Stddev	.00204	.0382	.00477	.00641	.00000	.00001	.0442	.00009	.0018	.00022	.00159	.00185
%RSD	1.9538	1.2111	39.695	3.1260	.04239	.06551	3.9475	.21627	.06301	2.1528	10.871	9.0768
#1	.10591	3.1800	.01538	.20964	.01012	.01962	1.1505	.03975	2.8236	.01036	-.01578	.02170
#2	.10302	3.1260	.00864	.20058	.01012	.01961	1.0880	.03987	2.8261	.01005	-.01353	.01908
Check ?	Chk Pass	Chk Pass	Chk Pass	Chk Pass	Chk Pass	Chk Pass	Chk Pass	Chk Pass	Chk Pass	Chk Pass	None	Chk Pass
Value												
Range												

Elem	Se1960	Si2881	SiO2	Sn1899	Sr4077	Th2837	Ti3349	Tl1908	U_3701	V_2924	Zn2062	Zr3391
Units	ppm	ppm	ppm	ppm	ppm	ppm	ppm	ppm	ppm	ppm	ppm	ppm
Avg	F **.01994**	**.49889**	**1.0676**	**.10138**	**.01010**	**.01426**	**.00950**	**.01181**	**.06006**	**.01008**	**.01988**	**.01094**
Stddev	.00514	.05401	.1156	.00148	.00022	.00285	.00014	.00259	.01801	.00132	.00055	.00323
%RSD	25.779	10.827	10.827	1.4629	2.1576	20.012	1.5197	21.895	29.981	13.084	2.7699	29.491
#1	.01631	.46069	.98588	.10033	.00995	.01224	.00940	.01364	.07279	.01101	.02027	.01323
#2	.02358	.53708	1.1494	.10243	.01026	.01628	.00961	.00999	.04732	.00915	.01949	.00866
Check ?	Chk Fail	Chk Pass	Chk Pass	Chk Pass	Chk Pass	Chk Pass	Chk Pass	Chk Pass	Chk Pass	Chk Pass	Chk Pass	Chk Pass
Value	.01500											
Range	30.000%											

Int. Std.	Y_2243	Y_3600	Y_3774
Units	Cts/S	Cts/S	Cts/S
Avg	**2723.7**	**41752.**	**2219.0**
Stddev	14.6	48.	2.2
%RSD	.53467	.11518	.09917
#1	2734.0	41718.	2220.6
#2	2713.4	41786.	2217.5

Sample Name: MB 280-325684/1-A Acquired: 5/18/2016 15:28:15 Type: Unk
Method: 6500_025(v6) Mode: CONC Corr. Factor: 1.000000
User: CRHOADES Prep Date: 5/17 Custom ID2: Custom ID3:
Comment: 325684 SOIL 6010C (B) Q5

Elem	Ag3280	Al1670	As1890	B_2089	Ba4554	Be3130	Bi2230	Ca3179	Cd2288
Line	328.068 {103}	167.079 {502}	189.042 {478}	208.959 {461}	455.403 { 74}	313.042 {108}	223.061 {451}	317.933 {106}	228.802 {447}
Units	ppm	ppm	ppm	ppm	ppm	ppm	ppm	ppm	ppm
Avg	**-.00084**	**.01514**	**.00183**	**.01622**	**-.00062**	**.00019**	**-.00369**	**.09949**	**-.00018**
Stddev	.00032	.00058	.00087	.00044	.00033	.00022	.00306	.01131	.00001
%RSD	37.699	3.7973	47.481	2.6914	53.703	113.37	82.995	11.366	7.3538
#1	-.00107	.01474	.00245	.01653	-.00038	.00004	-.00152	.10749	-.00017
#2	-.00062	.01555	.00122	.01591	-.00085	.00035	-.00585	.09150	-.00019
Check ?	Chk Pass	Chk Pass	Chk Pass	Chk Pass	Chk Pass	Chk Pass	Chk Pass	Chk Pass	Chk Pass
High Limit									
Low Limit									

Elem	Co2286	Cr2055	Cu3247	Fe2599	K_7664	Li6707	Mg2790	Mn2576	Mo2020
Line	228.616 {447}	205.560 {464}	324.754 {104}	259.940 {130}	766.490 { 44}	670.784 { 50}	279.079 {121}2	257.610 {131}	202.030 {467}
Units	ppm	ppm	ppm	ppm	ppm	ppm	ppm	ppm	ppm
Avg	**.00006**	**.00023**	**.00005**	**.01073**	**-.02505**	**-.00173**	**.00649**	**.00023**	**.00018**
Stddev	.00004	.00021	.00067	.00230	.09551	.00131	.00279	.00004	.00004
%RSD	68.012	91.988	1261.0	21.388	381.22	75.472	43.034	15.010	25.475
#1	.00009	.00008	.00053	.01236	-.09259	-.00081	.00846	.00026	.00021
#2	.00003	.00038	-.00042	.00911	.04248	-.00266	.00451	.00021	.00014
Check ?	Chk Pass	Chk Pass	Chk Pass	Chk Pass	Chk Pass	Chk Pass	Chk Pass	Chk Pass	Chk Pass
High Limit									
Low Limit									

Elem	Na5895	Ni2316	P_1782	Pb2203	S_1820	Sb2068	Se1960	Si2881	SiO2
Line	589.592 { 57}	231.604 {446}	178.284 {489}	220.353 {453}	182.034 {485}	206.833 {463}	196.090 {472}	288.158 {117}	288.158 {117}2
Units	ppm	ppm	ppm	ppm	ppm	ppm	ppm	ppm	ppm
Avg	**.11159**	**-.00083**	**.00167**	**-.00069**	**-.01078**	**.00038**	**.00261**	**.07274**	**.15566**
Stddev	.00160	.00024	.00034	.00070	.00036	.00121	.00033	.01208	.02585
%RSD	1.4338	28.626	20.273	101.47	3.3196	320.17	12.485	16.605	16.605
#1	.11272	-.00066	.00191	-.00020	-.01103	.00123	.00238	.06420	.13739
#2	.11046	-.00100	.00143	-.00119	-.01053	-.00048	.00284	.08128	.17394
Check ?	Chk Pass	Chk Pass	Chk Pass	Chk Pass	Chk Pass	Chk Pass	Chk Pass	Chk Pass	None
High Limit									
Low Limit									

Elem	Sn1899	Sr4077	Th2837	Ti3349	Tl1908	U_3701	V_2924	Zn2062	Zr3391
Line	189.989 {477}	407.771 { 83}	283.730 {119}	334.904 {101}	190.856 {477}	370.152 { 91}	292.402 {115}	206.200 {163}	339.198 { 99}
Units	ppm	ppm	ppm	ppm	ppm	ppm	ppm	ppm	ppm
Avg	**.00124**	**.00053**	**-.00004**	**.00061**	**-.00038**	**-.00795**	**.00079**	**.00020**	**.00129**
Stddev	.00005	.00015	.00116	.00012	.00222	.03246	.00064	.00098	.00444
%RSD	4.1244	27.591	2897.6	19.190	582.11	408.42	81.237	490.94	343.11
#1	.00120	.00043	-.00086	.00069	-.00195	-.03090	.00124	.00090	.00444
#2	.00128	.00064	.00078	.00052	.00119	.01501	.00034	-.00050	-.00185
Check ?	Chk Pass	Chk Pass	Chk Pass	Chk Pass	Chk Pass	Chk Pass	Chk Pass	Chk Pass	Chk Pass
High Limit									
Low Limit									

Int. Std.	Y_2243	Y_3600	Y_3774
Line	224.306 {450}	360.073 { 94}	377.433 { 89}
Units	Cts/S	Cts/S	Cts/S
Avg	**2761.4**	**42929.**	**2296.7**
Stddev	16.3	180.	14.7
%RSD	.58880	.41934	.64088
#1	2772.9	42801.	2307.1
#2	2749.9	43056.	2286.3

Sample Name: LCS 280-325684/2-A Acquired: 5/18/2016 15:30:37 Type: Unk
Method: 6500_025(v6) Mode: CONC Corr. Factor: 1.000000
User: CRHOADES Prep Date: Custom ID2: Custom ID3:
Comment: 325684 SOIL 6010C (B) Q5

Elem	Ag3280	Al1670	As1890	B_2089	Ba4554	Be3130	Bi2230	Ca3179	Cd2288
Line	328.068 {103}	167.079 {502}	189.042 {478}	208.959 {461}	455.403 { 74}	313.042 {108}	223.061 {451}	317.933 {106}	228.802 {447}
Units	ppm	ppm	ppm	ppm	ppm	ppm	ppm	ppm	ppm
Avg	**.04948**	**2.1334**	**1.0555**	F **1.1467**	**1.9571**	**.04761**	**2.1381**	**48.081**	**.09906**
Stddev	.00103	.0047	.0005	.0035	.0760	.00221	.0220	1.870	.00067
%RSD	2.0909	.22274	.05087	.30720	3.8814	4.6508	1.0291	3.8892	.67955
#1	.05022	2.1300	1.0559	1.1491	1.9034	.04605	2.1537	46.759	.09953
#2	.04875	2.1367	1.0551	1.1442	2.0108	.04918	2.1226	49.403	.09858
Check ?	Chk Pass	Chk Pass	Chk Pass	Chk Fail	Chk Pass	Chk Pass	None	Chk Pass	Chk Pass
High Limit				1.1000					
Low Limit				.81000					

Elem	Co2286	Cr2055	Cu3247	Fe2599	K_7664	Li6707	Mg2790	Mn2576	Mo2020
Line	228.616 {447}	205.560 {464}	324.754 {104}	259.940 {130}	766.490 { 44}	670.784 { 50}	279.079 {121}2	257.610 {131}	202.030 {467}
Units	ppm	ppm	ppm	ppm	ppm	ppm	ppm	ppm	ppm
Avg	**.48979**	**.20021**	**.25817**	**.97085**	**48.047**	**.97463**	**48.452**	**.47362**	**1.0640**
Stddev	.00313	.00118	.00112	.03007	1.858	.01449	.126	.00074	.0140
%RSD	.63847	.59038	.43536	3.0972	3.8669	1.4864	.26043	.15718	1.3174
#1	.49200	.20104	.25896	.94959	46.734	.96438	48.541	.47415	1.0739
#2	.48758	.19937	.25737	.99211	49.361	.98487	48.363	.47309	1.0541
Check ?	Chk Pass	Chk Pass	Chk Pass	Chk Pass	Chk Pass	Chk Pass	Chk Pass	Chk Pass	Chk Pass
High Limit									
Low Limit									

Elem	Na8183	Ni2316	P_1782	Pb2203	S_1820	Sb2068	Se1960	Si2881	SiO2
Line	818.326 { 41}	231.604 {446}	178.284 {489}	220.353 {453}	182.034 {485}	206.833 {463}	196.090 {472}	288.158 {117}	288.158 {117}2
Units	ppm	ppm	ppm	ppm	ppm	ppm	ppm	ppm	ppm
Avg	**53.016**	**.48479**	**10.134**	**.50540**	**2.0883**	**.52833**	**2.1251**	**2.1402**	**4.5800**
Stddev	1.293	.00342	.067	.00327	.0318	.00968	.0528	.0475	.1016
%RSD	2.4397	.70482	.65996	.64669	1.5215	1.8322	2.4861	2.2189	2.2189
#1	52.102	.48721	10.182	.50771	2.1108	.53517	2.1625	2.1066	4.5081
#2	53.931	.48237	10.087	.50309	2.0659	.52148	2.0878	2.1738	4.6518
Check ?	Chk Pass	Chk Pass	Chk Pass	Chk Pass	None	Chk Pass	Chk Pass	Chk Pass	None
High Limit									
Low Limit									

Elem	Sn1899	Sr4077	Th2837	Ti3349	Tl1908	U_3701	V_2924	Zn2062	Zr3391
Line	189.989 {477}	407.771 { 83}	283.730 {119}	334.904 {101}	190.856 {477}	370.152 { 91}	292.402 {115}	206.200 {163}	339.198 { 99}
Units	ppm	ppm	ppm	ppm	ppm	ppm	ppm	ppm	ppm
Avg	**2.0327**	**.94523**	**.97987**	**.97177**	**1.9738**	**2.0596**	**.48235**	**.47248**	**.53149**
Stddev	.0457	.03658	.00900	.00008	.0745	.0629	.00149	.00601	.00421
%RSD	2.2478	3.8703	.91889	.00867	3.7745	3.0560	.30858	1.2710	.79271
#1	2.0651	.91936	.98624	.97171	2.0265	2.1041	.48340	.46824	.52851
#2	2.0004	.97110	.97351	.97183	1.9211	2.0151	.48130	.47673	.53447
Check ?	Chk Pass	Chk Pass	Chk Pass	Chk Pass	Chk Pass	Chk Pass	Chk Pass	Chk Pass	Chk Pass
High Limit									
Low Limit									

Int. Std.	Y_2243	Y_3600	Y_3774
Line	224.306 {450}	360.073 { 94}	377.433 { 89}
Units	Cts/S	Cts/S	Cts/S
Avg	**2664.7**	**41217.**	**2275.7**
Stddev	2.6	36.	78.3
%RSD	.09835	.08841	3.4411
#1	2666.5	41242.	2331.0
#2	2662.8	41191.	2220.3

Sample Name: 280-82566-A-1-C Acquired: 5/18/2016 15:33:06 Type: Unk
Method: 6500_025(v6) Mode: CONC Corr. Factor: 1.000000
User: CRHOADES Prep Date: Custom ID2: Custom ID3:
Comment: 325684 SOIL 6010C (B) Q5

Elem	Ag3280	Al3092	As1890	B_2089	Ba4554	Be3130	Bi2230	Ca3179	Cd2288
Line	328.068 {103}	309.271 {109}	189.042 {478}	208.959 {461}	455.403 { 74}	313.042 {108}	223.061 {451}	317.933 {106}	228.802 {447}
Units	ppm	ppm	ppm	ppm	ppm	ppm	ppm	ppm	ppm
Avg	**-.00231**	**74.612**	**.01600**	**.05739**	**.78370**	**.00432**	**-.00155**	F **1139.0**	**.00314**
Stddev	.00056	.924	.00280	.00015	.00924	.00009	.00636	2.0	.00002
%RSD	24.249	1.2386	17.522	.25623	1.1785	2.1339	411.23	.17255	.56029
#1	-.00271	73.959	.01402	.05728	.77717	.00426	.00295	1137.6	.00315
#2	-.00192	75.266	.01799	.05749	.79023	.00439	-.00605	1140.4	.00313
Check ?	Chk Pass	Chk Pass	Chk Pass	Chk Pass	Chk Pass	Chk Pass	Chk Pass	Chk Fail	Chk Pass
High Limit								1000.0	
Low Limit								-.10000	

Elem	Co2286	Cr2055	Cu3247	Fe2714	K_7664	Li6707	Mg2790	Mn2576	Mo2020
Line	228.616 {447}	205.560 {464}	324.754 {104}	271.441 {124}	766.490 { 44}	670.784 { 50}	279.079 {121}2	257.610 {131}	202.030 {467}
Units	ppm	ppm	ppm	ppm	ppm	ppm	ppm	ppm	ppm
Avg	**.03395**	**.10244**	**.05440**	**92.833**	**12.928**	**.09573**	**43.738**	**2.0005**	**.00876**
Stddev	.00016	.00020	.00006	.762	.100	.00007	.098	.0044	.00037
%RSD	.47736	.19931	.10298	.82040	.77620	.07046	.22457	.22168	4.2716
#1	.03407	.10230	.05436	92.295	12.858	.09568	43.668	1.9973	.00849
#2	.03384	.10259	.05444	93.372	12.999	.09578	43.807	2.0036	.00902
Check ?	Chk Pass	Chk Pass	Chk Pass	Chk Pass	Chk Pass	Chk Pass	Chk Pass	Chk Pass	Chk Pass
High Limit									
Low Limit									

Elem	Na5895	Ni2316	P_1782	Pb2203	S_1820	Sb2068	Se1960	Si2881	SiO2
Line	589.592 { 57}	231.604 {446}	178.284 {489}	220.353 {453}	182.034 {485}	206.833 {463}	196.090 {472}	288.158 {117}	288.158 {117}2
Units	ppm	ppm	ppm	ppm	ppm	ppm	ppm	ppm	ppm
Avg	**2.1910**	**.08477**	W **2.2393**	**.05065**	**5.6183**	**.00164**	**.01840**	**7.1878**	**15.382**
Stddev	.0030	.00141	.0015	.00074	.0328	.00059	.01254	.0464	.099
%RSD	.13852	1.6643	.06720	1.4656	.58328	36.204	68.182	.64521	.64521
#1	2.1932	.08577	2.2404	.05013	5.6415	.00122	.00953	7.1550	15.312
#2	2.1889	.08378	2.2383	.05118	5.5951	.00206	.02726	7.2205	15.452
Check ?	Chk Pass	Chk Pass	Chk Warn	Chk Pass	Chk Pass	Chk Pass	Chk Pass	Chk Pass	Chk Pass
High Limit			2.0000						
Low Limit			-1.0000						

Elem	Sn1899	Sr4077	Th2837	Ti3349	Tl1908	U_3701	V_2924	Zn2062	Zr3391
Line	189.989 {477}	407.771 { 83}	283.730 {119}	334.904 {101}	190.856 {477}	370.152 { 91}	292.402 {115}	206.200 {163}	339.198 { 99}
Units	ppm	ppm	ppm	ppm	ppm	ppm	ppm	ppm	ppm
Avg	**.00184**	**1.3519**	**.02576**	**1.4323**	**.01257**	F **-.10983**	**.20055**	**.23511**	**.05622**
Stddev	.00246	.0216	.00084	.0055	.00366	.06787	.00220	.00106	.00193
%RSD	133.46	1.5972	3.2544	.38594	29.116	61.793	1.0945	.44953	3.4243
#1	.00010	1.3366	.02635	1.4284	.00998	-.15782	.19900	.23437	.05758
#2	.00358	1.3672	.02516	1.4362	.01516	-.06184	.20211	.23586	.05486
Check ?	Chk Pass	Chk Pass	Chk Pass	Chk Pass	Chk Pass	Chk Fail	Chk Pass	Chk Pass	Chk Pass
High Limit						50.000			
Low Limit						-.10000			

Int. Std.	Y_2243	Y_3600	Y_3774
Line	224.306 {450}	360.073 { 94}	377.433 { 89}
Units	Cts/S	Cts/S	Cts/S
Avg	**2659.2**	**40124.**	**2305.5**
Stddev	2.7	78.	34.0
%RSD	.10086	.19389	1.4730
#1	2657.3	40179.	2329.5
#2	2661.1	40069.	2281.5

Sample Name: 280-82566-A-2-C Acquired: 5/18/2016 15:36:07 Type: Unk
Method: 6500_025(v6) Mode: CONC Corr. Factor: 1.000000
User: CRHOADES Prep Date: Custom ID2: Custom ID3:
Comment: 325684 SOIL 6010C (B) Q5

Elem	Ag3280	Al3092	As1890	B_2089	Ba4554	Be3130	Bi2230	Ca3179	Cd2288
Line	328.068 {103}	309.271 {109}	189.042 {478}	208.959 {461}	455.403 { 74}	313.042 {108}	223.061 {451}	317.933 {106}	228.802 {447}
Units	ppm	ppm	ppm	ppm	ppm	ppm	ppm	ppm	ppm
Avg	**-.00152**	**77.698**	**.01183**	**.06297**	**.73141**	**.00452**	**-.00238**	F **1426.2**	**.00328**
Stddev	.00030	.581	.00601	.00023	.00426	.00027	.00446	6.3	.00019
%RSD	19.691	.74727	50.822	.36778	.58179	5.9705	187.30	.44254	5.8046
#1	-.00131	77.287	.00758	.06280	.72840	.00433	-.00554	1430.7	.00341
#2	-.00173	78.109	.01609	.06313	.73441	.00472	.00077	1421.7	.00314
Check ?	Chk Pass	Chk Pass	Chk Pass	Chk Pass	Chk Pass	Chk Pass	Chk Pass	Chk Fail	Chk Pass
High Limit								1000.0	
Low Limit								-.10000	

Elem	Co2286	Cr2055	Cu3247	Fe2714	K_7664	Li6707	Mg2790	Mn2576	Mo2020
Line	228.616 {447}	205.560 {464}	324.754 {104}	271.441 {124}	766.490 { 44}	670.784 { 50}	279.079 {121}2	257.610 {131}	202.030 {467}
Units	ppm	ppm	ppm	ppm	ppm	ppm	ppm	ppm	ppm
Avg	**.03594**	**.10632**	**.05861**	**98.706**	**13.964**	**.10716**	**56.983**	**2.4543**	**.00567**
Stddev	.00028	.00022	.00062	.865	.167	.00188	.009	.0044	.00018
%RSD	.78378	.20578	1.0520	.87608	1.1956	1.7540	.01504	.17854	3.2162
#1	.03574	.10617	.05817	98.095	13.846	.10583	56.977	2.4512	.00554
#2	.03614	.10647	.05905	99.317	14.082	.10849	56.989	2.4574	.00580
Check ?	Chk Pass	Chk Pass	Chk Pass	Chk Pass	Chk Pass	Chk Pass	Chk Pass	Chk Pass	Chk Pass
High Limit									
Low Limit									

Elem	Na5895	Ni2316	P_1782	Pb2203	S_1820	Sb2068	Se1960	Si2881	SiO2
Line	589.592 { 57}	231.604 {446}	178.284 {489}	220.353 {453}	182.034 {485}	206.833 {463}	196.090 {472}	288.158 {117}	288.158 {117}2
Units	ppm	ppm	ppm	ppm	ppm	ppm	ppm	ppm	ppm
Avg	**2.2135**	**.08969**	W **2.4967**	**.05619**	**13.541**	**-.00162**	**.01265**	**7.6958**	**16.469**
Stddev	.0343	.00006	.0191	.00042	.050	.00405	.00685	.0169	.036
%RSD	1.5490	.07026	.76460	.74986	.36962	249.52	54.113	.21972	.21972
#1	2.1892	.08965	2.4832	.05590	13.506	-.00449	.00781	7.6838	16.443
#2	2.2377	.08974	2.5102	.05649	13.576	.00124	.01750	7.7077	16.495
Check ?	Chk Pass	Chk Pass	Chk Warn	Chk Pass	Chk Pass	Chk Pass	Chk Pass	Chk Pass	Chk Pass
High Limit			2.0000						
Low Limit			-1.0000						

Elem	Sn1899	Sr4077	Th2837	Ti3349	Tl1908	U_3701	V_2924	Zn2062	Zr3391
Line	189.989 {477}	407.771 { 83}	283.730 {119}	334.904 {101}	190.856 {477}	370.152 { 91}	292.402 {115}	206.200 {163}	339.198 { 99}
Units	ppm	ppm	ppm	ppm	ppm	ppm	ppm	ppm	ppm
Avg	**.00140**	**1.6622**	**.02855**	**1.5485**	**-.00346**	F **-.11221**	**.22450**	**.25456**	**.06064**
Stddev	.00010	.0143	.00503	.0018	.00074	.03424	.00037	.00261	.00034
%RSD	7.0513	.85774	17.621	.11779	21.372	30.517	.16529	1.0258	.55459
#1	.00133	1.6521	.03211	1.5472	-.00399	-.13642	.22424	.25272	.06087
#2	.00147	1.6723	.02499	1.5497	-.00294	-.08800	.22476	.25641	.06040
Check ?	Chk Pass	Chk Pass	Chk Pass	Chk Pass	Chk Pass	Chk Fail	Chk Pass	Chk Pass	Chk Pass
High Limit						50.000			
Low Limit						-.10000			

Int. Std.	Y_2243	Y_3600	Y_3774
Line	224.306 {450}	360.073 { 94}	377.433 { 89}
Units	Cts/S	Cts/S	Cts/S
Avg	**2644.8**	**39390.**	**2300.5**
Stddev	6.4	181.	2.8
%RSD	.24360	.45843	.12048
#1	2640.3	39518.	2298.5
#2	2649.4	39262.	2302.5

Sample Name: 280-82566-A-3-C Acquired: 5/18/2016 15:39:08 Type: Unk
Method: 6500_025(v6) Mode: CONC Corr. Factor: 1.000000
User: CRHOADES Prep Date: Custom ID2: Custom ID3:
Comment: 325684 SOIL 6010C (B) Q5

Elem	Ag3280	Al3092	As1890	B_2089	Ba4554	Be3130	Bi2230	Ca3179	Cd2288
Line	328.068 {103}	309.271 {109}	189.042 {478}	208.959 {461}	455.403 { 74}	313.042 {108}	223.061 {451}	317.933 {106}	228.802 {447}
Units	ppm	ppm	ppm	ppm	ppm	ppm	ppm	ppm	ppm
Avg	**-.00241**	**74.313**	**.01060**	**.06108**	**.74252**	**.00433**	**-.00760**	F **1747.4**	**.00351**
Stddev	.00021	.974	.00478	.00037	.00591	.00007	.00128	2.8	.00009
%RSD	8.5903	1.3106	45.039	.61044	.79592	1.5708	16.819	.15743	2.6938
#1	-.00227	73.625	.00723	.06135	.73834	.00429	-.00669	1745.4	.00344
#2	-.00256	75.002	.01398	.06082	.74670	.00438	-.00850	1749.3	.00357
Check ?	Chk Pass	Chk Pass	Chk Pass	Chk Pass	Chk Pass	Chk Pass	Chk Pass	Chk Fail	Chk Pass
High Limit								1000.0	
Low Limit								-.10000	

Elem	Co2286	Cr2055	Cu3247	Fe2714	K_7664	Li6707	Mg2790	Mn2576	Mo2020
Line	228.616 {447}	205.560 {464}	324.754 {104}	271.441 {124}	766.490 { 44}	670.784 { 50}	279.079 {121}2	257.610 {131}	202.030 {467}
Units	ppm	ppm	ppm	ppm	ppm	ppm	ppm	ppm	ppm
Avg	**.03495**	**.11176**	**.05785**	**92.725**	**13.502**	**.10806**	**57.150**	**2.3386**	**.00569**
Stddev	.00059	.00078	.00124	.367	.001	.00274	.150	.0036	.00098
%RSD	1.6822	.70209	2.1350	.39615	.00596	2.5399	.26187	.15518	17.303
#1	.03453	.11121	.05872	92.466	13.502	.11000	57.256	2.3412	.00500
#2	.03536	.11232	.05697	92.985	13.503	.10612	57.044	2.3361	.00639
Check ?	Chk Pass	Chk Pass	Chk Pass	Chk Pass	Chk Pass	Chk Pass	Chk Pass	Chk Pass	Chk Pass
High Limit									
Low Limit									

Elem	Na5895	Ni2316	P_1782	Pb2203	S_1820	Sb2068	Se1960	Si2881	SiO2
Line	589.592 { 57}	231.604 {446}	178.284 {489}	220.353 {453}	182.034 {485}	206.833 {463}	196.090 {472}	288.158 {117}	288.158 {117}2
Units	ppm	ppm	ppm	ppm	ppm	ppm	ppm	ppm	ppm
Avg	**2.2950**	**.09114**	W **2.3954**	**.05636**	**15.478**	**.00006**	**.00723**	**8.4442**	**18.071**
Stddev	.0008	.00109	.0232	.00161	.117	.00643	.00979	.0964	.206
%RSD	.03609	1.1920	.96943	2.8513	.75617	10216.	135.28	1.1420	1.1420
#1	2.2956	.09038	2.3789	.05522	15.396	-.00448	.01416	8.5124	18.217
#2	2.2945	.09191	2.4118	.05750	15.561	.00461	.00031	8.3760	17.925
Check ?	Chk Pass	Chk Pass	Chk Warn	Chk Pass	Chk Pass	Chk Pass	Chk Pass	Chk Pass	Chk Pass
High Limit			2.0000						
Low Limit			-1.0000						

Elem	Sn1899	Sr4077	Th2837	Ti3349	Tl1908	U_3701	V_2924	Zn2062	Zr3391
Line	189.989 {477}	407.771 { 83}	283.730 {119}	334.904 {101}	190.856 {477}	370.152 { 91}	292.402 {115}	206.200 {163}	339.198 { 99}
Units	ppm	ppm	ppm	ppm	ppm	ppm	ppm	ppm	ppm
Avg	**.00151**	**1.9735**	**.02401**	**1.4124**	**-.00544**	F **-.13911**	**.20358**	**.27968**	**.05774**
Stddev	.00155	.0160	.00369	.0013	.00058	.00157	.00101	.00179	.00214
%RSD	102.73	.80893	15.366	.08909	10.665	1.1256	.49528	.64165	3.6988
#1	.00260	1.9623	.02662	1.4133	-.00503	-.14022	.20287	.27841	.05623
#2	.00041	1.9848	.02140	1.4115	-.00585	-.13800	.20430	.28095	.05925
Check ?	Chk Pass	Chk Pass	Chk Pass	Chk Pass	Chk Pass	Chk Fail	Chk Pass	Chk Pass	Chk Pass
High Limit						50.000			
Low Limit						-.10000			

Int. Std.	Y_2243	Y_3600	Y_3774
Line	224.306 {450}	360.073 { 94}	377.433 { 89}
Units	Cts/S	Cts/S	Cts/S
Avg	**2593.2**	**38621.**	**2308.5**
Stddev	10.0	141.	26.4
%RSD	.38681	.36436	1.1433
#1	2586.1	38720.	2327.2
#2	2600.3	38521.	2289.9

Sample Name: 280-82566-A-4-C Acquired: 5/18/2016 15:42:08 Type: Unk
Method: 6500_025(v6) Mode: CONC Corr. Factor: 1.000000
User: CRHOADES Prep Date: Custom ID2: Custom ID3:
Comment: 325684 SOIL 6010C (B) Q5

Elem	Ag3280	Al3092	As1890	B_2089	Ba4554	Be3130	Bi2230	Ca3179	Cd2288
Line	328.068 {103}	309.271 {109}	189.042 {478}	208.959 {461}	455.403 { 74}	313.042 {108}	223.061 {451}	317.933 {106}	228.802 {447}
Units	ppm	ppm	ppm	ppm	ppm	ppm	ppm	ppm	ppm
Avg	**-.00231**	**74.450**	**.02109**	**.06288**	**.95053**	**.00414**	**.00022**	F **1619.1**	**.00375**
Stddev	.00072	.279	.01023	.00125	.00305	.00010	.00829	37.0	.00004
%RSD	31.041	.37504	48.507	1.9859	.32043	2.3072	3838.6	2.2866	1.1338
#1	-.00181	74.647	.01386	.06200	.95268	.00407	-.00564	1645.3	.00378
#2	-.00282	74.252	.02832	.06376	.94837	.00421	.00608	1592.9	.00372
Check ?	Chk Pass	Chk Pass	Chk Pass	Chk Pass	Chk Pass	Chk Pass	Chk Pass	Chk Fail	Chk Pass
High Limit								1000.0	
Low Limit								-.10000	

Elem	Co2286	Cr2055	Cu3247	Fe2714	K_7664	Li6707	Mg2790	Mn2576	Mo2020
Line	228.616 {447}	205.560 {464}	324.754 {104}	271.441 {124}	766.490 { 44}	670.784 { 50}	279.079 {121}2	257.610 {131}	202.030 {467}
Units	ppm	ppm	ppm	ppm	ppm	ppm	ppm	ppm	ppm
Avg	**.03431**	**.11095**	**.05688**	**88.012**	**13.767**	**.10753**	**55.007**	**2.2329**	**.00631**
Stddev	.00053	.00016	.00033	.675	.308	.00199	.172	.0060	.00016
%RSD	1.5371	.14517	.58610	.76691	2.2337	1.8477	.31333	.27098	2.4700
#1	.03468	.11084	.05712	88.490	13.984	.10893	55.129	2.2372	.00620
#2	.03393	.11106	.05664	87.535	13.549	.10612	54.886	2.2286	.00642
Check ?	Chk Pass	Chk Pass	Chk Pass	Chk Pass	Chk Pass	Chk Pass	Chk Pass	Chk Pass	Chk Pass
High Limit									
Low Limit									

Elem	Na5895	Ni2316	P_1782	Pb2203	S_1820	Sb2068	Se1960	Si2881	SiO2
Line	589.592 { 57}	231.604 {446}	178.284 {489}	220.353 {453}	182.034 {485}	206.833 {463}	196.090 {472}	288.158 {117}	288.158 {117}2
Units	ppm	ppm	ppm	ppm	ppm	ppm	ppm	ppm	ppm
Avg	**2.2971**	**.09705**	W **2.5087**	**.05717**	**18.046**	**-.00173**	**.01385**	**7.7451**	**16.575**
Stddev	.0370	.00002	.0030	.00014	.069	.00209	.00874	.0458	.098
%RSD	1.6108	.01701	.12120	.24132	.38304	121.17	63.096	.59132	.59132
#1	2.3233	.09704	2.5066	.05708	17.997	-.00025	.02003	7.7127	16.505
#2	2.2709	.09706	2.5109	.05727	18.095	-.00321	.00767	7.7775	16.644
Check ?	Chk Pass	Chk Pass	Chk Warn	Chk Pass	Chk Pass	Chk Pass	Chk Pass	Chk Pass	Chk Pass
High Limit			2.0000						
Low Limit			-1.0000						

Elem	Sn1899	Sr4077	Th2837	Ti3349	Tl1908	U_3701	V_2924	Zn2062	Zr3391
Line	189.989 {477}	407.771 { 83}	283.730 {119}	334.904 {101}	190.856 {477}	370.152 { 91}	292.402 {115}	206.200 {163}	339.198 { 99}
Units	ppm	ppm	ppm	ppm	ppm	ppm	ppm	ppm	ppm
Avg	**.00061**	**1.8595**	**.02512**	**1.3837**	**-.00867**	F **-.12666**	**.20242**	**.29905**	**.05803**
Stddev	.00237	.0138	.00376	.0033	.00283	.01429	.00136	.00360	.00361
%RSD	388.02	.74352	14.971	.23935	32.617	11.285	.67071	1.2036	6.2150
#1	-.00107	1.8692	.02778	1.3860	-.00667	-.13676	.20338	.30160	.05548
#2	.00229	1.8497	.02246	1.3813	-.01067	-.11655	.20146	.29651	.06059
Check ?	Chk Pass	Chk Pass	Chk Pass	Chk Pass	Chk Pass	Chk Fail	Chk Pass	Chk Pass	Chk Pass
High Limit						50.000			
Low Limit						-.10000			

Int. Std.	Y_2243	Y_3600	Y_3774
Line	224.306 {450}	360.073 { 94}	377.433 { 89}
Units	Cts/S	Cts/S	Cts/S
Avg	**2615.9**	**39362.**	**2281.2**
Stddev	2.9	181.	46.5
%RSD	.11162	.45997	2.0391
#1	2618.0	39234.	2248.3
#2	2613.9	39490.	2314.1

Sample Name: 280-82566-A-5-C Acquired: 5/18/2016 15:45:09 Type: Unk
Method: 6500_025(v6) Mode: CONC Corr. Factor: 1.000000
User: CRHOADES Prep Date: Custom ID2: Custom ID3:
Comment: 325684 SOIL 6010C (B) Q5

Elem	Ag3280	Al3092	As1890	B_2089	Ba4554	Be3130	Bi2230	Ca3179	Cd2288
Line	328.068 {103}	309.271 {109}	189.042 {478}	208.959 {461}	455.403 { 74}	313.042 {108}	223.061 {451}	317.933 {106}	228.802 {447}
Units	ppm	ppm	ppm	ppm	ppm	ppm	ppm	ppm	ppm
Avg	**-.00165**	**76.536**	**.01216**	**.06468**	**.78955**	**.00421**	**-.00270**	F **1463.7**	**.00305**
Stddev	.00016	.128	.00927	.00220	.00108	.00007	.00081	20.0	.00005
%RSD	9.8868	.16714	76.195	3.3991	.13637	1.7563	30.201	1.3661	1.6432
#1	-.00154	76.626	.01871	.06312	.79031	.00415	-.00327	1449.6	.00308
#2	-.00177	76.445	.00561	.06623	.78879	.00426	-.00212	1477.8	.00301
Check ?	Chk Pass	Chk Pass	Chk Pass	Chk Pass	Chk Pass	Chk Pass	Chk Pass	Chk Fail	Chk Pass
High Limit								1000.0	
Low Limit								-.10000	

Elem	Co2286	Cr2055	Cu3247	Fe2714	K_7664	Li6707	Mg2790	Mn2576	Mo2020
Line	228.616 {447}	205.560 {464}	324.754 {104}	271.441 {124}	766.490 { 44}	670.784 { 50}	279.079 {121}2	257.610 {131}	202.030 {467}
Units	ppm	ppm	ppm	ppm	ppm	ppm	ppm	ppm	ppm
Avg	**.03597**	**.10223**	**.05642**	**91.320**	**13.536**	**.10034**	**52.617**	**2.1428**	**.00469**
Stddev	.00067	.00209	.00077	.356	.156	.00036	.138	.0147	.00040
%RSD	1.8686	2.0459	1.3589	.38949	1.1494	.35846	.26282	.68637	8.4892
#1	.03550	.10075	.05588	91.571	13.646	.10008	52.519	2.1532	.00441
#2	.03645	.10371	.05696	91.068	13.426	.10059	52.714	2.1324	.00497
Check ?	Chk Pass	Chk Pass	Chk Pass	Chk Pass	Chk Pass	Chk Pass	Chk Pass	Chk Pass	Chk Pass
High Limit									
Low Limit									

Elem	Na5895	Ni2316	P_1782	Pb2203	S_1820	Sb2068	Se1960	Si2881	SiO2
Line	589.592 { 57}	231.604 {446}	178.284 {489}	220.353 {453}	182.034 {485}	206.833 {463}	196.090 {472}	288.158 {117}	288.158 {117}2
Units	ppm	ppm	ppm	ppm	ppm	ppm	ppm	ppm	ppm
Avg	**2.1799**	**.08815**	W **3.5065**	**.05198**	**11.243**	**.00449**	**.01004**	**7.7596**	**16.606**
Stddev	.0228	.00193	.0721	.00184	.203	.00772	.00277	.0909	.194
%RSD	1.0450	2.1848	2.0556	3.5417	1.8043	171.91	27.597	1.1711	1.1711
#1	2.1638	.08679	3.4556	.05068	11.100	.00995	.00808	7.8239	16.743
#2	2.1960	.08951	3.5575	.05328	11.387	-.00097	.01200	7.6954	16.468
Check ?	Chk Pass	Chk Pass	Chk Warn	Chk Pass	Chk Pass	Chk Pass	Chk Pass	Chk Pass	Chk Pass
High Limit			2.0000						
Low Limit			-1.0000						

Elem	Sn1899	Sr4077	Th2837	Ti3349	Tl1908	U_3701	V_2924	Zn2062	Zr3391
Line	189.989 {477}	407.771 { 83}	283.730 {119}	334.904 {101}	190.856 {477}	370.152 { 91}	292.402 {115}	206.200 {163}	339.198 { 99}
Units	ppm	ppm	ppm	ppm	ppm	ppm	ppm	ppm	ppm
Avg	**-.00051**	**1.7773**	**.02934**	**1.5694**	**-.00611**	F **-.13711**	**.20479**	**.25352**	**.05931**
Stddev	.00167	.0027	.00066	.0019	.00145	.02409	.00186	.00295	.00209
%RSD	330.41	.15314	2.2604	.12297	23.732	17.568	.90717	1.1623	3.5315
#1	.00068	1.7793	.02981	1.5680	-.00713	-.15415	.20610	.25560	.06079
#2	-.00169	1.7754	.02888	1.5707	-.00508	-.12008	.20348	.25143	.05783
Check ?	Chk Pass	Chk Pass	Chk Pass	Chk Pass	Chk Pass	Chk Fail	Chk Pass	Chk Pass	Chk Pass
High Limit						50.000			
Low Limit						-.10000			

Int. Std.	Y_2243	Y_3600	Y_3774
Line	224.306 {450}	360.073 { 94}	377.433 { 89}
Units	Cts/S	Cts/S	Cts/S
Avg	**2622.2**	**40084.**	**2337.0**
Stddev	23.3	212.	.6
%RSD	.88935	.52970	.02732
#1	2638.7	40234.	2337.5
#2	2605.7	39934.	2336.6

Sample Name: 280-82566-A-6-C Acquired: 5/18/2016 15:48:11 Type: Unk
Method: 6500_025(v6) Mode: CONC Corr. Factor: 1.000000
User: CRHOADES Prep Date: Custom ID2: Custom ID3:
Comment: 325684 SOIL 6010C (B) Q5

Elem	Ag3280	Al3092	As1890	B_2089	Ba4554	Be3130	Bi2230	Ca3179	Cd2288
Line	328.068 {103}	309.271 {109}	189.042 {478}	208.959 {461}	455.403 { 74}	313.042 {108}	223.061 {451}	317.933 {106}	228.802 {447}
Units	ppm	ppm	ppm	ppm	ppm	ppm	ppm	ppm	ppm
Avg	**-.00267**	**93.537**	**.01848**	**.07791**	**.92924**	**.00513**	**-.00714**	F **1801.3**	**.00512**
Stddev	.00071	.488	.00163	.00138	.00617	.00023	.00071	66.1	.00006
%RSD	26.449	.52206	8.8444	1.7687	.66412	4.4512	9.9180	3.6694	1.0815
#1	-.00217	93.882	.01732	.07694	.93360	.00497	-.00764	1848.0	.00508
#2	-.00317	93.192	.01964	.07888	.92488	.00529	-.00664	1754.5	.00516
Check ?	Chk Pass	Chk Pass	Chk Pass	Chk Pass	Chk Pass	Chk Pass	Chk Pass	Chk Fail	Chk Pass
High Limit								1000.0	
Low Limit								-.10000	

Elem	Co2286	Cr2055	Cu3247	Fe2714	K_7664	Li6707	Mg2790	Mn2576	Mo2020
Line	228.616 {447}	205.560 {464}	324.754 {104}	271.441 {124}	766.490 { 44}	670.784 { 50}	279.079 {121}2	257.610 {131}	202.030 {467}
Units	ppm	ppm	ppm	ppm	ppm	ppm	ppm	ppm	ppm
Avg	**.04236**	**.12988**	**.06791**	**112.08**	**16.868**	**.13074**	**66.641**	**2.7302**	**.00681**
Stddev	.00001	.00106	.00001	.73	.152	.00240	.028	.0043	.00041
%RSD	.01632	.81390	.00779	.65405	.89907	1.8381	.04230	.15645	6.0108
#1	.04237	.12913	.06791	112.60	16.975	.13244	66.621	2.7272	.00652
#2	.04236	.13062	.06790	111.56	16.760	.12904	66.661	2.7332	.00710
Check ?	Chk Pass	Chk Pass	Chk Pass	Chk Pass	Chk Pass	Chk Pass	Chk Pass	Chk Pass	Chk Pass
High Limit									
Low Limit									

Elem	Na5895	Ni2316	P_1782	Pb2203	S_1820	Sb2068	Se1960	Si2881	SiO2
Line	589.592 { 57}	231.604 {446}	178.284 {489}	220.353 {453}	182.034 {485}	206.833 {463}	196.090 {472}	288.158 {117}	288.158 {117}2
Units	ppm	ppm	ppm	ppm	ppm	ppm	ppm	ppm	ppm
Avg	**2.7636**	**.10959**	W **2.9806**	**.06798**	**15.494**	**.00039**	**.01886**	**9.4655**	**20.256**
Stddev	.0124	.00058	.0166	.00005	.137	.00145	.01227	.1024	.219
%RSD	.44817	.52649	.55764	.06745	.88176	367.37	65.071	1.0821	1.0821
#1	2.7723	.10918	2.9689	.06795	15.397	-.00063	.02754	9.3930	20.101
#2	2.7548	.11000	2.9924	.06801	15.590	.00142	.01018	9.5379	20.411
Check ?	Chk Pass	Chk Pass	Chk Warn	Chk Pass	Chk Pass	Chk Pass	Chk Pass	Chk Pass	Chk Pass
High Limit			2.0000						
Low Limit			-1.0000						

Elem	Sn1899	Sr4077	Th2837	Ti3349	Tl1908	U_3701	V_2924	Zn2062	Zr3391
Line	189.989 {477}	407.771 { 83}	283.730 {119}	334.904 {101}	190.856 {477}	370.152 { 91}	292.402 {115}	206.200 {163}	339.198 { 99}
Units	ppm	ppm	ppm	ppm	ppm	ppm	ppm	ppm	ppm
Avg	**.00318**	**2.4382**	**.03126**	**1.7371**	**-.00891**	F **-.15546**	**.25387**	**.30295**	**.06916**
Stddev	.00141	.0240	.00113	.0001	.00234	.01487	.00104	.00093	.00135
%RSD	44.312	.98465	3.6206	.00668	26.274	9.5658	.40911	.30861	1.9525
#1	.00418	2.4552	.03206	1.7371	-.00725	-.14494	.25314	.30229	.06821
#2	.00219	2.4213	.03046	1.7372	-.01056	-.16597	.25461	.30361	.07012
Check ?	Chk Pass	Chk Pass	Chk Pass	Chk Pass	Chk Pass	Chk Fail	Chk Pass	Chk Pass	Chk Pass
High Limit						50.000			
Low Limit						-.10000			

Int. Std.	Y_2243	Y_3600	Y_3774
Line	224.306 {450}	360.073 { 94}	377.433 { 89}
Units	Cts/S	Cts/S	Cts/S
Avg	**2563.6**	**38971.**	**2285.6**
Stddev	14.9	680.	45.9
%RSD	.57996	1.7447	2.0089
#1	2553.1	39452.	2253.2
#2	2574.1	38490.	2318.1

Sample Name: CCVH-3894253 Acquired: 5/18/2016 15:51:11 Type: QC
Method: 6500_025(v6) Mode: CONC Corr. Factor: 1.000000
User: CRHOADES Prep Date: Custom ID2: Custom ID3:
Comment:

Elem	Ag3280	Al3092	As1890	B_2089	Ba4554	Be3130	Bi2230	Ca3179	Cd2288	Co2286	Cr2055
Units	ppm	ppm	ppm	ppm	ppm	ppm	ppm	ppm	ppm	ppm	ppm
Avg	**-.00118**	**52.575**	**-.01024**	**.00281**	**-.00050**	**.00041**	W **1.0734**	**.12893**	**-.00085**	**-.00111**	**.00037**
Stddev	.00009	.986	.00193	.00000	.00029	.00011	.0216	.01187	.00020	.00022	.00031
%RSD	7.5870	1.8756	18.822	.00420	57.525	27.131	2.0130	9.2098	23.959	19.888	82.534
#1	-.00111	53.272	-.01161	.00281	-.00071	.00049	1.0887	.13733	-.00100	-.00095	.00059
#2	-.00124	51.878	-.00888	.00281	-.00030	.00033	1.0581	.12053	-.00071	-.00126	.00016
Check ?	None	Chk Pass	None	None	None	None	Chk Warn	None	None	None	None
Value							1.0000				
Range							5.0000%				

Elem	Cu3247	Fe2714	K_7664	Li6707	Mg2790	Mn2576	Mo2020	Na8183	Ni2316	P_1782	Pb2203
Units	ppm	ppm	ppm	ppm	ppm	ppm	ppm	ppm	ppm	ppm	ppm
Avg	**.00208**	**50.537**	**.29651**	**.00216**	**.02662**	**-.00003**	**-.00158**	**257.35**	**.00166**	**.00500**	**-.00223**
Stddev	.00080	.250	.04456	.00082	.00835	.00000	.00070	.04	.00071	.00177	.00044
%RSD	38.551	.49520	15.028	37.882	31.383	.51627	44.534	.01729	42.811	35.354	19.803
#1	.00151	50.360	.26500	.00158	.02071	-.00003	-.00208	257.32	.00216	.00625	-.00255
#2	.00264	50.714	.32802	.00273	.03252	-.00003	-.00108	257.39	.00116	.00375	-.00192
Check ?	None	Chk Pass	None	None	None	None	None	Chk Pass	None	None	None
Value											
Range											

Elem	S_1820	Sb2068	Se1960	Si2881	SiO2	Sn1899	Sr4077	Th2837	Ti3349	Tl1908	U_3701
Units	ppm	ppm	ppm	ppm	ppm	ppm	ppm	ppm	ppm	ppm	ppm
Avg	**5.1848**	**-.00954**	**.00838**	**-.02069**	**-.04427**	**-.00041**	**.00063**	**4.8259**	**.00397**	**-.00366**	**10.483**
Stddev	.2160	.00183	.00291	.01402	.03001	.00154	.00009	.0193	.00018	.00213	.147
%RSD	4.1661	19.134	34.722	67.780	67.780	372.29	14.697	.39910	4.5208	58.085	1.3991
#1	5.3375	-.00825	.00632	-.03060	-.06549	.00067	.00056	4.8122	.00385	-.00516	10.586
#2	5.0321	-.01083	.01044	-.01077	-.02305	-.00150	.00069	4.8395	.00410	-.00216	10.379
Check ?	Chk Pass	None	None	None	None	None	None	Chk Pass	None	None	Chk Pass
Value											
Range											

Elem	V_2924	Zn2062	Zr3391
Units	ppm	ppm	ppm
Avg	**.00880**	**.00010**	**.06322**
Stddev	.00073	.00032	.00033
%RSD	8.2940	329.78	.52442
#1	.00932	-.00013	.06346
#2	.00829	.00032	.06299
Check ?	None	None	None
Value			
Range			

Int. Std.	Y_2243	Y_3600	Y_3774
Units	Cts/S	Cts/S	Cts/S
Avg	**2624.0**	**39821.**	**2126.1**
Stddev	14.9	249.	77.8
%RSD	.56724	.62484	3.6570
#1	2613.5	39997.	2071.1
#2	2634.5	39645.	2181.1

Sample Name: CCV-3894251 Acquired: 5/18/2016 15:53:48 Type: QC
Method: 6500_025(v6) Mode: CONC Corr. Factor: 1.000000
User: CRHOADES Prep Date: Custom ID2: Custom ID3:
Comment:

Elem	Ag3280	Al1670	As1890	B_2089	Ba4554	Be3130	Bi2230	Ca3179	Cd2288	Co2286	Cr2055	Cu3247
Units	ppm	ppm	ppm	ppm	ppm	ppm	ppm	ppm	ppm	ppm	ppm	ppm
Avg	**.49896**	F **.56936**	**1.0373**	**.50171**	**.50533**	**.48140**	**-.00157**	**5.1193**	**.49852**	**.51950**	**.52076**	**.52167**
Stddev	.00054	.02712	.0016	.00333	.00760	.00602	.00356	.0658	.00134	.00307	.00261	.00094
%RSD	.10827	4.7631	.15793	.66466	1.5048	1.2508	227.35	1.2849	.26965	.59022	.50105	.18033
#1	.49935	.58853	1.0362	.49935	.51071	.48565	-.00408	5.1658	.49947	.51733	.51892	.52234
#2	.49858	.55018	1.0385	.50407	.49996	.47714	.00095	5.0728	.49757	.52166	.52261	.52101
Check ?	Chk Pass	Chk Fail	Chk Pass	Chk Pass	Chk Pass	Chk Pass	None	Chk Pass	Chk Pass	Chk Pass	Chk Pass	Chk Pass
Value		.50000										
Range		10.490%										

Elem	Fe2599	K_7664	Li6707	Mg2790	Mn2576	Mo2020	Na5895	Ni2316	P_1782	Pb2203	S_1820	Sb2068
Units	ppm	ppm	ppm	ppm	ppm	ppm	ppm	ppm	ppm	ppm	ppm	ppm
Avg	**2.4631**	**49.398**	**1.0035**	**19.538**	**.48565**	**.52183**	**5.1204**	**.51158**	**1.0161**	**1.0539**	**-.01245**	**1.0306**
Stddev	.0061	.579	.0103	.066	.00240	.00023	.0427	.00327	.0020	.0074	.00492	.0090
%RSD	.24597	1.1722	1.0214	.33976	.49380	.04329	.83443	.63886	.19628	.70101	39.553	.87688
#1	2.4674	49.807	1.0107	19.585	.48734	.52167	5.1506	.50927	1.0147	1.0487	-.00897	1.0242
#2	2.4588	48.989	.99621	19.491	.48395	.52199	5.0902	.51389	1.0175	1.0591	-.01593	1.0370
Check ?	Chk Pass	Chk Pass	Chk Pass	Chk Pass	Chk Pass	Chk Pass	Chk Pass	Chk Pass	Chk Pass	Chk Pass	None	Chk Pass
Value												
Range												

Elem	Se1960	Si2881	SiO2	Sn1899	Sr4077	Th2837	Ti3349	Tl1908	U_3701	V_2924	Zn2062	Zr3391
Units	ppm	ppm	ppm	ppm	ppm	ppm	ppm	ppm	ppm	ppm	ppm	ppm
Avg	**1.0683**	**4.9090**	**10.505**	**1.0613**	**.49647**	**-.00003**	**.47862**	**1.0739**	**-.03426**	**.49649**	**.48359**	**.51312**
Stddev	.0008	.1169	.250	.0095	.00709	.00374	.00049	.0099	.00559	.00169	.00229	.00835
%RSD	.07336	2.3812	2.3812	.89325	1.4281	13706.	.10213	.91793	16.318	.34031	.47352	1.6277
#1	1.0689	4.9917	10.682	1.0546	.50148	.00262	.47897	1.0669	-.03822	.49768	.48521	.50722
#2	1.0678	4.8264	10.328	1.0680	.49145	-.00268	.47828	1.0808	-.03031	.49529	.48197	.51903
Check ?	Chk Pass	Chk Pass	Chk Pass	Chk Pass	Chk Pass	None	Chk Pass	Chk Pass	None	Chk Pass	Chk Pass	Chk Pass
Value												
Range												

Int. Std.	Y_2243	Y_3600	Y_3774
Units	Cts/S	Cts/S	Cts/S
Avg	**2669.2**	**41476.**	**2185.5**
Stddev	1.8	183.	32.1
%RSD	.06612	.44215	1.4682
#1	2670.4	41346.	2162.8
#2	2667.9	41605.	2208.2

Sample Name: CCB Acquired: 5/18/2016 15:56:19 Type: QC
Method: 6500_025(v6) Mode: CONC Corr. Factor: 1.000000
User: CRHOADES Prep Date: Custom ID2: Custom ID3:
Comment:

Elem	Ag3280	Al1670	As1890	B_2089	Ba4554	Be3130	Bi2230	Ca3179	Cd2288	Co2286	Cr2055
Units	ppm	ppm	ppm	ppm	ppm	ppm	ppm	ppm	ppm	ppm	ppm
Avg	**-.00104**	**-.00063**	**.00248**	**.00154**	**-.00050**	**.00021**	**-.00057**	**-.00525**	**-.00036**	**.00011**	**.00022**
Stddev	.00014	.00102	.00568	.00029	.00004	.00017	.00283	.01560	.00012	.00003	.00040
%RSD	13.680	162.14	229.30	19.019	8.1573	79.023	495.04	297.48	33.231	27.969	182.94
#1	-.00094	-.00135	-.00154	.00133	-.00053	.00033	.00143	.00579	-.00028	.00013	-.00006
#2	-.00114	.00009	.00649	.00175	-.00047	.00009	-.00258	-.01628	-.00045	.00009	.00050
Check ?	Chk Pass	Chk Pass	Chk Pass	Chk Pass	Chk Pass	Chk Pass	Chk Pass	Chk Pass	Chk Pass	Chk Pass	Chk Pass
High Limit											
Low Limit											

Elem	Cu3247	Fe2599	K_7664	Li6707	Mg2790	Mn2576	Mo2020	Na5895	Ni2316	P_1782	Pb2203
Units	ppm	ppm	ppm	ppm	ppm	ppm	ppm	ppm	ppm	ppm	ppm
Avg	**-.00063**	**-.00628**	**.12920**	**.00030**	**.00486**	**-.00003**	**.00165**	**.09567**	**-.00047**	**-.00032**	**.00270**
Stddev	.00013	.00379	.01995	.00145	.00707	.00007	.00066	.00342	.00003	.00320	.00195
%RSD	20.324	60.297	15.442	488.71	145.55	268.07	40.154	3.5707	7.3418	1011.9	72.228
#1	-.00054	-.00360	.14331	-.00073	.00986	-.00008	.00118	.09808	-.00049	.00195	.00408
#2	-.00072	-.00896	.11509	.00132	-.00014	.00002	.00212	.09325	-.00044	-.00258	.00132
Check ?	Chk Pass	Chk Pass	Chk Pass	Chk Pass	Chk Pass	Chk Pass	Chk Pass	Chk Pass	Chk Pass	Chk Pass	Chk Pass
High Limit											
Low Limit											

Elem	S_1820	Sb2068	Se1960	Si2881	SiO2	Sn1899	Sr4077	Th2837	Ti3349	Tl1908	U_3701
Units	ppm	ppm	ppm	ppm	ppm	ppm	ppm	ppm	ppm	ppm	ppm
Avg	**-.01289**	W **.00604**	**.00540**	**.03917**	**.08383**	**.00035**	**.00009**	**.00092**	**-.00004**	**.00157**	**-.00141**
Stddev	.00566	.00376	.00970	.01562	.03344	.00042	.00003	.00393	.00018	.00237	.06275
%RSD	43.899	62.272	179.75	39.884	39.884	118.70	32.900	427.69	487.60	150.39	4443.7
#1	-.01689	.00871	-.00146	.02813	.06019	.00065	.00011	-.00186	-.00016	-.00010	.04296
#2	-.00889	.00338	.01226	.05022	.10748	.00006	.00007	.00370	.00009	.00325	-.04579
Check ?	Chk Pass	Chk Warn	Chk Pass	Chk Pass	Chk Pass	Chk Pass	Chk Pass	Chk Pass	Chk Pass	Chk Pass	Chk Pass
High Limit		.00100									
Low Limit		-.00100									

Elem	V_2924	Zn2062	Zr3391
Units	ppm	ppm	ppm
Avg	**.00064**	**-.00087**	**-.00133**
Stddev	.00016	.00047	.00345
%RSD	24.444	53.595	259.22
#1	.00053	-.00120	-.00377
#2	.00076	-.00054	.00111
Check ?	Chk Pass	Chk Pass	Chk Pass
High Limit			
Low Limit			

Int. Std.	Y_2243	Y_3600	Y_3774
Units	Cts/S	Cts/S	Cts/S
Avg	**2708.1**	**40993.**	**2127.8**
Stddev	33.9	12.	.0
%RSD	1.2512	.02904	.00021
#1	2732.0	41002.	2127.8
#2	2684.1	40985.	2127.8

Sample Name: CCVL-3897520 Acquired: 5/18/2016 15:58:43 Type: QC
Method: 6500_025(v6) Mode: CONC Corr. Factor: 1.000000
User: CRHOADES Prep Date: Custom ID2: Custom ID3:
Comment:

Elem	Ag3280	Al1670	As1890	B_2089	Ba4554	Be3130	Bi2230	Ca3179	Cd2288	Co2286	Cr2055	Cu3247
Units	ppm	ppm	ppm	ppm	ppm	ppm	ppm	ppm	ppm	ppm	ppm	ppm
Avg	**.00917**	**.11256**	**.01382**	**.09695**	**.00961**	**.00109**	**.11288**	**.22950**	**.00493**	**.01020**	**.01043**	**.01519**
Stddev	.00082	.00073	.00026	.00047	.00012	.00014	.00159	.00258	.00006	.00002	.00046	.00122
%RSD	8.9058	.64574	1.9106	.48633	1.2177	12.976	1.4120	1.1254	1.1188	.24091	4.4485	8.0327
#1	.00975	.11307	.01363	.09662	.00969	.00119	.11175	.22767	.00497	.01018	.01010	.01433
#2	.00859	.11204	.01400	.09729	.00953	.00099	.11400	.23132	.00489	.01022	.01076	.01605
Check ?	Chk Pass	Chk Pass	Chk Pass	Chk Pass	Chk Pass	Chk Pass	Chk Pass	Chk Pass	Chk Pass	Chk Pass	Chk Pass	Chk Pass
Value												
Range												

Elem	Fe2599	K_7664	Li6707	Mg2790	Mn2576	Mo2020	Na5895	Ni2316	P_1782	Pb2203	S_1820	Sb2068
Units	ppm	ppm	ppm	ppm	ppm	ppm	ppm	ppm	ppm	ppm	ppm	ppm
Avg	**.12373**	**3.0773**	**.01072**	**.20831**	**.01008**	**.01996**	**1.0987**	**.04051**	**2.8602**	**.01027**	**-.01104**	**.02217**
Stddev	.00999	.0915	.00092	.00006	.00011	.00024	.0012	.00053	.0034	.00124	.00395	.00113
%RSD	8.0718	2.9744	8.6114	.02922	1.1128	1.1910	.10810	1.3165	.11707	12.108	35.825	5.0795
#1	.11667	3.1420	.01137	.20826	.01000	.02013	1.0978	.04088	2.8626	.00939	-.00824	.02297
#2	.13079	3.0126	.01006	.20835	.01016	.01979	1.0995	.04013	2.8579	.01115	-.01383	.02138
Check ?	Chk Pass	Chk Pass	Chk Pass	Chk Pass	Chk Pass	Chk Pass	Chk Pass	Chk Pass	Chk Pass	Chk Pass	None	Chk Pass
Value												
Range												

Elem	Se1960	Si2881	SiO2	Sn1899	Sr4077	Th2837	Ti3349	Tl1908	U_3701	V_2924	Zn2062	Zr3391
Units	ppm	ppm	ppm	ppm	ppm	ppm	ppm	ppm	ppm	ppm	ppm	ppm
Avg	**.01775**	**.47340**	**1.0131**	**.10269**	**.01024**	F **.01999**	**.00866**	**.01397**	F **.00862**	**.00979**	**.01910**	**.01383**
Stddev	.00767	.00887	.0190	.00116	.00008	.00051	.00057	.00200	.00481	.00078	.00019	.00481
%RSD	43.205	1.8734	1.8734	1.1344	.73794	2.5523	6.5993	14.292	55.836	7.9625	1.0080	34.754
#1	.01233	.47968	1.0265	.10352	.01030	.01963	.00907	.01538	.00522	.01034	.01923	.01723
#2	.02317	.46713	.99966	.10187	.01019	.02035	.00826	.01256	.01202	.00924	.01896	.01043
Check ?	Chk Pass	Chk Pass	Chk Pass	Chk Pass	Chk Pass	Chk Fail	Chk Pass	Chk Pass	Chk Fail	Chk Pass	Chk Pass	Chk Pass
Value						.01500			.06000			
Range						30.000%			-30.000%			

Int. Std.	Y_2243	Y_3600	Y_3774
Units	Cts/S	Cts/S	Cts/S
Avg	**2643.4**	**41058.**	**2157.8**
Stddev	.0	165.	22.7
%RSD	.00012	.40243	1.0540
#1	2643.4	41175.	2141.7
#2	2643.4	40942.	2173.8

Sample Name: 280-82566-A-7-C Acquired: 5/18/2016 16:01:24 Type: Unk
Method: 6500_025(v6) Mode: CONC Corr. Factor: 1.000000
User: CRHOADES Prep Date: Custom ID2: Custom ID3:
Comment: 325684 SOIL 6010C (B) Q5

Elem	Ag3280	Al3092	As1890	B_2089	Ba4554	Be3130	Bi2230	Ca3179	Cd2288
Line	328.068 {103}	309.271 {109}	189.042 {478}	208.959 {461}	455.403 { 74}	313.042 {108}	223.061 {451}	317.933 {106}	228.802 {447}
Units	ppm	ppm	ppm	ppm	ppm	ppm	ppm	ppm	ppm
Avg	**-.00205**	**79.488**	**.02919**	**.06232**	**1.8870**	**.00454**	**-.00236**	F **1829.7**	**.00420**
Stddev	.00033	.235	.00542	.00121	.0018	.00003	.00065	1.5	.00029
%RSD	16.081	.29543	18.583	1.9384	.09691	.71666	27.538	.08287	6.9326
#1	-.00181	79.321	.03303	.06146	1.8857	.00456	-.00282	1830.8	.00399
#2	-.00228	79.654	.02536	.06317	1.8883	.00452	-.00190	1828.6	.00441
Check ?	Chk Pass	Chk Pass	Chk Pass	Chk Pass	Chk Pass	Chk Pass	Chk Pass	Chk Fail	Chk Pass
High Limit								1000.0	
Low Limit								-.10000	

Elem	Co2286	Cr2055	Cu3247	Fe2714	K_7664	Li6707	Mg2790	Mn2576	Mo2020
Line	228.616 {447}	205.560 {464}	324.754 {104}	271.441 {124}	766.490 { 44}	670.784 { 50}	279.079 {121}2	257.610 {131}	202.030 {467}
Units	ppm	ppm	ppm	ppm	ppm	ppm	ppm	ppm	ppm
Avg	**.03431**	**.11459**	**.06054**	**100.55**	**14.551**	**.11017**	**55.114**	**2.5028**	**.00948**
Stddev	.00015	.00006	.00080	.44	.127	.00058	.130	.6421	.00000
%RSD	.42947	.04997	1.3266	.43476	.87503	.52825	.23525	25.657	.02217
#1	.03441	.11455	.06111	100.24	14.461	.10976	55.206	2.9568	.00948
#2	.03420	.11463	.05998	100.86	14.641	.11058	55.023	2.0487	.00948
Check ?	Chk Pass	Chk Pass	Chk Pass	Chk Pass	Chk Pass	Chk Pass	Chk Pass	Chk Pass	Chk Pass
High Limit									
Low Limit									

Elem	Na5895	Ni2316	P_1782	Pb2203	S_1820	Sb2068	Se1960	Si2881	SiO2
Line	589.592 { 57}	231.604 {446}	178.284 {489}	220.353 {453}	182.034 {485}	206.833 {463}	196.090 {472}	288.158 {117}	288.158 {117}2
Units	ppm	ppm	ppm	ppm	ppm	ppm	ppm	ppm	ppm
Avg	**2.3183**	**.09795**	W **2.4597**	**.05881**	**10.627**	**.00526**	**.02194**	**9.1341**	**19.547**
Stddev	.0073	.00024	.0062	.00301	.083	.00205	.00642	.0070	.015
%RSD	.31493	.24864	.25350	5.1257	.77995	38.874	29.258	.07712	.07712
#1	2.3132	.09812	2.4553	.06095	10.568	.00671	.01740	9.1291	19.536
#2	2.3235	.09777	2.4641	.05668	10.686	.00382	.02648	9.1390	19.558
Check ?	Chk Pass	Chk Pass	Chk Warn	Chk Pass	Chk Pass	Chk Pass	Chk Pass	Chk Pass	Chk Pass
High Limit			2.0000						
Low Limit			-1.0000						

Elem	Sn1899	Sr4077	Th2837	Ti3349	Tl1908	U_3701	V_2924	Zn2062	Zr3391
Line	189.989 {477}	407.771 { 83}	283.730 {119}	334.904 {101}	190.856 {477}	370.152 { 91}	292.402 {115}	206.200 {163}	339.198 { 99}
Units	ppm	ppm	ppm	ppm	ppm	ppm	ppm	ppm	ppm
Avg	**-.00075**	**2.0636**	**.02345**	**1.4913**	**-.00918**	F **-.10712**	**.23386**	**.27756**	**.05513**
Stddev	.00020	.0059	.00318	.0026	.00465	.00187	.00088	.00050	.00188
%RSD	26.444	.28535	13.564	.17723	50.671	1.7498	.37489	.18049	3.4103
#1	-.00061	2.0594	.02570	1.4894	-.00589	-.10579	.23324	.27792	.05381
#2	-.00089	2.0677	.02120	1.4931	-.01247	-.10844	.23448	.27721	.05646
Check ?	Chk Pass	Chk Pass	Chk Pass	Chk Pass	Chk Pass	Chk Fail	Chk Pass	Chk Pass	Chk Pass
High Limit						50.000			
Low Limit						-.10000			

Int. Std.	Y_2243	Y_3600	Y_3774
Line	224.306 {450}	360.073 { 94}	377.433 { 89}
Units	Cts/S	Cts/S	Cts/S
Avg	**2574.3**	**38489.**	**2242.8**
Stddev	40.9	987.	3.5
%RSD	1.5875	2.5632	.15407
#1	2545.4	39187.	2245.3
#2	2603.2	37792.	2240.4

Sample Name: 280-82566-A-7-C SD@5 Acquired: 5/18/2016 16:04:24 Type: Unk
Method: 6500_025(v6) Mode: CONC Corr. Factor: 1.000000
User: CRHOADES Prep Date: Custom ID2: Custom ID3:
Comment: 325684 SOIL 6010C (B) Q5

Elem	Ag3280	Al3092	As1890	B_2089	Ba4554	Be3130	Bi2230	Ca3179	Cd2288
Line	328.068 {103}	309.271 {109}	189.042 {478}	208.959 {461}	455.403 { 74}	313.042 {108}	223.061 {451}	317.933 {106}	228.802 {447}
Units	ppm	ppm	ppm	ppm	ppm	ppm	ppm	ppm	ppm
Avg	**-.00067**	**16.508**	**.00633**	**.01459**	**.39190**	**.00123**	**-.00051**	**397.84**	**.00080**
Stddev	.00031	.090	.00177	.00105	.00130	.00019	.00324	.89	.00033
%RSD	46.524	.54707	27.922	7.1983	.33069	15.487	630.47	.22257	41.448
#1	-.00045	16.445	.00758	.01385	.39098	.00110	-.00280	397.21	.00103
#2	-.00089	16.572	.00508	.01534	.39282	.00137	.00178	398.46	.00056
Check ?	Chk Pass	Chk Pass	Chk Pass	Chk Pass	Chk Pass	Chk Pass	Chk Pass	Chk Pass	Chk Pass
High Limit									
Low Limit									

Elem	Co2286	Cr2055	Cu3247	Fe2599	K_7664	Li6707	Mg2790	Mn2576	Mo2020
Line	228.616 {447}	205.560 {464}	324.754 {104}	259.940 {130}	766.490 { 44}	670.784 { 50}	279.079 {121}2	257.610 {131}	202.030 {467}
Units	ppm	ppm	ppm	ppm	ppm	ppm	ppm	ppm	ppm
Avg	**.00784**	**.02584**	**.01236**	**20.504**	**2.8843**	**.02343**	**12.090**	**.62625**	**.00093**
Stddev	.00023	.00047	.00116	.055	.0777	.00688	.001	.00059	.00032
%RSD	2.9566	1.8100	9.3508	.26951	2.6948	29.371	.00927	.09488	34.583
#1	.00801	.02617	.01155	20.465	2.8294	.01857	12.091	.62667	.00070
#2	.00768	.02551	.01318	20.543	2.9393	.02830	12.089	.62583	.00115
Check ?	Chk Pass	Chk Pass	Chk Pass	Chk Pass	Chk Pass	Chk Pass	Chk Pass	Chk Pass	Chk Pass
High Limit									
Low Limit									

Elem	Na5895	Ni2316	P_1782	Pb2203	S_1820	Sb2068	Se1960	Si2881	SiO2
Line	589.592 { 57}	231.604 {446}	178.284 {489}	220.353 {453}	182.034 {485}	206.833 {463}	196.090 {472}	288.158 {117}	288.158 {117}2
Units	ppm	ppm	ppm	ppm	ppm	ppm	ppm	ppm	ppm
Avg	**.54882**	**.02267**	**.54241**	**.01397**	**2.2654**	**.00219**	**.01089**	**2.0179**	**4.3183**
Stddev	.01394	.00077	.01745	.00252	.0972	.00057	.00414	.0238	.0509
%RSD	2.5399	3.3750	3.2172	18.050	4.2882	26.007	38.035	1.1796	1.1796
#1	.55868	.02321	.55475	.01575	2.3341	.00259	.01381	2.0011	4.2823
#2	.53897	.02213	.53007	.01219	2.1967	.00178	.00796	2.0347	4.3543
Check ?	Chk Pass	Chk Pass	Chk Pass	Chk Pass	Chk Pass	Chk Pass	Chk Pass	Chk Pass	Chk Pass
High Limit									
Low Limit									

Elem	Sn1899	Sr4077	Th2837	Ti3349	Tl1908	U_3701	V_2924	Zn2062	Zr3391
Line	189.989 {477}	407.771 { 83}	283.730 {119}	334.904 {101}	190.856 {477}	370.152 { 91}	292.402 {115}	206.200 {163}	339.198 { 99}
Units	ppm	ppm	ppm	ppm	ppm	ppm	ppm	ppm	ppm
Avg	**.00034**	**.42692**	**.00624**	**.31461**	**-.00178**	W **-.08007**	**.04927**	**.06157**	**.01039**
Stddev	.00015	.00178	.00069	.00577	.00365	.09610	.00073	.00016	.00319
%RSD	43.318	.41686	10.987	1.8353	205.58	120.02	1.4826	.26650	30.744
#1	.00045	.42566	.00673	.31870	.00081	-.14803	.04876	.06168	.01264
#2	.00024	.42818	.00576	.31053	-.00436	-.01212	.04979	.06145	.00813
Check ?	Chk Pass	Chk Pass	Chk Pass	Chk Pass	Chk Pass	Chk Warn	Chk Pass	Chk Pass	Chk Pass
High Limit						45.000			
Low Limit						-.05000			

Int. Std.	Y_2243	Y_3600	Y_3774
Line	224.306 {450}	360.073 { 94}	377.433 { 89}
Units	Cts/S	Cts/S	Cts/S
Avg	**2581.5**	**39539.**	**2177.7**
Stddev	6.2	219.	2.7
%RSD	.23869	.55387	.12222
#1	2577.1	39694.	2179.6
#2	2585.8	39384.	2175.9

Sample Name: 280-82566-A-7-D MS Acquired: 5/18/2016 16:07:02 Type: Unk
Method: 6500_025(v6) Mode: CONC Corr. Factor: 1.000000
User: CRHOADES Prep Date: Custom ID2: Custom ID3:
Comment: 325684 SOIL 6010C (B) Q5

Elem	Ag3280	Al3092	As1890	B_2089	Ba4554	Be3130	Bi2230	Ca3179	Cd2288
Line	328.068 {103}	309.271 {109}	189.042 {478}	208.959 {461}	455.403 { 74}	313.042 {108}	223.061 {451}	317.933 {106}	228.802 {447}
Units	ppm	ppm	ppm	ppm	ppm	ppm	ppm	ppm	ppm
Avg	**.04736**	**113.79**	**1.0178**	**.97493**	**2.5424**	**.04729**	F **1.9591**	F **1553.9**	**.09616**
Stddev	.00003	.40	.0151	.00455	.0099	.00031	.0063	17.4	.00029
%RSD	.06164	.35043	1.4849	.46697	.38785	.65266	.32324	1.1196	.30676
#1	.04734	113.51	1.0071	.97171	2.5355	.04707	1.9546	1541.6	.09595
#2	.04738	114.07	1.0285	.97815	2.5494	.04751	1.9635	1566.2	.09636
Check ?	Chk Pass	Chk Pass	Chk Pass	Chk Pass	Chk Pass	Chk Pass	Chk Fail	Chk Fail	Chk Pass
High Limit							.10000	1000.0	
Low Limit							-.10000	-.10000	

Elem	Co2286	Cr2055	Cu3247	Fe2714	K_7664	Li6707	Mg2790	Mn2576	Mo2020
Line	228.616 {447}	205.560 {464}	324.754 {104}	271.441 {124}	766.490 { 44}	670.784 { 50}	279.079 {121}2	257.610 {131}	202.030 {467}
Units	ppm	ppm	ppm	ppm	ppm	ppm	ppm	ppm	ppm
Avg	**.45729**	**.30733**	**.29446**	**93.487**	**69.785**	**1.0336**	**98.907**	**2.6302**	**.95592**
Stddev	.00153	.00151	.00008	.019	.347	.0002	.206	.0025	.00076
%RSD	.33555	.49031	.02734	.02010	.49714	.01631	.20877	.09400	.07958
#1	.45838	.30626	.29440	93.500	69.539	1.0335	98.761	2.6285	.95646
#2	.45621	.30839	.29451	93.473	70.030	1.0337	99.053	2.6319	.95538
Check ?	Chk Pass	Chk Pass	Chk Pass	Chk Pass	Chk Pass	Chk Pass	Chk Pass	Chk Pass	Chk Pass
High Limit									
Low Limit									

Elem	Na8183	Ni2316	P_1782	Pb2203	S_1820	Sb2068	Se1960	Si2881	SiO2
Line	818.326 { 41}	231.604 {446}	178.284 {489}	220.353 {453}	182.034 {485}	206.833 {463}	196.090 {472}	288.158 {117}	288.158 {117}2
Units	ppm	ppm	ppm	ppm	ppm	ppm	ppm	ppm	ppm
Avg	**51.339**	**.50750**	W **11.843**	**.48524**	**13.440**	**.29896**	**1.9708**	**11.583**	**24.788**
Stddev	1.565	.00178	.078	.00102	.025	.00261	.0222	.057	.122
%RSD	3.0481	.35059	.65600	.21027	.18336	.87390	1.1274	.49225	.49225
#1	50.232	.50624	11.897	.48596	13.423	.30081	1.9865	11.543	24.702
#2	52.445	.50876	11.788	.48452	13.457	.29711	1.9551	11.624	24.874
Check ?	Chk Pass	Chk Pass	Chk Warn	Chk Pass	Chk Pass	Chk Pass	Chk Pass	Chk Pass	Chk Pass
High Limit			2.0000						
Low Limit			-1.0000						

Elem	Sn1899	Sr4077	Th2837	Ti3349	Tl1908	U_3701	V_2924	Zn2062	Zr3391
Line	189.989 {477}	407.771 { 83}	283.730 {119}	334.904 {101}	190.856 {477}	370.152 { 91}	292.402 {115}	206.200 {163}	339.198 { 99}
Units	ppm	ppm	ppm	ppm	ppm	ppm	ppm	ppm	ppm
Avg	**1.7586**	**2.6834**	**.92970**	**3.0568**	**1.5201**	**1.8977**	**.67949**	**.65935**	**.55710**
Stddev	.0268	.0038	.00046	.0052	.0797	.0159	.00223	.00334	.00229
%RSD	1.5237	.14263	.04949	.17100	5.2460	.83672	.32770	.50628	.41133
#1	1.7776	2.6807	.93003	3.0531	1.5765	1.8865	.67791	.65699	.55548
#2	1.7397	2.6861	.92938	3.0605	1.4637	1.9089	.68106	.66171	.55872
Check ?	Chk Pass	Chk Pass	Chk Pass	Chk Pass	Chk Pass	Chk Pass	Chk Pass	Chk Pass	Chk Pass
High Limit									
Low Limit									

Int. Std.	Y_2243	Y_3600	Y_3774
Line	224.306 {450}	360.073 { 94}	377.433 { 89}
Units	Cts/S	Cts/S	Cts/S
Avg	**2518.0**	**38631.**	**2268.0**
Stddev	17.8	229.	7.8
%RSD	.70781	.59210	.34465
#1	2530.6	38470.	2273.6
#2	2505.4	38793.	2262.5

Sample Name: 280-82566-A-7-E MSD Acquired: 5/18/2016 16:09:53 Type: Unk
Method: 6500_025(v6) Mode: CONC Corr. Factor: 1.000000
User: CRHOADES Prep Date: Custom ID2: Custom ID3:
Comment: 325684 SOIL 6010C (B) Q5

Elem	Ag3280	Al3092	As1890	B_2089	Ba4554	Be3130	Bi2230	Ca3179	Cd2288
Line	328.068 {103}	309.271 {109}	189.042 {478}	208.959 {461}	455.403 { 74}	313.042 {108}	223.061 {451}	317.933 {106}	228.802 {447}
Units	ppm	ppm	ppm	ppm	ppm	ppm	ppm	ppm	ppm
Avg	**.04664**	**95.049**	**.99343**	**.92759**	**2.5420**	**.04556**	F **1.9068**	F **2132.8**	**.09495**
Stddev	.00042	.270	.00564	.00223	.0030	.00022	.0008	4.9	.00038
%RSD	.89254	.28378	.56805	.24080	.11922	.47321	.04456	.23085	.40539
#1	.04693	94.859	.98944	.92601	2.5441	.04541	1.9074	2129.3	.09468
#2	.04634	95.240	.99742	.92917	2.5398	.04571	1.9062	2136.3	.09522
Check ?	Chk Pass	Chk Pass	Chk Pass	Chk Pass	Chk Pass	Chk Pass	Chk Fail	Chk Fail	Chk Pass
High Limit							.10000	1000.0	
Low Limit							-.10000	-.10000	

Elem	Co2286	Cr2055	Cu3247	Fe2714	K_7664	Li6707	Mg2790	Mn2576	Mo2020
Line	228.616 {447}	205.560 {464}	324.754 {104}	271.441 {124}	766.490 { 44}	670.784 { 50}	279.079 {121}2	257.610 {131}	202.030 {467}
Units	ppm	ppm	ppm	ppm	ppm	ppm	ppm	ppm	ppm
Avg	**.43961**	**.29279**	**.27881**	**95.706**	**65.761**	**1.0168**	**88.870**	**2.9877**	**.94290**
Stddev	.00051	.00016	.00005	.296	.119	.0013	.224	.0049	.00393
%RSD	.11558	.05469	.01683	.30973	.18057	.13071	.25170	.16485	.41641
#1	.43996	.29290	.27884	95.496	65.677	1.0178	88.712	2.9842	.94568
#2	.43925	.29268	.27878	95.915	65.845	1.0159	89.028	2.9912	.94012
Check ?	Chk Pass	Chk Pass	Chk Pass	Chk Pass	Chk Pass	Chk Pass	Chk Pass	Chk Pass	Chk Pass
High Limit									
Low Limit									

Elem	Na8183	Ni2316	P_1782	Pb2203	S_1820	Sb2068	Se1960	Si2881	SiO2
Line	818.326 { 41}	231.604 {446}	178.284 {489}	220.353 {453}	182.034 {485}	206.833 {463}	196.090 {472}	288.158 {117}	288.158 {117}2
Units	ppm	ppm	ppm	ppm	ppm	ppm	ppm	ppm	ppm
Avg	**50.721**	**.49157**	W **12.006**	**.46565**	**8.9192**	**.33327**	**1.9498**	**10.487**	**22.442**
Stddev	.593	.00017	.016	.00351	.0008	.00441	.0235	.015	.033
%RSD	1.1682	.03473	.13064	.75417	.00888	1.3224	1.2033	.14641	.14641
#1	51.140	.49145	11.995	.46814	8.9187	.33016	1.9332	10.498	22.465
#2	50.302	.49169	12.017	.46317	8.9198	.33639	1.9664	10.476	22.419
Check ?	Chk Pass	Chk Pass	Chk Warn	Chk Pass	Chk Pass	Chk Pass	Chk Pass	Chk Pass	Chk Pass
High Limit			2.0000						
Low Limit			-1.0000						

Elem	Sn1899	Sr4077	Th2837	Ti3349	Tl1908	U_3701	V_2924	Zn2062	Zr3391
Line	189.989 {477}	407.771 { 83}	283.730 {119}	334.904 {101}	190.856 {477}	370.152 { 91}	292.402 {115}	206.200 {163}	339.198 { 99}
Units	ppm	ppm	ppm	ppm	ppm	ppm	ppm	ppm	ppm
Avg	**1.7433**	**2.6343**	**.90920**	**2.6365**	**1.5317**	**1.8930**	**.63134**	**.65411**	**.53312**
Stddev	.0058	.0059	.00374	.0046	.0475	.0613	.00254	.00129	.00248
%RSD	.33294	.22337	.41097	.17323	3.1026	3.2380	.40185	.19787	.46442
#1	1.7392	2.6384	.90655	2.6333	1.5653	1.9363	.62955	.65502	.53137
#2	1.7474	2.6301	.91184	2.6397	1.4981	1.8496	.63314	.65319	.53487
Check ?	Chk Pass	Chk Pass	Chk Pass	Chk Pass	Chk Pass	Chk Pass	Chk Pass	Chk Pass	Chk Pass
High Limit									
Low Limit									

Int. Std.	Y_2243	Y_3600	Y_3774
Line	224.306 {450}	360.073 { 94}	377.433 { 89}
Units	Cts/S	Cts/S	Cts/S
Avg	**2467.2**	**38051.**	**2202.7**
Stddev	4.2	464.	18.3
%RSD	.17045	1.2183	.83167
#1	2464.2	37723.	2215.7
#2	2470.2	38379.	2189.8

Sample Name: 280-82566-A-7-C PDS Acquired: 5/18/2016 16:12:44 Type: Unk
Method: 6500_025(v6) Mode: CONC Corr. Factor: 1.000000
User: CRHOADES Prep Date: Custom ID2: Custom ID3:
Comment: 325684 SOIL 6010C (B) Q5

Elem	Ag3280	Al3092	As1890	B_2089	Ba4554	Be3130	Bi2230	Ca3179	Cd2288
Line	328.068 {103}	309.271 {109}	189.042 {478}	208.959 {461}	455.403 { 74}	313.042 {108}	223.061 {451}	317.933 {106}	228.802 {447}
Units	ppm	ppm	ppm	ppm	ppm	ppm	ppm	ppm	ppm
Avg	**.04819**	**79.044**	**.22509**	**.15145**	**1.9458**	**.04776**	**-.00092**	F **1822.1**	**.05195**
Stddev	.00052	.037	.00440	.00236	.0040	.00033	.00095	6.3	.00051
%RSD	1.0830	.04704	1.9546	1.5615	.20295	.68523	104.09	.34467	.97957
#1	.04856	79.070	.22198	.15313	1.9486	.04799	-.00159	1817.6	.05231
#2	.04782	79.018	.22820	.14978	1.9430	.04753	-.00024	1826.5	.05159
Check ?	Chk Pass	Chk Pass	Chk Pass	Chk Pass	Chk Pass	Chk Pass	Chk Pass	Chk Fail	Chk Pass
High Limit								1000.0	
Low Limit								-.10000	

Elem	Co2286	Cr2055	Cu3247	Fe2714	K_7664	Li6707	Mg2790	Mn2576	Mo2020
Line	228.616 {447}	205.560 {464}	324.754 {104}	271.441 {124}	766.490 { 44}	670.784 { 50}	279.079 {121}2	257.610 {131}	202.030 {467}
Units	ppm	ppm	ppm	ppm	ppm	ppm	ppm	ppm	ppm
Avg	**.07561**	**.15629**	**.10773**	**98.972**	**34.211**	**.20628**	**70.961**	**2.9123**	**.05901**
Stddev	.00028	.00021	.00075	.900	.085	.00535	.105	.0004	.00127
%RSD	.36799	.13570	.69679	.90974	.24846	2.5951	.14779	.01529	2.1440
#1	.07542	.15644	.10826	99.608	34.271	.21007	70.887	2.9120	.05812
#2	.07581	.15614	.10719	98.335	34.151	.20250	71.035	2.9126	.05991
Check ?	Chk Pass	Chk Pass	Chk Pass	Chk Pass	Chk Pass	Chk Pass	Chk Pass	Chk Pass	Chk Pass
High Limit									
Low Limit									

Elem	Na8183	Ni2316	P_1782	Pb2203	S_1820	Sb2068	Se1960	Si2881	SiO2
Line	818.326 { 41}	231.604 {446}	178.284 {489}	220.353 {453}	182.034 {485}	206.833 {463}	196.090 {472}	288.158 {117}	288.158 {117}2
Units	ppm	ppm	ppm	ppm	ppm	ppm	ppm	ppm	ppm
Avg	**23.340**	**.13713**	W **4.3332**	**.14583**	**10.470**	**.09178**	**.22026**	**13.660**	**29.232**
Stddev	.158	.00027	.0187	.00281	.017	.00173	.00929	.093	.199
%RSD	.67637	.19625	.43067	1.9258	.16346	1.8900	4.2178	.67941	.67941
#1	23.452	.13694	4.3464	.14384	10.458	.09055	.22682	13.725	29.372
#2	23.228	.13732	4.3200	.14782	10.482	.09300	.21369	13.594	29.091
Check ?	Chk Pass	Chk Pass	Chk Warn	Chk Pass	Chk Pass	Chk Pass	Chk Pass	Chk Pass	Chk Pass
High Limit			2.0000						
Low Limit			-1.0000						

Elem	Sn1899	Sr4077	Th2837	Ti3349	Tl1908	U_3701	V_2924	Zn2062	Zr3391
Line	189.989 {477}	407.771 { 83}	283.730 {119}	334.904 {101}	190.856 {477}	370.152 { 91}	292.402 {115}	206.200 {163}	339.198 { 99}
Units	ppm	ppm	ppm	ppm	ppm	ppm	ppm	ppm	ppm
Avg	**.08908**	**2.0707**	**.20522**	**1.4950**	**.14414**	**.40533**	**.27268**	**.43789**	**.10972**
Stddev	.00107	.0069	.00108	.0008	.00558	.05709	.00119	.00455	.00173
%RSD	1.2037	.33389	.52521	.05466	3.8687	14.086	.43722	1.0394	1.5766
#1	.08984	2.0756	.20598	1.4944	.14809	.44570	.27184	.44111	.10850
#2	.08833	2.0658	.20445	1.4956	.14020	.36496	.27352	.43467	.11094
Check ?	Chk Pass	Chk Pass	Chk Pass	Chk Pass	Chk Pass	Chk Pass	Chk Pass	Chk Pass	Chk Pass
High Limit									
Low Limit									

Int. Std.	Y_2243	Y_3600	Y_3774
Line	224.306 {450}	360.073 { 94}	377.433 { 89}
Units	Cts/S	Cts/S	Cts/S
Avg	**2662.4**	**38957.**	**2244.8**
Stddev	44.6	15.	16.3
%RSD	1.6737	.03815	.72815
#1	2630.9	38968.	2233.2
#2	2693.9	38947.	2256.3

Sample Name: CCVH-3894253 Acquired: 5/18/2016 16:15:40 Type: QC
Method: 6500_025(v6) Mode: CONC Corr. Factor: 1.000000
User: CRHOADES Prep Date: Custom ID2: Custom ID3:
Comment:

Elem	Ag3280	Al3092	As1890	B_2089	Ba4554	Be3130	Bi2230	Ca3179	Cd2288	Co2286	Cr2055
Units	ppm	ppm	ppm	ppm	ppm	ppm	ppm	ppm	ppm	ppm	ppm
Avg	**-.00036**	**52.510**	**-.00347**	**.00406**	**-.00081**	**.00054**	W **1.0704**	**.13201**	**-.00046**	**-.00123**	**.00037**
Stddev	.00029	.454	.00241	.00027	.00008	.00024	.0082	.01556	.00003	.00055	.00001
%RSD	79.230	.86482	69.486	6.6102	9.5787	44.963	.76709	11.791	5.7167	44.821	2.8509
#1	-.00016	52.831	-.00177	.00387	-.00086	.00037	1.0646	.14302	-.00048	-.00084	.00037
#2	-.00057	52.189	-.00518	.00425	-.00075	.00071	1.0762	.12100	-.00044	-.00163	.00038
Check ?	None	Chk Pass	None	None	None	None	Chk Warn	None	None	None	None
Value							1.0000				
Range							5.0000%				

Elem	Cu3247	Fe2714	K_7664	Li6707	Mg2790	Mn2576	Mo2020	Na8183	Ni2316	P_1782	Pb2203
Units	ppm	ppm	ppm	ppm	ppm	ppm	ppm	ppm	ppm	ppm	ppm
Avg	**.00017**	**50.190**	**.33122**	**-.00232**	**.02821**	**.00006**	**-.00037**	**257.16**	**.00111**	**.00599**	**-.00084**
Stddev	.00028	.092	.09822	.00146	.00339	.00007	.00000	.01	.00065	.00122	.00073
%RSD	159.75	.18287	29.653	62.881	12.029	115.52	.58937	.00455	58.158	20.386	86.720
#1	-.00002	50.255	.26177	-.00129	.03061	.00001	-.00037	257.16	.00065	.00685	-.00135
#2	.00037	50.125	.40067	-.00335	.02581	.00012	-.00036	257.15	.00157	.00512	-.00032
Check ?	None	Chk Pass	None	None	None	None	None	Chk Pass	None	None	None
Value											
Range											

Elem	S_1820	Sb2068	Se1960	Si2881	SiO2	Sn1899	Sr4077	Th2837	Ti3349	Tl1908	U_3701
Units	ppm	ppm	ppm	ppm	ppm	ppm	ppm	ppm	ppm	ppm	ppm
Avg	**5.1548**	**-.01201**	**.00710**	**.01558**	**.03334**	**.00039**	**.00072**	**4.7867**	**.00463**	**-.00134**	**10.294**
Stddev	.0991	.00185	.00119	.01916	.04100	.00177	.00024	.0135	.00037	.00117	.037
%RSD	1.9220	15.368	16.710	122.96	122.96	455.38	33.871	.28115	7.9397	87.068	.35690
#1	5.0848	-.01071	.00626	.02913	.06234	-.00086	.00089	4.7772	.00489	-.00217	10.268
#2	5.2249	-.01332	.00794	.00203	.00435	.00164	.00054	4.7962	.00437	-.00052	10.320
Check ?	Chk Pass	None	None	None	None	None	None	Chk Pass	None	None	Chk Pass
Value											
Range											

Elem	V_2924	Zn2062	Zr3391
Units	ppm	ppm	ppm
Avg	**.00853**	**-.00104**	**.05985**
Stddev	.00060	.00034	.00249
%RSD	7.0265	32.219	4.1592
#1	.00810	-.00128	.06161
#2	.00895	-.00080	.05809
Check ?	None	None	None
Value			
Range			

Int. Std.	Y_2243	Y_3600	Y_3774
Units	Cts/S	Cts/S	Cts/S
Avg	**2638.9**	**40066.**	**2141.8**
Stddev	41.8	85.	2.2
%RSD	1.5842	.21296	.10294
#1	2668.4	40006.	2140.2
#2	2609.3	40126.	2143.3

Sample Name: CCV-3894251 Acquired: 5/18/2016 16:18:17 Type: QC
Method: 6500_025(v6) Mode: CONC Corr. Factor: 1.000000
User: CRHOADES Prep Date: Custom ID2: Custom ID3:
Comment:

Elem	Ag3280	Al1670	As1890	B_2089	Ba4554	Be3130	Bi2230	Ca3179	Cd2288	Co2286	Cr2055
Units	ppm	ppm	ppm	ppm	ppm	ppm	ppm	ppm	ppm	ppm	ppm
Avg	**.49733**	W **.55076**	**1.0343**	**.50044**	**.50457**	**.47782**	**.00406**	**5.0962**	**.50388**	**.50975**	**.51101**
Stddev	.00098	.00457	.0071	.00523	.00761	.00622	.00244	.0561	.00483	.00195	.00119
%RSD	.19625	.83014	.68911	1.0447	1.5089	1.3008	60.033	1.1010	.95920	.38255	.23243
#1	.49664	.54753	1.0292	.49675	.50995	.48222	.00578	5.1358	.50046	.50837	.51017
#2	.49802	.55399	1.0393	.50414	.49919	.47343	.00233	5.0565	.50730	.51113	.51185
Check ?	Chk Pass	Chk Warn	Chk Pass	Chk Pass	Chk Pass	Chk Pass	None	Chk Pass	Chk Pass	Chk Pass	Chk Pass
Value		.50000									
Range		10.000%									

Elem	Cu3247	Fe2599	K_7664	Li6707	Mg2790	Mn2576	Mo2020	Na5895	Ni2316	P_1782	Pb2203
Units	ppm	ppm	ppm	ppm	ppm	ppm	ppm	ppm	ppm	ppm	ppm
Avg	**.51817**	**2.4350**	**49.307**	**1.0111**	**19.496**	**.48437**	**.51433**	**5.1361**	**.50218**	**.98539**	**1.0203**
Stddev	.00017	.0224	.564	.0044	.027	.00125	.00003	.0056	.00000	.00242	.0035
%RSD	.03265	.91859	1.1434	.43368	.13698	.25725	.00535	.10921	.00056	.24567	.34684
#1	.51805	2.4509	49.706	1.0080	19.477	.48349	.51435	5.1401	.50218	.98368	1.0178
#2	.51829	2.4192	48.908	1.0142	19.515	.48525	.51432	5.1322	.50218	.98710	1.0228
Check ?	Chk Pass	Chk Pass	Chk Pass	Chk Pass	Chk Pass	Chk Pass	Chk Pass	Chk Pass	Chk Pass	Chk Pass	Chk Pass
Value											
Range											

Elem	S_1820	Sb2068	Se1960	Si2881	SiO2	Sn1899	Sr4077	Th2837	Ti3349	Tl1908	U_3701
Units	ppm	ppm	ppm	ppm	ppm	ppm	ppm	ppm	ppm	ppm	ppm
Avg	**-.01625**	**.99967**	**1.0312**	**4.9632**	**10.621**	**1.0246**	**.49451**	**-.00004**	**.47743**	**1.0371**	**.00504**
Stddev	.01230	.00714	.0013	.0441	.094	.0039	.00813	.00115	.00145	.0030	.03183
%RSD	75.723	.71448	.12504	.88815	.88815	.37711	1.6441	3230.2	.30466	.28796	631.92
#1	-.02494	.99462	1.0303	4.9944	10.688	1.0218	.50025	.00078	.47640	1.0392	-.01747
#2	-.00755	1.0047	1.0321	4.9320	10.555	1.0273	.48876	-.00085	.47845	1.0350	.02754
Check ?	None	Chk Pass	Chk Pass	Chk Pass	Chk Pass	Chk Pass	Chk Pass	None	Chk Pass	Chk Pass	None
Value											
Range											

Elem	V_2924	Zn2062	Zr3391
Units	ppm	ppm	ppm
Avg	**.49541**	**.48060**	**.51392**
Stddev	.00010	.00029	.00330
%RSD	.01940	.05970	.64300
#1	.49534	.48080	.51158
#2	.49547	.48040	.51626
Check ?	Chk Pass	Chk Pass	Chk Pass
Value			
Range			

Int. Std.	Y_2243	Y_3600	Y_3774
Units	Cts/S	Cts/S	Cts/S
Avg	**2660.6**	**40733.**	**2160.1**
Stddev	3.3	76.	1.3
%RSD	.12318	.18675	.06072
#1	2662.9	40787.	2161.0
#2	2658.3	40679.	2159.2

Sample Name: CCB Acquired: 5/18/2016 16:20:49 Type: QC
Method: 6500_025(v6) Mode: CONC Corr. Factor: 1.000000
User: CRHOADES Prep Date: Custom ID2: Custom ID3:
Comment:

Elem	Ag3280	Al1670	As1890	B_2089	Ba4554	Be3130	Bi2230	Ca3179	Cd2288	Co2286	Cr2055
Units	ppm	ppm	ppm	ppm	ppm	ppm	ppm	ppm	ppm	ppm	ppm
Avg	**-.00020**	**.00000**	**-.00279**	**.00200**	**-.00060**	**.00021**	**.00423**	**-.01120**	**-.00012**	**-.00036**	**.00000**
Stddev	.00017	.00062	.00609	.00013	.00008	.00006	.00152	.01230	.00028	.00009	.00032
%RSD	85.361	38626.	218.69	6.2827	13.290	26.686	36.035	109.81	232.12	24.141	12612.
#1	-.00008	-.00044	-.00709	.00191	-.00054	.00017	.00531	-.00250	-.00032	-.00043	-.00022
#2	-.00031	.00044	.00152	.00209	-.00066	.00025	.00315	-.01990	.00008	-.00030	.00023
Check ?	Chk Pass	Chk Pass	Chk Pass	Chk Pass	Chk Pass	Chk Pass	Chk Pass	Chk Pass	Chk Pass	Chk Pass	Chk Pass
High Limit											
Low Limit											

Elem	Cu3247	Fe2599	K_7664	Li6707	Mg2790	Mn2576	Mo2020	Na5895	Ni2316	P_1782	Pb2203
Units	ppm	ppm	ppm	ppm	ppm	ppm	ppm	ppm	ppm	ppm	ppm
Avg	**-.00052**	**-.00569**	**.12557**	**.00095**	**.00456**	**.00000**	**.00193**	**.10120**	**-.00058**	**-.00213**	**-.00075**
Stddev	.00036	.00649	.00971	.00157	.00412	.00006	.00033	.00600	.00043	.00220	.00132
%RSD	69.000	113.93	7.7337	166.31	90.516	1259.2	17.078	5.9237	73.651	103.24	175.76
#1	-.00078	-.01028	.11870	.00206	.00747	.00005	.00170	.09697	-.00088	-.00369	-.00169
#2	-.00027	-.00111	.13243	-.00017	.00164	-.00004	.00217	.10544	-.00028	-.00058	.00018
Check ?	Chk Pass	Chk Pass	Chk Pass	Chk Pass	Chk Pass	Chk Pass	Chk Pass	Chk Pass	Chk Pass	Chk Pass	Chk Pass
High Limit											
Low Limit											

Elem	S_1820	Sb2068	Se1960	Si2881	SiO2	Sn1899	Sr4077	Th2837	Ti3349	Tl1908	U_3701
Units	ppm	ppm	ppm	ppm	ppm	ppm	ppm	ppm	ppm	ppm	ppm
Avg	**-.01202**	W **.00938**	**.00207**	**.02886**	**.06175**	**.00084**	**.00002**	**-.00049**	**.00050**	**.00340**	**.00130**
Stddev	.00305	.00187	.00081	.01093	.02340	.00018	.00019	.00147	.00037	.00265	.04108
%RSD	25.341	19.895	38.887	37.886	37.886	21.778	854.53	297.88	75.517	78.135	3167.0
#1	-.00986	.01070	.00265	.03659	.07829	.00097	.00016	.00055	.00076	.00152	-.02775
#2	-.01417	.00806	.00150	.02113	.04521	.00071	-.00011	-.00153	.00023	.00527	.03034
Check ?	Chk Pass	Chk Warn	Chk Pass	Chk Pass	Chk Pass	Chk Pass	Chk Pass	Chk Pass	Chk Pass	Chk Pass	Chk Pass
High Limit		.00100									
Low Limit		-.00100									

Elem	V_2924	Zn2062	Zr3391
Units	ppm	ppm	ppm
Avg	**.00023**	**-.00130**	**.00097**
Stddev	.00009	.00001	.00097
%RSD	36.804	.52053	100.36
#1	.00029	-.00131	.00165
#2	.00017	-.00130	.00028
Check ?	Chk Pass	Chk Pass	Chk Pass
High Limit			
Low Limit			

Int. Std.	Y_2243	Y_3600	Y_3774
Units	Cts/S	Cts/S	Cts/S
Avg	**2672.5**	**41318.**	**2223.9**
Stddev	7.8	78.	78.0
%RSD	.29105	.18957	3.5079
#1	2667.0	41373.	2168.7
#2	2678.0	41263.	2279.0

Sample Name: CCVL-3897520 Acquired: 5/18/2016 16:23:12 Type: QC
Method: 6500_025(v6) Mode: CONC Corr. Factor: 1.000000
User: CRHOADES Prep Date: Custom ID2: Custom ID3:
Comment:

Elem	Ag3280	Al1670	As1890	B_2089	Ba4554	Be3130	Bi2230	Ca3179	Cd2288	Co2286	Cr2055	Cu3247
Units	ppm	ppm	ppm	ppm	ppm	ppm	ppm	ppm	ppm	ppm	ppm	ppm
Avg	**.00936**	**.11108**	F **.00525**	**.09866**	**.00921**	**.00112**	**.11331**	**.22436**	**.00498**	**.01000**	**.01032**	**.01466**
Stddev	.00032	.00245	.00055	.00195	.00081	.00000	.00427	.00902	.00076	.00085	.00039	.00050
%RSD	3.4205	2.2016	10.449	1.9796	8.7913	.17449	3.7713	4.0199	15.290	8.5310	3.8215	3.4152
#1	.00913	.11281	.00486	.10004	.00863	.00112	.11633	.21798	.00551	.01060	.01060	.01430
#2	.00959	.10935	.00564	.09727	.00978	.00112	.11029	.23074	.00444	.00940	.01004	.01501
Check ?	Chk Pass	Chk Pass	Chk Fail	Chk Pass	Chk Pass	Chk Pass	Chk Pass	Chk Pass	Chk Pass	Chk Pass	Chk Pass	Chk Pass
Value			.01500									
Range			-30.000%									

Elem	Fe2599	K_7664	Li6707	Mg2790	Mn2576	Mo2020	Na5895	Ni2316	P_1782	Pb2203	S_1820	Sb2068
Units	ppm	ppm	ppm	ppm	ppm	ppm	ppm	ppm	ppm	ppm	ppm	ppm
Avg	**.09655**	**3.1136**	**.01147**	**.23003**	**.01081**	**.02065**	**1.0669**	**.04061**	**2.8676**	**.00955**	**-.00792**	**.02340**
Stddev	.00048	.0873	.00273	.03723	.00116	.00044	.0135	.00125	.0759	.00072	.00997	.00122
%RSD	.49664	2.8045	23.804	16.186	10.693	2.1233	1.2639	3.0729	2.6479	7.5192	125.93	5.1956
#1	.09621	3.0519	.00954	.25636	.01162	.02096	1.0574	.04149	2.9213	.01005	-.01497	.02426
#2	.09688	3.1754	.01340	.20370	.00999	.02034	1.0765	.03972	2.8139	.00904	-.00087	.02254
Check ?	Chk Pass	Chk Pass	Chk Pass	Chk Pass	Chk Pass	Chk Pass	Chk Pass	Chk Pass	Chk Pass	Chk Pass	None	Chk Pass
Value												
Range												

Elem	Se1960	Si2881	SiO2	Sn1899	Sr4077	Th2837	Ti3349	Tl1908	U_3701	V_2924	Zn2062	Zr3391
Units	ppm	ppm	ppm	ppm	ppm	ppm	ppm	ppm	ppm	ppm	ppm	ppm
Avg	F **.02190**	**.47235**	**1.0108**	**.10454**	**.01025**	**.01675**	**.01056**	**.01677**	**.05408**	**.01065**	**.01851**	F **.02033**
Stddev	.00452	.00645	.0138	.00127	.00015	.00025	.00123	.00391	.02385	.00024	.00127	.00024
%RSD	20.624	1.3662	1.3662	1.2113	1.4176	1.4802	11.648	23.335	44.109	2.2353	6.8430	1.1891
#1	.02509	.47691	1.0206	.10544	.01015	.01658	.01143	.01954	.07095	.01082	.01941	.02016
#2	.01870	.46779	1.0011	.10365	.01035	.01693	.00969	.01401	.03721	.01048	.01762	.02050
Check ?	Chk Fail	Chk Pass	Chk Pass	Chk Pass	Chk Pass	Chk Pass	Chk Pass	Chk Pass	Chk Pass	Chk Pass	Chk Pass	Chk Fail
Value	.01500											.01500
Range	30.000%											30.000%

Int. Std.	Y_2243	Y_3600	Y_3774
Units	Cts/S	Cts/S	Cts/S
Avg	**2703.6**	**41312.**	**2249.7**
Stddev	61.6	2.	110.2
%RSD	2.2795	.00363	4.8968
#1	2660.0	41313.	2327.6
#2	2747.1	41311.	2171.8

Sample Name: MB 280-325380/1-A Acquired: 5/18/2016 16:25:53 Type: Unk
Method: 6500_025(v6) Mode: CONC Corr. Factor: 1.000000
User: CRHOADES Prep Date: 5/17 Custom ID2: Custom ID3:
Comment: 325380 6010C (Ca Fe) Q5

Elem	Ag3280	Al1670	As1890	B_2089	Ba4554	Be3130	Bi2230	Ca3179	Cd2288
Line	328.068 {103}	167.079 {502}	189.042 {478}	208.959 {461}	455.403 { 74}	313.042 {108}	223.061 {451}	317.933 {106}	228.802 {447}
Units	ppm	ppm	ppm	ppm	ppm	ppm	ppm	ppm	ppm
Avg	**-.00062**	**.00172**	**-.00110**	**.00084**	**-.00012**	**.00030**	**.00407**	**-.00585**	**-.00019**
Stddev	.00007	.00016	.00348	.00013	.00100	.00006	.00121	.00172	.00037
%RSD	11.327	9.1831	317.38	15.184	810.48	18.963	29.787	29.360	193.66
#1	-.00057	.00161	-.00356	.00093	-.00083	.00026	.00493	-.00707	-.00045
#2	-.00067	.00183	.00137	.00075	.00058	.00034	.00321	-.00464	.00007
Check ?	Chk Pass	Chk Pass	Chk Pass	Chk Pass	Chk Pass	Chk Pass	Chk Pass	Chk Pass	Chk Pass
High Limit									
Low Limit									

Elem	Co2286	Cr2055	Cu3247	Fe2599	K_7664	Li6707	Mg2790	Mn2576	Mo2020
Line	228.616 {447}	205.560 {464}	324.754 {104}	259.940 {130}	766.490 { 44}	670.784 { 50}	279.079 {121}2	257.610 {131}	202.030 {467}
Units	ppm	ppm	ppm	ppm	ppm	ppm	ppm	ppm	ppm
Avg	**-.00026**	**.00022**	**-.00013**	**.01893**	**.09075**	**.00079**	**.00187**	**.00020**	**-.00013**
Stddev	.00012	.00027	.00032	.00373	.08536	.00275	.00161	.00007	.00047
%RSD	47.955	123.08	241.55	19.722	94.061	349.51	86.255	35.392	350.04
#1	-.00034	.00003	.00009	.02157	.15110	.00273	.00073	.00015	.00020
#2	-.00017	.00042	-.00035	.01629	.03039	-.00116	.00301	.00025	-.00047
Check ?	Chk Pass	Chk Pass	Chk Pass	Chk Pass	Chk Pass	Chk Pass	Chk Pass	Chk Pass	Chk Pass
High Limit									
Low Limit									

Elem	Na5895	Ni2316	P_1782	Pb2203	S_1820	Sb2068	Se1960	Si2881	SiO2
Line	589.592 { 57}	231.604 {446}	178.284 {489}	220.353 {453}	182.034 {485}	206.833 {463}	196.090 {472}	288.158 {117}	288.158 {117}2
Units	ppm	ppm	ppm	ppm	ppm	ppm	ppm	ppm	ppm
Avg	**.09177**	**-.00054**	**-.00103**	**-.00053**	**-.01692**	**-.00059**	W **.00802**	**-.01101**	**-.02357**
Stddev	.00067	.00020	.00067	.00068	.00185	.00377	.00225	.07359	.15748
%RSD	.72710	37.133	64.885	127.86	10.941	634.17	28.011	668.24	668.24
#1	.09130	-.00068	-.00150	-.00102	-.01561	-.00326	.00643	.04102	.08779
#2	.09224	-.00040	-.00056	-.00005	-.01822	.00207	.00961	-.06305	-.13492
Check ?	Chk Pass	Chk Pass	Chk Pass	Chk Pass	Chk Pass	Chk Pass	Chk Warn	Chk Pass	None
High Limit							.00750		
Low Limit							-.00750		

Elem	Sn1899	Sr4077	Th2837	Ti3349	Tl1908	U_3701	V_2924	Zn2062	Zr3391
Line	189.989 {477}	407.771 { 83}	283.730 {119}	334.904 {101}	190.856 {477}	370.152 { 91}	292.402 {115}	206.200 {163}	339.198 { 99}
Units	ppm	ppm	ppm	ppm	ppm	ppm	ppm	ppm	ppm
Avg	**.00047**	**.00030**	**.00023**	**.00012**	**-.00269**	**.01603**	**.00003**	**.00009**	**.00406**
Stddev	.00125	.00001	.00256	.00012	.00004	.04169	.00061	.00017	.00181
%RSD	263.27	4.4776	1126.8	101.38	1.6720	260.04	2069.3	186.92	44.592
#1	-.00041	.00029	.00204	.00020	-.00272	.04551	-.00040	.00022	.00534
#2	.00136	.00031	-.00158	.00003	-.00266	-.01345	.00046	-.00003	.00278
Check ?	Chk Pass	Chk Pass	Chk Pass	Chk Pass	Chk Pass	Chk Pass	Chk Pass	Chk Pass	Chk Pass
High Limit									
Low Limit									

Int. Std.	Y_2243	Y_3600	Y_3774
Line	224.306 {450}	360.073 { 94}	377.433 { 89}
Units	Cts/S	Cts/S	Cts/S
Avg	**2721.2**	**42037.**	**2142.8**
Stddev	54.4	192.	23.9
%RSD	1.9982	.45652	1.1175
#1	2759.6	42172.	2159.7
#2	2682.7	41901.	2125.8

Sample Name: LCS 280-325380/2-A Acquired: 5/18/2016 16:28:16 Type: Unk
Method: 6500_025(v6) Mode: CONC Corr. Factor: 1.000000
User: CRHOADES Prep Date: Custom ID2: Custom ID3:
Comment: 325380 6010C (Ca Fe) Q5

Elem	Ag3280	Al1670	As1890	B_2089	Ba4554	Be3130	Bi2230	Ca3179	Cd2288
Line	328.068 {103}	167.079 {502}	189.042 {478}	208.959 {461}	455.403 { 74}	313.042 {108}	223.061 {451}	317.933 {106}	228.802 {447}
Units	ppm	ppm	ppm	ppm	ppm	ppm	ppm	ppm	ppm
Avg	**.04993**	**2.1356**	**1.0701**	**.99498**	**2.0467**	**.04874**	**2.1679**	**49.720**	**.09938**
Stddev	.00038	.0056	.0042	.00024	.0121	.00036	.0099	.104	.00059
%RSD	.76785	.26208	.38989	.02404	.59046	.74106	.45736	.20875	.59501
#1	.05020	2.1395	1.0730	.99515	2.0382	.04848	2.1749	49.646	.09980
#2	.04966	2.1316	1.0671	.99481	2.0552	.04899	2.1609	49.793	.09897
Check ?	Chk Pass	Chk Pass	Chk Pass	Chk Pass	Chk Pass	Chk Pass	None	Chk Pass	Chk Pass
High Limit									
Low Limit									

Elem	Co2286	Cr2055	Cu3247	Fe2599	K_7664	Li6707	Mg2790	Mn2576	Mo2020
Line	228.616 {447}	205.560 {464}	324.754 {104}	259.940 {130}	766.490 { 44}	670.784 { 50}	279.079 {121}2	257.610 {131}	202.030 {467}
Units	ppm	ppm	ppm	ppm	ppm	ppm	ppm	ppm	ppm
Avg	**.49318**	**.20244**	**.25983**	**.99176**	**50.074**	**1.0064**	**49.050**	**.47947**	**1.0579**
Stddev	.00109	.00048	.00092	.00393	.104	.0057	.115	.00161	.0059
%RSD	.22133	.23659	.35435	.39606	.20739	.56196	.23528	.33611	.55846
#1	.49395	.20278	.25918	.98898	50.000	1.0024	49.131	.48061	1.0621
#2	.49241	.20210	.26048	.99453	50.147	1.0104	48.968	.47833	1.0537
Check ?	Chk Pass	Chk Pass	Chk Pass	Chk Pass	Chk Pass	Chk Pass	Chk Pass	Chk Pass	Chk Pass
High Limit									
Low Limit									

Elem	Na8183	Ni2316	P_1782	Pb2203	S_1820	Sb2068	Se1960	Si2881	SiO2
Line	818.326 { 41}	231.604 {446}	178.284 {489}	220.353 {453}	182.034 {485}	206.833 {463}	196.090 {472}	288.158 {117}	288.158 {117}2
Units	ppm	ppm	ppm	ppm	ppm	ppm	ppm	ppm	ppm
Avg	**54.219**	**.48710**	**10.100**	**.51075**	**2.0616**	**.51776**	**2.1502**	**9.7206**	**20.802**
Stddev	.287	.00154	.021	.00048	.0098	.00304	.0113	.0116	.025
%RSD	.52945	.31601	.20671	.09381	.47404	.58768	.52356	.11941	.11941
#1	54.422	.48819	10.115	.51042	2.0686	.51991	2.1582	9.7288	20.820
#2	54.016	.48601	10.086	.51109	2.0547	.51561	2.1422	9.7124	20.784
Check ?	Chk Pass	Chk Pass	Chk Pass	Chk Pass	None	Chk Pass	Chk Pass	Chk Pass	None
High Limit									
Low Limit									

Elem	Sn1899	Sr4077	Th2837	Ti3349	Tl1908	U_3701	V_2924	Zn2062	Zr3391
Line	189.989 {477}	407.771 { 83}	283.730 {119}	334.904 {101}	190.856 {477}	370.152 { 91}	292.402 {115}	206.200 {163}	339.198 { 99}
Units	ppm	ppm	ppm	ppm	ppm	ppm	ppm	ppm	ppm
Avg	**2.0104**	**.98383**	**.98107**	**.96214**	**1.9769**	**2.1148**	**.49051**	**.47535**	**.52985**
Stddev	.0055	.00420	.00329	.00387	.0535	.0350	.00049	.00187	.00696
%RSD	.27173	.42696	.33582	.40224	2.7071	1.6565	.09935	.39352	1.3139
#1	2.0143	.98086	.98340	.96488	2.0148	2.0900	.49016	.47402	.52493
#2	2.0066	.98680	.97874	.95940	1.9391	2.1395	.49085	.47667	.53477
Check ?	Chk Pass	Chk Pass	Chk Pass	Chk Pass	Chk Pass	Chk Pass	Chk Pass	Chk Pass	Chk Pass
High Limit									
Low Limit									

Int. Std.	Y_2243	Y_3600	Y_3774
Line	224.306 {450}	360.073 { 94}	377.433 { 89}
Units	Cts/S	Cts/S	Cts/S
Avg	**2619.0**	**40215.**	**2172.1**
Stddev	17.2	251.	8.5
%RSD	.65510	.62344	.39002
#1	2606.8	40038.	2178.1
#2	2631.1	40392.	2166.1

Sample Name: 320-18794-E-1-A Acquired: 5/18/2016 16:30:43 Type: Unk
Method: 6500_025(v6) Mode: CONC Corr. Factor: 1.000000
User: CRHOADES Prep Date: Custom ID2: Custom ID3:
Comment: 325380 6010C (Ca Fe) Q5

Elem	Ag3280	Al1670	As1890	B_2089	Ba4554	Be3130	Bi2230	Ca3179	Cd2288
Line	328.068 {103}	167.079 {502}	189.042 {478}	208.959 {461}	455.403 { 74}	313.042 {108}	223.061 {451}	317.933 {106}	228.802 {447}
Units	ppm	ppm	ppm	ppm	ppm	ppm	ppm	ppm	ppm
Avg	**-.00135**	**.00459**	**.00421**	**.07292**	**.03919**	**.00017**	**.00260**	**45.000**	**-.00022**
Stddev	.00048	.00070	.00302	.00370	.00117	.00004	.00389	.105	.00024
%RSD	35.932	15.158	71.671	5.0730	2.9782	20.228	149.60	.23372	109.47
#1	-.00169	.00410	.00635	.07553	.03837	.00015	.00536	44.926	-.00039
#2	-.00101	.00509	.00208	.07030	.04002	.00020	-.00015	45.075	-.00005
Check ?	Chk Pass	Chk Pass	Chk Pass	Chk Pass	Chk Pass	Chk Pass	Chk Pass	Chk Pass	Chk Pass
High Limit									
Low Limit									

Elem	Co2286	Cr2055	Cu3247	Fe2599	K_7664	Li6707	Mg2790	Mn2576	Mo2020
Line	228.616 {447}	205.560 {464}	324.754 {104}	259.940 {130}	766.490 { 44}	670.784 { 50}	279.079 {121}2	257.610 {131}	202.030 {467}
Units	ppm	ppm	ppm	ppm	ppm	ppm	ppm	ppm	ppm
Avg	**-.00029**	**.00069**	**.00158**	**5.5310**	**5.3631**	**.01022**	**7.6754**	**.19002**	**.00344**
Stddev	.00026	.00050	.00065	.0067	.0522	.00199	.0175	.00019	.00085
%RSD	89.600	72.108	40.994	.12201	.97303	19.459	.22808	.10009	24.861
#1	-.00047	.00105	.00112	5.5262	5.3262	.01163	7.6630	.18989	.00283
#2	-.00011	.00034	.00204	5.5357	5.4000	.00882	7.6878	.19015	.00404
Check ?	Chk Pass	Chk Pass	Chk Pass	Chk Pass	Chk Pass	Chk Pass	Chk Pass	Chk Pass	Chk Pass
High Limit									
Low Limit									

Elem	Na8183	Ni2316	P_1782	Pb2203	S_1820	Sb2068	Se1960	Si2881	SiO2
Line	818.326 { 41}	231.604 {446}	178.284 {489}	220.353 {453}	182.034 {485}	206.833 {463}	196.090 {472}	288.158 {117}	288.158 {117}2
Units	ppm	ppm	ppm	ppm	ppm	ppm	ppm	ppm	ppm
Avg	**34.993**	**.00285**	**.46909**	**.00032**	**.70659**	**.00486**	**.01425**	**17.155**	**36.711**
Stddev	.247	.00005	.00548	.00114	.00879	.00414	.00472	.031	.066
%RSD	.70714	1.6950	1.1690	358.51	1.2442	85.093	33.093	.17926	.17926
#1	34.818	.00288	.47297	.00112	.71281	.00194	.01758	17.133	36.665
#2	35.168	.00282	.46521	-.00049	.70038	.00779	.01092	17.177	36.758
Check ?	Chk Pass	Chk Pass	Chk Pass	Chk Pass	Chk Pass	Chk Pass	Chk Pass	Chk Pass	Chk Pass
High Limit									
Low Limit									

Elem	Sn1899	Sr4077	Th2837	Ti3349	Tl1908	U_3701	V_2924	Zn2062	Zr3391
Line	189.989 {477}	407.771 { 83}	283.730 {119}	334.904 {101}	190.856 {477}	370.152 { 91}	292.402 {115}	206.200 {163}	339.198 { 99}
Units	ppm	ppm	ppm	ppm	ppm	ppm	ppm	ppm	ppm
Avg	**.00094**	**.31024**	**.00079**	**.00008**	**.02254**	**-.03112**	**.00094**	**.00024**	**-.00145**
Stddev	.00058	.00012	.00325	.00041	.00599	.00777	.00040	.00030	.00069
%RSD	61.470	.03960	409.48	524.59	26.589	24.971	42.714	124.12	47.464
#1	.00135	.31032	.00309	-.00021	.01830	-.03662	.00123	.00003	-.00096
#2	.00053	.31015	-.00151	.00037	.02678	-.02563	.00066	.00046	-.00194
Check ?	Chk Pass	Chk Pass	Chk Pass	Chk Pass	Chk Pass	Chk Pass	Chk Pass	Chk Pass	Chk Pass
High Limit									
Low Limit									

Int. Std.	Y_2243	Y_3600	Y_3774
Line	224.306 {450}	360.073 { 94}	377.433 { 89}
Units	Cts/S	Cts/S	Cts/S
Avg	**2653.1**	**41521.**	**2085.6**
Stddev	6.9	368.	11.2
%RSD	.26092	.88557	.53497
#1	2658.0	41261.	2077.7
#2	2648.2	41781.	2093.5

Sample Name: 320-18796-D-1-A Acquired: 5/18/2016 16:33:21 Type: Unk
Method: 6500_025(v6) Mode: CONC Corr. Factor: 1.000000
User: CRHOADES Prep Date: Custom ID2: Custom ID3:
Comment: 325380 6010C (Ca Fe) Q5

Elem	Ag3280	Al1670	As1890	B_2089	Ba4554	Be3130	Bi2230	Ca3179	Cd2288
Line	328.068 {103}	167.079 {502}	189.042 {478}	208.959 {461}	455.403 { 74}	313.042 {108}	223.061 {451}	317.933 {106}	228.802 {447}
Units	ppm	ppm	ppm	ppm	ppm	ppm	ppm	ppm	ppm
Avg	**-.00077**	**.10642**	**-.00078**	**.03248**	**.01740**	**.00007**	**-.00122**	**11.285**	**-.00025**
Stddev	.00048	.00139	.00011	.00257	.00012	.00011	.00360	.001	.00010
%RSD	62.305	1.3060	13.708	7.9007	.66925	164.06	294.82	.00857	42.256
#1	-.00111	.10740	-.00070	.03429	.01731	.00014	.00133	11.285	-.00017
#2	-.00043	.10544	-.00085	.03066	.01748	-.00001	-.00377	11.284	-.00032
Check ?	Chk Pass	Chk Pass	Chk Pass	Chk Pass	Chk Pass	Chk Pass	Chk Pass	Chk Pass	Chk Pass
High Limit									
Low Limit									

Elem	Co2286	Cr2055	Cu3247	Fe2599	K_7664	Li6707	Mg2790	Mn2576	Mo2020
Line	228.616 {447}	205.560 {464}	324.754 {104}	259.940 {130}	766.490 { 44}	670.784 { 50}	279.079 {121}2	257.610 {131}	202.030 {467}
Units	ppm	ppm	ppm	ppm	ppm	ppm	ppm	ppm	ppm
Avg	**-.00002**	**.00044**	**1.1924**	**1.1239**	**4.9088**	**.00356**	**2.0569**	**.51924**	**.00084**
Stddev	.00005	.00007	.0004	.0075	.0191	.00065	.0047	.00107	.00023
%RSD	309.20	16.875	.03056	.66650	.38855	18.292	.22703	.20562	27.632
#1	-.00006	.00039	1.1921	1.1186	4.9223	.00310	2.0536	.51848	.00067
#2	.00002	.00049	1.1927	1.1292	4.8954	.00402	2.0602	.51999	.00100
Check ?	Chk Pass	Chk Pass	Chk Pass	Chk Pass	Chk Pass	Chk Pass	Chk Pass	Chk Pass	Chk Pass
High Limit									
Low Limit									

Elem	Na8183	Ni2316	P_1782	Pb2203	S_1820	Sb2068	Se1960	Si2881	SiO2
Line	818.326 { 41}	231.604 {446}	178.284 {489}	220.353 {453}	182.034 {485}	206.833 {463}	196.090 {472}	288.158 {117}	288.158 {117}2
Units	ppm	ppm	ppm	ppm	ppm	ppm	ppm	ppm	ppm
Avg	**54.290**	**-.00042**	**1.7109**	**.00128**	**2.7680**	**.00374**	**-.00129**	**3.9121**	**8.3719**
Stddev	.789	.00007	.0403	.00134	.0622	.00010	.00377	.0387	.0829
%RSD	1.4528	17.176	2.3575	104.64	2.2467	2.7682	292.34	.99036	.99036
#1	53.732	-.00037	1.7395	.00033	2.8119	.00367	.00138	3.9395	8.4305
#2	54.848	-.00047	1.6824	.00223	2.7240	.00381	-.00395	3.8847	8.3133
Check ?	Chk Pass	Chk Pass	Chk Pass	Chk Pass	Chk Pass	Chk Pass	Chk Pass	Chk Pass	Chk Pass
High Limit									
Low Limit									

Elem	Sn1899	Sr4077	Th2837	Ti3349	Tl1908	U_3701	V_2924	Zn2062	Zr3391
Line	189.989 {477}	407.771 { 83}	283.730 {119}	334.904 {101}	190.856 {477}	370.152 { 91}	292.402 {115}	206.200 {163}	339.198 { 99}
Units	ppm	ppm	ppm	ppm	ppm	ppm	ppm	ppm	ppm
Avg	**.00044**	**.07048**	**.00309**	**.00035**	**.00140**	**-.04528**	**.00115**	**.00458**	**.00123**
Stddev	.00080	.00022	.00209	.00005	.00312	.03732	.00005	.00016	.00691
%RSD	181.24	.31013	67.683	12.934	222.80	82.402	4.6207	3.3894	560.54
#1	.00100	.07063	.00161	.00032	-.00081	-.01890	.00119	.00447	.00611
#2	-.00012	.07032	.00456	.00038	.00361	-.07167	.00112	.00469	-.00365
Check ?	Chk Pass	Chk Pass	Chk Pass	Chk Pass	Chk Pass	Chk Pass	Chk Pass	Chk Pass	Chk Pass
High Limit									
Low Limit									

Int. Std.	Y_2243	Y_3600	Y_3774
Line	224.306 {450}	360.073 { 94}	377.433 { 89}
Units	Cts/S	Cts/S	Cts/S
Avg	**2671.8**	**41967.**	**2218.4**
Stddev	6.6	223.	35.1
%RSD	.24604	.53189	1.5826
#1	2667.2	42125.	2193.5
#2	2676.5	41810.	2243.2

Sample Name: 320-18796-D-2-A Acquired: 5/18/2016 16:36:01 Type: Unk
Method: 6500_025(v6) Mode: CONC Corr. Factor: 1.000000
User: CRHOADES Prep Date: Custom ID2: Custom ID3:
Comment: 325380 6010C (Ca Fe) Q5

Elem	Ag3280	Al1670	As1890	B_2089	Ba4554	Be3130	Bi2230	Ca3179	Cd2288
Line	328.068 {103}	167.079 {502}	189.042 {478}	208.959 {461}	455.403 { 74}	313.042 {108}	223.061 {451}	317.933 {106}	228.802 {447}
Units	ppm	ppm	ppm	ppm	ppm	ppm	ppm	ppm	ppm
Avg	**-.00037**	**.01000**	**.00336**	**.05850**	**.00304**	**.00006**	**.00166**	**20.384**	**-.00024**
Stddev	.00040	.00052	.00030	.00013	.00030	.00004	.00099	.001	.00003
%RSD	110.01	5.1632	8.9932	.22013	10.037	59.409	59.848	.00408	13.268
#1	-.00065	.01036	.00357	.05859	.00282	.00009	.00236	20.385	-.00026
#2	-.00008	.00963	.00314	.05841	.00325	.00004	.00096	20.384	-.00022
Check ?	Chk Pass	Chk Pass	Chk Pass	Chk Pass	Chk Pass	Chk Pass	Chk Pass	Chk Pass	Chk Pass
High Limit									
Low Limit									

Elem	Co2286	Cr2055	Cu3247	Fe2599	K_7664	Li6707	Mg2790	Mn2576	Mo2020
Line	228.616 {447}	205.560 {464}	324.754 {104}	259.940 {130}	766.490 { 44}	670.784 { 50}	279.079 {121}2	257.610 {131}	202.030 {467}
Units	ppm	ppm	ppm	ppm	ppm	ppm	ppm	ppm	ppm
Avg	**-.00039**	**.00001**	**.05093**	**.35121**	**8.9158**	**.00465**	**3.7858**	**.15437**	**-.00046**
Stddev	.00006	.00029	.00061	.00283	.0025	.00394	.0009	.00001	.00040
%RSD	15.024	2466.4	1.1992	.80561	.02765	84.699	.02425	.00431	87.271
#1	-.00043	-.00019	.05050	.34921	8.9140	.00744	3.7852	.15437	-.00074
#2	-.00035	.00022	.05136	.35322	8.9175	.00187	3.7865	.15438	-.00017
Check ?	Chk Pass	Chk Pass	Chk Pass	Chk Pass	Chk Pass	Chk Pass	Chk Pass	Chk Pass	Chk Pass
High Limit									
Low Limit									

Elem	Na8183	Ni2316	P_1782	Pb2203	S_1820	Sb2068	Se1960	Si2881	SiO2
Line	818.326 { 41}	231.604 {446}	178.284 {489}	220.353 {453}	182.034 {485}	206.833 {463}	196.090 {472}	288.158 {117}	288.158 {117}2
Units	ppm	ppm	ppm	ppm	ppm	ppm	ppm	ppm	ppm
Avg	**62.019**	**.00018**	**1.9012**	**-.00081**	**2.1624**	**.00188**	**.00253**	**9.2472**	**19.789**
Stddev	.154	.00037	.0193	.00183	.0270	.00056	.00313	.0655	.140
%RSD	.24906	200.64	1.0156	226.56	1.2505	29.990	123.77	.70873	.70873
#1	62.128	-.00008	1.9149	.00049	2.1815	.00148	.00475	9.2935	19.888
#2	61.910	.00044	1.8876	-.00210	2.1433	.00228	.00032	9.2008	19.690
Check ?	Chk Pass	Chk Pass	Chk Pass	Chk Pass	Chk Pass	Chk Pass	Chk Pass	Chk Pass	Chk Pass
High Limit									
Low Limit									

Elem	Sn1899	Sr4077	Th2837	Ti3349	Tl1908	U_3701	V_2924	Zn2062	Zr3391
Line	189.989 {477}	407.771 { 83}	283.730 {119}	334.904 {101}	190.856 {477}	370.152 { 91}	292.402 {115}	206.200 {163}	339.198 { 99}
Units	ppm	ppm	ppm	ppm	ppm	ppm	ppm	ppm	ppm
Avg	**-.00136**	**.11894**	**.00196**	**-.00057**	**-.00269**	**-.03865**	**.00075**	**.00886**	**-.00233**
Stddev	.00170	.00003	.00182	.00014	.00155	.01932	.00005	.00014	.00006
%RSD	124.54	.02271	92.938	25.350	57.570	49.978	7.0964	1.5682	2.5233
#1	-.00016	.11896	.00325	-.00067	-.00159	-.05231	.00078	.00896	-.00229
#2	-.00256	.11892	.00067	-.00047	-.00378	-.02499	.00071	.00876	-.00237
Check ?	Chk Pass	Chk Pass	Chk Pass	Chk Pass	Chk Pass	Chk Pass	Chk Pass	Chk Pass	Chk Pass
High Limit									
Low Limit									

Int. Std.	Y_2243	Y_3600	Y_3774
Line	224.306 {450}	360.073 { 94}	377.433 { 89}
Units	Cts/S	Cts/S	Cts/S
Avg	**2657.5**	**41771.**	**2211.4**
Stddev	1.6	82.	9.5
%RSD	.06131	.19688	.42848
#1	2658.7	41830.	2204.7
#2	2656.4	41713.	2218.1

Sample Name: 320-18796-D-3-A Acquired: 5/18/2016 16:38:40 Type: Unk
Method: 6500_025(v6) Mode: CONC Corr. Factor: 1.000000
User: CRHOADES Prep Date: Custom ID2: Custom ID3:
Comment: 325380 6010C (Ca Fe) Q5

Elem	Ag3280	Al1670	As1890	B_2089	Ba4554	Be3130	Bi2230	Ca3179	Cd2288
Line	328.068 {103}	167.079 {502}	189.042 {478}	208.959 {461}	455.403 { 74}	313.042 {108}	223.061 {451}	317.933 {106}	228.802 {447}
Units	ppm	ppm	ppm	ppm	ppm	ppm	ppm	ppm	ppm
Avg	**.00010**	**.09430**	**-.00030**	**.03419**	**.01664**	**.00019**	**.00111**	**13.490**	**-.00006**
Stddev	.00107	.00088	.00339	.00020	.00004	.00044	.00333	.087	.00031
%RSD	1026.1	.93387	1136.6	.59634	.25128	232.38	299.80	.64255	486.85
#1	-.00065	.09367	-.00270	.03404	.01666	.00050	-.00124	13.429	.00015
#2	.00086	.09492	.00210	.03433	.01661	-.00012	.00346	13.551	-.00028
Check ?	Chk Pass	Chk Pass	Chk Pass	Chk Pass	Chk Pass	Chk Pass	Chk Pass	Chk Pass	Chk Pass
High Limit									
Low Limit									

Elem	Co2286	Cr2055	Cu3247	Fe2599	K_7664	Li6707	Mg2790	Mn2576	Mo2020
Line	228.616 {447}	205.560 {464}	324.754 {104}	259.940 {130}	766.490 { 44}	670.784 { 50}	279.079 {121}2	257.610 {131}	202.030 {467}
Units	ppm	ppm	ppm	ppm	ppm	ppm	ppm	ppm	ppm
Avg	**-.00021**	**.00051**	**1.7350**	**1.5232**	**5.8754**	**.00524**	**2.4537**	**.72617**	**-.00044**
Stddev	.00026	.00007	.0040	.0036	.0027	.00037	.0046	.00012	.00044
%RSD	124.42	14.706	.23204	.23355	.04648	6.9641	.18534	.01600	101.47
#1	-.00003	.00046	1.7321	1.5207	5.8773	.00550	2.4505	.72625	-.00012
#2	-.00039	.00056	1.7378	1.5257	5.8734	.00499	2.4569	.72609	-.00075
Check ?	Chk Pass	Chk Pass	Chk Pass	Chk Pass	Chk Pass	Chk Pass	Chk Pass	Chk Pass	Chk Pass
High Limit									
Low Limit									

Elem	Na8183	Ni2316	P_1782	Pb2203	S_1820	Sb2068	Se1960	Si2881	SiO2
Line	818.326 { 41}	231.604 {446}	178.284 {489}	220.353 {453}	182.034 {485}	206.833 {463}	196.090 {472}	288.158 {117}	288.158 {117}2
Units	ppm	ppm	ppm	ppm	ppm	ppm	ppm	ppm	ppm
Avg	**55.667**	**.00058**	W **2.2255**	**-.00194**	**2.7173**	**-.00018**	**-.00163**	**4.7615**	**10.190**
Stddev	.070	.00066	.0361	.00005	.0403	.00126	.00133	.0189	.041
%RSD	.12630	114.76	1.6234	2.6924	1.4815	718.06	81.796	.39771	.39771
#1	55.717	.00105	2.1999	-.00190	2.6889	.00072	-.00069	4.7482	10.161
#2	55.618	.00011	2.2510	-.00198	2.7458	-.00107	-.00257	4.7749	10.218
Check ?	Chk Pass	Chk Pass	Chk Warn	Chk Pass	Chk Pass	Chk Pass	Chk Pass	Chk Pass	Chk Pass
High Limit			2.0000						
Low Limit			-1.0000						

Elem	Sn1899	Sr4077	Th2837	Ti3349	Tl1908	U_3701	V_2924	Zn2062	Zr3391
Line	189.989 {477}	407.771 { 83}	283.730 {119}	334.904 {101}	190.856 {477}	370.152 { 91}	292.402 {115}	206.200 {163}	339.198 { 99}
Units	ppm	ppm	ppm	ppm	ppm	ppm	ppm	ppm	ppm
Avg	**-.00011**	**.08351**	**.00187**	**.00105**	**-.00280**	**.00634**	**.00130**	**.00579**	**-.00218**
Stddev	.00013	.00056	.00148	.00012	.00610	.02022	.00019	.00064	.00074
%RSD	117.47	.66733	79.043	11.135	217.97	318.79	14.878	11.133	33.960
#1	-.00020	.08312	.00291	.00097	-.00712	-.00795	.00117	.00534	-.00270
#2	-.00002	.08391	.00082	.00114	.00152	.02064	.00144	.00625	-.00165
Check ?	Chk Pass	Chk Pass	Chk Pass	Chk Pass	Chk Pass	Chk Pass	Chk Pass	Chk Pass	Chk Pass
High Limit									
Low Limit									

Int. Std.	Y_2243	Y_3600	Y_3774
Line	224.306 {450}	360.073 { 94}	377.433 { 89}
Units	Cts/S	Cts/S	Cts/S
Avg	**2729.5**	**42331.**	**2233.1**
Stddev	40.4	66.	27.8
%RSD	1.4799	.15513	1.2442
#1	2758.0	42377.	2252.8
#2	2700.9	42284.	2213.5

Sample Name: 320-18796-D-4-A Acquired: 5/18/2016 16:41:20 Type: Unk
Method: 6500_025(v6) Mode: CONC Corr. Factor: 1.000000
User: CRHOADES Prep Date: Custom ID2: Custom ID3:
Comment: 325380 6010C (Ca Fe) Q5

Elem	Ag3280	Al1670	As1890	B_2089	Ba4554	Be3130	Bi2230	Ca3179	Cd2288
Line	328.068 {103}	167.079 {502}	189.042 {478}	208.959 {461}	455.403 { 74}	313.042 {108}	223.061 {451}	317.933 {106}	228.802 {447}
Units	ppm	ppm	ppm	ppm	ppm	ppm	ppm	ppm	ppm
Avg	**-.00053**	**.10207**	**-.00650**	**.03156**	**.01747**	**.00017**	**-.00233**	**12.482**	**-.00026**
Stddev	.00008	.00032	.00506	.00002	.00084	.00000	.00118	.066	.00031
%RSD	15.405	.31440	77.873	.07055	4.8124	2.5878	50.561	.52827	118.76
#1	-.00047	.10184	-.01007	.03158	.01688	.00016	-.00317	12.435	-.00048
#2	-.00059	.10230	-.00292	.03155	.01807	.00017	-.00150	12.528	-.00004
Check ?	Chk Pass	Chk Pass	Chk Pass	Chk Pass	Chk Pass	Chk Pass	Chk Pass	Chk Pass	Chk Pass
High Limit									
Low Limit									

Elem	Co2286	Cr2055	Cu3247	Fe2599	K_7664	Li6707	Mg2790	Mn2576	Mo2020
Line	228.616 {447}	205.560 {464}	324.754 {104}	259.940 {130}	766.490 { 44}	670.784 { 50}	279.079 {121}2	257.610 {131}	202.030 {467}
Units	ppm	ppm	ppm	ppm	ppm	ppm	ppm	ppm	ppm
Avg	**.00020**	**-.00013**	**1.7274**	**1.3737**	**5.5405**	**.00361**	**2.2489**	**.60560**	**-.00027**
Stddev	.00016	.00037	.0060	.0082	.0454	.00130	.0029	.00250	.00082
%RSD	82.328	287.20	.34889	.60010	.81885	36.028	.12851	.41355	297.15
#1	.00031	.00013	1.7316	1.3678	5.5085	.00269	2.2469	.60737	-.00085
#2	.00008	-.00039	1.7231	1.3795	5.5726	.00453	2.2509	.60383	.00030
Check ?	Chk Pass	Chk Pass	Chk Pass	Chk Pass	Chk Pass	Chk Pass	Chk Pass	Chk Pass	Chk Pass
High Limit									
Low Limit									

Elem	Na8183	Ni2316	P_1782	Pb2203	S_1820	Sb2068	Se1960	Si2881	SiO2
Line	818.326 { 41}	231.604 {446}	178.284 {489}	220.353 {453}	182.034 {485}	206.833 {463}	196.090 {472}	288.158 {117}	288.158 {117}2
Units	ppm	ppm	ppm	ppm	ppm	ppm	ppm	ppm	ppm
Avg	**55.419**	**.00038**	W **2.0231**	**-.00031**	**2.9399**	**.00027**	**.00267**	**4.3584**	**9.3269**
Stddev	1.066	.00012	.0390	.00264	.0590	.00392	.00881	.0114	.0244
%RSD	1.9231	32.637	1.9299	863.60	2.0053	1436.2	329.40	.26127	.26127
#1	54.665	.00029	1.9955	-.00217	2.8982	-.00250	.00890	4.3503	9.3097
#2	56.172	.00046	2.0507	.00156	2.9815	.00305	-.00355	4.3664	9.3442
Check ?	Chk Pass	Chk Pass	Chk Warn	Chk Pass	Chk Pass	Chk Pass	Chk Pass	Chk Pass	Chk Pass
High Limit			2.0000						
Low Limit			-1.0000						

Elem	Sn1899	Sr4077	Th2837	Ti3349	Tl1908	U_3701	V_2924	Zn2062	Zr3391
Line	189.989 {477}	407.771 { 83}	283.730 {119}	334.904 {101}	190.856 {477}	370.152 { 91}	292.402 {115}	206.200 {163}	339.198 { 99}
Units	ppm	ppm	ppm	ppm	ppm	ppm	ppm	ppm	ppm
Avg	**.00056**	**.07719**	**.00129**	**.00000**	**-.00340**	**-.00506**	**.00161**	**.00616**	**.00006**
Stddev	.00111	.00067	.00086	.00037	.00101	.01086	.00005	.00072	.00110
%RSD	200.26	.86920	67.007	34706.	29.791	214.66	2.9777	11.624	1867.3
#1	-.00023	.07671	.00068	-.00026	-.00268	-.01274	.00158	.00666	.00084
#2	.00134	.07766	.00190	.00026	-.00411	.00262	.00165	.00565	-.00072
Check ?	Chk Pass	Chk Pass	Chk Pass	Chk Pass	Chk Pass	Chk Pass	Chk Pass	Chk Pass	Chk Pass
High Limit									
Low Limit									

Int. Std.	Y_2243	Y_3600	Y_3774
Line	224.306 {450}	360.073 { 94}	377.433 { 89}
Units	Cts/S	Cts/S	Cts/S
Avg	**2684.8**	**42023.**	**2253.2**
Stddev	7.8	271.	21.6
%RSD	.28881	.64375	.95856
#1	2690.3	41831.	2268.4
#2	2679.4	42214.	2237.9

Sample Name: 320-18796-D-5-A Acquired: 5/18/2016 16:43:59 Type: Unk
Method: 6500_025(v6) Mode: CONC Corr. Factor: 1.000000
User: CRHOADES Prep Date: Custom ID2: Custom ID3:
Comment: 325380 6010C (Ca Fe) Q5

Elem	Ag3280	Al1670	As1890	B_2089	Ba4554	Be3130	Bi2230	Ca3179	Cd2288
Line	328.068 {103}	167.079 {502}	189.042 {478}	208.959 {461}	455.403 { 74}	313.042 {108}	223.061 {451}	317.933 {106}	228.802 {447}
Units	ppm	ppm	ppm	ppm	ppm	ppm	ppm	ppm	ppm
Avg	k **.00379**	k **.61881**	kW **-.01322**	**.06187**	**2.4942**	k **.00338**	kW **.09832**	**99.516**	k **.00052**
Stddev	.00374	.17103	.00042	.00381	.0405	.00022	.07889	1.715	.00011
%RSD	98.898	27.639	3.1555	6.1533	1.6239	6.4848	80.239	1.7237	20.441
#1	.00114	.49787	-.01293	.05918	2.5228	.00354	.04254	100.73	.00059
#2	k .00643	k .73974	k -.01352	.06456	2.4655	k .00323	k .15410	98.303	k .00044
Check ?	Chk Pass	Chk Pass	Chk Warn	Chk Pass	Chk Pass	Chk Pass	Chk Warn	Chk Pass	Chk Pass
High Limit			10.000				.05000		
Low Limit			-.01000				-.05000		

Elem	Co2286	Cr2055	Cu3247	Fe2714	K_7664	Li6707	Mg2790	Mn2576	Mo2020
Line	228.616 {447}	205.560 {464}	324.754 {104}	271.441 {124}	766.490 { 44}	670.784 { 50}	279.079 {121}2	257.610 {131}	202.030 {467}
Units	ppm	ppm	ppm	ppm	ppm	ppm	ppm	ppm	ppm
Avg	k **-.00404**	k **.00748**	k **1.5437**	kW **635.12**	**6.2515**	**.01055**	k **9.4167**	^ *****	k **-.00317**
Stddev	.00025	.00025	.0028	.45	.0183	.00110	.0891	-----	.00048
%RSD	6.1368	3.2937	.18286	.07160	.29275	10.397	.94659	-----	15.117
#1	-.00422	.00766	1.5417	634.79	6.2386	.00978	9.4797	50.262	-.00350
#2	k -.00386	k .00731	k 1.5457	k 635.44	6.2645	.01133	k 9.3536	^ -----	k -.00283
Check ?	Chk Pass	Chk Pass	Chk Pass	Chk Warn	Chk Pass	Chk Pass	Chk Pass	Chk Pass	Chk Pass
High Limit				500.00					
Low Limit				40.000					

Elem	Na8183	Ni2316	P_1782	Pb2203	S_1820	Sb2068	Se1960	Si2881	SiO2
Line	818.326 { 41}	231.604 {446}	178.284 {489}	220.353 {453}	182.034 {485}	206.833 {463}	196.090 {472}	288.158 {117}	288.158 {117}2
Units	ppm	ppm	ppm	ppm	ppm	ppm	ppm	ppm	ppm
Avg	**32.816**	k **.01488**	W **23.056**	k **.00773**	k **.87649**	k **-.00012**	k **.02272**	W **115.18**	W **246.48**
Stddev	.095	.00087	1.002	.00183	.07996	.01549	.01342	2.02	4.33
%RSD	.29073	5.8292	4.3445	23.629	9.1226	13296.	59.075	1.7579	1.7579
#1	32.749	.01427	22.347	.00643	.93303	-.01107	.01323	116.61	249.55
#2	32.884	k .01550	23.764	k .00902	k .81995	k .01084	k .03221	113.75	243.42
Check ?	Chk Pass	Chk Pass	Chk Warn	Chk Pass	Chk Pass	Chk Pass	Chk Pass	Chk Warn	Chk Warn
High Limit			2.0000					50.000	107.00
Low Limit			-1.0000					-.10000	-.21400

Elem	Sn1899	Sr4077	Th2837	Ti3349	Tl1908	U_3701	V_2924	Zn2062	Zr3391
Line	189.989 {477}	407.771 { 83}	283.730 {119}	334.904 {101}	190.856 {477}	370.152 { 91}	292.402 {115}	206.200 {163}	339.198 { 99}
Units	ppm	ppm	ppm	ppm	ppm	ppm	ppm	ppm	ppm
Avg	k **.00224**	**1.4794**	k **.22883**	k **.00690**	k **.02294**	k **-.03692**	k **.02125**	**.19872**	k **-.00557**
Stddev	.00033	.0282	.34804	.00005	.00821	.08949	.01058	.00134	.01494
%RSD	14.883	1.9078	152.10	.71811	35.801	242.35	49.804	.67337	268.18
#1	.00247	1.4994	-.01727	.00687	.02875	.02635	.02873	.19778	.00499
#2	k .00200	1.4595	k .47493	k .00694	k .01713	k -.10020	k .01377	.19967	k -.01614
Check ?	Chk Pass	Chk Pass	Chk Pass	Chk Pass	Chk Pass	Chk Pass	Chk Pass	Chk Pass	Chk Pass
High Limit									
Low Limit									

Int. Std.	Y_2243	Y_3600	Y_3774
Line	224.306 {450}	360.073 { 94}	377.433 { 89}
Units	Cts/S	Cts/S	Cts/S
Avg	**2693.6**	**40310.**	**2216.7**
Stddev	118.1	136.	48.3
%RSD	4.3835	.33792	2.1777
#1	2777.1	40214.	2182.5
#2	2610.1	40406.	2250.8

Sample Name: 320-18796-D-6-A Acquired: 5/18/2016 16:46:56 Type: Unk
Method: 6500_025(v6) Mode: CONC Corr. Factor: 1.000000
User: CRHOADES Prep Date: Custom ID2: Custom ID3:
Comment: 325380 6010C (Ca Fe) Q5

Elem	Ag3280	Al1670	As1890	B_2089	Ba4554	Be3130	Bi2230	Ca3179	Cd2288
Line	328.068 {103}	167.079 {502}	189.042 {478}	208.959 {461}	455.403 { 74}	313.042 {108}	223.061 {451}	317.933 {106}	228.802 {447}
Units	ppm	ppm	ppm	ppm	ppm	ppm	ppm	ppm	ppm
Avg	**-.00076**	**.00232**	**.00266**	**.05945**	**.00656**	**.00014**	**-.00152**	**35.824**	**-.00035**
Stddev	.00014	.00015	.00789	.00093	.00021	.00030	.00040	.042	.00012
%RSD	17.732	6.3041	296.37	1.5709	3.2614	211.28	26.068	.11792	32.905
#1	-.00086	.00243	-.00292	.06011	.00671	-.00007	-.00124	35.794	-.00043
#2	-.00067	.00222	.00825	.05879	.00640	.00036	-.00180	35.854	-.00027
Check ?	Chk Pass	Chk Pass	Chk Pass	Chk Pass	Chk Pass	Chk Pass	Chk Pass	Chk Pass	Chk Pass
High Limit									
Low Limit									

Elem	Co2286	Cr2055	Cu3247	Fe2599	K_7664	Li6707	Mg2790	Mn2576	Mo2020
Line	228.616 {447}	205.560 {464}	324.754 {104}	259.940 {130}	766.490 { 44}	670.784 { 50}	279.079 {121}2	257.610 {131}	202.030 {467}
Units	ppm	ppm	ppm	ppm	ppm	ppm	ppm	ppm	ppm
Avg	**-.00011**	**.00046**	**.01213**	**.18508**	**5.7051**	**.00627**	**6.5637**	**.11128**	**-.00081**
Stddev	.00042	.00054	.00027	.00757	.0027	.00282	.0262	.00036	.00037
%RSD	372.57	117.98	2.2127	4.0925	.04806	44.920	.39964	.32578	45.558
#1	-.00041	.00008	.01232	.19043	5.7031	.00827	6.5822	.11154	-.00055
#2	.00018	.00085	.01194	.17972	5.7070	.00428	6.5451	.11103	-.00107
Check ?	Chk Pass	Chk Pass	Chk Pass	Chk Pass	Chk Pass	Chk Pass	Chk Pass	Chk Pass	Chk Pass
High Limit									
Low Limit									

Elem	Na8183	Ni2316	P_1782	Pb2203	S_1820	Sb2068	Se1960	Si2881	SiO2
Line	818.326 { 41}	231.604 {446}	178.284 {489}	220.353 {453}	182.034 {485}	206.833 {463}	196.090 {472}	288.158 {117}	288.158 {117}2
Units	ppm	ppm	ppm	ppm	ppm	ppm	ppm	ppm	ppm
Avg	**31.590**	**-.00084**	**.03327**	**.00286**	**.58344**	**.00020**	**.00994**	**17.650**	**37.772**
Stddev	.202	.00021	.00316	.00103	.00825	.00329	.00444	.109	.234
%RSD	.63830	25.365	9.4926	36.079	1.4148	1621.0	44.638	.62024	.62024
#1	31.732	-.00069	.03104	.00213	.58928	-.00213	.00680	17.728	37.937
#2	31.447	-.00099	.03550	.00359	.57760	.00253	.01308	17.573	37.606
Check ?	Chk Pass	Chk Pass	Chk Pass	Chk Pass	Chk Pass	Chk Pass	Chk Pass	Chk Pass	Chk Pass
High Limit									
Low Limit									

Elem	Sn1899	Sr4077	Th2837	Ti3349	Tl1908	U_3701	V_2924	Zn2062	Zr3391
Line	189.989 {477}	407.771 { 83}	283.730 {119}	334.904 {101}	190.856 {477}	370.152 { 91}	292.402 {115}	206.200 {163}	339.198 { 99}
Units	ppm	ppm	ppm	ppm	ppm	ppm	ppm	ppm	ppm
Avg	**.00037**	**.24124**	**.00252**	**-.00063**	**-.00253**	W **-.05328**	**.00065**	**.01032**	**-.00064**
Stddev	.00004	.00638	.00026	.00035	.00238	.04797	.00014	.00014	.00292
%RSD	11.371	2.6437	10.361	56.298	94.201	90.037	21.859	1.3938	452.97
#1	.00034	.23673	.00233	-.00038	-.00421	-.01936	.00075	.01022	.00142
#2	.00040	.24575	.00270	-.00088	-.00084	-.08720	.00055	.01043	-.00271
Check ?	Chk Pass	Chk Pass	Chk Pass	Chk Pass	Chk Pass	Chk Warn	Chk Pass	Chk Pass	Chk Pass
High Limit						45.000			
Low Limit						-.05000			

Int. Std.	Y_2243	Y_3600	Y_3774
Line	224.306 {450}	360.073 { 94}	377.433 { 89}
Units	Cts/S	Cts/S	Cts/S
Avg	**2642.7**	**40908.**	**2187.0**
Stddev	6.3	176.	11.1
%RSD	.23882	.42976	.50943
#1	2647.2	41032.	2179.1
#2	2638.3	40783.	2194.8

Sample Name: CCVH-3894253 Acquired: 5/18/2016 16:49:35 Type: QC
Method: 6500_025(v6) Mode: CONC Corr. Factor: 1.000000
User: CRHOADES Prep Date: Custom ID2: Custom ID3:
Comment:

Elem	Ag3280	Al3092	As1890	B_2089	Ba4554	Be3130	Bi2230	Ca3179	Cd2288	Co2286	Cr2055
Units	ppm	ppm	ppm	ppm	ppm	ppm	ppm	ppm	ppm	ppm	ppm
Avg	**-.00099**	**53.629**	**-.00099**	**.00209**	**.00005**	**.00024**	W **1.0919**	**-.00370**	**-.00047**	**-.00117**	**.00031**
Stddev	.00150	.553	.00294	.00054	.00046	.00015	.0041	.01606	.00004	.00010	.00036
%RSD	150.78	1.0308	296.39	25.902	903.83	61.224	.37304	433.77	8.6844	8.8945	115.04
#1	-.00205	54.020	.00109	.00248	-.00027	.00034	1.0948	.00766	-.00050	-.00124	.00057
#2	.00007	53.238	-.00307	.00171	.00037	.00014	1.0890	-.01506	-.00044	-.00110	.00006
Check ?	None	Chk Pass	None	None	None	None	Chk Warn	None	None	None	None
Value							1.0000				
Range							5.0000%				

Elem	Cu3247	Fe2714	K_7664	Li6707	Mg2790	Mn2576	Mo2020	Na8183	Ni2316	P_1782	Pb2203
Units	ppm	ppm	ppm	ppm	ppm	ppm	ppm	ppm	ppm	ppm	ppm
Avg	**.00049**	**50.670**	**.09018**	**-.00006**	**.02289**	**.00097**	**-.00177**	**258.69**	**.00145**	**.00515**	**-.00008**
Stddev	.00098	.138	.10211	.00501	.00700	.00001	.00017	1.28	.00027	.00262	.00020
%RSD	197.73	.27178	113.23	8624.6	30.599	.61933	9.7081	.49496	18.273	50.913	254.56
#1	.00118	50.767	.01798	-.00360	.02784	.00096	-.00189	259.60	.00164	.00701	-.00022
#2	-.00020	50.573	.16238	.00348	.01793	.00097	-.00165	257.79	.00127	.00330	.00006
Check ?	None	Chk Pass	None	None	None	None	None	Chk Pass	None	None	None
Value											
Range											

Elem	S_1820	Sb2068	Se1960	Si2881	SiO2	Sn1899	Sr4077	Th2837	Ti3349	Tl1908	U_3701
Units	ppm	ppm	ppm	ppm	ppm	ppm	ppm	ppm	ppm	ppm	ppm
Avg	W **5.4192**	**-.01295**	**.00546**	**.01574**	**.03369**	**.00116**	**.00053**	W **4.7316**	**.00521**	**-.00362**	W **10.756**
Stddev	.1784	.00260	.00190	.01877	.04016	.00009	.00026	.0067	.00049	.00319	.001
%RSD	3.2915	20.078	34.905	119.21	119.21	8.0957	49.434	.14079	9.4858	88.099	.01168
#1	5.2931	-.01111	.00680	.02901	.06209	.00109	.00071	4.7364	.00555	-.00137	10.757
#2	5.5453	-.01478	.00411	.00247	.00529	.00122	.00034	4.7269	.00486	-.00588	10.755
Check ?	Chk Warn	None	None	None	None	None	None	Chk Warn	None	None	Chk Warn
Value	5.0000							5.0000			10.000
Range	5.0000%							-5.0000%			5.0000%

Elem	V_2924	Zn2062	Zr3391
Units	ppm	ppm	ppm
Avg	**.00967**	**-.00005**	**.05874**
Stddev	.00182	.00002	.00559
%RSD	18.840	40.351	9.5218
#1	.00838	-.00003	.06270
#2	.01096	-.00006	.05479
Check ?	None	None	None
Value			
Range			

Int. Std.	Y_2243	Y_3600	Y_3774
Units	Cts/S	Cts/S	Cts/S
Avg	**2469.8**	**38110.**	**2018.4**
Stddev	9.8	32.	17.3
%RSD	.39767	.08382	.85659
#1	2476.8	38087.	2006.1
#2	2462.9	38132.	2030.6

Sample Name: CCV-3894251 Acquired: 5/18/2016 16:52:11 Type: QC
Method: 6500_025(v6) Mode: CONC Corr. Factor: 1.000000
User: CRHOADES Prep Date: Custom ID2: Custom ID3:
Comment:

Elem	Ag3280	Al1670	As1890	B_2089	Ba4554	Be3130	Bi2230	Ca3179	Cd2288	Co2286	Cr2055	Cu3247	Fe2599
Units	ppm	ppm	ppm	ppm	ppm	ppm	ppm	ppm	ppm	ppm	ppm	ppm	ppm
Avg	**.50483**	**.53300**	**1.0272**	**.48473**	**.50810**	**.47572**	**.00226**	**5.0204**	**.48995**	**.50217**	**.50427**	**.52853**	**2.4608**
Stddev	.00274	.03689	.0720	.03317	.00732	.00509	.00172	.0513	.02232	.03436	.03422	.00173	.0012
%RSD	.54373	6.9221	7.0059	6.8429	1.4409	1.0690	75.966	1.0220	4.5559	6.8433	6.7862	.32734	.04813
#1	.50677	.55909	1.0781	.50818	.51328	.47931	.00105	5.0567	.50573	.52647	.52846	.52975	2.4617
#2	.50289	.50691	.97631	.46127	.50293	.47212	.00347	4.9842	.47416	.47787	.48007	.52731	2.4600
Check ?	Chk Pass	Chk Pass	Chk Pass	Chk Pass	Chk Pass	Chk Pass	None	Chk Pass	Chk Pass	Chk Pass	Chk Pass	Chk Pass	Chk Pass
Value													
Range													

Elem	K_7664	Li6707	Mg2790	Mn2576	Mo2020	Na5895	Ni2316	P_1782	Pb2203	S_1820	Sb2068	Se1960	Si2881
Units	ppm	ppm	ppm	ppm	ppm	ppm	ppm	ppm	ppm	ppm	ppm	ppm	ppm
Avg	**49.420**	**1.0073**	**19.620**	**.48664**	**.50719**	**5.1610**	**.49436**	**.98015**	**1.0129**	**-.01165**	**.99436**	**1.0540**	**4.9546**
Stddev	.439	.0040	.031	.00105	.03734	.0004	.03347	.07034	.0623	.00247	.04486	.0484	.0224
%RSD	.88861	.39320	.15567	.21502	7.3621	.00821	6.7702	7.1767	6.1537	21.219	4.5117	4.5926	.45212
#1	49.731	1.0045	19.641	.48738	.53359	5.1613	.51802	1.0299	1.0570	-.00990	1.0261	1.0882	4.9388
#2	49.110	1.0101	19.598	.48590	.48079	5.1607	.47069	.93041	.96887	-.01339	.96264	1.0198	4.9705
Check ?	Chk Pass	Chk Pass	Chk Pass	Chk Pass	Chk Pass	Chk Pass	Chk Pass	Chk Pass	Chk Pass	None	Chk Pass	Chk Pass	Chk Pass
Value													
Range													

Elem	SiO2	Sn1899	Sr4077	Th2837	Ti3349	Tl1908	U_3701	V_2924	Zn2062	Zr3391
Units	ppm	ppm	ppm	ppm	ppm	ppm	ppm	ppm	ppm	ppm
Avg	**10.603**	**1.0332**	**.49115**	**-.00003**	**.47759**	**1.0514**	**.01597**	**.49937**	**.48395**	**.51722**
Stddev	.048	.0384	.00486	.00221	.00258	.0420	.05154	.00228	.00044	.00058
%RSD	.45212	3.7163	.98979	7016.0	.53946	3.9902	322.79	.45724	.09052	.11183
#1	10.569	1.0603	.49458	-.00159	.47941	1.0811	.05242	.50098	.48426	.51763
#2	10.637	1.0060	.48771	.00153	.47577	1.0218	-.02048	.49776	.48364	.51681
Check ?	Chk Pass	Chk Pass	Chk Pass	None	Chk Pass	Chk Pass	None	Chk Pass	Chk Pass	Chk Pass
Value										
Range										

Int. Std.	Y_2243	Y_3600	Y_3774
Units	Cts/S	Cts/S	Cts/S
Avg	**2734.7**	**40728.**	**2178.5**
Stddev	177.4	147.	.1
%RSD	6.4876	.36153	.00249
#1	2609.3	40832.	2178.5
#2	2860.2	40624.	2178.5

Sample Name: CCB Acquired: 5/18/2016 16:54:41 Type: QC
Method: 6500_025(v6) Mode: CONC Corr. Factor: 1.000000
User: CRHOADES Prep Date: Custom ID2: Custom ID3:
Comment:

Elem	Ag3280	Al1670	As1890	B_2089	Ba4554	Be3130	Bi2230	Ca3179	Cd2288	Co2286	Cr2055
Units	ppm	ppm	ppm	ppm	ppm	ppm	ppm	ppm	ppm	ppm	ppm
Avg	**-.00091**	**.00012**	**.00097**	**.00117**	**-.00055**	**.00023**	**.00462**	**-.01954**	**-.00035**	**-.00023**	**.00015**
Stddev	.00090	.00050	.00220	.00077	.00029	.00012	.00030	.00638	.00026	.00074	.00031
%RSD	98.815	400.93	227.40	65.376	53.217	52.800	6.3929	32.623	74.708	318.39	201.73
#1	-.00028	-.00023	.00252	.00172	-.00034	.00032	.00482	-.02405	-.00016	-.00076	-.00006
#2	-.00155	.00048	-.00059	.00063	-.00076	.00015	.00441	-.01503	-.00053	.00029	.00037
Check ?	Chk Pass	Chk Pass	Chk Pass	Chk Pass	Chk Pass	Chk Pass	Chk Pass	Chk Pass	Chk Pass	Chk Pass	Chk Pass
High Limit											
Low Limit											

Elem	Cu3247	Fe2599	K_7664	Li6707	Mg2790	Mn2576	Mo2020	Na5895	Ni2316	P_1782	Pb2203
Units	ppm	ppm	ppm	ppm	ppm	ppm	ppm	ppm	ppm	ppm	ppm
Avg	**-.00087**	**-.00249**	**.09069**	**.00063**	**.00179**	**.00005**	**.00120**	**.05552**	**-.00013**	**.00025**	**.00036**
Stddev	.00025	.00679	.04690	.00300	.00063	.00010	.00144	.01335	.00029	.00150	.00094
%RSD	28.648	272.36	51.711	472.97	35.128	206.37	119.75	24.037	227.63	600.76	260.35
#1	-.00104	.00231	.12385	-.00149	.00223	-.00002	.00018	.06496	.00008	-.00081	-.00031
#2	-.00069	-.00730	.05753	.00276	.00135	.00012	.00222	.04609	-.00033	.00131	.00103
Check ?	Chk Pass	Chk Pass	Chk Pass	Chk Pass	Chk Pass	Chk Pass	Chk Pass	Chk Pass	Chk Pass	Chk Pass	Chk Pass
High Limit											
Low Limit											

Elem	S_1820	Sb2068	Se1960	Si2881	SiO2	Sn1899	Sr4077	Th2837	Ti3349	Tl1908	U_3701
Units	ppm	ppm	ppm	ppm	ppm	ppm	ppm	ppm	ppm	ppm	ppm
Avg	**-.01007**	W **.00743**	**.00310**	**.01035**	**.02214**	**-.00027**	**-.00002**	**.00322**	**-.00016**	**-.00017**	**-.06256**
Stddev	.00501	.00184	.00522	.00559	.01197	.00032	.00020	.00257	.00035	.00015	.02470
%RSD	49.739	24.745	168.66	54.045	54.045	117.97	871.01	79.800	221.23	85.404	39.482
#1	-.01361	.00613	.00679	.01430	.03060	-.00050	-.00016	.00140	.00009	-.00028	-.08002
#2	-.00653	.00873	-.00060	.00639	.01368	-.00005	.00012	.00503	-.00041	-.00007	-.04509
Check ?	Chk Pass	Chk Warn	Chk Pass	Chk Pass	Chk Pass	Chk Pass	Chk Pass	Chk Pass	Chk Pass	Chk Pass	Chk Pass
High Limit		.00100									
Low Limit		-.00100									

Elem	V_2924	Zn2062	Zr3391
Units	ppm	ppm	ppm
Avg	**.00104**	**-.00066**	**.00051**
Stddev	.00024	.00041	.00113
%RSD	22.745	61.971	218.91
#1	.00087	-.00037	-.00028
#2	.00121	-.00095	.00131
Check ?	Chk Pass	Chk Pass	Chk Pass
High Limit			
Low Limit			

Int. Std.	Y_2243	Y_3600	Y_3774
Units	Cts/S	Cts/S	Cts/S
Avg	**2664.2**	**40941.**	**2174.3**
Stddev	56.0	78.	9.6
%RSD	2.1025	.19030	.44121
#1	2703.8	40996.	2167.6
#2	2624.5	40886.	2181.1

Sample Name: CCVL-3897520 Acquired: 5/18/2016 16:57:03 Type: QC
Method: 6500_025(v6) Mode: CONC Corr. Factor: 1.000000
User: CRHOADES Prep Date: Custom ID2: Custom ID3:
Comment:

Elem	Ag3280	Al1670	As1890	B_2089	Ba4554	Be3130	Bi2230	Ca3179	Cd2288	Co2286	Cr2055	Cu3247
Units	ppm	ppm	ppm	ppm	ppm	ppm	ppm	ppm	ppm	ppm	ppm	ppm
Avg	**.01036**	**.11097**	**.01183**	**.09147**	**.00925**	F **.00134**	**.10667**	**.19150**	**.00489**	**.00971**	**.01046**	**.01558**
Stddev	.00039	.00028	.00162	.00507	.00035	.00010	.00722	.00217	.00038	.00033	.00053	.00028
%RSD	3.7173	.25007	13.702	5.5463	3.7914	7.5741	6.7687	1.1320	7.8191	3.3963	5.0377	1.7764
#1	.01009	.11077	.01069	.08788	.00900	.00127	.10156	.18997	.00462	.00948	.01008	.01538
#2	.01063	.11116	.01298	.09506	.00950	.00141	.11177	.19303	.00516	.00995	.01083	.01578
Check ?	Chk Pass	Chk Pass	Chk Pass	Chk Pass	Chk Pass	Chk Fail	Chk Pass	Chk Pass	Chk Pass	Chk Pass	Chk Pass	Chk Pass
Value						.00100						
Range						30.000%						

Elem	Fe2599	K_7664	Li6707	Mg2790	Mn2576	Mo2020	Na5895	Ni2316	P_1782	Pb2203	S_1820	Sb2068
Units	ppm	ppm	ppm	ppm	ppm	ppm	ppm	ppm	ppm	ppm	ppm	ppm
Avg	**.12177**	**3.0545**	**.01226**	**.20454**	**.01048**	**.01961**	**1.0723**	**.03962**	**2.7991**	**.01138**	**-.01056**	**.02514**
Stddev	.00339	.0563	.00145	.00679	.00014	.00078	.0265	.00058	.0536	.00131	.00484	.00240
%RSD	2.7846	1.8441	11.864	3.3205	1.3060	3.9990	2.4742	1.4706	1.9132	11.485	45.774	9.5522
#1	.11937	3.0147	.01123	.19974	.01038	.01906	1.0535	.03921	2.7613	.01230	-.01398	.02683
#2	.12416	3.0943	.01329	.20934	.01058	.02017	1.0911	.04004	2.8370	.01046	-.00714	.02344
Check ?	Chk Pass	Chk Pass	Chk Pass	Chk Pass	Chk Pass	Chk Pass	Chk Pass	Chk Pass	Chk Pass	Chk Pass	None	Chk Pass
Value												
Range												

Elem	Se1960	Si2881	SiO2	Sn1899	Sr4077	Th2837	Ti3349	Tl1908	U_3701	V_2924	Zn2062	Zr3391
Units	ppm	ppm	ppm	ppm	ppm	ppm	ppm	ppm	ppm	ppm	ppm	ppm
Avg	F **.02306**	**.48161**	**1.0306**	**.10345**	**.01016**	**.01646**	**.00909**	**.01141**	**.05032**	**.00962**	**.01813**	**.01202**
Stddev	.00126	.01596	.0342	.00010	.00008	.00379	.00038	.00715	.00887	.00055	.00033	.00256
%RSD	5.4637	3.3148	3.3148	.09824	.78844	23.052	4.1868	62.691	17.628	5.6979	1.8154	21.275
#1	.02217	.49290	1.0548	.10352	.01010	.01914	.00936	.00635	.04405	.00923	.01790	.01021
#2	.02395	.47032	1.0065	.10337	.01022	.01377	.00882	.01646	.05659	.01000	.01837	.01383
Check ?	Chk Fail	Chk Pass	Chk Pass	Chk Pass	Chk Pass	Chk Pass	Chk Pass	Chk Pass	Chk Pass	Chk Pass	Chk Pass	Chk Pass
Value	.01500											
Range	30.000%											

Int. Std.	Y_2243	Y_3600	Y_3774
Units	Cts/S	Cts/S	Cts/S
Avg	**2819.7**	**41044.**	**2182.3**
Stddev	192.3	60.	21.5
%RSD	6.8202	.14522	.98329
#1	2955.6	41002.	2197.4
#2	2683.7	41086.	2167.1

Sample Name: 200-33501-E-4-A Acquired: 5/18/2016 16:59:42 Type: Unk
Method: 6500_025(v6) Mode: CONC Corr. Factor: 1.000000
User: CRHOADES Prep Date: Custom ID2: Custom ID3:
Comment: 325380 6010C (Ca Fe) Q5

Elem	Ag3280	Al1670	As1890	B_2089	Ba4554	Be3130	Bi2230	Ca3179	Cd2288
Line	328.068 {103}	167.079 {502}	189.042 {478}	208.959 {461}	455.403 { 74}	313.042 {108}	223.061 {451}	317.933 {106}	228.802 {447}
Units	ppm	ppm	ppm	ppm	ppm	ppm	ppm	ppm	ppm
Avg	**-.00096**	**.00302**	**-.00335**	**.00795**	**.00626**	**.00026**	**-.00044**	**10.719**	**-.00020**
Stddev	.00014	.00018	.00298	.00101	.00015	.00012	.00498	.095	.00040
%RSD	14.768	5.8588	88.946	12.734	2.4726	44.557	1125.1	.88193	200.82
#1	-.00107	.00315	-.00124	.00723	.00637	.00018	.00308	10.785	.00008
#2	-.00086	.00289	-.00545	.00866	.00615	.00034	-.00396	10.652	-.00048
Check ?	Chk Pass	Chk Pass	Chk Pass	Chk Pass	Chk Pass	Chk Pass	Chk Pass	Chk Pass	Chk Pass
High Limit									
Low Limit									

Elem	Co2286	Cr2055	Cu3247	Fe2599	K_7664	Li6707	Mg2790	Mn2576	Mo2020
Line	228.616 {447}	205.560 {464}	324.754 {104}	259.940 {130}	766.490 { 44}	670.784 { 50}	279.079 {121}2	257.610 {131}	202.030 {467}
Units	ppm	ppm	ppm	ppm	ppm	ppm	ppm	ppm	ppm
Avg	**.00017**	**.00007**	**.00002**	**.01239**	**.94181**	**.00074**	**1.2656**	**.00073**	**-.00057**
Stddev	.00027	.00008	.00065	.00085	.10758	.00336	.0065	.00003	.00017
%RSD	159.03	128.34	3200.4	6.8824	11.423	451.20	.51201	4.5334	29.291
#1	-.00002	.00013	.00048	.01299	.86573	-.00163	1.2610	.00071	-.00045
#2	.00035	.00001	-.00044	.01179	1.0179	.00312	1.2702	.00075	-.00069
Check ?	Chk Pass	Chk Pass	Chk Pass	Chk Pass	Chk Pass	Chk Pass	Chk Pass	Chk Pass	Chk Pass
High Limit									
Low Limit									

Elem	Na8183	Ni2316	P_1782	Pb2203	S_1820	Sb2068	Se1960	Si2881	SiO2
Line	818.326 { 41}	231.604 {446}	178.284 {489}	220.353 {453}	182.034 {485}	206.833 {463}	196.090 {472}	288.158 {117}	288.158 {117}2
Units	ppm	ppm	ppm	ppm	ppm	ppm	ppm	ppm	ppm
Avg	**22.155**	**.00072**	**.00142**	**.00024**	**2.9752**	**-.00034**	**.00159**	**1.1981**	**2.5640**
Stddev	.094	.00011	.00059	.00071	.0645	.00600	.00292	.0002	.0004
%RSD	.42227	15.746	41.542	293.33	2.1675	1781.9	183.18	.01526	.01526
#1	22.221	.00080	.00100	-.00026	3.0208	.00390	.00366	1.1982	2.5642
#2	22.089	.00064	.00183	.00074	2.9296	-.00458	-.00047	1.1980	2.5637
Check ?	Chk Pass	Chk Pass	Chk Pass	Chk Pass	Chk Pass	Chk Pass	Chk Pass	Chk Pass	Chk Pass
High Limit									
Low Limit									

Elem	Sn1899	Sr4077	Th2837	Ti3349	Tl1908	U_3701	V_2924	Zn2062	Zr3391
Line	189.989 {477}	407.771 { 83}	283.730 {119}	334.904 {101}	190.856 {477}	370.152 { 91}	292.402 {115}	206.200 {163}	339.198 { 99}
Units	ppm	ppm	ppm	ppm	ppm	ppm	ppm	ppm	ppm
Avg	**-.00114**	**.05839**	**.00252**	**-.00049**	**-.00580**	W **-.05368**	**.00055**	**.00326**	**.00034**
Stddev	.00111	.00033	.00186	.00041	.00026	.00539	.00069	.00092	.00395
%RSD	97.666	.56975	73.965	83.481	4.5222	10.038	125.13	28.122	1151.4
#1	-.00193	.05816	.00383	-.00077	-.00598	-.05749	.00006	.00391	-.00245
#2	-.00035	.05863	.00120	-.00020	-.00561	-.04987	.00104	.00261	.00313
Check ?	Chk Pass	Chk Pass	Chk Pass	Chk Pass	Chk Pass	Chk Warn	Chk Pass	Chk Pass	Chk Pass
High Limit						45.000			
Low Limit						-.05000			

Int. Std.	Y_2243	Y_3600	Y_3774
Line	224.306 {450}	360.073 { 94}	377.433 { 89}
Units	Cts/S	Cts/S	Cts/S
Avg	**2659.9**	**41446.**	**2221.7**
Stddev	.3	90.	42.0
%RSD	.01094	.21783	1.8917
#1	2660.1	41382.	2192.0
#2	2659.7	41509.	2251.4

Sample Name: 200-33501-E-4-A SD@5 Acquired: 5/18/2016 17:02:21 Type: Unk
Method: 6500_025(v6) Mode: CONC Corr. Factor: 1.000000
User: CRHOADES Prep Date: Custom ID2: Custom ID3:
Comment: 325380 6010C (Ca Fe) Q5

Elem	Ag3280	Al1670	As1890	B_2089	Ba4554	Be3130	Bi2230	Ca3179	Cd2288
Line	328.068 {103}	167.079 {502}	189.042 {478}	208.959 {461}	455.403 { 74}	313.042 {108}	223.061 {451}	317.933 {106}	228.802 {447}
Units	ppm	ppm	ppm	ppm	ppm	ppm	ppm	ppm	ppm
Avg	**-.00059**	**.00074**	**.00000**	**.00142**	**.00087**	**.00013**	**.00245**	**2.1743**	**-.00041**
Stddev	.00066	.00053	.0052	.00040	.00000	.00002	.00143	.0205	.00013
%RSD	111.89	71.948	159850.	28.185	.10163	17.998	58.493	.94355	32.384
#1	-.00106	.00111	-.00367	.00171	.00087	.00012	.00144	2.1888	-.00031
#2	-.00012	.00036	.00366	.00114	.00087	.00015	.00346	2.1598	-.00050
Check ?	Chk Pass	Chk Pass	Chk Pass	Chk Pass	Chk Pass	Chk Pass	Chk Pass	Chk Pass	Chk Pass
High Limit									
Low Limit									

Elem	Co2286	Cr2055	Cu3247	Fe2599	K_7664	Li6707	Mg2790	Mn2576	Mo2020
Line	228.616 {447}	205.560 {464}	324.754 {104}	259.940 {130}	766.490 { 44}	670.784 { 50}	279.079 {121}2	257.610 {131}	202.030 {467}
Units	ppm	ppm	ppm	ppm	ppm	ppm	ppm	ppm	ppm
Avg	**-.00023**	**-.00024**	**-.00128**	**.01213**	**.20681**	**.00256**	**.25691**	**.00021**	**.00054**
Stddev	.00007	.00007	.00001	.00171	.03261	.00592	.00094	.00004	.00046
%RSD	30.915	27.256	.95148	14.108	15.769	230.98	.36442	19.091	85.442
#1	-.00028	-.00019	-.00129	.01092	.18375	-.00162	.25625	.00018	.00021
#2	-.00018	-.00029	-.00128	.01334	.22987	.00675	.25758	.00024	.00087
Check ?	Chk Pass	Chk Pass	Chk Pass	Chk Pass	Chk Pass	Chk Pass	Chk Pass	Chk Pass	Chk Pass
High Limit									
Low Limit									

Elem	Na5895	Ni2316	P_1782	Pb2203	S_1820	Sb2068	Se1960	Si2881	SiO2
Line	589.592 { 57}	231.604 {446}	178.284 {489}	220.353 {453}	182.034 {485}	206.833 {463}	196.090 {472}	288.158 {117}	288.158 {117}2
Units	ppm	ppm	ppm	ppm	ppm	ppm	ppm	ppm	ppm
Avg	**3.9695**	**-.00001**	**-.00014**	**.00091**	**.57142**	**-.00059**	**.00881**	**.29099**	**.62273**
Stddev	.0449	.00005	.00317	.00216	.00659	.00449	.00737	.02368	.05068
%RSD	1.1298	349.03	2279.3	237.69	1.1538	757.22	83.653	8.1386	8.1386
#1	4.0012	-.00005	.00210	.00244	.56675	-.00377	.00360	.27425	.58689
#2	3.9378	.00002	-.00238	-.00062	.57608	.00258	.01403	.30774	.65856
Check ?	Chk Pass	Chk Pass	Chk Pass	Chk Pass	Chk Pass	Chk Pass	Chk Pass	Chk Pass	Chk Pass
High Limit									
Low Limit									

Elem	Sn1899	Sr4077	Th2837	Ti3349	Tl1908	U_3701	V_2924	Zn2062	Zr3391
Line	189.989 {477}	407.771 { 83}	283.730 {119}	334.904 {101}	190.856 {477}	370.152 { 91}	292.402 {115}	206.200 {163}	339.198 { 99}
Units	ppm	ppm	ppm	ppm	ppm	ppm	ppm	ppm	ppm
Avg	**-.00029**	**.01177**	**.00061**	**-.00060**	**-.00354**	**-.00530**	**.00066**	**.00086**	**-.00136**
Stddev	.00398	.00009	.00227	.00056	.00045	.01502	.00105	.00040	.00349
%RSD	1385.8	.76862	374.86	93.821	12.596	283.58	157.90	46.112	256.98
#1	.00252	.01183	-.00100	-.00020	-.00322	.00533	-.00008	.00058	.00111
#2	-.00310	.01171	.00221	-.00100	-.00385	-.01592	.00140	.00114	-.00383
Check ?	Chk Pass	Chk Pass	Chk Pass	Chk Pass	Chk Pass	Chk Pass	Chk Pass	Chk Pass	Chk Pass
High Limit									
Low Limit									

Int. Std.	Y_2243	Y_3600	Y_3774
Line	224.306 {450}	360.073 { 94}	377.433 { 89}
Units	Cts/S	Cts/S	Cts/S
Avg	**2607.6**	**40197.**	**2088.2**
Stddev	47.4	223.	16.2
%RSD	1.8194	.55355	.77407
#1	2574.0	40355.	2099.6
#2	2641.1	40040.	2076.8

Sample Name: 200-33501-E-4-B MS Acquired: 5/18/2016 17:05:03 Type: Unk
Method: 6500_025(v6) Mode: CONC Corr. Factor: 1.000000
User: CRHOADES Prep Date: Custom ID2: Custom ID3:
Comment: 325380 6010C (Ca Fe) Q5

Elem	Ag3280	Al1670	Al3092	As1890	B_2089	Ba4554	Be3130	Bi2230	Ca3179
Line	328.068 {103}	167.079 {502}	309.271 {109}	189.042 {478}	208.959 {461}	455.403 { 74}	313.042 {108}	223.061 {451}	317.933 {106}
Units	ppm	ppm	ppm	ppm	ppm	ppm	ppm	ppm	ppm
Avg	**.04979**	**2.1340**	W **2.4637**	**1.0905**	**1.0140**	**2.1313**	**.04909**	F **2.1990**	**62.530**
Stddev	.00009	.0711	.0571	.0300	.0306	.0016	.00109	.0538	.051
%RSD	.19001	3.3328	2.3199	2.7543	3.0135	.07532	2.2164	2.4450	.08180
#1	.04986	2.0838	2.5041	1.0692	.99235	2.1324	.04832	2.1610	62.493
#2	.04973	2.1843	2.4232	1.1117	1.0356	2.1301	.04986	2.2370	62.566
Check ?	Chk Pass	Chk Pass	Chk Warn	Chk Pass	Chk Pass	Chk Pass	Chk Pass	Chk Fail	Chk Pass
High Limit			500.00					.10000	
Low Limit			3.2000					-.10000	

Elem	Cd2288	Co2286	Cr2055	Cu3247	Fe2599	K_7664	Li6707	Mg2790	Mn2576
Line	228.802 {447}	228.616 {447}	205.560 {464}	324.754 {104}	259.940 {130}	766.490 { 44}	670.784 { 50}	279.079 {121}2	257.610 {131}
Units	ppm	ppm	ppm	ppm	ppm	ppm	ppm	ppm	ppm
Avg	**.10000**	**.49664**	**.20434**	**.26277**	**1.0181**	**52.860**	**1.0097**	**50.168**	**.48003**
Stddev	.00288	.01436	.00548	.00031	.0040	.039	.0113	.064	.00023
%RSD	2.8826	2.8915	2.6810	.11827	.39648	.07450	1.1161	.12735	.04767
#1	.09796	.48649	.20047	.26255	1.0210	52.832	1.0018	50.123	.47986
#2	.10204	.50680	.20821	.26299	1.0153	52.888	1.0177	50.214	.48019
Check ?	Chk Pass	Chk Pass	Chk Pass	Chk Pass	Chk Pass	Chk Pass	Chk Pass	Chk Pass	Chk Pass
High Limit									
Low Limit									

Elem	Mo2020	Na8183	Ni2316	P_1782	Pb2203	S_1820	Sb2068	Se1960	Si2881
Line	202.030 {467}	818.326 { 41}	231.604 {446}	178.284 {489}	220.353 {453}	182.034 {485}	206.833 {463}	196.090 {472}	288.158 {117}
Units	ppm	ppm	ppm	ppm	ppm	ppm	ppm	ppm	ppm
Avg	**1.0712**	**75.393**	**.49272**	W **10.288**	**.51342**	**5.1616**	**.52618**	**2.2205**	**11.153**
Stddev	.0242	.009	.01419	.290	.01235	.1522	.01482	.0576	.041
%RSD	2.2627	.01159	2.8803	2.8168	2.4061	2.9493	2.8174	2.5921	.36527
#1	1.0541	75.387	.48269	10.083	.50469	5.0539	.51570	2.1798	11.125
#2	1.0884	75.399	.50276	10.493	.52216	5.2692	.53667	2.2612	11.182
Check ?	Chk Pass	Chk Pass	Chk Pass	Chk Warn	Chk Pass	Chk Pass	Chk Pass	Chk Pass	Chk Pass
High Limit				2.0000					
Low Limit				-1.0000					

Elem	SiO2	Sn1899	Sr4077	Th2837	Ti3349	Tl1908	U_3701	V_2924	Zn2062
Line	288.158 {117}2	189.989 {477}	407.771 { 83}	283.730 {119}	334.904 {101}	190.856 {477}	370.152 { 91}	292.402 {115}	206.200 {163}
Units	ppm	ppm	ppm	ppm	ppm	ppm	ppm	ppm	ppm
Avg	**23.868**	W **2.0866**	**1.0628**	**.98827**	**.96256**	**1.9778**	**2.1385**	**.49245**	**.48283**
Stddev	.087	.0453	.0006	.00710	.00085	.0141	.0465	.00048	.00318
%RSD	.36527	2.1706	.06060	.71840	.08844	.71568	2.1763	.09672	.65864
#1	23.807	2.0545	1.0632	.99329	.96317	1.9878	2.1055	.49211	.48508
#2	23.930	2.1186	1.0623	.98325	.96196	1.9678	2.1714	.49279	.48058
Check ?	Chk Pass	Chk Warn	Chk Pass	Chk Pass	Chk Pass	Chk Pass	Chk Pass	Chk Pass	Chk Pass
High Limit		2.0000							
Low Limit		-.05000							

Elem	Zr3391
Line	339.198 { 99}
Units	ppm
Avg	**.53719**
Stddev	.00503
%RSD	.93568
#1	.53364
#2	.54075
Check ?	Chk Pass
High Limit	
Low Limit	

Sample Name: 200-33501-E-4-B MS Acquired: 5/18/2016 17:05:03 Type: Unk
Method: 6500_025(v6) Mode: CONC Corr. Factor: 1.000000
User: CRHOADES Prep Date: Custom ID2: Custom ID3:
Comment: 325380 6010C (Ca Fe) Q5

Int. Std.	Y_2243	Y_3600	Y_3774
Line	224.306 {450}	360.073 { 94}	377.433 { 89}
Units	Cts/S	Cts/S	Cts/S
Avg	**2607.5**	**39067.**	**2030.2**
Stddev	55.7	378.	14.6
%RSD	2.1365	.96725	.72054
#1	2646.8	38800.	2019.8
#2	2568.1	39335.	2040.5

Sample Name: 200-33501-E-4-C MSD Acquired: 5/18/2016 17:07:29 Type: Unk
Method: 6500_025(v6) Mode: CONC Corr. Factor: 1.000000
User: CRHOADES Prep Date: Custom ID2: Custom ID3:
Comment: 325380 6010C (Ca Fe) Q5

Elem	Ag3280	Al1670	Al3092	As1890	B_2089	Ba4554	Be3130	Bi2230	Ca3179
Line	328.068 {103}	167.079 {502}	309.271 {109}	189.042 {478}	208.959 {461}	455.403 { 74}	313.042 {108}	223.061 {451}	317.933 {106}
Units	ppm	ppm	ppm	ppm	ppm	ppm	ppm	ppm	ppm
Avg	**.05036**	**2.1181**	W **2.3892**	**1.0809**	**1.0096**	**2.0465**	**.04816**	F **2.1558**	**60.220**
Stddev	.00019	.0449	.0188	.0104	.0169	.0091	.00017	.0174	.377
%RSD	.38010	2.1177	.78536	.95974	1.6695	.44626	.35610	.80484	.62542
#1	.05022	2.0864	2.4024	1.0735	.99765	2.0400	.04828	2.1435	59.953
#2	.05049	2.1498	2.3759	1.0882	1.0215	2.0530	.04804	2.1680	60.486
Check ?	Chk Pass	Chk Pass	Chk Warn	Chk Pass	Chk Pass	Chk Pass	Chk Pass	Chk Fail	Chk Pass
High Limit			500.00					.10000	
Low Limit			3.2000					-.10000	

Elem	Cd2288	Co2286	Cr2055	Cu3247	Fe2599	K_7664	Li6707	Mg2790	Mn2576
Line	228.802 {447}	228.616 {447}	205.560 {464}	324.754 {104}	259.940 {130}	766.490 { 44}	670.784 { 50}	279.079 {121}2	257.610 {131}
Units	ppm	ppm	ppm	ppm	ppm	ppm	ppm	ppm	ppm
Avg	**.09903**	**.48903**	**.20081**	**.25931**	**.98385**	**50.829**	**.99151**	**49.494**	**.47049**
Stddev	.00173	.00508	.00236	.00107	.01778	.052	.00787	.145	.00037
%RSD	1.7469	1.0395	1.1770	.41362	1.8072	.10206	.79410	.29240	.07789
#1	.09781	.48544	.19914	.25855	.99643	50.793	.99708	49.392	.47023
#2	.10025	.49262	.20248	.26006	.97128	50.866	.98594	49.597	.47075
Check ?	Chk Pass	Chk Pass	Chk Pass	Chk Pass	Chk Pass	Chk Pass	Chk Pass	Chk Pass	Chk Pass
High Limit									
Low Limit									

Elem	Mo2020	Na8183	Ni2316	P_1782	Pb2203	S_1820	Sb2068	Se1960	Si2881
Line	202.030 {467}	818.326 { 41}	231.604 {446}	178.284 {489}	220.353 {453}	182.034 {485}	206.833 {463}	196.090 {472}	288.158 {117}
Units	ppm	ppm	ppm	ppm	ppm	ppm	ppm	ppm	ppm
Avg	**1.0581**	**75.041**	**.48362**	W **10.169**	**.50586**	**5.1281**	**.51467**	**2.1850**	**10.924**
Stddev	.0103	.649	.00602	.131	.00490	.0773	.00241	.0149	.003
%RSD	.97718	.86463	1.2444	1.2896	.96830	1.5066	.46870	.68035	.02511
#1	1.0508	75.500	.47937	10.076	.50240	5.0735	.51296	2.1745	10.926
#2	1.0654	74.582	.48788	10.262	.50933	5.1828	.51638	2.1955	10.923
Check ?	Chk Pass	Chk Pass	Chk Pass	Chk Warn	Chk Pass	Chk Pass	Chk Pass	Chk Pass	Chk Pass
High Limit				2.0000					
Low Limit				-1.0000					

Elem	SiO2	Sn1899	Sr4077	Th2837	Ti3349	Tl1908	U_3701	V_2924	Zn2062
Line	288.158 {117}2	189.989 {477}	407.771 { 83}	283.730 {119}	334.904 {101}	190.856 {477}	370.152 { 91}	292.402 {115}	206.200 {163}
Units	ppm	ppm	ppm	ppm	ppm	ppm	ppm	ppm	ppm
Avg	**23.378**	W **2.0208**	**1.0236**	**.96398**	**.94051**	**1.9067**	**2.0462**	**.48367**	**.46924**
Stddev	.006	.0092	.0045	.00443	.00226	.0575	.0150	.00110	.00252
%RSD	.02511	.45735	.43862	.45964	.23994	3.0178	.73415	.22827	.53689
#1	23.383	2.0143	1.0204	.96085	.93891	1.9473	2.0356	.48289	.47103
#2	23.374	2.0273	1.0267	.96711	.94210	1.8660	2.0569	.48445	.46746
Check ?	Chk Pass	Chk Warn	Chk Pass	Chk Pass	Chk Pass	Chk Pass	Chk Pass	Chk Pass	Chk Pass
High Limit		2.0000							
Low Limit		-.05000							

Elem	Zr3391
Line	339.198 { 99}
Units	ppm
Avg	**.52485**
Stddev	.00393
%RSD	.74931
#1	.52207
#2	.52763
Check ?	Chk Pass
High Limit	
Low Limit	

Sample Name: 200-33501-E-4-C MSD Acquired: 5/18/2016 17:07:29 Type: Unk
Method: 6500_025(v6) Mode: CONC Corr. Factor: 1.000000
User: CRHOADES Prep Date: Custom ID2: Custom ID3:
Comment: 325380 6010C (Ca Fe) Q5

Int. Std.	Y_2243	Y_3600	Y_3774
Line	224.306 {450}	360.073 { 94}	377.433 { 89}
Units	Cts/S	Cts/S	Cts/S
Avg	**2591.0**	**39744.**	**2148.1**
Stddev	35.0	50.	22.3
%RSD	1.3515	.12518	1.0366
#1	2615.8	39779.	2163.9
#2	2566.3	39709.	2132.4

Sample Name: 200-33501-E-4-A PDS Acquired: 5/18/2016 17:09:55 Type: Unk
Method: 6500_025(v6) Mode: CONC Corr. Factor: 1.000000
User: CRHOADES Prep Date: Custom ID2: Custom ID3:
Comment: 325380 6010C (Ca Fe) Q5

Elem	Ag3280	Al1670	As1890	B_2089	Ba4554	Be3130	Bi2230	Ca3179	Cd2288
Line	328.068 {103}	167.079 {502}	189.042 {478}	208.959 {461}	455.403 { 74}	313.042 {108}	223.061 {451}	317.933 {106}	228.802 {447}
Units	ppm	ppm	ppm	ppm	ppm	ppm	ppm	ppm	ppm
Avg	**.06926**	**2.0780**	**.42219**	**.01136**	**.21019**	**.09433**	**.00538**	**49.022**	**.09967**
Stddev	.00014	.0341	.01085	.00089	.00145	.00054	.00220	.557	.00030
%RSD	.19871	1.6389	2.5710	7.7977	.69201	.57323	40.894	1.1367	.29761
#1	.06916	2.0539	.41451	.01199	.21122	.09395	.00382	49.416	.09946
#2	.06935	2.1021	.42986	.01074	.20917	.09471	.00693	48.628	.09988
Check ?	Chk Pass	Chk Pass	Chk Pass	Chk Pass	Chk Pass	Chk Pass	Chk Pass	Chk Pass	Chk Pass
High Limit									
Low Limit									

Elem	Co2286	Cr2055	Cu3247	Fe2599	K_7664	Li6707	Mg2790	Mn2576	Mo2020
Line	228.616 {447}	205.560 {464}	324.754 {104}	259.940 {130}	766.490 { 44}	670.784 { 50}	279.079 {121}2	257.610 {131}	202.030 {467}
Units	ppm	ppm	ppm	ppm	ppm	ppm	ppm	ppm	ppm
Avg	**.09701**	**.09950**	**.10215**	**1.9263**	**40.365**	**.19774**	**39.183**	**.09516**	**.00424**
Stddev	.00026	.00065	.00020	.0127	.868	.00353	.049	.00076	.00093
%RSD	.26455	.64925	.19475	.65683	2.1509	1.7835	.12505	.80003	22.021
#1	.09683	.09995	.10229	1.9174	40.979	.19524	39.148	.09462	.00358
#2	.09719	.09904	.10201	1.9353	39.752	.20023	39.217	.09570	.00490
Check ?	Chk Pass	Chk Pass	Chk Pass	Chk Pass	Chk Pass	Chk Pass	Chk Pass	Chk Pass	Chk Pass
High Limit									
Low Limit									

Elem	Na8183	Ni2316	P_1782	Pb2203	S_1820	Sb2068	Se1960	Si2881	SiO2
Line	818.326 { 41}	231.604 {446}	178.284 {489}	220.353 {453}	182.034 {485}	206.833 {463}	196.090 {472}	288.158 {117}	288.158 {117}2
Units	ppm	ppm	ppm	ppm	ppm	ppm	ppm	ppm	ppm
Avg	**62.266**	**.09619**	W **4.0133**	**.20062**	**2.9325**	**-.00001**	**.42990**	**1.2664**	**2.7100**
Stddev	.196	.00061	.0184	.00096	.0004	.00179	.00250	.0403	.0863
%RSD	.31499	.63897	.45743	.48088	.01521	12559.	.58223	3.1838	3.1838
#1	62.127	.09576	4.0003	.19994	2.9322	.00125	.43167	1.2949	2.7710
#2	62.405	.09663	4.0263	.20130	2.9328	-.00128	.42813	1.2378	2.6490
Check ?	Chk Pass	Chk Pass	Chk Warn	Chk Pass	Chk Pass	Chk Pass	Chk Pass	Chk Pass	Chk Pass
High Limit			2.0000						
Low Limit			-1.0000						

Elem	Sn1899	Sr4077	Th2837	Ti3349	Tl1908	U_3701	V_2924	Zn2062	Zr3391
Line	189.989 {477}	407.771 { 83}	283.730 {119}	334.904 {101}	190.856 {477}	370.152 { 91}	292.402 {115}	206.200 {163}	339.198 { 99}
Units	ppm	ppm	ppm	ppm	ppm	ppm	ppm	ppm	ppm
Avg	**-.00026**	**.15475**	**.38368**	**.00023**	**.43604**	**1.0443**	**.10014**	**.37740**	**.00622**
Stddev	.00015	.00077	.00164	.00020	.00694	.0524	.00051	.00031	.00177
%RSD	58.517	.50063	.42774	88.766	1.5920	5.0146	.51081	.08244	28.400
#1	-.00037	.15421	.38252	.00037	.43113	1.0073	.10050	.37718	.00746
#2	-.00015	.15530	.38484	.00008	.44095	1.0813	.09978	.37762	.00497
Check ?	Chk Pass	Chk Pass	Chk Pass	Chk Pass	Chk Pass	Chk Pass	Chk Pass	Chk Pass	Chk Pass
High Limit									
Low Limit									

Int. Std.	Y_2243	Y_3600	Y_3774
Line	224.306 {450}	360.073 { 94}	377.433 { 89}
Units	Cts/S	Cts/S	Cts/S
Avg	**2618.3**	**40112.**	**2129.7**
Stddev	53.5	83.	28.8
%RSD	2.0421	.20609	1.3532
#1	2656.1	40171.	2109.3
#2	2580.5	40054.	2150.1

Sample Name: CCVH-3894253 Acquired: 5/18/2016 17:12:29 Type: QC
Method: 6500_025(v6) Mode: CONC Corr. Factor: 1.000000
User: CRHOADES Prep Date: Custom ID2: Custom ID3:
Comment:

Elem	Ag3280	Al3092	As1890	B_2089	Ba4554	Be3130	Bi2230	Ca3179	Cd2288	Co2286	Cr2055
Units	ppm	ppm	ppm	ppm	ppm	ppm	ppm	ppm	ppm	ppm	ppm
Avg	**-.00100**	**54.326**	**-.00643**	**.00406**	**-.00005**	**.00059**	W **1.0604**	**-.01882**	**-.00053**	**-.00132**	**.00037**
Stddev	.00001	.566	.00017	.00049	.00004	.00003	.0139	.00594	.00011	.00013	.00025
%RSD	1.0200	1.0420	2.6954	12.129	76.511	5.4897	1.3093	31.583	21.308	9.8602	69.010
#1	-.00099	53.925	-.00656	.00441	-.00007	.00062	1.0506	-.01462	-.00045	-.00141	.00019
#2	-.00100	54.726	-.00631	.00371	-.00002	.00057	1.0702	-.02302	-.00061	-.00123	.00055
Check ?	None	Chk Pass	None	None	None	None	Chk Warn	None	None	None	None
Value							1.0000				
Range							5.0000%				

Elem	Cu3247	Fe2714	K_7664	Li6707	Mg2790	Mn2576	Mo2020	Na8183	Ni2316	P_1782	Pb2203
Units	ppm	ppm	ppm	ppm	ppm	ppm	ppm	ppm	ppm	ppm	ppm
Avg	**.00118**	**50.754**	**.28264**	**.00546**	**.02682**	**-.00015**	**-.00099**	**258.44**	**.00142**	**.00587**	**-.00169**
Stddev	.00061	.285	.01657	.00154	.00498	.00003	.00043	.95	.00026	.00303	.00044
%RSD	51.825	.56123	5.8637	28.253	18.581	17.980	43.837	.36951	18.116	51.599	25.899
#1	.00075	50.553	.27092	.00655	.02330	-.00013	-.00130	257.77	.00160	.00802	-.00138
#2	.00161	50.956	.29436	.00437	.03034	-.00017	-.00068	259.12	.00124	.00373	-.00199
Check ?	None	Chk Pass	None	None	None	None	None	Chk Pass	None	None	None
Value											
Range											

Elem	S_1820	Sb2068	Se1960	Si2881	SiO2	Sn1899	Sr4077	Th2837	Ti3349	Tl1908	U_3701
Units	ppm	ppm	ppm	ppm	ppm	ppm	ppm	ppm	ppm	ppm	ppm
Avg	**5.1178**	**-.01094**	**.00704**	**-.03067**	**-.06564**	**.00016**	**.00030**	W **4.7141**	**.00587**	**-.00132**	W **10.702**
Stddev	.0099	.00006	.00237	.01999	.04278	.00006	.00013	.0028	.00018	.00531	.060
%RSD	.19300	.55578	33.603	65.176	65.176	40.955	42.379	.05936	3.1336	401.85	.56119
#1	5.1248	-.01098	.00537	-.01654	-.03539	.00020	.00038	4.7122	.00574	-.00508	10.744
#2	5.1108	-.01089	.00872	-.04481	-.09589	.00011	.00021	4.7161	.00600	.00243	10.659
Check ?	Chk Pass	None	None	None	None	None	None	Chk Warn	None	None	Chk Warn
Value								5.0000			10.000
Range								-5.0000%			5.0000%

Elem	V_2924	Zn2062	Zr3391
Units	ppm	ppm	ppm
Avg	**.00924**	**-.00091**	**.05645**
Stddev	.00057	.00086	.00438
%RSD	6.2224	94.683	7.7612
#1	.00883	-.00152	.05335
#2	.00964	-.00030	.05954
Check ?	None	None	None
Value			
Range			

Int. Std.	Y_2243	Y_3600	Y_3774
Units	Cts/S	Cts/S	Cts/S
Avg	**2615.0**	**39466.**	**2052.7**
Stddev	111.2	65.	28.8
%RSD	4.2525	.16414	1.4044
#1	2693.7	39512.	2073.0
#2	2536.4	39420.	2032.3

Sample Name: CCV-3894251 Acquired: 5/18/2016 17:15:06 Type: QC
Method: 6500_025(v6) Mode: CONC Corr. Factor: 1.000000
User: CRHOADES Prep Date: Custom ID2: Custom ID3:
Comment:

Elem	Ag3280	Al1670	As1890	B_2089	Ba4554	Be3130	Bi2230	Ca3179	Cd2288	Co2286	Cr2055	Cu3247
Units	ppm	ppm	ppm	ppm	ppm	ppm	ppm	ppm	ppm	ppm	ppm	ppm
Avg	**.49939**	F **.55867**	**1.0478**	**.49603**	**.51509**	**.47884**	**.00399**	**5.0736**	**.50361**	**.50675**	**.51024**	**.52244**
Stddev	.00059	.00446	.0033	.00027	.00154	.00194	.00198	.0085	.00129	.00101	.00072	.00074
%RSD	.11899	.79837	.31403	.05441	.29857	.40600	49.709	.16700	.25569	.19926	.14029	.14151
#1	.49897	.55552	1.0502	.49622	.51618	.48022	.00539	5.0796	.50270	.50604	.51075	.52296
#2	.49981	.56183	1.0455	.49584	.51400	.47747	.00259	5.0676	.50452	.50746	.50973	.52192
Check ?	Chk Pass	Chk Fail	Chk Pass	Chk Pass	Chk Pass	Chk Pass	None	Chk Pass	Chk Pass	Chk Pass	Chk Pass	Chk Pass
Value		.50000										
Range		10.490%										

Elem	Fe2599	K_7664	Li6707	Mg2790	Mn2576	Mo2020	Na5895	Ni2316	P_1782	Pb2203	S_1820	Sb2068
Units	ppm	ppm	ppm	ppm	ppm	ppm	ppm	ppm	ppm	ppm	ppm	ppm
Avg	**2.4484**	**49.849**	**1.0086**	**19.475**	**.48193**	**.51216**	**5.1379**	**.49863**	**.98104**	**1.0141**	**-.00727**	**.97745**
Stddev	.0125	.037	.0045	.102	.00090	.00192	.0140	.00081	.00051	.0034	.00735	.00735
%RSD	.51182	.07344	.44456	.52589	.18738	.37577	.27300	.16317	.05167	.33406	101.13	.75237
#1	2.4395	49.875	1.0054	19.402	.48129	.51352	5.1279	.49921	.98140	1.0165	-.01246	.98265
#2	2.4573	49.823	1.0118	19.547	.48257	.51079	5.1478	.49806	.98068	1.0117	-.00207	.97225
Check ?	Chk Pass	Chk Pass	Chk Pass	Chk Pass	Chk Pass	Chk Pass	Chk Pass	Chk Pass	Chk Pass	Chk Pass	None	Chk Pass
Value												
Range												

Elem	Se1960	Si2881	SiO2	Sn1899	Sr4077	Th2837	Ti3349	Tl1908	U_3701	V_2924	Zn2062	Zr3391
Units	ppm	ppm	ppm	ppm	ppm	ppm	ppm	ppm	ppm	ppm	ppm	ppm
Avg	**1.0593**	**4.9777**	**10.652**	**1.0199**	**.49416**	**-.00137**	**.47211**	**1.0393**	**-.00329**	**.49404**	**.47678**	**.52311**
Stddev	.0127	.0527	.113	.0013	.00073	.00025	.00065	.0020	.03578	.00117	.00225	.00155
%RSD	1.1984	1.0577	1.0577	.13000	.14859	18.172	.13791	.19312	1086.3	.23645	.47203	.29653
#1	1.0682	4.9405	10.573	1.0190	.49468	-.00154	.47165	1.0407	-.02860	.49487	.47837	.52201
#2	1.0503	5.0150	10.732	1.0209	.49364	-.00119	.47258	1.0379	.02201	.49322	.47518	.52421
Check ?	Chk Pass	Chk Pass	Chk Pass	Chk Pass	Chk Pass	None	Chk Pass	Chk Pass	None	Chk Pass	Chk Pass	Chk Pass
Value												
Range												

Int. Std.	Y_2243	Y_3600	Y_3774
Units	Cts/S	Cts/S	Cts/S
Avg	**2577.1**	**40002.**	**2091.8**
Stddev	7.9	68.	7.0
%RSD	.30649	.17037	.33377
#1	2582.7	40050.	2086.9
#2	2571.6	39954.	2096.8

Sample Name: CCB Acquired: 5/18/2016 17:17:38 Type: QC
Method: 6500_025(v6) Mode: CONC Corr. Factor: 1.000000
User: CRHOADES Prep Date: Custom ID2: Custom ID3:
Comment:

Elem	Ag3280	Al1670	As1890	B_2089	Ba4554	Be3130	Bi2230	Ca3179	Cd2288	Co2286	Cr2055
Units	ppm	ppm	ppm	ppm	ppm	ppm	ppm	ppm	ppm	ppm	ppm
Avg	**-.00054**	**-.00011**	**.00073**	**.00267**	**-.00066**	**.00017**	**.00031**	**-.01935**	**.00006**	**-.00029**	**-.00014**
Stddev	.00043	.00039	.00699	.00048	.00118	.00024	.00068	.00264	.00007	.00002	.00024
%RSD	80.773	349.37	953.09	18.007	179.97	138.53	221.35	13.618	113.35	7.6466	169.08
#1	-.00023	.00017	-.00421	.00301	-.00149	.00034	-.00017	-.01749	.00011	-.00027	-.00032
#2	-.00084	-.00039	.00568	.00233	.00018	.00000	.00079	-.02122	.00001	-.00030	.00003
Check ?	Chk Pass	Chk Pass	Chk Pass	Chk Pass	Chk Pass	Chk Pass	Chk Pass	Chk Pass	Chk Pass	Chk Pass	Chk Pass
High Limit											
Low Limit											

Elem	Cu3247	Fe2599	K_7664	Li6707	Mg2790	Mn2576	Mo2020	Na5895	Ni2316	P_1782	Pb2203
Units	ppm	ppm	ppm	ppm	ppm	ppm	ppm	ppm	ppm	ppm	ppm
Avg	**-.00118**	**-.00051**	**.01914**	**-.00123**	**-.00257**	**.00009**	**.00196**	**.03574**	**-.00052**	**.00382**	**.00031**
Stddev	.00028	.00308	.13216	.00081	.00624	.00002	.00052	.01195	.00113	.00062	.00107
%RSD	23.740	601.29	690.52	66.201	242.81	20.673	26.364	33.443	217.51	16.292	345.52
#1	-.00138	-.00269	-.07431	-.00065	-.00699	.00010	.00159	.02728	-.00132	.00426	-.00045
#2	-.00098	.00166	.11259	-.00181	.00184	.00008	.00232	.04419	.00028	.00338	.00106
Check ?	Chk Pass	Chk Pass	Chk Pass	Chk Pass	Chk Pass	Chk Pass	Chk Pass	Chk Pass	Chk Pass	Chk Pass	Chk Pass
High Limit											
Low Limit											

Elem	S_1820	Sb2068	Se1960	Si2881	SiO2	Sn1899	Sr4077	Th2837	Ti3349	Tl1908	U_3701
Units	ppm	ppm	ppm	ppm	ppm	ppm	ppm	ppm	ppm	ppm	ppm
Avg	**-.01340**	W **.00756**	**.00651**	**.00015**	**.00033**	**-.00042**	**.00020**	**.00173**	**-.00005**	**.00271**	**.00747**
Stddev	.00522	.00132	.00178	.02716	.05812	.00053	.00006	.00120	.00019	.00204	.00026
%RSD	38.997	17.399	27.317	17644.	17644.	124.66	28.529	69.609	380.30	75.345	3.5227
#1	-.01709	.00849	.00525	-.01905	-.04077	-.00080	.00016	.00258	-.00018	.00126	.00766
#2	-.00970	.00663	.00776	.01936	.04143	-.00005	.00024	.00088	.00008	.00415	.00728
Check ?	Chk Pass	Chk Warn	Chk Pass	Chk Pass	Chk Pass	Chk Pass	Chk Pass	Chk Pass	Chk Pass	Chk Pass	Chk Pass
High Limit		.00100									
Low Limit		-.00100									

Elem	V_2924	Zn2062	Zr3391
Units	ppm	ppm	ppm
Avg	**.00110**	**-.00071**	**.00257**
Stddev	.00047	.00068	.00139
%RSD	43.101	96.030	53.980
#1	.00076	-.00023	.00159
#2	.00143	-.00119	.00355
Check ?	Chk Pass	Chk Pass	Chk Pass
High Limit			
Low Limit			

Int. Std.	Y_2243	Y_3600	Y_3774
Units	Cts/S	Cts/S	Cts/S
Avg	**2596.0**	**40645.**	**2120.2**
Stddev	3.7	122.	10.5
%RSD	.14387	.30082	.49332
#1	2598.6	40732.	2127.6
#2	2593.3	40559.	2112.8

Sample Name: CCVL-3897520 Acquired: 5/18/2016 17:20:00 Type: QC
Method: 6500_025(v6) Mode: CONC Corr. Factor: 1.000000
User: CRHOADES Prep Date: Custom ID2: Custom ID3:
Comment:

Elem	Ag3280	Al1670	As1890	B_2089	Ba4554	Be3130	Bi2230	Ca3179	Cd2288	Co2286	Cr2055	Cu3247
Units	ppm	ppm	ppm	ppm	ppm	ppm	ppm	ppm	ppm	ppm	ppm	ppm
Avg	**.00881**	**.11276**	**.01604**	**.09800**	**.01003**	**.00100**	**.11416**	**.18519**	**.00472**	**.01009**	**.01019**	**.01483**
Stddev	.00142	.00053	.00145	.00010	.00021	.00001	.00268	.00153	.00032	.00052	.00021	.00062
%RSD	16.142	.46956	9.0102	.09935	2.0610	.87390	2.3460	.82703	6.8761	5.1740	2.1080	4.1674
#1	.00981	.11238	.01502	.09806	.00989	.00099	.11227	.18628	.00495	.00972	.01034	.01439
#2	.00780	.11313	.01706	.09793	.01018	.00101	.11605	.18411	.00450	.01046	.01004	.01527
Check ?	Chk Pass	Chk Pass	Chk Pass	Chk Pass	Chk Pass	Chk Pass	Chk Pass	Chk Pass	Chk Pass	Chk Pass	Chk Pass	Chk Pass
Value												
Range												

Elem	Fe2599	K_7664	Li6707	Mg2790	Mn2576	Mo2020	Na5895	Ni2316	P_1782	Pb2203	S_1820	Sb2068
Units	ppm	ppm	ppm	ppm	ppm	ppm	ppm	ppm	ppm	ppm	ppm	ppm
Avg	**.09082**	**3.1607**	**.01133**	**.20355**	**.00989**	**.02118**	**1.0549**	**.04007**	**2.8731**	**.00865**	**-.01477**	**.02158**
Stddev	.00645	.0431	.00189	.00042	.00012	.00023	.0058	.00089	.0351	.00001	.00837	.00204
%RSD	7.1042	1.3648	16.696	.20817	1.1696	1.0677	.55378	2.2244	1.2209	.11302	56.698	9.4711
#1	.09538	3.1302	.01267	.20325	.00997	.02102	1.0508	.03944	2.8483	.00864	-.00885	.02302
#2	.08626	3.1912	.00999	.20385	.00981	.02134	1.0591	.04070	2.8979	.00866	-.02069	.02013
Check ?	Chk Pass	Chk Pass	Chk Pass	Chk Pass	Chk Pass	Chk Pass	Chk Pass	Chk Pass	Chk Pass	Chk Pass	None	Chk Pass
Value												
Range												

Elem	Se1960	Si2881	SiO2	Sn1899	Sr4077	Th2837	Ti3349	Tl1908	U_3701	V_2924	Zn2062	Zr3391
Units	ppm	ppm	ppm	ppm	ppm	ppm	ppm	ppm	ppm	ppm	ppm	ppm
Avg	F **.02400**	**.50811**	**1.0874**	**.10504**	**.01008**	**.01236**	**.00950**	**.01474**	**.05878**	**.00984**	**.01769**	**.01565**
Stddev	.00221	.02063	.0442	.00188	.00033	.00235	.00022	.00061	.01022	.00043	.00053	.00200
%RSD	9.1871	4.0606	4.0606	1.7895	3.2822	19.013	2.3367	4.1455	17.394	4.3956	2.9981	12.746
#1	.02244	.52270	1.1186	.10371	.00985	.01070	.00966	.01517	.05155	.00954	.01807	.01424
#2	.02556	.49352	1.0561	.10637	.01032	.01403	.00934	.01431	.06600	.01015	.01732	.01706
Check ?	Chk Fail	Chk Pass	Chk Pass	Chk Pass	Chk Pass	Chk Pass	Chk Pass	Chk Pass	Chk Pass	Chk Pass	Chk Pass	Chk Pass
Value	.01500											
Range	30.000%											

Int. Std.	Y_2243	Y_3600	Y_3774
Units	Cts/S	Cts/S	Cts/S
Avg	**2654.9**	**40826.**	**2097.3**
Stddev	31.3	49.	10.6
%RSD	1.1787	.12024	.50418
#1	2677.0	40791.	2089.9
#2	2632.8	40861.	2104.8

Sample Name: MB 280-325212/1-A Acquired: 5/18/2016 17:22:41 Type: Unk
Method: 6500_025(v6) Mode: CONC Corr. Factor: 1.000000
User: CRHOADES Prep Date: 5/17 Custom ID2: Custom ID3:
Comment: 325212 6010C Q4

Elem	Ag3280	Al1670	As1890	B_2089	Ba4554	Be3130	Bi2230	Ca3179	Cd2288
Line	328.068 {103}	167.079 {502}	189.042 {478}	208.959 {461}	455.403 { 74}	313.042 {108}	223.061 {451}	317.933 {106}	228.802 {447}
Units	ppm	ppm	ppm	ppm	ppm	ppm	ppm	ppm	ppm
Avg	**-.00119**	**.00340**	**-.00149**	**.00153**	**-.00043**	W **.00051**	**-.00197**	**-.01289**	**-.00021**
Stddev	.00042	.00019	.00287	.00053	.00043	.00007	.00062	.00308	.00008
%RSD	35.075	5.6808	192.94	34.841	98.347	14.074	31.452	23.904	39.566
#1	-.00148	.00354	.00054	.00191	-.00013	.00046	-.00241	-.01071	-.00027
#2	-.00089	.00327	-.00352	.00115	-.00074	.00056	-.00153	-.01507	-.00015
Check ?	Chk Pass	Chk Pass	Chk Pass	Chk Pass	Chk Pass	Chk Warn	Chk Pass	Chk Pass	Chk Pass
High Limit						.00050			
Low Limit						-.00050			

Elem	Co2286	Cr2055	Cu3247	Fe2599	K_7664	Li6707	Mg2790	Mn2576	Mo2020
Line	228.616 {447}	205.560 {464}	324.754 {104}	259.940 {130}	766.490 { 44}	670.784 { 50}	279.079 {121}2	257.610 {131}	202.030 {467}
Units	ppm	ppm	ppm	ppm	ppm	ppm	ppm	ppm	ppm
Avg	**-.00045**	**-.00026**	**-.00086**	**.00426**	**.05241**	**.00270**	**.00000**	**.00012**	**-.00015**
Stddev	.00039	.00034	.00023	.00002	.07668	.00224	.00264	.00006	.00016
%RSD	87.277	129.71	26.486	.35556	146.31	82.956	101120.	47.243	109.44
#1	-.00017	-.00002	-.00070	.00424	.10663	.00111	-.00187	.00016	-.00003
#2	-.00073	-.00050	-.00103	.00427	-.00181	.00428	.00187	.00008	-.00027
Check ?	Chk Pass	Chk Pass	Chk Pass	Chk Pass	Chk Pass	Chk Pass	Chk Pass	Chk Pass	Chk Pass
High Limit									
Low Limit									

Elem	Na5895	Ni2316	P_1782	Pb2203	S_1820	Sb2068	Se1960	Si2881	SiO2
Line	589.592 { 57}	231.604 {446}	178.284 {489}	220.353 {453}	182.034 {485}	206.833 {463}	196.090 {472}	288.158 {117}	288.158 {117}2
Units	ppm	ppm	ppm	ppm	ppm	ppm	ppm	ppm	ppm
Avg	**.05974**	**-.00032**	**.00166**	**.00036**	**-.00644**	**-.00167**	**.00740**	**.02176**	**.04656**
Stddev	.01055	.00014	.00138	.00146	.00213	.00021	.00231	.02025	.04333
%RSD	17.657	43.670	83.396	401.95	33.008	12.766	31.215	93.055	93.055
#1	.06720	-.00022	.00068	.00139	-.00494	-.00152	.00576	.00744	.01592
#2	.05228	-.00041	.00264	-.00067	-.00795	-.00182	.00903	.03607	.07720
Check ?	Chk Pass	Chk Pass	Chk Pass	Chk Pass	Chk Pass	Chk Pass	Chk Pass	Chk Pass	None
High Limit									
Low Limit									

Elem	Sn1899	Sr4077	Th2837	Ti3349	Tl1908	U_3701	V_2924	Zn2062	Zr3391
Line	189.989 {477}	407.771 { 83}	283.730 {119}	334.904 {101}	190.856 {477}	370.152 { 91}	292.402 {115}	206.200 {163}	339.198 { 99}
Units	ppm	ppm	ppm	ppm	ppm	ppm	ppm	ppm	ppm
Avg	**.00086**	**.00021**	**.00013**	**.00033**	**-.00209**	**.00455**	**.00067**	**-.00034**	**-.00137**
Stddev	.00202	.00004	.00073	.00019	.00353	.00464	.00026	.00012	.00062
%RSD	234.45	18.297	579.81	57.556	168.60	101.88	38.225	36.358	45.617
#1	-.00057	.00018	-.00039	.00046	-.00459	.00783	.00086	-.00043	-.00181
#2	.00229	.00023	.00064	.00020	.00040	.00127	.00049	-.00025	-.00093
Check ?	Chk Pass	Chk Pass	Chk Pass	Chk Pass	Chk Pass	Chk Pass	Chk Pass	Chk Pass	Chk Pass
High Limit									
Low Limit									

Int. Std.	Y_2243	Y_3600	Y_3774
Line	224.306 {450}	360.073 { 94}	377.433 { 89}
Units	Cts/S	Cts/S	Cts/S
Avg	**2704.7**	**41697.**	**2127.7**
Stddev	47.7	8.	14.0
%RSD	1.7632	.01912	.65607
#1	2738.4	41692.	2137.6
#2	2671.0	41703.	2117.8

Sample Name: LCS 280-325212/2-A Acquired: 5/18/2016 17:25:04 Type: Unk
Method: 6500_025(v6) Mode: CONC Corr. Factor: 1.000000
User: CRHOADES Prep Date: Custom ID2: Custom ID3:
Comment: 325212 6010C Q4

Elem	Ag3280	Al1670	Al3092	As1890	B_2089	Ba4554	Be3130	Bi2230	Ca3179
Line	328.068 {103}	167.079 {502}	309.271 {109}	189.042 {478}	208.959 {461}	455.403 { 74}	313.042 {108}	223.061 {451}	317.933 {106}
Units	ppm	ppm	ppm	ppm	ppm	ppm	ppm	ppm	ppm
Avg	**.05052**	**2.1119**	F **2.4250**	**1.0628**	**.99255**	**2.0641**	**.04882**	**2.1643**	**50.155**
Stddev	.00028	.0469	.0561	.0316	.02160	.0094	.00057	.0388	.206
%RSD	.55156	2.2183	2.3152	2.9775	2.1759	.45709	1.1768	1.7924	.40987
#1	.05033	2.0788	2.3853	1.0404	.97728	2.0575	.04842	2.1368	50.009
#2	.05072	2.1451	2.4647	1.0852	1.0078	2.0708	.04923	2.1917	50.300
Check ?	Chk Pass	Chk Pass	Chk Fail	Chk Pass	Chk Pass	Chk Pass	Chk Pass	None	Chk Pass
High Limit			2.2250						
Low Limit			1.7300						

Elem	Cd2288	Co2286	Cr2055	Cu3247	Fe2599	K_7664	Li6707	Mg2790	Mn2576
Line	228.802 {447}	228.616 {447}	205.560 {464}	324.754 {104}	259.940 {130}	766.490 { 44}	670.784 { 50}	279.079 {121}2	257.610 {131}
Units	ppm	ppm	ppm	ppm	ppm	ppm	ppm	ppm	ppm
Avg	**.09829**	**.48944**	**.20096**	**.26299**	**.99998**	**50.073**	**.99712**	**49.157**	**.47672**
Stddev	.00251	.01084	.00398	.00028	.00437	.101	.00179	.094	.00114
%RSD	2.5577	2.2147	1.9820	.10806	.43656	.20241	.17996	.19144	.23951
#1	.09652	.48178	.19814	.26319	.99689	50.002	.99839	49.090	.47591
#2	.10007	.49711	.20377	.26279	1.0031	50.145	.99585	49.223	.47752
Check ?	Chk Pass	Chk Pass	Chk Pass	Chk Pass	Chk Pass	Chk Pass	Chk Pass	Chk Pass	Chk Pass
High Limit									
Low Limit									

Elem	Mo2020	Na8183	Ni2316	P_1782	Pb2203	S_1820	Sb2068	Se1960	Si2881
Line	202.030 {467}	818.326 { 41}	231.604 {446}	178.284 {489}	220.353 {453}	182.034 {485}	206.833 {463}	196.090 {472}	288.158 {117}
Units	ppm	ppm	ppm	ppm	ppm	ppm	ppm	ppm	ppm
Avg	**1.0521**	**53.999**	**.48274**	**10.053**	**.50657**	**2.0733**	**.51670**	**2.1765**	**9.8226**
Stddev	.0175	.402	.00887	.213	.00965	.0351	.00222	.0043	.0114
%RSD	1.6588	.74519	1.8366	2.1162	1.9053	1.6942	.42918	.19744	.11610
#1	1.0397	54.284	.47647	9.9022	.49974	2.0485	.51513	2.1734	9.8145
#2	1.0644	53.714	.48901	10.203	.51339	2.0982	.51827	2.1795	9.8306
Check ?	Chk Pass	Chk Pass	Chk Pass	Chk Pass	Chk Pass	None	Chk Pass	Chk Pass	Chk Pass
High Limit									
Low Limit									

Elem	SiO2	Sn1899	Sr4077	Th2837	Ti3349	Tl1908	U_3701	V_2924	Zn2062
Line	288.158 {117}2	189.989 {477}	407.771 { 83}	283.730 {119}	334.904 {101}	190.856 {477}	370.152 { 91}	292.402 {115}	206.200 {163}
Units	ppm	ppm	ppm	ppm	ppm	ppm	ppm	ppm	ppm
Avg	**21.020**	**2.0220**	**.97530**	**.97630**	**.95597**	**1.9770**	**2.1684**	**.49055**	**.47315**
Stddev	.024	.0128	.00680	.00279	.00137	.0406	.0838	.00020	.00275
%RSD	.11610	.63323	.69712	.28579	.14372	2.0538	3.8633	.04004	.58184
#1	21.003	2.0130	.97050	.97433	.95500	2.0057	2.2277	.49041	.47509
#2	21.038	2.0311	.98011	.97827	.95694	1.9483	2.1092	.49069	.47120
Check ?	None	Chk Pass	Chk Pass	Chk Pass	Chk Pass	Chk Pass	Chk Pass	Chk Pass	Chk Pass
High Limit									
Low Limit									

Elem	Zr3391
Line	339.198 { 99}
Units	ppm
Avg	**.52629**
Stddev	.00292
%RSD	.55560
#1	.52836
#2	.52422
Check ?	Chk Pass
High Limit	
Low Limit	

Sample Name: LCS 280-325212/2-A Acquired: 5/18/2016 17:25:04 Type: Unk
Method: 6500_025(v6) Mode: CONC Corr. Factor: 1.000000
User: CRHOADES Prep Date: Custom ID2: Custom ID3:
Comment: 325212 6010C Q4

Int. Std.	Y_2243	Y_3600	Y_3774
Line	224.306 {450}	360.073 { 94}	377.433 { 89}
Units	Cts/S	Cts/S	Cts/S
Avg	**2611.3**	**40313.**	**2176.4**
Stddev	53.0	31.	7.3
%RSD	2.0288	.07772	.33400
#1	2648.7	40335.	2181.5
#2	2573.8	40291.	2171.3

Sample Name: 280-83040-C-1-A Acquired: 5/18/2016 17:27:31 Type: Unk
Method: 6500_025(v6) Mode: CONC Corr. Factor: 1.000000
User: CRHOADES Prep Date: Custom ID2: Custom ID3:
Comment: 325212 6010C Q4

Elem	Ag3280	Al1670	As1890	B_2089	Ba4554	Be3130	Bi2230	Ca3179	Cd2288
Line	328.068 {103}	167.079 {502}	189.042 {478}	208.959 {461}	455.403 { 74}	313.042 {108}	223.061 {451}	317.933 {106}	228.802 {447}
Units	ppm	ppm	ppm	ppm	ppm	ppm	ppm	ppm	ppm
Avg	**-.00083**	**1.1558**	**-.00420**	**.14037**	**.02074**	**.00034**	**-.00239**	W **502.07**	**.00124**
Stddev	.00001	.0201	.00164	.00032	.00070	.00039	.00054	9.63	.00006
%RSD	.65149	1.7427	39.093	.23094	3.3875	116.69	22.659	1.9172	4.6264
#1	-.00083	1.1701	-.00304	.14060	.02124	.00062	-.00277	508.88	.00120
#2	-.00082	1.1416	-.00537	.14014	.02025	.00006	-.00200	495.26	.00129
Check ?	Chk Pass	Chk Pass	Chk Pass	Chk Pass	Chk Pass	Chk Pass	Chk Pass	Chk Warn	Chk Pass
High Limit								500.00	
Low Limit								-.05000	

Elem	Co2286	Cr2055	Cu3247	Fe2599	K_7664	Li6707	Mg2790	Mn2576	Mo2020
Line	228.616 {447}	205.560 {464}	324.754 {104}	259.940 {130}	766.490 { 44}	670.784 { 50}	279.079 {121}2	257.610 {131}	202.030 {467}
Units	ppm	ppm	ppm	ppm	ppm	ppm	ppm	ppm	ppm
Avg	**.02008**	**.00250**	**.00738**	**10.361**	**9.9992**	**.10136**	**122.52**	**.92916**	**.00530**
Stddev	.00027	.00025	.00127	.163	.1615	.00070	.05	.00070	.00155
%RSD	1.3328	9.9237	17.194	1.5746	1.6155	.68931	.04382	.07515	29.239
#1	.02027	.00232	.00828	10.476	9.8849	.10186	122.48	.92867	.00420
#2	.01989	.00267	.00649	10.246	10.113	.10087	122.56	.92966	.00639
Check ?	Chk Pass	Chk Pass	Chk Pass	Chk Pass	Chk Pass	Chk Pass	Chk Pass	Chk Pass	Chk Pass
High Limit									
Low Limit									

Elem	Na8183	Ni2316	P_1782	Pb2203	S_1820	Sb2068	Se1960	Si2881	SiO2
Line	818.326 { 41}	231.604 {446}	178.284 {489}	220.353 {453}	182.034 {485}	206.833 {463}	196.090 {472}	288.158 {117}	288.158 {117}2
Units	ppm	ppm	ppm	ppm	ppm	ppm	ppm	ppm	ppm
Avg	W **1013.9**	**.00967**	**.12042**	**.00598**	F **1136.5**	**.00600**	**.05942**	**10.052**	**21.512**
Stddev	20.3	.00056	.00079	.00139	15.6	.00304	.00034	.073	.155
%RSD	2.0046	5.7852	.65755	23.273	1.3700	50.669	.56505	.72209	.72209
#1	1028.2	.01007	.11986	.00696	1147.5	.00815	.05918	10.104	21.622
#2	999.50	.00927	.12098	.00499	1125.5	.00385	.05966	10.001	21.402
Check ?	Chk Warn	Chk Pass	Chk Pass	Chk Pass	Chk Fail	Chk Pass	Chk Pass	Chk Pass	Chk Pass
High Limit	500.00				200.00				
Low Limit	11.000				-.20000				

Elem	Sn1899	Sr4077	Th2837	Ti3349	Tl1908	U_3701	V_2924	Zn2062	Zr3391
Line	189.989 {477}	407.771 { 83}	283.730 {119}	334.904 {101}	190.856 {477}	370.152 { 91}	292.402 {115}	206.200 {163}	339.198 { 99}
Units	ppm	ppm	ppm	ppm	ppm	ppm	ppm	ppm	ppm
Avg	**-.00231**	W **10.587**	**-.00186**	**.04908**	**.01706**	**.12578**	**.00850**	**.02489**	**.00361**
Stddev	.00078	.194	.00135	.00002	.01015	.04898	.00022	.00070	.00086
%RSD	33.861	1.8303	72.549	.03522	59.485	38.939	2.5390	2.8039	23.709
#1	-.00286	10.724	-.00091	.04909	.00988	.09115	.00866	.02440	.00300
#2	-.00176	10.450	-.00282	.04906	.02423	.16042	.00835	.02539	.00421
Check ?	Chk Pass	Chk Warn	Chk Pass	Chk Pass	Chk Pass	Chk Pass	Chk Pass	Chk Pass	Chk Pass
High Limit		5.0000							
Low Limit		-.01000							

Int. Std.	Y_2243	Y_3600	Y_3774
Line	224.306 {450}	360.073 { 94}	377.433 { 89}
Units	Cts/S	Cts/S	Cts/S
Avg	**2482.5**	**37642.**	**2146.0**
Stddev	36.5	76.	70.1
%RSD	1.4699	.20077	3.2657
#1	2456.7	37695.	2096.4
#2	2508.3	37588.	2195.5

Sample Name: 280-83040-C-1-A SD@5 Acquired: 5/18/2016 17:30:35 Type: Unk
Method: 6500_025(v6) Mode: CONC Corr. Factor: 1.000000
User: CRHOADES Prep Date: Custom ID2: Custom ID3:
Comment: 325212 6010C Q4

Elem	Ag3280	Al1670	As1890	B_2089	Ba4554	Be3130	Bi2230	Ca3179	Cd2288
Line	328.068 {103}	167.079 {502}	189.042 {478}	208.959 {461}	455.403 { 74}	313.042 {108}	223.061 {451}	317.933 {106}	228.802 {447}
Units	ppm	ppm	ppm	ppm	ppm	ppm	ppm	ppm	ppm
Avg	**-.00101**	**.40356**	**-.00768**	**.02809**	**.00448**	**.00010**	**-.00018**	**98.495**	**.00022**
Stddev	.00097	.03211	.00306	.00272	.00015	.00008	.00006	.245	.00029
%RSD	96.534	7.9568	39.764	9.6960	3.3960	79.592	31.822	.24908	132.66
#1	-.00170	.38085	-.00552	.02617	.00459	.00015	-.00022	98.321	.00042
#2	-.00032	.42627	-.00985	.03002	.00437	.00004	-.00014	98.668	.00001
Check ?	Chk Pass	Chk Pass	Chk Pass	Chk Pass	Chk Pass	Chk Pass	Chk Pass	Chk Pass	Chk Pass
High Limit									
Low Limit									

Elem	Co2286	Cr2055	Cu3247	Fe2599	K_7664	Li6707	Mg2790	Mn2576	Mo2020
Line	228.616 {447}	205.560 {464}	324.754 {104}	259.940 {130}	766.490 { 44}	670.784 { 50}	279.079 {121}2	257.610 {131}	202.030 {467}
Units	ppm	ppm	ppm	ppm	ppm	ppm	ppm	ppm	ppm
Avg	**.00389**	**.00074**	**.00075**	**2.0693**	**2.1036**	**.02131**	**24.148**	**.18414**	**.00020**
Stddev	.00042	.00017	.00014	.0098	.0099	.00015	.004	.00007	.00127
%RSD	10.779	23.345	18.282	.47579	.47009	.71994	.01558	.03831	634.35
#1	.00419	.00086	.00084	2.0623	2.1106	.02142	24.146	.18419	-.00070
#2	.00359	.00061	.00065	2.0762	2.0966	.02120	24.151	.18409	.00110
Check ?	Chk Pass	Chk Pass	Chk Pass	Chk Pass	Chk Pass	Chk Pass	Chk Pass	Chk Pass	Chk Pass
High Limit									
Low Limit									

Elem	Na8183	Ni2316	P_1782	Pb2203	S_1820	Sb2068	Se1960	Si2881	SiO2
Line	818.326 { 41}	231.604 {446}	178.284 {489}	220.353 {453}	182.034 {485}	206.833 {463}	196.090 {472}	288.158 {117}	288.158 {117}2
Units	ppm	ppm	ppm	ppm	ppm	ppm	ppm	ppm	ppm
Avg	**204.10**	**.00144**	**.02348**	**-.00111**	F **214.31**	**.00186**	**.01105**	**2.3142**	**4.9524**
Stddev	1.30	.00032	.00082	.00058	14.19	.00469	.00010	.0740	.1584
%RSD	.63723	22.467	3.4978	52.237	6.6233	251.70	.91383	3.1985	3.1985
#1	203.18	.00167	.02290	-.00070	204.27	-.00145	.01098	2.2619	4.8404
#2	205.02	.00121	.02406	-.00152	224.35	.00518	.01112	2.3665	5.0644
Check ?	Chk Pass	Chk Pass	Chk Pass	Chk Pass	Chk Fail	Chk Pass	Chk Pass	Chk Pass	Chk Pass
High Limit					200.00				
Low Limit					-.20000				

Elem	Sn1899	Sr4077	Th2837	Ti3349	Tl1908	U_3701	V_2924	Zn2062	Zr3391
Line	189.989 {477}	407.771 { 83}	283.730 {119}	334.904 {101}	190.856 {477}	370.152 { 91}	292.402 {115}	206.200 {163}	339.198 { 99}
Units	ppm	ppm	ppm	ppm	ppm	ppm	ppm	ppm	ppm
Avg	**-.00186**	**2.0484**	**-.00125**	**.01880**	**.00315**	**-.01831**	**.00206**	**.00495**	**.00022**
Stddev	.00018	.0060	.00159	.00159	.00296	.02348	.00087	.00005	.00237
%RSD	9.4547	.29191	126.94	8.4811	93.856	128.24	42.201	1.0172	1084.6
#1	-.00174	2.0441	-.00238	.01993	.00106	-.03491	.00145	.00499	-.00146
#2	-.00199	2.0526	-.00013	.01767	.00525	-.00171	.00268	.00492	.00190
Check ?	Chk Pass	Chk Pass	Chk Pass	Chk Pass	Chk Pass	Chk Pass	Chk Pass	Chk Pass	Chk Pass
High Limit									
Low Limit									

Int. Std.	Y_2243	Y_3600	Y_3774
Line	224.306 {450}	360.073 { 94}	377.433 { 89}
Units	Cts/S	Cts/S	Cts/S
Avg	**2647.4**	**39306.**	**2150.0**
Stddev	187.1	90.	5.5
%RSD	7.0670	.22796	.25672
#1	2779.7	39369.	2153.9
#2	2515.1	39242.	2146.1

Sample Name: 280-83040-C-1-B MS Acquired: 5/18/2016 17:33:13 Type: Unk
Method: 6500_025(v6) Mode: CONC Corr. Factor: 1.000000
User: CRHOADES Prep Date: Custom ID2: Custom ID3:
Comment: 325212 6010C Q4

Elem	Ag3280	Al3092	As1890	B_2089	Ba4554	Be3130	Bi2230	Ca3179	Cd2288
Line	328.068 {103}	309.271 {109}	189.042 {478}	208.959 {461}	455.403 { 74}	313.042 {108}	223.061 {451}	317.933 {106}	228.802 {447}
Units	ppm	ppm	ppm	ppm	ppm	ppm	ppm	ppm	ppm
Avg	**.05221**	**6.5211**	**1.1206**	**1.0980**	**2.0657**	**.04753**	F **2.1774**	W **545.27**	**.10218**
Stddev	.00058	.0947	.0001	.0014	.0386	.00042	.0115	10.48	.00029
%RSD	1.1183	1.4529	.01008	.12333	1.8685	.88021	.52826	1.9216	.27975
#1	.05179	6.5880	1.1207	1.0970	2.0930	.04783	2.1856	552.68	.10239
#2	.05262	6.4541	1.1205	1.0989	2.0384	.04724	2.1693	537.86	.10198
Check ?	Chk Pass	Chk Pass	Chk Pass	Chk Pass	Chk Pass	Chk Pass	Chk Fail	Chk Warn	Chk Pass
High Limit							.10000	500.00	
Low Limit							-.10000	-.05000	

Elem	Co2286	Cr2055	Cu3247	Fe2599	K_7664	Li6707	Mg2790	Mn2576	Mo2020
Line	228.616 {447}	205.560 {464}	324.754 {104}	259.940 {130}	766.490 { 44}	670.784 { 50}	279.079 {121}2	257.610 {131}	202.030 {467}
Units	ppm	ppm	ppm	ppm	ppm	ppm	ppm	ppm	ppm
Avg	**.49814**	**.20000**	**.27047**	**11.676**	**61.053**	**1.1228**	**146.39**	**1.3979**	**1.0503**
Stddev	.00006	.00006	.00110	.144	1.202	.0001	33.62	.0033	.0010
%RSD	.01226	.03225	.40606	1.2298	1.9696	.00947	22.963	.23823	.09334
#1	.49818	.19996	.27124	11.777	61.904	1.1229	170.16	1.3955	1.0496
#2	.49810	.20005	.26969	11.574	60.203	1.1227	122.62	1.4002	1.0510
Check ?	Chk Pass	Chk Pass	Chk Pass	Chk Pass	Chk Pass	Chk Pass	Chk Pass	Chk Pass	Chk Pass
High Limit									
Low Limit									

Elem	Na8183	Ni2316	P_1782	Pb2203	S_1820	Sb2068	Se1960	Si2881	SiO2
Line	818.326 { 41}	231.604 {446}	178.284 {489}	220.353 {453}	182.034 {485}	206.833 {463}	196.090 {472}	288.158 {117}	288.158 {117}2
Units	ppm	ppm	ppm	ppm	ppm	ppm	ppm	ppm	ppm
Avg	W **1059.1**	**.48075**	W **11.126**	**.47801**	F **1160.0**	**.52838**	**2.3810**	**23.535**	**50.366**
Stddev	21.6	.00028	.007	.00151	.9	.00587	.0076	.150	.321
%RSD	2.0374	.05775	.06095	.31588	.08047	1.1109	.31983	.63733	.63733
#1	1074.3	.48056	11.122	.47907	1159.4	.52423	2.3864	23.641	50.593
#2	1043.8	.48095	11.131	.47694	1160.7	.53253	2.3756	23.429	50.139
Check ?	Chk Warn	Chk Pass	Chk Warn	Chk Pass	Chk Fail	Chk Pass	Chk Pass	Chk Pass	Chk Pass
High Limit	500.00		2.0000		200.00				
Low Limit	11.000		-1.0000		-.20000				

Elem	Sn1899	Sr4077	Th2837	Ti3349	Tl1908	U_3701	V_2924	Zn2062	Zr3391
Line	189.989 {477}	407.771 { 83}	283.730 {119}	334.904 {101}	190.856 {477}	370.152 { 91}	292.402 {115}	206.200 {163}	339.198 { 99}
Units	ppm	ppm	ppm	ppm	ppm	ppm	ppm	ppm	ppm
Avg	**1.9749**	W **11.555**	**.96657**	**1.0080**	**1.6671**	**2.1971**	**.49874**	**.48170**	**.53324**
Stddev	.0126	.460	.00500	.0048	.0522	.0271	.00222	.00135	.00554
%RSD	.63583	3.9813	.51698	.47481	3.1282	1.2330	.44493	.28082	1.0391
#1	1.9838	11.880	.97010	1.0046	1.7040	2.2162	.50031	.48075	.52932
#2	1.9660	11.229	.96303	1.0114	1.6302	2.1779	.49717	.48266	.53716
Check ?	Chk Pass	Chk Warn	Chk Pass	Chk Pass	Chk Pass	Chk Pass	Chk Pass	Chk Pass	Chk Pass
High Limit		5.0000							
Low Limit		-.01000							

Int. Std.	Y_2243	Y_3600	Y_3774
Line	224.306 {450}	360.073 { 94}	377.433 { 89}
Units	Cts/S	Cts/S	Cts/S
Avg	**2439.0**	**37003.**	**2175.4**
Stddev	12.0	753.	56.4
%RSD	.49218	2.0353	2.5924
#1	2430.5	37535.	2135.5
#2	2447.5	36470.	2215.3

Sample Name: 280-83040-C-1-C MSD Acquired: 5/18/2016 17:36:11 Type: Unk
Method: 6500_025(v6) Mode: CONC Corr. Factor: 1.000000
User: CRHOADES Prep Date: Custom ID2: Custom ID3:
Comment: 325212 6010C Q4

Elem	Ag3280	Al3092	As1890	B_2089	Ba4554	Be3130	Bi2230	Ca3179	Cd2288
Line	328.068 {103}	309.271 {109}	189.042 {478}	208.959 {461}	455.403 { 74}	313.042 {108}	223.061 {451}	317.933 {106}	228.802 {447}
Units	ppm	ppm	ppm	ppm	ppm	ppm	ppm	ppm	ppm
Avg	**.05242**	**5.9988**	**1.1027**	**1.0691**	**2.0347**	**.04686**	F **2.1234**	W **536.93**	**.09935**
Stddev	.00022	.0246	.0297	.0243	.0007	.00041	.0444	1.65	.00167
%RSD	.42422	.40975	2.6984	2.2727	.03329	.87243	2.0894	.30707	1.6787
#1	.05258	5.9814	1.0816	1.0519	2.0342	.04657	2.0921	538.10	.09817
#2	.05226	6.0162	1.1237	1.0862	2.0351	.04715	2.1548	535.77	.10053
Check ?	Chk Pass	Chk Pass	Chk Pass	Chk Pass	Chk Pass	Chk Pass	Chk Fail	Chk Warn	Chk Pass
High Limit							.10000	500.00	
Low Limit							-.10000	-.05000	

Elem	Co2286	Cr2055	Cu3247	Fe2599	K_7664	Li6707	Mg2790	Mn2576	Mo2020
Line	228.616 {447}	205.560 {464}	324.754 {104}	259.940 {130}	766.490 { 44}	670.784 { 50}	279.079 {121}2	257.610 {131}	202.030 {467}
Units	ppm	ppm	ppm	ppm	ppm	ppm	ppm	ppm	ppm
Avg	**.48271**	**.19364**	**.26848**	**11.214**	**60.126**	**1.1101**	**168.93**	**1.3832**	**1.0271**
Stddev	.00951	.00327	.00136	.010	.076	.0015	.15	.0003	.0196
%RSD	1.9699	1.6867	.50659	.09032	.12655	.13323	.09038	.02271	1.9109
#1	.47599	.19133	.26752	11.221	60.073	1.1090	169.04	1.3834	1.0132
#2	.48944	.19595	.26945	11.207	60.180	1.1111	168.82	1.3830	1.0410
Check ?	Chk Pass	Chk Pass	Chk Pass	Chk Pass	Chk Pass	Chk Pass	Chk Pass	Chk Pass	Chk Pass
High Limit									
Low Limit									

Elem	Na8183	Ni2316	P_1782	Pb2203	S_1820	Sb2068	Se1960	Si2881	SiO2
Line	818.326 { 41}	231.604 {446}	178.284 {489}	220.353 {453}	182.034 {485}	206.833 {463}	196.090 {472}	288.158 {117}	288.158 {117}2
Units	ppm	ppm	ppm	ppm	ppm	ppm	ppm	ppm	ppm
Avg	W **1045.6**	**.46507**	W **10.764**	**.46321**	F **1126.7**	**.51404**	**2.2732**	**22.676**	**48.526**
Stddev	2.5	.00875	.214	.01201	23.1	.00440	.0060	.013	.028
%RSD	.23471	1.8820	1.9927	2.5918	2.0526	.85556	.26155	.05704	.05704
#1	1047.3	.45888	10.612	.45472	1110.3	.51093	2.2690	22.685	48.545
#2	1043.8	.47126	10.916	.47170	1143.0	.51715	2.2774	22.666	48.506
Check ?	Chk Warn	Chk Pass	Chk Warn	Chk Pass	Chk Fail	Chk Pass	Chk Pass	Chk Pass	Chk Pass
High Limit	500.00		2.0000		200.00				
Low Limit	11.000		-1.0000		-.20000				

Elem	Sn1899	Sr4077	Th2837	Ti3349	Tl1908	U_3701	V_2924	Zn2062	Zr3391
Line	189.989 {477}	407.771 { 83}	283.730 {119}	334.904 {101}	190.856 {477}	370.152 { 91}	292.402 {115}	206.200 {163}	339.198 { 99}
Units	ppm	ppm	ppm	ppm	ppm	ppm	ppm	ppm	ppm
Avg	**1.9031**	W **10.952**	**.97100**	**1.0001**	**1.6431**	**2.1439**	**.49550**	**.47329**	**.52998**
Stddev	.0104	.401	.00465	.0012	.0370	.0405	.00070	.00553	.00493
%RSD	.54901	3.6595	.47877	.12018	2.2506	1.8882	.14043	1.1685	.93067
#1	1.8957	10.668	.96771	.99923	1.6693	2.1725	.49599	.47720	.52650
#2	1.9105	11.235	.97429	1.0009	1.6170	2.1153	.49501	.46938	.53347
Check ?	Chk Pass	Chk Warn	Chk Pass	Chk Pass	Chk Pass	Chk Pass	Chk Pass	Chk Pass	Chk Pass
High Limit		5.0000							
Low Limit		-.01000							

Int. Std.	Y_2243	Y_3600	Y_3774
Line	224.306 {450}	360.073 { 94}	377.433 { 89}
Units	Cts/S	Cts/S	Cts/S
Avg	**2508.8**	**37775.**	**2206.5**
Stddev	44.4	36.	29.5
%RSD	1.7685	.09505	1.3353
#1	2540.1	37749.	2185.7
#2	2477.4	37800.	2227.4

Sample Name: 280-83040-C-1-A PDS Acquired: 5/18/2016 17:39:11 Type: Unk
Method: 6500_025(v6) Mode: CONC Corr. Factor: 1.000000
User: CRHOADES Prep Date: Custom ID2: Custom ID3:
Comment: 325212 6010C Q4

Elem	Ag3280	Al3092	As1890	B_2089	Ba4554	Be3130	Bi2230	Ca3179	Cd2288
Line	328.068 {103}	309.271 {109}	189.042 {478}	208.959 {461}	455.403 { 74}	313.042 {108}	223.061 {451}	317.933 {106}	228.802 {447}
Units	ppm	ppm	ppm	ppm	ppm	ppm	ppm	ppm	ppm
Avg	**.01687**	**3.5070**	**.22376**	**.23596**	**.12444**	**.04653**	**-.00200**	**498.51**	**.05284**
Stddev	.00063	.1265	.00057	.00348	.00042	.00020	.00072	.04	.00133
%RSD	3.7306	3.6071	.25568	1.4742	.34084	.43325	35.940	.00758	2.5197
#1	.01642	3.5965	.22336	.23350	.12414	.04639	-.00251	498.49	.05190
#2	.01731	3.4176	.22417	.23842	.12474	.04667	-.00149	498.54	.05378
Check ?	Chk Pass	Chk Pass	Chk Pass	Chk Pass	Chk Pass	Chk Pass	Chk Pass	Chk Pass	Chk Pass
High Limit									
Low Limit									

Elem	Co2286	Cr2055	Cu3247	Fe2599	K_7664	Li6707	Mg2790	Mn2576	Mo2020
Line	228.616 {447}	205.560 {464}	324.754 {104}	259.940 {130}	766.490 { 44}	670.784 { 50}	279.079 {121}2	257.610 {131}	202.030 {467}
Units	ppm	ppm	ppm	ppm	ppm	ppm	ppm	ppm	ppm
Avg	**.06798**	**.05185**	**.05868**	**10.932**	**30.841**	**.19702**	**137.98**	**.95459**	**.05632**
Stddev	.00114	.00073	.00081	.019	.046	.00088	.10	.00126	.00230
%RSD	1.6748	1.3998	1.3833	.17388	.14795	.44789	.07237	.13161	4.0842
#1	.06717	.05133	.05925	10.945	30.809	.19764	138.05	.95548	.05469
#2	.06878	.05236	.05810	10.918	30.873	.19639	137.91	.95371	.05794
Check ?	Chk Pass	Chk Pass	Chk Pass	Chk Pass	Chk Pass	Chk Pass	Chk Pass	Chk Pass	Chk Pass
High Limit									
Low Limit									

Elem	Na8183	Ni2316	P_1782	Pb2203	S_1820	Sb2068	Se1960	Si2881	SiO2
Line	818.326 { 41}	231.604 {446}	178.284 {489}	220.353 {453}	182.034 {485}	206.833 {463}	196.090 {472}	288.158 {117}	288.158 {117}2
Units	ppm	ppm	ppm	ppm	ppm	ppm	ppm	ppm	ppm
Avg	W **992.56**	**.05785**	W **2.3359**	**.09878**	F **1129.6**	**.10836**	**.27630**	**16.323**	**34.932**
Stddev	1.24	.00251	.0883	.00519	1.1	.00327	.01070	.159	.340
%RSD	.12450	4.3311	3.7798	5.2490	.09699	3.0153	3.8744	.97206	.97206
#1	993.44	.05608	2.2735	.09512	1130.3	.10605	.26873	16.436	35.172
#2	991.69	.05962	2.3983	.10245	1128.8	.11067	.28387	16.211	34.692
Check ?	Chk Warn	Chk Pass	Chk Warn	Chk Pass	Chk Fail	Chk Pass	Chk Pass	Chk Pass	Chk Pass
High Limit	500.00		2.0000		200.00				
Low Limit	11.000		-1.0000		-.20000				

Elem	Sn1899	Sr4077	Th2837	Ti3349	Tl1908	U_3701	V_2924	Zn2062	Zr3391
Line	189.989 {477}	407.771 { 83}	283.730 {119}	334.904 {101}	190.856 {477}	370.152 { 91}	292.402 {115}	206.200 {163}	339.198 { 99}
Units	ppm	ppm	ppm	ppm	ppm	ppm	ppm	ppm	ppm
Avg	**.09520**	W **10.176**	**.19574**	**.14205**	**.16342**	**.59374**	**.05752**	**.21093**	**.06014**
Stddev	.00066	.006	.00039	.00217	.00432	.02207	.00042	.00029	.00049
%RSD	.69199	.06220	.20006	1.5259	2.6437	3.7173	.72886	.13770	.81749
#1	.09473	10.171	.19602	.14051	.16036	.57813	.05782	.21114	.06049
#2	.09567	10.180	.19546	.14358	.16647	.60935	.05722	.21073	.05979
Check ?	Chk Pass	Chk Warn	Chk Pass	Chk Pass	Chk Pass	Chk Pass	Chk Pass	Chk Pass	Chk Pass
High Limit		5.0000							
Low Limit		-.01000							

Int. Std.	Y_2243	Y_3600	Y_3774
Line	224.306 {450}	360.073 { 94}	377.433 { 89}
Units	Cts/S	Cts/S	Cts/S
Avg	**2439.9**	**37769.**	**2214.2**
Stddev	4.0	169.	22.3
%RSD	.16348	.44708	1.0078
#1	2442.7	37650.	2198.4
#2	2437.1	37889.	2230.0

Sample Name: 280-83040-C-2-A Acquired: 5/18/2016 17:41:54 Type: Unk
Method: 6500_025(v6) Mode: CONC Corr. Factor: 1.000000
User: CRHOADES Prep Date: Custom ID2: Custom ID3:
Comment: 325212 6010C Q4

Elem	Ag3280	Al1670	As1890	B_2089	Ba4554	Be3130	Bi2230	Ca3179	Cd2288
Line	328.068 {103}	167.079 {502}	189.042 {478}	208.959 {461}	455.403 { 74}	313.042 {108}	223.061 {451}	317.933 {106}	228.802 {447}
Units	ppm	ppm	ppm	ppm	ppm	ppm	ppm	ppm	ppm
Avg	**-.00078**	**.10300**	W **-.01581**	**.11985**	**.00616**	**.00009**	**-.00362**	**412.76**	**.00141**
Stddev	.00066	.00013	.00116	.00130	.00031	.00008	.00158	10.22	.00004
%RSD	84.190	.12199	7.3609	1.0836	5.0873	87.501	43.738	2.4764	2.5592
#1	-.00125	.10309	-.01499	.12077	.00638	.00003	-.00250	405.53	.00144
#2	-.00032	.10291	-.01663	.11893	.00594	.00014	-.00474	419.99	.00139
Check ?	Chk Pass	Chk Pass	Chk Warn	Chk Pass	Chk Pass	Chk Pass	Chk Pass	Chk Pass	Chk Pass
High Limit			10.000						
Low Limit			-.01000						

Elem	Co2286	Cr2055	Cu3247	Fe2599	K_7664	Li6707	Mg2790	Mn2576	Mo2020
Line	228.616 {447}	205.560 {464}	324.754 {104}	259.940 {130}	766.490 { 44}	670.784 { 50}	279.079 {121}2	257.610 {131}	202.030 {467}
Units	ppm	ppm	ppm	ppm	ppm	ppm	ppm	ppm	ppm
Avg	**-.00049**	**.00094**	**.00442**	**.18664**	**8.5871**	**.12582**	**177.39**	**.00287**	**.00043**
Stddev	.00014	.00062	.00048	.00259	.1935	.00219	.31	.00005	.00068
%RSD	28.239	66.281	10.871	1.3865	2.2539	1.7409	.17564	1.7300	157.96
#1	-.00039	.00138	.00477	.18481	8.4502	.12427	177.61	.00283	.00091
#2	-.00059	.00050	.00408	.18847	8.7239	.12737	177.17	.00290	-.00005
Check ?	Chk Pass	Chk Pass	Chk Pass	Chk Pass	Chk Pass	Chk Pass	Chk Pass	Chk Pass	Chk Pass
High Limit									
Low Limit									

Elem	Na8183	Ni2316	P_1782	Pb2203	S_1820	Sb2068	Se1960	Si2881	SiO2
Line	818.326 { 41}	231.604 {446}	178.284 {489}	220.353 {453}	182.034 {485}	206.833 {463}	196.090 {472}	288.158 {117}	288.158 {117}2
Units	ppm	ppm	ppm	ppm	ppm	ppm	ppm	ppm	ppm
Avg	W **1574.9**	**.00351**	**.03706**	**.00175**	F **1424.3**	**-.00229**	**.04178**	**10.828**	**23.172**
Stddev	42.7	.00062	.00119	.00003	1.1	.00050	.00370	.019	.041
%RSD	2.7135	17.814	3.2205	1.4520	.07603	21.748	8.8677	.17763	.17763
#1	1544.6	.00306	.03790	.00177	1423.6	-.00264	.04440	10.842	23.202
#2	1605.1	.00395	.03622	.00173	1425.1	-.00193	.03916	10.815	23.143
Check ?	Chk Warn	Chk Pass	Chk Pass	Chk Pass	Chk Fail	Chk Pass	Chk Pass	Chk Pass	Chk Pass
High Limit	500.00				200.00				
Low Limit	11.000				-.20000				

Elem	Sn1899	Sr4077	Th2837	Ti3349	Tl1908	U_3701	V_2924	Zn2062	Zr3391
Line	189.989 {477}	407.771 { 83}	283.730 {119}	334.904 {101}	190.856 {477}	370.152 { 91}	292.402 {115}	206.200 {163}	339.198 { 99}
Units	ppm	ppm	ppm	ppm	ppm	ppm	ppm	ppm	ppm
Avg	**-.00173**	W **9.9037**	**-.00076**	**.00415**	**.00444**	**.58552**	**.00020**	**.00112**	**.00050**
Stddev	.00005	.0670	.00055	.00028	.00257	.02612	.00110	.00119	.00390
%RSD	3.0187	.67626	72.460	6.6913	57.849	4.4611	562.95	105.92	782.29
#1	-.00170	9.8563	-.00037	.00395	.00262	.60399	.00097	.00028	.00326
#2	-.00177	9.9510	-.00115	.00434	.00626	.56705	-.00058	.00196	-.00226
Check ?	Chk Pass	Chk Warn	Chk Pass	Chk Pass	Chk Pass	Chk Pass	Chk Pass	Chk Pass	Chk Pass
High Limit		5.0000							
Low Limit		-.01000							

Int. Std.	Y_2243	Y_3600	Y_3774
Line	224.306 {450}	360.073 { 94}	377.433 { 89}
Units	Cts/S	Cts/S	Cts/S
Avg	**2596.4**	**37258.**	**2234.2**
Stddev	12.2	8.	41.0
%RSD	.46867	.02048	1.8350
#1	2605.0	37252.	2263.2
#2	2587.8	37263.	2205.2

Sample Name: 280-83044-A-1-A Acquired: 5/18/2016 17:45:04 Type: Unk
Method: 6500_025(v6) Mode: CONC Corr. Factor: 1.000000
User: CRHOADES Prep Date: Custom ID2: Custom ID3:
Comment: 325212 6010C Q4

Elem	Ag3280	Al3092	As1890	B_2089	Ba4554	Be3130	Bi2230	Ca3179	Cd2288
Line	328.068 {103}	309.271 {109}	189.042 {478}	208.959 {461}	455.403 { 74}	313.042 {108}	223.061 {451}	317.933 {106}	228.802 {447}
Units	ppm	ppm	ppm	ppm	ppm	ppm	ppm	ppm	ppm
Avg	**-.00219**	**117.68**	**.00796**	**.29409**	**2.3219**	**.00356**	**-.01017**	F **2249.7**	**.00208**
Stddev	.00033	.18	.00023	.00326	.0011	.00025	.00107	17.2	.00028
%RSD	14.997	.15613	2.8793	1.1076	.04690	6.9203	10.564	.76395	13.433
#1	-.00196	117.81	.00812	.29640	2.3227	.00339	-.01093	2261.8	.00228
#2	-.00242	117.55	.00779	.29179	2.3211	.00374	-.00941	2237.5	.00188
Check ?	Chk Pass	Chk Pass	Chk Pass	Chk Pass	Chk Pass	Chk Pass	Chk Pass	Chk Fail	Chk Pass
High Limit								1000.0	
Low Limit								-.10000	

Elem	Co2286	Cr2055	Cu3247	Fe2714	K_7664	Li6707	Mg2790	Mn2576	Mo2020
Line	228.616 {447}	205.560 {464}	324.754 {104}	271.441 {124}	766.490 { 44}	670.784 { 50}	279.079 {121}2	257.610 {131}	202.030 {467}
Units	ppm	ppm	ppm	ppm	ppm	ppm	ppm	ppm	ppm
Avg	**.05361**	**.32864**	**.26317**	**150.84**	W **189.17**	**.25588**	**101.71**	**7.4186**	**.04060**
Stddev	.00065	.00037	.00002	.62	.58	.00155	.03	.0424	.00046
%RSD	1.2155	.11116	.00583	.41325	.30425	.60746	.03402	.57110	1.1443
#1	.05407	.32890	.26316	151.29	189.57	.25478	101.73	7.3886	.04093
#2	.05315	.32838	.26318	150.40	188.76	.25698	101.68	7.4485	.04027
Check ?	Chk Pass	Chk Pass	Chk Pass	Chk Pass	Chk Warn	Chk Pass	Chk Pass	Chk Pass	Chk Pass
High Limit					100.00				
Low Limit					-.50000				

Elem	Na8183	Ni2316	P_1782	Pb2203	S_1820	Sb2068	Se1960	Si2881	SiO2
Line	818.326 { 41}	231.604 {446}	178.284 {489}	220.353 {453}	182.034 {485}	206.833 {463}	196.090 {472}	288.158 {117}	288.158 {117}2
Units	ppm	ppm	ppm	ppm	ppm	ppm	ppm	ppm	ppm
Avg	W **3962.9**	**.16596**	W **4.0380**	**.06946**	F **274.01**	**.00789**	**.03537**	W **55.343**	**118.43**
Stddev	7.5	.00083	.0175	.00331	6.16	.00004	.00125	.450	.96
%RSD	.18950	.49937	.43406	4.7592	2.2469	.44643	3.5248	.81292	.81292
#1	3968.2	.16655	4.0504	.06712	278.37	.00787	.03625	55.661	119.11
#2	3957.6	.16537	4.0256	.07180	269.66	.00792	.03448	55.025	117.75
Check ?	Chk Warn	Chk Pass	Chk Warn	Chk Pass	Chk Fail	Chk Pass	Chk Pass	Chk Warn	Chk Pass
High Limit	500.00		2.0000		200.00			50.000	
Low Limit	11.000		-1.0000		-.20000			-.10000	

Elem	Sn1899	Sr4077	Th2837	Ti3349	Tl1908	U_3701	V_2924	Zn2062	Zr3391
Line	189.989 {477}	407.771 { 83}	283.730 {119}	334.904 {101}	190.856 {477}	370.152 { 91}	292.402 {115}	206.200 {163}	339.198 { 99}
Units	ppm	ppm	ppm	ppm	ppm	ppm	ppm	ppm	ppm
Avg	**-.00048**	W **12.354**	**.01024**	**4.1416**	W **-.01007**	W **-.07181**	**.46502**	**4.0511**	**.22699**
Stddev	.00128	.093	.00085	.0035	.00634	.05956	.00023	.0008	.00371
%RSD	268.02	.75322	8.3177	.08420	62.968	82.942	.04908	.01973	1.6330
#1	.00043	12.420	.00964	4.1441	-.00559	-.02970	.46518	4.0506	.22961
#2	-.00139	12.289	.01084	4.1392	-.01455	-.11393	.46486	4.0517	.22437
Check ?	Chk Pass	Chk Warn	Chk Pass	Chk Pass	Chk Warn	Chk Warn	Chk Pass	Chk Pass	Chk Pass
High Limit		5.0000			5.0000	45.000			
Low Limit		-.01000			-.01000	-.05000			

Int. Std.	Y_2243	Y_3600	Y_3774
Line	224.306 {450}	360.073 { 94}	377.433 { 89}
Units	Cts/S	Cts/S	Cts/S
Avg	**2519.9**	**37897.**	**2347.6**
Stddev	58.8	18.	10.8
%RSD	2.3315	.04769	.46172
#1	2478.3	37910.	2340.0
#2	2561.4	37884.	2355.3

Sample Name: CCVH-3894253 Acquired: 5/18/2016 17:48:18 Type: QC
Method: 6500_025(v6) Mode: CONC Corr. Factor: 1.000000
User: CRHOADES Prep Date: Custom ID2: Custom ID3:
Comment:

Elem	Ag3280	Al3092	As1890	B_2089	Ba4554	Be3130	Bi2230	Ca3179	Cd2288	Co2286	Cr2055
Units	ppm	ppm	ppm	ppm	ppm	ppm	ppm	ppm	ppm	ppm	ppm
Avg	**-.00098**	**52.390**	**-.00206**	**.00355**	**-.00032**	**.00047**	W **1.0925**	**.10999**	**-.00071**	**-.00118**	**.00034**
Stddev	.00095	.726	.00904	.00039	.00006	.00005	.0086	.00482	.00021	.00024	.00032
%RSD	96.504	1.3851	439.99	10.974	19.334	11.562	.78913	4.3807	29.783	20.220	93.050
#1	-.00031	52.903	.00434	.00382	-.00028	.00043	1.0986	.10658	-.00056	-.00101	.00056
#2	-.00165	51.877	-.00845	.00327	-.00037	.00051	1.0864	.11339	-.00086	-.00135	.00012
Check ?	None	Chk Pass	None	None	None	None	Chk Warn	None	None	None	None
Value							1.0000				
Range							5.0000%				

Elem	Cu3247	Fe2714	K_7664	Li6707	Mg2790	Mn2576	Mo2020	Na8183	Ni2316	P_1782	Pb2203
Units	ppm	ppm	ppm	ppm	ppm	ppm	ppm	ppm	ppm	ppm	ppm
Avg	**-.00028**	**49.994**	**.58535**	**.00189**	**.02668**	**.00038**	**-.00120**	**258.03**	**.00146**	**.00232**	**-.00039**
Stddev	.00035	.703	.05015	.00126	.00355	.00003	.00030	1.91	.00067	.00131	.00209
%RSD	122.32	1.4071	8.5670	66.646	13.301	7.9107	24.905	.73856	45.920	56.267	529.71
#1	-.00053	50.492	.54989	.00100	.02417	.00036	-.00141	259.37	.00193	.00325	.00108
#2	-.00004	49.497	.62081	.00279	.02919	.00040	-.00099	256.68	.00099	.00140	-.00187
Check ?	None	Chk Pass	None	None	None	None	None	Chk Pass	None	None	None
Value											
Range											

Elem	S_1820	Sb2068	Se1960	Si2881	SiO2	Sn1899	Sr4077	Th2837	Ti3349	Tl1908	U_3701
Units	ppm	ppm	ppm	ppm	ppm	ppm	ppm	ppm	ppm	ppm	ppm
Avg	W **5.4961**	**-.00686**	**.01069**	**.04214**	**.09017**	**.00057**	**.00112**	W **4.7345**	**.00544**	**-.00115**	W **10.611**
Stddev	.1213	.00499	.00681	.01388	.02970	.00032	.00013	.0058	.00056	.00142	.198
%RSD	2.2063	72.747	63.732	32.936	32.936	56.684	11.148	.12190	10.279	123.21	1.8653
#1	5.5819	-.00333	.01551	.03232	.06917	.00079	.00103	4.7385	.00504	-.00015	10.471
#2	5.4104	-.01038	.00587	.05195	.11117	.00034	.00121	4.7304	.00584	-.00216	10.751
Check ?	Chk Warn	None	None	None	None	None	None	Chk Warn	None	None	Chk Warn
Value	5.0000							5.0000			10.000
Range	5.0000%							-5.0000%			5.0000%

Elem	V_2924	Zn2062	Zr3391
Units	ppm	ppm	ppm
Avg	**.00947**	**.00025**	**.05446**
Stddev	.00085	.00029	.00290
%RSD	8.9947	115.65	5.3239
#1	.00887	.00005	.05651
#2	.01007	.00045	.05241
Check ?	None	None	None
Value			
Range			

Int. Std.	Y_2243	Y_3600	Y_3774
Units	Cts/S	Cts/S	Cts/S
Avg	**2541.3**	**39754.**	**2159.1**
Stddev	.2	182.	30.4
%RSD	.00892	.45682	1.4061
#1	2541.1	39626.	2137.7
#2	2541.5	39883.	2180.6

Sample Name: CCV-3894251 Acquired: 5/18/2016 17:50:56 Type: QC
Method: 6500_025(v6) Mode: CONC Corr. Factor: 1.000000
User: CRHOADES Prep Date: Custom ID2: Custom ID3:
Comment:

Elem	Ag3280	Al1670	As1890	B_2089	Ba4554	Be3130	Bi2230	Ca3179	Cd2288	Co2286	Cr2055	Cu3247
Units	ppm	ppm	ppm	ppm	ppm	ppm	ppm	ppm	ppm	ppm	ppm	ppm
Avg	**.49125**	**.54390**	**1.0311**	**.48989**	**.51069**	**.47246**	**.00235**	**5.1043**	**.49733**	**.50230**	**.50555**	**.51515**
Stddev	.00140	.00726	.0152	.00063	.01100	.00726	.00022	.0771	.00047	.00033	.00067	.00087
%RSD	.28432	1.3345	1.4728	.12763	2.1538	1.5359	9.5365	1.5113	.09491	.06520	.13297	.16829
#1	.49026	.53876	1.0203	.48945	.51846	.47759	.00251	5.1589	.49767	.50253	.50603	.51576
#2	.49224	.54903	1.0418	.49033	.50291	.46733	.00219	5.0498	.49700	.50207	.50508	.51454
Check ?	Chk Pass	Chk Pass	Chk Pass	Chk Pass	Chk Pass	Chk Pass	None	Chk Pass	Chk Pass	Chk Pass	Chk Pass	Chk Pass
Value												
Range												

Elem	Fe2599	K_7664	Li6707	Mg2790	Mn2576	Mo2020	Na5895	Ni2316	P_1782	Pb2203	S_1820	Sb2068
Units	ppm	ppm	ppm	ppm	ppm	ppm	ppm	ppm	ppm	ppm	ppm	ppm
Avg	**2.4262**	**49.334**	**.99441**	**19.041**	**.47455**	**.50764**	F **5.5827**	**.49326**	**.96751**	**.99925**	**.22508**	**.97112**
Stddev	.0192	.829	.00264	.021	.00008	.00323	.0233	.00170	.00283	.00283	.00494	.00009
%RSD	.78948	1.6813	.26507	.10984	.01607	.63679	.41743	.34461	.29235	.28307	2.1956	.00887
#1	2.4397	49.921	.99255	19.026	.47450	.50993	5.5663	.49446	.96951	.99725	.22857	.97118
#2	2.4126	48.748	.99628	19.056	.47461	.50536	5.5992	.49206	.96551	1.0013	.22159	.97106
Check ?	Chk Pass	Chk Pass	Chk Pass	Chk Pass	Chk Pass	Chk Pass	Chk Fail	Chk Pass	Chk Pass	Chk Pass	None	Chk Pass
Value							5.0000					
Range							10.490%					

Elem	Se1960	Si2881	SiO2	Sn1899	Sr4077	Th2837	Ti3349	Tl1908	U_3701	V_2924	Zn2062	Zr3391
Units	ppm	ppm	ppm	ppm	ppm	ppm	ppm	ppm	ppm	ppm	ppm	ppm
Avg	**1.0263**	**4.8890**	**10.463**	**1.0101**	**.48607**	**-.00199**	**.46560**	**1.0231**	**-.03246**	**.48890**	**.46979**	**.51090**
Stddev	.0010	.0288	.062	.0031	.00972	.00166	.00048	.0113	.03433	.00242	.00506	.00174
%RSD	.09579	.58905	.58905	.30233	2.0004	83.348	.10241	1.1029	105.77	.49529	1.0772	.34132
#1	1.0256	4.9094	10.506	1.0080	.49295	-.00082	.46526	1.0311	-.00818	.48719	.46621	.51213
#2	1.0270	4.8687	10.419	1.0123	.47919	-.00316	.46594	1.0151	-.05674	.49062	.47336	.50967
Check ?	Chk Pass	Chk Pass	Chk Pass	Chk Pass	Chk Pass	None	Chk Pass	Chk Pass	None	Chk Pass	Chk Pass	Chk Pass
Value												
Range												

Int. Std.	Y_2243	Y_3600	Y_3774
Units	Cts/S	Cts/S	Cts/S
Avg	**2556.8**	**39914.**	**2105.6**
Stddev	42.6	504.	40.8
%RSD	1.6646	1.2620	1.9370
#1	2586.9	40270.	2076.8
#2	2526.7	39558.	2134.5

Sample Name: CCB Acquired: 5/18/2016 17:53:28 Type: QC
Method: 6500_025(v6) Mode: CONC Corr. Factor: 1.000000
User: CRHOADES Prep Date: Custom ID2: Custom ID3:
Comment:

Elem	Ag3280	Al1670	As1890	B_2089	Ba4554	Be3130	Bi2230	Ca3179	Cd2288	Co2286	Cr2055
Units	ppm	ppm	ppm	ppm	ppm	ppm	ppm	ppm	ppm	ppm	ppm
Avg	**.00009**	**.00000**	**.00544**	**.00200**	**-.00034**	**.00023**	**.00257**	**-.00902**	**.00007**	**-.00050**	**-.00018**
Stddev	.00002	.0001	.00175	.00067	.00063	.00019	.00420	.01038	.00003	.00019	.00093
%RSD	23.765	3549.5	32.236	33.372	185.07	83.238	163.61	115.08	39.585	37.999	506.13
#1	.00008	-.00011	.00668	.00247	-.00079	.00009	-.00040	-.01637	.00005	-.00063	-.00084
#2	.00011	.00010	.00420	.00153	.00011	.00036	.00553	-.00168	.00009	-.00037	.00047
Check ?	Chk Pass	Chk Pass	Chk Pass	Chk Pass	Chk Pass	Chk Pass	Chk Pass	Chk Pass	Chk Pass	Chk Pass	Chk Pass
High Limit											
Low Limit											

Elem	Cu3247	Fe2599	K_7664	Li6707	Mg2790	Mn2576	Mo2020	Na5895	Ni2316	P_1782	Pb2203
Units	ppm	ppm	ppm	ppm	ppm	ppm	ppm	ppm	ppm	ppm	ppm
Avg	**-.00046**	**.00625**	**.14739**	**.00119**	**.00216**	**.00002**	**.00218**	W **.49684**	**-.00034**	**-.00008**	**-.00090**
Stddev	.00003	.00511	.03498	.00091	.00703	.00007	.00125	.01736	.00001	.00183	.00232
%RSD	5.5966	81.664	23.734	76.140	326.10	323.80	57.243	3.4940	3.6619	2198.5	256.63
#1	-.00048	.00264	.17212	.00183	-.00282	-.00003	.00130	.50912	-.00033	-.00138	.00074
#2	-.00044	.00986	.12265	.00055	.00713	.00008	.00306	.48457	-.00035	.00121	-.00255
Check ?	Chk Pass	Chk Pass	Chk Pass	Chk Pass	Chk Pass	Chk Pass	Chk Pass	Chk Warn	Chk Pass	Chk Pass	Chk Pass
High Limit								.35000			
Low Limit								-.35000			

Elem	S_1820	Sb2068	Se1960	Si2881	SiO2	Sn1899	Sr4077	Th2837	Ti3349	Tl1908	U_3701
Units	ppm	ppm	ppm	ppm	ppm	ppm	ppm	ppm	ppm	ppm	ppm
Avg	F **.16791**	W **.00571**	**.00699**	**.05513**	**.11799**	**.00137**	**.00034**	**.00178**	**.00001**	**.00100**	**-.02313**
Stddev	.00783	.00358	.00447	.02722	.05825	.00181	.00006	.00024	.00029	.00294	.01250
%RSD	4.6631	62.756	63.945	49.370	49.370	131.60	17.038	13.335	3202.2	293.46	54.038
#1	.17344	.00318	.00383	.03589	.07680	.00010	.00030	.00162	-.00019	-.00108	-.03197
#2	.16237	.00824	.01015	.07438	.15918	.00265	.00038	.00195	.00021	.00308	-.01429
Check ?	Chk Fail	Chk Warn	Chk Pass	Chk Pass	Chk Pass	Chk Pass	Chk Pass	Chk Pass	Chk Pass	Chk Pass	Chk Pass
High Limit	.10000	.00100									
Low Limit	-.20000	-.00100									

Elem	V_2924	Zn2062	Zr3391
Units	ppm	ppm	ppm
Avg	**.00061**	**-.00131**	**.00153**
Stddev	.00018	.00085	.00361
%RSD	28.873	64.398	235.25
#1	.00049	-.00072	-.00102
#2	.00074	-.00191	.00409
Check ?	Chk Pass	Chk Pass	Chk Pass
High Limit			
Low Limit			

Int. Std.	Y_2243	Y_3600	Y_3774
Units	Cts/S	Cts/S	Cts/S
Avg	**2659.5**	**41178.**	**2150.2**
Stddev	14.8	123.	21.9
%RSD	.55582	.29961	1.0165
#1	2669.9	41090.	2134.7
#2	2649.0	41265.	2165.6

Sample Name: CCVL-3897520 Acquired: 5/18/2016 17:55:51 Type: QC
Method: 6500_025(v6) Mode: CONC Corr. Factor: 1.000000
User: CRHOADES Prep Date: Custom ID2: Custom ID3:
Comment:

Elem	Ag3280	Al1670	As1890	B_2089	Ba4554	Be3130	Bi2230	Ca3179	Cd2288	Co2286	Cr2055	Cu3247
Units	ppm	ppm	ppm	ppm	ppm	ppm	ppm	ppm	ppm	ppm	ppm	ppm
Avg	**.00970**	**.11302**	**.01866**	**.09678**	**.00965**	**.00103**	**.11111**	**.22635**	**.00456**	**.00983**	**.01056**	**.01458**
Stddev	.00009	.00181	.00391	.00196	.00005	.00005	.00366	.01004	.00026	.00040	.00036	.00065
%RSD	.88525	1.6010	20.984	2.0234	.50400	5.1798	3.2916	4.4334	5.6460	4.0216	3.4404	4.4722
#1	.00964	.11430	.01589	.09816	.00962	.00100	.11369	.23345	.00475	.01011	.01082	.01412
#2	.00976	.11174	.02142	.09539	.00969	.00107	.10852	.21926	.00438	.00955	.01030	.01504
Check ?	Chk Pass	Chk Pass	Chk Pass	Chk Pass	Chk Pass	Chk Pass	Chk Pass	Chk Pass	Chk Pass	Chk Pass	Chk Pass	Chk Pass
Value												
Range												

Elem	Fe2599	K_7664	Li6707	Mg2790	Mn2576	Mo2020	Na5895	Ni2316	P_1782	Pb2203	S_1820	Sb2068
Units	ppm	ppm	ppm	ppm	ppm	ppm	ppm	ppm	ppm	ppm	ppm	ppm
Avg	**.11221**	**3.2481**	**.01221**	**.19551**	**.00970**	**.02010**	F **1.4896**	**.04004**	**2.8321**	**.00830**	**.16305**	**.02007**
Stddev	.00082	.0643	.00216	.00353	.00008	.00047	.0095	.00092	.0551	.00037	.00116	.00427
%RSD	.72969	1.9787	17.711	1.8059	.77605	2.3202	.63624	2.2922	1.9443	4.4279	.71043	21.272
#1	.11279	3.2027	.01068	.19301	.00965	.01978	1.4829	.04069	2.8710	.00856	.16223	.02309
#2	.11163	3.2935	.01374	.19801	.00976	.02043	1.4963	.03939	2.7932	.00804	.16386	.01706
Check ?	Chk Pass	Chk Pass	Chk Pass	Chk Pass	Chk Pass	Chk Pass	Chk Fail	Chk Pass	Chk Pass	Chk Pass	None	Chk Pass
Value							1.0000					
Range							30.000%					

Elem	Se1960	Si2881	SiO2	Sn1899	Sr4077	Th2837	Ti3349	Tl1908	U_3701	V_2924	Zn2062	Zr3391
Units	ppm	ppm	ppm	ppm	ppm	ppm	ppm	ppm	ppm	ppm	ppm	ppm
Avg	F **.02280**	**.51127**	**1.0941**	**.10450**	**.00986**	**.01412**	**.00884**	**.01238**	**.06772**	**.01053**	**.01750**	**.01401**
Stddev	.00502	.04242	.0908	.00370	.00007	.00053	.00032	.00184	.00113	.00044	.00109	.00416
%RSD	22.035	8.2970	8.2970	3.5372	.73391	3.7647	3.6698	14.886	1.6753	4.1667	6.2358	29.678
#1	.02636	.48127	1.0299	.10712	.00981	.01449	.00861	.01369	.06692	.01084	.01827	.01107
#2	.01925	.54127	1.1583	.10189	.00991	.01374	.00907	.01108	.06852	.01022	.01673	.01695
Check ?	Chk Fail	Chk Pass	Chk Pass	Chk Pass	Chk Pass	Chk Pass	Chk Pass	Chk Pass	Chk Pass	Chk Pass	Chk Pass	Chk Pass
Value	.01500											
Range	30.000%											

Int. Std.	Y_2243	Y_3600	Y_3774
Units	Cts/S	Cts/S	Cts/S
Avg	**2608.3**	**40935.**	**2138.8**
Stddev	7.5	191.	.5
%RSD	.28846	.46635	.02169
#1	2602.9	40800.	2138.5
#2	2613.6	41070.	2139.1

Sample Name: MB 280-325403/1-A Acquired: 5/18/2016 17:58:31 Type: Unk
Method: 6500_025(v6) Mode: CONC Corr. Factor: 1.000000
User: CRHOADES Prep Date: 5/17 Custom ID2: Custom ID3:
Comment: 325403 SOIL 6010C (Cu) Q4

Elem	Ag3280	Al1670	As1890	B_2089	Ba4554	Be3130	Bi2230	Ca3179	Cd2288
Line	328.068 {103}	167.079 {502}	189.042 {478}	208.959 {461}	455.403 { 74}	313.042 {108}	223.061 {451}	317.933 {106}	228.802 {447}
Units	ppm	ppm	ppm	ppm	ppm	ppm	ppm	ppm	ppm
Avg	**-.00043**	**.00997**	**-.00588**	**.01261**	**-.00061**	**.00022**	**.00008**	**.00621**	**-.00024**
Stddev	.00086	.00039	.00449	.00016	.00071	.00024	.00157	.00379	.00015
%RSD	201.83	3.9575	76.235	1.2578	116.89	109.49	2032.5	60.941	63.141
#1	-.00103	.00970	-.00906	.01249	-.00112	.00005	-.00103	.00354	-.00034
#2	.00018	.01025	-.00271	.01272	-.00011	.00038	.00119	.00889	-.00013
Check ?	Chk Pass	Chk Pass	Chk Pass	Chk Pass	Chk Pass	Chk Pass	Chk Pass	Chk Pass	Chk Pass
High Limit									
Low Limit									

Elem	Co2286	Cr2055	Cu3247	Fe2599	K_7664	Li6707	Mg2790	Mn2576	Mo2020
Line	228.616 {447}	205.560 {464}	324.754 {104}	259.940 {130}	766.490 { 44}	670.784 { 50}	279.079 {121}2	257.610 {131}	202.030 {467}
Units	ppm	ppm	ppm	ppm	ppm	ppm	ppm	ppm	ppm
Avg	**-.00002**	**.00049**	**-.00080**	**.01313**	**.11384**	**-.00171**	**.00591**	**.00013**	**-.00017**
Stddev	.00003	.00000	.00071	.00034	.02727	.00061	.00179	.00008	.00038
%RSD	182.59	.10997	87.828	2.5875	23.954	35.953	30.276	60.211	228.69
#1	.00001	.00049	-.00030	.01337	.09456	-.00214	.00465	.00007	-.00044
#2	-.00004	.00049	-.00130	.01288	.13312	-.00127	.00718	.00018	.00010
Check ?	Chk Pass	Chk Pass	Chk Pass	Chk Pass	Chk Pass	Chk Pass	Chk Pass	Chk Pass	Chk Pass
High Limit									
Low Limit									

Elem	Na5895	Ni2316	P_1782	Pb2203	S_1820	Sb2068	Se1960	Si2881	SiO2
Line	589.592 { 57}	231.604 {446}	178.284 {489}	220.353 {453}	182.034 {485}	206.833 {463}	196.090 {472}	288.158 {117}	288.158 {117}2
Units	ppm	ppm	ppm	ppm	ppm	ppm	ppm	ppm	ppm
Avg	**.37239**	**-.00080**	**.00281**	**-.00068**	F **.12660**	**.00328**	**-.00023**	**.11805**	**.25263**
Stddev	.01428	.00054	.00240	.00143	.00025	.00024	.00818	.00680	.01456
%RSD	3.8343	67.772	85.470	211.34	.19570	7.2604	3542.6	5.7625	5.7625
#1	.38248	-.00042	.00111	.00033	.12678	.00311	-.00602	.11324	.24234
#2	.36229	-.00119	.00451	-.00169	.12643	.00345	.00556	.12286	.26292
Check ?	Chk Pass	Chk Pass	Chk Pass	Chk Pass	Chk Fail	Chk Pass	Chk Pass	Chk Pass	None
High Limit					.10000				
Low Limit					-.10000				

Elem	Sn1899	Sr4077	Th2837	Ti3349	Tl1908	U_3701	V_2924	Zn2062	Zr3391
Line	189.989 {477}	407.771 { 83}	283.730 {119}	334.904 {101}	190.856 {477}	370.152 { 91}	292.402 {115}	206.200 {163}	339.198 { 99}
Units	ppm	ppm	ppm	ppm	ppm	ppm	ppm	ppm	ppm
Avg	**.00110**	**.00027**	**.00188**	**-.00012**	**-.00351**	**.03393**	**.00075**	**.00040**	**-.00243**
Stddev	.00088	.00024	.00060	.00009	.00127	.00445	.00025	.00016	.00082
%RSD	79.979	92.260	31.781	75.782	36.096	13.107	33.433	41.184	33.663
#1	.00048	.00044	.00146	-.00005	-.00262	.03079	.00057	.00028	-.00186
#2	.00172	.00009	.00231	-.00018	-.00441	.03708	.00093	.00051	-.00301
Check ?	Chk Pass	Chk Pass	Chk Pass	Chk Pass	Chk Pass	Chk Pass	Chk Pass	Chk Pass	Chk Pass
High Limit									
Low Limit									

Int. Std.	Y_2243	Y_3600	Y_3774
Line	224.306 {450}	360.073 { 94}	377.433 { 89}
Units	Cts/S	Cts/S	Cts/S
Avg	**2700.3**	**42332.**	**2132.6**
Stddev	30.0	123.	29.2
%RSD	1.1095	.29088	1.3692
#1	2721.5	42245.	2153.2
#2	2679.1	42419.	2111.9

Sample Name: LCS 280-325403/2-A Acquired: 5/18/2016 18:00:54 Type: Unk
Method: 6500_025(v6) Mode: CONC Corr. Factor: 1.000000
User: CRHOADES Prep Date: Custom ID2: Custom ID3:
Comment: 325403 SOIL 6010C (Cu) Q4

Elem	Ag3280	Al1670	As1890	B_2089	Ba4554	Be3130	Bi2230	Ca3179	Cd2288
Line	328.068 {103}	167.079 {502}	189.042 {478}	208.959 {461}	455.403 { 74}	313.042 {108}	223.061 {451}	317.933 {106}	228.802 {447}
Units	ppm	ppm	ppm	ppm	ppm	ppm	ppm	ppm	ppm
Avg	**.04786**	**2.1190**	**1.0473**	F **1.1108**	**2.0243**	**.04689**	**2.1266**	**49.128**	**.09532**
Stddev	.00007	.0050	.0094	.0004	.0136	.00041	.0134	.163	.00028
%RSD	.13778	.23712	.89717	.03313	.67108	.87314	.63045	.33168	.28951
#1	.04790	2.1226	1.0540	1.1111	2.0147	.04718	2.1360	49.013	.09552
#2	.04781	2.1154	1.0407	1.1106	2.0339	.04660	2.1171	49.243	.09512
Check ?	Chk Pass	Chk Pass	Chk Pass	Chk Fail	Chk Pass	Chk Pass	None	Chk Pass	Chk Pass
High Limit				1.1050					
Low Limit				.86000					

Elem	Co2286	Cr2055	Cu3247	Fe2599	K_7664	Li6707	Mg2790	Mn2576	Mo2020
Line	228.616 {447}	205.560 {464}	324.754 {104}	259.940 {130}	766.490 { 44}	670.784 { 50}	279.079 {121}2	257.610 {131}	202.030 {467}
Units	ppm	ppm	ppm	ppm	ppm	ppm	ppm	ppm	ppm
Avg	**.47638**	**.19619**	**.25393**	**1.0009**	**49.113**	**.96418**	**46.550**	**.45502**	**1.0465**
Stddev	.00003	.00054	.00045	.0038	.221	.00689	.037	.00037	.0060
%RSD	.00610	.27603	.17882	.38270	.44981	.71480	.07988	.08226	.57826
#1	.47641	.19581	.25425	1.0036	48.957	.96905	46.576	.45529	1.0508
#2	.47636	.19658	.25361	.99819	49.269	.95931	46.524	.45476	1.0422
Check ?	Chk Pass	Chk Pass	Chk Pass	Chk Pass	Chk Pass	Chk Pass	Chk Pass	Chk Pass	Chk Pass
High Limit									
Low Limit									

Elem	Na8183	Ni2316	P_1782	Pb2203	S_1820	Sb2068	Se1960	Si2881	SiO2
Line	818.326 { 41}	231.604 {446}	178.284 {489}	220.353 {453}	182.034 {485}	206.833 {463}	196.090 {472}	288.158 {117}	288.158 {117}2
Units	ppm	ppm	ppm	ppm	ppm	ppm	ppm	ppm	ppm
Avg	**52.906**	**.47011**	**9.7693**	**.49374**	**2.1672**	**.50679**	**2.0637**	F **2.3186**	**4.9619**
Stddev	.246	.00089	.0141	.00084	.0118	.00078	.0163	.0126	.0269
%RSD	.46519	.18840	.14448	.16919	.54641	.15452	.79117	.54244	.54244
#1	53.080	.47074	9.7594	.49433	2.1756	.50734	2.0753	2.3275	4.9809
#2	52.732	.46949	9.7793	.49315	2.1588	.50623	2.0522	2.3097	4.9429
Check ?	Chk Pass	Chk Pass	Chk Pass	Chk Pass	None	Chk Pass	Chk Pass	Chk Fail	None
High Limit								11.000	
Low Limit								9.0000	

Elem	Sn1899	Sr4077	Th2837	Ti3349	Tl1908	U_3701	V_2924	Zn2062	Zr3391
Line	189.989 {477}	407.771 { 83}	283.730 {119}	334.904 {101}	190.856 {477}	370.152 { 91}	292.402 {115}	206.200 {163}	339.198 { 99}
Units	ppm	ppm	ppm	ppm	ppm	ppm	ppm	ppm	ppm
Avg	**1.9721**	**.95325**	**.93393**	**.93442**	**1.9372**	**2.1086**	**.46742**	**.44944**	**.52097**
Stddev	.0009	.00379	.00042	.00173	.0468	.0221	.00126	.00442	.00073
%RSD	.04516	.39755	.04528	.18504	2.4162	1.0480	.26915	.98387	.14042
#1	1.9727	.95057	.93423	.93564	1.9703	2.1242	.46831	.44632	.52148
#2	1.9715	.95593	.93363	.93320	1.9041	2.0930	.46653	.45257	.52045
Check ?	Chk Pass	Chk Pass	Chk Pass	Chk Pass	Chk Pass	Chk Pass	Chk Pass	Chk Pass	Chk Pass
High Limit									
Low Limit									

Int. Std.	Y_2243	Y_3600	Y_3774
Line	224.306 {450}	360.073 { 94}	377.433 { 89}
Units	Cts/S	Cts/S	Cts/S
Avg	**2593.6**	**40627.**	**2146.0**
Stddev	1.5	164.	3.2
%RSD	.05662	.40305	.14695
#1	2594.6	40511.	2143.7
#2	2592.6	40743.	2148.2

Sample Name: 280-82954-A-1-A Acquired: 5/18/2016 18:03:21 Type: Unk
Method: 6500_025(v6) Mode: CONC Corr. Factor: 1.000000
User: CRHOADES Prep Date: Custom ID2: Custom ID3:
Comment: 325403 SOIL 6010C (Cu) Q4

Elem	Ag3280	Al3092	As1890	B_2089	Ba4554	Be3130	Bi2230	Ca3179	Cd2288
Line	328.068 {103}	309.271 {109}	189.042 {478}	208.959 {461}	455.403 { 74}	313.042 {108}	223.061 {451}	317.933 {106}	228.802 {447}
Units	ppm	ppm	ppm	ppm	ppm	ppm	ppm	ppm	ppm
Avg	**-.00048**	**21.554**	**.00743**	**.00592**	**.08536**	**.00028**	**.00486**	**.56315**	**.01364**
Stddev	.00013	.641	.00736	.00085	.00358	.00001	.00086	.02481	.00016
%RSD	27.314	2.9739	99.066	14.355	4.1997	4.1108	17.726	4.4049	1.1856
#1	-.00058	21.101	.00223	.00652	.08282	.00027	.00547	.54561	.01353
#2	-.00039	22.007	.01264	.00532	.08789	.00029	.00425	.58069	.01376
Check ?	Chk Pass	Chk Pass	Chk Pass	Chk Pass	Chk Pass	Chk Pass	Chk Pass	Chk Pass	Chk Pass
High Limit									
Low Limit									

Elem	Co2286	Cr2055	Cu3247	Fe2599	K_7664	Li6707	Mg2790	Mn2576	Mo2020
Line	228.616 {447}	205.560 {464}	324.754 {104}	259.940 {130}	766.490 { 44}	670.784 { 50}	279.079 {121}2	257.610 {131}	202.030 {467}
Units	ppm	ppm	ppm	ppm	ppm	ppm	ppm	ppm	ppm
Avg	**.00064**	**.02612**	**.26781**	**8.3959**	**.16664**	**.00740**	**.45554**	**.02946**	**.00503**
Stddev	.00047	.00038	.00025	.1930	.02827	.00238	.00261	.00003	.00136
%RSD	72.563	1.4384	.09248	2.2985	16.967	32.139	.57244	.09496	26.989
#1	.00097	.02638	.26763	8.2595	.18663	.00908	.45738	.02944	.00407
#2	.00031	.02585	.26798	8.5324	.14664	.00572	.45369	.02948	.00599
Check ?	Chk Pass	Chk Pass	Chk Pass	Chk Pass	Chk Pass	Chk Pass	Chk Pass	Chk Pass	Chk Pass
High Limit									
Low Limit									

Elem	Na5895	Ni2316	P_1782	Pb2203	S_1820	Sb2068	Se1960	Si2881	SiO2
Line	589.592 { 57}	231.604 {446}	178.284 {489}	220.353 {453}	182.034 {485}	206.833 {463}	196.090 {472}	288.158 {117}	288.158 {117}2
Units	ppm	ppm	ppm	ppm	ppm	ppm	ppm	ppm	ppm
Avg	**.35041**	**.00847**	**.22040**	**.25891**	**.69977**	**.00293**	**.00450**	**2.2265**	**4.7648**
Stddev	.00260	.00001	.00073	.00369	.00374	.00261	.01442	.0628	.1344
%RSD	.74177	.17354	.33177	1.4236	.53404	89.313	320.20	2.8211	2.8211
#1	.35225	.00848	.21988	.25631	.70241	.00108	-.00569	2.1821	4.6697
#2	.34857	.00846	.22091	.26152	.69712	.00478	.01470	2.2709	4.8598
Check ?	Chk Pass	Chk Pass	Chk Pass	Chk Pass	Chk Pass	Chk Pass	Chk Pass	Chk Pass	Chk Pass
High Limit									
Low Limit									

Elem	Sn1899	Sr4077	Th2837	Ti3349	Tl1908	U_3701	V_2924	Zn2062	Zr3391
Line	189.989 {477}	407.771 { 83}	283.730 {119}	334.904 {101}	190.856 {477}	370.152 { 91}	292.402 {115}	206.200 {163}	339.198 { 99}
Units	ppm	ppm	ppm	ppm	ppm	ppm	ppm	ppm	ppm
Avg	**.00545**	**.00721**	**.00653**	**.17364**	**.02317**	**-.02961**	**.01534**	**.63163**	**.01087**
Stddev	.00086	.00004	.00323	.00308	.00535	.01748	.00029	.00335	.00262
%RSD	15.806	.54072	49.499	1.7754	23.083	59.037	1.8576	.53008	24.083
#1	.00606	.00719	.00425	.17582	.01939	-.01725	.01554	.62926	.01272
#2	.00484	.00724	.00882	.17146	.02695	-.04197	.01514	.63399	.00901
Check ?	Chk Pass	Chk Pass	Chk Pass	Chk Pass	Chk Pass	Chk Pass	Chk Pass	Chk Pass	Chk Pass
High Limit									
Low Limit									

Int. Std.	Y_2243	Y_3600	Y_3774
Line	224.306 {450}	360.073 { 94}	377.433 { 89}
Units	Cts/S	Cts/S	Cts/S
Avg	**2662.5**	**41513.**	**2239.9**
Stddev	13.0	35.	73.8
%RSD	.48963	.08331	3.2925
#1	2653.3	41489.	2292.1
#2	2671.7	41538.	2187.8

Sample Name: 280-82954-A-1-A SD@5 Acquired: 5/18/2016 18:05:59 Type: Unk
Method: 6500_025(v6) Mode: CONC Corr. Factor: 1.000000
User: CRHOADES Prep Date: Custom ID2: Custom ID3:
Comment: 325403 SOIL 6010C (Cu) Q4

Elem	Ag3280	Al3092	As1890	B_2089	Ba4554	Be3130	Bi2230	Ca3179	Cd2288
Line	328.068 {103}	309.271 {109}	189.042 {478}	208.959 {461}	455.403 { 74}	313.042 {108}	223.061 {451}	317.933 {106}	228.802 {447}
Units	ppm	ppm	ppm	ppm	ppm	ppm	ppm	ppm	ppm
Avg	**-.00045**	**4.7291**	**.00035**	**.00228**	**.01775**	**.00016**	**.00231**	**.11734**	**.00228**
Stddev	.00050	.0095	.00274	.00032	.00014	.00025	.00124	.02337	.00026
%RSD	112.58	.20045	778.86	13.964	.78094	155.79	53.768	19.917	11.213
#1	-.00080	4.7224	-.00159	.00205	.01765	-.00002	.00143	.13387	.00210
#2	-.00009	4.7358	.00229	.00250	.01784	.00033	.00319	.10082	.00246
Check ?	Chk Pass	Chk Pass	Chk Pass	Chk Pass	Chk Pass	Chk Pass	Chk Pass	Chk Pass	Chk Pass
High Limit									
Low Limit									

Elem	Co2286	Cr2055	Cu3247	Fe2599	K_7664	Li6707	Mg2790	Mn2576	Mo2020
Line	228.616 {447}	205.560 {464}	324.754 {104}	259.940 {130}	766.490 { 44}	670.784 { 50}	279.079 {121}2	257.610 {131}	202.030 {467}
Units	ppm	ppm	ppm	ppm	ppm	ppm	ppm	ppm	ppm
Avg	**-.00005**	**.00505**	**.05260**	**1.7643**	**.16356**	**.00251**	**.09308**	**.00640**	**.00057**
Stddev	.00038	.00017	.00078	.0010	.03061	.00237	.00066	.00006	.00088
%RSD	788.79	3.3643	1.4872	.05708	18.716	94.635	.70479	.93769	154.03
#1	.00022	.00493	.05315	1.7650	.18521	.00083	.09261	.00644	-.00005
#2	-.00032	.00517	.05205	1.7636	.14192	.00418	.09354	.00635	.00119
Check ?	Chk Pass	Chk Pass	Chk Pass	Chk Pass	Chk Pass	Chk Pass	Chk Pass	Chk Pass	Chk Pass
High Limit									
Low Limit									

Elem	Na5895	Ni2316	P_1782	Pb2203	S_1820	Sb2068	Se1960	Si2881	SiO2
Line	589.592 { 57}	231.604 {446}	178.284 {489}	220.353 {453}	182.034 {485}	206.833 {463}	196.090 {472}	288.158 {117}	288.158 {117}2
Units	ppm	ppm	ppm	ppm	ppm	ppm	ppm	ppm	ppm
Avg	**.31659**	**.00145**	**.04334**	**.05187**	**.22036**	**.00809**	**.00643**	**.82792**	**1.7717**
Stddev	.02468	.00018	.00137	.00044	.00708	.00044	.00225	.00936	.0200
%RSD	7.7949	12.103	3.1720	.84166	3.2124	5.4767	35.049	1.1305	1.1305
#1	.33404	.00133	.04431	.05156	.21535	.00840	.00483	.83453	1.7859
#2	.29914	.00158	.04237	.05217	.22537	.00778	.00802	.82130	1.7576
Check ?	Chk Pass	Chk Pass	Chk Pass	Chk Pass	Chk Pass	Chk Pass	Chk Pass	Chk Pass	Chk Pass
High Limit									
Low Limit									

Elem	Sn1899	Sr4077	Th2837	Ti3349	Tl1908	U_3701	V_2924	Zn2062	Zr3391
Line	189.989 {477}	407.771 { 83}	283.730 {119}	334.904 {101}	190.856 {477}	370.152 { 91}	292.402 {115}	206.200 {163}	339.198 { 99}
Units	ppm	ppm	ppm	ppm	ppm	ppm	ppm	ppm	ppm
Avg	**.00047**	**.00167**	**.00302**	**.04335**	**.00400**	**-.00823**	**.00379**	**.12914**	**.00104**
Stddev	.00178	.00010	.00049	.00288	.00069	.00177	.00045	.00135	.00143
%RSD	377.84	5.9051	16.281	6.6438	17.273	21.542	11.996	1.0434	138.49
#1	.00173	.00174	.00267	.04539	.00449	-.00698	.00411	.13009	.00002
#2	-.00079	.00160	.00337	.04131	.00351	-.00949	.00346	.12819	.00205
Check ?	Chk Pass	Chk Pass	Chk Pass	Chk Pass	Chk Pass	Chk Pass	Chk Pass	Chk Pass	Chk Pass
High Limit									
Low Limit									

Int. Std.	Y_2243	Y_3600	Y_3774
Line	224.306 {450}	360.073 { 94}	377.433 { 89}
Units	Cts/S	Cts/S	Cts/S
Avg	**2563.0**	**40011.**	**2070.1**
Stddev	.2	185.	6.9
%RSD	.00856	.46214	.33470
#1	2563.2	40142.	2065.2
#2	2562.9	39880.	2075.0

Sample Name: 280-82954-A-1-B MS Acquired: 5/18/2016 18:08:39 Type: Unk
Method: 6500_025(v6) Mode: CONC Corr. Factor: 1.000000
User: CRHOADES Prep Date: Custom ID2: Custom ID3:
Comment: 325403 SOIL 6010C (Cu) Q4

Elem	Ag3280	Al3092	As1890	B_2089	Ba4554	Be3130	Bi2230	Ca3179	Cd2288
Line	328.068 {103}	309.271 {109}	189.042 {478}	208.959 {461}	455.403 { 74}	313.042 {108}	223.061 {451}	317.933 {106}	228.802 {447}
Units	ppm	ppm	ppm	ppm	ppm	ppm	ppm	ppm	ppm
Avg	**.04612**	**21.457**	**.99246**	**.90061**	**2.0240**	**.04396**	F **2.0006**	**47.206**	**.10146**
Stddev	.00015	.067	.00323	.00060	.0064	.00018	.0150	.162	.00071
%RSD	.33576	.31361	.32560	.06673	.31633	.40004	.74715	.34300	.69502
#1	.04623	21.409	.99017	.90018	2.0285	.04383	2.0112	47.320	.10196
#2	.04601	21.504	.99474	.90103	2.0194	.04408	1.9900	47.091	.10096
Check ?	Chk Pass	Chk Pass	Chk Pass	Chk Pass	Chk Pass	Chk Pass	Chk Fail	Chk Pass	Chk Pass
High Limit							.10000		
Low Limit							-.10000		

Elem	Co2286	Cr2055	Cu3247	Fe2714	K_7664	Li6707	Mg2790	Mn2576	Mo2020
Line	228.616 {447}	205.560 {464}	324.754 {104}	271.441 {124}	766.490 { 44}	670.784 { 50}	279.079 {121}2	257.610 {131}	202.030 {467}
Units	ppm	ppm	ppm	ppm	ppm	ppm	ppm	ppm	ppm
Avg	**.45960**	**.29717**	**.76858**	**91.809**	**47.260**	**.91908**	**44.710**	**.79725**	**.99696**
Stddev	.00046	.00181	.00167	.150	.423	.00525	.192	.00301	.00508
%RSD	.10085	.60753	.21693	.16346	.89487	.57129	.42999	.37812	.50934
#1	.45992	.29845	.76740	91.915	47.559	.91537	44.574	.79511	1.0005
#2	.45927	.29589	.76976	91.703	46.961	.92280	44.846	.79938	.99336
Check ?	Chk Pass	Chk Pass	Chk Pass	Chk Pass	Chk Pass	Chk Pass	Chk Pass	Chk Pass	Chk Pass
High Limit									
Low Limit									

Elem	Na8183	Ni2316	P_1782	Pb2203	S_1820	Sb2068	Se1960	Si2881	SiO2
Line	818.326 { 41}	231.604 {446}	178.284 {489}	220.353 {453}	182.034 {485}	206.833 {463}	196.090 {472}	288.158 {117}	288.158 {117}2
Units	ppm	ppm	ppm	ppm	ppm	ppm	ppm	ppm	ppm
Avg	**49.265**	**.53706**	W **9.3380**	**.74097**	**2.6923**	**.47013**	**1.9189**	**5.9492**	**12.731**
Stddev	.650	.00169	.0050	.00522	.0095	.00270	.0158	.0238	.051
%RSD	1.3197	.31546	.05403	.70483	.35207	.57373	.82437	.40074	.40074
#1	48.805	.53826	9.3416	.74467	2.6990	.47204	1.9301	5.9323	12.695
#2	49.724	.53586	9.3345	.73728	2.6856	.46823	1.9077	5.9661	12.767
Check ?	Chk Pass	Chk Pass	Chk Warn	Chk Pass	Chk Pass	Chk Pass	Chk Pass	Chk Pass	Chk Pass
High Limit			2.0000						
Low Limit			-1.0000						

Elem	Sn1899	Sr4077	Th2837	Ti3349	Tl1908	U_3701	V_2924	Zn2062	Zr3391
Line	189.989 {477}	407.771 { 83}	283.730 {119}	334.904 {101}	190.856 {477}	370.152 { 91}	292.402 {115}	206.200 {163}	339.198 { 99}
Units	ppm	ppm	ppm	ppm	ppm	ppm	ppm	ppm	ppm
Avg	**1.8927**	**.91251**	**.88301**	**1.1611**	**1.7205**	**1.9306**	**.46334**	**.92143**	**.49917**
Stddev	.0106	.00614	.00299	.0074	.0697	.0369	.00310	.00405	.00108
%RSD	.56198	.67288	.33868	.63576	4.0523	1.9138	.66849	.43928	.21551
#1	1.9002	.91685	.88090	1.1559	1.7698	1.9567	.46115	.91857	.49993
#2	1.8852	.90817	.88513	1.1663	1.6712	1.9044	.46553	.92429	.49841
Check ?	Chk Pass	Chk Pass	Chk Pass	Chk Pass	Chk Pass	Chk Pass	Chk Pass	Chk Pass	Chk Pass
High Limit									
Low Limit									

Int. Std.	Y_2243	Y_3600	Y_3774
Line	224.306 {450}	360.073 { 94}	377.433 { 89}
Units	Cts/S	Cts/S	Cts/S
Avg	**2496.1**	**38558.**	**2021.0**
Stddev	6.2	180.	9.7
%RSD	.24893	.46644	.47912
#1	2491.7	38685.	2014.2
#2	2500.5	38431.	2027.9

Sample Name: 280-82954-A-1-C MSD Acquired: 5/18/2016 18:11:05 Type: Unk
Method: 6500_025(v6) Mode: CONC Corr. Factor: 1.000000
User: CRHOADES Prep Date: Custom ID2: Custom ID3:
Comment: 325403 SOIL 6010C (Cu) Q4

Elem	Ag3280	Al3092	As1890	B_2089	Ba4554	Be3130	Bi2230	Ca3179	Cd2288
Line	328.068 {103}	309.271 {109}	189.042 {478}	208.959 {461}	455.403 { 74}	313.042 {108}	223.061 {451}	317.933 {106}	228.802 {447}
Units	ppm	ppm	ppm	ppm	ppm	ppm	ppm	ppm	ppm
Avg	**.04673**	**22.836**	**.98793**	**.93329**	**2.0858**	**.04619**	F **2.0409**	**48.848**	**.10578**
Stddev	.00035	.099	.00276	.01001	.0101	.00008	.0192	.303	.00121
%RSD	.75560	.43417	.27914	1.0726	.48376	.16849	.94277	.61953	1.1464
#1	.04698	22.766	.98988	.94036	2.0786	.04614	2.0545	48.634	.10663
#2	.04648	22.906	.98598	.92621	2.0929	.04625	2.0273	49.062	.10492
Check ?	Chk Pass	Chk Pass	Chk Pass	Chk Pass	Chk Pass	Chk Pass	Chk Fail	Chk Pass	Chk Pass
High Limit							.10000		
Low Limit							-.10000		

Elem	Co2286	Cr2055	Cu3247	Fe2599	K_7664	Li6707	Mg2790	Mn2576	Mo2020
Line	228.616 {447}	205.560 {464}	324.754 {104}	259.940 {130}	766.490 { 44}	670.784 { 50}	279.079 {121}2	257.610 {131}	202.030 {467}
Units	ppm	ppm	ppm	ppm	ppm	ppm	ppm	ppm	ppm
Avg	**.46490**	**.21178**	**.47496**	**10.763**	**48.911**	**.95381**	**46.719**	**.48667**	**1.0168**
Stddev	.00383	.00193	.00053	.013	.310	.00781	.072	.00108	.0069
%RSD	.82291	.91351	.11167	.11779	.63298	.81874	.15480	.22104	.67536
#1	.46761	.21315	.47459	10.754	48.692	.94829	46.770	.48743	1.0217
#2	.46220	.21041	.47534	10.772	49.130	.95933	46.668	.48591	1.0120
Check ?	Chk Pass	Chk Pass	Chk Pass	Chk Pass	Chk Pass	Chk Pass	Chk Pass	Chk Pass	Chk Pass
High Limit									
Low Limit									

Elem	Na8183	Ni2316	P_1782	Pb2203	S_1820	Sb2068	Se1960	Si2881	SiO2
Line	818.326 { 41}	231.604 {446}	178.284 {489}	220.353 {453}	182.034 {485}	206.833 {463}	196.090 {472}	288.158 {117}	288.158 {117}2
Units	ppm	ppm	ppm	ppm	ppm	ppm	ppm	ppm	ppm
Avg	**51.218**	**.46599**	W **9.5050**	**.68597**	**2.7096**	**.48496**	**1.9950**	**7.4539**	**15.951**
Stddev	.828	.00343	.0761	.00657	.0382	.00243	.0063	.0695	.149
%RSD	1.6175	.73668	.80042	.95788	1.4109	.50072	.31727	.93288	.93288
#1	51.804	.46842	9.5588	.69061	2.7366	.48668	1.9995	7.5031	16.057
#2	50.632	.46357	9.4512	.68132	2.6826	.48325	1.9906	7.4047	15.846
Check ?	Chk Pass	Chk Pass	Chk Warn	Chk Pass	Chk Pass	Chk Pass	Chk Pass	Chk Pass	Chk Pass
High Limit			2.0000						
Low Limit			-1.0000						

Elem	Sn1899	Sr4077	Th2837	Ti3349	Tl1908	U_3701	V_2924	Zn2062	Zr3391
Line	189.989 {477}	407.771 { 83}	283.730 {119}	334.904 {101}	190.856 {477}	370.152 { 91}	292.402 {115}	206.200 {163}	339.198 { 99}
Units	ppm	ppm	ppm	ppm	ppm	ppm	ppm	ppm	ppm
Avg	**1.9219**	**.94262**	**.92467**	**1.2231**	**1.8607**	**2.0798**	**.47832**	**.86199**	**.52958**
Stddev	.0053	.00873	.00802	.0005	.0506	.0798	.00031	.00303	.00189
%RSD	.27716	.92623	.86699	.04432	2.7217	3.8364	.06564	.35117	.35777
#1	1.9257	.93644	.91900	1.2227	1.8965	2.1363	.47810	.86413	.53092
#2	1.9182	.94879	.93034	1.2235	1.8249	2.0234	.47854	.85985	.52824
Check ?	Chk Pass	Chk Pass	Chk Pass	Chk Pass	Chk Pass	Chk Pass	Chk Pass	Chk Pass	Chk Pass
High Limit									
Low Limit									

Int. Std.	Y_2243	Y_3600	Y_3774
Line	224.306 {450}	360.073 { 94}	377.433 { 89}
Units	Cts/S	Cts/S	Cts/S
Avg	**2555.7**	**38734.**	**2038.4**
Stddev	5.8	643.	13.2
%RSD	.22741	1.6591	.64821
#1	2551.6	38280.	2047.8
#2	2559.8	39189.	2029.1

Sample Name: 280-82954-A-1-A PDS Acquired: 5/18/2016 18:13:31 Type: Unk
Method: 6500_025(v6) Mode: CONC Corr. Factor: 1.000000
User: CRHOADES Prep Date: Custom ID2: Custom ID3:
Comment: 325403 SOIL 6010C (Cu) Q4

Elem	Ag3280	Al3092	As1890	B_2089	Ba4554	Be3130	Bi2230	Ca3179	Cd2288
Line	328.068 {103}	309.271 {109}	189.042 {478}	208.959 {461}	455.403 { 74}	313.042 {108}	223.061 {451}	317.933 {106}	228.802 {447}
Units	ppm	ppm	ppm	ppm	ppm	ppm	ppm	ppm	ppm
Avg	**.01422**	**23.546**	**.21508**	**.10326**	**.19110**	**.04691**	**.00498**	**20.403**	**.06203**
Stddev	.00072	.490	.00272	.00177	.00413	.00034	.00089	.172	.00050
%RSD	5.0687	2.0827	1.2644	1.7186	2.1600	.73515	17.860	.84124	.80280
#1	.01473	23.199	.21701	.10452	.18818	.04666	.00561	20.282	.06167
#2	.01371	23.892	.21316	.10201	.19402	.04715	.00435	20.525	.06238
Check ?	Chk Pass	Chk Pass	Chk Pass	Chk Pass	Chk Pass	Chk Pass	Chk Pass	Chk Pass	Chk Pass
High Limit									
Low Limit									

Elem	Co2286	Cr2055	Cu3247	Fe2599	K_7664	Li6707	Mg2790	Mn2576	Mo2020
Line	228.616 {447}	205.560 {464}	324.754 {104}	259.940 {130}	766.490 { 44}	670.784 { 50}	279.079 {121}2	257.610 {131}	202.030 {467}
Units	ppm	ppm	ppm	ppm	ppm	ppm	ppm	ppm	ppm
Avg	**.04998**	**.07677**	**.30855**	**9.3624**	**20.323**	**.10474**	**19.709**	**.07835**	**.05696**
Stddev	.00001	.00063	.00007	.0853	.068	.00316	.018	.00019	.00059
%RSD	.02964	.82025	.02199	.91112	.33643	3.0198	.09293	.24062	1.0426
#1	.04997	.07632	.30860	9.3021	20.275	.10698	19.722	.07849	.05654
#2	.04999	.07721	.30850	9.4227	20.371	.10251	19.696	.07822	.05738
Check ?	Chk Pass	Chk Pass	Chk Pass	Chk Pass	Chk Pass	Chk Pass	Chk Pass	Chk Pass	Chk Pass
High Limit									
Low Limit									

Elem	Na8183	Ni2316	P_1782	Pb2203	S_1820	Sb2068	Se1960	Si2881	SiO2
Line	818.326 { 41}	231.604 {446}	178.284 {489}	220.353 {453}	182.034 {485}	206.833 {463}	196.090 {472}	288.158 {117}	288.158 {117}2
Units	ppm	ppm	ppm	ppm	ppm	ppm	ppm	ppm	ppm
Avg	**22.431**	**.05706**	W **2.1328**	**.34004**	**.64512**	**.10498**	**.21418**	**11.699**	**25.035**
Stddev	.282	.00001	.0038	.00192	.00141	.00011	.00444	.037	.079
%RSD	1.2585	.01186	.18002	.56427	.21892	.10437	2.0751	.31430	.31430
#1	22.630	.05706	2.1301	.33868	.64612	.10490	.21104	11.673	24.979
#2	22.231	.05707	2.1355	.34139	.64412	.10505	.21732	11.725	25.090
Check ?	Chk Pass	Chk Pass	Chk Warn	Chk Pass	Chk Pass	Chk Pass	Chk Pass	Chk Pass	Chk Pass
High Limit			2.0000						
Low Limit			-1.0000						

Elem	Sn1899	Sr4077	Th2837	Ti3349	Tl1908	U_3701	V_2924	Zn2062	Zr3391
Line	189.989 {477}	407.771 { 83}	283.730 {119}	334.904 {101}	190.856 {477}	370.152 { 91}	292.402 {115}	206.200 {163}	339.198 { 99}
Units	ppm	ppm	ppm	ppm	ppm	ppm	ppm	ppm	ppm
Avg	**.10408**	**.05689**	**.19753**	**.34232**	**.22499**	**.60034**	**.06502**	**.80824**	**.06510**
Stddev	.00214	.00113	.00303	.00768	.01161	.01020	.00007	.00520	.00000
%RSD	2.0584	1.9909	1.5345	2.2441	5.1580	1.6985	.10317	.64362	.00117
#1	.10257	.05609	.19967	.34775	.21679	.60755	.06497	.81192	.06510
#2	.10560	.05769	.19539	.33689	.23320	.59313	.06507	.80456	.06511
Check ?	Chk Pass	Chk Pass	Chk Pass	Chk Pass	Chk Pass	Chk Pass	Chk Pass	Chk Pass	Chk Pass
High Limit									
Low Limit									

Int. Std.	Y_2243	Y_3600	Y_3774
Line	224.306 {450}	360.073 { 94}	377.433 { 89}
Units	Cts/S	Cts/S	Cts/S
Avg	**2596.8**	**39449.**	**2102.8**
Stddev	27.9	310.	7.8
%RSD	1.0744	.78461	.37108
#1	2577.1	39230.	2108.3
#2	2616.5	39667.	2097.3

Sample Name: 280-82954-A-2-A Acquired: 5/18/2016 18:16:07 Type: Unk
Method: 6500_025(v6) Mode: CONC Corr. Factor: 1.000000
User: CRHOADES Prep Date: Custom ID2: Custom ID3:
Comment: 325403 SOIL 6010C (Cu) Q4

Elem	Ag3280	Al3092	As1890	B_2089	Ba4554	Be3130	Bi2230	Ca3179	Cd2288
Line	328.068 {103}	309.271 {109}	189.042 {478}	208.959 {461}	455.403 { 74}	313.042 {108}	223.061 {451}	317.933 {106}	228.802 {447}
Units	ppm	ppm	ppm	ppm	ppm	ppm	ppm	ppm	ppm
Avg	**-.00084**	**19.644**	**-.00203**	**.00563**	**.14238**	**.00035**	**.00453**	**.71056**	**.00723**
Stddev	.00049	.299	.00016	.00045	.00140	.00002	.00666	.00461	.00017
%RSD	58.837	1.5205	7.7737	7.9299	.98330	6.2123	146.90	.64867	2.3115
#1	-.00119	19.433	-.00215	.00595	.14139	.00037	.00924	.70731	.00735
#2	-.00049	19.855	-.00192	.00532	.14337	.00034	-.00018	.71382	.00711
Check ?	Chk Pass	Chk Pass	Chk Pass	Chk Pass	Chk Pass	Chk Pass	Chk Pass	Chk Pass	Chk Pass
High Limit									
Low Limit									

Elem	Co2286	Cr2055	Cu3247	Fe2599	K_7664	Li6707	Mg2790	Mn2576	Mo2020
Line	228.616 {447}	205.560 {464}	324.754 {104}	259.940 {130}	766.490 { 44}	670.784 { 50}	279.079 {121}2	257.610 {131}	202.030 {467}
Units	ppm	ppm	ppm	ppm	ppm	ppm	ppm	ppm	ppm
Avg	**.00122**	**.01781**	**.16144**	**16.732**	**.39462**	**.00643**	**.58937**	**.07693**	**.00197**
Stddev	.00045	.00008	.00018	.063	.05472	.00426	.00965	.00050	.00025
%RSD	36.642	.46333	.11435	.37600	13.866	66.261	1.6370	.65267	12.585
#1	.00090	.01787	.16157	16.688	.35593	.00342	.59619	.07728	.00215
#2	.00153	.01775	.16130	16.777	.43331	.00944	.58255	.07657	.00180
Check ?	Chk Pass	Chk Pass	Chk Pass	Chk Pass	Chk Pass	Chk Pass	Chk Pass	Chk Pass	Chk Pass
High Limit									
Low Limit									

Elem	Na5895	Ni2316	P_1782	Pb2203	S_1820	Sb2068	Se1960	Si2881	SiO2
Line	589.592 { 57}	231.604 {446}	178.284 {489}	220.353 {453}	182.034 {485}	206.833 {463}	196.090 {472}	288.158 {117}	288.158 {117}2
Units	ppm	ppm	ppm	ppm	ppm	ppm	ppm	ppm	ppm
Avg	**.25375**	**.01102**	**.28757**	**.20731**	**.29417**	**.00150**	**.00422**	**2.6721**	**5.7182**
Stddev	.00188	.00007	.00469	.00086	.01084	.00121	.01078	.0132	.0281
%RSD	.74221	.63037	1.6313	.41432	3.6854	81.026	255.16	.49210	.49210
#1	.25242	.01097	.29089	.20792	.30184	.00235	-.00340	2.6814	5.7381
#2	.25509	.01107	.28425	.20670	.28651	.00064	.01184	2.6628	5.6983
Check ?	Chk Pass	Chk Pass	Chk Pass	Chk Pass	Chk Pass	Chk Pass	Chk Pass	Chk Pass	Chk Pass
High Limit									
Low Limit									

Elem	Sn1899	Sr4077	Th2837	Ti3349	Tl1908	U_3701	V_2924	Zn2062	Zr3391
Line	189.989 {477}	407.771 { 83}	283.730 {119}	334.904 {101}	190.856 {477}	370.152 { 91}	292.402 {115}	206.200 {163}	339.198 { 99}
Units	ppm	ppm	ppm	ppm	ppm	ppm	ppm	ppm	ppm
Avg	**.00711**	**.00773**	**.00370**	**.21742**	**.00099**	**.04513**	**.02103**	**.28296**	**.01320**
Stddev	.00174	.00019	.00006	.00530	.00133	.00281	.00030	.00474	.00285
%RSD	24.427	2.4017	1.7074	2.4399	135.47	6.2361	1.4401	1.6745	21.585
#1	.00834	.00786	.00375	.22117	.00004	.04713	.02124	.28631	.01119
#2	.00588	.00760	.00366	.21367	.00193	.04314	.02081	.27961	.01522
Check ?	Chk Pass	Chk Pass	Chk Pass	Chk Pass	Chk Pass	Chk Pass	Chk Pass	Chk Pass	Chk Pass
High Limit									
Low Limit									

Int. Std.	Y_2243	Y_3600	Y_3774
Line	224.306 {450}	360.073 { 94}	377.433 { 89}
Units	Cts/S	Cts/S	Cts/S
Avg	**2653.5**	**40625.**	**2129.4**
Stddev	28.0	96.	16.4
%RSD	1.0552	.23666	.77155
#1	2633.7	40693.	2117.8
#2	2673.3	40557.	2141.0

Sample Name: 280-82954-A-3-A Acquired: 5/18/2016 18:18:45 Type: Unk
Method: 6500_025(v6) Mode: CONC Corr. Factor: 1.000000
User: CRHOADES Prep Date: Custom ID2: Custom ID3:
Comment: 325403 SOIL 6010C (Cu) Q4

Elem	Ag3280	Al3092	As1890	B_2089	Ba4554	Be3130	Bi2230	Ca3179	Cd2288
Line	328.068 {103}	309.271 {109}	189.042 {478}	208.959 {461}	455.403 { 74}	313.042 {108}	223.061 {451}	317.933 {106}	228.802 {447}
Units	ppm	ppm	ppm	ppm	ppm	ppm	ppm	ppm	ppm
Avg	**-.00010**	**30.479**	**-.00120**	**.00524**	**.15094**	**.00032**	**.00262**	**1.1935**	**.03456**
Stddev	.00080	.162	.00431	.00012	.00235	.00009	.00048	.0031	.00005
%RSD	769.51	.53090	358.67	2.3676	1.5585	27.490	18.481	.25846	.13179
#1	.00046	30.594	-.00425	.00533	.15261	.00038	.00296	1.1913	.03453
#2	-.00067	30.365	.00184	.00515	.14928	.00026	.00228	1.1957	.03459
Check ?	Chk Pass	Chk Pass	Chk Pass	Chk Pass	Chk Pass	Chk Pass	Chk Pass	Chk Pass	Chk Pass
High Limit									
Low Limit									

Elem	Co2286	Cr2055	Cu3247	Fe2599	K_7664	Li6707	Mg2790	Mn2576	Mo2020
Line	228.616 {447}	205.560 {464}	324.754 {104}	259.940 {130}	766.490 { 44}	670.784 { 50}	279.079 {121}2	257.610 {131}	202.030 {467}
Units	ppm	ppm	ppm	ppm	ppm	ppm	ppm	ppm	ppm
Avg	**.00130**	**.03082**	**.89427**	**12.445**	**.29561**	**.01066**	**.64257**	**.10540**	**.00197**
Stddev	.00025	.00037	.00099	.015	.11771	.00316	.00559	.00013	.00012
%RSD	19.502	1.2053	.11082	.11768	39.818	29.665	.87069	.12758	6.0877
#1	.00112	.03056	.89357	12.455	.21238	.01290	.64653	.10531	.00188
#2	.00148	.03108	.89497	12.434	.37885	.00843	.63862	.10550	.00205
Check ?	Chk Pass	Chk Pass	Chk Pass	Chk Pass	Chk Pass	Chk Pass	Chk Pass	Chk Pass	Chk Pass
High Limit									
Low Limit									

Elem	Na5895	Ni2316	P_1782	Pb2203	S_1820	Sb2068	Se1960	Si2881	SiO2
Line	589.592 { 57}	231.604 {446}	178.284 {489}	220.353 {453}	182.034 {485}	206.833 {463}	196.090 {472}	288.158 {117}	288.158 {117}2
Units	ppm	ppm	ppm	ppm	ppm	ppm	ppm	ppm	ppm
Avg	**.24461**	**.01128**	**.33833**	**.49586**	**.51788**	**.00876**	**.00863**	**2.5541**	**5.4658**
Stddev	.00008	.00044	.00433	.00131	.00794	.00335	.00961	.0004	.0009
%RSD	.03463	3.8814	1.2786	.26496	1.5329	38.217	111.31	.01593	.01593
#1	.24455	.01097	.33527	.49493	.52350	.00639	.01542	2.5544	5.4665
#2	.24467	.01159	.34139	.49679	.51227	.01112	.00184	2.5538	5.4652
Check ?	Chk Pass	Chk Pass	Chk Pass	Chk Pass	Chk Pass	Chk Pass	Chk Pass	Chk Pass	Chk Pass
High Limit									
Low Limit									

Elem	Sn1899	Sr4077	Th2837	Ti3349	Tl1908	U_3701	V_2924	Zn2062	Zr3391
Line	189.989 {477}	407.771 { 83}	283.730 {119}	334.904 {101}	190.856 {477}	370.152 { 91}	292.402 {115}	206.200 {163}	339.198 { 99}
Units	ppm	ppm	ppm	ppm	ppm	ppm	ppm	ppm	ppm
Avg	**.01946**	**.02383**	**.00760**	**.20957**	**-.00081**	**-.01572**	**.02337**	**.82477**	**.00865**
Stddev	.00203	.00026	.00100	.00231	.00148	.01554	.00024	.01116	.00326
%RSD	10.435	1.0915	13.179	1.1016	182.43	98.807	1.0250	1.3534	37.688
#1	.01803	.02401	.00830	.20793	.00023	-.02671	.02320	.81687	.01095
#2	.02090	.02364	.00689	.21120	-.00185	-.00474	.02354	.83266	.00634
Check ?	Chk Pass	Chk Pass	Chk Pass	Chk Pass	Chk Pass	Chk Pass	Chk Pass	Chk Pass	Chk Pass
High Limit									
Low Limit									

Int. Std.	Y_2243	Y_3600	Y_3774
Line	224.306 {450}	360.073 { 94}	377.433 { 89}
Units	Cts/S	Cts/S	Cts/S
Avg	**2633.5**	**40214.**	**2166.4**
Stddev	37.8	86.	14.9
%RSD	1.4350	.21508	.68883
#1	2606.8	40275.	2155.8
#2	2660.3	40153.	2176.9

Sample Name: 280-82954-A-4-A Acquired: 5/18/2016 18:21:21 Type: Unk
Method: 6500_025(v6) Mode: CONC Corr. Factor: 1.000000
User: CRHOADES Prep Date: Custom ID2: Custom ID3:
Comment: 325403 SOIL 6010C (Cu) Q4

Elem	Ag3280	Al3092	As1890	B_2089	Ba4554	Be3130	Bi2230	Ca3179	Cd2288
Line	328.068 {103}	309.271 {109}	189.042 {478}	208.959 {461}	455.403 { 74}	313.042 {108}	223.061 {451}	317.933 {106}	228.802 {447}
Units	ppm	ppm	ppm	ppm	ppm	ppm	ppm	ppm	ppm
Avg	**-.00080**	**43.137**	**.00765**	**.00624**	**.13705**	**.00033**	**.00119**	**1.2514**	**.00786**
Stddev	.00105	.473	.00103	.00120	.00057	.00012	.00129	.0030	.00021
%RSD	131.61	1.0969	13.414	19.270	.41770	38.122	108.69	.24085	2.6462
#1	-.00006	43.471	.00692	.00709	.13746	.00024	.00027	1.2536	.00772
#2	-.00154	42.802	.00837	.00539	.13665	.00042	.00210	1.2493	.00801
Check ?	Chk Pass	Chk Pass	Chk Pass	Chk Pass	Chk Pass	Chk Pass	Chk Pass	Chk Pass	Chk Pass
High Limit									
Low Limit									

Elem	Co2286	Cr2055	Cu3247	Fe2599	K_7664	Li6707	Mg2790	Mn2576	Mo2020
Line	228.616 {447}	205.560 {464}	324.754 {104}	259.940 {130}	766.490 { 44}	670.784 { 50}	279.079 {121}2	257.610 {131}	202.030 {467}
Units	ppm	ppm	ppm	ppm	ppm	ppm	ppm	ppm	ppm
Avg	**.00229**	**.03947**	**.60858**	**18.106**	**.65287**	**.01662**	**1.3142**	**.11274**	**.00176**
Stddev	.00016	.00005	.00178	.050	.02309	.00019	.0051	.00024	.00017
%RSD	6.9379	.12220	.29272	.27590	3.5362	1.1377	.38689	.21590	9.4434
#1	.00240	.03944	.60732	18.141	.66920	.01676	1.3178	.11292	.00164
#2	.00217	.03951	.60984	18.070	.63655	.01649	1.3106	.11257	.00188
Check ?	Chk Pass	Chk Pass	Chk Pass	Chk Pass	Chk Pass	Chk Pass	Chk Pass	Chk Pass	Chk Pass
High Limit									
Low Limit									

Elem	Na5895	Ni2316	P_1782	Pb2203	S_1820	Sb2068	Se1960	Si2881	SiO2
Line	589.592 { 57}	231.604 {446}	178.284 {489}	220.353 {453}	182.034 {485}	206.833 {463}	196.090 {472}	288.158 {117}	288.158 {117}2
Units	ppm	ppm	ppm	ppm	ppm	ppm	ppm	ppm	ppm
Avg	**.29095**	**.01741**	**.40012**	**.85453**	**.57474**	**.00614**	**.01021**	**3.5067**	**7.5044**
Stddev	.00378	.00000	.00280	.00037	.01266	.00599	.00043	.0148	.0318
%RSD	1.3007	.01656	.70061	.04352	2.2036	97.584	4.2550	.42308	.42308
#1	.28827	.01741	.39814	.85427	.56578	.00190	.01051	3.4962	7.4819
#2	.29362	.01740	.40210	.85480	.58369	.01038	.00990	3.5172	7.5268
Check ?	Chk Pass	Chk Pass	Chk Pass	Chk Pass	Chk Pass	Chk Pass	Chk Pass	Chk Pass	Chk Pass
High Limit									
Low Limit									

Elem	Sn1899	Sr4077	Th2837	Ti3349	Tl1908	U_3701	V_2924	Zn2062	Zr3391
Line	189.989 {477}	407.771 { 83}	283.730 {119}	334.904 {101}	190.856 {477}	370.152 { 91}	292.402 {115}	206.200 {163}	339.198 { 99}
Units	ppm	ppm	ppm	ppm	ppm	ppm	ppm	ppm	ppm
Avg	**.01537**	**.01192**	**.00701**	**.35312**	**.00105**	**.00078**	**.04347**	**.49347**	**.01634**
Stddev	.00048	.00030	.00092	.00035	.00107	.02598	.00048	.00465	.00088
%RSD	3.1171	2.5411	13.171	.09958	101.43	3310.4	1.0942	.94181	5.3926
#1	.01571	.01213	.00767	.35287	.00181	.01915	.04313	.49675	.01696
#2	.01504	.01170	.00636	.35337	.00030	-.01758	.04380	.49018	.01572
Check ?	Chk Pass	Chk Pass	Chk Pass	Chk Pass	Chk Pass	Chk Pass	Chk Pass	Chk Pass	Chk Pass
High Limit									
Low Limit									

Int. Std.	Y_2243	Y_3600	Y_3774
Line	224.306 {450}	360.073 { 94}	377.433 { 89}
Units	Cts/S	Cts/S	Cts/S
Avg	**2670.0**	**40373.**	**2176.0**
Stddev	42.9	28.	17.2
%RSD	1.6068	.06967	.79158
#1	2700.3	40393.	2163.8
#2	2639.7	40353.	2188.2

Sample Name: CCVH-3894253 Acquired: 5/18/2016 18:23:58 Type: QC
Method: 6500_025(v6) Mode: CONC Corr. Factor: 1.000000
User: CRHOADES Prep Date: Custom ID2: Custom ID3:
Comment:

Elem	Ag3280	Al3092	As1890	B_2089	Ba4554	Be3130	Bi2230	Ca3179	Cd2288	Co2286	Cr2055
Units	ppm	ppm	ppm	ppm	ppm	ppm	ppm	ppm	ppm	ppm	ppm
Avg	**-.00076**	**53.552**	**-.00437**	**.00169**	**-.00043**	**.00042**	W **1.0709**	**-.01366**	**-.00043**	**-.00087**	**.00037**
Stddev	.00058	1.021	.00178	.00011	.00003	.00046	.0011	.00862	.00016	.00004	.00003
%RSD	76.672	1.9065	40.657	6.5556	7.6634	109.56	.10216	63.088	36.949	4.5817	8.7790
#1	-.00035	52.830	-.00311	.00161	-.00045	.00074	1.0702	-.00756	-.00032	-.00090	.00039
#2	-.00117	54.274	-.00563	.00176	-.00041	.00009	1.0717	-.01975	-.00054	-.00084	.00035
Check ?	None	Chk Pass	None	None	None	None	Chk Warn	None	None	None	None
Value							1.0000				
Range							5.0000%				

Elem	Cu3247	Fe2714	K_7664	Li6707	Mg2790	Mn2576	Mo2020	Na8183	Ni2316	P_1782	Pb2203
Units	ppm	ppm	ppm	ppm	ppm	ppm	ppm	ppm	ppm	ppm	ppm
Avg	**-.00026**	**49.953**	**.11929**	**-.00007**	**.02158**	**-.00012**	**-.00122**	**257.63**	**.00138**	**.00312**	**-.00048**
Stddev	.00004	.520	.05854	.00262	.00191	.00009	.00000	.77	.00051	.00167	.00145
%RSD	13.464	1.0409	49.079	3657.3	8.8450	73.456	.20920	.30004	36.692	53.401	301.05
#1	-.00024	50.321	.07789	-.00192	.02293	-.00018	-.00121	257.09	.00102	.00194	.00054
#2	-.00028	49.586	.16069	.00178	.02023	-.00006	-.00122	258.18	.00174	.00430	-.00150
Check ?	None	Chk Pass	None	None	None	None	None	Chk Pass	None	None	None
Value											
Range											

Elem	S_1820	Sb2068	Se1960	Si2881	SiO2	Sn1899	Sr4077	Th2837	Ti3349	Tl1908	U_3701
Units	ppm	ppm	ppm	ppm	ppm	ppm	ppm	ppm	ppm	ppm	ppm
Avg	**5.1951**	**-.01193**	**.00649**	**.01505**	**.03220**	**.00042**	**.00034**	W **4.7034**	**.00526**	**-.00369**	W **10.604**
Stddev	.0285	.00119	.00555	.03368	.07208	.00159	.00026	.0065	.00107	.00158	.152
%RSD	.54887	9.9536	85.480	223.86	223.86	378.62	74.790	.13854	20.365	42.789	1.4311
#1	5.2152	-.01109	.01041	-.00877	-.01877	.00154	.00016	4.6988	.00450	-.00481	10.497
#2	5.1749	-.01277	.00257	.03886	.08317	-.00070	.00052	4.7080	.00602	-.00257	10.711
Check ?	Chk Pass	None	None	None	None	None	None	Chk Warn	None	None	Chk Warn
Value								5.0000			10.000
Range								-5.0000%			5.0000%

Elem	V_2924	Zn2062	Zr3391
Units	ppm	ppm	ppm
Avg	**.00887**	**-.00019**	**.05578**
Stddev	.00076	.00037	.00023
%RSD	8.5290	197.20	.41358
#1	.00833	.00007	.05595
#2	.00940	-.00045	.05562
Check ?	None	None	None
Value			
Range			

Int. Std.	Y_2243	Y_3600	Y_3774
Units	Cts/S	Cts/S	Cts/S
Avg	**2574.0**	**39828.**	**2102.2**
Stddev	32.1	297.	43.9
%RSD	1.2478	.74524	2.0863
#1	2551.3	40037.	2133.2
#2	2596.7	39618.	2071.2

Sample Name: CCV-3894251 Acquired: 5/18/2016 18:26:36 Type: QC
Method: 6500_025(v6) Mode: CONC Corr. Factor: 1.000000
User: CRHOADES Prep Date: Custom ID2: Custom ID3:
Comment:

Elem	Ag3280	Al1670	As1890	B_2089	Ba4554	Be3130	Bi2230	Ca3179	Cd2288	Co2286	Cr2055	Cu3247	Fe2599	K_7664
Units	ppm	ppm	ppm	ppm	ppm	ppm	ppm	ppm	ppm	ppm	ppm	ppm	ppm	ppm
Avg	**.49440**	**.54845**	**1.0377**	**.49085**	**.50185**	**.46839**	**.00186**	**4.9364**	**.49767**	**.50279**	**.50718**	**.51686**	**2.4279**	**48.703**
Stddev	.00001	.00654	.0097	.00171	.00435	.00430	.00123	.0588	.00114	.00219	.00299	.00100	.0207	.304
%RSD	.00201	1.1932	.93877	.34918	.86610	.91804	66.147	1.1912	.22993	.43553	.59029	.19388	.85067	.62389
#1	.49439	.55308	1.0446	.49206	.50492	.47144	.00273	4.9779	.49686	.50433	.50929	.51757	2.4425	48.918
#2	.49440	.54382	1.0308	.48964	.49877	.46535	.00099	4.8948	.49848	.50124	.50506	.51615	2.4133	48.488
Check ?	Chk Pass	Chk Pass	Chk Pass	Chk Pass	Chk Pass	Chk Pass	None	Chk Pass	Chk Pass	Chk Pass	Chk Pass	Chk Pass	Chk Pass	Chk Pass
Value														
Range														

Elem	Li6707	Mg2790	Mn2576	Mo2020	Na5895	Ni2316	P_1782	Pb2203	S_1820	Sb2068	Se1960	Si2881	SiO2	Sn1899
Units	ppm	ppm	ppm	ppm	ppm	ppm	ppm	ppm	ppm	ppm	ppm	ppm	ppm	ppm
Avg	**.99765**	**19.278**	**.47876**	**.50862**	**5.1783**	**.49484**	**.97254**	**1.0012**	**.05899**	**.98129**	**1.0368**	**4.9019**	**10.490**	**1.0115**
Stddev	.00113	.013	.00135	.00488	.0204	.00353	.00884	.0072	.00468	.01545	.0096	.0159	.034	.0071
%RSD	.11376	.06721	.28214	.95935	.39325	.71257	.90859	.72035	7.9334	1.5744	.92924	.32421	.32421	.70383
#1	.99846	19.287	.47780	.51207	5.1927	.49733	.97879	1.0063	.06230	.99222	1.0436	4.9131	10.514	1.0165
#2	.99685	19.269	.47971	.50517	5.1639	.49234	.96629	.99613	.05568	.97037	1.0300	4.8906	10.466	1.0065
Check ?	Chk Pass	Chk Pass	Chk Pass	Chk Pass	Chk Pass	Chk Pass	Chk Pass	Chk Pass	None	Chk Pass	Chk Pass	Chk Pass	Chk Pass	Chk Pass
Value														
Range														

Elem	Sr4077	Th2837	Ti3349	Tl1908	U_3701	V_2924	Zn2062	Zr3391
Units	ppm	ppm	ppm	ppm	ppm	ppm	ppm	ppm
Avg	**.47860**	**.00173**	**.46907**	**1.0181**	**.03043**	**.49523**	**.47838**	**.51023**
Stddev	.00552	.00035	.00302	.0118	.04615	.00120	.00677	.00795
%RSD	1.1534	20.064	.64410	1.1599	151.65	.24294	1.4157	1.5586
#1	.48250	.00197	.46693	1.0264	-.00220	.49438	.47359	.51585
#2	.47470	.00148	.47121	1.0097	.06306	.49608	.48317	.50461
Check ?	Chk Pass	None	Chk Pass	Chk Pass	None	Chk Pass	Chk Pass	Chk Pass
Value								
Range								

Int. Std.	Y_2243	Y_3600	Y_3774
Units	Cts/S	Cts/S	Cts/S
Avg	**2547.3**	**39506.**	**2100.2**
Stddev	34.2	358.	19.5
%RSD	1.3419	.90638	.92627
#1	2523.2	39759.	2086.5
#2	2571.5	39253.	2114.0

Sample Name: CCB Acquired: 5/18/2016 18:29:08 Type: QC
Method: 6500_025(v6) Mode: CONC Corr. Factor: 1.000000
User: CRHOADES Prep Date: Custom ID2: Custom ID3:
Comment:

Elem	Ag3280	Al1670	As1890	B_2089	Ba4554	Be3130	Bi2230	Ca3179	Cd2288	Co2286	Cr2055
Units	ppm	ppm	ppm	ppm	ppm	ppm	ppm	ppm	ppm	ppm	ppm
Avg	**-.00051**	**-.00007**	**-.00043**	**.00225**	**.00011**	**.00029**	**.00132**	**-.00897**	**-.00013**	**-.00008**	**.00016**
Stddev	.00055	.00021	.00046	.00038	.00041	.00008	.00013	.00038	.00001	.00047	.00054
%RSD	106.96	301.92	106.05	16.973	381.60	27.029	9.7906	4.2165	6.0068	596.67	335.08
#1	-.00013	-.00022	-.00011	.00252	-.00018	.00023	.00141	-.00923	-.00013	.00025	.00054
#2	-.00090	.00008	-.00076	.00198	.00039	.00034	.00123	-.00870	-.00012	-.00041	-.00022
Check ?	Chk Pass	Chk Pass	Chk Pass	Chk Pass	Chk Pass	Chk Pass	Chk Pass	Chk Pass	Chk Pass	Chk Pass	Chk Pass
High Limit											
Low Limit											

Elem	Cu3247	Fe2599	K_7664	Li6707	Mg2790	Mn2576	Mo2020	Na5895	Ni2316	P_1782	Pb2203
Units	ppm	ppm	ppm	ppm	ppm	ppm	ppm	ppm	ppm	ppm	ppm
Avg	**-.00116**	**-.01365**	**-.00984**	**.00215**	**.00020**	**-.00005**	**.00159**	**.17742**	**-.00063**	**.00309**	**.00009**
Stddev	.00005	.00937	.04707	.00535	.00208	.00004	.00068	.00273	.00005	.00063	.00185
%RSD	4.6609	68.668	478.10	248.69	1015.3	90.678	42.794	1.5381	8.6789	20.325	1971.9
#1	-.00112	-.00702	.02344	.00593	-.00127	-.00002	.00111	.17549	-.00059	.00353	-.00121
#2	-.00120	-.02028	-.04313	-.00163	.00168	-.00008	.00207	.17935	-.00067	.00264	.00140
Check ?	Chk Pass	Chk Pass	Chk Pass	Chk Pass	Chk Pass	Chk Pass	Chk Pass	Chk Pass	Chk Pass	Chk Pass	Chk Pass
High Limit											
Low Limit											

Elem	S_1820	Sb2068	Se1960	Si2881	SiO2	Sn1899	Sr4077	Th2837	Ti3349	Tl1908	U_3701
Units	ppm	ppm	ppm	ppm	ppm	ppm	ppm	ppm	ppm	ppm	ppm
Avg	W **.05441**	W **.00388**	W **.01092**	**.03729**	**.07979**	**.00015**	**.00008**	**.00282**	**-.00073**	**.00368**	**-.01376**
Stddev	.00370	.00387	.00011	.01986	.04249	.00158	.00001	.00103	.00003	.00376	.04293
%RSD	6.7975	99.735	1.0469	53.253	53.253	1088.1	16.711	36.533	3.4921	102.05	311.92
#1	.05180	.00662	.01100	.05133	.10984	.00126	.00007	.00355	-.00071	.00102	-.04412
#2	.05703	.00115	.01084	.02325	.04975	-.00097	.00009	.00209	-.00075	.00634	.01659
Check ?	Chk Warn	Chk Warn	Chk Warn	Chk Pass	Chk Pass	Chk Pass	Chk Pass	Chk Pass	Chk Pass	Chk Pass	Chk Pass
High Limit	.05000	.00100	.00750								
Low Limit	-.20000	-.00100	-.01500								

Elem	V_2924	Zn2062	Zr3391
Units	ppm	ppm	ppm
Avg	**.00023**	**-.00125**	**-.00288**
Stddev	.00040	.00010	.00095
%RSD	175.10	7.6729	32.913
#1	-.00005	-.00131	-.00355
#2	.00051	-.00118	-.00221
Check ?	Chk Pass	Chk Pass	Chk Pass
High Limit			
Low Limit			

Int. Std.	Y_2243	Y_3600	Y_3774
Units	Cts/S	Cts/S	Cts/S
Avg	**2615.8**	**39957.**	**2055.2**
Stddev	3.4	121.	22.3
%RSD	.12906	.30357	1.0867
#1	2613.4	39871.	2071.0
#2	2618.2	40043.	2039.4

Sample Name: CCVL-3897520 Acquired: 5/18/2016 18:31:31 Type: QC
Method: 6500_025(v6) Mode: CONC Corr. Factor: 1.000000
User: CRHOADES Prep Date: Custom ID2: Custom ID3:
Comment:

Elem	Ag3280	Al1670	As1890	B_2089	Ba4554	Be3130	Bi2230	Ca3179	Cd2288	Co2286	Cr2055	Cu3247
Units	ppm	ppm	ppm	ppm	ppm	ppm	ppm	ppm	ppm	ppm	ppm	ppm
Avg	**.00910**	**.11078**	F **.02250**	**.09513**	**.01035**	**.00114**	**.10978**	**.19216**	**.00494**	**.00967**	**.00996**	**.01402**
Stddev	.00023	.00344	.00442	.00045	.00031	.00022	.00194	.00784	.00014	.00003	.00029	.00053
%RSD	2.5340	3.1066	19.647	.47274	3.0110	19.321	1.7666	4.0784	2.9030	.35778	2.8937	3.7554
#1	.00893	.10835	.02562	.09545	.01057	.00098	.11115	.19770	.00504	.00964	.01016	.01439
#2	.00926	.11322	.01937	.09482	.01013	.00129	.10841	.18662	.00484	.00969	.00975	.01365
Check ?	Chk Pass	Chk Pass	Chk Fail	Chk Pass	Chk Pass	Chk Pass	Chk Pass	Chk Pass	Chk Pass	Chk Pass	Chk Pass	Chk Pass
Value			.01500									
Range			30.000%									

Elem	Fe2599	K_7664	Li6707	Mg2790	Mn2576	Mo2020	Na5895	Ni2316	P_1782	Pb2203	S_1820	Sb2068
Units	ppm	ppm	ppm	ppm	ppm	ppm	ppm	ppm	ppm	ppm	ppm	ppm
Avg	**.09395**	**3.0783**	**.01010**	**.19436**	**.00979**	**.02023**	**1.1738**	**.03901**	**2.7893**	**.01158**	**.05362**	**.02364**
Stddev	.00149	.0934	.00021	.00459	.00018	.00011	.0118	.00032	.0001	.00027	.00798	.00130
%RSD	1.5877	3.0336	2.0761	2.3609	1.8079	.56536	1.0038	.80763	.00295	2.3118	14.881	5.5090
#1	.09500	3.1444	.01025	.19111	.00992	.02031	1.1655	.03879	2.7893	.01176	.05926	.02272
#2	.09289	3.0123	.00995	.19760	.00967	.02015	1.1821	.03924	2.7894	.01139	.04797	.02456
Check ?	Chk Pass	Chk Pass	Chk Pass	Chk Pass	Chk Pass	Chk Pass	Chk Pass	Chk Pass	Chk Pass	Chk Pass	None	Chk Pass
Value												
Range												

Elem	Se1960	Si2881	SiO2	Sn1899	Sr4077	Th2837	Ti3349	Tl1908	U_3701	V_2924	Zn2062	Zr3391
Units	ppm	ppm	ppm	ppm	ppm	ppm	ppm	ppm	ppm	ppm	ppm	ppm
Avg	**.01546**	**.49028**	**1.0492**	**.10193**	**.01004**	**.01344**	**.00940**	**.01248**	F **.08027**	**.01009**	**.01875**	**.01425**
Stddev	.00280	.01117	.0239	.00266	.00004	.00156	.00048	.00095	.04644	.00058	.00024	.00286
%RSD	18.106	2.2790	2.2790	2.6124	.36516	11.608	5.0868	7.6169	57.855	5.7663	1.2562	20.040
#1	.01744	.48238	1.0323	.10005	.01007	.01233	.00974	.01181	.11311	.01050	.01892	.01627
#2	.01348	.49818	1.0661	.10381	.01001	.01454	.00906	.01316	.04743	.00968	.01859	.01223
Check ?	Chk Pass	Chk Pass	Chk Pass	Chk Pass	Chk Pass	Chk Pass	Chk Pass	Chk Pass	Chk Fail	Chk Pass	Chk Pass	Chk Pass
Value									.06000			
Range									30.000%			

Int. Std.	Y_2243	Y_3600	Y_3774
Units	Cts/S	Cts/S	Cts/S
Avg	**2597.5**	**39971.**	**2083.0**
Stddev	36.7	7.	2.5
%RSD	1.4135	.01825	.11773
#1	2623.5	39976.	2081.3
#2	2571.5	39966.	2084.8

Sample Name: 280-82954-A-6-A Acquired: 5/18/2016 18:34:11 Type: Unk
Method: 6500_025(v6) Mode: CONC Corr. Factor: 1.000000
User: CRHOADES Prep Date: Custom ID2: Custom ID3:
Comment: 325403 SOIL 6010C (Cu) Q4

Elem	Ag3280	Al3092	As1890	B_2089	Ba4554	Be3130	Bi2230	Ca3179	Cd2288
Line	328.068 {103}	309.271 {109}	189.042 {478}	208.959 {461}	455.403 { 74}	313.042 {108}	223.061 {451}	317.933 {106}	228.802 {447}
Units	ppm	ppm	ppm	ppm	ppm	ppm	ppm	ppm	ppm
Avg	**-.00101**	**31.910**	**.01372**	**.00365**	**.06835**	**.00033**	**-.00063**	**.19345**	**.00078**
Stddev	.00015	.706	.00208	.00010	.00183	.00017	.00039	.00079	.00004
%RSD	15.103	2.2132	15.174	2.6110	2.6819	53.110	62.630	.41017	4.6497
#1	-.00090	32.410	.01519	.00358	.06965	.00020	-.00035	.19289	.00076
#2	-.00112	31.411	.01224	.00371	.06705	.00045	-.00090	.19401	.00081
Check ?	Chk Pass	Chk Pass	Chk Pass	Chk Pass	Chk Pass	Chk Pass	Chk Pass	Chk Pass	Chk Pass
High Limit									
Low Limit									

Elem	Co2286	Cr2055	Cu3247	Fe2599	K_7664	Li6707	Mg2790	Mn2576	Mo2020
Line	228.616 {447}	205.560 {464}	324.754 {104}	259.940 {130}	766.490 { 44}	670.784 { 50}	279.079 {121}2	257.610 {131}	202.030 {467}
Units	ppm	ppm	ppm	ppm	ppm	ppm	ppm	ppm	ppm
Avg	**.00112**	**.02627**	**.13332**	**21.104**	**.56602**	**.01533**	**1.1214**	**.04532**	**.00174**
Stddev	.00012	.00017	.00082	.103	.02400	.00513	.0023	.00030	.00018
%RSD	10.689	.63186	.61840	.48782	4.2405	33.478	.20295	.67232	10.335
#1	.00104	.02639	.13390	21.177	.58299	.01896	1.1198	.04554	.00187
#2	.00121	.02616	.13274	21.032	.54905	.01170	1.1231	.04511	.00161
Check ?	Chk Pass	Chk Pass	Chk Pass	Chk Pass	Chk Pass	Chk Pass	Chk Pass	Chk Pass	Chk Pass
High Limit									
Low Limit									

Elem	Na5895	Ni2316	P_1782	Pb2203	S_1820	Sb2068	Se1960	Si2881	SiO2
Line	589.592 { 57}	231.604 {446}	178.284 {489}	220.353 {453}	182.034 {485}	206.833 {463}	196.090 {472}	288.158 {117}	288.158 {117}2
Units	ppm	ppm	ppm	ppm	ppm	ppm	ppm	ppm	ppm
Avg	**.22466**	**.01095**	**.28198**	**.13309**	**.51632**	**.00387**	**.00430**	**3.1498**	**6.7407**
Stddev	.00844	.00007	.00078	.00163	.00287	.00014	.00487	.0733	.1568
%RSD	3.7583	.66293	.27710	1.2279	.55523	3.5793	113.10	2.3259	2.3259
#1	.23063	.01100	.28253	.13194	.51429	.00397	.00086	3.2017	6.8515
#2	.21869	.01090	.28143	.13425	.51835	.00377	.00774	3.0980	6.6298
Check ?	Chk Pass	Chk Pass	Chk Pass	Chk Pass	Chk Pass	Chk Pass	Chk Pass	Chk Pass	Chk Pass
High Limit									
Low Limit									

Elem	Sn1899	Sr4077	Th2837	Ti3349	Tl1908	U_3701	V_2924	Zn2062	Zr3391
Line	189.989 {477}	407.771 { 83}	283.730 {119}	334.904 {101}	190.856 {477}	370.152 { 91}	292.402 {115}	206.200 {163}	339.198 { 99}
Units	ppm	ppm	ppm	ppm	ppm	ppm	ppm	ppm	ppm
Avg	**.00214**	**.00529**	**.01000**	**.33303**	**-.00068**	**-.01296**	**.04340**	**.19739**	**.01874**
Stddev	.00024	.00033	.00068	.00557	.00132	.00916	.00025	.00139	.00217
%RSD	11.089	6.3100	6.8237	1.6731	193.91	70.665	.56829	.70237	11.589
#1	.00231	.00552	.01048	.33697	-.00162	-.00648	.04357	.19837	.01721
#2	.00197	.00505	.00952	.32909	.00025	-.01944	.04322	.19641	.02028
Check ?	Chk Pass	Chk Pass	Chk Pass	Chk Pass	Chk Pass	Chk Pass	Chk Pass	Chk Pass	Chk Pass
High Limit									
Low Limit									

Int. Std.	Y_2243	Y_3600	Y_3774
Line	224.306 {450}	360.073 { 94}	377.433 { 89}
Units	Cts/S	Cts/S	Cts/S
Avg	**2675.7**	**40599.**	**2180.5**
Stddev	4.5	8.	47.8
%RSD	.16801	.01971	2.1941
#1	2672.5	40605.	2146.7
#2	2678.9	40593.	2214.3

Sample Name: 280-82954-A-7-A Acquired: 5/18/2016 18:36:49 Type: Unk
Method: 6500_025(v6) Mode: CONC Corr. Factor: 1.000000
User: CRHOADES Prep Date: Custom ID2: Custom ID3:
Comment: 325403 SOIL 6010C (Cu) Q4

Elem	Ag3280	Al3092	As1890	B_2089	Ba4554	Be3130	Bi2230	Ca3179	Cd2288
Line	328.068 {103}	309.271 {109}	189.042 {478}	208.959 {461}	455.403 { 74}	313.042 {108}	223.061 {451}	317.933 {106}	228.802 {447}
Units	ppm	ppm	ppm	ppm	ppm	ppm	ppm	ppm	ppm
Avg	**-.00044**	**17.318**	**.00057**	**.00145**	**.06263**	**.00036**	**-.00047**	**.57144**	**.00563**
Stddev	.00033	.053	.00107	.00140	.00053	.00035	.00284	.00382	.00026
%RSD	76.515	.30333	186.76	96.667	.85367	96.905	599.42	.66774	4.6793
#1	-.00020	17.281	-.00018	.00046	.06300	.00061	.00154	.57413	.00544
#2	-.00067	17.355	.00132	.00244	.06225	.00011	-.00249	.56874	.00582
Check ?	Chk Pass	Chk Pass	Chk Pass	Chk Pass	Chk Pass	Chk Pass	Chk Pass	Chk Pass	Chk Pass
High Limit									
Low Limit									

Elem	Co2286	Cr2055	Cu3247	Fe2599	K_7664	Li6707	Mg2790	Mn2576	Mo2020
Line	228.616 {447}	205.560 {464}	324.754 {104}	259.940 {130}	766.490 { 44}	670.784 { 50}	279.079 {121}2	257.610 {131}	202.030 {467}
Units	ppm	ppm	ppm	ppm	ppm	ppm	ppm	ppm	ppm
Avg	**.00049**	**.01559**	**.29108**	**9.2933**	**.25830**	**.01282**	**.48602**	**.09866**	**.00120**
Stddev	.00019	.00022	.00020	.0257	.04302	.00119	.00369	.00021	.00052
%RSD	39.416	1.3959	.06856	.27705	16.657	9.2468	.75988	.21081	43.043
#1	.00062	.01574	.29094	9.2751	.22788	.01198	.48863	.09851	.00084
#2	.00035	.01544	.29122	9.3115	.28872	.01366	.48341	.09881	.00157
Check ?	Chk Pass	Chk Pass	Chk Pass	Chk Pass	Chk Pass	Chk Pass	Chk Pass	Chk Pass	Chk Pass
High Limit									
Low Limit									

Elem	Na5895	Ni2316	P_1782	Pb2203	S_1820	Sb2068	Se1960	Si2881	SiO2
Line	589.592 { 57}	231.604 {446}	178.284 {489}	220.353 {453}	182.034 {485}	206.833 {463}	196.090 {472}	288.158 {117}	288.158 {117}2
Units	ppm	ppm	ppm	ppm	ppm	ppm	ppm	ppm	ppm
Avg	**.19532**	**.01709**	**.24204**	**.23947**	**.27433**	**.00828**	**.00249**	**1.8874**	**4.0390**
Stddev	.01186	.00068	.00413	.00199	.00440	.00682	.00671	.0020	.0042
%RSD	6.0734	3.9787	1.7083	.83186	1.6028	82.332	269.16	.10426	.10426
#1	.20371	.01757	.24496	.24088	.27744	.01311	.00724	1.8860	4.0360
#2	.18694	.01661	.23911	.23806	.27123	.00346	-.00225	1.8888	4.0420
Check ?	Chk Pass	Chk Pass	Chk Pass	Chk Pass	Chk Pass	Chk Pass	Chk Pass	Chk Pass	Chk Pass
High Limit									
Low Limit									

Elem	Sn1899	Sr4077	Th2837	Ti3349	Tl1908	U_3701	V_2924	Zn2062	Zr3391
Line	189.989 {477}	407.771 { 83}	283.730 {119}	334.904 {101}	190.856 {477}	370.152 { 91}	292.402 {115}	206.200 {163}	339.198 { 99}
Units	ppm	ppm	ppm	ppm	ppm	ppm	ppm	ppm	ppm
Avg	**.00626**	**.00525**	**.00607**	**.18687**	**-.00202**	**-.03243**	**.01891**	**.56125**	**.00950**
Stddev	.00003	.00000	.00055	.00112	.00280	.00546	.00087	.00470	.00300
%RSD	.52518	.07662	9.1124	.59910	138.29	16.842	4.5885	.83718	31.577
#1	.00629	.00525	.00646	.18607	-.00400	-.03629	.01952	.56458	.01162
#2	.00624	.00524	.00568	.18766	-.00004	-.02857	.01830	.55793	.00738
Check ?	Chk Pass	Chk Pass	Chk Pass	Chk Pass	Chk Pass	Chk Pass	Chk Pass	Chk Pass	Chk Pass
High Limit									
Low Limit									

Int. Std.	Y_2243	Y_3600	Y_3774
Line	224.306 {450}	360.073 { 94}	377.433 { 89}
Units	Cts/S	Cts/S	Cts/S
Avg	**2614.6**	**41253.**	**2146.1**
Stddev	17.8	166.	.8
%RSD	.68035	.40353	.03871
#1	2627.2	41135.	2145.5
#2	2602.1	41370.	2146.7

Sample Name: 280-82954-A-8-A Acquired: 5/18/2016 18:39:27 Type: Unk
Method: 6500_025(v6) Mode: CONC Corr. Factor: 1.000000
User: CRHOADES Prep Date: Custom ID2: Custom ID3:
Comment: 325403 SOIL 6010C (Cu) Q4

Elem	Ag3280	Al3092	As1890	B_2089	Ba4554	Be3130	Bi2230	Ca3179	Cd2288
Line	328.068 {103}	309.271 {109}	189.042 {478}	208.959 {461}	455.403 { 74}	313.042 {108}	223.061 {451}	317.933 {106}	228.802 {447}
Units	ppm	ppm	ppm	ppm	ppm	ppm	ppm	ppm	ppm
Avg	**-.00002**	**21.937**	**.01280**	**.00327**	**.07860**	**.00036**	**.00225**	**1.0148**	**.00633**
Stddev	.00003	.075	.00189	.00061	.00001	.00014	.00351	.0040	.00003
%RSD	183.67	.34378	14.739	18.759	.01261	37.288	155.67	.39727	.43728
#1	.00000	21.884	.01146	.00283	.07861	.00027	-.00023	1.0120	.00635
#2	-.00004	21.991	.01413	.00370	.07860	.00046	.00473	1.0177	.00631
Check ?	Chk Pass	Chk Pass	Chk Pass	Chk Pass	Chk Pass	Chk Pass	Chk Pass	Chk Pass	Chk Pass
High Limit									
Low Limit									

Elem	Co2286	Cr2055	Cu3247	Fe2599	K_7664	Li6707	Mg2790	Mn2576	Mo2020
Line	228.616 {447}	205.560 {464}	324.754 {104}	259.940 {130}	766.490 { 44}	670.784 { 50}	279.079 {121}2	257.610 {131}	202.030 {467}
Units	ppm	ppm	ppm	ppm	ppm	ppm	ppm	ppm	ppm
Avg	**.00122**	**.02865**	**.28263**	**9.8184**	**.26394**	**.00985**	**.58923**	**.08235**	**.00085**
Stddev	.00033	.00005	.00195	.0208	.09889	.00178	.00258	.00028	.00053
%RSD	26.680	.18077	.69034	.21219	37.469	18.078	.43801	.33423	61.859
#1	.00145	.02861	.28401	9.8331	.19401	.00859	.59106	.08254	.00122
#2	.00099	.02868	.28125	9.8037	.33387	.01111	.58741	.08215	.00048
Check ?	Chk Pass	Chk Pass	Chk Pass	Chk Pass	Chk Pass	Chk Pass	Chk Pass	Chk Pass	Chk Pass
High Limit									
Low Limit									

Elem	Na5895	Ni2316	P_1782	Pb2203	S_1820	Sb2068	Se1960	Si2881	SiO2
Line	589.592 { 57}	231.604 {446}	178.284 {489}	220.353 {453}	182.034 {485}	206.833 {463}	196.090 {472}	288.158 {117}	288.158 {117}2
Units	ppm	ppm	ppm	ppm	ppm	ppm	ppm	ppm	ppm
Avg	**.18474**	**.01100**	**.27553**	**.32540**	**.53275**	**.00475**	**.00872**	**2.2799**	**4.8791**
Stddev	.00937	.00072	.00064	.00133	.00014	.00454	.00252	.0010	.0022
%RSD	5.0705	6.5378	.23068	.40906	.02682	95.641	28.867	.04576	.04576
#1	.17812	.01151	.27508	.32446	.53265	.00154	.01050	2.2807	4.8807
#2	.19136	.01049	.27598	.32634	.53285	.00796	.00694	2.2792	4.8775
Check ?	Chk Pass	Chk Pass	Chk Pass	Chk Pass	Chk Pass	Chk Pass	Chk Pass	Chk Pass	Chk Pass
High Limit									
Low Limit									

Elem	Sn1899	Sr4077	Th2837	Ti3349	Tl1908	U_3701	V_2924	Zn2062	Zr3391
Line	189.989 {477}	407.771 { 83}	283.730 {119}	334.904 {101}	190.856 {477}	370.152 { 91}	292.402 {115}	206.200 {163}	339.198 { 99}
Units	ppm	ppm	ppm	ppm	ppm	ppm	ppm	ppm	ppm
Avg	**.00484**	**.00685**	**.00358**	**.20558**	**-.00213**	**.00718**	**.02262**	**.40733**	**.01171**
Stddev	.00042	.00024	.00061	.00256	.00088	.01155	.00012	.00704	.00247
%RSD	8.6666	3.4983	17.070	1.2438	41.516	161.00	.55183	1.7271	21.104
#1	.00514	.00702	.00401	.20377	-.00276	-.00099	.02271	.41231	.01345
#2	.00455	.00668	.00315	.20739	-.00151	.01534	.02253	.40236	.00996
Check ?	Chk Pass	Chk Pass	Chk Pass	Chk Pass	Chk Pass	Chk Pass	Chk Pass	Chk Pass	Chk Pass
High Limit									
Low Limit									

Int. Std.	Y_2243	Y_3600	Y_3774
Line	224.306 {450}	360.073 { 94}	377.433 { 89}
Units	Cts/S	Cts/S	Cts/S
Avg	**2642.0**	**40787.**	**2180.6**
Stddev	42.5	132.	46.6
%RSD	1.6104	.32284	2.1354
#1	2672.1	40880.	2147.7
#2	2611.9	40694.	2213.6

Sample Name: 280-82954-A-9-A Acquired: 5/18/2016 18:42:05 Type: Unk
Method: 6500_025(v6) Mode: CONC Corr. Factor: 1.000000
User: CRHOADES Prep Date: Custom ID2: Custom ID3:
Comment: 325403 SOIL 6010C (Cu) Q4

Elem	Ag3280	Al3092	As1890	B_2089	Ba4554	Be3130	Bi2230	Ca3179	Cd2288
Line	328.068 {103}	309.271 {109}	189.042 {478}	208.959 {461}	455.403 { 74}	313.042 {108}	223.061 {451}	317.933 {106}	228.802 {447}
Units	ppm	ppm	ppm	ppm	ppm	ppm	ppm	ppm	ppm
Avg	**-.00049**	**36.008**	**.00639**	**.00269**	**.06850**	**-.00001**	**-.00126**	**.71914**	**.02239**
Stddev	.00019	.377	.00070	.00100	.00086	.00002	.00264	.00699	.00013
%RSD	38.852	1.0470	10.917	37.033	1.2497	168.63	209.05	.97192	.58475
#1	-.00035	35.742	.00590	.00198	.06789	.00000	-.00313	.72409	.02229
#2	-.00062	36.275	.00688	.00339	.06911	-.00003	.00060	.71420	.02248
Check ?	Chk Pass	Chk Pass	Chk Pass	Chk Pass	Chk Pass	Chk Pass	Chk Pass	Chk Pass	Chk Pass
High Limit									
Low Limit									

Elem	Co2286	Cr2055	Cu3247	Fe2599	K_7664	Li6707	Mg2790	Mn2576	Mo2020
Line	228.616 {447}	205.560 {464}	324.754 {104}	259.940 {130}	766.490 { 44}	670.784 { 50}	279.079 {121}2	257.610 {131}	202.030 {467}
Units	ppm	ppm	ppm	ppm	ppm	ppm	ppm	ppm	ppm
Avg	**.00110**	**.02280**	**.67833**	**10.345**	**.48760**	**.01393**	**.73661**	**.04605**	**.00085**
Stddev	.00028	.00029	.00533	.029	.06206	.00092	.00628	.00007	.00061
%RSD	25.229	1.2723	.78609	.27888	12.728	6.5783	.85250	.16245	71.778
#1	.00091	.02259	.67456	10.365	.44371	.01328	.73217	.04600	.00042
#2	.00130	.02300	.68210	10.324	.53148	.01458	.74105	.04610	.00128
Check ?	Chk Pass	Chk Pass	Chk Pass	Chk Pass	Chk Pass	Chk Pass	Chk Pass	Chk Pass	Chk Pass
High Limit									
Low Limit									

Elem	Na5895	Ni2316	P_1782	Pb2203	S_1820	Sb2068	Se1960	Si2881	SiO2
Line	589.592 { 57}	231.604 {446}	178.284 {489}	220.353 {453}	182.034 {485}	206.833 {463}	196.090 {472}	288.158 {117}	288.158 {117}2
Units	ppm	ppm	ppm	ppm	ppm	ppm	ppm	ppm	ppm
Avg	**.22127**	**.01595**	**.29420**	**.27452**	**.59069**	**.00615**	**.00791**	**3.0398**	**6.5051**
Stddev	.01149	.00067	.00235	.00136	.00320	.00013	.00081	.0493	.1056
%RSD	5.1933	4.1759	.79759	.49585	.54213	2.0817	10.210	1.6227	1.6227
#1	.21314	.01642	.29254	.27548	.59295	.00606	.00848	3.0049	6.4305
#2	.22939	.01548	.29586	.27356	.58843	.00624	.00734	3.0747	6.5798
Check ?	Chk Pass	Chk Pass	Chk Pass	Chk Pass	Chk Pass	Chk Pass	Chk Pass	Chk Pass	Chk Pass
High Limit									
Low Limit									

Elem	Sn1899	Sr4077	Th2837	Ti3349	Tl1908	U_3701	V_2924	Zn2062	Zr3391
Line	189.989 {477}	407.771 { 83}	283.730 {119}	334.904 {101}	190.856 {477}	370.152 { 91}	292.402 {115}	206.200 {163}	339.198 { 99}
Units	ppm	ppm	ppm	ppm	ppm	ppm	ppm	ppm	ppm
Avg	**.00539**	**.00706**	**.11305**	**.22157**	**-.00361**	**.00540**	**.03120**	**.35521**	**.01126**
Stddev	.00048	.00025	.00113	.00182	.00383	.01948	.00036	.00518	.00798
%RSD	8.8938	3.5809	1.0004	.82206	106.11	360.63	1.1386	1.4584	70.876
#1	.00573	.00688	.11385	.22286	-.00090	.01917	.03095	.35887	.00562
#2	.00506	.00724	.11225	.22029	-.00632	-.00837	.03145	.35155	.01691
Check ?	Chk Pass	Chk Pass	Chk Pass	Chk Pass	Chk Pass	Chk Pass	Chk Pass	Chk Pass	Chk Pass
High Limit									
Low Limit									

Int. Std.	Y_2243	Y_3600	Y_3774
Line	224.306 {450}	360.073 { 94}	377.433 { 89}
Units	Cts/S	Cts/S	Cts/S
Avg	**2627.8**	**40277.**	**2120.4**
Stddev	49.6	156.	40.9
%RSD	1.8868	.38702	1.9292
#1	2662.8	40167.	2149.3
#2	2592.7	40388.	2091.5

Sample Name: 280-82954-A-10-A Acquired: 5/18/2016 18:44:42 Type: Unk
Method: 6500_025(v6) Mode: CONC Corr. Factor: 1.000000
User: CRHOADES Prep Date: Custom ID2: Custom ID3:
Comment: 325403 SOIL 6010C (Cu) Q4

Elem	Ag3280	Al3092	As1890	B_2089	Ba4554	Be3130	Bi2230	Ca3179	Cd2288
Line	328.068 {103}	309.271 {109}	189.042 {478}	208.959 {461}	455.403 { 74}	313.042 {108}	223.061 {451}	317.933 {106}	228.802 {447}
Units	ppm	ppm	ppm	ppm	ppm	ppm	ppm	ppm	ppm
Avg	**-.00018**	**24.464**	**-.00086**	**.00244**	**.16170**	**.00034**	**.00230**	**5.3834**	**.01297**
Stddev	.00072	.259	.00334	.00209	.00076	.00005	.00696	.0483	.00012
%RSD	400.68	1.0580	386.79	86.004	.47153	13.515	303.31	.89754	.90065
#1	-.00069	24.281	-.00323	.00392	.16116	.00037	-.00263	5.3492	.01288
#2	.00033	24.647	.00150	.00095	.16224	.00031	.00722	5.4176	.01305
Check ?	Chk Pass	Chk Pass	Chk Pass	Chk Pass	Chk Pass	Chk Pass	Chk Pass	Chk Pass	Chk Pass
High Limit									
Low Limit									

Elem	Co2286	Cr2055	Cu3247	Fe2599	K_7664	Li6707	Mg2790	Mn2576	Mo2020
Line	228.616 {447}	205.560 {464}	324.754 {104}	259.940 {130}	766.490 { 44}	670.784 { 50}	279.079 {121}2	257.610 {131}	202.030 {467}
Units	ppm	ppm	ppm	ppm	ppm	ppm	ppm	ppm	ppm
Avg	**.00113**	**.02335**	**.54136**	**11.564**	**.30264**	**.02035**	**.59309**	**.08533**	**.00098**
Stddev	.00005	.00029	.00042	.035	.04394	.00181	.00240	.00003	.00023
%RSD	4.7601	1.2464	.07785	.29950	14.518	8.8845	.40426	.03219	23.755
#1	.00117	.02314	.54106	11.540	.33371	.01907	.59139	.08531	.00082
#2	.00109	.02356	.54166	11.589	.27157	.02162	.59478	.08535	.00115
Check ?	Chk Pass	Chk Pass	Chk Pass	Chk Pass	Chk Pass	Chk Pass	Chk Pass	Chk Pass	Chk Pass
High Limit									
Low Limit									

Elem	Na5895	Ni2316	P_1782	Pb2203	S_1820	Sb2068	Se1960	Si2881	SiO2
Line	589.592 { 57}	231.604 {446}	178.284 {489}	220.353 {453}	182.034 {485}	206.833 {463}	196.090 {472}	288.158 {117}	288.158 {117}2
Units	ppm	ppm	ppm	ppm	ppm	ppm	ppm	ppm	ppm
Avg	**.20370**	**.03122**	**.27475**	**.46331**	**.48460**	**.00552**	**.00792**	**2.2253**	**4.7622**
Stddev	.02289	.00033	.00073	.00554	.00184	.00055	.00126	.0716	.1532
%RSD	11.236	1.0702	.26420	1.1956	.38046	9.8676	15.946	3.2162	3.2162
#1	.18752	.03099	.27424	.45939	.48591	.00591	.00703	2.1747	4.6539
#2	.21988	.03146	.27527	.46722	.48330	.00514	.00881	2.2759	4.8705
Check ?	Chk Pass	Chk Pass	Chk Pass	Chk Pass	Chk Pass	Chk Pass	Chk Pass	Chk Pass	Chk Pass
High Limit									
Low Limit									

Elem	Sn1899	Sr4077	Th2837	Ti3349	Tl1908	U_3701	V_2924	Zn2062	Zr3391
Line	189.989 {477}	407.771 { 83}	283.730 {119}	334.904 {101}	190.856 {477}	370.152 { 91}	292.402 {115}	206.200 {163}	339.198 { 99}
Units	ppm	ppm	ppm	ppm	ppm	ppm	ppm	ppm	ppm
Avg	**.00858**	**.03670**	**.00686**	**.20258**	**-.00539**	W **-.05624**	**.02126**	**.86103**	**.00912**
Stddev	.00169	.00083	.00449	.00199	.00092	.09016	.00014	.00899	.00464
%RSD	19.693	2.2750	65.496	.98082	17.117	160.30	.65510	1.0445	50.882
#1	.00977	.03611	.00368	.20117	-.00474	.00751	.02116	.85467	.00584
#2	.00738	.03729	.01004	.20398	-.00604	-.12000	.02136	.86739	.01240
Check ?	Chk Pass	Chk Pass	Chk Pass	Chk Pass	Chk Pass	Chk Warn	Chk Pass	Chk Pass	Chk Pass
High Limit						45.000			
Low Limit						-.05000			

Int. Std.	Y_2243	Y_3600	Y_3774
Line	224.306 {450}	360.073 { 94}	377.433 { 89}
Units	Cts/S	Cts/S	Cts/S
Avg	**2681.2**	**41577.**	**2178.0**
Stddev	24.5	172.	13.3
%RSD	.91555	.41458	.60947
#1	2698.6	41699.	2187.4
#2	2663.9	41455.	2168.6

Sample Name: 280-82954-A-11-A Acquired: 5/18/2016 18:47:18 Type: Unk
Method: 6500_025(v6) Mode: CONC Corr. Factor: 1.000000
User: CRHOADES Prep Date: Custom ID2: Custom ID3:
Comment: 325403 SOIL 6010C (Cu) Q4

Elem	Ag3280	Al3092	As1890	B_2089	Ba4554	Be3130	Bi2230	Ca3179	Cd2288
Line	328.068 {103}	309.271 {109}	189.042 {478}	208.959 {461}	455.403 { 74}	313.042 {108}	223.061 {451}	317.933 {106}	228.802 {447}
Units	ppm	ppm	ppm	ppm	ppm	ppm	ppm	ppm	ppm
Avg	**-.00091**	**17.386**	**.00648**	**.00115**	**.05066**	**.00024**	**.00361**	**.74333**	**.00381**
Stddev	.00056	.125	.00190	.00020	.00054	.00014	.00313	.00685	.00015
%RSD	61.867	.71669	29.253	17.707	1.0593	56.623	86.718	.92154	3.8465
#1	-.00130	17.474	.00782	.00100	.05104	.00014	.00582	.74817	.00392
#2	-.00051	17.298	.00514	.00129	.05028	.00033	.00139	.73848	.00371
Check ?	Chk Pass	Chk Pass	Chk Pass	Chk Pass	Chk Pass	Chk Pass	Chk Pass	Chk Pass	Chk Pass
High Limit									
Low Limit									

Elem	Co2286	Cr2055	Cu3247	Fe2599	K_7664	Li6707	Mg2790	Mn2576	Mo2020
Line	228.616 {447}	205.560 {464}	324.754 {104}	259.940 {130}	766.490 { 44}	670.784 { 50}	279.079 {121}2	257.610 {131}	202.030 {467}
Units	ppm	ppm	ppm	ppm	ppm	ppm	ppm	ppm	ppm
Avg	**.00103**	**.01724**	**.56393**	**9.2486**	**.23762**	**.00998**	**.47141**	**.03971**	**.00111**
Stddev	.00021	.00000	.00062	.0468	.00206	.00017	.00085	.00005	.00010
%RSD	20.594	.01577	.10929	.50606	.86685	1.7035	.17978	.11400	8.8100
#1	.00088	.01724	.56350	9.2817	.23616	.01010	.47201	.03968	.00104
#2	.00118	.01724	.56437	9.2156	.23907	.00986	.47081	.03975	.00117
Check ?	Chk Pass	Chk Pass	Chk Pass	Chk Pass	Chk Pass	Chk Pass	Chk Pass	Chk Pass	Chk Pass
High Limit									
Low Limit									

Elem	Na5895	Ni2316	P_1782	Pb2203	S_1820	Sb2068	Se1960	Si2881	SiO2
Line	589.592 { 57}	231.604 {446}	178.284 {489}	220.353 {453}	182.034 {485}	206.833 {463}	196.090 {472}	288.158 {117}	288.158 {117}2
Units	ppm	ppm	ppm	ppm	ppm	ppm	ppm	ppm	ppm
Avg	**.17816**	**.03311**	**.25276**	**.50253**	**.33064**	**.00178**	**.00830**	**2.0917**	**4.4763**
Stddev	.01491	.00016	.00512	.00726	.00764	.00130	.00335	.0089	.0190
%RSD	8.3696	.49346	2.0262	1.4447	2.3106	72.867	40.375	.42486	.42486
#1	.16761	.03300	.24914	.49740	.32523	.00270	.01068	2.0855	4.4629
#2	.18870	.03323	.25638	.50767	.33604	.00086	.00593	2.0980	4.4898
Check ?	Chk Pass	Chk Pass	Chk Pass	Chk Pass	Chk Pass	Chk Pass	Chk Pass	Chk Pass	Chk Pass
High Limit									
Low Limit									

Elem	Sn1899	Sr4077	Th2837	Ti3349	Tl1908	U_3701	V_2924	Zn2062	Zr3391
Line	189.989 {477}	407.771 { 83}	283.730 {119}	334.904 {101}	190.856 {477}	370.152 { 91}	292.402 {115}	206.200 {163}	339.198 { 99}
Units	ppm	ppm	ppm	ppm	ppm	ppm	ppm	ppm	ppm
Avg	**.00673**	**.00919**	**.00319**	**.22672**	**-.00004**	W **-.06911**	**.02059**	**.39650**	**.00729**
Stddev	.00060	.00025	.00087	.00066	.00350	.02652	.00049	.00835	.00373
%RSD	8.9452	2.7543	27.277	.28962	8432.6	38.381	2.3735	2.1063	51.190
#1	.00630	.00937	.00257	.22719	-.00252	-.05035	.02024	.40241	.00992
#2	.00715	.00901	.00380	.22626	.00244	-.08786	.02094	.39059	.00465
Check ?	Chk Pass	Chk Pass	Chk Pass	Chk Pass	Chk Pass	Chk Warn	Chk Pass	Chk Pass	Chk Pass
High Limit						45.000			
Low Limit						-.05000			

Int. Std.	Y_2243	Y_3600	Y_3774
Line	224.306 {450}	360.073 { 94}	377.433 { 89}
Units	Cts/S	Cts/S	Cts/S
Avg	**2655.6**	**41213.**	**2321.9**
Stddev	17.7	42.	4.0
%RSD	.66574	.10291	.17128
#1	2668.1	41243.	2324.7
#2	2643.1	41183.	2319.0

Sample Name: 280-82954-A-12-A Acquired: 5/18/2016 18:49:55 Type: Unk
Method: 6500_025(v6) Mode: CONC Corr. Factor: 1.000000
User: CRHOADES Prep Date: Custom ID2: Custom ID3:
Comment: 325403 SOIL 6010C (Cu) Q4

Elem	Ag3280	Al3092	As1890	B_2089	Ba4554	Be3130	Bi2230	Ca3179	Cd2288
Line	328.068 {103}	309.271 {109}	189.042 {478}	208.959 {461}	455.403 { 74}	313.042 {108}	223.061 {451}	317.933 {106}	228.802 {447}
Units	ppm	ppm	ppm	ppm	ppm	ppm	ppm	ppm	ppm
Avg	**-.00041**	**22.273**	**.00333**	**.01420**	**.10015**	**.00021**	**.00067**	**.62097**	**.00507**
Stddev	.00073	.323	.00572	.00038	.00102	.00011	.00010	.01296	.00060
%RSD	175.69	1.4493	171.93	2.7002	1.0167	54.582	14.523	2.0872	11.895
#1	-.00093	22.045	-.00072	.01447	.09943	.00013	.00060	.61181	.00549
#2	.00010	22.502	.00738	.01393	.10087	.00029	.00074	.63013	.00464
Check ?	Chk Pass	Chk Pass	Chk Pass	Chk Pass	Chk Pass	Chk Pass	Chk Pass	Chk Pass	Chk Pass
High Limit									
Low Limit									

Elem	Co2286	Cr2055	Cu3247	Fe2599	K_7664	Li6707	Mg2790	Mn2576	Mo2020
Line	228.616 {447}	205.560 {464}	324.754 {104}	259.940 {130}	766.490 { 44}	670.784 { 50}	279.079 {121}2	257.610 {131}	202.030 {467}
Units	ppm	ppm	ppm	ppm	ppm	ppm	ppm	ppm	ppm
Avg	**.00087**	**.01655**	**.15593**	**10.271**	**.42963**	**.01252**	**.78825**	**.08414**	**.00045**
Stddev	.00002	.00007	.00046	.043	.06066	.00058	.00826	.00020	.00050
%RSD	2.0108	.43316	.29568	.42033	14.119	4.6160	1.0481	.23693	111.06
#1	.00088	.01660	.15561	10.240	.47252	.01293	.78241	.08400	.00080
#2	.00086	.01650	.15626	10.301	.38674	.01211	.79409	.08428	.00010
Check ?	Chk Pass	Chk Pass	Chk Pass	Chk Pass	Chk Pass	Chk Pass	Chk Pass	Chk Pass	Chk Pass
High Limit									
Low Limit									

Elem	Na5895	Ni2316	P_1782	Pb2203	S_1820	Sb2068	Se1960	Si2881	SiO2
Line	589.592 { 57}	231.604 {446}	178.284 {489}	220.353 {453}	182.034 {485}	206.833 {463}	196.090 {472}	288.158 {117}	288.158 {117}2
Units	ppm	ppm	ppm	ppm	ppm	ppm	ppm	ppm	ppm
Avg	**.18688**	**.01042**	**.24014**	**.18276**	**.24080**	**.00295**	**.00364**	**2.8093**	**6.0119**
Stddev	.00423	.00024	.00107	.00253	.00041	.00220	.00572	.0215	.0460
%RSD	2.2661	2.2847	.44648	1.3860	.17128	74.531	157.11	.76572	.76572
#1	.18388	.01059	.24090	.18097	.24109	.00140	.00769	2.8245	6.0445
#2	.18987	.01025	.23939	.18455	.24051	.00451	-.00040	2.7941	5.9794
Check ?	Chk Pass	Chk Pass	Chk Pass	Chk Pass	Chk Pass	Chk Pass	Chk Pass	Chk Pass	Chk Pass
High Limit									
Low Limit									

Elem	Sn1899	Sr4077	Th2837	Ti3349	Tl1908	U_3701	V_2924	Zn2062	Zr3391
Line	189.989 {477}	407.771 { 83}	283.730 {119}	334.904 {101}	190.856 {477}	370.152 { 91}	292.402 {115}	206.200 {163}	339.198 { 99}
Units	ppm	ppm	ppm	ppm	ppm	ppm	ppm	ppm	ppm
Avg	**.00455**	**.00691**	**.00245**	**.24323**	**-.00401**	**-.01012**	**.02480**	**.26452**	**.01033**
Stddev	.00194	.00017	.00473	.00675	.00072	.02877	.00025	.00478	.00395
%RSD	42.555	2.4258	192.74	2.7748	18.057	284.36	1.0150	1.8058	38.301
#1	.00318	.00679	.00580	.23845	-.00452	-.03046	.02462	.26115	.01312
#2	.00592	.00703	-.00089	.24800	-.00350	.01023	.02498	.26790	.00753
Check ?	Chk Pass	Chk Pass	Chk Pass	Chk Pass	Chk Pass	Chk Pass	Chk Pass	Chk Pass	Chk Pass
High Limit									
Low Limit									

Int. Std.	Y_2243	Y_3600	Y_3774
Line	224.306 {450}	360.073 { 94}	377.433 { 89}
Units	Cts/S	Cts/S	Cts/S
Avg	**2617.4**	**40695.**	**2101.9**
Stddev	21.9	466.	53.2
%RSD	.83793	1.1439	2.5329
#1	2632.9	40366.	2139.6
#2	2601.9	41024.	2064.3

Sample Name: CCVH-3894253 Acquired: 5/18/2016 18:52:33 Type: QC
Method: 6500_025(v6) Mode: CONC Corr. Factor: 1.000000
User: CRHOADES Prep Date: Custom ID2: Custom ID3:
Comment:

Elem	Ag3280	Al3092	As1890	B_2089	Ba4554	Be3130	Bi2230	Ca3179	Cd2288	Co2286	Cr2055
Units	ppm	ppm	ppm	ppm	ppm	ppm	ppm	ppm	ppm	ppm	ppm
Avg	**-.00087**	**51.277**	**-.00372**	**.00039**	**-.00033**	**.00043**	W **1.0728**	**-.01635**	**-.00046**	**-.00126**	**.00035**
Stddev	.00047	1.810	.00110	.00000	.00091	.00020	.0159	.00256	.00011	.00022	.00007
%RSD	53.779	3.5295	29.688	.66347	275.14	45.619	1.4801	15.626	24.922	17.711	18.940
#1	-.00054	52.557	-.00450	.00040	.00031	.00029	1.0615	-.01454	-.00038	-.00142	.00040
#2	-.00119	49.998	-.00294	.00039	-.00097	.00057	1.0840	-.01816	-.00054	-.00110	.00030
Check ?	None	Chk Pass	None	None	None	None	Chk Warn	None	None	None	None
Value							1.0000				
Range							5.0000%				

Elem	Cu3247	Fe2714	K_7664	Li6707	Mg2790	Mn2576	Mo2020	Na8183	Ni2316	P_1782	Pb2203
Units	ppm	ppm	ppm	ppm	ppm	ppm	ppm	ppm	ppm	ppm	ppm
Avg	**-.00010**	**49.167**	**.04566**	**.00276**	**.02621**	**-.00016**	**-.00217**	**251.11**	**.00190**	**.00230**	**-.00046**
Stddev	.00066	1.213	.10243	.00046	.00138	.00006	.00058	4.72	.00032	.00341	.00006
%RSD	685.72	2.4671	224.34	16.736	5.2605	39.254	26.984	1.8798	16.606	148.64	11.949
#1	-.00056	50.025	-.02677	.00244	.02524	-.00021	-.00258	254.45	.00168	-.00012	-.00043
#2	.00037	48.309	.11809	.00309	.02719	-.00012	-.00175	247.78	.00213	.00471	-.00050
Check ?	None	Chk Pass	None	None	None	None	None	Chk Pass	None	None	None
Value											
Range											

Elem	S_1820	Sb2068	Se1960	Si2881	SiO2	Sn1899	Sr4077	Th2837	Ti3349	Tl1908	U_3701
Units	ppm	ppm	ppm	ppm	ppm	ppm	ppm	ppm	ppm	ppm	ppm
Avg	**5.1649**	**-.01366**	**.00391**	**-.01872**	**-.04006**	**.00032**	**.00033**	W **4.6871**	**.00567**	**-.00481**	W **10.615**
Stddev	.1510	.00388	.00358	.01190	.02546	.00081	.00012	.0013	.00067	.00363	.013
%RSD	2.9230	28.411	91.705	63.549	63.549	253.05	36.286	.02856	11.853	75.477	.12710
#1	5.0582	-.01092	.00137	-.01031	-.02206	.00089	.00041	4.6862	.00615	-.00737	10.624
#2	5.2717	-.01641	.00644	-.02713	-.05806	-.00025	.00024	4.6881	.00520	-.00224	10.605
Check ?	Chk Pass	None	None	None	None	None	None	Chk Warn	None	None	Chk Warn
Value								5.0000			10.000
Range								-5.0000%			5.0000%

Elem	V_2924	Zn2062	Zr3391
Units	ppm	ppm	ppm
Avg	**.00953**	**.00027**	**.05461**
Stddev	.00023	.00075	.00735
%RSD	2.3982	278.32	13.464
#1	.00969	-.00026	.04941
#2	.00937	.00079	.05981
Check ?	None	None	None
Value			
Range			

Int. Std.	Y_2243	Y_3600	Y_3774
Units	Cts/S	Cts/S	Cts/S
Avg	**2522.7**	**38702.**	**2101.0**
Stddev	47.3	126.	96.6
%RSD	1.8747	.32622	4.5995
#1	2556.2	38791.	2032.7
#2	2489.3	38612.	2169.4

Sample Name: CCV-3894251 Acquired: 5/18/2016 18:55:09 Type: QC
Method: 6500_025(v6) Mode: CONC Corr. Factor: 1.000000
User: CRHOADES Prep Date: Custom ID2: Custom ID3:
Comment:

Elem	Ag3280	Al1670	As1890	B_2089	Ba4554	Be3130	Bi2230	Ca3179	Cd2288	Co2286	Cr2055	Cu3247	Fe2599
Units	ppm	ppm	ppm	ppm	ppm	ppm	ppm	ppm	ppm	ppm	ppm	ppm	ppm
Avg	**.48613**	**.53535**	**1.0325**	**.48173**	**.50353**	**.46717**	**.00155**	**4.9478**	**.49339**	**.49680**	**.49882**	**.50986**	**2.4331**
Stddev	.00032	.00049	.0075	.00135	.01047	.00367	.00298	.0456	.00144	.00008	.00081	.00277	.0282
%RSD	.06625	.09161	.72167	.28038	2.0792	.78658	192.18	.92105	.29281	.01565	.16256	.54260	1.1577
#1	.48590	.53570	1.0377	.48269	.49613	.46457	.00365	4.9156	.49441	.49685	.49824	.51182	2.4131
#2	.48636	.53501	1.0272	.48078	.51093	.46977	-.00056	4.9800	.49237	.49674	.49939	.50791	2.4530
Check ?	Chk Pass	Chk Pass	Chk Pass	Chk Pass	Chk Pass	Chk Pass	None	Chk Pass	Chk Pass	Chk Pass	Chk Pass	Chk Pass	Chk Pass
Value													
Range													

Elem	K_7664	Li6707	Mg2790	Mn2576	Mo2020	Na5895	Ni2316	P_1782	Pb2203	S_1820	Sb2068	Se1960	Si2881
Units	ppm	ppm	ppm	ppm	ppm	ppm	ppm	ppm	ppm	ppm	ppm	ppm	ppm
Avg	**48.867**	**.98102**	**19.023**	**.47130**	**.50367**	**5.0802**	**.48697**	**.96172**	**1.0008**	**.03068**	**.97823**	**1.0393**	**4.8521**
Stddev	.975	.00057	.008	.00025	.00320	.0425	.00173	.00094	.0009	.00102	.00192	.0039	.0024
%RSD	1.9953	.05792	.04255	.05351	.63572	.83691	.35462	.09808	.08642	3.3159	.19585	.37783	.04851
#1	48.177	.98062	19.017	.47112	.50593	5.1102	.48819	.96239	1.0014	.02997	.97959	1.0421	4.8504
#2	49.556	.98142	19.029	.47148	.50140	5.0501	.48575	.96105	1.0002	.03140	.97688	1.0365	4.8537
Check ?	Chk Pass	Chk Pass	Chk Pass	Chk Pass	Chk Pass	Chk Pass	Chk Pass	Chk Pass	Chk Pass	None	Chk Pass	Chk Pass	Chk Pass
Value													
Range													

Elem	SiO2	Sn1899	Sr4077	Th2837	Ti3349	Tl1908	U_3701	V_2924	Zn2062	Zr3391
Units	ppm	ppm	ppm	ppm	ppm	ppm	ppm	ppm	ppm	ppm
Avg	**10.383**	**1.0054**	**.47894**	**-.00059**	**.46699**	**1.0535**	**.03775**	**.48284**	**.46830**	**.51217**
Stddev	.005	.0022	.00907	.00149	.00084	.0059	.01634	.00613	.00996	.00496
%RSD	.04851	.21735	1.8935	251.79	.17888	.56184	43.277	1.2705	2.1262	.96909
#1	10.380	1.0039	.47253	.00046	.46758	1.0577	.02620	.48718	.47534	.50866
#2	10.387	1.0070	.48535	-.00164	.46640	1.0493	.04930	.47850	.46126	.51568
Check ?	Chk Pass	Chk Pass	Chk Pass	None	Chk Pass	Chk Pass	None	Chk Pass	Chk Pass	Chk Pass
Value										
Range										

Int. Std.	Y_2243	Y_3600	Y_3774
Units	Cts/S	Cts/S	Cts/S
Avg	**2579.3**	**39041.**	**2056.5**
Stddev	7.7	57.	66.4
%RSD	.30037	.14679	3.2304
#1	2573.8	39081.	2103.5
#2	2584.8	39000.	2009.5

Sample Name: CCB Acquired: 5/18/2016 18:57:41 Type: QC
Method: 6500_025(v6) Mode: CONC Corr. Factor: 1.000000
User: CRHOADES Prep Date: Custom ID2: Custom ID3:
Comment:

Elem	Ag3280	Al1670	As1890	B_2089	Ba4554	Be3130	Bi2230	Ca3179	Cd2288	Co2286	Cr2055
Units	ppm	ppm	ppm	ppm	ppm	ppm	ppm	ppm	ppm	ppm	ppm
Avg	**-.00053**	**.00020**	**.00335**	**.00099**	**-.00076**	**.00011**	**.00449**	**-.02461**	**-.00040**	**-.00032**	**-.00010**
Stddev	.00016	.00034	.00008	.00074	.00096	.00024	.00635	.00424	.00010	.00027	.00035
%RSD	31.014	165.65	2.3090	74.403	125.07	227.03	141.37	17.239	24.327	86.595	345.35
#1	-.00065	-.00003	.00329	.00152	-.00144	.00028	.00000	-.02161	-.00047	-.00012	.00015
#2	-.00042	.00044	.00340	.00047	-.00009	-.00006	.00899	-.02761	-.00033	-.00051	-.00035
Check ?	Chk Pass	Chk Pass	Chk Pass	Chk Pass	Chk Pass	Chk Pass	Chk Pass	Chk Pass	Chk Pass	Chk Pass	Chk Pass
High Limit											
Low Limit											

Elem	Cu3247	Fe2599	K_7664	Li6707	Mg2790	Mn2576	Mo2020	Na5895	Ni2316	P_1782	Pb2203
Units	ppm	ppm	ppm	ppm	ppm	ppm	ppm	ppm	ppm	ppm	ppm
Avg	**-.00111**	**-.00310**	**.04286**	**.00406**	**-.00007**	**-.00001**	**.00201**	**.11562**	**.00006**	**.00028**	**.00115**
Stddev	.00038	.00247	.01272	.00020	.00534	.00008	.00056	.00224	.00015	.00331	.00134
%RSD	34.123	79.665	29.671	4.8915	7408.3	963.37	28.031	1.9392	233.21	1194.1	116.64
#1	-.00084	-.00135	.05185	.00392	.00371	.00005	.00161	.11720	-.00004	.00262	.00210
#2	-.00138	-.00485	.03387	.00420	-.00385	-.00007	.00241	.11403	.00017	-.00206	.00020
Check ?	Chk Pass	Chk Pass	Chk Pass	Chk Pass	Chk Pass	Chk Pass	Chk Pass	Chk Pass	Chk Pass	Chk Pass	Chk Pass
High Limit											
Low Limit											

Elem	S_1820	Sb2068	Se1960	Si2881	SiO2	Sn1899	Sr4077	Th2837	Ti3349	Tl1908	U_3701
Units	ppm	ppm	ppm	ppm	ppm	ppm	ppm	ppm	ppm	ppm	ppm
Avg	**.02839**	W **.00507**	W **.00947**	**.03304**	**.07071**	**.00110**	**.00007**	**.00054**	**-.00061**	**.00136**	**-.02344**
Stddev	.00151	.00316	.00047	.02442	.05227	.00032	.00025	.00042	.00087	.00178	.04443
%RSD	5.3154	62.232	5.0145	73.918	73.918	29.366	380.63	76.948	143.14	131.39	189.57
#1	.02946	.00730	.00981	.05031	.10767	.00087	.00025	.00025	.00001	.00010	-.05485
#2	.02733	.00284	.00913	.01577	.03375	.00133	-.00011	.00084	-.00123	.00262	.00798
Check ?	Chk Pass	Chk Warn	Chk Warn	Chk Pass	Chk Pass	Chk Pass	Chk Pass	Chk Pass	Chk Pass	Chk Pass	Chk Pass
High Limit		.00100	.00750								
Low Limit		-.00100	-.01500								

Elem	V_2924	Zn2062	Zr3391
Units	ppm	ppm	ppm
Avg	**.00089**	**-.00090**	**-.00247**
Stddev	.00063	.00034	.00204
%RSD	70.510	37.578	82.449
#1	.00045	-.00066	-.00392
#2	.00133	-.00113	-.00103
Check ?	Chk Pass	Chk Pass	Chk Pass
High Limit			
Low Limit			

Int. Std.	Y_2243	Y_3600	Y_3774
Units	Cts/S	Cts/S	Cts/S
Avg	**2561.5**	**39806.**	**2060.8**
Stddev	.9	362.	.1
%RSD	.03545	.90919	.00407
#1	2560.9	39550.	2060.8
#2	2562.2	40062.	2060.7

Sample Name: CCVL-3897520 Acquired: 5/18/2016 19:00:03 Type: QC
Method: 6500_025(v6) Mode: CONC Corr. Factor: 1.000000
User: CRHOADES Prep Date: Custom ID2: Custom ID3:
Comment:

Elem	Ag3280	Al1670	As1890	B_2089	Ba4554	Be3130	Bi2230	Ca3179	Cd2288	Co2286	Cr2055	Cu3247	Fe2599	K_7664
Units	ppm	ppm	ppm	ppm	ppm	ppm	ppm	ppm	ppm	ppm	ppm	ppm	ppm	ppm
Avg	**.00966**	**.11085**	**.01242**	**.09324**	**.00932**	**.00108**	**.11451**	**.18577**	**.00444**	**.00954**	**.01024**	**.01438**	**.10388**	**2.9509**
Stddev	.00024	.00044	.00610	.00074	.00000	.00023	.00321	.01205	.00039	.00004	.00008	.00057	.00063	.0994
%RSD	2.4472	.39475	49.090	.79509	.04131	20.793	2.7993	6.4852	8.8375	.43080	.77562	3.9769	.60887	3.3701
#1	.00949	.11116	.01673	.09271	.00932	.00124	.11678	.17725	.00472	.00951	.01019	.01479	.10433	2.8806
#2	.00982	.11054	.00811	.09376	.00932	.00092	.11224	.19429	.00416	.00957	.01030	.01398	.10343	3.0213
Check ?	Chk Pass	Chk Pass	Chk Pass	Chk Pass	Chk Pass	Chk Pass	Chk Pass	Chk Pass	Chk Pass	Chk Pass	Chk Pass	Chk Pass	Chk Pass	Chk Pass
Value														
Range														

Elem	Li6707	Mg2790	Mn2576	Mo2020	Na5895	Ni2316	P_1782	Pb2203	S_1820	Sb2068	Se1960	Si2881	SiO2	Sn1899
Units	ppm	ppm	ppm	ppm	ppm	ppm	ppm	ppm	ppm	ppm	ppm	ppm	ppm	ppm
Avg	**.00745**	**.20094**	**.00975**	**.01943**	**1.1173**	**.03855**	**2.7664**	**.00893**	**.03016**	**.02299**	**.01745**	**.51129**	**1.0942**	**.10005**
Stddev	.00325	.00168	.00015	.00063	.0023	.00062	.0059	.00143	.00206	.00550	.00572	.03275	.0701	.00080
%RSD	43.638	.83549	1.5351	3.2447	.20689	1.6085	.21291	16.041	6.8244	23.915	32.754	6.4062	6.4062	.79769
#1	.00515	.19975	.00964	.01899	1.1189	.03898	2.7623	.00791	.03162	.01910	.01341	.53445	1.1437	.09949
#2	.00974	.20213	.00985	.01988	1.1156	.03811	2.7706	.00994	.02870	.02688	.02149	.48813	1.0446	.10062
Check ?	Chk Pass	Chk Pass	Chk Pass	Chk Pass	Chk Pass	Chk Pass	Chk Pass	Chk Pass	None	Chk Pass	Chk Pass	Chk Pass	Chk Pass	Chk Pass
Value														
Range														

Elem	Sr4077	Th2837	Ti3349	Tl1908	U_3701	V_2924	Zn2062	Zr3391
Units	ppm	ppm	ppm	ppm	ppm	ppm	ppm	ppm
Avg	**.00977**	**.01268**	**.00864**	**.01311**	**.05343**	**.01041**	**.01782**	**.01673**
Stddev	.00007	.00220	.00011	.00422	.00849	.00062	.00019	.00083
%RSD	.75522	17.325	1.2340	32.195	15.883	5.9477	1.0861	4.9837
#1	.00982	.01113	.00872	.01013	.05943	.00997	.01769	.01614
#2	.00972	.01423	.00857	.01610	.04743	.01085	.01796	.01732
Check ?	Chk Pass	Chk Pass	Chk Pass	Chk Pass	Chk Pass	Chk Pass	Chk Pass	Chk Pass
Value								
Range								

Int. Std.	Y_2243	Y_3600	Y_3774
Units	Cts/S	Cts/S	Cts/S
Avg	**2546.9**	**39746.**	**2074.8**
Stddev	20.2	122.	18.0
%RSD	.79407	.30726	.86896
#1	2561.3	39832.	2087.5
#2	2532.6	39659.	2062.0

Sample Name: 280-82954-A-20-A Acquired: 5/18/2016 19:02:45 Type: Unk
Method: 6500_025(v6) Mode: CONC Corr. Factor: 1.000000
User: CRHOADES Prep Date: Custom ID2: Custom ID3:
Comment: 325403 SOIL 6010C (Cu) Q4

Elem	Ag3280	Al3092	As1890	B_2089	Ba4554	Be3130	Bi2230	Ca3179	Cd2288
Line	328.068 {103}	309.271 {109}	189.042 {478}	208.959 {461}	455.403 { 74}	313.042 {108}	223.061 {451}	317.933 {106}	228.802 {447}
Units	ppm	ppm	ppm	ppm	ppm	ppm	ppm	ppm	ppm
Avg	**.00005**	**20.120**	**-.00155**	**.00229**	**.07117**	**.00040**	**.00124**	**.68528**	**.00430**
Stddev	.00047	.113	.00084	.00117	.00022	.00000	.00030	.00890	.00015
%RSD	921.82	.56149	54.070	51.070	.31010	.81405	24.596	1.2988	3.5807
#1	.00038	20.200	-.00096	.00146	.07133	.00040	.00145	.69157	.00441
#2	-.00028	20.040	-.00214	.00312	.07102	.00040	.00102	.67898	.00419
Check ?	Chk Pass	Chk Pass	Chk Pass	Chk Pass	Chk Pass	Chk Pass	Chk Pass	Chk Pass	Chk Pass
High Limit									
Low Limit									

Elem	Co2286	Cr2055	Cu3247	Fe2599	K_7664	Li6707	Mg2790	Mn2576	Mo2020
Line	228.616 {447}	205.560 {464}	324.754 {104}	259.940 {130}	766.490 { 44}	670.784 { 50}	279.079 {121}2	257.610 {131}	202.030 {467}
Units	ppm	ppm	ppm	ppm	ppm	ppm	ppm	ppm	ppm
Avg	**.00061**	**.01864**	**.38081**	**11.111**	**.30981**	**.00996**	**.58643**	**.12917**	**.00180**
Stddev	.00019	.00004	.00141	.119	.13763	.00346	.00437	.00011	.00006
%RSD	31.118	.19163	.37089	1.0751	44.422	34.751	.74539	.08341	3.0873
#1	.00075	.01867	.37981	11.196	.21250	.00752	.58952	.12925	.00176
#2	.00048	.01862	.38181	11.027	.40713	.01241	.58334	.12909	.00184
Check ?	Chk Pass	Chk Pass	Chk Pass	Chk Pass	Chk Pass	Chk Pass	Chk Pass	Chk Pass	Chk Pass
High Limit									
Low Limit									

Elem	Na5895	Ni2316	P_1782	Pb2203	S_1820	Sb2068	Se1960	Si2881	SiO2
Line	589.592 { 57}	231.604 {446}	178.284 {489}	220.353 {453}	182.034 {485}	206.833 {463}	196.090 {472}	288.158 {117}	288.158 {117}2
Units	ppm	ppm	ppm	ppm	ppm	ppm	ppm	ppm	ppm
Avg	**.17105**	**.02091**	**.27353**	**.30095**	**.31746**	**.00257**	**.00526**	**2.3915**	**5.1178**
Stddev	.02168	.00082	.00506	.00568	.00185	.00410	.00316	.0342	.0732
%RSD	12.674	3.9400	1.8516	1.8862	.58319	159.33	60.119	1.4309	1.4309
#1	.15572	.02149	.27711	.30497	.31615	.00547	.00302	2.4157	5.1696
#2	.18638	.02033	.26995	.29694	.31877	-.00033	.00749	2.3673	5.0661
Check ?	Chk Pass	Chk Pass	Chk Pass	Chk Pass	Chk Pass	Chk Pass	Chk Pass	Chk Pass	Chk Pass
High Limit									
Low Limit									

Elem	Sn1899	Sr4077	Th2837	Ti3349	Tl1908	U_3701	V_2924	Zn2062	Zr3391
Line	189.989 {477}	407.771 { 83}	283.730 {119}	334.904 {101}	190.856 {477}	370.152 { 91}	292.402 {115}	206.200 {163}	339.198 { 99}
Units	ppm	ppm	ppm	ppm	ppm	ppm	ppm	ppm	ppm
Avg	**.01822**	**.00621**	**.00458**	**.25430**	**-.00207**	**.04667**	**.02470**	**.63955**	**.00846**
Stddev	.00044	.00013	.00277	.00176	.00278	.00111	.00032	.00323	.00268
%RSD	2.4163	2.1407	60.572	.69116	134.27	2.3678	1.3135	.50487	31.648
#1	.01791	.00630	.00262	.25305	-.00404	.04745	.02493	.63727	.00657
#2	.01854	.00611	.00654	.25554	-.00010	.04589	.02447	.64183	.01036
Check ?	Chk Pass	Chk Pass	Chk Pass	Chk Pass	Chk Pass	Chk Pass	Chk Pass	Chk Pass	Chk Pass
High Limit									
Low Limit									

Int. Std.	Y_2243	Y_3600	Y_3774
Line	224.306 {450}	360.073 { 94}	377.433 { 89}
Units	Cts/S	Cts/S	Cts/S
Avg	**2641.8**	**40737.**	**2226.8**
Stddev	87.8	136.	25.9
%RSD	3.3246	.33374	1.1636
#1	2579.6	40641.	2208.5
#2	2703.9	40833.	2245.2

Sample Name: 280-82954-A-21-A Acquired: 5/18/2016 19:05:22 Type: Unk
Method: 6500_025(v6) Mode: CONC Corr. Factor: 1.000000
User: CRHOADES Prep Date: Custom ID2: Custom ID3:
Comment: 325403 SOIL 6010C (Cu) Q4

Elem	Ag3280	Al3092	As1890	B_2089	Ba4554	Be3130	Bi2230	Ca3179	Cd2288
Line	328.068 {103}	309.271 {109}	189.042 {478}	208.959 {461}	455.403 { 74}	313.042 {108}	223.061 {451}	317.933 {106}	228.802 {447}
Units	ppm	ppm	ppm	ppm	ppm	ppm	ppm	ppm	ppm
Avg	**-.00027**	**18.769**	**.00148**	**.00113**	**.07015**	**.00017**	**.00363**	**.43308**	**.00441**
Stddev	.00047	.384	.00012	.00008	.00195	.00010	.00028	.01035	.00015
%RSD	177.72	2.0444	8.0635	7.2308	2.7852	56.110	7.8173	2.3901	3.3400
#1	.00007	19.040	.00139	.00119	.07153	.00024	.00343	.42576	.00451
#2	-.00060	18.498	.00156	.00107	.06877	.00010	.00383	.44040	.00431
Check ?	Chk Pass	Chk Pass	Chk Pass	Chk Pass	Chk Pass	Chk Pass	Chk Pass	Chk Pass	Chk Pass
High Limit									
Low Limit									

Elem	Co2286	Cr2055	Cu3247	Fe2599	K_7664	Li6707	Mg2790	Mn2576	Mo2020
Line	228.616 {447}	205.560 {464}	324.754 {104}	259.940 {130}	766.490 { 44}	670.784 { 50}	279.079 {121}2	257.610 {131}	202.030 {467}
Units	ppm	ppm	ppm	ppm	ppm	ppm	ppm	ppm	ppm
Avg	**.00064**	**.02179**	**.54106**	**10.569**	**.29799**	**.00810**	**.48002**	**.06405**	**.00160**
Stddev	.00001	.00008	.00085	.014	.07918	.00228	.00668	.00029	.00027
%RSD	1.5181	.37488	.15627	.13078	26.573	28.124	1.3925	.44638	16.798
#1	.00063	.02185	.54046	10.579	.24200	.00972	.47529	.06426	.00141
#2	.00065	.02173	.54166	10.560	.35398	.00649	.48474	.06385	.00179
Check ?	Chk Pass	Chk Pass	Chk Pass	Chk Pass	Chk Pass	Chk Pass	Chk Pass	Chk Pass	Chk Pass
High Limit									
Low Limit									

Elem	Na5895	Ni2316	P_1782	Pb2203	S_1820	Sb2068	Se1960	Si2881	SiO2
Line	589.592 { 57}	231.604 {446}	178.284 {489}	220.353 {453}	182.034 {485}	206.833 {463}	196.090 {472}	288.158 {117}	288.158 {117}2
Units	ppm	ppm	ppm	ppm	ppm	ppm	ppm	ppm	ppm
Avg	**.16212**	**.02792**	**.24381**	**.56894**	**.33246**	**.00866**	**.00617**	**2.6002**	**5.5644**
Stddev	.02197	.00038	.00179	.00344	.00208	.00470	.00582	.0027	.0059
%RSD	13.550	1.3743	.73236	.60386	.62443	54.277	94.376	.10589	.10589
#1	.17765	.02820	.24507	.57137	.33392	.00533	.00205	2.6021	5.5685
#2	.14658	.02765	.24254	.56651	.33099	.01198	.01029	2.5982	5.5602
Check ?	Chk Pass	Chk Pass	Chk Pass	Chk Pass	Chk Pass	Chk Pass	Chk Pass	Chk Pass	Chk Pass
High Limit									
Low Limit									

Elem	Sn1899	Sr4077	Th2837	Ti3349	Tl1908	U_3701	V_2924	Zn2062	Zr3391
Line	189.989 {477}	407.771 { 83}	283.730 {119}	334.904 {101}	190.856 {477}	370.152 { 91}	292.402 {115}	206.200 {163}	339.198 { 99}
Units	ppm	ppm	ppm	ppm	ppm	ppm	ppm	ppm	ppm
Avg	**.00735**	**.00889**	**.00432**	**.24064**	**-.00325**	**.02982**	**.02060**	**.41700**	**.01095**
Stddev	.00080	.00007	.00019	.00404	.00085	.00067	.00019	.00485	.00360
%RSD	10.879	.78748	4.2923	1.6780	26.101	2.2389	.94498	1.1638	32.897
#1	.00791	.00884	.00419	.24350	-.00265	.02934	.02074	.42044	.00840
#2	.00678	.00894	.00445	.23778	-.00384	.03029	.02046	.41357	.01349
Check ?	Chk Pass	Chk Pass	Chk Pass	Chk Pass	Chk Pass	Chk Pass	Chk Pass	Chk Pass	Chk Pass
High Limit									
Low Limit									

Int. Std.	Y_2243	Y_3600	Y_3774
Line	224.306 {450}	360.073 { 94}	377.433 { 89}
Units	Cts/S	Cts/S	Cts/S
Avg	**2610.6**	**39958.**	**2135.2**
Stddev	60.3	256.	5.3
%RSD	2.3082	.63971	.24731
#1	2568.0	40139.	2138.9
#2	2653.2	39778.	2131.4

Sample Name: 280-82954-A-5-A Acquired: 5/18/2016 19:07:59 Type: Unk
Method: 6500_025(v6) Mode: CONC Corr. Factor: 1.000000
User: CRHOADES Prep Date: Custom ID2: Custom ID3:
Comment: 325403 SOIL 6010C (Cu) Q4

Elem	Ag3280	Al3092	As1890	B_2089	Ba4554	Be3130	Bi2230	Ca3179	Cd2288
Line	328.068 {103}	309.271 {109}	189.042 {478}	208.959 {461}	455.403 { 74}	313.042 {108}	223.061 {451}	317.933 {106}	228.802 {447}
Units	ppm	ppm	ppm	ppm	ppm	ppm	ppm	ppm	ppm
Avg	**-.00095**	**18.223**	**.00882**	**.00121**	**.06310**	**.00015**	**-.00044**	**.88995**	**.00490**
Stddev	.00030	.487	.00742	.00029	.00331	.00001	.00073	.03042	.00001
%RSD	31.181	2.6699	84.165	23.942	5.2398	4.4403	168.74	3.4179	.14853
#1	-.00074	18.567	.01406	.00142	.06544	.00016	-.00095	.91146	.00491
#2	-.00116	17.879	.00357	.00101	.06076	.00015	.00008	.86844	.00490
Check ?	Chk Pass	Chk Pass	Chk Pass	Chk Pass	Chk Pass	Chk Pass	Chk Pass	Chk Pass	Chk Pass
High Limit									
Low Limit									

Elem	Co2286	Cr2055	Cu3247	Fe2599	K_7664	Li6707	Mg2790	Mn2576	Mo2020
Line	228.616 {447}	205.560 {464}	324.754 {104}	259.940 {130}	766.490 { 44}	670.784 { 50}	279.079 {121}2	257.610 {131}	202.030 {467}
Units	ppm	ppm	ppm	ppm	ppm	ppm	ppm	ppm	ppm
Avg	**.00112**	**.02033**	**.27301**	**10.074**	**.26608**	**.00932**	**.50886**	**.05344**	**.00059**
Stddev	.00050	.00016	.00080	.261	.06138	.00138	.00266	.00029	.00022
%RSD	44.941	.80506	.29307	2.5871	23.067	14.762	.52337	.53817	37.190
#1	.00148	.02044	.27357	10.258	.22268	.00835	.50697	.05324	.00074
#2	.00077	.02021	.27244	9.8898	.30948	.01029	.51074	.05365	.00043
Check ?	Chk Pass	Chk Pass	Chk Pass	Chk Pass	Chk Pass	Chk Pass	Chk Pass	Chk Pass	Chk Pass
High Limit									
Low Limit									

Elem	Na5895	Ni2316	P_1782	Pb2203	S_1820	Sb2068	Se1960	Si2881	SiO2
Line	589.592 { 57}	231.604 {446}	178.284 {489}	220.353 {453}	182.034 {485}	206.833 {463}	196.090 {472}	288.158 {117}	288.158 {117}2
Units	ppm	ppm	ppm	ppm	ppm	ppm	ppm	ppm	ppm
Avg	**.19627**	**.00875**	**.25851**	**.29535**	**.53056**	**.00567**	**.00498**	**2.2157**	**4.7416**
Stddev	.02977	.00077	.00039	.00043	.00458	.00127	.00087	.0419	.0897
%RSD	15.166	8.8310	.15064	.14403	.86399	22.407	17.424	1.8923	1.8923
#1	.17522	.00930	.25823	.29505	.53380	.00656	.00560	2.2454	4.8051
#2	.21732	.00821	.25878	.29565	.52732	.00477	.00437	2.1861	4.6782
Check ?	Chk Pass	Chk Pass	Chk Pass	Chk Pass	Chk Pass	Chk Pass	Chk Pass	Chk Pass	Chk Pass
High Limit									
Low Limit									

Elem	Sn1899	Sr4077	Th2837	Ti3349	Tl1908	U_3701	V_2924	Zn2062	Zr3391
Line	189.989 {477}	407.771 { 83}	283.730 {119}	334.904 {101}	190.856 {477}	370.152 { 91}	292.402 {115}	206.200 {163}	339.198 { 99}
Units	ppm	ppm	ppm	ppm	ppm	ppm	ppm	ppm	ppm
Avg	**.00472**	**.00705**	**.00596**	**.17524**	**-.00406**	**-.04808**	**.01822**	**.34024**	**.01016**
Stddev	.00016	.00003	.00057	.00195	.00541	.00541	.00005	.00708	.00123
%RSD	3.3888	.37647	9.6088	1.1129	133.32	11.259	.26387	2.0807	12.071
#1	.00461	.00707	.00555	.17662	-.00788	-.05191	.01819	.34525	.00929
#2	.00484	.00704	.00636	.17386	-.00023	-.04425	.01825	.33524	.01103
Check ?	Chk Pass	Chk Pass	Chk Pass	Chk Pass	Chk Pass	Chk Pass	Chk Pass	Chk Pass	Chk Pass
High Limit									
Low Limit									

Int. Std.	Y_2243	Y_3600	Y_3774
Line	224.306 {450}	360.073 { 94}	377.433 { 89}
Units	Cts/S	Cts/S	Cts/S
Avg	**2659.1**	**40944.**	**2193.3**
Stddev	23.4	488.	90.9
%RSD	.87927	1.1914	4.1434
#1	2642.6	41288.	2129.1
#2	2675.6	40599.	2257.6

Sample Name: 280-82954-A-5-B MS Acquired: 5/18/2016 19:10:39 Type: Unk
Method: 6500_025(v6) Mode: CONC Corr. Factor: 1.000000
User: CRHOADES Prep Date: Custom ID2: Custom ID3:
Comment: 325403 SOIL 6010C (Cu) Q4

Elem	Ag3280	Al3092	As1890	B_2089	Ba4554	Be3130	Bi2230	Ca3179	Cd2288
Line	328.068 {103}	309.271 {109}	189.042 {478}	208.959 {461}	455.403 { 74}	313.042 {108}	223.061 {451}	317.933 {106}	228.802 {447}
Units	ppm	ppm	ppm	ppm	ppm	ppm	ppm	ppm	ppm
Avg	**.04644**	**26.686**	**.99941**	**.93023**	**1.9956**	**.04498**	F **2.0556**	**47.504**	**.09939**
Stddev	.00056	.483	.00810	.00479	.0339	.00097	.0082	.812	.00043
%RSD	1.2132	1.8083	.81090	.51495	1.6990	2.1510	.39683	1.7084	.42877
#1	.04684	26.344	1.0051	.93361	1.9716	.04430	2.0614	46.930	.09969
#2	.04604	27.027	.99368	.92684	2.0195	.04567	2.0499	48.078	.09909
Check ?	Chk Pass	Chk Pass	Chk Pass	Chk Pass	Chk Pass	Chk Pass	Chk Fail	Chk Pass	Chk Pass
High Limit							.10000		
Low Limit							-.10000		

Elem	Co2286	Cr2055	Cu3247	Fe2599	K_7664	Li6707	Mg2790	Mn2576	Mo2020
Line	228.616 {447}	205.560 {464}	324.754 {104}	259.940 {130}	766.490 { 44}	670.784 { 50}	279.079 {121}2	257.610 {131}	202.030 {467}
Units	ppm	ppm	ppm	ppm	ppm	ppm	ppm	ppm	ppm
Avg	**.46583**	**.21324**	**.54081**	**11.158**	**47.384**	**.93486**	**46.511**	**.49681**	**1.0064**
Stddev	.00480	.00191	.00090	.155	.608	.00350	.086	.00001	.0102
%RSD	1.0301	.89780	.16635	1.3897	1.2831	.37408	.18462	.00178	1.0177
#1	.46922	.21460	.54145	11.048	46.954	.93733	46.571	.49680	1.0136
#2	.46243	.21189	.54018	11.267	47.814	.93239	46.450	.49682	.99915
Check ?	Chk Pass	Chk Pass	Chk Pass	Chk Pass	Chk Pass	Chk Pass	Chk Pass	Chk Pass	Chk Pass
High Limit									
Low Limit									

Elem	Na8183	Ni2316	P_1782	Pb2203	S_1820	Sb2068	Se1960	Si2881	SiO2
Line	818.326 { 41}	231.604 {446}	178.284 {489}	220.353 {453}	182.034 {485}	206.833 {463}	196.090 {472}	288.158 {117}	288.158 {117}2
Units	ppm	ppm	ppm	ppm	ppm	ppm	ppm	ppm	ppm
Avg	**50.654**	**.47097**	W **9.5968**	**.82119**	**2.5154**	**.48802**	**2.0042**	**5.0942**	**10.901**
Stddev	.652	.00278	.0904	.00785	.0276	.00889	.0422	.0632	.135
%RSD	1.2876	.58942	.94240	.95542	1.0985	1.8209	2.1053	1.2400	1.2400
#1	51.116	.47294	9.6607	.82674	2.5349	.49431	2.0340	5.0495	10.806
#2	50.193	.46901	9.5328	.81564	2.4958	.48174	1.9744	5.1388	10.997
Check ?	Chk Pass	Chk Pass	Chk Warn	Chk Pass	Chk Pass	Chk Pass	Chk Pass	Chk Pass	Chk Pass
High Limit			2.0000						
Low Limit			-1.0000						

Elem	Sn1899	Sr4077	Th2837	Ti3349	Tl1908	U_3701	V_2924	Zn2062	Zr3391
Line	189.989 {477}	407.771 { 83}	283.730 {119}	334.904 {101}	190.856 {477}	370.152 { 91}	292.402 {115}	206.200 {163}	339.198 { 99}
Units	ppm	ppm	ppm	ppm	ppm	ppm	ppm	ppm	ppm
Avg	**1.9184**	**.90938**	**.90036**	**1.2251**	**1.8123**	**2.0188**	**.47979**	**.81755**	**.51087**
Stddev	.0349	.01360	.00180	.0002	.0906	.0211	.00165	.00416	.00159
%RSD	1.8170	1.4960	.19996	.01867	4.9968	1.0452	.34431	.50929	.31189
#1	1.9431	.89976	.90163	1.2253	1.8763	2.0039	.48095	.82049	.50974
#2	1.8938	.91900	.89908	1.2250	1.7483	2.0338	.47862	.81460	.51199
Check ?	Chk Pass	Chk Pass	Chk Pass	Chk Pass	Chk Pass	Chk Pass	Chk Pass	Chk Pass	Chk Pass
High Limit									
Low Limit									

Int. Std.	Y_2243	Y_3600	Y_3774
Line	224.306 {450}	360.073 { 94}	377.433 { 89}
Units	Cts/S	Cts/S	Cts/S
Avg	**2514.2**	**38866.**	**2100.1**
Stddev	8.8	171.	18.1
%RSD	.34892	.43895	.86275
#1	2520.4	38987.	2112.9
#2	2508.0	38745.	2087.3

Sample Name: 280-82954-A-5-C MSD Acquired: 5/18/2016 19:13:05 Type: Unk
Method: 6500_025(v6) Mode: CONC Corr. Factor: 1.000000
User: CRHOADES Prep Date: Custom ID2: Custom ID3:
Comment: 325403 SOIL 6010C (Cu) Q4

Elem	Ag3280	Al3092	As1890	B_2089	Ba4554	Be3130	Bi2230	Ca3179	Cd2288
Line	328.068 {103}	309.271 {109}	189.042 {478}	208.959 {461}	455.403 { 74}	313.042 {108}	223.061 {451}	317.933 {106}	228.802 {447}
Units	ppm	ppm	ppm	ppm	ppm	ppm	ppm	ppm	ppm
Avg	**.04754**	**37.653**	**1.0037**	**.93684**	**2.0985**	**.04624**	F **2.0611**	**49.133**	**.10056**
Stddev	.00072	.002	.0099	.00371	.0048	.00015	.0062	.073	.00038
%RSD	1.5079	.00471	.98568	.39583	.22833	.31496	.30132	.14824	.37543
#1	.04805	37.655	.99672	.93422	2.1019	.04634	2.0654	49.184	.10029
#2	.04703	37.652	1.0107	.93947	2.0951	.04613	2.0567	49.081	.10083
Check ?	Chk Pass	Chk Pass	Chk Pass	Chk Pass	Chk Pass	Chk Pass	Chk Fail	Chk Pass	Chk Pass
High Limit							.10000		
Low Limit							-.10000		

Elem	Co2286	Cr2055	Cu3247	Fe2599	K_7664	Li6707	Mg2790	Mn2576	Mo2020
Line	228.616 {447}	205.560 {464}	324.754 {104}	259.940 {130}	766.490 { 44}	670.784 { 50}	279.079 {121}2	257.610 {131}	202.030 {467}
Units	ppm	ppm	ppm	ppm	ppm	ppm	ppm	ppm	ppm
Avg	**.46839**	**.22315**	**.69592**	**13.728**	**49.396**	**.96476**	**47.845**	**.51105**	**1.0202**
Stddev	.00234	.00097	.00279	.036	.030	.00060	.065	.00104	.0030
%RSD	.49912	.43487	.40150	.26411	.06096	.06211	.13633	.20426	.29350
#1	.46674	.22246	.69789	13.703	49.375	.96433	47.891	.51032	1.0180
#2	.47004	.22383	.69394	13.754	49.418	.96518	47.799	.51179	1.0223
Check ?	Chk Pass	Chk Pass	Chk Pass	Chk Pass	Chk Pass	Chk Pass	Chk Pass	Chk Pass	Chk Pass
High Limit									
Low Limit									

Elem	Na8183	Ni2316	P_1782	Pb2203	S_1820	Sb2068	Se1960	Si2881	SiO2
Line	818.326 { 41}	231.604 {446}	178.284 {489}	220.353 {453}	182.034 {485}	206.833 {463}	196.090 {472}	288.158 {117}	288.158 {117}2
Units	ppm	ppm	ppm	ppm	ppm	ppm	ppm	ppm	ppm
Avg	**51.604**	**.47620**	W **9.6888**	**1.0764**	**2.5936**	**.48191**	**2.0005**	**6.3135**	**13.511**
Stddev	.564	.00139	.0247	.0019	.0012	.00590	.0082	.0466	.100
%RSD	1.0924	.29275	.25504	.17904	.04604	1.2236	.40810	.73840	.73840
#1	52.003	.47522	9.6713	1.0750	2.5928	.48608	1.9947	6.2805	13.440
#2	51.205	.47719	9.7063	1.0778	2.5945	.47774	2.0063	6.3464	13.581
Check ?	Chk Pass	Chk Pass	Chk Warn	Chk Pass	Chk Pass	Chk Pass	Chk Pass	Chk Pass	Chk Pass
High Limit			2.0000						
Low Limit			-1.0000						

Elem	Sn1899	Sr4077	Th2837	Ti3349	Tl1908	U_3701	V_2924	Zn2062	Zr3391
Line	189.989 {477}	407.771 { 83}	283.730 {119}	334.904 {101}	190.856 {477}	370.152 { 91}	292.402 {115}	206.200 {163}	339.198 { 99}
Units	ppm	ppm	ppm	ppm	ppm	ppm	ppm	ppm	ppm
Avg	**1.9398**	**.94445**	**.92579**	**1.3644**	**1.8506**	**2.0364**	**.49961**	**.98814**	**.52377**
Stddev	.0036	.00303	.00034	.0027	.0478	.0710	.00108	.00704	.00377
%RSD	.18525	.32133	.03620	.19893	2.5856	3.4877	.21554	.71232	.72051
#1	1.9424	.94660	.92602	1.3664	1.8844	2.0866	.50037	.98317	.52644
#2	1.9373	.94231	.92555	1.3625	1.8168	1.9861	.49885	.99312	.52110
Check ?	Chk Pass	Chk Pass	Chk Pass	Chk Pass	Chk Pass	Chk Pass	Chk Pass	Chk Pass	Chk Pass
High Limit									
Low Limit									

Int. Std.	Y_2243	Y_3600	Y_3774
Line	224.306 {450}	360.073 { 94}	377.433 { 89}
Units	Cts/S	Cts/S	Cts/S
Avg	**2548.0**	**38948.**	**2083.7**
Stddev	11.7	314.	25.4
%RSD	.45899	.80719	1.2171
#1	2556.2	39170.	2101.7
#2	2539.7	38726.	2065.8

Sample Name: CCVH-3894253 Acquired: 5/18/2016 19:15:31 Type: QC
Method: 6500_025(v6) Mode: CONC Corr. Factor: 1.000000
User: CRHOADES Prep Date: Custom ID2: Custom ID3:
Comment:

Elem	Ag3280	Al3092	As1890	B_2089	Ba4554	Be3130	Bi2230	Ca3179	Cd2288	Co2286	Cr2055
Units	ppm	ppm	ppm	ppm	ppm	ppm	ppm	ppm	ppm	ppm	ppm
Avg	**-.00065**	**52.829**	**.00064**	**.00476**	**-.00085**	**.00042**	W **1.0630**	**-.01647**	**-.00073**	**-.00114**	**.00002**
Stddev	.00002	.510	.00092	.00056	.00011	.00001	.0027	.00192	.00016	.00046	.00031
%RSD	2.7875	.96603	144.48	11.691	12.404	3.1173	.25473	11.628	21.324	40.256	1728.9
#1	-.00066	53.190	-.00001	.00515	-.00078	.00041	1.0611	-.01512	-.00084	-.00081	-.00020
#2	-.00063	52.468	.00129	.00436	-.00093	.00043	1.0649	-.01783	-.00062	-.00146	.00024
Check ?	None	Chk Pass	None	None	None	None	Chk Warn	None	None	None	None
Value							1.0000				
Range							5.0000%				

Elem	Cu3247	Fe2714	K_7664	Li6707	Mg2790	Mn2576	Mo2020	Na8183	Ni2316	P_1782	Pb2203
Units	ppm	ppm	ppm	ppm	ppm	ppm	ppm	ppm	ppm	ppm	ppm
Avg	**-.00016**	**49.213**	**.16098**	**.00519**	**.02310**	**-.00018**	**.00336**	**255.37**	**.00098**	**.00540**	**-.00042**
Stddev	.00003	.058	.00174	.00315	.00348	.00008	.00190	.15	.00075	.00089	.00042
%RSD	18.855	.11691	1.0821	60.749	15.075	45.183	56.508	.05897	76.608	16.549	99.310
#1	-.00019	49.173	.15974	.00742	.02064	-.00013	.00202	255.47	.00151	.00603	-.00072
#2	-.00014	49.254	.16221	.00296	.02557	-.00024	.00471	255.26	.00045	.00477	-.00013
Check ?	None	Chk Pass	None	None	None	None	None	Chk Pass	None	None	None
Value											
Range											

Elem	S_1820	Sb2068	Se1960	Si2881	SiO2	Sn1899	Sr4077	Th2837	Ti3349	Tl1908	U_3701
Units	ppm	ppm	ppm	ppm	ppm	ppm	ppm	ppm	ppm	ppm	ppm
Avg	**5.0445**	**-.00882**	**.00998**	**.00942**	**.02015**	**.00205**	**.00030**	W **4.6692**	**.00607**	**.02089**	W **10.586**
Stddev	.0158	.00446	.00004	.02857	.06114	.00118	.00016	.0183	.00053	.00390	.034
%RSD	.31279	50.603	.40010	303.35	303.35	57.881	53.069	.39123	8.7699	18.658	.32165
#1	5.0557	-.00566	.01001	.02962	.06338	.00121	.00019	4.6563	.00644	.01813	10.610
#2	5.0334	-.01197	.00996	-.01078	-.02308	.00288	.00042	4.6822	.00569	.02364	10.561
Check ?	Chk Pass	None	None	None	None	None	None	Chk Warn	None	None	Chk Warn
Value								5.0000			10.000
Range								-5.0000%			5.0000%

Elem	V_2924	Zn2062	Zr3391
Units	ppm	ppm	ppm
Avg	**.00891**	**-.00014**	**.05249**
Stddev	.00065	.00013	.00073
%RSD	7.3100	92.795	1.3931
#1	.00937	-.00005	.05300
#2	.00845	-.00023	.05197
Check ?	None	None	None
Value			
Range			

Int. Std.	Y_2243	Y_3600	Y_3774
Units	Cts/S	Cts/S	Cts/S
Avg	**2468.8**	**38322.**	**2037.6**
Stddev	10.7	295.	25.1
%RSD	.43187	.76930	1.2328
#1	2476.4	38530.	2019.8
#2	2461.3	38113.	2055.3

Sample Name: CCV-3894251 Acquired: 5/18/2016 19:18:09 Type: QC
Method: 6500_025(v6) Mode: CONC Corr. Factor: 1.000000
User: CRHOADES Prep Date: Custom ID2: Custom ID3:
Comment:

Elem	Ag3280	Al1670	As1890	B_2089	Ba4554	Be3130	Bi2230	Ca3179	Cd2288	Co2286	Cr2055	Cu3247	Fe2599
Units	ppm	ppm	ppm	ppm	ppm	ppm	ppm	ppm	ppm	ppm	ppm	ppm	ppm
Avg	**.48954**	**.54333**	**1.0387**	**.49175**	**.50229**	**.46656**	**.00103**	**4.9547**	**.49308**	**.50269**	**.50688**	**.51434**	**2.4017**
Stddev	.00064	.01388	.0261	.00948	.01076	.00785	.00309	.0926	.00044	.01085	.01184	.00020	.0315
%RSD	.13150	2.5539	2.5156	1.9276	2.1426	1.6819	299.52	1.8696	.09002	2.1585	2.3351	.03958	1.3110
#1	.49000	.55314	1.0572	.49846	.50990	.47211	.00322	5.0202	.49277	.51036	.51525	.51449	2.4239
#2	.48908	.53351	1.0202	.48505	.49468	.46101	-.00115	4.8892	.49340	.49501	.49851	.51420	2.3794
Check ?	Chk Pass	Chk Pass	Chk Pass	Chk Pass	Chk Pass	Chk Pass	None	Chk Pass	Chk Pass	Chk Pass	Chk Pass	Chk Pass	Chk Pass
Value													
Range													

Elem	K_7664	Li6707	Mg2790	Mn2576	Mo2020	Na5895	Ni2316	P_1782	Pb2203	S_1820	Sb2068	Se1960	Si2881
Units	ppm	ppm	ppm	ppm	ppm	ppm	ppm	ppm	ppm	ppm	ppm	ppm	ppm
Avg	**48.622**	**.98672**	**18.994**	**.46989**	**.51406**	**5.0651**	**.49547**	**.97297**	**1.0133**	**.02659**	**.99534**	**1.0561**	**4.8730**
Stddev	.935	.00336	.013	.00017	.01151	.0827	.01281	.02488	.0265	.00443	.02016	.0326	.0501
%RSD	1.9231	.34036	.06653	.03532	2.2386	1.6327	2.5861	2.5575	2.6138	16.666	2.0259	3.0822	1.0280
#1	49.283	.98910	19.003	.47001	.52220	5.1236	.50453	.99056	1.0320	.02972	1.0096	1.0791	4.9085
#2	47.961	.98435	18.985	.46977	.50592	5.0066	.48641	.95537	.99452	.02345	.98108	1.0331	4.8376
Check ?	Chk Pass	Chk Pass	Chk Pass	Chk Pass	Chk Pass	Chk Pass	Chk Pass	Chk Pass	Chk Pass	None	Chk Pass	Chk Pass	Chk Pass
Value													
Range													

Elem	SiO2	Sn1899	Sr4077	Th2837	Ti3349	Tl1908	U_3701	V_2924	Zn2062	Zr3391
Units	ppm	ppm	ppm	ppm	ppm	ppm	ppm	ppm	ppm	ppm
Avg	**10.428**	**1.0221**	**.47729**	**-.00101**	**.46474**	**1.0778**	**.01453**	**.48445**	**.47020**	**.50748**
Stddev	.107	.0240	.01014	.00086	.00106	.0328	.01119	.00257	.00276	.00003
%RSD	1.0280	2.3481	2.1255	84.809	.22730	3.0390	77.026	.53013	.58781	.00574
#1	10.504	1.0391	.48446	-.00040	.46549	1.1010	.00662	.48627	.46825	.50750
#2	10.352	1.0051	.47012	-.00162	.46399	1.0547	.02245	.48263	.47215	.50746
Check ?	Chk Pass	Chk Pass	Chk Pass	None	Chk Pass	Chk Pass	None	Chk Pass	Chk Pass	Chk Pass
Value										
Range										

Int. Std.	Y_2243	Y_3600	Y_3774
Units	Cts/S	Cts/S	Cts/S
Avg	**2532.5**	**38840.**	**2030.8**
Stddev	52.1	226.	28.7
%RSD	2.0577	.58302	1.4125
#1	2495.6	38680.	2010.5
#2	2569.3	39000.	2051.0

Sample Name: CCB Acquired: 5/18/2016 19:20:40 Type: QC
Method: 6500_025(v6) Mode: CONC Corr. Factor: 1.000000
User: CRHOADES Prep Date: Custom ID2: Custom ID3:
Comment:

Elem	Ag3280	Al1670	As1890	B_2089	Ba4554	Be3130	Bi2230	Ca3179	Cd2288	Co2286	Cr2055
Units	ppm	ppm	ppm	ppm	ppm	ppm	ppm	ppm	ppm	ppm	ppm
Avg	**-.00026**	**.00000**	**.00402**	**.00190**	**-.00084**	**.00027**	**.00534**	**-.02629**	**-.00027**	**.00008**	**-.00022**
Stddev	.00014	.00033	.00045	.00080	.00050	.00014	.00066	.00168	.00018	.00009	.00003
%RSD	53.364	12335.	11.076	42.013	59.855	53.937	12.336	6.3901	64.537	113.45	14.877
#1	-.00016	.00023	.00434	.00247	-.00049	.00037	.00487	-.02748	-.00015	.00002	-.00020
#2	-.00036	-.00023	.00371	.00134	-.00120	.00016	.00581	-.02510	-.00040	.00014	-.00025
Check ?	Chk Pass	Chk Pass	Chk Pass	Chk Pass	Chk Pass	Chk Pass	Chk Pass	Chk Pass	Chk Pass	Chk Pass	Chk Pass
High Limit											
Low Limit											

Elem	Cu3247	Fe2599	K_7664	Li6707	Mg2790	Mn2576	Mo2020	Na5895	Ni2316	P_1782	Pb2203
Units	ppm	ppm	ppm	ppm	ppm	ppm	ppm	ppm	ppm	ppm	ppm
Avg	**-.00109**	**.00442**	**.07014**	**.00047**	**.00652**	**.00011**	**.00210**	**.11914**	**-.00032**	**.00165**	**-.00014**
Stddev	.00016	.00179	.02729	.00430	.00049	.00004	.00159	.01849	.00024	.00277	.00006
%RSD	14.621	40.403	38.903	925.00	7.5650	39.471	75.628	15.516	75.618	167.69	44.216
#1	-.00098	.00568	.08944	-.00258	.00687	.00014	.00098	.10607	-.00015	.00361	-.00019
#2	-.00120	.00316	.05085	.00351	.00617	.00008	.00322	.13221	-.00049	-.00031	-.00010
Check ?	Chk Pass	Chk Pass	Chk Pass	Chk Pass	Chk Pass	Chk Pass	Chk Pass	Chk Pass	Chk Pass	Chk Pass	Chk Pass
High Limit											
Low Limit											

Elem	S_1820	Sb2068	Se1960	Si2881	SiO2	Sn1899	Sr4077	Th2837	Ti3349	Tl1908	U_3701
Units	ppm	ppm	ppm	ppm	ppm	ppm	ppm	ppm	ppm	ppm	ppm
Avg	**.03019**	W **.00597**	**.00396**	**.00186**	**.00398**	**.00105**	**.00017**	**-.00232**	**.00005**	**.00261**	**.05830**
Stddev	.00423	.00106	.00278	.02553	.05463	.00104	.00008	.00166	.00088	.00000	.03117
%RSD	14.027	17.688	70.139	1372.2	1372.2	98.294	44.672	71.751	1779.5	.05673	53.467
#1	.03318	.00672	.00592	.01991	.04261	.00032	.00022	-.00349	-.00057	.00261	.08034
#2	.02719	.00523	.00199	-.01619	-.03465	.00179	.00012	-.00114	.00067	.00260	.03626
Check ?	Chk Pass	Chk Warn	Chk Pass	Chk Pass	Chk Pass	Chk Pass	Chk Pass	Chk Pass	Chk Pass	Chk Pass	Chk Pass
High Limit		.00100									
Low Limit		-.00100									

Elem	V_2924	Zn2062	Zr3391
Units	ppm	ppm	ppm
Avg	**.00051**	**-.00037**	**.00012**
Stddev	.00005	.00071	.00293
%RSD	10.177	192.58	2484.8
#1	.00047	.00013	-.00195
#2	.00054	-.00087	.00219
Check ?	Chk Pass	Chk Pass	Chk Pass
High Limit			
Low Limit			

Int. Std.	Y_2243	Y_3600	Y_3774
Units	Cts/S	Cts/S	Cts/S
Avg	**2568.7**	**39687.**	**2144.5**
Stddev	68.0	29.	74.9
%RSD	2.6473	.07243	3.4910
#1	2616.7	39708.	2091.5
#2	2520.6	39667.	2197.4

Sample Name: CCVL-3897520 Acquired: 5/18/2016 19:23:03 Type: QC
Method: 6500_025(v6) Mode: CONC Corr. Factor: 1.000000
User: CRHOADES Prep Date: Custom ID2: Custom ID3:
Comment:

Elem	Ag3280	Al1670	As1890	B_2089	Ba4554	Be3130	Bi2230	Ca3179	Cd2288	Co2286	Cr2055	Cu3247	Fe2599	K_7664
Units	ppm	ppm	ppm	ppm	ppm	ppm	ppm	ppm	ppm	ppm	ppm	ppm	ppm	ppm
Avg	**.00949**	**.12100**	**.01613**	**.09597**	**.01036**	**.00121**	**.10822**	**.19312**	**.00476**	**.01011**	**.01045**	**.01427**	**.10742**	**2.9921**
Stddev	.00066	.01340	.00467	.00198	.00019	.00022	.00536	.01232	.00036	.00033	.00017	.00137	.00228	.0470
%RSD	6.9257	11.077	28.951	2.0622	1.8008	18.187	4.9532	6.3801	7.5377	3.2159	1.6665	9.5708	2.1213	1.5699
#1	.00903	.11152	.01283	.09457	.01050	.00106	.10443	.18441	.00451	.00988	.01033	.01523	.10580	3.0253
#2	.00996	.13048	.01944	.09737	.01023	.00137	.11201	.20184	.00501	.01034	.01058	.01330	.10903	2.9589
Check ?	Chk Pass	Chk Pass	Chk Pass	Chk Pass	Chk Pass	Chk Pass	Chk Pass	Chk Pass	Chk Pass	Chk Pass	Chk Pass	Chk Pass	Chk Pass	Chk Pass
Value														
Range														

Elem	Li6707	Mg2790	Mn2576	Mo2020	Na5895	Ni2316	P_1782	Pb2203	S_1820	Sb2068	Se1960	Si2881	SiO2	Sn1899
Units	ppm	ppm	ppm	ppm	ppm	ppm	ppm	ppm	ppm	ppm	ppm	ppm	ppm	ppm
Avg	**.00792**	**.20085**	**.00984**	**.02026**	**1.1125**	**.03952**	**2.8024**	**.00830**	**.03165**	**.02553**	**.01519**	**.51015**	**1.0917**	**.10251**
Stddev	.00489	.00405	.00015	.00098	.0012	.00132	.0711	.00028	.00215	.00082	.00062	.00952	.0204	.00323
%RSD	61.769	2.0180	1.5555	4.8282	.10402	3.3457	2.5357	3.3859	6.7867	3.2129	4.0764	1.8660	1.8660	3.1539
#1	.00446	.20371	.00974	.01957	1.1134	.03858	2.7521	.00850	.03317	.02611	.01476	.51688	1.1061	.10023
#2	.01138	.19798	.00995	.02095	1.1117	.04045	2.8526	.00811	.03013	.02495	.01563	.50342	1.0773	.10480
Check ?	Chk Pass	Chk Pass	Chk Pass	Chk Pass	Chk Pass	Chk Pass	Chk Pass	Chk Pass	None	Chk Pass	Chk Pass	Chk Pass	Chk Pass	Chk Pass
Value														
Range														

Elem	Sr4077	Th2837	Ti3349	Tl1908	U_3701	V_2924	Zn2062	Zr3391
Units	ppm	ppm	ppm	ppm	ppm	ppm	ppm	ppm
Avg	**.00983**	**.01525**	**.00913**	**.01494**	**.06732**	**.00999**	**.01787**	**.01289**
Stddev	.00006	.00315	.00004	.00251	.00258	.00122	.00098	.00243
%RSD	.56803	20.684	.44309	16.815	3.8354	12.167	5.4629	18.855
#1	.00987	.01748	.00916	.01316	.06914	.00913	.01856	.01461
#2	.00979	.01302	.00910	.01671	.06549	.01085	.01718	.01117
Check ?	Chk Pass	Chk Pass	Chk Pass	Chk Pass	Chk Pass	Chk Pass	Chk Pass	Chk Pass
Value								
Range								

Int. Std.	Y_2243	Y_3600	Y_3774
Units	Cts/S	Cts/S	Cts/S
Avg	**2544.5**	**39530.**	**2094.5**
Stddev	31.9	68.	33.8
%RSD	1.2531	.17156	1.6114
#1	2567.0	39482.	2070.6
#2	2521.9	39577.	2118.4

Sample Name: MB 280-325612/1-A Acquired: 5/18/2016 19:25:44 Type: Unk
Method: 6500_025(v6) Mode: CONC Corr. Factor: 1.000000
User: CRHOADES Prep Date: 5/17 Custom ID2: Custom ID3:
Comment: 325612 6010C (Fe)

Elem	Ag3280	Al1670	As1890	B_2089	Ba4554	Be3130	Bi2230	Ca3179	Cd2288
Line	328.068 {103}	167.079 {502}	189.042 {478}	208.959 {461}	455.403 { 74}	313.042 {108}	223.061 {451}	317.933 {106}	228.802 {447}
Units	ppm	ppm	ppm	ppm	ppm	ppm	ppm	ppm	ppm
Avg	**-.00082**	**.00195**	**.00136**	**.00056**	**-.00063**	W **.00053**	**-.00069**	**-.01849**	**.00003**
Stddev	.00061	.00080	.00751	.00052	.00010	.00024	.00296	.00974	.00010
%RSD	73.780	41.187	551.82	93.598	15.876	44.995	430.41	52.665	352.12
#1	-.00125	.00252	-.00395	.00019	-.00056	.00036	-.00278	-.02537	-.00004
#2	-.00039	.00138	.00668	.00093	-.00070	.00071	.00141	-.01160	.00010
Check ?	Chk Pass	Chk Pass	Chk Pass	Chk Pass	Chk Pass	Chk Warn	Chk Pass	Chk Pass	Chk Pass
High Limit						.00050			
Low Limit						-.00050			

Elem	Co2286	Cr2055	Cu3247	Fe2599	K_7664	Li6707	Mg2790	Mn2576	Mo2020
Line	228.616 {447}	205.560 {464}	324.754 {104}	259.940 {130}	766.490 { 44}	670.784 { 50}	279.079 {121}2	257.610 {131}	202.030 {467}
Units	ppm	ppm	ppm	ppm	ppm	ppm	ppm	ppm	ppm
Avg	**.00004**	**-.00001**	**-.00141**	**-.00271**	**.03307**	**.00225**	**-.00060**	**-.00005**	**-.00052**
Stddev	.00039	.00045	.00069	.00715	.04704	.00419	.00289	.00003	.00077
%RSD	983.77	7091.7	49.130	264.09	142.26	185.94	485.55	59.417	148.12
#1	.00032	.00031	-.00190	.00235	-.00020	-.00071	.00145	-.00007	.00002
#2	-.00024	-.00032	-.00092	-.00776	.06633	.00521	-.00264	-.00003	-.00107
Check ?	Chk Pass	Chk Pass	Chk Pass	Chk Pass	Chk Pass	Chk Pass	Chk Pass	Chk Pass	Chk Pass
High Limit									
Low Limit									

Elem	Na5895	Ni2316	P_1782	Pb2203	S_1820	Sb2068	Se1960	Si2881	SiO2
Line	589.592 { 57}	231.604 {446}	178.284 {489}	220.353 {453}	182.034 {485}	206.833 {463}	196.090 {472}	288.158 {117}	288.158 {117}2
Units	ppm	ppm	ppm	ppm	ppm	ppm	ppm	ppm	ppm
Avg	**.07994**	**-.00070**	**-.00126**	**-.00029**	**.02585**	**.00000**	**-.00208**	**-.00582**	**-.01245**
Stddev	.00172	.00009	.00113	.00250	.00272	.0001	.00794	.00615	.01317
%RSD	2.1457	13.158	89.571	860.25	10.539	93044.	382.35	105.75	105.75
#1	.07872	-.00063	-.00206	.00148	.02778	-.00009	.00354	-.01017	-.02176
#2	.08115	-.00076	-.00046	-.00206	.02393	.00009	-.00769	-.00147	-.00314
Check ?	Chk Pass	Chk Pass	Chk Pass	Chk Pass	Chk Pass	Chk Pass	Chk Pass	Chk Pass	None
High Limit									
Low Limit									

Elem	Sn1899	Sr4077	Th2837	Ti3349	Tl1908	U_3701	V_2924	Zn2062	Zr3391
Line	189.989 {477}	407.771 { 83}	283.730 {119}	334.904 {101}	190.856 {477}	370.152 { 91}	292.402 {115}	206.200 {163}	339.198 { 99}
Units	ppm	ppm	ppm	ppm	ppm	ppm	ppm	ppm	ppm
Avg	**-.00018**	**-.00005**	**.00138**	**-.00037**	**-.00491**	**-.00882**	**.00116**	**-.00065**	**.00133**
Stddev	.00191	.00042	.00251	.00033	.00238	.02384	.00001	.00064	.00235
%RSD	1047.6	919.87	181.74	91.485	48.476	270.23	.62893	99.573	177.53
#1	.00117	.00025	.00316	-.00060	-.00323	.00804	.00116	-.00019	.00299
#2	-.00153	-.00034	-.00039	-.00013	-.00660	-.02568	.00117	-.00110	-.00034
Check ?	Chk Pass	Chk Pass	Chk Pass	Chk Pass	Chk Pass	Chk Pass	Chk Pass	Chk Pass	Chk Pass
High Limit									
Low Limit									

Int. Std.	Y_2243	Y_3600	Y_3774
Line	224.306 {450}	360.073 { 94}	377.433 { 89}
Units	Cts/S	Cts/S	Cts/S
Avg	**2605.2**	**39893.**	**2104.5**
Stddev	54.2	245.	31.8
%RSD	2.0793	.61484	1.5108
#1	2566.9	39719.	2082.0
#2	2643.5	40066.	2127.0

Sample Name: LCS 280-325612/2-A Acquired: 5/18/2016 19:28:06 Type: Unk
Method: 6500_025(v6) Mode: CONC Corr. Factor: 1.000000
User: CRHOADES Prep Date: Custom ID2: Custom ID3:
Comment: 325612 6010C (Fe)

Elem	Ag3280	Al1670	As1890	B_2089	Ba4554	Be3130	Bi2230	Ca3179	Cd2288
Line	328.068 {103}	167.079 {502}	189.042 {478}	208.959 {461}	455.403 { 74}	313.042 {108}	223.061 {451}	317.933 {106}	228.802 {447}
Units	ppm	ppm	ppm	ppm	ppm	ppm	ppm	ppm	ppm
Avg	**.04981**	**2.1178**	**1.0708**	**1.0140**	**2.0041**	**.04675**	**2.1998**	**48.447**	**.09904**
Stddev	.00027	.0102	.0189	.0015	.0615	.00158	.0003	1.650	.00008
%RSD	.54322	.48039	1.7678	.14808	3.0685	3.3798	.01447	3.4049	.07711
#1	.05000	2.1250	1.0841	1.0150	1.9606	.04563	2.2000	47.280	.09909
#2	.04962	2.1106	1.0574	1.0129	2.0476	.04787	2.1996	49.613	.09899
Check ?	Chk Pass	Chk Pass	Chk Pass	Chk Pass	Chk Pass	Chk Pass	None	Chk Pass	Chk Pass
High Limit									
Low Limit									

Elem	Co2286	Cr2055	Cu3247	Fe2599	K_7664	Li6707	Mg2790	Mn2576	Mo2020
Line	228.616 {447}	205.560 {464}	324.754 {104}	259.940 {130}	766.490 { 44}	670.784 { 50}	279.079 {121}2	257.610 {131}	202.030 {467}
Units	ppm	ppm	ppm	ppm	ppm	ppm	ppm	ppm	ppm
Avg	**.48414**	**.19912**	**.26185**	**.95372**	**48.466**	**.96915**	**47.983**	**.46209**	**1.0539**
Stddev	.00257	.00096	.00081	.02369	1.492	.00248	.006	.00013	.0052
%RSD	.53160	.48004	.30748	2.4837	3.0784	.25631	.01231	.02753	.49724
#1	.48596	.19979	.26128	.93697	47.411	.97091	47.987	.46218	1.0576
#2	.48232	.19844	.26242	.97047	49.521	.96739	47.979	.46200	1.0502
Check ?	Chk Pass	Chk Pass	Chk Pass	Chk Pass	Chk Pass	Chk Pass	Chk Pass	Chk Pass	Chk Pass
High Limit									
Low Limit									

Elem	Na8183	Ni2316	P_1782	Pb2203	S_1820	Sb2068	Se1960	Si2881	SiO2
Line	818.326 { 41}	231.604 {446}	178.284 {489}	220.353 {453}	182.034 {485}	206.833 {463}	196.090 {472}	288.158 {117}	288.158 {117}2
Units	ppm	ppm	ppm	ppm	ppm	ppm	ppm	ppm	ppm
Avg	**53.506**	**.47673**	**10.056**	**.49979**	**2.1313**	**.52026**	**2.1752**	**9.6525**	**20.656**
Stddev	.222	.00121	.015	.00152	.0150	.00109	.0169	.0018	.004
%RSD	.41573	.25305	.14597	.30472	.70505	.20868	.77517	.01837	.01837
#1	53.663	.47759	10.066	.50086	2.1419	.51949	2.1871	9.6512	20.654
#2	53.348	.47588	10.045	.49871	2.1206	.52102	2.1633	9.6537	20.659
Check ?	Chk Pass	Chk Pass	Chk Pass	Chk Pass	None	Chk Pass	Chk Pass	Chk Pass	None
High Limit									
Low Limit									

Elem	Sn1899	Sr4077	Th2837	Ti3349	Tl1908	U_3701	V_2924	Zn2062	Zr3391
Line	189.989 {477}	407.771 { 83}	283.730 {119}	334.904 {101}	190.856 {477}	370.152 { 91}	292.402 {115}	206.200 {163}	339.198 { 99}
Units	ppm	ppm	ppm	ppm	ppm	ppm	ppm	ppm	ppm
Avg	**2.0169**	**.93885**	**.94465**	**.93829**	**1.9307**	**2.0625**	**.47680**	**.45660**	**.52596**
Stddev	.0007	.03319	.00360	.00251	.0677	.0115	.00143	.00254	.01194
%RSD	.03430	3.5354	.38142	.26752	3.5038	.55557	.29978	.55557	2.2699
#1	2.0164	.91538	.94210	.93651	1.9785	2.0706	.47781	.45480	.53441
#2	2.0174	.96232	.94720	.94006	1.8828	2.0544	.47579	.45839	.51752
Check ?	Chk Pass	Chk Pass	Chk Pass	Chk Pass	Chk Pass	Chk Pass	Chk Pass	Chk Pass	Chk Pass
High Limit									
Low Limit									

Int. Std.	Y_2243	Y_3600	Y_3774
Line	224.306 {450}	360.073 { 94}	377.433 { 89}
Units	Cts/S	Cts/S	Cts/S
Avg	**2604.8**	**40679.**	**2248.5**
Stddev	11.7	41.	63.0
%RSD	.44740	.10121	2.8040
#1	2596.6	40708.	2293.1
#2	2613.1	40650.	2203.9

Sample Name: 280-83031-B-1-A Acquired: 5/18/2016 19:30:33 Type: Unk
Method: 6500_025(v6) Mode: CONC Corr. Factor: 1.000000
User: CRHOADES Prep Date: Custom ID2: Custom ID3:
Comment: 325612 6010C (Fe)

Elem	Ag3280	Al1670	As1890	B_2089	Ba4554	Be3130	Bi2230	Ca3179	Cd2288
Line	328.068 {103}	167.079 {502}	189.042 {478}	208.959 {461}	455.403 { 74}	313.042 {108}	223.061 {451}	317.933 {106}	228.802 {447}
Units	ppm	ppm	ppm	ppm	ppm	ppm	ppm	ppm	ppm
Avg	**-.00089**	**.00191**	**.00986**	**.30873**	**.22180**	**.00013**	**.00054**	**189.81**	**.00032**
Stddev	.00069	.00066	.00251	.00008	.00371	.00007	.00168	4.51	.00043
%RSD	76.897	34.775	25.513	.02462	1.6737	55.156	308.43	2.3782	133.66
#1	-.00041	.00238	.01163	.30879	.21917	.00008	-.00064	186.62	.00002
#2	-.00138	.00144	.00808	.30868	.22442	.00018	.00173	193.00	.00062
Check ?	Chk Pass	Chk Pass	Chk Pass	Chk Pass	Chk Pass	Chk Pass	Chk Pass	Chk Pass	Chk Pass
High Limit									
Low Limit									

Elem	Co2286	Cr2055	Cu3247	Fe2599	K_7664	Li6707	Mg2790	Mn2576	Mo2020
Line	228.616 {447}	205.560 {464}	324.754 {104}	259.940 {130}	766.490 { 44}	670.784 { 50}	279.079 {121}2	257.610 {131}	202.030 {467}
Units	ppm	ppm	ppm	ppm	ppm	ppm	ppm	ppm	ppm
Avg	**.00432**	**.00036**	**.00188**	**3.3282**	**11.206**	**.02675**	**14.871**	**.70008**	**.00967**
Stddev	.00023	.00016	.00030	.0207	.021	.00370	.043	.00219	.00111
%RSD	5.2912	45.121	16.187	.62032	.18577	13.826	.28970	.31226	11.510
#1	.00416	.00047	.00166	3.3136	11.192	.02937	14.840	.69854	.00888
#2	.00448	.00024	.00209	3.3428	11.221	.02414	14.901	.70163	.01046
Check ?	Chk Pass	Chk Pass	Chk Pass	Chk Pass	Chk Pass	Chk Pass	Chk Pass	Chk Pass	Chk Pass
High Limit									
Low Limit									

Elem	Na8183	Ni2316	P_1782	Pb2203	S_1820	Sb2068	Se1960	Si2881	SiO2
Line	818.326 { 41}	231.604 {446}	178.284 {489}	220.353 {453}	182.034 {485}	206.833 {463}	196.090 {472}	288.158 {117}	288.158 {117}2
Units	ppm	ppm	ppm	ppm	ppm	ppm	ppm	ppm	ppm
Avg	**59.291**	**.01082**	**.11689**	**.00187**	**47.104**	**.00637**	**.00486**	**13.737**	**29.397**
Stddev	.426	.00043	.00088	.00476	.017	.00477	.01163	.066	.142
%RSD	.71922	3.9315	.75549	254.57	.03557	74.865	239.56	.48302	.48302
#1	59.593	.01112	.11626	.00524	47.092	.00974	.01308	13.690	29.296
#2	58.990	.01052	.11751	-.00150	47.116	.00300	-.00337	13.784	29.497
Check ?	Chk Pass	Chk Pass	Chk Pass	Chk Pass	Chk Pass	Chk Pass	Chk Pass	Chk Pass	Chk Pass
High Limit									
Low Limit									

Elem	Sn1899	Sr4077	Th2837	Ti3349	Tl1908	U_3701	V_2924	Zn2062	Zr3391
Line	189.989 {477}	407.771 { 83}	283.730 {119}	334.904 {101}	190.856 {477}	370.152 { 91}	292.402 {115}	206.200 {163}	339.198 { 99}
Units	ppm	ppm	ppm	ppm	ppm	ppm	ppm	ppm	ppm
Avg	**.00020**	**.63642**	**-.00172**	**-.00019**	**.02315**	**.02462**	**.00122**	**.00754**	**.00143**
Stddev	.00025	.01618	.00209	.00017	.01033	.02141	.00070	.00053	.00275
%RSD	127.08	2.5428	121.48	89.821	44.598	86.950	57.324	7.0943	192.27
#1	.00037	.62498	-.00320	-.00007	.01585	.00948	.00171	.00716	.00338
#2	.00002	.64787	-.00024	-.00031	.03045	.03976	.00072	.00792	-.00051
Check ?	Chk Pass	Chk Pass	Chk Pass	Chk Pass	Chk Pass	Chk Pass	Chk Pass	Chk Pass	Chk Pass
High Limit									
Low Limit									

Int. Std.	Y_2243	Y_3600	Y_3774
Line	224.306 {450}	360.073 { 94}	377.433 { 89}
Units	Cts/S	Cts/S	Cts/S
Avg	**2474.4**	**38601.**	**2087.5**
Stddev	5.7	388.	39.8
%RSD	.23034	1.0057	1.9057
#1	2478.4	38875.	2115.6
#2	2470.4	38326.	2059.4

Sample Name: 280-83031-B-1-A SD@5 Acquired: 5/18/2016 19:33:11 Type: Unk
Method: 6500_025(v6) Mode: CONC Corr. Factor: 1.000000
User: CRHOADES Prep Date: Custom ID2: Custom ID3:
Comment: 325612 6010C (Fe)

Elem	Ag3280	Al1670	As1890	B_2089	Ba4554	Be3130	Bi2230	Ca3179	Cd2288
Line	328.068 {103}	167.079 {502}	189.042 {478}	208.959 {461}	455.403 { 74}	313.042 {108}	223.061 {451}	317.933 {106}	228.802 {447}
Units	ppm	ppm	ppm	ppm	ppm	ppm	ppm	ppm	ppm
Avg	**-.00043**	**.00036**	**-.00196**	**.05982**	**.04240**	**.00008**	**.00033**	**36.885**	**-.00018**
Stddev	.00013	.00045	.00347	.00025	.00081	.00007	.00388	1.644	.00032
%RSD	29.449	126.59	177.33	.42444	1.9036	81.740	1189.9	4.4583	175.87
#1	-.00034	.00004	.00050	.06000	.04183	.00004	.00307	35.722	-.00040
#2	-.00052	.00068	-.00441	.05965	.04297	.00013	-.00242	38.048	.00004
Check ?	Chk Pass	Chk Pass	Chk Pass	Chk Pass	Chk Pass	Chk Pass	Chk Pass	Chk Pass	Chk Pass
High Limit									
Low Limit									

Elem	Co2286	Cr2055	Cu3247	Fe2599	K_7664	Li6707	Mg2790	Mn2576	Mo2020
Line	228.616 {447}	205.560 {464}	324.754 {104}	259.940 {130}	766.490 { 44}	670.784 { 50}	279.079 {121}2	257.610 {131}	202.030 {467}
Units	ppm	ppm	ppm	ppm	ppm	ppm	ppm	ppm	ppm
Avg	**.00055**	**-.00009**	**-.00036**	**.66704**	**2.2398**	**.00326**	**3.0111**	**.14038**	**.00128**
Stddev	.00016	.00011	.00052	.00850	.0473	.00050	.0117	.00058	.00013
%RSD	29.371	124.25	143.31	1.2741	2.1095	15.306	.38716	.41013	10.283
#1	.00043	-.00001	.00000	.66103	2.2064	.00361	3.0029	.13997	.00119
#2	.00066	-.00017	-.00073	.67305	2.2732	.00291	3.0194	.14078	.00138
Check ?	Chk Pass	Chk Pass	Chk Pass	Chk Pass	Chk Pass	Chk Pass	Chk Pass	Chk Pass	Chk Pass
High Limit									
Low Limit									

Elem	Na8183	Ni2316	P_1782	Pb2203	S_1820	Sb2068	Se1960	Si2881	SiO2
Line	818.326 { 41}	231.604 {446}	178.284 {489}	220.353 {453}	182.034 {485}	206.833 {463}	196.090 {472}	288.158 {117}	288.158 {117}2
Units	ppm	ppm	ppm	ppm	ppm	ppm	ppm	ppm	ppm
Avg	**12.558**	**.00146**	**.01970**	**-.00104**	**9.0400**	**-.00106**	**.00285**	**2.6804**	**5.7360**
Stddev	.728	.00002	.00102	.00078	.0571	.00081	.00507	.0126	.0270
%RSD	5.7934	1.3683	5.1641	75.092	.63114	76.002	178.08	.47144	.47144
#1	12.044	.00148	.02042	-.00049	9.0803	-.00163	.00644	2.6715	5.7169
#2	13.073	.00145	.01898	-.00160	8.9996	-.00049	-.00074	2.6893	5.7552
Check ?	Chk Pass	Chk Pass	Chk Pass	Chk Pass	Chk Pass	Chk Pass	Chk Pass	Chk Pass	Chk Pass
High Limit									
Low Limit									

Elem	Sn1899	Sr4077	Th2837	Ti3349	Tl1908	U_3701	V_2924	Zn2062	Zr3391
Line	189.989 {477}	407.771 { 83}	283.730 {119}	334.904 {101}	190.856 {477}	370.152 { 91}	292.402 {115}	206.200 {163}	339.198 { 99}
Units	ppm	ppm	ppm	ppm	ppm	ppm	ppm	ppm	ppm
Avg	**.00031**	**.12782**	**.00117**	**-.00010**	**.00012**	**.02030**	**.00077**	**.00157**	**.00036**
Stddev	.00071	.00058	.00013	.00047	.00052	.00949	.00029	.00039	.00319
%RSD	229.18	.45208	11.191	464.95	447.45	46.721	37.801	24.657	892.09
#1	.00081	.12823	.00126	-.00043	-.00025	.02701	.00057	.00185	-.00190
#2	-.00019	.12741	.00107	.00023	.00049	.01360	.00098	.00130	.00261
Check ?	Chk Pass	Chk Pass	Chk Pass	Chk Pass	Chk Pass	Chk Pass	Chk Pass	Chk Pass	Chk Pass
High Limit									
Low Limit									

Int. Std.	Y_2243	Y_3600	Y_3774
Line	224.306 {450}	360.073 { 94}	377.433 { 89}
Units	Cts/S	Cts/S	Cts/S
Avg	**2573.6**	**40327.**	**2122.0**
Stddev	56.3	145.	90.5
%RSD	2.1871	.35908	4.2667
#1	2613.4	40430.	2186.1
#2	2533.8	40225.	2058.0

Sample Name: 280-83031-B-1-B MS Acquired: 5/18/2016 19:35:49 Type: Unk
Method: 6500_025(v6) Mode: CONC Corr. Factor: 1.000000
User: CRHOADES Prep Date: Custom ID2: Custom ID3:
Comment: 325612 6010C (Fe)

Elem	Ag3280	Al1670	Al3092	As1890	B_2089	Ba4554	Be3130	Bi2230	Ca3179
Line	328.068 {103}	167.079 {502}	309.271 {109}	189.042 {478}	208.959 {461}	455.403 { 74}	313.042 {108}	223.061 {451}	317.933 {106}
Units	ppm	ppm	ppm	ppm	ppm	ppm	ppm	ppm	ppm
Avg	**.05031**	**2.0847**	W **2.4171**	**1.1065**	**1.3234**	**2.3020**	**.04824**	F **2.1808**	**242.90**
Stddev	.00100	.0161	.0488	.0058	.0013	.0287	.00017	.0205	3.53
%RSD	1.9898	.77146	2.0179	.52111	.09914	1.2455	.34390	.94156	1.4530
#1	.04960	2.0734	2.4516	1.1025	1.3244	2.3222	.04812	2.1954	245.40
#2	.05102	2.0961	2.3826	1.1106	1.3225	2.2817	.04836	2.1663	240.41
Check ?	Chk Pass	Chk Pass	Chk Warn	Chk Pass	Chk Pass	Chk Pass	Chk Pass	Chk Fail	Chk Pass
High Limit			500.00					.10000	
Low Limit			3.2000					-.10000	

Elem	Cd2288	Co2286	Cr2055	Cu3247	Fe2599	K_7664	Li6707	Mg2790	Mn2576
Line	228.802 {447}	228.616 {447}	205.560 {464}	324.754 {104}	259.940 {130}	766.490 { 44}	670.784 { 50}	279.079 {121}2	257.610 {131}
Units	ppm	ppm	ppm	ppm	ppm	ppm	ppm	ppm	ppm
Avg	**.10018**	**.48456**	**.20039**	**.26598**	**4.3365**	**62.399**	**1.0154**	**63.074**	**1.1709**
Stddev	.00029	.00080	.00005	.00192	.0056	1.069	.0024	.243	.0030
%RSD	.28504	.16588	.02526	.72032	.12848	1.7133	.23553	.38494	.25586
#1	.10038	.48399	.20043	.26462	4.3326	63.155	1.0170	62.902	1.1688
#2	.09998	.48512	.20035	.26733	4.3405	61.643	1.0137	63.246	1.1730
Check ?	Chk Pass	Chk Pass	Chk Pass	Chk Pass	Chk Pass	Chk Pass	Chk Pass	Chk Pass	Chk Pass
High Limit									
Low Limit									

Elem	Mo2020	Na8183	Ni2316	P_1782	Pb2203	S_1820	Sb2068	Se1960	Si2881
Line	202.030 {467}	818.326 { 41}	231.604 {446}	178.284 {489}	220.353 {453}	182.034 {485}	206.833 {463}	196.090 {472}	288.158 {117}
Units	ppm	ppm	ppm	ppm	ppm	ppm	ppm	ppm	ppm
Avg	**1.0619**	**111.47**	**.48332**	W **10.500**	**.49582**	**50.728**	**.52647**	**2.1898**	**23.778**
Stddev	.0020	.06	.00017	.007	.00293	.205	.00130	.0191	.110
%RSD	.18615	.05012	.03548	.06369	.59071	.40340	.24767	.87381	.46396
#1	1.0633	111.51	.48319	10.505	.49789	50.583	.52739	2.2033	23.856
#2	1.0605	111.43	.48344	10.496	.49375	50.872	.52555	2.1762	23.700
Check ?	Chk Pass	Chk Pass	Chk Pass	Chk Warn	Chk Pass	Chk Pass	Chk Pass	Chk Pass	Chk Pass
High Limit				2.0000					
Low Limit				-1.0000					

Elem	SiO2	Sn1899	Sr4077	Th2837	Ti3349	Tl1908	U_3701	V_2924	Zn2062
Line	288.158 {117}2	189.989 {477}	407.771 { 83}	283.730 {119}	334.904 {101}	190.856 {477}	370.152 { 91}	292.402 {115}	206.200 {163}
Units	ppm	ppm	ppm	ppm	ppm	ppm	ppm	ppm	ppm
Avg	**50.885**	W **2.0115**	**1.6182**	**.95852**	**.94218**	**1.7737**	**2.1544**	**.48488**	**.46937**
Stddev	.236	.0047	.0186	.00286	.00244	.0825	.0128	.00169	.00114
%RSD	.46396	.23456	1.1478	.29828	.25854	4.6506	.59247	.34788	.24386
#1	51.052	2.0149	1.6313	.95650	.94046	1.8321	2.1634	.48369	.46856
#2	50.718	2.0082	1.6050	.96055	.94390	1.7154	2.1453	.48607	.47018
Check ?	Chk Pass	Chk Warn	Chk Pass	Chk Pass	Chk Pass	Chk Pass	Chk Pass	Chk Pass	Chk Pass
High Limit		2.0000							
Low Limit		-.05000							

Elem	Zr3391
Line	339.198 { 99}
Units	ppm
Avg	**.52657**
Stddev	.00135
%RSD	.25623
#1	.52561
#2	.52752
Check ?	Chk Pass
High Limit	
Low Limit	

Sample Name: 280-83031-B-1-B MS Acquired: 5/18/2016 19:35:49 Type: Unk
Method: 6500_025(v6) Mode: CONC Corr. Factor: 1.000000
User: CRHOADES Prep Date: Custom ID2: Custom ID3:
Comment: 325612 6010C (Fe)

Int. Std.	Y_2243	Y_3600	Y_3774
Line	224.306 {450}	360.073 { 94}	377.433 { 89}
Units	Cts/S	Cts/S	Cts/S
Avg	**2498.6**	**39135.**	**2071.0**
Stddev	46.2	82.	34.5
%RSD	1.8509	.21013	1.6665
#1	2531.3	39077.	2046.6
#2	2465.9	39193.	2095.4

Sample Name: 280-83031-B-1-C MSD Acquired: 5/18/2016 19:38:15 Type: Unk
Method: 6500_025(v6) Mode: CONC Corr. Factor: 1.000000
User: CRHOADES Prep Date: Custom ID2: Custom ID3:
Comment: 325612 6010C (Fe)

Elem	Ag3280	Al1670	Al3092	As1890	B_2089	Ba4554	Be3130	Bi2230	Ca3179
Line	328.068 {103}	167.079 {502}	309.271 {109}	189.042 {478}	208.959 {461}	455.403 { 74}	313.042 {108}	223.061 {451}	317.933 {106}
Units	ppm	ppm	ppm	ppm	ppm	ppm	ppm	ppm	ppm
Avg	**.05124**	**2.1167**	W **2.4989**	**1.1297**	**1.3603**	**2.3349**	**.04909**	F **2.2507**	**247.83**
Stddev	.00042	.0066	.0288	.0016	.0045	.0203	.00041	.0221	2.14
%RSD	.82625	.31133	1.1514	.14157	.32697	.86879	.83648	.98217	.86394
#1	.05154	2.1214	2.5193	1.1286	1.3571	2.3206	.04880	2.2664	246.32
#2	.05094	2.1121	2.4786	1.1308	1.3634	2.3492	.04938	2.2351	249.35
Check ?	Chk Pass	Chk Pass	Chk Warn	Chk Pass	Chk Pass	Chk Pass	Chk Pass	Chk Fail	Chk Pass
High Limit			500.00					.10000	
Low Limit			3.2000					-.10000	

Elem	Cd2288	Co2286	Cr2055	Cu3247	Fe2599	K_7664	Li6707	Mg2790	Mn2576
Line	228.802 {447}	228.616 {447}	205.560 {464}	324.754 {104}	259.940 {130}	766.490 { 44}	670.784 { 50}	279.079 {121}2	257.610 {131}
Units	ppm	ppm	ppm	ppm	ppm	ppm	ppm	ppm	ppm
Avg	**.10281**	**.49668**	**.20472**	**.26944**	**4.4424**	**62.868**	**1.0296**	**63.702**	**1.1940**
Stddev	.00019	.00024	.00016	.00041	.0221	.582	.0010	.120	.0019
%RSD	.18703	.04852	.07724	.15282	.49691	.92648	.09572	.18901	.15636
#1	.10267	.49685	.20483	.26915	4.4268	62.456	1.0289	63.617	1.1927
#2	.10294	.49651	.20460	.26973	4.4580	63.280	1.0303	63.788	1.1954
Check ?	Chk Pass	Chk Pass	Chk Pass	Chk Pass	Chk Pass	Chk Pass	Chk Pass	Chk Pass	Chk Pass
High Limit									
Low Limit									

Elem	Mo2020	Na8183	Ni2316	P_1782	Pb2203	S_1820	Sb2068	Se1960	Si2881
Line	202.030 {467}	818.326 { 41}	231.604 {446}	178.284 {489}	220.353 {453}	182.034 {485}	206.833 {463}	196.090 {472}	288.158 {117}
Units	ppm	ppm	ppm	ppm	ppm	ppm	ppm	ppm	ppm
Avg	**1.1009**	**114.34**	**.49345**	W **10.737**	**.50934**	**52.570**	**.54447**	**2.2684**	**24.114**
Stddev	.0029	.12	.00132	.003	.00059	.083	.00694	.0114	.063
%RSD	.26583	.10184	.26793	.02641	.11540	.15856	1.2749	.50067	.26259
#1	1.1029	114.26	.49438	10.739	.50976	52.629	.53956	2.2765	24.159
#2	1.0988	114.42	.49251	10.735	.50893	52.511	.54938	2.2604	24.069
Check ?	Chk Pass	Chk Pass	Chk Pass	Chk Warn	Chk Pass	Chk Pass	Chk Pass	Chk Pass	Chk Pass
High Limit				2.0000					
Low Limit				-1.0000					

Elem	SiO2	Sn1899	Sr4077	Th2837	Ti3349	Tl1908	U_3701	V_2924	Zn2062
Line	288.158 {117}2	189.989 {477}	407.771 { 83}	283.730 {119}	334.904 {101}	190.856 {477}	370.152 { 91}	292.402 {115}	206.200 {163}
Units	ppm	ppm	ppm	ppm	ppm	ppm	ppm	ppm	ppm
Avg	**51.605**	W **2.0636**	**1.6497**	**.96346**	**.95547**	**1.8880**	**2.1822**	**.48862**	**.46319**
Stddev	.136	.0010	.0162	.00152	.00353	.0527	.0094	.00047	.00077
%RSD	.26259	.05045	.98285	.15731	.36903	2.7932	.43178	.09622	.16647
#1	51.700	2.0643	1.6382	.96239	.95297	1.9253	2.1755	.48895	.46264
#2	51.509	2.0629	1.6611	.96453	.95796	1.8507	2.1888	.48829	.46373
Check ?	Chk Pass	Chk Warn	Chk Pass	Chk Pass	Chk Pass	Chk Pass	Chk Pass	Chk Pass	Chk Pass
High Limit		2.0000							
Low Limit		-.05000							

Elem	Zr3391
Line	339.198 { 99}
Units	ppm
Avg	**.53566**
Stddev	.00420
%RSD	.78408
#1	.53269
#2	.53863
Check ?	Chk Pass
High Limit	
Low Limit	

Sample Name: 280-83031-B-1-C MSD Acquired: 5/18/2016 19:38:15 Type: Unk
Method: 6500_025(v6) Mode: CONC Corr. Factor: 1.000000
User: CRHOADES Prep Date: Custom ID2: Custom ID3:
Comment: 325612 6010C (Fe)

Int. Std.	Y_2243	Y_3600	Y_3774
Line	224.306 {450}	360.073 { 94}	377.433 { 89}
Units	Cts/S	Cts/S	Cts/S
Avg	**2534.9**	**39821.**	**2155.2**
Stddev	4.2	11.	28.9
%RSD	.16632	.02730	1.3396
#1	2531.9	39829.	2134.8
#2	2537.9	39814.	2175.6

Sample Name: 280-83031-B-1-A PDS Acquired: 5/18/2016 19:40:40 Type: Unk
Method: 6500_025(v6) Mode: CONC Corr. Factor: 1.000000
User: CRHOADES Prep Date: Custom ID2: Custom ID3:
Comment: 325612 6010C (Fe)

Elem	Ag3280	Al1670	As1890	B_2089	Ba4554	Be3130	Bi2230	Ca3179	Cd2288
Line	328.068 {103}	167.079 {502}	189.042 {478}	208.959 {461}	455.403 { 74}	313.042 {108}	223.061 {451}	317.933 {106}	228.802 {447}
Units	ppm	ppm	ppm	ppm	ppm	ppm	ppm	ppm	ppm
Avg	**.01384**	**.99283**	**.21011**	**.36752**	**.31464**	**.04762**	**.00138**	**201.28**	**.04897**
Stddev	.00000	.05779	.01743	.02173	.00195	.00032	.00275	2.19	.00309
%RSD	.00740	5.8211	8.2959	5.9131	.62116	.67389	198.87	1.0859	6.3016
#1	.01384	1.0337	.22244	.38289	.31602	.04785	-.00056	202.82	.05115
#2	.01384	.95196	.19779	.35215	.31326	.04739	.00333	199.73	.04679
Check ?	Chk Pass	Chk Pass	Chk Pass	Chk Pass	Chk Pass	Chk Pass	Chk Pass	Chk Pass	Chk Pass
High Limit									
Low Limit									

Elem	Co2286	Cr2055	Cu3247	Fe2599	K_7664	Li6707	Mg2790	Mn2576	Mo2020
Line	228.616 {447}	205.560 {464}	324.754 {104}	259.940 {130}	766.490 { 44}	670.784 { 50}	279.079 {121}2	257.610 {131}	202.030 {467}
Units	ppm	ppm	ppm	ppm	ppm	ppm	ppm	ppm	ppm
Avg	**.05098**	**.04907**	**.05527**	**4.1985**	**31.543**	**.12585**	**33.432**	**.72840**	**.05931**
Stddev	.00279	.00330	.00079	.0132	.011	.00258	.028	.00084	.00160
%RSD	5.4658	6.7331	1.4251	.31328	.03573	2.0516	.08225	.11516	2.7007
#1	.05295	.05141	.05471	4.2078	31.551	.12402	33.451	.72780	.06045
#2	.04901	.04673	.05583	4.1892	31.535	.12768	33.412	.72899	.05818
Check ?	Chk Pass	Chk Pass	Chk Pass	Chk Pass	Chk Pass	Chk Pass	Chk Pass	Chk Pass	Chk Pass
High Limit									
Low Limit									

Elem	Na8183	Ni2316	P_1782	Pb2203	S_1820	Sb2068	Se1960	Si2881	SiO2
Line	818.326 { 41}	231.604 {446}	178.284 {489}	220.353 {453}	182.034 {485}	206.833 {463}	196.090 {472}	288.158 {117}	288.158 {117}2
Units	ppm	ppm	ppm	ppm	ppm	ppm	ppm	ppm	ppm
Avg	**78.718**	**.05606**	W **2.1074**	**.09981**	**42.481**	**.09712**	**.21825**	**18.216**	**38.982**
Stddev	.661	.00251	.0784	.00491	2.449	.00190	.00452	.026	.055
%RSD	.83985	4.4767	3.7210	4.9165	5.7650	1.9542	2.0692	.14016	.14016
#1	79.186	.05783	2.1629	.10328	44.213	.09847	.22145	18.234	39.021
#2	78.251	.05428	2.0520	.09634	40.749	.09578	.21506	18.198	38.944
Check ?	Chk Pass	Chk Pass	Chk Warn	Chk Pass	Chk Pass	Chk Pass	Chk Pass	Chk Pass	Chk Pass
High Limit			2.0000						
Low Limit			-1.0000						

Elem	Sn1899	Sr4077	Th2837	Ti3349	Tl1908	U_3701	V_2924	Zn2062	Zr3391
Line	189.989 {477}	407.771 { 83}	283.730 {119}	334.904 {101}	190.856 {477}	370.152 { 91}	292.402 {115}	206.200 {163}	339.198 { 99}
Units	ppm	ppm	ppm	ppm	ppm	ppm	ppm	ppm	ppm
Avg	**.09928**	**.65673**	**.19381**	**.04641**	**.18740**	**.48716**	**.05093**	**.19731**	**.05440**
Stddev	.00128	.00448	.00077	.00095	.00029	.00008	.00011	.00031	.00875
%RSD	1.2870	.68228	.39515	2.0572	.15732	.01693	.20795	.15797	16.087
#1	.09837	.65989	.19327	.04573	.18719	.48710	.05086	.19709	.04821
#2	.10018	.65356	.19435	.04708	.18761	.48721	.05101	.19753	.06058
Check ?	Chk Pass	Chk Pass	Chk Pass	Chk Pass	Chk Pass	Chk Pass	Chk Pass	Chk Pass	Chk Pass
High Limit									
Low Limit									

Int. Std.	Y_2243	Y_3600	Y_3774
Line	224.306 {450}	360.073 { 94}	377.433 { 89}
Units	Cts/S	Cts/S	Cts/S
Avg	**2645.6**	**38204.**	**2152.9**
Stddev	165.1	276.	25.6
%RSD	6.2412	.72177	1.1903
#1	2528.8	38399.	2134.8
#2	2762.4	38010.	2171.0

Sample Name: CCVH-3894253 Acquired: 5/18/2016 19:43:15 Type: QC
Method: 6500_025(v6) Mode: CONC Corr. Factor: 1.000000
User: CRHOADES Prep Date: Custom ID2: Custom ID3:
Comment:

Elem	Ag3280	Al3092	As1890	B_2089	Ba4554	Be3130	Bi2230	Ca3179	Cd2288	Co2286	Cr2055
Units	ppm	ppm	ppm	ppm	ppm	ppm	ppm	ppm	ppm	ppm	ppm
Avg	**-.00135**	**51.627**	**.00306**	**.00772**	**-.00128**	**.00059**	W **1.0994**	**.05641**	**-.00048**	**-.00071**	**.00011**
Stddev	.00020	1.914	.00111	.00060	.00029	.00030	.0113	.00337	.00015	.00028	.00014
%RSD	15.149	3.7064	36.247	7.7988	22.750	51.683	1.0251	5.9719	32.145	39.596	120.72
#1	-.00149	52.980	.00228	.00815	-.00149	.00080	1.1073	.05879	-.00059	-.00091	.00021
#2	-.00120	50.274	.00384	.00730	-.00108	.00037	1.0914	.05403	-.00037	-.00051	.00002
Check ?	None	Chk Pass	None	None	None	None	Chk Warn	None	None	None	None
Value							1.0000				
Range							5.0000%				

Elem	Cu3247	Fe2714	K_7664	Li6707	Mg2790	Mn2576	Mo2020	Na8183	Ni2316	P_1782	Pb2203
Units	ppm	ppm	ppm	ppm	ppm	ppm	ppm	ppm	ppm	ppm	ppm
Avg	**.00049**	**48.875**	**.24446**	**.00249**	**.05174**	**.00027**	**.00014**	**251.88**	**.00110**	**.00524**	**.00217**
Stddev	.00108	.865	.04786	.00169	.02294	.00037	.00007	4.97	.00009	.00128	.00271
%RSD	221.43	1.7700	19.579	67.707	44.334	136.89	53.071	1.9732	8.3517	24.335	124.67
#1	-.00028	49.487	.27831	.00369	.03552	.00001	.00009	255.39	.00117	.00434	.00408
#2	.00125	48.264	.21062	.00130	.06796	.00053	.00019	248.36	.00104	.00614	.00026
Check ?	None	Chk Pass	None	None	None	None	None	Chk Pass	None	None	None
Value											
Range											

Elem	S_1820	Sb2068	Se1960	Si2881	SiO2	Sn1899	Sr4077	Th2837	Ti3349	Tl1908	U_3701
Units	ppm	ppm	ppm	ppm	ppm	ppm	ppm	ppm	ppm	ppm	ppm
Avg	W **5.4365**	**-.01667**	**-.00258**	**.01907**	**.04080**	**.00200**	**.00088**	W **4.6021**	**.00670**	**.01140**	W **10.613**
Stddev	.1669	.00388	.00290	.02295	.04911	.00082	.00002	.0210	.00113	.00075	.038
%RSD	3.0708	23.252	112.45	120.35	120.35	40.790	1.8275	.45717	16.936	6.6150	.35512
#1	5.5546	-.01941	-.00053	.00284	.00608	.00258	.00087	4.6169	.00589	.01087	10.640
#2	5.3185	-.01393	-.00463	.03529	.07553	.00143	.00089	4.5872	.00750	.01194	10.587
Check ?	Chk Warn	None	None	None	None	None	None	Chk Warn	None	None	Chk Warn
Value	5.0000							5.0000			10.000
Range	5.0000%							-5.0000%			5.0000%

Elem	V_2924	Zn2062	Zr3391
Units	ppm	ppm	ppm
Avg	**.00939**	**.00882**	**.05970**
Stddev	.00024	.00128	.00273
%RSD	2.5428	14.517	4.5706
#1	.00922	.00791	.05777
#2	.00956	.00972	.06163
Check ?	None	None	None
Value			
Range			

Int. Std.	Y_2243	Y_3600	Y_3774
Units	Cts/S	Cts/S	Cts/S
Avg	**2483.5**	**39100.**	**2137.3**
Stddev	2.6	281.	56.7
%RSD	.10624	.71959	2.6518
#1	2481.6	38901.	2097.2
#2	2485.4	39299.	2177.4

Sample Name: CCV-3894251 Acquired: 5/18/2016 19:45:53 Type: QC
Method: 6500_025(v6) Mode: CONC Corr. Factor: 1.000000
User: CRHOADES Prep Date: Custom ID2: Custom ID3:
Comment:

Elem	Ag3280	Al1670	As1890	B_2089	Ba4554	Be3130	Bi2230	Ca3179	Cd2288	Co2286	Cr2055
Units	ppm	ppm	ppm	ppm	ppm	ppm	ppm	ppm	ppm	ppm	ppm
Avg	**.49452**	F **.55367**	**1.0559**	**.50351**	**.50199**	**.46459**	**.00028**	**4.9312**	**.49687**	**.50857**	**.51278**
Stddev	.00159	.00096	.0061	.00207	.00241	.00251	.00132	.0280	.00038	.00427	.00637
%RSD	.32196	.17359	.57513	.41014	.48060	.54134	477.69	.56836	.07637	.83903	1.2421
#1	.49564	.55435	1.0516	.50205	.50370	.46637	-.00066	4.9510	.49714	.50555	.50828
#2	.49339	.55299	1.0602	.50497	.50029	.46281	.00121	4.9113	.49660	.51159	.51728
Check ?	Chk Pass	Chk Fail	Chk Pass	Chk Pass	Chk Pass	Chk Pass	None	Chk Pass	Chk Pass	Chk Pass	Chk Pass
Value		.50000									
Range		10.490%									

Elem	Cu3247	Fe2599	K_7664	Li6707	Mg2790	Mn2576	Mo2020	Na5895	Ni2316	P_1782	Pb2203
Units	ppm	ppm	ppm	ppm	ppm	ppm	ppm	ppm	ppm	ppm	ppm
Avg	**.51828**	**2.3779**	**48.623**	**.98282**	**19.038**	**.46738**	**.52289**	**5.0458**	**.49996**	**.98982**	**1.0355**
Stddev	.00274	.0130	.339	.01248	.035	.00024	.00601	.0036	.00518	.01544	.0239
%RSD	.52812	.54661	.69673	1.2695	.18531	.05175	1.1488	.07050	1.0353	1.5596	2.3082
#1	.52022	2.3871	48.863	.97399	19.063	.46756	.51864	5.0433	.49630	.97891	1.0186
#2	.51635	2.3687	48.384	.99164	19.013	.46721	.52714	5.0483	.50362	1.0007	1.0524
Check ?	Chk Pass	Chk Pass	Chk Pass	Chk Pass	Chk Pass	Chk Pass	Chk Pass	Chk Pass	Chk Pass	Chk Pass	Chk Pass
Value											
Range											

Elem	S_1820	Sb2068	Se1960	Si2881	SiO2	Sn1899	Sr4077	Th2837	Ti3349	Tl1908	U_3701
Units	ppm	ppm	ppm	ppm	ppm	ppm	ppm	ppm	ppm	ppm	ppm
Avg	**.02359**	**1.0278**	W **1.1042**	**4.8244**	**10.324**	**1.0635**	**.47724**	**-.00108**	**.46188**	F **1.1233**	**.01527**
Stddev	.00016	.0238	.0518	.0058	.012	.0439	.00272	.00243	.00168	.0546	.06829
%RSD	.66356	2.3192	4.6920	.12005	.12005	4.1236	.57088	224.59	.36329	4.8598	447.13
#1	.02348	1.0110	1.0676	4.8203	10.315	1.0325	.47917	.00064	.46306	1.0847	-.03301
#2	.02370	1.0447	1.1409	4.8285	10.333	1.0945	.47532	-.00280	.46069	1.1619	.06356
Check ?	None	Chk Pass	Chk Warn	Chk Pass	Chk Pass	Chk Pass	Chk Pass	None	Chk Pass	Chk Fail	None
Value			1.0000							1.0000	
Range			10.000%							10.490%	

Elem	V_2924	Zn2062	Zr3391
Units	ppm	ppm	ppm
Avg	**.48020**	**.46090**	**.51828**
Stddev	.00638	.00189	.00322
%RSD	1.3290	.40901	.62049
#1	.48471	.46223	.51601
#2	.47569	.45957	.52056
Check ?	Chk Pass	Chk Pass	Chk Pass
Value			
Range			

Int. Std.	Y_2243	Y_3600	Y_3774
Units	Cts/S	Cts/S	Cts/S
Avg	**2579.3**	**40418.**	**2138.0**
Stddev	2.5	59.	5.9
%RSD	.09726	.14493	.27406
#1	2581.1	40460.	2133.9
#2	2577.5	40377.	2142.1

Sample Name: CCB Acquired: 5/18/2016 19:48:25 Type: QC
Method: 6500_025(v6) Mode: CONC Corr. Factor: 1.000000
User: CRHOADES Prep Date: Custom ID2: Custom ID3:
Comment:

Elem	Ag3280	Al1670	As1890	B_2089	Ba4554	Be3130	Bi2230	Ca3179	Cd2288	Co2286	Cr2055
Units	ppm	ppm	ppm	ppm	ppm	ppm	ppm	ppm	ppm	ppm	ppm
Avg	**-.00052**	**-.00025**	**.00033**	**.00306**	**.00018**	**.00045**	**-.00338**	**.07703**	**-.00014**	**.00002**	**-.00019**
Stddev	.00024	.00032	.00639	.00101	.00132	.00030	.00144	.11452	.00001	.00010	.00026
%RSD	45.566	127.43	1932.0	33.087	728.76	67.040	42.518	148.66	10.015	524.52	138.67
#1	-.00069	-.00002	-.00419	.00378	.00112	.00067	-.00440	.15801	-.00015	.00009	.00000
#2	-.00035	-.00047	.00485	.00234	-.00075	.00024	-.00237	-.00394	-.00013	-.00005	-.00037
Check ?	Chk Pass	Chk Pass	Chk Pass	Chk Pass	Chk Pass	Chk Pass	Chk Pass	Chk Pass	Chk Pass	Chk Pass	Chk Pass
High Limit											
Low Limit											

Elem	Cu3247	Fe2599	K_7664	Li6707	Mg2790	Mn2576	Mo2020	Na5895	Ni2316	P_1782	Pb2203
Units	ppm	ppm	ppm	ppm	ppm	ppm	ppm	ppm	ppm	ppm	ppm
Avg	**-.00150**	**.01368**	**.09421**	**-.00153**	**.00590**	**.00004**	**.00223**	**.19541**	**.00033**	**.00094**	**.00034**
Stddev	.00005	.01901	.06436	.00056	.00209	.00014	.00061	.13334	.00085	.00029	.00069
%RSD	3.0436	138.99	68.312	36.431	35.445	376.94	27.162	68.237	254.43	31.421	203.77
#1	-.00147	.02712	.13971	-.00192	.00442	-.00006	.00180	.28970	.00094	.00073	.00083
#2	-.00154	.00023	.04870	-.00113	.00737	.00013	.00266	.10112	-.00027	.00115	-.00015
Check ?	Chk Pass	Chk Pass	Chk Pass	Chk Pass	Chk Pass	Chk Pass	Chk Pass	Chk Pass	Chk Pass	Chk Pass	Chk Pass
High Limit											
Low Limit											

Elem	S_1820	Sb2068	Se1960	Si2881	SiO2	Sn1899	Sr4077	Th2837	Ti3349	Tl1908	U_3701
Units	ppm	ppm	ppm	ppm	ppm	ppm	ppm	ppm	ppm	ppm	ppm
Avg	**.02648**	W **.00470**	**.00685**	**.04284**	**.09167**	**-.00011**	**.00085**	**-.00129**	**-.00001**	**.00239**	**.01093**
Stddev	.00600	.00480	.00492	.02659	.05691	.00195	.00123	.00305	.00005	.00180	.02289
%RSD	22.666	102.06	71.763	62.077	62.077	1837.3	143.97	236.08	396.96	75.406	209.48
#1	.03072	.00131	.00338	.06164	.13191	-.00148	.00172	.00086	-.00005	.00366	-.00526
#2	.02224	.00810	.01033	.02403	.05143	.00127	-.00002	-.00344	.00002	.00111	.02711
Check ?	Chk Pass	Chk Warn	Chk Pass	Chk Pass	Chk Pass	Chk Pass	Chk Pass	Chk Pass	Chk Pass	Chk Pass	Chk Pass
High Limit		.00100									
Low Limit		-.00100									

Elem	V_2924	Zn2062	Zr3391
Units	ppm	ppm	ppm
Avg	**-.00017**	**-.00040**	**.00270**
Stddev	.00008	.00034	.00178
%RSD	45.769	83.678	65.759
#1	-.00011	-.00064	.00396
#2	-.00022	-.00017	.00145
Check ?	Chk Pass	Chk Pass	Chk Pass
High Limit			
Low Limit			

Int. Std.	Y_2243	Y_3600	Y_3774
Units	Cts/S	Cts/S	Cts/S
Avg	**2603.8**	**40826.**	**2340.6**
Stddev	8.7	21.	28.9
%RSD	.33476	.05080	1.2355
#1	2610.0	40840.	2361.0
#2	2597.7	40811.	2320.1

Sample Name: CCVL-3897520 Acquired: 5/18/2016 19:50:48 Type: QC
Method: 6500_025(v6) Mode: CONC Corr. Factor: 1.000000
User: CRHOADES Prep Date: Custom ID2: Custom ID3:
Comment:

Elem	Ag3280	Al1670	As1890	B_2089	Ba4554	Be3130	Bi2230	Ca3179	Cd2288	Co2286	Cr2055
Units	ppm	ppm	ppm	ppm	ppm	ppm	ppm	ppm	ppm	ppm	ppm
Avg	**.00972**	**.11431**	**.01392**	**.09807**	**.00897**	**.00105**	**.11393**	**.16913**	**.00500**	**.01032**	**.01092**
Stddev	.00098	.00042	.00343	.00058	.00057	.00022	.00468	.01227	.00024	.00011	.00009
%RSD	10.081	.36804	24.632	.58713	6.3814	21.135	4.1046	7.2573	4.8004	1.0339	.81136
#1	.01041	.11401	.01149	.09847	.00937	.00089	.11062	.16045	.00517	.01040	.01086
#2	.00902	.11460	.01634	.09766	.00857	.00121	.11724	.17781	.00483	.01025	.01098
Check ?	Chk Pass	Chk Pass	Chk Pass	Chk Pass	Chk Pass	Chk Pass	Chk Pass	Chk Pass	Chk Pass	Chk Pass	Chk Pass
Value											
Range											

Elem	Cu3247	Fe2599	K_7664	Li6707	Mg2790	Mn2576	Mo2020	Na5895	Ni2316	P_1782	Pb2203
Units	ppm	ppm	ppm	ppm	ppm	ppm	ppm	ppm	ppm	ppm	ppm
Avg	**.01516**	F **.15363**	**2.8699**	**.01158**	**.19482**	**.01025**	**.02175**	**1.0855**	**.04235**	**3.0465**	**.01035**
Stddev	.00041	.00253	.0670	.00158	.00231	.00019	.00007	.0284	.00028	.0080	.00229
%RSD	2.6917	1.6476	2.3353	13.666	1.1840	1.9001	.34054	2.6201	.66241	.26256	22.155
#1	.01487	.15184	2.8225	.01270	.19319	.01012	.02170	1.0654	.04216	3.0409	.01197
#2	.01545	.15542	2.9173	.01046	.19645	.01039	.02181	1.1057	.04255	3.0522	.00873
Check ?	Chk Pass	Chk Fail	Chk Pass	Chk Pass	Chk Pass	Chk Pass	Chk Pass	Chk Pass	Chk Pass	Chk Pass	Chk Pass
Value		.10000									
Range		30.000%									

Elem	S_1820	Sb2068	Se1960	Si2881	SiO2	Sn1899	Sr4077	Th2837	Ti3349	Tl1908	U_3701
Units	ppm	ppm	ppm	ppm	ppm	ppm	ppm	ppm	ppm	ppm	ppm
Avg	**.02556**	F **.03085**	**.01873**	**.43561**	**.93221**	**.11604**	**.00953**	**.01637**	**.00864**	**.01764**	F **-.00605**
Stddev	.00610	.00097	.00463	.02922	.06253	.00274	.00012	.00081	.00016	.00033	.00429
%RSD	23.868	3.1331	24.706	6.7072	6.7072	2.3634	1.2422	4.9527	1.8804	1.8793	70.927
#1	.02987	.03153	.01546	.41495	.88800	.11410	.00962	.01580	.00876	.01787	-.00301
#2	.02124	.03017	.02200	.45627	.97642	.11798	.00945	.01694	.00853	.01740	-.00908
Check ?	None	Chk Fail	Chk Pass	Chk Pass	Chk Pass	Chk Pass	Chk Pass	Chk Pass	Chk Pass	Chk Pass	Chk Fail
Value		.02000									.06000
Range		30.000%									-30.000%

Elem	V_2924	Zn2062	Zr3391
Units	ppm	ppm	ppm
Avg	**.01000**	**.01866**	**.01370**
Stddev	.00104	.00004	.00118
%RSD	10.418	.22543	8.6454
#1	.01074	.01863	.01286
#2	.00927	.01869	.01454
Check ?	Chk Pass	Chk Pass	Chk Pass
Value			
Range			

Int. Std.	Y_2243	Y_3600	Y_3774
Units	Cts/S	Cts/S	Cts/S
Avg	**2575.3**	**40687.**	**2313.5**
Stddev	9.3	78.	2.5
%RSD	.36020	.19086	.10849
#1	2581.9	40741.	2311.7
#2	2568.8	40632.	2315.3

Sample Name: MB 280-325053/1-A Acquired: 5/18/2016 19:53:29 Type: Unk
Method: 6500_025(v6) Mode: CONC Corr. Factor: 1.000000
User: CRHOADES Prep Date: 5/13 Custom ID2: Custom ID3:
Comment: 325053 6010B

Elem	Ag3280	Al1670	As1890	B_2089	Ba4554	Be3130	Bi2230	Ca3179	Cd2288
Line	328.068 {103}	167.079 {502}	189.042 {478}	208.959 {461}	455.403 { 74}	313.042 {108}	223.061 {451}	317.933 {106}	228.802 {447}
Units	ppm	ppm	ppm	ppm	ppm	ppm	ppm	ppm	ppm
Avg	**-.00129**	**.00599**	**-.00712**	**.00177**	**-.00016**	**.00013**	**.00085**	**-.00662**	**-.00028**
Stddev	.00040	.00218	.00359	.00036	.00053	.00009	.00278	.00167	.00004
%RSD	30.804	36.433	50.368	20.533	341.04	70.400	328.44	25.235	16.103
#1	-.00158	.00445	-.00459	.00203	-.00053	.00007	.00282	-.00544	-.00031
#2	-.00101	.00753	-.00966	.00151	.00022	.00020	-.00112	-.00780	-.00025
Check ?	Chk Pass	Chk Pass	Chk Pass	Chk Pass	Chk Pass	Chk Pass	Chk Pass	Chk Pass	Chk Pass
High Limit									
Low Limit									

Elem	Co2286	Cr2055	Cu3247	Fe2599	K_7664	Li6707	Mg2790	Mn2576	Mo2020
Line	228.616 {447}	205.560 {464}	324.754 {104}	259.940 {130}	766.490 { 44}	670.784 { 50}	279.079 {121}2	257.610 {131}	202.030 {467}
Units	ppm	ppm	ppm	ppm	ppm	ppm	ppm	ppm	ppm
Avg	**.00015**	**.00019**	**-.00062**	**.01956**	**.02663**	**-.00051**	**.00244**	**.00020**	**-.00031**
Stddev	.00025	.00023	.00004	.00183	.02105	.00135	.00170	.00010	.00101
%RSD	170.34	123.86	7.1026	9.3458	79.029	264.90	69.804	47.547	325.26
#1	-.00003	.00035	-.00066	.02086	.01175	.00044	.00365	.00027	-.00103
#2	.00033	.00002	-.00059	.01827	.04151	-.00146	.00124	.00013	.00040
Check ?	Chk Pass	Chk Pass	Chk Pass	Chk Pass	Chk Pass	Chk Pass	Chk Pass	Chk Pass	Chk Pass
High Limit									
Low Limit									

Elem	Na5895	Ni2316	P_1782	Pb2203	S_1820	Sb2068	Se1960	Si2881	SiO2
Line	589.592 { 57}	231.604 {446}	178.284 {489}	220.353 {453}	182.034 {485}	206.833 {463}	196.090 {472}	288.158 {117}	288.158 {117}2
Units	ppm	ppm	ppm	ppm	ppm	ppm	ppm	ppm	ppm
Avg	**.12613**	**-.00063**	**.00374**	**-.00051**	**.02306**	**.00265**	**.00061**	**.03519**	**.07531**
Stddev	.00174	.00013	.00152	.00033	.00482	.00073	.00149	.03106	.06646
%RSD	1.3785	20.946	40.715	64.062	20.906	27.633	246.01	88.252	88.252
#1	.12490	-.00054	.00482	-.00075	.02647	.00213	.00166	.05715	.12230
#2	.12736	-.00073	.00267	-.00028	.01965	.00317	-.00045	.01323	.02831
Check ?	Chk Pass	Chk Pass	Chk Pass	Chk Pass	Chk Pass	Chk Pass	Chk Pass	Chk Pass	None
High Limit									
Low Limit									

Elem	Sn1899	Sr4077	Th2837	Ti3349	Tl1908	U_3701	V_2924	Zn2062	Zr3391
Line	189.989 {477}	407.771 { 83}	283.730 {119}	334.904 {101}	190.856 {477}	370.152 { 91}	292.402 {115}	206.200 {163}	339.198 { 99}
Units	ppm	ppm	ppm	ppm	ppm	ppm	ppm	ppm	ppm
Avg	**-.00029**	**.00016**	**.00112**	**-.00089**	**.00027**	**-.03319**	**.00047**	**.00056**	**.00174**
Stddev	.00222	.00002	.00118	.00031	.00653	.04525	.00078	.00031	.00124
%RSD	763.33	9.8152	105.87	35.420	2392.1	136.33	166.45	54.889	71.354
#1	-.00186	.00017	.00028	-.00111	-.00434	-.06519	-.00008	.00034	.00086
#2	.00128	.00015	.00195	-.00067	.00489	-.00120	.00102	.00077	.00262
Check ?	Chk Pass	Chk Pass	Chk Pass	Chk Pass	Chk Pass	Chk Pass	Chk Pass	Chk Pass	Chk Pass
High Limit									
Low Limit									

Int. Std.	Y_2243	Y_3600	Y_3774
Line	224.306 {450}	360.073 { 94}	377.433 { 89}
Units	Cts/S	Cts/S	Cts/S
Avg	**2551.8**	**40273.**	**2177.3**
Stddev	4.5	45.	153.3
%RSD	.17770	.11187	7.0416
#1	2555.0	40241.	2285.7
#2	2548.6	40305.	2068.9

Sample Name: LCS 280-325053/2-A Acquired: 5/18/2016 19:55:52 Type: Unk
Method: 6500_025(v6) Mode: CONC Corr. Factor: 1.000000
User: CRHOADES Prep Date: Custom ID2: Custom ID3:
Comment: 325053 6010B

Elem	Ag3280	Al1670	Al3092	As1890	B_2089	Ba4554	Be3130	Bi2230	Ca3179
Line	328.068 {103}	167.079 {502}	309.271 {109}	189.042 {478}	208.959 {461}	455.403 { 74}	313.042 {108}	223.061 {451}	317.933 {106}
Units	ppm	ppm	ppm	ppm	ppm	ppm	ppm	ppm	ppm
Avg	**.05101**	F **2.2324**	F **2.4707**	F **1.1203**	**1.0551**	**2.0736**	**.04831**	**2.2925**	**50.205**
Stddev	.00023	.0046	.0996	.0137	.0002	.0420	.00082	.0007	1.140
%RSD	.45484	.20446	4.0290	1.2211	.02027	2.0253	1.6886	.02998	2.2710
#1	.05118	2.2357	2.5411	1.1300	1.0553	2.1033	.04888	2.2920	51.011
#2	.05085	2.2292	2.4003	1.1106	1.0550	2.0439	.04773	2.2930	49.398
Check ?	Chk Pass	Chk Fail	Chk Fail	Chk Fail	Chk Pass	Chk Pass	Chk Pass	None	Chk Pass
High Limit		2.2299	2.2250	1.1050					
Low Limit		1.7300	1.7300	.87500					

Elem	Cd2288	Co2286	Cr2055	Cu3247	Fe2599	K_7664	Li6707	Mg2790	Mn2576
Line	228.802 {447}	228.616 {447}	205.560 {464}	324.754 {104}	259.940 {130}	766.490 { 44}	670.784 { 50}	279.079 {121}2	257.610 {131}
Units	ppm	ppm	ppm	ppm	ppm	ppm	ppm	ppm	ppm
Avg	**.10287**	**.51128**	W **.21094**	**.27042**	**1.1263**	**50.279**	**1.0133**	**49.773**	**.48259**
Stddev	.00026	.00147	.00139	.00006	.0206	.684	.0119	.116	.00103
%RSD	.25665	.28774	.65706	.02200	1.8262	1.3604	1.1785	.23346	.21444
#1	.10269	.51232	.21192	.27038	1.1409	50.763	1.0218	49.691	.48186
#2	.10306	.51024	.20996	.27046	1.1118	49.795	1.0049	49.855	.48332
Check ?	Chk Pass	Chk Pass	Chk Warn	Chk Pass	Chk Pass	Chk Pass	Chk Pass	Chk Pass	Chk Pass
High Limit			.21000						
Low Limit			.19000						

Elem	Mo2020	Na8183	Ni2316	P_1782	Pb2203	S_1820	Sb2068	Se1960	Si2881
Line	202.030 {467}	818.326 { 41}	231.604 {446}	178.284 {489}	220.353 {453}	182.034 {485}	206.833 {463}	196.090 {472}	288.158 {117}
Units	ppm	ppm	ppm	ppm	ppm	ppm	ppm	ppm	ppm
Avg	F **1.1153**	**55.284**	**.50512**	**10.531**	**.52974**	**2.2117**	W **.55014**	F **2.3198**	**10.148**
Stddev	.0041	.223	.00171	.007	.00235	.0148	.00285	.0014	.044
%RSD	.36514	.40252	.33932	.06882	.44337	.66837	.51875	.06181	.43309
#1	1.1181	55.126	.50633	10.536	.52808	2.2013	.55216	2.3208	10.117
#2	1.1124	55.441	.50391	10.526	.53140	2.2222	.54812	2.3188	10.179
Check ?	Chk Fail	Chk Pass	Chk Pass	Chk Pass	Chk Pass	None	Chk Warn	Chk Fail	Chk Pass
High Limit	1.1000						.54000	2.2400	
Low Limit	.90000						.44000	1.7000	

Elem	SiO2	Sn1899	Sr4077	Th2837	Ti3349	Tl1908	U_3701	V_2924	Zn2062
Line	288.158 {117}2	189.989 {477}	407.771 { 83}	283.730 {119}	334.904 {101}	190.856 {477}	370.152 { 91}	292.402 {115}	206.200 {163}
Units	ppm	ppm	ppm	ppm	ppm	ppm	ppm	ppm	ppm
Avg	**21.717**	**2.1902**	**.96244**	**.98337**	**.97167**	**2.1183**	**2.2477**	**.49971**	**.47754**
Stddev	.094	.0053	.02242	.00057	.00049	.0590	.0548	.00078	.00278
%RSD	.43309	.24391	2.3300	.05747	.05000	2.7848	2.4374	.15515	.58111
#1	21.651	2.1940	.97830	.98297	.97201	2.1600	2.2090	.49916	.47558
#2	21.784	2.1865	.94659	.98377	.97133	2.0766	2.2865	.50026	.47950
Check ?	None	Chk Pass	Chk Pass	Chk Pass	Chk Pass	Chk Pass	Chk Pass	Chk Pass	Chk Pass
High Limit									
Low Limit									

Elem	Zr3391
Line	339.198 { 99}
Units	ppm
Avg	**.54735**
Stddev	.00067
%RSD	.12288
#1	.54783
#2	.54688
Check ?	Chk Pass
High Limit	
Low Limit	

Sample Name: LCS 280-325053/2-A Acquired: 5/18/2016 19:55:52 Type: Unk
Method: 6500_025(v6) Mode: CONC Corr. Factor: 1.000000
User: CRHOADES Prep Date: Custom ID2: Custom ID3:
Comment: 325053 6010B

Int. Std.	Y_2243	Y_3600	Y_3774
Line	224.306 {450}	360.073 { 94}	377.433 { 89}
Units	Cts/S	Cts/S	Cts/S
Avg	**2471.5**	**38741.**	**2128.1**
Stddev	11.5	37.	47.7
%RSD	.46508	.09579	2.2431
#1	2463.4	38715.	2094.3
#2	2479.6	38767.	2161.8

Sample Name: 280-82998-I-2-A Acquired: 5/18/2016 19:58:19 Type: Unk
Method: 6500_025(v6) Mode: CONC Corr. Factor: 1.000000
User: CRHOADES Prep Date: Custom ID2: Custom ID3:
Comment: 325053 6010B

Elem	Ag3280	Al1670	As1890	B_2089	Ba4554	Be3130	Bi2230	Ca3179	Cd2288
Line	328.068 {103}	167.079 {502}	189.042 {478}	208.959 {461}	455.403 { 74}	313.042 {108}	223.061 {451}	317.933 {106}	228.802 {447}
Units	ppm	ppm	ppm	ppm	ppm	ppm	ppm	ppm	ppm
Avg	k **-.00038**	**.21753**	**.01152**	**4.7403**	**1.3424**	k **.00028**	k **-.00616**	W **511.24**	k **.00159**
Stddev	.00015	.00909	.00265	.1081	.0013	.00003	.00134	1.26	.00010
%RSD	37.798	4.1809	23.042	2.2796	.09834	12.067	21.764	.24613	6.4266
#1	-.00028	.22396	.01340	4.8167	1.3433	.00030	-.00710	510.35	.00166
#2	k -.00049	.21110	.00964	4.6638	1.3414	k .00025	k -.00521	512.13	k .00152
Check ?	Chk Pass	Chk Pass	Chk Pass	Chk Pass	Chk Pass	Chk Pass	Chk Pass	Chk Warn	Chk Pass
High Limit								500.00	
Low Limit								-.05000	

Elem	Co2286	Cr2055	Cu3247	Fe2599	K_7664	Li6707	Mg2790	Mn2576	Mo2020
Line	228.616 {447}	205.560 {464}	324.754 {104}	259.940 {130}	766.490 { 44}	670.784 { 50}	279.079 {121}2	257.610 {131}	202.030 {467}
Units	ppm	ppm	ppm	ppm	ppm	ppm	ppm	ppm	ppm
Avg	k **.00526**	**.01971**	k **.00692**	**23.760**	W **223.68**	**.32005**	k **176.34**	^ *****	k **.00667**
Stddev	.00047	.00001	.00048	.046	.84	.00097	244.02	-----	.00060
%RSD	8.8682	.04521	6.9419	.19516	.37620	.30190	138.38	-----	9.0648
#1	.00493	.01971	.00726	23.727	224.28	.31936	348.89	1.8251	.00624
#2	k .00559	.01972	k .00658	23.793	223.09	.32073	k 3.7977	^ -----	k .00710
Check ?	Chk Pass	Chk Pass	Chk Pass	Chk Pass	Chk Warn	Chk Pass	Chk Pass	Chk Pass	Chk Pass
High Limit					100.00				
Low Limit					-.50000				

Elem	Na8183	Ni2316	P_1782	Pb2203	S_1820	Sb2068	Se1960	Si2881	SiO2
Line	818.326 { 41}	231.604 {446}	178.284 {489}	220.353 {453}	182.034 {485}	206.833 {463}	196.090 {472}	288.158 {117}	288.158 {117}2
Units	ppm	ppm	ppm	ppm	ppm	ppm	ppm	ppm	ppm
Avg	W **1205.7**	k **.11067**	W **5.0880**	k **.00542**	k **14.558**	k **.00073**	k **.01319**	**21.964**	**47.003**
Stddev	3.1	.00077	.0182	.00092	.055	.00136	.00996	.091	.194
%RSD	.25628	.69472	.35822	16.936	.38026	187.15	75.495	.41228	.41228
#1	1203.5	.11122	5.1009	.00606	14.598	.00169	.00615	21.900	46.866
#2	1207.9	k .11013	5.0751	k .00477	k 14.519	k -.00024	k .02023	22.028	47.140
Check ?	Chk Warn	Chk Pass	Chk Warn	Chk Pass	Chk Pass	Chk Pass	Chk Pass	Chk Pass	Chk Pass
High Limit	500.00		2.0000						
Low Limit	11.000		-1.0000						

Elem	Sn1899	Sr4077	Th2837	Ti3349	Tl1908	U_3701	V_2924	Zn2062	Zr3391
Line	189.989 {477}	407.771 { 83}	283.730 {119}	334.904 {101}	190.856 {477}	370.152 { 91}	292.402 {115}	206.200 {163}	339.198 { 99}
Units	ppm	ppm	ppm	ppm	ppm	ppm	ppm	ppm	ppm
Avg	k **.00848**	W **8.8885**	k **-.00210**	k **.01761**	k **.01959**	kW **-.09655**	k **.01437**	**.16094**	k **.01541**
Stddev	.00207	.0610	.00148	.00007	.00935	.00771	.00067	.00361	.00421
%RSD	24.399	.68678	70.247	.39181	47.704	7.9862	4.6725	2.2417	27.330
#1	.00702	8.8454	-.00106	.01766	.01299	-.09110	.01485	.16349	.01839
#2	k .00994	8.9317	k -.00315	k .01756	k .02620	k -.10201	k .01390	.15839	k .01243
Check ?	Chk Pass	Chk Warn	Chk Pass	Chk Pass	Chk Pass	Chk Warn	Chk Pass	Chk Pass	Chk Pass
High Limit		5.0000				45.000			
Low Limit		-.01000				-.05000			

Int. Std.	Y_2243	Y_3600	Y_3774
Line	224.306 {450}	360.073 { 94}	377.433 { 89}
Units	Cts/S	Cts/S	Cts/S
Avg	**2480.6**	**37393.**	**2257.6**
Stddev	63.0	41.	26.9
%RSD	2.5400	.10889	1.1896
#1	2436.0	37421.	2276.6
#2	2525.1	37364.	2238.6

Sample Name: 280-82998-I-2-A SD@5 Acquired: 5/18/2016 20:01:29 Type: Unk
Method: 6500_025(v6) Mode: CONC Corr. Factor: 1.000000
User: CRHOADES Prep Date: Custom ID2: Custom ID3:
Comment: 325053 6010B

Elem	Ag3280	Al1670	As1890	B_2089	Ba4554	Be3130	Bi2230	Ca3179	Cd2288
Line	328.068 {103}	167.079 {502}	189.042 {478}	208.959 {461}	455.403 { 74}	313.042 {108}	223.061 {451}	317.933 {106}	228.802 {447}
Units	ppm	ppm	ppm	ppm	ppm	ppm	ppm	ppm	ppm
Avg	**.00004**	**.05307**	**-.00134**	**1.0069**	**.25783**	**.00052**	**-.00049**	**99.608**	**.00103**
Stddev	.00011	.00188	.00077	.0032	.00054	.00030	.00023	1.222	.00008
%RSD	268.63	3.5341	57.339	.31755	.21135	56.757	47.825	1.2273	7.6913
#1	-.00004	.05439	-.00079	1.0092	.25744	.00031	-.00065	98.743	.00097
#2	.00012	.05174	-.00188	1.0046	.25822	.00073	-.00032	100.47	.00108
Check ?	Chk Pass	Chk Pass	Chk Pass	Chk Pass	Chk Pass	Chk Pass	Chk Pass	Chk Pass	Chk Pass
High Limit									
Low Limit									

Elem	Co2286	Cr2055	Cu3247	Fe2599	K_7664	Li6707	Mg2790	Mn2576	Mo2020
Line	228.616 {447}	205.560 {464}	324.754 {104}	259.940 {130}	766.490 { 44}	670.784 { 50}	279.079 {121}2	257.610 {131}	202.030 {467}
Units	ppm	ppm	ppm	ppm	ppm	ppm	ppm	ppm	ppm
Avg	**.00106**	**.00356**	**.00243**	**4.6180**	**42.305**	**.06218**	**67.769**	**.35797**	**.00054**
Stddev	.00012	.00032	.00084	.0633	.518	.00050	.502	.00254	.00046
%RSD	11.228	8.9657	34.643	1.3707	1.2244	.80893	.74037	.71013	85.118
#1	.00115	.00378	.00302	4.5732	41.939	.06254	68.124	.35977	.00087
#2	.00098	.00333	.00183	4.6627	42.671	.06183	67.414	.35617	.00022
Check ?	Chk Pass	Chk Pass	Chk Pass	Chk Pass	Chk Pass	Chk Pass	Chk Pass	Chk Pass	Chk Pass
High Limit									
Low Limit									

Elem	Na8183	Ni2316	P_1782	Pb2203	S_1820	Sb2068	Se1960	Si2881	SiO2
Line	818.326 { 41}	231.604 {446}	178.284 {489}	220.353 {453}	182.034 {485}	206.833 {463}	196.090 {472}	288.158 {117}	288.158 {117}2
Units	ppm	ppm	ppm	ppm	ppm	ppm	ppm	ppm	ppm
Avg	**239.25**	**.02222**	**.97288**	**.00174**	**2.7037**	**.00324**	**.01351**	**4.1991**	**8.9860**
Stddev	1.83	.00066	.00540	.00213	.0083	.00632	.00554	.0028	.0061
%RSD	.76694	2.9890	.55467	121.96	.30509	195.49	41.012	.06763	.06763
#1	237.95	.02175	.96906	.00024	2.6978	-.00124	.01742	4.1971	8.9817
#2	240.55	.02269	.97669	.00325	2.7095	.00771	.00959	4.2011	8.9903
Check ?	Chk Pass	Chk Pass	Chk Pass	Chk Pass	Chk Pass	Chk Pass	Chk Pass	Chk Pass	Chk Pass
High Limit									
Low Limit									

Elem	Sn1899	Sr4077	Th2837	Ti3349	Tl1908	U_3701	V_2924	Zn2062	Zr3391
Line	189.989 {477}	407.771 { 83}	283.730 {119}	334.904 {101}	190.856 {477}	370.152 { 91}	292.402 {115}	206.200 {163}	339.198 { 99}
Units	ppm	ppm	ppm	ppm	ppm	ppm	ppm	ppm	ppm
Avg	**-.00030**	**1.6841**	**-.00071**	**.00373**	**.00059**	**-.01817**	**.00302**	**.03431**	**.00436**
Stddev	.00266	.0160	.00074	.00017	.00218	.05428	.00077	.00065	.00075
%RSD	891.03	.95279	104.64	4.5074	369.82	298.65	25.455	1.8975	17.252
#1	.00158	1.6728	-.00019	.00362	.00214	.02021	.00247	.03477	.00490
#2	-.00218	1.6955	-.00124	.00385	-.00095	-.05656	.00356	.03385	.00383
Check ?	Chk Pass	Chk Pass	Chk Pass	Chk Pass	Chk Pass	Chk Pass	Chk Pass	Chk Pass	Chk Pass
High Limit									
Low Limit									

Int. Std.	Y_2243	Y_3600	Y_3774
Line	224.306 {450}	360.073 { 94}	377.433 { 89}
Units	Cts/S	Cts/S	Cts/S
Avg	**2592.1**	**40420.**	**2344.9**
Stddev	52.5	332.	2.9
%RSD	2.0263	.82021	.12335
#1	2554.9	40186.	2342.8
#2	2629.2	40655.	2346.9

Sample Name: 280-82998-I-2-B MS Acquired: 5/18/2016 20:04:07 Type: Unk
Method: 6500_025(v6) Mode: CONC Corr. Factor: 1.000000
User: CRHOADES Prep Date: Custom ID2: Custom ID3:
Comment: 325053 6010B

Elem	Ag3280	Al1670	Al3092	As1890	B_2089	Ba4554	Be3130	Bi2230	Ca3179
Line	328.068 {103}	167.079 {502}	309.271 {109}	189.042 {478}	208.959 {461}	455.403 { 74}	313.042 {108}	223.061 {451}	317.933 {106}
Units	ppm	ppm	ppm	ppm	ppm	ppm	ppm	ppm	ppm
Avg	**.05668**	**2.2732**	**3.4316**	**1.1761**	**5.9480**	**3.5376**	**.04838**	F **2.2729**	W **575.14**
Stddev	.00053	.0810	.0917	.0514	.1972	.0008	.00015	.0721	.07
%RSD	.93178	3.5634	2.6717	4.3664	3.3156	.02355	.31616	3.1706	.01288
#1	.05706	2.2159	3.4964	1.1398	5.8085	3.5382	.04849	2.2220	575.08
#2	.05631	2.3305	3.3668	1.2124	6.0874	3.5370	.04827	2.3239	575.19
Check ?	Chk Pass	Chk Pass	Chk Pass	Chk Pass	Chk Pass	Chk Pass	Chk Pass	Chk Fail	Chk Warn
High Limit								.10000	500.00
Low Limit								-.10000	-.05000

Elem	Cd2288	Co2286	Cr2055	Cu3247	Fe2599	K_7664	Li6707	Mg2790	Mn2576
Line	228.802 {447}	228.616 {447}	205.560 {464}	324.754 {104}	259.940 {130}	766.490 { 44}	670.784 { 50}	279.079 {121}2	257.610 {131}
Units	ppm	ppm	ppm	ppm	ppm	ppm	ppm	ppm	ppm
Avg	**.10771**	**.48368**	**.22503**	**.28845**	**25.527**	W **280.86**	**1.3898**	**405.86**	**2.3533**
Stddev	.00273	.01309	.00819	.00008	.023	.89	.0032	3.97	.0027
%RSD	2.5358	2.7068	3.6374	.02839	.08901	.31812	.22642	.97716	.11581
#1	.10578	.47442	.21924	.28851	25.511	281.49	1.3920	403.06	2.3514
#2	.10964	.49294	.23082	.28839	25.543	280.23	1.3876	408.67	2.3552
Check ?	Chk Pass	Chk Pass	Chk Pass	Chk Pass	Chk Pass	Chk Warn	Chk Pass	Chk Pass	Chk Pass
High Limit						100.00			
Low Limit						-.50000			

Elem	Mo2020	Na8183	Ni2316	P_1782	Pb2203	S_1820	Sb2068	Se1960	Si2881
Line	202.030 {467}	818.326 { 41}	231.604 {446}	178.284 {489}	220.353 {453}	182.034 {485}	206.833 {463}	196.090 {472}	288.158 {117}
Units	ppm	ppm	ppm	ppm	ppm	ppm	ppm	ppm	ppm
Avg	**1.0943**	W **1299.7**	**.57966**	W **16.063**	**.48865**	**17.232**	**.55647**	**2.3488**	**32.287**
Stddev	.0367	2.2	.01514	.350	.01580	.551	.01473	.0408	.101
%RSD	3.3568	.16614	2.6110	2.1805	3.2332	3.1954	2.6462	1.7393	.31308
#1	1.0683	1298.1	.56895	15.815	.47748	16.843	.54606	2.3199	32.359
#2	1.1202	1301.2	.59036	16.311	.49982	17.621	.56688	2.3777	32.216
Check ?	Chk Pass	Chk Warn	Chk Pass	Chk Warn	Chk Pass	Chk Pass	Chk Pass	Chk Pass	Chk Pass
High Limit		500.00		2.0000					
Low Limit		11.000		-1.0000					

Elem	SiO2	Sn1899	Sr4077	Th2837	Ti3349	Tl1908	U_3701	V_2924	Zn2062
Line	288.158 {117}2	189.989 {477}	407.771 { 83}	283.730 {119}	334.904 {101}	190.856 {477}	370.152 { 91}	292.402 {115}	206.200 {163}
Units	ppm	ppm	ppm	ppm	ppm	ppm	ppm	ppm	ppm
Avg	**69.095**	**1.9993**	W **10.048**	**.97707**	**.99663**	**1.6498**	**2.1658**	**.52028**	**.61552**
Stddev	.216	.0391	.097	.00247	.00054	.0407	.0478	.00087	.00076
%RSD	.31308	1.9555	.96037	.25271	.05392	2.4653	2.2090	.16789	.12404
#1	69.248	1.9716	10.117	.97881	.99625	1.6786	2.1320	.51966	.61498
#2	68.942	2.0269	9.9802	.97532	.99701	1.6210	2.1997	.52090	.61606
Check ?	Chk Pass	Chk Pass	Chk Warn	Chk Pass	Chk Pass	Chk Pass	Chk Pass	Chk Pass	Chk Pass
High Limit			5.0000						
Low Limit			-.01000						

Elem	Zr3391
Line	339.198 { 99}
Units	ppm
Avg	**.53281**
Stddev	.01590
%RSD	2.9836
#1	.54406
#2	.52157
Check ?	Chk Pass
High Limit	
Low Limit	

Sample Name: 280-82998-I-2-B MS Acquired: 5/18/2016 20:04:07 Type: Unk
Method: 6500_025(v6) Mode: CONC Corr. Factor: 1.000000
User: CRHOADES Prep Date: Custom ID2: Custom ID3:
Comment: 325053 6010B

Int. Std.	Y_2243	Y_3600	Y_3774
Line	224.306 {450}	360.073 { 94}	377.433 { 89}
Units	Cts/S	Cts/S	Cts/S
Avg	**2391.0**	**36803.**	**2225.3**
Stddev	88.6	28.	1.6
%RSD	3.7042	.07724	.07039
#1	2453.6	36783.	2224.2
#2	2328.4	36823.	2226.4

Sample Name: 280-82998-I-2-C MSD Acquired: 5/18/2016 20:07:08 Type: Unk
Method: 6500_025(v6) Mode: CONC Corr. Factor: 1.000000
User: CRHOADES Prep Date: Custom ID2: Custom ID3:
Comment: 325053 6010B

Elem	Ag3280	Al1670	Al3092	As1890	B_2089	Ba4554	Be3130	Bi2230	Ca3179
Line	328.068 {103}	167.079 {502}	309.271 {109}	189.042 {478}	208.959 {461}	455.403 { 74}	313.042 {108}	223.061 {451}	317.933 {106}
Units	ppm	ppm	ppm	ppm	ppm	ppm	ppm	ppm	ppm
Avg	**.05569**	**2.2821**	**3.4079**	**1.1882**	**5.8532**	**3.5121**	**.04875**	F **2.3004**	W **561.60**
Stddev	.00118	.0529	.0192	.0317	.1341	.0053	.00016	.0535	1.32
%RSD	2.1199	2.3181	.56420	2.6691	2.2914	.15222	.33408	2.3261	.23437
#1	.05485	2.3195	3.3943	1.2107	5.9481	3.5159	.04886	2.3382	562.53
#2	.05652	2.2446	3.4215	1.1658	5.7584	3.5083	.04863	2.2625	560.67
Check ?	Chk Pass	Chk Pass	Chk Pass	Chk Pass	Chk Pass	Chk Pass	Chk Pass	Chk Fail	Chk Warn
High Limit								.10000	500.00
Low Limit								-.10000	-.05000

Elem	Cd2288	Co2286	Cr2055	Cu3247	Fe2599	K_7664	Li6707	Mg2790	Mn2576
Line	228.802 {447}	228.616 {447}	205.560 {464}	324.754 {104}	259.940 {130}	766.490 { 44}	670.784 { 50}	279.079 {121}2	257.610 {131}
Units	ppm	ppm	ppm	ppm	ppm	ppm	ppm	ppm	ppm
Avg	**.10902**	**.49055**	**.22686**	**.28579**	**24.840**	W **274.02**	**1.3842**	**389.90**	**2.2771**
Stddev	.00273	.01117	.00531	.00138	.050	1.96	.0018	.68	.0024
%RSD	2.5035	2.2779	2.3423	.48198	.20002	.71688	.12735	.17494	.10524
#1	.11095	.49846	.23061	.28481	24.876	275.41	1.3829	389.42	2.2788
#2	.10709	.48265	.22310	.28676	24.805	272.63	1.3854	390.38	2.2754
Check ?	Chk Pass	Chk Pass	Chk Pass	Chk Pass	Chk Pass	Chk Warn	Chk Pass	Chk Pass	Chk Pass
High Limit						100.00			
Low Limit						-.50000			

Elem	Mo2020	Na8183	Ni2316	P_1782	Pb2203	S_1820	Sb2068	Se1960	Si2881
Line	202.030 {467}	818.326 { 41}	231.604 {446}	178.284 {489}	220.353 {453}	182.034 {485}	206.833 {463}	196.090 {472}	288.158 {117}
Units	ppm	ppm	ppm	ppm	ppm	ppm	ppm	ppm	ppm
Avg	**1.1109**	W **1267.9**	**.58544**	W **16.040**	**.49357**	**16.844**	**.56083**	**2.3628**	**31.666**
Stddev	.0280	5.0	.01146	.202	.01312	.395	.01314	.0566	.002
%RSD	2.5248	.39236	1.9569	1.2617	2.6579	2.3437	2.3438	2.3951	.00788
#1	1.1308	1271.4	.59354	16.183	.50285	17.123	.57012	2.4028	31.664
#2	1.0911	1264.4	.57734	15.897	.48430	16.565	.55153	2.3227	31.668
Check ?	Chk Pass	Chk Warn	Chk Pass	Chk Warn	Chk Pass	Chk Pass	Chk Pass	Chk Pass	Chk Pass
High Limit		500.00		2.0000					
Low Limit		11.000		-1.0000					

Elem	SiO2	Sn1899	Sr4077	Th2837	Ti3349	Tl1908	U_3701	V_2924	Zn2062
Line	288.158 {117}2	189.989 {477}	407.771 { 83}	283.730 {119}	334.904 {101}	190.856 {477}	370.152 { 91}	292.402 {115}	206.200 {163}
Units	ppm	ppm	ppm	ppm	ppm	ppm	ppm	ppm	ppm
Avg	**67.765**	W **2.0131**	W **9.8628**	**.97199**	**.98658**	**1.7453**	**2.1710**	**.51556**	**.60621**
Stddev	.005	.0407	.0126	.00053	.00131	.0844	.0049	.00004	.00051
%RSD	.00788	2.0197	.12737	.05464	.13264	4.8368	.22412	.00848	.08420
#1	67.762	2.0419	9.8717	.97161	.98565	1.8050	2.1745	.51559	.60657
#2	67.769	1.9844	9.8539	.97237	.98750	1.6856	2.1676	.51553	.60585
Check ?	Chk Pass	Chk Warn	Chk Warn	Chk Pass	Chk Pass	Chk Pass	Chk Pass	Chk Pass	Chk Pass
High Limit		2.0000	5.0000						
Low Limit		-.05000	-.01000						

Elem	Zr3391
Line	339.198 { 99}
Units	ppm
Avg	**.53362**
Stddev	.00924
%RSD	1.7316
#1	.52709
#2	.54016
Check ?	Chk Pass
High Limit	
Low Limit	

Sample Name: 280-82998-I-2-C MSD Acquired: 5/18/2016 20:07:08 Type: Unk
Method: 6500_025(v6) Mode: CONC Corr. Factor: 1.000000
User: CRHOADES Prep Date: Custom ID2: Custom ID3:
Comment: 325053 6010B

Int. Std.	Y_2243	Y_3600	Y_3774
Line	224.306 {450}	360.073 { 94}	377.433 { 89}
Units	Cts/S	Cts/S	Cts/S
Avg	**2363.9**	**37077.**	**2228.0**
Stddev	49.8	182.	10.7
%RSD	2.1046	.49101	.47799
#1	2328.7	36948.	2220.5
#2	2399.1	37206.	2235.6

Sample Name: CCVH-3894253 Acquired: 5/18/2016 20:10:06 Type: QC
Method: 6500_025(v6) Mode: CONC Corr. Factor: 1.000000
User: CRHOADES Prep Date: Custom ID2: Custom ID3:
Comment:

Elem	Ag3280	Al3092	As1890	B_2089	Ba4554	Be3130	Bi2230	Ca3179	Cd2288	Co2286	Cr2055
Units	ppm	ppm	ppm	ppm	ppm	ppm	ppm	ppm	ppm	ppm	ppm
Avg	**.00010**	**52.643**	**-.00863**	**.03678**	**-.00023**	**.00041**	W **1.1020**	**.02947**	**-.00030**	**-.00081**	**.00009**
Stddev	.00006	1.733	.00619	.00353	.00063	.00006	.0025	.00891	.00011	.00055	.00026
%RSD	58.315	3.2913	71.637	9.6071	278.69	14.493	.22659	30.219	36.780	67.490	290.20
#1	.00006	53.868	-.00426	.03928	-.00067	.00045	1.1003	.03577	-.00022	-.00120	-.00009
#2	.00014	51.418	-.01301	.03428	.00022	.00037	1.1038	.02317	-.00037	-.00042	.00027
Check ?	None	Chk Pass	None	None	None	None	Chk Warn	None	None	None	None
Value							1.0000				
Range							5.0000%				

Elem	Cu3247	Fe2714	K_7664	Li6707	Mg2790	Mn2576	Mo2020	Na8183	Ni2316	P_1782	Pb2203
Units	ppm	ppm	ppm	ppm	ppm	ppm	ppm	ppm	ppm	ppm	ppm
Avg	**.00003**	**49.721**	**.68933**	**.00018**	**.03253**	**-.00018**	**.00180**	**256.17**	**.00114**	**.01418**	**.00023**
Stddev	.00060	1.212	.13087	.00160	.01356	.00003	.00081	3.62	.00086	.00328	.00054
%RSD	2366.2	2.4380	18.985	893.51	41.705	18.859	45.203	1.4112	75.507	23.111	231.07
#1	-.00040	50.578	.78187	-.00095	.04212	-.00016	.00122	258.73	.00053	.01650	-.00015
#2	.00045	48.864	.59679	.00131	.02293	-.00020	.00238	253.62	.00174	.01187	.00061
Check ?	None	Chk Pass	None	None	None	None	None	Chk Pass	None	None	None
Value											
Range											

Elem	S_1820	Sb2068	Se1960	Si2881	SiO2	Sn1899	Sr4077	Th2837	Ti3349	Tl1908	U_3701
Units	ppm	ppm	ppm	ppm	ppm	ppm	ppm	ppm	ppm	ppm	ppm
Avg	**5.2186**	**-.00825**	**.01460**	**.02985**	**.06388**	**.00180**	**.00104**	W **4.6835**	**.00663**	**.01656**	W **10.659**
Stddev	.0376	.00015	.00105	.02244	.04803	.00088	.00002	.0145	.00060	.00336	.328
%RSD	.72040	1.8175	7.2071	75.188	75.188	48.937	2.2336	.31024	8.9860	20.266	3.0734
#1	5.1920	-.00814	.01386	.01398	.02992	.00118	.00102	4.6938	.00705	.01419	10.891
#2	5.2451	-.00836	.01534	.04572	.09784	.00242	.00105	4.6732	.00621	.01893	10.427
Check ?	Chk Pass	None	None	None	None	None	None	Chk Warn	None	None	Chk Warn
Value								5.0000			10.000
Range								-5.0000%			5.0000%

Elem	V_2924	Zn2062	Zr3391
Units	ppm	ppm	ppm
Avg	**.00877**	**.00047**	**.05322**
Stddev	.00124	.00044	.00392
%RSD	14.193	93.788	7.3709
#1	.00965	.00079	.05045
#2	.00789	.00016	.05599
Check ?	None	None	None
Value			
Range			

Int. Std.	Y_2243	Y_3600	Y_3774
Units	Cts/S	Cts/S	Cts/S
Avg	**2560.1**	**40664.**	**2244.5**
Stddev	6.2	326.	76.3
%RSD	.24222	.80195	3.4015
#1	2555.7	40434.	2190.5
#2	2564.5	40895.	2298.5

Sample Name: CCV-3894251 Acquired: 5/18/2016 20:12:43 Type: QC
Method: 6500_025(v6) Mode: CONC Corr. Factor: 1.000000
User: CRHOADES Prep Date: Custom ID2: Custom ID3:
Comment:

Elem	Ag3280	Al1670	As1890	B_2089	Ba4554	Be3130	Bi2230	Ca3179	Cd2288	Co2286	Cr2055
Units	ppm	ppm	ppm	ppm	ppm	ppm	ppm	ppm	ppm	ppm	ppm
Avg	**.49060**	W **.55028**	**1.0507**	**.51466**	**.49595**	**.45243**	**.00074**	**4.8516**	**.49465**	**.50212**	**.50764**
Stddev	.00129	.00377	.0063	.00855	.01177	.00910	.00182	.1442	.00032	.01034	.01147
%RSD	.26312	.68516	.60411	1.6616	2.3726	2.0124	247.48	2.9713	.06430	2.0589	2.2586
#1	.49151	.55295	1.0552	.52071	.48763	.44599	.00202	4.7497	.49442	.50943	.51575
#2	.48969	.54762	1.0462	.50861	.50427	.45887	-.00055	4.9536	.49487	.49481	.49954
Check ?	Chk Pass	Chk Warn	Chk Pass	Chk Pass	Chk Pass	Chk Pass	None	Chk Pass	Chk Pass	Chk Pass	Chk Pass
Value		.50000									
Range		10.000%									

Elem	Cu3247	Fe2599	K_7664	Li6707	Mg2790	Mn2576	Mo2020	Na5895	Ni2316	P_1782	Pb2203
Units	ppm	ppm	ppm	ppm	ppm	ppm	ppm	ppm	ppm	ppm	ppm
Avg	**.51712**	**2.3540**	**47.642**	**.96563**	**18.893**	**.46408**	**.51782**	**5.1745**	**.49324**	**.98087**	**1.0218**
Stddev	.00113	.0444	1.148	.00768	.051	.00092	.01340	.0057	.01189	.02906	.0345
%RSD	.21831	1.8841	2.4098	.79506	.26831	.19836	2.5869	.10996	2.4098	2.9628	3.3813
#1	.51792	2.3227	46.830	.96020	18.928	.46473	.52730	5.1705	.50164	1.0014	1.0463
#2	.51632	2.3854	48.454	.97106	18.857	.46343	.50835	5.1785	.48484	.96032	.99741
Check ?	Chk Pass	Chk Pass	Chk Pass	Chk Pass	Chk Pass	Chk Pass	Chk Pass	Chk Pass	Chk Pass	Chk Pass	Chk Pass
Value											
Range											

Elem	S_1820	Sb2068	Se1960	Si2881	SiO2	Sn1899	Sr4077	Th2837	Ti3349	Tl1908	U_3701
Units	ppm	ppm	ppm	ppm	ppm	ppm	ppm	ppm	ppm	ppm	ppm
Avg	**.02563**	**1.0167**	**1.0976**	**4.7821**	**10.234**	**1.0576**	**.46295**	**.00260**	**.45950**	W **1.1001**	**.00988**
Stddev	.00042	.0446	.0480	.0091	.019	.0584	.00960	.00314	.00040	.0744	.01687
%RSD	1.6382	4.3890	4.3691	.19046	.19046	5.5220	2.0729	120.85	.08763	6.7611	170.71
#1	.02592	1.0482	1.1315	4.7756	10.220	1.0989	.45616	.00482	.45922	1.1526	-.00205
#2	.02533	.98513	1.0637	4.7885	10.247	1.0163	.46973	.00038	.45979	1.0475	.02182
Check ?	None	Chk Pass	Chk Pass	Chk Pass	Chk Pass	Chk Pass	Chk Pass	None	Chk Pass	Chk Warn	None
Value										1.0000	
Range										10.000%	

Elem	V_2924	Zn2062	Zr3391
Units	ppm	ppm	ppm
Avg	**.47892**	**.45887**	**.51511**
Stddev	.00774	.00438	.00288
%RSD	1.6165	.95485	.55897
#1	.48440	.46197	.51714
#2	.47345	.45577	.51307
Check ?	Chk Pass	Chk Pass	Chk Pass
Value			
Range			

Int. Std.	Y_2243	Y_3600	Y_3774
Units	Cts/S	Cts/S	Cts/S
Avg	**2602.4**	**40989.**	**2237.2**
Stddev	3.7	83.	41.3
%RSD	.14324	.20367	1.8443
#1	2605.0	40930.	2266.4
#2	2599.8	41048.	2208.0

Sample Name: CCB Acquired: 5/18/2016 20:15:15 Type: QC
Method: 6500_025(v6) Mode: CONC Corr. Factor: 1.000000
User: CRHOADES Prep Date: Custom ID2: Custom ID3:
Comment:

Elem	Ag3280	Al1670	As1890	B_2089	Ba4554	Be3130	Bi2230	Ca3179	Cd2288	Co2286	Cr2055
Units	ppm	ppm	ppm	ppm	ppm	ppm	ppm	ppm	ppm	ppm	ppm
Avg	**-.00008**	**-.00042**	**.00198**	W **.01586**	**-.00095**	**.00031**	**.00252**	**-.02016**	**-.00017**	**.00005**	**.00011**
Stddev	.00032	.00020	.00332	.00049	.00015	.00002	.00245	.00604	.00013	.00003	.00047
%RSD	399.06	47.665	167.42	3.0962	15.579	5.0771	97.354	29.967	78.014	63.857	447.21
#1	.00015	-.00056	-.00036	.01621	-.00084	.00032	.00079	-.01589	-.00026	.00003	-.00023
#2	-.00030	-.00028	.00432	.01551	-.00105	.00030	.00426	-.02443	-.00008	.00007	.00044
Check ?	Chk Pass	Chk Pass	Chk Pass	Chk Warn	Chk Pass	Chk Pass	Chk Pass	Chk Pass	Chk Pass	Chk Pass	Chk Pass
High Limit				.01500							
Low Limit				-.01500							

Elem	Cu3247	Fe2599	K_7664	Li6707	Mg2790	Mn2576	Mo2020	Na5895	Ni2316	P_1782	Pb2203
Units	ppm	ppm	ppm	ppm	ppm	ppm	ppm	ppm	ppm	ppm	ppm
Avg	**-.00127**	**.03344**	**.22884**	**.00100**	**.00862**	**.00044**	**.00232**	**.26686**	**-.00046**	**.00333**	**.00055**
Stddev	.00037	.00051	.08194	.00164	.00520	.00012	.00101	.01659	.00059	.00083	.00096
%RSD	29.123	1.5233	35.809	163.58	60.314	26.197	43.276	6.2161	127.57	24.881	172.86
#1	-.00153	.03308	.17090	-.00016	.01229	.00053	.00161	.27859	-.00005	.00392	-.00012
#2	-.00101	.03380	.28678	.00216	.00494	.00036	.00304	.25513	-.00088	.00274	.00123
Check ?	Chk Pass	Chk Pass	Chk Pass	Chk Pass	Chk Pass	Chk Pass	Chk Pass	Chk Pass	Chk Pass	Chk Pass	Chk Pass
High Limit											
Low Limit											

Elem	S_1820	Sb2068	Se1960	Si2881	SiO2	Sn1899	Sr4077	Th2837	Ti3349	Tl1908	U_3701
Units	ppm	ppm	ppm	ppm	ppm	ppm	ppm	ppm	ppm	ppm	ppm
Avg	**.02156**	W **.00380**	W **.00779**	**.01695**	**.03627**	**-.00050**	**.00024**	**.00265**	**-.00005**	**.00184**	**-.02714**
Stddev	.00818	.00145	.00897	.00557	.01191	.00269	.00017	.00217	.00015	.00046	.01185
%RSD	37.966	38.144	115.21	32.851	32.851	535.44	70.646	81.832	321.79	25.283	43.646
#1	.01577	.00483	.00144	.02088	.04469	-.00241	.00012	.00112	-.00016	.00151	-.03552
#2	.02734	.00278	.01413	.01301	.02784	.00140	.00036	.00418	.00006	.00216	-.01877
Check ?	Chk Pass	Chk Warn	Chk Warn	Chk Pass	Chk Pass	Chk Pass	Chk Pass	Chk Pass	Chk Pass	Chk Pass	Chk Pass
High Limit		.00100	.00750								
Low Limit		-.00100	-.01500								

Elem	V_2924	Zn2062	Zr3391
Units	ppm	ppm	ppm
Avg	**.00054**	**-.00038**	**.00078**
Stddev	.00003	.00039	.00307
%RSD	5.6802	101.67	395.70
#1	.00052	-.00065	.00294
#2	.00056	-.00011	-.00139
Check ?	Chk Pass	Chk Pass	Chk Pass
High Limit			
Low Limit			

Int. Std.	Y_2243	Y_3600	Y_3774
Units	Cts/S	Cts/S	Cts/S
Avg	**2630.4**	**41540.**	**2317.4**
Stddev	3.1	105.	41.1
%RSD	.11737	.25332	1.7715
#1	2632.5	41466.	2346.4
#2	2628.2	41615.	2288.3

Sample Name: CCVL-3897520 Acquired: 5/18/2016 20:17:38 Type: QC
Method: 6500_025(v6) Mode: CONC Corr. Factor: 1.000000
User: CRHOADES Prep Date: Custom ID2: Custom ID3:
Comment:

Elem	Ag3280	Al1670	As1890	B_2089	Ba4554	Be3130	Bi2230	Ca3179	Cd2288	Co2286	Cr2055	Cu3247
Units	ppm	ppm	ppm	ppm	ppm	ppm	ppm	ppm	ppm	ppm	ppm	ppm
Avg	**.00881**	**.11298**	**.01232**	**.10896**	**.00889**	**.00105**	**.11567**	**.18872**	**.00515**	**.00997**	**.01078**	**.01502**
Stddev	.00011	.00108	.00181	.00034	.00009	.00016	.00257	.01074	.00023	.00026	.00006	.00004
%RSD	1.2527	.95667	14.674	.31172	1.0504	15.104	2.2222	5.6885	4.3829	2.6184	.57352	.24202
#1	.00873	.11222	.01359	.10872	.00895	.00094	.11749	.18113	.00531	.00979	.01074	.01505
#2	.00889	.11375	.01104	.10920	.00882	.00116	.11386	.19631	.00499	.01016	.01082	.01499
Check ?	Chk Pass	Chk Pass	Chk Pass	Chk Pass	Chk Pass	Chk Pass	Chk Pass	Chk Pass	Chk Pass	Chk Pass	Chk Pass	Chk Pass
Value												
Range												

Elem	Fe2599	K_7664	Li6707	Mg2790	Mn2576	Mo2020	Na5895	Ni2316	P_1782	Pb2203	S_1820	Sb2068
Units	ppm	ppm	ppm	ppm	ppm	ppm	ppm	ppm	ppm	ppm	ppm	ppm
Avg	**.10849**	**3.0586**	**.00881**	**.20529**	**.00962**	**.02202**	**1.2197**	**.04245**	**3.0423**	**.01101**	**.02521**	F **.02791**
Stddev	.00402	.1017	.00049	.00137	.00010	.00011	.0004	.00076	.0009	.00037	.00302	.00317
%RSD	3.7011	3.3248	5.5147	.66757	1.0243	.48600	.03189	1.7888	.03017	3.3197	11.970	11.347
#1	.10565	2.9867	.00915	.20432	.00955	.02210	1.2200	.04192	3.0429	.01075	.02308	.03014
#2	.11133	3.1305	.00846	.20626	.00969	.02195	1.2195	.04299	3.0416	.01127	.02735	.02567
Check ?	Chk Pass	Chk Pass	Chk Pass	Chk Pass	Chk Pass	Chk Pass	Chk Pass	Chk Pass	Chk Pass	Chk Pass	None	Chk Fail
Value												.02000
Range												30.000%

Elem	Se1960	Si2881	SiO2	Sn1899	Sr4077	Th2837	Ti3349	Tl1908	U_3701	V_2924	Zn2062	Zr3391
Units	ppm	ppm	ppm	ppm	ppm	ppm	ppm	ppm	ppm	ppm	ppm	ppm
Avg	F **.02107**	**.48285**	**1.0333**	**.11648**	**.01016**	**.01456**	**.00937**	**.01795**	**.06485**	**.00975**	**.01785**	**.01407**
Stddev	.00177	.00018	.0004	.00167	.00023	.00069	.00061	.00284	.00530	.00091	.00058	.00545
%RSD	8.3883	.03816	.03816	1.4295	2.2278	4.7310	6.4756	15.806	8.1803	9.3463	3.2322	38.759
#1	.01982	.48298	1.0336	.11530	.01032	.01407	.00894	.01594	.06110	.01039	.01826	.01021
#2	.02232	.48272	1.0330	.11766	.01000	.01504	.00980	.01995	.06860	.00910	.01745	.01792
Check ?	Chk Fail	Chk Pass	Chk Pass	Chk Pass	Chk Pass	Chk Pass	Chk Pass	Chk Pass	Chk Pass	Chk Pass	Chk Pass	Chk Pass
Value	.01500											
Range	30.000%											

Int. Std.	Y_2243	Y_3600	Y_3774
Units	Cts/S	Cts/S	Cts/S
Avg	**2595.3**	**41170.**	**2343.4**
Stddev	11.8	109.	12.8
%RSD	.45498	.26408	.54476
#1	2603.7	41093.	2352.5
#2	2587.0	41247.	2334.4

Sample Name: 280-82944-D-1-A Acquired: 5/18/2016 20:20:19 Type: Unk
Method: 6500_025(v6) Mode: CONC Corr. Factor: 1.000000
User: CRHOADES Prep Date: Custom ID2: Custom ID3:
Comment: 325053 6010B

Elem	Ag3280	Al1670	As1890	B_2089	Ba4554	Be3130	Bi2230	Ca3179	Cd2288
Line	328.068 {103}	167.079 {502}	189.042 {478}	208.959 {461}	455.403 { 74}	313.042 {108}	223.061 {451}	317.933 {106}	228.802 {447}
Units	ppm	ppm	ppm	ppm	ppm	ppm	ppm	ppm	ppm
Avg	**-.00079**	**.79034**	**-.00601**	**.03011**	**.01904**	**.00039**	**-.00138**	**2.6670**	**.00060**
Stddev	.00030	.00030	.00276	.00018	.00017	.00008	.00352	.0279	.00009
%RSD	37.747	.03758	45.982	.60099	.87453	20.521	255.04	1.0467	15.367
#1	-.00100	.79013	-.00406	.03024	.01916	.00044	.00111	2.6867	.00067
#2	-.00058	.79055	-.00797	.02998	.01892	.00033	-.00387	2.6472	.00054
Check ?	Chk Pass	Chk Pass	Chk Pass	Chk Pass	Chk Pass	Chk Pass	Chk Pass	Chk Pass	Chk Pass
High Limit									
Low Limit									

Elem	Co2286	Cr2055	Cu3247	Fe2599	K_7664	Li6707	Mg2790	Mn2576	Mo2020
Line	228.616 {447}	205.560 {464}	324.754 {104}	259.940 {130}	766.490 { 44}	670.784 { 50}	279.079 {121}2	257.610 {131}	202.030 {467}
Units	ppm	ppm	ppm	ppm	ppm	ppm	ppm	ppm	ppm
Avg	**.00421**	**.01481**	**.00366**	**1.5844**	**5.8305**	**.00479**	**43.235**	**.03911**	**.00062**
Stddev	.00040	.00066	.00002	.0146	.1070	.00134	.004	.00012	.00006
%RSD	9.4883	4.4888	.49838	.92007	1.8344	27.966	.00886	.29527	9.5229
#1	.00449	.01528	.00367	1.5947	5.7548	.00574	43.232	.03919	.00058
#2	.00393	.01434	.00365	1.5741	5.9061	.00384	43.237	.03903	.00066
Check ?	Chk Pass	Chk Pass	Chk Pass	Chk Pass	Chk Pass	Chk Pass	Chk Pass	Chk Pass	Chk Pass
High Limit									
Low Limit									

Elem	Na5895	Ni2316	P_1782	Pb2203	S_1820	Sb2068	Se1960	Si2881	SiO2
Line	589.592 { 57}	231.604 {446}	178.284 {489}	220.353 {453}	182.034 {485}	206.833 {463}	196.090 {472}	288.158 {117}	288.158 {117}2
Units	ppm	ppm	ppm	ppm	ppm	ppm	ppm	ppm	ppm
Avg	**5.9221**	**.08273**	**.13221**	**-.00050**	**1.3078**	**.00055**	**.00979**	**19.333**	**41.373**
Stddev	.0077	.00335	.00642	.00070	.0802	.00041	.00154	.022	.047
%RSD	.13043	4.0476	4.8558	138.83	6.1334	75.490	15.716	.11464	.11464
#1	5.9167	.08510	.13675	-.00099	1.3645	.00025	.00870	19.317	41.339
#2	5.9276	.08036	.12768	-.00001	1.2510	.00084	.01088	19.349	41.406
Check ?	Chk Pass	Chk Pass	Chk Pass	Chk Pass	Chk Pass	Chk Pass	Chk Pass	Chk Pass	Chk Pass
High Limit									
Low Limit									

Elem	Sn1899	Sr4077	Th2837	Ti3349	Tl1908	U_3701	V_2924	Zn2062	Zr3391
Line	189.989 {477}	407.771 { 83}	283.730 {119}	334.904 {101}	190.856 {477}	370.152 { 91}	292.402 {115}	206.200 {163}	339.198 { 99}
Units	ppm	ppm	ppm	ppm	ppm	ppm	ppm	ppm	ppm
Avg	**.00057**	**.01818**	**-.00113**	**.02448**	**-.00239**	**-.01725**	**.00356**	**.00535**	**-.00127**
Stddev	.00059	.00016	.00139	.00038	.00260	.00946	.00041	.00014	.00200
%RSD	103.63	.88022	122.72	1.5480	108.66	54.830	11.483	2.5716	157.55
#1	.00015	.01830	-.00015	.02421	-.00423	-.01056	.00327	.00525	.00014
#2	.00099	.01807	-.00212	.02475	-.00055	-.02394	.00385	.00545	-.00269
Check ?	Chk Pass	Chk Pass	Chk Pass	Chk Pass	Chk Pass	Chk Pass	Chk Pass	Chk Pass	Chk Pass
High Limit									
Low Limit									

Int. Std.	Y_2243	Y_3600	Y_3774
Line	224.306 {450}	360.073 { 94}	377.433 { 89}
Units	Cts/S	Cts/S	Cts/S
Avg	**2625.4**	**40817.**	**2309.6**
Stddev	8.6	103.	7.4
%RSD	.32656	.25178	.31895
#1	2619.3	40744.	2314.8
#2	2631.4	40889.	2304.3

Sample Name: 280-82944-D-2-A Acquired: 5/18/2016 20:22:57 Type: Unk
Method: 6500_025(v6) Mode: CONC Corr. Factor: 1.000000
User: CRHOADES Prep Date: Custom ID2: Custom ID3:
Comment: 325053 6010B

Elem	Ag3280	Al1670	As1890	B_2089	Ba4554	Be3130	Bi2230	Ca3179	Cd2288
Line	328.068 {103}	167.079 {502}	189.042 {478}	208.959 {461}	455.403 { 74}	313.042 {108}	223.061 {451}	317.933 {106}	228.802 {447}
Units	ppm	ppm	ppm	ppm	ppm	ppm	ppm	ppm	ppm
Avg	**.00000**	**1.4102**	**-.00188**	**.01928**	**.01079**	**.00029**	**.00193**	**1.7552**	**.00028**
Stddev	.00058	.0502	.00173	.00085	.00005	.00002	.00398	.0365	.00038
%RSD	28161.	3.5618	91.691	4.4280	.46068	7.4921	206.17	2.0788	137.22
#1	.00041	1.4457	-.00310	.01988	.01075	.00031	.00474	1.7294	.00001
#2	-.00041	1.3747	-.00066	.01868	.01082	.00028	-.00088	1.7810	.00055
Check ?	Chk Pass	Chk Pass	Chk Pass	Chk Pass	Chk Pass	Chk Pass	Chk Pass	Chk Pass	Chk Pass
High Limit									
Low Limit									

Elem	Co2286	Cr2055	Cu3247	Fe2599	K_7664	Li6707	Mg2790	Mn2576	Mo2020
Line	228.616 {447}	205.560 {464}	324.754 {104}	259.940 {130}	766.490 { 44}	670.784 { 50}	279.079 {121}2	257.610 {131}	202.030 {467}
Units	ppm	ppm	ppm	ppm	ppm	ppm	ppm	ppm	ppm
Avg	**.01231**	**.04654**	**.00633**	**6.4415**	**1.6903**	**.00142**	**24.146**	**.10011**	**.00008**
Stddev	.00043	.00102	.00073	.1245	.0525	.00427	.054	.00050	.00037
%RSD	3.4908	2.2014	11.592	1.9323	3.1059	300.71	.22445	.50201	480.94
#1	.01261	.04727	.00685	6.3534	1.7275	.00444	24.185	.10046	.00034
#2	.01200	.04582	.00581	6.5295	1.6532	-.00160	24.108	.09975	-.00018
Check ?	Chk Pass	Chk Pass	Chk Pass	Chk Pass	Chk Pass	Chk Pass	Chk Pass	Chk Pass	Chk Pass
High Limit									
Low Limit									

Elem	Na5895	Ni2316	P_1782	Pb2203	S_1820	Sb2068	Se1960	Si2881	SiO2
Line	589.592 { 57}	231.604 {446}	178.284 {489}	220.353 {453}	182.034 {485}	206.833 {463}	196.090 {472}	288.158 {117}	288.158 {117}2
Units	ppm	ppm	ppm	ppm	ppm	ppm	ppm	ppm	ppm
Avg	**2.9762**	**.26025**	**.12177**	**.00064**	**.73303**	**-.00026**	**.00445**	**21.886**	**46.837**
Stddev	.0346	.00725	.00713	.00243	.02068	.00128	.00553	.273	.585
%RSD	1.1640	2.7850	5.8527	382.03	2.8216	496.53	124.40	1.2494	1.2494
#1	2.9517	.26538	.12680	.00235	.74766	.00065	.00836	21.693	46.423
#2	3.0007	.25513	.11673	-.00108	.71841	-.00116	.00054	22.080	47.251
Check ?	Chk Pass	Chk Pass	Chk Pass	Chk Pass	Chk Pass	Chk Pass	Chk Pass	Chk Pass	Chk Pass
High Limit									
Low Limit									

Elem	Sn1899	Sr4077	Th2837	Ti3349	Tl1908	U_3701	V_2924	Zn2062	Zr3391
Line	189.989 {477}	407.771 { 83}	283.730 {119}	334.904 {101}	190.856 {477}	370.152 { 91}	292.402 {115}	206.200 {163}	339.198 { 99}
Units	ppm	ppm	ppm	ppm	ppm	ppm	ppm	ppm	ppm
Avg	**.00062**	**.01043**	**.00458**	**.02740**	**-.00486**	**-.03240**	**.00417**	**.00969**	**.00037**
Stddev	.00052	.00025	.00112	.00047	.00215	.01053	.00090	.00035	.00403
%RSD	82.873	2.3509	24.423	1.7005	44.141	32.505	21.504	3.6504	1087.4
#1	.00026	.01026	.00538	.02707	-.00335	-.03985	.00353	.00944	.00322
#2	.00099	.01060	.00379	.02773	-.00638	-.02495	.00480	.00994	-.00248
Check ?	Chk Pass	Chk Pass	Chk Pass	Chk Pass	Chk Pass	Chk Pass	Chk Pass	Chk Pass	Chk Pass
High Limit									
Low Limit									

Int. Std.	Y_2243	Y_3600	Y_3774
Line	224.306 {450}	360.073 { 94}	377.433 { 89}
Units	Cts/S	Cts/S	Cts/S
Avg	**2701.0**	**41673.**	**2337.8**
Stddev	101.1	16.	78.7
%RSD	3.7416	.03856	3.3679
#1	2629.6	41661.	2393.5
#2	2772.5	41684.	2282.2

Sample Name: 280-82944-D-3-A Acquired: 5/18/2016 20:25:35 Type: Unk
Method: 6500_025(v6) Mode: CONC Corr. Factor: 1.000000
User: CRHOADES Prep Date: Custom ID2: Custom ID3:
Comment: 325053 6010B

Elem	Ag3280	Al3092	As1890	B_2089	Ba4554	Be3130	Bi2230	Ca3179	Cd2288
Line	328.068 {103}	309.271 {109}	189.042 {478}	208.959 {461}	455.403 { 74}	313.042 {108}	223.061 {451}	317.933 {106}	228.802 {447}
Units	ppm	ppm	ppm	ppm	ppm	ppm	ppm	ppm	ppm
Avg	**-.00034**	**7.8902**	**.00112**	**.03039**	**.09245**	**.00031**	**-.00262**	**15.318**	**.00109**
Stddev	.00076	.0139	.00374	.00035	.00090	.00008	.00409	.005	.00000
%RSD	222.97	.17572	333.49	1.1502	.97774	27.199	156.39	.02947	.09246
#1	.00020	7.8804	.00377	.03064	.09181	.00037	.00028	15.315	.00109
#2	-.00087	7.9000	-.00152	.03014	.09308	.00025	-.00551	15.321	.00109
Check ?	Chk Pass	Chk Pass	Chk Pass	Chk Pass	Chk Pass	Chk Pass	Chk Pass	Chk Pass	Chk Pass
High Limit									
Low Limit									

Elem	Co2286	Cr2055	Cu3247	Fe2599	K_7664	Li6707	Mg2790	Mn2576	Mo2020
Line	228.616 {447}	205.560 {464}	324.754 {104}	259.940 {130}	766.490 { 44}	670.784 { 50}	279.079 {121}2	257.610 {131}	202.030 {467}
Units	ppm	ppm	ppm	ppm	ppm	ppm	ppm	ppm	ppm
Avg	**.02493**	**.06845**	**.01690**	**15.364**	**4.3933**	**.00968**	**50.139**	**.50065**	**.00114**
Stddev	.00021	.00071	.00011	.022	.0298	.00095	.033	.00133	.00091
%RSD	.85877	1.0300	.67785	.14112	.67921	9.8253	.06650	.26542	79.693
#1	.02508	.06895	.01698	15.348	4.4144	.01036	50.163	.50159	.00050
#2	.02478	.06795	.01682	15.379	4.3722	.00901	50.116	.49971	.00179
Check ?	Chk Pass	Chk Pass	Chk Pass	Chk Pass	Chk Pass	Chk Pass	Chk Pass	Chk Pass	Chk Pass
High Limit									
Low Limit									

Elem	Na5895	Ni2316	P_1782	Pb2203	S_1820	Sb2068	Se1960	Si2881	SiO2
Line	589.592 { 57}	231.604 {446}	178.284 {489}	220.353 {453}	182.034 {485}	206.833 {463}	196.090 {472}	288.158 {117}	288.158 {117}2
Units	ppm	ppm	ppm	ppm	ppm	ppm	ppm	ppm	ppm
Avg	**4.9657**	**.41144**	**.29079**	**.01324**	**1.9975**	**.00182**	**.00610**	**41.287**	**88.354**
Stddev	.0018	.00283	.00097	.00099	.0177	.00035	.00318	.047	.101
%RSD	.03680	.68854	.33471	7.4521	.88406	19.045	52.084	.11431	.11431
#1	4.9644	.41345	.29011	.01255	2.0100	.00207	.00385	41.320	88.426
#2	4.9670	.40944	.29148	.01394	1.9850	.00158	.00834	41.254	88.283
Check ?	Chk Pass	Chk Pass	Chk Pass	Chk Pass	Chk Pass	Chk Pass	Chk Pass	Chk Pass	Chk Pass
High Limit									
Low Limit									

Elem	Sn1899	Sr4077	Th2837	Ti3349	Tl1908	U_3701	V_2924	Zn2062	Zr3391
Line	189.989 {477}	407.771 { 83}	283.730 {119}	334.904 {101}	190.856 {477}	370.152 { 91}	292.402 {115}	206.200 {163}	339.198 { 99}
Units	ppm	ppm	ppm	ppm	ppm	ppm	ppm	ppm	ppm
Avg	**.00023**	**.05310**	**.00162**	**.19307**	**-.00578**	**-.03569**	**.02057**	**.07085**	**.00185**
Stddev	.00015	.00002	.00092	.00128	.00201	.00684	.00060	.00029	.00206
%RSD	63.577	.03178	56.829	.66413	34.714	19.151	2.9095	.40869	111.52
#1	.00013	.05308	.00226	.19397	-.00436	-.04053	.02015	.07105	.00331
#2	.00034	.05311	.00097	.19216	-.00720	-.03086	.02100	.07064	.00039
Check ?	Chk Pass	Chk Pass	Chk Pass	Chk Pass	Chk Pass	Chk Pass	Chk Pass	Chk Pass	Chk Pass
High Limit									
Low Limit									

Int. Std.	Y_2243	Y_3600	Y_3774
Line	224.306 {450}	360.073 { 94}	377.433 { 89}
Units	Cts/S	Cts/S	Cts/S
Avg	**2624.1**	**41175.**	**2327.0**
Stddev	11.1	301.	3.4
%RSD	.42118	.73202	.14413
#1	2616.3	40962.	2324.6
#2	2631.9	41388.	2329.4

Sample Name: 280-82944-D-4-A Acquired: 5/18/2016 20:28:12 Type: Unk
Method: 6500_025(v6) Mode: CONC Corr. Factor: 1.000000
User: CRHOADES Prep Date: Custom ID2: Custom ID3:
Comment: 325053 6010B

Elem	Ag3280	Al1670	As1890	B_2089	Ba4554	Be3130	Bi2230	Ca3179	Cd2288
Line	328.068 {103}	167.079 {502}	189.042 {478}	208.959 {461}	455.403 { 74}	313.042 {108}	223.061 {451}	317.933 {106}	228.802 {447}
Units	ppm	ppm	ppm	ppm	ppm	ppm	ppm	ppm	ppm
Avg	**-.00063**	**.59835**	**-.00281**	**.03710**	**.01704**	**.00010**	**-.00269**	**9.3266**	**.00008**
Stddev	.00086	.00649	.00255	.00013	.00018	.00025	.00047	.0426	.00021
%RSD	137.19	1.0839	90.836	.35705	1.0481	264.09	17.502	.45664	277.87
#1	-.00002	.59376	-.00100	.03720	.01691	.00028	-.00302	9.2965	-.00007
#2	-.00124	.60293	-.00461	.03701	.01717	-.00008	-.00235	9.3568	.00022
Check ?	Chk Pass	Chk Pass	Chk Pass	Chk Pass	Chk Pass	Chk Pass	Chk Pass	Chk Pass	Chk Pass
High Limit									
Low Limit									

Elem	Co2286	Cr2055	Cu3247	Fe2599	K_7664	Li6707	Mg2790	Mn2576	Mo2020
Line	228.616 {447}	205.560 {464}	324.754 {104}	259.940 {130}	766.490 { 44}	670.784 { 50}	279.079 {121}2	257.610 {131}	202.030 {467}
Units	ppm	ppm	ppm	ppm	ppm	ppm	ppm	ppm	ppm
Avg	**.00451**	**.01005**	**.00475**	**1.7730**	**3.5303**	**.00224**	**16.836**	**.04414**	**-.00004**
Stddev	.00044	.00003	.00025	.0044	.0757	.00316	.015	.00025	.00026
%RSD	9.7839	.31648	5.1883	.24684	2.1458	140.73	.08863	.56690	595.30
#1	.00420	.01003	.00492	1.7761	3.4768	.00001	16.826	.04396	-.00023
#2	.00482	.01007	.00458	1.7699	3.5839	.00448	16.847	.04431	.00014
Check ?	Chk Pass	Chk Pass	Chk Pass	Chk Pass	Chk Pass	Chk Pass	Chk Pass	Chk Pass	Chk Pass
High Limit									
Low Limit									

Elem	Na5895	Ni2316	P_1782	Pb2203	S_1820	Sb2068	Se1960	Si2881	SiO2
Line	589.592 { 57}	231.604 {446}	178.284 {489}	220.353 {453}	182.034 {485}	206.833 {463}	196.090 {472}	288.158 {117}	288.158 {117}2
Units	ppm	ppm	ppm	ppm	ppm	ppm	ppm	ppm	ppm
Avg	**7.2532**	**.08174**	**.15943**	**.00030**	**2.0439**	**.00328**	**.00141**	**12.308**	**26.340**
Stddev	.0251	.00014	.00061	.00055	.0087	.00418	.01068	.057	.122
%RSD	.34551	.17237	.38527	181.38	.42763	127.58	754.89	.46192	.46192
#1	7.2355	.08184	.15986	-.00009	2.0377	.00032	.00896	12.349	26.426
#2	7.2709	.08165	.15899	.00070	2.0501	.00624	-.00614	12.268	26.254
Check ?	Chk Pass	Chk Pass	Chk Pass	Chk Pass	Chk Pass	Chk Pass	Chk Pass	Chk Pass	Chk Pass
High Limit									
Low Limit									

Elem	Sn1899	Sr4077	Th2837	Ti3349	Tl1908	U_3701	V_2924	Zn2062	Zr3391
Line	189.989 {477}	407.771 { 83}	283.730 {119}	334.904 {101}	190.856 {477}	370.152 { 91}	292.402 {115}	206.200 {163}	339.198 { 99}
Units	ppm	ppm	ppm	ppm	ppm	ppm	ppm	ppm	ppm
Avg	**-.00037**	**.04019**	**.00043**	**.01601**	**-.00147**	**-.02466**	**.00452**	**.01536**	**.00140**
Stddev	.00183	.00040	.00025	.00019	.00203	.04245	.00064	.00042	.00438
%RSD	494.03	1.0055	58.151	1.1758	138.33	172.14	14.075	2.7235	311.89
#1	-.00167	.04047	.00061	.01614	-.00291	-.05467	.00407	.01506	.00450
#2	.00093	.03990	.00025	.01588	-.00003	.00536	.00497	.01566	-.00169
Check ?	Chk Pass	Chk Pass	Chk Pass	Chk Pass	Chk Pass	Chk Pass	Chk Pass	Chk Pass	Chk Pass
High Limit									
Low Limit									

Int. Std.	Y_2243	Y_3600	Y_3774
Line	224.306 {450}	360.073 { 94}	377.433 { 89}
Units	Cts/S	Cts/S	Cts/S
Avg	**2774.0**	**41887.**	**2357.6**
Stddev	10.9	126.	4.5
%RSD	.39344	.30151	.19043
#1	2781.8	41976.	2354.4
#2	2766.3	41798.	2360.8

Sample Name: 280-82959-C-2-A Acquired: 5/18/2016 20:30:51 Type: Unk
Method: 6500_025(v6) Mode: CONC Corr. Factor: 1.000000
User: CRHOADES Prep Date: Custom ID2: Custom ID3:
Comment: 325053 6010B

Elem	Ag3280	Al1670	As1890	B_2089	Ba4554	Be3130	Bi2230	Ca3179	Cd2288
Line	328.068 {103}	167.079 {502}	189.042 {478}	208.959 {461}	455.403 { 74}	313.042 {108}	223.061 {451}	317.933 {106}	228.802 {447}
Units	ppm	ppm	ppm	ppm	ppm	ppm	ppm	ppm	ppm
Avg	**-.00042**	**-.00146**	**-.00750**	**.23905**	**.01491**	**.00018**	**-.00470**	**483.04**	**.00170**
Stddev	.00038	.00001	.00087	.00997	.00007	.00017	.00261	8.32	.00025
%RSD	90.669	.86557	11.609	4.1706	.47167	92.079	55.593	1.7222	14.952
#1	-.00069	-.00145	-.00689	.23200	.01496	.00006	-.00285	477.16	.00152
#2	-.00015	-.00147	-.00812	.24610	.01486	.00030	-.00655	488.92	.00188
Check ?	Chk Pass	Chk Pass	Chk Pass	Chk Pass	Chk Pass	Chk Pass	Chk Pass	Chk Pass	Chk Pass
High Limit									
Low Limit									

Elem	Co2286	Cr2055	Cu3247	Fe2599	K_7664	Li6707	Mg2790	Mn2576	Mo2020
Line	228.616 {447}	205.560 {464}	324.754 {104}	259.940 {130}	766.490 { 44}	670.784 { 50}	279.079 {121}2	257.610 {131}	202.030 {467}
Units	ppm	ppm	ppm	ppm	ppm	ppm	ppm	ppm	ppm
Avg	**-.00045**	**.00031**	**.00127**	**.01923**	**19.620**	**.52353**	**135.64**	**.02260**	**.00067**
Stddev	.00056	.00019	.00012	.00503	.398	.00698	.03	.00003	.00021
%RSD	124.45	59.471	9.5473	26.154	2.0295	1.3337	.02506	.15285	30.877
#1	-.00005	.00045	.00135	.02278	19.339	.51859	135.62	.02258	.00053
#2	-.00085	.00018	.00118	.01567	19.902	.52847	135.66	.02263	.00082
Check ?	Chk Pass	Chk Pass	Chk Pass	Chk Pass	Chk Pass	Chk Pass	Chk Pass	Chk Pass	Chk Pass
High Limit									
Low Limit									

Elem	Na8183	Ni2316	P_1782	Pb2203	S_1820	Sb2068	Se1960	Si2881	SiO2
Line	818.326 { 41}	231.604 {446}	178.284 {489}	220.353 {453}	182.034 {485}	206.833 {463}	196.090 {472}	288.158 {117}	288.158 {117}2
Units	ppm	ppm	ppm	ppm	ppm	ppm	ppm	ppm	ppm
Avg	W **512.99**	**.00489**	**.02060**	**.00014**	F **898.01**	**.00425**	**-.00214**	**8.6971**	**18.612**
Stddev	11.11	.00023	.00124	.00012	35.10	.00381	.00836	.0077	.017
%RSD	2.1666	4.6434	6.0414	86.328	3.9082	89.520	391.47	.08910	.08910
#1	505.13	.00473	.02148	.00005	873.20	.00156	.00378	8.6916	18.600
#2	520.85	.00505	.01972	.00023	922.83	.00694	-.00805	8.7026	18.624
Check ?	Chk Warn	Chk Pass	Chk Pass	Chk Pass	Chk Fail	Chk Pass	Chk Pass	Chk Pass	Chk Pass
High Limit	500.00				200.00				
Low Limit	11.000				-.20000				

Elem	Sn1899	Sr4077	Th2837	Ti3349	Tl1908	U_3701	V_2924	Zn2062	Zr3391
Line	189.989 {477}	407.771 { 83}	283.730 {119}	334.904 {101}	190.856 {477}	370.152 { 91}	292.402 {115}	206.200 {163}	339.198 { 99}
Units	ppm	ppm	ppm	ppm	ppm	ppm	ppm	ppm	ppm
Avg	**-.00380**	W **7.9189**	**-.00192**	**-.00055**	**-.00590**	**.07604**	**-.00029**	**.00162**	**.00222**
Stddev	.00006	.1082	.00218	.00031	.00350	.01812	.00038	.00011	.00002
%RSD	1.5969	1.3664	113.36	55.518	59.424	23.830	129.77	6.9903	.92505
#1	-.00384	7.8424	-.00038	-.00033	-.00342	.06323	-.00056	.00170	.00221
#2	-.00376	7.9954	-.00346	-.00077	-.00837	.08886	-.00002	.00154	.00224
Check ?	Chk Pass	Chk Warn	Chk Pass	Chk Pass	Chk Pass	Chk Pass	Chk Pass	Chk Pass	Chk Pass
High Limit		5.0000							
Low Limit		-.01000							

Int. Std.	Y_2243	Y_3600	Y_3774
Line	224.306 {450}	360.073 { 94}	377.433 { 89}
Units	Cts/S	Cts/S	Cts/S
Avg	**2523.1**	**38465.**	**2297.8**
Stddev	99.5	51.	47.5
%RSD	3.9450	.13245	2.0686
#1	2593.5	38501.	2331.4
#2	2452.7	38429.	2264.2

Sample Name: 280-82959-C-3-A Acquired: 5/18/2016 20:33:35 Type: Unk
Method: 6500_025(v6) Mode: CONC Corr. Factor: 1.000000
User: CRHOADES Prep Date: Custom ID2: Custom ID3:
Comment: 325053 6010B

Elem	Ag3280	Al1670	As1890	B_2089	Ba4554	Be3130	Bi2230	Ca3179	Cd2288
Line	328.068 {103}	167.079 {502}	189.042 {478}	208.959 {461}	455.403 { 74}	313.042 {108}	223.061 {451}	317.933 {106}	228.802 {447}
Units	ppm	ppm	ppm	ppm	ppm	ppm	ppm	ppm	ppm
Avg	**-.00021**	**.37082**	**-.00622**	**.19568**	**.01379**	**.00024**	**-.00216**	**411.01**	**.00228**
Stddev	.00050	.01821	.00757	.00705	.00023	.00035	.00561	1.86	.00003
%RSD	235.01	4.9106	121.71	3.6050	1.6749	147.65	259.86	.45372	1.4892
#1	-.00057	.38370	-.00087	.20067	.01362	-.00001	-.00612	409.69	.00226
#2	.00014	.35794	-.01158	.19069	.01395	.00049	.00181	412.32	.00231
Check ?	Chk Pass	Chk Pass	Chk Pass	Chk Pass	Chk Pass	Chk Pass	Chk Pass	Chk Pass	Chk Pass
High Limit									
Low Limit									

Elem	Co2286	Cr2055	Cu3247	Fe2599	K_7664	Li6707	Mg2790	Mn2576	Mo2020
Line	228.616 {447}	205.560 {464}	324.754 {104}	259.940 {130}	766.490 { 44}	670.784 { 50}	279.079 {121}2	257.610 {131}	202.030 {467}
Units	ppm	ppm	ppm	ppm	ppm	ppm	ppm	ppm	ppm
Avg	**.00259**	**.00198**	**.01063**	**.50525**	**30.052**	**1.0242**	**274.29**	**.44597**	**.00126**
Stddev	.00057	.00002	.00015	.00572	.008	.0034	.29	.00042	.00007
%RSD	22.176	1.1846	1.3660	1.1327	.02545	.32697	.10629	.09444	5.8298
#1	.00218	.00197	.01053	.50121	30.047	1.0218	274.08	.44567	.00120
#2	.00300	.00200	.01074	.50930	30.058	1.0266	274.50	.44626	.00131
Check ?	Chk Pass	Chk Pass	Chk Pass	Chk Pass	Chk Pass	Chk Pass	Chk Pass	Chk Pass	Chk Pass
High Limit									
Low Limit									

Elem	Na8183	Ni2316	P_1782	Pb2203	S_1820	Sb2068	Se1960	Si2881	SiO2
Line	818.326 { 41}	231.604 {446}	178.284 {489}	220.353 {453}	182.034 {485}	206.833 {463}	196.090 {472}	288.158 {117}	288.158 {117}2
Units	ppm	ppm	ppm	ppm	ppm	ppm	ppm	ppm	ppm
Avg	W **2511.5**	**.01021**	**.03191**	**.00165**	F **2017.7**	**-.00337**	**.00409**	**8.7800**	**18.789**
Stddev	9.5	.00116	.00194	.00104	107.3	.00340	.00444	.0089	.019
%RSD	.38023	11.315	6.0650	63.177	5.3162	100.73	108.53	.10103	.10103
#1	2504.8	.00939	.03328	.00091	2093.5	-.00577	.00095	8.7738	18.776
#2	2518.3	.01103	.03054	.00239	1941.8	-.00097	.00723	8.7863	18.803
Check ?	Chk Warn	Chk Pass	Chk Pass	Chk Pass	Chk Fail	Chk Pass	Chk Pass	Chk Pass	Chk Pass
High Limit	500.00				200.00				
Low Limit	11.000				-.20000				

Elem	Sn1899	Sr4077	Th2837	Ti3349	Tl1908	U_3701	V_2924	Zn2062	Zr3391
Line	189.989 {477}	407.771 { 83}	283.730 {119}	334.904 {101}	190.856 {477}	370.152 { 91}	292.402 {115}	206.200 {163}	339.198 { 99}
Units	ppm	ppm	ppm	ppm	ppm	ppm	ppm	ppm	ppm
Avg	**-.00240**	W **9.0602**	**-.00359**	**.01061**	**-.00377**	**.12874**	**-.00064**	**.01074**	**.00255**
Stddev	.00124	.0207	.00330	.00136	.00591	.00681	.00015	.00057	.00005
%RSD	51.752	.22868	91.920	12.777	156.67	5.2897	22.766	5.3277	2.0315
#1	-.00152	9.0455	-.00126	.00965	-.00795	.12393	-.00053	.01033	.00258
#2	-.00328	9.0748	-.00593	.01157	.00041	.13356	-.00074	.01114	.00251
Check ?	Chk Pass	Chk Warn	Chk Pass	Chk Pass	Chk Pass	Chk Pass	Chk Pass	Chk Pass	Chk Pass
High Limit		5.0000							
Low Limit		-.01000							

Int. Std.	Y_2243	Y_3600	Y_3774
Line	224.306 {450}	360.073 { 94}	377.433 { 89}
Units	Cts/S	Cts/S	Cts/S
Avg	**2427.3**	**36218.**	**2126.8**
Stddev	112.8	55.	6.6
%RSD	4.6462	.15212	.31128
#1	2347.5	36257.	2122.1
#2	2507.0	36179.	2131.5

Sample Name: 280-82959-C-4-A Acquired: 5/18/2016 20:36:41 Type: Unk
Method: 6500_025(v6) Mode: CONC Corr. Factor: 1.000000
User: CRHOADES Prep Date: Custom ID2: Custom ID3:
Comment: 325053 6010B

Elem	Ag3280	Al1670	As1890	B_2089	Ba4554	Be3130	Bi2230	Ca3179	Cd2288
Line	328.068 {103}	167.079 {502}	189.042 {478}	208.959 {461}	455.403 { 74}	313.042 {108}	223.061 {451}	317.933 {106}	228.802 {447}
Units	ppm	ppm	ppm	ppm	ppm	ppm	ppm	ppm	ppm
Avg	**-.00086**	**.36595**	**-.00627**	**.30929**	**.01931**	**.00037**	**.00227**	**59.257**	**.00048**
Stddev	.00036	.00577	.00621	.00321	.00051	.00042	.00472	.482	.00000
%RSD	41.871	1.5768	98.972	1.0388	2.6251	112.86	207.94	.81293	.64350
#1	-.00060	.36187	-.00188	.30701	.01895	.00067	-.00107	59.598	.00048
#2	-.00111	.37003	-.01066	.31156	.01967	.00007	.00561	58.916	.00048
Check ?	Chk Pass	Chk Pass	Chk Pass	Chk Pass	Chk Pass	Chk Pass	Chk Pass	Chk Pass	Chk Pass
High Limit									
Low Limit									

Elem	Co2286	Cr2055	Cu3247	Fe2599	K_7664	Li6707	Mg2790	Mn2576	Mo2020
Line	228.616 {447}	205.560 {464}	324.754 {104}	259.940 {130}	766.490 { 44}	670.784 { 50}	279.079 {121}2	257.610 {131}	202.030 {467}
Units	ppm	ppm	ppm	ppm	ppm	ppm	ppm	ppm	ppm
Avg	**.00008**	**.00931**	**.02785**	**.48695**	**9.2458**	**.20432**	**30.110**	**.02462**	**.02163**
Stddev	.00011	.00034	.00016	.00271	.1221	.00388	.104	.00028	.00033
%RSD	134.02	3.7039	.57626	.55679	1.3210	1.8976	.34689	1.1461	1.5321
#1	.00016	.00955	.02796	.48504	9.3322	.20706	30.036	.02442	.02186
#2	.00000	.00906	.02773	.48887	9.1595	.20158	30.183	.02482	.02139
Check ?	Chk Pass	Chk Pass	Chk Pass	Chk Pass	Chk Pass	Chk Pass	Chk Pass	Chk Pass	Chk Pass
High Limit									
Low Limit									

Elem	Na8183	Ni2316	P_1782	Pb2203	S_1820	Sb2068	Se1960	Si2881	SiO2
Line	818.326 { 41}	231.604 {446}	178.284 {489}	220.353 {453}	182.034 {485}	206.833 {463}	196.090 {472}	288.158 {117}	288.158 {117}2
Units	ppm	ppm	ppm	ppm	ppm	ppm	ppm	ppm	ppm
Avg	**323.77**	**.00180**	**.01987**	**.00383**	W **192.33**	**-.00116**	**.02787**	**7.0293**	**15.043**
Stddev	3.18	.00026	.00195	.00095	5.46	.00127	.00397	.0225	.048
%RSD	.98257	14.279	9.8019	24.818	2.8366	108.68	14.260	.32037	.32037
#1	326.02	.00198	.02125	.00450	188.47	-.00206	.02506	7.0453	15.077
#2	321.53	.00162	.01850	.00316	196.19	-.00027	.03068	7.0134	15.009
Check ?	Chk Pass	Chk Pass	Chk Pass	Chk Pass	Chk Warn	Chk Pass	Chk Pass	Chk Pass	Chk Pass
High Limit					180.00				
Low Limit					-.15000				

Elem	Sn1899	Sr4077	Th2837	Ti3349	Tl1908	U_3701	V_2924	Zn2062	Zr3391
Line	189.989 {477}	407.771 { 83}	283.730 {119}	334.904 {101}	190.856 {477}	370.152 { 91}	292.402 {115}	206.200 {163}	339.198 { 99}
Units	ppm	ppm	ppm	ppm	ppm	ppm	ppm	ppm	ppm
Avg	**.00016**	**1.2386**	**.00041**	**.00954**	**-.00606**	**-.02501**	**.00037**	**.02770**	**-.00086**
Stddev	.00056	.0087	.00174	.00068	.00026	.07259	.00020	.00016	.00279
%RSD	361.47	.70145	420.56	7.1102	4.3122	290.26	53.460	.58550	324.73
#1	.00055	1.2448	.00165	.01001	-.00625	-.07634	.00051	.02781	-.00284
#2	-.00024	1.2325	-.00082	.00906	-.00588	.02632	.00023	.02758	.00112
Check ?	Chk Pass	Chk Pass	Chk Pass	Chk Pass	Chk Pass	Chk Pass	Chk Pass	Chk Pass	Chk Pass
High Limit									
Low Limit									

Int. Std.	Y_2243	Y_3600	Y_3774
Line	224.306 {450}	360.073 { 94}	377.433 { 89}
Units	Cts/S	Cts/S	Cts/S
Avg	**2587.3**	**39899.**	**2268.8**
Stddev	55.2	6.	49.0
%RSD	2.1349	.01629	2.1582
#1	2626.3	39895.	2234.2
#2	2548.2	39904.	2303.5

Sample Name: 280-82959-C-5-A Acquired: 5/18/2016 20:39:20 Type: Unk
Method: 6500_025(v6) Mode: CONC Corr. Factor: 1.000000
User: CRHOADES Prep Date: Custom ID2: Custom ID3:
Comment: 325053 6010B

Elem	Ag3280	Al1670	As1890	B_2089	Ba4554	Be3130	Bi2230	Ca3179	Cd2288
Line	328.068 {103}	167.079 {502}	189.042 {478}	208.959 {461}	455.403 { 74}	313.042 {108}	223.061 {451}	317.933 {106}	228.802 {447}
Units	ppm	ppm	ppm	ppm	ppm	ppm	ppm	ppm	ppm
Avg	**-.00084**	**.24452**	W **-.01573**	**.30072**	**.01352**	**.00011**	**.00389**	**374.50**	**.00172**
Stddev	.00003	.00100	.00124	.00466	.00069	.00009	.00795	4.31	.00006
%RSD	3.1673	.40923	7.8539	1.5494	5.0749	81.394	204.35	1.1511	3.7413
#1	-.00086	.24523	-.01660	.30402	.01304	.00005	-.00173	371.45	.00176
#2	-.00082	.24382	-.01485	.29743	.01401	.00017	.00951	377.55	.00167
Check ?	Chk Pass	Chk Pass	Chk Warn	Chk Pass	Chk Pass	Chk Pass	Chk Pass	Chk Pass	Chk Pass
High Limit			10.000						
Low Limit			-.01000						

Elem	Co2286	Cr2055	Cu3247	Fe2599	K_7664	Li6707	Mg2790	Mn2576	Mo2020
Line	228.616 {447}	205.560 {464}	324.754 {104}	259.940 {130}	766.490 { 44}	670.784 { 50}	279.079 {121}2	257.610 {131}	202.030 {467}
Units	ppm	ppm	ppm	ppm	ppm	ppm	ppm	ppm	ppm
Avg	**.00248**	**.00156**	**.00358**	**.27010**	**21.182**	**.64833**	**225.07**	**.16284**	**.00108**
Stddev	.00073	.00017	.00071	.00154	.045	.00160	.09	.00007	.00026
%RSD	29.299	10.922	19.916	.57128	.21278	.24672	.03811	.04047	24.246
#1	.00300	.00169	.00307	.27119	21.150	.64946	225.01	.16289	.00090
#2	.00197	.00144	.00408	.26901	21.214	.64720	225.13	.16279	.00127
Check ?	Chk Pass	Chk Pass	Chk Pass	Chk Pass	Chk Pass	Chk Pass	Chk Pass	Chk Pass	Chk Pass
High Limit									
Low Limit									

Elem	Na8183	Ni2316	P_1782	Pb2203	S_1820	Sb2068	Se1960	Si2881	SiO2
Line	818.326 { 41}	231.604 {446}	178.284 {489}	220.353 {453}	182.034 {485}	206.833 {463}	196.090 {472}	288.158 {117}	288.158 {117}2
Units	ppm	ppm	ppm	ppm	ppm	ppm	ppm	ppm	ppm
Avg	W **1267.2**	**.00737**	**.02189**	**.00155**	F **1294.6**	**-.00714**	W **-.00526**	**8.4091**	**17.996**
Stddev	15.0	.00032	.00095	.00298	1.1	.00112	.00111	.0062	.013
%RSD	1.1854	4.3720	4.3196	191.88	.08787	15.742	21.083	.07394	.07394
#1	1256.6	.00760	.02256	.00366	1295.4	-.00634	-.00448	8.4048	17.986
#2	1277.8	.00714	.02122	-.00055	1293.8	-.00793	-.00605	8.4135	18.005
Check ?	Chk Warn	Chk Pass	Chk Pass	Chk Pass	Chk Fail	Chk Pass	Chk Warn	Chk Pass	Chk Pass
High Limit	500.00				200.00		5.0000		
Low Limit	11.000				-.20000		-.00500		

Elem	Sn1899	Sr4077	Th2837	Ti3349	Tl1908	U_3701	V_2924	Zn2062	Zr3391
Line	189.989 {477}	407.771 { 83}	283.730 {119}	334.904 {101}	190.856 {477}	370.152 { 91}	292.402 {115}	206.200 {163}	339.198 { 99}
Units	ppm	ppm	ppm	ppm	ppm	ppm	ppm	ppm	ppm
Avg	**-.00071**	W **7.8085**	**-.00303**	**.00557**	**-.00530**	**.03099**	**-.00013**	**.00382**	**.00440**
Stddev	.00147	.1107	.00238	.00005	.00182	.03445	.00098	.00105	.00194
%RSD	206.36	1.4176	78.635	.91942	34.348	111.14	770.65	27.524	43.944
#1	.00033	7.7302	-.00134	.00560	-.00401	.00664	.00057	.00457	.00304
#2	-.00175	7.8868	-.00471	.00553	-.00658	.05535	-.00082	.00308	.00577
Check ?	Chk Pass	Chk Warn	Chk Pass	Chk Pass	Chk Pass	Chk Pass	Chk Pass	Chk Pass	Chk Pass
High Limit		5.0000							
Low Limit		-.01000							

Int. Std.	Y_2243	Y_3600	Y_3774
Line	224.306 {450}	360.073 { 94}	377.433 { 89}
Units	Cts/S	Cts/S	Cts/S
Avg	**2369.7**	**36079.**	**2055.1**
Stddev	14.5	128.	31.2
%RSD	.61115	.35464	1.5168
#1	2380.0	36169.	2077.1
#2	2359.5	35988.	2033.1

Sample Name: CCVH-3894253 Acquired: 5/18/2016 20:42:26 Type: QC
Method: 6500_025(v6) Mode: CONC Corr. Factor: 1.000000
User: CRHOADES Prep Date: Custom ID2: Custom ID3:
Comment:

Elem	Ag3280	Al3092	As1890	B_2089	Ba4554	Be3130	Bi2230	Ca3179	Cd2288	Co2286	Cr2055
Units	ppm	ppm	ppm	ppm	ppm	ppm	ppm	ppm	ppm	ppm	ppm
Avg	**-.00013**	**51.195**	**-.00989**	**.00465**	**-.00085**	**.00031**	F **1.1115**	**.04131**	**-.00013**	**-.00140**	**.00006**
Stddev	.00031	1.457	.00192	.00045	.00044	.00004	.0091	.04523	.00017	.00020	.00008
%RSD	239.07	2.8468	19.404	9.7539	51.333	11.479	.82198	109.48	129.84	14.649	130.31
#1	-.00035	50.165	-.01125	.00433	-.00054	.00029	1.1180	.07329	-.00025	-.00154	.00000
#2	.00009	52.226	-.00853	.00497	-.00116	.00034	1.1051	.00933	-.00001	-.00125	.00012
Check ?	None	Chk Pass	None	None	None	None	Chk Fail	None	None	None	None
Value							1.0000				
Range							10.490%				

Elem	Cu3247	Fe2714	K_7664	Li6707	Mg2790	Mn2576	Mo2020	Na8183	Ni2316	P_1782	Pb2203
Units	ppm	ppm	ppm	ppm	ppm	ppm	ppm	ppm	ppm	ppm	ppm
Avg	**.00017**	**48.615**	**.36925**	**-.00178**	**.03297**	**-.00035**	**-.00241**	**251.02**	**.00093**	**.00644**	**-.00240**
Stddev	.00066	1.300	.07353	.00467	.00246	.00007	.00063	5.33	.00013	.00157	.00014
%RSD	390.25	2.6738	19.913	263.04	7.4685	20.451	26.320	2.1216	14.364	24.418	5.8805
#1	.00063	47.696	.31725	-.00508	.03123	-.00040	-.00286	247.25	.00084	.00755	-.00250
#2	-.00030	49.534	.42124	.00153	.03472	-.00030	-.00196	254.78	.00103	.00532	-.00230
Check ?	None	Chk Pass	None	None	None	None	None	Chk Pass	None	None	None
Value											
Range											

Elem	S_1820	Sb2068	Se1960	Si2881	SiO2	Sn1899	Sr4077	Th2837	Ti3349	Tl1908	U_3701
Units	ppm	ppm	ppm	ppm	ppm	ppm	ppm	ppm	ppm	ppm	ppm
Avg	F **5.5596**	**-.01002**	**.00680**	**.03400**	**.07276**	**-.00068**	**.00176**	W **4.5832**	**.00618**	**-.00401**	W **10.571**
Stddev	.0235	.00303	.00094	.04811	.10295	.00103	.00105	.0318	.00117	.00573	.193
%RSD	.42240	30.238	13.794	141.49	141.49	151.56	59.815	.69398	18.974	142.91	1.8228
#1	5.5762	-.01216	.00746	-.00002	-.00004	-.00141	.00251	4.5607	.00701	-.00806	10.707
#2	5.5430	-.00788	.00613	.06802	.14555	.00005	.00102	4.6057	.00535	.00004	10.434
Check ?	Chk Fail	None	None	None	None	None	None	Chk Warn	None	None	Chk Warn
Value	5.0000							5.0000			10.000
Range	10.490%							-5.0000%			5.0000%

Elem	V_2924	Zn2062	Zr3391
Units	ppm	ppm	ppm
Avg	**.00997**	**.00013**	**.05474**
Stddev	.00002	.00041	.00212
%RSD	.19775	308.83	3.8712
#1	.00996	-.00016	.05324
#2	.00998	.00042	.05624
Check ?	None	None	None
Value			
Range			

Int. Std.	Y_2243	Y_3600	Y_3774
Units	Cts/S	Cts/S	Cts/S
Avg	**2615.0**	**40707.**	**2276.5**
Stddev	14.0	613.	72.0
%RSD	.53704	1.5065	3.1610
#1	2605.0	41141.	2327.4
#2	2624.9	40273.	2225.6

Sample Name: CCV-3894251 Acquired: 5/18/2016 20:45:03 Type: QC
Method: 6500_025(v6) Mode: CONC Corr. Factor: 1.000000
User: CRHOADES Prep Date: Custom ID2: Custom ID3:
Comment:

Elem	Ag3280	Al1670	As1890	B_2089	Ba4554	Be3130	Bi2230	Ca3179	Cd2288	Co2286	Cr2055	Cu3247
Units	ppm	ppm	ppm	ppm	ppm	ppm	ppm	ppm	ppm	ppm	ppm	ppm
Avg	**.49670**	F **.55671**	**1.0741**	**.50449**	**.49873**	**.45465**	**.00255**	**4.8729**	**.49965**	**.51453**	**.52105**	**.52732**
Stddev	.00014	.00419	.0013	.00260	.00838	.00787	.00802	.0619	.00161	.00084	.00046	.00003
%RSD	.02774	.75212	.11876	.51616	1.6811	1.7300	314.88	1.2702	.32155	.16336	.08835	.00510
#1	.49679	.55967	1.0732	.50265	.49280	.44909	.00821	4.8291	.49851	.51393	.52138	.52734
#2	.49660	.55375	1.0750	.50633	.50466	.46022	-.00312	4.9167	.50079	.51512	.52073	.52730
Check ?	Chk Pass	Chk Fail	Chk Pass	Chk Pass	Chk Pass	Chk Pass	None	Chk Pass	Chk Pass	Chk Pass	Chk Pass	Chk Pass
Value		.50000										
Range		10.490%										

Elem	Fe2599	K_7664	Li6707	Mg2790	Mn2576	Mo2020	Na5895	Ni2316	P_1782	Pb2203	S_1820	Sb2068
Units	ppm	ppm	ppm	ppm	ppm	ppm	ppm	ppm	ppm	ppm	ppm	ppm
Avg	**2.3334**	**47.897**	**.97191**	**18.986**	**.46478**	**.52940**	**5.1955**	**.50428**	**1.0135**	**1.0489**	**.25384**	**1.0514**
Stddev	.0370	.883	.00341	.059	.00083	.00192	.0815	.00094	.0009	.0009	.01103	.0054
%RSD	1.5842	1.8434	.35058	.31167	.17896	.36344	1.5689	.18555	.09033	.08321	4.3460	.51590
#1	2.3073	47.273	.96950	19.028	.46537	.53076	5.1378	.50362	1.0141	1.0496	.26164	1.0476
#2	2.3596	48.522	.97432	18.944	.46419	.52804	5.2531	.50494	1.0128	1.0483	.24604	1.0552
Check ?	Chk Pass	Chk Pass	Chk Pass	Chk Pass	Chk Pass	Chk Pass	Chk Pass	Chk Pass	Chk Pass	Chk Pass	None	Chk Pass
Value												
Range												

Elem	Se1960	Si2881	SiO2	Sn1899	Sr4077	Th2837	Ti3349	Tl1908	U_3701	V_2924	Zn2062	Zr3391
Units	ppm	ppm	ppm	ppm	ppm	ppm	ppm	ppm	ppm	ppm	ppm	ppm
Avg	F **1.1412**	**4.8047**	**10.282**	**1.0849**	**.46545**	**.00050**	**.45970**	F **1.1224**	**-.01727**	**.47956**	**.45084**	**.51507**
Stddev	.0123	.0264	.056	.0090	.00818	.00085	.00109	.0000	.04121	.00450	.00437	.00321
%RSD	1.0762	.54907	.54907	.83138	1.7564	170.58	.23615	.00144	238.67	.93884	.96844	.62310
#1	1.1325	4.7860	10.242	1.0786	.45967	-.00010	.46047	1.1224	-.04641	.48274	.45392	.51734
#2	1.1499	4.8233	10.322	1.0913	.47123	.00110	.45893	1.1224	.01187	.47637	.44775	.51280
Check ?	Chk Fail	Chk Pass	Chk Pass	Chk Pass	Chk Pass	None	Chk Pass	Chk Fail	None	Chk Pass	Chk Pass	Chk Pass
Value	1.0000							1.0000				
Range	10.490%							10.490%				

Int. Std.	Y_2243	Y_3600	Y_3774
Units	Cts/S	Cts/S	Cts/S
Avg	**2575.0**	**41644.**	**2279.2**
Stddev	19.4	37.	46.8
%RSD	.75214	.08922	2.0552
#1	2561.3	41617.	2312.3
#2	2588.7	41670.	2246.1

Sample Name: CCB Acquired: 5/18/2016 20:47:34 Type: QC
Method: 6500_025(v6) Mode: CONC Corr. Factor: 1.000000
User: CRHOADES Prep Date: Custom ID2: Custom ID3:
Comment:

Elem	Ag3280	Al1670	As1890	B_2089	Ba4554	Be3130	Bi2230	Ca3179	Cd2288	Co2286	Cr2055
Units	ppm	ppm	ppm	ppm	ppm	ppm	ppm	ppm	ppm	ppm	ppm
Avg	**-.00019**	**.00586**	**.00370**	**.00296**	**-.00079**	**.00021**	**.00186**	**-.01606**	**-.00029**	**.00000**	**.00003**
Stddev	.00052	.00908	.00047	.00034	.00012	.00004	.00301	.00849	.00028	.0003	.00032
%RSD	279.28	154.97	12.644	11.521	15.033	18.565	162.40	52.860	98.996	83444.	1089.9
#1	-.00056	-.00056	.00337	.00271	-.00087	.00018	.00399	-.02206	-.00049	-.00024	-.00019
#2	.00018	.01227	.00403	.00320	-.00070	.00024	-.00028	-.01006	-.00009	.00024	.00025
Check ?	Chk Pass	Chk Pass	Chk Pass	Chk Pass	Chk Pass	Chk Pass	Chk Pass	Chk Pass	Chk Pass	Chk Pass	Chk Pass
High Limit											
Low Limit											

Elem	Cu3247	Fe2599	K_7664	Li6707	Mg2790	Mn2576	Mo2020	Na5895	Ni2316	P_1782	Pb2203
Units	ppm	ppm	ppm	ppm	ppm	ppm	ppm	ppm	ppm	ppm	ppm
Avg	**-.00123**	**-.00221**	**.14844**	**.00130**	**-.00252**	**-.00006**	**.00153**	**.27508**	**-.00067**	**.00230**	**.00036**
Stddev	.00055	.00380	.00163	.00224	.00744	.00004	.00067	.00594	.00044	.00239	.00018
%RSD	44.332	172.49	1.0948	171.84	294.73	67.059	44.075	2.1594	65.830	104.01	50.740
#1	-.00085	.00048	.14959	-.00028	.00274	-.00008	.00105	.27928	-.00099	.00061	.00023
#2	-.00162	-.00489	.14729	.00288	-.00779	-.00003	.00201	.27088	-.00036	.00400	.00049
Check ?	Chk Pass	Chk Pass	Chk Pass	Chk Pass	Chk Pass	Chk Pass	Chk Pass	Chk Pass	Chk Pass	Chk Pass	Chk Pass
High Limit											
Low Limit											

Elem	S_1820	Sb2068	Se1960	Si2881	SiO2	Sn1899	Sr4077	Th2837	Ti3349	Tl1908	U_3701
Units	ppm	ppm	ppm	ppm	ppm	ppm	ppm	ppm	ppm	ppm	ppm
Avg	F **.39465**	W **.00919**	**.00589**	**.00047**	**.00101**	**.00105**	**.00026**	**.00138**	**-.00014**	**.00362**	**-.02062**
Stddev	.31125	.00036	.00575	.00257	.00550	.00161	.00003	.00044	.00042	.00102	.03397
%RSD	78.869	3.8843	97.635	542.82	542.82	153.58	11.937	31.567	298.55	28.270	164.74
#1	.17456	.00894	.00182	-.00134	-.00288	-.00009	.00028	.00169	-.00044	.00435	-.04464
#2	.61474	.00944	.00995	.00229	.00490	.00218	.00023	.00107	.00016	.00290	.00340
Check ?	Chk Fail	Chk Warn	Chk Pass	Chk Pass	Chk Pass	Chk Pass	Chk Pass	Chk Pass	Chk Pass	Chk Pass	Chk Pass
High Limit	.10000	.00100									
Low Limit	-.20000	-.00100									

Elem	V_2924	Zn2062	Zr3391
Units	ppm	ppm	ppm
Avg	**-.00002**	**-.00085**	**.00147**
Stddev	.00062	.00021	.00335
%RSD	2509.2	24.166	228.27
#1	-.00046	-.00100	-.00090
#2	.00041	-.00071	.00384
Check ?	Chk Pass	Chk Pass	Chk Pass
High Limit			
Low Limit			

Int. Std.	Y_2243	Y_3600	Y_3774
Units	Cts/S	Cts/S	Cts/S
Avg	**2670.8**	**42652.**	**2321.3**
Stddev	24.4	28.	100.7
%RSD	.91188	.06635	4.3383
#1	2688.1	42672.	2250.1
#2	2653.6	42632.	2392.5

Sample Name: CCVL-3897520 Acquired: 5/18/2016 20:49:56 Type: QC
Method: 6500_025(v6) Mode: CONC Corr. Factor: 1.000000
User: CRHOADES Prep Date: Custom ID2: Custom ID3:
Comment:

Elem	Ag3280	Al1670	As1890	B_2089	Ba4554	Be3130	Bi2230	Ca3179	Cd2288	Co2286	Cr2055	Cu3247
Units	ppm	ppm	ppm	ppm	ppm	ppm	ppm	ppm	ppm	ppm	ppm	ppm
Avg	**.01044**	**.10928**	**.01434**	**.09486**	**.00910**	F **.00136**	**.11299**	**.17873**	**.00503**	**.00960**	**.01014**	**.01464**
Stddev	.00095	.00483	.00309	.00418	.00019	.00032	.00220	.00354	.00030	.00056	.00007	.00009
%RSD	9.0997	4.4190	21.553	4.4036	2.0661	23.287	1.9509	1.9798	5.8772	5.8797	.72639	.64757
#1	.00976	.11270	.01653	.09781	.00923	.00114	.11143	.18123	.00524	.01000	.01019	.01457
#2	.01111	.10587	.01216	.09190	.00897	.00159	.11455	.17623	.00482	.00920	.01009	.01470
Check ?	Chk Pass	Chk Pass	Chk Pass	Chk Pass	Chk Pass	Chk Fail	Chk Pass	Chk Pass	Chk Pass	Chk Pass	Chk Pass	Chk Pass
Value						.00100						
Range						30.000%						

Elem	Fe2599	K_7664	Li6707	Mg2790	Mn2576	Mo2020	Na5895	Ni2316	P_1782	Pb2203	S_1820	Sb2068
Units	ppm	ppm	ppm	ppm	ppm	ppm	ppm	ppm	ppm	ppm	ppm	ppm
Avg	**.09503**	**2.9950**	**.01050**	**.20539**	**.00958**	**.01992**	**1.2710**	**.03833**	**2.8098**	**.01040**	**.15831**	F **.02695**
Stddev	.00381	.0623	.00276	.00727	.00001	.00036	.0139	.00035	.0504	.00072	.01067	.00119
%RSD	4.0053	2.0807	26.272	3.5380	.08823	1.7880	1.0938	.92355	1.7925	6.9429	6.7386	4.4288
#1	.09234	2.9509	.01245	.20025	.00958	.02017	1.2808	.03859	2.8454	.00989	.16586	.02779
#2	.09772	3.0391	.00855	.21053	.00959	.01966	1.2611	.03808	2.7742	.01091	.15077	.02610
Check ?	Chk Pass	Chk Pass	Chk Pass	Chk Pass	Chk Pass	Chk Pass	Chk Pass	Chk Pass	Chk Pass	Chk Pass	None	Chk Fail
Value												.02000
Range												30.000%

Elem	Se1960	Si2881	SiO2	Sn1899	Sr4077	Th2837	Ti3349	Tl1908	U_3701	V_2924	Zn2062	Zr3391
Units	ppm	ppm	ppm	ppm	ppm	ppm	ppm	ppm	ppm	ppm	ppm	ppm
Avg	**.01509**	**.45779**	**.97967**	**.10335**	**.00986**	**.01463**	**.00882**	**.01474**	F **.03329**	**.00990**	**.01810**	**.01118**
Stddev	.00524	.01077	.02305	.00092	.00034	.00355	.00004	.00148	.04891	.00032	.00125	.00197
%RSD	34.713	2.3532	2.3532	.89396	3.4732	24.273	.45511	10.062	146.91	3.2549	6.8906	17.581
#1	.01880	.45017	.96337	.10270	.00962	.01212	.00879	.01579	.06788	.01012	.01722	.00979
#2	.01139	.46541	.99597	.10400	.01010	.01715	.00885	.01370	-.00129	.00967	.01899	.01257
Check ?	Chk Pass	Chk Pass	Chk Pass	Chk Pass	Chk Pass	Chk Pass	Chk Pass	Chk Pass	Chk Fail	Chk Pass	Chk Pass	Chk Pass
Value									.06000			
Range									-30.000%			

Int. Std.	Y_2243	Y_3600	Y_3774
Units	Cts/S	Cts/S	Cts/S
Avg	**2735.8**	**41928.**	**2382.2**
Stddev	145.6	13.	5.8
%RSD	5.3211	.03073	.24244
#1	2632.9	41919.	2378.1
#2	2838.8	41937.	2386.3

Sample Name: 280-82959-C-6-A Acquired: 5/18/2016 20:52:36 Type: Unk
Method: 6500_025(v6) Mode: CONC Corr. Factor: 1.000000
User: CRHOADES Prep Date: Custom ID2: Custom ID3:
Comment: 325053 6010B

Elem	Ag3280	Al1670	As1890	B_2089	Ba4554	Be3130	Bi2230	Ca3179	Cd2288
Line	328.068 {103}	167.079 {502}	189.042 {478}	208.959 {461}	455.403 { 74}	313.042 {108}	223.061 {451}	317.933 {106}	228.802 {447}
Units	ppm	ppm	ppm	ppm	ppm	ppm	ppm	ppm	ppm
Avg	**-.00034**	**.05670**	**-.00155**	**.43194**	**.01276**	**.00026**	**-.00084**	**115.91**	**.00097**
Stddev	.00025	.00007	.00490	.00632	.00017	.00005	.00340	.14	.00012
%RSD	75.541	.12282	315.82	1.4637	1.3564	17.409	403.03	.12080	12.349
#1	-.00016	.05675	-.00501	.42747	.01264	.00030	-.00324	116.01	.00089
#2	-.00052	.05665	.00191	.43641	.01288	.00023	.00156	115.81	.00106
Check ?	Chk Pass	Chk Pass	Chk Pass	Chk Pass	Chk Pass	Chk Pass	Chk Pass	Chk Pass	Chk Pass
High Limit									
Low Limit									

Elem	Co2286	Cr2055	Cu3247	Fe2599	K_7664	Li6707	Mg2790	Mn2576	Mo2020
Line	228.616 {447}	205.560 {464}	324.754 {104}	259.940 {130}	766.490 { 44}	670.784 { 50}	279.079 {121}2	257.610 {131}	202.030 {467}
Units	ppm	ppm	ppm	ppm	ppm	ppm	ppm	ppm	ppm
Avg	**-.00005**	**.00077**	**.00150**	**.08117**	**8.8479**	**.25176**	**74.835**	**.03235**	**.00116**
Stddev	.00039	.00009	.00083	.00237	.0098	.00146	.028	.00024	.00054
%RSD	809.99	11.848	55.098	2.9143	.11060	.57834	.03746	.75552	46.038
#1	.00023	.00070	.00209	.08285	8.8548	.25073	74.816	.03252	.00078
#2	-.00033	.00083	.00092	.07950	8.8410	.25279	74.855	.03218	.00154
Check ?	Chk Pass	Chk Pass	Chk Pass	Chk Pass	Chk Pass	Chk Pass	Chk Pass	Chk Pass	Chk Pass
High Limit									
Low Limit									

Elem	Na8183	Ni2316	P_1782	Pb2203	S_1820	Sb2068	Se1960	Si2881	SiO2
Line	818.326 { 41}	231.604 {446}	178.284 {489}	220.353 {453}	182.034 {485}	206.833 {463}	196.090 {472}	288.158 {117}	288.158 {117}2
Units	ppm	ppm	ppm	ppm	ppm	ppm	ppm	ppm	ppm
Avg	**365.78**	**.00112**	**.02081**	**.00061**	F **331.06**	**.00234**	**-.00208**	**7.2248**	**15.461**
Stddev	.01	.00016	.00219	.00042	4.99	.00211	.00303	.0279	.060
%RSD	.00145	14.542	10.533	69.947	1.5067	90.323	145.24	.38651	.38651
#1	365.79	.00123	.02236	.00091	327.53	.00085	.00006	7.2050	15.419
#2	365.78	.00100	.01926	.00031	334.59	.00384	-.00422	7.2445	15.503
Check ?	Chk Pass	Chk Pass	Chk Pass	Chk Pass	Chk Fail	Chk Pass	Chk Pass	Chk Pass	Chk Pass
High Limit					200.00				
Low Limit					-.20000				

Elem	Sn1899	Sr4077	Th2837	Ti3349	Tl1908	U_3701	V_2924	Zn2062	Zr3391
Line	189.989 {477}	407.771 { 83}	283.730 {119}	334.904 {101}	190.856 {477}	370.152 { 91}	292.402 {115}	206.200 {163}	339.198 { 99}
Units	ppm	ppm	ppm	ppm	ppm	ppm	ppm	ppm	ppm
Avg	**-.00188**	**2.9139**	**.00049**	**.00113**	**-.00686**	**-.03711**	**.00018**	**.00154**	**.00119**
Stddev	.00067	.0023	.00014	.00038	.00006	.02641	.00067	.00005	.00383
%RSD	35.534	.07997	28.358	34.062	.91937	71.169	383.77	3.1558	321.54
#1	-.00235	2.9123	.00058	.00086	-.00691	-.05578	.00065	.00157	-.00152
#2	-.00140	2.9156	.00039	.00140	-.00682	-.01843	-.00030	.00150	.00390
Check ?	Chk Pass	Chk Pass	Chk Pass	Chk Pass	Chk Pass	Chk Pass	Chk Pass	Chk Pass	Chk Pass
High Limit									
Low Limit									

Int. Std.	Y_2243	Y_3600	Y_3774
Line	224.306 {450}	360.073 { 94}	377.433 { 89}
Units	Cts/S	Cts/S	Cts/S
Avg	**2548.0**	**39143.**	**2284.4**
Stddev	22.8	138.	15.5
%RSD	.89558	.35357	.67935
#1	2564.1	39241.	2273.5
#2	2531.8	39045.	2295.4

Sample Name: 280-82959-C-7-A Acquired: 5/18/2016 20:55:14 Type: Unk
Method: 6500_025(v6) Mode: CONC Corr. Factor: 1.000000
User: CRHOADES Prep Date: Custom ID2: Custom ID3:
Comment: 325053 6010B

Elem	Ag3280	Al1670	As1890	B_2089	Ba4554	Be3130	Bi2230	Ca3179	Cd2288
Line	328.068 {103}	167.079 {502}	189.042 {478}	208.959 {461}	455.403 { 74}	313.042 {108}	223.061 {451}	317.933 {106}	228.802 {447}
Units	ppm	ppm	ppm	ppm	ppm	ppm	ppm	ppm	ppm
Avg	**-.00045**	**1.4996**	**-.00300**	**.22371**	**.05057**	**.00035**	**.00424**	**69.066**	**.00026**
Stddev	.00026	.0021	.00234	.00369	.00140	.00003	.00125	1.434	.00003
%RSD	58.620	.13665	77.932	1.6477	2.7627	7.9573	29.558	2.0766	10.471
#1	-.00026	1.5010	-.00465	.22632	.05156	.00033	.00512	70.080	.00027
#2	-.00063	1.4981	-.00135	.22110	.04958	.00037	.00335	68.052	.00024
Check ?	Chk Pass	Chk Pass	Chk Pass	Chk Pass	Chk Pass	Chk Pass	Chk Pass	Chk Pass	Chk Pass
High Limit									
Low Limit									

Elem	Co2286	Cr2055	Cu3247	Fe2599	K_7664	Li6707	Mg2790	Mn2576	Mo2020
Line	228.616 {447}	205.560 {464}	324.754 {104}	259.940 {130}	766.490 { 44}	670.784 { 50}	279.079 {121}2	257.610 {131}	202.030 {467}
Units	ppm	ppm	ppm	ppm	ppm	ppm	ppm	ppm	ppm
Avg	**.00056**	**.00319**	**.00328**	**1.2867**	**6.6421**	**.10354**	**22.880**	**.02604**	**.00330**
Stddev	.00035	.00024	.00008	.1437	.0112	.00476	.011	.00028	.00067
%RSD	62.093	7.6126	2.3339	11.164	.16807	4.5949	.04937	1.0898	20.307
#1	.00081	.00336	.00334	1.3883	6.6500	.10691	22.872	.02625	.00377
#2	.00031	.00301	.00323	1.1851	6.6342	.10018	22.888	.02584	.00283
Check ?	Chk Pass	Chk Pass	Chk Pass	Chk Pass	Chk Pass	Chk Pass	Chk Pass	Chk Pass	Chk Pass
High Limit									
Low Limit									

Elem	Na8183	Ni2316	P_1782	Pb2203	S_1820	Sb2068	Se1960	Si2881	SiO2
Line	818.326 { 41}	231.604 {446}	178.284 {489}	220.353 {453}	182.034 {485}	206.833 {463}	196.090 {472}	288.158 {117}	288.158 {117}2
Units	ppm	ppm	ppm	ppm	ppm	ppm	ppm	ppm	ppm
Avg	**81.673**	**.00195**	**.04920**	**.00021**	**47.016**	**-.00210**	**.01046**	**12.338**	**26.404**
Stddev	1.288	.00004	.00125	.00033	.042	.00480	.00110	.534	1.144
%RSD	1.5768	2.1620	2.5487	154.52	.09013	228.58	10.556	4.3307	4.3307
#1	82.583	.00192	.05009	.00044	47.046	.00129	.01124	12.716	27.213
#2	80.762	.00198	.04831	-.00002	46.986	-.00549	.00968	11.961	25.596
Check ?	Chk Pass	Chk Pass	Chk Pass	Chk Pass	Chk Pass	Chk Pass	Chk Pass	Chk Pass	Chk Pass
High Limit									
Low Limit									

Elem	Sn1899	Sr4077	Th2837	Ti3349	Tl1908	U_3701	V_2924	Zn2062	Zr3391
Line	189.989 {477}	407.771 { 83}	283.730 {119}	334.904 {101}	190.856 {477}	370.152 { 91}	292.402 {115}	206.200 {163}	339.198 { 99}
Units	ppm	ppm	ppm	ppm	ppm	ppm	ppm	ppm	ppm
Avg	**.00014**	**1.7673**	**.00128**	**.03171**	**-.00090**	**.01812**	**.00431**	**.00459**	**.00248**
Stddev	.00004	.0296	.00178	.00485	.00169	.01176	.00085	.00166	.00012
%RSD	30.169	1.6746	139.62	15.282	187.01	64.909	19.652	36.210	4.9094
#1	.00017	1.7882	.00002	.03513	-.00210	.00980	.00491	.00577	.00256
#2	.00011	1.7464	.00254	.02828	.00029	.02643	.00371	.00342	.00239
Check ?	Chk Pass	Chk Pass	Chk Pass	Chk Pass	Chk Pass	Chk Pass	Chk Pass	Chk Pass	Chk Pass
High Limit									
Low Limit									

Int. Std.	Y_2243	Y_3600	Y_3774
Line	224.306 {450}	360.073 { 94}	377.433 { 89}
Units	Cts/S	Cts/S	Cts/S
Avg	**2499.4**	**40972.**	**2315.3**
Stddev	40.3	10.	7.9
%RSD	1.6132	.02327	.33984
#1	2527.9	40966.	2309.7
#2	2470.8	40979.	2320.9

Sample Name: 280-82959-C-8-A Acquired: 5/18/2016 20:57:52 Type: Unk
Method: 6500_025(v6) Mode: CONC Corr. Factor: 1.000000
User: CRHOADES Prep Date: Custom ID2: Custom ID3:
Comment: 325053 6010B

Elem	Ag3280	Al1670	As1890	B_2089	Ba4554	Be3130	Bi2230	Ca3179	Cd2288
Line	328.068 {103}	167.079 {502}	189.042 {478}	208.959 {461}	455.403 { 74}	313.042 {108}	223.061 {451}	317.933 {106}	228.802 {447}
Units	ppm	ppm	ppm	ppm	ppm	ppm	ppm	ppm	ppm
Avg	**-.00054**	**.01126**	**-.00835**	**.23312**	**.05136**	**.00023**	**.00121**	**420.84**	**.00203**
Stddev	.00008	.00002	.00021	.00112	.00068	.00010	.00015	5.72	.00002
%RSD	14.190	.19683	2.5369	.47948	1.3148	42.571	12.309	1.3583	.94207
#1	-.00049	.01127	-.00850	.23233	.05088	.00030	.00132	416.80	.00204
#2	-.00059	.01124	-.00820	.23391	.05184	.00016	.00111	424.88	.00201
Check ?	Chk Pass	Chk Pass	Chk Pass	Chk Pass	Chk Pass	Chk Pass	Chk Pass	Chk Pass	Chk Pass
High Limit									
Low Limit									

Elem	Co2286	Cr2055	Cu3247	Fe2599	K_7664	Li6707	Mg2790	Mn2576	Mo2020
Line	228.616 {447}	205.560 {464}	324.754 {104}	259.940 {130}	766.490 { 44}	670.784 { 50}	279.079 {121}2	257.610 {131}	202.030 {467}
Units	ppm	ppm	ppm	ppm	ppm	ppm	ppm	ppm	ppm
Avg	**.00060**	**.00107**	**.00334**	**.02469**	**25.526**	**.86670**	**276.12**	**.05459**	**.00626**
Stddev	.00012	.00034	.00080	.00090	.407	.00754	.66	.00013	.00045
%RSD	19.746	31.908	24.094	3.6502	1.5949	.87052	.23998	.23507	7.1248
#1	.00068	.00083	.00277	.02533	25.238	.86136	276.59	.05468	.00595
#2	.00051	.00131	.00391	.02405	25.814	.87203	275.65	.05450	.00658
Check ?	Chk Pass	Chk Pass	Chk Pass	Chk Pass	Chk Pass	Chk Pass	Chk Pass	Chk Pass	Chk Pass
High Limit									
Low Limit									

Elem	Na8183	Ni2316	P_1782	Pb2203	S_1820	Sb2068	Se1960	Si2881	SiO2
Line	818.326 { 41}	231.604 {446}	178.284 {489}	220.353 {453}	182.034 {485}	206.833 {463}	196.090 {472}	288.158 {117}	288.158 {117}2
Units	ppm	ppm	ppm	ppm	ppm	ppm	ppm	ppm	ppm
Avg	W **2039.3**	**.01208**	**.14347**	**.00243**	F **1611.6**	**.00098**	**.37449**	**6.9023**	**14.771**
Stddev	39.3	.00112	.00512	.00069	3.7	.00515	.01057	.0162	.035
%RSD	1.9272	9.3065	3.5722	28.440	.22692	523.90	2.8218	.23445	.23445
#1	2011.5	.01128	.13984	.00292	1614.2	.00463	.36702	6.9137	14.795
#2	2067.1	.01287	.14709	.00194	1609.1	-.00266	.38196	6.8909	14.746
Check ?	Chk Warn	Chk Pass	Chk Pass	Chk Pass	Chk Fail	Chk Pass	Chk Pass	Chk Pass	Chk Pass
High Limit	500.00				200.00				
Low Limit	11.000				-.20000				

Elem	Sn1899	Sr4077	Th2837	Ti3349	Tl1908	U_3701	V_2924	Zn2062	Zr3391
Line	189.989 {477}	407.771 { 83}	283.730 {119}	334.904 {101}	190.856 {477}	370.152 { 91}	292.402 {115}	206.200 {163}	339.198 { 99}
Units	ppm	ppm	ppm	ppm	ppm	ppm	ppm	ppm	ppm
Avg	**-.00412**	^ *****	**-.00367**	**.00025**	**-.00097**	**.13425**	**-.00109**	**.00680**	**-.00069**
Stddev	.00180	-----	.00455	.00002	.00580	.01473	.00027	.00030	.00350
%RSD	43.645	-----	124.15	9.4712	596.49	10.975	25.075	4.4685	503.85
#1	-.00285	14.078	-.00689	.00023	-.00507	.14466	-.00090	.00701	.00178
#2	-.00540	^ -----	-.00045	.00027	.00313	.12383	-.00129	.00658	-.00317
Check ?	Chk Pass	Chk Pass	Chk Pass	Chk Pass	Chk Pass	Chk Pass	Chk Pass	Chk Pass	Chk Pass
High Limit									
Low Limit									

Int. Std.	Y_2243	Y_3600	Y_3774
Line	224.306 {450}	360.073 { 94}	377.433 { 89}
Units	Cts/S	Cts/S	Cts/S
Avg	**2305.3**	**35612.**	**2148.7**
Stddev	4.3	146.	19.8
%RSD	.18649	.41063	.92224
#1	2302.3	35509.	2162.7
#2	2308.4	35716.	2134.7

Sample Name: 280-82992-C-1-A Acquired: 5/18/2016 21:01:00 Type: Unk
Method: 6500_025(v6) Mode: CONC Corr. Factor: 1.000000
User: CRHOADES Prep Date: Custom ID2: Custom ID3:
Comment: 325053 6010B

Elem	Ag3280	Al1670	As1890	B_2089	Ba4554	Be3130	Bi2230	Ca3179	Cd2288
Line	328.068 {103}	167.079 {502}	189.042 {478}	208.959 {461}	455.403 { 74}	313.042 {108}	223.061 {451}	317.933 {106}	228.802 {447}
Units	ppm	ppm	ppm	ppm	ppm	ppm	ppm	ppm	ppm
Avg	**-.00041**	**.22510**	**.00037**	**1.7968**	**.27153**	**.00028**	**.00318**	**121.78**	**.00133**
Stddev	.00050	.00644	.00555	.0628	.00655	.00000	.00592	4.28	.00028
%RSD	122.56	2.8610	1495.0	3.4953	2.4107	.47358	186.32	3.5134	21.259
#1	-.00077	.22965	.00429	1.8412	.26690	.00028	.00736	118.75	.00153
#2	-.00005	.22055	-.00355	1.7524	.27616	.00028	-.00101	124.80	.00113
Check ?	Chk Pass	Chk Pass	Chk Pass	Chk Pass	Chk Pass	Chk Pass	Chk Pass	Chk Pass	Chk Pass
High Limit									
Low Limit									

Elem	Co2286	Cr2055	Cu3247	Fe2599	K_7664	Li6707	Mg2790	Mn2576	Mo2020
Line	228.616 {447}	205.560 {464}	324.754 {104}	259.940 {130}	766.490 { 44}	670.784 { 50}	279.079 {121}2	257.610 {131}	202.030 {467}
Units	ppm	ppm	ppm	ppm	ppm	ppm	ppm	ppm	ppm
Avg	**.00680**	**.00337**	**.00202**	**.35979**	**12.804**	**.01320**	**175.98**	**.82683**	**.01708**
Stddev	.00031	.00032	.00000	.00103	.063	.00144	.52	.00135	.00134
%RSD	4.5307	9.5007	.21253	.28567	.49037	10.943	.29368	.16290	7.8318
#1	.00702	.00360	.00202	.35906	12.760	.01422	176.34	.82778	.01803
#2	.00658	.00315	.00202	.36052	12.849	.01218	175.61	.82588	.01614
Check ?	Chk Pass	Chk Pass	Chk Pass	Chk Pass	Chk Pass	Chk Pass	Chk Pass	Chk Pass	Chk Pass
High Limit									
Low Limit									

Elem	Na8183	Ni2316	P_1782	Pb2203	S_1820	Sb2068	Se1960	Si2881	SiO2
Line	818.326 { 41}	231.604 {446}	178.284 {489}	220.353 {453}	182.034 {485}	206.833 {463}	196.090 {472}	288.158 {117}	288.158 {117}2
Units	ppm	ppm	ppm	ppm	ppm	ppm	ppm	ppm	ppm
Avg	**157.81**	**.13166**	**.19511**	**-.00041**	**100.29**	**-.00263**	**.00602**	**17.021**	**36.425**
Stddev	.27	.00393	.00509	.00032	3.20	.00449	.01029	.042	.089
%RSD	.17039	2.9864	2.6064	78.351	3.1881	171.13	171.02	.24437	.24437
#1	158.00	.13444	.19871	-.00018	102.55	-.00580	.01329	16.992	36.362
#2	157.62	.12888	.19152	-.00064	98.031	.00055	-.00126	17.050	36.488
Check ?	Chk Pass	Chk Pass	Chk Pass	Chk Pass	Chk Pass	Chk Pass	Chk Pass	Chk Pass	Chk Pass
High Limit									
Low Limit									

Elem	Sn1899	Sr4077	Th2837	Ti3349	Tl1908	U_3701	V_2924	Zn2062	Zr3391
Line	189.989 {477}	407.771 { 83}	283.730 {119}	334.904 {101}	190.856 {477}	370.152 { 91}	292.402 {115}	206.200 {163}	339.198 { 99}
Units	ppm	ppm	ppm	ppm	ppm	ppm	ppm	ppm	ppm
Avg	**-.00046**	**.86397**	**.01332**	**.00123**	**-.00382**	**.00601**	**.00090**	**.02382**	**-.00015**
Stddev	.00161	.03050	.00155	.00026	.00022	.06866	.00048	.00067	.00532
%RSD	349.69	3.5301	11.602	21.162	5.6642	1142.8	53.192	2.8321	3440.0
#1	-.00160	.84241	.01441	.00142	-.00397	-.04254	.00124	.02335	.00361
#2	.00068	.88554	.01223	.00105	-.00367	.05456	.00056	.02430	-.00392
Check ?	Chk Pass	Chk Pass	Chk Pass	Chk Pass	Chk Pass	Chk Pass	Chk Pass	Chk Pass	Chk Pass
High Limit									
Low Limit									

Int. Std.	Y_2243	Y_3600	Y_3774
Line	224.306 {450}	360.073 { 94}	377.433 { 89}
Units	Cts/S	Cts/S	Cts/S
Avg	**2637.4**	**41091.**	**2335.5**
Stddev	84.6	231.	97.6
%RSD	3.2082	.56313	4.1778
#1	2577.6	41255.	2404.5
#2	2697.2	40928.	2266.5

Sample Name: 280-82994-C-2-A Acquired: 5/18/2016 21:03:41 Type: Unk
Method: 6500_025(v6) Mode: CONC Corr. Factor: 1.000000
User: CRHOADES Prep Date: Custom ID2: Custom ID3:
Comment: 325053 6010B

Elem	Ag3280	Al1670	As1890	B_2089	Ba4554	Be3130	Bi2230	Ca3179	Cd2288
Line	328.068 {103}	167.079 {502}	189.042 {478}	208.959 {461}	455.403 { 74}	313.042 {108}	223.061 {451}	317.933 {106}	228.802 {447}
Units	ppm	ppm	ppm	ppm	ppm	ppm	ppm	ppm	ppm
Avg	**-.00118**	**.02666**	W **-.01206**	**.20256**	**.01020**	**.00008**	**.00089**	**388.02**	**.00301**
Stddev	.00000	.00066	.00516	.00274	.00063	.00019	.00481	13.69	.00053
%RSD	.00697	2.4609	42.778	1.3533	6.1516	238.53	540.30	3.5277	17.606
#1	-.00118	.02619	-.00841	.20450	.01065	-.00006	.00429	397.70	.00339
#2	-.00118	.02712	-.01570	.20063	.00976	.00022	-.00251	378.34	.00264
Check ?	Chk Pass	Chk Pass	Chk Warn	Chk Pass	Chk Pass	Chk Pass	Chk Pass	Chk Pass	Chk Pass
High Limit			10.000						
Low Limit			-.01000						

Elem	Co2286	Cr2055	Cu3247	Fe2599	K_7664	Li6707	Mg2790	Mn2576	Mo2020
Line	228.616 {447}	205.560 {464}	324.754 {104}	259.940 {130}	766.490 { 44}	670.784 { 50}	279.079 {121}2	257.610 {131}	202.030 {467}
Units	ppm	ppm	ppm	ppm	ppm	ppm	ppm	ppm	ppm
Avg	**.00036**	**.00107**	**.00407**	**.07669**	**25.273**	**1.0195**	**111.45**	**.61476**	**-.00044**
Stddev	.00034	.00031	.00025	.00923	.004	.0091	157.98	.01594	.00069
%RSD	92.561	28.417	6.2625	12.036	.01697	.89411	141.75	2.5925	155.52
#1	.00060	.00129	.00389	.08321	25.270	1.0260	223.16	.60349	.00004
#2	.00013	.00086	.00425	.07016	25.276	1.0131	-.2557	.62603	-.00093
Check ?	Chk Pass	Chk Pass	Chk Pass	Chk Pass	Chk Pass	Chk Pass	Chk Pass	Chk Pass	Chk Pass
High Limit									
Low Limit									

Elem	Na8183	Ni2316	P_1782	Pb2203	S_1820	Sb2068	Se1960	Si2881	SiO2
Line	818.326 { 41}	231.604 {446}	178.284 {489}	220.353 {453}	182.034 {485}	206.833 {463}	196.090 {472}	288.158 {117}	288.158 {117}2
Units	ppm	ppm	ppm	ppm	ppm	ppm	ppm	ppm	ppm
Avg	W **2147.9**	**.02059**	**.05328**	**.00365**	F **1930.5**	**-.00221**	**-.00423**	**9.1138**	**19.504**
Stddev	77.5	.00061	.00240	.00103	2.6	.00200	.00610	.1345	.288
%RSD	3.6066	2.9495	4.5098	28.164	.13368	90.355	144.22	1.4762	1.4762
#1	2202.7	.02102	.05498	.00292	1928.6	-.00362	.00008	9.2089	19.707
#2	2093.1	.02016	.05158	.00437	1932.3	-.00080	-.00854	9.0187	19.300
Check ?	Chk Warn	Chk Pass	Chk Pass	Chk Pass	Chk Fail	Chk Pass	Chk Pass	Chk Pass	Chk Pass
High Limit	500.00				200.00				
Low Limit	11.000				-.20000				

Elem	Sn1899	Sr4077	Th2837	Ti3349	Tl1908	U_3701	V_2924	Zn2062	Zr3391
Line	189.989 {477}	407.771 { 83}	283.730 {119}	334.904 {101}	190.856 {477}	370.152 { 91}	292.402 {115}	206.200 {163}	339.198 { 99}
Units	ppm	ppm	ppm	ppm	ppm	ppm	ppm	ppm	ppm
Avg	**-.00318**	W **8.6078**	**-.00187**	**.00072**	**-.00417**	**.04020**	**-.00175**	**.01309**	**.00426**
Stddev	.00168	.2717	.00129	.00069	.00224	.02242	.00027	.00104	.00123
%RSD	52.735	3.1560	68.859	95.433	53.643	55.777	15.297	7.9316	28.855
#1	-.00437	8.7998	-.00278	.00120	-.00259	.02434	-.00194	.01236	.00339
#2	-.00200	8.4157	-.00096	.00023	-.00576	.05605	-.00156	.01383	.00513
Check ?	Chk Pass	Chk Warn	Chk Pass	Chk Pass	Chk Pass	Chk Pass	Chk Pass	Chk Pass	Chk Pass
High Limit		5.0000							
Low Limit		-.01000							

Int. Std.	Y_2243	Y_3600	Y_3774
Line	224.306 {450}	360.073 { 94}	377.433 { 89}
Units	Cts/S	Cts/S	Cts/S
Avg	**2316.7**	**36204.**	**2170.2**
Stddev	4.7	510.	122.7
%RSD	.20156	1.4094	5.6552
#1	2320.0	35843.	2083.4
#2	2313.4	36564.	2257.0

Sample Name: 280-82994-C-3-A Acquired: 5/18/2016 21:06:47 Type: Unk
Method: 6500_025(v6) Mode: CONC Corr. Factor: 1.000000
User: CRHOADES Prep Date: Custom ID2: Custom ID3:
Comment: 325053 6010B

Elem	Ag3280	Al1670	As1890	B_2089	Ba4554	Be3130	Bi2230	Ca3179	Cd2288
Line	328.068 {103}	167.079 {502}	189.042 {478}	208.959 {461}	455.403 { 74}	313.042 {108}	223.061 {451}	317.933 {106}	228.802 {447}
Units	ppm	ppm	ppm	ppm	ppm	ppm	ppm	ppm	ppm
Avg	**-.00123**	**.04177**	W **-.01166**	**.42885**	**.01057**	**.00010**	**.00006**	**428.13**	**.00171**
Stddev	.00051	.00083	.00184	.00042	.00025	.00025	.00024	1.14	.00051
%RSD	41.693	1.9888	15.820	.09788	2.3769	242.73	364.04	.26518	29.723
#1	-.00159	.04119	-.01297	.42855	.01040	.00028	.00023	427.33	.00135
#2	-.00087	.04236	-.01036	.42915	.01075	-.00007	-.00010	428.94	.00207
Check ?	Chk Pass	Chk Pass	Chk Warn	Chk Pass	Chk Pass	Chk Pass	Chk Pass	Chk Pass	Chk Pass
High Limit			10.000						
Low Limit			-.01000						

Elem	Co2286	Cr2055	Cu3247	Fe2599	K_7664	Li6707	Mg2790	Mn2576	Mo2020
Line	228.616 {447}	205.560 {464}	324.754 {104}	259.940 {130}	766.490 { 44}	670.784 { 50}	279.079 {121}2	257.610 {131}	202.030 {467}
Units	ppm	ppm	ppm	ppm	ppm	ppm	ppm	ppm	ppm
Avg	**-.00046**	**.00079**	**.00264**	**.03403**	**19.381**	**.65908**	**199.16**	**.04777**	**.00067**
Stddev	.00041	.00005	.00001	.00747	.125	.00361	.11	.00012	.00042
%RSD	89.575	6.0710	.23595	21.945	.64727	.54728	.05771	.24658	62.449
#1	-.00075	.00075	.00265	.03931	19.293	.66163	199.08	.04769	.00097
#2	-.00017	.00082	.00264	.02875	19.470	.65653	199.24	.04785	.00037
Check ?	Chk Pass	Chk Pass	Chk Pass	Chk Pass	Chk Pass	Chk Pass	Chk Pass	Chk Pass	Chk Pass
High Limit									
Low Limit									

Elem	Na8183	Ni2316	P_1782	Pb2203	S_1820	Sb2068	Se1960	Si2881	SiO2
Line	818.326 { 41}	231.604 {446}	178.284 {489}	220.353 {453}	182.034 {485}	206.833 {463}	196.090 {472}	288.158 {117}	288.158 {117}2
Units	ppm	ppm	ppm	ppm	ppm	ppm	ppm	ppm	ppm
Avg	W **1244.0**	**.00581**	**.02398**	**-.00032**	F **1394.0**	**-.00131**	**.01170**	**7.8505**	**16.800**
Stddev	4.9	.00054	.00880	.00019	1.0	.00809	.00547	.0103	.022
%RSD	.39350	9.2517	36.706	61.430	.06932	619.67	46.712	.13060	.13060
#1	1240.6	.00619	.03020	-.00018	1394.7	-.00703	.01557	7.8432	16.784
#2	1247.5	.00543	.01776	-.00045	1393.4	.00442	.00784	7.8577	16.816
Check ?	Chk Warn	Chk Pass	Chk Pass	Chk Pass	Chk Fail	Chk Pass	Chk Pass	Chk Pass	Chk Pass
High Limit	500.00				200.00				
Low Limit	11.000				-.20000				

Elem	Sn1899	Sr4077	Th2837	Ti3349	Tl1908	U_3701	V_2924	Zn2062	Zr3391
Line	189.989 {477}	407.771 { 83}	283.730 {119}	334.904 {101}	190.856 {477}	370.152 { 91}	292.402 {115}	206.200 {163}	339.198 { 99}
Units	ppm	ppm	ppm	ppm	ppm	ppm	ppm	ppm	ppm
Avg	**-.00218**	W **8.5969**	**-.00366**	**.00126**	**-.00367**	**.13923**	**-.00046**	**.00478**	**-.00159**
Stddev	.00214	.0154	.00543	.00019	.00406	.14368	.00135	.00026	.00590
%RSD	98.268	.17924	148.38	15.220	110.74	103.20	294.63	5.4489	371.39
#1	-.00066	8.5860	-.00750	.00140	-.00654	.24082	.00050	.00497	.00258
#2	-.00369	8.6078	.00018	.00113	-.00080	.03763	-.00141	.00460	-.00576
Check ?	Chk Pass	Chk Warn	Chk Pass	Chk Pass	Chk Pass	Chk Pass	Chk Pass	Chk Pass	Chk Pass
High Limit		5.0000							
Low Limit		-.01000							

Int. Std.	Y_2243	Y_3600	Y_3774
Line	224.306 {450}	360.073 { 94}	377.433 { 89}
Units	Cts/S	Cts/S	Cts/S
Avg	**2368.0**	**36342.**	**2184.7**
Stddev	3.6	202.	56.1
%RSD	.15103	.55539	2.5658
#1	2370.6	36199.	2224.3
#2	2365.5	36485.	2145.1

Sample Name: 280-82994-C-4-A Acquired: 5/18/2016 21:09:53 Type: Unk
Method: 6500_025(v6) Mode: CONC Corr. Factor: 1.000000
User: CRHOADES Prep Date: Custom ID2: Custom ID3:
Comment: 325053 6010B

Elem	Ag3280	Al1670	As1890	B_2089	Ba4554	Be3130	Bi2230	Ca3179	Cd2288
Line	328.068 {103}	167.079 {502}	189.042 {478}	208.959 {461}	455.403 { 74}	313.042 {108}	223.061 {451}	317.933 {106}	228.802 {447}
Units	ppm	ppm	ppm	ppm	ppm	ppm	ppm	ppm	ppm
Avg	**-.00082**	**.01937**	**-.00939**	**.22069**	**.00757**	**.00020**	**.00212**	**369.63**	**.00263**
Stddev	.00024	.00086	.01564	.00427	.00035	.00025	.00051	4.08	.00011
%RSD	29.193	4.4332	166.63	1.9330	4.6717	125.94	23.940	1.1033	4.2253
#1	-.00099	.01876	.00167	.22371	.00782	.00038	.00176	372.51	.00271
#2	-.00065	.01998	-.02045	.21767	.00732	.00002	.00247	366.75	.00256
Check ?	Chk Pass	Chk Pass	Chk Pass	Chk Pass	Chk Pass	Chk Pass	Chk Pass	Chk Pass	Chk Pass
High Limit									
Low Limit									

Elem	Co2286	Cr2055	Cu3247	Fe2599	K_7664	Li6707	Mg2790	Mn2576	Mo2020
Line	228.616 {447}	205.560 {464}	324.754 {104}	259.940 {130}	766.490 { 44}	670.784 { 50}	279.079 {121}2	257.610 {131}	202.030 {467}
Units	ppm	ppm	ppm	ppm	ppm	ppm	ppm	ppm	ppm
Avg	**.00042**	**.00032**	**.00297**	**.05160**	**24.307**	**.83879**	**120.36**	**.04233**	**.00021**
Stddev	.00001	.00047	.00114	.00519	.206	.00077	171.53	.00031	.00033
%RSD	2.9135	146.68	38.248	10.061	.84553	.09139	142.51	.73045	156.98
#1	.00043	-.00001	.00217	.05527	24.162	.83933	241.65	.04211	.00044
#2	.00041	.00065	.00378	.04793	24.453	.83824	-.9269	.04255	-.00002
Check ?	Chk Pass	Chk Pass	Chk Pass	Chk Pass	Chk Pass	Chk Pass	Chk Pass	Chk Pass	Chk Pass
High Limit									
Low Limit									

Elem	Na8183	Ni2316	P_1782	Pb2203	S_1820	Sb2068	Se1960	Si2881	SiO2
Line	818.326 { 41}	231.604 {446}	178.284 {489}	220.353 {453}	182.034 {485}	206.833 {463}	196.090 {472}	288.158 {117}	288.158 {117}2
Units	ppm	ppm	ppm	ppm	ppm	ppm	ppm	ppm	ppm
Avg	W **1877.3**	**.01637**	**.03065**	**.00182**	F **1849.8**	**.00161**	**-.00407**	**7.2595**	**15.535**
Stddev	14.5	.00112	.00350	.00095	11.7	.00811	.01283	.0607	.130
%RSD	.77057	6.8233	11.416	52.333	.63175	504.68	315.26	.83584	.83584
#1	1887.5	.01716	.03312	.00115	1858.0	.00734	.00500	7.3024	15.627
#2	1867.1	.01558	.02817	.00250	1841.5	-.00413	-.01314	7.2166	15.443
Check ?	Chk Warn	Chk Pass	Chk Pass	Chk Pass	Chk Fail	Chk Pass	Chk Pass	Chk Pass	Chk Pass
High Limit	500.00				200.00				
Low Limit	11.000				-.20000				

Elem	Sn1899	Sr4077	Th2837	Ti3349	Tl1908	U_3701	V_2924	Zn2062	Zr3391
Line	189.989 {477}	407.771 { 83}	283.730 {119}	334.904 {101}	190.856 {477}	370.152 { 91}	292.402 {115}	206.200 {163}	339.198 { 99}
Units	ppm	ppm	ppm	ppm	ppm	ppm	ppm	ppm	ppm
Avg	**-.00228**	W **7.9464**	**-.00624**	**.00166**	**-.00644**	**.07034**	**-.00106**	**.02574**	**.00277**
Stddev	.00026	.0688	.00144	.00026	.00203	.03179	.00033	.00096	.00087
%RSD	11.307	.86623	23.090	15.938	31.524	45.196	30.794	3.7114	31.539
#1	-.00210	7.9951	-.00522	.00147	-.00501	.09282	-.00083	.02506	.00215
#2	-.00246	7.8977	-.00725	.00185	-.00788	.04786	-.00129	.02641	.00338
Check ?	Chk Pass	Chk Warn	Chk Pass	Chk Pass	Chk Pass	Chk Pass	Chk Pass	Chk Pass	Chk Pass
High Limit		5.0000							
Low Limit		-.01000							

Int. Std.	Y_2243	Y_3600	Y_3774
Line	224.306 {450}	360.073 { 94}	377.433 { 89}
Units	Cts/S	Cts/S	Cts/S
Avg	**2321.4**	**35451.**	**2158.5**
Stddev	16.4	397.	3.8
%RSD	.70798	1.1189	.17485
#1	2309.8	35732.	2155.9
#2	2333.1	35171.	2161.2

Sample Name: 280-82994-C-5-A Acquired: 5/18/2016 21:12:58 Type: Unk
Method: 6500_025(v6) Mode: CONC Corr. Factor: 1.000000
User: CRHOADES Prep Date: Custom ID2: Custom ID3:
Comment: 325053 6010B

Elem	Ag3280	Al1670	As1890	B_2089	Ba4554	Be3130	Bi2230	Ca3179	Cd2288
Line	328.068 {103}	167.079 {502}	189.042 {478}	208.959 {461}	455.403 { 74}	313.042 {108}	223.061 {451}	317.933 {106}	228.802 {447}
Units	ppm	ppm	ppm	ppm	ppm	ppm	ppm	ppm	ppm
Avg	**-.00038**	**.46488**	**-.00665**	**.31767**	**.01240**	**.00022**	**-.00038**	**324.74**	**.00144**
Stddev	.00043	.00506	.00361	.00601	.00025	.00007	.00113	.80	.00003
%RSD	111.20	1.0875	54.216	1.8932	2.0072	32.697	300.62	.24684	1.8389
#1	-.00008	.46845	-.00410	.32192	.01222	.00027	.00042	324.18	.00145
#2	-.00068	.46130	-.00920	.31342	.01257	.00017	-.00118	325.31	.00142
Check ?	Chk Pass	Chk Pass	Chk Pass	Chk Pass	Chk Pass	Chk Pass	Chk Pass	Chk Pass	Chk Pass
High Limit									
Low Limit									

Elem	Co2286	Cr2055	Cu3247	Fe2599	K_7664	Li6707	Mg2790	Mn2576	Mo2020
Line	228.616 {447}	205.560 {464}	324.754 {104}	259.940 {130}	766.490 { 44}	670.784 { 50}	279.079 {121}2	257.610 {131}	202.030 {467}
Units	ppm	ppm	ppm	ppm	ppm	ppm	ppm	ppm	ppm
Avg	**-.00019**	**.00353**	**.00493**	**.34220**	**14.044**	**.31254**	**148.95**	**.01257**	**.00122**
Stddev	.00031	.00005	.00065	.00091	.075	.00139	.50	.00002	.00102
%RSD	164.72	1.4856	13.177	.26640	.53744	.44402	.33694	.13138	83.635
#1	.00003	.00357	.00538	.34285	13.990	.31155	148.59	.01258	.00050
#2	-.00040	.00349	.00447	.34156	14.097	.31352	149.30	.01255	.00195
Check ?	Chk Pass	Chk Pass	Chk Pass	Chk Pass	Chk Pass	Chk Pass	Chk Pass	Chk Pass	Chk Pass
High Limit									
Low Limit									

Elem	Na8183	Ni2316	P_1782	Pb2203	S_1820	Sb2068	Se1960	Si2881	SiO2
Line	818.326 { 41}	231.604 {446}	178.284 {489}	220.353 {453}	182.034 {485}	206.833 {463}	196.090 {472}	288.158 {117}	288.158 {117}2
Units	ppm	ppm	ppm	ppm	ppm	ppm	ppm	ppm	ppm
Avg	**205.98**	**.00265**	**.01122**	**.00064**	F **598.57**	**-.00135**	**.00568**	**8.6008**	**18.406**
Stddev	1.51	.00039	.00272	.00052	.18	.00049	.00059	.0256	.055
%RSD	.73223	14.819	24.237	81.363	.02970	36.026	10.293	.29707	.29707
#1	204.92	.00292	.01314	.00101	598.44	-.00170	.00527	8.5827	18.367
#2	207.05	.00237	.00929	.00027	598.69	-.00101	.00610	8.6188	18.444
Check ?	Chk Pass	Chk Pass	Chk Pass	Chk Pass	Chk Fail	Chk Pass	Chk Pass	Chk Pass	Chk Pass
High Limit					200.00				
Low Limit					-.20000				

Elem	Sn1899	Sr4077	Th2837	Ti3349	Tl1908	U_3701	V_2924	Zn2062	Zr3391
Line	189.989 {477}	407.771 { 83}	283.730 {119}	334.904 {101}	190.856 {477}	370.152 { 91}	292.402 {115}	206.200 {163}	339.198 { 99}
Units	ppm	ppm	ppm	ppm	ppm	ppm	ppm	ppm	ppm
Avg	**-.00184**	W **6.0953**	**-.00443**	**.01282**	**-.00527**	**.02605**	**-.00031**	**.00314**	**.00260**
Stddev	.00209	.0378	.00016	.00013	.00407	.01974	.00021	.00028	.00028
%RSD	113.48	.61952	3.5023	1.0234	77.261	75.779	65.307	8.8507	10.602
#1	-.00332	6.0686	-.00432	.01291	-.00815	.01209	-.00017	.00334	.00279
#2	-.00036	6.1220	-.00454	.01273	-.00239	.04001	-.00046	.00295	.00240
Check ?	Chk Pass	Chk Warn	Chk Pass	Chk Pass	Chk Pass	Chk Pass	Chk Pass	Chk Pass	Chk Pass
High Limit		5.0000							
Low Limit		-.01000							

Int. Std.	Y_2243	Y_3600	Y_3774
Line	224.306 {450}	360.073 { 94}	377.433 { 89}
Units	Cts/S	Cts/S	Cts/S
Avg	**2515.4**	**39478.**	**2274.4**
Stddev	6.2	232.	10.5
%RSD	.24552	.58877	.45977
#1	2519.7	39643.	2267.0
#2	2511.0	39314.	2281.8

Sample Name: CCVH-3894253 Acquired: 5/18/2016 21:15:37 Type: QC
Method: 6500_025(v6) Mode: CONC Corr. Factor: 1.000000
User: CRHOADES Prep Date: Custom ID2: Custom ID3:
Comment:

Elem	Ag3280	Al3092	As1890	B_2089	Ba4554	Be3130	Bi2230	Ca3179	Cd2288	Co2286	Cr2055
Units	ppm	ppm	ppm	ppm	ppm	ppm	ppm	ppm	ppm	ppm	ppm
Avg	**-.00080**	**53.093**	**-.00614**	**.00419**	**-.00041**	**.00030**	W **1.0878**	**.04401**	**-.00046**	**-.00099**	**.00025**
Stddev	.00007	.001	.00260	.00058	.00062	.00007	.0188	.00260	.00033	.00024	.00005
%RSD	8.4673	.00247	42.327	13.902	150.38	22.941	1.7262	5.8964	71.278	23.997	20.919
#1	-.00076	53.092	-.00430	.00378	-.00085	.00025	1.1011	.04585	-.00069	-.00082	.00021
#2	-.00085	53.094	-.00798	.00461	.00003	.00035	1.0745	.04218	-.00023	-.00116	.00028
Check ?	None	Chk Pass	None	None	None	None	Chk Warn	None	None	None	None
Value							1.0000				
Range							5.0000%				

Elem	Cu3247	Fe2714	K_7664	Li6707	Mg2790	Mn2576	Mo2020	Na8183	Ni2316	P_1782	Pb2203
Units	ppm	ppm	ppm	ppm	ppm	ppm	ppm	ppm	ppm	ppm	ppm
Avg	**-.00131**	**49.332**	**.36971**	**.00380**	**.04251**	**-.00028**	**-.00182**	**253.84**	**.00112**	**.00565**	**-.00068**
Stddev	.00029	.414	.03847	.00589	.00068	.00013	.00024	.90	.00084	.00029	.00002
%RSD	21.988	.83992	10.406	155.11	1.6004	47.440	13.293	.35462	75.485	5.1005	2.7630
#1	-.00111	49.039	.34250	.00797	.04203	-.00037	-.00165	253.20	.00171	.00545	-.00069
#2	-.00152	49.625	.39691	-.00037	.04299	-.00018	-.00199	254.47	.00052	.00585	-.00066
Check ?	None	Chk Pass	None	None	None	None	None	Chk Pass	None	None	None
Value											
Range											

Elem	S_1820	Sb2068	Se1960	Si2881	SiO2	Sn1899	Sr4077	Th2837	Ti3349	Tl1908	U_3701
Units	ppm	ppm	ppm	ppm	ppm	ppm	ppm	ppm	ppm	ppm	ppm
Avg	F **5.6192**	**-.01100**	**.00865**	**-.02064**	**-.04417**	**.00073**	**.00173**	W **4.5437**	**.00724**	**-.00397**	W **10.661**
Stddev	.0447	.00455	.00262	.03988	.08535	.00036	.00010	.0219	.00026	.00048	.057
%RSD	.79520	41.390	30.312	193.24	193.24	49.505	6.0148	.48256	3.5535	12.199	.53568
#1	5.6508	-.01421	.00680	.00756	.01618	.00048	.00181	4.5282	.00742	-.00431	10.701
#2	5.5876	-.00778	.01051	-.04884	-.10452	.00099	.00166	4.5592	.00706	-.00363	10.621
Check ?	Chk Fail	None	None	None	None	None	None	Chk Warn	None	None	Chk Warn
Value	5.0000							5.0000			10.000
Range	10.490%							-5.0000%			5.0000%

Elem	V_2924	Zn2062	Zr3391
Units	ppm	ppm	ppm
Avg	**.00961**	**-.00042**	**.04971**
Stddev	.00061	.00007	.00039
%RSD	6.3535	15.514	.77575
#1	.00918	-.00047	.04944
#2	.01004	-.00038	.04998
Check ?	None	None	None
Value			
Range			

Int. Std.	Y_2243	Y_3600	Y_3774
Units	Cts/S	Cts/S	Cts/S
Avg	**2510.5**	**39254.**	**2167.3**
Stddev	47.9	145.	23.9
%RSD	1.9086	.37060	1.1010
#1	2476.6	39357.	2184.2
#2	2544.4	39151.	2150.4

Sample Name: CCV-3894251 Acquired: 5/18/2016 21:18:14 Type: QC
Method: 6500_025(v6) Mode: CONC Corr. Factor: 1.000000
User: CRHOADES Prep Date: Custom ID2: Custom ID3:
Comment:

Elem	Ag3280	Al1670	As1890	B_2089	Ba4554	Be3130	Bi2230	Ca3179	Cd2288	Co2286	Cr2055	Cu3247	Fe2599
Units	ppm	ppm	ppm	ppm	ppm	ppm	ppm	ppm	ppm	ppm	ppm	ppm	ppm
Avg	**.49035**	**.54751**	**1.0373**	**.49187**	**.50197**	**.45438**	**.00150**	**4.9200**	**.49296**	**.49903**	**.50526**	**.52155**	**2.3377**
Stddev	.00236	.00997	.0237	.01021	.00320	.00235	.00067	.0139	.00048	.01142	.00932	.00287	.0117
%RSD	.48083	1.8203	2.2817	2.0748	.63828	.51634	44.784	.28255	.09768	2.2893	1.8445	.55102	.49877
#1	.48868	.54046	1.0206	.48466	.50423	.45604	.00103	4.9298	.49262	.49095	.49867	.51951	2.3460
#2	.49202	.55456	1.0540	.49909	.49970	.45273	.00198	4.9101	.49330	.50711	.51185	.52358	2.3295
Check ?	Chk Pass	Chk Pass	Chk Pass	Chk Pass	Chk Pass	Chk Pass	None	Chk Pass	Chk Pass	Chk Pass	Chk Pass	Chk Pass	Chk Pass
Value													
Range													

Elem	K_7664	Li6707	Mg2790	Mn2576	Mo2020	Na5895	Ni2316	P_1782	Pb2203	S_1820	Sb2068	Se1960	Si2881
Units	ppm	ppm	ppm	ppm	ppm	ppm	ppm	ppm	ppm	ppm	ppm	ppm	ppm
Avg	**48.356**	**.96613**	**18.818**	**.45882**	**.51092**	**5.2350**	**.48808**	**.96769**	**1.0066**	**.35646**	**.98603**	**1.0646**	**4.7708**
Stddev	.311	.00466	.115	.00207	.00889	.0075	.00907	.01363	.0187	.00626	.01584	.0169	.0992
%RSD	.64278	.48220	.61103	.45058	1.7394	.14284	1.8590	1.4083	1.8559	1.7548	1.6069	1.5872	2.0799
#1	48.575	.96942	18.737	.45736	.50464	5.2403	.48167	.95806	.99336	.35204	.97483	1.0527	4.7007
#2	48.136	.96284	18.900	.46028	.51721	5.2297	.49450	.97733	1.0198	.36088	.99724	1.0765	4.8410
Check ?	Chk Pass	Chk Pass	Chk Pass	Chk Pass	Chk Pass	Chk Pass	Chk Pass	Chk Pass	Chk Pass	None	Chk Pass	Chk Pass	Chk Pass
Value													
Range													

Elem	SiO2	Sn1899	Sr4077	Th2837	Ti3349	Tl1908	U_3701	V_2924	Zn2062	Zr3391
Units	ppm	ppm	ppm	ppm	ppm	ppm	ppm	ppm	ppm	ppm
Avg	**10.210**	**1.0225**	**.46529**	**.00286**	**.45203**	**1.0567**	**-.03997**	**.47973**	**.45281**	**.51269**
Stddev	.212	.0211	.00395	.00304	.00112	.0111	.00810	.00321	.00510	.00308
%RSD	2.0799	2.0635	.84873	106.37	.24843	1.0493	20.256	.66847	1.1263	.60036
#1	10.059	1.0076	.46808	.00071	.45124	1.0489	-.04569	.47747	.44921	.51051
#2	10.360	1.0374	.46250	.00500	.45283	1.0646	-.03424	.48200	.45642	.51487
Check ?	Chk Pass	Chk Pass	Chk Pass	None	Chk Pass	Chk Pass	None	Chk Pass	Chk Pass	Chk Pass
Value										
Range										

Int. Std.	Y_2243	Y_3600	Y_3774
Units	Cts/S	Cts/S	Cts/S
Avg	**2535.1**	**40000.**	**2134.3**
Stddev	50.4	184.	37.0
%RSD	1.9898	.45877	1.7320
#1	2570.8	39870.	2160.4
#2	2499.4	40130.	2108.2

Sample Name: CCB Acquired: 5/18/2016 21:20:47 Type: QC
Method: 6500_025(v6) Mode: CONC Corr. Factor: 1.000000
User: CRHOADES Prep Date: Custom ID2: Custom ID3:
Comment:

Elem	Ag3280	Al1670	As1890	B_2089	Ba4554	Be3130	Bi2230	Ca3179	Cd2288	Co2286	Cr2055
Units	ppm	ppm	ppm	ppm	ppm	ppm	ppm	ppm	ppm	ppm	ppm
Avg	**-.00048**	**-.00050**	**-.00538**	**.00252**	**-.00094**	**.00013**	**-.00033**	**-.02620**	**-.00023**	**-.00016**	**-.00017**
Stddev	.00012	.00022	.01076	.00067	.00032	.00006	.00348	.00726	.00016	.00013	.00005
%RSD	25.833	44.016	199.96	26.440	34.426	45.221	1059.5	27.714	69.094	82.882	31.369
#1	-.00039	-.00066	.00223	.00205	-.00071	.00009	-.00279	-.02107	-.00034	-.00006	-.00021
#2	-.00057	-.00034	-.01299	.00299	-.00117	.00017	.00213	-.03134	-.00012	-.00025	-.00013
Check ?	Chk Pass	Chk Pass	Chk Pass	Chk Pass	Chk Pass	Chk Pass	Chk Pass	Chk Pass	Chk Pass	Chk Pass	Chk Pass
High Limit											
Low Limit											

Elem	Cu3247	Fe2599	K_7664	Li6707	Mg2790	Mn2576	Mo2020	Na5895	Ni2316	P_1782	Pb2203
Units	ppm	ppm	ppm	ppm	ppm	ppm	ppm	ppm	ppm	ppm	ppm
Avg	**-.00079**	**-.00197**	**.19198**	**.00126**	**-.00130**	**-.00001**	**.00164**	W **.37042**	**.00005**	**.00068**	**-.00212**
Stddev	.00069	.00771	.03692	.00282	.00433	.00003	.00081	.00973	.00069	.00013	.00106
%RSD	86.592	391.84	19.233	223.68	333.81	198.23	49.580	2.6270	1473.3	18.481	49.767
#1	-.00128	.00348	.21809	-.00073	.00176	.00001	.00106	.36354	-.00044	.00077	-.00137
#2	-.00031	-.00742	.16587	.00325	-.00436	-.00003	.00221	.37730	.00054	.00059	-.00287
Check ?	Chk Pass	Chk Pass	Chk Pass	Chk Pass	Chk Pass	Chk Pass	Chk Pass	Chk Warn	Chk Pass	Chk Pass	Chk Pass
High Limit								.35000			
Low Limit								-.35000			

Elem	S_1820	Sb2068	Se1960	Si2881	SiO2	Sn1899	Sr4077	Th2837	Ti3349	Tl1908	U_3701
Units	ppm	ppm	ppm	ppm	ppm	ppm	ppm	ppm	ppm	ppm	ppm
Avg	F **.26062**	W **.00377**	**.00642**	**.01304**	**.02790**	**-.00030**	**.00018**	**.00141**	**-.00003**	**.00106**	**-.03878**
Stddev	.00547	.00133	.00589	.01770	.03787	.00155	.00005	.00014	.00040	.00171	.02811
%RSD	2.0986	35.210	91.719	135.71	135.71	508.39	26.165	9.7551	1585.5	161.28	72.470
#1	.26449	.00471	.01058	.00053	.00113	.00079	.00014	.00132	-.00031	.00227	-.01891
#2	.25676	.00283	.00226	.02555	.05468	-.00140	.00021	.00151	.00026	-.00015	-.05866
Check ?	Chk Fail	Chk Warn	Chk Pass	Chk Pass	Chk Pass	Chk Pass	Chk Pass	Chk Pass	Chk Pass	Chk Pass	Chk Pass
High Limit	.10000	.00100									
Low Limit	-.20000	-.00100									

Elem	V_2924	Zn2062	Zr3391
Units	ppm	ppm	ppm
Avg	**-.00020**	**-.00044**	**.00024**
Stddev	.00025	.00012	.00135
%RSD	124.63	26.934	567.71
#1	-.00038	-.00036	.00119
#2	-.00002	-.00052	-.00072
Check ?	Chk Pass	Chk Pass	Chk Pass
High Limit			
Low Limit			

Int. Std.	Y_2243	Y_3600	Y_3774
Units	Cts/S	Cts/S	Cts/S
Avg	**2546.7**	**41639.**	**2244.0**
Stddev	88.2	15.	177.3
%RSD	3.4643	.03715	7.9034
#1	2609.1	41628.	2118.6
#2	2484.3	41650.	2369.4

Sample Name: CCVL-3897520 Acquired: 5/18/2016 21:23:10 Type: QC
Method: 6500_025(v6) Mode: CONC Corr. Factor: 1.000000
User: CRHOADES Prep Date: Custom ID2: Custom ID3:
Comment:

Elem	Ag3280	Al1670	As1890	B_2089	Ba4554	Be3130	Bi2230	Ca3179	Cd2288	Co2286	Cr2055
Units	ppm	ppm	ppm	ppm	ppm	ppm	ppm	ppm	ppm	ppm	ppm
Avg	**.01015**	**.09999**	F **.00862**	**.08544**	**.00891**	**.00100**	**.10109**	**.16682**	**.00459**	**.00902**	**.00919**
Stddev	.00028	.00381	.00084	.00249	.00079	.00002	.00107	.00662	.00029	.00035	.00069
%RSD	2.7604	3.8114	9.7245	2.9185	8.9033	1.5232	1.0579	3.9703	6.2886	3.8788	7.4636
#1	.01035	.10269	.00803	.08720	.00947	.00099	.10034	.17151	.00479	.00927	.00967
#2	.00995	.09730	.00922	.08368	.00835	.00101	.10185	.16214	.00438	.00877	.00870
Check ?	Chk Pass	Chk Pass	Chk Fail	Chk Pass	Chk Pass	Chk Pass	Chk Pass	Chk Pass	Chk Pass	Chk Pass	Chk Pass
Value			.01500								
Range			-30.000%								

Elem	Cu3247	Fe2599	K_7664	Li6707	Mg2790	Mn2576	Mo2020	Na5895	Ni2316	P_1782	Pb2203
Units	ppm	ppm	ppm	ppm	ppm	ppm	ppm	ppm	ppm	ppm	ppm
Avg	**.01513**	**.10150**	**3.0979**	**.01033**	**.19396**	**.00936**	**.01893**	F **1.3217**	**.03662**	**2.6535**	**.00880**
Stddev	.00052	.00177	.1870	.00035	.00712	.00013	.00057	.0181	.00172	.0701	.00032
%RSD	3.4286	1.7406	6.0364	3.3957	3.6704	1.3946	3.0222	1.3696	4.6855	2.6418	3.6478
#1	.01550	.10275	3.2302	.01008	.19899	.00945	.01933	1.3345	.03783	2.7031	.00857
#2	.01476	.10025	2.9657	.01058	.18892	.00926	.01852	1.3089	.03540	2.6040	.00902
Check ?	Chk Pass	Chk Pass	Chk Pass	Chk Pass	Chk Pass	Chk Pass	Chk Pass	Chk Fail	Chk Pass	Chk Pass	Chk Pass
Value								1.0000			
Range								30.000%			

Elem	S_1820	Sb2068	Se1960	Si2881	SiO2	Sn1899	Sr4077	Th2837	Ti3349	Tl1908	U_3701
Units	ppm	ppm	ppm	ppm	ppm	ppm	ppm	ppm	ppm	ppm	ppm
Avg	**.23036**	**.02103**	**.01619**	**.47893**	**1.0249**	**.10001**	**.00989**	**.01771**	**.00896**	**.01345**	F **-.03351**
Stddev	.01864	.00453	.00276	.02301	.0492	.00374	.00007	.00033	.00004	.00212	.00364
%RSD	8.0936	21.564	17.037	4.8044	4.8044	3.7361	.71195	1.8883	.48230	15.783	10.849
#1	.24355	.01782	.01424	.46266	.99009	.10265	.00994	.01795	.00899	.01495	-.03094
#2	.21718	.02424	.01814	.49520	1.0597	.09737	.00984	.01747	.00893	.01195	-.03608
Check ?	None	Chk Pass	Chk Pass	Chk Pass	Chk Pass	Chk Pass	Chk Pass	Chk Pass	Chk Pass	Chk Pass	Chk Fail
Value											.06000
Range											-30.000%

Elem	V_2924	Zn2062	Zr3391
Units	ppm	ppm	ppm
Avg	**.01035**	**.01710**	**.01061**
Stddev	.00127	.00064	.00097
%RSD	12.322	3.7129	9.1351
#1	.01125	.01755	.01130
#2	.00945	.01666	.00993
Check ?	Chk Pass	Chk Pass	Chk Pass
Value			
Range			

Int. Std.	Y_2243	Y_3600	Y_3774
Units	Cts/S	Cts/S	Cts/S
Avg	**2959.3**	**41090.**	**2326.5**
Stddev	89.8	226.	72.0
%RSD	3.0339	.55056	3.0951
#1	2895.8	41250.	2275.6
#2	3022.8	40930.	2377.4

Sample Name: MB 280-325228/1-A Acquired: 5/18/2016 21:25:51 Type: Unk
Method: 6500_025(v6) Mode: CONC Corr. Factor: 1.000000
User: CRHOADES Prep Date: 5/16 Custom ID2: Custom ID3:
Comment: 325228 6010B (As)

Elem	Ag3280	Al1670	As1890	B_2089	Ba4554	Be3130	Bi2230	Ca3179	Cd2288
Line	328.068 {103}	167.079 {502}	189.042 {478}	208.959 {461}	455.403 { 74}	313.042 {108}	223.061 {451}	317.933 {106}	228.802 {447}
Units	ppm	ppm	ppm	ppm	ppm	ppm	ppm	ppm	ppm
Avg	**-.00052**	**.00575**	**-.00388**	**.00085**	**-.00009**	**.00011**	**-.00036**	**-.00063**	**-.00004**
Stddev	.00025	.00043	.00303	.00083	.00009	.00010	.00460	.00432	.00039
%RSD	47.033	7.3887	78.205	97.609	97.237	87.439	1278.5	691.31	940.52
#1	-.00070	.00545	-.00603	.00144	-.00015	.00019	.00290	-.00368	-.00032
#2	-.00035	.00605	-.00173	.00026	-.00003	.00004	-.00362	.00243	.00023
Check ?	Chk Pass	Chk Pass	Chk Pass	Chk Pass	Chk Pass	Chk Pass	Chk Pass	Chk Pass	Chk Pass
High Limit									
Low Limit									

Elem	Co2286	Cr2055	Cu3247	Fe2599	K_7664	Li6707	Mg2790	Mn2576	Mo2020
Line	228.616 {447}	205.560 {464}	324.754 {104}	259.940 {130}	766.490 { 44}	670.784 { 50}	279.079 {121}2	257.610 {131}	202.030 {467}
Units	ppm	ppm	ppm	ppm	ppm	ppm	ppm	ppm	ppm
Avg	**-.00033**	**-.00058**	**-.00090**	**.02650**	**.10406**	**-.00115**	**-.00149**	**.00018**	**-.00099**
Stddev	.00006	.00022	.00029	.00201	.00360	.00124	.00239	.00005	.00034
%RSD	17.451	38.093	32.181	7.5946	3.4642	108.06	160.04	27.826	34.240
#1	-.00037	-.00073	-.00069	.02508	.10661	-.00203	.00020	.00014	-.00123
#2	-.00029	-.00042	-.00110	.02792	.10151	-.00027	-.00319	.00022	-.00075
Check ?	Chk Pass	Chk Pass	Chk Pass	Chk Pass	Chk Pass	Chk Pass	Chk Pass	Chk Pass	Chk Pass
High Limit									
Low Limit									

Elem	Na5895	Ni2316	P_1782	Pb2203	S_1820	Sb2068	Se1960	Si2881	SiO2
Line	589.592 { 57}	231.604 {446}	178.284 {489}	220.353 {453}	182.034 {485}	206.833 {463}	196.090 {472}	288.158 {117}	288.158 {117}2
Units	ppm	ppm	ppm	ppm	ppm	ppm	ppm	ppm	ppm
Avg	**.31449**	**-.00035**	**.00126**	**.00075**	F **.20550**	**.00451**	W **.00818**	**.01703**	**.03644**
Stddev	.00375	.00056	.00032	.00076	.00562	.00142	.00530	.05546	.11869
%RSD	1.1939	159.98	25.273	101.06	2.7352	31.452	64.782	325.69	325.69
#1	.31184	-.00074	.00104	.00128	.20947	.00351	.01192	-.02219	-.04748
#2	.31715	.00005	.00149	.00021	.20153	.00552	.00443	.05625	.12037
Check ?	Chk Pass	Chk Pass	Chk Pass	Chk Pass	Chk Fail	Chk Pass	Chk Warn	Chk Pass	None
High Limit					.10000		.00750		
Low Limit					-.10000		-.00750		

Elem	Sn1899	Sr4077	Th2837	Ti3349	Tl1908	U_3701	V_2924	Zn2062	Zr3391
Line	189.989 {477}	407.771 { 83}	283.730 {119}	334.904 {101}	190.856 {477}	370.152 { 91}	292.402 {115}	206.200 {163}	339.198 { 99}
Units	ppm	ppm	ppm	ppm	ppm	ppm	ppm	ppm	ppm
Avg	**.00143**	**.00039**	**.00092**	**-.00010**	**-.00607**	**-.03560**	**.00057**	**.00073**	**.00058**
Stddev	.00020	.00009	.00104	.00014	.00104	.08268	.00015	.00013	.00256
%RSD	13.817	22.391	112.89	138.30	17.176	232.23	26.862	17.673	444.50
#1	.00157	.00046	.00018	.00000	-.00533	.02286	.00046	.00064	.00239
#2	.00129	.00033	.00165	-.00019	-.00681	-.09407	.00067	.00083	-.00123
Check ?	Chk Pass	Chk Pass	Chk Pass	Chk Pass	Chk Pass	Chk Pass	Chk Pass	Chk Pass	Chk Pass
High Limit									
Low Limit									

Int. Std.	Y_2243	Y_3600	Y_3774
Line	224.306 {450}	360.073 { 94}	377.433 { 89}
Units	Cts/S	Cts/S	Cts/S
Avg	**2733.8**	**42758.**	**2302.6**
Stddev	68.9	29.	53.7
%RSD	2.5203	.06754	2.3340
#1	2685.1	42737.	2264.6
#2	2782.5	42778.	2340.6

Sample Name: LCS 280-325228/2-A Acquired: 5/18/2016 21:28:14 Type: Unk
Method: 6500_025(v6) Mode: CONC Corr. Factor: 1.000000
User: CRHOADES Prep Date: Custom ID2: Custom ID3:
Comment: 325228 6010B (As)

Elem	Ag3280	Al1670	As1890	B_2089	Ba4554	Be3130	Bi2230	Ca3179	Cd2288
Line	328.068 {103}	167.079 {502}	189.042 {478}	208.959 {461}	455.403 { 74}	313.042 {108}	223.061 {451}	317.933 {106}	228.802 {447}
Units	ppm	ppm	ppm	ppm	ppm	ppm	ppm	ppm	ppm
Avg	**.05049**	**2.0865**	**1.0566**	**.97997**	**2.0459**	**.04632**	**2.1786**	**48.832**	**.09652**
Stddev	.00056	.0402	.0203	.01858	.1058	.00200	.0309	2.510	.00216
%RSD	1.1028	1.9275	1.9209	1.8959	5.1689	4.3279	1.4174	5.1406	2.2407
#1	.05088	2.0580	1.0422	.96683	1.9712	.04490	2.1568	47.057	.09499
#2	.05009	2.1149	1.0709	.99310	2.1207	.04774	2.2005	50.607	.09805
Check ?	Chk Pass	Chk Pass	Chk Pass	Chk Pass	Chk Pass	Chk Pass	None	Chk Pass	Chk Pass
High Limit									
Low Limit									

Elem	Co2286	Cr2055	Cu3247	Fe2599	K_7664	Li6707	Mg2790	Mn2576	Mo2020
Line	228.616 {447}	205.560 {464}	324.754 {104}	259.940 {130}	766.490 { 44}	670.784 { 50}	279.079 {121}2	257.610 {131}	202.030 {467}
Units	ppm	ppm	ppm	ppm	ppm	ppm	ppm	ppm	ppm
Avg	**.47331**	**.19604**	**.26438**	**.93721**	**48.847**	**.96111**	**47.730**	**.45543**	**1.0295**
Stddev	.00900	.00269	.00036	.02161	2.575	.01193	.184	.00249	.0167
%RSD	1.9012	1.3727	.13802	2.3062	5.2706	1.2410	.38599	.54765	1.6175
#1	.46694	.19414	.26464	.92192	47.026	.95268	47.599	.45367	1.0177
#2	.47967	.19794	.26412	.95249	50.667	.96955	47.860	.45720	1.0413
Check ?	Chk Pass	Chk Pass	Chk Pass	Chk Pass	Chk Pass	Chk Pass	Chk Pass	Chk Pass	Chk Pass
High Limit									
Low Limit									

Elem	Na8183	Ni2316	P_1782	Pb2203	S_1820	Sb2068	Se1960	Si2881	SiO2
Line	818.326 { 41}	231.604 {446}	178.284 {489}	220.353 {453}	182.034 {485}	206.833 {463}	196.090 {472}	288.158 {117}	288.158 {117}2
Units	ppm	ppm	ppm	ppm	ppm	ppm	ppm	ppm	ppm
Avg	**53.665**	**.46473**	**9.8452**	**.48917**	**2.2377**	**.50486**	**2.1955**	**9.5367**	**20.408**
Stddev	.012	.00696	.1659	.00979	.0511	.00734	.0120	.0805	.172
%RSD	.02294	1.4983	1.6849	2.0021	2.2828	1.4534	.54513	.84462	.84462
#1	53.674	.45981	9.7279	.48224	2.2016	.49967	2.1870	9.4797	20.287
#2	53.656	.46966	9.9625	.49609	2.2739	.51005	2.2039	9.5936	20.530
Check ?	Chk Pass	Chk Pass	Chk Pass	Chk Pass	None	Chk Pass	Chk Pass	Chk Pass	None
High Limit									
Low Limit									

Elem	Sn1899	Sr4077	Th2837	Ti3349	Tl1908	U_3701	V_2924	Zn2062	Zr3391
Line	189.989 {477}	407.771 { 83}	283.730 {119}	334.904 {101}	190.856 {477}	370.152 { 91}	292.402 {115}	206.200 {163}	339.198 { 99}
Units	ppm	ppm	ppm	ppm	ppm	ppm	ppm	ppm	ppm
Avg	**2.0136**	**.92984**	**.93169**	**.91331**	**1.9460**	**2.1097**	**.47328**	**.44910**	**.52909**
Stddev	.0012	.04900	.00330	.00451	.0465	.0109	.00326	.00815	.00086
%RSD	.05832	5.2698	.35444	.49426	2.3875	.51844	.68932	1.8149	.16319
#1	2.0127	.89519	.93402	.91012	1.9788	2.1175	.47098	.44334	.52848
#2	2.0144	.96449	.92935	.91650	1.9131	2.1020	.47559	.45487	.52970
Check ?	Chk Pass	Chk Pass	Chk Pass	Chk Pass	Chk Pass	Chk Pass	Chk Pass	Chk Pass	Chk Pass
High Limit									
Low Limit									

Int. Std.	Y_2243	Y_3600	Y_3774
Line	224.306 {450}	360.073 { 94}	377.433 { 89}
Units	Cts/S	Cts/S	Cts/S
Avg	**2631.6**	**41427.**	**2305.7**
Stddev	73.4	310.	124.6
%RSD	2.7903	.74917	5.4034
#1	2683.6	41646.	2393.8
#2	2579.7	41207.	2217.6

Sample Name: 280-82937-A-1-A Acquired: 5/18/2016 21:30:41 Type: Unk
Method: 6500_025(v6) Mode: CONC Corr. Factor: 1.000000
User: CRHOADES Prep Date: Custom ID2: Custom ID3:
Comment: 325228 6010B (As)

Elem	Ag3280	Al1670	As1890	B_2089	Ba4554	Be3130	Bi2230	Ca3179	Cd2288
Line	328.068 {103}	167.079 {502}	189.042 {478}	208.959 {461}	455.403 { 74}	313.042 {108}	223.061 {451}	317.933 {106}	228.802 {447}
Units	ppm	ppm	ppm	ppm	ppm	ppm	ppm	ppm	ppm
Avg	**.00000**	**.00395**	**.00177**	**.12831**	**.01407**	**.00012**	**.00523**	**342.00**	**.00089**
Stddev	.0008	.00074	.00502	.00014	.00092	.00007	.00220	17.59	.00010
%RSD	19612.	18.743	284.00	.10629	6.5291	61.240	42.070	5.1432	11.410
#1	.00057	.00343	.00532	.12840	.01472	.00017	.00367	354.44	.00082
#2	-.00058	.00448	-.00178	.12821	.01342	.00007	.00679	329.56	.00096
Check ?	Chk Pass	Chk Pass	Chk Pass	Chk Pass	Chk Pass	Chk Pass	Chk Pass	Chk Pass	Chk Pass
High Limit									
Low Limit									

Elem	Co2286	Cr2055	Cu3247	Fe2599	K_7664	Li6707	Mg2790	Mn2576	Mo2020
Line	228.616 {447}	205.560 {464}	324.754 {104}	259.940 {130}	766.490 { 44}	670.784 { 50}	279.079 {121}2	257.610 {131}	202.030 {467}
Units	ppm	ppm	ppm	ppm	ppm	ppm	ppm	ppm	ppm
Avg	**-.00050**	**.00076**	**.00163**	**.00377**	**2.2292**	**.02693**	**65.862**	**.00037**	**.00453**
Stddev	.00000	.00004	.00003	.00260	.0286	.00004	.025	.00000	.00102
%RSD	.20679	4.7926	1.9774	68.836	1.2814	.16034	.03761	.02087	22.613
#1	-.00050	.00079	.00165	.00561	2.2494	.02690	65.844	.00037	.00380
#2	-.00050	.00074	.00161	.00194	2.2090	.02696	65.879	.00037	.00525
Check ?	Chk Pass	Chk Pass	Chk Pass	Chk Pass	Chk Pass	Chk Pass	Chk Pass	Chk Pass	Chk Pass
High Limit									
Low Limit									

Elem	Na8183	Ni2316	P_1782	Pb2203	S_1820	Sb2068	Se1960	Si2881	SiO2
Line	818.326 { 41}	231.604 {446}	178.284 {489}	220.353 {453}	182.034 {485}	206.833 {463}	196.090 {472}	288.158 {117}	288.158 {117}2
Units	ppm	ppm	ppm	ppm	ppm	ppm	ppm	ppm	ppm
Avg	**288.74**	**.00176**	**.01361**	**-.00029**	F **441.84**	**.00181**	**.04592**	**10.132**	**21.682**
Stddev	3.99	.00054	.00145	.00001	2.39	.00566	.00123	.046	.099
%RSD	1.3805	30.669	10.630	2.2428	.54141	312.78	2.6718	.45612	.45612
#1	291.56	.00138	.01463	-.00029	443.54	-.00219	.04679	10.165	21.752
#2	285.92	.00214	.01258	-.00030	440.15	.00581	.04505	10.099	21.612
Check ?	Chk Pass	Chk Pass	Chk Pass	Chk Pass	Chk Fail	Chk Pass	Chk Pass	Chk Pass	Chk Pass
High Limit					200.00				
Low Limit					-.20000				

Elem	Sn1899	Sr4077	Th2837	Ti3349	Tl1908	U_3701	V_2924	Zn2062	Zr3391
Line	189.989 {477}	407.771 { 83}	283.730 {119}	334.904 {101}	190.856 {477}	370.152 { 91}	292.402 {115}	206.200 {163}	339.198 { 99}
Units	ppm	ppm	ppm	ppm	ppm	ppm	ppm	ppm	ppm
Avg	**-.00199**	W **6.2039**	**.00147**	**-.00010**	**.01749**	**-.00518**	**.00057**	**.00198**	**-.00052**
Stddev	.00377	.3211	.00350	.00010	.01234	.07025	.00052	.00021	.00041
%RSD	189.27	5.1758	238.06	104.68	70.549	1355.4	90.632	10.450	79.111
#1	.00067	6.4310	.00394	-.00003	.00876	-.05486	.00021	.00183	-.00023
#2	-.00466	5.9769	-.00100	-.00017	.02621	.04449	.00094	.00212	-.00081
Check ?	Chk Pass	Chk Warn	Chk Pass	Chk Pass	Chk Pass	Chk Pass	Chk Pass	Chk Pass	Chk Pass
High Limit		5.0000							
Low Limit		-.01000							

Int. Std.	Y_2243	Y_3600	Y_3774
Line	224.306 {450}	360.073 { 94}	377.433 { 89}
Units	Cts/S	Cts/S	Cts/S
Avg	**2538.5**	**39126.**	**2255.9**
Stddev	58.8	94.	107.1
%RSD	2.3144	.23978	4.7470
#1	2496.9	39060.	2180.2
#2	2580.0	39193.	2331.7

Sample Name: 280-82937-A-2-A Acquired: 5/18/2016 21:33:21 Type: Unk
Method: 6500_025(v6) Mode: CONC Corr. Factor: 1.000000
User: CRHOADES Prep Date: Custom ID2: Custom ID3:
Comment: 325228 6010B (As)

Elem	Ag3280	Al1670	As1890	B_2089	Ba4554	Be3130	Bi2230	Ca3179	Cd2288
Line	328.068 {103}	167.079 {502}	189.042 {478}	208.959 {461}	455.403 { 74}	313.042 {108}	223.061 {451}	317.933 {106}	228.802 {447}
Units	ppm	ppm	ppm	ppm	ppm	ppm	ppm	ppm	ppm
Avg	**.00048**	**.00219**	**-.00655**	**.05119**	**.01226**	**.00007**	**.00394**	**80.769**	**-.00009**
Stddev	.00010	.00103	.00361	.00040	.00063	.00001	.00096	.263	.00015
%RSD	21.489	47.040	55.067	.78639	5.1079	11.200	24.435	.32623	166.96
#1	.00055	.00291	-.00910	.05148	.01270	.00007	.00462	80.582	-.00019
#2	.00041	.00146	-.00400	.05091	.01182	.00008	.00326	80.955	.00002
Check ?	Chk Pass	Chk Pass	Chk Pass	Chk Pass	Chk Pass	Chk Pass	Chk Pass	Chk Pass	Chk Pass
High Limit									
Low Limit									

Elem	Co2286	Cr2055	Cu3247	Fe2599	K_7664	Li6707	Mg2790	Mn2576	Mo2020
Line	228.616 {447}	205.560 {464}	324.754 {104}	259.940 {130}	766.490 { 44}	670.784 { 50}	279.079 {121}2	257.610 {131}	202.030 {467}
Units	ppm	ppm	ppm	ppm	ppm	ppm	ppm	ppm	ppm
Avg	**-.00030**	**.00004**	**.00006**	**.04939**	**3.7650**	**.00486**	**4.9352**	**.10405**	**.00069**
Stddev	.00020	.00024	.00006	.00169	.0054	.00668	.0203	.00059	.00051
%RSD	65.126	593.73	92.469	3.4264	.14453	137.22	.41086	.56834	74.993
#1	-.00016	.00021	.00010	.04820	3.7612	.00014	4.9495	.10447	.00032
#2	-.00044	-.00013	.00002	.05059	3.7688	.00958	4.9209	.10363	.00105
Check ?	Chk Pass	Chk Pass	Chk Pass	Chk Pass	Chk Pass	Chk Pass	Chk Pass	Chk Pass	Chk Pass
High Limit									
Low Limit									

Elem	Na8183	Ni2316	P_1782	Pb2203	S_1820	Sb2068	Se1960	Si2881	SiO2
Line	818.326 { 41}	231.604 {446}	178.284 {489}	220.353 {453}	182.034 {485}	206.833 {463}	196.090 {472}	288.158 {117}	288.158 {117}2
Units	ppm	ppm	ppm	ppm	ppm	ppm	ppm	ppm	ppm
Avg	**102.11**	**-.00012**	**.00338**	**.00012**	**96.688**	**.00181**	**.00255**	**4.6852**	**10.026**
Stddev	.20	.00045	.00071	.00021	.854	.00056	.00048	.0561	.120
%RSD	.19511	371.68	20.975	176.70	.88315	30.996	18.866	1.1962	1.1962
#1	101.97	-.00044	.00288	.00027	97.291	.00141	.00289	4.7248	10.111
#2	102.25	.00020	.00388	-.00003	96.084	.00220	.00221	4.6455	9.9415
Check ?	Chk Pass	Chk Pass	Chk Pass	Chk Pass	Chk Pass	Chk Pass	Chk Pass	Chk Pass	Chk Pass
High Limit									
Low Limit									

Elem	Sn1899	Sr4077	Th2837	Ti3349	Tl1908	U_3701	V_2924	Zn2062	Zr3391
Line	189.989 {477}	407.771 { 83}	283.730 {119}	334.904 {101}	190.856 {477}	370.152 { 91}	292.402 {115}	206.200 {163}	339.198 { 99}
Units	ppm	ppm	ppm	ppm	ppm	ppm	ppm	ppm	ppm
Avg	**-.00127**	**1.8381**	**.00216**	**.00009**	**.00153**	**-.02156**	**.00003**	**.00114**	**.00096**
Stddev	.00089	.0087	.00555	.00043	.00195	.09644	.00029	.00020	.00183
%RSD	70.472	.47292	257.32	490.24	127.68	447.35	910.89	17.510	190.12
#1	-.00064	1.8319	.00608	-.00022	.00015	-.08975	-.00017	.00128	-.00033
#2	-.00190	1.8442	-.00177	.00039	.00291	.04664	.00024	.00100	.00226
Check ?	Chk Pass	Chk Pass	Chk Pass	Chk Pass	Chk Pass	Chk Pass	Chk Pass	Chk Pass	Chk Pass
High Limit									
Low Limit									

Int. Std.	Y_2243	Y_3600	Y_3774
Line	224.306 {450}	360.073 { 94}	377.433 { 89}
Units	Cts/S	Cts/S	Cts/S
Avg	**2593.3**	**40993.**	**2121.5**
Stddev	94.6	283.	24.6
%RSD	3.6488	.69052	1.1614
#1	2526.3	41194.	2138.9
#2	2660.2	40793.	2104.1

Sample Name: 280-82988-B-1-A Acquired: 5/18/2016 21:36:00 Type: Unk
Method: 6500_025(v6) Mode: CONC Corr. Factor: 1.000000
User: CRHOADES Prep Date: Custom ID2: Custom ID3:
Comment: 325228 6010B (As)

Elem	Ag3280	Al1670	As1890	B_2089	Ba4554	Be3130	Bi2230	Ca3179	Cd2288
Line	328.068 {103}	167.079 {502}	189.042 {478}	208.959 {461}	455.403 { 74}	313.042 {108}	223.061 {451}	317.933 {106}	228.802 {447}
Units	ppm	ppm	ppm	ppm	ppm	ppm	ppm	ppm	ppm
Avg	**-.00036**	**.00301**	**-.00004**	**.06066**	**.06946**	**.00012**	**-.00104**	**233.15**	**.00032**
Stddev	.00086	.00070	.00290	.00304	.00022	.00022	.00228	.57	.00023
%RSD	241.67	23.325	7645.7	5.0137	.31774	186.62	219.98	.24404	71.712
#1	.00025	.00251	-.00209	.05851	.06930	.00028	-.00265	233.55	.00049
#2	-.00096	.00350	.00201	.06281	.06961	-.00004	.00058	232.74	.00016
Check ?	Chk Pass	Chk Pass	Chk Pass	Chk Pass	Chk Pass	Chk Pass	Chk Pass	Chk Pass	Chk Pass
High Limit									
Low Limit									

Elem	Co2286	Cr2055	Cu3247	Fe2599	K_7664	Li6707	Mg2790	Mn2576	Mo2020
Line	228.616 {447}	205.560 {464}	324.754 {104}	259.940 {130}	766.490 { 44}	670.784 { 50}	279.079 {121}2	257.610 {131}	202.030 {467}
Units	ppm	ppm	ppm	ppm	ppm	ppm	ppm	ppm	ppm
Avg	**.00005**	**.00048**	**.00146**	**.03770**	**6.1382**	**.05647**	**30.802**	**.09813**	**.00118**
Stddev	.00020	.00016	.00044	.00295	.0161	.00182	.011	.00017	.00039
%RSD	388.94	33.690	30.381	7.8191	.26194	3.2207	.03634	.17230	33.309
#1	.00019	.00036	.00115	.03562	6.1495	.05518	30.794	.09825	.00091
#2	-.00009	.00059	.00178	.03979	6.1268	.05775	30.809	.09801	.00146
Check ?	Chk Pass	Chk Pass	Chk Pass	Chk Pass	Chk Pass	Chk Pass	Chk Pass	Chk Pass	Chk Pass
High Limit									
Low Limit									

Elem	Na8183	Ni2316	P_1782	Pb2203	S_1820	Sb2068	Se1960	Si2881	SiO2
Line	818.326 { 41}	231.604 {446}	178.284 {489}	220.353 {453}	182.034 {485}	206.833 {463}	196.090 {472}	288.158 {117}	288.158 {117}2
Units	ppm	ppm	ppm	ppm	ppm	ppm	ppm	ppm	ppm
Avg	**174.01**	**.00197**	**.02440**	**-.00015**	**158.37**	**-.00022**	**.00564**	**5.2199**	**11.171**
Stddev	.03	.00042	.00155	.00075	5.44	.00167	.00400	.0435	.093
%RSD	.01538	21.280	6.3559	519.71	3.4366	747.78	70.859	.83345	.83345
#1	173.99	.00227	.02331	-.00068	154.52	.00096	.00847	5.1891	11.105
#2	174.03	.00167	.02550	.00039	162.22	-.00141	.00282	5.2506	11.236
Check ?	Chk Pass	Chk Pass	Chk Pass	Chk Pass	Chk Pass	Chk Pass	Chk Pass	Chk Pass	Chk Pass
High Limit									
Low Limit									

Elem	Sn1899	Sr4077	Th2837	Ti3349	Tl1908	U_3701	V_2924	Zn2062	Zr3391
Line	189.989 {477}	407.771 { 83}	283.730 {119}	334.904 {101}	190.856 {477}	370.152 { 91}	292.402 {115}	206.200 {163}	339.198 { 99}
Units	ppm	ppm	ppm	ppm	ppm	ppm	ppm	ppm	ppm
Avg	**-.00088**	**3.2447**	**-.00195**	**-.00009**	**-.00535**	**.00435**	**.00117**	**.00626**	**-.00122**
Stddev	.00176	.0025	.00208	.00050	.00042	.02086	.00002	.00134	.00123
%RSD	199.27	.07598	106.58	566.16	7.9210	479.64	1.5195	21.462	101.36
#1	-.00212	3.2465	-.00342	-.00044	-.00505	.01910	.00116	.00531	-.00034
#2	.00036	3.2430	-.00048	.00027	-.00565	-.01040	.00119	.00721	-.00209
Check ?	Chk Pass	Chk Pass	Chk Pass	Chk Pass	Chk Pass	Chk Pass	Chk Pass	Chk Pass	Chk Pass
High Limit									
Low Limit									

Int. Std.	Y_2243	Y_3600	Y_3774
Line	224.306 {450}	360.073 { 94}	377.433 { 89}
Units	Cts/S	Cts/S	Cts/S
Avg	**2717.0**	**40006.**	**2187.8**
Stddev	91.8	89.	13.1
%RSD	3.3772	.22296	.60027
#1	2781.9	39943.	2178.5
#2	2652.1	40069.	2197.1

Sample Name: 280-82988-B-1-A SD@5 Acquired: 5/18/2016 21:38:39 Type: Unk
Method: 6500_025(v6) Mode: CONC Corr. Factor: 1.000000
User: CRHOADES Prep Date: Custom ID2: Custom ID3:
Comment: 325228 6010B (As)

Elem	Ag3280	Al1670	As1890	B_2089	Ba4554	Be3130	Bi2230	Ca3179	Cd2288
Line	328.068 {103}	167.079 {502}	189.042 {478}	208.959 {461}	455.403 { 74}	313.042 {108}	223.061 {451}	317.933 {106}	228.802 {447}
Units	ppm	ppm	ppm	ppm	ppm	ppm	ppm	ppm	ppm
Avg	**.00023**	**.00052**	**-.00447**	**.01278**	**.01261**	**.00033**	**.00215**	**44.725**	**.00009**
Stddev	.00014	.00047	.00647	.00069	.00048	.00016	.00253	.634	.00017
%RSD	59.812	90.170	144.71	5.3652	3.8154	49.421	117.69	1.4183	202.37
#1	.00013	.00086	.00010	.01230	.01227	.00044	.00036	44.277	.00021
#2	.00032	.00019	-.00905	.01326	.01295	.00021	.00394	45.174	-.00004
Check ?	Chk Pass	Chk Pass	Chk Pass	Chk Pass	Chk Pass	Chk Pass	Chk Pass	Chk Pass	Chk Pass
High Limit									
Low Limit									

Elem	Co2286	Cr2055	Cu3247	Fe2599	K_7664	Li6707	Mg2790	Mn2576	Mo2020
Line	228.616 {447}	205.560 {464}	324.754 {104}	259.940 {130}	766.490 { 44}	670.784 { 50}	279.079 {121}2	257.610 {131}	202.030 {467}
Units	ppm	ppm	ppm	ppm	ppm	ppm	ppm	ppm	ppm
Avg	**.00011**	**-.00010**	**.05574**	**.01613**	**1.2472**	**.01053**	**6.3233**	**.01972**	**-.00012**
Stddev	.00015	.00031	.00067	.00077	.0238	.00226	.0041	.00004	.00003
%RSD	133.02	308.54	1.2039	4.7514	1.9108	21.421	.06492	.21750	25.384
#1	.00001	.00012	.05622	.01559	1.2641	.01213	6.3262	.01975	-.00010
#2	.00021	-.00032	.05527	.01667	1.2304	.00894	6.3204	.01969	-.00014
Check ?	Chk Pass	Chk Pass	Chk Pass	Chk Pass	Chk Pass	Chk Pass	Chk Pass	Chk Pass	Chk Pass
High Limit									
Low Limit									

Elem	Na8183	Ni2316	P_1782	Pb2203	S_1820	Sb2068	Se1960	Si2881	SiO2
Line	818.326 { 41}	231.604 {446}	178.284 {489}	220.353 {453}	182.034 {485}	206.833 {463}	196.090 {472}	288.158 {117}	288.158 {117}2
Units	ppm	ppm	ppm	ppm	ppm	ppm	ppm	ppm	ppm
Avg	**36.061**	**-.00018**	**.00625**	**.00004**	**33.149**	**.00423**	**.00374**	**1.0352**	**2.2153**
Stddev	1.082	.00013	.00639	.00067	.597	.00213	.00304	.0125	.0268
%RSD	3.0009	70.767	102.17	1849.5	1.8009	50.339	81.238	1.2102	1.2102
#1	35.296	-.00009	.01077	-.00044	32.727	.00272	.00589	1.0263	2.1963
#2	36.826	-.00027	.00174	.00051	33.572	.00573	.00159	1.0440	2.2342
Check ?	Chk Pass	Chk Pass	Chk Pass	Chk Pass	Chk Pass	Chk Pass	Chk Pass	Chk Pass	Chk Pass
High Limit									
Low Limit									

Elem	Sn1899	Sr4077	Th2837	Ti3349	Tl1908	U_3701	V_2924	Zn2062	Zr3391
Line	189.989 {477}	407.771 { 83}	283.730 {119}	334.904 {101}	190.856 {477}	370.152 { 91}	292.402 {115}	206.200 {163}	339.198 { 99}
Units	ppm	ppm	ppm	ppm	ppm	ppm	ppm	ppm	ppm
Avg	**.00147**	**.61601**	**.00091**	**.00007**	**-.00224**	W **-.07011**	**.00028**	**.00203**	**-.00059**
Stddev	.00067	.00994	.00192	.00042	.00733	.02013	.00054	.00030	.00018
%RSD	45.851	1.6135	211.67	604.98	327.05	28.711	190.11	14.938	31.206
#1	.00099	.60898	.00226	.00036	.00294	-.05587	.00066	.00182	-.00072
#2	.00194	.62304	-.00045	-.00023	-.00742	-.08434	-.00010	.00225	-.00046
Check ?	Chk Pass	Chk Pass	Chk Pass	Chk Pass	Chk Pass	Chk Warn	Chk Pass	Chk Pass	Chk Pass
High Limit						45.000			
Low Limit						-.05000			

Int. Std.	Y_2243	Y_3600	Y_3774
Line	224.306 {450}	360.073 { 94}	377.433 { 89}
Units	Cts/S	Cts/S	Cts/S
Avg	**2633.4**	**41758.**	**2397.9**
Stddev	35.0	548.	43.6
%RSD	1.3304	1.3127	1.8175
#1	2658.2	41370.	2428.7
#2	2608.7	42145.	2367.1

Sample Name: 280-82988-B-1-B MS Acquired: 5/18/2016 21:41:19 Type: Unk
Method: 6500_025(v6) Mode: CONC Corr. Factor: 1.000000
User: CRHOADES Prep Date: Custom ID2: Custom ID3:
Comment: 325228 6010B (As)

Elem	Ag3280	Al1670	Al3092	As1890	B_2089	Ba4554	Be3130	Bi2230	Ca3179
Line	328.068 {103}	167.079 {502}	309.271 {109}	189.042 {478}	208.959 {461}	455.403 { 74}	313.042 {108}	223.061 {451}	317.933 {106}
Units	ppm	ppm	ppm	ppm	ppm	ppm	ppm	ppm	ppm
Avg	**.05024**	**2.0939**	W **2.4670**	**1.1244**	**1.0702**	**2.1422**	**.04666**	F **2.2238**	**283.22**
Stddev	.00058	.0099	.0262	.0077	.0010	.0120	.00003	.0037	2.09
%RSD	1.1514	.47142	1.0615	.68475	.08916	.55807	.07456	.16659	.73618
#1	.04983	2.1009	2.4855	1.1298	1.0695	2.1506	.04669	2.2264	284.69
#2	.05065	2.0869	2.4485	1.1189	1.0708	2.1337	.04664	2.2212	281.74
Check ?	Chk Pass	Chk Pass	Chk Warn	Chk Pass	Chk Pass	Chk Pass	Chk Pass	Chk Fail	Chk Pass
High Limit			500.00					.10000	
Low Limit			3.2000					-.10000	

Elem	Cd2288	Co2286	Cr2055	Cu3247	Fe2599	K_7664	Li6707	Mg2790	Mn2576
Line	228.802 {447}	228.616 {447}	205.560 {464}	324.754 {104}	259.940 {130}	766.490 { 44}	670.784 { 50}	279.079 {121}2	257.610 {131}
Units	ppm	ppm	ppm	ppm	ppm	ppm	ppm	ppm	ppm
Avg	**.10099**	**.47707**	**.20065**	**.26808**	**.97198**	**56.321**	**1.0433**	**77.735**	**.54725**
Stddev	.00026	.00041	.00090	.00067	.01247	.260	.0072	.114	.00108
%RSD	.25723	.08616	.45098	.25036	1.2827	.46189	.68955	.14702	.19794
#1	.10118	.47736	.20001	.26855	.96316	56.504	1.0382	77.816	.54649
#2	.10081	.47678	.20129	.26760	.98079	56.137	1.0484	77.654	.54802
Check ?	Chk Pass	Chk Pass	Chk Pass	Chk Pass	Chk Pass	Chk Pass	Chk Pass	Chk Pass	Chk Pass
High Limit									
Low Limit									

Elem	Mo2020	Na8183	Ni2316	P_1782	Pb2203	S_1820	Sb2068	Se1960	Si2881
Line	202.030 {467}	818.326 { 41}	231.604 {446}	178.284 {489}	220.353 {453}	182.034 {485}	206.833 {463}	196.090 {472}	288.158 {117}
Units	ppm	ppm	ppm	ppm	ppm	ppm	ppm	ppm	ppm
Avg	**1.0623**	**228.79**	**.46658**	W **10.512**	**.49076**	**171.80**	**.52186**	**2.2296**	**15.011**
Stddev	.0031	1.48	.00018	.021	.00363	.79	.00018	.0119	.073
%RSD	.29086	.64772	.03882	.20172	.73890	.46223	.03450	.53381	.48658
#1	1.0645	227.74	.46646	10.527	.49332	172.36	.52173	2.2380	14.959
#2	1.0602	229.83	.46671	10.497	.48820	171.24	.52199	2.2212	15.062
Check ?	Chk Pass	Chk Pass	Chk Pass	Chk Warn	Chk Pass	Chk Pass	Chk Pass	Chk Pass	Chk Pass
High Limit				2.0000					
Low Limit				-1.0000					

Elem	SiO2	Sn1899	Sr4077	Th2837	Ti3349	Tl1908	U_3701	V_2924	Zn2062
Line	288.158 {117}2	189.989 {477}	407.771 { 83}	283.730 {119}	334.904 {101}	190.856 {477}	370.152 { 91}	292.402 {115}	206.200 {163}
Units	ppm	ppm	ppm	ppm	ppm	ppm	ppm	ppm	ppm
Avg	**32.123**	W **2.0068**	**4.2148**	**.93408**	**.91313**	**1.7857**	**2.1438**	**.47595**	**.44418**
Stddev	.156	.0069	.0008	.00125	.00021	.0648	.0393	.00258	.00212
%RSD	.48658	.34289	.01774	.13391	.02332	3.6300	1.8342	.54299	.47792
#1	32.012	2.0117	4.2153	.93496	.91298	1.8315	2.1160	.47412	.44568
#2	32.233	2.0020	4.2142	.93319	.91328	1.7398	2.1716	.47777	.44268
Check ?	Chk Pass	Chk Warn	Chk Pass	Chk Pass	Chk Pass	Chk Pass	Chk Pass	Chk Pass	Chk Pass
High Limit		2.0000							
Low Limit		-.05000							

Elem	Zr3391
Line	339.198 { 99}
Units	ppm
Avg	**.53147**
Stddev	.00778
%RSD	1.4645
#1	.52596
#2	.53697
Check ?	Chk Pass
High Limit	
Low Limit	

Sample Name: 280-82988-B-1-B MS Acquired: 5/18/2016 21:41:19 Type: Unk
Method: 6500_025(v6) Mode: CONC Corr. Factor: 1.000000
User: CRHOADES Prep Date: Custom ID2: Custom ID3:
Comment: 325228 6010B (As)

Int. Std.	Y_2243	Y_3600	Y_3774
Line	224.306 {450}	360.073 { 94}	377.433 { 89}
Units	Cts/S	Cts/S	Cts/S
Avg	**2519.6**	**39951.**	**2204.5**
Stddev	12.6	294.	41.1
%RSD	.50158	.73633	1.8633
#1	2510.6	40159.	2175.4
#2	2528.5	39743.	2233.5

Sample Name: 280-82988-B-1-C MSD Acquired: 5/18/2016 21:43:46 Type: Unk
Method: 6500_025(v6) Mode: CONC Corr. Factor: 1.000000
User: CRHOADES Prep Date: Custom ID2: Custom ID3:
Comment: 325228 6010B (As)

Elem	Ag3280	Al1670	Al3092	As1890	B_2089	Ba4554	Be3130	Bi2230	Ca3179
Line	328.068 {103}	167.079 {502}	309.271 {109}	189.042 {478}	208.959 {461}	455.403 { 74}	313.042 {108}	223.061 {451}	317.933 {106}
Units	ppm	ppm	ppm	ppm	ppm	ppm	ppm	ppm	ppm
Avg	**.05044**	**2.1942**	W **2.6948**	**1.1160**	**1.0726**	**2.1985**	**.04722**	F **2.2327**	**285.43**
Stddev	.00094	.0222	.0418	.0004	.0050	.0074	.00053	.0050	.35
%RSD	1.8586	1.0131	1.5507	.03700	.46271	.33816	1.1208	.22548	.12101
#1	.04978	2.1785	2.7243	1.1157	1.0691	2.1933	.04685	2.2291	285.18
#2	.05111	2.2099	2.6652	1.1162	1.0761	2.2038	.04760	2.2362	285.67
Check ?	Chk Pass	Chk Pass	Chk Warn	Chk Pass	Chk Pass	Chk Pass	Chk Pass	Chk Fail	Chk Pass
High Limit			500.00					.10000	
Low Limit			3.2000					-.10000	

Elem	Cd2288	Co2286	Cr2055	Cu3247	Fe2599	K_7664	Li6707	Mg2790	Mn2576
Line	228.802 {447}	228.616 {447}	205.560 {464}	324.754 {104}	259.940 {130}	766.490 { 44}	670.784 { 50}	279.079 {121}2	257.610 {131}
Units	ppm	ppm	ppm	ppm	ppm	ppm	ppm	ppm	ppm
Avg	**.10049**	**.47515**	**.19889**	**.26748**	**1.0842**	**57.519**	**1.0363**	**77.046**	**.54607**
Stddev	.00077	.00127	.00015	.00039	.0011	.097	.0040	.084	.00124
%RSD	.76456	.26670	.07779	.14743	.10033	.16839	.38842	.10938	.22754
#1	.09995	.47425	.19878	.26720	1.0850	57.451	1.0334	77.106	.54695
#2	.10104	.47605	.19900	.26776	1.0835	57.588	1.0391	76.987	.54520
Check ?	Chk Pass	Chk Pass	Chk Pass	Chk Pass	Chk Pass	Chk Pass	Chk Pass	Chk Pass	Chk Pass
High Limit									
Low Limit									

Elem	Mo2020	Na8183	Ni2316	P_1782	Pb2203	S_1820	Sb2068	Se1960	Si2881
Line	202.030 {467}	818.326 { 41}	231.604 {446}	178.284 {489}	220.353 {453}	182.034 {485}	206.833 {463}	196.090 {472}	288.158 {117}
Units	ppm	ppm	ppm	ppm	ppm	ppm	ppm	ppm	ppm
Avg	**1.0638**	**226.40**	**.46708**	W **10.504**	**.48902**	**167.62**	**.52259**	**2.2517**	**14.904**
Stddev	.0021	.11	.00191	.058	.00367	2.55	.00647	.0001	.004
%RSD	.19835	.04740	.40937	.55001	.75150	1.5194	1.2373	.00615	.02651
#1	1.0623	226.48	.46572	10.463	.48642	165.82	.51802	2.2516	14.907
#2	1.0653	226.33	.46843	10.545	.49162	169.42	.52717	2.2518	14.901
Check ?	Chk Pass	Chk Pass	Chk Pass	Chk Warn	Chk Pass	Chk Pass	Chk Pass	Chk Pass	Chk Pass
High Limit				2.0000					
Low Limit				-1.0000					

Elem	SiO2	Sn1899	Sr4077	Th2837	Ti3349	Tl1908	U_3701	V_2924	Zn2062
Line	288.158 {117}2	189.989 {477}	407.771 { 83}	283.730 {119}	334.904 {101}	190.856 {477}	370.152 { 91}	292.402 {115}	206.200 {163}
Units	ppm	ppm	ppm	ppm	ppm	ppm	ppm	ppm	ppm
Avg	**31.895**	W **2.0017**	**4.2505**	**.94858**	**.91468**	**1.7933**	**2.1871**	**.47754**	**.44930**
Stddev	.008	.0013	.0122	.01077	.00168	.0626	.0513	.00069	.00025
%RSD	.02651	.06568	.28690	1.1349	.18400	3.4918	2.3454	.14503	.05621
#1	31.901	2.0026	4.2418	.95619	.91587	1.8376	2.1508	.47705	.44912
#2	31.889	2.0008	4.2591	.94097	.91349	1.7491	2.2234	.47803	.44948
Check ?	Chk Pass	Chk Warn	Chk Pass	Chk Pass	Chk Pass	Chk Pass	Chk Pass	Chk Pass	Chk Pass
High Limit		2.0000							
Low Limit		-.05000							

Elem	Zr3391
Line	339.198 { 99}
Units	ppm
Avg	**.52964**
Stddev	.00317
%RSD	.59923
#1	.52739
#2	.53188
Check ?	Chk Pass
High Limit	
Low Limit	

Sample Name: 280-82988-B-1-C MSD Acquired: 5/18/2016 21:43:46 Type: Unk
Method: 6500_025(v6) Mode: CONC Corr. Factor: 1.000000
User: CRHOADES Prep Date: Custom ID2: Custom ID3:
Comment: 325228 6010B (As)

Int. Std.	Y_2243	Y_3600	Y_3774
Line	224.306 {450}	360.073 { 94}	377.433 { 89}
Units	Cts/S	Cts/S	Cts/S
Avg	**2533.9**	**39064.**	**2149.7**
Stddev	15.3	60.	16.6
%RSD	.60419	.15437	.77310
#1	2544.7	39021.	2161.4
#2	2523.1	39107.	2137.9

Sample Name: CCVH-3894253 Acquired: 5/18/2016 21:46:14 Type: QC
Method: 6500_025(v6) Mode: CONC Corr. Factor: 1.000000
User: CRHOADES Prep Date: Custom ID2: Custom ID3:
Comment:

Elem	Ag3280	Al3092	As1890	B_2089	Ba4554	Be3130	Bi2230	Ca3179	Cd2288	Co2286	Cr2055
Units	ppm	ppm	ppm	ppm	ppm	ppm	ppm	ppm	ppm	ppm	ppm
Avg	**-.00023**	**54.187**	**-.00346**	**.00658**	**.00025**	**.00038**	W **1.0757**	**.01826**	**-.00049**	**-.00109**	**.00032**
Stddev	.00080	.278	.00196	.00032	.00015	.00004	.0318	.00448	.00035	.00021	.00024
%RSD	347.49	.51341	56.663	4.8988	60.610	10.538	2.9568	24.553	70.385	19.325	75.639
#1	.00034	54.384	-.00484	.00680	.00036	.00036	1.0532	.01509	-.00025	-.00094	.00049
#2	-.00080	53.990	-.00207	.00635	.00014	.00041	1.0981	.02143	-.00073	-.00124	.00015
Check ?	None	Chk Pass	None	None	None	None	Chk Warn	None	None	None	None
Value							1.0000				
Range							5.0000%				

Elem	Cu3247	Fe2714	K_7664	Li6707	Mg2790	Mn2576	Mo2020	Na8183	Ni2316	P_1782	Pb2203
Units	ppm	ppm	ppm	ppm	ppm	ppm	ppm	ppm	ppm	ppm	ppm
Avg	**-.00131**	**49.120**	**.18045**	**.00034**	**.02199**	**-.00034**	**.00358**	**254.26**	**.00101**	**.00231**	**-.00051**
Stddev	.00041	.384	.11574	.00092	.00736	.00001	.00054	.61	.00084	.00045	.00070
%RSD	31.403	.78213	64.140	272.82	33.468	4.2538	15.079	.24071	83.467	19.365	138.59
#1	-.00102	49.391	.26229	.00099	.02719	-.00033	.00320	253.83	.00160	.00262	-.00100
#2	-.00160	48.848	.09861	-.00031	.01678	-.00035	.00396	254.69	.00041	.00199	-.00001
Check ?	None	Chk Pass	None	None	None	None	None	Chk Pass	None	None	None
Value											
Range											

Elem	S_1820	Sb2068	Se1960	Si2881	SiO2	Sn1899	Sr4077	Th2837	Ti3349	Tl1908	U_3701
Units	ppm	ppm	ppm	ppm	ppm	ppm	ppm	ppm	ppm	ppm	ppm
Avg	W **5.3141**	**-.00731**	**.00942**	**-.00899**	**-.01924**	**.00025**	**.00111**	W **4.5665**	**.00690**	**.01919**	**10.436**
Stddev	.0377	.00260	.00708	.00754	.01613	.00047	.00009	.0267	.00026	.00271	.042
%RSD	.71036	35.544	75.137	83.850	83.850	189.47	8.1387	.58522	3.7252	14.136	.40305
#1	5.3408	-.00547	.00441	-.01432	-.03064	.00059	.00117	4.5476	.00708	.01727	10.406
#2	5.2874	-.00915	.01442	-.00366	-.00783	-.00008	.00104	4.5854	.00671	.02111	10.465
Check ?	Chk Warn	None	None	None	None	None	None	Chk Warn	None	None	Chk Pass
Value	5.0000							5.0000			
Range	5.0000%							-5.0000%			

Elem	V_2924	Zn2062	Zr3391
Units	ppm	ppm	ppm
Avg	**.00862**	**.00003**	**.04561**
Stddev	.00097	.00025	.00080
%RSD	11.272	778.81	1.7513
#1	.00931	.00021	.04618
#2	.00794	-.00014	.04505
Check ?	None	None	None
Value			
Range			

Int. Std.	Y_2243	Y_3600	Y_3774
Units	Cts/S	Cts/S	Cts/S
Avg	**2634.0**	**39977.**	**2133.7**
Stddev	131.5	658.	8.4
%RSD	4.9904	1.6467	.39480
#1	2727.0	40442.	2127.7
#2	2541.1	39512.	2139.6

Sample Name: CCV-3894251 Acquired: 5/18/2016 21:48:52 Type: QC
Method: 6500_025(v6) Mode: CONC Corr. Factor: 1.000000
User: CRHOADES Prep Date: Custom ID2: Custom ID3:
Comment:

Elem	Ag3280	Al1670	As1890	B_2089	Ba4554	Be3130	Bi2230	Ca3179	Cd2288	Co2286	Cr2055
Units	ppm	ppm	ppm	ppm	ppm	ppm	ppm	ppm	ppm	ppm	ppm
Avg	**.49003**	W **.55202**	**1.0464**	**.48401**	**.50762**	**.45347**	**-.00119**	**4.9141**	**.49135**	**.48838**	**.49618**
Stddev	.00131	.00095	.0018	.00006	.01122	.00577	.00154	.0499	.00010	.00042	.00016
%RSD	.26757	.17214	.17372	.01323	2.2102	1.2730	129.44	1.0153	.02125	.08663	.03134
#1	.48910	.55135	1.0451	.48396	.51555	.45755	-.00229	4.9494	.49128	.48808	.49629
#2	.49095	.55269	1.0477	.48405	.49968	.44938	-.00010	4.8788	.49143	.48868	.49607
Check ?	Chk Pass	Chk Warn	Chk Pass	Chk Pass	Chk Pass	Chk Pass	None	Chk Pass	Chk Pass	Chk Pass	Chk Pass
Value		.50000									
Range		10.000%									

Elem	Cu3247	Fe2599	K_7664	Li6707	Mg2790	Mn2576	Mo2020	Na5895	Ni2316	P_1782	Pb2203
Units	ppm	ppm	ppm	ppm	ppm	ppm	ppm	ppm	ppm	ppm	ppm
Avg	**.52078**	**2.3332**	**48.567**	**.96128**	**18.715**	**.45578**	**.50412**	**5.0866**	**.47715**	**.94949**	**.98843**
Stddev	.00329	.0079	1.093	.00195	.058	.00138	.00008	.0269	.00025	.00234	.00088
%RSD	.63149	.33990	2.2495	.20280	.31023	.30183	.01589	.52807	.05315	.24605	.08866
#1	.51846	2.3388	49.340	.96266	18.674	.45481	.50406	5.1056	.47733	.95114	.98781
#2	.52311	2.3276	47.795	.95990	18.756	.45675	.50418	5.0676	.47697	.94783	.98905
Check ?	Chk Pass	Chk Pass	Chk Pass	Chk Pass	Chk Pass	Chk Pass	Chk Pass	Chk Pass	Chk Pass	Chk Pass	Chk Pass
Value											
Range											

Elem	S_1820	Sb2068	Se1960	Si2881	SiO2	Sn1899	Sr4077	Th2837	Ti3349	Tl1908	U_3701
Units	ppm	ppm	ppm	ppm	ppm	ppm	ppm	ppm	ppm	ppm	ppm
Avg	**.14691**	**.96694**	**1.0490**	**4.7756**	**10.220**	**1.0020**	**.46732**	**.00338**	**.45005**	**1.0451**	**-.03645**
Stddev	.00851	.00027	.0037	.0039	.008	.0012	.01068	.00054	.00247	.0096	.01204
%RSD	5.7942	.02835	.35288	.08063	.08063	.12422	2.2862	15.870	.54837	.91627	33.032
#1	.15293	.96713	1.0463	4.7729	10.214	1.0029	.47488	.00376	.44831	1.0519	-.04496
#2	.14089	.96675	1.0516	4.7783	10.226	1.0011	.45977	.00300	.45180	1.0383	-.02793
Check ?	None	Chk Pass	Chk Pass	Chk Pass	Chk Pass	Chk Pass	Chk Pass	None	Chk Pass	Chk Pass	None
Value											
Range											

Elem	V_2924	Zn2062	Zr3391
Units	ppm	ppm	ppm
Avg	**.47150**	F **.44255**	**.50830**
Stddev	.00236	.00024	.00239
%RSD	.49995	.05520	.47047
#1	.47316	.44272	.50999
#2	.46983	.44238	.50661
Check ?	Chk Pass	Chk Fail	Chk Pass
Value		.50000	
Range		-10.490%	

Int. Std.	Y_2243	Y_3600	Y_3774
Units	Cts/S	Cts/S	Cts/S
Avg	**2557.1**	**40373.**	**2148.1**
Stddev	9.2	179.	32.5
%RSD	.36156	.44211	1.5133
#1	2563.7	40500.	2125.1
#2	2550.6	40247.	2171.1

Sample Name: CCB Acquired: 5/18/2016 21:51:25 Type: QC
Method: 6500_025(v6) Mode: CONC Corr. Factor: 1.000000
User: CRHOADES Prep Date: Custom ID2: Custom ID3:
Comment:

Elem	Ag3280	Al1670	As1890	B_2089	Ba4554	Be3130	Bi2230	Ca3179	Cd2288	Co2286	Cr2055
Units	ppm	ppm	ppm	ppm	ppm	ppm	ppm	ppm	ppm	ppm	ppm
Avg	**-.00025**	**.00012**	**-.00241**	**.00227**	**-.00033**	**.00032**	**.00689**	**-.01724**	**-.00032**	**.00000**	**.00007**
Stddev	.00073	.00009	.00265	.00077	.00060	.00001	.00101	.00420	.00000	.00001	.00040
%RSD	290.48	75.206	109.98	33.806	181.77	2.8210	14.686	24.328	.83974	1156.9	588.67
#1	.00027	.00005	-.00054	.00173	.00009	.00032	.00760	-.01428	-.00032	.00000	.00035
#2	-.00077	.00018	-.00429	.00282	-.00076	.00031	.00617	-.02021	-.00033	.00001	-.00021
Check ?	Chk Pass	Chk Pass	Chk Pass	Chk Pass	Chk Pass	Chk Pass	Chk Pass	Chk Pass	Chk Pass	Chk Pass	Chk Pass
High Limit											
Low Limit											

Elem	Cu3247	Fe2599	K_7664	Li6707	Mg2790	Mn2576	Mo2020	Na5895	Ni2316	P_1782	Pb2203
Units	ppm	ppm	ppm	ppm	ppm	ppm	ppm	ppm	ppm	ppm	ppm
Avg	**-.00132**	**.01219**	**.10518**	**-.00066**	**.00097**	**-.00002**	**.00296**	**.21905**	**-.00057**	**.00093**	**-.00050**
Stddev	.00049	.00585	.00187	.00109	.00003	.00006	.00117	.00321	.00044	.00359	.00107
%RSD	37.268	48.006	1.7802	165.73	2.8095	326.27	39.570	1.4653	77.285	384.79	216.17
#1	-.00167	.00805	.10386	.00011	.00095	-.00006	.00213	.21678	-.00089	-.00161	-.00125
#2	-.00097	.01632	.10651	-.00143	.00099	.00003	.00379	.22132	-.00026	.00347	.00026
Check ?	Chk Pass	Chk Pass	Chk Pass	Chk Pass	Chk Pass	Chk Pass	Chk Pass	Chk Pass	Chk Pass	Chk Pass	Chk Pass
High Limit											
Low Limit											

Elem	S_1820	Sb2068	Se1960	Si2881	SiO2	Sn1899	Sr4077	Th2837	Ti3349	Tl1908	U_3701
Units	ppm	ppm	ppm	ppm	ppm	ppm	ppm	ppm	ppm	ppm	ppm
Avg	F **.11175**	W **.00595**	**.00098**	**.02038**	**.04360**	**.00055**	**.00041**	**.00265**	**-.00050**	**.00137**	**-.00811**
Stddev	.00651	.00275	.00513	.02646	.05663	.00075	.00024	.00163	.00037	.00129	.03915
%RSD	5.8258	46.135	524.18	129.87	129.87	137.78	58.005	61.361	74.254	93.869	482.87
#1	.11636	.00790	-.00265	.03909	.08364	.00001	.00058	.00150	-.00024	.00046	.01957
#2	.10715	.00401	.00461	.00166	.00356	.00108	.00024	.00381	-.00076	.00228	-.03579
Check ?	Chk Fail	Chk Warn	Chk Pass	Chk Pass	Chk Pass	Chk Pass	Chk Pass	Chk Pass	Chk Pass	Chk Pass	Chk Pass
High Limit	.10000	.00100									
Low Limit	-.20000	-.00100									

Elem	V_2924	Zn2062	Zr3391
Units	ppm	ppm	ppm
Avg	**.00109**	**-.00091**	**-.00162**
Stddev	.00007	.00019	.00039
%RSD	6.6905	21.071	23.789
#1	.00114	-.00077	-.00135
#2	.00104	-.00104	-.00189
Check ?	Chk Pass	Chk Pass	Chk Pass
High Limit			
Low Limit			

Int. Std.	Y_2243	Y_3600	Y_3774
Units	Cts/S	Cts/S	Cts/S
Avg	**2593.8**	**41800.**	**2188.2**
Stddev	39.4	19.	13.5
%RSD	1.5186	.04639	.61532
#1	2621.7	41814.	2178.6
#2	2565.9	41786.	2197.7

Sample Name: CCVL-3897520 Acquired: 5/18/2016 21:53:48 Type: QC
Method: 6500_025(v6) Mode: CONC Corr. Factor: 1.000000
User: CRHOADES Prep Date: Custom ID2: Custom ID3:
Comment:

Elem	Ag3280	Al1670	As1890	B_2089	Ba4554	Be3130	Bi2230	Ca3179	Cd2288	Co2286	Cr2055	Cu3247
Units	ppm	ppm	ppm	ppm	ppm	ppm	ppm	ppm	ppm	ppm	ppm	ppm
Avg	**.00964**	**.11313**	**.01144**	**.09620**	**.00983**	**.00123**	**.11875**	**.19483**	**.00503**	**.00961**	**.01047**	**.01532**
Stddev	.00042	.00049	.00322	.00093	.00060	.00006	.00172	.00309	.00006	.00004	.00028	.00051
%RSD	4.3586	.43547	28.141	.96392	6.0825	4.5173	1.4456	1.5838	1.2737	.46601	2.6549	3.3580
#1	.00994	.11278	.01372	.09554	.00940	.00119	.11996	.19701	.00499	.00958	.01066	.01495
#2	.00935	.11348	.00916	.09685	.01025	.00127	.11753	.19265	.00508	.00964	.01027	.01568
Check ?	Chk Pass	Chk Pass	Chk Pass	Chk Pass	Chk Pass	Chk Pass	Chk Pass	Chk Pass	Chk Pass	Chk Pass	Chk Pass	Chk Pass
Value												
Range												

Elem	Fe2599	K_7664	Li6707	Mg2790	Mn2576	Mo2020	Na5895	Ni2316	P_1782	Pb2203	S_1820	Sb2068
Units	ppm	ppm	ppm	ppm	ppm	ppm	ppm	ppm	ppm	ppm	ppm	ppm
Avg	**.10032**	**3.0580**	F **.00631**	**.19800**	**.00944**	**.02035**	**1.2006**	**.03859**	**2.7606**	**.00960**	**.11148**	**.01820**
Stddev	.00573	.0099	.00089	.00213	.00018	.00060	.0033	.00004	.0031	.00045	.00145	.00513
%RSD	5.7076	.32247	14.090	1.0749	1.9455	2.9620	.27817	.11123	.11223	4.6718	1.2962	28.178
#1	.10436	3.0510	.00694	.19650	.00931	.01992	1.1983	.03862	2.7584	.00992	.11046	.02183
#2	.09627	3.0650	.00568	.19951	.00957	.02077	1.2030	.03856	2.7627	.00929	.11250	.01458
Check ?	Chk Pass	Chk Pass	Chk Fail	Chk Pass	Chk Pass	Chk Pass	Chk Pass	Chk Pass	Chk Pass	Chk Pass	None	Chk Pass
Value			.01000									
Range			-30.000%									

Elem	Se1960	Si2881	SiO2	Sn1899	Sr4077	Th2837	Ti3349	Tl1908	U_3701	V_2924	Zn2062	Zr3391
Units	ppm	ppm	ppm	ppm	ppm	ppm	ppm	ppm	ppm	ppm	ppm	ppm
Avg	**.01668**	**.47040**	**1.0066**	**.10092**	**.00960**	**.01851**	**.00897**	**.01487**	**.04294**	**.00963**	**.01878**	**.01748**
Stddev	.00087	.02261	.0484	.00217	.00015	.00171	.00014	.00125	.03399	.00006	.00086	.00361
%RSD	5.2433	4.8058	4.8058	2.1497	1.5112	9.2320	1.5478	8.4163	79.161	.66559	4.5919	20.635
#1	.01606	.45441	.97244	.09938	.00949	.01972	.00887	.01575	.06697	.00967	.01939	.01493
#2	.01729	.48638	1.0409	.10245	.00970	.01731	.00907	.01398	.01890	.00958	.01817	.02003
Check ?	Chk Pass	Chk Pass	Chk Pass	Chk Pass	Chk Pass	Chk Pass	Chk Pass	Chk Pass	Chk Pass	Chk Pass	Chk Pass	Chk Pass
Value												
Range												

Int. Std.	Y_2243	Y_3600	Y_3774
Units	Cts/S	Cts/S	Cts/S
Avg	**2590.6**	**40966.**	**2187.9**
Stddev	3.0	237.	20.9
%RSD	.11650	.57806	.95368
#1	2588.5	41133.	2202.7
#2	2592.8	40798.	2173.2

Sample Name: 280-82988-B-2-A Acquired: 5/18/2016 21:56:29 Type: Unk
Method: 6500_025(v6) Mode: CONC Corr. Factor: 1.000000
User: CRHOADES Prep Date: Custom ID2: Custom ID3:
Comment: 325228 6010B (As)

Elem	Ag3280	Al1670	As1890	B_2089	Ba4554	Be3130	Bi2230	Ca3179	Cd2288
Line	328.068 {103}	167.079 {502}	189.042 {478}	208.959 {461}	455.403 { 74}	313.042 {108}	223.061 {451}	317.933 {106}	228.802 {447}
Units	ppm	ppm	ppm	ppm	ppm	ppm	ppm	ppm	ppm
Avg	**-.00015**	**.00915**	**.00068**	**.05952**	**.06904**	**.00011**	**.00015**	**219.93**	**.00025**
Stddev	.00056	.00024	.00309	.00107	.00049	.00016	.00310	1.29	.00006
%RSD	376.73	2.6619	451.58	1.7947	.70796	148.40	2118.1	.58716	25.072
#1	-.00055	.00897	.00287	.06027	.06869	.00022	.00233	219.02	.00020
#2	.00025	.00932	-.00150	.05876	.06939	-.00001	-.00204	220.85	.00029
Check ?	Chk Pass	Chk Pass	Chk Pass	Chk Pass	Chk Pass	Chk Pass	Chk Pass	Chk Pass	Chk Pass
High Limit									
Low Limit									

Elem	Co2286	Cr2055	Cu3247	Fe2599	K_7664	Li6707	Mg2790	Mn2576	Mo2020
Line	228.616 {447}	205.560 {464}	324.754 {104}	259.940 {130}	766.490 { 44}	670.784 { 50}	279.079 {121}2	257.610 {131}	202.030 {467}
Units	ppm	ppm	ppm	ppm	ppm	ppm	ppm	ppm	ppm
Avg	**-.00017**	**.00042**	**.00106**	**.02940**	**5.8888**	**.05224**	**30.084**	**.11968**	**.00165**
Stddev	.00019	.00001	.00011	.00299	.0290	.00172	.010	.00009	.00066
%RSD	112.59	2.5606	10.629	10.177	.49155	3.2974	.03368	.07469	39.745
#1	-.00030	.00042	.00098	.03151	5.9093	.05102	30.077	.11962	.00119
#2	-.00003	.00043	.00114	.02728	5.8683	.05346	30.091	.11975	.00212
Check ?	Chk Pass	Chk Pass	Chk Pass	Chk Pass	Chk Pass	Chk Pass	Chk Pass	Chk Pass	Chk Pass
High Limit									
Low Limit									

Elem	Na8183	Ni2316	P_1782	Pb2203	S_1820	Sb2068	Se1960	Si2881	SiO2
Line	818.326 { 41}	231.604 {446}	178.284 {489}	220.353 {453}	182.034 {485}	206.833 {463}	196.090 {472}	288.158 {117}	288.158 {117}2
Units	ppm	ppm	ppm	ppm	ppm	ppm	ppm	ppm	ppm
Avg	**171.61**	**.00225**	**.01524**	**.00036**	**160.58**	**.00071**	**.00975**	**4.3228**	**9.2508**
Stddev	.53	.00053	.00160	.00286	.01	.00080	.01267	.0050	.0107
%RSD	.31157	23.618	10.524	786.83	.00786	112.66	129.98	.11512	.11512
#1	171.23	.00262	.01637	-.00166	160.59	.00128	.00079	4.3193	9.2432
#2	171.99	.00187	.01411	.00239	160.57	.00014	.01871	4.3263	9.2583
Check ?	Chk Pass	Chk Pass	Chk Pass	Chk Pass	Chk Pass	Chk Pass	Chk Pass	Chk Pass	Chk Pass
High Limit									
Low Limit									

Elem	Sn1899	Sr4077	Th2837	Ti3349	Tl1908	U_3701	V_2924	Zn2062	Zr3391
Line	189.989 {477}	407.771 { 83}	283.730 {119}	334.904 {101}	190.856 {477}	370.152 { 91}	292.402 {115}	206.200 {163}	339.198 { 99}
Units	ppm	ppm	ppm	ppm	ppm	ppm	ppm	ppm	ppm
Avg	**-.00081**	**3.0960**	**-.00020**	**-.00013**	**-.00322**	**.00512**	**.00176**	**.00181**	**-.00040**
Stddev	.00009	.0218	.00106	.00004	.00061	.00580	.00033	.00086	.00104
%RSD	11.225	.70464	533.71	29.606	19.040	113.24	18.656	47.467	257.25
#1	-.00088	3.0806	-.00095	-.00010	-.00366	.00922	.00152	.00242	.00033
#2	-.00075	3.1115	.00055	-.00016	-.00279	.00102	.00199	.00120	-.00114
Check ?	Chk Pass	Chk Pass	Chk Pass	Chk Pass	Chk Pass	Chk Pass	Chk Pass	Chk Pass	Chk Pass
High Limit									
Low Limit									

Int. Std.	Y_2243	Y_3600	Y_3774
Line	224.306 {450}	360.073 { 94}	377.433 { 89}
Units	Cts/S	Cts/S	Cts/S
Avg	**2604.2**	**39947.**	**2204.9**
Stddev	13.1	216.	37.5
%RSD	.50469	.54145	1.6988
#1	2594.9	40100.	2178.4
#2	2613.5	39794.	2231.4

Sample Name: 280-82988-B-3-A Acquired: 5/18/2016 21:59:09 Type: Unk
Method: 6500_025(v6) Mode: CONC Corr. Factor: 1.000000
User: CRHOADES Prep Date: Custom ID2: Custom ID3:
Comment: 325228 6010B (As)

Elem	Ag3280	Al1670	As1890	B_2089	Ba4554	Be3130	Bi2230	Ca3179	Cd2288
Line	328.068 {103}	167.079 {502}	189.042 {478}	208.959 {461}	455.403 { 74}	313.042 {108}	223.061 {451}	317.933 {106}	228.802 {447}
Units	ppm	ppm	ppm	ppm	ppm	ppm	ppm	ppm	ppm
Avg	**-.00010**	**.00395**	**.00443**	**.06464**	**.06503**	**-.00015**	**-.00084**	**255.29**	**.00078**
Stddev	.00064	.00145	.00238	.00013	.00020	.00033	.00495	1.28	.00005
%RSD	617.50	36.609	53.778	.20186	.31152	215.60	586.98	.50185	6.5967
#1	.00035	.00293	.00612	.06455	.06488	.00008	-.00434	256.19	.00074
#2	-.00056	.00498	.00275	.06473	.06517	-.00039	.00266	254.38	.00081
Check ?	Chk Pass	Chk Pass	Chk Pass	Chk Pass	Chk Pass	Chk Pass	Chk Pass	Chk Pass	Chk Pass
High Limit									
Low Limit									

Elem	Co2286	Cr2055	Cu3247	Fe2599	K_7664	Li6707	Mg2790	Mn2576	Mo2020
Line	228.616 {447}	205.560 {464}	324.754 {104}	259.940 {130}	766.490 { 44}	670.784 { 50}	279.079 {121}2	257.610 {131}	202.030 {467}
Units	ppm	ppm	ppm	ppm	ppm	ppm	ppm	ppm	ppm
Avg	**-.00004**	**.00010**	**.00191**	**.05779**	**5.7445**	**.05350**	**35.044**	**.10381**	**.00145**
Stddev	.00008	.00043	.00032	.00248	.0077	.00089	.012	.00013	.00023
%RSD	221.99	420.96	16.859	4.2912	.13332	1.6561	.03363	.12731	15.943
#1	.00002	-.00020	.00214	.05604	5.7390	.05287	35.052	.10372	.00128
#2	-.00010	.00041	.00168	.05954	5.7499	.05412	35.036	.10391	.00161
Check ?	Chk Pass	Chk Pass	Chk Pass	Chk Pass	Chk Pass	Chk Pass	Chk Pass	Chk Pass	Chk Pass
High Limit									
Low Limit									

Elem	Na8183	Ni2316	P_1782	Pb2203	S_1820	Sb2068	Se1960	Si2881	SiO2
Line	818.326 { 41}	231.604 {446}	178.284 {489}	220.353 {453}	182.034 {485}	206.833 {463}	196.090 {472}	288.158 {117}	288.158 {117}2
Units	ppm	ppm	ppm	ppm	ppm	ppm	ppm	ppm	ppm
Avg	**180.42**	**.00271**	**.02178**	**.00084**	W **185.69**	**.00123**	**.00994**	**4.0857**	**8.7434**
Stddev	1.14	.00010	.00055	.00111	.58	.00049	.01125	.0415	.0888
%RSD	.63010	3.7126	2.5344	132.47	.31065	39.487	113.22	1.0154	1.0154
#1	181.23	.00278	.02139	.00163	186.10	.00158	.00198	4.0564	8.6806
#2	179.62	.00264	.02217	.00005	185.28	.00089	.01789	4.1150	8.8062
Check ?	Chk Pass	Chk Pass	Chk Pass	Chk Pass	Chk Warn	Chk Pass	Chk Pass	Chk Pass	Chk Pass
High Limit					180.00				
Low Limit					-.15000				

Elem	Sn1899	Sr4077	Th2837	Ti3349	Tl1908	U_3701	V_2924	Zn2062	Zr3391
Line	189.989 {477}	407.771 { 83}	283.730 {119}	334.904 {101}	190.856 {477}	370.152 { 91}	292.402 {115}	206.200 {163}	339.198 { 99}
Units	ppm	ppm	ppm	ppm	ppm	ppm	ppm	ppm	ppm
Avg	**-.00283**	**3.5543**	**-.00036**	**-.00007**	**-.00452**	**-.03784**	**.00138**	**.00266**	**.00116**
Stddev	.00143	.0253	.00363	.00083	.00219	.05822	.00006	.00032	.00180
%RSD	50.575	.71287	1005.1	1154.6	48.512	153.88	4.1934	11.844	155.14
#1	-.00182	3.5722	-.00293	.00052	-.00607	.00333	.00134	.00289	-.00011
#2	-.00384	3.5364	.00220	-.00066	-.00297	-.07901	.00142	.00244	.00243
Check ?	Chk Pass	Chk Pass	Chk Pass	Chk Pass	Chk Pass	Chk Pass	Chk Pass	Chk Pass	Chk Pass
High Limit									
Low Limit									

Int. Std.	Y_2243	Y_3600	Y_3774
Line	224.306 {450}	360.073 { 94}	377.433 { 89}
Units	Cts/S	Cts/S	Cts/S
Avg	**2555.7**	**40541.**	**2242.7**
Stddev	3.0	79.	46.4
%RSD	.11833	.19488	2.0672
#1	2557.8	40597.	2209.9
#2	2553.5	40485.	2275.5

Sample Name: 280-82988-B-4-A Acquired: 5/18/2016 22:01:48 Type: Unk
Method: 6500_025(v6) Mode: CONC Corr. Factor: 1.000000
User: CRHOADES Prep Date: Custom ID2: Custom ID3:
Comment: 325228 6010B (As)

Elem	Ag3280	Al1670	As1890	B_2089	Ba4554	Be3130	Bi2230	Ca3179	Cd2288
Line	328.068 {103}	167.079 {502}	189.042 {478}	208.959 {461}	455.403 { 74}	313.042 {108}	223.061 {451}	317.933 {106}	228.802 {447}
Units	ppm	ppm	ppm	ppm	ppm	ppm	ppm	ppm	ppm
Avg	**-.00037**	**.00073**	**-.00466**	**.06810**	**.05695**	**.00034**	**-.00039**	**481.84**	**.00057**
Stddev	.00020	.00030	.00247	.00592	.00015	.00024	.00322	8.52	.00013
%RSD	53.379	40.682	52.892	8.6940	.27020	69.476	820.00	1.7679	23.637
#1	-.00052	.00052	-.00641	.06391	.05705	.00017	-.00267	487.86	.00047
#2	-.00023	.00094	-.00292	.07228	.05684	.00051	.00189	475.82	.00066
Check ?	Chk Pass	Chk Pass	Chk Pass	Chk Pass	Chk Pass	Chk Pass	Chk Pass	Chk Pass	Chk Pass
High Limit									
Low Limit									

Elem	Co2286	Cr2055	Cu3247	Fe2599	K_7664	Li6707	Mg2790	Mn2576	Mo2020
Line	228.616 {447}	205.560 {464}	324.754 {104}	259.940 {130}	766.490 { 44}	670.784 { 50}	279.079 {121}2	257.610 {131}	202.030 {467}
Units	ppm	ppm	ppm	ppm	ppm	ppm	ppm	ppm	ppm
Avg	**.00033**	**.00021**	**.00096**	**.02929**	**4.6675**	**.04159**	**61.362**	**.61220**	**.00020**
Stddev	.00022	.00005	.00079	.00241	.0247	.00032	.066	.00004	.00017
%RSD	65.657	22.997	81.811	8.2359	.52923	.75922	.10781	.00699	86.477
#1	.00049	.00017	.00152	.03100	4.6849	.04136	61.409	.61217	.00032
#2	.00018	.00024	.00041	.02759	4.6500	.04181	61.316	.61223	.00008
Check ?	Chk Pass	Chk Pass	Chk Pass	Chk Pass	Chk Pass	Chk Pass	Chk Pass	Chk Pass	Chk Pass
High Limit									
Low Limit									

Elem	Na8183	Ni2316	P_1782	Pb2203	S_1820	Sb2068	Se1960	Si2881	SiO2
Line	818.326 { 41}	231.604 {446}	178.284 {489}	220.353 {453}	182.034 {485}	206.833 {463}	196.090 {472}	288.158 {117}	288.158 {117}2
Units	ppm	ppm	ppm	ppm	ppm	ppm	ppm	ppm	ppm
Avg	**220.67**	**.00440**	**.08215**	**.00106**	F **377.75**	**-.00315**	**.00971**	**11.425**	**24.450**
Stddev	1.27	.00037	.00414	.00174	27.00	.00013	.00739	.017	.037
%RSD	.57584	8.3166	5.0377	163.84	7.1465	4.0894	76.139	.15278	.15278
#1	221.56	.00414	.07922	-.00017	358.66	-.00306	.00448	11.438	24.477
#2	219.77	.00465	.08507	.00229	396.84	-.00324	.01493	11.413	24.424
Check ?	Chk Pass	Chk Pass	Chk Pass	Chk Pass	Chk Fail	Chk Pass	Chk Pass	Chk Pass	Chk Pass
High Limit					200.00				
Low Limit					-.20000				

Elem	Sn1899	Sr4077	Th2837	Ti3349	Tl1908	U_3701	V_2924	Zn2062	Zr3391
Line	189.989 {477}	407.771 { 83}	283.730 {119}	334.904 {101}	190.856 {477}	370.152 { 91}	292.402 {115}	206.200 {163}	339.198 { 99}
Units	ppm	ppm	ppm	ppm	ppm	ppm	ppm	ppm	ppm
Avg	**-.00097**	W **6.9876**	**-.00070**	**-.00003**	**-.00716**	**.00066**	**.00055**	**-.00026**	**-.00064**
Stddev	.00064	.1261	.00184	.00037	.00384	.01475	.00058	.00017	.00289
%RSD	66.512	1.8040	261.49	1173.7	53.683	2222.5	106.45	64.854	452.58
#1	-.00142	7.0768	-.00200	.00023	-.00988	.01109	.00013	-.00038	.00140
#2	-.00051	6.8985	.00060	-.00029	-.00444	-.00977	.00096	-.00014	-.00268
Check ?	Chk Pass	Chk Warn	Chk Pass	Chk Pass	Chk Pass	Chk Pass	Chk Pass	Chk Pass	Chk Pass
High Limit		5.0000							
Low Limit		-.01000							

Int. Std.	Y_2243	Y_3600	Y_3774
Line	224.306 {450}	360.073 { 94}	377.433 { 89}
Units	Cts/S	Cts/S	Cts/S
Avg	**2695.6**	**39572.**	**2148.2**
Stddev	182.8	168.	81.0
%RSD	6.7811	.42427	3.7712
#1	2824.8	39453.	2091.0
#2	2566.3	39690.	2205.5

Sample Name: 280-82988-B-5-A Acquired: 5/18/2016 22:04:26 Type: Unk
Method: 6500_025(v6) Mode: CONC Corr. Factor: 1.000000
User: CRHOADES Prep Date: Custom ID2: Custom ID3:
Comment: 325228 6010B (As)

Elem	Ag3280	Al1670	As1890	B_2089	Ba4554	Be3130	Bi2230	Ca3179	Cd2288
Line	328.068 {103}	167.079 {502}	189.042 {478}	208.959 {461}	455.403 { 74}	313.042 {108}	223.061 {451}	317.933 {106}	228.802 {447}
Units	ppm	ppm	ppm	ppm	ppm	ppm	ppm	ppm	ppm
Avg	**-.00014**	**.00146**	**-.00874**	**.05765**	**.06866**	**.00008**	**-.00060**	**258.60**	**.00034**
Stddev	.00019	.00052	.00578	.00565	.00107	.00027	.00412	4.99	.00050
%RSD	132.34	35.488	66.139	9.7973	1.5657	350.87	691.62	1.9301	146.89
#1	-.00001	.00109	-.01283	.06164	.06942	-.00011	-.00351	262.13	.00069
#2	-.00028	.00182	-.00465	.05365	.06790	.00027	.00232	255.07	-.00001
Check ?	Chk Pass	Chk Pass	Chk Pass	Chk Pass	Chk Pass	Chk Pass	Chk Pass	Chk Pass	Chk Pass
High Limit									
Low Limit									

Elem	Co2286	Cr2055	Cu3247	Fe2599	K_7664	Li6707	Mg2790	Mn2576	Mo2020
Line	228.616 {447}	205.560 {464}	324.754 {104}	259.940 {130}	766.490 { 44}	670.784 { 50}	279.079 {121}2	257.610 {131}	202.030 {467}
Units	ppm	ppm	ppm	ppm	ppm	ppm	ppm	ppm	ppm
Avg	**-.00012**	**.00005**	**.00226**	**.03965**	**5.6120**	**.05492**	**35.055**	**.26855**	**.00124**
Stddev	.00007	.00006	.00044	.00036	.0548	.00003	.084	.00030	.00044
%RSD	63.401	104.72	19.412	.90890	.97594	.06017	.24044	.11129	35.418
#1	-.00007	.00001	.00195	.03940	5.6507	.05490	34.995	.26834	.00154
#2	-.00017	.00009	.00257	.03991	5.5733	.05495	35.115	.26876	.00093
Check ?	Chk Pass	Chk Pass	Chk Pass	Chk Pass	Chk Pass	Chk Pass	Chk Pass	Chk Pass	Chk Pass
High Limit									
Low Limit									

Elem	Na8183	Ni2316	P_1782	Pb2203	S_1820	Sb2068	Se1960	Si2881	SiO2
Line	818.326 { 41}	231.604 {446}	178.284 {489}	220.353 {453}	182.034 {485}	206.833 {463}	196.090 {472}	288.158 {117}	288.158 {117}2
Units	ppm	ppm	ppm	ppm	ppm	ppm	ppm	ppm	ppm
Avg	**179.32**	**.00221**	**.02421**	**.00038**	**165.68**	**.00054**	**.00495**	**3.4857**	**7.4594**
Stddev	.17	.00023	.00128	.00024	17.15	.00770	.00553	.0163	.0348
%RSD	.09652	10.439	5.2902	62.380	10.353	1421.8	111.76	.46701	.46701
#1	179.44	.00204	.02511	.00054	177.81	-.00490	.00104	3.4742	7.4347
#2	179.19	.00237	.02330	.00021	153.55	.00599	.00886	3.4972	7.4840
Check ?	Chk Pass	Chk Pass	Chk Pass	Chk Pass	Chk Pass	Chk Pass	Chk Pass	Chk Pass	Chk Pass
High Limit									
Low Limit									

Elem	Sn1899	Sr4077	Th2837	Ti3349	Tl1908	U_3701	V_2924	Zn2062	Zr3391
Line	189.989 {477}	407.771 { 83}	283.730 {119}	334.904 {101}	190.856 {477}	370.152 { 91}	292.402 {115}	206.200 {163}	339.198 { 99}
Units	ppm	ppm	ppm	ppm	ppm	ppm	ppm	ppm	ppm
Avg	**-.00006**	**3.5361**	**-.00032**	**-.00040**	**-.00413**	**-.03965**	**.00066**	**.00073**	**.00193**
Stddev	.00220	.0668	.00397	.00053	.00079	.01092	.00016	.00034	.00043
%RSD	3586.7	1.8881	1236.9	131.48	19.088	27.547	23.666	46.268	22.365
#1	.00149	3.5833	-.00313	-.00003	-.00469	-.03193	.00077	.00097	.00162
#2	-.00161	3.4889	.00249	-.00078	-.00358	-.04737	.00055	.00049	.00223
Check ?	Chk Pass	Chk Pass	Chk Pass	Chk Pass	Chk Pass	Chk Pass	Chk Pass	Chk Pass	Chk Pass
High Limit									
Low Limit									

Int. Std.	Y_2243	Y_3600	Y_3774
Line	224.306 {450}	360.073 { 94}	377.433 { 89}
Units	Cts/S	Cts/S	Cts/S
Avg	**2750.0**	**40573.**	**2201.7**
Stddev	292.6	122.	13.0
%RSD	10.639	.30022	.59245
#1	2543.1	40659.	2192.5
#2	2956.9	40486.	2211.0

Sample Name: 280-82988-B-6-A Acquired: 5/18/2016 22:07:05 Type: Unk
Method: 6500_025(v6) Mode: CONC Corr. Factor: 1.000000
User: CRHOADES Prep Date: Custom ID2: Custom ID3:
Comment: 325228 6010B (As)

Elem	Ag3280	Al1670	As1890	B_2089	Ba4554	Be3130	Bi2230	Ca3179	Cd2288
Line	328.068 {103}	167.079 {502}	189.042 {478}	208.959 {461}	455.403 { 74}	313.042 {108}	223.061 {451}	317.933 {106}	228.802 {447}
Units	ppm	ppm	ppm	ppm	ppm	ppm	ppm	ppm	ppm
Avg	**.00070**	**.00204**	**-.00267**	**.06283**	**.06566**	**.00018**	**-.00535**	**271.37**	**.00042**
Stddev	.00021	.00037	.00040	.00036	.00013	.00018	.00385	.03	.00007
%RSD	30.668	18.155	15.054	.57995	.19868	100.67	71.989	.01121	17.598
#1	.00055	.00230	-.00239	.06309	.06575	.00031	-.00263	271.35	.00037
#2	.00085	.00178	-.00296	.06258	.06557	.00005	-.00807	271.39	.00047
Check ?	Chk Pass	Chk Pass	Chk Pass	Chk Pass	Chk Pass	Chk Pass	Chk Pass	Chk Pass	Chk Pass
High Limit									
Low Limit									

Elem	Co2286	Cr2055	Cu3247	Fe2599	K_7664	Li6707	Mg2790	Mn2576	Mo2020
Line	228.616 {447}	205.560 {464}	324.754 {104}	259.940 {130}	766.490 { 44}	670.784 { 50}	279.079 {121}2	257.610 {131}	202.030 {467}
Units	ppm	ppm	ppm	ppm	ppm	ppm	ppm	ppm	ppm
Avg	**-.00026**	**.00014**	**.00158**	**.02721**	**5.6888**	**.05253**	**37.707**	**.21076**	**.00111**
Stddev	.00018	.00024	.00015	.00245	.0809	.00090	.054	.00012	.00022
%RSD	68.108	176.89	9.1805	8.9984	1.4217	1.7139	.14427	.05838	19.884
#1	-.00039	-.00003	.00148	.02548	5.6316	.05317	37.669	.21068	.00095
#2	-.00014	.00031	.00169	.02894	5.7460	.05189	37.746	.21085	.00126
Check ?	Chk Pass	Chk Pass	Chk Pass	Chk Pass	Chk Pass	Chk Pass	Chk Pass	Chk Pass	Chk Pass
High Limit									
Low Limit									

Elem	Na8183	Ni2316	P_1782	Pb2203	S_1820	Sb2068	Se1960	Si2881	SiO2
Line	818.326 { 41}	231.604 {446}	178.284 {489}	220.353 {453}	182.034 {485}	206.833 {463}	196.090 {472}	288.158 {117}	288.158 {117}2
Units	ppm	ppm	ppm	ppm	ppm	ppm	ppm	ppm	ppm
Avg	**190.62**	**.00252**	**.01584**	**.00113**	F **201.01**	**.00099**	**.00667**	**3.3811**	**7.2356**
Stddev	1.78	.00037	.00324	.00036	.19	.00165	.00554	.0345	.0739
%RSD	.93387	14.824	20.435	32.363	.09261	166.62	83.026	1.0216	1.0216
#1	189.36	.00226	.01812	.00138	201.14	.00216	.00275	3.4055	7.2878
#2	191.88	.00278	.01355	.00087	200.88	-.00018	.01058	3.3567	7.1833
Check ?	Chk Pass	Chk Pass	Chk Pass	Chk Pass	Chk Fail	Chk Pass	Chk Pass	Chk Pass	Chk Pass
High Limit					200.00				
Low Limit					-.20000				

Elem	Sn1899	Sr4077	Th2837	Ti3349	Tl1908	U_3701	V_2924	Zn2062	Zr3391
Line	189.989 {477}	407.771 { 83}	283.730 {119}	334.904 {101}	190.856 {477}	370.152 { 91}	292.402 {115}	206.200 {163}	339.198 { 99}
Units	ppm	ppm	ppm	ppm	ppm	ppm	ppm	ppm	ppm
Avg	**-.00141**	**3.7886**	**-.00101**	**-.00040**	**-.00355**	**.00705**	**.00055**	**.00039**	**.00015**
Stddev	.00205	.0056	.00162	.00082	.00035	.01372	.00090	.00012	.00331
%RSD	144.97	.14823	160.11	205.13	9.9368	194.66	163.72	32.024	2280.6
#1	-.00286	3.7846	-.00216	-.00098	-.00330	-.00265	.00119	.00030	.00249
#2	.00004	3.7926	.00013	.00018	-.00380	.01675	-.00009	.00048	-.00220
Check ?	Chk Pass	Chk Pass	Chk Pass	Chk Pass	Chk Pass	Chk Pass	Chk Pass	Chk Pass	Chk Pass
High Limit									
Low Limit									

Int. Std.	Y_2243	Y_3600	Y_3774
Line	224.306 {450}	360.073 { 94}	377.433 { 89}
Units	Cts/S	Cts/S	Cts/S
Avg	**2541.3**	**40229.**	**2245.2**
Stddev	5.6	200.	16.7
%RSD	.21976	.49661	.74292
#1	2545.2	40087.	2233.5
#2	2537.3	40370.	2257.0

Sample Name: 280-82988-B-7-A Acquired: 5/18/2016 22:09:44 Type: Unk
Method: 6500_025(v6) Mode: CONC Corr. Factor: 1.000000
User: CRHOADES Prep Date: Custom ID2: Custom ID3:
Comment: 325228 6010B (As)

Elem	Ag3280	Al1670	As1890	B_2089	Ba4554	Be3130	Bi2230	Ca3179	Cd2288
Line	328.068 {103}	167.079 {502}	189.042 {478}	208.959 {461}	455.403 { 74}	313.042 {108}	223.061 {451}	317.933 {106}	228.802 {447}
Units	ppm	ppm	ppm	ppm	ppm	ppm	ppm	ppm	ppm
Avg	**.00023**	**-.00058**	**-.00360**	**.06029**	**.06057**	**.00032**	**-.00229**	**250.18**	**.00035**
Stddev	.00004	.00012	.00007	.00074	.00125	.00006	.00292	9.15	.00014
%RSD	15.220	21.029	2.0197	1.2220	2.0563	18.704	127.80	3.6573	38.568
#1	.00026	-.00050	-.00365	.05977	.06145	.00028	-.00022	256.65	.00045
#2	.00021	-.00067	-.00355	.06081	.05969	.00036	-.00436	243.71	.00025
Check ?	Chk Pass	Chk Pass	Chk Pass	Chk Pass	Chk Pass	Chk Pass	Chk Pass	Chk Pass	Chk Pass
High Limit									
Low Limit									

Elem	Co2286	Cr2055	Cu3247	Fe2599	K_7664	Li6707	Mg2790	Mn2576	Mo2020
Line	228.616 {447}	205.560 {464}	324.754 {104}	259.940 {130}	766.490 { 44}	670.784 { 50}	279.079 {121}2	257.610 {131}	202.030 {467}
Units	ppm	ppm	ppm	ppm	ppm	ppm	ppm	ppm	ppm
Avg	**-.00029**	**-.00010**	**.00200**	**.02959**	**5.2688**	**.04988**	**35.858**	**.16636**	**.00049**
Stddev	.00003	.00002	.00015	.00091	.1602	.00180	.010	.00017	.00025
%RSD	9.7806	14.913	7.7452	3.0605	3.0403	3.6118	.02826	.10067	51.770
#1	-.00031	-.00009	.00211	.02895	5.3820	.05116	35.865	.16648	.00066
#2	-.00027	-.00011	.00189	.03023	5.1555	.04861	35.850	.16624	.00031
Check ?	Chk Pass	Chk Pass	Chk Pass	Chk Pass	Chk Pass	Chk Pass	Chk Pass	Chk Pass	Chk Pass
High Limit									
Low Limit									

Elem	Na8183	Ni2316	P_1782	Pb2203	S_1820	Sb2068	Se1960	Si2881	SiO2
Line	818.326 { 41}	231.604 {446}	178.284 {489}	220.353 {453}	182.034 {485}	206.833 {463}	196.090 {472}	288.158 {117}	288.158 {117}2
Units	ppm	ppm	ppm	ppm	ppm	ppm	ppm	ppm	ppm
Avg	**179.09**	**.00260**	**.01721**	**.00268**	W **193.45**	**.00071**	**.00415**	**3.0515**	**6.5302**
Stddev	1.85	.00022	.00225	.00331	.30	.00618	.00134	.0402	.0859
%RSD	1.0354	8.2958	13.071	123.21	.15755	865.23	32.268	1.3161	1.3161
#1	180.41	.00275	.01880	.00035	193.23	-.00366	.00321	3.0799	6.5910
#2	177.78	.00244	.01562	.00502	193.66	.00509	.00510	3.0231	6.4694
Check ?	Chk Pass	Chk Pass	Chk Pass	Chk Pass	Chk Warn	Chk Pass	Chk Pass	Chk Pass	Chk Pass
High Limit					180.00				
Low Limit					-.15000				

Elem	Sn1899	Sr4077	Th2837	Ti3349	Tl1908	U_3701	V_2924	Zn2062	Zr3391
Line	189.989 {477}	407.771 { 83}	283.730 {119}	334.904 {101}	190.856 {477}	370.152 { 91}	292.402 {115}	206.200 {163}	339.198 { 99}
Units	ppm	ppm	ppm	ppm	ppm	ppm	ppm	ppm	ppm
Avg	**.00053**	**3.5292**	**.00062**	**-.00047**	**-.00262**	**-.04636**	**.00037**	**-.00008**	**-.00519**
Stddev	.00149	.1188	.00066	.00049	.00199	.03737	.00059	.00016	.00069
%RSD	279.44	3.3674	106.47	102.97	75.964	80.610	159.22	190.46	13.376
#1	-.00052	3.6132	.00015	-.00013	-.00121	-.07279	-.00005	-.00020	-.00470
#2	.00158	3.4452	.00109	-.00082	-.00403	-.01994	.00079	.00003	-.00569
Check ?	Chk Pass	Chk Pass	Chk Pass	Chk Pass	Chk Pass	Chk Pass	Chk Pass	Chk Pass	Chk Pass
High Limit									
Low Limit									

Int. Std.	Y_2243	Y_3600	Y_3774
Line	224.306 {450}	360.073 { 94}	377.433 { 89}
Units	Cts/S	Cts/S	Cts/S
Avg	**2531.4**	**40714.**	**2249.2**
Stddev	19.6	175.	97.6
%RSD	.77480	.43091	4.3414
#1	2517.5	40838.	2180.1
#2	2545.2	40590.	2318.2

Sample Name: 280-82988-B-8-A Acquired: 5/18/2016 22:12:23 Type: Unk
Method: 6500_025(v6) Mode: CONC Corr. Factor: 1.000000
User: CRHOADES Prep Date: Custom ID2: Custom ID3:
Comment: 325228 6010B (As)

Elem	Ag3280	Al1670	As1890	B_2089	Ba4554	Be3130	Bi2230	Ca3179	Cd2288
Line	328.068 {103}	167.079 {502}	189.042 {478}	208.959 {461}	455.403 { 74}	313.042 {108}	223.061 {451}	317.933 {106}	228.802 {447}
Units	ppm	ppm	ppm	ppm	ppm	ppm	ppm	ppm	ppm
Avg	**-.00032**	**.00557**	**-.00956**	**.05814**	**.06229**	**.00012**	**-.00339**	**262.02**	**.00078**
Stddev	.00107	.00023	.00896	.00152	.00040	.00004	.00117	1.03	.00047
%RSD	335.29	4.1487	93.663	2.6062	.63560	30.887	34.397	.39226	59.720
#1	-.00108	.00541	-.00323	.05707	.06201	.00010	-.00422	261.29	.00045
#2	.00044	.00574	-.01590	.05921	.06257	.00015	-.00257	262.75	.00111
Check ?	Chk Pass	Chk Pass	Chk Pass	Chk Pass	Chk Pass	Chk Pass	Chk Pass	Chk Pass	Chk Pass
High Limit									
Low Limit									

Elem	Co2286	Cr2055	Cu3247	Fe2599	K_7664	Li6707	Mg2790	Mn2576	Mo2020
Line	228.616 {447}	205.560 {464}	324.754 {104}	259.940 {130}	766.490 { 44}	670.784 { 50}	279.079 {121}2	257.610 {131}	202.030 {467}
Units	ppm	ppm	ppm	ppm	ppm	ppm	ppm	ppm	ppm
Avg	**-.00024**	**.00000**	**.00117**	**.03351**	**5.2020**	**.05009**	**36.053**	**.17503**	**.00043**
Stddev	.00004	.0001	.00009	.00628	.0097	.00080	.110	.00036	.00014
%RSD	17.960	3915.8	7.6457	18.751	.18559	1.5930	.30623	.20581	32.222
#1	-.00021	.00004	.00111	.03795	5.1951	.04953	36.131	.17528	.00033
#2	-.00027	-.00004	.00124	.02906	5.2088	.05066	35.975	.17477	.00053
Check ?	Chk Pass	Chk Pass	Chk Pass	Chk Pass	Chk Pass	Chk Pass	Chk Pass	Chk Pass	Chk Pass
High Limit									
Low Limit									

Elem	Na8183	Ni2316	P_1782	Pb2203	S_1820	Sb2068	Se1960	Si2881	SiO2
Line	818.326 { 41}	231.604 {446}	178.284 {489}	220.353 {453}	182.034 {485}	206.833 {463}	196.090 {472}	288.158 {117}	288.158 {117}2
Units	ppm	ppm	ppm	ppm	ppm	ppm	ppm	ppm	ppm
Avg	**181.79**	**.00265**	**.01604**	**.00031**	W **189.20**	**-.00279**	**.00233**	**3.1302**	**6.6987**
Stddev	.20	.00022	.00026	.00001	8.71	.00073	.01494	.0020	.0043
%RSD	.10846	8.4619	1.6065	1.9793	4.6010	26.035	641.51	.06406	.06406
#1	181.92	.00281	.01622	.00031	183.05	-.00330	.01289	3.1316	6.7017
#2	181.65	.00249	.01586	.00032	195.36	-.00228	-.00824	3.1288	6.6956
Check ?	Chk Pass	Chk Pass	Chk Pass	Chk Pass	Chk Warn	Chk Pass	Chk Pass	Chk Pass	Chk Pass
High Limit					180.00				
Low Limit					-.15000				

Elem	Sn1899	Sr4077	Th2837	Ti3349	Tl1908	U_3701	V_2924	Zn2062	Zr3391
Line	189.989 {477}	407.771 { 83}	283.730 {119}	334.904 {101}	190.856 {477}	370.152 { 91}	292.402 {115}	206.200 {163}	339.198 { 99}
Units	ppm	ppm	ppm	ppm	ppm	ppm	ppm	ppm	ppm
Avg	**-.00131**	**3.7087**	**.00170**	**-.00028**	**-.00478**	**-.02962**	**.00069**	**.00110**	**-.00036**
Stddev	.00125	.0178	.00132	.00009	.00414	.00925	.00043	.00037	.00394
%RSD	94.817	.48092	78.068	34.465	86.551	31.214	61.949	33.616	1084.9
#1	-.00220	3.6961	.00076	-.00034	-.00771	-.02308	.00099	.00136	.00242
#2	-.00043	3.7214	.00263	-.00021	-.00186	-.03616	.00039	.00084	-.00315
Check ?	Chk Pass	Chk Pass	Chk Pass	Chk Pass	Chk Pass	Chk Pass	Chk Pass	Chk Pass	Chk Pass
High Limit									
Low Limit									

Int. Std.	Y_2243	Y_3600	Y_3774
Line	224.306 {450}	360.073 { 94}	377.433 { 89}
Units	Cts/S	Cts/S	Cts/S
Avg	**2654.0**	**40382.**	**2194.0**
Stddev	120.5	123.	9.2
%RSD	4.5397	.30395	.41862
#1	2739.2	40295.	2200.5
#2	2568.8	40469.	2187.5

Sample Name: 280-83043-A-1-A Acquired: 5/18/2016 22:15:02 Type: Unk
Method: 6500_025(v6) Mode: CONC Corr. Factor: 1.000000
User: CRHOADES Prep Date: Custom ID2: Custom ID3:
Comment: 325228 6010B (As)

Elem	Ag3280	Al1670	As1890	B_2089	Ba4554	Be3130	Bi2230	Ca3179	Cd2288
Line	328.068 {103}	167.079 {502}	189.042 {478}	208.959 {461}	455.403 { 74}	313.042 {108}	223.061 {451}	317.933 {106}	228.802 {447}
Units	ppm	ppm	ppm	ppm	ppm	ppm	ppm	ppm	ppm
Avg	**-.00024**	**.00381**	**-.00354**	**.03150**	**.03830**	**.00015**	**-.00387**	W **573.88**	**.00043**
Stddev	.00017	.00017	.00344	.00137	.00016	.00034	.00453	8.70	.00026
%RSD	69.336	4.5592	96.944	4.3631	.42894	220.12	116.92	1.5154	61.739
#1	-.00036	.00369	-.00111	.03053	.03818	-.00009	-.00707	567.73	.00024
#2	-.00012	.00394	-.00597	.03248	.03841	.00040	-.00067	580.03	.00061
Check ?	Chk Pass	Chk Pass	Chk Pass	Chk Pass	Chk Pass	Chk Pass	Chk Pass	Chk Warn	Chk Pass
High Limit								500.00	
Low Limit								-.05000	

Elem	Co2286	Cr2055	Cu3247	Fe2599	K_7664	Li6707	Mg2790	Mn2576	Mo2020
Line	228.616 {447}	205.560 {464}	324.754 {104}	259.940 {130}	766.490 { 44}	670.784 { 50}	279.079 {121}2	257.610 {131}	202.030 {467}
Units	ppm	ppm	ppm	ppm	ppm	ppm	ppm	ppm	ppm
Avg	**-.00074**	**.00050**	**.00200**	**.02323**	**18.271**	**.16603**	**50.245**	**.00357**	**.00005**
Stddev	.00014	.00037	.00022	.00042	.278	.00154	.021	.00002	.00027
%RSD	19.356	73.749	11.234	1.8203	1.5238	.92709	.04187	.58675	588.13
#1	-.00085	.00024	.00216	.02293	18.074	.16494	50.260	.00358	-.00014
#2	-.00064	.00076	.00184	.02353	18.468	.16712	50.230	.00355	.00023
Check ?	Chk Pass	Chk Pass	Chk Pass	Chk Pass	Chk Pass	Chk Pass	Chk Pass	Chk Pass	Chk Pass
High Limit									
Low Limit									

Elem	Na8183	Ni2316	P_1782	Pb2203	S_1820	Sb2068	Se1960	Si2881	SiO2
Line	818.326 { 41}	231.604 {446}	178.284 {489}	220.353 {453}	182.034 {485}	206.833 {463}	196.090 {472}	288.158 {117}	288.158 {117}2
Units	ppm	ppm	ppm	ppm	ppm	ppm	ppm	ppm	ppm
Avg	**442.64**	**.00286**	**.04034**	**.00113**	F **608.77**	**-.00215**	**.24573**	**11.604**	**24.833**
Stddev	6.73	.00007	.00320	.00167	3.90	.00165	.00248	.196	.419
%RSD	1.5203	2.4421	7.9337	148.37	.64103	76.610	1.0105	1.6866	1.6866
#1	437.88	.00281	.04261	-.00006	611.53	-.00332	.24398	11.466	24.537
#2	447.40	.00291	.03808	.00231	606.01	-.00099	.24749	11.742	25.129
Check ?	Chk Pass	Chk Pass	Chk Pass	Chk Pass	Chk Fail	Chk Pass	Chk Pass	Chk Pass	Chk Pass
High Limit					200.00				
Low Limit					-.20000				

Elem	Sn1899	Sr4077	Th2837	Ti3349	Tl1908	U_3701	V_2924	Zn2062	Zr3391
Line	189.989 {477}	407.771 { 83}	283.730 {119}	334.904 {101}	190.856 {477}	370.152 { 91}	292.402 {115}	206.200 {163}	339.198 { 99}
Units	ppm	ppm	ppm	ppm	ppm	ppm	ppm	ppm	ppm
Avg	**-.00131**	W **13.231**	**-.00400**	**.00067**	**-.00520**	**.09129**	**.00131**	**.00309**	**.00067**
Stddev	.00167	.250	.00378	.00039	.00042	.02503	.00006	.00036	.00135
%RSD	127.81	1.8891	94.707	57.885	8.1062	27.421	4.3608	11.632	201.69
#1	-.00013	13.054	-.00667	.00095	-.00550	.07359	.00135	.00334	-.00029
#2	-.00249	13.408	-.00132	.00040	-.00490	.10899	.00127	.00284	.00163
Check ?	Chk Pass	Chk Warn	Chk Pass	Chk Pass	Chk Pass	Chk Pass	Chk Pass	Chk Pass	Chk Pass
High Limit		5.0000							
Low Limit		-.01000							

Int. Std.	Y_2243	Y_3600	Y_3774
Line	224.306 {450}	360.073 { 94}	377.433 { 89}
Units	Cts/S	Cts/S	Cts/S
Avg	**2501.7**	**39243.**	**2319.4**
Stddev	8.1	166.	31.9
%RSD	.32215	.42190	1.3761
#1	2496.0	39126.	2341.9
#2	2507.4	39360.	2296.8

Sample Name: 280-83043-A-2-A Acquired: 5/18/2016 22:17:46 Type: Unk
Method: 6500_025(v6) Mode: CONC Corr. Factor: 1.000000
User: CRHOADES Prep Date: Custom ID2: Custom ID3:
Comment: 325228 6010B (As)

Elem	Ag3280	Al1670	As1890	B_2089	Ba4554	Be3130	Bi2230	Ca3179	Cd2288
Line	328.068 {103}	167.079 {502}	189.042 {478}	208.959 {461}	455.403 { 74}	313.042 {108}	223.061 {451}	317.933 {106}	228.802 {447}
Units	ppm	ppm	ppm	ppm	ppm	ppm	ppm	ppm	ppm
Avg	**-.00029**	**-.00019**	**-.00357**	**.02190**	**.01571**	**.00015**	**.00478**	**83.512**	**-.00006**
Stddev	.00021	.00012	.01020	.00302	.00038	.00021	.00431	.793	.00029
%RSD	71.913	64.820	285.89	13.797	2.3885	137.66	90.220	.94996	459.22
#1	-.00044	-.00028	.00364	.01977	.01545	.00000	.00783	84.073	.00014
#2	-.00014	-.00010	-.01078	.02404	.01598	.00030	.00173	82.951	-.00027
Check ?	Chk Pass	Chk Pass	Chk Pass	Chk Pass	Chk Pass	Chk Pass	Chk Pass	Chk Pass	Chk Pass
High Limit									
Low Limit									

Elem	Co2286	Cr2055	Cu3247	Fe2599	K_7664	Li6707	Mg2790	Mn2576	Mo2020
Line	228.616 {447}	205.560 {464}	324.754 {104}	259.940 {130}	766.490 { 44}	670.784 { 50}	279.079 {121}2	257.610 {131}	202.030 {467}
Units	ppm	ppm	ppm	ppm	ppm	ppm	ppm	ppm	ppm
Avg	**-.00013**	**.00025**	**-.00033**	**.18686**	**3.3971**	**.00620**	**9.0114**	**.39713**	**-.00018**
Stddev	.00008	.00039	.00074	.00354	.0157	.00304	.0013	.00014	.00030
%RSD	64.447	153.33	228.92	1.8931	.46056	48.965	.01387	.03528	168.14
#1	-.00007	-.00002	-.00085	.18936	3.4081	.00835	9.0106	.39703	-.00039
#2	-.00019	.00053	.00020	.18436	3.3860	.00405	9.0123	.39723	.00003
Check ?	Chk Pass	Chk Pass	Chk Pass	Chk Pass	Chk Pass	Chk Pass	Chk Pass	Chk Pass	Chk Pass
High Limit									
Low Limit									

Elem	Na8183	Ni2316	P_1782	Pb2203	S_1820	Sb2068	Se1960	Si2881	SiO2
Line	818.326 { 41}	231.604 {446}	178.284 {489}	220.353 {453}	182.034 {485}	206.833 {463}	196.090 {472}	288.158 {117}	288.158 {117}2
Units	ppm	ppm	ppm	ppm	ppm	ppm	ppm	ppm	ppm
Avg	**90.405**	**.00047**	**.00169**	**.00032**	**79.035**	**.00373**	**.01179**	**6.7416**	**14.427**
Stddev	.815	.00005	.00015	.00120	8.346	.00355	.00245	.0490	.105
%RSD	.90191	11.395	8.8891	376.03	10.560	95.118	20.818	.72606	.72606
#1	90.982	.00050	.00158	-.00053	73.134	.00122	.01352	6.7070	14.353
#2	89.829	.00043	.00179	.00116	84.936	.00624	.01005	6.7762	14.501
Check ?	Chk Pass	Chk Pass	Chk Pass	Chk Pass	Chk Pass	Chk Pass	Chk Pass	Chk Pass	Chk Pass
High Limit									
Low Limit									

Elem	Sn1899	Sr4077	Th2837	Ti3349	Tl1908	U_3701	V_2924	Zn2062	Zr3391
Line	189.989 {477}	407.771 { 83}	283.730 {119}	334.904 {101}	190.856 {477}	370.152 { 91}	292.402 {115}	206.200 {163}	339.198 { 99}
Units	ppm	ppm	ppm	ppm	ppm	ppm	ppm	ppm	ppm
Avg	**-.00102**	**1.5759**	**-.00032**	**-.00046**	**-.00053**	**-.04493**	**.00039**	**.00076**	**.00133**
Stddev	.00178	.0172	.00061	.00010	.00007	.02710	.00069	.00030	.00341
%RSD	174.92	1.0893	194.85	21.357	12.444	60.308	179.44	38.740	255.39
#1	-.00227	1.5881	.00012	-.00053	-.00048	-.06409	-.00010	.00097	.00374
#2	.00024	1.5638	-.00075	-.00039	-.00057	-.02577	.00088	.00055	-.00107
Check ?	Chk Pass	Chk Pass	Chk Pass	Chk Pass	Chk Pass	Chk Pass	Chk Pass	Chk Pass	Chk Pass
High Limit									
Low Limit									

Int. Std.	Y_2243	Y_3600	Y_3774
Line	224.306 {450}	360.073 { 94}	377.433 { 89}
Units	Cts/S	Cts/S	Cts/S
Avg	**2827.3**	**41426.**	**2336.5**
Stddev	303.9	548.	26.0
%RSD	10.747	1.3234	1.1132
#1	3042.1	41039.	2318.1
#2	2612.4	41814.	2354.9

Sample Name: CCVH-3894253 Acquired: 5/18/2016 22:20:26 Type: QC
Method: 6500_025(v6) Mode: CONC Corr. Factor: 1.000000
User: CRHOADES Prep Date: Custom ID2: Custom ID3:
Comment:

Elem	Ag3280	Al3092	As1890	B_2089	Ba4554	Be3130	Bi2230	Ca3179	Cd2288	Co2286	Cr2055
Units	ppm	ppm	ppm	ppm	ppm	ppm	ppm	ppm	ppm	ppm	ppm
Avg	**.00452**	**51.109**	**.01358**	**.00480**	**.00442**	**.00503**	W **1.0694**	**.07144**	**.00486**	**.00414**	**.00543**
Stddev	.00017	1.156	.00689	.00079	.00010	.00068	.0245	.00372	.00010	.00044	.00006
%RSD	3.8001	2.2623	50.743	16.392	2.2809	13.442	2.2925	5.2022	2.0563	10.702	1.1581
#1	.00464	50.292	.01845	.00536	.00435	.00455	1.0868	.06882	.00493	.00445	.00538
#2	.00440	51.927	.00871	.00425	.00450	.00551	1.0521	.07407	.00479	.00382	.00547
Check ?	None	Chk Pass	None	None	None	None	Chk Warn	None	None	None	None
Value							1.0000				
Range							5.0000%				

Elem	Cu3247	Fe2714	K_7664	Li6707	Mg2790	Mn2576	Mo2020	Na8183	Ni2316	P_1782	Pb2203
Units	ppm	ppm	ppm	ppm	ppm	ppm	ppm	ppm	ppm	ppm	ppm
Avg	**.00458**	**48.250**	**.71179**	**.00672**	**.21001**	**.00447**	**.00341**	**249.89**	**.00568**	**.01120**	**.00922**
Stddev	.00004	1.247	.08008	.00317	.00038	.00009	.00038	4.40	.00040	.00091	.00094
%RSD	.88163	2.5848	11.250	47.158	.18256	1.9073	11.225	1.7626	7.0236	8.1269	10.142
#1	.00455	47.368	.65517	.00448	.20974	.00453	.00314	246.77	.00540	.01056	.00989
#2	.00460	49.132	.76841	.00896	.21029	.00441	.00368	253.00	.00596	.01185	.00856
Check ?	None	Chk Pass	None	None	None	None	None	Chk Pass	None	None	None
Value											
Range											

Elem	S_1820	Sb2068	Se1960	Si2881	SiO2	Sn1899	Sr4077	Th2837	Ti3349	Tl1908	U_3701
Units	ppm	ppm	ppm	ppm	ppm	ppm	ppm	ppm	ppm	ppm	ppm
Avg	**5.2325**	**-.00082**	**.01679**	**.04208**	**.09005**	**.01072**	**.00629**	W **4.5270**	**.01082**	**.00092**	**10.391**
Stddev	.0117	.00106	.00548	.04251	.09096	.00018	.00022	.0085	.00061	.00187	.088
%RSD	.22409	129.95	32.652	101.02	101.02	1.7206	3.5072	.18847	5.6177	202.12	.85029
#1	5.2408	-.00157	.01291	.07213	.15437	.01059	.00613	4.5331	.01039	-.00040	10.328
#2	5.2242	-.00007	.02066	.01202	.02573	.01085	.00644	4.5210	.01125	.00224	10.453
Check ?	Chk Pass	None	None	None	None	None	None	Chk Warn	None	None	Chk Pass
Value								5.0000			
Range								-5.0000%			

Elem	V_2924	Zn2062	Zr3391
Units	ppm	ppm	ppm
Avg	**.01357**	**.00577**	**.05433**
Stddev	.00071	.00082	.00075
%RSD	5.2094	14.166	1.3726
#1	.01307	.00519	.05381
#2	.01408	.00635	.05486
Check ?	None	None	None
Value			
Range			

Int. Std.	Y_2243	Y_3600	Y_3774
Units	Cts/S	Cts/S	Cts/S
Avg	**2624.4**	**40143.**	**2212.9**
Stddev	10.4	893.	61.5
%RSD	.39471	2.2238	2.7802
#1	2631.7	39512.	2256.4
#2	2617.1	40774.	2169.4

Sample Name: CCV-3894251 Acquired: 5/18/2016 22:23:03 Type: QC
Method: 6500_025(v6) Mode: CONC Corr. Factor: 1.000000
User: CRHOADES Prep Date: Custom ID2: Custom ID3:
Comment:

Elem	Ag3280	Al1670	As1890	B_2089	Ba4554	Be3130	Bi2230	Ca3179	Cd2288	Co2286	Cr2055	Cu3247	Fe2599	K_7664
Units	ppm	ppm	ppm	ppm	ppm	ppm	ppm	ppm	ppm	ppm	ppm	ppm	ppm	ppm
Avg	**.48968**	**.54930**	**1.0427**	**.49045**	**.51336**	**.46121**	**.00162**	**4.9759**	**.49419**	**.50057**	**.50823**	**.52122**	**2.3627**	**49.093**
Stddev	.00177	.01142	.0242	.01211	.00232	.00178	.00227	.0180	.00015	.01214	.01296	.00045	.0077	.179
%RSD	.36149	2.0793	2.3160	2.4694	.45178	.38505	140.14	.36130	.03047	2.4250	2.5499	.08680	.32454	.36504
#1	.48843	.55737	1.0597	.49901	.51500	.45995	.00001	4.9632	.49430	.50915	.51739	.52090	2.3572	49.220
#2	.49094	.54122	1.0256	.48188	.51172	.46246	.00322	4.9886	.49408	.49198	.49906	.52154	2.3681	48.967
Check ?	Chk Pass	Chk Pass	Chk Pass	Chk Pass	Chk Pass	Chk Pass	None	Chk Pass	Chk Pass	Chk Pass	Chk Pass	Chk Pass	Chk Pass	Chk Pass
Value														
Range														

Elem	Li6707	Mg2790	Mn2576	Mo2020	Na5895	Ni2316	P_1782	Pb2203	S_1820	Sb2068	Se1960	Si2881	SiO2	Sn1899
Units	ppm	ppm	ppm	ppm	ppm	ppm	ppm	ppm	ppm	ppm	ppm	ppm	ppm	ppm
Avg	**.96895**	**18.940**	**.46198**	**.51344**	**5.1428**	**.49036**	**.97791**	**1.0161**	**.12930**	**1.0003**	**1.0799**	**4.7841**	**10.238**	**1.0319**
Stddev	.01102	.070	.00142	.01333	.0136	.01285	.02700	.0288	.00195	.0298	.0333	.1178	.252	.0307
%RSD	1.1371	.37156	.30783	2.5971	.26486	2.6211	2.7610	2.8318	1.5098	2.9785	3.0824	2.4629	2.4629	2.9767
#1	.96116	18.891	.46097	.52287	5.1332	.49945	.99700	1.0365	.12792	1.0214	1.1035	4.7007	10.060	1.0537
#2	.97674	18.990	.46298	.50401	5.1524	.48127	.95882	.99578	.13068	.97926	1.0564	4.8674	10.416	1.0102
Check ?	Chk Pass	Chk Pass	Chk Pass	Chk Pass	Chk Pass	Chk Pass	Chk Pass	Chk Pass	None	Chk Pass	Chk Pass	Chk Pass	Chk Pass	Chk Pass
Value														
Range														

Elem	Sr4077	Th2837	Ti3349	Tl1908	U_3701	V_2924	Zn2062	Zr3391
Units	ppm	ppm	ppm	ppm	ppm	ppm	ppm	ppm
Avg	**.47171**	**.00025**	**.45692**	**1.0712**	**.04982**	**.48204**	**.45803**	**.50641**
Stddev	.00064	.00015	.00237	.0419	.01485	.00108	.00043	.01378
%RSD	.13496	59.452	.51805	3.9123	29.798	.22335	.09363	2.7215
#1	.47126	.00035	.45525	1.1008	.06032	.48128	.45834	.49666
#2	.47216	.00014	.45860	1.0415	.03933	.48280	.45773	.51616
Check ?	Chk Pass	None	Chk Pass	Chk Pass	None	Chk Pass	Chk Pass	Chk Pass
Value								
Range								

Int. Std.	Y_2243	Y_3600	Y_3774
Units	Cts/S	Cts/S	Cts/S
Avg	**2625.5**	**40233.**	**2123.5**
Stddev	57.5	164.	13.5
%RSD	2.1889	.40732	.63655
#1	2584.8	40349.	2113.9
#2	2666.1	40118.	2133.1

Sample Name: CCB Acquired: 5/18/2016 22:25:36 Type: QC
Method: 6500_025(v6) Mode: CONC Corr. Factor: 1.000000
User: CRHOADES Prep Date: Custom ID2: Custom ID3:
Comment:

Elem	Ag3280	Al1670	As1890	B_2089	Ba4554	Be3130	Bi2230	Ca3179	Cd2288	Co2286	Cr2055
Units	ppm	ppm	ppm	ppm	ppm	ppm	ppm	ppm	ppm	ppm	ppm
Avg	**-.00075**	**-.00030**	**-.00059**	**.00044**	**-.00031**	**.00026**	**.00206**	**-.02919**	**-.00022**	**.00004**	**-.00012**
Stddev	.00057	.00026	.00453	.00068	.00008	.00036	.00130	.00213	.00043	.00006	.00018
%RSD	75.429	87.947	765.22	156.28	27.310	142.03	63.199	7.2882	195.58	150.37	154.21
#1	-.00035	-.00048	-.00380	-.00005	-.00025	.00051	.00298	-.03069	.00008	.00009	.00001
#2	-.00115	-.00011	.00261	.00092	-.00037	.00000	.00114	-.02768	-.00053	.00000	-.00024
Check ?	Chk Pass	Chk Pass	Chk Pass	Chk Pass	Chk Pass	Chk Pass	Chk Pass	Chk Pass	Chk Pass	Chk Pass	Chk Pass
High Limit											
Low Limit											

Elem	Cu3247	Fe2599	K_7664	Li6707	Mg2790	Mn2576	Mo2020	Na5895	Ni2316	P_1782	Pb2203
Units	ppm	ppm	ppm	ppm	ppm	ppm	ppm	ppm	ppm	ppm	ppm
Avg	**-.00166**	**.01494**	**.09930**	**.00051**	**.00399**	**.00013**	**.00188**	**.20942**	**-.00005**	**.01445**	**.00148**
Stddev	.00041	.00281	.03841	.00075	.00103	.00011	.00054	.01892	.00025	.00131	.00064
%RSD	24.519	18.806	38.682	147.37	25.896	89.892	28.914	9.0327	540.15	9.0408	43.057
#1	-.00194	.01295	.12646	.00104	.00472	.00021	.00150	.19604	-.00022	.01352	.00103
#2	-.00137	.01693	.07214	-.00002	.00326	.00005	.00227	.22279	.00013	.01537	.00193
Check ?	Chk Pass	Chk Pass	Chk Pass	Chk Pass	Chk Pass	Chk Pass	Chk Pass	Chk Pass	Chk Pass	Chk Pass	Chk Pass
High Limit											
Low Limit											

Elem	S_1820	Sb2068	Se1960	Si2881	SiO2	Sn1899	Sr4077	Th2837	Ti3349	Tl1908	U_3701
Units	ppm	ppm	ppm	ppm	ppm	ppm	ppm	ppm	ppm	ppm	ppm
Avg	F **.10021**	W **.00282**	**.00484**	**.01897**	**.04060**	**.00102**	**.00013**	**-.00020**	**-.00020**	**.00348**	**-.02293**
Stddev	.00716	.00620	.00219	.01618	.03463	.00134	.00014	.00231	.00002	.00268	.01201
%RSD	7.1413	219.54	45.263	85.295	85.295	131.49	108.99	1155.2	8.5212	77.139	52.349
#1	.10528	.00721	.00329	.03041	.06508	.00197	.00003	-.00183	-.00021	.00538	-.01444
#2	.09515	-.00156	.00639	.00753	.01611	.00007	.00023	.00143	-.00019	.00158	-.03142
Check ?	Chk Fail	Chk Warn	Chk Pass	Chk Pass	Chk Pass	Chk Pass	Chk Pass	Chk Pass	Chk Pass	Chk Pass	Chk Pass
High Limit	.10000	.00100									
Low Limit	-.20000	-.00100									

Elem	V_2924	Zn2062	Zr3391
Units	ppm	ppm	ppm
Avg	**.00123**	**-.00023**	**.00033**
Stddev	.00021	.00066	.00016
%RSD	17.028	287.16	48.049
#1	.00138	-.00070	.00045
#2	.00108	.00024	.00022
Check ?	Chk Pass	Chk Pass	Chk Pass
High Limit			
Low Limit			

Int. Std.	Y_2243	Y_3600	Y_3774
Units	Cts/S	Cts/S	Cts/S
Avg	**2615.4**	**40443.**	**2192.6**
Stddev	34.8	661.	.5
%RSD	1.3287	1.6356	.02217
#1	2640.0	39976.	2192.9
#2	2590.8	40911.	2192.2

Sample Name: CCVL-3897520 Acquired: 5/18/2016 22:27:59 Type: QC
Method: 6500_025(v6) Mode: CONC Corr. Factor: 1.000000
User: CRHOADES Prep Date: Custom ID2: Custom ID3:
Comment:

Elem	Ag3280	Al1670	As1890	B_2089	Ba4554	Be3130	Bi2230	Ca3179	Cd2288	Co2286	Cr2055	Cu3247
Units	ppm	ppm	ppm	ppm	ppm	ppm	ppm	ppm	ppm	ppm	ppm	ppm
Avg	**.00898**	**.10985**	F **.00703**	**.09240**	**.00961**	**.00097**	**.11663**	**.18583**	**.00484**	**.00968**	**.01025**	**.01445**
Stddev	.00002	.00124	.00403	.00011	.00016	.00008	.00028	.00384	.00003	.00050	.00003	.00030
%RSD	.17060	1.1255	57.267	.12290	1.6958	8.6306	.23786	2.0639	.56806	5.1723	.31807	2.0570
#1	.00899	.11073	.00418	.09232	.00973	.00091	.11643	.18854	.00486	.00933	.01023	.01466
#2	.00896	.10898	.00988	.09248	.00950	.00103	.11682	.18311	.00482	.01004	.01028	.01424
Check ?	Chk Pass	Chk Pass	Chk Fail	Chk Pass	Chk Pass	Chk Pass	Chk Pass	Chk Pass	Chk Pass	Chk Pass	Chk Pass	Chk Pass
Value			.01500									
Range			-30.000%									

Elem	Fe2599	K_7664	Li6707	Mg2790	Mn2576	Mo2020	Na5895	Ni2316	P_1782	Pb2203	S_1820	Sb2068
Units	ppm	ppm	ppm	ppm	ppm	ppm	ppm	ppm	ppm	ppm	ppm	ppm
Avg	**.09789**	**3.1248**	**.00976**	**.19322**	**.00960**	**.01968**	**1.2359**	**.03912**	**2.7650**	**.00942**	**.09664**	**.02334**
Stddev	.00482	.0876	.00136	.00616	.00019	.00024	.0092	.00086	.0061	.00076	.00409	.00005
%RSD	4.9273	2.8034	13.921	3.1886	2.0285	1.2199	.74474	2.1894	.22132	8.0310	4.2288	.20883
#1	.10130	3.0629	.00880	.18886	.00973	.01951	1.2294	.03972	2.7693	.00996	.09375	.02337
#2	.09447	3.1867	.01072	.19758	.00946	.01985	1.2424	.03851	2.7607	.00889	.09953	.02330
Check ?	Chk Pass	Chk Pass	Chk Pass	Chk Pass	Chk Pass	Chk Pass	Chk Pass	Chk Pass	Chk Pass	Chk Pass	None	Chk Pass
Value												
Range												

Elem	Se1960	Si2881	SiO2	Sn1899	Sr4077	Th2837	Ti3349	Tl1908	U_3701	V_2924	Zn2062	Zr3391
Units	ppm	ppm	ppm	ppm	ppm	ppm	ppm	ppm	ppm	ppm	ppm	ppm
Avg	F **.02615**	**.47653**	**1.0198**	**.10145**	**.00987**	**.01541**	**.00879**	**.01365**	F **.03745**	**.00998**	**.01851**	**.01503**
Stddev	.00201	.05566	.1191	.00329	.00002	.00066	.00026	.00152	.00028	.00042	.00043	.00206
%RSD	7.6955	11.681	11.681	3.2445	.24751	4.3141	2.9470	11.165	.73671	4.1780	2.3480	13.724
#1	.02473	.43717	.93554	.09912	.00985	.01588	.00897	.01473	.03764	.01027	.01882	.01649
#2	.02758	.51589	1.1040	.10378	.00988	.01494	.00861	.01258	.03725	.00968	.01820	.01357
Check ?	Chk Fail	Chk Pass	Chk Pass	Chk Pass	Chk Pass	Chk Pass	Chk Pass	Chk Pass	Chk Fail	Chk Pass	Chk Pass	Chk Pass
Value	.01500								.06000			
Range	30.000%								-30.000%			

Int. Std.	Y_2243	Y_3600	Y_3774
Units	Cts/S	Cts/S	Cts/S
Avg	**2654.3**	**40233.**	**2177.9**
Stddev	8.2	202.	51.1
%RSD	.30901	.50267	2.3482
#1	2648.5	40376.	2214.0
#2	2660.1	40090.	2141.7

Sample Name: MB 280-325217/1-A Acquired: 5/18/2016 22:30:40 Type: Unk
Method: 6500_025(v6) Mode: CONC Corr. Factor: 1.000000
User: CRHOADES Prep Date: 5/16 Custom ID2: Custom ID3:
Comment: 325217 6010B

Elem	Ag3280	Al1670	As1890	B_2089	Ba4554	Be3130	Bi2230	Ca3179	Cd2288
Line	328.068 {103}	167.079 {502}	189.042 {478}	208.959 {461}	455.403 { 74}	313.042 {108}	223.061 {451}	317.933 {106}	228.802 {447}
Units	ppm	ppm	ppm	ppm	ppm	ppm	ppm	ppm	ppm
Avg	**-.00033**	**.01132**	**-.00373**	**-.00069**	**-.00072**	**.00016**	**-.00159**	**.00040**	**-.00027**
Stddev	.00047	.00064	.00090	.00044	.00033	.00005	.00253	.00764	.00015
%RSD	140.63	5.6389	24.147	64.177	45.772	28.488	159.57	1899.7	54.110
#1	.00000	.01177	-.00309	-.00101	-.00048	.00020	-.00337	.00581	-.00038
#2	-.00066	.01086	-.00436	-.00038	-.00095	.00013	.00020	-.00500	-.00017
Check ?	Chk Pass	Chk Pass	Chk Pass	Chk Pass	Chk Pass	Chk Pass	Chk Pass	Chk Pass	Chk Pass
High Limit									
Low Limit									

Elem	Co2286	Cr2055	Cu3247	Fe2599	K_7664	Li6707	Mg2790	Mn2576	Mo2020
Line	228.616 {447}	205.560 {464}	324.754 {104}	259.940 {130}	766.490 { 44}	670.784 { 50}	279.079 {121}2	257.610 {131}	202.030 {467}
Units	ppm	ppm	ppm	ppm	ppm	ppm	ppm	ppm	ppm
Avg	**-.00007**	**.00001**	**-.00007**	F **1.6044**	**-.00048**	**.00100**	**.00421**	W **.00543**	**-.00017**
Stddev	.00029	.00021	.00049	.0060	.05246	.00423	.00127	.00001	.00018
%RSD	407.70	2046.9	673.92	.37472	10820.	423.77	30.125	.20386	103.98
#1	-.00028	-.00014	-.00042	1.6086	.03661	-.00199	.00332	.00543	-.00030
#2	.00013	.00016	.00027	1.6001	-.03758	.00399	.00511	.00544	-.00005
Check ?	Chk Pass	Chk Pass	Chk Pass	Chk Fail	Chk Pass	Chk Pass	Chk Pass	Chk Warn	Chk Pass
High Limit				.10000				.00500	
Low Limit				-.10000				-.00500	

Elem	Na5895	Ni2316	P_1782	Pb2203	S_1820	Sb2068	Se1960	Si2881	SiO2
Line	589.592 { 57}	231.604 {446}	178.284 {489}	220.353 {453}	182.034 {485}	206.833 {463}	196.090 {472}	288.158 {117}	288.158 {117}2
Units	ppm	ppm	ppm	ppm	ppm	ppm	ppm	ppm	ppm
Avg	**.23069**	**-.00030**	**.00094**	**-.00029**	F **.10543**	**.00197**	W **.00919**	**.04544**	**.09725**
Stddev	.00916	.00004	.00150	.00141	.00352	.00273	.00526	.01003	.02146
%RSD	3.9712	13.002	159.97	492.21	3.3398	138.54	57.294	22.066	22.066
#1	.22422	-.00033	.00200	-.00129	.10294	.00004	.00547	.05253	.11242
#2	.23717	-.00027	-.00012	.00071	.10792	.00390	.01291	.03835	.08207
Check ?	Chk Pass	Chk Pass	Chk Pass	Chk Pass	Chk Fail	Chk Pass	Chk Warn	Chk Pass	None
High Limit					.10000		.00750		
Low Limit					-.10000		-.00750		

Elem	Sn1899	Sr4077	Th2837	Ti3349	Tl1908	U_3701	V_2924	Zn2062	Zr3391
Line	189.989 {477}	407.771 { 83}	283.730 {119}	334.904 {101}	190.856 {477}	370.152 { 91}	292.402 {115}	206.200 {163}	339.198 { 99}
Units	ppm	ppm	ppm	ppm	ppm	ppm	ppm	ppm	ppm
Avg	**.00131**	**.00018**	**.00332**	**-.00022**	**-.00095**	**-.02467**	**.00042**	**.00160**	**.00244**
Stddev	.00001	.00010	.00147	.00007	.00136	.02748	.00033	.00027	.00468
%RSD	.81360	58.478	44.139	32.404	143.17	111.37	78.437	16.658	191.69
#1	.00132	.00025	.00228	-.00027	.00001	-.04410	.00065	.00179	.00575
#2	.00130	.00010	.00436	-.00017	-.00191	-.00524	.00019	.00141	-.00087
Check ?	Chk Pass	Chk Pass	Chk Pass	Chk Pass	Chk Pass	Chk Pass	Chk Pass	Chk Pass	Chk Pass
High Limit									
Low Limit									

Int. Std.	Y_2243	Y_3600	Y_3774
Line	224.306 {450}	360.073 { 94}	377.433 { 89}
Units	Cts/S	Cts/S	Cts/S
Avg	**2644.8**	**41769.**	**2159.0**
Stddev	4.5	68.	15.6
%RSD	.17036	.16250	.72167
#1	2641.7	41817.	2170.0
#2	2648.0	41721.	2148.0

Sample Name: LCS 280-325217/2-A Acquired: 5/18/2016 22:33:22 Type: Unk
Method: 6500_025(v6) Mode: CONC Corr. Factor: 1.000000
User: CRHOADES Prep Date: Custom ID2: Custom ID3:
Comment: 325217 6010B

Elem	Ag3280	Al1670	Al3092	As1890	B_2089	Ba4554	Be3130	Bi2230	Ca3179
Line	328.068 {103}	167.079 {502}	309.271 {109}	189.042 {478}	208.959 {461}	455.403 { 74}	313.042 {108}	223.061 {451}	317.933 {106}
Units	ppm	ppm	ppm	ppm	ppm	ppm	ppm	ppm	ppm
Avg	**.05073**	**2.1714**	F **2.3886**	**1.0922**	**1.0141**	**2.1252**	**.04882**	**2.2469**	**50.860**
Stddev	.00040	.0530	.0105	.0251	.0295	.0289	.00018	.0562	.678
%RSD	.78270	2.4420	.44081	2.2946	2.9062	1.3605	.37739	2.4999	1.3321
#1	.05101	2.1339	2.3960	1.0745	.99330	2.1457	.04868	2.2071	51.339
#2	.05045	2.2089	2.3811	1.1099	1.0350	2.1048	.04895	2.2866	50.380
Check ?	Chk Pass	Chk Pass	Chk Fail	Chk Pass	Chk Pass	Chk Pass	Chk Pass	None	Chk Pass
High Limit			2.2250						
Low Limit			1.7300						

Elem	Cd2288	Co2286	Cr2055	Cu3247	Fe2599	K_7664	Li6707	Mg2790	Mn2576
Line	228.802 {447}	228.616 {447}	205.560 {464}	324.754 {104}	259.940 {130}	766.490 { 44}	670.784 { 50}	279.079 {121}2	257.610 {131}
Units	ppm	ppm	ppm	ppm	ppm	ppm	ppm	ppm	ppm
Avg	**.10092**	**.49417**	**.20523**	**.26755**	**1.0105**	**51.024**	**.99944**	**48.999**	**.47165**
Stddev	.00281	.01413	.00583	.00023	.0030	.770	.00236	.074	.00067
%RSD	2.7861	2.8595	2.8406	.08436	.29531	1.5100	.23628	.15065	.14250
#1	.09893	.48418	.20111	.26739	1.0084	51.568	.99777	48.947	.47118
#2	.10291	.50417	.20935	.26771	1.0127	50.479	1.0011	49.051	.47213
Check ?	Chk Pass	Chk Pass	Chk Pass	Chk Pass	Chk Pass	Chk Pass	Chk Pass	Chk Pass	Chk Pass
High Limit									
Low Limit									

Elem	Mo2020	Na8183	Ni2316	P_1782	Pb2203	S_1820	Sb2068	Se1960	Si2881
Line	202.030 {467}	818.326 { 41}	231.604 {446}	178.284 {489}	220.353 {453}	182.034 {485}	206.833 {463}	196.090 {472}	288.158 {117}
Units	ppm	ppm	ppm	ppm	ppm	ppm	ppm	ppm	ppm
Avg	**1.0836**	**55.331**	**.48723**	**10.199**	**.51277**	**2.2182**	**.52907**	F **2.2462**	**9.9100**
Stddev	.0279	.141	.01377	.274	.01003	.0619	.01601	.0421	.0183
%RSD	2.5736	.25556	2.8266	2.6862	1.9559	2.7911	3.0264	1.8734	.18442
#1	1.0639	55.231	.47749	10.005	.50568	2.1744	.51775	2.2165	9.9230
#2	1.1033	55.431	.49697	10.393	.51986	2.2620	.54039	2.2760	9.8971
Check ?	Chk Pass	Chk Pass	Chk Pass	Chk Pass	Chk Pass	None	Chk Pass	Chk Fail	Chk Pass
High Limit								2.2400	
Low Limit								1.7000	

Elem	SiO2	Sn1899	Sr4077	Th2837	Ti3349	Tl1908	U_3701	V_2924	Zn2062
Line	288.158 {117}2	189.989 {477}	407.771 { 83}	283.730 {119}	334.904 {101}	190.856 {477}	370.152 { 91}	292.402 {115}	206.200 {163}
Units	ppm	ppm	ppm	ppm	ppm	ppm	ppm	ppm	ppm
Avg	**21.207**	**2.1055**	**.97064**	**.96873**	**.95091**	**1.9982**	**2.1509**	**.49123**	**.46494**
Stddev	.039	.0418	.01567	.00197	.00133	.0135	.0595	.00033	.00266
%RSD	.18442	1.9864	1.6142	.20335	.13945	.67437	2.7683	.06646	.57202
#1	21.235	2.0759	.98172	.97012	.94997	2.0077	2.1930	.49146	.46306
#2	21.180	2.1351	.95956	.96734	.95185	1.9887	2.1088	.49100	.46683
Check ?	None	Chk Pass	Chk Pass	Chk Pass	Chk Pass	Chk Pass	Chk Pass	Chk Pass	Chk Pass
High Limit									
Low Limit									

Elem	Zr3391
Line	339.198 { 99}
Units	ppm
Avg	**.54458**
Stddev	.00702
%RSD	1.2889
#1	.54955
#2	.53962
Check ?	Chk Pass
High Limit	
Low Limit	

Sample Name: LCS 280-325217/2-A Acquired: 5/18/2016 22:33:22 Type: Unk
Method: 6500_025(v6) Mode: CONC Corr. Factor: 1.000000
User: CRHOADES Prep Date: Custom ID2: Custom ID3:
Comment: 325217 6010B

Int. Std.	Y_2243	Y_3600	Y_3774
Line	224.306 {450}	360.073 { 94}	377.433 { 89}
Units	Cts/S	Cts/S	Cts/S
Avg	**2598.7**	**40515.**	**2206.7**
Stddev	67.0	404.	25.5
%RSD	2.5769	.99762	1.1548
#1	2646.1	40800.	2188.7
#2	2551.3	40229.	2224.7

Sample Name: 280-83024-A-2-G Acquired: 5/18/2016 22:35:50 Type: Unk
Method: 6500_025(v6) Mode: CONC Corr. Factor: 1.000000
User: CRHOADES Prep Date: Custom ID2: Custom ID3:
Comment: 325217 6010B

Elem	Ag3280	Al1670	As1890	B_2089	Ba4554	Be3130	Bi2230	Ca3179	Cd2288
Line	328.068 {103}	167.079 {502}	189.042 {478}	208.959 {461}	455.403 { 74}	313.042 {108}	223.061 {451}	317.933 {106}	228.802 {447}
Units	ppm	ppm	ppm	ppm	ppm	ppm	ppm	ppm	ppm
Avg	**-.00095**	**.00945**	**.00572**	**.57918**	**.43025**	**.00010**	**.00009**	**163.76**	**.00035**
Stddev	.00158	.00087	.00051	.00354	.00067	.00008	.00734	.44	.00007
%RSD	166.06	9.1985	8.8472	.61176	.15486	77.016	7814.7	.26905	21.027
#1	-.00207	.00884	.00608	.58169	.43072	.00016	.00529	164.07	.00030
#2	.00017	.01007	.00536	.57668	.42978	.00005	-.00510	163.45	.00040
Check ?	Chk Pass	Chk Pass	Chk Pass	Chk Pass	Chk Pass	Chk Pass	Chk Pass	Chk Pass	Chk Pass
High Limit									
Low Limit									

Elem	Co2286	Cr2055	Cu3247	Fe2599	K_7664	Li6707	Mg2790	Mn2576	Mo2020
Line	228.616 {447}	205.560 {464}	324.754 {104}	259.940 {130}	766.490 { 44}	670.784 { 50}	279.079 {121}2	257.610 {131}	202.030 {467}
Units	ppm	ppm	ppm	ppm	ppm	ppm	ppm	ppm	ppm
Avg	**.00377**	**.00015**	**.00006**	**26.910**	**4.8768**	**.01256**	**30.450**	**2.3106**	**.00368**
Stddev	.00025	.00002	.00012	.620	.0217	.00068	.032	.0039	.00079
%RSD	6.6727	16.285	205.16	2.3022	.44566	5.3952	.10667	.16916	21.474
#1	.00359	.00013	-.00003	27.348	4.8615	.01304	30.473	2.3134	.00312
#2	.00394	.00016	.00014	26.472	4.8922	.01208	30.427	2.3079	.00424
Check ?	Chk Pass	Chk Pass	Chk Pass	Chk Pass	Chk Pass	Chk Pass	Chk Pass	Chk Pass	Chk Pass
High Limit									
Low Limit									

Elem	Na8183	Ni2316	P_1782	Pb2203	S_1820	Sb2068	Se1960	Si2881	SiO2
Line	818.326 { 41}	231.604 {446}	178.284 {489}	220.353 {453}	182.034 {485}	206.833 {463}	196.090 {472}	288.158 {117}	288.158 {117}2
Units	ppm	ppm	ppm	ppm	ppm	ppm	ppm	ppm	ppm
Avg	**67.780**	**.00496**	**.04638**	**.00099**	**1.7459**	**-.00069**	**.01100**	**9.9958**	**21.391**
Stddev	.850	.00035	.00592	.00301	.0221	.00342	.00629	.0526	.113
%RSD	1.2545	7.0456	12.756	302.98	1.2657	497.93	57.177	.52624	.52624
#1	68.381	.00521	.05057	-.00114	1.7615	.00173	.00655	10.033	21.471
#2	67.179	.00472	.04220	.00313	1.7303	-.00310	.01545	9.9586	21.311
Check ?	Chk Pass	Chk Pass	Chk Pass	Chk Pass	Chk Pass	Chk Pass	Chk Pass	Chk Pass	Chk Pass
High Limit									
Low Limit									

Elem	Sn1899	Sr4077	Th2837	Ti3349	Tl1908	U_3701	V_2924	Zn2062	Zr3391
Line	189.989 {477}	407.771 { 83}	283.730 {119}	334.904 {101}	190.856 {477}	370.152 { 91}	292.402 {115}	206.200 {163}	339.198 { 99}
Units	ppm	ppm	ppm	ppm	ppm	ppm	ppm	ppm	ppm
Avg	**.00143**	**.88756**	**.00020**	**.00024**	**.02126**	**-.02433**	**.00189**	**.04061**	**-.00096**
Stddev	.00086	.00418	.00084	.00062	.00189	.01684	.00001	.00017	.00312
%RSD	60.316	.47099	415.09	257.76	8.8810	69.228	.31661	.40769	324.87
#1	.00204	.89052	.00080	.00068	.01993	-.01242	.00189	.04049	-.00317
#2	.00082	.88461	-.00039	-.00020	.02260	-.03624	.00188	.04072	.00125
Check ?	Chk Pass	Chk Pass	Chk Pass	Chk Pass	Chk Pass	Chk Pass	Chk Pass	Chk Pass	Chk Pass
High Limit									
Low Limit									

Int. Std.	Y_2243	Y_3600	Y_3774
Line	224.306 {450}	360.073 { 94}	377.433 { 89}
Units	Cts/S	Cts/S	Cts/S
Avg	**2563.2**	**40106.**	**2272.4**
Stddev	.5	171.	6.6
%RSD	.01898	.42721	.29037
#1	2562.9	39985.	2267.7
#2	2563.6	40227.	2277.0

Sample Name: 280-83024-A-2-G SD@5 Acquired: 5/18/2016 22:38:28 Type: Unk
Method: 6500_025(v6) Mode: CONC Corr. Factor: 1.000000
User: CRHOADES Prep Date: Custom ID2: Custom ID3:
Comment: 325217 6010B

Elem	Ag3280	Al1670	As1890	B_2089	Ba4554	Be3130	Bi2230	Ca3179	Cd2288
Line	328.068 {103}	167.079 {502}	189.042 {478}	208.959 {461}	455.403 { 74}	313.042 {108}	223.061 {451}	317.933 {106}	228.802 {447}
Units	ppm	ppm	ppm	ppm	ppm	ppm	ppm	ppm	ppm
Avg	**-.00004**	**.00204**	**.00420**	**.11858**	**.08987**	**.00025**	**-.00095**	**34.488**	**-.00034**
Stddev	.00008	.00058	.00138	.00048	.00149	.00036	.00125	.449	.00001
%RSD	223.83	28.664	32.786	.40151	1.6578	141.08	132.07	1.3011	3.8094
#1	.00002	.00245	.00517	.11824	.09092	.00051	-.00006	34.805	-.00035
#2	-.00009	.00163	.00323	.11892	.08881	.00000	-.00183	34.171	-.00033
Check ?	Chk Pass	Chk Pass	Chk Pass	Chk Pass	Chk Pass	Chk Pass	Chk Pass	Chk Pass	Chk Pass
High Limit									
Low Limit									

Elem	Co2286	Cr2055	Cu3247	Fe2599	K_7664	Li6707	Mg2790	Mn2576	Mo2020
Line	228.616 {447}	205.560 {464}	324.754 {104}	259.940 {130}	766.490 { 44}	670.784 { 50}	279.079 {121}2	257.610 {131}	202.030 {467}
Units	ppm	ppm	ppm	ppm	ppm	ppm	ppm	ppm	ppm
Avg	**.00069**	**-.00006**	**-.00041**	**5.8481**	**1.0111**	**.00889**	**6.2501**	**.46935**	**.00018**
Stddev	.00042	.00004	.00047	.0214	.0490	.00205	.0067	.00005	.00036
%RSD	61.282	66.787	113.82	.36591	4.8453	23.083	.10734	.01083	198.33
#1	.00099	-.00003	-.00075	5.8330	1.0458	.01034	6.2454	.46932	-.00007
#2	.00039	-.00009	-.00008	5.8632	.97650	.00744	6.2549	.46939	.00044
Check ?	Chk Pass	Chk Pass	Chk Pass	Chk Pass	Chk Pass	Chk Pass	Chk Pass	Chk Pass	Chk Pass
High Limit									
Low Limit									

Elem	Na8183	Ni2316	P_1782	Pb2203	S_1820	Sb2068	Se1960	Si2881	SiO2
Line	818.326 { 41}	231.604 {446}	178.284 {489}	220.353 {453}	182.034 {485}	206.833 {463}	196.090 {472}	288.158 {117}	288.158 {117}2
Units	ppm	ppm	ppm	ppm	ppm	ppm	ppm	ppm	ppm
Avg	**15.225**	**.00081**	**.00891**	**.00158**	**.41110**	**.00436**	**-.00341**	**1.9867**	**4.2515**
Stddev	.245	.00024	.00415	.00012	.00966	.00297	.00646	.0274	.0586
%RSD	1.6114	29.437	46.571	7.4659	2.3489	67.957	189.46	1.3793	1.3793
#1	15.399	.00098	.01184	.00150	.41793	.00646	.00116	2.0061	4.2930
#2	15.052	.00064	.00597	.00167	.40427	.00227	-.00798	1.9673	4.2101
Check ?	Chk Pass	Chk Pass	Chk Pass	Chk Pass	Chk Pass	Chk Pass	Chk Pass	Chk Pass	Chk Pass
High Limit									
Low Limit									

Elem	Sn1899	Sr4077	Th2837	Ti3349	Tl1908	U_3701	V_2924	Zn2062	Zr3391
Line	189.989 {477}	407.771 { 83}	283.730 {119}	334.904 {101}	190.856 {477}	370.152 { 91}	292.402 {115}	206.200 {163}	339.198 { 99}
Units	ppm	ppm	ppm	ppm	ppm	ppm	ppm	ppm	ppm
Avg	**-.00010**	**.18839**	**.00095**	**.00002**	**.00253**	**.01972**	**.00107**	**.00854**	**-.00388**
Stddev	.00148	.00072	.00283	.00042	.00034	.04421	.00068	.00001	.00405
%RSD	1500.1	.38209	298.81	2616.0	13.357	224.19	63.227	.17523	104.31
#1	.00095	.18788	.00295	-.00028	.00277	-.01154	.00155	.00853	-.00675
#2	-.00115	.18889	-.00105	.00031	.00229	.05098	.00059	.00855	-.00102
Check ?	Chk Pass	Chk Pass	Chk Pass	Chk Pass	Chk Pass	Chk Pass	Chk Pass	Chk Pass	Chk Pass
High Limit									
Low Limit									

Int. Std.	Y_2243	Y_3600	Y_3774
Line	224.306 {450}	360.073 { 94}	377.433 { 89}
Units	Cts/S	Cts/S	Cts/S
Avg	**2529.7**	**40034.**	**2122.0**
Stddev	9.0	177.	35.1
%RSD	.35773	.44201	1.6526
#1	2536.1	39909.	2097.2
#2	2523.3	40159.	2146.7

Sample Name: 280-83024-A-2-H MS Acquired: 5/18/2016 22:41:08 Type: Unk
Method: 6500_025(v6) Mode: CONC Corr. Factor: 1.000000
User: CRHOADES Prep Date: Custom ID2: Custom ID3:
Comment: 325217 6010B

Elem	Ag3280	Al1670	Al3092	As1890	B_2089	Ba4554	Be3130	Bi2230	Ca3179
Line	328.068 {103}	167.079 {502}	309.271 {109}	189.042 {478}	208.959 {461}	455.403 { 74}	313.042 {108}	223.061 {451}	317.933 {106}
Units	ppm	ppm	ppm	ppm	ppm	ppm	ppm	ppm	ppm
Avg	**.05053**	**2.1002**	W **2.4845**	**1.0899**	**1.5488**	**2.4862**	**.04767**	F **2.2147**	**209.90**
Stddev	.00004	.0060	.0081	.0029	.0050	.0054	.00055	.0020	.10
%RSD	.08701	.28545	.32524	.26932	.32446	.21819	1.1566	.09137	.04532
#1	.05050	2.1045	2.4903	1.0920	1.5523	2.4823	.04728	2.2162	209.96
#2	.05056	2.0960	2.4788	1.0879	1.5452	2.4900	.04806	2.2133	209.83
Check ?	Chk Pass	Chk Pass	Chk Warn	Chk Pass	Chk Pass	Chk Pass	Chk Pass	Chk Fail	Chk Pass
High Limit			500.00					.10000	
Low Limit			3.2000					-.10000	

Elem	Cd2288	Co2286	Cr2055	Cu3247	Fe2599	K_7664	Li6707	Mg2790	Mn2576
Line	228.802 {447}	228.616 {447}	205.560 {464}	324.754 {104}	259.940 {130}	766.490 { 44}	670.784 { 50}	279.079 {121}2	257.610 {131}
Units	ppm	ppm	ppm	ppm	ppm	ppm	ppm	ppm	ppm
Avg	**.10013**	**.48807**	**.20320**	**.26621**	**27.598**	**54.272**	**1.0049**	**76.609**	**2.6958**
Stddev	.00001	.00038	.00003	.00086	.467	.061	.0077	.200	.0067
%RSD	.01057	.07751	.01697	.32372	1.6915	.11212	.76814	.26053	.24730
#1	.10014	.48833	.20317	.26561	27.928	54.315	.99944	76.468	2.6911
#2	.10012	.48780	.20322	.26682	27.268	54.229	1.0104	76.750	2.7005
Check ?	Chk Pass	Chk Pass	Chk Pass	Chk Pass	Chk Pass	Chk Pass	Chk Pass	Chk Pass	Chk Pass
High Limit									
Low Limit									

Elem	Mo2020	Na8183	Ni2316	P_1782	Pb2203	S_1820	Sb2068	Se1960	Si2881
Line	202.030 {467}	818.326 { 41}	231.604 {446}	178.284 {489}	220.353 {453}	182.034 {485}	206.833 {463}	196.090 {472}	288.158 {117}
Units	ppm	ppm	ppm	ppm	ppm	ppm	ppm	ppm	ppm
Avg	**1.0857**	**119.04**	**.48031**	W **10.290**	**.49559**	**3.7963**	**.52737**	**2.1400**	**19.478**
Stddev	.0001	.83	.00069	.004	.00107	.0153	.00301	.0147	.328
%RSD	.01154	.69998	.14264	.04140	.21677	.40219	.57059	.68835	1.6814
#1	1.0856	118.45	.47983	10.293	.49634	3.8071	.52524	2.1505	19.246
#2	1.0858	119.63	.48079	10.287	.49483	3.7855	.52950	2.1296	19.709
Check ?	Chk Pass	Chk Pass	Chk Pass	Chk Warn	Chk Pass	Chk Pass	Chk Pass	Chk Pass	Chk Pass
High Limit				2.0000					
Low Limit				-1.0000					

Elem	SiO2	Sn1899	Sr4077	Th2837	Ti3349	Tl1908	U_3701	V_2924	Zn2062
Line	288.158 {117}2	189.989 {477}	407.771 { 83}	283.730 {119}	334.904 {101}	190.856 {477}	370.152 { 91}	292.402 {115}	206.200 {163}
Units	ppm	ppm	ppm	ppm	ppm	ppm	ppm	ppm	ppm
Avg	**41.682**	W **2.0280**	**1.8235**	**.97307**	**.95785**	**1.9351**	**2.1690**	**.48981**	**.48263**
Stddev	.701	.0060	.0024	.00186	.00635	.0423	.0341	.00220	.00267
%RSD	1.6814	.29587	.13301	.19121	.66266	2.1886	1.5723	.44986	.55405
#1	41.187	2.0322	1.8217	.97176	.95337	1.9651	2.1931	.48825	.48074
#2	42.178	2.0237	1.8252	.97439	.96234	1.9052	2.1449	.49137	.48452
Check ?	Chk Pass	Chk Warn	Chk Pass	Chk Pass	Chk Pass	Chk Pass	Chk Pass	Chk Pass	Chk Pass
High Limit		2.0000							
Low Limit		-.05000							

Elem	Zr3391
Line	339.198 { 99}
Units	ppm
Avg	**.53818**
Stddev	.00856
%RSD	1.5900
#1	.53213
#2	.54423
Check ?	Chk Pass
High Limit	
Low Limit	

Sample Name: 280-83024-A-2-H MS Acquired: 5/18/2016 22:41:08 Type: Unk
Method: 6500_025(v6) Mode: CONC Corr. Factor: 1.000000
User: CRHOADES Prep Date: Custom ID2: Custom ID3:
Comment: 325217 6010B

Int. Std.	Y_2243	Y_3600	Y_3774
Line	224.306 {450}	360.073 { 94}	377.433 { 89}
Units	Cts/S	Cts/S	Cts/S
Avg	**2498.3**	**38643.**	**2192.8**
Stddev	10.9	331.	17.2
%RSD	.43792	.85769	.78213
#1	2506.0	38877.	2180.7
#2	2490.6	38408.	2205.0

Sample Name: 280-83024-A-2-I MSD Acquired: 5/18/2016 22:43:35 Type: Unk
Method: 6500_025(v6) Mode: CONC Corr. Factor: 1.000000
User: CRHOADES Prep Date: Custom ID2: Custom ID3:
Comment: 325217 6010B

Elem	Ag3280	Al1670	Al3092	As1890	B_2089	Ba4554	Be3130	Bi2230	Ca3179
Line	328.068 {103}	167.079 {502}	309.271 {109}	189.042 {478}	208.959 {461}	455.403 { 74}	313.042 {108}	223.061 {451}	317.933 {106}
Units	ppm	ppm	ppm	ppm	ppm	ppm	ppm	ppm	ppm
Avg	**.05059**	**2.1234**	W **2.5331**	**1.1127**	**1.5733**	**2.5548**	**.04874**	F **2.2356**	**215.94**
Stddev	.00006	.0276	.0451	.0052	.0096	.0718	.00079	.0061	6.31
%RSD	.11264	1.2993	1.7821	.47110	.60815	2.8123	1.6237	.27147	2.9205
#1	.05055	2.1039	2.5650	1.1164	1.5665	2.6056	.04930	2.2313	220.40
#2	.05063	2.1429	2.5012	1.1090	1.5800	2.5040	.04818	2.2399	211.48
Check ?	Chk Pass	Chk Pass	Chk Warn	Chk Pass	Chk Pass	Chk Pass	Chk Pass	Chk Fail	Chk Pass
High Limit			500.00					.10000	
Low Limit			3.2000					-.10000	

Elem	Cd2288	Co2286	Cr2055	Cu3247	Fe2599	K_7664	Li6707	Mg2790	Mn2576
Line	228.802 {447}	228.616 {447}	205.560 {464}	324.754 {104}	259.940 {130}	766.490 { 44}	670.784 { 50}	279.079 {121}2	257.610 {131}
Units	ppm	ppm	ppm	ppm	ppm	ppm	ppm	ppm	ppm
Avg	**.10159**	**.49102**	**.20438**	**.27276**	**27.906**	**56.028**	**1.0184**	**78.488**	**2.7332**
Stddev	.00070	.00485	.00173	.00146	.874	1.504	.0046	.187	.0039
%RSD	.69047	.98876	.84689	.53435	3.1321	2.6852	.44939	.23797	.14305
#1	.10109	.48758	.20316	.27173	28.524	57.092	1.0151	78.356	2.7304
#2	.10208	.49445	.20561	.27379	27.288	54.964	1.0216	78.620	2.7359
Check ?	Chk Pass	Chk Pass	Chk Pass	Chk Pass	Chk Pass	Chk Pass	Chk Pass	Chk Pass	Chk Pass
High Limit									
Low Limit									

Elem	Mo2020	Na8183	Ni2316	P_1782	Pb2203	S_1820	Sb2068	Se1960	Si2881
Line	202.030 {467}	818.326 { 41}	231.604 {446}	178.284 {489}	220.353 {453}	182.034 {485}	206.833 {463}	196.090 {472}	288.158 {117}
Units	ppm	ppm	ppm	ppm	ppm	ppm	ppm	ppm	ppm
Avg	**1.0897**	**120.79**	**.48403**	W **10.478**	**.50499**	**3.8667**	**.53165**	**2.2093**	**19.655**
Stddev	.0067	.06	.00292	.058	.00096	.0142	.00170	.0242	.087
%RSD	.61575	.05253	.60313	.55337	.19104	.36725	.31911	1.0947	.44198
#1	1.0849	120.84	.48197	10.437	.50431	3.8768	.53045	2.2264	19.717
#2	1.0944	120.75	.48609	10.519	.50567	3.8567	.53285	2.1922	19.594
Check ?	Chk Pass	Chk Pass	Chk Pass	Chk Warn	Chk Pass	Chk Pass	Chk Pass	Chk Pass	Chk Pass
High Limit				2.0000					
Low Limit				-1.0000					

Elem	SiO2	Sn1899	Sr4077	Th2837	Ti3349	Tl1908	U_3701	V_2924	Zn2062
Line	288.158 {117}2	189.989 {477}	407.771 { 83}	283.730 {119}	334.904 {101}	190.856 {477}	370.152 { 91}	292.402 {115}	206.200 {163}
Units	ppm	ppm	ppm	ppm	ppm	ppm	ppm	ppm	ppm
Avg	**42.062**	W **2.0472**	**1.8720**	**.98707**	**.96764**	**1.9312**	**2.2201**	**.49831**	**.49362**
Stddev	.186	.0056	.0472	.00487	.00025	.0462	.0005	.00257	.00153
%RSD	.44198	.27099	2.5232	.49388	.02539	2.3926	.02209	.51620	.30959
#1	42.194	2.0512	1.9054	.98363	.96782	1.9639	2.2204	.49649	.49470
#2	41.931	2.0433	1.8386	.99052	.96747	1.8986	2.2197	.50013	.49254
Check ?	Chk Pass	Chk Warn	Chk Pass	Chk Pass	Chk Pass	Chk Pass	Chk Pass	Chk Pass	Chk Pass
High Limit		2.0000							
Low Limit		-.05000							

Elem	Zr3391
Line	339.198 { 99}
Units	ppm
Avg	**.54150**
Stddev	.00180
%RSD	.33265
#1	.54023
#2	.54278
Check ?	Chk Pass
High Limit	
Low Limit	

Sample Name: 280-83024-A-2-I MSD Acquired: 5/18/2016 22:43:35 Type: Unk
Method: 6500_025(v6) Mode: CONC Corr. Factor: 1.000000
User: CRHOADES Prep Date: Custom ID2: Custom ID3:
Comment: 325217 6010B

Int. Std.	Y_2243	Y_3600	Y_3774
Line	224.306 {450}	360.073 { 94}	377.433 { 89}
Units	Cts/S	Cts/S	Cts/S
Avg	**2560.7**	**39328.**	**2152.2**
Stddev	46.8	200.	55.5
%RSD	1.8257	.50923	2.5801
#1	2593.7	39186.	2113.0
#2	2527.6	39469.	2191.5

Sample Name: CCVH-3894253 Acquired: 5/18/2016 22:46:02 Type: QC
Method: 6500_025(v6) Mode: CONC Corr. Factor: 1.000000
User: CRHOADES Prep Date: Custom ID2: Custom ID3:
Comment:

Elem	Ag3280	Al3092	As1890	B_2089	Ba4554	Be3130	Bi2230	Ca3179	Cd2288	Co2286	Cr2055
Units	ppm	ppm	ppm	ppm	ppm	ppm	ppm	ppm	ppm	ppm	ppm
Avg	**-.00099**	**52.621**	**-.00293**	**.01083**	**-.00015**	**.00051**	W **1.0790**	**-.00795**	**-.00041**	**-.00106**	**.00047**
Stddev	.00019	1.774	.00428	.00167	.00010	.00008	.0172	.01203	.00012	.00031	.00026
%RSD	18.649	3.3714	145.91	15.463	67.063	15.404	1.5914	151.33	29.257	29.388	54.176
#1	-.00113	53.875	-.00596	.01201	-.00021	.00057	1.0912	.00056	-.00033	-.00084	.00029
#2	-.00086	51.366	.00009	.00965	-.00008	.00046	1.0669	-.01646	-.00050	-.00128	.00066
Check ?	None	Chk Pass	None	None	None	None	Chk Warn	None	None	None	None
Value							1.0000				
Range							5.0000%				

Elem	Cu3247	Fe2714	K_7664	Li6707	Mg2790	Mn2576	Mo2020	Na8183	Ni2316	P_1782	Pb2203
Units	ppm	ppm	ppm	ppm	ppm	ppm	ppm	ppm	ppm	ppm	ppm
Avg	**.00008**	**49.067**	**.19868**	**.00114**	**.03157**	**-.00009**	**.00281**	**254.20**	**.00156**	**.00630**	**-.00184**
Stddev	.00031	.690	.03318	.00008	.00642	.00005	.00126	.64	.00024	.00024	.00130
%RSD	371.13	1.4066	16.700	6.7515	20.332	58.806	44.736	.25189	15.151	3.8468	70.373
#1	.00030	49.555	.22214	.00119	.03611	-.00012	.00192	254.65	.00172	.00613	-.00276
#2	-.00014	48.579	.17522	.00108	.02703	-.00005	.00370	253.75	.00139	.00647	-.00093
Check ?	None	Chk Pass	None	None	None	None	None	Chk Pass	None	None	None
Value											
Range											

Elem	S_1820	Sb2068	Se1960	Si2881	SiO2	Sn1899	Sr4077	Th2837	Ti3349	Tl1908	U_3701
Units	ppm	ppm	ppm	ppm	ppm	ppm	ppm	ppm	ppm	ppm	ppm
Avg	**5.1145**	**-.00877**	**.01195**	**-.03240**	**-.06934**	**.00120**	**.00053**	W **4.6282**	**.00701**	**.01678**	W **10.728**
Stddev	.0193	.00373	.00386	.00153	.00327	.00100	.00018	.0059	.00024	.00277	.060
%RSD	.37725	42.551	32.308	4.7197	4.7197	82.732	34.057	.12683	3.4581	16.509	.55896
#1	5.1281	-.01141	.00922	-.03348	-.07165	.00050	.00040	4.6241	.00718	.01482	10.686
#2	5.1008	-.00613	.01468	-.03132	-.06703	.00191	.00065	4.6324	.00683	.01874	10.771
Check ?	Chk Pass	None	None	None	None	None	None	Chk Warn	None	None	Chk Warn
Value								5.0000			10.000
Range								-5.0000%			5.0000%

Elem	V_2924	Zn2062	Zr3391
Units	ppm	ppm	ppm
Avg	**.00924**	**-.00011**	**.05242**
Stddev	.00082	.00026	.00294
%RSD	8.9264	245.96	5.6015
#1	.00982	-.00029	.05450
#2	.00865	.00008	.05035
Check ?	None	None	None
Value			
Range			

Int. Std.	Y_2243	Y_3600	Y_3774
Units	Cts/S	Cts/S	Cts/S
Avg	**2526.3**	**39044.**	**2083.0**
Stddev	45.6	54.	83.6
%RSD	1.8036	.13922	4.0122
#1	2494.1	39083.	2023.9
#2	2558.5	39006.	2142.1

Sample Name: CCV-3894251 Acquired: 5/18/2016 22:48:39 Type: QC
Method: 6500_025(v6) Mode: CONC Corr. Factor: 1.000000
User: CRHOADES Prep Date: Custom ID2: Custom ID3:
Comment:

Elem	Ag3280	Al1670	As1890	B_2089	Ba4554	Be3130	Bi2230	Ca3179	Cd2288	Co2286	Cr2055	Cu3247	Fe2599
Units	ppm	ppm	ppm	ppm	ppm	ppm	ppm	ppm	ppm	ppm	ppm	ppm	ppm
Avg	**.49126**	**.54230**	**1.0245**	**.48910**	**.50644**	**.45805**	**-.00158**	**4.9602**	**.49383**	**.49317**	**.49922**	**.51482**	**2.4828**
Stddev	.00105	.00603	.0065	.00253	.01684	.01100	.00269	.1216	.00011	.00094	.00029	.00041	.0410
%RSD	.21388	1.1114	.63370	.51722	3.3243	2.4013	170.33	2.4521	.02136	.18988	.05779	.07971	1.6508
#1	.49201	.53803	1.0291	.48731	.51835	.46583	-.00348	5.0462	.49376	.49250	.49943	.51511	2.5118
#2	.49052	.54656	1.0199	.49089	.49454	.45028	.00032	4.8742	.49390	.49383	.49902	.51453	2.4538
Check ?	Chk Pass	Chk Pass	Chk Pass	Chk Pass	Chk Pass	Chk Pass	None	Chk Pass	Chk Pass	Chk Pass	Chk Pass	Chk Pass	Chk Pass
Value													
Range													

Elem	K_7664	Li6707	Mg2790	Mn2576	Mo2020	Na5895	Ni2316	P_1782	Pb2203	S_1820	Sb2068	Se1960	Si2881
Units	ppm	ppm	ppm	ppm	ppm	ppm	ppm	ppm	ppm	ppm	ppm	ppm	ppm
Avg	**48.451**	**.96822**	**19.048**	**.46764**	**.50551**	**5.1312**	**.48365**	**.96431**	**.99735**	**.07550**	**.97643**	**1.0517**	**4.8400**
Stddev	1.578	.01156	.022	.00075	.00111	.0439	.00108	.00045	.00308	.00652	.00261	.0102	.0032
%RSD	3.2567	1.1937	.11544	.16007	.21998	.85575	.22430	.04649	.30866	8.6350	.26707	.97161	.06667
#1	49.566	.97639	19.064	.46711	.50629	5.1623	.48288	.96463	.99517	.08011	.97459	1.0590	4.8377
#2	47.335	.96004	19.033	.46817	.50472	5.1002	.48441	.96399	.99953	.07089	.97828	1.0445	4.8422
Check ?	Chk Pass	Chk Pass	Chk Pass	Chk Pass	Chk Pass	Chk Pass	Chk Pass	Chk Pass	Chk Pass	None	Chk Pass	Chk Pass	Chk Pass
Value													
Range													

Elem	SiO2	Sn1899	Sr4077	Th2837	Ti3349	Tl1908	U_3701	V_2924	Zn2062	Zr3391
Units	ppm	ppm	ppm	ppm	ppm	ppm	ppm	ppm	ppm	ppm
Avg	**10.358**	**1.0120**	**.46789**	**.00026**	**.46171**	**1.0504**	**-.03296**	**.48404**	**.46355**	**.51398**
Stddev	.007	.0032	.01513	.00324	.00147	.0129	.03440	.00008	.00033	.00437
%RSD	.06667	.31313	3.2332	1251.8	.31875	1.2267	104.38	.01657	.07161	.84990
#1	10.353	1.0143	.47858	.00255	.46066	1.0596	-.00863	.48398	.46332	.51090
#2	10.362	1.0098	.45719	-.00203	.46275	1.0413	-.05728	.48409	.46379	.51707
Check ?	Chk Pass	Chk Pass	Chk Pass	None	Chk Pass	Chk Pass	None	Chk Pass	Chk Pass	Chk Pass
Value										
Range										

Int. Std.	Y_2243	Y_3600	Y_3774
Units	Cts/S	Cts/S	Cts/S
Avg	**2595.5**	**39412.**	**2107.4**
Stddev	38.9	257.	51.7
%RSD	1.4993	.65233	2.4532
#1	2623.0	39594.	2070.9
#2	2567.9	39230.	2144.0

Sample Name: CCB Acquired: 5/18/2016 22:51:11 Type: QC
Method: 6500_025(v6) Mode: CONC Corr. Factor: 1.000000
User: CRHOADES Prep Date: Custom ID2: Custom ID3:
Comment:

Elem	Ag3280	Al1670	As1890	B_2089	Ba4554	Be3130	Bi2230	Ca3179	Cd2288	Co2286	Cr2055
Units	ppm	ppm	ppm	ppm	ppm	ppm	ppm	ppm	ppm	ppm	ppm
Avg	**-.00106**	**.00031**	**-.00321**	**.00324**	**-.00027**	**.00023**	**.00070**	**-.01827**	**-.00013**	**-.00019**	**.00013**
Stddev	.00015	.00047	.00401	.00012	.00049	.00011	.00126	.00432	.00001	.00021	.00006
%RSD	13.780	150.00	124.86	3.6173	183.30	47.879	180.06	23.620	9.9069	113.08	46.455
#1	-.00117	.00064	-.00038	.00316	-.00062	.00031	-.00019	-.02132	-.00012	-.00004	.00018
#2	-.00096	-.00002	-.00605	.00332	.00008	.00015	.00159	-.01522	-.00014	-.00034	.00009
Check ?	Chk Pass	Chk Pass	Chk Pass	Chk Pass	Chk Pass	Chk Pass	Chk Pass	Chk Pass	Chk Pass	Chk Pass	Chk Pass
High Limit											
Low Limit											

Elem	Cu3247	Fe2599	K_7664	Li6707	Mg2790	Mn2576	Mo2020	Na5895	Ni2316	P_1782	Pb2203
Units	ppm	ppm	ppm	ppm	ppm	ppm	ppm	ppm	ppm	ppm	ppm
Avg	**-.00108**	**-.00219**	**.15447**	**.00137**	**.00440**	**.00000**	**.00191**	**.17974**	**-.00105**	**.00074**	**.00118**
Stddev	.00009	.00488	.04513	.00236	.00167	.00005	.00030	.00927	.00024	.00395	.00016
%RSD	8.3305	222.54	29.217	172.35	38.063	14026.	15.746	5.1591	22.630	537.21	13.895
#1	-.00114	-.00565	.18639	.00304	.00558	-.00004	.00169	.17318	-.00122	-.00206	.00129
#2	-.00101	.00126	.12256	-.00030	.00321	.00004	.00212	.18629	-.00089	.00353	.00106
Check ?	Chk Pass	Chk Pass	Chk Pass	Chk Pass	Chk Pass	Chk Pass	Chk Pass	Chk Pass	Chk Pass	Chk Pass	Chk Pass
High Limit											
Low Limit											

Elem	S_1820	Sb2068	Se1960	Si2881	SiO2	Sn1899	Sr4077	Th2837	Ti3349	Tl1908	U_3701
Units	ppm	ppm	ppm	ppm	ppm	ppm	ppm	ppm	ppm	ppm	ppm
Avg	W **.05871**	W **.00756**	W **.00799**	**-.01444**	**-.03089**	**.00208**	**.00003**	**.00037**	**-.00052**	**.00484**	**-.01030**
Stddev	.00112	.00046	.00724	.01026	.02195	.00154	.00010	.00047	.00059	.00223	.06264
%RSD	1.9034	6.0265	90.595	71.050	71.050	73.992	352.73	125.07	112.01	46.131	608.29
#1	.05950	.00788	.00287	-.02169	-.04641	.00099	.00010	.00070	-.00011	.00326	-.05459
#2	.05792	.00724	.01311	-.00718	-.01537	.00317	-.00004	.00004	-.00094	.00642	.03399
Check ?	Chk Warn	Chk Warn	Chk Warn	Chk Pass	Chk Pass	Chk Pass	Chk Pass	Chk Pass	Chk Pass	Chk Pass	Chk Pass
High Limit	.05000	.00100	.00750								
Low Limit	-.20000	-.00100	-.01500								

Elem	V_2924	Zn2062	Zr3391
Units	ppm	ppm	ppm
Avg	**.00007**	**-.00099**	**-.00112**
Stddev	.00003	.00013	.00295
%RSD	43.595	12.966	263.51
#1	.00009	-.00108	-.00320
#2	.00005	-.00090	.00097
Check ?	Chk Pass	Chk Pass	Chk Pass
High Limit			
Low Limit			

Int. Std.	Y_2243	Y_3600	Y_3774
Units	Cts/S	Cts/S	Cts/S
Avg	**2855.1**	**41186.**	**2104.5**
Stddev	65.2	30.	89.5
%RSD	2.2825	.07396	4.2510
#1	2901.2	41207.	2167.8
#2	2809.0	41164.	2041.3

Sample Name: CCVL-3897520 Acquired: 5/18/2016 22:53:33 Type: QC
Method: 6500_025(v6) Mode: CONC Corr. Factor: 1.000000
User: CRHOADES Prep Date: Custom ID2: Custom ID3:
Comment:

Elem	Ag3280	Al1670	As1890	B_2089	Ba4554	Be3130	Bi2230	Ca3179	Cd2288	Co2286	Cr2055	Cu3247
Units	ppm	ppm	ppm	ppm	ppm	ppm	ppm	ppm	ppm	ppm	ppm	ppm
Avg	**.01021**	**.11193**	**.01834**	**.09816**	**.00951**	**.00118**	**.11690**	**.18031**	**.00494**	**.01019**	**.01063**	**.01512**
Stddev	.00039	.00085	.00070	.00045	.00013	.00009	.00059	.00131	.00000	.00016	.00007	.00007
%RSD	3.8502	.75822	3.8192	.46053	1.3591	7.8604	.50354	.72535	.00964	1.5461	.65028	.46263
#1	.00993	.11133	.01785	.09784	.00960	.00124	.11649	.17939	.00494	.01030	.01068	.01517
#2	.01049	.11253	.01884	.09848	.00942	.00111	.11732	.18124	.00494	.01007	.01058	.01507
Check ?	Chk Pass	Chk Pass	Chk Pass	Chk Pass	Chk Pass	Chk Pass	Chk Pass	Chk Pass	Chk Pass	Chk Pass	Chk Pass	Chk Pass
Value												
Range												

Elem	Fe2599	K_7664	Li6707	Mg2790	Mn2576	Mo2020	Na5895	Ni2316	P_1782	Pb2203	S_1820	Sb2068
Units	ppm	ppm	ppm	ppm	ppm	ppm	ppm	ppm	ppm	ppm	ppm	ppm
Avg	**.10026**	**3.0987**	**.01019**	**.20080**	**.00970**	**.02015**	**1.2250**	**.03940**	**2.8253**	**.00919**	**.06496**	**.02584**
Stddev	.00094	.0317	.00309	.00130	.00005	.00003	.0351	.00062	.0039	.00104	.00736	.00113
%RSD	.94144	1.0238	30.339	.64585	.49977	.14903	2.8677	1.5813	.13779	11.358	11.330	4.3790
#1	.10093	3.1212	.01237	.20172	.00974	.02017	1.2001	.03896	2.8281	.00845	.07017	.02504
#2	.09959	3.0763	.00800	.19988	.00967	.02013	1.2498	.03984	2.8225	.00993	.05976	.02664
Check ?	Chk Pass	Chk Pass	Chk Pass	Chk Pass	Chk Pass	Chk Pass	Chk Pass	Chk Pass	Chk Pass	Chk Pass	None	Chk Pass
Value												
Range												

Elem	Se1960	Si2881	SiO2	Sn1899	Sr4077	Th2837	Ti3349	Tl1908	U_3701	V_2924	Zn2062	Zr3391
Units	ppm	ppm	ppm	ppm	ppm	ppm	ppm	ppm	ppm	ppm	ppm	ppm
Avg	**.01936**	**.49989**	**1.0698**	**.10267**	**.00974**	**.01655**	**.00875**	**.01342**	F **.04007**	**.00998**	**.01888**	**.01611**
Stddev	.00464	.02023	.0433	.00056	.00017	.00167	.00063	.00088	.02100	.00080	.00037	.00134
%RSD	23.986	4.0469	4.0469	.54862	1.7080	10.105	7.2020	6.5246	52.405	8.0062	1.9595	8.2955
#1	.01608	.48558	1.0392	.10227	.00986	.01774	.00920	.01280	.02522	.01055	.01862	.01516
#2	.02264	.51419	1.1004	.10307	.00963	.01537	.00830	.01403	.05492	.00942	.01914	.01705
Check ?	Chk Pass	Chk Pass	Chk Pass	Chk Pass	Chk Pass	Chk Pass	Chk Pass	Chk Pass	Chk Fail	Chk Pass	Chk Pass	Chk Pass
Value									.06000			
Range									-30.000%			

Int. Std.	Y_2243	Y_3600	Y_3774
Units	Cts/S	Cts/S	Cts/S
Avg	**2650.3**	**41147.**	**2186.0**
Stddev	21.0	449.	34.6
%RSD	.79363	1.0905	1.5820
#1	2665.1	41464.	2210.5
#2	2635.4	40829.	2161.6

Sample Name: 280-82975-A-1-A Acquired: 5/18/2016 22:56:13 Type: Unk
Method: 6500_025(v6) Mode: CONC Corr. Factor: 1.000000
User: CRHOADES Prep Date: Custom ID2: Custom ID3:
Comment: 325217 6010B

Elem	Ag3280	Al1670	As1890	B_2089	Ba4554	Be3130	Bi2230	Ca3179	Cd2288
Line	328.068 {103}	167.079 {502}	189.042 {478}	208.959 {461}	455.403 { 74}	313.042 {108}	223.061 {451}	317.933 {106}	228.802 {447}
Units	ppm	ppm	ppm	ppm	ppm	ppm	ppm	ppm	ppm
Avg	**-.00049**	**.07674**	**.00816**	**.21267**	**.05074**	**.00004**	**-.00232**	**62.277**	**.00037**
Stddev	.00080	.00975	.00016	.01321	.00006	.00004	.00382	.507	.00020
%RSD	162.61	12.708	1.9410	6.2107	.12766	111.97	164.75	.81402	55.434
#1	-.00106	.06984	.00804	.20333	.05070	.00001	-.00502	62.635	.00051
#2	.00007	.08364	.00827	.22201	.05079	.00006	.00038	61.918	.00022
Check ?	Chk Pass	Chk Pass	Chk Pass	Chk Pass	Chk Pass	Chk Pass	Chk Pass	Chk Pass	Chk Pass
High Limit									
Low Limit									

Elem	Co2286	Cr2055	Cu3247	Fe2599	K_7664	Li6707	Mg2790	Mn2576	Mo2020
Line	228.616 {447}	205.560 {464}	324.754 {104}	259.940 {130}	766.490 { 44}	670.784 { 50}	279.079 {121}2	257.610 {131}	202.030 {467}
Units	ppm	ppm	ppm	ppm	ppm	ppm	ppm	ppm	ppm
Avg	**.00997**	**.00109**	**.00526**	**.56273**	**1.1535**	**.00291**	**22.956**	**.42116**	**.30807**
Stddev	.00066	.00000	.00016	.00098	.0124	.00120	.030	.00122	.00945
%RSD	6.6627	.22306	3.1206	.17488	1.0743	41.125	.13050	.29006	3.0678
#1	.00950	.00109	.00537	.56342	1.1623	.00375	22.934	.42030	.30138
#2	.01044	.00109	.00514	.56203	1.1448	.00206	22.977	.42203	.31475
Check ?	Chk Pass	Chk Pass	Chk Pass	Chk Pass	Chk Pass	Chk Pass	Chk Pass	Chk Pass	Chk Pass
High Limit									
Low Limit									

Elem	Na8183	Ni2316	P_1782	Pb2203	S_1820	Sb2068	Se1960	Si2881	SiO2
Line	818.326 { 41}	231.604 {446}	178.284 {489}	220.353 {453}	182.034 {485}	206.833 {463}	196.090 {472}	288.158 {117}	288.158 {117}2
Units	ppm	ppm	ppm	ppm	ppm	ppm	ppm	ppm	ppm
Avg	**110.51**	**.02797**	**.06656**	**.00252**	**53.929**	**.00141**	**.00072**	**5.9246**	**12.679**
Stddev	.62	.00121	.00634	.00110	4.426	.00363	.00037	.0079	.017
%RSD	.56071	4.3211	9.5306	43.699	8.2075	257.39	51.940	.13400	.13400
#1	110.07	.02712	.06207	.00174	50.799	.00397	.00098	5.9302	12.691
#2	110.95	.02882	.07105	.00330	57.059	-.00116	.00045	5.9189	12.667
Check ?	Chk Pass	Chk Pass	Chk Pass	Chk Pass	Chk Pass	Chk Pass	Chk Pass	Chk Pass	Chk Pass
High Limit									
Low Limit									

Elem	Sn1899	Sr4077	Th2837	Ti3349	Tl1908	U_3701	V_2924	Zn2062	Zr3391
Line	189.989 {477}	407.771 { 83}	283.730 {119}	334.904 {101}	190.856 {477}	370.152 { 91}	292.402 {115}	206.200 {163}	339.198 { 99}
Units	ppm	ppm	ppm	ppm	ppm	ppm	ppm	ppm	ppm
Avg	**-.00027**	**.43946**	**-.00003**	**.00175**	**.00068**	**.01395**	**-.00195**	**.01877**	**.00200**
Stddev	.00190	.00213	.00193	.00002	.00060	.09078	.00011	.00030	.00014
%RSD	709.44	.48551	6474.6	1.1640	88.019	650.98	5.4966	1.5738	7.1749
#1	-.00161	.44096	-.00140	.00176	.00026	.07814	-.00202	.01856	.00210
#2	.00108	.43795	.00134	.00174	.00111	-.05025	-.00187	.01898	.00190
Check ?	Chk Pass	Chk Pass	Chk Pass	Chk Pass	Chk Pass	Chk Pass	Chk Pass	Chk Pass	Chk Pass
High Limit									
Low Limit									

Int. Std.	Y_2243	Y_3600	Y_3774
Line	224.306 {450}	360.073 { 94}	377.433 { 89}
Units	Cts/S	Cts/S	Cts/S
Avg	**2671.9**	**39744.**	**2146.4**
Stddev	233.2	215.	3.0
%RSD	8.7271	.54113	.14004
#1	2836.8	39896.	2144.3
#2	2507.0	39591.	2148.6

Sample Name: 280-82975-A-2-B Acquired: 5/18/2016 22:58:52 Type: Unk
Method: 6500_025(v6) Mode: CONC Corr. Factor: 1.000000
User: CRHOADES Prep Date: Custom ID2: Custom ID3:
Comment: 325217 6010B

Elem	Ag3280	Al1670	As1890	B_2089	Ba4554	Be3130	Bi2230	Ca3179	Cd2288
Line	328.068 {103}	167.079 {502}	189.042 {478}	208.959 {461}	455.403 { 74}	313.042 {108}	223.061 {451}	317.933 {106}	228.802 {447}
Units	ppm	ppm	ppm	ppm	ppm	ppm	ppm	ppm	ppm
Avg	**-.00037**	**.12975**	**.35497**	**.22270**	**.42646**	**.00039**	**.00038**	**235.68**	**-.00100**
Stddev	.00045	.00751	.01770	.01370	.00040	.00012	.00554	.91	.00013
%RSD	123.57	5.7918	4.9856	6.1526	.09417	30.469	1471.3	.38547	13.005
#1	-.00069	.13506	.36749	.23239	.42618	.00048	-.00354	236.32	-.00091
#2	-.00005	.12443	.34246	.21301	.42675	.00031	.00430	235.04	-.00109
Check ?	Chk Pass	Chk Pass	Chk Pass	Chk Pass	Chk Pass	Chk Pass	Chk Pass	Chk Pass	Chk Pass
High Limit									
Low Limit									

Elem	Co2286	Cr2055	Cu3247	Fe2599	K_7664	Li6707	Mg2790	Mn2576	Mo2020
Line	228.616 {447}	205.560 {464}	324.754 {104}	259.940 {130}	766.490 { 44}	670.784 { 50}	279.079 {121}2	257.610 {131}	202.030 {467}
Units	ppm	ppm	ppm	ppm	ppm	ppm	ppm	ppm	ppm
Avg	**.00474**	**.00174**	**.00673**	**10.337**	W **140.03**	**.01546**	**29.552**	**1.0076**	**.22814**
Stddev	.00004	.00032	.00015	.018	.49	.00241	.011	.0008	.00985
%RSD	.81606	18.234	2.2037	.17182	.35288	15.603	.03833	.08392	4.3155
#1	.00477	.00197	.00663	10.325	140.38	.01717	29.544	1.0082	.23510
#2	.00471	.00152	.00684	10.350	139.68	.01376	29.560	1.0070	.22118
Check ?	Chk Pass	Chk Pass	Chk Pass	Chk Pass	Chk Warn	Chk Pass	Chk Pass	Chk Pass	Chk Pass
High Limit					100.00				
Low Limit					-.50000				

Elem	Na8183	Ni2316	P_1782	Pb2203	S_1820	Sb2068	Se1960	Si2881	SiO2
Line	818.326 { 41}	231.604 {446}	178.284 {489}	220.353 {453}	182.034 {485}	206.833 {463}	196.090 {472}	288.158 {117}	288.158 {117}2
Units	ppm	ppm	ppm	ppm	ppm	ppm	ppm	ppm	ppm
Avg	**410.02**	**.03060**	**1.9350**	**.00076**	**70.953**	**.00119**	**.00638**	**8.7973**	**18.826**
Stddev	.67	.00096	.0431	.00050	3.865	.00102	.00225	.0553	.118
%RSD	.16294	3.1339	2.2288	65.377	5.4467	86.012	35.303	.62851	.62851
#1	410.49	.03127	1.9655	.00112	73.685	.00191	.00479	8.8364	18.910
#2	409.55	.02992	1.9045	.00041	68.220	.00047	.00797	8.7582	18.742
Check ?	Chk Pass	Chk Pass	Chk Pass	Chk Pass	Chk Pass	Chk Pass	Chk Pass	Chk Pass	Chk Pass
High Limit									
Low Limit									

Elem	Sn1899	Sr4077	Th2837	Ti3349	Tl1908	U_3701	V_2924	Zn2062	Zr3391
Line	189.989 {477}	407.771 { 83}	283.730 {119}	334.904 {101}	190.856 {477}	370.152 { 91}	292.402 {115}	206.200 {163}	339.198 { 99}
Units	ppm	ppm	ppm	ppm	ppm	ppm	ppm	ppm	ppm
Avg	**-.00150**	**2.6802**	**-.00251**	**.00232**	**-.00306**	**-.00842**	**.00645**	**.01393**	**-.00075**
Stddev	.00165	.0054	.00311	.00034	.00086	.06203	.00023	.00067	.00097
%RSD	110.30	.20068	123.74	14.680	28.075	736.36	3.6187	4.8159	130.34
#1	-.00267	2.6764	-.00471	.00208	-.00367	.03544	.00662	.01345	-.00006
#2	-.00033	2.6840	-.00031	.00256	-.00245	-.05229	.00629	.01440	-.00143
Check ?	Chk Pass	Chk Pass	Chk Pass	Chk Pass	Chk Pass	Chk Pass	Chk Pass	Chk Pass	Chk Pass
High Limit									
Low Limit									

Int. Std.	Y_2243	Y_3600	Y_3774
Line	224.306 {450}	360.073 { 94}	377.433 { 89}
Units	Cts/S	Cts/S	Cts/S
Avg	**2805.9**	**39802.**	**2151.1**
Stddev	153.6	32.	51.8
%RSD	5.4747	.07938	2.4081
#1	2697.3	39780.	2114.4
#2	2914.5	39824.	2187.7

Sample Name: 280-82975-A-4-A Acquired: 5/18/2016 23:01:31 Type: Unk
Method: 6500_025(v6) Mode: CONC Corr. Factor: 1.000000
User: CRHOADES Prep Date: Custom ID2: Custom ID3:
Comment: 325217 6010B

Elem	Ag3280	Al1670	As1890	B_2089	Ba4554	Be3130	Bi2230	Ca3179	Cd2288
Line	328.068 {103}	167.079 {502}	189.042 {478}	208.959 {461}	455.403 { 74}	313.042 {108}	223.061 {451}	317.933 {106}	228.802 {447}
Units	ppm	ppm	ppm	ppm	ppm	ppm	ppm	ppm	ppm
Avg	**-.00030**	**.25747**	**.06356**	**.22658**	**.72770**	**.00027**	**-.00378**	W **869.40**	**.00140**
Stddev	.00094	.00850	.00191	.00761	.01030	.00003	.00263	13.47	.00001
%RSD	311.01	3.3002	3.0015	3.3581	1.4155	11.513	69.661	1.5487	.61829
#1	-.00096	.25146	.06221	.22120	.73499	.00030	-.00564	878.93	.00141
#2	.00036	.26347	.06491	.23196	.72042	.00025	-.00192	859.88	.00140
Check ?	Chk Pass	Chk Pass	Chk Pass	Chk Pass	Chk Pass	Chk Pass	Chk Pass	Chk Warn	Chk Pass
High Limit								500.00	
Low Limit								-.05000	

Elem	Co2286	Cr2055	Cu3247	Fe2599	K_7664	Li6707	Mg2790	Mn2576	Mo2020
Line	228.616 {447}	205.560 {464}	324.754 {104}	259.940 {130}	766.490 { 44}	670.784 { 50}	279.079 {121}2	257.610 {131}	202.030 {467}
Units	ppm	ppm	ppm	ppm	ppm	ppm	ppm	ppm	ppm
Avg	**.01730**	**.00127**	**.00465**	**13.183**	**79.593**	**.03378**	**171.85**	**5.9599**	**.38776**
Stddev	.00033	.00008	.00025	.183	1.074	.00144	.18	.0293	.00724
%RSD	1.9337	6.1802	5.2856	1.3903	1.3489	4.2493	.10469	.49071	1.8676
#1	.01706	.00121	.00447	13.313	80.352	.03480	171.73	5.9806	.38263
#2	.01754	.00132	.00482	13.054	78.833	.03277	171.98	5.9392	.39288
Check ?	Chk Pass	Chk Pass	Chk Pass	Chk Pass	Chk Pass	Chk Pass	Chk Pass	Chk Pass	Chk Pass
High Limit									
Low Limit									

Elem	Na8183	Ni2316	P_1782	Pb2203	S_1820	Sb2068	Se1960	Si2881	SiO2
Line	818.326 { 41}	231.604 {446}	178.284 {489}	220.353 {453}	182.034 {485}	206.833 {463}	196.090 {472}	288.158 {117}	288.158 {117}2
Units	ppm	ppm	ppm	ppm	ppm	ppm	ppm	ppm	ppm
Avg	W **1014.6**	**.05954**	**.43087**	**.00139**	**70.705**	**.00099**	**.00978**	**9.1951**	**19.677**
Stddev	12.5	.00009	.00245	.00101	1.975	.00399	.00245	.0432	.093
%RSD	1.2362	.15740	.56778	72.748	2.7935	402.05	25.089	.47034	.47034
#1	1023.5	.05947	.42914	.00211	69.309	.00381	.00805	9.2256	19.743
#2	1005.8	.05961	.43260	.00068	72.102	-.00183	.01152	9.1645	19.612
Check ?	Chk Warn	Chk Pass	Chk Pass	Chk Pass	Chk Pass	Chk Pass	Chk Pass	Chk Pass	Chk Pass
High Limit	500.00								
Low Limit	11.000								

Elem	Sn1899	Sr4077	Th2837	Ti3349	Tl1908	U_3701	V_2924	Zn2062	Zr3391
Line	189.989 {477}	407.771 { 83}	283.730 {119}	334.904 {101}	190.856 {477}	370.152 { 91}	292.402 {115}	206.200 {163}	339.198 { 99}
Units	ppm	ppm	ppm	ppm	ppm	ppm	ppm	ppm	ppm
Avg	**-.00346**	W **7.4439**	**.00322**	**.00384**	**-.00269**	W **-.06546**	**-.00064**	**.01346**	**-.00316**
Stddev	.00109	.0828	.00051	.00038	.00617	.01024	.00038	.00000	.00163
%RSD	31.615	1.1119	15.729	9.9695	229.76	15.642	58.234	.02176	51.506
#1	-.00269	7.5024	.00357	.00411	.00168	-.05822	-.00038	.01346	-.00431
#2	-.00424	7.3853	.00286	.00357	-.00705	-.07270	-.00091	.01346	-.00201
Check ?	Chk Pass	Chk Warn	Chk Pass	Chk Pass	Chk Pass	Chk Warn	Chk Pass	Chk Pass	Chk Pass
High Limit		5.0000				45.000			
Low Limit		-.01000				-.05000			

Int. Std.	Y_2243	Y_3600	Y_3774
Line	224.306 {450}	360.073 { 94}	377.433 { 89}
Units	Cts/S	Cts/S	Cts/S
Avg	**2621.5**	**37783.**	**2234.0**
Stddev	80.3	4.	63.0
%RSD	3.0635	.01135	2.8185
#1	2678.3	37780.	2189.5
#2	2564.7	37786.	2278.5

Sample Name: 280-82975-A-5-A Acquired: 5/18/2016 23:04:46 Type: Unk
Method: 6500_025(v6) Mode: CONC Corr. Factor: 1.000000
User: CRHOADES Prep Date: Custom ID2: Custom ID3:
Comment: 325217 6010B

Elem	Ag3280	Al1670	As1890	B_2089	Ba4554	Be3130	Bi2230	Ca3179	Cd2288
Line	328.068 {103}	167.079 {502}	189.042 {478}	208.959 {461}	455.403 { 74}	313.042 {108}	223.061 {451}	317.933 {106}	228.802 {447}
Units	ppm	ppm	ppm	ppm	ppm	ppm	ppm	ppm	ppm
Avg	**-.00113**	**.15116**	**.09630**	**.11918**	**.86175**	**.00035**	**-.00114**	**268.22**	**.00006**
Stddev	.00001	.01003	.00417	.00847	.03359	.00017	.00187	9.81	.00025
%RSD	1.2199	6.6324	4.3342	7.1056	3.8982	48.307	163.83	3.6573	417.02
#1	-.00112	.14407	.09335	.11320	.88551	.00047	-.00246	275.16	.00023
#2	-.00114	.15825	.09925	.12517	.83800	.00023	.00018	261.29	-.00012
Check ?	Chk Pass	Chk Pass	Chk Pass	Chk Pass	Chk Pass	Chk Pass	Chk Pass	Chk Pass	Chk Pass
High Limit									
Low Limit									

Elem	Co2286	Cr2055	Cu3247	Fe2599	K_7664	Li6707	Mg2790	Mn2576	Mo2020
Line	228.616 {447}	205.560 {464}	324.754 {104}	259.940 {130}	766.490 { 44}	670.784 { 50}	279.079 {121}2	257.610 {131}	202.030 {467}
Units	ppm	ppm	ppm	ppm	ppm	ppm	ppm	ppm	ppm
Avg	**.00176**	**.03242**	**.03475**	**16.030**	W **289.36**	**.02157**	**28.008**	**.84542**	**.44240**
Stddev	.00023	.00083	.00038	.376	11.74	.00510	.089	.00302	.00732
%RSD	13.226	2.5607	1.1007	2.3483	4.0568	23.634	.31699	.35714	1.6537
#1	.00193	.03184	.03448	16.296	297.66	.01797	27.945	.84328	.43722
#2	.00160	.03301	.03502	15.764	281.06	.02517	28.071	.84755	.44757
Check ?	Chk Pass	Chk Pass	Chk Pass	Chk Pass	Chk Warn	Chk Pass	Chk Pass	Chk Pass	Chk Pass
High Limit					100.00				
Low Limit					-.50000				

Elem	Na8183	Ni2316	P_1782	Pb2203	S_1820	Sb2068	Se1960	Si2881	SiO2
Line	818.326 { 41}	231.604 {446}	178.284 {489}	220.353 {453}	182.034 {485}	206.833 {463}	196.090 {472}	288.158 {117}	288.158 {117}2
Units	ppm	ppm	ppm	ppm	ppm	ppm	ppm	ppm	ppm
Avg	**369.77**	**.04433**	**1.5222**	**.00402**	**39.933**	**.00101**	**.00865**	**9.0307**	**19.326**
Stddev	14.15	.00091	.0172	.00087	2.807	.00389	.00469	.0982	.210
%RSD	3.8273	2.0617	1.1325	21.622	7.0288	385.56	54.211	1.0876	1.0876
#1	379.78	.04368	1.5100	.00464	37.948	-.00174	.01197	9.1001	19.474
#2	359.77	.04497	1.5344	.00341	41.918	.00376	.00533	8.9613	19.177
Check ?	Chk Pass	Chk Pass	Chk Pass	Chk Pass	Chk Pass	Chk Pass	Chk Pass	Chk Pass	Chk Pass
High Limit									
Low Limit									

Elem	Sn1899	Sr4077	Th2837	Ti3349	Tl1908	U_3701	V_2924	Zn2062	Zr3391
Line	189.989 {477}	407.771 { 83}	283.730 {119}	334.904 {101}	190.856 {477}	370.152 { 91}	292.402 {115}	206.200 {163}	339.198 { 99}
Units	ppm	ppm	ppm	ppm	ppm	ppm	ppm	ppm	ppm
Avg	**.00027**	**3.8239**	**-.00152**	**.00278**	**-.00447**	**-.04243**	**.02002**	**.03526**	**.00204**
Stddev	.00170	.1515	.00097	.00023	.00229	.03398	.00040	.00032	.00606
%RSD	629.88	3.9613	63.766	8.4179	51.345	80.071	2.0066	.91211	297.38
#1	-.00093	3.9310	-.00220	.00295	-.00285	-.06646	.01974	.03549	-.00225
#2	.00148	3.7168	-.00083	.00262	-.00609	-.01841	.02031	.03503	.00632
Check ?	Chk Pass	Chk Pass	Chk Pass	Chk Pass	Chk Pass	Chk Pass	Chk Pass	Chk Pass	Chk Pass
High Limit									
Low Limit									

Int. Std.	Y_2243	Y_3600	Y_3774
Line	224.306 {450}	360.073 { 94}	377.433 { 89}
Units	Cts/S	Cts/S	Cts/S
Avg	**2689.2**	**39603.**	**2232.0**
Stddev	192.2	180.	78.3
%RSD	7.1472	.45524	3.5068
#1	2825.1	39731.	2176.7
#2	2553.3	39476.	2287.4

Sample Name: 280-83048-C-1-B Acquired: 5/18/2016 23:07:23 Type: Unk
Method: 6500_025(v6) Mode: CONC Corr. Factor: 1.000000
User: CRHOADES Prep Date: Custom ID2: Custom ID3:
Comment: 325217 6010B

Elem	Ag3280	Al1670	As1890	B_2089	Ba4554	Be3130	Bi2230	Ca3179	Cd2288
Line	328.068 {103}	167.079 {502}	189.042 {478}	208.959 {461}	455.403 { 74}	313.042 {108}	223.061 {451}	317.933 {106}	228.802 {447}
Units	ppm	ppm	ppm	ppm	ppm	ppm	ppm	ppm	ppm
Avg	**-.00022**	**1.9699**	**-.00323**	**.03546**	**.04619**	**.00504**	**-.00631**	**48.753**	**.00066**
Stddev	.00051	.1218	.00418	.00317	.00046	.00015	.00462	.398	.00032
%RSD	232.34	6.1832	129.17	8.9499	1.0004	3.0522	73.256	.81602	48.929
#1	-.00058	2.0561	-.00619	.03770	.04651	.00493	-.00957	49.034	.00043
#2	.00014	1.8838	-.00028	.03322	.04586	.00515	-.00304	48.471	.00088
Check ?	Chk Pass	Chk Pass	Chk Pass	Chk Pass	Chk Pass	Chk Pass	Chk Pass	Chk Pass	Chk Pass
High Limit									
Low Limit									

Elem	Co2286	Cr2055	Cu3247	Fe2599	K_7664	Li6707	Mg2790	Mn2576	Mo2020
Line	228.616 {447}	205.560 {464}	324.754 {104}	259.940 {130}	766.490 { 44}	670.784 { 50}	279.079 {121}2	257.610 {131}	202.030 {467}
Units	ppm	ppm	ppm	ppm	ppm	ppm	ppm	ppm	ppm
Avg	**.02654**	**.00142**	**.00134**	**3.9176**	**10.311**	**.07426**	**20.828**	**.38446**	**.00208**
Stddev	.00181	.00049	.00005	.0185	.052	.00139	.118	.00189	.00045
%RSD	6.8091	34.774	3.9357	.47245	.50137	1.8726	.56727	.49111	21.424
#1	.02782	.00177	.00130	3.9046	10.348	.07328	20.744	.38313	.00177
#2	.02526	.00107	.00138	3.9307	10.275	.07524	20.911	.38580	.00240
Check ?	Chk Pass	Chk Pass	Chk Pass	Chk Pass	Chk Pass	Chk Pass	Chk Pass	Chk Pass	Chk Pass
High Limit									
Low Limit									

Elem	Na8183	Ni2316	P_1782	Pb2203	S_1820	Sb2068	Se1960	Si2881	SiO2
Line	818.326 { 41}	231.604 {446}	178.284 {489}	220.353 {453}	182.034 {485}	206.833 {463}	196.090 {472}	288.158 {117}	288.158 {117}2
Units	ppm	ppm	ppm	ppm	ppm	ppm	ppm	ppm	ppm
Avg	**52.953**	**.02190**	**.02821**	**.00284**	**101.77**	**.00185**	**-.00046**	**34.480**	**73.786**
Stddev	.258	.00083	.00144	.00098	6.48	.00214	.00488	.183	.392
%RSD	.48803	3.7897	5.1178	34.598	6.3640	115.57	1061.6	.53127	.53127
#1	53.135	.02249	.02923	.00353	106.35	.00336	-.00391	34.350	73.509
#2	52.770	.02132	.02719	.00214	97.194	.00034	.00299	34.609	74.063
Check ?	Chk Pass	Chk Pass	Chk Pass	Chk Pass	Chk Pass	Chk Pass	Chk Pass	Chk Pass	Chk Pass
High Limit									
Low Limit									

Elem	Sn1899	Sr4077	Th2837	Ti3349	Tl1908	U_3701	V_2924	Zn2062	Zr3391
Line	189.989 {477}	407.771 { 83}	283.730 {119}	334.904 {101}	190.856 {477}	370.152 { 91}	292.402 {115}	206.200 {163}	339.198 { 99}
Units	ppm	ppm	ppm	ppm	ppm	ppm	ppm	ppm	ppm
Avg	**-.00046**	**.85272**	**.00108**	**.00465**	**-.00447**	**-.02548**	**.00051**	**.16022**	**.00530**
Stddev	.00283	.00744	.00184	.00023	.00032	.04950	.00065	.00456	.00210
%RSD	608.13	.87219	170.67	4.9843	7.1742	194.29	128.03	2.8444	39.570
#1	.00153	.85798	.00238	.00449	-.00470	-.06048	.00005	.15700	.00382
#2	-.00246	.84746	-.00022	.00482	-.00424	.00952	.00096	.16344	.00678
Check ?	Chk Pass	Chk Pass	Chk Pass	Chk Pass	Chk Pass	Chk Pass	Chk Pass	Chk Pass	Chk Pass
High Limit									
Low Limit									

Int. Std.	Y_2243	Y_3600	Y_3774
Line	224.306 {450}	360.073 { 94}	377.433 { 89}
Units	Cts/S	Cts/S	Cts/S
Avg	**2839.8**	**42408.**	**2320.1**
Stddev	180.4	241.	3.1
%RSD	6.3525	.56894	.13240
#1	2712.3	42578.	2322.3
#2	2967.4	42237.	2317.9

Sample Name: CCVH-3894253 Acquired: 5/18/2016 23:10:01 Type: QC
Method: 6500_025(v6) Mode: CONC Corr. Factor: 1.000000
User: CRHOADES Prep Date: Custom ID2: Custom ID3:
Comment:

Elem	Ag3280	Al3092	As1890	B_2089	Ba4554	Be3130	Bi2230	Ca3179	Cd2288	Co2286	Cr2055
Units	ppm	ppm	ppm	ppm	ppm	ppm	ppm	ppm	ppm	ppm	ppm
Avg	**-.00079**	**52.231**	**-.00972**	**.00298**	**-.00062**	**.00038**	W **1.0780**	**-.00890**	**-.00018**	**-.00084**	**.00032**
Stddev	.00035	1.907	.00083	.00067	.00011	.00014	.0053	.00464	.00033	.00036	.00037
%RSD	44.182	3.6512	8.5624	22.301	17.640	35.723	.49520	52.165	185.73	42.609	115.24
#1	-.00055	53.580	-.00913	.00251	-.00054	.00029	1.0742	-.00562	-.00041	-.00059	.00057
#2	-.00104	50.883	-.01030	.00345	-.00069	.00048	1.0818	-.01219	.00006	-.00109	.00006
Check ?	None	Chk Pass	None	None	None	None	Chk Warn	None	None	None	None
Value							1.0000				
Range							5.0000%				

Elem	Cu3247	Fe2714	K_7664	Li6707	Mg2790	Mn2576	Mo2020	Na8183	Ni2316	P_1782	Pb2203
Units	ppm	ppm	ppm	ppm	ppm	ppm	ppm	ppm	ppm	ppm	ppm
Avg	**-.00094**	**48.870**	**.25192**	**.00171**	**.02298**	**-.00026**	**-.00108**	**253.81**	**.00086**	**.00789**	**-.00045**
Stddev	.00042	.586	.06574	.00239	.00256	.00005	.00015	1.82	.00040	.00042	.00065
%RSD	45.269	1.1984	26.096	139.46	11.131	19.581	13.540	.71838	46.244	5.2906	145.89
#1	-.00124	49.284	.29840	.00341	.02117	-.00022	-.00097	255.10	.00114	.00760	.00001
#2	-.00064	48.456	.20543	.00002	.02478	-.00029	-.00118	252.52	.00058	.00819	-.00091
Check ?	None	Chk Pass	None	None	None	None	None	Chk Pass	None	None	None
Value											
Range											

Elem	S_1820	Sb2068	Se1960	Si2881	SiO2	Sn1899	Sr4077	Th2837	Ti3349	Tl1908	U_3701
Units	ppm	ppm	ppm	ppm	ppm	ppm	ppm	ppm	ppm	ppm	ppm
Avg	**5.2116**	**-.00556**	**.00934**	**.04634**	**.09917**	**.00024**	**.00058**	W **4.6642**	**.00577**	**-.00428**	W **10.539**
Stddev	.0041	.00117	.00158	.01132	.02423	.00034	.00025	.0014	.00053	.00179	.246
%RSD	.07861	21.077	16.962	24.431	24.431	144.74	42.792	.03116	9.1855	41.816	2.3328
#1	5.2087	-.00473	.00822	.05435	.11630	.00048	.00075	4.6652	.00539	-.00554	10.365
#2	5.2145	-.00639	.01046	.03834	.08204	-.00001	.00040	4.6632	.00614	-.00301	10.712
Check ?	Chk Pass	None	None	None	None	None	None	Chk Warn	None	None	Chk Warn
Value								5.0000			10.000
Range								-5.0000%			5.0000%

Elem	V_2924	Zn2062	Zr3391
Units	ppm	ppm	ppm
Avg	**.00918**	**-.00071**	**.05519**
Stddev	.00005	.00039	.00505
%RSD	.51819	54.727	9.1585
#1	.00915	-.00043	.05162
#2	.00921	-.00098	.05877
Check ?	None	None	None
Value			
Range			

Int. Std.	Y_2243	Y_3600	Y_3774
Units	Cts/S	Cts/S	Cts/S
Avg	**2650.2**	**40613.**	**2214.5**
Stddev	38.6	341.	84.1
%RSD	1.4549	.84071	3.7997
#1	2622.9	40854.	2155.0
#2	2677.4	40372.	2274.0

Sample Name: CCV-3894251 Acquired: 5/18/2016 23:12:39 Type: QC
Method: 6500_025(v6) Mode: CONC Corr. Factor: 1.000000
User: CRHOADES Prep Date: Custom ID2: Custom ID3:
Comment:

Elem	Ag3280	Al1670	As1890	B_2089	Ba4554	Be3130	Bi2230	Ca3179	Cd2288	Co2286	Cr2055
Units	ppm	ppm	ppm	ppm	ppm	ppm	ppm	ppm	ppm	ppm	ppm
Avg	**.48864**	**.54906**	**1.0521**	**.49362**	**.49770**	**.45765**	**-.00258**	**4.8730**	**.49367**	**.50483**	**.51122**
Stddev	.00192	.00247	.0219	.00565	.01044	.01140	.00002	.1243	.00070	.00369	.00353
%RSD	.39325	.44985	2.0800	1.1454	2.0971	2.4900	.93270	2.5507	.14131	.73073	.69038
#1	.49000	.54731	1.0366	.48963	.49032	.44959	-.00256	4.7851	.49417	.50222	.50872
#2	.48728	.55080	1.0676	.49762	.50508	.46571	-.00260	4.9608	.49318	.50744	.51371
Check ?	Chk Pass	Chk Pass	Chk Pass	Chk Pass	Chk Pass	Chk Pass	None	Chk Pass	Chk Pass	Chk Pass	Chk Pass
Value											
Range											

Elem	Cu3247	Fe2599	K_7664	Li6707	Mg2790	Mn2576	Mo2020	Na5895	Ni2316	P_1782	Pb2203
Units	ppm	ppm	ppm	ppm	ppm	ppm	ppm	ppm	ppm	ppm	ppm
Avg	**.51298**	**2.3757**	**47.904**	**.96674**	**18.901**	**.46520**	**.51828**	**5.1228**	**.49689**	**.99640**	**1.0327**
Stddev	.00153	.0409	1.131	.00532	.021	.00132	.00310	.0180	.00227	.00628	.0032
%RSD	.29903	1.7208	2.3601	.54980	.11049	.28444	.59757	.35172	.45735	.63041	.31215
#1	.51406	2.3468	47.104	.96298	18.916	.46614	.51609	5.1100	.49529	.99196	1.0304
#2	.51189	2.4046	48.703	.97050	18.887	.46427	.52047	5.1355	.49850	1.0008	1.0349
Check ?	Chk Pass	Chk Pass	Chk Pass	Chk Pass	Chk Pass	Chk Pass	Chk Pass	Chk Pass	Chk Pass	Chk Pass	Chk Pass
Value											
Range											

Elem	S_1820	Sb2068	Se1960	Si2881	SiO2	Sn1899	Sr4077	Th2837	Ti3349	Tl1908	U_3701
Units	ppm	ppm	ppm	ppm	ppm	ppm	ppm	ppm	ppm	ppm	ppm
Avg	**.07379**	**1.0281**	**1.0976**	**4.8091**	**10.291**	**1.0625**	**.46733**	**.00088**	**.46147**	W **1.1033**	**-.03842**
Stddev	.00360	.0097	.0126	.0189	.041	.0238	.01047	.00119	.00115	.0476	.01082
%RSD	4.8798	.94693	1.1515	.39349	.39349	2.2424	2.2412	135.46	.25027	4.3178	28.163
#1	.07634	1.0350	1.1065	4.7957	10.263	1.0793	.45992	.00004	.46229	1.1370	-.04607
#2	.07125	1.0212	1.0886	4.8225	10.320	1.0456	.47474	.00172	.46065	1.0696	-.03077
Check ?	None	Chk Pass	Chk Pass	Chk Pass	Chk Pass	Chk Pass	Chk Pass	None	Chk Pass	Chk Warn	None
Value										1.0000	
Range										10.000%	

Elem	V_2924	Zn2062	Zr3391
Units	ppm	ppm	ppm
Avg	**.48279**	**.46189**	**.50558**
Stddev	.00120	.00241	.00360
%RSD	.24819	.52129	.71292
#1	.48363	.46359	.50303
#2	.48194	.46019	.50812
Check ?	Chk Pass	Chk Pass	Chk Pass
Value			
Range			

Int. Std.	Y_2243	Y_3600	Y_3774
Units	Cts/S	Cts/S	Cts/S
Avg	**2599.2**	**40887.**	**2213.1**
Stddev	8.0	74.	62.3
%RSD	.30650	.18123	2.8134
#1	2593.6	40940.	2257.1
#2	2604.9	40835.	2169.1

Sample Name: CCB Acquired: 5/18/2016 23:15:10 Type: QC
Method: 6500_025(v6) Mode: CONC Corr. Factor: 1.000000
User: CRHOADES Prep Date: Custom ID2: Custom ID3:
Comment:

Elem	Ag3280	Al1670	As1890	B_2089	Ba4554	Be3130	Bi2230	Ca3179	Cd2288	Co2286	Cr2055
Units	ppm	ppm	ppm	ppm	ppm	ppm	ppm	ppm	ppm	ppm	ppm
Avg	**-.00025**	**-.00048**	**-.00374**	**.00151**	**-.00099**	**.00030**	**-.00098**	**-.02348**	**-.00003**	**-.00048**	**-.00024**
Stddev	.00027	.00017	.00326	.00000	.00064	.00006	.00015	.00338	.00004	.00007	.00024
%RSD	107.93	34.680	87.063	.06626	65.035	18.546	15.688	14.414	121.95	13.844	100.03
#1	-.00044	-.00037	-.00605	.00151	-.00145	.00026	-.00087	-.02587	-.00005	-.00052	-.00040
#2	-.00006	-.00060	-.00144	.00150	-.00054	.00034	-.00109	-.02108	.00000	-.00043	-.00007
Check ?	Chk Pass	Chk Pass	Chk Pass	Chk Pass	Chk Pass	Chk Pass	Chk Pass	Chk Pass	Chk Pass	Chk Pass	Chk Pass
High Limit											
Low Limit											

Elem	Cu3247	Fe2599	K_7664	Li6707	Mg2790	Mn2576	Mo2020	Na5895	Ni2316	P_1782	Pb2203
Units	ppm	ppm	ppm	ppm	ppm	ppm	ppm	ppm	ppm	ppm	ppm
Avg	**-.00091**	**-.00332**	**.19423**	**-.00110**	**.00320**	**.00001**	**.00178**	**.23770**	**-.00055**	**.00236**	**-.00066**
Stddev	.00125	.00394	.01429	.00203	.00853	.00004	.00124	.01906	.00045	.00020	.00165
%RSD	138.03	118.53	7.3577	184.68	266.51	639.21	69.768	8.0207	82.845	8.6348	249.85
#1	-.00179	-.00611	.18413	-.00253	-.00283	.00004	.00090	.22422	-.00023	.00222	.00051
#2	-.00002	-.00054	.20434	.00034	.00923	-.00002	.00266	.25118	-.00086	.00251	-.00183
Check ?	Chk Pass	Chk Pass	Chk Pass	Chk Pass	Chk Pass	Chk Pass	Chk Pass	Chk Pass	Chk Pass	Chk Pass	Chk Pass
High Limit											
Low Limit											

Elem	S_1820	Sb2068	Se1960	Si2881	SiO2	Sn1899	Sr4077	Th2837	Ti3349	Tl1908	U_3701
Units	ppm	ppm	ppm	ppm	ppm	ppm	ppm	ppm	ppm	ppm	ppm
Avg	W **.06025**	W **.00524**	W **.01083**	**-.01039**	**-.02223**	**-.00034**	**.00003**	**.00074**	**-.00002**	**-.00026**	**-.01412**
Stddev	.00109	.00553	.00412	.03670	.07853	.00030	.00022	.00079	.00025	.00186	.02881
%RSD	1.8025	105.52	38.035	353.25	353.25	88.415	776.99	106.43	1464.7	724.84	204.03
#1	.06102	.00915	.01375	-.03634	-.07776	-.00013	-.00012	.00018	.00016	-.00157	.00625
#2	.05949	.00133	.00792	.01556	.03330	-.00056	.00018	.00130	-.00019	.00106	-.03449
Check ?	Chk Warn	Chk Warn	Chk Warn	Chk Pass	Chk Pass	Chk Pass	Chk Pass	Chk Pass	Chk Pass	Chk Pass	Chk Pass
High Limit	.05000	.00100	.00750								
Low Limit	-.20000	-.00100	-.01500								

Elem	V_2924	Zn2062	Zr3391
Units	ppm	ppm	ppm
Avg	**.00055**	**-.00098**	**-.00168**
Stddev	.00001	.00011	.00207
%RSD	2.0477	10.808	123.10
#1	.00056	-.00090	-.00022
#2	.00054	-.00105	-.00314
Check ?	Chk Pass	Chk Pass	Chk Pass
High Limit			
Low Limit			

Int. Std.	Y_2243	Y_3600	Y_3774
Units	Cts/S	Cts/S	Cts/S
Avg	**2680.5**	**41954.**	**2259.6**
Stddev	3.1	81.	.8
%RSD	.11591	.19348	.03676
#1	2678.3	41897.	2259.0
#2	2682.7	42011.	2260.2

Sample Name: CCVL-3897520 Acquired: 5/18/2016 23:17:33 Type: QC
Method: 6500_025(v6) Mode: CONC Corr. Factor: 1.000000
User: CRHOADES Prep Date: Custom ID2: Custom ID3:
Comment:

Elem	Ag3280	Al1670	As1890	B_2089	Ba4554	Be3130	Bi2230	Ca3179	Cd2288	Co2286	Cr2055	Cu3247
Units	ppm	ppm	ppm	ppm	ppm	ppm	ppm	ppm	ppm	ppm	ppm	ppm
Avg	**.00897**	**.11387**	**.01890**	**.09872**	**.00959**	**.00082**	**.11362**	**.20395**	**.00509**	**.01022**	**.01061**	**.01551**
Stddev	.00055	.00099	.00461	.00316	.00060	.00009	.00288	.00334	.00028	.00050	.00076	.00102
%RSD	6.1414	.86901	24.397	3.1991	6.2887	10.400	2.5346	1.6391	5.5132	4.8878	7.1505	6.5549
#1	.00935	.11457	.01564	.10096	.01001	.00088	.11565	.20631	.00529	.01057	.01115	.01479
#2	.00858	.11317	.02216	.09649	.00916	.00076	.11158	.20158	.00489	.00987	.01008	.01623
Check ?	Chk Pass	Chk Pass	Chk Pass	Chk Pass	Chk Pass	Chk Pass	Chk Pass	Chk Pass	Chk Pass	Chk Pass	Chk Pass	Chk Pass
Value												
Range												

Elem	Fe2599	K_7664	Li6707	Mg2790	Mn2576	Mo2020	Na5895	Ni2316	P_1782	Pb2203	S_1820	Sb2068
Units	ppm	ppm	ppm	ppm	ppm	ppm	ppm	ppm	ppm	ppm	ppm	ppm
Avg	**.11035**	**3.1206**	**.00973**	**.19831**	**.00979**	**.02082**	**1.2538**	**.04096**	**2.9341**	**.00748**	**.05187**	F **.02772**
Stddev	.00338	.0575	.00045	.00006	.00020	.00086	.0150	.00228	.1414	.00133	.00374	.00447
%RSD	3.0603	1.8434	4.6025	.02949	2.0307	4.1271	1.1971	5.5595	4.8183	17.744	7.2111	16.137
#1	.10796	3.0799	.01005	.19835	.00965	.02143	1.2644	.04257	3.0340	.00842	.05452	.03088
#2	.11273	3.1613	.00942	.19827	.00993	.02021	1.2432	.03935	2.8341	.00654	.04923	.02456
Check ?	Chk Pass	Chk Pass	Chk Pass	Chk Pass	Chk Pass	Chk Pass	Chk Pass	Chk Pass	Chk Pass	Chk Pass	None	Chk Fail
Value												.02000
Range												30.000%

Elem	Se1960	Si2881	SiO2	Sn1899	Sr4077	Th2837	Ti3349	Tl1908	U_3701	V_2924	Zn2062	Zr3391
Units	ppm	ppm	ppm	ppm	ppm	ppm	ppm	ppm	ppm	ppm	ppm	ppm
Avg	F **.02045**	**.50117**	**1.0725**	**.10827**	**.01013**	**.01506**	**.00909**	**.01251**	F **.08691**	**.01081**	**.01901**	**.01476**
Stddev	.00804	.02305	.0493	.00638	.00010	.00297	.00018	.00150	.01790	.00039	.00187	.00199
%RSD	39.303	4.5997	4.5997	5.8897	1.0057	19.740	1.9436	12.021	20.596	3.6375	9.8555	13.508
#1	.02613	.51747	1.1074	.11278	.01020	.01716	.00921	.01357	.09957	.01053	.01768	.01617
#2	.01476	.48487	1.0376	.10376	.01006	.01296	.00896	.01145	.07425	.01109	.02033	.01335
Check ?	Chk Fail	Chk Pass	Chk Pass	Chk Pass	Chk Pass	Chk Pass	Chk Pass	Chk Pass	Chk Fail	Chk Pass	Chk Pass	Chk Pass
Value	.01500								.06000			
Range	30.000%								30.000%			

Int. Std.	Y_2243	Y_3600	Y_3774
Units	Cts/S	Cts/S	Cts/S
Avg	**2674.3**	**42222.**	**2234.0**
Stddev	5.4	60.	96.1
%RSD	.20277	.14241	4.3026
#1	2678.1	42180.	2302.0
#2	2670.4	42265.	2166.0

Sample Name: MB 280-324504/1-A Acquired: 5/18/2016 23:20:14 Type: Unk
Method: 6500_025(v6) Mode: CONC Corr. Factor: 1.000000
User: CRHOADES Prep Date: 5/13 Custom ID2: Custom ID3:
Comment: 324504 6010B (Se)

Elem	Ag3280	Al1670	As1890	B_2089	Ba4554	Be3130	Bi2230	Ca3179	Cd2288
Line	328.068 {103}	167.079 {502}	189.042 {478}	208.959 {461}	455.403 { 74}	313.042 {108}	223.061 {451}	317.933 {106}	228.802 {447}
Units	ppm	ppm	ppm	ppm	ppm	ppm	ppm	ppm	ppm
Avg	**.00063**	**.00362**	**.00165**	**-.00045**	**-.00078**	**.00026**	**.00361**	**-.00822**	**-.00008**
Stddev	.00022	.00045	.00756	.00158	.00075	.00025	.00175	.00702	.00019
%RSD	35.245	12.363	458.17	351.15	95.453	95.451	48.405	85.444	227.45
#1	.00047	.00331	.00700	.00067	-.00026	.00009	.00238	-.00325	.00005
#2	.00079	.00394	-.00370	-.00157	-.00131	.00044	.00485	-.01318	-.00022
Check ?	Chk Pass	Chk Pass	Chk Pass	Chk Pass	Chk Pass	Chk Pass	Chk Pass	Chk Pass	Chk Pass
High Limit									
Low Limit									

Elem	Co2286	Cr2055	Cu3247	Fe2599	K_7664	Li6707	Mg2790	Mn2576	Mo2020
Line	228.616 {447}	205.560 {464}	324.754 {104}	259.940 {130}	766.490 { 44}	670.784 { 50}	279.079 {121}2	257.610 {131}	202.030 {467}
Units	ppm	ppm	ppm	ppm	ppm	ppm	ppm	ppm	ppm
Avg	**-.00023**	**-.00022**	**-.00079**	**.02278**	**.12407**	**.00217**	**-.00041**	**.00012**	**-.00010**
Stddev	.00021	.00024	.00035	.00485	.11140	.00030	.00078	.00008	.00038
%RSD	91.650	105.90	43.834	21.280	89.783	13.804	191.55	63.605	394.04
#1	-.00008	-.00039	-.00104	.02620	.20285	.00239	-.00096	.00018	-.00037
#2	-.00037	-.00006	-.00055	.01935	.04530	.00196	.00014	.00007	.00017
Check ?	Chk Pass	Chk Pass	Chk Pass	Chk Pass	Chk Pass	Chk Pass	Chk Pass	Chk Pass	Chk Pass
High Limit									
Low Limit									

Elem	Na5895	Ni2316	P_1782	Pb2203	S_1820	Sb2068	Se1960	Si2881	SiO2
Line	589.592 { 57}	231.604 {446}	178.284 {489}	220.353 {453}	182.034 {485}	206.833 {463}	196.090 {472}	288.158 {117}	288.158 {117}2
Units	ppm	ppm	ppm	ppm	ppm	ppm	ppm	ppm	ppm
Avg	**.20664**	**-.00034**	**.00011**	**.00066**	W **.05725**	**.00480**	W **.00904**	**.04768**	**.10203**
Stddev	.00650	.00039	.00039	.00115	.00553	.00263	.00211	.03845	.08228
%RSD	3.1458	116.35	363.19	174.61	9.6631	54.764	23.324	80.643	80.643
#1	.21123	-.00061	-.00017	-.00015	.06116	.00666	.01053	.07486	.16021
#2	.20204	-.00006	.00039	.00147	.05334	.00294	.00755	.02049	.04385
Check ?	Chk Pass	Chk Pass	Chk Pass	Chk Pass	Chk Warn	Chk Pass	Chk Warn	Chk Pass	None
High Limit					.05000		.00750		
Low Limit					-.05000		-.00750		

Elem	Sn1899	Sr4077	Th2837	Ti3349	Tl1908	U_3701	V_2924	Zn2062	Zr3391
Line	189.989 {477}	407.771 { 83}	283.730 {119}	334.904 {101}	190.856 {477}	370.152 { 91}	292.402 {115}	206.200 {163}	339.198 { 99}
Units	ppm	ppm	ppm	ppm	ppm	ppm	ppm	ppm	ppm
Avg	**.00037**	**.00025**	**-.00050**	**-.00007**	**.00005**	**.00793**	**.00076**	**.00183**	**.00004**
Stddev	.00085	.00020	.00172	.00005	.00482	.09021	.00027	.00020	.00047
%RSD	227.85	79.614	346.16	77.693	10029.	1137.9	34.906	10.840	1144.2
#1	.00098	.00011	.00072	-.00003	-.00336	-.05586	.00095	.00169	-.00029
#2	-.00023	.00039	-.00171	-.00010	.00345	.07172	.00057	.00197	.00038
Check ?	Chk Pass	Chk Pass	Chk Pass	Chk Pass	Chk Pass	Chk Pass	Chk Pass	Chk Pass	Chk Pass
High Limit									
Low Limit									

Int. Std.	Y_2243	Y_3600	Y_3774
Line	224.306 {450}	360.073 { 94}	377.433 { 89}
Units	Cts/S	Cts/S	Cts/S
Avg	**2692.8**	**42916.**	**2223.7**
Stddev	3.9	72.	31.2
%RSD	.14451	.16667	1.4013
#1	2695.6	42865.	2245.8
#2	2690.1	42966.	2201.7

Sample Name: LCS 280-324504/2-A Acquired: 5/18/2016 23:22:37 Type: Unk
Method: 6500_025(v6) Mode: CONC Corr. Factor: 1.000000
User: CRHOADES Prep Date: Custom ID2: Custom ID3:
Comment: 324504 6010B (Se)

Elem	Ag3280	Al1670	As1890	B_2089	Ba4554	Be3130	Bi2230	Ca3179	Cd2288
Line	328.068 {103}	167.079 {502}	189.042 {478}	208.959 {461}	455.403 { 74}	313.042 {108}	223.061 {451}	317.933 {106}	228.802 {447}
Units	ppm	ppm	ppm	ppm	ppm	ppm	ppm	ppm	ppm
Avg	**.05068**	**2.0904**	**1.0687**	**1.0064**	**2.0152**	**.04755**	**2.1706**	**48.573**	**.09853**
Stddev	.00078	.0892	.0517	.0398	.0439	.00083	.0984	1.144	.00360
%RSD	1.5416	4.2690	4.8363	3.9531	2.1795	1.7474	4.5347	2.3561	3.6503
#1	.05013	2.1535	1.1053	1.0345	1.9841	.04697	2.2402	47.763	.10108
#2	.05124	2.0273	1.0322	.97827	2.0462	.04814	2.1010	49.382	.09599
Check ?	Chk Pass	Chk Pass	Chk Pass	Chk Pass	Chk Pass	Chk Pass	None	Chk Pass	Chk Pass
High Limit									
Low Limit									

Elem	Co2286	Cr2055	Cu3247	Fe2599	K_7664	Li6707	Mg2790	Mn2576	Mo2020
Line	228.616 {447}	205.560 {464}	324.754 {104}	259.940 {130}	766.490 { 44}	670.784 { 50}	279.079 {121}2	257.610 {131}	202.030 {467}
Units	ppm	ppm	ppm	ppm	ppm	ppm	ppm	ppm	ppm
Avg	**.48116**	**.19813**	**.26383**	**.97468**	**48.615**	**.97770**	**48.770**	**.47045**	**1.0405**
Stddev	.02048	.00864	.00214	.02506	1.114	.00449	.158	.00145	.0460
%RSD	4.2569	4.3603	.80971	2.5715	2.2916	.45908	.32447	.30779	4.4212
#1	.49565	.20424	.26232	.95696	47.827	.97453	48.658	.46943	1.0730
#2	.46668	.19202	.26534	.99240	49.402	.98088	48.882	.47147	1.0080
Check ?	Chk Pass	Chk Pass	Chk Pass	Chk Pass	Chk Pass	Chk Pass	Chk Pass	Chk Pass	Chk Pass
High Limit									
Low Limit									

Elem	Na8183	Ni2316	P_1782	Pb2203	S_1820	Sb2068	Se1960	Si2881	SiO2
Line	818.326 { 41}	231.604 {446}	178.284 {489}	220.353 {453}	182.034 {485}	206.833 {463}	196.090 {472}	288.158 {117}	288.158 {117}2
Units	ppm	ppm	ppm	ppm	ppm	ppm	ppm	ppm	ppm
Avg	**54.043**	**.47507**	**10.070**	**.49888**	**2.1328**	**.52654**	**2.2236**	**9.7495**	**20.864**
Stddev	.377	.02035	.402	.01718	.0691	.01874	.0946	.0363	.078
%RSD	.69697	4.2837	3.9908	3.4429	3.2376	3.5599	4.2558	.37255	.37255
#1	54.309	.48946	10.354	.51103	2.1817	.53979	2.2905	9.7238	20.809
#2	53.777	.46068	9.7857	.48673	2.0840	.51328	2.1567	9.7752	20.919
Check ?	Chk Pass	Chk Pass	Chk Pass	Chk Pass	None	Chk Pass	Chk Pass	Chk Pass	None
High Limit									
Low Limit									

Elem	Sn1899	Sr4077	Th2837	Ti3349	Tl1908	U_3701	V_2924	Zn2062	Zr3391
Line	189.989 {477}	407.771 { 83}	283.730 {119}	334.904 {101}	190.856 {477}	370.152 { 91}	292.402 {115}	206.200 {163}	339.198 { 99}
Units	ppm	ppm	ppm	ppm	ppm	ppm	ppm	ppm	ppm
Avg	**2.0572**	**.93310**	**.96476**	**.95074**	**1.9637**	**2.1927**	**.48757**	**.46565**	**.52765**
Stddev	.0776	.01598	.00065	.00241	.1198	.0362	.00184	.00372	.00475
%RSD	3.7733	1.7128	.06688	.25328	6.1011	1.6492	.37719	.79980	.89929
#1	2.1121	.92180	.96431	.94904	2.0484	2.1671	.48626	.46828	.53101
#2	2.0023	.94441	.96522	.95245	1.8790	2.2183	.48887	.46302	.52429
Check ?	Chk Pass	Chk Pass	Chk Pass	Chk Pass	Chk Pass	Chk Pass	Chk Pass	Chk Pass	Chk Pass
High Limit									
Low Limit									

Int. Std.	Y_2243	Y_3600	Y_3774
Line	224.306 {450}	360.073 { 94}	377.433 { 89}
Units	Cts/S	Cts/S	Cts/S
Avg	**2696.1**	**41076.**	**2283.5**
Stddev	117.9	54.	56.6
%RSD	4.3725	.13185	2.4801
#1	2612.7	41114.	2323.5
#2	2779.4	41038.	2243.4

Sample Name: 280-82833-D-1-A Acquired: 5/18/2016 23:25:05 Type: Unk
Method: 6500_025(v6) Mode: CONC Corr. Factor: 1.000000
User: CRHOADES Prep Date: Custom ID2: Custom ID3:
Comment: 324504 6010B (Se)

Elem	Ag3280	Al1670	As1890	B_2089	Ba4554	Be3130	Bi2230	Ca3179	Cd2288
Line	328.068 {103}	167.079 {502}	189.042 {478}	208.959 {461}	455.403 { 74}	313.042 {108}	223.061 {451}	317.933 {106}	228.802 {447}
Units	ppm	ppm	ppm	ppm	ppm	ppm	ppm	ppm	ppm
Avg	**.00016**	**2.3527**	**.00642**	**.01693**	**.00428**	**.00042**	**.00236**	**5.8145**	**-.00029**
Stddev	.00034	.0842	.00763	.00144	.00028	.00023	.00137	.0144	.00020
%RSD	211.95	3.5767	118.73	8.5014	6.5682	54.760	58.323	.24830	68.853
#1	-.00008	2.4122	.01181	.01794	.00408	.00025	.00138	5.8247	-.00044
#2	.00040	2.2931	.00103	.01591	.00448	.00058	.00333	5.8043	-.00015
Check ?	Chk Pass	Chk Pass	Chk Pass	Chk Pass	Chk Pass	Chk Pass	Chk Pass	Chk Pass	Chk Pass
High Limit									
Low Limit									

Elem	Co2286	Cr2055	Cu3247	Fe2599	K_7664	Li6707	Mg2790	Mn2576	Mo2020
Line	228.616 {447}	205.560 {464}	324.754 {104}	259.940 {130}	766.490 { 44}	670.784 { 50}	279.079 {121}2	257.610 {131}	202.030 {467}
Units	ppm	ppm	ppm	ppm	ppm	ppm	ppm	ppm	ppm
Avg	**.00007**	**.00234**	**-.00038**	**1.5497**	**.54699**	**-.00092**	**2.1928**	**.00860**	**.00479**
Stddev	.00041	.00020	.00017	.0059	.00618	.00027	.0104	.00003	.00024
%RSD	623.48	8.7082	45.186	.38115	1.1304	29.511	.47488	.29175	5.0414
#1	-.00022	.00219	-.00051	1.5539	.54262	-.00072	2.1854	.00858	.00462
#2	.00036	.00248	-.00026	1.5455	.55136	-.00111	2.2002	.00862	.00496
Check ?	Chk Pass	Chk Pass	Chk Pass	Chk Pass	Chk Pass	Chk Pass	Chk Pass	Chk Pass	Chk Pass
High Limit									
Low Limit									

Elem	Na5895	Ni2316	P_1782	Pb2203	S_1820	Sb2068	Se1960	Si2881	SiO2
Line	589.592 { 57}	231.604 {446}	178.284 {489}	220.353 {453}	182.034 {485}	206.833 {463}	196.090 {472}	288.158 {117}	288.158 {117}2
Units	ppm	ppm	ppm	ppm	ppm	ppm	ppm	ppm	ppm
Avg	**3.8992**	**.00091**	**.17840**	**.00180**	**4.9659**	**.00421**	**.00718**	**4.0694**	**8.7084**
Stddev	.0527	.00012	.01181	.00009	.2949	.00051	.00192	.0201	.0430
%RSD	1.3519	13.085	6.6183	5.1498	5.9375	12.093	26.741	.49333	.49333
#1	3.8620	.00100	.18675	.00187	5.1744	.00385	.00854	4.0552	8.6780
#2	3.9365	.00083	.17005	.00173	4.7574	.00457	.00582	4.0836	8.7388
Check ?	Chk Pass	Chk Pass	Chk Pass	Chk Pass	Chk Pass	Chk Pass	Chk Pass	Chk Pass	Chk Pass
High Limit									
Low Limit									

Elem	Sn1899	Sr4077	Th2837	Ti3349	Tl1908	U_3701	V_2924	Zn2062	Zr3391
Line	189.989 {477}	407.771 { 83}	283.730 {119}	334.904 {101}	190.856 {477}	370.152 { 91}	292.402 {115}	206.200 {163}	339.198 { 99}
Units	ppm	ppm	ppm	ppm	ppm	ppm	ppm	ppm	ppm
Avg	**.00147**	**.07904**	**-.00070**	**.02394**	**.01676**	**-.00441**	**.00493**	**.00321**	**-.00049**
Stddev	.00030	.00053	.00153	.00010	.00439	.00598	.00102	.00009	.00404
%RSD	20.719	.67213	218.63	.43567	26.175	135.42	20.723	2.8899	821.14
#1	.00168	.07867	.00038	.02387	.01366	-.00019	.00421	.00327	-.00335
#2	.00125	.07942	-.00179	.02402	.01986	-.00864	.00565	.00314	.00237
Check ?	Chk Pass	Chk Pass	Chk Pass	Chk Pass	Chk Pass	Chk Pass	Chk Pass	Chk Pass	Chk Pass
High Limit									
Low Limit									

Int. Std.	Y_2243	Y_3600	Y_3774
Line	224.306 {450}	360.073 { 94}	377.433 { 89}
Units	Cts/S	Cts/S	Cts/S
Avg	**2771.2**	**42442.**	**2368.5**
Stddev	120.6	246.	8.8
%RSD	4.3538	.57900	.37146
#1	2685.8	42615.	2374.7
#2	2856.5	42268.	2362.3

Sample Name: 280-82833-D-1-A SD@5 Acquired: 5/18/2016 23:27:44 Type: Unk
Method: 6500_025(v6) Mode: CONC Corr. Factor: 1.000000
User: CRHOADES Prep Date: Custom ID2: Custom ID3:
Comment: 324504 6010B (Se)

Elem	Ag3280	Al1670	As1890	B_2089	Ba4554	Be3130	Bi2230	Ca3179	Cd2288
Line	328.068 {103}	167.079 {502}	189.042 {478}	208.959 {461}	455.403 { 74}	313.042 {108}	223.061 {451}	317.933 {106}	228.802 {447}
Units	ppm	ppm	ppm	ppm	ppm	ppm	ppm	ppm	ppm
Avg	**-.00032**	**.51569**	**.00605**	**.00336**	**.00045**	**.00029**	**-.00234**	**1.1535**	**.00006**
Stddev	.00071	.00018	.00047	.00159	.00062	.00008	.00230	.0411	.00006
%RSD	224.40	.03423	7.7731	47.253	139.41	28.984	98.576	3.5666	113.14
#1	-.00082	.51557	.00572	.00449	.00089	.00035	-.00397	1.1826	.00010
#2	.00019	.51582	.00638	.00224	.00001	.00023	-.00071	1.1244	.00001
Check ?	Chk Pass	Chk Pass	Chk Pass	Chk Pass	Chk Pass	Chk Pass	Chk Pass	Chk Pass	Chk Pass
High Limit									
Low Limit									

Elem	Co2286	Cr2055	Cu3247	Fe2599	K_7664	Li6707	Mg2790	Mn2576	Mo2020
Line	228.616 {447}	205.560 {464}	324.754 {104}	259.940 {130}	766.490 { 44}	670.784 { 50}	279.079 {121}2	257.610 {131}	202.030 {467}
Units	ppm	ppm	ppm	ppm	ppm	ppm	ppm	ppm	ppm
Avg	**.00018**	**.00081**	**-.00101**	**.32426**	**.15057**	**.00008**	**.43524**	**.00178**	**.00114**
Stddev	.00006	.00002	.00018	.00711	.02045	.00020	.00058	.00012	.00008
%RSD	32.911	1.9090	17.402	2.1929	13.585	260.45	.13262	6.4931	6.8026
#1	.00022	.00082	-.00114	.32929	.13610	-.00006	.43564	.00186	.00109
#2	.00013	.00080	-.00089	.31924	.16503	.00022	.43483	.00170	.00120
Check ?	Chk Pass	Chk Pass	Chk Pass	Chk Pass	Chk Pass	Chk Pass	Chk Pass	Chk Pass	Chk Pass
High Limit									
Low Limit									

Elem	Na5895	Ni2316	P_1782	Pb2203	S_1820	Sb2068	Se1960	Si2881	SiO2
Line	589.592 { 57}	231.604 {446}	178.284 {489}	220.353 {453}	182.034 {485}	206.833 {463}	196.090 {472}	288.158 {117}	288.158 {117}2
Units	ppm	ppm	ppm	ppm	ppm	ppm	ppm	ppm	ppm
Avg	**.93026**	**-.00020**	**.03662**	**-.00124**	**1.0511**	**-.00065**	**-.00114**	**.82934**	**1.7748**
Stddev	.02630	.00010	.00016	.00062	.0679	.00355	.00205	.00911	.0195
%RSD	2.8268	50.564	.45016	50.074	6.4603	549.89	180.16	1.0987	1.0987
#1	.94885	-.00013	.03674	-.00168	1.0991	-.00316	-.00259	.82290	1.7610
#2	.91166	-.00028	.03650	-.00080	1.0031	.00187	.00031	.83578	1.7886
Check ?	Chk Pass	Chk Pass	Chk Pass	Chk Pass	Chk Pass	Chk Pass	Chk Pass	Chk Pass	Chk Pass
High Limit									
Low Limit									

Elem	Sn1899	Sr4077	Th2837	Ti3349	Tl1908	U_3701	V_2924	Zn2062	Zr3391
Line	189.989 {477}	407.771 { 83}	283.730 {119}	334.904 {101}	190.856 {477}	370.152 { 91}	292.402 {115}	206.200 {163}	339.198 { 99}
Units	ppm	ppm	ppm	ppm	ppm	ppm	ppm	ppm	ppm
Avg	**.00159**	**.01610**	**.00135**	**.00759**	**.00252**	**-.01856**	**.00148**	**.00013**	**.00249**
Stddev	.00118	.00011	.00051	.00057	.00029	.02227	.00035	.00018	.00454
%RSD	73.957	.66151	37.941	7.5682	11.550	120.01	23.736	133.60	182.01
#1	.00243	.01603	.00172	.00800	.00273	-.03431	.00173	.00001	.00570
#2	.00076	.01618	.00099	.00718	.00232	-.00281	.00123	.00026	-.00072
Check ?	Chk Pass	Chk Pass	Chk Pass	Chk Pass	Chk Pass	Chk Pass	Chk Pass	Chk Pass	Chk Pass
High Limit									
Low Limit									

Int. Std.	Y_2243	Y_3600	Y_3774
Line	224.306 {450}	360.073 { 94}	377.433 { 89}
Units	Cts/S	Cts/S	Cts/S
Avg	**2694.4**	**42378.**	**2307.1**
Stddev	13.7	158.	120.4
%RSD	.50819	.37178	5.2201
#1	2704.1	42266.	2221.9
#2	2684.7	42489.	2392.2

Sample Name: 280-82833-D-1-B MS Acquired: 5/18/2016 23:30:25 Type: Unk
Method: 6500_025(v6) Mode: CONC Corr. Factor: 1.000000
User: CRHOADES Prep Date: Custom ID2: Custom ID3:
Comment: 324504 6010B (Se)

Elem	Ag3280	Al3092	As1890	B_2089	Ba4554	Be3130	Bi2230	Ca3179	Cd2288
Line	328.068 {103}	309.271 {109}	189.042 {478}	208.959 {461}	455.403 { 74}	313.042 {108}	223.061 {451}	317.933 {106}	228.802 {447}
Units	ppm	ppm	ppm	ppm	ppm	ppm	ppm	ppm	ppm
Avg	**.05013**	**4.4973**	**1.0871**	**1.0482**	**1.9802**	**.04669**	F **2.2071**	**53.218**	**.10062**
Stddev	.00018	.0973	.0100	.0021	.0099	.00005	.0069	.285	.00008
%RSD	.36306	2.1635	.92327	.20429	.50220	.11012	.31464	.53576	.08216
#1	.05026	4.4285	1.0942	1.0467	1.9731	.04672	2.2120	53.017	.10068
#2	.05000	4.5661	1.0800	1.0497	1.9872	.04665	2.2022	53.420	.10056
Check ?	Chk Pass	Chk Pass	Chk Pass	Chk Pass	Chk Pass	Chk Pass	Chk Fail	Chk Pass	Chk Pass
High Limit							.10000		
Low Limit							-.10000		

Elem	Co2286	Cr2055	Cu3247	Fe2599	K_7664	Li6707	Mg2790	Mn2576	Mo2020
Line	228.616 {447}	205.560 {464}	324.754 {104}	259.940 {130}	766.490 { 44}	670.784 { 50}	279.079 {121}2	257.610 {131}	202.030 {467}
Units	ppm	ppm	ppm	ppm	ppm	ppm	ppm	ppm	ppm
Avg	**.49796**	**.20536**	**.26518**	**2.3925**	**48.300**	**.97623**	**50.993**	**.47681**	**1.0669**
Stddev	.00037	.00012	.00109	.0178	.347	.00608	.064	.00081	.0028
%RSD	.07415	.05658	.41082	.74413	.71796	.62244	.12454	.16886	.25995
#1	.49822	.20527	.26441	2.3800	48.055	.97194	50.949	.47624	1.0688
#2	.49770	.20544	.26595	2.4051	48.546	.98053	51.038	.47738	1.0649
Check ?	Chk Pass	Chk Pass	Chk Pass	Chk Pass	Chk Pass	Chk Pass	Chk Pass	Chk Pass	Chk Pass
High Limit									
Low Limit									

Elem	Na8183	Ni2316	P_1782	Pb2203	S_1820	Sb2068	Se1960	Si2881	SiO2
Line	818.326 { 41}	231.604 {446}	178.284 {489}	220.353 {453}	182.034 {485}	206.833 {463}	196.090 {472}	288.158 {117}	288.158 {117}2
Units	ppm	ppm	ppm	ppm	ppm	ppm	ppm	ppm	ppm
Avg	**57.718**	**.49137**	W **10.531**	**.50935**	**6.8198**	**.53120**	**2.2364**	**13.739**	**29.401**
Stddev	.005	.00124	.007	.00118	.0140	.01145	.0050	.019	.040
%RSD	.00911	.25234	.06974	.23108	.20570	2.1561	.22447	.13537	.13537
#1	57.714	.49225	10.536	.51019	6.8099	.53930	2.2400	13.752	29.429
#2	57.721	.49049	10.526	.50852	6.8297	.52310	2.2329	13.725	29.372
Check ?	Chk Pass	Chk Pass	Chk Warn	Chk Pass	Chk Pass	Chk Pass	Chk Pass	Chk Pass	Chk Pass
High Limit			2.0000						
Low Limit			-1.0000						

Elem	Sn1899	Sr4077	Th2837	Ti3349	Tl1908	U_3701	V_2924	Zn2062	Zr3391
Line	189.989 {477}	407.771 { 83}	283.730 {119}	334.904 {101}	190.856 {477}	370.152 { 91}	292.402 {115}	206.200 {163}	339.198 { 99}
Units	ppm	ppm	ppm	ppm	ppm	ppm	ppm	ppm	ppm
Avg	W **2.1003**	**.98892**	**.97056**	**.97116**	**1.8899**	**2.1235**	**.48887**	**.46263**	**.53308**
Stddev	.0010	.00587	.00736	.00215	.0724	.0343	.00140	.00014	.00674
%RSD	.04972	.59385	.75808	.22089	3.8329	1.6160	.28735	.03047	1.2646
#1	2.1010	.98477	.96536	.96964	1.9411	2.1478	.48788	.46253	.52832
#2	2.0995	.99307	.97576	.97268	1.8387	2.0992	.48986	.46273	.53785
Check ?	Chk Warn	Chk Pass	Chk Pass	Chk Pass	Chk Pass	Chk Pass	Chk Pass	Chk Pass	Chk Pass
High Limit	2.0000								
Low Limit	-.05000								

Int. Std.	Y_2243	Y_3600	Y_3774
Line	224.306 {450}	360.073 { 94}	377.433 { 89}
Units	Cts/S	Cts/S	Cts/S
Avg	**2571.8**	**40146.**	**2253.8**
Stddev	11.5	158.	10.2
%RSD	.44721	.39325	.45117
#1	2563.7	40258.	2261.0
#2	2580.0	40034.	2246.6

Sample Name: 280-82833-D-1-C MSD Acquired: 5/18/2016 23:32:52 Type: Unk
Method: 6500_025(v6) Mode: CONC Corr. Factor: 1.000000
User: CRHOADES Prep Date: Custom ID2: Custom ID3:
Comment: 324504 6010B (Se)

Elem	Ag3280	Al3092	As1890	B_2089	Ba4554	Be3130	Bi2230	Ca3179	Cd2288
Line	328.068 {103}	309.271 {109}	189.042 {478}	208.959 {461}	455.403 { 74}	313.042 {108}	223.061 {451}	317.933 {106}	228.802 {447}
Units	ppm	ppm	ppm	ppm	ppm	ppm	ppm	ppm	ppm
Avg	k **.05175**	W **3.1935**	k **1.0622**	**1.0167**	k **1.3873**	k **.03303**	kF **2.1473**	**37.614**	k **.10056**
Stddev	.00253	2.0508	.0358	.0327	.8908	.02052	.0610	23.815	.00207
%RSD	4.8921	64.219	3.3691	3.2160	64.213	62.142	2.8410	63.314	2.0609
#1	k .05354	1.7433	k 1.0369	.99362	k .75741	k .01852	k 2.1041	20.774	k .10202
#2	.04996	4.6436	1.0875	1.0399	2.0172	.04754	2.1904	54.454	.09909
Check ?	Chk Pass	Chk Warn	Chk Pass	Chk Pass	Chk Pass	Chk Pass	Chk Fail	Chk Pass	Chk Pass
High Limit		500.00					.10000		
Low Limit		3.2000					-.10000		

Elem	Co2286	Cr2055	Cu3247	Fe2599	K_7664	Li6707	Mg2790	Mn2576	Mo2020
Line	228.616 {447}	205.560 {464}	324.754 {104}	259.940 {130}	766.490 { 44}	670.784 { 50}	279.079 {121}2	257.610 {131}	202.030 {467}
Units	ppm	ppm	ppm	ppm	ppm	ppm	ppm	ppm	ppm
Avg	k **.48264**	k **.20097**	k **.26232**	**1.7452**	**34.851**	**.68974**	k **50.438**	k **.47332**	k **1.0494**
Stddev	.00824	.00585	.00018	1.0941	20.610	.42679	.133	.00186	.0295
%RSD	1.7072	2.9096	.06880	62.691	59.136	61.877	.26324	.39365	2.8092
#1	k .47681	k .19683	k .26220	.97157	20.278	.38795	k 50.532	k .47464	k 1.0285
#2	.48846	.20510	.26245	2.5188	49.424	.99153	50.344	.47201	1.0702
Check ?	Chk Pass	Chk Pass	Chk Pass	Chk Pass	Chk Pass	Chk Pass	Chk Pass	Chk Pass	Chk Pass
High Limit									
Low Limit									

Elem	Na8183	Ni2316	P_1782	Pb2203	S_1820	Sb2068	Se1960	Si2881	SiO2
Line	818.326 { 41}	231.604 {446}	178.284 {489}	220.353 {453}	182.034 {485}	206.833 {463}	196.090 {472}	288.158 {117}	288.158 {117}2
Units	ppm	ppm	ppm	ppm	ppm	ppm	ppm	ppm	ppm
Avg	**41.370**	k **.47709**	kW **10.125**	k **.49633**	k **6.7442**	k **.51636**	k **2.1422**	k **9.8731**	k **21.128**
Stddev	24.155	.01207	.167	.01525	.1921	.01220	.0530	5.9762	12.789
%RSD	58.388	2.5298	1.6469	3.0723	2.8476	2.3631	2.4749	60.530	60.530
#1	24.289	k .46856	k 10.007	k .48555	k 6.6084	k .50773	k 2.1047	k 5.6473	k 12.085
#2	58.450	.48563	10.242	.50711	6.8800	.52499	2.1797	14.099	30.172
Check ?	Chk Pass	Chk Pass	Chk Warn	Chk Pass	Chk Pass	Chk Pass	Chk Pass	Chk Pass	Chk Pass
High Limit			2.0000						
Low Limit			-1.0000						

Elem	Sn1899	Sr4077	Th2837	Ti3349	Tl1908	U_3701	V_2924	Zn2062	Zr3391
Line	189.989 {477}	407.771 { 83}	283.730 {119}	334.904 {101}	190.856 {477}	370.152 { 91}	292.402 {115}	206.200 {163}	339.198 { 99}
Units	ppm	ppm	ppm	ppm	ppm	ppm	ppm	ppm	ppm
Avg	W **2.0215**	**.69681**	k **.98097**	k **.96922**	k **1.9112**	k **2.1199**	k **.48411**	k **.45991**	k **.38837**
Stddev	.0264	.44523	.04501	.00739	.0314	.0126	.00169	.00151	.22098
%RSD	1.3064	63.895	4.5882	.76220	1.6448	.59186	.34829	.32878	56.900
#1	2.0028	.38199	k 1.0128	k .97445	k 1.9335	k 2.1288	k .48530	k .46098	k .23211
#2	2.0402	1.0116	.94914	.96400	1.8890	2.1111	.48292	.45884	.54462
Check ?	Chk Warn	Chk Pass	Chk Pass	Chk Pass	Chk Pass	Chk Pass	Chk Pass	Chk Pass	Chk Pass
High Limit	2.0000								
Low Limit	-.05000								

Int. Std.	Y_2243	Y_3600	Y_3774
Line	224.306 {450}	360.073 { 94}	377.433 { 89}
Units	Cts/S	Cts/S	Cts/S
Avg	**2646.4**	**40581.**	**2484.6**
Stddev	71.8	224.	380.9
%RSD	2.7117	.55295	15.331
#1	2697.1	40422.	2753.9
#2	2595.7	40739.	2215.2

Sample Name: 280-82833-D-2-A Acquired: 5/18/2016 23:35:17 Type: Unk
Method: 6500_025(v6) Mode: CONC Corr. Factor: 1.000000
User: CRHOADES Prep Date: Custom ID2: Custom ID3:
Comment: 324504 6010B (Se)

Elem	Ag3280	Al1670	As1890	B_2089	Ba4554	Be3130	Bi2230	Ca3179	Cd2288
Line	328.068 {103}	167.079 {502}	189.042 {478}	208.959 {461}	455.403 { 74}	313.042 {108}	223.061 {451}	317.933 {106}	228.802 {447}
Units	ppm	ppm	ppm	ppm	ppm	ppm	ppm	ppm	ppm
Avg	**-.00015**	**.23654**	**.00941**	**.01838**	**.01107**	**.00043**	**.00669**	**17.351**	**.00005**
Stddev	.00053	.00125	.00130	.00038	.00035	.00006	.00191	.079	.00001
%RSD	342.89	.52996	13.816	2.0809	3.1764	14.536	28.607	.45331	20.862
#1	-.00052	.23565	.01033	.01865	.01082	.00047	.00533	17.295	.00006
#2	.00022	.23743	.00849	.01811	.01132	.00038	.00804	17.407	.00004
Check ?	Chk Pass	Chk Pass	Chk Pass	Chk Pass	Chk Pass	Chk Pass	Chk Pass	Chk Pass	Chk Pass
High Limit									
Low Limit									

Elem	Co2286	Cr2055	Cu3247	Fe2599	K_7664	Li6707	Mg2790	Mn2576	Mo2020
Line	228.616 {447}	205.560 {464}	324.754 {104}	259.940 {130}	766.490 { 44}	670.784 { 50}	279.079 {121}2	257.610 {131}	202.030 {467}
Units	ppm	ppm	ppm	ppm	ppm	ppm	ppm	ppm	ppm
Avg	**.00007**	**.00216**	**.00021**	**10.345**	**1.5021**	**.00324**	**3.5454**	**.02018**	**.00435**
Stddev	.00015	.00032	.00045	.018	.0085	.00101	.0453	.00052	.00152
%RSD	219.55	14.944	210.80	.17842	.56790	31.152	1.2773	2.5725	35.005
#1	.00017	.00193	.00053	10.332	1.5081	.00395	3.5774	.02055	.00327
#2	-.00004	.00239	-.00010	10.358	1.4961	.00253	3.5134	.01981	.00542
Check ?	Chk Pass	Chk Pass	Chk Pass	Chk Pass	Chk Pass	Chk Pass	Chk Pass	Chk Pass	Chk Pass
High Limit									
Low Limit									

Elem	Na5895	Ni2316	P_1782	Pb2203	S_1820	Sb2068	Se1960	Si2881	SiO2
Line	589.592 { 57}	231.604 {446}	178.284 {489}	220.353 {453}	182.034 {485}	206.833 {463}	196.090 {472}	288.158 {117}	288.158 {117}2
Units	ppm	ppm	ppm	ppm	ppm	ppm	ppm	ppm	ppm
Avg	**5.7696**	**.00052**	**.04061**	**.00021**	**1.3369**	**.00198**	**.00986**	**3.5247**	**7.5429**
Stddev	.0090	.00043	.00215	.00030	.0156	.00218	.00227	.0364	.0778
%RSD	.15567	83.417	5.3061	146.01	1.1652	110.33	23.021	1.0316	1.0316
#1	5.7633	.00021	.04214	.00042	1.3258	.00352	.00825	3.4990	7.4878
#2	5.7760	.00082	.03909	-.00001	1.3479	.00043	.01146	3.5504	7.5979
Check ?	Chk Pass	Chk Pass	Chk Pass	Chk Pass	Chk Pass	Chk Pass	Chk Pass	Chk Pass	Chk Pass
High Limit									
Low Limit									

Elem	Sn1899	Sr4077	Th2837	Ti3349	Tl1908	U_3701	V_2924	Zn2062	Zr3391
Line	189.989 {477}	407.771 { 83}	283.730 {119}	334.904 {101}	190.856 {477}	370.152 { 91}	292.402 {115}	206.200 {163}	339.198 { 99}
Units	ppm	ppm	ppm	ppm	ppm	ppm	ppm	ppm	ppm
Avg	**.00083**	**.21967**	**.00207**	**.00214**	**.01879**	**-.02996**	**.00830**	**.00523**	**.00083**
Stddev	.00161	.00064	.00292	.00068	.00663	.00806	.00097	.00099	.00068
%RSD	194.51	.29327	140.89	31.883	35.297	26.908	11.655	18.884	81.723
#1	.00196	.21922	.00413	.00262	.01410	-.02426	.00898	.00593	.00035
#2	-.00031	.22013	.00001	.00166	.02348	-.03566	.00761	.00453	.00131
Check ?	Chk Pass	Chk Pass	Chk Pass	Chk Pass	Chk Pass	Chk Pass	Chk Pass	Chk Pass	Chk Pass
High Limit									
Low Limit									

Int. Std.	Y_2243	Y_3600	Y_3774
Line	224.306 {450}	360.073 { 94}	377.433 { 89}
Units	Cts/S	Cts/S	Cts/S
Avg	**2690.5**	**42306.**	**2275.6**
Stddev	14.1	351.	8.8
%RSD	.52454	.83007	.38822
#1	2700.5	42555.	2281.8
#2	2680.5	42058.	2269.3

Sample Name: 280-82833-D-3-A Acquired: 5/18/2016 23:37:58 Type: Unk
Method: 6500_025(v6) Mode: CONC Corr. Factor: 1.000000
User: CRHOADES Prep Date: Custom ID2: Custom ID3:
Comment: 324504 6010B (Se)

Elem	Ag3280	Al1670	As1890	B_2089	Ba4554	Be3130	Bi2230	Ca3179	Cd2288
Line	328.068 {103}	167.079 {502}	189.042 {478}	208.959 {461}	455.403 { 74}	313.042 {108}	223.061 {451}	317.933 {106}	228.802 {447}
Units	ppm	ppm	ppm	ppm	ppm	ppm	ppm	ppm	ppm
Avg	**-.00098**	**.22308**	**-.00115**	**.01959**	**.00650**	**.00009**	**.00136**	**28.773**	**-.00009**
Stddev	.00012	.00048	.00528	.00030	.00070	.00016	.00364	1.018	.00031
%RSD	12.382	.21354	457.30	1.5168	10.701	175.76	268.13	3.5395	362.22
#1	-.00089	.22342	-.00489	.01938	.00699	.00020	-.00122	29.493	-.00031
#2	-.00106	.22274	.00258	.01980	.00601	-.00002	.00393	28.053	.00013
Check ?	Chk Pass	Chk Pass	Chk Pass	Chk Pass	Chk Pass	Chk Pass	Chk Pass	Chk Pass	Chk Pass
High Limit									
Low Limit									

Elem	Co2286	Cr2055	Cu3247	Fe2599	K_7664	Li6707	Mg2790	Mn2576	Mo2020
Line	228.616 {447}	205.560 {464}	324.754 {104}	259.940 {130}	766.490 { 44}	670.784 { 50}	279.079 {121}2	257.610 {131}	202.030 {467}
Units	ppm	ppm	ppm	ppm	ppm	ppm	ppm	ppm	ppm
Avg	**.00015**	**.00138**	**.00013**	**.43062**	**2.2941**	**-.00023**	**5.3279**	**.01220**	**.00081**
Stddev	.00006	.00058	.00017	.01270	.0935	.00027	.0354	.00019	.00075
%RSD	42.836	42.413	130.02	2.9490	4.0735	118.37	.66452	1.5565	93.213
#1	.00010	.00179	.00001	.43960	2.3602	-.00004	5.3529	.01233	.00028
#2	.00019	.00096	.00025	.42164	2.2280	-.00042	5.3029	.01207	.00134
Check ?	Chk Pass	Chk Pass	Chk Pass	Chk Pass	Chk Pass	Chk Pass	Chk Pass	Chk Pass	Chk Pass
High Limit									
Low Limit									

Elem	Na8183	Ni2316	P_1782	Pb2203	S_1820	Sb2068	Se1960	Si2881	SiO2
Line	818.326 { 41}	231.604 {446}	178.284 {489}	220.353 {453}	182.034 {485}	206.833 {463}	196.090 {472}	288.158 {117}	288.158 {117}2
Units	ppm	ppm	ppm	ppm	ppm	ppm	ppm	ppm	ppm
Avg	**14.066**	**-.00020**	**.02221**	**.00115**	**10.852**	**.00547**	**.00748**	**2.9850**	**6.3878**
Stddev	.029	.00024	.00109	.00208	.034	.00373	.00952	.0321	.0688
%RSD	.20928	119.46	4.8990	181.54	.31645	68.108	127.37	1.0763	1.0763
#1	14.087	-.00003	.02298	.00262	10.828	.00811	.00074	2.9622	6.3392
#2	14.045	-.00037	.02144	-.00032	10.876	.00284	.01421	3.0077	6.4364
Check ?	Chk Pass	Chk Pass	Chk Pass	Chk Pass	Chk Pass	Chk Pass	Chk Pass	Chk Pass	Chk Pass
High Limit									
Low Limit									

Elem	Sn1899	Sr4077	Th2837	Ti3349	Tl1908	U_3701	V_2924	Zn2062	Zr3391
Line	189.989 {477}	407.771 { 83}	283.730 {119}	334.904 {101}	190.856 {477}	370.152 { 91}	292.402 {115}	206.200 {163}	339.198 { 99}
Units	ppm	ppm	ppm	ppm	ppm	ppm	ppm	ppm	ppm
Avg	**-.00056**	**.03671**	**-.00029**	**.00116**	**.00187**	**.01102**	**.00419**	**.00165**	**.00088**
Stddev	.00256	.00001	.00456	.00000	.00823	.02921	.00018	.00007	.00072
%RSD	453.60	.01568	1580.0	.24164	440.46	265.13	4.2235	4.3601	81.260
#1	.00125	.03671	.00294	.00117	-.00395	-.00964	.00407	.00170	.00139
#2	-.00237	.03671	-.00352	.00116	.00769	.03167	.00432	.00160	.00038
Check ?	Chk Pass	Chk Pass	Chk Pass	Chk Pass	Chk Pass	Chk Pass	Chk Pass	Chk Pass	Chk Pass
High Limit									
Low Limit									

Int. Std.	Y_2243	Y_3600	Y_3774
Line	224.306 {450}	360.073 { 94}	377.433 { 89}
Units	Cts/S	Cts/S	Cts/S
Avg	**2655.8**	**41447.**	**2252.5**
Stddev	9.3	7.	67.3
%RSD	.34992	.01736	2.9864
#1	2662.4	41442.	2205.0
#2	2649.3	41452.	2300.1

Sample Name: 280-82833-D-4-A Acquired: 5/18/2016 23:40:39 Type: Unk
Method: 6500_025(v6) Mode: CONC Corr. Factor: 1.000000
User: CRHOADES Prep Date: Custom ID2: Custom ID3:
Comment: 324504 6010B (Se)

Elem	Ag3280	Al3092	As1890	B_2089	Ba4554	Be3130	Bi2230	Ca3179	Cd2288
Line	328.068 {103}	309.271 {109}	189.042 {478}	208.959 {461}	455.403 { 74}	313.042 {108}	223.061 {451}	317.933 {106}	228.802 {447}
Units	ppm	ppm	ppm	ppm	ppm	ppm	ppm	ppm	ppm
Avg	**-.00026**	**3.5535**	**-.00296**	**.01956**	**.02431**	**.00019**	**.00097**	**4.4579**	**.00000**
Stddev	.00023	.1777	.00057	.00172	.00117	.00008	.00201	.1426	.00030
%RSD	87.285	5.0020	19.306	8.7737	4.7998	43.000	207.93	3.1992	80986.
#1	-.00042	3.6792	-.00255	.01835	.02513	.00025	-.00045	4.5588	-.00021
#2	-.00010	3.4279	-.00336	.02078	.02348	.00013	.00238	4.3571	.00021
Check ?	Chk Pass	Chk Pass	Chk Pass	Chk Pass	Chk Pass	Chk Pass	Chk Pass	Chk Pass	Chk Pass
High Limit									
Low Limit									

Elem	Co2286	Cr2055	Cu3247	Fe2599	K_7664	Li6707	Mg2790	Mn2576	Mo2020
Line	228.616 {447}	205.560 {464}	324.754 {104}	259.940 {130}	766.490 { 44}	670.784 { 50}	279.079 {121}2	257.610 {131}	202.030 {467}
Units	ppm	ppm	ppm	ppm	ppm	ppm	ppm	ppm	ppm
Avg	**.00037**	**.00067**	**.00024**	**1.2667**	**6.6885**	**.00112**	**4.8127**	**.00247**	**.00025**
Stddev	.00022	.00029	.00008	.0249	.0875	.00073	.0088	.00014	.00035
%RSD	60.205	42.951	32.749	1.9657	1.3076	64.769	.18189	5.6579	141.44
#1	.00053	.00047	.00019	1.2844	6.7504	.00061	4.8189	.00237	.00000
#2	.00021	.00088	.00030	1.2491	6.6267	.00163	4.8065	.00257	.00050
Check ?	Chk Pass	Chk Pass	Chk Pass	Chk Pass	Chk Pass	Chk Pass	Chk Pass	Chk Pass	Chk Pass
High Limit									
Low Limit									

Elem	Na8183	Ni2316	P_1782	Pb2203	S_1820	Sb2068	Se1960	Si2881	SiO2
Line	818.326 { 41}	231.604 {446}	178.284 {489}	220.353 {453}	182.034 {485}	206.833 {463}	196.090 {472}	288.158 {117}	288.158 {117}2
Units	ppm	ppm	ppm	ppm	ppm	ppm	ppm	ppm	ppm
Avg	**56.835**	**-.00016**	**.04873**	**.00082**	**48.500**	**.00143**	**.00962**	**1.4687**	**3.1431**
Stddev	1.060	.00013	.00240	.00231	1.754	.00007	.00079	.0209	.0446
%RSD	1.8643	78.758	4.9265	280.44	3.6158	5.1171	8.2351	1.4202	1.4202
#1	57.584	-.00007	.04703	-.00081	47.260	.00137	.01018	1.4835	3.1746
#2	56.086	-.00026	.05043	.00246	49.740	.00148	.00906	1.4540	3.1115
Check ?	Chk Pass	Chk Pass	Chk Pass	Chk Pass	Chk Pass	Chk Pass	Chk Pass	Chk Pass	Chk Pass
High Limit									
Low Limit									

Elem	Sn1899	Sr4077	Th2837	Ti3349	Tl1908	U_3701	V_2924	Zn2062	Zr3391
Line	189.989 {477}	407.771 { 83}	283.730 {119}	334.904 {101}	190.856 {477}	370.152 { 91}	292.402 {115}	206.200 {163}	339.198 { 99}
Units	ppm	ppm	ppm	ppm	ppm	ppm	ppm	ppm	ppm
Avg	**.00040**	**.17183**	**-.00346**	**.00277**	**-.00491**	**-.00680**	**.00121**	**.00139**	**.00026**
Stddev	.00085	.00005	.00306	.00029	.00142	.00253	.00078	.00028	.00006
%RSD	213.40	.02967	88.662	10.306	28.842	37.222	64.429	20.049	23.481
#1	.00100	.17187	-.00129	.00257	-.00591	-.00858	.00176	.00120	.00022
#2	-.00020	.17180	-.00562	.00297	-.00391	-.00501	.00066	.00159	.00030
Check ?	Chk Pass	Chk Pass	Chk Pass	Chk Pass	Chk Pass	Chk Pass	Chk Pass	Chk Pass	Chk Pass
High Limit									
Low Limit									

Int. Std.	Y_2243	Y_3600	Y_3774
Line	224.306 {450}	360.073 { 94}	377.433 { 89}
Units	Cts/S	Cts/S	Cts/S
Avg	**2699.7**	**40929.**	**2228.3**
Stddev	93.0	86.	66.9
%RSD	3.4447	.20890	3.0030
#1	2765.4	40990.	2181.0
#2	2633.9	40869.	2275.6

Sample Name: CCVH-3894253 Acquired: 5/18/2016 23:43:19 Type: QC
Method: 6500_025(v6) Mode: CONC Corr. Factor: 1.000000
User: CRHOADES Prep Date: Custom ID2: Custom ID3:
Comment:

Elem	Ag3280	Al3092	As1890	B_2089	Ba4554	Be3130	Bi2230	Ca3179	Cd2288	Co2286	Cr2055
Units	ppm	ppm	ppm	ppm	ppm	ppm	ppm	ppm	ppm	ppm	ppm
Avg	**-.00089**	**50.757**	**-.00371**	**.00286**	**-.00010**	**.00032**	W **1.0908**	**-.02333**	**-.00076**	**-.00083**	**.00007**
Stddev	.00051	.711	.00105	.00040	.00031	.00004	.0133	.00590	.00004	.00040	.00020
%RSD	57.386	1.4016	28.310	14.009	300.11	13.290	1.2227	25.297	4.9142	48.806	291.85
#1	-.00053	50.254	-.00297	.00258	-.00033	.00029	1.1002	-.01915	-.00074	-.00111	-.00007
#2	-.00124	51.260	-.00445	.00314	.00012	.00035	1.0814	-.02750	-.00079	-.00054	.00021
Check ?	None	Chk Pass	None	None	None	None	Chk Warn	None	None	None	None
Value							1.0000				
Range							5.0000%				

Elem	Cu3247	Fe2714	K_7664	Li6707	Mg2790	Mn2576	Mo2020	Na8183	Ni2316	P_1782	Pb2203
Units	ppm	ppm	ppm	ppm	ppm	ppm	ppm	ppm	ppm	ppm	ppm
Avg	**-.00002**	**48.491**	**.17999**	**.00156**	**.02111**	**.00027**	**-.00144**	**252.55**	**.00049**	**.00561**	**-.00006**
Stddev	.00025	.474	.00654	.00347	.00028	.00009	.00022	4.19	.00049	.00137	.00118
%RSD	1085.7	.97706	3.6362	222.92	1.3165	34.861	15.388	1.6597	99.300	24.485	1983.4
#1	-.00020	48.156	.17536	-.00090	.02091	.00033	-.00129	249.59	.00015	.00658	-.00089
#2	.00016	48.826	.18462	.00401	.02131	.00020	-.00160	255.52	.00083	.00464	.00077
Check ?	None	Chk Pass	None	None	None	None	None	Chk Pass	None	None	None
Value											
Range											

Elem	S_1820	Sb2068	Se1960	Si2881	SiO2	Sn1899	Sr4077	Th2837	Ti3349	Tl1908	U_3701
Units	ppm	ppm	ppm	ppm	ppm	ppm	ppm	ppm	ppm	ppm	ppm
Avg	W **5.5126**	**-.01537**	**.00774**	**-.02074**	**-.04438**	**.00030**	**.00076**	W **4.6700**	**.00542**	**-.00601**	W **10.527**
Stddev	.0395	.00172	.00315	.01633	.03495	.00163	.00023	.0224	.00055	.00330	.233
%RSD	.71708	11.166	40.756	78.756	78.756	543.14	30.706	.47926	10.176	54.955	2.2175
#1	5.5406	-.01658	.00997	-.00919	-.01966	.00145	.00092	4.6858	.00581	-.00834	10.692
#2	5.4847	-.01415	.00551	-.03229	-.06909	-.00085	.00059	4.6542	.00503	-.00367	10.362
Check ?	Chk Warn	None	None	None	None	None	None	Chk Warn	None	None	Chk Warn
Value	5.0000							5.0000			10.000
Range	5.0000%							-5.0000%			5.0000%

Elem	V_2924	Zn2062	Zr3391
Units	ppm	ppm	ppm
Avg	**.00981**	**.00173**	**.05758**
Stddev	.00000	.00019	.00417
%RSD	.01764	10.839	7.2361
#1	.00981	.00159	.05464
#2	.00981	.00186	.06053
Check ?	None	None	None
Value			
Range			

Int. Std.	Y_2243	Y_3600	Y_3774
Units	Cts/S	Cts/S	Cts/S
Avg	**2592.0**	**39722.**	**2199.6**
Stddev	11.5	9.	27.2
%RSD	.44507	.02343	1.2353
#1	2583.8	39716.	2218.8
#2	2600.1	39729.	2180.4

Sample Name: CCV-3894251 Acquired: 5/18/2016 23:45:57 Type: QC
Method: 6500_025(v6) Mode: CONC Corr. Factor: 1.000000
User: CRHOADES Prep Date: Custom ID2: Custom ID3:
Comment:

Elem	Ag3280	Al1670	As1890	B_2089	Ba4554	Be3130	Bi2230	Ca3179	Cd2288	Co2286	Cr2055	Cu3247	Fe2599
Units	ppm	ppm	ppm	ppm	ppm	ppm	ppm	ppm	ppm	ppm	ppm	ppm	ppm
Avg	**.48910**	**.54409**	**1.0205**	**.48478**	**.49344**	**.45632**	**-.00062**	**4.8649**	**.49233**	**.48969**	**.49503**	**.51091**	**2.4362**
Stddev	.00004	.00171	.0017	.00271	.01841	.01437	.00041	.1477	.00159	.00084	.00254	.00143	.0560
%RSD	.00780	.31365	.16398	.56004	3.7316	3.1492	66.604	3.0370	.32380	.17192	.51246	.27933	2.2996
#1	.48912	.54530	1.0217	.48286	.50646	.46649	-.00033	4.9693	.49121	.48909	.49682	.50990	2.4758
#2	.48907	.54289	1.0193	.48670	.48042	.44616	-.00091	4.7604	.49346	.49028	.49324	.51192	2.3965
Check ?	Chk Pass	Chk Pass	Chk Pass	Chk Pass	Chk Pass	Chk Pass	None	Chk Pass	Chk Pass	Chk Pass	Chk Pass	Chk Pass	Chk Pass
Value													
Range													

Elem	K_7664	Li6707	Mg2790	Mn2576	Mo2020	Na5895	Ni2316	P_1782	Pb2203	S_1820	Sb2068	Se1960	Si2881
Units	ppm	ppm	ppm	ppm	ppm	ppm	ppm	ppm	ppm	ppm	ppm	ppm	ppm
Avg	**47.936**	**.96804**	**18.957**	**.46713**	**.49985**	**5.0461**	**.48206**	**.95765**	**.98950**	**.03891**	**.98843**	**1.0318**	**4.7873**
Stddev	1.673	.00910	.042	.00099	.00192	.0645	.00287	.00585	.00345	.00556	.00948	.0023	.0418
%RSD	3.4904	.93990	.22079	.21197	.38502	1.2778	.59457	.61126	.34909	14.300	.95931	.22185	.87254
#1	49.119	.97447	18.987	.46783	.50121	5.0917	.48409	.95351	.98706	.03498	.98172	1.0334	4.8168
#2	46.753	.96160	18.928	.46643	.49849	5.0005	.48003	.96179	.99194	.04285	.99513	1.0301	4.7577
Check ?	Chk Pass	Chk Pass	Chk Pass	Chk Pass	Chk Pass	Chk Pass	Chk Pass	Chk Pass	Chk Pass	None	Chk Pass	Chk Pass	Chk Pass
Value													
Range													

Elem	SiO2	Sn1899	Sr4077	Th2837	Ti3349	Tl1908	U_3701	V_2924	Zn2062	Zr3391
Units	ppm	ppm	ppm	ppm	ppm	ppm	ppm	ppm	ppm	ppm
Avg	**10.245**	**1.0051**	**.46881**	**.00237**	**.46306**	**1.0361**	**-.04191**	**.48177**	**.46389**	**.51220**
Stddev	.089	.0003	.01703	.00424	.00021	.0080	.02538	.00097	.00032	.00060
%RSD	.87254	.03046	3.6336	178.50	.04639	.77510	60.545	.20071	.06887	.11624
#1	10.308	1.0053	.48085	-.00062	.46321	1.0418	-.05986	.48245	.46412	.51262
#2	10.182	1.0049	.45676	.00537	.46291	1.0304	-.02397	.48108	.46367	.51178
Check ?	Chk Pass	Chk Pass	Chk Pass	None	Chk Pass	Chk Pass	None	Chk Pass	Chk Pass	Chk Pass
Value										
Range										

Int. Std.	Y_2243	Y_3600	Y_3774
Units	Cts/S	Cts/S	Cts/S
Avg	**2643.3**	**40962.**	**2179.9**
Stddev	41.5	364.	77.7
%RSD	1.5688	.88827	3.5622
#1	2614.0	40705.	2125.0
#2	2672.7	41219.	2234.8

Sample Name: CCB Acquired: 5/18/2016 23:48:28 Type: QC
Method: 6500_025(v6) Mode: CONC Corr. Factor: 1.000000
User: CRHOADES Prep Date: Custom ID2: Custom ID3:
Comment:

Elem	Ag3280	Al1670	As1890	B_2089	Ba4554	Be3130	Bi2230	Ca3179	Cd2288	Co2286	Cr2055
Units	ppm	ppm	ppm	ppm	ppm	ppm	ppm	ppm	ppm	ppm	ppm
Avg	**-.00005**	**.00027**	**-.00091**	**.00055**	**-.00073**	**.00032**	**-.00057**	**-.01698**	**-.00013**	**-.00048**	**.00011**
Stddev	.00007	.00042	.00285	.00021	.00068	.00005	.00075	.00481	.00015	.00013	.00006
%RSD	127.41	156.96	313.71	38.390	94.192	16.242	130.21	28.309	113.05	27.649	55.053
#1	-.00001	.00056	.00111	.00040	-.00024	.00035	-.00005	-.01358	-.00003	-.00038	.00015
#2	-.00010	-.00003	-.00293	.00070	-.00121	.00028	-.00110	-.02038	-.00024	-.00057	.00007
Check ?	Chk Pass	Chk Pass	Chk Pass	Chk Pass	Chk Pass	Chk Pass	Chk Pass	Chk Pass	Chk Pass	Chk Pass	Chk Pass
High Limit											
Low Limit											

Elem	Cu3247	Fe2599	K_7664	Li6707	Mg2790	Mn2576	Mo2020	Na5895	Ni2316	P_1782	Pb2203
Units	ppm	ppm	ppm	ppm	ppm	ppm	ppm	ppm	ppm	ppm	ppm
Avg	**-.00069**	**-.00610**	**.16571**	**-.00314**	**.00222**	**.00007**	**.00205**	**.15094**	**-.00001**	**-.00030**	**-.00052**
Stddev	.00050	.00674	.03986	.00309	.00023	.00013	.00035	.01724	.00021	.00019	.00024
%RSD	72.944	110.58	24.055	98.545	10.296	188.73	17.247	11.425	2361.1	64.673	45.329
#1	-.00033	-.00133	.19390	-.00533	.00239	-.00002	.00180	.16313	.00014	-.00043	-.00036
#2	-.00104	-.01086	.13752	-.00095	.00206	.00016	.00230	.13874	-.00016	-.00016	-.00069
Check ?	Chk Pass	Chk Pass	Chk Pass	Chk Pass	Chk Pass	Chk Pass	Chk Pass	Chk Pass	Chk Pass	Chk Pass	Chk Pass
High Limit											
Low Limit											

Elem	S_1820	Sb2068	Se1960	Si2881	SiO2	Sn1899	Sr4077	Th2837	Ti3349	Tl1908	U_3701
Units	ppm	ppm	ppm	ppm	ppm	ppm	ppm	ppm	ppm	ppm	ppm
Avg	**.03561**	W **.00363**	**.00416**	**.01347**	**.02882**	**-.00106**	**.00035**	**-.00158**	**-.00043**	**-.00104**	**-.00990**
Stddev	.00035	.00025	.00053	.00454	.00973	.00114	.00004	.00321	.00016	.00175	.00639
%RSD	.98932	6.8043	12.829	33.751	33.751	107.48	12.682	203.46	37.898	168.82	64.599
#1	.03586	.00380	.00454	.01025	.02194	-.00187	.00032	-.00384	-.00032	-.00227	-.01442
#2	.03536	.00346	.00378	.01668	.03569	-.00025	.00039	.00069	-.00055	.00020	-.00538
Check ?	Chk Pass	Chk Warn	Chk Pass	Chk Pass	Chk Pass	Chk Pass	Chk Pass	Chk Pass	Chk Pass	Chk Pass	Chk Pass
High Limit		.00100									
Low Limit		-.00100									

Elem	V_2924	Zn2062	Zr3391
Units	ppm	ppm	ppm
Avg	**.00113**	**.00004**	**.00125**
Stddev	.00022	.00066	.00048
%RSD	19.661	1504.4	38.672
#1	.00129	-.00042	.00090
#2	.00097	.00051	.00159
Check ?	Chk Pass	Chk Pass	Chk Pass
High Limit			
Low Limit			

Int. Std.	Y_2243	Y_3600	Y_3774
Units	Cts/S	Cts/S	Cts/S
Avg	**2703.4**	**42674.**	**2269.6**
Stddev	36.7	11.	164.1
%RSD	1.3584	.02586	7.2299
#1	2729.4	42681.	2153.6
#2	2677.4	42666.	2385.6

Sample Name: CCVL-3897520 Acquired: 5/18/2016 23:50:52 Type: QC
Method: 6500_025(v6) Mode: CONC Corr. Factor: 1.000000
User: CRHOADES Prep Date: Custom ID2: Custom ID3:
Comment:

Elem	Ag3280	Al1670	As1890	B_2089	Ba4554	Be3130	Bi2230	Ca3179	Cd2288	Co2286	Cr2055	Cu3247
Units	ppm	ppm	ppm	ppm	ppm	ppm	ppm	ppm	ppm	ppm	ppm	ppm
Avg	**.00973**	**.11745**	F **.00932**	**.09775**	**.00978**	F **.00131**	**.11475**	**.18915**	**.00498**	**.01029**	**.01007**	**.01525**
Stddev	.00026	.00379	.00637	.00121	.00015	.00007	.00279	.00148	.00016	.00028	.00020	.00035
%RSD	2.7158	3.2239	68.370	1.2413	1.5572	4.9836	2.4331	.78264	3.1295	2.6783	1.9528	2.3247
#1	.00992	.11478	.01382	.09860	.00989	.00136	.11277	.18810	.00487	.01009	.00994	.01550
#2	.00954	.12013	.00481	.09689	.00967	.00126	.11672	.19020	.00509	.01048	.01021	.01500
Check ?	Chk Pass	Chk Pass	Chk Fail	Chk Pass	Chk Pass	Chk Fail	Chk Pass	Chk Pass	Chk Pass	Chk Pass	Chk Pass	Chk Pass
Value			.01500			.00100						
Range			-30.000%			30.000%						

Elem	Fe2599	K_7664	Li6707	Mg2790	Mn2576	Mo2020	Na5895	Ni2316	P_1782	Pb2203	S_1820	Sb2068
Units	ppm	ppm	ppm	ppm	ppm	ppm	ppm	ppm	ppm	ppm	ppm	ppm
Avg	**.10128**	**3.0899**	**.00998**	**.20203**	**.00994**	**.02026**	**1.1963**	**.03995**	**2.8398**	**.01003**	**.03453**	F **.02623**
Stddev	.00292	.1006	.00161	.00973	.00000	.00051	.0204	.00014	.0097	.00073	.01364	.00300
%RSD	2.8855	3.2557	16.077	4.8175	.03843	2.5320	1.7086	.34486	.34127	7.2743	39.500	11.443
#1	.09922	3.0188	.00885	.20891	.00993	.01990	1.2108	.04005	2.8467	.00951	.02489	.02411
#2	.10335	3.1611	.01112	.19515	.00994	.02062	1.1819	.03985	2.8330	.01055	.04418	.02835
Check ?	Chk Pass	Chk Pass	Chk Pass	Chk Pass	Chk Pass	Chk Pass	Chk Pass	Chk Pass	Chk Pass	Chk Pass	None	Chk Fail
Value												.02000
Range												30.000%

Elem	Se1960	Si2881	SiO2	Sn1899	Sr4077	Th2837	Ti3349	Tl1908	U_3701	V_2924	Zn2062	Zr3391
Units	ppm	ppm	ppm	ppm	ppm	ppm	ppm	ppm	ppm	ppm	ppm	ppm
Avg	F **.02338**	**.47801**	**1.0229**	**.10169**	**.00995**	**.01487**	**.00950**	**.01356**	F **.08308**	**.01073**	**.01844**	**.01614**
Stddev	.00483	.00905	.0194	.00173	.00021	.00221	.00059	.00617	.09662	.00053	.00001	.00149
%RSD	20.675	1.8936	1.8936	1.7059	2.1053	14.861	6.2466	45.487	116.30	4.9545	.03877	9.2089
#1	.01996	.48441	1.0366	.10292	.00980	.01644	.00992	.01792	.01476	.01111	.01844	.01509
#2	.02680	.47161	1.0092	.10046	.01010	.01331	.00908	.00920	.15140	.01036	.01845	.01719
Check ?	Chk Fail	Chk Pass	Chk Pass	Chk Pass	Chk Pass	Chk Pass	Chk Pass	Chk Pass	Chk Fail	Chk Pass	Chk Pass	Chk Pass
Value	.01500								.06000			
Range	30.000%								30.000%			

Int. Std.	Y_2243	Y_3600	Y_3774
Units	Cts/S	Cts/S	Cts/S
Avg	**2664.0**	**41812.**	**2180.2**
Stddev	9.4	14.	27.7
%RSD	.35273	.03263	1.2692
#1	2670.6	41822.	2160.7
#2	2657.3	41802.	2199.8

Sample Name: 280-82833-D-5-A Acquired: 5/18/2016 23:53:32 Type: Unk
Method: 6500_025(v6) Mode: CONC Corr. Factor: 1.000000
User: CRHOADES Prep Date: Custom ID2: Custom ID3:
Comment: 324504 6010B (Se)

Elem	Ag3280	Al1670	As1890	B_2089	Ba4554	Be3130	Bi2230	Ca3179	Cd2288
Line	328.068 {103}	167.079 {502}	189.042 {478}	208.959 {461}	455.403 { 74}	313.042 {108}	223.061 {451}	317.933 {106}	228.802 {447}
Units	ppm	ppm	ppm	ppm	ppm	ppm	ppm	ppm	ppm
Avg	**-.00028**	**1.0602**	**.00040**	**.01652**	**.00434**	**.00042**	**.00381**	**20.580**	**-.00018**
Stddev	.00024	.0049	.00355	.00031	.00039	.00004	.00670	.152	.00010
%RSD	86.445	.46477	878.93	1.8926	9.0603	10.453	175.91	.73983	54.632
#1	-.00045	1.0637	.00292	.01674	.00462	.00039	-.00093	20.688	-.00025
#2	-.00011	1.0567	-.00211	.01630	.00406	.00045	.00855	20.473	-.00011
Check ?	Chk Pass	Chk Pass	Chk Pass	Chk Pass	Chk Pass	Chk Pass	Chk Pass	Chk Pass	Chk Pass
High Limit									
Low Limit									

Elem	Co2286	Cr2055	Cu3247	Fe2599	K_7664	Li6707	Mg2790	Mn2576	Mo2020
Line	228.616 {447}	205.560 {464}	324.754 {104}	259.940 {130}	766.490 { 44}	670.784 { 50}	279.079 {121}2	257.610 {131}	202.030 {467}
Units	ppm	ppm	ppm	ppm	ppm	ppm	ppm	ppm	ppm
Avg	**.00002**	**.00247**	**.00113**	**.31094**	**1.7312**	**.00142**	**3.0402**	**.00279**	**.00010**
Stddev	.00008	.00028	.00009	.00210	.0698	.00200	.0198	.00002	.00042
%RSD	311.00	11.334	7.9511	.67611	4.0294	141.11	.65264	.86300	404.99
#1	.00008	.00267	.00107	.31243	1.7806	.00283	3.0262	.00281	-.00019
#2	-.00003	.00227	.00120	.30945	1.6819	.00000	3.0543	.00278	.00040
Check ?	Chk Pass	Chk Pass	Chk Pass	Chk Pass	Chk Pass	Chk Pass	Chk Pass	Chk Pass	Chk Pass
High Limit									
Low Limit									

Elem	Na5895	Ni2316	P_1782	Pb2203	S_1820	Sb2068	Se1960	Si2881	SiO2
Line	589.592 { 57}	231.604 {446}	178.284 {489}	220.353 {453}	182.034 {485}	206.833 {463}	196.090 {472}	288.158 {117}	288.158 {117}2
Units	ppm	ppm	ppm	ppm	ppm	ppm	ppm	ppm	ppm
Avg	**3.6129**	**.00052**	**.03330**	**.00054**	**3.4617**	**.00072**	**.00281**	**2.4705**	**5.2868**
Stddev	.0113	.00071	.00106	.00080	.0239	.00528	.01084	.0008	.0017
%RSD	.31132	135.45	3.1953	148.13	.69159	737.63	386.18	.03263	.03263
#1	3.6209	.00103	.03254	.00111	3.4448	.00445	.01047	2.4699	5.2856
#2	3.6049	.00002	.03405	-.00003	3.4786	-.00302	-.00486	2.4711	5.2881
Check ?	Chk Pass	Chk Pass	Chk Pass	Chk Pass	Chk Pass	Chk Pass	Chk Pass	Chk Pass	Chk Pass
High Limit									
Low Limit									

Elem	Sn1899	Sr4077	Th2837	Ti3349	Tl1908	U_3701	V_2924	Zn2062	Zr3391
Line	189.989 {477}	407.771 { 83}	283.730 {119}	334.904 {101}	190.856 {477}	370.152 { 91}	292.402 {115}	206.200 {163}	339.198 { 99}
Units	ppm	ppm	ppm	ppm	ppm	ppm	ppm	ppm	ppm
Avg	**.00003**	**.25414**	**.00098**	**.01520**	**-.00275**	**-.00370**	**.00676**	**.00093**	**.00116**
Stddev	.00140	.01309	.00091	.00054	.00166	.04608	.00016	.00010	.00138
%RSD	4150.9	5.1502	93.672	3.5292	60.131	1243.8	2.3292	10.504	119.43
#1	.00102	.26340	.00033	.01558	-.00392	-.03629	.00665	.00100	.00213
#2	-.00096	.24489	.00162	.01482	-.00158	.02888	.00688	.00086	.00018
Check ?	Chk Pass	Chk Pass	Chk Pass	Chk Pass	Chk Pass	Chk Pass	Chk Pass	Chk Pass	Chk Pass
High Limit									
Low Limit									

Int. Std.	Y_2243	Y_3600	Y_3774
Line	224.306 {450}	360.073 { 94}	377.433 { 89}
Units	Cts/S	Cts/S	Cts/S
Avg	**2707.7**	**42327.**	**2340.4**
Stddev	4.6	249.	7.5
%RSD	.16973	.58775	.32209
#1	2704.5	42503.	2335.0
#2	2711.0	42151.	2345.7

Sample Name: 280-82833-D-6-A Acquired: 5/18/2016 23:56:12 Type: Unk
Method: 6500_025(v6) Mode: CONC Corr. Factor: 1.000000
User: CRHOADES Prep Date: Custom ID2: Custom ID3:
Comment: 324504 6010B (Se)

Elem	Ag3280	Al1670	Al3092	As1890	B_2089	Ba4554	Be3130	Bi2230	Ca3179
Line	328.068 {103}	167.079 {502}	309.271 {109}	189.042 {478}	208.959 {461}	455.403 { 74}	313.042 {108}	223.061 {451}	317.933 {106}
Units	ppm	ppm	ppm	ppm	ppm	ppm	ppm	ppm	ppm
Avg	**-.00060**	**2.4988**	W **2.5325**	**.00582**	**.09716**	**.01609**	**.00035**	**.00078**	**30.915**
Stddev	.00061	.0122	.0627	.00577	.00141	.00089	.00015	.00122	.149
%RSD	101.64	.48866	2.4741	99.188	1.4563	5.5272	42.560	156.17	.48042
#1	-.00017	2.5075	2.5768	.00174	.09616	.01546	.00045	-.00008	30.810
#2	-.00104	2.4902	2.4882	.00990	.09816	.01672	.00024	.00164	31.020
Check ?	Chk Pass	Chk Pass	Chk Warn	Chk Pass	Chk Pass	Chk Pass	Chk Pass	Chk Pass	Chk Pass
High Limit			500.00						
Low Limit			3.2000						

Elem	Cd2288	Co2286	Cr2055	Cu3247	Fe2599	K_7664	Li6707	Mg2790	Mn2576
Line	228.802 {447}	228.616 {447}	205.560 {464}	324.754 {104}	259.940 {130}	766.490 { 44}	670.784 { 50}	279.079 {121}2	257.610 {131}
Units	ppm	ppm	ppm	ppm	ppm	ppm	ppm	ppm	ppm
Avg	**.00025**	**.00240**	**.00394**	**.00362**	**.99448**	**38.002**	**.00112**	**5.5043**	**.16821**
Stddev	.00000	.00012	.00059	.00054	.01561	.191	.00416	.0104	.00034
%RSD	1.2950	4.9669	14.933	14.833	1.5692	.50208	370.57	.18909	.20194
#1	.00026	.00231	.00352	.00399	.98345	37.867	-.00182	5.4969	.16797
#2	.00025	.00248	.00435	.00324	1.0055	38.136	.00406	5.5116	.16845
Check ?	Chk Pass	Chk Pass	Chk Pass	Chk Pass	Chk Pass	Chk Pass	Chk Pass	Chk Pass	Chk Pass
High Limit									
Low Limit									

Elem	Mo2020	Na5895	Na8183	Ni2316	P_1782	Pb2203	S_1820	Sb2068	Se1960
Line	202.030 {467}	589.592 { 57}	818.326 { 41}	231.604 {446}	178.284 {489}	220.353 {453}	182.034 {485}	206.833 {463}	196.090 {472}
Units	ppm	ppm	ppm	ppm	ppm	ppm	ppm	ppm	ppm
Avg	**.00020**	**8.6133**	W **10.543**	**.00212**	**1.9097**	**.00215**	**49.269**	**.00334**	**.00341**
Stddev	.00043	.0372	.517	.00075	.0128	.00176	.023	.00552	.00230
%RSD	218.85	.43182	4.8994	35.258	.66880	81.675	.04569	165.13	67.645
#1	-.00011	8.5870	10.908	.00265	1.9187	.00340	49.253	-.00056	.00178
#2	.00051	8.6396	10.178	.00159	1.9006	.00091	49.285	.00724	.00503
Check ?	Chk Pass	Chk Pass	Chk Warn	Chk Pass	Chk Pass	Chk Pass	Chk Pass	Chk Pass	Chk Pass
High Limit			500.00						
Low Limit			11.000						

Elem	Si2881	SiO2	Sn1899	Sr4077	Th2837	Ti3349	Tl1908	U_3701	V_2924
Line	288.158 {117}	288.158 {117}2	189.989 {477}	407.771 { 83}	283.730 {119}	334.904 {101}	190.856 {477}	370.152 { 91}	292.402 {115}
Units	ppm	ppm	ppm	ppm	ppm	ppm	ppm	ppm	ppm
Avg	**4.3777**	**9.3683**	**-.00109**	**.09665**	**.00228**	**.12482**	**-.00146**	**-.00831**	**.00468**
Stddev	.0638	.1365	.00050	.00037	.00028	.00033	.00530	.00043	.00048
%RSD	1.4570	1.4570	46.226	.38275	12.239	.26809	363.91	5.1586	10.239
#1	4.3326	9.2718	-.00073	.09639	.00208	.12458	.00229	-.00800	.00502
#2	4.4228	9.4648	-.00144	.09691	.00248	.12506	-.00520	-.00861	.00434
Check ?	Chk Pass	Chk Pass	Chk Pass	Chk Pass	Chk Pass	Chk Pass	Chk Pass	Chk Pass	Chk Pass
High Limit									
Low Limit									

Elem	Zn2062	Zr3391
Line	206.200 {163}	339.198 { 99}
Units	ppm	ppm
Avg	**.35129**	**.00458**
Stddev	.00061	.00200
%RSD	.17393	43.651
#1	.35172	.00316
#2	.35086	.00599
Check ?	Chk Pass	Chk Pass
High Limit		
Low Limit		

Sample Name: 280-82833-D-6-A Acquired: 5/18/2016 23:56:12 Type: Unk
Method: 6500_025(v6) Mode: CONC Corr. Factor: 1.000000
User: CRHOADES Prep Date: Custom ID2: Custom ID3:
Comment: 324504 6010B (Se)

Int. Std.	Y_2243	Y_3600	Y_3774
Line	224.306 {450}	360.073 { 94}	377.433 { 89}
Units	Cts/S	Cts/S	Cts/S
Avg	**2659.3**	**41612.**	**2354.3**
Stddev	3.6	94.	3.5
%RSD	.13387	.22496	.14772
#1	2661.8	41678.	2351.8
#2	2656.7	41546.	2356.7

Sample Name: 280-82833-D-7-A Acquired: 5/18/2016 23:58:50 Type: Unk
Method: 6500_025(v6) Mode: CONC Corr. Factor: 1.000000
User: CRHOADES Prep Date: Custom ID2: Custom ID3:
Comment: 324504 6010B (Se)

Elem	Ag3280	Al1670	As1890	B_2089	Ba4554	Be3130	Bi2230	Ca3179	Cd2288
Line	328.068 {103}	167.079 {502}	189.042 {478}	208.959 {461}	455.403 { 74}	313.042 {108}	223.061 {451}	317.933 {106}	228.802 {447}
Units	ppm	ppm	ppm	ppm	ppm	ppm	ppm	ppm	ppm
Avg	**-.00077**	**1.4782**	**.00374**	**.20483**	**.01806**	**.00029**	**.00304**	**35.762**	**-.00013**
Stddev	.00076	.0049	.00629	.00087	.00052	.00002	.00019	.319	.00015
%RSD	99.419	.33016	168.17	.42384	2.8623	8.0455	6.2747	.89134	113.09
#1	-.00023	1.4817	-.00071	.20544	.01770	.00027	.00318	35.988	-.00003
#2	-.00131	1.4748	.00819	.20421	.01843	.00031	.00291	35.537	-.00024
Check ?	Chk Pass	Chk Pass	Chk Pass	Chk Pass	Chk Pass	Chk Pass	Chk Pass	Chk Pass	Chk Pass
High Limit									
Low Limit									

Elem	Co2286	Cr2055	Cu3247	Fe2599	K_7664	Li6707	Mg2790	Mn2576	Mo2020
Line	228.616 {447}	205.560 {464}	324.754 {104}	259.940 {130}	766.490 { 44}	670.784 { 50}	279.079 {121}2	257.610 {131}	202.030 {467}
Units	ppm	ppm	ppm	ppm	ppm	ppm	ppm	ppm	ppm
Avg	**.00039**	**.00226**	**.00300**	**.79928**	**40.456**	**.00041**	**4.7234**	**.05533**	**-.00038**
Stddev	.00001	.00010	.00032	.00531	.428	.00093	.0019	.00008	.00035
%RSD	2.7567	4.4493	10.645	.66416	1.0581	224.48	.03982	.14671	93.387
#1	.00040	.00219	.00278	.79552	40.759	-.00024	4.7221	.05538	-.00063
#2	.00038	.00233	.00323	.80303	40.153	.00107	4.7247	.05527	-.00013
Check ?	Chk Pass	Chk Pass	Chk Pass	Chk Pass	Chk Pass	Chk Pass	Chk Pass	Chk Pass	Chk Pass
High Limit									
Low Limit									

Elem	Na8183	Ni2316	P_1782	Pb2203	S_1820	Sb2068	Se1960	Si2881	SiO2
Line	818.326 { 41}	231.604 {446}	178.284 {489}	220.353 {453}	182.034 {485}	206.833 {463}	196.090 {472}	288.158 {117}	288.158 {117}2
Units	ppm	ppm	ppm	ppm	ppm	ppm	ppm	ppm	ppm
Avg	**18.862**	**.00118**	**.31641**	**.00031**	**56.140**	**-.00309**	**.00118**	**5.4908**	**11.750**
Stddev	.144	.00061	.00158	.00009	.136	.00145	.00331	.0026	.006
%RSD	.76612	51.507	.50076	27.599	.24293	46.874	279.51	.04798	.04798
#1	18.760	.00160	.31753	.00037	56.237	-.00411	.00352	5.4890	11.746
#2	18.964	.00075	.31529	.00025	56.044	-.00206	-.00115	5.4927	11.754
Check ?	Chk Pass	Chk Pass	Chk Pass	Chk Pass	Chk Pass	Chk Pass	Chk Pass	Chk Pass	Chk Pass
High Limit									
Low Limit									

Elem	Sn1899	Sr4077	Th2837	Ti3349	Tl1908	U_3701	V_2924	Zn2062	Zr3391
Line	189.989 {477}	407.771 { 83}	283.730 {119}	334.904 {101}	190.856 {477}	370.152 { 91}	292.402 {115}	206.200 {163}	339.198 { 99}
Units	ppm	ppm	ppm	ppm	ppm	ppm	ppm	ppm	ppm
Avg	**.00031**	**.18410**	**-.00077**	**.01207**	**-.00296**	**.01830**	**.00292**	**.01027**	**.00216**
Stddev	.00117	.00053	.00059	.00004	.00312	.04638	.00055	.00150	.00643
%RSD	377.96	.28694	76.214	.30833	105.32	253.47	18.740	14.577	298.17
#1	-.00052	.18373	-.00036	.01204	-.00517	-.01450	.00253	.00921	.00670
#2	.00114	.18448	-.00119	.01209	-.00076	.05109	.00330	.01133	-.00239
Check ?	Chk Pass	Chk Pass	Chk Pass	Chk Pass	Chk Pass	Chk Pass	Chk Pass	Chk Pass	Chk Pass
High Limit									
Low Limit									

Int. Std.	Y_2243	Y_3600	Y_3774
Line	224.306 {450}	360.073 { 94}	377.433 { 89}
Units	Cts/S	Cts/S	Cts/S
Avg	**2645.7**	**41425.**	**2179.6**
Stddev	.3	88.	31.9
%RSD	.01135	.21308	1.4629
#1	2645.5	41488.	2157.1
#2	2646.0	41363.	2202.1

Sample Name: 280-82833-D-8-A Acquired: 5/19/2016 0:01:29 Type: Unk
Method: 6500_025(v6) Mode: CONC Corr. Factor: 1.000000
User: CRHOADES Prep Date: Custom ID2: Custom ID3:
Comment: 324504 6010B (Se)

Elem	Ag3280	Al1670	As1890	B_2089	Ba4554	Be3130	Bi2230	Ca3179	Cd2288
Line	328.068 {103}	167.079 {502}	189.042 {478}	208.959 {461}	455.403 { 74}	313.042 {108}	223.061 {451}	317.933 {106}	228.802 {447}
Units	ppm	ppm	ppm	ppm	ppm	ppm	ppm	ppm	ppm
Avg	**-.00069**	**1.3357**	**.00147**	**.14065**	**.02037**	**.00024**	**.00132**	**48.222**	**.00001**
Stddev	.00078	.0517	.00032	.00273	.00066	.00015	.00212	.908	.00020
%RSD	113.34	3.8699	22.044	1.9384	3.2528	62.007	160.80	1.8838	1886.7
#1	-.00014	1.2991	.00124	.13873	.01990	.00013	.00282	47.580	-.00013
#2	-.00124	1.3722	.00170	.14258	.02084	.00034	-.00018	48.865	.00015
Check ?	Chk Pass	Chk Pass	Chk Pass	Chk Pass	Chk Pass	Chk Pass	Chk Pass	Chk Pass	Chk Pass
High Limit									
Low Limit									

Elem	Co2286	Cr2055	Cu3247	Fe2599	K_7664	Li6707	Mg2790	Mn2576	Mo2020
Line	228.616 {447}	205.560 {464}	324.754 {104}	259.940 {130}	766.490 { 44}	670.784 { 50}	279.079 {121}2	257.610 {131}	202.030 {467}
Units	ppm	ppm	ppm	ppm	ppm	ppm	ppm	ppm	ppm
Avg	**-.00005**	**.00163**	**.00249**	**1.0098**	**4.8946**	**-.00102**	**3.8136**	**.02585**	**-.00075**
Stddev	.00032	.00028	.00023	.0102	.0297	.00244	.0100	.00004	.00003
%RSD	592.51	17.021	9.1429	1.0086	.60668	239.29	.26207	.15132	3.4192
#1	.00017	.00143	.00233	1.0170	4.8736	-.00275	3.8065	.02587	-.00077
#2	-.00028	.00183	.00265	1.0026	4.9156	.00071	3.8207	.02582	-.00074
Check ?	Chk Pass	Chk Pass	Chk Pass	Chk Pass	Chk Pass	Chk Pass	Chk Pass	Chk Pass	Chk Pass
High Limit									
Low Limit									

Elem	Na5895	Ni2316	P_1782	Pb2203	S_1820	Sb2068	Se1960	Si2881	SiO2
Line	589.592 { 57}	231.604 {446}	178.284 {489}	220.353 {453}	182.034 {485}	206.833 {463}	196.090 {472}	288.158 {117}	288.158 {117}2
Units	ppm	ppm	ppm	ppm	ppm	ppm	ppm	ppm	ppm
Avg	**6.0884**	**.00145**	**.07200**	**.00017**	**46.413**	**.00039**	**.00496**	**5.3709**	**11.494**
Stddev	.0332	.00026	.00034	.00016	1.521	.00308	.00470	.0210	.045
%RSD	.54526	18.107	.46813	95.502	3.2770	789.79	94.738	.39005	.39005
#1	6.1119	.00164	.07224	.00005	45.338	-.00179	.00164	5.3857	11.525
#2	6.0650	.00127	.07176	.00028	47.489	.00257	.00829	5.3560	11.462
Check ?	Chk Pass	Chk Pass	Chk Pass	Chk Pass	Chk Pass	Chk Pass	Chk Pass	Chk Pass	Chk Pass
High Limit									
Low Limit									

Elem	Sn1899	Sr4077	Th2837	Ti3349	Tl1908	U_3701	V_2924	Zn2062	Zr3391
Line	189.989 {477}	407.771 { 83}	283.730 {119}	334.904 {101}	190.856 {477}	370.152 { 91}	292.402 {115}	206.200 {163}	339.198 { 99}
Units	ppm	ppm	ppm	ppm	ppm	ppm	ppm	ppm	ppm
Avg	**-.00042**	**.14936**	**-.00208**	**.01480**	**-.00427**	**.03357**	**.00286**	**.01244**	**.00341**
Stddev	.00263	.00018	.00145	.00053	.00053	.00130	.00042	.00033	.00496
%RSD	625.65	.11977	69.587	3.6086	12.367	3.8864	14.568	2.6740	145.45
#1	.00144	.14924	-.00311	.01518	-.00464	.03449	.00257	.01268	.00692
#2	-.00228	.14949	-.00106	.01442	-.00390	.03265	.00316	.01221	-.00010
Check ?	Chk Pass	Chk Pass	Chk Pass	Chk Pass	Chk Pass	Chk Pass	Chk Pass	Chk Pass	Chk Pass
High Limit									
Low Limit									

Int. Std.	Y_2243	Y_3600	Y_3774
Line	224.306 {450}	360.073 { 94}	377.433 { 89}
Units	Cts/S	Cts/S	Cts/S
Avg	**2769.3**	**42063.**	**2235.2**
Stddev	109.6	75.	47.2
%RSD	3.9594	.17879	2.1105
#1	2846.8	42010.	2268.5
#2	2691.8	42116.	2201.8

Sample Name: 280-82833-D-9-A Acquired: 5/19/2016 0:04:07 Type: Unk
Method: 6500_025(v6) Mode: CONC Corr. Factor: 1.000000
User: CRHOADES Prep Date: Custom ID2: Custom ID3:
Comment: 324504 6010B (Se)

Elem	Ag3280	Al1670	As1890	B_2089	Ba4554	Be3130	Bi2230	Ca3179	Cd2288
Line	328.068 {103}	167.079 {502}	189.042 {478}	208.959 {461}	455.403 { 74}	313.042 {108}	223.061 {451}	317.933 {106}	228.802 {447}
Units	ppm	ppm	ppm	ppm	ppm	ppm	ppm	ppm	ppm
Avg	**.00034**	**1.8403**	**-.00343**	**.08088**	**.00989**	**.00016**	**.00141**	**16.181**	**-.00012**
Stddev	.00040	.0020	.00259	.00023	.00144	.00005	.00242	.472	.00004
%RSD	118.17	.10663	75.342	.27955	14.580	31.807	171.72	2.9182	30.507
#1	.00006	1.8417	-.00526	.08072	.01091	.00012	-.00030	16.515	-.00015
#2	.00062	1.8389	-.00160	.08104	.00887	.00019	.00312	15.847	-.00010
Check ?	Chk Pass	Chk Pass	Chk Pass	Chk Pass	Chk Pass	Chk Pass	Chk Pass	Chk Pass	Chk Pass
High Limit									
Low Limit									

Elem	Co2286	Cr2055	Cu3247	Fe2599	K_7664	Li6707	Mg2790	Mn2576	Mo2020
Line	228.616 {447}	205.560 {464}	324.754 {104}	259.940 {130}	766.490 { 44}	670.784 { 50}	279.079 {121}2	257.610 {131}	202.030 {467}
Units	ppm	ppm	ppm	ppm	ppm	ppm	ppm	ppm	ppm
Avg	**-.00035**	**.00299**	**.00128**	**.19699**	**3.3447**	**-.00110**	**2.3536**	**.03795**	**-.00011**
Stddev	.00006	.00032	.00021	.00122	.0339	.00069	.0035	.00013	.00011
%RSD	17.998	10.789	16.542	.61903	1.0135	62.930	.14747	.34279	97.014
#1	-.00039	.00277	.00143	.19785	3.3687	-.00159	2.3511	.03804	-.00019
#2	-.00030	.00322	.00113	.19613	3.3207	-.00061	2.3560	.03786	-.00003
Check ?	Chk Pass	Chk Pass	Chk Pass	Chk Pass	Chk Pass	Chk Pass	Chk Pass	Chk Pass	Chk Pass
High Limit									
Low Limit									

Elem	Na5895	Ni2316	P_1782	Pb2203	S_1820	Sb2068	Se1960	Si2881	SiO2
Line	589.592 { 57}	231.604 {446}	178.284 {489}	220.353 {453}	182.034 {485}	206.833 {463}	196.090 {472}	288.158 {117}	288.158 {117}2
Units	ppm	ppm	ppm	ppm	ppm	ppm	ppm	ppm	ppm
Avg	**2.9964**	**.00016**	**.27223**	**.00172**	**12.289**	**.00702**	**.00444**	**7.5041**	**16.059**
Stddev	.0330	.00042	.00313	.00075	.323	.00192	.00231	.0055	.012
%RSD	1.1027	258.06	1.1501	43.783	2.6270	27.360	52.007	.07356	.07356
#1	3.0198	.00046	.27002	.00119	12.060	.00837	.00281	7.5080	16.067
#2	2.9730	-.00014	.27444	.00226	12.517	.00566	.00607	7.5002	16.051
Check ?	Chk Pass	Chk Pass	Chk Pass	Chk Pass	Chk Pass	Chk Pass	Chk Pass	Chk Pass	Chk Pass
High Limit									
Low Limit									

Elem	Sn1899	Sr4077	Th2837	Ti3349	Tl1908	U_3701	V_2924	Zn2062	Zr3391
Line	189.989 {477}	407.771 { 83}	283.730 {119}	334.904 {101}	190.856 {477}	370.152 { 91}	292.402 {115}	206.200 {163}	339.198 { 99}
Units	ppm	ppm	ppm	ppm	ppm	ppm	ppm	ppm	ppm
Avg	**.00032**	**.05321**	**.00159**	**.04260**	**-.00409**	**-.03844**	**.00481**	**.00360**	**.00280**
Stddev	.00241	.00046	.00546	.00037	.00119	.01746	.00064	.00017	.00107
%RSD	757.99	.85691	344.45	.86066	28.987	45.420	13.341	4.6733	38.269
#1	-.00138	.05288	.00545	.04286	-.00325	-.05078	.00435	.00348	.00355
#2	.00202	.05353	-.00228	.04234	-.00493	-.02609	.00526	.00372	.00204
Check ?	Chk Pass	Chk Pass	Chk Pass	Chk Pass	Chk Pass	Chk Pass	Chk Pass	Chk Pass	Chk Pass
High Limit									
Low Limit									

Int. Std.	Y_2243	Y_3600	Y_3774
Line	224.306 {450}	360.073 { 94}	377.433 { 89}
Units	Cts/S	Cts/S	Cts/S
Avg	**2715.8**	**42696.**	**2289.2**
Stddev	.6	263.	127.8
%RSD	.02044	.61556	5.5848
#1	2716.2	42882.	2198.8
#2	2715.4	42510.	2379.6

Sample Name: CCVH-3894253 Acquired: 5/19/2016 0:06:45 Type: QC
Method: 6500_025(v6) Mode: CONC Corr. Factor: 1.000000
User: CRHOADES Prep Date: Custom ID2: Custom ID3:
Comment:

Elem	Ag3280	Al3092	As1890	B_2089	Ba4554	Be3130	Bi2230	Ca3179	Cd2288	Co2286	Cr2055
Units	ppm	ppm	ppm	ppm	ppm	ppm	ppm	ppm	ppm	ppm	ppm
Avg	**.00000**	**51.993**	**-.00050**	**.00139**	**-.00059**	**.00038**	W **1.0707**	**-.00974**	**-.00050**	**-.00105**	**.00016**
Stddev	.0002	.245	.00628	.00117	.00033	.00003	.0298	.00028	.00020	.00032	.00010
%RSD	6656.9	.47085	1262.9	84.374	55.158	6.9441	2.7851	2.8658	39.577	30.914	60.215
#1	-.00015	52.166	.00394	.00222	-.00083	.00036	1.0918	-.00993	-.00036	-.00082	.00023
#2	.00014	51.820	-.00494	.00056	-.00036	.00039	1.0496	-.00954	-.00063	-.00128	.00009
Check ?	None	Chk Pass	None	None	None	None	Chk Warn	None	None	None	None
Value							1.0000				
Range							5.0000%				

Elem	Cu3247	Fe2714	K_7664	Li6707	Mg2790	Mn2576	Mo2020	Na8183	Ni2316	P_1782	Pb2203
Units	ppm	ppm	ppm	ppm	ppm	ppm	ppm	ppm	ppm	ppm	ppm
Avg	**.00095**	**48.883**	**.17867**	**.00171**	**.01547**	**-.00028**	**-.00191**	**252.88**	**.00181**	**.00668**	**-.00293**
Stddev	.00082	.167	.04671	.00233	.00059	.00002	.00028	.30	.00093	.00004	.00048
%RSD	86.710	.34086	26.143	136.11	3.8200	5.4139	14.460	.12039	51.214	.58249	16.428
#1	.00037	49.001	.14564	.00337	.01589	-.00029	-.00210	253.09	.00247	.00665	-.00327
#2	.00153	48.766	.21170	.00006	.01506	-.00027	-.00171	252.66	.00116	.00670	-.00259
Check ?	None	Chk Pass	None	None	None	None	None	Chk Pass	None	None	None
Value											
Range											

Elem	S_1820	Sb2068	Se1960	Si2881	SiO2	Sn1899	Sr4077	Th2837	Ti3349	Tl1908	U_3701
Units	ppm	ppm	ppm	ppm	ppm	ppm	ppm	ppm	ppm	ppm	ppm
Avg	**5.1864**	**-.00669**	**.00757**	**.00451**	**.00966**	**.00011**	**.00042**	W **4.7038**	**.00652**	**-.00290**	W **10.650**
Stddev	.1140	.00311	.00222	.00543	.01163	.00083	.00028	.0006	.00094	.00307	.015
%RSD	2.1981	46.457	29.273	120.33	120.33	752.02	67.150	.01201	14.473	105.73	.14095
#1	5.2670	-.00449	.00914	.00067	.00144	.00070	.00061	4.7042	.00718	-.00073	10.661
#2	5.1058	-.00889	.00600	.00836	.01788	-.00048	.00022	4.7034	.00585	-.00508	10.640
Check ?	Chk Pass	None	None	None	None	None	None	Chk Warn	None	None	Chk Warn
Value								5.0000			10.000
Range								-5.0000%			5.0000%

Elem	V_2924	Zn2062	Zr3391
Units	ppm	ppm	ppm
Avg	**.00956**	**-.00020**	**.05626**
Stddev	.00024	.00036	.00505
%RSD	2.5380	184.31	8.9802
#1	.00973	.00006	.05984
#2	.00939	-.00045	.05269
Check ?	None	None	None
Value			
Range			

Int. Std.	Y_2243	Y_3600	Y_3774
Units	Cts/S	Cts/S	Cts/S
Avg	**2671.7**	**40870.**	**2213.8**
Stddev	69.0	58.	3.9
%RSD	2.5834	.14240	.17505
#1	2622.9	40829.	2216.6
#2	2720.5	40911.	2211.1

Sample Name: CCV-3894251 Acquired: 5/19/2016 0:09:23 Type: QC
Method: 6500_025(v6) Mode: CONC Corr. Factor: 1.000000
User: CRHOADES Prep Date: Custom ID2: Custom ID3:
Comment:

Elem	Ag3280	Al1670	As1890	B_2089	Ba4554	Be3130	Bi2230	Ca3179	Cd2288	Co2286	Cr2055	Cu3247	Fe2599
Units	ppm	ppm	ppm	ppm	ppm	ppm	ppm	ppm	ppm	ppm	ppm	ppm	ppm
Avg	**.49504**	**.54912**	**1.0302**	**.49293**	**.50612**	**.46788**	**.00152**	**4.9734**	**.49473**	**.50132**	**.50609**	**.51597**	**2.4006**
Stddev	.00273	.00065	.0188	.00651	.00164	.00115	.00414	.0041	.00105	.01037	.01141	.00014	.0006
%RSD	.55074	.11888	1.8240	1.3211	.32382	.24525	273.37	.08258	.21133	2.0688	2.2537	.02709	.02702
#1	.49311	.54958	1.0434	.49753	.50728	.46869	.00444	4.9763	.49399	.50865	.51416	.51607	2.4001
#2	.49697	.54865	1.0169	.48832	.50496	.46707	-.00141	4.9705	.49547	.49398	.49803	.51587	2.4010
Check ?	Chk Pass	Chk Pass	Chk Pass	Chk Pass	Chk Pass	Chk Pass	None	Chk Pass	Chk Pass	Chk Pass	Chk Pass	Chk Pass	Chk Pass
Value													
Range													

Elem	K_7664	Li6707	Mg2790	Mn2576	Mo2020	Na5895	Ni2316	P_1782	Pb2203	S_1820	Sb2068	Se1960	Si2881
Units	ppm	ppm	ppm	ppm	ppm	ppm	ppm	ppm	ppm	ppm	ppm	ppm	ppm
Avg	**48.923**	**.98017**	**19.199**	**.47128**	**.51066**	**5.1125**	**.49342**	**.97366**	**1.0130**	**.03444**	**1.0062**	**1.0457**	**4.7955**
Stddev	.108	.00476	.081	.00151	.01493	.0171	.01077	.01685	.0206	.00276	.0152	.0148	.0018
%RSD	.22071	.48546	.42131	.31948	2.9236	.33392	2.1829	1.7301	2.0341	8.0148	1.5068	1.4114	.03710
#1	48.847	.97681	19.141	.47021	.52122	5.1246	.50104	.98557	1.0275	.03249	1.0169	1.0561	4.7968
#2	48.999	.98354	19.256	.47234	.50011	5.1004	.48580	.96174	.99841	.03639	.99548	1.0353	4.7943
Check ?	Chk Pass	Chk Pass	Chk Pass	Chk Pass	Chk Pass	Chk Pass	Chk Pass	Chk Pass	Chk Pass	None	Chk Pass	Chk Pass	Chk Pass
Value													
Range													

Elem	SiO2	Sn1899	Sr4077	Th2837	Ti3349	Tl1908	U_3701	V_2924	Zn2062	Zr3391
Units	ppm	ppm	ppm	ppm	ppm	ppm	ppm	ppm	ppm	ppm
Avg	**10.262**	**1.0240**	**.47860**	**-.00394**	**.46825**	**1.0522**	**.03035**	**.48806**	**.46664**	**.51032**
Stddev	.004	.0234	.00030	.00208	.00153	.0286	.06765	.00183	.00911	.00253
%RSD	.03710	2.2826	.06206	52.832	.32699	2.7204	222.92	.37543	1.9526	.49604
#1	10.265	1.0406	.47881	-.00542	.46717	1.0725	.07819	.48677	.46020	.50853
#2	10.260	1.0075	.47839	-.00247	.46933	1.0320	-.01749	.48936	.47308	.51211
Check ?	Chk Pass	Chk Pass	Chk Pass	None	Chk Pass	Chk Pass	None	Chk Pass	Chk Pass	Chk Pass
Value										
Range										

Int. Std.	Y_2243	Y_3600	Y_3774
Units	Cts/S	Cts/S	Cts/S
Avg	**2670.6**	**41530.**	**2205.4**
Stddev	5.8	11.	7.6
%RSD	.21659	.02641	.34533
#1	2666.5	41538.	2210.8
#2	2674.7	41522.	2200.0

Sample Name: CCB Acquired: 5/19/2016 0:11:54 Type: QC
Method: 6500_025(v6) Mode: CONC Corr. Factor: 1.000000
User: CRHOADES Prep Date: Custom ID2: Custom ID3:
Comment:

Elem	Ag3280	Al1670	As1890	B_2089	Ba4554	Be3130	Bi2230	Ca3179	Cd2288	Co2286	Cr2055
Units	ppm	ppm	ppm	ppm	ppm	ppm	ppm	ppm	ppm	ppm	ppm
Avg	**-.00031**	**-.00089**	**.00051**	**.00045**	**-.00127**	**.00033**	**.00082**	**-.01681**	**-.00031**	**-.00029**	**-.00016**
Stddev	.00024	.00024	.00615	.00100	.00051	.00015	.00061	.00744	.00010	.00048	.00006
%RSD	77.716	27.129	1215.4	220.45	39.868	45.433	73.911	44.262	30.648	164.56	36.305
#1	-.00014	-.00072	-.00384	.00116	-.00091	.00023	.00125	-.02207	-.00038	.00005	-.00012
#2	-.00048	-.00106	.00485	-.00025	-.00163	.00044	.00039	-.01155	-.00024	-.00063	-.00020
Check ?	Chk Pass	Chk Pass	Chk Pass	Chk Pass	Chk Pass	Chk Pass	Chk Pass	Chk Pass	Chk Pass	Chk Pass	Chk Pass
High Limit											
Low Limit											

Elem	Cu3247	Fe2599	K_7664	Li6707	Mg2790	Mn2576	Mo2020	Na5895	Ni2316	P_1782	Pb2203
Units	ppm	ppm	ppm	ppm	ppm	ppm	ppm	ppm	ppm	ppm	ppm
Avg	**-.00138**	**-.00530**	**.01887**	**.00141**	**.00084**	**.00000**	**.00182**	**.13371**	**-.00015**	**-.00106**	**.00093**
Stddev	.00043	.00253	.03633	.00093	.00236	.00007	.00120	.00182	.00013	.00060	.00144
%RSD	30.788	47.751	192.59	65.681	281.45	6214.8	66.082	1.3590	90.932	56.608	154.89
#1	-.00169	-.00709	.04456	.00076	.00251	-.00005	.00097	.13500	-.00005	-.00064	.00195
#2	-.00108	-.00351	-.00683	.00207	-.00083	.00005	.00267	.13243	-.00024	-.00149	-.00009
Check ?	Chk Pass	Chk Pass	Chk Pass	Chk Pass	Chk Pass	Chk Pass	Chk Pass	Chk Pass	Chk Pass	Chk Pass	Chk Pass
High Limit											
Low Limit											

Elem	S_1820	Sb2068	Se1960	Si2881	SiO2	Sn1899	Sr4077	Th2837	Ti3349	Tl1908	U_3701
Units	ppm	ppm	ppm	ppm	ppm	ppm	ppm	ppm	ppm	ppm	ppm
Avg	**.03354**	W **.00490**	**.00328**	**.00850**	**.01819**	**.00060**	**.00013**	**.00071**	**.00036**	**.00106**	**-.03495**
Stddev	.00883	.00007	.00223	.00845	.01808	.00098	.00009	.00153	.00011	.00289	.00308
%RSD	26.332	1.5097	67.897	99.394	99.394	163.39	72.108	214.81	29.942	273.18	8.8043
#1	.02730	.00485	.00486	.01447	.03097	.00129	.00019	.00179	.00028	-.00099	-.03713
#2	.03979	.00496	.00171	.00253	.00540	-.00009	.00006	-.00037	.00043	.00310	-.03278
Check ?	Chk Pass	Chk Warn	Chk Pass	Chk Pass	Chk Pass	Chk Pass	Chk Pass	Chk Pass	Chk Pass	Chk Pass	Chk Pass
High Limit		.00100									
Low Limit		-.00100									

Elem	V_2924	Zn2062	Zr3391
Units	ppm	ppm	ppm
Avg	**.00083**	**-.00051**	**.00236**
Stddev	.00058	.00012	.00021
%RSD	70.620	24.542	8.8292
#1	.00124	-.00060	.00221
#2	.00041	-.00042	.00250
Check ?	Chk Pass	Chk Pass	Chk Pass
High Limit			
Low Limit			

Int. Std.	Y_2243	Y_3600	Y_3774
Units	Cts/S	Cts/S	Cts/S
Avg	**2690.1**	**41875.**	**2389.7**
Stddev	9.8	5.	6.1
%RSD	.36406	.01213	.25555
#1	2697.1	41872.	2394.0
#2	2683.2	41879.	2385.4

Sample Name: CCVL-3897520 Acquired: 5/19/2016 0:14:17 Type: QC
Method: 6500_025(v6) Mode: CONC Corr. Factor: 1.000000
User: CRHOADES Prep Date: Custom ID2: Custom ID3:
Comment:

Elem	Ag3280	Al1670	As1890	B_2089	Ba4554	Be3130	Bi2230	Ca3179	Cd2288	Co2286	Cr2055	Cu3247
Units	ppm	ppm	ppm	ppm	ppm	ppm	ppm	ppm	ppm	ppm	ppm	ppm
Avg	**.00974**	**.10627**	**.01558**	**.09029**	**.00896**	**.00108**	**.10922**	**.18249**	**.00465**	**.00991**	**.01038**	**.01525**
Stddev	.00058	.01290	.00042	.01025	.00146	.00015	.01489	.01463	.00051	.00073	.00109	.00017
%RSD	5.9547	12.143	2.7280	11.357	16.246	13.609	13.635	8.0174	10.866	7.4072	10.499	1.1099
#1	.00933	.11540	.01528	.09754	.00999	.00098	.11975	.19283	.00501	.01043	.01115	.01537
#2	.01015	.09715	.01588	.08304	.00793	.00119	.09869	.17214	.00429	.00939	.00961	.01513
Check ?	Chk Pass	Chk Pass	Chk Pass	Chk Pass	Chk Pass	Chk Pass	Chk Pass	Chk Pass	Chk Pass	Chk Pass	Chk Pass	Chk Pass
Value												
Range												

Elem	Fe2599	K_7664	Li6707	Mg2790	Mn2576	Mo2020	Na5895	Ni2316	P_1782	Pb2203	S_1820	Sb2068
Units	ppm	ppm	ppm	ppm	ppm	ppm	ppm	ppm	ppm	ppm	ppm	ppm
Avg	**.10384**	**3.0898**	**.01175**	**.20657**	**.01000**	**.02007**	**1.1473**	**.03957**	**2.8694**	**.01029**	**.03379**	**.02247**
Stddev	.00065	.0874	.00095	.00796	.00015	.00224	.0014	.00492	.3192	.00101	.00137	.00700
%RSD	.62765	2.8282	8.0891	3.8531	1.4600	11.139	.11736	12.444	11.123	9.8001	4.0555	31.141
#1	.10338	3.1516	.01108	.20094	.00990	.02166	1.1464	.04305	3.0951	.01101	.03282	.02741
#2	.10431	3.0280	.01242	.21220	.01010	.01849	1.1483	.03609	2.6437	.00958	.03476	.01752
Check ?	Chk Pass	Chk Pass	Chk Pass	Chk Pass	Chk Pass	Chk Pass	Chk Pass	Chk Pass	Chk Pass	Chk Pass	None	Chk Pass
Value												
Range												

Elem	Se1960	Si2881	SiO2	Sn1899	Sr4077	Th2837	Ti3349	Tl1908	U_3701	V_2924	Zn2062	Zr3391
Units	ppm	ppm	ppm	ppm	ppm	ppm	ppm	ppm	ppm	ppm	ppm	ppm
Avg	**.01889**	**.49015**	**1.0489**	**.11180**	**.01004**	**.01510**	**.00959**	**.01631**	F **.03776**	**.01031**	**.01879**	**.01598**
Stddev	.01138	.04782	.1023	.01248	.00010	.00036	.00008	.00069	.00022	.00060	.00067	.00023
%RSD	60.239	9.7571	9.7571	11.159	.96448	2.3559	.80758	4.2254	.59049	5.8129	3.5629	1.4488
#1	.02693	.52397	1.1213	.12063	.00997	.01535	.00964	.01679	.03792	.01074	.01832	.01615
#2	.01084	.45633	.97655	.10298	.01011	.01485	.00954	.01582	.03760	.00989	.01926	.01582
Check ?	Chk Pass	Chk Pass	Chk Pass	Chk Pass	Chk Pass	Chk Pass	Chk Pass	Chk Pass	Chk Fail	Chk Pass	Chk Pass	Chk Pass
Value									.06000			
Range									-30.000%			

Int. Std.	Y_2243	Y_3600	Y_3774
Units	Cts/S	Cts/S	Cts/S
Avg	**2915.7**	**41943.**	**2308.2**
Stddev	321.7	110.	58.9
%RSD	11.034	.26240	2.5514
#1	2688.3	42021.	2266.5
#2	3143.2	41866.	2349.8

Sample Name: MB 280-325556/1-A Acquired: 5/19/2016 0:16:58 Type: Unk
Method: 6500_025(v6) Mode: CONC Corr. Factor: 1.000000
User: CRHOADES Prep Date: 5/17 Custom ID2: Custom ID3:
Comment: 325556 6010B (Cu Fe Na)

Elem	Ag3280	Al1670	As1890	B_2089	Ba4554	Be3130	Bi2230	Ca3179	Cd2288
Line	328.068 {103}	167.079 {502}	189.042 {478}	208.959 {461}	455.403 { 74}	313.042 {108}	223.061 {451}	317.933 {106}	228.802 {447}
Units	ppm	ppm	ppm	ppm	ppm	ppm	ppm	ppm	ppm
Avg	**-.00027**	**.00345**	**-.00613**	**.00019**	**-.00063**	**.00028**	**.00080**	**-.01066**	**-.00004**
Stddev	.00018	.00034	.01275	.00075	.00044	.00001	.00027	.00499	.00070
%RSD	65.305	9.7310	208.19	389.86	70.230	3.6897	34.166	46.850	1829.3
#1	-.00015	.00321	.00289	.00072	-.00032	.00029	.00099	-.00713	-.00053
#2	-.00040	.00369	-.01515	-.00034	-.00095	.00027	.00060	-.01419	.00045
Check ?	Chk Pass	Chk Pass	Chk Pass	Chk Pass	Chk Pass	Chk Pass	Chk Pass	Chk Pass	Chk Pass
High Limit									
Low Limit									

Elem	Co2286	Cr2055	Cu3247	Fe2599	K_7664	Li6707	Mg2790	Mn2576	Mo2020
Line	228.616 {447}	205.560 {464}	324.754 {104}	259.940 {130}	766.490 { 44}	670.784 { 50}	279.079 {121}2	257.610 {131}	202.030 {467}
Units	ppm	ppm	ppm	ppm	ppm	ppm	ppm	ppm	ppm
Avg	**-.00018**	**.00026**	**-.00027**	F **.14053**	**.05653**	**.00049**	**.00298**	**.00030**	**-.00072**
Stddev	.00014	.00040	.00022	.00282	.03606	.00051	.00251	.00001	.00004
%RSD	76.908	156.65	82.225	2.0039	63.799	104.69	84.215	2.7626	5.2833
#1	-.00027	-.00003	-.00043	.14252	.08203	.00085	.00120	.00031	-.00070
#2	-.00008	.00054	-.00011	.13853	.03103	.00013	.00475	.00030	-.00075
Check ?	Chk Pass	Chk Pass	Chk Pass	Chk Fail	Chk Pass	Chk Pass	Chk Pass	Chk Pass	Chk Pass
High Limit				.10000					
Low Limit				-.10000					

Elem	Na5895	Ni2316	P_1782	Pb2203	S_1820	Sb2068	Se1960	Si2881	SiO2
Line	589.592 { 57}	231.604 {446}	178.284 {489}	220.353 {453}	182.034 {485}	206.833 {463}	196.090 {472}	288.158 {117}	288.158 {117}2
Units	ppm	ppm	ppm	ppm	ppm	ppm	ppm	ppm	ppm
Avg	**.14242**	**-.00082**	**-.00008**	**-.00012**	**.04482**	**-.00036**	**.00159**	**.01070**	**.02290**
Stddev	.01136	.00015	.00052	.00085	.00395	.00135	.00193	.00760	.01626
%RSD	7.9768	18.338	689.06	711.78	8.8189	380.79	121.99	71.009	71.009
#1	.15045	-.00071	.00029	-.00072	.04203	.00060	.00022	.01607	.03440
#2	.13438	-.00092	-.00045	.00048	.04762	-.00131	.00295	.00533	.01140
Check ?	Chk Pass	Chk Pass	Chk Pass	Chk Pass	Chk Pass	Chk Pass	Chk Pass	Chk Pass	None
High Limit									
Low Limit									

Elem	Sn1899	Sr4077	Th2837	Ti3349	Tl1908	U_3701	V_2924	Zn2062	Zr3391
Line	189.989 {477}	407.771 { 83}	283.730 {119}	334.904 {101}	190.856 {477}	370.152 { 91}	292.402 {115}	206.200 {163}	339.198 { 99}
Units	ppm	ppm	ppm	ppm	ppm	ppm	ppm	ppm	ppm
Avg	**-.00102**	**.00016**	**.00030**	**-.00006**	**-.00270**	**-.03316**	**.00069**	**.00199**	**-.00002**
Stddev	.00011	.00001	.00694	.00035	.00059	.01777	.00008	.00004	.00287
%RSD	10.744	9.0104	2300.3	571.29	21.702	53.595	11.504	1.9454	17710.
#1	-.00095	.00015	.00521	.00019	-.00311	-.04573	.00063	.00202	.00201
#2	-.00110	.00017	-.00461	-.00031	-.00228	-.02060	.00074	.00196	-.00204
Check ?	Chk Pass	Chk Pass	Chk Pass	Chk Pass	Chk Pass	Chk Pass	Chk Pass	Chk Pass	Chk Pass
High Limit									
Low Limit									

Int. Std.	Y_2243	Y_3600	Y_3774
Line	224.306 {450}	360.073 { 94}	377.433 { 89}
Units	Cts/S	Cts/S	Cts/S
Avg	**2693.3**	**42610.**	**2300.2**
Stddev	6.6	34.	132.8
%RSD	.24632	.08011	5.7738
#1	2698.0	42634.	2206.3
#2	2688.6	42586.	2394.1

Sample Name: LCS 280-325556/2-A Acquired: 5/19/2016 0:19:21 Type: Unk
Method: 6500_025(v6) Mode: CONC Corr. Factor: 1.000000
User: CRHOADES Prep Date: Custom ID2: Custom ID3:
Comment: 325556 6010B (Cu Fe Na)

Elem	Ag3280	Al1670	As1890	B_2089	Ba4554	Be3130	Bi2230	Ca3179	Cd2288
Line	328.068 {103}	167.079 {502}	189.042 {478}	208.959 {461}	455.403 { 74}	313.042 {108}	223.061 {451}	317.933 {106}	228.802 {447}
Units	ppm	ppm	ppm	ppm	ppm	ppm	ppm	ppm	ppm
Avg	**.04932**	**2.1557**	**1.0691**	**1.0072**	**2.0015**	**.04687**	**2.1676**	**52.821**	**.09864**
Stddev	.00189	.0333	.0052	.0058	.1032	.00190	.0074	2.755	.00001
%RSD	3.8277	1.5460	.49051	.57353	5.1571	4.0637	.33952	5.2151	.00746
#1	.04798	2.1322	1.0653	1.0031	1.9286	.04552	2.1624	50.874	.09865
#2	.05065	2.1793	1.0728	1.0112	2.0745	.04821	2.1728	54.769	.09864
Check ?	Chk Pass	Chk Pass	Chk Pass	Chk Pass	Chk Pass	Chk Pass	None	Chk Pass	Chk Pass
High Limit									
Low Limit									

Elem	Co2286	Cr2055	Cu3247	Fe2599	K_7664	Li6707	Mg2790	Mn2576	Mo2020
Line	228.616 {447}	205.560 {464}	324.754 {104}	259.940 {130}	766.490 { 44}	670.784 { 50}	279.079 {121}2	257.610 {131}	202.030 {467}
Units	ppm	ppm	ppm	ppm	ppm	ppm	ppm	ppm	ppm
Avg	**.48218**	**.20032**	**.25532**	**.97963**	**48.483**	**.96028**	**54.173**	**.46337**	**1.0609**
Stddev	.00356	.00118	.00161	.00935	2.499	.00780	.242	.00189	.0110
%RSD	.73850	.58865	.62982	.95480	5.1544	.81278	.44734	.40759	1.0366
#1	.48470	.19949	.25418	.97302	46.716	.95476	54.002	.46204	1.0687
#2	.47966	.20115	.25646	.98625	50.250	.96580	54.345	.46471	1.0531
Check ?	Chk Pass	Chk Pass	Chk Pass	Chk Pass	Chk Pass	Chk Pass	Chk Pass	Chk Pass	Chk Pass
High Limit									
Low Limit									

Elem	Na8183	Ni2316	P_1782	Pb2203	S_1820	Sb2068	Se1960	Si2881	SiO2
Line	818.326 { 41}	231.604 {446}	178.284 {489}	220.353 {453}	182.034 {485}	206.833 {463}	196.090 {472}	288.158 {117}	288.158 {117}2
Units	ppm	ppm	ppm	ppm	ppm	ppm	ppm	ppm	ppm
Avg	F **56.722**	**.47812**	**9.9783**	**.50301**	**14.919**	**.52396**	**2.1467**	**9.7838**	**20.937**
Stddev	1.264	.00196	.0445	.00062	.059	.00144	.0280	.0505	.108
%RSD	2.2280	.41014	.44599	.12254	.39385	.27462	1.3068	.51598	.51598
#1	55.828	.47674	10.010	.50257	14.878	.52294	2.1665	9.7481	20.861
#2	57.615	.47951	9.9469	.50344	14.961	.52497	2.1269	9.8195	21.014
Check ?	Chk Fail	Chk Pass	Chk Pass	Chk Pass	None	Chk Pass	Chk Pass	Chk Pass	None
High Limit	56.000								
Low Limit	45.500								

Elem	Sn1899	Sr4077	Th2837	Ti3349	Tl1908	U_3701	V_2924	Zn2062	Zr3391
Line	189.989 {477}	407.771 { 83}	283.730 {119}	334.904 {101}	190.856 {477}	370.152 { 91}	292.402 {115}	206.200 {163}	339.198 { 99}
Units	ppm	ppm	ppm	ppm	ppm	ppm	ppm	ppm	ppm
Avg	**2.0673**	**1.0280**	**.94893**	**.94835**	**1.9795**	**2.0875**	**.47764**	**.45676**	**.52526**
Stddev	.0193	.0530	.00593	.00386	.0711	.0566	.00104	.00027	.00319
%RSD	.93384	5.1543	.62511	.40710	3.5900	2.7089	.21745	.05985	.60733
#1	2.0809	.99050	.94473	.94562	2.0297	2.0475	.47837	.45656	.52751
#2	2.0536	1.0654	.95312	.95108	1.9292	2.1274	.47690	.45695	.52300
Check ?	Chk Pass	Chk Pass	Chk Pass	Chk Pass	Chk Pass	Chk Pass	Chk Pass	Chk Pass	Chk Pass
High Limit									
Low Limit									

Int. Std.	Y_2243	Y_3600	Y_3774
Line	224.306 {450}	360.073 { 94}	377.433 { 89}
Units	Cts/S	Cts/S	Cts/S
Avg	**2608.7**	**40551.**	**2212.7**
Stddev	3.5	199.	93.2
%RSD	.13395	.49116	4.2108
#1	2611.2	40692.	2278.6
#2	2606.3	40410.	2146.8

Sample Name: 280-83149-A-2-A Acquired: 5/19/2016 0:21:46 Type: Unk
Method: 6500_025(v6) Mode: CONC Corr. Factor: 1.000000
User: CRHOADES Prep Date: Custom ID2: Custom ID3:
Comment: 325556 6010B (Cu Fe Na)

Elem	Ag3280	Al1670	As1890	B_2089	Ba4554	Be3130	Bi2230	Ca3179	Cd2288
Line	328.068 {103}	167.079 {502}	189.042 {478}	208.959 {461}	455.403 { 74}	313.042 {108}	223.061 {451}	317.933 {106}	228.802 {447}
Units	ppm	ppm	ppm	ppm	ppm	ppm	ppm	ppm	ppm
Avg	**-.00056**	**.00630**	**.01418**	**.48034**	**.01109**	**.00025**	**.00059**	**12.701**	**.00021**
Stddev	.00034	.00092	.00084	.01217	.00000	.00002	.00034	.270	.00001
%RSD	60.100	14.625	5.9172	2.5332	.03192	9.5218	56.626	2.1220	4.9777
#1	-.00032	.00565	.01477	.47174	.01109	.00023	.00083	12.891	.00022
#2	-.00080	.00695	.01359	.48894	.01109	.00026	.00035	12.510	.00021
Check ?	Chk Pass	Chk Pass	Chk Pass	Chk Pass	Chk Pass	Chk Pass	Chk Pass	Chk Pass	Chk Pass
High Limit									
Low Limit									

Elem	Co2286	Cr2055	Cu3247	Fe2599	K_7664	Li6707	Mg2790	Mn2576	Mo2020
Line	228.616 {447}	205.560 {464}	324.754 {104}	259.940 {130}	766.490 { 44}	670.784 { 50}	279.079 {121}2	257.610 {131}	202.030 {467}
Units	ppm	ppm	ppm	ppm	ppm	ppm	ppm	ppm	ppm
Avg	**-.00029**	**.00028**	**.01661**	**.00343**	**12.619**	**.00635**	**34.784**	**.00057**	**.02148**
Stddev	.00013	.00016	.00021	.00169	.051	.00075	.151	.00003	.00057
%RSD	43.826	56.707	1.2531	49.182	.40142	11.763	.43513	5.3939	2.6511
#1	-.00038	.00039	.01646	.00224	12.583	.00688	34.891	.00059	.02108
#2	-.00020	.00017	.01676	.00462	12.655	.00583	34.677	.00055	.02188
Check ?	Chk Pass	Chk Pass	Chk Pass	Chk Pass	Chk Pass	Chk Pass	Chk Pass	Chk Pass	Chk Pass
High Limit									
Low Limit									

Elem	Na8183	Ni2316	P_1782	Pb2203	S_1820	Sb2068	Se1960	Si2881	SiO2
Line	818.326 { 41}	231.604 {446}	178.284 {489}	220.353 {453}	182.034 {485}	206.833 {463}	196.090 {472}	288.158 {117}	288.158 {117}2
Units	ppm	ppm	ppm	ppm	ppm	ppm	ppm	ppm	ppm
Avg	**115.16**	**.00248**	**.05141**	**.00241**	**63.076**	**.00136**	**.01206**	**3.6406**	**7.7908**
Stddev	.06	.00053	.00464	.00079	2.576	.00109	.00342	.0518	.1109
%RSD	.05496	21.467	9.0295	32.833	4.0841	79.801	28.356	1.4230	1.4230
#1	115.12	.00286	.04812	.00185	61.254	.00213	.00964	3.6039	7.7124
#2	115.21	.00211	.05469	.00296	64.897	.00059	.01448	3.6772	7.8692
Check ?	Chk Pass	Chk Pass	Chk Pass	Chk Pass	Chk Pass	Chk Pass	Chk Pass	Chk Pass	Chk Pass
High Limit									
Low Limit									

Elem	Sn1899	Sr4077	Th2837	Ti3349	Tl1908	U_3701	V_2924	Zn2062	Zr3391
Line	189.989 {477}	407.771 { 83}	283.730 {119}	334.904 {101}	190.856 {477}	370.152 { 91}	292.402 {115}	206.200 {163}	339.198 { 99}
Units	ppm	ppm	ppm	ppm	ppm	ppm	ppm	ppm	ppm
Avg	**.00377**	**.09930**	**.00021**	**.00003**	**.01954**	**.00814**	**.01483**	**.00424**	**-.00124**
Stddev	.00073	.00068	.00107	.00025	.00585	.02454	.00067	.00037	.00129
%RSD	19.471	.68042	519.65	748.53	29.922	301.64	4.5452	8.6689	104.05
#1	.00429	.09882	.00097	-.00014	.01541	-.00922	.01531	.00450	-.00033
#2	.00325	.09978	-.00055	.00021	.02368	.02549	.01435	.00398	-.00215
Check ?	Chk Pass	Chk Pass	Chk Pass	Chk Pass	Chk Pass	Chk Pass	Chk Pass	Chk Pass	Chk Pass
High Limit									
Low Limit									

Int. Std.	Y_2243	Y_3600	Y_3774
Line	224.306 {450}	360.073 { 94}	377.433 { 89}
Units	Cts/S	Cts/S	Cts/S
Avg	**2736.4**	**41486.**	**2267.4**
Stddev	120.5	64.	93.9
%RSD	4.4047	.15539	4.1405
#1	2821.7	41441.	2201.1
#2	2651.2	41532.	2333.8

Sample Name: 280-82821-G-1-A Acquired: 5/19/2016 0:24:25 Type: Unk
Method: 6500_025(v6) Mode: CONC Corr. Factor: 1.000000
User: CRHOADES Prep Date: Custom ID2: Custom ID3:
Comment: 325556 6010B (Cu Fe Na)

Elem	Ag3280	Al1670	Al3092	As1890	B_2089	Ba4554	Be3130	Bi2230	Ca3179
Line	328.068 {103}	167.079 {502}	309.271 {109}	189.042 {478}	208.959 {461}	455.403 { 74}	313.042 {108}	223.061 {451}	317.933 {106}
Units	ppm	ppm	ppm	ppm	ppm	ppm	ppm	ppm	ppm
Avg	**-.00120**	**1.5606**	W **2.6207**	**.00119**	**.15571**	**.06686**	**.00027**	**-.00769**	**475.91**
Stddev	.00047	.1434	.1854	.01063	.01290	.00319	.00010	.00097	22.41
%RSD	39.400	9.1866	7.0743	894.87	8.2817	4.7676	38.109	12.664	4.7086
#1	-.00153	1.6620	2.7518	-.00633	.16482	.06911	.00020	-.00838	491.76
#2	-.00087	1.4592	2.4896	.00871	.14659	.06461	.00034	-.00700	460.07
Check ?	Chk Pass	Chk Pass	Chk Warn	Chk Pass	Chk Pass	Chk Pass	Chk Pass	Chk Pass	Chk Pass
High Limit			500.00						
Low Limit			3.2000						

Elem	Cd2288	Co2286	Cr2055	Cu3247	Fe2599	K_7664	Li6707	Mg2790	Mn2576
Line	228.802 {447}	228.616 {447}	205.560 {464}	324.754 {104}	259.940 {130}	766.490 { 44}	670.784 { 50}	279.079 {121}2	257.610 {131}
Units	ppm	ppm	ppm	ppm	ppm	ppm	ppm	ppm	ppm
Avg	**.00148**	**.00060**	**.00491**	**.00393**	**2.0580**	**10.675**	**.07460**	**438.18**	**.06540**
Stddev	.00017	.00025	.00017	.00043	.0584	.089	.00057	4.25	.00005
%RSD	11.463	41.963	3.4680	10.927	2.8396	.82998	.77079	.96943	.07899
#1	.00136	.00042	.00503	.00424	2.0993	10.738	.07500	441.18	.06537
#2	.00160	.00077	.00479	.00363	2.0166	10.612	.07419	435.18	.06544
Check ?	Chk Pass	Chk Pass	Chk Pass	Chk Pass	Chk Pass	Chk Pass	Chk Pass	Chk Pass	Chk Pass
High Limit									
Low Limit									

Elem	Mo2020	Na8183	Ni2316	P_1782	Pb2203	S_1820	Sb2068	Se1960	Si2881
Line	202.030 {467}	818.326 { 41}	231.604 {446}	178.284 {489}	220.353 {453}	182.034 {485}	206.833 {463}	196.090 {472}	288.158 {117}
Units	ppm	ppm	ppm	ppm	ppm	ppm	ppm	ppm	ppm
Avg	**.00268**	**367.78**	**.00668**	**.08828**	**.00373**	F **899.55**	**-.00316**	**.04616**	**8.1032**
Stddev	.00038	16.87	.00038	.00587	.00193	81.19	.00269	.00110	.0592
%RSD	14.184	4.5870	5.6612	6.6535	51.891	9.0252	85.129	2.3773	.73042
#1	.00295	379.70	.00695	.09243	.00509	956.95	-.00506	.04694	8.1451
#2	.00241	355.85	.00641	.08412	.00236	842.14	-.00126	.04538	8.0614
Check ?	Chk Pass	Chk Pass	Chk Pass	Chk Pass	Chk Pass	Chk Fail	Chk Pass	Chk Pass	Chk Pass
High Limit						200.00			
Low Limit						-.20000			

Elem	SiO2	Sn1899	Sr4077	Th2837	Ti3349	Tl1908	U_3701	V_2924	Zn2062
Line	288.158 {117}2	189.989 {477}	407.771 { 83}	283.730 {119}	334.904 {101}	190.856 {477}	370.152 { 91}	292.402 {115}	206.200 {163}
Units	ppm	ppm	ppm	ppm	ppm	ppm	ppm	ppm	ppm
Avg	**17.341**	**-.00238**	W **5.8665**	**-.00221**	**.07221**	**-.00672**	**-.03310**	**.00145**	**.01478**
Stddev	.127	.00156	.2589	.00207	.00314	.00474	.01173	.00012	.00079
%RSD	.73042	65.356	4.4135	93.505	4.3489	70.533	35.434	8.5240	5.3662
#1	17.430	-.00128	6.0496	-.00075	.06999	-.01008	-.02481	.00153	.01535
#2	17.251	-.00348	5.6835	-.00367	.07444	-.00337	-.04140	.00136	.01422
Check ?	Chk Pass	Chk Pass	Chk Warn	Chk Pass	Chk Pass	Chk Pass	Chk Pass	Chk Pass	Chk Pass
High Limit			5.0000						
Low Limit			-.01000						

Elem	Zr3391
Line	339.198 { 99}
Units	ppm
Avg	**.00457**
Stddev	.00052
%RSD	11.421
#1	.00494
#2	.00420
Check ?	Chk Pass
High Limit	
Low Limit	

Sample Name: 280-82821-G-1-A Acquired: 5/19/2016 0:24:25 Type: Unk
Method: 6500_025(v6) Mode: CONC Corr. Factor: 1.000000
User: CRHOADES Prep Date: Custom ID2: Custom ID3:
Comment: 325556 6010B (Cu Fe Na)

Int. Std.	Y_2243	Y_3600	Y_3774
Line	224.306 {450}	360.073 { 94}	377.433 { 89}
Units	Cts/S	Cts/S	Cts/S
Avg	**2588.9**	**38009.**	**2178.5**
Stddev	238.8	153.	126.2
%RSD	9.2235	.40124	5.7917
#1	2420.1	38117.	2089.3
#2	2757.8	37901.	2267.7

Sample Name: 280-82821-G-2-A Acquired: 5/19/2016 0:27:08 Type: Unk
Method: 6500_025(v6) Mode: CONC Corr. Factor: 1.000000
User: CRHOADES Prep Date: Custom ID2: Custom ID3:
Comment: 325556 6010B (Cu Fe Na)

Elem	Ag3280	Al3092	As1890	B_2089	Ba4554	Be3130	Bi2230	Ca3179	Cd2288
Line	328.068 {103}	309.271 {109}	189.042 {478}	208.959 {461}	455.403 { 74}	313.042 {108}	223.061 {451}	317.933 {106}	228.802 {447}
Units	ppm	ppm	ppm	ppm	ppm	ppm	ppm	ppm	ppm
Avg	**-.00068**	**59.033**	**.00290**	**.05874**	**.00104**	**.01525**	**.00075**	**348.66**	**.00921**
Stddev	.00007	.207	.00586	.00233	.00024	.00021	.00398	2.24	.00039
%RSD	10.836	.35088	202.11	3.9641	23.340	1.3587	532.73	.64385	4.1801
#1	-.00073	59.180	.00705	.06039	.00087	.01540	.00356	350.24	.00894
#2	-.00062	58.887	-.00125	.05709	.00121	.01510	-.00206	347.07	.00948
Check ?	Chk Pass	Chk Pass	Chk Pass	Chk Pass	Chk Pass	Chk Pass	Chk Pass	Chk Pass	Chk Pass
High Limit									
Low Limit									

Elem	Co2286	Cr2055	Cu3247	Fe2599	K_7664	Li6707	Mg2790	Mn2576	Mo2020
Line	228.616 {447}	205.560 {464}	324.754 {104}	259.940 {130}	766.490 { 44}	670.784 { 50}	279.079 {121}2	257.610 {131}	202.030 {467}
Units	ppm	ppm	ppm	ppm	ppm	ppm	ppm	ppm	ppm
Avg	**.08782**	**.00172**	**.00651**	**25.134**	**4.7695**	**.21059**	**149.29**	**4.4874**	**.00080**
Stddev	.00237	.00006	.00013	.060	.1314	.00093	.22	.0286	.00025
%RSD	2.7005	3.6740	2.0155	.23948	2.7557	.44217	.14417	.63651	31.235
#1	.08950	.00167	.00660	25.177	4.8625	.21125	149.44	4.4672	.00063
#2	.08614	.00176	.00642	25.092	4.6766	.20993	149.14	4.5076	.00098
Check ?	Chk Pass	Chk Pass	Chk Pass	Chk Pass	Chk Pass	Chk Pass	Chk Pass	Chk Pass	Chk Pass
High Limit									
Low Limit									

Elem	Na8183	Ni2316	P_1782	Pb2203	S_1820	Sb2068	Se1960	Si2881	SiO2
Line	818.326 { 41}	231.604 {446}	178.284 {489}	220.353 {453}	182.034 {485}	206.833 {463}	196.090 {472}	288.158 {117}	288.158 {117}2
Units	ppm	ppm	ppm	ppm	ppm	ppm	ppm	ppm	ppm
Avg	**191.78**	**.17651**	**.05607**	**.00407**	F **924.15**	**.00054**	**.00861**	**35.693**	**76.384**
Stddev	.64	.00460	.00306	.00084	.76	.00062	.00458	.109	.233
%RSD	.33198	2.6059	5.4607	20.731	.08234	113.56	53.146	.30568	.30568
#1	191.33	.17976	.05390	.00467	923.61	.00011	.00537	35.770	76.549
#2	192.23	.17326	.05823	.00348	924.68	.00098	.01185	35.616	76.218
Check ?	Chk Pass	Chk Pass	Chk Pass	Chk Pass	Chk Fail	Chk Pass	Chk Pass	Chk Pass	Chk Pass
High Limit					200.00				
Low Limit					-.20000				

Elem	Sn1899	Sr4077	Th2837	Ti3349	Tl1908	U_3701	V_2924	Zn2062	Zr3391
Line	189.989 {477}	407.771 { 83}	283.730 {119}	334.904 {101}	190.856 {477}	370.152 { 91}	292.402 {115}	206.200 {163}	339.198 { 99}
Units	ppm	ppm	ppm	ppm	ppm	ppm	ppm	ppm	ppm
Avg	**-.00177**	**.06054**	**-.00030**	**.00008**	**-.00068**	W **-.05055**	**.00534**	**1.3353**	**.00523**
Stddev	.00001	.00002	.00048	.00018	.00022	.03201	.00029	.0001	.00058
%RSD	.68444	.02991	158.17	214.18	32.660	63.323	5.5222	.00837	11.096
#1	-.00177	.06053	-.00064	-.00004	-.00052	-.02791	.00513	1.3354	.00564
#2	-.00176	.06056	.00004	.00021	-.00084	-.07318	.00554	1.3352	.00482
Check ?	Chk Pass	Chk Pass	Chk Pass	Chk Pass	Chk Pass	Chk Warn	Chk Pass	Chk Pass	Chk Pass
High Limit						45.000			
Low Limit						-.05000			

Int. Std.	Y_2243	Y_3600	Y_3774
Line	224.306 {450}	360.073 { 94}	377.433 { 89}
Units	Cts/S	Cts/S	Cts/S
Avg	**3108.0**	**47716.**	**2783.5**
Stddev	.0	24.	4.5
%RSD	.00056	.04992	.16014
#1	3108.0	47733.	2780.3
#2	3108.0	47699.	2786.6

Sample Name: 280-82821-G-3-A Acquired: 5/19/2016 0:29:53 Type: Unk
Method: 6500_025(v6) Mode: CONC Corr. Factor: 1.000000
User: CRHOADES Prep Date: Custom ID2: Custom ID3:
Comment: 325556 6010B (Cu Fe Na)

Elem	Ag3280	Al3092	As1890	B_2089	Ba4554	Be3130	Bi2230	Ca3179	Cd2288
Line	328.068 {103}	309.271 {109}	189.042 {478}	208.959 {461}	455.403 { 74}	313.042 {108}	223.061 {451}	317.933 {106}	228.802 {447}
Units	ppm	ppm	ppm	ppm	ppm	ppm	ppm	ppm	ppm
Avg	**-.00032**	**14.553**	**-.00424**	**.15286**	**.01029**	**.00310**	**-.00621**	**418.00**	**.00806**
Stddev	.00016	.093	.00255	.00077	.00025	.00009	.00186	.34	.00003
%RSD	49.242	.63962	60.178	.50387	2.3918	2.9348	29.903	.08212	.43298
#1	-.00043	14.487	-.00604	.15340	.01011	.00316	-.00490	418.24	.00809
#2	-.00021	14.619	-.00243	.15231	.01046	.00303	-.00752	417.76	.00804
Check ?	Chk Pass	Chk Pass	Chk Pass	Chk Pass	Chk Pass	Chk Pass	Chk Pass	Chk Pass	Chk Pass
High Limit									
Low Limit									

Elem	Co2286	Cr2055	Cu3247	Fe2599	K_7664	Li6707	Mg2790	Mn2576	Mo2020
Line	228.616 {447}	205.560 {464}	324.754 {104}	259.940 {130}	766.490 { 44}	670.784 { 50}	279.079 {121}2	257.610 {131}	202.030 {467}
Units	ppm	ppm	ppm	ppm	ppm	ppm	ppm	ppm	ppm
Avg	**.06029**	**.00597**	**.00926**	**.64811**	**18.672**	**.25615**	**366.79**	**4.4360**	**.00316**
Stddev	.00066	.00004	.00054	.00277	.113	.00147	2.26	.0319	.00047
%RSD	1.0877	.66115	5.8054	.42680	.60319	.57302	.61669	.71863	14.887
#1	.05983	.00594	.00964	.64615	18.752	.25511	368.39	4.4134	.00349
#2	.06076	.00599	.00888	.65006	18.592	.25718	365.19	4.4585	.00282
Check ?	Chk Pass	Chk Pass	Chk Pass	Chk Pass	Chk Pass	Chk Pass	Chk Pass	Chk Pass	Chk Pass
High Limit									
Low Limit									

Elem	Na8183	Ni2316	P_1782	Pb2203	S_1820	Sb2068	Se1960	Si2881	SiO2
Line	818.326 { 41}	231.604 {446}	178.284 {489}	220.353 {453}	182.034 {485}	206.833 {463}	196.090 {472}	288.158 {117}	288.158 {117}2
Units	ppm	ppm	ppm	ppm	ppm	ppm	ppm	ppm	ppm
Avg	**486.93**	**.13749**	**.04686**	**.00417**	F **920.92**	**.00329**	**.01362**	**13.951**	**29.854**
Stddev	.64	.00198	.00008	.00121	.86	.00266	.00199	.012	.027
%RSD	.13069	1.4414	.17939	29.107	.09391	80.951	14.573	.08927	.08927
#1	486.48	.13609	.04680	.00331	920.31	.00517	.01503	13.959	29.873
#2	487.38	.13889	.04692	.00502	921.53	.00140	.01222	13.942	29.835
Check ?	Chk Pass	Chk Pass	Chk Pass	Chk Pass	Chk Fail	Chk Pass	Chk Pass	Chk Pass	Chk Pass
High Limit					200.00				
Low Limit					-.20000				

Elem	Sn1899	Sr4077	Th2837	Ti3349	Tl1908	U_3701	V_2924	Zn2062	Zr3391
Line	189.989 {477}	407.771 { 83}	283.730 {119}	334.904 {101}	190.856 {477}	370.152 { 91}	292.402 {115}	206.200 {163}	339.198 { 99}
Units	ppm	ppm	ppm	ppm	ppm	ppm	ppm	ppm	ppm
Avg	**-.00064**	**.62908**	**.00015**	**.01011**	**-.00017**	**-.03451**	**.00029**	**.25039**	**.00286**
Stddev	.00004	.00030	.00041	.00013	.00192	.02495	.00151	.00019	.00228
%RSD	5.9445	.04800	283.66	1.3145	1121.5	72.309	523.73	.07473	79.479
#1	-.00062	.62887	-.00015	.01002	-.00153	-.01686	.00135	.25052	.00125
#2	-.00067	.62930	.00044	.01021	.00119	-.05215	-.00078	.25025	.00447
Check ?	Chk Pass	Chk Pass	Chk Pass	Chk Pass	Chk Pass	Chk Pass	Chk Pass	Chk Pass	Chk Pass
High Limit									
Low Limit									

Int. Std.	Y_2243	Y_3600	Y_3774
Line	224.306 {450}	360.073 { 94}	377.433 { 89}
Units	Cts/S	Cts/S	Cts/S
Avg	**2958.9**	**46850.**	**2651.5**
Stddev	20.7	112.	70.3
%RSD	.70001	.23880	2.6502
#1	2973.6	46929.	2601.9
#2	2944.3	46771.	2701.2

Sample Name: 280-82821-G-4-A Acquired: 5/19/2016 0:32:40 Type: Unk
Method: 6500_025(v6) Mode: CONC Corr. Factor: 1.000000
User: CRHOADES Prep Date: Custom ID2: Custom ID3:
Comment: 325556 6010B (Cu Fe Na)

Elem	Ag3280	Al1670	Al3092	As1890	B_2089	Ba4554	Be3130	Bi2230	Ca3179
Line	328.068 {103}	167.079 {502}	309.271 {109}	189.042 {478}	208.959 {461}	455.403 { 74}	313.042 {108}	223.061 {451}	317.933 {106}
Units	ppm	ppm	ppm	ppm	ppm	ppm	ppm	ppm	ppm
Avg	**-.00051**	**2.0100**	**4.4231**	W **-.01244**	**.24190**	**.02728**	**.00020**	**.00301**	**499.13**
Stddev	.00066	.0303	.2013	.00686	.00292	.00096	.00014	.00208	11.45
%RSD	130.92	1.5074	4.5502	55.162	1.2081	3.5331	70.445	69.111	2.2935
#1	-.00098	1.9885	4.5654	-.00759	.23983	.02797	.00010	.00448	507.23
#2	-.00004	2.0314	4.2808	-.01729	.24397	.02660	.00029	.00154	491.04
Check ?	Chk Pass	Chk Pass	Chk Pass	Chk Warn	Chk Pass	Chk Pass	Chk Pass	Chk Pass	Chk Pass
High Limit				10.000					
Low Limit				-.01000					

Elem	Cd2288	Co2286	Cr2055	Cu3247	Fe2599	K_7664	Li6707	Mg2790	Mn2576
Line	228.802 {447}	228.616 {447}	205.560 {464}	324.754 {104}	259.940 {130}	766.490 { 44}	670.784 { 50}	279.079 {121}2	257.610 {131}
Units	ppm	ppm	ppm	ppm	ppm	ppm	ppm	ppm	ppm
Avg	**.00197**	**.01961**	**.00382**	**.00684**	**2.8865**	**97.092**	**.52001**	W **1132.6**	**3.2923**
Stddev	.00016	.00096	.00013	.00100	.0046	2.165	.00092	14.5	.0147
%RSD	8.1708	4.8905	3.4896	14.654	.15795	2.2304	.17612	1.2837	.44649
#1	.00186	.01893	.00392	.00754	2.8832	98.623	.51936	1122.3	3.2819
#2	.00209	.02029	.00373	.00613	2.8897	95.560	.52065	1142.9	3.3027
Check ?	Chk Pass	Chk Pass	Chk Pass	Chk Pass	Chk Pass	Chk Pass	Chk Pass	Chk Warn	Chk Pass
High Limit								500.00	
Low Limit								-.10000	

Elem	Mo2020	Na8183	Ni2316	P_1782	Pb2203	S_1820	Sb2068	Se1960	Si2881
Line	202.030 {467}	818.326 { 41}	231.604 {446}	178.284 {489}	220.353 {453}	182.034 {485}	206.833 {463}	196.090 {472}	288.158 {117}
Units	ppm	ppm	ppm	ppm	ppm	ppm	ppm	ppm	ppm
Avg	**.02057**	W **1907.3**	**.04464**	**.10376**	**.00478**	F **2123.6**	**-.00195**	**.00220**	**9.6635**
Stddev	.00126	44.2	.00151	.00294	.00241	39.8	.00980	.00985	.0271
%RSD	6.1150	2.3163	3.3843	2.8304	50.493	1.8752	501.62	448.05	.27997
#1	.01968	1938.6	.04357	.10584	.00649	2095.4	-.00888	-.00477	9.6826
#2	.02146	1876.1	.04571	.10169	.00307	2151.7	.00498	.00916	9.6443
Check ?	Chk Pass	Chk Warn	Chk Pass	Chk Pass	Chk Pass	Chk Fail	Chk Pass	Chk Pass	Chk Pass
High Limit		500.00				200.00			
Low Limit		11.000				-.20000			

Elem	SiO2	Sn1899	Sr4077	Th2837	Ti3349	Tl1908	U_3701	V_2924	Zn2062
Line	288.158 {117}2	189.989 {477}	407.771 { 83}	283.730 {119}	334.904 {101}	190.856 {477}	370.152 { 91}	292.402 {115}	206.200 {163}
Units	ppm	ppm	ppm	ppm	ppm	ppm	ppm	ppm	ppm
Avg	**20.680**	**-.00149**	W **7.9916**	**-.00103**	**.09408**	**-.00414**	**.57994**	**.00187**	**.01162**
Stddev	.058	.00197	.2006	.00022	.00157	.00300	.02151	.00039	.00157
%RSD	.27997	132.15	2.5097	21.633	1.6703	72.587	3.7088	20.725	13.478
#1	20.721	-.00288	8.1334	-.00088	.09519	-.00201	.59515	.00215	.01051
#2	20.639	-.00010	7.8498	-.00119	.09296	-.00626	.56473	.00160	.01273
Check ?	Chk Pass	Chk Pass	Chk Warn	Chk Pass	Chk Pass	Chk Pass	Chk Pass	Chk Pass	Chk Pass
High Limit			5.0000						
Low Limit			-.01000						

Elem	Zr3391
Line	339.198 { 99}
Units	ppm
Avg	**.00188**
Stddev	.00187
%RSD	99.081
#1	.00320
#2	.00056
Check ?	Chk Pass
High Limit	
Low Limit	

Sample Name: 280-82821-G-4-A Acquired: 5/19/2016 0:32:40 Type: Unk
Method: 6500_025(v6) Mode: CONC Corr. Factor: 1.000000
User: CRHOADES Prep Date: Custom ID2: Custom ID3:
Comment: 325556 6010B (Cu Fe Na)

Int. Std.	Y_2243	Y_3600	Y_3774
Line	224.306 {450}	360.073 { 94}	377.433 { 89}
Units	Cts/S	Cts/S	Cts/S
Avg	**2305.1**	**35511.**	**2079.6**
Stddev	39.9	212.	49.6
%RSD	1.7322	.59820	2.3874
#1	2333.4	35661.	2044.5
#2	2276.9	35361.	2114.7

Sample Name: 280-82821-G-5-A Acquired: 5/19/2016 0:35:49 Type: Unk
Method: 6500_025(v6) Mode: CONC Corr. Factor: 1.000000
User: CRHOADES Prep Date: Custom ID2: Custom ID3:
Comment: 325556 6010B (Cu Fe Na)

Elem	Ag3280	Al1670	As1890	B_2089	Ba4554	Be3130	Bi2230	Ca3179	Cd2288
Line	328.068 {103}	167.079 {502}	189.042 {478}	208.959 {461}	455.403 { 74}	313.042 {108}	223.061 {451}	317.933 {106}	228.802 {447}
Units	ppm	ppm	ppm	ppm	ppm	ppm	ppm	ppm	ppm
Avg	**-.00027**	**.02152**	**-.00394**	**.09192**	**.00935**	**.00034**	**-.00599**	**485.94**	**.00168**
Stddev	.00035	.00084	.00427	.00064	.00047	.00006	.00484	1.77	.00003
%RSD	128.87	3.8966	108.32	.69655	4.9859	16.892	80.680	.36502	1.8822
#1	-.00052	.02212	-.00696	.09237	.00902	.00030	-.00257	487.19	.00170
#2	-.00002	.02093	-.00092	.09146	.00968	.00038	-.00941	484.68	.00166
Check ?	Chk Pass	Chk Pass	Chk Pass	Chk Pass	Chk Pass	Chk Pass	Chk Pass	Chk Pass	Chk Pass
High Limit									
Low Limit									

Elem	Co2286	Cr2055	Cu3247	Fe2599	K_7664	Li6707	Mg2790	Mn2576	Mo2020
Line	228.616 {447}	205.560 {464}	324.754 {104}	259.940 {130}	766.490 { 44}	670.784 { 50}	279.079 {121}2	257.610 {131}	202.030 {467}
Units	ppm	ppm	ppm	ppm	ppm	ppm	ppm	ppm	ppm
Avg	**-.00007**	**.00028**	**.00118**	**.37152**	**9.0819**	**.05098**	**325.12**	**.10133**	**.00050**
Stddev	.00007	.00033	.00056	.00594	.0107	.00081	6.28	.00030	.00074
%RSD	102.42	116.53	47.827	1.5981	.11723	1.5871	1.9323	.29953	147.84
#1	-.00013	.00051	.00078	.37572	9.0895	.05040	320.68	.10112	-.00002
#2	-.00002	.00005	.00158	.36733	9.0744	.05155	329.56	.10155	.00102
Check ?	Chk Pass	Chk Pass	Chk Pass	Chk Pass	Chk Pass	Chk Pass	Chk Pass	Chk Pass	Chk Pass
High Limit									
Low Limit									

Elem	Na8183	Ni2316	P_1782	Pb2203	S_1820	Sb2068	Se1960	Si2881	SiO2
Line	818.326 { 41}	231.604 {446}	178.284 {489}	220.353 {453}	182.034 {485}	206.833 {463}	196.090 {472}	288.158 {117}	288.158 {117}2
Units	ppm	ppm	ppm	ppm	ppm	ppm	ppm	ppm	ppm
Avg	**262.74**	**.00402**	**.01286**	**.00110**	F **834.39**	**.00354**	**.00323**	**4.6692**	**9.9921**
Stddev	1.24	.00039	.00647	.00278	14.19	.00674	.00014	.0210	.0450
%RSD	.47173	9.7811	50.327	253.25	1.7012	190.23	4.4146	.45034	.45034
#1	261.86	.00430	.00828	-.00087	844.43	-.00122	.00333	4.6543	9.9603
#2	263.62	.00375	.01743	.00306	824.36	.00831	.00313	4.6841	10.024
Check ?	Chk Pass	Chk Pass	Chk Pass	Chk Pass	Chk Fail	Chk Pass	Chk Pass	Chk Pass	Chk Pass
High Limit					200.00				
Low Limit					-.20000				

Elem	Sn1899	Sr4077	Th2837	Ti3349	Tl1908	U_3701	V_2924	Zn2062	Zr3391
Line	189.989 {477}	407.771 { 83}	283.730 {119}	334.904 {101}	190.856 {477}	370.152 { 91}	292.402 {115}	206.200 {163}	339.198 { 99}
Units	ppm	ppm	ppm	ppm	ppm	ppm	ppm	ppm	ppm
Avg	**-.00082**	**2.6562**	**-.00200**	**.00062**	**-.00907**	**-.02470**	**-.00117**	**.00127**	**.00131**
Stddev	.00132	.0162	.00063	.00067	.00436	.06537	.00026	.00017	.00214
%RSD	161.95	.60987	31.491	108.27	48.078	264.63	22.430	13.524	163.48
#1	-.00175	2.6677	-.00155	.00109	-.01215	.02152	-.00136	.00139	.00282
#2	.00012	2.6447	-.00244	.00015	-.00599	-.07093	-.00099	.00115	-.00020
Check ?	Chk Pass	Chk Pass	Chk Pass	Chk Pass	Chk Pass	Chk Pass	Chk Pass	Chk Pass	Chk Pass
High Limit									
Low Limit									

Int. Std.	Y_2243	Y_3600	Y_3774
Line	224.306 {450}	360.073 { 94}	377.433 { 89}
Units	Cts/S	Cts/S	Cts/S
Avg	**2470.6**	**38296.**	**2169.9**
Stddev	57.9	17.	12.0
%RSD	2.3416	.04479	.55515
#1	2429.7	38309.	2161.3
#2	2511.5	38284.	2178.4

Sample Name: 280-82821-G-6-A Acquired: 5/19/2016 0:38:34 Type: Unk
Method: 6500_025(v6) Mode: CONC Corr. Factor: 1.000000
User: CRHOADES Prep Date: Custom ID2: Custom ID3:
Comment: 325556 6010B (Cu Fe Na)

Elem	Ag3280	Al1670	As1890	B_2089	Ba4554	Be3130	Bi2230	Ca3179	Cd2288
Line	328.068 {103}	167.079 {502}	189.042 {478}	208.959 {461}	455.403 { 74}	313.042 {108}	223.061 {451}	317.933 {106}	228.802 {447}
Units	ppm	ppm	ppm	ppm	ppm	ppm	ppm	ppm	ppm
Avg	**-.00097**	**.02113**	**-.00525**	**.09346**	**.00925**	**.00017**	**-.00403**	**493.65**	**.00160**
Stddev	.00046	.00081	.00010	.00095	.00051	.00024	.00067	5.42	.00005
%RSD	47.383	3.8517	1.8191	1.0198	5.4693	140.77	16.748	1.0973	3.4474
#1	-.00129	.02055	-.00518	.09279	.00961	.00000	-.00355	497.48	.00163
#2	-.00064	.02171	-.00532	.09413	.00890	.00034	-.00451	489.82	.00156
Check ?	Chk Pass	Chk Pass	Chk Pass	Chk Pass	Chk Pass	Chk Pass	Chk Pass	Chk Pass	Chk Pass
High Limit									
Low Limit									

Elem	Co2286	Cr2055	Cu3247	Fe2599	K_7664	Li6707	Mg2790	Mn2576	Mo2020
Line	228.616 {447}	205.560 {464}	324.754 {104}	259.940 {130}	766.490 { 44}	670.784 { 50}	279.079 {121}2	257.610 {131}	202.030 {467}
Units	ppm	ppm	ppm	ppm	ppm	ppm	ppm	ppm	ppm
Avg	**-.00018**	**.00010**	**.00131**	**.36797**	**9.0540**	**.04835**	**329.16**	**.09940**	**-.00014**
Stddev	.00023	.00036	.00122	.00043	.0307	.00139	2.39	.00017	.00017
%RSD	133.12	370.36	93.266	.11740	.33850	2.8835	.72750	.17078	120.66
#1	-.00034	-.00016	.00045	.36766	9.0323	.04736	327.46	.09952	-.00026
#2	-.00001	.00036	.00217	.36827	9.0757	.04933	330.85	.09928	-.00002
Check ?	Chk Pass	Chk Pass	Chk Pass	Chk Pass	Chk Pass	Chk Pass	Chk Pass	Chk Pass	Chk Pass
High Limit									
Low Limit									

Elem	Na8183	Ni2316	P_1782	Pb2203	S_1820	Sb2068	Se1960	Si2881	SiO2
Line	818.326 { 41}	231.604 {446}	178.284 {489}	220.353 {453}	182.034 {485}	206.833 {463}	196.090 {472}	288.158 {117}	288.158 {117}2
Units	ppm	ppm	ppm	ppm	ppm	ppm	ppm	ppm	ppm
Avg	**266.39**	**.00373**	**.01051**	**.00061**	F **860.63**	**-.00299**	**.00427**	**4.7592**	**10.185**
Stddev	.08	.00041	.00055	.00084	.06	.00367	.00415	.0372	.079
%RSD	.02953	10.955	5.2657	137.87	.00702	122.61	97.064	.78050	.78050
#1	266.45	.00402	.01090	.00120	860.67	-.00558	.00721	4.7855	10.241
#2	266.33	.00344	.01012	.00002	860.59	-.00040	.00134	4.7329	10.128
Check ?	Chk Pass	Chk Pass	Chk Pass	Chk Pass	Chk Fail	Chk Pass	Chk Pass	Chk Pass	Chk Pass
High Limit					200.00				
Low Limit					-.20000				

Elem	Sn1899	Sr4077	Th2837	Ti3349	Tl1908	U_3701	V_2924	Zn2062	Zr3391
Line	189.989 {477}	407.771 { 83}	283.730 {119}	334.904 {101}	190.856 {477}	370.152 { 91}	292.402 {115}	206.200 {163}	339.198 { 99}
Units	ppm	ppm	ppm	ppm	ppm	ppm	ppm	ppm	ppm
Avg	**-.00185**	**2.7084**	**-.00246**	**.00059**	**-.00485**	**-.03043**	**-.00062**	**.00088**	**-.00244**
Stddev	.00011	.0294	.00144	.00048	.00533	.03679	.00059	.00011	.00333
%RSD	5.9458	1.0840	58.475	81.020	110.02	120.88	94.310	12.215	136.47
#1	-.00177	2.7291	-.00144	.00025	-.00862	-.05644	-.00104	.00096	-.00009
#2	-.00193	2.6876	-.00348	.00092	-.00108	-.00442	-.00021	.00080	-.00480
Check ?	Chk Pass	Chk Pass	Chk Pass	Chk Pass	Chk Pass	Chk Pass	Chk Pass	Chk Pass	Chk Pass
High Limit									
Low Limit									

Int. Std.	Y_2243	Y_3600	Y_3774
Line	224.306 {450}	360.073 { 94}	377.433 { 89}
Units	Cts/S	Cts/S	Cts/S
Avg	**2437.3**	**38315.**	**2169.9**
Stddev	2.1	122.	44.1
%RSD	.08590	.31857	2.0307
#1	2435.8	38229.	2138.7
#2	2438.8	38401.	2201.0

Sample Name: CCVH-3894253 Acquired: 5/19/2016 0:41:19 Type: QC
Method: 6500_025(v6) Mode: CONC Corr. Factor: 1.000000
User: CRHOADES Prep Date: Custom ID2: Custom ID3:
Comment:

Elem	Ag3280	Al3092	As1890	B_2089	Ba4554	Be3130	Bi2230	Ca3179	Cd2288	Co2286	Cr2055
Units	ppm	ppm	ppm	ppm	ppm	ppm	ppm	ppm	ppm	ppm	ppm
Avg	**-.00063**	**50.172**	**-.00792**	**.00078**	**-.00081**	**.00032**	W **1.0884**	**.05090**	**-.00042**	**-.00102**	**.00060**
Stddev	.00057	.607	.00550	.00010	.00058	.00017	.0125	.01578	.00021	.00015	.00050
%RSD	90.379	1.2096	69.450	12.358	72.371	52.804	1.1499	31.001	50.999	14.326	83.466
#1	-.00104	49.742	-.00403	.00071	-.00122	.00043	1.0972	.06205	-.00057	-.00112	.00025
#2	-.00023	50.601	-.01181	.00085	-.00039	.00020	1.0795	.03974	-.00027	-.00092	.00096
Check ?	None	Chk Pass	None	None	None	None	Chk Warn	None	None	None	None
Value							1.0000				
Range							5.0000%				

Elem	Cu3247	Fe2714	K_7664	Li6707	Mg2790	Mn2576	Mo2020	Na8183	Ni2316	P_1782	Pb2203
Units	ppm	ppm	ppm	ppm	ppm	ppm	ppm	ppm	ppm	ppm	ppm
Avg	**.00028**	**47.785**	**.21294**	**.00223**	**.04019**	**.00005**	**-.00193**	**251.54**	**.00180**	**.00379**	**-.00200**
Stddev	.00019	.350	.02290	.00112	.00266	.00003	.00034	3.51	.00066	.00184	.00035
%RSD	66.433	.73316	10.756	50.182	6.6091	59.164	17.482	1.3960	36.829	48.610	17.330
#1	.00042	47.538	.22914	.00144	.04207	.00007	-.00217	249.05	.00133	.00249	-.00176
#2	.00015	48.033	.19674	.00302	.03831	.00003	-.00169	254.02	.00226	.00510	-.00225
Check ?	None	Chk Pass	None	None	None	None	None	Chk Pass	None	None	None
Value											
Range											

Elem	S_1820	Sb2068	Se1960	Si2881	SiO2	Sn1899	Sr4077	Th2837	Ti3349	Tl1908	U_3701
Units	ppm	ppm	ppm	ppm	ppm	ppm	ppm	ppm	ppm	ppm	ppm
Avg	F **5.8613**	**-.00751**	**.00808**	**-.01467**	**-.03140**	**-.00032**	**.00069**	W **4.6432**	**.00580**	**-.00741**	W **10.501**
Stddev	.2255	.00377	.00195	.00700	.01497	.00020	.00013	.0085	.00098	.00360	.297
%RSD	3.8480	50.157	24.173	47.679	47.679	62.606	18.303	.18302	16.862	48.614	2.8245
#1	6.0208	-.01018	.00670	-.01962	-.04199	-.00018	.00060	4.6372	.00650	-.00995	10.711
#2	5.7018	-.00485	.00946	-.00973	-.02082	-.00046	.00078	4.6493	.00511	-.00486	10.291
Check ?	Chk Fail	None	None	None	None	None	None	Chk Warn	None	None	Chk Warn
Value	5.0000							5.0000			10.000
Range	10.490%							-5.0000%			5.0000%

Elem	V_2924	Zn2062	Zr3391
Units	ppm	ppm	ppm
Avg	**.00978**	**.00479**	**.05933**
Stddev	.00029	.00056	.00216
%RSD	2.9959	11.715	3.6486
#1	.00999	.00519	.06086
#2	.00957	.00439	.05780
Check ?	None	None	None
Value			
Range			

Int. Std.	Y_2243	Y_3600	Y_3774
Units	Cts/S	Cts/S	Cts/S
Avg	**2602.7**	**40944.**	**2304.8**
Stddev	29.6	119.	21.0
%RSD	1.1369	.29076	.90907
#1	2623.7	40860.	2319.6
#2	2581.8	41029.	2289.9

Sample Name: CCV-3894251 Acquired: 5/19/2016 0:43:55 Type: QC
Method: 6500_025(v6) Mode: CONC Corr. Factor: 1.000000
User: CRHOADES Prep Date: Custom ID2: Custom ID3:
Comment:

Elem	Ag3280	Al1670	As1890	B_2089	Ba4554	Be3130	Bi2230	Ca3179	Cd2288	Co2286	Cr2055	Cu3247	Fe2599
Units	ppm	ppm	ppm	ppm	ppm	ppm	ppm	ppm	ppm	ppm	ppm	ppm	ppm
Avg	**.48894**	**.54696**	**1.0390**	**.49044**	**.49598**	**.45588**	**-.00184**	**4.8546**	**.49317**	**.49651**	**.50169**	**.51113**	**2.3353**
Stddev	.00129	.00248	.0081	.00479	.02096	.01488	.00464	.1663	.00183	.00774	.00879	.00042	.0692
%RSD	.26396	.45295	.77922	.97576	4.2265	3.2639	252.49	3.4250	.37019	1.5596	1.7522	.08209	2.9629
#1	.48802	.54871	1.0447	.49383	.51080	.46640	.00144	4.9722	.49188	.50199	.50790	.51143	2.3842
#2	.48985	.54520	1.0333	.48706	.48116	.44536	-.00512	4.7371	.49446	.49104	.49547	.51084	2.2863
Check ?	Chk Pass	Chk Pass	Chk Pass	Chk Pass	Chk Pass	Chk Pass	None	Chk Pass	Chk Pass	Chk Pass	Chk Pass	Chk Pass	Chk Pass
Value													
Range													

Elem	K_7664	Li6707	Mg2790	Mn2576	Mo2020	Na5895	Ni2316	P_1782	Pb2203	S_1820	Sb2068	Se1960	Si2881
Units	ppm	ppm	ppm	ppm	ppm	ppm	ppm	ppm	ppm	ppm	ppm	ppm	ppm
Avg	**47.936**	**.97354**	**18.797**	**.46274**	**.50802**	**5.0821**	**.48790**	**.97168**	**1.0059**	**.28320**	**1.0007**	**1.0426**	**4.7685**
Stddev	1.793	.01160	.044	.00032	.00849	.0893	.00832	.01504	.0183	.01628	.0121	.0144	.0121
%RSD	3.7402	1.1917	.23253	.06937	1.6717	1.7581	1.7048	1.5480	1.8199	5.7489	1.2068	1.3824	.25468
#1	49.204	.98175	18.766	.46251	.51402	5.1452	.49378	.98231	1.0188	.29471	1.0092	1.0527	4.7771
#2	46.668	.96534	18.828	.46297	.50201	5.0189	.48202	.96104	.99291	.27169	.99214	1.0324	4.7599
Check ?	Chk Pass	Chk Pass	Chk Pass	Chk Pass	Chk Pass	Chk Pass	Chk Pass	Chk Pass	Chk Pass	None	Chk Pass	Chk Pass	Chk Pass
Value													
Range													

Elem	SiO2	Sn1899	Sr4077	Th2837	Ti3349	Tl1908	U_3701	V_2924	Zn2062	Zr3391
Units	ppm	ppm	ppm	ppm	ppm	ppm	ppm	ppm	ppm	ppm
Avg	**10.205**	**1.0144**	**.46982**	**.00055**	**.46034**	**1.0520**	**-.04895**	**.47964**	**.45691**	**.50594**
Stddev	.026	.0153	.01739	.00195	.00022	.0262	.00781	.00159	.00323	.00117
%RSD	.25468	1.5123	3.7004	358.43	.04841	2.4950	15.958	.33248	.70600	.23099
#1	10.223	1.0253	.48211	-.00084	.46018	1.0705	-.04343	.47851	.45919	.50512
#2	10.186	1.0036	.45753	.00193	.46050	1.0334	-.05448	.48076	.45463	.50677
Check ?	Chk Pass	Chk Pass	Chk Pass	None	Chk Pass	Chk Pass	None	Chk Pass	Chk Pass	Chk Pass
Value										
Range										

Int. Std.	Y_2243	Y_3600	Y_3774
Units	Cts/S	Cts/S	Cts/S
Avg	**2597.1**	**40829.**	**2192.3**
Stddev	17.8	288.	114.6
%RSD	.68362	.70641	5.2283
#1	2584.6	41033.	2111.3
#2	2609.7	40625.	2273.4

Sample Name: CCB Acquired: 5/19/2016 0:46:27 Type: QC
Method: 6500_025(v6) Mode: CONC Corr. Factor: 1.000000
User: CRHOADES Prep Date: Custom ID2: Custom ID3:
Comment:

Elem	Ag3280	Al1670	As1890	B_2089	Ba4554	Be3130	Bi2230	Ca3179	Cd2288	Co2286	Cr2055
Units	ppm	ppm	ppm	ppm	ppm	ppm	ppm	ppm	ppm	ppm	ppm
Avg	**-.00019**	**.00041**	**.00179**	**.00048**	**-.00079**	**.00015**	**-.00217**	**-.01190**	**-.00002**	**.00013**	**.00006**
Stddev	.00084	.00089	.00308	.00011	.00056	.00002	.00118	.00084	.00010	.00045	.00020
%RSD	438.01	219.65	171.93	22.609	71.269	13.480	54.223	7.0885	410.63	343.42	333.97
#1	.00040	-.00023	-.00039	.00040	-.00119	.00016	-.00300	-.01250	-.00010	-.00019	-.00008
#2	-.00079	.00104	.00397	.00055	-.00039	.00013	-.00134	-.01131	.00005	.00045	.00021
Check ?	Chk Pass	Chk Pass	Chk Pass	Chk Pass	Chk Pass	Chk Pass	Chk Pass	Chk Pass	Chk Pass	Chk Pass	Chk Pass
High Limit											
Low Limit											

Elem	Cu3247	Fe2599	K_7664	Li6707	Mg2790	Mn2576	Mo2020	Na5895	Ni2316	P_1782	Pb2203
Units	ppm	ppm	ppm	ppm	ppm	ppm	ppm	ppm	ppm	ppm	ppm
Avg	**.00011**	**-.00738**	**.19584**	**-.00194**	W **.06993**	**.00034**	**.00149**	**.22241**	**-.00063**	**.00079**	**-.00033**
Stddev	.00086	.00012	.08517	.00257	.07814	.00044	.00056	.02619	.00007	.00249	.00025
%RSD	809.64	1.5756	43.488	132.34	111.73	130.02	37.748	11.773	11.778	316.24	76.477
#1	.00072	-.00746	.25606	-.00012	.12519	.00065	.00110	.24093	-.00058	-.00097	-.00015
#2	-.00050	-.00729	.13562	-.00376	.01468	.00003	.00189	.20389	-.00068	.00255	-.00050
Check ?	Chk Pass	Chk Pass	Chk Pass	Chk Pass	Chk Warn	Chk Pass	Chk Pass	Chk Pass	Chk Pass	Chk Pass	Chk Pass
High Limit					.04000						
Low Limit					-.04000						

Elem	S_1820	Sb2068	Se1960	Si2881	SiO2	Sn1899	Sr4077	Th2837	Ti3349	Tl1908	U_3701
Units	ppm	ppm	ppm	ppm	ppm	ppm	ppm	ppm	ppm	ppm	ppm
Avg	F **.23186**	W **.00655**	**.00555**	**.04209**	**.09008**	**-.00054**	**.00026**	**.00334**	**.00025**	**-.00121**	**-.03740**
Stddev	.00932	.00440	.00127	.01294	.02769	.00032	.00013	.00217	.00013	.00185	.02491
%RSD	4.0188	67.199	22.926	30.734	30.734	58.158	50.673	65.019	52.302	152.46	66.593
#1	.22527	.00966	.00465	.03294	.07050	-.00077	.00036	.00487	.00035	.00009	-.01979
#2	.23845	.00344	.00645	.05124	.10965	-.00032	.00017	.00180	.00016	-.00252	-.05501
Check ?	Chk Fail	Chk Warn	Chk Pass	Chk Pass	Chk Pass	Chk Pass	Chk Pass	Chk Pass	Chk Pass	Chk Pass	Chk Pass
High Limit	.10000	.00100									
Low Limit	-.20000	-.00100									

Elem	V_2924	Zn2062	Zr3391
Units	ppm	ppm	ppm
Avg	**.00081**	**-.00067**	**.00019**
Stddev	.00103	.00045	.00041
%RSD	128.02	67.023	209.92
#1	.00153	-.00035	.00048
#2	.00008	-.00099	-.00009
Check ?	Chk Pass	Chk Pass	Chk Pass
High Limit			
Low Limit			

Int. Std.	Y_2243	Y_3600	Y_3774
Units	Cts/S	Cts/S	Cts/S
Avg	**2631.1**	**41311.**	**2214.2**
Stddev	41.0	62.	87.5
%RSD	1.5582	.15015	3.9511
#1	2602.1	41355.	2152.3
#2	2660.1	41268.	2276.0

Sample Name: CCVL-3897520 Acquired: 5/19/2016 0:48:50 Type: QC
Method: 6500_025(v6) Mode: CONC Corr. Factor: 1.000000
User: CRHOADES Prep Date: Custom ID2: Custom ID3:
Comment:

Elem	Ag3280	Al1670	As1890	B_2089	Ba4554	Be3130	Bi2230	Ca3179	Cd2288	Co2286	Cr2055	Cu3247
Units	ppm	ppm	ppm	ppm	ppm	ppm	ppm	ppm	ppm	ppm	ppm	ppm
Avg	**.00975**	**.11317**	**.01577**	**.09711**	**.00971**	**.00128**	**.11538**	**.21546**	**.00461**	**.01004**	**.01032**	**.01609**
Stddev	.00058	.00044	.00471	.00165	.00032	.00030	.00119	.01056	.00008	.00007	.00026	.00023
%RSD	5.9587	.38583	29.855	1.7028	3.3385	23.235	1.0309	4.9033	1.8317	.70801	2.5011	1.4005
#1	.00934	.11347	.01244	.09595	.00949	.00149	.11622	.22293	.00455	.01009	.01050	.01625
#2	.01016	.11286	.01910	.09828	.00994	.00107	.11454	.20799	.00466	.00999	.01013	.01593
Check ?	Chk Pass	Chk Pass	Chk Pass	Chk Pass	Chk Pass	Chk Pass	Chk Pass	Chk Pass	Chk Pass	Chk Pass	Chk Pass	Chk Pass
Value												
Range												

Elem	Fe2599	K_7664	Li6707	Mg2790	Mn2576	Mo2020	Na5895	Ni2316	P_1782	Pb2203	S_1820	Sb2068
Units	ppm	ppm	ppm	ppm	ppm	ppm	ppm	ppm	ppm	ppm	ppm	ppm
Avg	**.10603**	**3.1612**	**.00960**	**.24444**	**.01000**	**.02036**	**1.2724**	**.03971**	**2.8241**	**.00877**	**.19161**	**.02395**
Stddev	.00019	.0520	.00139	.03133	.00013	.00039	.0117	.00037	.0032	.00039	.00285	.00223
%RSD	.18244	1.6453	14.514	12.818	1.3295	1.9271	.91729	.92379	.11390	4.4308	1.4893	9.2938
#1	.10589	3.1979	.01059	.26660	.01010	.02009	1.2806	.03945	2.8218	.00905	.19363	.02552
#2	.10616	3.1244	.00862	.22229	.00991	.02064	1.2641	.03996	2.8264	.00850	.18959	.02237
Check ?	Chk Pass	Chk Pass	Chk Pass	Chk Pass	Chk Pass	Chk Pass	Chk Pass	Chk Pass	Chk Pass	Chk Pass	None	Chk Pass
Value												
Range												

Elem	Se1960	Si2881	SiO2	Sn1899	Sr4077	Th2837	Ti3349	Tl1908	U_3701	V_2924	Zn2062	Zr3391
Units	ppm	ppm	ppm	ppm	ppm	ppm	ppm	ppm	ppm	ppm	ppm	ppm
Avg	**.01780**	**.49084**	**1.0504**	**.10095**	**.01037**	**.01409**	**.00883**	**.01392**	F **.03989**	**.01085**	**.01922**	**.01923**
Stddev	.00436	.02129	.0456	.00069	.00001	.00178	.00003	.00097	.08987	.00023	.00008	.00525
%RSD	24.476	4.3365	4.3365	.68428	.05310	12.644	.31499	6.9391	225.32	2.1212	.40532	27.299
#1	.01472	.50589	1.0826	.10047	.01037	.01534	.00881	.01460	.10344	.01102	.01927	.01552
#2	.02088	.47579	1.0182	.10144	.01037	.01283	.00885	.01324	-.02366	.01069	.01916	.02294
Check ?	Chk Pass	Chk Pass	Chk Pass	Chk Pass	Chk Pass	Chk Pass	Chk Pass	Chk Pass	Chk Fail	Chk Pass	Chk Pass	Chk Pass
Value									.06000			
Range									-30.000%			

Int. Std.	Y_2243	Y_3600	Y_3774
Units	Cts/S	Cts/S	Cts/S
Avg	**2630.0**	**40991.**	**2177.3**
Stddev	32.3	407.	71.2
%RSD	1.2279	.99396	3.2693
#1	2607.1	41279.	2227.7
#2	2652.8	40703.	2127.0

Sample Name: 280-82821-M-7-A Acquired: 5/19/2016 0:51:30 Type: Unk
Method: 6500_025(v6) Mode: CONC Corr. Factor: 1.000000
User: CRHOADES Prep Date: Custom ID2: Custom ID3:
Comment: 325556 6010B (Cu Fe Na)

Elem	Ag3280	Al1670	As1890	B_2089	Ba4554	Be3130	Bi2230	Ca3179	Cd2288
Line	328.068 {103}	167.079 {502}	189.042 {478}	208.959 {461}	455.403 { 74}	313.042 {108}	223.061 {451}	317.933 {106}	228.802 {447}
Units	ppm	ppm	ppm	ppm	ppm	ppm	ppm	ppm	ppm
Avg	**-.00137**	**.17920**	W **-.01191**	**.10897**	**.00751**	**.00049**	**-.00299**	**407.51**	**.00202**
Stddev	.00108	.00187	.01213	.00021	.00024	.00010	.00178	1.06	.00040
%RSD	78.671	1.0451	101.87	.19291	3.2166	19.679	59.505	.26072	19.584
#1	-.00214	.17788	-.00333	.10882	.00768	.00056	-.00425	408.26	.00230
#2	-.00061	.18053	-.02048	.10912	.00734	.00042	-.00173	406.76	.00174
Check ?	Chk Pass	Chk Pass	Chk Warn	Chk Pass	Chk Pass	Chk Pass	Chk Pass	Chk Pass	Chk Pass
High Limit			10.000						
Low Limit			-.01000						

Elem	Co2286	Cr2055	Cu3247	Fe2599	K_7664	Li6707	Mg2790	Mn2576	Mo2020
Line	228.616 {447}	205.560 {464}	324.754 {104}	259.940 {130}	766.490 { 44}	670.784 { 50}	279.079 {121}2	257.610 {131}	202.030 {467}
Units	ppm	ppm	ppm	ppm	ppm	ppm	ppm	ppm	ppm
Avg	**-.00142**	**.00103**	**.00256**	**.24803**	**16.887**	**.07086**	W **519.23**	**.00443**	**.00048**
Stddev	.00001	.00011	.00100	.00418	.243	.00302	.82	.00008	.00042
%RSD	.86937	10.420	38.969	1.6835	1.4406	4.2574	.15713	1.8492	86.178
#1	-.00141	.00096	.00186	.25098	16.715	.06872	518.65	.00449	.00019
#2	-.00143	.00111	.00327	.24507	17.059	.07299	519.80	.00438	.00078
Check ?	Chk Pass	Chk Pass	Chk Pass	Chk Pass	Chk Pass	Chk Pass	Chk Warn	Chk Pass	Chk Pass
High Limit							500.00		
Low Limit							-.10000		

Elem	Na8183	Ni2316	P_1782	Pb2203	S_1820	Sb2068	Se1960	Si2881	SiO2
Line	818.326 { 41}	231.604 {446}	178.284 {489}	220.353 {453}	182.034 {485}	206.833 {463}	196.090 {472}	288.158 {117}	288.158 {117}2
Units	ppm	ppm	ppm	ppm	ppm	ppm	ppm	ppm	ppm
Avg	W **1755.4**	**.00391**	**.02216**	**.00316**	F **1932.9**	**.00012**	**.17905**	**3.5113**	**7.5141**
Stddev	2.2	.00020	.00343	.00025	24.8	.00283	.00111	.0054	.0115
%RSD	.12443	5.0002	15.475	7.9566	1.2809	2431.1	.62164	.15280	.15280
#1	1757.0	.00377	.02459	.00298	1915.4	-.00188	.17826	3.5151	7.5223
#2	1753.9	.00405	.01974	.00334	1950.4	.00211	.17984	3.5075	7.5060
Check ?	Chk Warn	Chk Pass	Chk Pass	Chk Pass	Chk Fail	Chk Pass	Chk Pass	Chk Pass	Chk Pass
High Limit	500.00				200.00				
Low Limit	11.000				-.20000				

Elem	Sn1899	Sr4077	Th2837	Ti3349	Tl1908	U_3701	V_2924	Zn2062	Zr3391
Line	189.989 {477}	407.771 { 83}	283.730 {119}	334.904 {101}	190.856 {477}	370.152 { 91}	292.402 {115}	206.200 {163}	339.198 { 99}
Units	ppm	ppm	ppm	ppm	ppm	ppm	ppm	ppm	ppm
Avg	**-.00179**	W **11.374**	**.00045**	**.00717**	**-.00603**	**-.00905**	**-.00147**	**.00214**	**-.00125**
Stddev	.00037	.107	.00072	.00104	.00373	.03896	.00093	.00089	.00119
%RSD	20.707	.94491	160.32	14.577	61.777	430.69	63.098	41.415	94.833
#1	-.00205	11.450	.00095	.00791	-.00867	-.03660	-.00213	.00151	-.00041
#2	-.00153	11.298	-.00006	.00643	-.00340	.01850	-.00082	.00277	-.00209
Check ?	Chk Pass	Chk Warn	Chk Pass	Chk Pass	Chk Pass	Chk Pass	Chk Pass	Chk Pass	Chk Pass
High Limit		5.0000							
Low Limit		-.01000							

Int. Std.	Y_2243	Y_3600	Y_3774
Line	224.306 {450}	360.073 { 94}	377.433 { 89}
Units	Cts/S	Cts/S	Cts/S
Avg	**2329.9**	**35266.**	**2006.5**
Stddev	32.5	749.	.1
%RSD	1.3935	2.1228	.00719
#1	2352.9	34736.	2006.4
#2	2307.0	35795.	2006.6

Sample Name: 280-82821-M-7-A SD@5 Acquired: 5/19/2016 0:54:45 Type: Unk
Method: 6500_025(v6) Mode: CONC Corr. Factor: 1.000000
User: CRHOADES Prep Date: Custom ID2: Custom ID3:
Comment: 325556 6010B (Cu Fe Na)

Elem	Ag3280	Al1670	As1890	B_2089	Ba4554	Be3130	Bi2230	Ca3179	Cd2288
Line	328.068 {103}	167.079 {502}	189.042 {478}	208.959 {461}	455.403 { 74}	313.042 {108}	223.061 {451}	317.933 {106}	228.802 {447}
Units	ppm	ppm	ppm	ppm	ppm	ppm	ppm	ppm	ppm
Avg	**.00003**	**.03813**	**-.00231**	**.02178**	**.00071**	**.00045**	**.00401**	**80.958**	**.00096**
Stddev	.00017	.00125	.00061	.00001	.00062	.00005	.00253	1.716	.00027
%RSD	500.22	3.2775	26.323	.03912	87.787	11.009	63.110	2.1199	28.089
#1	-.00009	.03901	-.00188	.02177	.00027	.00048	.00580	79.745	.00115
#2	.00016	.03724	-.00274	.02178	.00115	.00041	.00222	82.172	.00077
Check ?	Chk Pass	Chk Pass	Chk Pass	Chk Pass	Chk Pass	Chk Pass	Chk Pass	Chk Pass	Chk Pass
High Limit									
Low Limit									

Elem	Co2286	Cr2055	Cu3247	Fe2599	K_7664	Li6707	Mg2790	Mn2576	Mo2020
Line	228.616 {447}	205.560 {464}	324.754 {104}	259.940 {130}	766.490 { 44}	670.784 { 50}	279.079 {121}2	257.610 {131}	202.030 {467}
Units	ppm	ppm	ppm	ppm	ppm	ppm	ppm	ppm	ppm
Avg	**-.00004**	**-.00031**	**.00069**	**.06219**	**3.4749**	**.01413**	**102.85**	**.00089**	**-.00044**
Stddev	.00061	.00016	.00035	.00503	.1172	.00000	.09	.00003	.00062
%RSD	1577.0	52.357	51.818	8.0810	3.3718	.00042	.08974	3.5038	138.87
#1	.00040	-.00019	.00094	.05863	3.3920	.01413	102.78	.00087	-.00088
#2	-.00047	-.00042	.00043	.06574	3.5577	.01413	102.91	.00091	-.00001
Check ?	Chk Pass	Chk Pass	Chk Pass	Chk Pass	Chk Pass	Chk Pass	Chk Pass	Chk Pass	Chk Pass
High Limit									
Low Limit									

Elem	Na8183	Ni2316	P_1782	Pb2203	S_1820	Sb2068	Se1960	Si2881	SiO2
Line	818.326 { 41}	231.604 {446}	178.284 {489}	220.353 {453}	182.034 {485}	206.833 {463}	196.090 {472}	288.158 {117}	288.158 {117}2
Units	ppm	ppm	ppm	ppm	ppm	ppm	ppm	ppm	ppm
Avg	**342.94**	**-.00005**	**.00527**	**.00113**	F **410.17**	**.00050**	**.03293**	**.71840**	**1.5374**
Stddev	8.49	.00018	.00053	.00109	8.72	.00024	.00014	.00373	.0080
%RSD	2.4753	337.29	10.050	96.527	2.1250	48.176	.41972	.51973	.51973
#1	336.94	.00008	.00564	.00190	416.33	.00033	.03283	.71576	1.5317
#2	348.95	-.00018	.00489	.00036	404.00	.00066	.03303	.72104	1.5430
Check ?	Chk Pass	Chk Pass	Chk Pass	Chk Pass	Chk Fail	Chk Pass	Chk Pass	Chk Pass	Chk Pass
High Limit					200.00				
Low Limit					-.20000				

Elem	Sn1899	Sr4077	Th2837	Ti3349	Tl1908	U_3701	V_2924	Zn2062	Zr3391
Line	189.989 {477}	407.771 { 83}	283.730 {119}	334.904 {101}	190.856 {477}	370.152 { 91}	292.402 {115}	206.200 {163}	339.198 { 99}
Units	ppm	ppm	ppm	ppm	ppm	ppm	ppm	ppm	ppm
Avg	**-.00123**	**2.2303**	**-.00213**	**.00111**	**-.00463**	W **-.05591**	**-.00058**	**.00147**	**.00126**
Stddev	.00173	.0549	.00100	.00054	.00044	.00201	.00113	.00008	.00240
%RSD	140.84	2.4623	47.173	48.963	9.5004	3.5967	193.94	5.7075	190.71
#1	-.00001	2.1915	-.00284	.00072	-.00432	-.05733	-.00138	.00153	-.00044
#2	-.00245	2.2692	-.00142	.00149	-.00494	-.05449	.00022	.00141	.00296
Check ?	Chk Pass	Chk Pass	Chk Pass	Chk Pass	Chk Pass	Chk Warn	Chk Pass	Chk Pass	Chk Pass
High Limit						45.000			
Low Limit						-.05000			

Int. Std.	Y_2243	Y_3600	Y_3774
Line	224.306 {450}	360.073 { 94}	377.433 { 89}
Units	Cts/S	Cts/S	Cts/S
Avg	**2523.6**	**38687.**	**2201.1**
Stddev	81.4	19.	42.1
%RSD	3.2260	.04855	1.9131
#1	2466.0	38700.	2230.9
#2	2581.2	38674.	2171.4

Sample Name: 280-82821-M-7-B MS Acquired: 5/19/2016 0:57:25 Type: Unk
Method: 6500_025(v6) Mode: CONC Corr. Factor: 1.000000
User: CRHOADES Prep Date: Custom ID2: Custom ID3:
Comment: 325556 6010B (Cu Fe Na)

Elem	Ag3280	Al1670	Al3092	As1890	B_2089	Ba4554	Be3130	Bi2230	Ca3179
Line	328.068 {103}	167.079 {502}	309.271 {109}	189.042 {478}	208.959 {461}	455.403 { 74}	313.042 {108}	223.061 {451}	317.933 {106}
Units	ppm	ppm	ppm	ppm	ppm	ppm	ppm	ppm	ppm
Avg	**.05388**	**2.2543**	**3.5750**	**1.0902**	**1.0224**	**2.0049**	**.04601**	F **2.1273**	**444.23**
Stddev	.00056	.0910	.0296	.0478	.0319	.0087	.00015	.0814	1.43
%RSD	1.0475	4.0345	.82654	4.3876	3.1149	.43489	.31946	3.8261	.32204
#1	.05348	2.3186	3.5958	1.1241	1.0450	1.9987	.04611	2.1849	443.22
#2	.05428	2.1900	3.5541	1.0564	.99991	2.0111	.04590	2.0698	445.24
Check ?	Chk Pass	Chk Pass	Chk Pass	Chk Pass	Chk Pass	Chk Pass	Chk Pass	Chk Fail	Chk Pass
High Limit								.10000	
Low Limit								-.10000	

Elem	Cd2288	Co2286	Cr2055	Cu3247	Fe2599	K_7664	Li6707	Mg2790	Mn2576
Line	228.802 {447}	228.616 {447}	205.560 {464}	324.754 {104}	259.940 {130}	766.490 { 44}	670.784 { 50}	279.079 {121}2	257.610 {131}
Units	ppm	ppm	ppm	ppm	ppm	ppm	ppm	ppm	ppm
Avg	**.10067**	**.45448**	**.19097**	**.26704**	**1.2506**	**67.269**	**1.1072**	W **563.28**	**.46333**
Stddev	.00282	.01366	.00606	.00139	.0164	.286	.0053	4.69	.00070
%RSD	2.8051	3.0049	3.1707	.52166	1.3152	.42508	.47938	.83180	.15109
#1	.10267	.46414	.19526	.26802	1.2390	67.067	1.1035	559.97	.46383
#2	.09867	.44482	.18669	.26605	1.2623	67.472	1.1110	566.60	.46284
Check ?	Chk Pass	Chk Pass	Chk Pass	Chk Pass	Chk Pass	Chk Pass	Chk Pass	Chk Warn	Chk Pass
High Limit								500.00	
Low Limit								-.10000	

Elem	Mo2020	Na8183	Ni2316	P_1782	Pb2203	S_1820	Sb2068	Se1960	Si2881
Line	202.030 {467}	818.326 { 41}	231.604 {446}	178.284 {489}	220.353 {453}	182.034 {485}	206.833 {463}	196.090 {472}	288.158 {117}
Units	ppm	ppm	ppm	ppm	ppm	ppm	ppm	ppm	ppm
Avg	**1.0185**	W **1767.7**	**.44798**	W **10.723**	**.45240**	F **1903.9**	**.52230**	**2.4440**	**14.049**
Stddev	.0320	7.3	.01416	.333	.01122	74.5	.00748	.0376	.023
%RSD	3.1430	.41385	3.1616	3.1068	2.4803	3.9126	1.4312	1.5381	.16206
#1	1.0412	1762.5	.45799	10.958	.46034	1956.6	.52758	2.4706	14.033
#2	.99590	1772.9	.43796	10.487	.44447	1851.2	.51701	2.4174	14.065
Check ?	Chk Pass	Chk Warn	Chk Pass	Chk Warn	Chk Pass	Chk Fail	Chk Pass	Chk Pass	Chk Pass
High Limit		500.00		2.0000		200.00			
Low Limit		11.000		-1.0000		-.20000			

Elem	SiO2	Sn1899	Sr4077	Th2837	Ti3349	Tl1908	U_3701	V_2924	Zn2062
Line	288.158 {117}2	189.989 {477}	407.771 { 83}	283.730 {119}	334.904 {101}	190.856 {477}	370.152 { 91}	292.402 {115}	206.200 {163}
Units	ppm	ppm	ppm	ppm	ppm	ppm	ppm	ppm	ppm
Avg	**30.065**	**1.8988**	W **12.143**	**.97749**	**.96142**	**1.4978**	**2.0532**	**.48691**	**.45403**
Stddev	.049	.0175	.005	.01082	.00106	.0677	.0178	.00134	.00133
%RSD	.16206	.92143	.04038	1.1073	.11027	4.5179	.86605	.27510	.29261
#1	30.031	1.9112	12.147	.98514	.96217	1.5457	2.0406	.48786	.45497
#2	30.100	1.8864	12.140	.96983	.96067	1.4500	2.0657	.48596	.45309
Check ?	Chk Pass	Chk Pass	Chk Warn	Chk Pass	Chk Pass	Chk Pass	Chk Pass	Chk Pass	Chk Pass
High Limit			5.0000						
Low Limit			-.01000						

Elem	Zr3391
Line	339.198 { 99}
Units	ppm
Avg	**.54020**
Stddev	.00222
%RSD	.41171
#1	.54178
#2	.53863
Check ?	Chk Pass
High Limit	
Low Limit	

Sample Name: 280-82821-M-7-B MS Acquired: 5/19/2016 0:57:25 Type: Unk
Method: 6500_025(v6) Mode: CONC Corr. Factor: 1.000000
User: CRHOADES Prep Date: Custom ID2: Custom ID3:
Comment: 325556 6010B (Cu Fe Na)

Int. Std.	Y_2243	Y_3600	Y_3774
Line	224.306 {450}	360.073 { 94}	377.433 { 89}
Units	Cts/S	Cts/S	Cts/S
Avg	**2352.5**	**35683.**	**2178.0**
Stddev	92.4	9.	8.6
%RSD	3.9293	.02557	.39360
#1	2287.2	35689.	2171.9
#2	2417.9	35676.	2184.1

Sample Name: 280-82821-M-7-C MSD Acquired: 5/19/2016 1:00:32 Type: Unk
Method: 6500_025(v6) Mode: CONC Corr. Factor: 1.000000
User: CRHOADES Prep Date: Custom ID2: Custom ID3:
Comment: 325556 6010B (Cu Fe Na)

Elem	Ag3280	Al1670	Al3092	As1890	B_2089	Ba4554	Be3130	Bi2230	Ca3179
Line	328.068 {103}	167.079 {502}	309.271 {109}	189.042 {478}	208.959 {461}	455.403 { 74}	313.042 {108}	223.061 {451}	317.933 {106}
Units	ppm	ppm	ppm	ppm	ppm	ppm	ppm	ppm	ppm
Avg	**.05259**	**2.2470**	**3.6999**	**1.0826**	**1.0227**	**2.0624**	**.04649**	F **2.1231**	**453.22**
Stddev	.00026	.0729	.0031	.0383	.0309	.0210	.00015	.0705	6.03
%RSD	.49851	3.2431	.08375	3.5394	3.0205	1.0190	.31971	3.3210	1.3302
#1	.05240	2.2985	3.7021	1.1097	1.0445	2.0772	.04638	2.1729	457.48
#2	.05277	2.1954	3.6977	1.0555	1.0008	2.0475	.04659	2.0732	448.96
Check ?	Chk Pass	Chk Pass	Chk Pass	Chk Pass	Chk Pass	Chk Pass	Chk Pass	Chk Fail	Chk Pass
High Limit								.10000	
Low Limit								-.10000	

Elem	Cd2288	Co2286	Cr2055	Cu3247	Fe2599	K_7664	Li6707	Mg2790	Mn2576
Line	228.802 {447}	228.616 {447}	205.560 {464}	324.754 {104}	259.940 {130}	766.490 { 44}	670.784 { 50}	279.079 {121}2	257.610 {131}
Units	ppm	ppm	ppm	ppm	ppm	ppm	ppm	ppm	ppm
Avg	**.10074**	**.45256**	**.19054**	**.26507**	**1.2177**	**68.981**	**1.0871**	W **552.90**	**.45516**
Stddev	.00376	.01480	.00614	.00261	.0167	.895	.0012	3.95	.00270
%RSD	3.7280	3.2708	3.2244	.98329	1.3737	1.2974	.10564	.71508	.59220
#1	.10340	.46303	.19489	.26691	1.2296	69.614	1.0879	555.70	.45706
#2	.09809	.44209	.18620	.26322	1.2059	68.348	1.0862	550.11	.45325
Check ?	Chk Pass	Chk Pass	Chk Pass	Chk Pass	Chk Pass	Chk Pass	Chk Pass	Chk Warn	Chk Pass
High Limit								500.00	
Low Limit								-.10000	

Elem	Mo2020	Na8183	Ni2316	P_1782	Pb2203	S_1820	Sb2068	Se1960	Si2881
Line	202.030 {467}	818.326 { 41}	231.604 {446}	178.284 {489}	220.353 {453}	182.034 {485}	206.833 {463}	196.090 {472}	288.158 {117}
Units	ppm	ppm	ppm	ppm	ppm	ppm	ppm	ppm	ppm
Avg	**1.0236**	W **1797.3**	**.44697**	W **10.710**	**.44806**	F **1878.3**	**.52468**	**2.4592**	**13.755**
Stddev	.0386	21.1	.01511	.364	.01375	56.2	.01981	.1187	.014
%RSD	3.7741	1.1726	3.3814	3.4035	3.0678	2.9896	3.7760	4.8265	.09813
#1	1.0509	1812.2	.45765	10.967	.45778	1918.0	.53868	2.5431	13.746
#2	.99625	1782.4	.43628	10.452	.43834	1838.6	.51067	2.3752	13.765
Check ?	Chk Pass	Chk Warn	Chk Pass	Chk Warn	Chk Pass	Chk Fail	Chk Pass	Chk Pass	Chk Pass
High Limit		500.00		2.0000		200.00			
Low Limit		11.000		-1.0000		-.20000			

Elem	SiO2	Sn1899	Sr4077	Th2837	Ti3349	Tl1908	U_3701	V_2924	Zn2062
Line	288.158 {117}2	189.989 {477}	407.771 { 83}	283.730 {119}	334.904 {101}	190.856 {477}	370.152 { 91}	292.402 {115}	206.200 {163}
Units	ppm	ppm	ppm	ppm	ppm	ppm	ppm	ppm	ppm
Avg	**29.436**	**1.9043**	W **12.146**	**.95287**	**.94822**	**1.5872**	**2.0565**	**.47908**	**.44167**
Stddev	.029	.0681	.441	.01158	.00350	.1081	.0576	.00171	.00068
%RSD	.09813	3.5756	3.6288	1.2151	.36905	6.8131	2.8016	.35757	.15419
#1	29.416	1.9525	12.458	.96106	.95070	1.6636	2.0973	.48029	.44119
#2	29.457	1.8562	11.834	.94468	.94575	1.5107	2.0158	.47786	.44215
Check ?	Chk Pass	Chk Pass	Chk Warn	Chk Pass	Chk Pass	Chk Pass	Chk Pass	Chk Pass	Chk Pass
High Limit			5.0000						
Low Limit			-.01000						

Elem	Zr3391
Line	339.198 { 99}
Units	ppm
Avg	**.52715**
Stddev	.00705
%RSD	1.3380
#1	.53213
#2	.52216
Check ?	Chk Pass
High Limit	
Low Limit	

Sample Name: 280-82821-M-7-C MSD Acquired: 5/19/2016 1:00:32 Type: Unk
Method: 6500_025(v6) Mode: CONC Corr. Factor: 1.000000
User: CRHOADES Prep Date: Custom ID2: Custom ID3:
Comment: 325556 6010B (Cu Fe Na)

Int. Std.	Y_2243	Y_3600	Y_3774
Line	224.306 {450}	360.073 { 94}	377.433 { 89}
Units	Cts/S	Cts/S	Cts/S
Avg	**2358.2**	**35939.**	**2085.1**
Stddev	79.5	239.	73.6
%RSD	3.3704	.66458	3.5302
#1	2302.0	35770.	2033.0
#2	2414.4	36108.	2137.1

Sample Name: 280-82821-M-7-A PDS Acquired: 5/19/2016 1:03:38 Type: Unk
Method: 6500_025(v6) Mode: CONC Corr. Factor: 1.000000
User: CRHOADES Prep Date: Custom ID2: Custom ID3:
Comment: 325556 6010B (Cu Fe Na)

Elem	Ag3280	Al1670	As1890	B_2089	Ba4554	Be3130	Bi2230	Ca3179	Cd2288
Line	328.068 {103}	167.079 {502}	189.042 {478}	208.959 {461}	455.403 { 74}	313.042 {108}	223.061 {451}	317.933 {106}	228.802 {447}
Units	ppm	ppm	ppm	ppm	ppm	ppm	ppm	ppm	ppm
Avg	**.01697**	**1.1363**	**.20261**	**.19821**	**.10968**	**.04543**	**.00090**	**412.58**	**.05387**
Stddev	.00044	.0343	.00695	.00396	.00009	.00022	.00100	1.43	.00148
%RSD	2.6071	3.0150	3.4301	1.9958	.08273	.49018	111.09	.34577	2.7417
#1	.01728	1.1605	.20752	.20101	.10975	.04559	.00161	413.59	.05491
#2	.01666	1.1121	.19770	.19541	.10962	.04527	.00019	411.58	.05282
Check ?	Chk Pass	Chk Pass	Chk Pass	Chk Pass	Chk Pass	Chk Pass	Chk Pass	Chk Pass	Chk Pass
High Limit									
Low Limit									

Elem	Co2286	Cr2055	Cu3247	Fe2599	K_7664	Li6707	Mg2790	Mn2576	Mo2020
Line	228.616 {447}	205.560 {464}	324.754 {104}	259.940 {130}	766.490 { 44}	670.784 { 50}	279.079 {121}2	257.610 {131}	202.030 {467}
Units	ppm	ppm	ppm	ppm	ppm	ppm	ppm	ppm	ppm
Avg	**.04599**	**.05009**	**.05554**	**1.1715**	**38.080**	**.17112**	W **523.77**	**.04993**	**.05600**
Stddev	.00083	.00172	.00032	.0043	.208	.00340	7.61	.00013	.00159
%RSD	1.7988	3.4288	.57600	.37171	.54658	1.9862	1.4536	.26095	2.8411
#1	.04657	.05131	.05576	1.1684	37.933	.16871	518.38	.05003	.05712
#2	.04540	.04888	.05531	1.1745	38.227	.17352	529.15	.04984	.05487
Check ?	Chk Pass	Chk Pass	Chk Pass	Chk Pass	Chk Pass	Chk Pass	Chk Warn	Chk Pass	Chk Pass
High Limit							500.00		
Low Limit							-.10000		

Elem	Na8183	Ni2316	P_1782	Pb2203	S_1820	Sb2068	Se1960	Si2881	SiO2
Line	818.326 { 41}	231.604 {446}	178.284 {489}	220.353 {453}	182.034 {485}	206.833 {463}	196.090 {472}	288.158 {117}	288.158 {117}2
Units	ppm	ppm	ppm	ppm	ppm	ppm	ppm	ppm	ppm
Avg	W **1719.7**	**.04948**	W **2.2455**	**.09237**	F **1874.7**	**.10102**	**.41892**	**8.2313**	**17.615**
Stddev	6.9	.00238	.0943	.00740	52.6	.00900	.02743	.0056	.012
%RSD	.40307	4.8100	4.1997	8.0103	2.8060	8.9105	6.5480	.06825	.06825
#1	1724.6	.05116	2.3122	.09760	1911.9	.10738	.43832	8.2274	17.607
#2	1714.8	.04779	2.1788	.08714	1837.5	.09465	.39952	8.2353	17.624
Check ?	Chk Warn	Chk Pass	Chk Warn	Chk Pass	Chk Fail	Chk Pass	Chk Pass	Chk Pass	Chk Pass
High Limit	500.00		2.0000		200.00				
Low Limit	11.000		-1.0000		-.20000				

Elem	Sn1899	Sr4077	Th2837	Ti3349	Tl1908	U_3701	V_2924	Zn2062	Zr3391
Line	189.989 {477}	407.771 { 83}	283.730 {119}	334.904 {101}	190.856 {477}	370.152 { 91}	292.402 {115}	206.200 {163}	339.198 { 99}
Units	ppm	ppm	ppm	ppm	ppm	ppm	ppm	ppm	ppm
Avg	**.09540**	W **10.966**	**.18893**	**.05458**	**.16066**	**.54846**	**.04711**	**.18632**	**.05455**
Stddev	.00749	.261	.00355	.00006	.01336	.07010	.00122	.00110	.00069
%RSD	7.8498	2.3842	1.8766	.10996	8.3139	12.780	2.5998	.59213	1.2660
#1	.10069	11.151	.18642	.05462	.17011	.59803	.04798	.18710	.05504
#2	.09010	10.782	.19143	.05453	.15122	.49890	.04625	.18554	.05407
Check ?	Chk Pass	Chk Warn	Chk Pass	Chk Pass	Chk Pass	Chk Pass	Chk Pass	Chk Pass	Chk Pass
High Limit		5.0000							
Low Limit		-.01000							

Int. Std.	Y_2243	Y_3600	Y_3774
Line	224.306 {450}	360.073 { 94}	377.433 { 89}
Units	Cts/S	Cts/S	Cts/S
Avg	**2346.9**	**35976.**	**2171.9**
Stddev	66.6	25.	24.6
%RSD	2.8367	.06852	1.1318
#1	2299.8	35958.	2154.5
#2	2394.0	35993.	2189.3

Sample Name: 280-82821-G-8-A Acquired: 5/19/2016 1:06:49 Type: Unk
Method: 6500_025(v6) Mode: CONC Corr. Factor: 1.000000
User: CRHOADES Prep Date: Custom ID2: Custom ID3:
Comment: 325556 6010B (Cu Fe Na)

Elem	Ag3280	Al1670	Al3092	As1890	B_2089	Ba4554	Be3130	Bi2230	Ca3179
Line	328.068 {103}	167.079 {502}	309.271 {109}	189.042 {478}	208.959 {461}	455.403 { 74}	313.042 {108}	223.061 {451}	317.933 {106}
Units	ppm	ppm	ppm	ppm	ppm	ppm	ppm	ppm	ppm
Avg	**-.00001**	**1.2980**	W **2.6496**	**-.00368**	**.11377**	**.01626**	**.00040**	**-.00136**	**427.90**
Stddev	.00106	.0441	.0048	.00056	.00412	.00039	.00033	.00010	.10
%RSD	18772.	3.3959	.18033	15.242	3.6174	2.4123	82.469	7.0979	.02272
#1	-.00075	1.3291	2.6530	-.00328	.11668	.01654	.00017	-.00129	427.96
#2	.00074	1.2668	2.6462	-.00407	.11086	.01598	.00063	-.00143	427.83
Check ?	Chk Pass	Chk Pass	Chk Warn	Chk Pass	Chk Pass	Chk Pass	Chk Pass	Chk Pass	Chk Pass
High Limit			500.00						
Low Limit			3.2000						

Elem	Cd2288	Co2286	Cr2055	Cu3247	Fe2599	K_7664	Li6707	Mg2790	Mn2576
Line	228.802 {447}	228.616 {447}	205.560 {464}	324.754 {104}	259.940 {130}	766.490 { 44}	670.784 { 50}	279.079 {121}2	257.610 {131}
Units	ppm	ppm	ppm	ppm	ppm	ppm	ppm	ppm	ppm
Avg	**.00150**	**.00025**	**.00305**	**.00279**	**1.8593**	**13.065**	**.08616**	W **644.73**	**.04080**
Stddev	.00042	.00001	.00016	.00011	.0120	.132	.00241	4.45	.00029
%RSD	27.609	3.6915	5.1479	3.8201	.64484	1.0114	2.7931	.69002	.72072
#1	.00121	.00024	.00294	.00271	1.8508	12.971	.08786	641.58	.04059
#2	.00180	.00025	.00317	.00286	1.8677	13.158	.08446	647.88	.04101
Check ?	Chk Pass	Chk Pass	Chk Pass	Chk Pass	Chk Pass	Chk Pass	Chk Pass	Chk Warn	Chk Pass
High Limit								500.00	
Low Limit								-.10000	

Elem	Mo2020	Na8183	Ni2316	P_1782	Pb2203	S_1820	Sb2068	Se1960	Si2881
Line	202.030 {467}	818.326 { 41}	231.604 {446}	178.284 {489}	220.353 {453}	182.034 {485}	206.833 {463}	196.090 {472}	288.158 {117}
Units	ppm	ppm	ppm	ppm	ppm	ppm	ppm	ppm	ppm
Avg	**.00474**	**352.27**	**.00539**	**.09329**	**.00121**	F **1152.0**	**-.00001**	**.24184**	**5.6410**
Stddev	.00013	6.35	.00105	.00198	.00068	38.2	.00149	.00443	.0196
%RSD	2.7921	1.8013	19.467	2.1202	56.361	3.3119	13564.	1.8327	.34806
#1	.00484	356.76	.00613	.09469	.00169	1179.0	.00104	.23870	5.6271
#2	.00465	347.78	.00465	.09189	.00073	1125.0	-.00106	.24497	5.6548
Check ?	Chk Pass	Chk Pass	Chk Pass	Chk Pass	Chk Pass	Chk Fail	Chk Pass	Chk Pass	Chk Pass
High Limit						200.00			
Low Limit						-.20000			

Elem	SiO2	Sn1899	Sr4077	Th2837	Ti3349	Tl1908	U_3701	V_2924	Zn2062
Line	288.158 {117}2	189.989 {477}	407.771 { 83}	283.730 {119}	334.904 {101}	190.856 {477}	370.152 { 91}	292.402 {115}	206.200 {163}
Units	ppm	ppm	ppm	ppm	ppm	ppm	ppm	ppm	ppm
Avg	**12.072**	**-.00138**	W **8.8711**	**.00324**	**.05906**	**.00101**	**.17777**	**.00099**	**.00685**
Stddev	.042	.00046	.0124	.00341	.00168	.00197	.10029	.00018	.00081
%RSD	.34806	33.268	.13987	105.13	2.8372	194.81	56.416	18.628	11.845
#1	12.042	-.00170	8.8623	.00083	.05788	-.00038	.24869	.00086	.00627
#2	12.101	-.00105	8.8798	.00565	.06025	.00240	.10685	.00112	.00742
Check ?	Chk Pass	Chk Pass	Chk Warn	Chk Pass	Chk Pass	Chk Pass	Chk Pass	Chk Pass	Chk Pass
High Limit			5.0000						
Low Limit			-.01000						

Elem	Zr3391
Line	339.198 { 99}
Units	ppm
Avg	**-.00201**
Stddev	.00045
%RSD	22.601
#1	-.00169
#2	-.00233
Check ?	Chk Pass
High Limit	
Low Limit	

Sample Name: 280-82821-G-8-A Acquired: 5/19/2016 1:06:49 Type: Unk
Method: 6500_025(v6) Mode: CONC Corr. Factor: 1.000000
User: CRHOADES Prep Date: Custom ID2: Custom ID3:
Comment: 325556 6010B (Cu Fe Na)

Int. Std.	Y_2243	Y_3600	Y_3774
Line	224.306 {450}	360.073 { 94}	377.433 { 89}
Units	Cts/S	Cts/S	Cts/S
Avg	**2436.5**	**35994.**	**2050.4**
Stddev	125.7	148.	3.0
%RSD	5.1597	.41015	.14795
#1	2347.6	35889.	2052.6
#2	2525.4	36098.	2048.3

Sample Name: 280-82821-G-9-A Acquired: 5/19/2016 1:09:31 Type: Unk
Method: 6500_025(v6) Mode: CONC Corr. Factor: 1.000000
User: CRHOADES Prep Date: Custom ID2: Custom ID3:
Comment: 325556 6010B (Cu Fe Na)

Elem	Ag3280	Al1670	As1890	B_2089	Ba4554	Be3130	Bi2230	Ca3179	Cd2288
Line	328.068 {103}	167.079 {502}	189.042 {478}	208.959 {461}	455.403 { 74}	313.042 {108}	223.061 {451}	317.933 {106}	228.802 {447}
Units	ppm	ppm	ppm	ppm	ppm	ppm	ppm	ppm	ppm
Avg	**-.00141**	**.45805**	**-.00259**	**.09797**	**.01291**	**.00046**	**.00213**	**110.73**	**.00127**
Stddev	.00033	.00181	.00464	.00166	.00003	.00011	.00476	.13	.00014
%RSD	23.504	.39432	179.13	1.6966	.19644	24.176	223.20	.12129	11.112
#1	-.00118	.45933	.00069	.09679	.01292	.00054	-.00123	110.64	.00117
#2	-.00165	.45677	-.00587	.09914	.01289	.00039	.00549	110.83	.00137
Check ?	Chk Pass	Chk Pass	Chk Pass	Chk Pass	Chk Pass	Chk Pass	Chk Pass	Chk Pass	Chk Pass
High Limit									
Low Limit									

Elem	Co2286	Cr2055	Cu3247	Fe2599	K_7664	Li6707	Mg2790	Mn2576	Mo2020
Line	228.616 {447}	205.560 {464}	324.754 {104}	259.940 {130}	766.490 { 44}	670.784 { 50}	279.079 {121}2	257.610 {131}	202.030 {467}
Units	ppm	ppm	ppm	ppm	ppm	ppm	ppm	ppm	ppm
Avg	**-.00064**	**.00148**	**.00176**	**.56916**	**8.3945**	**.03432**	**142.84**	**.01068**	**.06029**
Stddev	.00002	.00035	.00018	.00220	.0258	.00441	.56	.00001	.00063
%RSD	2.8095	23.976	10.488	.38691	.30764	12.845	.39136	.13198	1.0482
#1	-.00065	.00173	.00189	.57072	8.4127	.03743	143.24	.01069	.05984
#2	-.00062	.00123	.00163	.56760	8.3762	.03120	142.45	.01067	.06073
Check ?	Chk Pass	Chk Pass	Chk Pass	Chk Pass	Chk Pass	Chk Pass	Chk Pass	Chk Pass	Chk Pass
High Limit									
Low Limit									

Elem	Na8183	Ni2316	P_1782	Pb2203	S_1820	Sb2068	Se1960	Si2881	SiO2
Line	818.326 { 41}	231.604 {446}	178.284 {489}	220.353 {453}	182.034 {485}	206.833 {463}	196.090 {472}	288.158 {117}	288.158 {117}2
Units	ppm	ppm	ppm	ppm	ppm	ppm	ppm	ppm	ppm
Avg	W **866.51**	**.00126**	**.01708**	**.00105**	F **772.43**	**.00056**	**.00265**	**4.4183**	**9.4552**
Stddev	2.37	.00026	.00108	.00056	3.85	.00049	.00228	.0921	.1970
%RSD	.27388	20.250	6.3425	53.288	.49859	87.135	85.841	2.0833	2.0833
#1	864.84	.00108	.01784	.00144	775.15	.00091	.00104	4.4834	9.5945
#2	868.19	.00144	.01631	.00065	769.70	.00022	.00426	4.3532	9.3159
Check ?	Chk Warn	Chk Pass	Chk Pass	Chk Pass	Chk Fail	Chk Pass	Chk Pass	Chk Pass	Chk Pass
High Limit	500.00				200.00				
Low Limit	11.000				-.20000				

Elem	Sn1899	Sr4077	Th2837	Ti3349	Tl1908	U_3701	V_2924	Zn2062	Zr3391
Line	189.989 {477}	407.771 { 83}	283.730 {119}	334.904 {101}	190.856 {477}	370.152 { 91}	292.402 {115}	206.200 {163}	339.198 { 99}
Units	ppm	ppm	ppm	ppm	ppm	ppm	ppm	ppm	ppm
Avg	**-.00148**	**3.8859**	**.00070**	**.01890**	**-.00363**	**-.02101**	**-.00014**	**.00178**	**-.00131**
Stddev	.00262	.0106	.00075	.00028	.00137	.01914	.00061	.00014	.00005
%RSD	176.74	.27224	106.72	1.4927	37.875	91.083	450.12	8.1096	4.1170
#1	.00037	3.8784	.00017	.01910	-.00460	-.00748	-.00057	.00168	-.00135
#2	-.00333	3.8933	.00124	.01870	-.00265	-.03455	.00030	.00188	-.00128
Check ?	Chk Pass	Chk Pass	Chk Pass	Chk Pass	Chk Pass	Chk Pass	Chk Pass	Chk Pass	Chk Pass
High Limit									
Low Limit									

Int. Std.	Y_2243	Y_3600	Y_3774
Line	224.306 {450}	360.073 { 94}	377.433 { 89}
Units	Cts/S	Cts/S	Cts/S
Avg	**2464.5**	**36469.**	**2043.1**
Stddev	82.1	108.	12.5
%RSD	3.3302	.29551	.61022
#1	2406.5	36392.	2034.3
#2	2522.5	36545.	2051.9

Sample Name: 280-82821-G-10-A Acquired: 5/19/2016 1:12:13 Type: Unk
Method: 6500_025(v6) Mode: CONC Corr. Factor: 1.000000
User: CRHOADES Prep Date: Custom ID2: Custom ID3:
Comment: 325556 6010B (Cu Fe Na)

Elem	Ag3280	Al1670	As1890	B_2089	Ba4554	Be3130	Bi2230	Ca3179	Cd2288
Line	328.068 {103}	167.079 {502}	189.042 {478}	208.959 {461}	455.403 { 74}	313.042 {108}	223.061 {451}	317.933 {106}	228.802 {447}
Units	ppm	ppm	ppm	ppm	ppm	ppm	ppm	ppm	ppm
Avg	**-.00010**	**.00312**	**-.00378**	**-.00018**	**-.00055**	**.00016**	**.00895**	**.12315**	**-.00029**
Stddev	.00010	.00031	.00393	.00013	.00037	.00032	.00118	.01855	.00045
%RSD	102.47	9.9844	103.76	70.848	68.321	195.65	13.225	15.061	157.02
#1	-.00017	.00335	-.00101	-.00009	-.00028	.00039	.00811	.13626	-.00061
#2	-.00003	.00290	-.00656	-.00027	-.00081	-.00006	.00978	.11003	.00003
Check ?	Chk Pass	Chk Pass	Chk Pass	Chk Pass	Chk Pass	Chk Pass	Chk Pass	Chk Pass	Chk Pass
High Limit									
Low Limit									

Elem	Co2286	Cr2055	Cu3247	Fe2599	K_7664	Li6707	Mg2790	Mn2576	Mo2020
Line	228.616 {447}	205.560 {464}	324.754 {104}	259.940 {130}	766.490 { 44}	670.784 { 50}	279.079 {121}2	257.610 {131}	202.030 {467}
Units	ppm	ppm	ppm	ppm	ppm	ppm	ppm	ppm	ppm
Avg	**-.00030**	**.00011**	**-.00141**	**.00587**	**.22827**	**.00006**	**.10893**	**.00004**	**-.00025**
Stddev	.00049	.00040	.00005	.00501	.00986	.00279	.01106	.00000	.00039
%RSD	164.51	357.97	3.7509	85.211	4.3183	4471.7	10.155	8.3596	156.54
#1	.00005	.00040	-.00145	.00233	.22130	-.00191	.11675	.00004	.00003
#2	-.00065	-.00017	-.00137	.00941	.23524	.00203	.10111	.00004	-.00052
Check ?	Chk Pass	Chk Pass	Chk Pass	Chk Pass	Chk Pass	Chk Pass	Chk Pass	Chk Pass	Chk Pass
High Limit									
Low Limit									

Elem	Na5895	Ni2316	P_1782	Pb2203	S_1820	Sb2068	Se1960	Si2881	SiO2
Line	589.592 { 57}	231.604 {446}	178.284 {489}	220.353 {453}	182.034 {485}	206.833 {463}	196.090 {472}	288.158 {117}	288.158 {117}2
Units	ppm	ppm	ppm	ppm	ppm	ppm	ppm	ppm	ppm
Avg	**1.1765**	**-.00053**	**.00269**	**.00033**	**1.0764**	**-.00213**	**-.00026**	**.04252**	**.09098**
Stddev	.0885	.00014	.00045	.00015	.6434	.00568	.00394	.00098	.00210
%RSD	7.5254	26.590	16.636	45.902	59.772	267.39	1535.3	2.3038	2.3038
#1	1.2391	-.00063	.00238	.00043	1.5314	.00189	-.00305	.04182	.08950
#2	1.1139	-.00043	.00301	.00022	.62146	-.00614	.00253	.04321	.09247
Check ?	Chk Pass	Chk Pass	Chk Pass	Chk Pass	Chk Pass	Chk Pass	Chk Pass	Chk Pass	Chk Pass
High Limit									
Low Limit									

Elem	Sn1899	Sr4077	Th2837	Ti3349	Tl1908	U_3701	V_2924	Zn2062	Zr3391
Line	189.989 {477}	407.771 { 83}	283.730 {119}	334.904 {101}	190.856 {477}	370.152 { 91}	292.402 {115}	206.200 {163}	339.198 { 99}
Units	ppm	ppm	ppm	ppm	ppm	ppm	ppm	ppm	ppm
Avg	**-.00002**	**.00357**	**.00254**	**.00009**	**-.00119**	**-.02258**	**.00083**	**-.00073**	**.00164**
Stddev	.00100	.00075	.00219	.00031	.00129	.08878	.00004	.00070	.00294
%RSD	4314.9	20.873	86.192	354.58	108.97	393.19	4.2515	96.580	179.59
#1	-.00073	.00410	.00408	.00031	-.00027	.04020	.00081	-.00122	.00372
#2	.00069	.00304	.00099	-.00013	-.00210	-.08535	.00086	-.00023	-.00044
Check ?	Chk Pass	Chk Pass	Chk Pass	Chk Pass	Chk Pass	Chk Pass	Chk Pass	Chk Pass	Chk Pass
High Limit									
Low Limit									

Int. Std.	Y_2243	Y_3600	Y_3774
Line	224.306 {450}	360.073 { 94}	377.433 { 89}
Units	Cts/S	Cts/S	Cts/S
Avg	**2757.3**	**43165.**	**2256.3**
Stddev	56.5	67.	50.7
%RSD	2.0478	.15451	2.2456
#1	2797.2	43213.	2292.1
#2	2717.4	43118.	2220.5

Sample Name: CCVH-3894253 Acquired: 5/19/2016 1:14:55 Type: QC
Method: 6500_025(v6) Mode: CONC Corr. Factor: 1.000000
User: CRHOADES Prep Date: Custom ID2: Custom ID3:
Comment:

Elem	Ag3280	Al3092	As1890	B_2089	Ba4554	Be3130	Bi2230	Ca3179	Cd2288	Co2286	Cr2055
Units	ppm	ppm	ppm	ppm	ppm	ppm	ppm	ppm	ppm	ppm	ppm
Avg	**-.00043**	**52.058**	**-.00835**	**.00075**	**-.00083**	**.00025**	W **1.0740**	**-.00858**	**-.00035**	**-.00072**	**.00039**
Stddev	.00021	.065	.00311	.00001	.00005	.00012	.0059	.00761	.00001	.00017	.00002
%RSD	48.630	.12502	37.271	1.4905	5.6335	47.402	.54524	88.703	3.0847	23.202	4.0985
#1	-.00057	52.104	-.01055	.00076	-.00080	.00016	1.0782	-.00320	-.00036	-.00084	.00040
#2	-.00028	52.012	-.00615	.00074	-.00087	.00033	1.0699	-.01397	-.00034	-.00060	.00038
Check ?	None	Chk Pass	None	None	None	None	Chk Warn	None	None	None	None
Value							1.0000				
Range							5.0000%				

Elem	Cu3247	Fe2714	K_7664	Li6707	Mg2790	Mn2576	Mo2020	Na8183	Ni2316	P_1782	Pb2203
Units	ppm	ppm	ppm	ppm	ppm	ppm	ppm	ppm	ppm	ppm	ppm
Avg	**-.00068**	**49.463**	**.29134**	**.00148**	**.02799**	**.00032**	**-.00173**	**257.43**	**.00093**	**.00524**	**-.00138**
Stddev	.00113	.275	.09878	.00101	.00152	.00001	.00009	.41	.00017	.00018	.00005
%RSD	167.13	.55502	33.906	68.609	5.4269	4.5532	5.3909	.16031	18.083	3.4255	3.7873
#1	-.00148	49.268	.36118	.00219	.02692	.00033	-.00167	257.14	.00081	.00511	-.00142
#2	.00012	49.657	.22149	.00076	.02907	.00031	-.00180	257.72	.00105	.00537	-.00134
Check ?	None	Chk Pass	None	None	None	None	None	Chk Pass	None	None	None
Value											
Range											

Elem	S_1820	Sb2068	Se1960	Si2881	SiO2	Sn1899	Sr4077	Th2837	Ti3349	Tl1908	U_3701
Units	ppm	ppm	ppm	ppm	ppm	ppm	ppm	ppm	ppm	ppm	ppm
Avg	F **5.5784**	**-.01191**	**.00908**	**-.02190**	**-.04686**	**.00015**	**.00059**	W **4.6590**	**.00575**	**-.00439**	W **10.717**
Stddev	.0305	.00738	.00146	.01900	.04065	.00125	.00015	.0174	.00007	.00147	.058
%RSD	.54738	61.908	16.056	86.751	86.751	811.54	25.316	.37293	1.1833	33.443	.53705
#1	5.5999	-.01713	.01011	-.03533	-.07560	-.00073	.00048	4.6713	.00570	-.00335	10.758
#2	5.5568	-.00670	.00805	-.00846	-.01811	.00104	.00069	4.6467	.00580	-.00542	10.677
Check ?	Chk Fail	None	None	None	None	None	None	Chk Warn	None	None	Chk Warn
Value	5.0000							5.0000			10.000
Range	10.490%							-5.0000%			5.0000%

Elem	V_2924	Zn2062	Zr3391
Units	ppm	ppm	ppm
Avg	**.00933**	**.00164**	**.04834**
Stddev	.00018	.00016	.00604
%RSD	1.9687	9.5657	12.488
#1	.00946	.00153	.04407
#2	.00920	.00175	.05261
Check ?	None	None	None
Value			
Range			

Int. Std.	Y_2243	Y_3600	Y_3774
Units	Cts/S	Cts/S	Cts/S
Avg	**2503.1**	**38205.**	**2089.8**
Stddev	36.1	32.	10.5
%RSD	1.4419	.08253	.50446
#1	2477.6	38183.	2082.3
#2	2528.6	38228.	2097.2

Sample Name: CCV-3894251 Acquired: 5/19/2016 1:17:32 Type: QC
Method: 6500_025(v6) Mode: CONC Corr. Factor: 1.000000
User: CRHOADES Prep Date: Custom ID2: Custom ID3:
Comment:

Elem	Ag3280	Al1670	As1890	B_2089	Ba4554	Be3130	Bi2230	Ca3179	Cd2288	Co2286	Cr2055	Cu3247	Fe2599
Units	ppm	ppm	ppm	ppm	ppm	ppm	ppm	ppm	ppm	ppm	ppm	ppm	ppm
Avg	**.48629**	**.54510**	**1.0280**	**.48210**	**.49853**	**.45629**	**-.00026**	**4.8256**	**.49146**	**.49259**	**.49838**	**.51184**	**2.3528**
Stddev	.00040	.00367	.0113	.00318	.00189	.00222	.00324	.0034	.00069	.00027	.00051	.00009	.0044
%RSD	.08133	.67320	1.1000	.66005	.37872	.48689	1261.3	.06975	.13977	.05477	.10289	.01796	.18706
#1	.48657	.54251	1.0200	.47985	.49987	.45786	-.00255	4.8233	.49097	.49278	.49874	.51177	2.3497
#2	.48601	.54770	1.0360	.48435	.49720	.45472	.00203	4.8280	.49195	.49240	.49801	.51190	2.3559
Check ?	Chk Pass	Chk Pass	Chk Pass	Chk Pass	Chk Pass	Chk Pass	None	Chk Pass	Chk Pass	Chk Pass	Chk Pass	Chk Pass	Chk Pass
Value													
Range													

Elem	K_7664	Li6707	Mg2790	Mn2576	Mo2020	Na5895	Ni2316	P_1782	Pb2203	S_1820	Sb2068	Se1960	Si2881
Units	ppm	ppm	ppm	ppm	ppm	ppm	ppm	ppm	ppm	ppm	ppm	ppm	ppm
Avg	**48.200**	**.98610**	**18.703**	**.46328**	**.50469**	**5.2573**	**.48270**	**.95494**	**.98898**	**.36069**	**.97012**	**1.0328**	**4.7886**
Stddev	.091	.00552	.015	.00007	.00018	.0120	.00052	.00195	.00115	.01567	.00439	.0096	.0140
%RSD	.18978	.56007	.08150	.01592	.03584	.22790	.10833	.20393	.11584	4.3438	.45202	.92573	.29310
#1	48.265	.98220	18.714	.46323	.50457	5.2488	.48233	.95631	.98817	.37177	.97322	1.0260	4.7985
#2	48.135	.99001	18.692	.46334	.50482	5.2658	.48307	.95356	.98979	.34961	.96702	1.0395	4.7786
Check ?	Chk Pass	Chk Pass	Chk Pass	Chk Pass	Chk Pass	Chk Pass	Chk Pass	Chk Pass	Chk Pass	None	Chk Pass	Chk Pass	Chk Pass
Value													
Range													

Elem	SiO2	Sn1899	Sr4077	Th2837	Ti3349	Tl1908	U_3701	V_2924	Zn2062	Zr3391
Units	ppm	ppm	ppm	ppm	ppm	ppm	ppm	ppm	ppm	ppm
Avg	**10.248**	**1.0033**	**.46869**	**.00070**	**.45978**	**1.0344**	**-.01288**	**.47859**	**.45554**	**.50632**
Stddev	.030	.0038	.00058	.00060	.00005	.0059	.01204	.00191	.00835	.00225
%RSD	.29310	.38265	.12432	85.409	.01184	.57460	93.469	.39975	1.8320	.44516
#1	10.269	1.0006	.46910	.00028	.45982	1.0386	-.02140	.47723	.44964	.50791
#2	10.226	1.0060	.46827	.00112	.45974	1.0302	-.00437	.47994	.46145	.50472
Check ?	Chk Pass	Chk Pass	Chk Pass	None	Chk Pass	Chk Pass	None	Chk Pass	Chk Pass	Chk Pass
Value										
Range										

Int. Std.	Y_2243	Y_3600	Y_3774
Units	Cts/S	Cts/S	Cts/S
Avg	**2533.5**	**39475.**	**2111.9**
Stddev	48.5	39.	11.6
%RSD	1.9149	.09966	.55078
#1	2567.8	39447.	2103.6
#2	2499.2	39503.	2120.1

Sample Name: CCB Acquired: 5/19/2016 1:20:03 Type: QC
Method: 6500_025(v6) Mode: CONC Corr. Factor: 1.000000
User: CRHOADES Prep Date: Custom ID2: Custom ID3:
Comment:

Elem	Ag3280	Al1670	As1890	B_2089	Ba4554	Be3130	Bi2230	Ca3179	Cd2288	Co2286	Cr2055
Units	ppm	ppm	ppm	ppm	ppm	ppm	ppm	ppm	ppm	ppm	ppm
Avg	**-.00015**	**-.00035**	**-.00582**	**.00092**	**-.00126**	**.00021**	**.00442**	**-.01426**	**-.00024**	**-.00026**	**-.00039**
Stddev	.00032	.00064	.00824	.00050	.00004	.00028	.00059	.01205	.00008	.00020	.00012
%RSD	212.90	185.17	141.65	54.169	2.9684	135.20	13.437	84.499	33.136	77.370	31.998
#1	-.00037	.00011	-.01165	.00127	-.00123	.00001	.00400	-.00574	-.00030	-.00041	-.00030
#2	.00008	-.00080	.00001	.00057	-.00129	.00041	.00485	-.02278	-.00019	-.00012	-.00048
Check ?	Chk Pass	Chk Pass	Chk Pass	Chk Pass	Chk Pass	Chk Pass	Chk Pass	Chk Pass	Chk Pass	Chk Pass	Chk Pass
High Limit											
Low Limit											

Elem	Cu3247	Fe2599	K_7664	Li6707	Mg2790	Mn2576	Mo2020	Na5895	Ni2316	P_1782	Pb2203
Units	ppm	ppm	ppm	ppm	ppm	ppm	ppm	ppm	ppm	ppm	ppm
Avg	**-.00121**	**-.00520**	**.09383**	**.00020**	**.00155**	**.00000**	**.00197**	**.27444**	**-.00075**	**-.00087**	**-.00150**
Stddev	.00039	.00234	.03182	.00178	.00199	.00005	.00060	.00240	.00048	.00117	.00302
%RSD	32.363	44.909	33.918	871.91	128.51	2568.9	30.635	.87482	64.188	134.71	201.43
#1	-.00093	-.00355	.11633	-.00106	.00014	-.00003	.00155	.27274	-.00110	-.00004	.00064
#2	-.00149	-.00685	.07132	.00147	.00295	.00004	.00240	.27614	-.00041	-.00170	-.00363
Check ?	Chk Pass	Chk Pass	Chk Pass	Chk Pass	Chk Pass	Chk Pass	Chk Pass	Chk Pass	Chk Pass	Chk Pass	Chk Pass
High Limit											
Low Limit											

Elem	S_1820	Sb2068	Se1960	Si2881	SiO2	Sn1899	Sr4077	Th2837	Ti3349	Tl1908	U_3701
Units	ppm	ppm	ppm	ppm	ppm	ppm	ppm	ppm	ppm	ppm	ppm
Avg	F **.29045**	W **.00561**	**.00216**	**.01527**	**.03267**	**-.00017**	**.00027**	**-.00014**	**-.00003**	**.00348**	**-.03108**
Stddev	.00575	.00595	.00676	.00394	.00844	.00075	.00009	.00175	.00015	.00048	.03199
%RSD	1.9794	106.12	312.35	25.833	25.833	426.74	33.077	1288.6	497.96	13.902	102.93
#1	.28638	.00140	-.00261	.01248	.02670	.00035	.00034	.00110	-.00014	.00314	-.00846
#2	.29451	.00982	.00694	.01806	.03864	-.00070	.00021	-.00137	.00008	.00382	-.05371
Check ?	Chk Fail	Chk Warn	Chk Pass	Chk Pass	Chk Pass	Chk Pass	Chk Pass	Chk Pass	Chk Pass	Chk Pass	Chk Pass
High Limit	.10000	.00100									
Low Limit	-.20000	-.00100									

Elem	V_2924	Zn2062	Zr3391
Units	ppm	ppm	ppm
Avg	**.00026**	**-.00107**	**-.00059**
Stddev	.00036	.00008	.00217
%RSD	139.33	7.9527	370.24
#1	.00052	-.00101	.00095
#2	.00000	-.00113	-.00212
Check ?	Chk Pass	Chk Pass	Chk Pass
High Limit			
Low Limit			

Int. Std.	Y_2243	Y_3600	Y_3774
Units	Cts/S	Cts/S	Cts/S
Avg	**2622.2**	**41714.**	**2192.4**
Stddev	8.1	193.	68.0
%RSD	.31009	.46340	3.1017
#1	2616.4	41851.	2144.3
#2	2627.9	41577.	2240.5

Sample Name: CCVL-3897520 Acquired: 5/19/2016 1:22:25 Type: QC
Method: 6500_025(v6) Mode: CONC Corr. Factor: 1.000000
User: CRHOADES Prep Date: Custom ID2: Custom ID3:
Comment:

Elem	Ag3280	Al1670	As1890	B_2089	Ba4554	Be3130	Bi2230	Ca3179	Cd2288	Co2286	Cr2055	Cu3247
Units	ppm	ppm	ppm	ppm	ppm	ppm	ppm	ppm	ppm	ppm	ppm	ppm
Avg	**.00992**	**.11840**	F **.00959**	**.09891**	**.00926**	**.00124**	**.12121**	**.19020**	**.00521**	**.01038**	**.01081**	**.01520**
Stddev	.00088	.00496	.00088	.00131	.00109	.00007	.00103	.02082	.00050	.00064	.00032	.00102
%RSD	8.8880	4.1854	9.1970	1.3202	11.786	5.4063	.84764	10.949	9.5697	6.1706	2.9493	6.6924
#1	.01054	.12191	.01022	.09799	.01003	.00129	.12194	.20492	.00556	.01084	.01103	.01448
#2	.00930	.11490	.00897	.09983	.00848	.00119	.12048	.17547	.00486	.00993	.01058	.01591
Check ?	Chk Pass	Chk Pass	Chk Fail	Chk Pass	Chk Pass	Chk Pass	Chk Pass	Chk Pass	Chk Pass	Chk Pass	Chk Pass	Chk Pass
Value			.01500									
Range			-30.000%									

Elem	Fe2599	K_7664	Li6707	Mg2790	Mn2576	Mo2020	Na5895	Ni2316	P_1782	Pb2203	S_1820	Sb2068
Units	ppm	ppm	ppm	ppm	ppm	ppm	ppm	ppm	ppm	ppm	ppm	ppm
Avg	**.12020**	**3.1202**	**.01134**	**.20799**	**.00975**	**.02149**	**1.2994**	**.04128**	**2.9620**	**.00932**	**.29909**	**.02429**
Stddev	.00167	.0742	.00333	.00396	.00008	.00052	.0284	.00027	.0425	.00029	.04860	.00743
%RSD	1.3878	2.3768	29.389	1.9023	.87161	2.4283	2.1863	.66024	1.4363	3.0782	16.249	30.589
#1	.12138	3.1727	.00899	.20519	.00969	.02186	1.3195	.04147	2.9920	.00952	.33345	.01903
#2	.11902	3.0678	.01370	.21078	.00981	.02112	1.2793	.04109	2.9319	.00912	.26472	.02954
Check ?	Chk Pass	Chk Pass	Chk Pass	Chk Pass	Chk Pass	Chk Pass	Chk Pass	Chk Pass	Chk Pass	Chk Pass	None	Chk Pass
Value												
Range												

Elem	Se1960	Si2881	SiO2	Sn1899	Sr4077	Th2837	Ti3349	Tl1908	U_3701	V_2924	Zn2062	Zr3391
Units	ppm	ppm	ppm	ppm	ppm	ppm	ppm	ppm	ppm	ppm	ppm	ppm
Avg	**.01616**	**.50517**	**1.0811**	**.10582**	**.01014**	**.01549**	**.00901**	**.01344**	**.07502**	**.01032**	**.01919**	**.01582**
Stddev	.00211	.05041	.1079	.00172	.00001	.00065	.00034	.00039	.05047	.00039	.00045	.00089
%RSD	13.023	9.9796	9.9796	1.6279	.08616	4.1773	3.7430	2.9272	67.284	3.8145	2.3240	5.6177
#1	.01765	.54082	1.1574	.10704	.01015	.01595	.00877	.01316	.03933	.01060	.01887	.01519
#2	.01467	.46952	1.0048	.10461	.01014	.01503	.00925	.01371	.11071	.01005	.01950	.01644
Check ?	Chk Pass	Chk Pass	Chk Pass	Chk Pass	Chk Pass	Chk Pass	Chk Pass	Chk Pass	Chk Pass	Chk Pass	Chk Pass	Chk Pass
Value												
Range												

Int. Std.	Y_2243	Y_3600	Y_3774
Units	Cts/S	Cts/S	Cts/S
Avg	**2611.4**	**41921.**	**2309.8**
Stddev	13.1	284.	79.5
%RSD	.50145	.67744	3.4413
#1	2620.7	42122.	2253.6
#2	2602.2	41721.	2366.0

Sample Name: MB 280-325504/1-A Acquired: 5/19/2016 1:25:05 Type: Unk
Method: 6500_025(v6) Mode: CONC Corr. Factor: 1.000000
User: CRHOADES Prep Date: 5/17 Custom ID2: Custom ID3:
Comment: 325504 200.7 (Cu Fe Zn)

Elem	Ag3280	Al1670	As1890	B_2089	Ba4554	Be3130	Bi2230	Ca3179	Cd2288
Line	328.068 {103}	167.079 {502}	189.042 {478}	208.959 {461}	455.403 { 74}	313.042 {108}	223.061 {451}	317.933 {106}	228.802 {447}
Units	ppm	ppm	ppm	ppm	ppm	ppm	ppm	ppm	ppm
Avg	**-.00015**	**.00104**	**.00109**	**-.00064**	**-.00034**	**.00011**	**.00308**	**-.00400**	**-.00022**
Stddev	.00007	.00073	.00121	.00082	.00030	.00013	.00266	.00382	.00004
%RSD	47.462	69.968	111.00	129.26	88.010	116.87	86.482	95.544	16.946
#1	-.00020	.00156	.00195	-.00122	-.00013	.00020	.00120	-.00670	-.00020
#2	-.00010	.00053	.00024	-.00005	-.00055	.00002	.00496	-.00130	-.00025
Check ?	Chk Pass	Chk Pass	Chk Pass	Chk Pass	Chk Pass	Chk Pass	Chk Pass	Chk Pass	Chk Pass
High Limit									
Low Limit									

Elem	Co2286	Cr2055	Cu3247	Fe2599	K_7664	Li6707	Mg2790	Mn2576	Mo2020
Line	228.616 {447}	205.560 {464}	324.754 {104}	259.940 {130}	766.490 { 44}	670.784 { 50}	279.079 {121}2	257.610 {131}	202.030 {467}
Units	ppm	ppm	ppm	ppm	ppm	ppm	ppm	ppm	ppm
Avg	**-.00002**	**.00020**	**-.00078**	**.00139**	**.10822**	**-.00173**	**.00335**	**.00000**	**-.00050**
Stddev	.00003	.00010	.00062	.00575	.07197	.00409	.00391	.00016	.00015
%RSD	186.40	52.419	79.895	415.27	66.508	237.14	116.92	5497.4	29.108
#1	.00001	.00013	-.00034	-.00268	.15911	.00117	.00058	-.00011	-.00040
#2	-.00004	.00027	-.00122	.00545	.05732	-.00462	.00611	.00012	-.00060
Check ?	Chk Pass	Chk Pass	Chk Pass	Chk Pass	Chk Pass	Chk Pass	Chk Pass	Chk Pass	Chk Pass
High Limit									
Low Limit									

Elem	Na5895	Ni2316	P_1782	Pb2203	S_1820	Sb2068	Se1960	Si2881	SiO2
Line	589.592 { 57}	231.604 {446}	178.284 {489}	220.353 {453}	182.034 {485}	206.833 {463}	196.090 {472}	288.158 {117}	288.158 {117}2
Units	ppm	ppm	ppm	ppm	ppm	ppm	ppm	ppm	ppm
Avg	**.25839**	**-.00064**	**-.00035**	**-.00011**	F **.22469**	**.00087**	**.00290**	**.02402**	**.05140**
Stddev	.01739	.00008	.00143	.00006	.00691	.00020	.00249	.01012	.02166
%RSD	6.7311	11.997	411.43	58.223	3.0741	22.749	85.760	42.139	42.139
#1	.27069	-.00058	.00066	-.00006	.22957	.00101	.00466	.03118	.06672
#2	.24609	-.00069	-.00136	-.00015	.21980	.00073	.00114	.01686	.03609
Check ?	Chk Pass	Chk Pass	Chk Pass	Chk Pass	Chk Fail	Chk Pass	Chk Pass	Chk Pass	None
High Limit					.10000				
Low Limit					-.10000				

Elem	Sn1899	Sr4077	Th2837	Ti3349	Tl1908	U_3701	V_2924	Zn2062	Zr3391
Line	189.989 {477}	407.771 { 83}	283.730 {119}	334.904 {101}	190.856 {477}	370.152 { 91}	292.402 {115}	206.200 {163}	339.198 { 99}
Units	ppm	ppm	ppm	ppm	ppm	ppm	ppm	ppm	ppm
Avg	**-.00056**	**.00042**	**.00288**	**.00012**	**-.00302**	F **-.08692**	**.00107**	**-.00030**	**-.00193**
Stddev	.00128	.00010	.00206	.00002	.00107	.02149	.00029	.00005	.00188
%RSD	228.96	23.038	71.414	19.372	35.354	24.720	27.208	17.401	97.550
#1	.00035	.00035	.00433	.00010	-.00378	-.10212	.00086	-.00027	-.00060
#2	-.00146	.00049	.00143	.00013	-.00227	-.07173	.00127	-.00034	-.00326
Check ?	Chk Pass	Chk Pass	Chk Pass	Chk Pass	Chk Pass	Chk Fail	Chk Pass	Chk Pass	Chk Pass
High Limit						.06000			
Low Limit						-.06000			

Int. Std.	Y_2243	Y_3600	Y_3774
Line	224.306 {450}	360.073 { 94}	377.433 { 89}
Units	Cts/S	Cts/S	Cts/S
Avg	**2703.8**	**42435.**	**2279.8**
Stddev	58.1	486.	4.5
%RSD	2.1472	1.1451	.19731
#1	2662.7	42779.	2276.6
#2	2744.8	42091.	2283.0

Sample Name: LCS 280-325504/2-A Acquired: 5/19/2016 1:27:27 Type: Unk
Method: 6500_025(v6) Mode: CONC Corr. Factor: 1.000000
User: CRHOADES Prep Date: Custom ID2: Custom ID3:
Comment: 325504 200.7 (Cu Fe Zn)

Elem	Ag3280	Al1670	Al3092	As1890	B_2089	Ba4554	Be3130	Bi2230	Ca3179
Line	328.068 {103}	167.079 {502}	309.271 {109}	189.042 {478}	208.959 {461}	455.403 { 74}	313.042 {108}	223.061 {451}	317.933 {106}
Units	ppm	ppm	ppm	ppm	ppm	ppm	ppm	ppm	ppm
Avg	**.05066**	**2.1100**	F **2.4302**	**1.0655**	**1.0198**	**2.0580**	**.04738**	**2.2017**	**49.146**
Stddev	.00107	.0264	.0072	.0150	.0087	.0186	.00007	.0318	.502
%RSD	2.1141	1.2501	.29676	1.4103	.84878	.90399	.13996	1.4447	1.0209
#1	.04990	2.1286	2.4251	1.0762	1.0259	2.0711	.04743	2.2242	49.501
#2	.05142	2.0913	2.4353	1.0549	1.0137	2.0448	.04733	2.1792	48.792
Check ?	Chk Pass	Chk Pass	Chk Fail	Chk Pass	Chk Pass	Chk Pass	Chk Pass	None	Chk Pass
High Limit			2.2250						
Low Limit			1.7300						

Elem	Cd2288	Co2286	Cr2055	Cu3247	Fe2599	K_7664	Li6707	Mg2790	Mn2576
Line	228.802 {447}	228.616 {447}	205.560 {464}	324.754 {104}	259.940 {130}	766.490 { 44}	670.784 { 50}	279.079 {121}2	257.610 {131}
Units	ppm	ppm	ppm	ppm	ppm	ppm	ppm	ppm	ppm
Avg	**.09893**	**.48513**	**.20036**	**.26619**	**.96968**	**49.618**	**.99663**	**48.303**	**.46780**
Stddev	.00075	.00447	.00133	.00281	.00419	.392	.00208	.111	.00000
%RSD	.75626	.92216	.66604	1.0547	.43249	.78937	.20876	.22880	.00036
#1	.09946	.48830	.20130	.26421	.97265	49.895	.99811	48.225	.46780
#2	.09840	.48197	.19942	.26818	.96672	49.341	.99516	48.381	.46779
Check ?	Chk Pass	Chk Pass	Chk Pass	Chk Pass	Chk Pass	Chk Pass	Chk Pass	Chk Pass	Chk Pass
High Limit									
Low Limit									

Elem	Mo2020	Na8183	Ni2316	P_1782	Pb2203	S_1820	Sb2068	Se1960	Si2881
Line	202.030 {467}	818.326 { 41}	231.604 {446}	178.284 {489}	220.353 {453}	182.034 {485}	206.833 {463}	196.090 {472}	288.158 {117}
Units	ppm	ppm	ppm	ppm	ppm	ppm	ppm	ppm	ppm
Avg	**1.0746**	**54.669**	**.47789**	**10.016**	**.50092**	**2.3523**	**.52408**	**2.2036**	**9.9230**
Stddev	.0117	1.477	.00456	.081	.00386	.0109	.00169	.0230	.0823
%RSD	1.0844	2.7013	.95513	.80712	.77050	.46513	.32198	1.0435	.82936
#1	1.0828	53.624	.48111	10.073	.50364	2.3600	.52289	2.2198	9.8648
#2	1.0663	55.713	.47466	9.9584	.49819	2.3446	.52528	2.1873	9.9812
Check ?	Chk Pass	Chk Pass	Chk Pass	Chk Pass	Chk Pass	None	Chk Pass	Chk Pass	Chk Pass
High Limit									
Low Limit									

Elem	SiO2	Sn1899	Sr4077	Th2837	Ti3349	Tl1908	U_3701	V_2924	Zn2062
Line	288.158 {117}2	189.989 {477}	407.771 { 83}	283.730 {119}	334.904 {101}	190.856 {477}	370.152 { 91}	292.402 {115}	206.200 {163}
Units	ppm	ppm	ppm	ppm	ppm	ppm	ppm	ppm	ppm
Avg	**21.235**	**2.0742**	**.95189**	**.95556**	**.96026**	**1.9667**	**2.1569**	**.48673**	**.45879**
Stddev	.176	.0015	.01099	.00038	.00122	.0604	.0223	.00045	.00059
%RSD	.82936	.07180	1.1546	.03958	.12733	3.0702	1.0357	.09149	.12875
#1	21.111	2.0753	.95967	.95583	.95939	2.0094	2.1727	.48641	.45921
#2	21.360	2.0732	.94412	.95529	.96112	1.9240	2.1411	.48704	.45838
Check ?	None	Chk Pass	Chk Pass	Chk Pass	Chk Pass	Chk Pass	Chk Pass	Chk Pass	Chk Pass
High Limit									
Low Limit									

Elem	Zr3391
Line	339.198 { 99}
Units	ppm
Avg	**.54347**
Stddev	.00232
%RSD	.42666
#1	.54511
#2	.54183
Check ?	Chk Pass
High Limit	
Low Limit	

Sample Name: LCS 280-325504/2-A Acquired: 5/19/2016 1:27:27 Type: Unk
Method: 6500_025(v6) Mode: CONC Corr. Factor: 1.000000
User: CRHOADES Prep Date: Custom ID2: Custom ID3:
Comment: 325504 200.7 (Cu Fe Zn)

Int. Std.	Y_2243	Y_3600	Y_3774
Line	224.306 {450}	360.073 { 94}	377.433 { 89}
Units	Cts/S	Cts/S	Cts/S
Avg	**2633.5**	**40476.**	**2232.7**
Stddev	26.9	80.	35.7
%RSD	1.0223	.19709	1.6000
#1	2614.5	40420.	2207.4
#2	2652.5	40533.	2258.0

Sample Name: 280-83179-C-7-B Acquired: 5/19/2016 1:29:55 Type: Unk
Method: 6500_025(v6) Mode: CONC Corr. Factor: 1.000000
User: CRHOADES Prep Date: Custom ID2: Custom ID3:
Comment: 325504 200.7 (Cu Fe Zn)

Elem	Ag3280	Al1670	As1890	B_2089	Ba4554	Be3130	Bi2230	Ca3179	Cd2288
Line	328.068 {103}	167.079 {502}	189.042 {478}	208.959 {461}	455.403 { 74}	313.042 {108}	223.061 {451}	317.933 {106}	228.802 {447}
Units	ppm	ppm	ppm	ppm	ppm	ppm	ppm	ppm	ppm
Avg	**-.00167**	**.69452**	**.00442**	**.02171**	**.08284**	**.00034**	**.00847**	**80.521**	**.00033**
Stddev	.00055	.00767	.00284	.00123	.00066	.00007	.00021	.639	.00009
%RSD	33.194	1.1042	64.108	5.6594	.79370	19.300	2.4324	.79397	26.530
#1	-.00128	.68910	.00242	.02258	.08331	.00039	.00832	80.973	.00027
#2	-.00206	.69994	.00643	.02084	.08238	.00030	.00861	80.069	.00039
Check ?	Chk Pass	Chk Pass	Chk Pass	Chk Pass	Chk Pass	Chk Pass	Chk Pass	Chk Pass	Chk Pass
High Limit									
Low Limit									

Elem	Co2286	Cr2055	Cu3247	Fe2599	K_7664	Li6707	Mg2790	Mn2576	Mo2020
Line	228.616 {447}	205.560 {464}	324.754 {104}	259.940 {130}	766.490 { 44}	670.784 { 50}	279.079 {121}2	257.610 {131}	202.030 {467}
Units	ppm	ppm	ppm	ppm	ppm	ppm	ppm	ppm	ppm
Avg	**.00024**	**.00086**	**.00024**	**.69077**	**1.9191**	**.00148**	**19.141**	**.09957**	**.00404**
Stddev	.00005	.00013	.00019	.00540	.1132	.00142	.013	.00032	.00150
%RSD	21.481	14.881	79.403	.78127	5.8991	95.654	.06887	.32425	37.143
#1	.00028	.00077	.00010	.69459	1.9992	.00248	19.151	.09980	.00298
#2	.00021	.00095	.00037	.68696	1.8390	.00048	19.132	.09934	.00511
Check ?	Chk Pass	Chk Pass	Chk Pass	Chk Pass	Chk Pass	Chk Pass	Chk Pass	Chk Pass	Chk Pass
High Limit									
Low Limit									

Elem	Na8183	Ni2316	P_1782	Pb2203	S_1820	Sb2068	Se1960	Si2881	SiO2
Line	818.326 { 41}	231.604 {446}	178.284 {489}	220.353 {453}	182.034 {485}	206.833 {463}	196.090 {472}	288.158 {117}	288.158 {117}2
Units	ppm	ppm	ppm	ppm	ppm	ppm	ppm	ppm	ppm
Avg	**53.061**	**.00006**	**.03787**	**.00004**	**27.170**	**.00337**	**.00634**	**3.5757**	**7.6520**
Stddev	.622	.00027	.00399	.00259	.270	.00390	.00365	.0430	.0920
%RSD	1.1714	482.10	10.541	6818.0	.99397	115.82	57.579	1.2022	1.2022
#1	53.501	-.00013	.03505	.00187	26.979	.00061	.00892	3.6061	7.7171
#2	52.622	.00024	.04070	-.00179	27.361	.00613	.00376	3.5453	7.5870
Check ?	Chk Pass	Chk Pass	Chk Pass	Chk Pass	Chk Pass	Chk Pass	Chk Pass	Chk Pass	Chk Pass
High Limit									
Low Limit									

Elem	Sn1899	Sr4077	Th2837	Ti3349	Tl1908	U_3701	V_2924	Zn2062	Zr3391
Line	189.989 {477}	407.771 { 83}	283.730 {119}	334.904 {101}	190.856 {477}	370.152 { 91}	292.402 {115}	206.200 {163}	339.198 { 99}
Units	ppm	ppm	ppm	ppm	ppm	ppm	ppm	ppm	ppm
Avg	**-.00027**	**1.3170**	**-.00114**	**.01279**	**.01952**	**-.02347**	**.00207**	**.00160**	**.00086**
Stddev	.00095	.0100	.00072	.00144	.00417	.06729	.00127	.00080	.00205
%RSD	345.32	.76239	63.231	11.271	21.385	286.65	61.279	49.874	237.23
#1	-.00095	1.3241	-.00063	.01381	.01657	-.07105	.00117	.00104	-.00058
#2	.00040	1.3099	-.00165	.01177	.02247	.02411	.00296	.00216	.00231
Check ?	Chk Pass	Chk Pass	Chk Pass	Chk Pass	Chk Pass	Chk Pass	Chk Pass	Chk Pass	Chk Pass
High Limit									
Low Limit									

Int. Std.	Y_2243	Y_3600	Y_3774
Line	224.306 {450}	360.073 { 94}	377.433 { 89}
Units	Cts/S	Cts/S	Cts/S
Avg	**2650.3**	**39299.**	**2089.7**
Stddev	35.1	29.	28.0
%RSD	1.3263	.07457	1.3375
#1	2625.5	39278.	2069.9
#2	2675.2	39320.	2109.5

Sample Name: 280-83179-C-7-B SD@5 Acquired: 5/19/2016 1:32:33 Type: Unk
Method: 6500_025(v6) Mode: CONC Corr. Factor: 1.000000
User: CRHOADES Prep Date: Custom ID2: Custom ID3:
Comment: 325504 200.7 (Cu Fe Zn)

Elem	Ag3280	Al1670	As1890	B_2089	Ba4554	Be3130	Bi2230	Ca3179	Cd2288
Line	328.068 {103}	167.079 {502}	189.042 {478}	208.959 {461}	455.403 { 74}	313.042 {108}	223.061 {451}	317.933 {106}	228.802 {447}
Units	ppm	ppm	ppm	ppm	ppm	ppm	ppm	ppm	ppm
Avg	**-.00030**	**.17674**	**.00396**	**.00462**	**.01606**	**.00038**	**-.00069**	**16.643**	**-.00013**
Stddev	.00047	.00199	.00087	.00122	.00018	.00001	.00011	.061	.00028
%RSD	154.94	1.1242	22.033	26.450	1.1074	2.8825	15.987	.36484	223.11
#1	.00003	.17815	.00334	.00375	.01593	.00037	-.00077	16.600	.00007
#2	-.00063	.17534	.00458	.00548	.01618	.00039	-.00061	16.686	-.00033
Check ?	Chk Pass	Chk Pass	Chk Pass	Chk Pass	Chk Pass	Chk Pass	Chk Pass	Chk Pass	Chk Pass
High Limit									
Low Limit									

Elem	Co2286	Cr2055	Cu3247	Fe2599	K_7664	Li6707	Mg2790	Mn2576	Mo2020
Line	228.616 {447}	205.560 {464}	324.754 {104}	259.940 {130}	766.490 { 44}	670.784 { 50}	279.079 {121}2	257.610 {131}	202.030 {467}
Units	ppm	ppm	ppm	ppm	ppm	ppm	ppm	ppm	ppm
Avg	**.00002**	**.00009**	**-.00126**	**.16229**	**.47904**	**-.00121**	**3.9028**	**.02044**	**-.00030**
Stddev	.00042	.00003	.00099	.00070	.04434	.00065	.0106	.00025	.00008
%RSD	2670.3	38.602	78.700	.43272	9.2564	53.486	.27041	1.2192	26.654
#1	.00032	.00006	-.00056	.16179	.44769	-.00167	3.8954	.02026	-.00024
#2	-.00028	.00011	-.00196	.16278	.51040	-.00075	3.9103	.02061	-.00035
Check ?	Chk Pass	Chk Pass	Chk Pass	Chk Pass	Chk Pass	Chk Pass	Chk Pass	Chk Pass	Chk Pass
High Limit									
Low Limit									

Elem	Na5895	Na8183	Ni2316	P_1782	Pb2203	S_1820	Sb2068	Se1960	Si2881
Line	589.592 { 57}	818.326 { 41}	231.604 {446}	178.284 {489}	220.353 {453}	182.034 {485}	206.833 {463}	196.090 {472}	288.158 {117}
Units	ppm	ppm	ppm	ppm	ppm	ppm	ppm	ppm	ppm
Avg	**10.000**	**12.373**	**-.00053**	**.01277**	**-.00034**	**5.4475**	**-.00197**	**.00182**	**.79584**
Stddev	.007	.318	.00053	.00202	.00221	.0428	.00245	.00420	.01531
%RSD	.06940	2.5722	99.634	15.863	645.22	.78612	124.64	231.29	1.9241
#1	9.9956	12.598	-.00091	.01133	.00122	5.4778	-.00023	-.00115	.80667
#2	10.005	12.148	-.00016	.01420	-.00190	5.4172	-.00370	.00478	.78501
Check ?	Chk Pass	Chk Pass	Chk Pass	Chk Pass	Chk Pass	Chk Pass	Chk Pass	Chk Pass	Chk Pass
High Limit									
Low Limit									

Elem	SiO2	Sn1899	Sr4077	Th2837	Ti3349	Tl1908	U_3701	V_2924	Zn2062
Line	288.158 {117}2	189.989 {477}	407.771 { 83}	283.730 {119}	334.904 {101}	190.856 {477}	370.152 { 91}	292.402 {115}	206.200 {163}
Units	ppm	ppm	ppm	ppm	ppm	ppm	ppm	ppm	ppm
Avg	**1.7031**	**-.00171**	**.27010**	**.00003**	**.00500**	**.00120**	**-.01201**	**.00188**	**.00080**
Stddev	.0328	.00021	.00155	.00243	.00094	.00308	.02409	.00036	.00053
%RSD	1.9241	12.188	.57264	7149.3	18.721	256.72	200.52	19.393	66.314
#1	1.7263	-.00156	.27119	.00176	.00434	.00338	.00502	.00162	.00118
#2	1.6799	-.00186	.26900	-.00169	.00566	-.00098	-.02905	.00213	.00042
Check ?	Chk Pass	Chk Pass	Chk Pass	Chk Pass	Chk Pass	Chk Pass	Chk Pass	Chk Pass	Chk Pass
High Limit									
Low Limit									

Elem	Zr3391
Line	339.198 { 99}
Units	ppm
Avg	**-.00104**
Stddev	.00022
%RSD	20.634
#1	-.00120
#2	-.00089
Check ?	Chk Pass
High Limit	
Low Limit	

Sample Name: 280-83179-C-7-B SD@5 Acquired: 5/19/2016 1:32:33 Type: Unk
Method: 6500_025(v6) Mode: CONC Corr. Factor: 1.000000
User: CRHOADES Prep Date: Custom ID2: Custom ID3:
Comment: 325504 200.7 (Cu Fe Zn)

Int. Std.	Y_2243	Y_3600	Y_3774
Line	224.306 {450}	360.073 { 94}	377.433 { 89}
Units	Cts/S	Cts/S	Cts/S
Avg	**2626.5**	**40820.**	**2116.5**
Stddev	6.9	368.	35.1
%RSD	.26346	.90255	1.6569
#1	2621.6	41080.	2141.3
#2	2631.4	40559.	2091.7

Sample Name: 280-83179-C-7-C MS Acquired: 5/19/2016 1:35:11 Type: Unk
Method: 6500_025(v6) Mode: CONC Corr. Factor: 1.000000
User: CRHOADES Prep Date: Custom ID2: Custom ID3:
Comment: 325504 200.7 (Cu Fe Zn)

Elem	Ag3280	Al3092	As1890	B_2089	Ba4554	Be3130	Bi2230	Ca3179	Cd2288
Line	328.068 {103}	309.271 {109}	189.042 {478}	208.959 {461}	455.403 { 74}	313.042 {108}	223.061 {451}	317.933 {106}	228.802 {447}
Units	ppm	ppm	ppm	ppm	ppm	ppm	ppm	ppm	ppm
Avg	**.05038**	**3.6098**	**1.0873**	**1.0484**	**2.1939**	**.04802**	F **2.1996**	**133.28**	**.10006**
Stddev	.00039	.0056	.0066	.0020	.0048	.00059	.0076	.27	.00003
%RSD	.76703	.15581	.60821	.19219	.21957	1.2275	.34420	.20335	.02619
#1	.05011	3.6138	1.0920	1.0469	2.1905	.04760	2.2049	133.09	.10008
#2	.05065	3.6059	1.0826	1.0498	2.1974	.04844	2.1942	133.48	.10005
Check ?	Chk Pass	Chk Pass	Chk Pass	Chk Pass	Chk Pass	Chk Pass	Chk Fail	Chk Pass	Chk Pass
High Limit							.10000		
Low Limit							-.10000		

Elem	Co2286	Cr2055	Cu3247	Fe2599	K_7664	Li6707	Mg2790	Mn2576	Mo2020
Line	228.616 {447}	205.560 {464}	324.754 {104}	259.940 {130}	766.490 { 44}	670.784 { 50}	279.079 {121}2	257.610 {131}	202.030 {467}
Units	ppm	ppm	ppm	ppm	ppm	ppm	ppm	ppm	ppm
Avg	**.48278**	**.20267**	**.26825**	**1.7172**	**52.949**	**.99020**	**67.677**	**.56246**	**1.0797**
Stddev	.00060	.00040	.00088	.0076	.257	.00251	.188	.00101	.0030
%RSD	.12462	.19967	.32871	.44162	.48519	.25351	.27769	.18022	.28155
#1	.48235	.20295	.26763	1.7225	52.767	.99198	67.544	.56175	1.0818
#2	.48320	.20238	.26887	1.7118	53.131	.98843	67.810	.56318	1.0775
Check ?	Chk Pass	Chk Pass	Chk Pass	Chk Pass	Chk Pass	Chk Pass	Chk Pass	Chk Pass	Chk Pass
High Limit									
Low Limit									

Elem	Na8183	Ni2316	P_1782	Pb2203	S_1820	Sb2068	Se1960	Si2881	SiO2
Line	818.326 { 41}	231.604 {446}	178.284 {489}	220.353 {453}	182.034 {485}	206.833 {463}	196.090 {472}	288.158 {117}	288.158 {117}2
Units	ppm	ppm	ppm	ppm	ppm	ppm	ppm	ppm	ppm
Avg	**106.63**	**.47468**	W **10.323**	**.49825**	**30.411**	**.52726**	**2.1885**	**14.083**	**30.138**
Stddev	.16	.00054	.018	.00076	.033	.00339	.0040	.052	.111
%RSD	.14802	.11369	.17440	.15212	.10755	.64271	.18159	.36910	.36910
#1	106.74	.47430	10.336	.49879	30.387	.52965	2.1913	14.120	30.217
#2	106.51	.47506	10.310	.49772	30.434	.52486	2.1857	14.046	30.059
Check ?	Chk Pass	Chk Pass	Chk Warn	Chk Pass	Chk Pass	Chk Pass	Chk Pass	Chk Pass	Chk Pass
High Limit			2.0000						
Low Limit			-1.0000						

Elem	Sn1899	Sr4077	Th2837	Ti3349	Tl1908	U_3701	V_2924	Zn2062	Zr3391
Line	189.989 {477}	407.771 { 83}	283.730 {119}	334.904 {101}	190.856 {477}	370.152 { 91}	292.402 {115}	206.200 {163}	339.198 { 99}
Units	ppm	ppm	ppm	ppm	ppm	ppm	ppm	ppm	ppm
Avg	W **2.0451**	**2.3425**	**.95080**	**.96708**	**1.8417**	**2.1296**	**.48410**	**.45429**	**.53898**
Stddev	.0028	.0104	.00405	.00064	.0632	.0446	.00082	.00199	.00008
%RSD	.13639	.44313	.42578	.06571	3.4300	2.0948	.16950	.43783	.01504
#1	2.0431	2.3351	.94794	.96663	1.8864	2.1612	.48352	.45289	.53903
#2	2.0470	2.3498	.95366	.96753	1.7971	2.0981	.48468	.45570	.53892
Check ?	Chk Warn	Chk Pass	Chk Pass	Chk Pass	Chk Pass	Chk Pass	Chk Pass	Chk Pass	Chk Pass
High Limit	2.0000								
Low Limit	-.05000								

Int. Std.	Y_2243	Y_3600	Y_3774
Line	224.306 {450}	360.073 { 94}	377.433 { 89}
Units	Cts/S	Cts/S	Cts/S
Avg	**2575.9**	**40147.**	**2161.2**
Stddev	11.3	49.	21.7
%RSD	.43752	.12246	1.0025
#1	2583.9	40113.	2145.8
#2	2568.0	40182.	2176.5

Sample Name: 280-83179-C-7-D MSD Acquired: 5/19/2016 1:37:37 Type: Unk
Method: 6500_025(v6) Mode: CONC Corr. Factor: 1.000000
User: CRHOADES Prep Date: Custom ID2: Custom ID3:
Comment: 325504 200.7 (Cu Fe Zn)

Elem	Ag3280	Al3092	As1890	B_2089	Ba4554	Be3130	Bi2230	Ca3179	Cd2288
Line	328.068 {103}	309.271 {109}	189.042 {478}	208.959 {461}	455.403 { 74}	313.042 {108}	223.061 {451}	317.933 {106}	228.802 {447}
Units	ppm	ppm	ppm	ppm	ppm	ppm	ppm	ppm	ppm
Avg	**.04931**	**3.5277**	**1.0858**	**1.0390**	**2.1111**	**.04693**	F **2.1975**	**130.07**	**.09961**
Stddev	.00053	.0411	.0070	.0007	.0064	.00018	.0023	.42	.00003
%RSD	1.0731	1.1655	.64549	.06983	.30410	.39146	.10331	.32042	.03167
#1	.04968	3.5568	1.0809	1.0385	2.1157	.04680	2.1959	130.36	.09963
#2	.04894	3.4987	1.0908	1.0395	2.1066	.04706	2.1991	129.77	.09959
Check ?	Chk Pass	Chk Pass	Chk Pass	Chk Pass	Chk Pass	Chk Pass	Chk Fail	Chk Pass	Chk Pass
High Limit							.10000		
Low Limit							-.10000		

Elem	Co2286	Cr2055	Cu3247	Fe2599	K_7664	Li6707	Mg2790	Mn2576	Mo2020
Line	228.616 {447}	205.560 {464}	324.754 {104}	259.940 {130}	766.490 { 44}	670.784 { 50}	279.079 {121}2	257.610 {131}	202.030 {467}
Units	ppm	ppm	ppm	ppm	ppm	ppm	ppm	ppm	ppm
Avg	**.48092**	**.20074**	**.26152**	**1.6856**	**51.063**	**.96859**	**66.687**	**.55334**	**1.0765**
Stddev	.00019	.00040	.00131	.0097	.242	.00548	.032	.00073	.0022
%RSD	.03892	.19736	.49968	.57252	.47378	.56547	.04804	.13115	.20432
#1	.48078	.20102	.26244	1.6788	51.234	.96472	66.710	.55385	1.0749
#2	.48105	.20046	.26060	1.6925	50.892	.97247	66.665	.55283	1.0780
Check ?	Chk Pass	Chk Pass	Chk Pass	Chk Pass	Chk Pass	Chk Pass	Chk Pass	Chk Pass	Chk Pass
High Limit									
Low Limit									

Elem	Na8183	Ni2316	P_1782	Pb2203	S_1820	Sb2068	Se1960	Si2881	SiO2
Line	818.326 { 41}	231.604 {446}	178.284 {489}	220.353 {453}	182.034 {485}	206.833 {463}	196.090 {472}	288.158 {117}	288.158 {117}2
Units	ppm	ppm	ppm	ppm	ppm	ppm	ppm	ppm	ppm
Avg	**105.80**	**.47303**	W **10.283**	**.49678**	**30.986**	**.53282**	**2.2424**	**13.839**	**29.616**
Stddev	.76	.00030	.020	.00280	.130	.00276	.0036	.025	.053
%RSD	.71745	.06428	.19736	.56372	.41988	.51781	.16243	.17919	.17919
#1	105.26	.47281	10.269	.49480	30.894	.53087	2.2399	13.857	29.654
#2	106.34	.47324	10.297	.49876	31.078	.53477	2.2450	13.822	29.579
Check ?	Chk Pass	Chk Pass	Chk Warn	Chk Pass	Chk Pass	Chk Pass	Chk Pass	Chk Pass	Chk Pass
High Limit			2.0000						
Low Limit			-1.0000						

Elem	Sn1899	Sr4077	Th2837	Ti3349	Tl1908	U_3701	V_2924	Zn2062	Zr3391
Line	189.989 {477}	407.771 { 83}	283.730 {119}	334.904 {101}	190.856 {477}	370.152 { 91}	292.402 {115}	206.200 {163}	339.198 { 99}
Units	ppm	ppm	ppm	ppm	ppm	ppm	ppm	ppm	ppm
Avg	W **2.0714**	**2.2880**	**.93435**	**.94492**	**1.8939**	**2.0465**	**.47529**	**.45042**	**.52186**
Stddev	.0112	.0082	.00744	.00058	.0414	.0574	.00033	.00014	.00423
%RSD	.54075	.35935	.79638	.06172	2.1863	2.8062	.06918	.03078	.81013
#1	2.0635	2.2938	.93961	.94450	1.9232	2.0059	.47552	.45032	.51887
#2	2.0793	2.2822	.92909	.94533	1.8647	2.0871	.47505	.45052	.52484
Check ?	Chk Warn	Chk Pass	Chk Pass	Chk Pass	Chk Pass	Chk Pass	Chk Pass	Chk Pass	Chk Pass
High Limit	2.0000								
Low Limit	-.05000								

Int. Std.	Y_2243	Y_3600	Y_3774
Line	224.306 {450}	360.073 { 94}	377.433 { 89}
Units	Cts/S	Cts/S	Cts/S
Avg	**2554.5**	**40241.**	**2221.7**
Stddev	2.3	116.	25.4
%RSD	.09185	.28714	1.1442
#1	2552.9	40160.	2203.7
#2	2556.2	40323.	2239.6

Sample Name: CCVH-3894253 Acquired: 5/19/2016 1:40:03 Type: QC
Method: 6500_025(v6) Mode: CONC Corr. Factor: 1.000000
User: CRHOADES Prep Date: Custom ID2: Custom ID3:
Comment:

Elem	Ag3280	Al3092	As1890	B_2089	Ba4554	Be3130	Bi2230	Ca3179	Cd2288	Co2286	Cr2055
Units	ppm	ppm	ppm	ppm	ppm	ppm	ppm	ppm	ppm	ppm	ppm
Avg	**.00042**	**52.554**	**.00207**	**.00536**	**-.00009**	**.00038**	W **1.0907**	**.00334**	**-.00015**	**-.00124**	**.00043**
Stddev	.00065	.588	.00527	.00060	.00049	.00044	.0004	.01061	.00017	.00018	.00012
%RSD	156.77	1.1193	254.32	11.217	529.47	115.79	.03840	317.25	112.14	14.891	29.064
#1	.00088	52.970	.00579	.00579	.00026	.00007	1.0904	.01084	-.00027	-.00111	.00034
#2	-.00005	52.138	-.00165	.00494	-.00044	.00069	1.0910	-.00416	-.00003	-.00137	.00051
Check ?	None	Chk Pass	None	None	None	None	Chk Warn	None	None	None	None
Value							1.0000				
Range							5.0000%				

Elem	Cu3247	Fe2714	K_7664	Li6707	Mg2790	Mn2576	Mo2020	Na8183	Ni2316	P_1782	Pb2203
Units	ppm	ppm	ppm	ppm	ppm	ppm	ppm	ppm	ppm	ppm	ppm
Avg	**-.00124**	**49.155**	**.24054**	**.00174**	**.02715**	**-.00032**	**.00351**	**257.19**	**.00122**	**.00485**	**-.00058**
Stddev	.00004	.028	.09486	.00224	.00114	.00013	.00124	.26	.00020	.00101	.00070
%RSD	2.8864	.05720	39.438	128.89	4.2136	39.785	35.396	.10131	16.466	20.901	120.82
#1	-.00127	49.135	.30762	.00332	.02634	-.00041	.00263	257.38	.00108	.00414	-.00107
#2	-.00121	49.175	.17346	.00015	.02795	-.00023	.00439	257.01	.00136	.00557	-.00008
Check ?	None	Chk Pass	None	None	None	None	None	Chk Pass	None	None	None
Value											
Range											

Elem	S_1820	Sb2068	Se1960	Si2881	SiO2	Sn1899	Sr4077	Th2837	Ti3349	Tl1908	U_3701
Units	ppm	ppm	ppm	ppm	ppm	ppm	ppm	ppm	ppm	ppm	ppm
Avg	W **5.3066**	**-.00986**	**.01484**	**.03139**	**.06718**	**.00070**	**.00103**	W **4.6075**	**.00624**	**.01303**	**10.487**
Stddev	.0107	.00158	.00117	.01154	.02470	.00130	.00007	.0091	.00104	.00397	.284
%RSD	.20104	16.025	7.8590	36.769	36.769	185.29	6.7446	.19775	16.679	30.466	2.7088
#1	5.2990	-.00874	.01402	.02323	.04972	-.00022	.00098	4.6140	.00550	.01022	10.286
#2	5.3141	-.01098	.01567	.03956	.08465	.00162	.00108	4.6011	.00697	.01584	10.687
Check ?	Chk Warn	None	None	None	None	None	None	Chk Warn	None	None	Chk Pass
Value	5.0000							5.0000			
Range	5.0000%							-5.0000%			

Elem	V_2924	Zn2062	Zr3391
Units	ppm	ppm	ppm
Avg	**.00952**	**-.00063**	**.05338**
Stddev	.00097	.00002	.00060
%RSD	10.166	3.3922	1.1211
#1	.00883	-.00065	.05381
#2	.01020	-.00062	.05296
Check ?	None	None	None
Value			
Range			

Int. Std.	Y_2243	Y_3600	Y_3774
Units	Cts/S	Cts/S	Cts/S
Avg	**2631.6**	**40461.**	**2213.0**
Stddev	33.6	69.	38.7
%RSD	1.2766	.17012	1.7485
#1	2655.3	40413.	2185.6
#2	2607.8	40510.	2240.3

Sample Name: CCV-3894251 Acquired: 5/19/2016 1:42:40 Type: QC
Method: 6500_025(v6) Mode: CONC Corr. Factor: 1.000000
User: CRHOADES Prep Date: Custom ID2: Custom ID3:
Comment:

Elem	Ag3280	Al1670	As1890	B_2089	Ba4554	Be3130	Bi2230	Ca3179	Cd2288	Co2286	Cr2055	Cu3247	Fe2599
Units	ppm	ppm	ppm	ppm	ppm	ppm	ppm	ppm	ppm	ppm	ppm	ppm	ppm
Avg	**.49042**	**.54316**	**1.0427**	**.49102**	**.50804**	**.46125**	**-.00010**	**4.9044**	**.49425**	**.49875**	**.50616**	**.51747**	**2.3403**
Stddev	.00166	.01285	.0203	.01042	.00592	.00384	.00044	.0336	.00013	.00714	.00876	.00313	.0166
%RSD	.33809	2.3664	1.9437	2.1217	1.1657	.83355	455.62	.68606	.02668	1.4312	1.7313	.60458	.70787
#1	.48925	.55225	1.0570	.49839	.51223	.46397	-.00041	4.9281	.49434	.50379	.51236	.51525	2.3520
#2	.49159	.53408	1.0284	.48365	.50385	.45853	.00022	4.8806	.49416	.49370	.49996	.51968	2.3286
Check ?	Chk Pass	Chk Pass	Chk Pass	Chk Pass	Chk Pass	Chk Pass	None	Chk Pass	Chk Pass	Chk Pass	Chk Pass	Chk Pass	Chk Pass
Value													
Range													

Elem	K_7664	Li6707	Mg2790	Mn2576	Mo2020	Na5895	Ni2316	P_1782	Pb2203	S_1820	Sb2068	Se1960	Si2881
Units	ppm	ppm	ppm	ppm	ppm	ppm	ppm	ppm	ppm	ppm	ppm	ppm	ppm
Avg	**48.949**	**.97947**	**18.829**	**.46366**	**.51342**	**5.1379**	**.48845**	**.96374**	**1.0025**	**.15263**	**.98917**	**1.0562**	**4.7812**
Stddev	.419	.00464	.034	.00078	.01002	.0271	.00825	.00987	.0210	.00910	.02475	.0263	.0580
%RSD	.85558	.47371	.17849	.16893	1.9514	.52668	1.6889	1.0241	2.0926	5.9628	2.5018	2.4877	1.2141
#1	49.245	.97618	18.806	.46310	.52050	5.1571	.49428	.97072	1.0173	.15907	1.0067	1.0748	4.7402
#2	48.653	.98275	18.853	.46421	.50633	5.1188	.48261	.95676	.98767	.14620	.97167	1.0376	4.8223
Check ?	Chk Pass	Chk Pass	Chk Pass	Chk Pass	Chk Pass	Chk Pass	Chk Pass	Chk Pass	Chk Pass	None	Chk Pass	Chk Pass	Chk Pass
Value													
Range													

Elem	SiO2	Sn1899	Sr4077	Th2837	Ti3349	Tl1908	U_3701	V_2924	Zn2062	Zr3391
Units	ppm	ppm	ppm	ppm	ppm	ppm	ppm	ppm	ppm	ppm
Avg	**10.232**	**1.0189**	**.47288**	**.00161**	**.46073**	**1.0521**	**-.00433**	**.47940**	**.45226**	**.51187**
Stddev	.124	.0154	.00574	.00269	.00003	.0255	.02567	.00377	.00544	.00267
%RSD	1.2141	1.5078	1.2148	166.74	.00654	2.4279	593.32	.78576	1.2019	.52126
#1	10.144	1.0298	.47694	-.00029	.46075	1.0701	.01383	.48207	.45610	.50998
#2	10.320	1.0080	.46882	.00351	.46071	1.0340	-.02248	.47674	.44841	.51375
Check ?	Chk Pass	Chk Pass	Chk Pass	None	Chk Pass	Chk Pass	None	Chk Pass	Chk Pass	Chk Pass
Value										
Range										

Int. Std.	Y_2243	Y_3600	Y_3774
Units	Cts/S	Cts/S	Cts/S
Avg	**2616.8**	**40687.**	**2196.4**
Stddev	51.8	100.	36.0
%RSD	1.9793	.24672	1.6397
#1	2580.2	40758.	2171.0
#2	2653.5	40616.	2221.9

Sample Name: CCB Acquired: 5/19/2016 1:45:12 Type: QC
Method: 6500_025(v6) Mode: CONC Corr. Factor: 1.000000
User: CRHOADES Prep Date: Custom ID2: Custom ID3:
Comment:

Elem	Ag3280	Al1670	As1890	B_2089	Ba4554	Be3130	Bi2230	Ca3179	Cd2288	Co2286	Cr2055
Units	ppm	ppm	ppm	ppm	ppm	ppm	ppm	ppm	ppm	ppm	ppm
Avg	**.00025**	**.00106**	**.00233**	**.00289**	**-.00043**	**.00024**	**-.00026**	**-.00252**	**-.00024**	**.00003**	**-.00001**
Stddev	.00007	.00044	.00567	.00052	.00045	.00004	.00083	.00426	.00022	.00002	.00015
%RSD	30.317	41.775	243.48	18.009	106.68	17.764	315.43	168.98	94.368	74.083	1656.6
#1	.00030	.00074	-.00168	.00326	-.00010	.00021	.00032	.00049	-.00039	.00001	.00010
#2	.00019	.00137	.00634	.00252	-.00075	.00027	-.00085	-.00553	-.00008	.00004	-.00011
Check ?	Chk Pass	Chk Pass	Chk Pass	Chk Pass	Chk Pass	Chk Pass	Chk Pass	Chk Pass	Chk Pass	Chk Pass	Chk Pass
High Limit											
Low Limit											

Elem	Cu3247	Fe2599	K_7664	Li6707	Mg2790	Mn2576	Mo2020	Na5895	Ni2316	P_1782	Pb2203
Units	ppm	ppm	ppm	ppm	ppm	ppm	ppm	ppm	ppm	ppm	ppm
Avg	**.00245**	F **.63683**	**.10168**	**-.00196**	**.00674**	F **.00568**	**.00201**	**.18764**	**.00067**	**.00161**	**-.00189**
Stddev	.00014	.00874	.00261	.00165	.00677	.00002	.00077	.00371	.00028	.00342	.00053
%RSD	5.6030	1.3725	2.5643	84.140	100.52	.31611	38.156	1.9775	42.407	212.04	28.114
#1	.00255	.64301	.09983	-.00312	.01153	.00569	.00147	.18502	.00087	.00403	-.00152
#2	.00235	.63065	.10352	-.00079	.00195	.00567	.00256	.19027	.00047	-.00081	-.00227
Check ?	Chk Pass	Chk Fail	Chk Pass	Chk Pass	Chk Pass	Chk Fail	Chk Pass	Chk Pass	Chk Pass	Chk Pass	Chk Pass
High Limit		.10000				.00500					
Low Limit		-.10000				-.01000					

Elem	S_1820	Sb2068	Se1960	Si2881	SiO2	Sn1899	Sr4077	Th2837	Ti3349	Tl1908	U_3701
Units	ppm	ppm	ppm	ppm	ppm	ppm	ppm	ppm	ppm	ppm	ppm
Avg	F **.14918**	W **.00354**	W **.00799**	**.04766**	**.10200**	**.00135**	**.00001**	**.00077**	**.00018**	**.00271**	**.00626**
Stddev	.00838	.00074	.00709	.01288	.02756	.00012	.00010	.00117	.00041	.00401	.03732
%RSD	5.6151	21.056	88.767	27.021	27.021	8.9690	954.63	152.20	230.52	147.82	595.78
#1	.15511	.00301	.00297	.05677	.12148	.00143	.00008	.00160	-.00011	-.00012	-.02013
#2	.14326	.00406	.01300	.03855	.08251	.00126	-.00006	-.00006	.00047	.00555	.03266
Check ?	Chk Fail	Chk Warn	Chk Warn	Chk Pass	Chk Pass	Chk Pass	Chk Pass	Chk Pass	Chk Pass	Chk Pass	Chk Pass
High Limit	.10000	.00100	.00750								
Low Limit	-.20000	-.00100	-.01500								

Elem	V_2924	Zn2062	Zr3391
Units	ppm	ppm	ppm
Avg	**-.00015**	**-.00035**	**-.00318**
Stddev	.00014	.00015	.00623
%RSD	93.439	42.055	196.18
#1	-.00025	-.00045	-.00758
#2	-.00005	-.00025	.00123
Check ?	Chk Pass	Chk Pass	Chk Pass
High Limit			
Low Limit			

Int. Std.	Y_2243	Y_3600	Y_3774
Units	Cts/S	Cts/S	Cts/S
Avg	**2600.8**	**41098.**	**2125.3**
Stddev	18.5	141.	53.1
%RSD	.70954	.34369	2.4990
#1	2613.9	40998.	2162.8
#2	2587.8	41198.	2087.7

Sample Name: CCVL-3897520 Acquired: 5/19/2016 1:47:34 Type: QC
Method: 6500_025(v6) Mode: CONC Corr. Factor: 1.000000
User: CRHOADES Prep Date: Custom ID2: Custom ID3:
Comment:

Elem	Ag3280	Al1670	As1890	B_2089	Ba4554	Be3130	Bi2230	Ca3179	Cd2288	Co2286	Cr2055	Cu3247
Units	ppm	ppm	ppm	ppm	ppm	ppm	ppm	ppm	ppm	ppm	ppm	ppm
Avg	**.00939**	**.11359**	**.01729**	**.09836**	**.00996**	**.00119**	**.11700**	**.19236**	**.00488**	**.01019**	**.01037**	**.01436**
Stddev	.00070	.00217	.00458	.00206	.00065	.00007	.00050	.00707	.00005	.00049	.00030	.00007
%RSD	7.4825	1.9106	26.470	2.0899	6.5557	5.8379	.42701	3.6745	1.0712	4.7978	2.9284	.45380
#1	.00889	.11205	.02053	.09690	.01042	.00124	.11665	.18737	.00492	.00985	.01016	.01432
#2	.00989	.11512	.01406	.09981	.00950	.00114	.11736	.19736	.00485	.01054	.01059	.01441
Check ?	Chk Pass	Chk Pass	Chk Pass	Chk Pass	Chk Pass	Chk Pass	Chk Pass	Chk Pass	Chk Pass	Chk Pass	Chk Pass	Chk Pass
Value												
Range												

Elem	Fe2599	K_7664	Li6707	Mg2790	Mn2576	Mo2020	Na5895	Ni2316	P_1782	Pb2203	S_1820	Sb2068
Units	ppm	ppm	ppm	ppm	ppm	ppm	ppm	ppm	ppm	ppm	ppm	ppm
Avg	F **.13944**	**3.1684**	**.00932**	**.20266**	**.00973**	**.02109**	**1.2439**	**.04008**	**2.8575**	**.00977**	**.12588**	**.02251**
Stddev	.00144	.0085	.00326	.00749	.00001	.00031	.0132	.00081	.0665	.00008	.01748	.00050
%RSD	1.0357	.26736	35.012	3.6971	.10727	1.4918	1.0641	2.0206	2.3267	.86112	13.888	2.2372
#1	.13842	3.1744	.01163	.19737	.00972	.02087	1.2532	.03951	2.8105	.00983	.11352	.02216
#2	.14046	3.1624	.00701	.20796	.00973	.02131	1.2345	.04066	2.9046	.00971	.13824	.02287
Check ?	Chk Fail	Chk Pass	Chk Pass	Chk Pass	Chk Pass	Chk Pass	Chk Pass	Chk Pass	Chk Pass	Chk Pass	None	Chk Pass
Value	.10000											
Range	30.000%											

Elem	Se1960	Si2881	SiO2	Sn1899	Sr4077	Th2837	Ti3349	Tl1908	U_3701	V_2924	Zn2062	Zr3391
Units	ppm	ppm	ppm	ppm	ppm	ppm	ppm	ppm	ppm	ppm	ppm	ppm
Avg	F **.02843**	**.45815**	**.98045**	**.10592**	**.01010**	**.01752**	**.00928**	**.01383**	F **.03734**	**.01002**	**.01858**	**.01668**
Stddev	.00192	.01760	.03767	.00087	.00028	.00219	.00057	.00070	.03888	.00076	.00008	.00039
%RSD	6.7476	3.8425	3.8425	.82185	2.7718	12.501	6.1650	5.0877	104.11	7.6244	.44087	2.3222
#1	.02978	.47060	1.0071	.10653	.00990	.01598	.00888	.01432	.06484	.01056	.01864	.01640
#2	.02707	.44570	.95381	.10530	.01029	.01907	.00969	.01333	.00985	.00948	.01852	.01695
Check ?	Chk Fail	Chk Pass	Chk Pass	Chk Pass	Chk Pass	Chk Pass	Chk Pass	Chk Pass	Chk Fail	Chk Pass	Chk Pass	Chk Pass
Value	.01500								.06000			
Range	30.000%								-30.000%			

Int. Std.	Y_2243	Y_3600	Y_3774
Units	Cts/S	Cts/S	Cts/S
Avg	**2594.3**	**40517.**	**2127.8**
Stddev	42.8	87.	32.9
%RSD	1.6496	.21449	1.5461
#1	2624.5	40579.	2104.6
#2	2564.0	40456.	2151.1

Sample Name: 280-83179-C-8-B Acquired: 5/19/2016 1:50:14 Type: Unk
Method: 6500_025(v6) Mode: CONC Corr. Factor: 1.000000
User: CRHOADES Prep Date: Custom ID2: Custom ID3:
Comment: 325504 200.7 (Cu Fe Zn)

Elem	Ag3280	Al1670	As1890	B_2089	Ba4554	Be3130	Bi2230	Ca3179	Cd2288
Line	328.068 {103}	167.079 {502}	189.042 {478}	208.959 {461}	455.403 { 74}	313.042 {108}	223.061 {451}	317.933 {106}	228.802 {447}
Units	ppm	ppm	ppm	ppm	ppm	ppm	ppm	ppm	ppm
Avg	**-.00119**	**.14099**	**-.00259**	**.06768**	**.06601**	**.00020**	**.00635**	**38.903**	**.00027**
Stddev	.00011	.00084	.00970	.00200	.00038	.00028	.00494	.718	.00017
%RSD	9.5397	.59411	375.22	2.9620	.56920	137.18	77.853	1.8466	63.700
#1	-.00127	.14159	-.00944	.06910	.06628	.00040	.00985	39.411	.00015
#2	-.00111	.14040	.00427	.06626	.06575	.00001	.00285	38.395	.00039
Check ?	Chk Pass	Chk Pass	Chk Pass	Chk Pass	Chk Pass	Chk Pass	Chk Pass	Chk Pass	Chk Pass
High Limit									
Low Limit									

Elem	Co2286	Cr2055	Cu3247	Fe2599	K_7664	Li6707	Mg2790	Mn2576	Mo2020
Line	228.616 {447}	205.560 {464}	324.754 {104}	259.940 {130}	766.490 { 44}	670.784 { 50}	279.079 {121}2	257.610 {131}	202.030 {467}
Units	ppm	ppm	ppm	ppm	ppm	ppm	ppm	ppm	ppm
Avg	**-.00009**	**.00005**	**.00187**	**.15449**	**4.2449**	**.00844**	**20.224**	**.01038**	**.00190**
Stddev	.00047	.00009	.00052	.00432	.0267	.00110	.138	.00003	.00008
%RSD	537.49	185.94	27.860	2.7966	.62782	13.032	.68045	.32059	4.0685
#1	-.00042	-.00001	.00150	.15755	4.2261	.00921	20.126	.01040	.00195
#2	.00025	.00011	.00223	.15144	4.2638	.00766	20.321	.01035	.00184
Check ?	Chk Pass	Chk Pass	Chk Pass	Chk Pass	Chk Pass	Chk Pass	Chk Pass	Chk Pass	Chk Pass
High Limit									
Low Limit									

Elem	Na8183	Ni2316	P_1782	Pb2203	S_1820	Sb2068	Se1960	Si2881	SiO2
Line	818.326 { 41}	231.604 {446}	178.284 {489}	220.353 {453}	182.034 {485}	206.833 {463}	196.090 {472}	288.158 {117}	288.158 {117}2
Units	ppm	ppm	ppm	ppm	ppm	ppm	ppm	ppm	ppm
Avg	**260.90**	**-.00003**	**.01466**	**.00177**	**92.834**	**.00119**	**.00819**	**4.1765**	**8.9377**
Stddev	1.53	.00035	.00375	.00187	.434	.00085	.00200	.0170	.0364
%RSD	.58745	1120.6	25.608	105.89	.46797	71.981	24.403	.40698	.40698
#1	259.81	.00022	.01731	.00309	92.526	.00058	.00961	4.1645	8.9120
#2	261.98	-.00028	.01200	.00044	93.141	.00179	.00678	4.1885	8.9635
Check ?	Chk Pass	Chk Pass	Chk Pass	Chk Pass	Chk Pass	Chk Pass	Chk Pass	Chk Pass	Chk Pass
High Limit									
Low Limit									

Elem	Sn1899	Sr4077	Th2837	Ti3349	Tl1908	U_3701	V_2924	Zn2062	Zr3391
Line	189.989 {477}	407.771 { 83}	283.730 {119}	334.904 {101}	190.856 {477}	370.152 { 91}	292.402 {115}	206.200 {163}	339.198 { 99}
Units	ppm	ppm	ppm	ppm	ppm	ppm	ppm	ppm	ppm
Avg	**-.00096**	**.93956**	**-.00074**	**.00233**	**-.00115**	**-.03497**	**.00079**	**.00087**	**.00162**
Stddev	.00201	.01813	.00132	.00019	.00369	.00725	.00030	.00066	.00048
%RSD	209.03	1.9296	178.08	8.3085	320.61	20.727	37.563	75.501	29.738
#1	.00046	.95238	.00019	.00219	-.00376	-.02984	.00099	.00041	.00128
#2	-.00239	.92674	-.00168	.00247	.00146	-.04009	.00058	.00134	.00196
Check ?	Chk Pass	Chk Pass	Chk Pass	Chk Pass	Chk Pass	Chk Pass	Chk Pass	Chk Pass	Chk Pass
High Limit									
Low Limit									

Int. Std.	Y_2243	Y_3600	Y_3774
Line	224.306 {450}	360.073 { 94}	377.433 { 89}
Units	Cts/S	Cts/S	Cts/S
Avg	**2567.4**	**39901.**	**2173.1**
Stddev	7.7	100.	17.0
%RSD	.30116	.25116	.78284
#1	2561.9	39972.	2161.1
#2	2572.8	39831.	2185.2

Sample Name: 280-83179-C-9-B Acquired: 5/19/2016 1:52:53 Type: Unk
Method: 6500_025(v6) Mode: CONC Corr. Factor: 1.000000
User: CRHOADES Prep Date: Custom ID2: Custom ID3:
Comment: 325504 200.7 (Cu Fe Zn)

Elem	Ag3280	Al1670	As1890	B_2089	Ba4554	Be3130	Bi2230	Ca3179	Cd2288
Line	328.068 {103}	167.079 {502}	189.042 {478}	208.959 {461}	455.403 { 74}	313.042 {108}	223.061 {451}	317.933 {106}	228.802 {447}
Units	ppm	ppm	ppm	ppm	ppm	ppm	ppm	ppm	ppm
Avg	**-.00004**	**.01557**	**-.00316**	**.15832**	**.29642**	**.00027**	**.00358**	**2.4941**	**-.00034**
Stddev	.00033	.00097	.00372	.00253	.00060	.00012	.00101	.0077	.00029
%RSD	891.75	6.2564	117.60	1.6005	.20385	43.710	28.134	.30860	84.052
#1	-.00027	.01626	-.00580	.15652	.29600	.00035	.00429	2.4887	-.00014
#2	.00020	.01489	-.00053	.16011	.29685	.00018	.00287	2.4996	-.00055
Check ?	Chk Pass	Chk Pass	Chk Pass	Chk Pass	Chk Pass	Chk Pass	Chk Pass	Chk Pass	Chk Pass
High Limit									
Low Limit									

Elem	Co2286	Cr2055	Cu3247	Fe2599	K_7664	Li6707	Mg2790	Mn2576	Mo2020
Line	228.616 {447}	205.560 {464}	324.754 {104}	259.940 {130}	766.490 { 44}	670.784 { 50}	279.079 {121}2	257.610 {131}	202.030 {467}
Units	ppm	ppm	ppm	ppm	ppm	ppm	ppm	ppm	ppm
Avg	**-.00035**	**.00066**	**.00174**	**.57688**	**2.0661**	**.06692**	**.31830**	**.01106**	**.00069**
Stddev	.00060	.00026	.00049	.00144	.0427	.00091	.01242	.00005	.00027
%RSD	170.83	39.319	28.078	.24886	2.0649	1.3661	3.9020	.42859	39.896
#1	.00007	.00048	.00208	.57586	2.0360	.06628	.30952	.01103	.00049
#2	-.00077	.00084	.00139	.57789	2.0963	.06757	.32709	.01109	.00088
Check ?	Chk Pass	Chk Pass	Chk Pass	Chk Pass	Chk Pass	Chk Pass	Chk Pass	Chk Pass	Chk Pass
High Limit									
Low Limit									

Elem	Na8183	Ni2316	P_1782	Pb2203	S_1820	Sb2068	Se1960	Si2881	SiO2
Line	818.326 { 41}	231.604 {446}	178.284 {489}	220.353 {453}	182.034 {485}	206.833 {463}	196.090 {472}	288.158 {117}	288.158 {117}2
Units	ppm	ppm	ppm	ppm	ppm	ppm	ppm	ppm	ppm
Avg	**392.83**	**.00003**	**.02851**	**.00187**	**.23650**	**.00116**	**.00161**	**9.1173**	**19.511**
Stddev	4.70	.00021	.00465	.00174	.00175	.00078	.00038	.0161	.034
%RSD	1.1965	643.44	16.292	92.825	.74068	66.822	23.938	.17640	.17640
#1	389.51	.00018	.02523	.00064	.23774	.00171	.00188	9.1287	19.535
#2	396.15	-.00011	.03180	.00310	.23526	.00061	.00134	9.1059	19.487
Check ?	Chk Pass	Chk Pass	Chk Pass	Chk Pass	Chk Pass	Chk Pass	Chk Pass	Chk Pass	Chk Pass
High Limit									
Low Limit									

Elem	Sn1899	Sr4077	Th2837	Ti3349	Tl1908	U_3701	V_2924	Zn2062	Zr3391
Line	189.989 {477}	407.771 { 83}	283.730 {119}	334.904 {101}	190.856 {477}	370.152 { 91}	292.402 {115}	206.200 {163}	339.198 { 99}
Units	ppm	ppm	ppm	ppm	ppm	ppm	ppm	ppm	ppm
Avg	**-.00018**	**.36209**	**.00136**	**-.00029**	**-.00280**	**-.01393**	**.00083**	**-.00013**	**-.00323**
Stddev	.00107	.00488	.00011	.00046	.00155	.04288	.00085	.00088	.00494
%RSD	590.29	1.3489	8.3699	160.00	55.427	307.76	101.73	656.92	153.08
#1	.00058	.35863	.00144	-.00061	-.00389	-.04425	.00143	.00049	.00027
#2	-.00094	.36554	.00128	.00004	-.00170	.01639	.00023	-.00075	-.00672
Check ?	Chk Pass	Chk Pass	Chk Pass	Chk Pass	Chk Pass	Chk Pass	Chk Pass	Chk Pass	Chk Pass
High Limit									
Low Limit									

Int. Std.	Y_2243	Y_3600	Y_3774
Line	224.306 {450}	360.073 { 94}	377.433 { 89}
Units	Cts/S	Cts/S	Cts/S
Avg	**2604.5**	**40150.**	**2191.2**
Stddev	50.2	186.	34.0
%RSD	1.9260	.46364	1.5534
#1	2640.0	40281.	2215.2
#2	2569.0	40018.	2167.1

Sample Name: 280-83179-C-10-D Acquired: 5/19/2016 1:55:33 Type: Unk
Method: 6500_025(v6) Mode: CONC Corr. Factor: 1.000000
User: CRHOADES Prep Date: Custom ID2: Custom ID3:
Comment: 325504 200.7 (Cu Fe Zn)

Elem	Ag3280	Al3092	As1890	B_2089	Ba4554	Be3130	Bi2230	Ca3179	Cd2288
Line	328.068 {103}	309.271 {109}	189.042 {478}	208.959 {461}	455.403 { 74}	313.042 {108}	223.061 {451}	317.933 {106}	228.802 {447}
Units	ppm	ppm	ppm	ppm	ppm	ppm	ppm	ppm	ppm
Avg	**-.00088**	**3.4946**	**-.00219**	**.00639**	**.05986**	**.00053**	**.00378**	**16.069**	**-.00020**
Stddev	.00121	.0009	.00218	.00036	.00000	.00008	.00231	.108	.00054
%RSD	138.25	.02616	99.405	5.6712	.00124	15.777	61.169	.67095	269.96
#1	-.00173	3.4952	-.00065	.00613	.05986	.00059	.00542	15.993	-.00059
#2	-.00002	3.4939	-.00373	.00664	.05987	.00047	.00215	16.146	.00018
Check ?	Chk Pass	Chk Pass	Chk Pass	Chk Pass	Chk Pass	Chk Pass	Chk Pass	Chk Pass	Chk Pass
High Limit									
Low Limit									

Elem	Co2286	Cr2055	Cu3247	Fe2599	K_7664	Li6707	Mg2790	Mn2576	Mo2020
Line	228.616 {447}	205.560 {464}	324.754 {104}	259.940 {130}	766.490 { 44}	670.784 { 50}	279.079 {121}2	257.610 {131}	202.030 {467}
Units	ppm	ppm	ppm	ppm	ppm	ppm	ppm	ppm	ppm
Avg	**.00076**	**.00243**	**.00246**	**2.1040**	**1.8405**	**.00282**	**2.9875**	**.06619**	**-.00024**
Stddev	.00058	.00041	.00016	.0159	.0875	.00502	.0085	.00011	.00006
%RSD	76.394	16.829	6.6354	.75764	4.7521	178.13	.28355	.17296	23.612
#1	.00035	.00272	.00235	2.0927	1.9024	-.00073	2.9815	.06611	-.00020
#2	.00118	.00214	.00258	2.1153	1.7787	.00636	2.9935	.06627	-.00028
Check ?	Chk Pass	Chk Pass	Chk Pass	Chk Pass	Chk Pass	Chk Pass	Chk Pass	Chk Pass	Chk Pass
High Limit									
Low Limit									

Elem	Na5895	Ni2316	P_1782	Pb2203	S_1820	Sb2068	Se1960	Si2881	SiO2
Line	589.592 { 57}	231.604 {446}	178.284 {489}	220.353 {453}	182.034 {485}	206.833 {463}	196.090 {472}	288.158 {117}	288.158 {117}2
Units	ppm	ppm	ppm	ppm	ppm	ppm	ppm	ppm	ppm
Avg	**4.3201**	**.00131**	**.07512**	**.00118**	**3.2717**	**.00208**	**.00074**	**9.8712**	**21.124**
Stddev	.0141	.00044	.00266	.00126	.0256	.00452	.00513	.0638	.137
%RSD	.32704	33.481	3.5443	107.42	.78251	217.51	690.46	.64644	.64644
#1	4.3301	.00100	.07701	.00207	3.2536	-.00112	.00437	9.8260	21.028
#2	4.3101	.00162	.07324	.00028	3.2898	.00528	-.00288	9.9163	21.221
Check ?	Chk Pass	Chk Pass	Chk Pass	Chk Pass	Chk Pass	Chk Pass	Chk Pass	Chk Pass	Chk Pass
High Limit									
Low Limit									

Elem	Sn1899	Sr4077	Th2837	Ti3349	Tl1908	U_3701	V_2924	Zn2062	Zr3391
Line	189.989 {477}	407.771 { 83}	283.730 {119}	334.904 {101}	190.856 {477}	370.152 { 91}	292.402 {115}	206.200 {163}	339.198 { 99}
Units	ppm	ppm	ppm	ppm	ppm	ppm	ppm	ppm	ppm
Avg	**-.00102**	**.12184**	**-.00079**	**.08347**	**-.00035**	**.01692**	**.00562**	**.00616**	**.00093**
Stddev	.00052	.00012	.00080	.00020	.00079	.03689	.00037	.00002	.00293
%RSD	51.202	.10120	101.21	.23877	224.12	218.05	6.5333	.28532	314.36
#1	-.00140	.12176	-.00136	.08332	-.00091	-.00917	.00536	.00615	-.00114
#2	-.00065	.12193	-.00023	.08361	.00021	.04300	.00588	.00617	.00300
Check ?	Chk Pass	Chk Pass	Chk Pass	Chk Pass	Chk Pass	Chk Pass	Chk Pass	Chk Pass	Chk Pass
High Limit									
Low Limit									

Int. Std.	Y_2243	Y_3600	Y_3774
Line	224.306 {450}	360.073 { 94}	377.433 { 89}
Units	Cts/S	Cts/S	Cts/S
Avg	**2667.3**	**40841.**	**2148.2**
Stddev	27.8	153.	18.9
%RSD	1.0438	.37471	.87977
#1	2647.6	40949.	2134.9
#2	2686.9	40733.	2161.6

Sample Name: 280-83179-C-11-B Acquired: 5/19/2016 1:58:12 Type: Unk
Method: 6500_025(v6) Mode: CONC Corr. Factor: 1.000000
User: CRHOADES Prep Date: Custom ID2: Custom ID3:
Comment: 325504 200.7 (Cu Fe Zn)

Elem	Ag3280	Al3092	As1890	B_2089	Ba4554	Be3130	Bi2230	Ca3179	Cd2288
Line	328.068 {103}	309.271 {109}	189.042 {478}	208.959 {461}	455.403 { 74}	313.042 {108}	223.061 {451}	317.933 {106}	228.802 {447}
Units	ppm	ppm	ppm	ppm	ppm	ppm	ppm	ppm	ppm
Avg	**.00023**	**3.8634**	**.00230**	**.00483**	**.05760**	**.00045**	**.00182**	**14.003**	**-.00012**
Stddev	.00003	.0801	.00112	.00090	.00145	.00044	.00191	.167	.00011
%RSD	12.911	2.0724	48.867	18.629	2.5148	97.001	105.10	1.1946	95.866
#1	.00025	3.9200	.00151	.00546	.05863	.00076	.00047	14.121	-.00004
#2	.00021	3.8068	.00309	.00419	.05658	.00014	.00317	13.884	-.00020
Check ?	Chk Pass	Chk Pass	Chk Pass	Chk Pass	Chk Pass	Chk Pass	Chk Pass	Chk Pass	Chk Pass
High Limit									
Low Limit									

Elem	Co2286	Cr2055	Cu3247	Fe2599	K_7664	Li6707	Mg2790	Mn2576	Mo2020
Line	228.616 {447}	205.560 {464}	324.754 {104}	259.940 {130}	766.490 { 44}	670.784 { 50}	279.079 {121}2	257.610 {131}	202.030 {467}
Units	ppm	ppm	ppm	ppm	ppm	ppm	ppm	ppm	ppm
Avg	**.00041**	**.00273**	**.00481**	**1.7969**	**1.4065**	**.00396**	**2.0655**	**.03195**	**.00007**
Stddev	.00045	.00008	.00009	.0229	.0043	.00456	.0102	.00001	.00031
%RSD	109.42	2.9401	1.9632	1.2727	.30337	115.24	.49474	.03542	460.68
#1	.00009	.00268	.00474	1.8130	1.4035	.00073	2.0583	.03196	-.00015
#2	.00073	.00279	.00488	1.7807	1.4095	.00718	2.0727	.03194	.00028
Check ?	Chk Pass	Chk Pass	Chk Pass	Chk Pass	Chk Pass	Chk Pass	Chk Pass	Chk Pass	Chk Pass
High Limit									
Low Limit									

Elem	Na5895	Ni2316	P_1782	Pb2203	S_1820	Sb2068	Se1960	Si2881	SiO2
Line	589.592 { 57}	231.604 {446}	178.284 {489}	220.353 {453}	182.034 {485}	206.833 {463}	196.090 {472}	288.158 {117}	288.158 {117}2
Units	ppm	ppm	ppm	ppm	ppm	ppm	ppm	ppm	ppm
Avg	**2.9853**	**.00108**	**.07187**	**.00043**	**2.1490**	**.00052**	**.00844**	**10.511**	**22.493**
Stddev	.0297	.00018	.00135	.00123	.0621	.00377	.00521	.100	.213
%RSD	.99488	16.709	1.8823	286.02	2.8895	726.66	61.753	.94746	.94746
#1	3.0063	.00095	.07091	.00130	2.1929	-.00215	.01213	10.581	22.644
#2	2.9643	.00120	.07282	-.00044	2.1051	.00318	.00476	10.440	22.342
Check ?	Chk Pass	Chk Pass	Chk Pass	Chk Pass	Chk Pass	Chk Pass	Chk Pass	Chk Pass	Chk Pass
High Limit									
Low Limit									

Elem	Sn1899	Sr4077	Th2837	Ti3349	Tl1908	U_3701	V_2924	Zn2062	Zr3391
Line	189.989 {477}	407.771 { 83}	283.730 {119}	334.904 {101}	190.856 {477}	370.152 { 91}	292.402 {115}	206.200 {163}	339.198 { 99}
Units	ppm	ppm	ppm	ppm	ppm	ppm	ppm	ppm	ppm
Avg	**.00039**	**.09948**	**.00133**	**.09287**	**-.00553**	**-.01227**	**.00518**	**.00458**	**.00277**
Stddev	.00041	.00007	.00331	.00047	.00070	.07482	.00036	.00018	.00317
%RSD	106.23	.07127	249.22	.50623	12.689	609.88	6.9673	4.0378	114.52
#1	.00068	.09953	-.00101	.09320	-.00603	.04064	.00544	.00471	.00501
#2	.00010	.09943	.00367	.09254	-.00504	-.06517	.00492	.00445	.00053
Check ?	Chk Pass	Chk Pass	Chk Pass	Chk Pass	Chk Pass	Chk Pass	Chk Pass	Chk Pass	Chk Pass
High Limit									
Low Limit									

Int. Std.	Y_2243	Y_3600	Y_3774
Line	224.306 {450}	360.073 { 94}	377.433 { 89}
Units	Cts/S	Cts/S	Cts/S
Avg	**2674.9**	**42666.**	**2334.7**
Stddev	1.8	14.	27.2
%RSD	.06708	.03180	1.1629
#1	2673.6	42657.	2315.5
#2	2676.2	42676.	2353.9

Sample Name: 280-83179-C-12-B Acquired: 5/19/2016 2:00:51 Type: Unk
Method: 6500_025(v6) Mode: CONC Corr. Factor: 1.000000
User: CRHOADES Prep Date: Custom ID2: Custom ID3:
Comment: 325504 200.7 (Cu Fe Zn)

Elem	Ag3280	Al3092	As1890	B_2089	Ba4554	Be3130	Bi2230	Ca3179	Cd2288
Line	328.068 {103}	309.271 {109}	189.042 {478}	208.959 {461}	455.403 { 74}	313.042 {108}	223.061 {451}	317.933 {106}	228.802 {447}
Units	ppm	ppm	ppm	ppm	ppm	ppm	ppm	ppm	ppm
Avg	**-.00066**	**3.9949**	**-.00360**	**.00717**	**.07531**	**.00036**	**.00487**	**18.794**	**-.00022**
Stddev	.00010	.0820	.00322	.00002	.00141	.00012	.00233	.415	.00035
%RSD	15.110	2.0517	89.387	.21223	1.8738	34.308	47.877	2.2055	158.41
#1	-.00073	4.0528	-.00588	.00716	.07631	.00044	.00322	19.088	-.00047
#2	-.00059	3.9369	-.00133	.00718	.07431	.00027	.00652	18.501	.00003
Check ?	Chk Pass	Chk Pass	Chk Pass	Chk Pass	Chk Pass	Chk Pass	Chk Pass	Chk Pass	Chk Pass
High Limit									
Low Limit									

Elem	Co2286	Cr2055	Cu3247	Fe2599	K_7664	Li6707	Mg2790	Mn2576	Mo2020
Line	228.616 {447}	205.560 {464}	324.754 {104}	259.940 {130}	766.490 { 44}	670.784 { 50}	279.079 {121}2	257.610 {131}	202.030 {467}
Units	ppm	ppm	ppm	ppm	ppm	ppm	ppm	ppm	ppm
Avg	**.00103**	**.00318**	**.00232**	**3.4359**	**1.6058**	**.00200**	**3.9777**	**.12481**	**-.00032**
Stddev	.00013	.00007	.00044	.0106	.0227	.00584	.0112	.00004	.00004
%RSD	12.897	2.2164	18.822	.30745	1.4116	292.40	.28171	.03102	13.827
#1	.00094	.00313	.00262	3.4285	1.5897	-.00213	3.9856	.12484	-.00035
#2	.00112	.00323	.00201	3.4434	1.6218	.00613	3.9697	.12478	-.00029
Check ?	Chk Pass	Chk Pass	Chk Pass	Chk Pass	Chk Pass	Chk Pass	Chk Pass	Chk Pass	Chk Pass
High Limit									
Low Limit									

Elem	Na5895	Ni2316	P_1782	Pb2203	S_1820	Sb2068	Se1960	Si2881	SiO2
Line	589.592 { 57}	231.604 {446}	178.284 {489}	220.353 {453}	182.034 {485}	206.833 {463}	196.090 {472}	288.158 {117}	288.158 {117}2
Units	ppm	ppm	ppm	ppm	ppm	ppm	ppm	ppm	ppm
Avg	**6.5386**	**.00169**	**.11317**	**.00266**	**3.4808**	**.00137**	**.00295**	**11.897**	**25.460**
Stddev	.0059	.00044	.00251	.00100	.0362	.00045	.00423	.060	.129
%RSD	.09017	26.111	2.2172	37.481	1.0400	32.821	143.15	.50798	.50798
#1	6.5428	.00200	.11495	.00196	3.4552	.00105	-.00004	11.940	25.551
#2	6.5345	.00138	.11140	.00337	3.5064	.00168	.00594	11.854	25.368
Check ?	Chk Pass	Chk Pass	Chk Pass	Chk Pass	Chk Pass	Chk Pass	Chk Pass	Chk Pass	Chk Pass
High Limit									
Low Limit									

Elem	Sn1899	Sr4077	Th2837	Ti3349	Tl1908	U_3701	V_2924	Zn2062	Zr3391
Line	189.989 {477}	407.771 { 83}	283.730 {119}	334.904 {101}	190.856 {477}	370.152 { 91}	292.402 {115}	206.200 {163}	339.198 { 99}
Units	ppm	ppm	ppm	ppm	ppm	ppm	ppm	ppm	ppm
Avg	**-.00059**	**.14981**	**.00231**	**.09574**	**-.00297**	**-.04013**	**.00715**	**.00988**	**.00031**
Stddev	.00217	.00009	.00387	.00401	.00545	.02717	.00025	.00037	.00082
%RSD	366.59	.05947	167.25	4.1847	183.34	67.705	3.5394	3.7636	266.00
#1	.00094	.14987	.00505	.09291	-.00683	-.05935	.00697	.00962	-.00027
#2	-.00213	.14975	-.00042	.09858	.00088	-.02092	.00732	.01014	.00089
Check ?	Chk Pass	Chk Pass	Chk Pass	Chk Pass	Chk Pass	Chk Pass	Chk Pass	Chk Pass	Chk Pass
High Limit									
Low Limit									

Int. Std.	Y_2243	Y_3600	Y_3774
Line	224.306 {450}	360.073 { 94}	377.433 { 89}
Units	Cts/S	Cts/S	Cts/S
Avg	**2616.2**	**40406.**	**2220.5**
Stddev	78.0	129.	9.8
%RSD	2.9818	.31986	.44086
#1	2561.0	40315.	2227.4
#2	2671.3	40498.	2213.5

Sample Name: 280-83179-C-13-A Acquired: 5/19/2016 2:03:30 Type: Unk
Method: 6500_025(v6) Mode: CONC Corr. Factor: 1.000000
User: CRHOADES Prep Date: Custom ID2: Custom ID3:
Comment: 325504 200.7 (Cu Fe Zn)

Elem	Ag3280	Al3092	As1890	B_2089	Ba4554	Be3130	Bi2230	Ca3179	Cd2288
Line	328.068 {103}	309.271 {109}	189.042 {478}	208.959 {461}	455.403 { 74}	313.042 {108}	223.061 {451}	317.933 {106}	228.802 {447}
Units	ppm	ppm	ppm	ppm	ppm	ppm	ppm	ppm	ppm
Avg	**-.00010**	**6.3979**	**-.00330**	**.00932**	**.10987**	**.00027**	**-.00134**	**25.692**	**-.00008**
Stddev	.00048	.1407	.00322	.00015	.00226	.00001	.00126	.447	.00040
%RSD	482.67	2.1993	97.750	1.6417	2.0549	1.8831	94.441	1.7390	499.99
#1	-.00044	6.4974	-.00102	.00943	.11147	.00027	-.00223	26.007	-.00036
#2	.00024	6.2984	-.00557	.00921	.10827	.00027	-.00044	25.376	.00020
Check ?	Chk Pass	Chk Pass	Chk Pass	Chk Pass	Chk Pass	Chk Pass	Chk Pass	Chk Pass	Chk Pass
High Limit									
Low Limit									

Elem	Co2286	Cr2055	Cu3247	Fe2599	K_7664	Li6707	Mg2790	Mn2576	Mo2020
Line	228.616 {447}	205.560 {464}	324.754 {104}	259.940 {130}	766.490 { 44}	670.784 { 50}	279.079 {121}2	257.610 {131}	202.030 {467}
Units	ppm	ppm	ppm	ppm	ppm	ppm	ppm	ppm	ppm
Avg	**.00207**	**.00549**	**.00569**	**5.6580**	**2.3513**	**.00594**	**5.9076**	**.15060**	**-.00054**
Stddev	.00026	.00052	.00037	.0293	.0613	.00302	.0294	.00057	.00044
%RSD	12.662	9.4777	6.4819	.51861	2.6065	50.920	.49694	.38008	81.553
#1	.00225	.00512	.00595	5.6787	2.3947	.00808	5.8869	.15019	-.00023
#2	.00188	.00586	.00543	5.6372	2.3080	.00380	5.9284	.15100	-.00086
Check ?	Chk Pass	Chk Pass	Chk Pass	Chk Pass	Chk Pass	Chk Pass	Chk Pass	Chk Pass	Chk Pass
High Limit									
Low Limit									

Elem	Na5895	Na8183	Ni2316	P_1782	Pb2203	S_1820	Sb2068	Se1960	Si2881
Line	589.592 { 57}	818.326 { 41}	231.604 {446}	178.284 {489}	220.353 {453}	182.034 {485}	206.833 {463}	196.090 {472}	288.158 {117}
Units	ppm	ppm	ppm	ppm	ppm	ppm	ppm	ppm	ppm
Avg	**8.2941**	W **10.343**	**.00385**	**.17053**	**.00072**	**6.1869**	**.00202**	**.00513**	**15.686**
Stddev	.0132	.499	.00037	.00098	.00057	.0821	.00586	.00466	.032
%RSD	.15968	4.8257	9.7273	.57756	79.050	1.3268	290.51	90.849	.20681
#1	8.2847	10.696	.00412	.17122	.00032	6.1289	.00616	.00843	15.709
#2	8.3035	9.9897	.00359	.16983	.00112	6.2450	-.00212	.00183	15.663
Check ?	Chk Pass	Chk Warn	Chk Pass	Chk Pass	Chk Pass	Chk Pass	Chk Pass	Chk Pass	Chk Pass
High Limit		500.00							
Low Limit		11.000							

Elem	SiO2	Sn1899	Sr4077	Th2837	Ti3349	Tl1908	U_3701	V_2924	Zn2062
Line	288.158 {117}2	189.989 {477}	407.771 { 83}	283.730 {119}	334.904 {101}	190.856 {477}	370.152 { 91}	292.402 {115}	206.200 {163}
Units	ppm	ppm	ppm	ppm	ppm	ppm	ppm	ppm	ppm
Avg	**33.568**	**-.00050**	**.22102**	**.00317**	**.14722**	**-.00441**	**.00523**	**.01070**	**.01605**
Stddev	.069	.00113	.00068	.00049	.00050	.00058	.05361	.00047	.00048
%RSD	.20681	226.15	.30655	15.386	.33752	13.139	1025.0	4.4170	3.0020
#1	33.617	-.00130	.22054	.00282	.14686	-.00482	-.03268	.01103	.01571
#2	33.519	.00030	.22150	.00351	.14757	-.00400	.04314	.01037	.01639
Check ?	Chk Pass	Chk Pass	Chk Pass	Chk Pass	Chk Pass	Chk Pass	Chk Pass	Chk Pass	Chk Pass
High Limit									
Low Limit									

Elem	Zr3391
Line	339.198 { 99}
Units	ppm
Avg	**.00456**
Stddev	.00038
%RSD	8.4298
#1	.00483
#2	.00429
Check ?	Chk Pass
High Limit	
Low Limit	

Sample Name: 280-83179-C-13-A Acquired: 5/19/2016 2:03:30 Type: Unk
Method: 6500_025(v6) Mode: CONC Corr. Factor: 1.000000
User: CRHOADES Prep Date: Custom ID2: Custom ID3:
Comment: 325504 200.7 (Cu Fe Zn)

Int. Std.	Y_2243	Y_3600	Y_3774
Line	224.306 {450}	360.073 { 94}	377.433 { 89}
Units	Cts/S	Cts/S	Cts/S
Avg	**2591.7**	**41354.**	**2171.4**
Stddev	26.3	158.	84.1
%RSD	1.0144	.38154	3.8720
#1	2610.3	41466.	2112.0
#2	2573.1	41243.	2230.9

Sample Name: CCVH-3894253 Acquired: 5/19/2016 2:06:07 Type: QC
Method: 6500_025(v6) Mode: CONC Corr. Factor: 1.000000
User: CRHOADES Prep Date: Custom ID2: Custom ID3:
Comment:

Elem	Ag3280	Al3092	As1890	B_2089	Ba4554	Be3130	Bi2230	Ca3179	Cd2288	Co2286	Cr2055
Units	ppm	ppm	ppm	ppm	ppm	ppm	ppm	ppm	ppm	ppm	ppm
Avg	**-.00089**	**53.315**	**-.00825**	**.00196**	**.00026**	**.00038**	W **1.0905**	**-.01106**	**-.00034**	**-.00108**	**.00032**
Stddev	.00018	.664	.00199	.00037	.00012	.00004	.0315	.00455	.00005	.00027	.00029
%RSD	20.214	1.2448	24.138	18.824	46.906	10.435	2.8859	41.105	13.595	24.788	92.444
#1	-.00077	52.846	-.00684	.00170	.00017	.00041	1.1128	-.00784	-.00037	-.00127	.00011
#2	-.00102	53.785	-.00966	.00222	.00034	.00035	1.0683	-.01427	-.00031	-.00089	.00052
Check ?	None	Chk Pass	None	None	None	None	Chk Warn	None	None	None	None
Value							1.0000				
Range							5.0000%				

Elem	Cu3247	Fe2714	K_7664	Li6707	Mg2790	Mn2576	Mo2020	Na8183	Ni2316	P_1782	Pb2203
Units	ppm	ppm	ppm	ppm	ppm	ppm	ppm	ppm	ppm	ppm	ppm
Avg	**-.00098**	**48.957**	**.04709**	**.00217**	**.02504**	**-.00009**	**-.00150**	**255.61**	**.00157**	**.00465**	**-.00040**
Stddev	.00035	.701	.06848	.00053	.00071	.00002	.00038	.46	.00001	.00092	.00213
%RSD	35.225	1.4311	145.44	24.489	2.8430	21.984	25.437	.17882	.74325	19.726	534.78
#1	-.00122	49.453	-.00134	.00254	.02554	-.00010	-.00177	255.94	.00158	.00400	-.00190
#2	-.00074	48.462	.09551	.00179	.02453	-.00007	-.00123	255.29	.00156	.00530	.00111
Check ?	None	Chk Pass	None	None	None	None	None	Chk Pass	None	None	None
Value											
Range											

Elem	S_1820	Sb2068	Se1960	Si2881	SiO2	Sn1899	Sr4077	Th2837	Ti3349	Tl1908	U_3701
Units	ppm	ppm	ppm	ppm	ppm	ppm	ppm	ppm	ppm	ppm	ppm
Avg	**5.2235**	**-.00866**	**.00308**	**-.00400**	**-.00857**	**.00087**	**.00039**	W **4.5848**	**.00673**	**-.00801**	W **10.594**
Stddev	.1240	.00019	.00409	.00117	.00249	.00029	.00017	.0115	.00004	.00215	.065
%RSD	2.3736	2.1772	132.84	29.103	29.103	33.068	44.356	.25135	.66294	26.875	.61419
#1	5.3112	-.00879	.00597	-.00318	-.00680	.00108	.00051	4.5929	.00677	-.00953	10.640
#2	5.1358	-.00852	.00019	-.00483	-.01033	.00067	.00027	4.5766	.00670	-.00649	10.548
Check ?	Chk Pass	None	None	None	None	None	None	Chk Warn	None	None	Chk Warn
Value								5.0000			10.000
Range								-5.0000%			5.0000%

Elem	V_2924	Zn2062	Zr3391
Units	ppm	ppm	ppm
Avg	**.01010**	**-.00058**	**.05054**
Stddev	.00003	.00030	.00464
%RSD	.30169	51.915	9.1792
#1	.01012	-.00037	.05382
#2	.01008	-.00079	.04726
Check ?	None	None	None
Value			
Range			

Int. Std.	Y_2243	Y_3600	Y_3774
Units	Cts/S	Cts/S	Cts/S
Avg	**2516.1**	**39007.**	**2093.9**
Stddev	18.1	3.	47.1
%RSD	.71822	.00835	2.2488
#1	2503.3	39010.	2127.2
#2	2528.9	39005.	2060.6

Sample Name: CCV-3894251 Acquired: 5/19/2016 2:08:43 Type: QC
Method: 6500_025(v6) Mode: CONC Corr. Factor: 1.000000
User: CRHOADES Prep Date: Custom ID2: Custom ID3:
Comment:

Elem	Ag3280	Al1670	As1890	B_2089	Ba4554	Be3130	Bi2230	Ca3179	Cd2288	Co2286	Cr2055	Cu3247
Units	ppm	ppm	ppm	ppm	ppm	ppm	ppm	ppm	ppm	ppm	ppm	ppm
Avg	**.48944**	F **.55753**	**1.0451**	**.48412**	**.50233**	**.45394**	**.00059**	**4.8862**	**.49188**	**.49430**	**.50033**	**.51558**
Stddev	.00046	.00302	.0026	.00054	.00628	.00523	.00222	.0555	.00029	.00163	.00178	.00003
%RSD	.09422	.54084	.24352	.11135	1.2494	1.1520	375.49	1.1363	.05826	.33001	.35675	.00625
#1	.48977	.55540	1.0469	.48374	.50677	.45764	-.00098	4.9255	.49168	.49315	.50160	.51561
#2	.48912	.55966	1.0433	.48450	.49789	.45024	.00216	4.8469	.49208	.49546	.49907	.51556
Check ?	Chk Pass	Chk Fail	Chk Pass	Chk Pass	Chk Pass	Chk Pass	None	Chk Pass	Chk Pass	Chk Pass	Chk Pass	Chk Pass
Value		.50000										
Range		10.490%										

Elem	Fe2599	K_7664	Li6707	Mg2790	Mn2576	Mo2020	Na5895	Ni2316	P_1782	Pb2203	S_1820	Sb2068
Units	ppm	ppm	ppm	ppm	ppm	ppm	ppm	ppm	ppm	ppm	ppm	ppm
Avg	**2.3397**	**48.340**	**.96393**	**18.893**	**.46328**	**.50485**	**5.1245**	**.48305**	**.96021**	**.99710**	**.09877**	**.97687**
Stddev	.0024	.553	.00192	.044	.00152	.00068	.0154	.00020	.00391	.00561	.00149	.00107
%RSD	.10178	1.1450	.19961	.23061	.32882	.13533	.30018	.04174	.40677	.56239	1.5050	.10917
#1	2.3413	48.731	.96257	18.924	.46436	.50533	5.1136	.48319	.96297	1.0011	.09982	.97612
#2	2.3380	47.948	.96529	18.862	.46220	.50436	5.1354	.48291	.95745	.99313	.09772	.97762
Check ?	Chk Pass	Chk Pass	Chk Pass	Chk Pass	Chk Pass	Chk Pass	Chk Pass	Chk Pass	Chk Pass	Chk Pass	None	Chk Pass
Value												
Range												

Elem	Se1960	Si2881	SiO2	Sn1899	Sr4077	Th2837	Ti3349	Tl1908	U_3701	V_2924	Zn2062	Zr3391
Units	ppm	ppm	ppm	ppm	ppm	ppm	ppm	ppm	ppm	ppm	ppm	ppm
Avg	**1.0438**	**4.7916**	**10.254**	**1.0140**	**.46553**	**.00102**	**.45687**	**1.0392**	**.02245**	**.48453**	**.45703**	**.50753**
Stddev	.0084	.0565	.121	.0042	.00562	.00009	.00034	.0058	.04696	.00160	.00113	.00042
%RSD	.80141	1.1796	1.1796	.41372	1.2076	8.9800	.07379	.55683	209.19	.33078	.24714	.08355
#1	1.0497	4.7517	10.169	1.0169	.46951	.00108	.45711	1.0433	-.01076	.48566	.45783	.50783
#2	1.0379	4.8316	10.340	1.0110	.46156	.00095	.45663	1.0351	.05566	.48339	.45623	.50723
Check ?	Chk Pass	Chk Pass	Chk Pass	Chk Pass	Chk Pass	None	Chk Pass	Chk Pass	None	Chk Pass	Chk Pass	Chk Pass
Value												
Range												

Int. Std.	Y_2243	Y_3600	Y_3774
Units	Cts/S	Cts/S	Cts/S
Avg	**2540.6**	**40115.**	**2139.7**
Stddev	5.5	332.	11.4
%RSD	.21520	.82787	.53320
#1	2536.7	39880.	2131.7
#2	2544.5	40349.	2147.8

Sample Name: CCB Acquired: 5/19/2016 2:11:14 Type: QC
Method: 6500_025(v6) Mode: CONC Corr. Factor: 1.000000
User: CRHOADES Prep Date: Custom ID2: Custom ID3:
Comment:

Elem	Ag3280	Al1670	As1890	B_2089	Ba4554	Be3130	Bi2230	Ca3179	Cd2288	Co2286	Cr2055
Units	ppm	ppm	ppm	ppm	ppm	ppm	ppm	ppm	ppm	ppm	ppm
Avg	**-.00092**	**-.00019**	**.00138**	**-.00027**	**-.00105**	**.00027**	**.00529**	**-.02441**	**-.00017**	**-.00025**	**-.00003**
Stddev	.00038	.00031	.00625	.00120	.00032	.00022	.00561	.01073	.00031	.00002	.00038
%RSD	41.202	169.62	451.68	444.95	30.079	79.777	106.21	43.960	180.73	8.7270	1534.3
#1	-.00065	.00004	-.00304	.00058	-.00127	.00043	.00132	-.03199	-.00039	-.00024	-.00030
#2	-.00118	-.00041	.00580	-.00112	-.00083	.00012	.00926	-.01682	.00005	-.00027	.00025
Check ?	Chk Pass	Chk Pass	Chk Pass	Chk Pass	Chk Pass	Chk Pass	Chk Pass	Chk Pass	Chk Pass	Chk Pass	Chk Pass
High Limit											
Low Limit											

Elem	Cu3247	Fe2599	K_7664	Li6707	Mg2790	Mn2576	Mo2020	Na5895	Ni2316	P_1782	Pb2203
Units	ppm	ppm	ppm	ppm	ppm	ppm	ppm	ppm	ppm	ppm	ppm
Avg	**-.00096**	W **.06259**	**.04150**	**.00049**	**.00078**	**.00078**	**.00132**	**.17405**	**-.00035**	**-.00003**	**.00061**
Stddev	.00015	.00767	.00792	.00201	.00308	.00008	.00036	.00534	.00038	.00429	.00124
%RSD	15.997	12.248	19.091	410.38	393.73	10.634	27.418	3.0698	106.00	15681.	203.89
#1	-.00085	.06802	.04710	-.00093	-.00140	.00084	.00106	.17027	-.00062	.00301	-.00027
#2	-.00107	.05717	.03589	.00192	.00296	.00072	.00158	.17783	-.00009	-.00306	.00149
Check ?	Chk Pass	Chk Warn	Chk Pass	Chk Pass	Chk Pass	Chk Pass	Chk Pass	Chk Pass	Chk Pass	Chk Pass	Chk Pass
High Limit		.05000									
Low Limit		-.05000									

Elem	S_1820	Sb2068	Se1960	Si2881	SiO2	Sn1899	Sr4077	Th2837	Ti3349	Tl1908	U_3701
Units	ppm	ppm	ppm	ppm	ppm	ppm	ppm	ppm	ppm	ppm	ppm
Avg	W **.09374**	W **.00301**	W **.01114**	**-.03057**	**-.06542**	**.00084**	**.00012**	**.00114**	**.00008**	**.00078**	**.02573**
Stddev	.00390	.00213	.00229	.00204	.00436	.00036	.00035	.00410	.00019	.00258	.02071
%RSD	4.1552	70.990	20.534	6.6623	6.6623	43.324	291.69	359.83	243.06	331.41	80.474
#1	.09099	.00150	.01275	-.03201	-.06850	.00058	-.00013	.00404	.00021	-.00105	.01109
#2	.09650	.00452	.00952	-.02913	-.06234	.00109	.00036	-.00176	-.00006	.00261	.04038
Check ?	Chk Warn	Chk Warn	Chk Warn	Chk Pass	Chk Pass	Chk Pass	Chk Pass	Chk Pass	Chk Pass	Chk Pass	Chk Pass
High Limit	.05000	.00100	.00750								
Low Limit	-.20000	-.00100	-.01500								

Elem	V_2924	Zn2062	Zr3391
Units	ppm	ppm	ppm
Avg	**.00028**	**-.00062**	**.00051**
Stddev	.00055	.00017	.00207
%RSD	196.97	27.108	405.23
#1	.00067	-.00050	.00197
#2	-.00011	-.00074	-.00095
Check ?	Chk Pass	Chk Pass	Chk Pass
High Limit			
Low Limit			

Int. Std.	Y_2243	Y_3600	Y_3774
Units	Cts/S	Cts/S	Cts/S
Avg	**2650.5**	**41227.**	**2147.4**
Stddev	49.3	51.	29.1
%RSD	1.8594	.12420	1.3557
#1	2615.6	41263.	2168.0
#2	2685.3	41190.	2126.8

Sample Name: CCVL-3897520 Acquired: 5/19/2016 2:13:36 Type: QC
Method: 6500_025(v6) Mode: CONC Corr. Factor: 1.000000
User: CRHOADES Prep Date: Custom ID2: Custom ID3:
Comment:

Elem	Ag3280	Al1670	As1890	B_2089	Ba4554	Be3130	Bi2230	Ca3179	Cd2288	Co2286	Cr2055	Cu3247
Units	ppm	ppm	ppm	ppm	ppm	ppm	ppm	ppm	ppm	ppm	ppm	ppm
Avg	**.01008**	**.11664**	**.01502**	**.09933**	**.01013**	**.00111**	**.11278**	**.19858**	**.00494**	**.01025**	**.01079**	**.01437**
Stddev	.00008	.00076	.00846	.00006	.00024	.00003	.00045	.01080	.00003	.00029	.00030	.00018
%RSD	.79378	.65149	56.284	.06496	2.3691	2.7007	.40274	5.4400	.59669	2.7980	2.8157	1.2781
#1	.01003	.11718	.02100	.09938	.01030	.00113	.11246	.20622	.00492	.01005	.01058	.01450
#2	.01014	.11610	.00904	.09929	.00997	.00109	.11310	.19094	.00496	.01045	.01101	.01424
Check ?	Chk Pass	Chk Pass	Chk Pass	Chk Pass	Chk Pass	Chk Pass	Chk Pass	Chk Pass	Chk Pass	Chk Pass	Chk Pass	Chk Pass
Value												
Range												

Elem	Fe2599	K_7664	Li6707	Mg2790	Mn2576	Mo2020	Na5895	Ni2316	P_1782	Pb2203	S_1820	Sb2068
Units	ppm	ppm	ppm	ppm	ppm	ppm	ppm	ppm	ppm	ppm	ppm	ppm
Avg	**.10528**	**3.1316**	**.00718**	**.20088**	**.00979**	**.02104**	**1.2427**	**.04065**	**2.8981**	**.00930**	**.08443**	**.02575**
Stddev	.00375	.0526	.00262	.00099	.00011	.00029	.0208	.00056	.0096	.00069	.00338	.00430
%RSD	3.5586	1.6785	36.437	.49144	1.1675	1.3921	1.6696	1.3731	.33092	7.3757	4.0001	16.680
#1	.10793	3.0944	.00533	.20018	.00987	.02083	1.2280	.04025	2.8913	.00881	.08204	.02879
#2	.10263	3.1687	.00903	.20158	.00971	.02125	1.2574	.04104	2.9048	.00978	.08682	.02272
Check ?	Chk Pass	Chk Pass	Chk Pass	Chk Pass	Chk Pass	Chk Pass	Chk Pass	Chk Pass	Chk Pass	Chk Pass	None	Chk Pass
Value												
Range												

Elem	Se1960	Si2881	SiO2	Sn1899	Sr4077	Th2837	Ti3349	Tl1908	U_3701	V_2924	Zn2062	Zr3391
Units	ppm	ppm	ppm	ppm	ppm	ppm	ppm	ppm	ppm	ppm	ppm	ppm
Avg	F **.02306**	**.52111**	**1.1152**	**.10503**	**.00997**	**.01663**	**.00960**	**.01417**	F **.00300**	**.01030**	**.01880**	**.01790**
Stddev	.00203	.00839	.0180	.00051	.00008	.00095	.00020	.00011	.03925	.00139	.00019	.00158
%RSD	8.7956	1.6092	1.6092	.48786	.82718	5.7040	2.0682	.75837	1308.7	13.483	1.0073	8.8058
#1	.02162	.52704	1.1279	.10539	.01003	.01596	.00946	.01409	.03076	.01128	.01894	.01901
#2	.02449	.51518	1.1025	.10467	.00991	.01730	.00974	.01424	-.02476	.00932	.01867	.01678
Check ?	Chk Fail	Chk Pass	Chk Pass	Chk Pass	Chk Pass	Chk Pass	Chk Pass	Chk Pass	Chk Fail	Chk Pass	Chk Pass	Chk Pass
Value	.01500								.06000			
Range	30.000%								-30.000%			

Int. Std.	Y_2243	Y_3600	Y_3774
Units	Cts/S	Cts/S	Cts/S
Avg	**2631.7**	**41613.**	**2144.9**
Stddev	.2	40.	18.0
%RSD	.00876	.09604	.83727
#1	2631.8	41641.	2132.2
#2	2631.5	41584.	2157.6

Sample Name: MB 280-325785/1-A Acquired: 5/19/2016 2:16:17 Type: Unk
Method: 6500_025(v6) Mode: CONC Corr. Factor: 1.000000
User: CRHOADES Prep Date: 5/18 Custom ID2: Custom ID3:
Comment: 325785 200.7

Elem	Ag3280	Al1670	As1890	B_2089	Ba4554	Be3130	Bi2230	Ca3179	Cd2288
Line	328.068 {103}	167.079 {502}	189.042 {478}	208.959 {461}	455.403 { 74}	313.042 {108}	223.061 {451}	317.933 {106}	228.802 {447}
Units	ppm	ppm	ppm	ppm	ppm	ppm	ppm	ppm	ppm
Avg	F **.04887**	F **2.0585**	F **1.0339**	F **.96742**	F **1.9840**	F **.04533**	F **2.1202**	F **47.473**	F **.09503**
Stddev	.00043	.0885	.0367	.03799	.0728	.00139	.1002	1.826	.00399
%RSD	.88453	4.2982	3.5536	3.9271	3.6684	3.0768	4.7257	3.8458	4.1961
#1	.04857	2.1211	1.0599	.99429	2.0355	.04632	2.1911	48.764	.09785
#2	.04918	1.9959	1.0079	.94056	1.9325	.04434	2.0494	46.182	.09221
Check ?	Chk Fail	Chk Fail	Chk Fail	Chk Fail	Chk Fail	Chk Fail	Chk Fail	Chk Fail	Chk Fail
High Limit	.01000	.10000	.01500	.10000	.01000	.00100	.10000	.20000	.00500
Low Limit	-.01000	-.10000	-.01500	-.10000	-.01000	-.00100	-.10000	-.20000	-.00500

Elem	Co2286	Cr2055	Cu3247	Fe2599	K_7664	Li6707	Mg2790	Mn2576	Mo2020
Line	228.616 {447}	205.560 {464}	324.754 {104}	259.940 {130}	766.490 { 44}	670.784 { 50}	279.079 {121}2	257.610 {131}	202.030 {467}
Units	ppm	ppm	ppm	ppm	ppm	ppm	ppm	ppm	ppm
Avg	F **.46799**	F **.19437**	F **.25455**	F **.91737**	F **47.693**	F **.94878**	F **46.845**	F **.45254**	F **1.0278**
Stddev	.01996	.00807	.00036	.01418	1.999	.01426	.169	.00244	.0466
%RSD	4.2646	4.1518	.13987	1.5462	4.1923	1.5028	.36103	.53941	4.5345
#1	.48210	.20008	.25481	.92740	49.107	.95886	46.726	.45082	1.0607
#2	.45387	.18867	.25430	.90734	46.280	.93870	46.965	.45427	.99482
Check ?	Chk Fail	Chk Fail	Chk Fail	Chk Fail	Chk Fail	Chk Fail	Chk Fail	Chk Fail	Chk Fail
High Limit	.01000	.01000	.01500	.10000	3.0000	.01000	.20000	.01000	.02000
Low Limit	-.01000	-.01000	-.01500	-.10000	-3.0000	-.01000	-.20000	-.01000	-.02000

Elem	Na8183	Ni2316	P_1782	Pb2203	S_1820	Sb2068	Se1960	Si2881	SiO2
Line	818.326 { 41}	231.604 {446}	178.284 {489}	220.353 {453}	182.034 {485}	206.833 {463}	196.090 {472}	288.158 {117}	288.158 {117}2
Units	ppm	ppm	ppm	ppm	ppm	ppm	ppm	ppm	ppm
Avg	**52.675**	F **.46060**	F **9.6453**	F **.48241**	F **2.1083**	F **.50650**	F **2.1140**	F **9.5435**	**20.423**
Stddev	.997	.02023	.3893	.02037	.0942	.01680	.0658	.1342	.287
%RSD	1.8919	4.3913	4.0365	4.2221	4.4676	3.3176	3.1124	1.4063	1.4063
#1	53.380	.47490	9.9206	.49681	2.1749	.51838	2.1605	9.6384	20.626
#2	51.971	.44630	9.3700	.46800	2.0417	.49461	2.0674	9.4486	20.220
Check ?	None	Chk Fail	Chk Fail	Chk Fail	Chk Fail	Chk Fail	Chk Fail	Chk Fail	None
High Limit		.04000	3.0000	.00900	.10000	.01000	.01500	.50000	
Low Limit		-.04000	-3.0000	-.00300	-.10000	-.01000	-.01500	-.50000	

Elem	Sn1899	Sr4077	Th2837	Ti3349	Tl1908	U_3701	V_2924	Zn2062	Zr3391
Line	189.989 {477}	407.771 { 83}	283.730 {119}	334.904 {101}	190.856 {477}	370.152 { 91}	292.402 {115}	206.200 {163}	339.198 { 99}
Units	ppm	ppm	ppm	ppm	ppm	ppm	ppm	ppm	ppm
Avg	F **1.9948**	F **.90795**	F **.92596**	F **.91582**	F **1.9049**	F **2.1014**	F **.47008**	F **.44602**	F **.52116**
Stddev	.0446	.03713	.00127	.00338	.0862	.0428	.00139	.00092	.00002
%RSD	2.2343	4.0898	.13766	.36854	4.5275	2.0358	.29510	.20722	.00445
#1	2.0263	.93420	.92686	.91343	1.9659	2.1316	.46910	.44536	.52118
#2	1.9633	.88169	.92506	.91820	1.8439	2.0711	.47106	.44667	.52114
Check ?	Chk Fail	Chk Fail	Chk Fail	Chk Fail	Chk Fail	Chk Fail	Chk Fail	Chk Fail	Chk Fail
High Limit	.10000	.01000	.01500	.01000	.01500	.06000	.01000	.02000	.01500
Low Limit	-.10000	-.01000	-.01500	-.01000	-.01500	-.06000	-.01000	-.02000	-.01500

Int. Std.	Y_2243	Y_3600	Y_3774
Line	224.306 {450}	360.073 { 94}	377.433 { 89}
Units	Cts/S	Cts/S	Cts/S
Avg	**2636.4**	**39907.**	**2206.4**
Stddev	124.6	7.	89.0
%RSD	4.7274	.01656	4.0354
#1	2548.3	39902.	2143.4
#2	2724.6	39912.	2269.3

Sample Name: LCS 280-325785/2-A Acquired: 5/19/2016 2:18:44 Type: Unk
Method: 6500_025(v6) Mode: CONC Corr. Factor: 1.000000
User: CRHOADES Prep Date: Custom ID2: Custom ID3:
Comment: 325785 200.7

Elem	Ag3280	Al1670	As1890	B_2089	Ba4554	Be3130	Bi2230	Ca3179	Cd2288
Line	328.068 {103}	167.079 {502}	189.042 {478}	208.959 {461}	455.403 { 74}	313.042 {108}	223.061 {451}	317.933 {106}	228.802 {447}
Units	ppm	ppm	ppm	ppm	ppm	ppm	ppm	ppm	ppm
Avg	F **-.00061**	F **.00336**	F **-.00659**	F **.00254**	F **-.00044**	F **.00015**	**-.00026**	F **-.00287**	F **.00000**
Stddev	.00115	.00051	.00339	.00056	.00013	.00011	.00546	.00200	.0001
%RSD	187.88	15.308	51.448	21.881	29.832	69.709	2086.6	69.467	12163.
#1	.00020	.00299	-.00898	.00293	-.00035	.00023	-.00412	-.00146	.00010
#2	-.00143	.00372	-.00419	.00214	-.00053	.00008	.00360	-.00429	-.00010
Check ?	Chk Fail	Chk Fail	Chk Fail	Chk Fail	Chk Fail	Chk Fail	None	Chk Fail	Chk Fail
High Limit	.05750	2.2299	1.1050	1.1050	2.2499	.05650		55.500	.11100
Low Limit	.04275	1.7300	.87500	.86000	1.7900	.04450		44.750	.08800

Elem	Co2286	Cr2055	Cu3247	Fe2599	K_7664	Li6707	Mg2790	Mn2576	Mo2020
Line	228.616 {447}	205.560 {464}	324.754 {104}	259.940 {130}	766.490 { 44}	670.784 { 50}	279.079 {121}2	257.610 {131}	202.030 {467}
Units	ppm	ppm	ppm	ppm	ppm	ppm	ppm	ppm	ppm
Avg	F **-.00023**	F **-.00010**	F **-.00115**	F **.00719**	F **.07307**	F **.00219**	F **.00651**	F **.00008**	F **.00315**
Stddev	.00011	.00004	.00068	.00807	.04961	.00150	.00248	.00000	.00077
%RSD	49.653	34.141	58.934	112.20	67.888	68.425	38.066	3.6210	24.315
#1	-.00015	-.00008	-.00163	.00149	.10815	.00113	.00827	.00008	.00261
#2	-.00031	-.00013	-.00067	.01290	.03799	.00325	.00476	.00008	.00369
Check ?	Chk Fail	Chk Fail	Chk Fail	Chk Fail	Chk Fail	Chk Fail	Chk Fail	Chk Fail	Chk Fail
High Limit	.55500	.22000	.28000	1.1500	57.000	1.1400	56.500	.55000	1.1000
Low Limit	.44500	.18000	.21500	.89000	44.500	.89000	46.000	.45000	.90000

Elem	Na5895	Ni2316	P_1782	Pb2203	S_1820	Sb2068	Se1960	Si2881	SiO2
Line	589.592 { 57}	231.604 {446}	178.284 {489}	220.353 {453}	182.034 {485}	206.833 {463}	196.090 {472}	288.158 {117}	288.158 {117}2
Units	ppm	ppm	ppm	ppm	ppm	ppm	ppm	ppm	ppm
Avg	F **.20229**	F **-.00129**	F **-.00290**	F **.00002**	**.08666**	F **.00221**	F **.00689**	F **.02316**	**.04957**
Stddev	.00658	.00006	.00112	.00050	.00184	.00038	.00757	.02050	.04388
%RSD	3.2542	4.5297	38.549	2394.2	2.1233	17.402	109.78	88.526	88.526
#1	.20694	-.00133	-.00211	.00037	.08797	.00193	.00154	.00866	.01854
#2	.19763	-.00125	-.00369	-.00033	.08536	.00248	.01225	.03766	.08060
Check ?	Chk Fail	Chk Fail	Chk Fail	Chk Fail	None	Chk Fail	Chk Fail	Chk Fail	None
High Limit	56.000	.55500	11.100	.55000		.55499	2.2400	11.000	
Low Limit	45.500	.44500	9.1000	.44500		.44000	1.7000	9.0000	

Elem	Sn1899	Sr4077	Th2837	Ti3349	Tl1908	U_3701	V_2924	Zn2062	Zr3391
Line	189.989 {477}	407.771 { 83}	283.730 {119}	334.904 {101}	190.856 {477}	370.152 { 91}	292.402 {115}	206.200 {163}	339.198 { 99}
Units	ppm	ppm	ppm	ppm	ppm	ppm	ppm	ppm	ppm
Avg	F **-.00019**	F **.00031**	F **-.00030**	F **.00001**	F **.01850**	F **.03166**	F **.00103**	F **.00001**	F **.00134**
Stddev	.00120	.00004	.00291	.00021	.00972	.04075	.00018	.00062	.00319
%RSD	644.64	11.928	967.68	3189.1	52.543	128.71	17.161	6653.6	238.82
#1	.00066	.00029	.00175	-.00014	.01163	.00285	.00116	.00045	-.00092
#2	-.00103	.00034	-.00235	.00015	.02537	.06048	.00091	-.00043	.00359
Check ?	Chk Fail	Chk Fail	Chk Fail	Chk Fail	Chk Fail	Chk Fail	Chk Fail	Chk Fail	Chk Fail
High Limit	2.2600	1.1100	1.2000	1.1100	2.2000	2.3000	.55500	.55500	.57500
Low Limit	1.7000	.90000	.80000	.90000	1.7600	1.7000	.45000	.42500	.42500

Int. Std.	Y_2243	Y_3600	Y_3774
Line	224.306 {450}	360.073 { 94}	377.433 { 89}
Units	Cts/S	Cts/S	Cts/S
Avg	**2658.0**	**41884.**	**2092.7**
Stddev	1.0	580.	43.3
%RSD	.03629	1.3849	2.0678
#1	2658.7	41474.	2123.3
#2	2657.3	42295.	2062.1

Sample Name: 280-83243-A-1-A Acquired: 5/19/2016 2:21:07 Type: Unk
Method: 6500_025(v6) Mode: CONC Corr. Factor: 1.000000
User: CRHOADES Prep Date: Custom ID2: Custom ID3:
Comment: 325785 200.7

Elem	Ag3280	Al3092	As1890	B_2089	Ba4554	Be3130	Bi2230	Ca3179	Cd2288
Line	328.068 {103}	309.271 {109}	189.042 {478}	208.959 {461}	455.403 { 74}	313.042 {108}	223.061 {451}	317.933 {106}	228.802 {447}
Units	ppm	ppm	ppm	ppm	ppm	ppm	ppm	ppm	ppm
Avg	**-.00097**	**15.451**	**-.00344**	W **36.548**	**.00805**	**.00012**	**-.00228**	**9.7120**	**-.00039**
Stddev	.00001	.382	.00012	2.879	.00040	.00009	.00241	.1834	.00017
%RSD	.58252	2.4742	3.5950	7.8775	5.0193	69.824	105.77	1.8879	43.938
#1	-.00098	15.722	-.00336	34.512	.00834	.00006	-.00058	9.8417	-.00027
#2	-.00097	15.181	-.00353	38.584	.00777	.00019	-.00399	9.5824	-.00052
Check ?	Chk Pass	Chk Pass	Chk Pass	Chk Warn	Chk Pass	Chk Pass	Chk Pass	Chk Pass	Chk Pass
High Limit				10.000					
Low Limit				-.01000					

Elem	Co2286	Cr2055	Cu3247	Fe2599	K_7664	Li6707	Mg2790	Mn2576	Mo2020
Line	228.616 {447}	205.560 {464}	324.754 {104}	259.940 {130}	766.490 { 44}	670.784 { 50}	279.079 {121}2	257.610 {131}	202.030 {467}
Units	ppm	ppm	ppm	ppm	ppm	ppm	ppm	ppm	ppm
Avg	**-.00129**	**.01692**	**.07290**	**.34365**	**19.130**	**.04379**	**.90775**	**.01230**	**.02168**
Stddev	.00002	.00087	.00058	.00015	.051	.00250	.00418	.00002	.00168
%RSD	1.5686	5.1386	.79405	.04231	.26673	5.7199	.46055	.18654	7.7278
#1	-.00128	.01630	.07331	.34375	19.094	.04202	.90480	.01228	.02049
#2	-.00130	.01753	.07249	.34355	19.166	.04556	.91071	.01232	.02286
Check ?	Chk Pass	Chk Pass	Chk Pass	Chk Pass	Chk Pass	Chk Pass	Chk Pass	Chk Pass	Chk Pass
High Limit									
Low Limit									

Elem	Na8183	Ni2316	P_1782	Pb2203	S_1820	Sb2068	Se1960	Si2881	SiO2
Line	818.326 { 41}	231.604 {446}	178.284 {489}	220.353 {453}	182.034 {485}	206.833 {463}	196.090 {472}	288.158 {117}	288.158 {117}2
Units	ppm	ppm	ppm	ppm	ppm	ppm	ppm	ppm	ppm
Avg	W **5571.1**	**.01596**	**.65497**	**-.00033**	F **1973.0**	**.01903**	**.00244**	**.18204**	**.38956**
Stddev	126.8	.00072	.00823	.00115	152.2	.00054	.00470	.03379	.07231
%RSD	2.2764	4.5393	1.2563	343.75	7.7142	2.8195	192.88	18.562	18.562
#1	5660.8	.01545	.64915	.00048	1865.4	.01941	-.00089	.20593	.44069
#2	5481.5	.01647	.66079	-.00115	2080.6	.01865	.00576	.15815	.33843
Check ?	Chk Warn	Chk Pass	Chk Pass	Chk Pass	Chk Fail	Chk Pass	Chk Pass	Chk Pass	Chk Pass
High Limit	500.00				200.00				
Low Limit	11.000				-.20000				

Elem	Sn1899	Sr4077	Th2837	Ti3349	Tl1908	U_3701	V_2924	Zn2062	Zr3391
Line	189.989 {477}	407.771 { 83}	283.730 {119}	334.904 {101}	190.856 {477}	370.152 { 91}	292.402 {115}	206.200 {163}	339.198 { 99}
Units	ppm	ppm	ppm	ppm	ppm	ppm	ppm	ppm	ppm
Avg	**-.00004**	**.08424**	**.00100**	**.00090**	**.00521**	**.01209**	**.00114**	**.00532**	**.00054**
Stddev	.00000	.00042	.00188	.00000	.00607	.00913	.00148	.00041	.00208
%RSD	6.3496	.49666	187.24	.40392	116.48	75.558	129.77	7.6968	383.66
#1	-.00004	.08394	.00233	.00090	.00092	.01854	.00219	.00561	-.00093
#2	-.00004	.08453	-.00032	.00090	.00950	.00563	.00009	.00503	.00202
Check ?	Chk Pass	Chk Pass	Chk Pass	Chk Pass	Chk Pass	Chk Pass	Chk Pass	Chk Pass	Chk Pass
High Limit									
Low Limit									

Int. Std.	Y_2243	Y_3600	Y_3774
Line	224.306 {450}	360.073 { 94}	377.433 { 89}
Units	Cts/S	Cts/S	Cts/S
Avg	**2522.6**	**35270.**	**2198.9**
Stddev	212.1	89.	47.0
%RSD	8.4081	.25102	2.1384
#1	2672.6	35332.	2165.7
#2	2372.6	35207.	2232.2

Sample Name: 280-83229-F-1-A Acquired: 5/19/2016 2:24:11 Type: Unk
Method: 6500_025(v6) Mode: CONC Corr. Factor: 1.000000
User: CRHOADES Prep Date: Custom ID2: Custom ID3:
Comment: 325785 200.7

Elem	Ag3280	Al1670	As1890	B_2089	Ba4554	Be3130	Bi2230	Ca3179	Cd2288
Line	328.068 {103}	167.079 {502}	189.042 {478}	208.959 {461}	455.403 { 74}	313.042 {108}	223.061 {451}	317.933 {106}	228.802 {447}
Units	ppm	ppm	ppm	ppm	ppm	ppm	ppm	ppm	ppm
Avg	**.00023**	**.83104**	**.00285**	**.22255**	**.15111**	**.00016**	**-.00137**	**42.736**	**.00008**
Stddev	.00058	.03811	.00008	.02024	.00209	.00002	.00144	.637	.00017
%RSD	247.49	4.5863	2.8439	9.0948	1.3851	14.361	105.11	1.4906	224.39
#1	.00064	.85799	.00279	.23686	.15259	.00017	-.00035	43.187	-.00004
#2	-.00017	.80409	.00290	.20824	.14963	.00014	-.00238	42.286	.00020
Check ?	Chk Pass	Chk Pass	Chk Pass	Chk Pass	Chk Pass	Chk Pass	Chk Pass	Chk Pass	Chk Pass
High Limit									
Low Limit									

Elem	Co2286	Cr2055	Cu3247	Fe2599	K_7664	Li6707	Mg2790	Mn2576	Mo2020
Line	228.616 {447}	205.560 {464}	324.754 {104}	259.940 {130}	766.490 { 44}	670.784 { 50}	279.079 {121}2	257.610 {131}	202.030 {467}
Units	ppm	ppm	ppm	ppm	ppm	ppm	ppm	ppm	ppm
Avg	**.00066**	**.00094**	**.00419**	**.86696**	**4.5578**	**.00959**	**5.5104**	**.52712**	**.01442**
Stddev	.00030	.00007	.00072	.00554	.0622	.00056	.0115	.00057	.00004
%RSD	46.438	6.9059	17.156	.63955	1.3638	5.8136	.20911	.10787	.30198
#1	.00087	.00090	.00369	.87088	4.6017	.00998	5.5022	.52671	.01439
#2	.00044	.00099	.00470	.86304	4.5138	.00919	5.5185	.52752	.01445
Check ?	Chk Pass	Chk Pass	Chk Pass	Chk Pass	Chk Pass	Chk Pass	Chk Pass	Chk Pass	Chk Pass
High Limit									
Low Limit									

Elem	Na8183	Ni2316	P_1782	Pb2203	S_1820	Sb2068	Se1960	Si2881	SiO2
Line	818.326 { 41}	231.604 {446}	178.284 {489}	220.353 {453}	182.034 {485}	206.833 {463}	196.090 {472}	288.158 {117}	288.158 {117}2
Units	ppm	ppm	ppm	ppm	ppm	ppm	ppm	ppm	ppm
Avg	**45.341**	**.00148**	**.14759**	**.00365**	**19.949**	**-.00091**	**-.00500**	**6.4020**	**13.700**
Stddev	.179	.00007	.00202	.00025	.260	.00047	.00061	.0241	.052
%RSD	.39434	4.6274	1.3717	6.7895	1.3037	51.849	12.189	.37608	.37608
#1	45.468	.00153	.14902	.00347	20.133	-.00125	-.00543	6.4190	13.737
#2	45.215	.00143	.14616	.00382	19.765	-.00058	-.00457	6.3849	13.664
Check ?	Chk Pass	Chk Pass	Chk Pass	Chk Pass	Chk Pass	Chk Pass	Chk Pass	Chk Pass	Chk Pass
High Limit									
Low Limit									

Elem	Sn1899	Sr4077	Th2837	Ti3349	Tl1908	U_3701	V_2924	Zn2062	Zr3391
Line	189.989 {477}	407.771 { 83}	283.730 {119}	334.904 {101}	190.856 {477}	370.152 { 91}	292.402 {115}	206.200 {163}	339.198 { 99}
Units	ppm	ppm	ppm	ppm	ppm	ppm	ppm	ppm	ppm
Avg	**.00071**	**.20379**	**.00127**	**.02186**	**-.00027**	**-.04433**	**.00620**	**.01451**	**-.00038**
Stddev	.00024	.00089	.00031	.00114	.00201	.04495	.00030	.00004	.00096
%RSD	33.741	.43706	24.699	5.2169	753.37	101.41	4.8563	.24741	254.44
#1	.00054	.20316	.00149	.02267	-.00169	-.01254	.00642	.01448	.00030
#2	.00088	.20442	.00105	.02105	.00116	-.07611	.00599	.01453	-.00105
Check ?	Chk Pass	Chk Pass	Chk Pass	Chk Pass	Chk Pass	Chk Pass	Chk Pass	Chk Pass	Chk Pass
High Limit									
Low Limit									

Int. Std.	Y_2243	Y_3600	Y_3774
Line	224.306 {450}	360.073 { 94}	377.433 { 89}
Units	Cts/S	Cts/S	Cts/S
Avg	**2724.4**	**41569.**	**2283.8**
Stddev	133.6	75.	86.0
%RSD	4.9020	.18147	3.7638
#1	2630.0	41623.	2223.0
#2	2818.9	41516.	2344.5

Sample Name: 280-83229-F-1-A SD@5 Acquired: 5/19/2016 2:26:48 Type: Unk
Method: 6500_025(v6) Mode: CONC Corr. Factor: 1.000000
User: CRHOADES Prep Date: Custom ID2: Custom ID3:
Comment: 325785 200.7

Elem	Ag3280	Al1670	As1890	B_2089	Ba4554	Be3130	Bi2230	Ca3179	Cd2288
Line	328.068 {103}	167.079 {502}	189.042 {478}	208.959 {461}	455.403 { 74}	313.042 {108}	223.061 {451}	317.933 {106}	228.802 {447}
Units	ppm	ppm	ppm	ppm	ppm	ppm	ppm	ppm	ppm
Avg	**-.00049**	**.19495**	**-.00660**	**.09615**	**.03072**	**.00010**	**.00251**	**9.0151**	**-.00009**
Stddev	.00029	.00191	.00558	.00435	.00059	.00001	.00257	.0437	.00005
%RSD	59.213	.97913	84.562	4.5214	1.9179	9.2073	102.19	.48423	57.393
#1	-.00069	.19360	-.00266	.09922	.03031	.00011	.00070	9.0460	-.00005
#2	-.00028	.19630	-.01055	.09308	.03114	.00009	.00433	8.9842	-.00012
Check ?	Chk Pass	Chk Pass	Chk Pass	Chk Pass	Chk Pass	Chk Pass	Chk Pass	Chk Pass	Chk Pass
High Limit									
Low Limit									

Elem	Co2286	Cr2055	Cu3247	Fe2599	K_7664	Li6707	Mg2790	Mn2576	Mo2020
Line	228.616 {447}	205.560 {464}	324.754 {104}	259.940 {130}	766.490 { 44}	670.784 { 50}	279.079 {121}2	257.610 {131}	202.030 {467}
Units	ppm	ppm	ppm	ppm	ppm	ppm	ppm	ppm	ppm
Avg	**-.00006**	**.00013**	**-.00085**	**.19219**	**1.1036**	**.00205**	**1.1222**	**.10680**	**.00204**
Stddev	.00009	.00025	.00048	.00490	.0042	.00459	.0072	.00016	.00011
%RSD	143.96	193.71	56.485	2.5519	.38147	224.28	.64321	.14637	5.2621
#1	-.00013	-.00005	-.00119	.18872	1.1006	.00529	1.1273	.10692	.00197
#2	.00000	.00030	-.00051	.19566	1.1066	-.00120	1.1171	.10669	.00212
Check ?	Chk Pass	Chk Pass	Chk Pass	Chk Pass	Chk Pass	Chk Pass	Chk Pass	Chk Pass	Chk Pass
High Limit									
Low Limit									

Elem	Na5895	Na8183	Ni2316	P_1782	Pb2203	S_1820	Sb2068	Se1960	Si2881
Line	589.592 { 57}	818.326 { 41}	231.604 {446}	178.284 {489}	220.353 {453}	182.034 {485}	206.833 {463}	196.090 {472}	288.158 {117}
Units	ppm	ppm	ppm	ppm	ppm	ppm	ppm	ppm	ppm
Avg	**8.7198**	W **10.219**	**-.00021**	**.03041**	**.00111**	**4.1621**	**.00178**	**.00477**	**1.3144**
Stddev	.0095	.522	.00082	.00011	.00146	.0127	.00176	.00661	.0135
%RSD	.10866	5.1093	394.42	.35683	131.07	.30446	98.745	138.37	1.0270
#1	8.7131	10.588	-.00079	.03033	.00008	4.1711	.00302	.00010	1.3049
#2	8.7265	9.8499	.00037	.03049	.00214	4.1531	.00054	.00945	1.3240
Check ?	Chk Pass	Chk Warn	Chk Pass	Chk Pass	Chk Pass	Chk Pass	Chk Pass	Chk Pass	Chk Pass
High Limit		500.00							
Low Limit		11.000							

Elem	SiO2	Sn1899	Sr4077	Th2837	Ti3349	Tl1908	U_3701	V_2924	Zn2062
Line	288.158 {117}2	189.989 {477}	407.771 { 83}	283.730 {119}	334.904 {101}	190.856 {477}	370.152 { 91}	292.402 {115}	206.200 {163}
Units	ppm	ppm	ppm	ppm	ppm	ppm	ppm	ppm	ppm
Avg	**2.8129**	**.00078**	**.04080**	**.00101**	**.00477**	**-.00157**	**-.03312**	**.00136**	**.00500**
Stddev	.0289	.00212	.00045	.00002	.00057	.00212	.00619	.00031	.00002
%RSD	1.0270	273.88	1.1136	2.4293	12.016	134.81	18.679	22.429	.40159
#1	2.7925	.00228	.04112	.00103	.00437	-.00307	-.02875	.00115	.00499
#2	2.8333	-.00073	.04048	.00099	.00518	-.00007	-.03749	.00158	.00501
Check ?	Chk Pass	Chk Pass	Chk Pass	Chk Pass	Chk Pass	Chk Pass	Chk Pass	Chk Pass	Chk Pass
High Limit									
Low Limit									

Elem	Zr3391
Line	339.198 { 99}
Units	ppm
Avg	**-.00219**
Stddev	.00273
%RSD	124.89
#1	-.00412
#2	-.00026
Check ?	Chk Pass
High Limit	
Low Limit	

Sample Name: 280-83229-F-1-A SD@5 Acquired: 5/19/2016 2:26:48 Type: Unk
Method: 6500_025(v6) Mode: CONC Corr. Factor: 1.000000
User: CRHOADES Prep Date: Custom ID2: Custom ID3:
Comment: 325785 200.7

Int. Std.	Y_2243	Y_3600	Y_3774
Line	224.306 {450}	360.073 { 94}	377.433 { 89}
Units	Cts/S	Cts/S	Cts/S
Avg	**2615.3**	**41896.**	**2160.5**
Stddev	32.5	13.	24.6
%RSD	1.2433	.03045	1.1395
#1	2638.3	41887.	2177.9
#2	2592.3	41905.	2143.1

Sample Name: 280-83229-F-1-B MS Acquired: 5/19/2016 2:29:28 Type: Unk
Method: 6500_025(v6) Mode: CONC Corr. Factor: 1.000000
User: CRHOADES Prep Date: Custom ID2: Custom ID3:
Comment: 325785 200.7

Elem	Ag3280	Al3092	As1890	B_2089	Ba4554	Be3130	Bi2230	Ca3179	Cd2288
Line	328.068 {103}	309.271 {109}	189.042 {478}	208.959 {461}	455.403 { 74}	313.042 {108}	223.061 {451}	317.933 {106}	228.802 {447}
Units	ppm	ppm	ppm	ppm	ppm	ppm	ppm	ppm	ppm
Avg	**.04999**	**3.3326**	**1.0668**	**1.1307**	**2.1468**	**.04622**	F **2.1450**	**90.323**	**.09606**
Stddev	.00026	.0075	.0110	.0110	.0101	.00030	.0146	.291	.00027
%RSD	.52825	.22581	1.0274	.97255	.46869	.64047	.67861	.32232	.28498
#1	.05017	3.3273	1.0745	1.1385	2.1539	.04643	2.1553	90.529	.09625
#2	.04980	3.3379	1.0590	1.1229	2.1397	.04601	2.1347	90.117	.09586
Check ?	Chk Pass	Chk Pass	Chk Pass	Chk Pass	Chk Pass	Chk Pass	Chk Fail	Chk Pass	Chk Pass
High Limit							.10000		
Low Limit							-.10000		

Elem	Co2286	Cr2055	Cu3247	Fe2599	K_7664	Li6707	Mg2790	Mn2576	Mo2020
Line	228.616 {447}	205.560 {464}	324.754 {104}	259.940 {130}	766.490 { 44}	670.784 { 50}	279.079 {121}2	257.610 {131}	202.030 {467}
Units	ppm	ppm	ppm	ppm	ppm	ppm	ppm	ppm	ppm
Avg	**.47187**	**.19666**	**.26940**	**1.8638**	**52.054**	**.98324**	**53.147**	**.99493**	**1.0513**
Stddev	.00228	.00002	.00006	.0052	.163	.00042	.197	.00246	.0069
%RSD	.48288	.00767	.02214	.27694	.31269	.04235	.37038	.24693	.66066
#1	.47348	.19667	.26944	1.8601	52.169	.98353	53.286	.99667	1.0562
#2	.47026	.19665	.26936	1.8674	51.939	.98294	53.008	.99319	1.0463
Check ?	Chk Pass	Chk Pass	Chk Pass	Chk Pass	Chk Pass	Chk Pass	Chk Pass	Chk Pass	Chk Pass
High Limit									
Low Limit									

Elem	Na8183	Ni2316	P_1782	Pb2203	S_1820	Sb2068	Se1960	Si2881	SiO2
Line	818.326 { 41}	231.604 {446}	178.284 {489}	220.353 {453}	182.034 {485}	206.833 {463}	196.090 {472}	288.158 {117}	288.158 {117}2
Units	ppm	ppm	ppm	ppm	ppm	ppm	ppm	ppm	ppm
Avg	**97.349**	**.46480**	W **9.9799**	**.48786**	**21.972**	**.50767**	**2.1337**	**16.627**	**35.583**
Stddev	.701	.00284	.0491	.00400	.217	.00464	.0143	.179	.382
%RSD	.71991	.61065	.49229	.81922	.98955	.91451	.67078	1.0738	1.0738
#1	97.845	.46681	10.015	.49069	22.126	.51096	2.1438	16.754	35.853
#2	96.854	.46279	9.9451	.48504	21.818	.50439	2.1235	16.501	35.313
Check ?	Chk Pass	Chk Pass	Chk Warn	Chk Pass	Chk Pass	Chk Pass	Chk Pass	Chk Pass	Chk Pass
High Limit			2.0000						
Low Limit			-1.0000						

Elem	Sn1899	Sr4077	Th2837	Ti3349	Tl1908	U_3701	V_2924	Zn2062	Zr3391
Line	189.989 {477}	407.771 { 83}	283.730 {119}	334.904 {101}	190.856 {477}	370.152 { 91}	292.402 {115}	206.200 {163}	339.198 { 99}
Units	ppm	ppm	ppm	ppm	ppm	ppm	ppm	ppm	ppm
Avg	W **2.0055**	**1.1091**	**.94463**	**.95466**	**1.9150**	**2.1438**	**.48755**	**.46581**	**.52738**
Stddev	.0051	.0028	.00336	.00239	.0482	.0166	.00047	.00493	.00123
%RSD	.25421	.25483	.35590	.25015	2.5177	.77619	.09738	1.0579	.23290
#1	2.0091	1.1111	.94701	.95635	1.9490	2.1321	.48788	.46929	.52651
#2	2.0019	1.1071	.94226	.95297	1.8809	2.1556	.48721	.46232	.52825
Check ?	Chk Warn	Chk Pass	Chk Pass	Chk Pass	Chk Pass	Chk Pass	Chk Pass	Chk Pass	Chk Pass
High Limit	2.0000								
Low Limit	-.05000								

Int. Std.	Y_2243	Y_3600	Y_3774
Line	224.306 {450}	360.073 { 94}	377.433 { 89}
Units	Cts/S	Cts/S	Cts/S
Avg	**2657.6**	**40284.**	**2250.0**
Stddev	18.2	153.	3.4
%RSD	.68510	.37931	.15045
#1	2644.7	40175.	2247.6
#2	2670.5	40392.	2252.4

Sample Name: 280-83229-F-1-C MSD Acquired: 5/19/2016 2:31:55 Type: Unk
Method: 6500_025(v6) Mode: CONC Corr. Factor: 1.000000
User: CRHOADES Prep Date: Custom ID2: Custom ID3:
Comment: 325785 200.7

Elem	Ag3280	Al3092	As1890	B_2089	Ba4554	Be3130	Bi2230	Ca3179	Cd2288
Line	328.068 {103}	309.271 {109}	189.042 {478}	208.959 {461}	455.403 { 74}	313.042 {108}	223.061 {451}	317.933 {106}	228.802 {447}
Units	ppm	ppm	ppm	ppm	ppm	ppm	ppm	ppm	ppm
Avg	**.05032**	**3.4404**	**1.0909**	**1.1600**	**2.1949**	**.04703**	F **2.2052**	**92.558**	**.09817**
Stddev	.00008	.0328	.0032	.0024	.0411	.00060	.0178	1.592	.00068
%RSD	.16781	.95462	.29153	.21066	1.8746	1.2777	.80851	1.7198	.69097
#1	.05026	3.4636	1.0887	1.1617	2.1658	.04661	2.2178	91.433	.09865
#2	.05038	3.4171	1.0932	1.1583	2.2240	.04746	2.1926	93.684	.09769
Check ?	Chk Pass	Chk Pass	Chk Pass	Chk Pass	Chk Pass	Chk Pass	Chk Fail	Chk Pass	Chk Pass
High Limit							.10000		
Low Limit							-.10000		

Elem	Co2286	Cr2055	Cu3247	Fe2599	K_7664	Li6707	Mg2790	Mn2576	Mo2020
Line	228.616 {447}	205.560 {464}	324.754 {104}	259.940 {130}	766.490 { 44}	670.784 { 50}	279.079 {121}2	257.610 {131}	202.030 {467}
Units	ppm	ppm	ppm	ppm	ppm	ppm	ppm	ppm	ppm
Avg	**.48761**	**.20246**	**.26607**	**1.8575**	**53.206**	**.96862**	**52.685**	**.98677**	**1.0878**
Stddev	.00070	.00001	.00194	.0028	.947	.00350	.132	.00135	.0031
%RSD	.14282	.00285	.72817	.14992	1.7797	.36131	.25005	.13731	.28581
#1	.48811	.20247	.26470	1.8595	52.536	.96615	52.591	.98581	1.0900
#2	.48712	.20246	.26744	1.8556	53.875	.97110	52.778	.98772	1.0856
Check ?	Chk Pass	Chk Pass	Chk Pass	Chk Pass	Chk Pass	Chk Pass	Chk Pass	Chk Pass	Chk Pass
High Limit									
Low Limit									

Elem	Na8183	Ni2316	P_1782	Pb2203	S_1820	Sb2068	Se1960	Si2881	SiO2
Line	818.326 { 41}	231.604 {446}	178.284 {489}	220.353 {453}	182.034 {485}	206.833 {463}	196.090 {472}	288.158 {117}	288.158 {117}2
Units	ppm	ppm	ppm	ppm	ppm	ppm	ppm	ppm	ppm
Avg	**96.523**	**.47943**	W **10.330**	**.50466**	**22.698**	**.52448**	**2.1951**	**16.563**	**35.445**
Stddev	.383	.00088	.012	.00015	.093	.00031	.0187	.017	.035
%RSD	.39669	.18331	.11517	.02963	.40916	.05850	.85122	.09971	.09971
#1	96.794	.48005	10.339	.50476	22.764	.52426	2.2083	16.575	35.470
#2	96.252	.47881	10.322	.50455	22.632	.52470	2.1818	16.551	35.420
Check ?	Chk Pass	Chk Pass	Chk Warn	Chk Pass	Chk Pass	Chk Pass	Chk Pass	Chk Pass	Chk Pass
High Limit			2.0000						
Low Limit			-1.0000						

Elem	Sn1899	Sr4077	Th2837	Ti3349	Tl1908	U_3701	V_2924	Zn2062	Zr3391
Line	189.989 {477}	407.771 { 83}	283.730 {119}	334.904 {101}	190.856 {477}	370.152 { 91}	292.402 {115}	206.200 {163}	339.198 { 99}
Units	ppm	ppm	ppm	ppm	ppm	ppm	ppm	ppm	ppm
Avg	W **2.0679**	**1.1317**	**.93755**	**.94265**	**1.9428**	**2.1007**	**.48182**	**.45929**	**.51710**
Stddev	.0154	.0203	.00238	.00205	.0868	.0196	.00074	.00230	.00364
%RSD	.74564	1.7935	.25354	.21771	4.4695	.93114	.15303	.50075	.70348
#1	2.0788	1.1173	.93587	.94119	2.0042	2.1145	.48130	.45767	.51452
#2	2.0570	1.1460	.93923	.94410	1.8814	2.0868	.48234	.46092	.51967
Check ?	Chk Warn	Chk Pass	Chk Pass	Chk Pass	Chk Pass	Chk Pass	Chk Pass	Chk Pass	Chk Pass
High Limit	2.0000								
Low Limit	-.05000								

Int. Std.	Y_2243	Y_3600	Y_3774
Line	224.306 {450}	360.073 { 94}	377.433 { 89}
Units	Cts/S	Cts/S	Cts/S
Avg	**2557.6**	**40308.**	**2186.0**
Stddev	5.8	25.	32.2
%RSD	.22719	.06205	1.4734
#1	2561.7	40326.	2208.8
#2	2553.5	40290.	2163.3

Sample Name: CCVH-3894253 Acquired: 5/19/2016 2:34:20 Type: QC
Method: 6500_025(v6) Mode: CONC Corr. Factor: 1.000000
User: CRHOADES Prep Date: Custom ID2: Custom ID3:
Comment:

Elem	Ag3280	Al3092	As1890	B_2089	Ba4554	Be3130	Bi2230	Ca3179	Cd2288	Co2286	Cr2055
Units	ppm	ppm	ppm	ppm	ppm	ppm	ppm	ppm	ppm	ppm	ppm
Avg	**-.00019**	**52.095**	**-.00338**	**.03644**	**.00016**	**.00012**	W **1.0911**	**.02139**	**-.00055**	**-.00091**	**.00079**
Stddev	.00000	.507	.00041	.00098	.00088	.00020	.0087	.01132	.00011	.00014	.00002
%RSD	1.8793	.97319	12.098	2.7012	545.43	164.22	.80115	52.936	20.294	15.567	2.7419
#1	-.00019	52.454	-.00309	.03714	.00079	.00026	1.0973	.02940	-.00063	-.00101	.00080
#2	-.00019	51.737	-.00367	.03574	-.00046	-.00002	1.0850	.01338	-.00048	-.00081	.00077
Check ?	None	Chk Pass	None	None	None	None	Chk Warn	None	None	None	None
Value							1.0000				
Range							5.0000%				

Elem	Cu3247	Fe2714	K_7664	Li6707	Mg2790	Mn2576	Mo2020	Na8183	Ni2316	P_1782	Pb2203
Units	ppm	ppm	ppm	ppm	ppm	ppm	ppm	ppm	ppm	ppm	ppm
Avg	**-.00101**	**49.222**	**.21454**	**.00477**	**.02795**	**-.00009**	**.00353**	**256.02**	**.00122**	**.00633**	**-.00035**
Stddev	.00068	.179	.03216	.00095	.00452	.00006	.00094	.81	.00001	.00124	.00057
%RSD	66.748	.36463	14.988	19.792	16.176	68.248	26.608	.31532	.95650	19.518	162.15
#1	-.00149	49.096	.23728	.00544	.02475	-.00014	.00286	256.59	.00121	.00546	-.00076
#2	-.00054	49.349	.19181	.00411	.03115	-.00005	.00419	255.45	.00122	.00721	.00005
Check ?	None	Chk Pass	None	None	None	None	None	Chk Pass	None	None	None
Value											
Range											

Elem	S_1820	Sb2068	Se1960	Si2881	SiO2	Sn1899	Sr4077	Th2837	Ti3349	Tl1908	U_3701
Units	ppm	ppm	ppm	ppm	ppm	ppm	ppm	ppm	ppm	ppm	ppm
Avg	W **5.3091**	**-.01037**	**.01257**	**.02346**	**.05021**	**.00192**	**.00055**	W **4.5742**	**.00763**	**.01731**	W **10.697**
Stddev	.0508	.00141	.00083	.00700	.01498	.00090	.00011	.0006	.00003	.00420	.012
%RSD	.95662	13.606	6.6232	29.826	29.826	47.174	19.193	.01208	.35233	24.258	.11377
#1	5.3450	-.01136	.01198	.01852	.03962	.00256	.00048	4.5738	.00764	.01434	10.705
#2	5.2732	-.00937	.01315	.02841	.06080	.00128	.00062	4.5746	.00761	.02028	10.688
Check ?	Chk Warn	None	None	None	None	None	None	Chk Warn	None	None	Chk Warn
Value	5.0000							5.0000			10.000
Range	5.0000%							-5.0000%			5.0000%

Elem	V_2924	Zn2062	Zr3391
Units	ppm	ppm	ppm
Avg	**.00938**	**.00070**	**.05669**
Stddev	.00030	.00027	.00042
%RSD	3.2139	37.936	.73300
#1	.00917	.00051	.05640
#2	.00959	.00089	.05699
Check ?	None	None	None
Value			
Range			

Int. Std.	Y_2243	Y_3600	Y_3774
Units	Cts/S	Cts/S	Cts/S
Avg	**2640.7**	**40103.**	**2188.2**
Stddev	25.4	7.	14.6
%RSD	.96333	.01743	.66763
#1	2622.7	40108.	2177.9
#2	2658.6	40098.	2198.5

Sample Name: CCV-3894251 Acquired: 5/19/2016 2:36:56 Type: QC
Method: 6500_025(v6) Mode: CONC Corr. Factor: 1.000000
User: CRHOADES Prep Date: Custom ID2: Custom ID3:
Comment:

Elem	Ag3280	Al1670	As1890	B_2089	Ba4554	Be3130	Bi2230	Ca3179	Cd2288	Co2286	Cr2055
Units	ppm	ppm	ppm	ppm	ppm	ppm	ppm	ppm	ppm	ppm	ppm
Avg	**.48630**	W **.55017**	**1.0458**	**.51762**	**.50068**	**.45202**	**.00084**	**4.8440**	**.49165**	**.49871**	**.50478**
Stddev	.00092	.00574	.0203	.01001	.01425	.00802	.00025	.0891	.00085	.01003	.01169
%RSD	.18917	1.0428	1.9425	1.9347	2.8454	1.7751	29.270	1.8389	.17254	2.0106	2.3160
#1	.48695	.55423	1.0601	.52470	.51075	.45769	.00101	4.9070	.49225	.50580	.51304
#2	.48565	.54612	1.0314	.51054	.49061	.44635	.00067	4.7810	.49105	.49162	.49651
Check ?	Chk Pass	Chk Warn	Chk Pass	Chk Pass	Chk Pass	Chk Pass	None	Chk Pass	Chk Pass	Chk Pass	Chk Pass
Value		.50000									
Range		10.000%									

Elem	Cu3247	Fe2599	K_7664	Li6707	Mg2790	Mn2576	Mo2020	Na5895	Ni2316	P_1782	Pb2203
Units	ppm	ppm	ppm	ppm	ppm	ppm	ppm	ppm	ppm	ppm	ppm
Avg	**.51188**	**2.2943**	**47.946**	**.95689**	**18.754**	**.46016**	**.51409**	**5.1452**	**.48966**	**.97161**	**1.0048**
Stddev	.00094	.0264	1.208	.00244	.037	.00075	.01350	.0313	.01000	.02036	.0224
%RSD	.18416	1.1495	2.5201	.25461	.19536	.16386	2.6268	.60884	2.0422	2.0956	2.2305
#1	.51121	2.3130	48.801	.95516	18.780	.46069	.52364	5.1231	.49673	.98601	1.0207
#2	.51254	2.2757	47.092	.95861	18.728	.45963	.50454	5.1674	.48259	.95722	.98900
Check ?	Chk Pass	Chk Pass	Chk Pass	Chk Pass	Chk Pass	Chk Pass	Chk Pass	Chk Pass	Chk Pass	Chk Pass	Chk Pass
Value											
Range											

Elem	S_1820	Sb2068	Se1960	Si2881	SiO2	Sn1899	Sr4077	Th2837	Ti3349	Tl1908	U_3701
Units	ppm	ppm	ppm	ppm	ppm	ppm	ppm	ppm	ppm	ppm	ppm
Avg	**.15199**	**.98684**	**1.0683**	**4.7034**	**10.065**	**1.0238**	**.46303**	**.00175**	**.45531**	**1.0670**	**.02458**
Stddev	.00127	.01989	.0289	.0531	.114	.0226	.01241	.00201	.00046	.0266	.02850
%RSD	.83438	2.0159	2.7037	1.1296	1.1296	2.2078	2.6799	114.53	.10153	2.4947	115.98
#1	.15289	1.0009	1.0888	4.6658	9.9849	1.0397	.47181	.00033	.45499	1.0858	.00442
#2	.15109	.97277	1.0479	4.7410	10.146	1.0078	.45426	.00317	.45564	1.0482	.04473
Check ?	None	Chk Pass	Chk Pass	Chk Pass	Chk Pass	Chk Pass	Chk Pass	None	Chk Pass	Chk Pass	None
Value											
Range											

Elem	V_2924	Zn2062	Zr3391
Units	ppm	ppm	ppm
Avg	**.47928**	**.45038**	**.50966**
Stddev	.00017	.00079	.00980
%RSD	.03564	.17444	1.9238
#1	.47940	.45094	.50272
#2	.47916	.44983	.51659
Check ?	Chk Pass	Chk Pass	Chk Pass
Value			
Range			

Int. Std.	Y_2243	Y_3600	Y_3774
Units	Cts/S	Cts/S	Cts/S
Avg	**2587.7**	**40729.**	**2199.4**
Stddev	24.1	251.	48.4
%RSD	.93001	.61618	2.1987
#1	2570.7	40906.	2165.2
#2	2604.7	40551.	2233.5

Sample Name: CCB Acquired: 5/19/2016 2:39:27 Type: QC
Method: 6500_025(v6) Mode: CONC Corr. Factor: 1.000000
User: CRHOADES Prep Date: Custom ID2: Custom ID3:
Comment:

Elem	Ag3280	Al1670	As1890	B_2089	Ba4554	Be3130	Bi2230	Ca3179	Cd2288	Co2286	Cr2055
Units	ppm	ppm	ppm	ppm	ppm	ppm	ppm	ppm	ppm	ppm	ppm
Avg	**-.00015**	**.01684**	**-.00200**	W **.02333**	**-.00046**	**.00020**	**-.00253**	**-.02047**	**.00012**	**-.00019**	**-.00007**
Stddev	.00017	.00018	.00180	.00122	.00042	.00003	.00305	.00194	.00013	.00036	.00035
%RSD	111.46	1.0959	89.924	5.2398	92.597	16.327	120.74	9.5011	109.00	185.13	532.55
#1	-.00027	.01671	-.00073	.02420	-.00076	.00022	-.00469	-.02184	.00003	.00006	-.00031
#2	-.00003	.01697	-.00327	.02247	-.00016	.00017	-.00037	-.01909	.00021	-.00045	.00018
Check ?	Chk Pass	Chk Pass	Chk Pass	Chk Warn	Chk Pass	Chk Pass	Chk Pass	Chk Pass	Chk Pass	Chk Pass	Chk Pass
High Limit				.01500							
Low Limit				-.01500							

Elem	Cu3247	Fe2599	K_7664	Li6707	Mg2790	Mn2576	Mo2020	Na5895	Ni2316	P_1782	Pb2203
Units	ppm	ppm	ppm	ppm	ppm	ppm	ppm	ppm	ppm	ppm	ppm
Avg	**-.00130**	**-.00367**	**.08041**	**.00092**	**.00437**	**.00003**	**.00190**	**.31852**	**-.00108**	**.00291**	**-.00047**
Stddev	.00070	.00440	.04713	.00047	.01095	.00007	.00062	.00339	.00038	.00318	.00102
%RSD	54.185	119.78	58.619	51.166	250.29	243.46	32.528	1.0627	35.104	109.03	214.48
#1	-.00180	-.00056	.11374	.00125	.01211	.00008	.00146	.32092	-.00081	.00067	.00024
#2	-.00080	-.00678	.04708	.00059	-.00337	-.00002	.00233	.31613	-.00135	.00516	-.00119
Check ?	Chk Pass	Chk Pass	Chk Pass	Chk Pass	Chk Pass	Chk Pass	Chk Pass	Chk Pass	Chk Pass	Chk Pass	Chk Pass
High Limit											
Low Limit											

Elem	S_1820	Sb2068	Se1960	Si2881	SiO2	Sn1899	Sr4077	Th2837	Ti3349	Tl1908	U_3701
Units	ppm	ppm	ppm	ppm	ppm	ppm	ppm	ppm	ppm	ppm	ppm
Avg	F **.12814**	W **.00643**	W **.01496**	**.03591**	**.07684**	**.00085**	**.00029**	**.00049**	**.00025**	**.00230**	**-.01300**
Stddev	.00120	.00249	.00744	.01752	.03749	.00150	.00013	.00330	.00039	.00231	.01391
%RSD	.93452	38.675	49.713	48.796	48.796	177.07	45.193	673.22	156.96	100.36	106.99
#1	.12898	.00819	.00970	.02352	.05033	.00191	.00020	.00282	.00052	.00067	-.02284
#2	.12729	.00467	.02022	.04830	.10335	-.00021	.00038	-.00184	-.00003	.00393	-.00317
Check ?	Chk Fail	Chk Warn	Chk Warn	Chk Pass	Chk Pass	Chk Pass	Chk Pass	Chk Pass	Chk Pass	Chk Pass	Chk Pass
High Limit	.10000	.00100	.00750								
Low Limit	-.20000	-.00100	-.01500								

Elem	V_2924	Zn2062	Zr3391
Units	ppm	ppm	ppm
Avg	**.00084**	**.00069**	**-.00024**
Stddev	.00020	.00021	.00166
%RSD	23.244	29.966	693.81
#1	.00070	.00084	-.00141
#2	.00098	.00055	.00093
Check ?	Chk Pass	Chk Pass	Chk Pass
High Limit			
Low Limit			

Int. Std.	Y_2243	Y_3600	Y_3774
Units	Cts/S	Cts/S	Cts/S
Avg	**2685.9**	**42209.**	**2217.0**
Stddev	52.8	273.	49.3
%RSD	1.9659	.64647	2.2238
#1	2648.5	42016.	2182.2
#2	2723.2	42402.	2251.9

Sample Name: CCVL-3897520 Acquired: 5/19/2016 2:41:50 Type: QC
Method: 6500_025(v6) Mode: CONC Corr. Factor: 1.000000
User: CRHOADES Prep Date: Custom ID2: Custom ID3:
Comment:

Elem	Ag3280	Al1670	As1890	B_2089	Ba4554	Be3130	Bi2230	Ca3179	Cd2288	Co2286	Cr2055	Cu3247
Units	ppm	ppm	ppm	ppm	ppm	ppm	ppm	ppm	ppm	ppm	ppm	ppm
Avg	**.00949**	**.11431**	**.01471**	**.11421**	**.00971**	**.00120**	**.10987**	F **.33661**	**.00493**	**.00944**	**.01037**	**.01429**
Stddev	.00035	.00273	.00083	.00022	.00024	.00009	.00027	.00387	.00021	.00047	.00012	.00016
%RSD	3.7275	2.3851	5.6612	.18883	2.4697	7.5328	.24957	1.1484	4.2388	4.9486	1.1092	1.1398
#1	.00974	.11238	.01412	.11406	.00988	.00126	.10968	.33388	.00508	.00911	.01029	.01440
#2	.00924	.11624	.01530	.11436	.00954	.00113	.11006	.33934	.00479	.00977	.01046	.01417
Check ?	Chk Pass	Chk Pass	Chk Pass	Chk Pass	Chk Pass	Chk Pass	Chk Pass	Chk Fail	Chk Pass	Chk Pass	Chk Pass	Chk Pass
Value								.20000				
Range								30.000%				

Elem	Fe2599	K_7664	Li6707	Mg2790	Mn2576	Mo2020	Na5895	Ni2316	P_1782	Pb2203	S_1820	Sb2068
Units	ppm	ppm	ppm	ppm	ppm	ppm	ppm	ppm	ppm	ppm	ppm	ppm
Avg	**.10645**	**3.0867**	**.00760**	**.21095**	**.00970**	**.02023**	**1.2805**	**.03911**	**2.7954**	**.00953**	**.11584**	**.02261**
Stddev	.00342	.0067	.00290	.00061	.00012	.00014	.0617	.00006	.0049	.00178	.00167	.00049
%RSD	3.2104	.21843	38.165	.28765	1.2503	.68913	4.8218	.14066	.17385	18.718	1.4449	2.1492
#1	.10887	3.0914	.00555	.21052	.00962	.02013	1.2369	.03907	2.7920	.00827	.11702	.02295
#2	.10404	3.0819	.00965	.21138	.00979	.02033	1.3242	.03915	2.7989	.01079	.11465	.02226
Check ?	Chk Pass	Chk Pass	Chk Pass	Chk Pass	Chk Pass	Chk Pass	Chk Pass	Chk Pass	Chk Pass	Chk Pass	None	Chk Pass
Value												
Range												

Elem	Se1960	Si2881	SiO2	Sn1899	Sr4077	Th2837	Ti3349	Tl1908	U_3701	V_2924	Zn2062	Zr3391
Units	ppm	ppm	ppm	ppm	ppm	ppm	ppm	ppm	ppm	ppm	ppm	ppm
Avg	**.01770**	**.50598**	**1.0828**	**.10174**	**.01018**	**.01648**	**.00934**	**.01145**	F **.02528**	**.00963**	F **.02782**	**.01594**
Stddev	.00020	.08188	.1752	.00194	.00013	.00156	.00076	.00101	.01441	.00034	.00102	.00392
%RSD	1.1096	16.182	16.182	1.9114	1.2804	9.4425	8.1346	8.8370	56.996	3.4811	3.6550	24.580
#1	.01756	.44809	.95890	.10311	.01027	.01758	.00880	.01073	.01509	.00986	.02710	.01317
#2	.01784	.56388	1.2067	.10036	.01009	.01538	.00987	.01216	.03547	.00939	.02854	.01871
Check ?	Chk Pass	Chk Pass	Chk Pass	Chk Pass	Chk Pass	Chk Pass	Chk Pass	Chk Pass	Chk Fail	Chk Pass	Chk Fail	Chk Pass
Value									.06000		.02000	
Range									-30.000%		30.000%	

Int. Std.	Y_2243	Y_3600	Y_3774
Units	Cts/S	Cts/S	Cts/S
Avg	**2670.6**	**41963.**	**2178.1**
Stddev	40.9	75.	21.6
%RSD	1.5305	.17967	.99005
#1	2699.5	42016.	2193.3
#2	2641.7	41910.	2162.8

Sample Name: MB 280-325817/1-A Acquired: 5/19/2016 2:44:31 Type: Unk
Method: 6500_025(v6) Mode: CONC Corr. Factor: 1.000000
User: CRHOADES Prep Date: 5/18 Custom ID2: Custom ID3:
Comment: 325817 6010C Q5 (Fe)

Elem	Ag3280	Al1670	As1890	B_2089	Ba4554	Be3130	Bi2230	Ca3179	Cd2288
Line	328.068 {103}	167.079 {502}	189.042 {478}	208.959 {461}	455.403 { 74}	313.042 {108}	223.061 {451}	317.933 {106}	228.802 {447}
Units	ppm	ppm	ppm	ppm	ppm	ppm	ppm	ppm	ppm
Avg	**-.00038**	**.00296**	**.00022**	**.01514**	**-.00059**	**.00010**	**-.00052**	**-.00256**	**.00013**
Stddev	.00002	.00009	.00214	.00006	.00049	.00004	.00223	.00088	.00007
%RSD	5.8792	3.1504	970.33	.40865	83.649	41.793	427.19	34.422	53.172
#1	-.00039	.00289	-.00129	.01510	-.00024	.00013	.00105	-.00193	.00017
#2	-.00036	.00303	.00173	.01519	-.00094	.00007	-.00210	-.00318	.00008
Check ?	Chk Pass	Chk Pass	Chk Pass	Chk Pass	Chk Pass	Chk Pass	Chk Pass	Chk Pass	Chk Pass
High Limit									
Low Limit									

Elem	Co2286	Cr2055	Cu3247	Fe2599	K_7664	Li6707	Mg2790	Mn2576	Mo2020
Line	228.616 {447}	205.560 {464}	324.754 {104}	259.940 {130}	766.490 { 44}	670.784 { 50}	279.079 {121}2	257.610 {131}	202.030 {467}
Units	ppm	ppm	ppm	ppm	ppm	ppm	ppm	ppm	ppm
Avg	**.00013**	**.00005**	**-.00114**	F **.11950**	**.02686**	**-.00171**	**-.00170**	**.00273**	**.00002**
Stddev	.00003	.00033	.00002	.00289	.03982	.00406	.00266	.00000	.00017
%RSD	22.888	662.84	1.6509	2.4198	148.24	237.89	156.94	.04468	729.45
#1	.00016	-.00019	-.00113	.12155	-.00129	.00117	-.00358	.00273	-.00010
#2	.00011	.00029	-.00115	.11746	.05502	-.00458	.00019	.00273	.00014
Check ?	Chk Pass	Chk Pass	Chk Pass	Chk Fail	Chk Pass	Chk Pass	Chk Pass	Chk Pass	Chk Pass
High Limit				.10000					
Low Limit				-.10000					

Elem	Na5895	Ni2316	P_1782	Pb2203	S_1820	Sb2068	Se1960	Si2881	SiO2
Line	589.592 { 57}	231.604 {446}	178.284 {489}	220.353 {453}	182.034 {485}	206.833 {463}	196.090 {472}	288.158 {117}	288.158 {117}2
Units	ppm	ppm	ppm	ppm	ppm	ppm	ppm	ppm	ppm
Avg	**.26470**	**-.00060**	**.00326**	**-.00118**	F **.10704**	**.00439**	**.00529**	**.04182**	**.08949**
Stddev	.00548	.00033	.00093	.00066	.00074	.00354	.00230	.07382	.15798
%RSD	2.0687	54.866	28.690	55.788	.68822	80.604	43.486	176.55	176.55
#1	.26083	-.00037	.00392	-.00071	.10652	.00690	.00692	.09402	.20120
#2	.26857	-.00083	.00260	-.00164	.10756	.00189	.00366	-.01039	-.02223
Check ?	Chk Pass	Chk Pass	Chk Pass	Chk Pass	Chk Fail	Chk Pass	Chk Pass	Chk Pass	None
High Limit					.10000				
Low Limit					-.10000				

Elem	Sn1899	Sr4077	Th2837	Ti3349	Tl1908	U_3701	V_2924	Zn2062	Zr3391
Line	189.989 {477}	407.771 { 83}	283.730 {119}	334.904 {101}	190.856 {477}	370.152 { 91}	292.402 {115}	206.200 {163}	339.198 { 99}
Units	ppm	ppm	ppm	ppm	ppm	ppm	ppm	ppm	ppm
Avg	**-.00017**	**.00028**	**-.00039**	**.00008**	**-.00034**	**.03334**	**.00011**	**.00154**	**.00124**
Stddev	.00018	.00014	.00101	.00011	.00344	.03238	.00009	.00018	.00008
%RSD	106.22	50.991	256.16	134.79	1001.3	97.132	78.797	11.677	6.4408
#1	-.00029	.00018	.00032	.00000	.00209	.01044	.00018	.00142	.00119
#2	-.00004	.00038	-.00110	.00015	-.00277	.05624	.00005	.00167	.00130
Check ?	Chk Pass	Chk Pass	Chk Pass	Chk Pass	Chk Pass	Chk Pass	Chk Pass	Chk Pass	Chk Pass
High Limit									
Low Limit									

Int. Std.	Y_2243	Y_3600	Y_3774
Line	224.306 {450}	360.073 { 94}	377.433 { 89}
Units	Cts/S	Cts/S	Cts/S
Avg	**2707.5**	**42395.**	**2224.1**
Stddev	53.3	66.	29.1
%RSD	1.9695	.15606	1.3083
#1	2669.8	42442.	2244.7
#2	2745.3	42349.	2203.5

Sample Name: LCS 280-325817/2-A Acquired: 5/19/2016 2:46:52 Type: Unk
Method: 6500_025(v6) Mode: CONC Corr. Factor: 1.000000
User: CRHOADES Prep Date: Custom ID2: Custom ID3:
Comment: 325817 6010C Q5 (Fe)

Elem	Ag3280	Al1670	As1890	B_2089	Ba4554	Be3130	Bi2230	Ca3179	Cd2288
Line	328.068 {103}	167.079 {502}	189.042 {478}	208.959 {461}	455.403 { 74}	313.042 {108}	223.061 {451}	317.933 {106}	228.802 {447}
Units	ppm	ppm	ppm	ppm	ppm	ppm	ppm	ppm	ppm
Avg	**.04892**	**2.0592**	**1.0395**	**.97656**	**2.0189**	**.04638**	**2.1250**	**48.383**	**.09492**
Stddev	.00015	.0217	.0137	.00912	.0340	.00018	.0146	.813	.00034
%RSD	.31582	1.0534	1.3173	.93372	1.6830	.38156	.68703	1.6799	.35668
#1	.04881	2.0746	1.0492	.98301	2.0429	.04651	2.1354	48.958	.09516
#2	.04903	2.0439	1.0299	.97011	1.9949	.04626	2.1147	47.808	.09468
Check ?	Chk Pass	Chk Pass	Chk Pass	Chk Pass	Chk Pass	Chk Pass	None	Chk Pass	Chk Pass
High Limit									
Low Limit									

Elem	Co2286	Cr2055	Cu3247	Fe2599	K_7664	Li6707	Mg2790	Mn2576	Mo2020
Line	228.616 {447}	205.560 {464}	324.754 {104}	259.940 {130}	766.490 { 44}	670.784 { 50}	279.079 {121}2	257.610 {131}	202.030 {467}
Units	ppm	ppm	ppm	ppm	ppm	ppm	ppm	ppm	ppm
Avg	**.46705**	**.19329**	**.25647**	**.93046**	**48.686**	**.96103**	**46.995**	**.45317**	**1.0226**
Stddev	.00349	.00137	.00139	.00878	.750	.00200	.148	.00072	.0114
%RSD	.74679	.71038	.54387	.94381	1.5401	.20825	.31523	.15855	1.1140
#1	.46952	.19426	.25745	.93667	49.216	.95962	47.100	.45367	1.0307
#2	.46458	.19231	.25548	.92425	48.156	.96245	46.890	.45266	1.0146
Check ?	Chk Pass	Chk Pass	Chk Pass	Chk Pass	Chk Pass	Chk Pass	Chk Pass	Chk Pass	Chk Pass
High Limit									
Low Limit									

Elem	Na8183	Ni2316	P_1782	Pb2203	S_1820	Sb2068	Se1960	Si2881	SiO2
Line	818.326 { 41}	231.604 {446}	178.284 {489}	220.353 {453}	182.034 {485}	206.833 {463}	196.090 {472}	288.158 {117}	288.158 {117}2
Units	ppm	ppm	ppm	ppm	ppm	ppm	ppm	ppm	ppm
Avg	**52.896**	**.45994**	**9.6496**	**.48151**	**2.1247**	**.50011**	**2.1329**	**9.4992**	**20.328**
Stddev	.370	.00307	.0719	.00310	.0065	.00629	.0010	.0447	.096
%RSD	.69948	.66825	.74538	.64392	.30665	1.2581	.04602	.47006	.47006
#1	52.635	.46211	9.7005	.48370	2.1293	.50456	2.1336	9.4676	20.261
#2	53.158	.45777	9.5988	.47931	2.1201	.49567	2.1322	9.5308	20.396
Check ?	Chk Pass	Chk Pass	Chk Pass	Chk Pass	None	Chk Pass	Chk Pass	Chk Pass	None
High Limit									
Low Limit									

Elem	Sn1899	Sr4077	Th2837	Ti3349	Tl1908	U_3701	V_2924	Zn2062	Zr3391
Line	189.989 {477}	407.771 { 83}	283.730 {119}	334.904 {101}	190.856 {477}	370.152 { 91}	292.402 {115}	206.200 {163}	339.198 { 99}
Units	ppm	ppm	ppm	ppm	ppm	ppm	ppm	ppm	ppm
Avg	**1.9912**	**.92578**	**.93139**	**.91705**	**1.9338**	**2.0904**	**.47285**	**.44326**	**.51774**
Stddev	.0015	.01502	.00265	.00129	.0567	.0031	.00072	.00325	.00011
%RSD	.07703	1.6226	.28461	.14108	2.9330	.14866	.15312	.73227	.02048
#1	1.9923	.93640	.93326	.91797	1.9739	2.0926	.47234	.44555	.51766
#2	1.9901	.91516	.92952	.91614	1.8937	2.0882	.47336	.44096	.51781
Check ?	Chk Pass	Chk Pass	Chk Pass	Chk Pass	Chk Pass	Chk Pass	Chk Pass	Chk Pass	Chk Pass
High Limit									
Low Limit									

Int. Std.	Y_2243	Y_3600	Y_3774
Line	224.306 {450}	360.073 { 94}	377.433 { 89}
Units	Cts/S	Cts/S	Cts/S
Avg	**2665.8**	**40680.**	**2211.8**
Stddev	21.7	246.	43.3
%RSD	.81222	.60576	1.9578
#1	2650.5	40506.	2181.2
#2	2681.1	40855.	2242.4

Sample Name: 280-82764-G-1-D Acquired: 5/19/2016 2:49:19 Type: Unk
Method: 6500_025(v6) Mode: CONC Corr. Factor: 1.000000
User: CRHOADES Prep Date: Custom ID2: Custom ID3:
Comment: 325817 6010C Q5 (Fe)

Elem	Ag3280	Al1670	As1890	B_2089	Ba4554	Be3130	Bi2230	Ca3179	Cd2288
Line	328.068 {103}	167.079 {502}	189.042 {478}	208.959 {461}	455.403 { 74}	313.042 {108}	223.061 {451}	317.933 {106}	228.802 {447}
Units	ppm	ppm	ppm	ppm	ppm	ppm	ppm	ppm	ppm
Avg	**-.00044**	**.02544**	**.01331**	**.46545**	**.12873**	**.00008**	**.00097**	**76.872**	**.00040**
Stddev	.00054	.00007	.00010	.00250	.00103	.00021	.00133	1.214	.00009
%RSD	124.23	.25826	.75515	.53621	.79726	245.02	137.25	1.5793	22.171
#1	-.00005	.02539	.01324	.46722	.12945	-.00006	.00003	77.731	.00047
#2	-.00082	.02548	.01338	.46369	.12800	.00023	.00192	76.014	.00034
Check ?	Chk Pass	Chk Pass	Chk Pass	Chk Pass	Chk Pass	Chk Pass	Chk Pass	Chk Pass	Chk Pass
High Limit									
Low Limit									

Elem	Co2286	Cr2055	Cu3247	Fe2599	K_7664	Li6707	Mg2790	Mn2576	Mo2020
Line	228.616 {447}	205.560 {464}	324.754 {104}	259.940 {130}	766.490 { 44}	670.784 { 50}	279.079 {121}2	257.610 {131}	202.030 {467}
Units	ppm	ppm	ppm	ppm	ppm	ppm	ppm	ppm	ppm
Avg	**.01576**	**.00181**	**-.00022**	**30.780**	**17.150**	**-.00049**	**13.346**	**.18008**	**.00346**
Stddev	.00029	.00036	.00084	.458	.079	.00243	.006	.00045	.00142
%RSD	1.8525	20.104	387.43	1.4874	.46274	496.13	.04167	.25001	41.162
#1	.01555	.00155	.00038	31.104	17.206	.00123	13.350	.18040	.00245
#2	.01597	.00207	-.00081	30.457	17.094	-.00221	13.342	.17976	.00447
Check ?	Chk Pass	Chk Pass	Chk Pass	Chk Pass	Chk Pass	Chk Pass	Chk Pass	Chk Pass	Chk Pass
High Limit									
Low Limit									

Elem	Na8183	Ni2316	P_1782	Pb2203	S_1820	Sb2068	Se1960	Si2881	SiO2
Line	818.326 { 41}	231.604 {446}	178.284 {489}	220.353 {453}	182.034 {485}	206.833 {463}	196.090 {472}	288.158 {117}	288.158 {117}2
Units	ppm	ppm	ppm	ppm	ppm	ppm	ppm	ppm	ppm
Avg	**25.334**	**.00753**	**.15360**	**-.00180**	**13.134**	**-.00054**	**.01310**	**2.1913**	**4.6895**
Stddev	.155	.00049	.00225	.00028	.008	.00885	.00986	.0131	.0281
%RSD	.61015	6.5442	1.4671	15.559	.06001	1646.1	75.263	.59890	.59890
#1	25.443	.00787	.15519	-.00200	13.139	-.00680	.00613	2.1821	4.6696
#2	25.225	.00718	.15201	-.00160	13.128	.00572	.02008	2.2006	4.7093
Check ?	Chk Pass	Chk Pass	Chk Pass	Chk Pass	Chk Pass	Chk Pass	Chk Pass	Chk Pass	Chk Pass
High Limit									
Low Limit									

Elem	Sn1899	Sr4077	Th2837	Ti3349	Tl1908	U_3701	V_2924	Zn2062	Zr3391
Line	189.989 {477}	407.771 { 83}	283.730 {119}	334.904 {101}	190.856 {477}	370.152 { 91}	292.402 {115}	206.200 {163}	339.198 { 99}
Units	ppm	ppm	ppm	ppm	ppm	ppm	ppm	ppm	ppm
Avg	**.00151**	**.34856**	**.00270**	**-.00062**	**.01457**	**.00156**	**.00494**	**.01825**	**-.00132**
Stddev	.00101	.00544	.00018	.00044	.00740	.00490	.00056	.00052	.00579
%RSD	67.068	1.5610	6.5025	70.769	50.782	313.41	11.248	2.8390	437.66
#1	.00222	.35241	.00283	-.00093	.00934	-.00190	.00455	.01862	.00277
#2	.00079	.34472	.00258	-.00031	.01980	.00503	.00533	.01789	-.00542
Check ?	Chk Pass	Chk Pass	Chk Pass	Chk Pass	Chk Pass	Chk Pass	Chk Pass	Chk Pass	Chk Pass
High Limit									
Low Limit									

Int. Std.	Y_2243	Y_3600	Y_3774
Line	224.306 {450}	360.073 { 94}	377.433 { 89}
Units	Cts/S	Cts/S	Cts/S
Avg	**2642.0**	**41050.**	**2217.0**
Stddev	53.9	26.	25.5
%RSD	2.0411	.06425	1.1517
#1	2603.8	41031.	2199.0
#2	2680.1	41069.	2235.1

Sample Name: 280-82764-G-1-D SD@5 Acquired: 5/19/2016 2:51:56 Type: Unk
Method: 6500_025(v6) Mode: CONC Corr. Factor: 1.000000
User: CRHOADES Prep Date: Custom ID2: Custom ID3:
Comment: 325817 6010C Q5 (Fe)

Elem	Ag3280	Al1670	As1890	B_2089	Ba4554	Be3130	Bi2230	Ca3179	Cd2288
Line	328.068 {103}	167.079 {502}	189.042 {478}	208.959 {461}	455.403 { 74}	313.042 {108}	223.061 {451}	317.933 {106}	228.802 {447}
Units	ppm	ppm	ppm	ppm	ppm	ppm	ppm	ppm	ppm
Avg	**-.00008**	**.00710**	**-.00437**	**.10330**	**.02477**	**-.00021**	**.00185**	**15.613**	**-.00036**
Stddev	.00002	.00005	.00064	.00234	.00142	.00015	.00378	.184	.00006
%RSD	30.039	.70614	14.697	2.2690	5.7396	73.738	204.23	1.1778	15.838
#1	-.00006	.00707	-.00482	.10495	.02578	-.00031	.00452	15.743	-.00032
#2	-.00010	.00714	-.00391	.10164	.02377	-.00010	-.00082	15.483	-.00040
Check ?	Chk Pass	Chk Pass	Chk Pass	Chk Pass	Chk Pass	Chk Pass	Chk Pass	Chk Pass	Chk Pass
High Limit									
Low Limit									

Elem	Co2286	Cr2055	Cu3247	Fe2599	K_7664	Li6707	Mg2790	Mn2576	Mo2020
Line	228.616 {447}	205.560 {464}	324.754 {104}	259.940 {130}	766.490 { 44}	670.784 { 50}	279.079 {121}2	257.610 {131}	202.030 {467}
Units	ppm	ppm	ppm	ppm	ppm	ppm	ppm	ppm	ppm
Avg	**.00289**	**.00053**	**-.00107**	**6.1947**	**3.3993**	**-.00105**	**2.7041**	**.03618**	**.00024**
Stddev	.00000	.00036	.00069	.0243	.0623	.00540	.0049	.00004	.00038
%RSD	.09748	67.771	64.616	.39263	1.8335	515.65	.18077	.11805	155.87
#1	.00288	.00028	-.00058	6.2119	3.4434	.00277	2.7007	.03621	-.00002
#2	.00289	.00079	-.00156	6.1775	3.3553	-.00487	2.7076	.03615	.00051
Check ?	Chk Pass	Chk Pass	Chk Pass	Chk Pass	Chk Pass	Chk Pass	Chk Pass	Chk Pass	Chk Pass
High Limit									
Low Limit									

Elem	Na5895	Ni2316	P_1782	Pb2203	S_1820	Sb2068	Se1960	Si2881	SiO2
Line	589.592 { 57}	231.604 {446}	178.284 {489}	220.353 {453}	182.034 {485}	206.833 {463}	196.090 {472}	288.158 {117}	288.158 {117}2
Units	ppm	ppm	ppm	ppm	ppm	ppm	ppm	ppm	ppm
Avg	**4.4466**	**.00111**	**.02902**	**.00161**	**2.6541**	**.00286**	**.00280**	**.44957**	**.96208**
Stddev	.0076	.00035	.00307	.00136	.0414	.00633	.00424	.03361	.07193
%RSD	.17091	32.047	10.575	84.330	1.5615	221.57	151.32	7.4770	7.4770
#1	4.4520	.00086	.03119	.00257	2.6834	-.00162	.00580	.47334	1.0129
#2	4.4412	.00136	.02685	.00065	2.6248	.00733	-.00020	.42580	.91121
Check ?	Chk Pass	Chk Pass	Chk Pass	Chk Pass	Chk Pass	Chk Pass	Chk Pass	Chk Pass	Chk Pass
High Limit									
Low Limit									

Elem	Sn1899	Sr4077	Th2837	Ti3349	Tl1908	U_3701	V_2924	Zn2062	Zr3391
Line	189.989 {477}	407.771 { 83}	283.730 {119}	334.904 {101}	190.856 {477}	370.152 { 91}	292.402 {115}	206.200 {163}	339.198 { 99}
Units	ppm	ppm	ppm	ppm	ppm	ppm	ppm	ppm	ppm
Avg	**.00213**	**.07045**	**.00128**	**-.00021**	**.00151**	**-.02487**	**.00166**	**.00444**	**-.00178**
Stddev	.00012	.00023	.00131	.00043	.00176	.01735	.00025	.00078	.00496
%RSD	5.5488	.33151	102.44	203.79	116.92	69.778	14.926	17.657	278.09
#1	.00222	.07061	.00035	-.00052	.00026	-.03714	.00148	.00500	.00172
#2	.00205	.07028	.00220	.00009	.00276	-.01260	.00183	.00389	-.00529
Check ?	Chk Pass	Chk Pass	Chk Pass	Chk Pass	Chk Pass	Chk Pass	Chk Pass	Chk Pass	Chk Pass
High Limit									
Low Limit									

Int. Std.	Y_2243	Y_3600	Y_3774
Line	224.306 {450}	360.073 { 94}	377.433 { 89}
Units	Cts/S	Cts/S	Cts/S
Avg	**2667.8**	**41794.**	**2223.3**
Stddev	35.0	131.	37.3
%RSD	1.3117	.31325	1.6799
#1	2643.1	41701.	2196.9
#2	2692.5	41886.	2249.7

Sample Name: 280-82764-G-1-E MS Acquired: 5/19/2016 2:54:35 Type: Unk
Method: 6500_025(v6) Mode: CONC Corr. Factor: 1.000000
User: CRHOADES Prep Date: Custom ID2: Custom ID3:
Comment: 325817 6010C Q5 (Fe)

Elem	Ag3280	Al1670	Al3092	As1890	B_2089	Ba4554	Be3130	Bi2230	Ca3179
Line	328.068 {103}	167.079 {502}	309.271 {109}	189.042 {478}	208.959 {461}	455.403 { 74}	313.042 {108}	223.061 {451}	317.933 {106}
Units	ppm	ppm	ppm	ppm	ppm	ppm	ppm	ppm	ppm
Avg	**.05028**	**2.0793**	W **2.3855**	**1.0761**	**1.4613**	**2.1571**	**.04703**	F **2.1562**	**126.13**
Stddev	.00123	.0193	.0572	.0079	.0091	.0104	.00002	.0278	.24
%RSD	2.4418	.92938	2.3970	.73317	.62264	.48446	.05042	1.2886	.19392
#1	.04942	2.0930	2.4259	1.0817	1.4678	2.1645	.04701	2.1759	126.31
#2	.05115	2.0657	2.3450	1.0705	1.4549	2.1497	.04705	2.1366	125.96
Check ?	Chk Pass	Chk Pass	Chk Warn	Chk Pass	Chk Pass	Chk Pass	Chk Pass	Chk Fail	Chk Pass
High Limit			500.00					.10000	
Low Limit			3.2000					-.10000	

Elem	Cd2288	Co2286	Cr2055	Cu3247	Fe2599	K_7664	Li6707	Mg2790	Mn2576
Line	228.802 {447}	228.616 {447}	205.560 {464}	324.754 {104}	259.940 {130}	766.490 { 44}	670.784 { 50}	279.079 {121}2	257.610 {131}
Units	ppm	ppm	ppm	ppm	ppm	ppm	ppm	ppm	ppm
Avg	**.09713**	**.48984**	**.19797**	**.26687**	**32.002**	**66.037**	**.97989**	**61.671**	**.64711**
Stddev	.00019	.00381	.00222	.00053	.098	.192	.00081	.095	.00168
%RSD	.19863	.77863	1.1204	.19687	.30757	.29067	.08238	.15474	.25989
#1	.09727	.49254	.19954	.26724	32.072	66.173	.97932	61.604	.64592
#2	.09699	.48714	.19640	.26650	31.933	65.902	.98046	61.739	.64830
Check ?	Chk Pass	Chk Pass	Chk Pass	Chk Pass	Chk Pass	Chk Pass	Chk Pass	Chk Pass	Chk Pass
High Limit									
Low Limit									

Elem	Mo2020	Na8183	Ni2316	P_1782	Pb2203	S_1820	Sb2068	Se1960	Si2881
Line	202.030 {467}	818.326 { 41}	231.604 {446}	178.284 {489}	220.353 {453}	182.034 {485}	206.833 {463}	196.090 {472}	288.158 {117}
Units	ppm	ppm	ppm	ppm	ppm	ppm	ppm	ppm	ppm
Avg	**1.0454**	**77.871**	**.47494**	W **10.227**	**.48730**	**15.789**	**.51681**	**2.1741**	**11.965**
Stddev	.0116	.778	.00396	.074	.00255	.132	.00257	.0230	.000
%RSD	1.1120	.99942	.83430	.72811	.52296	.83492	.49801	1.0572	.00413
#1	1.0536	77.320	.47774	10.280	.48910	15.882	.51863	2.1904	11.964
#2	1.0372	78.421	.47214	10.174	.48550	15.696	.51499	2.1579	11.965
Check ?	Chk Pass	Chk Pass	Chk Pass	Chk Warn	Chk Pass	Chk Pass	Chk Pass	Chk Pass	Chk Pass
High Limit				2.0000					
Low Limit				-1.0000					

Elem	SiO2	Sn1899	Sr4077	Th2837	Ti3349	Tl1908	U_3701	V_2924	Zn2062
Line	288.158 {117}2	189.989 {477}	407.771 { 83}	283.730 {119}	334.904 {101}	190.856 {477}	370.152 { 91}	292.402 {115}	206.200 {163}
Units	ppm	ppm	ppm	ppm	ppm	ppm	ppm	ppm	ppm
Avg	**25.605**	W **2.0119**	**1.2874**	**.95404**	**.94270**	**1.8775**	**2.1567**	**.48587**	**.46657**
Stddev	.001	.0019	.0034	.00215	.00027	.0579	.0083	.00143	.00027
%RSD	.00413	.09317	.26592	.22541	.02886	3.0852	.38462	.29369	.05720
#1	25.604	2.0132	1.2898	.95556	.94251	1.9185	2.1626	.48688	.46676
#2	25.605	2.0106	1.2850	.95252	.94290	1.8365	2.1509	.48487	.46639
Check ?	Chk Pass	Chk Warn	Chk Pass	Chk Pass	Chk Pass	Chk Pass	Chk Pass	Chk Pass	Chk Pass
High Limit		2.0000							
Low Limit		-.05000							

Elem	Zr3391
Line	339.198 { 99}
Units	ppm
Avg	**.53452**
Stddev	.00401
%RSD	.74962
#1	.53168
#2	.53735
Check ?	Chk Pass
High Limit	
Low Limit	

Sample Name: 280-82764-G-1-E MS Acquired: 5/19/2016 2:54:35 Type: Unk
Method: 6500_025(v6) Mode: CONC Corr. Factor: 1.000000
User: CRHOADES Prep Date: Custom ID2: Custom ID3:
Comment: 325817 6010C Q5 (Fe)

Int. Std.	Y_2243	Y_3600	Y_3774
Line	224.306 {450}	360.073 { 94}	377.433 { 89}
Units	Cts/S	Cts/S	Cts/S
Avg	**2655.3**	**40556.**	**2260.5**
Stddev	23.2	111.	1.6
%RSD	.87456	.27395	.07281
#1	2638.9	40634.	2259.3
#2	2671.8	40477.	2261.7

Sample Name: 280-82764-G-1-F MSD Acquired: 5/19/2016 2:57:02 Type: Unk
Method: 6500_025(v6) Mode: CONC Corr. Factor: 1.000000
User: CRHOADES Prep Date: Custom ID2: Custom ID3:
Comment: 325817 6010C Q5 (Fe)

Elem	Ag3280	Al1670	As1890	B_2089	Ba4554	Be3130	Bi2230	Ca3179	Cd2288
Line	328.068 {103}	167.079 {502}	189.042 {478}	208.959 {461}	455.403 { 74}	313.042 {108}	223.061 {451}	317.933 {106}	228.802 {447}
Units	ppm	ppm	ppm	ppm	ppm	ppm	ppm	ppm	ppm
Avg	**.04890**	**2.0706**	**1.0746**	**1.4425**	**2.1225**	**.04551**	F **2.1290**	**124.50**	**.09527**
Stddev	.00008	.0147	.0030	.0096	.0441	.00038	.0194	2.85	.00105
%RSD	.16740	.70838	.27930	.66744	2.0790	.83943	.91251	2.2876	1.0996
#1	.04884	2.0602	1.0725	1.4357	2.0913	.04524	2.1153	122.49	.09453
#2	.04896	2.0809	1.0767	1.4493	2.1537	.04578	2.1428	126.52	.09601
Check ?	Chk Pass	Chk Pass	Chk Pass	Chk Pass	Chk Pass	Chk Pass	Chk Fail	Chk Pass	Chk Pass
High Limit							.10000		
Low Limit							-.10000		

Elem	Co2286	Cr2055	Cu3247	Fe2599	K_7664	Li6707	Mg2790	Mn2576	Mo2020
Line	228.616 {447}	205.560 {464}	324.754 {104}	259.940 {130}	766.490 { 44}	670.784 { 50}	279.079 {121}2	257.610 {131}	202.030 {467}
Units	ppm	ppm	ppm	ppm	ppm	ppm	ppm	ppm	ppm
Avg	**.48378**	**.19471**	**.25477**	**31.830**	**64.930**	**.93974**	**58.966**	**.61898**	**1.0336**
Stddev	.00477	.00225	.00054	.702	1.345	.00116	.111	.00042	.0106
%RSD	.98533	1.1563	.21003	2.2042	2.0718	.12383	.18844	.06768	1.0240
#1	.48041	.19311	.25515	31.333	63.979	.94057	59.045	.61928	1.0261
#2	.48715	.19630	.25439	32.326	65.881	.93892	58.887	.61869	1.0411
Check ?	Chk Pass	Chk Pass	Chk Pass	Chk Pass	Chk Pass	Chk Pass	Chk Pass	Chk Pass	Chk Pass
High Limit									
Low Limit									

Elem	Na8183	Ni2316	P_1782	Pb2203	S_1820	Sb2068	Se1960	Si2881	SiO2
Line	818.326 { 41}	231.604 {446}	178.284 {489}	220.353 {453}	182.034 {485}	206.833 {463}	196.090 {472}	288.158 {117}	288.158 {117}2
Units	ppm	ppm	ppm	ppm	ppm	ppm	ppm	ppm	ppm
Avg	**74.518**	**.46664**	W **10.028**	**.48311**	**15.638**	**.50257**	**2.1256**	**11.485**	**24.578**
Stddev	.053	.00504	.116	.00697	.157	.00945	.0557	.059	.127
%RSD	.07142	1.0795	1.1599	1.4426	1.0018	1.8802	2.6214	.51559	.51559
#1	74.481	.46308	9.9459	.47818	15.527	.49588	2.0862	11.527	24.668
#2	74.556	.47020	10.110	.48804	15.748	.50925	2.1650	11.443	24.489
Check ?	Chk Pass	Chk Pass	Chk Warn	Chk Pass	Chk Pass	Chk Pass	Chk Pass	Chk Pass	Chk Pass
High Limit			2.0000						
Low Limit			-1.0000						

Elem	Sn1899	Sr4077	Th2837	Ti3349	Tl1908	U_3701	V_2924	Zn2062	Zr3391
Line	189.989 {477}	407.771 { 83}	283.730 {119}	334.904 {101}	190.856 {477}	370.152 { 91}	292.402 {115}	206.200 {163}	339.198 { 99}
Units	ppm	ppm	ppm	ppm	ppm	ppm	ppm	ppm	ppm
Avg	**1.9689**	**1.2612**	**.90618**	**.89628**	**1.8557**	**1.9891**	**.46490**	**.44584**	**.50073**
Stddev	.0531	.0254	.00181	.00306	.0016	.0175	.00027	.00089	.00421
%RSD	2.6975	2.0122	.19998	.34087	.08419	.88001	.05784	.19881	.84034
#1	1.9314	1.2432	.90490	.89844	1.8568	1.9767	.46509	.44521	.49776
#2	2.0065	1.2791	.90746	.89412	1.8546	2.0015	.46471	.44646	.50371
Check ?	Chk Pass	Chk Pass	Chk Pass	Chk Pass	Chk Pass	Chk Pass	Chk Pass	Chk Pass	Chk Pass
High Limit									
Low Limit									

Int. Std.	Y_2243	Y_3600	Y_3774
Line	224.306 {450}	360.073 { 94}	377.433 { 89}
Units	Cts/S	Cts/S	Cts/S
Avg	**2572.8**	**40653.**	**2215.4**
Stddev	15.8	10.	48.1
%RSD	.61324	.02434	2.1715
#1	2584.0	40660.	2249.4
#2	2561.6	40646.	2181.4

Sample Name: 280-82764-G-1-D PDS Acquired: 5/19/2016 2:59:29 Type: Unk
Method: 6500_025(v6) Mode: CONC Corr. Factor: 1.000000
User: CRHOADES Prep Date: Custom ID2: Custom ID3:
Comment: 325817 6010C Q5 (Fe)

Elem	Ag3280	Al1670	As1890	B_2089	Ba4554	Be3130	Bi2230	Ca3179	Cd2288
Line	328.068 {103}	167.079 {502}	189.042 {478}	208.959 {461}	455.403 { 74}	313.042 {108}	223.061 {451}	317.933 {106}	228.802 {447}
Units	ppm	ppm	ppm	ppm	ppm	ppm	ppm	ppm	ppm
Avg	**.00929**	**1.0797**	**.23389**	**.55749**	**.22849**	**.04589**	**.00132**	**94.623**	**.04989**
Stddev	.00013	.0041	.00095	.00400	.00381	.00071	.00444	2.314	.00079
%RSD	1.3563	.38159	.40563	.71775	1.6667	1.5537	335.02	2.4452	1.5812
#1	.00920	1.0826	.23322	.56032	.23118	.04640	.00446	96.259	.05044
#2	.00938	1.0768	.23457	.55466	.22579	.04539	-.00181	92.987	.04933
Check ?	Chk Pass	Chk Pass	Chk Pass	Chk Pass	Chk Pass	Chk Pass	Chk Pass	Chk Pass	Chk Pass
High Limit									
Low Limit									

Elem	Co2286	Cr2055	Cu3247	Fe2599	K_7664	Li6707	Mg2790	Mn2576	Mo2020
Line	228.616 {447}	205.560 {464}	324.754 {104}	259.940 {130}	766.490 { 44}	670.784 { 50}	279.079 {121}2	257.610 {131}	202.030 {467}
Units	ppm	ppm	ppm	ppm	ppm	ppm	ppm	ppm	ppm
Avg	**.06420**	**.05159**	**.05133**	**31.193**	**36.173**	**.09573**	**31.316**	**.22137**	**.05618**
Stddev	.00170	.00213	.00103	.729	.795	.00541	.148	.00133	.00046
%RSD	2.6472	4.1304	2.0161	2.3371	2.1980	5.6465	.47224	.59973	.82740
#1	.06540	.05310	.05060	31.708	36.736	.09955	31.211	.22043	.05651
#2	.06300	.05008	.05206	30.678	35.611	.09191	31.420	.22230	.05585
Check ?	Chk Pass	Chk Pass	Chk Pass	Chk Pass	Chk Pass	Chk Pass	Chk Pass	Chk Pass	Chk Pass
High Limit									
Low Limit									

Elem	Na8183	Ni2316	P_1782	Pb2203	S_1820	Sb2068	Se1960	Si2881	SiO2
Line	818.326 { 41}	231.604 {446}	178.284 {489}	220.353 {453}	182.034 {485}	206.833 {463}	196.090 {472}	288.158 {117}	288.158 {117}2
Units	ppm	ppm	ppm	ppm	ppm	ppm	ppm	ppm	ppm
Avg	**44.732**	**.05523**	W **2.1624**	**.09913**	**13.154**	**.10247**	**.22684**	**7.0614**	**15.111**
Stddev	.249	.00203	.0495	.00224	.360	.00401	.00398	.0345	.074
%RSD	.55768	3.6722	2.2884	2.2616	2.7332	3.9144	1.7566	.48810	.48810
#1	44.908	.05666	2.1974	.10072	13.409	.10531	.22966	7.0370	15.059
#2	44.555	.05380	2.1274	.09755	12.900	.09964	.22402	7.0857	15.163
Check ?	Chk Pass	Chk Pass	Chk Warn	Chk Pass	Chk Pass	Chk Pass	Chk Pass	Chk Pass	Chk Pass
High Limit			2.0000						
Low Limit			-1.0000						

Elem	Sn1899	Sr4077	Th2837	Ti3349	Tl1908	U_3701	V_2924	Zn2062	Zr3391
Line	189.989 {477}	407.771 { 83}	283.730 {119}	334.904 {101}	190.856 {477}	370.152 { 91}	292.402 {115}	206.200 {163}	339.198 { 99}
Units	ppm	ppm	ppm	ppm	ppm	ppm	ppm	ppm	ppm
Avg	**.10252**	**.38818**	**.18594**	**.04594**	**.18997**	**.51536**	**.05210**	**.19704**	**.05388**
Stddev	.00481	.00975	.00128	.00060	.01174	.02035	.00113	.00040	.00124
%RSD	4.6899	2.5121	.68925	1.2985	6.1805	3.9496	2.1679	.20174	2.3046
#1	.10592	.39507	.18504	.04552	.19828	.52976	.05290	.19732	.05476
#2	.09912	.38128	.18685	.04636	.18167	.50097	.05130	.19676	.05301
Check ?	Chk Pass	Chk Pass	Chk Pass	Chk Pass	Chk Pass	Chk Pass	Chk Pass	Chk Pass	Chk Pass
High Limit									
Low Limit									

Int. Std.	Y_2243	Y_3600	Y_3774
Line	224.306 {450}	360.073 { 94}	377.433 { 89}
Units	Cts/S	Cts/S	Cts/S
Avg	**2516.5**	**39434.**	**2164.0**
Stddev	24.5	196.	7.4
%RSD	.97509	.49786	.34405
#1	2499.1	39295.	2158.7
#2	2533.8	39573.	2169.2

Sample Name: 280-82764-G-2-G Acquired: 5/19/2016 3:02:02 Type: Unk
Method: 6500_025(v6) Mode: CONC Corr. Factor: 1.000000
User: CRHOADES Prep Date: Custom ID2: Custom ID3:
Comment: 325817 6010C Q5 (Fe)

Elem	Ag3280	Al1670	As1890	B_2089	Ba4554	Be3130	Bi2230	Ca3179	Cd2288
Line	328.068 {103}	167.079 {502}	189.042 {478}	208.959 {461}	455.403 { 74}	313.042 {108}	223.061 {451}	317.933 {106}	228.802 {447}
Units	ppm	ppm	ppm	ppm	ppm	ppm	ppm	ppm	ppm
Avg	**-.00025**	**.03230**	**.02546**	**.15155**	**.16756**	**.00036**	**.00142**	**12.597**	**-.00009**
Stddev	.00018	.00040	.00328	.00224	.00228	.00015	.00132	.101	.00013
%RSD	74.248	1.2408	12.895	1.4760	1.3589	41.054	93.299	.80285	152.34
#1	-.00012	.03201	.02314	.14997	.16595	.00047	.00048	12.526	-.00018
#2	-.00038	.03258	.02779	.15313	.16917	.00026	.00236	12.669	.00001
Check ?	Chk Pass	Chk Pass	Chk Pass	Chk Pass	Chk Pass	Chk Pass	Chk Pass	Chk Pass	Chk Pass
High Limit									
Low Limit									

Elem	Co2286	Cr2055	Cu3247	Fe2599	K_7664	Li6707	Mg2790	Mn2576	Mo2020
Line	228.616 {447}	205.560 {464}	324.754 {104}	259.940 {130}	766.490 { 44}	670.784 { 50}	279.079 {121}2	257.610 {131}	202.030 {467}
Units	ppm	ppm	ppm	ppm	ppm	ppm	ppm	ppm	ppm
Avg	**.00178**	**.00054**	**-.00046**	**20.906**	**6.3899**	**-.00077**	**5.8178**	**.07719**	**.00069**
Stddev	.00010	.00005	.00009	.118	.0630	.00258	.0387	.00025	.00097
%RSD	5.5314	8.5837	19.524	.56631	.98658	335.88	.66469	.32401	139.83
#1	.00171	.00057	-.00040	20.822	6.3453	.00106	5.7904	.07701	.00001
#2	.00185	.00050	-.00053	20.990	6.4345	-.00259	5.8451	.07736	.00138
Check ?	Chk Pass	Chk Pass	Chk Pass	Chk Pass	Chk Pass	Chk Pass	Chk Pass	Chk Pass	Chk Pass
High Limit									
Low Limit									

Elem	Na8183	Ni2316	P_1782	Pb2203	S_1820	Sb2068	Se1960	Si2881	SiO2
Line	818.326 { 41}	231.604 {446}	178.284 {489}	220.353 {453}	182.034 {485}	206.833 {463}	196.090 {472}	288.158 {117}	288.158 {117}2
Units	ppm	ppm	ppm	ppm	ppm	ppm	ppm	ppm	ppm
Avg	**22.879**	**.00825**	**.05195**	**-.00218**	**2.2467**	**.00594**	**.00364**	**2.7360**	**5.8550**
Stddev	.253	.00025	.00066	.00033	.0130	.00251	.00327	.0321	.0687
%RSD	1.1049	3.0636	1.2698	15.215	.58010	42.235	89.861	1.1737	1.1737
#1	22.700	.00808	.05241	-.00195	2.2375	.00416	.00596	2.7133	5.8064
#2	23.057	.00843	.05148	-.00242	2.2559	.00771	.00133	2.7587	5.9036
Check ?	Chk Pass	Chk Pass	Chk Pass	Chk Pass	Chk Pass	Chk Pass	Chk Pass	Chk Pass	Chk Pass
High Limit									
Low Limit									

Elem	Sn1899	Sr4077	Th2837	Ti3349	Tl1908	U_3701	V_2924	Zn2062	Zr3391
Line	189.989 {477}	407.771 { 83}	283.730 {119}	334.904 {101}	190.856 {477}	370.152 { 91}	292.402 {115}	206.200 {163}	339.198 { 99}
Units	ppm	ppm	ppm	ppm	ppm	ppm	ppm	ppm	ppm
Avg	**.00099**	**.07963**	**.00231**	**-.00022**	**.00755**	**-.01057**	**.00184**	**.00236**	**.00149**
Stddev	.00281	.00080	.00031	.00021	.00252	.03427	.00054	.00029	.00033
%RSD	283.10	.99912	13.279	94.969	33.418	324.39	29.352	12.307	22.151
#1	.00298	.07907	.00253	-.00036	.00577	-.03480	.00222	.00215	.00125
#2	-.00099	.08019	.00209	-.00007	.00934	.01367	.00146	.00256	.00172
Check ?	Chk Pass	Chk Pass	Chk Pass	Chk Pass	Chk Pass	Chk Pass	Chk Pass	Chk Pass	Chk Pass
High Limit									
Low Limit									

Int. Std.	Y_2243	Y_3600	Y_3774
Line	224.306 {450}	360.073 { 94}	377.433 { 89}
Units	Cts/S	Cts/S	Cts/S
Avg	**2678.4**	**42358.**	**2273.4**
Stddev	1.8	91.	38.5
%RSD	.06840	.21564	1.6951
#1	2677.1	42422.	2300.6
#2	2679.7	42293.	2246.1

Sample Name: 280-82764-X-9-L Acquired: 5/19/2016 3:04:42 Type: Unk
Method: 6500_025(v6) Mode: CONC Corr. Factor: 1.000000
User: CRHOADES Prep Date: Custom ID2: Custom ID3:
Comment: 325817 6010C Q5 (Fe)

Elem	Ag3280	Al1670	As1890	B_2089	Ba4554	Be3130	Bi2230	Ca3179	Cd2288
Line	328.068 {103}	167.079 {502}	189.042 {478}	208.959 {461}	455.403 { 74}	313.042 {108}	223.061 {451}	317.933 {106}	228.802 {447}
Units	ppm	ppm	ppm	ppm	ppm	ppm	ppm	ppm	ppm
Avg	**-.00057**	**.00277**	**.00289**	**.26697**	**.09930**	**.00015**	**-.00102**	**36.817**	**.00008**
Stddev	.00085	.00048	.00164	.00045	.00014	.00006	.00353	.148	.00011
%RSD	150.00	17.315	56.547	.16859	.14231	37.034	347.38	.40108	149.89
#1	.00003	.00244	.00405	.26665	.09940	.00011	-.00351	36.921	.00015
#2	-.00117	.00311	.00174	.26728	.09920	.00019	.00148	36.712	.00000
Check ?	Chk Pass	Chk Pass	Chk Pass	Chk Pass	Chk Pass	Chk Pass	Chk Pass	Chk Pass	Chk Pass
High Limit									
Low Limit									

Elem	Co2286	Cr2055	Cu3247	Fe2599	K_7664	Li6707	Mg2790	Mn2576	Mo2020
Line	228.616 {447}	205.560 {464}	324.754 {104}	259.940 {130}	766.490 { 44}	670.784 { 50}	279.079 {121}2	257.610 {131}	202.030 {467}
Units	ppm	ppm	ppm	ppm	ppm	ppm	ppm	ppm	ppm
Avg	**.00266**	**.00068**	**.00007**	**.12188**	**10.684**	**-.00421**	**8.6895**	**.03817**	**-.00010**
Stddev	.00012	.00020	.00055	.00425	.146	.00460	.0023	.00014	.00026
%RSD	4.5213	29.054	735.56	3.4837	1.3673	109.22	.02598	.36417	266.42
#1	.00257	.00054	-.00032	.11888	10.581	-.00746	8.6879	.03808	-.00028
#2	.00274	.00082	.00047	.12488	10.788	-.00096	8.6911	.03827	.00009
Check ?	Chk Pass	Chk Pass	Chk Pass	Chk Pass	Chk Pass	Chk Pass	Chk Pass	Chk Pass	Chk Pass
High Limit									
Low Limit									

Elem	Na8183	Ni2316	P_1782	Pb2203	S_1820	Sb2068	Se1960	Si2881	SiO2
Line	818.326 { 41}	231.604 {446}	178.284 {489}	220.353 {453}	182.034 {485}	206.833 {463}	196.090 {472}	288.158 {117}	288.158 {117}2
Units	ppm	ppm	ppm	ppm	ppm	ppm	ppm	ppm	ppm
Avg	**81.769**	**.00686**	**.27920**	**.00031**	**6.7649**	**.00192**	**.00527**	**2.0862**	**4.4644**
Stddev	.119	.00024	.00014	.00151	.0132	.00376	.00627	.0343	.0733
%RSD	.14563	3.5557	.05072	481.11	.19546	195.78	119.06	1.6429	1.6429
#1	81.685	.00669	.27930	.00138	6.7743	.00458	.00083	2.1104	4.5163
#2	81.853	.00703	.27910	-.00075	6.7556	-.00074	.00970	2.0619	4.4125
Check ?	Chk Pass	Chk Pass	Chk Pass	Chk Pass	Chk Pass	Chk Pass	Chk Pass	Chk Pass	Chk Pass
High Limit									
Low Limit									

Elem	Sn1899	Sr4077	Th2837	Ti3349	Tl1908	U_3701	V_2924	Zn2062	Zr3391
Line	189.989 {477}	407.771 { 83}	283.730 {119}	334.904 {101}	190.856 {477}	370.152 { 91}	292.402 {115}	206.200 {163}	339.198 { 99}
Units	ppm	ppm	ppm	ppm	ppm	ppm	ppm	ppm	ppm
Avg	**-.00057**	**.17843**	**.00013**	**.00008**	**-.00073**	**-.00219**	**.00161**	**.00123**	**-.00061**
Stddev	.00112	.00006	.00120	.00026	.00596	.06965	.00130	.00028	.00036
%RSD	198.28	.03112	897.59	323.24	813.04	3184.9	80.433	22.489	58.204
#1	-.00136	.17847	.00098	.00027	-.00494	-.05144	.00070	.00103	-.00087
#2	.00023	.17839	-.00072	-.00010	.00348	.04706	.00253	.00142	-.00036
Check ?	Chk Pass	Chk Pass	Chk Pass	Chk Pass	Chk Pass	Chk Pass	Chk Pass	Chk Pass	Chk Pass
High Limit									
Low Limit									

Int. Std.	Y_2243	Y_3600	Y_3774
Line	224.306 {450}	360.073 { 94}	377.433 { 89}
Units	Cts/S	Cts/S	Cts/S
Avg	**2659.7**	**39912.**	**2113.4**
Stddev	27.2	5.	8.4
%RSD	1.0210	.01259	.39581
#1	2640.5	39909.	2107.5
#2	2678.9	39916.	2119.3

Sample Name: CCVH-3894253 Acquired: 5/19/2016 3:07:20 Type: QC
Method: 6500_025(v6) Mode: CONC Corr. Factor: 1.000000
User: CRHOADES Prep Date: Custom ID2: Custom ID3:
Comment:

Elem	Ag3280	Al3092	As1890	B_2089	Ba4554	Be3130	Bi2230	Ca3179	Cd2288	Co2286	Cr2055
Units	ppm	ppm	ppm	ppm	ppm	ppm	ppm	ppm	ppm	ppm	ppm
Avg	**-.00029**	**52.239**	**.00082**	**.01117**	**-.00048**	**.00038**	W **1.0773**	**-.01663**	**-.00060**	**-.00125**	**.00037**
Stddev	.00035	.758	.00153	.00093	.00021	.00003	.0045	.00442	.00004	.00039	.00010
%RSD	120.37	1.4515	186.26	8.3124	42.491	8.5672	.41832	26.557	6.2282	30.992	27.859
#1	-.00055	52.775	.00190	.01182	-.00034	.00036	1.0805	-.01351	-.00057	-.00098	.00030
#2	-.00004	51.703	-.00026	.01051	-.00063	.00041	1.0741	-.01975	-.00063	-.00152	.00044
Check ?	None	Chk Pass	None	None	None	None	Chk Warn	None	None	None	None
Value							1.0000				
Range							5.0000%				

Elem	Cu3247	Fe2714	K_7664	Li6707	Mg2790	Mn2576	Mo2020	Na8183	Ni2316	P_1782	Pb2203
Units	ppm	ppm	ppm	ppm	ppm	ppm	ppm	ppm	ppm	ppm	ppm
Avg	**-.00051**	**48.810**	**.05585**	**.00032**	**.02020**	**-.00017**	**-.00134**	**253.74**	**.00057**	**.00365**	**-.00073**
Stddev	.00025	.643	.06976	.00129	.00426	.00009	.00065	1.29	.00025	.00412	.00032
%RSD	48.103	1.3177	124.90	408.17	21.114	53.495	48.289	.50852	44.033	113.08	43.693
#1	-.00068	49.264	.00652	-.00059	.01718	-.00023	-.00180	254.65	.00074	.00073	-.00095
#2	-.00034	48.355	.10518	.00123	.02321	-.00010	-.00089	252.83	.00039	.00656	-.00050
Check ?	None	Chk Pass	None	None	None	None	None	Chk Pass	None	None	None
Value											
Range											

Elem	S_1820	Sb2068	Se1960	Si2881	SiO2	Sn1899	Sr4077	Th2837	Ti3349	Tl1908	U_3701
Units	ppm	ppm	ppm	ppm	ppm	ppm	ppm	ppm	ppm	ppm	ppm
Avg	**5.1608**	**-.01005**	**.00545**	**-.00628**	**-.01345**	**-.00007**	**.00051**	W **4.5910**	**.00599**	**-.00359**	**10.465**
Stddev	.0041	.00203	.00242	.00129	.00276	.00079	.00001	.0232	.00111	.00100	.139
%RSD	.08027	20.222	44.446	20.495	20.495	1196.0	1.9361	.50548	18.545	27.744	1.3262
#1	5.1638	-.01149	.00716	-.00537	-.01150	.00049	.00052	4.6075	.00520	-.00430	10.367
#2	5.1579	-.00861	.00374	-.00719	-.01540	-.00062	.00050	4.5746	.00677	-.00289	10.563
Check ?	Chk Pass	None	None	None	None	None	None	Chk Warn	None	None	Chk Pass
Value								5.0000			
Range								-5.0000%			

Elem	V_2924	Zn2062	Zr3391
Units	ppm	ppm	ppm
Avg	**.00911**	**-.00108**	**.05440**
Stddev	.00047	.00081	.00532
%RSD	5.1311	74.963	9.7732
#1	.00944	-.00166	.05816
#2	.00878	-.00051	.05064
Check ?	None	None	None
Value			
Range			

Int. Std.	Y_2243	Y_3600	Y_3774
Units	Cts/S	Cts/S	Cts/S
Avg	**2619.5**	**40535.**	**2212.5**
Stddev	43.1	90.	36.0
%RSD	1.6465	.22168	1.6273
#1	2650.0	40471.	2187.1
#2	2589.0	40598.	2238.0

Sample Name: CCV-3894251 Acquired: 5/19/2016 3:09:57 Type: QC
Method: 6500_025(v6) Mode: CONC Corr. Factor: 1.000000
User: CRHOADES Prep Date: Custom ID2: Custom ID3:
Comment:

Elem	Ag3280	Al1670	As1890	B_2089	Ba4554	Be3130	Bi2230	Ca3179	Cd2288	Co2286	Cr2055	Cu3247
Units	ppm	ppm	ppm	ppm	ppm	ppm	ppm	ppm	ppm	ppm	ppm	ppm
Avg	**.49045**	F **.55337**	**1.0408**	**.49374**	**.50943**	**.46117**	**.00430**	**4.9004**	**.49199**	**.49035**	**.49572**	**.51757**
Stddev	.00089	.00700	.0043	.00162	.00568	.00135	.00276	.0057	.00077	.00168	.00217	.00078
%RSD	.18176	1.2654	.41328	.32844	1.1145	.29174	64.153	.11681	.15685	.34351	.43801	.14992
#1	.49108	.55832	1.0438	.49488	.50542	.46022	.00625	4.8963	.49254	.49154	.49726	.51703
#2	.48982	.54842	1.0377	.49259	.51345	.46212	.00235	4.9044	.49145	.48916	.49419	.51812
Check ?	Chk Pass	Chk Fail	Chk Pass	Chk Pass	Chk Pass	Chk Pass	None	Chk Pass	Chk Pass	Chk Pass	Chk Pass	Chk Pass
Value		.50000										
Range		10.490%										

Elem	Fe2599	K_7664	Li6707	Mg2790	Mn2576	Mo2020	Na5895	Ni2316	P_1782	Pb2203	S_1820	Sb2068
Units	ppm	ppm	ppm	ppm	ppm	ppm	ppm	ppm	ppm	ppm	ppm	ppm
Avg	**2.3448**	**48.966**	**.96269**	**18.888**	**.46178**	**.50226**	**5.0623**	**.47989**	**.96122**	**.99219**	**.07172**	**.98142**
Stddev	.0276	.752	.00038	.006	.00021	.00410	.0197	.00095	.00448	.00165	.00243	.00454
%RSD	1.1785	1.5366	.03902	.03063	.04510	.81560	.39003	.19766	.46628	.16641	3.3877	.46260
#1	2.3252	48.434	.96296	18.884	.46193	.50516	5.0483	.48056	.96439	.99336	.07344	.98463
#2	2.3643	49.498	.96242	18.892	.46163	.49936	5.0762	.47922	.95805	.99102	.07000	.97821
Check ?	Chk Pass	Chk Pass	Chk Pass	Chk Pass	Chk Pass	Chk Pass	Chk Pass	Chk Pass	Chk Pass	Chk Pass	None	Chk Pass
Value												
Range												

Elem	Se1960	Si2881	SiO2	Sn1899	Sr4077	Th2837	Ti3349	Tl1908	U_3701	V_2924	Zn2062	Zr3391
Units	ppm	ppm	ppm	ppm	ppm	ppm	ppm	ppm	ppm	ppm	ppm	ppm
Avg	**1.0546**	**4.7627**	**10.192**	**1.0096**	**.47466**	**.00002**	**.45598**	**1.0455**	**.00387**	**.47569**	F **.44588**	**.50538**
Stddev	.0039	.0408	.087	.0014	.00547	.00294	.00069	.0134	.01558	.00264	.00208	.00280
%RSD	.36614	.85692	.85692	.13567	1.1529	16757.	.15078	1.2817	402.43	.55510	.46745	.55402
#1	1.0574	4.7338	10.130	1.0087	.47079	-.00206	.45549	1.0550	.01489	.47383	.44441	.50340
#2	1.0519	4.7915	10.254	1.0106	.47853	.00210	.45646	1.0360	-.00715	.47756	.44735	.50736
Check ?	Chk Pass	Chk Pass	Chk Pass	Chk Pass	Chk Pass	None	Chk Pass	Chk Pass	None	Chk Pass	Chk Fail	Chk Pass
Value											.50000	
Range											-10.490%	

Int. Std.	Y_2243	Y_3600	Y_3774
Units	Cts/S	Cts/S	Cts/S
Avg	**2648.1**	**41723.**	**2195.1**
Stddev	12.5	94.	23.9
%RSD	.47057	.22497	1.0870
#1	2639.3	41656.	2212.0
#2	2656.9	41789.	2178.2

Sample Name: CCB Acquired: 5/19/2016 3:12:29 Type: QC
Method: 6500_025(v6) Mode: CONC Corr. Factor: 1.000000
User: CRHOADES Prep Date: Custom ID2: Custom ID3:
Comment:

Elem	Ag3280	Al1670	As1890	B_2089	Ba4554	Be3130	Bi2230	Ca3179	Cd2288	Co2286	Cr2055
Units	ppm	ppm	ppm	ppm	ppm	ppm	ppm	ppm	ppm	ppm	ppm
Avg	**.00011**	**.00122**	**.00154**	**.00765**	**-.00083**	**.00021**	**.00091**	**-.02165**	**.00000**	**-.00067**	**-.00011**
Stddev	.00001	.00003	.00675	.00079	.00061	.00018	.00001	.00111	.0000	.00009	.00023
%RSD	9.4885	2.2254	437.63	10.296	74.010	89.515	1.0168	5.1460	1699.5	13.380	209.65
#1	.00010	.00120	.00631	.00709	-.00126	.00034	.00091	-.02243	-.00003	-.00073	.00005
#2	.00012	.00124	-.00323	.00820	-.00040	.00008	.00090	-.02086	.00002	-.00060	-.00028
Check ?	Chk Pass	Chk Pass	Chk Pass	Chk Pass	Chk Pass	Chk Pass	Chk Pass	Chk Pass	Chk Pass	Chk Pass	Chk Pass
High Limit											
Low Limit											

Elem	Cu3247	Fe2599	K_7664	Li6707	Mg2790	Mn2576	Mo2020	Na5895	Ni2316	P_1782	Pb2203
Units	ppm	ppm	ppm	ppm	ppm	ppm	ppm	ppm	ppm	ppm	ppm
Avg	**-.00108**	**-.00239**	**.10057**	**-.00278**	**.00160**	**.00001**	**.00196**	**.19450**	**-.00100**	**.00120**	**-.00285**
Stddev	.00031	.00001	.00781	.00257	.00343	.00005	.00085	.00174	.00034	.00388	.00007
%RSD	29.058	.49891	7.7684	92.569	214.11	819.24	43.042	.89473	33.579	322.30	2.6103
#1	-.00086	-.00240	.09505	-.00459	-.00082	.00004	.00137	.19573	-.00076	-.00154	-.00290
#2	-.00130	-.00238	.10609	-.00096	.00403	-.00003	.00256	.19327	-.00124	.00394	-.00279
Check ?	Chk Pass	Chk Pass	Chk Pass	Chk Pass	Chk Pass	Chk Pass	Chk Pass	Chk Pass	Chk Pass	Chk Pass	Chk Pass
High Limit											
Low Limit											

Elem	S_1820	Sb2068	Se1960	Si2881	SiO2	Sn1899	Sr4077	Th2837	Ti3349	Tl1908	U_3701
Units	ppm	ppm	ppm	ppm	ppm	ppm	ppm	ppm	ppm	ppm	ppm
Avg	W **.06471**	W **.00550**	W **.01110**	**-.00408**	**-.00873**	**.00049**	**.00023**	**.00141**	**-.00023**	**.00033**	**-.01750**
Stddev	.00128	.00108	.00356	.03688	.07893	.00043	.00011	.00493	.00008	.00347	.05558
%RSD	1.9818	19.727	32.057	903.86	903.86	86.284	45.924	349.38	32.496	1040.0	317.63
#1	.06562	.00473	.01362	-.03016	-.06455	.00019	.00030	-.00207	-.00018	.00279	.02180
#2	.06380	.00627	.00859	.02200	.04708	.00080	.00016	.00490	-.00029	-.00212	-.05680
Check ?	Chk Warn	Chk Warn	Chk Warn	Chk Pass	Chk Pass	Chk Pass	Chk Pass	Chk Pass	Chk Pass	Chk Pass	Chk Pass
High Limit	.05000	.00100	.00750								
Low Limit	-.20000	-.00100	-.01500								

Elem	V_2924	Zn2062	Zr3391
Units	ppm	ppm	ppm
Avg	**.00101**	**-.00093**	**-.00140**
Stddev	.00072	.00032	.00019
%RSD	71.148	34.454	13.423
#1	.00050	-.00116	-.00126
#2	.00152	-.00070	-.00153
Check ?	Chk Pass	Chk Pass	Chk Pass
High Limit			
Low Limit			

Int. Std.	Y_2243	Y_3600	Y_3774
Units	Cts/S	Cts/S	Cts/S
Avg	**2691.3**	**42164.**	**2188.9**
Stddev	48.4	254.	40.6
%RSD	1.7993	.60181	1.8554
#1	2725.6	41984.	2217.6
#2	2657.1	42343.	2160.2

Sample Name: CCVL-3897520 Acquired: 5/19/2016 3:14:51 Type: QC
Method: 6500_025(v6) Mode: CONC Corr. Factor: 1.000000
User: CRHOADES Prep Date: Custom ID2: Custom ID3:
Comment:

Elem	Ag3280	Al1670	As1890	B_2089	Ba4554	Be3130	Bi2230	Ca3179	Cd2288	Co2286	Cr2055	Cu3247
Units	ppm	ppm	ppm	ppm	ppm	ppm	ppm	ppm	ppm	ppm	ppm	ppm
Avg	**.00974**	**.11372**	F **.00990**	**.10092**	**.00965**	**.00119**	**.11069**	**.25507**	**.00486**	**.00985**	**.00978**	**.01466**
Stddev	.00042	.00056	.00337	.00055	.00047	.00003	.00082	.00473	.00015	.00011	.00040	.00043
%RSD	4.2879	.49550	34.021	.54725	4.8819	2.5296	.74465	1.8548	3.0968	1.1337	4.0768	2.9664
#1	.00945	.11412	.01228	.10131	.00998	.00117	.11127	.25173	.00475	.00992	.00950	.01497
#2	.01004	.11332	.00752	.10053	.00932	.00121	.11010	.25842	.00496	.00977	.01007	.01435
Check ?	Chk Pass	Chk Pass	Chk Fail	Chk Pass	Chk Pass	Chk Pass	Chk Pass	Chk Pass	Chk Pass	Chk Pass	Chk Pass	Chk Pass
Value			.01500									
Range			-30.000%									

Elem	Fe2599	K_7664	Li6707	Mg2790	Mn2576	Mo2020	Na5895	Ni2316	P_1782	Pb2203	S_1820	Sb2068
Units	ppm	ppm	ppm	ppm	ppm	ppm	ppm	ppm	ppm	ppm	ppm	ppm
Avg	**.11842**	**3.0664**	**.01078**	**.19234**	**.00950**	**.02030**	**1.1282**	**.03855**	**2.8159**	**.00795**	**.05412**	**.02498**
Stddev	.00607	.0578	.00480	.00094	.00011	.00020	.0208	.00086	.0050	.00009	.00004	.00053
%RSD	5.1292	1.8856	44.530	.48742	1.1273	.96463	1.8471	2.2402	.17854	1.0960	.07455	2.1334
#1	.12271	3.1073	.00739	.19168	.00957	.02044	1.1429	.03794	2.8123	.00789	.05415	.02461
#2	.11412	3.0255	.01418	.19300	.00942	.02016	1.1134	.03916	2.8194	.00801	.05410	.02536
Check ?	Chk Pass	Chk Pass	Chk Pass	Chk Pass	Chk Pass	Chk Pass	Chk Pass	Chk Pass	Chk Pass	Chk Pass	None	Chk Pass
Value												
Range												

Elem	Se1960	Si2881	SiO2	Sn1899	Sr4077	Th2837	Ti3349	Tl1908	U_3701	V_2924	Zn2062	Zr3391
Units	ppm	ppm	ppm	ppm	ppm	ppm	ppm	ppm	ppm	ppm	ppm	ppm
Avg	F **.02345**	**.51058**	**1.0926**	**.10054**	**.00965**	**.01441**	**.00879**	**.01454**	F **.00475**	**.00977**	**.01931**	**.01348**
Stddev	.00577	.00038	.0008	.00014	.00023	.00121	.00025	.00017	.05691	.00028	.00103	.00416
%RSD	24.600	.07422	.07422	.13880	2.4257	8.4073	2.8116	1.1919	1199.3	2.8374	5.3321	30.880
#1	.02753	.51085	1.0932	.10064	.00948	.01526	.00896	.01467	-.03550	.00957	.02004	.01642
#2	.01937	.51031	1.0921	.10044	.00981	.01355	.00861	.01442	.04499	.00997	.01858	.01053
Check ?	Chk Fail	Chk Pass	Chk Pass	Chk Pass	Chk Pass	Chk Pass	Chk Pass	Chk Pass	Chk Fail	Chk Pass	Chk Pass	Chk Pass
Value	.01500								.06000			
Range	30.000%								-30.000%			

Int. Std.	Y_2243	Y_3600	Y_3774
Units	Cts/S	Cts/S	Cts/S
Avg	**2704.9**	**42597.**	**2272.5**
Stddev	46.4	37.	12.1
%RSD	1.7163	.08700	.53337
#1	2672.1	42571.	2264.0
#2	2737.7	42623.	2281.1

Sample Name: MB 280-325819/1-A Acquired: 5/19/2016 3:17:31 Type: Unk
Method: 6500_025(v6) Mode: CONC Corr. Factor: 1.000000
User: CRHOADES Prep Date: 5/18 Custom ID2: Custom ID3:
Comment: 325819 6010B (Fe)

Elem	Ag3280	Al1670	As1890	B_2089	Ba4554	Be3130	Bi2230	Ca3179	Cd2288
Line	328.068 {103}	167.079 {502}	189.042 {478}	208.959 {461}	455.403 { 74}	313.042 {108}	223.061 {451}	317.933 {106}	228.802 {447}
Units	ppm	ppm	ppm	ppm	ppm	ppm	ppm	ppm	ppm
Avg	**.00052**	**.01611**	**.00748**	**.00648**	**-.00068**	**.00020**	**-.00102**	**-.00314**	**-.00004**
Stddev	.00037	.00051	.00350	.00093	.00011	.00023	.00316	.00778	.00024
%RSD	71.829	3.1575	46.770	14.362	16.041	114.44	309.80	247.80	573.97
#1	.00026	.01646	.00500	.00714	-.00076	.00036	-.00326	-.00864	-.00021
#2	.00078	.01575	.00995	.00582	-.00060	.00004	.00122	.00236	.00013
Check ?	Chk Pass	Chk Pass	Chk Pass	Chk Pass	Chk Pass	Chk Pass	Chk Pass	Chk Pass	Chk Pass
High Limit									
Low Limit									

Elem	Co2286	Cr2055	Cu3247	Fe2599	K_7664	Li6707	Mg2790	Mn2576	Mo2020
Line	228.616 {447}	205.560 {464}	324.754 {104}	259.940 {130}	766.490 { 44}	670.784 { 50}	279.079 {121}2	257.610 {131}	202.030 {467}
Units	ppm	ppm	ppm	ppm	ppm	ppm	ppm	ppm	ppm
Avg	**-.00007**	**.00020**	**-.00095**	**.01596**	**.05505**	**.00348**	**.00856**	**.00032**	**.00007**
Stddev	.00015	.00009	.00018	.00091	.06181	.00313	.00682	.00013	.00068
%RSD	224.25	46.154	18.458	5.6845	112.28	90.067	79.691	40.019	1033.8
#1	.00004	.00014	-.00083	.01660	.09875	.00126	.00374	.00041	-.00041
#2	-.00018	.00027	-.00107	.01531	.01134	.00569	.01338	.00023	.00054
Check ?	Chk Pass	Chk Pass	Chk Pass	Chk Pass	Chk Pass	Chk Pass	Chk Pass	Chk Pass	Chk Pass
High Limit									
Low Limit									

Elem	Na5895	Ni2316	P_1782	Pb2203	S_1820	Sb2068	Se1960	Si2881	SiO2
Line	589.592 { 57}	231.604 {446}	178.284 {489}	220.353 {453}	182.034 {485}	206.833 {463}	196.090 {472}	288.158 {117}	288.158 {117}2
Units	ppm	ppm	ppm	ppm	ppm	ppm	ppm	ppm	ppm
Avg	**.17583**	**-.00046**	**.00071**	**-.00136**	W **.07770**	W **.00555**	W **.00878**	**.02106**	**.04506**
Stddev	.01061	.00012	.00314	.00083	.00430	.00339	.00396	.00508	.01087
%RSD	6.0359	26.133	443.03	60.571	5.5284	61.152	45.141	24.123	24.123
#1	.16832	-.00038	.00293	-.00195	.08073	.00315	.00598	.02465	.05275
#2	.18333	-.00055	-.00151	-.00078	.07466	.00795	.01158	.01747	.03738
Check ?	Chk Pass	Chk Pass	Chk Pass	Chk Pass	Chk Warn	Chk Warn	Chk Warn	Chk Pass	None
High Limit					.05000	.00500	.00750		
Low Limit					-.05000	-.00500	-.00750		

Elem	Sn1899	Sr4077	Th2837	Ti3349	Tl1908	U_3701	V_2924	Zn2062	Zr3391
Line	189.989 {477}	407.771 { 83}	283.730 {119}	334.904 {101}	190.856 {477}	370.152 { 91}	292.402 {115}	206.200 {163}	339.198 { 99}
Units	ppm	ppm	ppm	ppm	ppm	ppm	ppm	ppm	ppm
Avg	**-.00066**	**.00017**	**.00249**	**.00037**	**-.00310**	**.02058**	**.00029**	**.00089**	**.00113**
Stddev	.00008	.00019	.00275	.00056	.00086	.08857	.00067	.00048	.00119
%RSD	12.029	110.90	110.27	151.55	27.806	430.38	232.60	54.164	105.86
#1	-.00072	.00030	.00443	.00076	-.00371	-.04205	-.00019	.00122	.00028
#2	-.00061	.00004	.00055	-.00003	-.00249	.08321	.00076	.00055	.00197
Check ?	Chk Pass	Chk Pass	Chk Pass	Chk Pass	Chk Pass	Chk Pass	Chk Pass	Chk Pass	Chk Pass
High Limit									
Low Limit									

Int. Std.	Y_2243	Y_3600	Y_3774
Line	224.306 {450}	360.073 { 94}	377.433 { 89}
Units	Cts/S	Cts/S	Cts/S
Avg	**2718.7**	**40894.**	**2186.8**
Stddev	38.3	101.	13.3
%RSD	1.4078	.24638	.60742
#1	2691.6	40966.	2177.4
#2	2745.7	40823.	2196.2

Sample Name: LCS 280-325819/2-A Acquired: 5/19/2016 3:19:53 Type: Unk
Method: 6500_025(v6) Mode: CONC Corr. Factor: 1.000000
User: CRHOADES Prep Date: Custom ID2: Custom ID3:
Comment: 325819 6010B (Fe)

Elem	Ag3280	Al1670	As1890	B_2089	Ba4554	Be3130	Bi2230	Ca3179	Cd2288
Line	328.068 {103}	167.079 {502}	189.042 {478}	208.959 {461}	455.403 { 74}	313.042 {108}	223.061 {451}	317.933 {106}	228.802 {447}
Units	ppm	ppm	ppm	ppm	ppm	ppm	ppm	ppm	ppm
Avg	**.04870**	**2.0272**	**1.0431**	**.98734**	**1.9823**	**.04612**	**2.1249**	**47.263**	**.09443**
Stddev	.00001	.0090	.0038	.00185	.0017	.00004	.0016	.139	.00039
%RSD	.01447	.44292	.36766	.18771	.08320	.07709	.07552	.29381	.41594
#1	.04870	2.0209	1.0403	.98603	1.9835	.04615	2.1238	47.362	.09415
#2	.04871	2.0336	1.0458	.98865	1.9812	.04610	2.1260	47.165	.09471
Check ?	Chk Pass	Chk Pass	Chk Pass	Chk Pass	Chk Pass	Chk Pass	None	Chk Pass	Chk Pass
High Limit									
Low Limit									

Elem	Co2286	Cr2055	Cu3247	Fe2599	K_7664	Li6707	Mg2790	Mn2576	Mo2020
Line	228.616 {447}	205.560 {464}	324.754 {104}	259.940 {130}	766.490 { 44}	670.784 { 50}	279.079 {121}2	257.610 {131}	202.030 {467}
Units	ppm	ppm	ppm	ppm	ppm	ppm	ppm	ppm	ppm
Avg	**.46369**	**.19153**	**.25615**	**.93658**	**47.213**	**.95016**	**46.099**	F **.44675**	**1.0208**
Stddev	.00288	.00055	.00061	.00822	.084	.00410	.023	.00087	.0046
%RSD	.62071	.28694	.23994	.87751	.17841	.43116	.04966	.19484	.45099
#1	.46166	.19114	.25658	.93077	47.154	.94726	46.116	.44737	1.0176
#2	.46573	.19191	.25571	.94239	47.273	.95305	46.083	.44614	1.0241
Check ?	Chk Pass	Chk Pass	Chk Pass	Chk Pass	Chk Pass	Chk Pass	Chk Pass	Chk Fail	Chk Pass
High Limit								.55000	
Low Limit								.45000	

Elem	Na8183	Ni2316	P_1782	Pb2203	S_1820	Sb2068	Se1960	Si2881	SiO2
Line	818.326 { 41}	231.604 {446}	178.284 {489}	220.353 {453}	182.034 {485}	206.833 {463}	196.090 {472}	288.158 {117}	288.158 {117}2
Units	ppm	ppm	ppm	ppm	ppm	ppm	ppm	ppm	ppm
Avg	**52.550**	**.45683**	**9.6625**	**.47693**	**2.1231**	**.50472**	**2.1295**	**9.2928**	**19.887**
Stddev	.249	.00221	.0237	.00119	.0104	.00160	.0031	.0522	.112
%RSD	.47454	.48450	.24513	.24955	.48960	.31704	.14327	.56204	.56204
#1	52.374	.45526	9.6457	.47608	2.1158	.50585	2.1317	9.2559	19.808
#2	52.726	.45839	9.6792	.47777	2.1305	.50358	2.1274	9.3298	19.966
Check ?	Chk Pass	Chk Pass	Chk Pass	Chk Pass	None	Chk Pass	Chk Pass	Chk Pass	None
High Limit									
Low Limit									

Elem	Sn1899	Sr4077	Th2837	Ti3349	Tl1908	U_3701	V_2924	Zn2062	Zr3391
Line	189.989 {477}	407.771 { 83}	283.730 {119}	334.904 {101}	190.856 {477}	370.152 { 91}	292.402 {115}	206.200 {163}	339.198 { 99}
Units	ppm	ppm	ppm	ppm	ppm	ppm	ppm	ppm	ppm
Avg	**1.9602**	**.90795**	**.92318**	**.90934**	**1.9332**	**2.0263**	**.46491**	**.43182**	**.51324**
Stddev	.0000	.00162	.00263	.00230	.0549	.0159	.00045	.00142	.00154
%RSD	.00108	.17893	.28511	.25248	2.8392	.78509	.09628	.32818	.30087
#1	1.9601	.90910	.92504	.91097	1.9720	2.0150	.46523	.43283	.51214
#2	1.9602	.90680	.92132	.90772	1.8944	2.0375	.46460	.43082	.51433
Check ?	Chk Pass	Chk Pass	Chk Pass	Chk Pass	Chk Pass	Chk Pass	Chk Pass	Chk Pass	Chk Pass
High Limit									
Low Limit									

Int. Std.	Y_2243	Y_3600	Y_3774
Line	224.306 {450}	360.073 { 94}	377.433 { 89}
Units	Cts/S	Cts/S	Cts/S
Avg	**2697.5**	**41631.**	**2299.8**
Stddev	11.1	119.	14.0
%RSD	.41098	.28510	.60776
#1	2705.4	41547.	2289.9
#2	2689.7	41715.	2309.6

Sample Name: 280-82786-M-1-B Acquired: 5/19/2016 3:22:20 Type: Unk
Method: 6500_025(v6) Mode: CONC Corr. Factor: 1.000000
User: CRHOADES Prep Date: Custom ID2: Custom ID3:
Comment: 325819 6010B (Fe)

Elem	Ag3280	Al1670	As1890	B_2089	Ba4554	Be3130	Bi2230	Ca3179	Cd2288
Line	328.068 {103}	167.079 {502}	189.042 {478}	208.959 {461}	455.403 { 74}	313.042 {108}	223.061 {451}	317.933 {106}	228.802 {447}
Units	ppm	ppm	ppm	ppm	ppm	ppm	ppm	ppm	ppm
Avg	**-.00056**	**.00780**	**-.00519**	**.15247**	**.01392**	**.00022**	**.00164**	**37.889**	**.00026**
Stddev	.00063	.00078	.00527	.00124	.00026	.00003	.00249	.931	.00001
%RSD	112.97	9.9849	101.45	.81493	1.8740	13.216	151.70	2.4579	2.4827
#1	-.00100	.00725	-.00147	.15335	.01373	.00020	-.00012	37.230	.00026
#2	-.00011	.00835	-.00892	.15159	.01410	.00024	.00340	38.547	.00025
Check ?	Chk Pass	Chk Pass	Chk Pass	Chk Pass	Chk Pass	Chk Pass	Chk Pass	Chk Pass	Chk Pass
High Limit									
Low Limit									

Elem	Co2286	Cr2055	Cu3247	Fe2599	K_7664	Li6707	Mg2790	Mn2576	Mo2020
Line	228.616 {447}	205.560 {464}	324.754 {104}	259.940 {130}	766.490 { 44}	670.784 { 50}	279.079 {121}2	257.610 {131}	202.030 {467}
Units	ppm	ppm	ppm	ppm	ppm	ppm	ppm	ppm	ppm
Avg	**-.00025**	**.00024**	**.00191**	**.25222**	**3.7799**	**.06408**	**15.511**	**.04810**	**.00332**
Stddev	.00042	.00025	.00011	.00329	.0984	.00172	.112	.00029	.00130
%RSD	166.74	104.77	5.7551	1.3034	2.6020	2.6860	.72015	.59453	39.288
#1	-.00054	.00006	.00183	.24990	3.7104	.06287	15.432	.04789	.00239
#2	.00004	.00042	.00198	.25455	3.8495	.06530	15.590	.04830	.00424
Check ?	Chk Pass	Chk Pass	Chk Pass	Chk Pass	Chk Pass	Chk Pass	Chk Pass	Chk Pass	Chk Pass
High Limit									
Low Limit									

Elem	Na8183	Ni2316	P_1782	Pb2203	S_1820	Sb2068	Se1960	Si2881	SiO2
Line	818.326 { 41}	231.604 {446}	178.284 {489}	220.353 {453}	182.034 {485}	206.833 {463}	196.090 {472}	288.158 {117}	288.158 {117}2
Units	ppm	ppm	ppm	ppm	ppm	ppm	ppm	ppm	ppm
Avg	**272.04**	**.00003**	**.01546**	**-.00079**	**96.664**	**.00431**	**.01034**	**5.3149**	**11.374**
Stddev	.80	.00068	.00200	.00021	.208	.00244	.00004	.0195	.042
%RSD	.29554	2115.9	12.951	27.007	.21560	56.521	.36917	.36715	.36715
#1	271.47	-.00045	.01688	-.00095	96.517	.00259	.01031	5.3012	11.344
#2	272.60	.00051	.01404	-.00064	96.811	.00603	.01037	5.3287	11.404
Check ?	Chk Pass	Chk Pass	Chk Pass	Chk Pass	Chk Pass	Chk Pass	Chk Pass	Chk Pass	Chk Pass
High Limit									
Low Limit									

Elem	Sn1899	Sr4077	Th2837	Ti3349	Tl1908	U_3701	V_2924	Zn2062	Zr3391
Line	189.989 {477}	407.771 { 83}	283.730 {119}	334.904 {101}	190.856 {477}	370.152 { 91}	292.402 {115}	206.200 {163}	339.198 { 99}
Units	ppm	ppm	ppm	ppm	ppm	ppm	ppm	ppm	ppm
Avg	**.00150**	**1.0452**	**.00166**	**-.00040**	**.01245**	**-.02186**	**.00041**	**.04013**	**-.00277**
Stddev	.00053	.0300	.00486	.00021	.00734	.07103	.00038	.00044	.00198
%RSD	35.436	2.8733	292.04	52.315	58.952	324.97	93.102	1.0976	71.249
#1	.00112	1.0240	.00510	-.00055	.00726	-.07209	.00014	.03982	-.00138
#2	.00187	1.0664	-.00177	-.00025	.01765	.02837	.00068	.04044	-.00417
Check ?	Chk Pass	Chk Pass	Chk Pass	Chk Pass	Chk Pass	Chk Pass	Chk Pass	Chk Pass	Chk Pass
High Limit									
Low Limit									

Int. Std.	Y_2243	Y_3600	Y_3774
Line	224.306 {450}	360.073 { 94}	377.433 { 89}
Units	Cts/S	Cts/S	Cts/S
Avg	**2601.6**	**40790.**	**2242.5**
Stddev	8.8	245.	71.3
%RSD	.33705	.60120	3.1805
#1	2607.8	40963.	2292.9
#2	2595.4	40616.	2192.1

Sample Name: 280-82864-A-1-D Acquired: 5/19/2016 3:24:58 Type: Unk
Method: 6500_025(v6) Mode: CONC Corr. Factor: 1.000000
User: CRHOADES Prep Date: Custom ID2: Custom ID3:
Comment: 325819 6010B (Fe)

Elem	Ag3280	Al1670	As1890	B_2089	Ba4554	Be3130	Bi2230	Ca3179	Cd2288
Line	328.068 {103}	167.079 {502}	189.042 {478}	208.959 {461}	455.403 { 74}	313.042 {108}	223.061 {451}	317.933 {106}	228.802 {447}
Units	ppm	ppm	ppm	ppm	ppm	ppm	ppm	ppm	ppm
Avg	**-.00020**	**.07863**	**-.00286**	**.06672**	**.12414**	**.00030**	**-.00195**	**75.379**	**.00013**
Stddev	.00034	.00122	.00376	.00209	.00001	.00013	.00598	.062	.00011
%RSD	171.84	1.5469	131.51	3.1297	.00586	42.227	307.21	.08289	79.295
#1	.00004	.07777	-.00020	.06819	.12415	.00038	-.00618	75.423	.00006
#2	-.00044	.07949	-.00551	.06524	.12414	.00021	.00228	75.335	.00021
Check ?	Chk Pass	Chk Pass	Chk Pass	Chk Pass	Chk Pass	Chk Pass	Chk Pass	Chk Pass	Chk Pass
High Limit									
Low Limit									

Elem	Co2286	Cr2055	Cu3247	Fe2599	K_7664	Li6707	Mg2790	Mn2576	Mo2020
Line	228.616 {447}	205.560 {464}	324.754 {104}	259.940 {130}	766.490 { 44}	670.784 { 50}	279.079 {121}2	257.610 {131}	202.030 {467}
Units	ppm	ppm	ppm	ppm	ppm	ppm	ppm	ppm	ppm
Avg	**.00020**	**.00004**	**.00239**	**.07418**	**7.7321**	**.03421**	**19.172**	**.00721**	**.00110**
Stddev	.00023	.00051	.00052	.00407	.0293	.00071	.016	.00002	.00001
%RSD	116.49	1211.8	21.730	5.4825	.37898	2.0824	.08491	.25837	1.2253
#1	.00036	-.00032	.00202	.07706	7.7113	.03472	19.160	.00720	.00109
#2	.00003	.00040	.00275	.07131	7.7528	.03371	19.183	.00722	.00111
Check ?	Chk Pass	Chk Pass	Chk Pass	Chk Pass	Chk Pass	Chk Pass	Chk Pass	Chk Pass	Chk Pass
High Limit									
Low Limit									

Elem	Na8183	Ni2316	P_1782	Pb2203	S_1820	Sb2068	Se1960	Si2881	SiO2
Line	818.326 { 41}	231.604 {446}	178.284 {489}	220.353 {453}	182.034 {485}	206.833 {463}	196.090 {472}	288.158 {117}	288.158 {117}2
Units	ppm	ppm	ppm	ppm	ppm	ppm	ppm	ppm	ppm
Avg	**94.408**	**.00137**	**.01525**	**-.00017**	**22.746**	**.00443**	**.00410**	**2.5198**	**5.3924**
Stddev	.029	.00006	.00192	.00094	.251	.00208	.00362	.0113	.0243
%RSD	.03026	4.6516	12.586	563.11	1.1018	46.999	88.271	.44967	.44967
#1	94.428	.00133	.01661	.00050	22.923	.00591	.00154	2.5118	5.3752
#2	94.387	.00142	.01389	-.00083	22.569	.00296	.00665	2.5278	5.4095
Check ?	Chk Pass	Chk Pass	Chk Pass	Chk Pass	Chk Pass	Chk Pass	Chk Pass	Chk Pass	Chk Pass
High Limit									
Low Limit									

Elem	Sn1899	Sr4077	Th2837	Ti3349	Tl1908	U_3701	V_2924	Zn2062	Zr3391
Line	189.989 {477}	407.771 { 83}	283.730 {119}	334.904 {101}	190.856 {477}	370.152 { 91}	292.402 {115}	206.200 {163}	339.198 { 99}
Units	ppm	ppm	ppm	ppm	ppm	ppm	ppm	ppm	ppm
Avg	**-.00080**	**.54220**	**.00031**	**.00159**	**-.00157**	**-.04543**	**.00116**	**.00148**	**-.00005**
Stddev	.00191	.00134	.00072	.00064	.00153	.05916	.00032	.00033	.00005
%RSD	240.04	.24794	231.79	40.432	97.864	130.24	27.505	22.565	111.18
#1	-.00215	.54315	.00081	.00205	-.00265	-.00359	.00139	.00124	-.00008
#2	.00056	.54125	-.00020	.00114	-.00048	-.08726	.00094	.00172	-.00001
Check ?	Chk Pass	Chk Pass	Chk Pass	Chk Pass	Chk Pass	Chk Pass	Chk Pass	Chk Pass	Chk Pass
High Limit									
Low Limit									

Int. Std.	Y_2243	Y_3600	Y_3774
Line	224.306 {450}	360.073 { 94}	377.433 { 89}
Units	Cts/S	Cts/S	Cts/S
Avg	**2563.3**	**40759.**	**2240.8**
Stddev	24.6	527.	6.3
%RSD	.95866	1.2934	.27929
#1	2546.0	41132.	2245.2
#2	2580.7	40387.	2236.4

Sample Name: 280-82864-A-1-D SD@5 Acquired: 5/19/2016 3:27:37 Type: Unk
Method: 6500_025(v6) Mode: CONC Corr. Factor: 1.000000
User: CRHOADES Prep Date: Custom ID2: Custom ID3:
Comment: 325819 6010B (Fe)

Elem	Ag3280	Al1670	As1890	B_2089	Ba4554	Be3130	Bi2230	Ca3179	Cd2288
Line	328.068 {103}	167.079 {502}	189.042 {478}	208.959 {461}	455.403 { 74}	313.042 {108}	223.061 {451}	317.933 {106}	228.802 {447}
Units	ppm	ppm	ppm	ppm	ppm	ppm	ppm	ppm	ppm
Avg	**-.00050**	**.01867**	**.00399**	**.01668**	**.02432**	**.00000**	**.00391**	**15.586**	**-.00021**
Stddev	.00047	.00130	.00511	.00044	.00006	.00002	.00493	.057	.00076
%RSD	94.060	6.9480	127.90	2.6536	.24425	1135.8	126.12	.36850	361.97
#1	-.00017	.01959	.00761	.01699	.02427	.00001	.00042	15.545	-.00075
#2	-.00084	.01776	.00038	.01637	.02436	-.00001	.00739	15.627	.00033
Check ?	Chk Pass	Chk Pass	Chk Pass	Chk Pass	Chk Pass	Chk Pass	Chk Pass	Chk Pass	Chk Pass
High Limit									
Low Limit									

Elem	Co2286	Cr2055	Cu3247	Fe2599	K_7664	Li6707	Mg2790	Mn2576	Mo2020
Line	228.616 {447}	205.560 {464}	324.754 {104}	259.940 {130}	766.490 { 44}	670.784 { 50}	279.079 {121}2	257.610 {131}	202.030 {467}
Units	ppm	ppm	ppm	ppm	ppm	ppm	ppm	ppm	ppm
Avg	**-.00008**	**-.00010**	**-.00002**	**.07513**	**1.6227**	**.00445**	**3.9152**	**.00166**	**.00105**
Stddev	.00025	.00007	.00013	.00837	.1110	.00234	.0289	.00002	.00041
%RSD	332.03	65.521	529.49	11.136	6.8414	52.619	.73721	1.1345	39.240
#1	-.00025	-.00005	.00007	.06921	1.7012	.00611	3.9356	.00167	.00076
#2	.00010	-.00015	-.00012	.08105	1.5442	.00279	3.8948	.00164	.00134
Check ?	Chk Pass	Chk Pass	Chk Pass	Chk Pass	Chk Pass	Chk Pass	Chk Pass	Chk Pass	Chk Pass
High Limit									
Low Limit									

Elem	Na8183	Ni2316	P_1782	Pb2203	S_1820	Sb2068	Se1960	Si2881	SiO2
Line	818.326 { 41}	231.604 {446}	178.284 {489}	220.353 {453}	182.034 {485}	206.833 {463}	196.090 {472}	288.158 {117}	288.158 {117}2
Units	ppm	ppm	ppm	ppm	ppm	ppm	ppm	ppm	ppm
Avg	**20.223**	**-.00026**	**.00190**	**-.00046**	**4.2996**	**.00374**	**.00681**	**.53003**	**1.1343**
Stddev	.900	.00051	.00129	.00077	.0059	.00186	.00061	.07963	.1704
%RSD	4.4521	191.85	67.785	167.11	.13624	49.745	8.9919	15.024	15.024
#1	20.860	.00009	.00099	.00008	4.3038	.00243	.00724	.47372	1.0138
#2	19.587	-.00062	.00282	-.00100	4.2955	.00506	.00638	.58634	1.2548
Check ?	Chk Pass	Chk Pass	Chk Pass	Chk Pass	Chk Pass	Chk Pass	Chk Pass	Chk Pass	Chk Pass
High Limit									
Low Limit									

Elem	Sn1899	Sr4077	Th2837	Ti3349	Tl1908	U_3701	V_2924	Zn2062	Zr3391
Line	189.989 {477}	407.771 { 83}	283.730 {119}	334.904 {101}	190.856 {477}	370.152 { 91}	292.402 {115}	206.200 {163}	339.198 { 99}
Units	ppm	ppm	ppm	ppm	ppm	ppm	ppm	ppm	ppm
Avg	**-.00146**	**.11124**	**.00081**	**.00087**	**-.00410**	**-.00988**	**.00072**	**.00221**	**-.00260**
Stddev	.00243	.00105	.00239	.00059	.00006	.02925	.00004	.00032	.00059
%RSD	166.62	.94514	296.68	67.682	1.4936	295.97	5.6879	14.351	22.704
#1	.00026	.11049	.00250	.00045	-.00406	-.03056	.00069	.00198	-.00218
#2	-.00317	.11198	-.00089	.00129	-.00415	.01080	.00075	.00243	-.00302
Check ?	Chk Pass	Chk Pass	Chk Pass	Chk Pass	Chk Pass	Chk Pass	Chk Pass	Chk Pass	Chk Pass
High Limit									
Low Limit									

Int. Std.	Y_2243	Y_3600	Y_3774
Line	224.306 {450}	360.073 { 94}	377.433 { 89}
Units	Cts/S	Cts/S	Cts/S
Avg	**2625.9**	**40739.**	**2133.8**
Stddev	28.6	212.	18.1
%RSD	1.0895	.52056	.84902
#1	2605.6	40589.	2146.6
#2	2646.1	40889.	2121.0

Sample Name: 280-82864-A-1-E MS Acquired: 5/19/2016 3:30:16 Type: Unk
Method: 6500_025(v6) Mode: CONC Corr. Factor: 1.000000
User: CRHOADES Prep Date: Custom ID2: Custom ID3:
Comment: 325819 6010B (Fe)

Elem	Ag3280	Al1670	Al3092	As1890	B_2089	Ba4554	Be3130	Bi2230	Ca3179
Line	328.068 {103}	167.079 {502}	309.271 {109}	189.042 {478}	208.959 {461}	455.403 { 74}	313.042 {108}	223.061 {451}	317.933 {106}
Units	ppm	ppm	ppm	ppm	ppm	ppm	ppm	ppm	ppm
Avg	**.04832**	**2.1561**	W **2.4463**	**1.0675**	**1.0640**	**2.1452**	**.04708**	F **2.1391**	**122.21**
Stddev	.00043	.0193	.0251	.0112	.0014	.0279	.00012	.0080	1.50
%RSD	.89842	.89434	1.0258	1.0509	.12683	1.3007	.24794	.37158	1.2260
#1	.04802	2.1698	2.4286	1.0754	1.0631	2.1254	.04700	2.1447	121.15
#2	.04863	2.1425	2.4641	1.0596	1.0650	2.1649	.04717	2.1334	123.27
Check ?	Chk Pass	Chk Pass	Chk Warn	Chk Pass	Chk Pass	Chk Pass	Chk Pass	Chk Fail	Chk Pass
High Limit			500.00					.10000	
Low Limit			3.2000					-.10000	

Elem	Cd2288	Co2286	Cr2055	Cu3247	Fe2599	K_7664	Li6707	Mg2790	Mn2576
Line	228.802 {447}	228.616 {447}	205.560 {464}	324.754 {104}	259.940 {130}	766.490 { 44}	670.784 { 50}	279.079 {121}2	257.610 {131}
Units	ppm	ppm	ppm	ppm	ppm	ppm	ppm	ppm	ppm
Avg	**.09688**	**.46943**	**.19541**	**.26200**	**1.0377**	**55.914**	**.98607**	**65.248**	**.45797**
Stddev	.00024	.00024	.00069	.00069	.0118	.982	.00292	.114	.00027
%RSD	.24591	.05116	.35162	.26505	1.1358	1.7568	.29635	.17481	.05984
#1	.09671	.46926	.19590	.26249	1.0461	55.219	.98401	65.329	.45816
#2	.09705	.46960	.19493	.26151	1.0294	56.608	.98814	65.167	.45778
Check ?	Chk Pass	Chk Pass	Chk Pass	Chk Pass	Chk Pass	Chk Pass	Chk Pass	Chk Pass	Chk Pass
High Limit									
Low Limit									

Elem	Mo2020	Na8183	Ni2316	P_1782	Pb2203	S_1820	Sb2068	Se1960	Si2881
Line	202.030 {467}	818.326 { 41}	231.604 {446}	178.284 {489}	220.353 {453}	182.034 {485}	206.833 {463}	196.090 {472}	288.158 {117}
Units	ppm	ppm	ppm	ppm	ppm	ppm	ppm	ppm	ppm
Avg	**1.0446**	**142.34**	**.46249**	W **10.033**	**.48195**	**24.124**	**.50600**	**2.1440**	**11.921**
Stddev	.0008	1.11	.00141	.032	.00097	.010	.00368	.0028	.009
%RSD	.07497	.77729	.30528	.31931	.20113	.04253	.72678	.13009	.07432
#1	1.0452	143.12	.46349	10.056	.48127	24.131	.50340	2.1459	11.915
#2	1.0441	141.56	.46150	10.010	.48264	24.116	.50860	2.1420	11.927
Check ?	Chk Pass	Chk Pass	Chk Pass	Chk Warn	Chk Pass	Chk Pass	Chk Pass	Chk Pass	Chk Pass
High Limit				2.0000					
Low Limit				-1.0000					

Elem	SiO2	Sn1899	Sr4077	Th2837	Ti3349	Tl1908	U_3701	V_2924	Zn2062
Line	288.158 {117}2	189.989 {477}	407.771 { 83}	283.730 {119}	334.904 {101}	190.856 {477}	370.152 { 91}	292.402 {115}	206.200 {163}
Units	ppm	ppm	ppm	ppm	ppm	ppm	ppm	ppm	ppm
Avg	**25.510**	**1.9445**	**1.4658**	**.93995**	**.92549**	**1.8356**	**2.0997**	**.47141**	**.44170**
Stddev	.019	.0094	.0213	.00171	.00023	.0522	.0095	.00068	.00259
%RSD	.07432	.48126	1.4557	.18139	.02439	2.8417	.45391	.14503	.58615
#1	25.497	1.9511	1.4507	.93874	.92565	1.8725	2.0930	.47093	.44353
#2	25.524	1.9379	1.4809	.94115	.92533	1.7987	2.1065	.47189	.43986
Check ?	Chk Pass	Chk Pass	Chk Pass	Chk Pass	Chk Pass	Chk Pass	Chk Pass	Chk Pass	Chk Pass
High Limit									
Low Limit									

Elem	Zr3391
Line	339.198 { 99}
Units	ppm
Avg	**.50996**
Stddev	.00420
%RSD	.82301
#1	.51293
#2	.50700
Check ?	Chk Pass
High Limit	
Low Limit	

Sample Name: 280-82864-A-1-E MS Acquired: 5/19/2016 3:30:16 Type: Unk
Method: 6500_025(v6) Mode: CONC Corr. Factor: 1.000000
User: CRHOADES Prep Date: Custom ID2: Custom ID3:
Comment: 325819 6010B (Fe)

Int. Std.	Y_2243	Y_3600	Y_3774
Line	224.306 {450}	360.073 { 94}	377.433 { 89}
Units	Cts/S	Cts/S	Cts/S
Avg	**2556.7**	**40192.**	**2216.2**
Stddev	13.0	172.	32.7
%RSD	.51018	.42833	1.4757
#1	2547.5	40070.	2239.4
#2	2565.9	40313.	2193.1

Sample Name: 280-82864-A-1-F MSD Acquired: 5/19/2016 3:32:44 Type: Unk
Method: 6500_025(v6) Mode: CONC Corr. Factor: 1.000000
User: CRHOADES Prep Date: Custom ID2: Custom ID3:
Comment: 325819 6010B (Fe)

Elem	Ag3280	Al1670	Al3092	As1890	B_2089	Ba4554	Be3130	Bi2230	Ca3179
Line	328.068 {103}	167.079 {502}	309.271 {109}	189.042 {478}	208.959 {461}	455.403 { 74}	313.042 {108}	223.061 {451}	317.933 {106}
Units	ppm	ppm	ppm	ppm	ppm	ppm	ppm	ppm	ppm
Avg	**.04907**	**2.1608**	W **2.4915**	**1.0697**	**1.0681**	**2.1511**	**.04713**	F **2.1483**	**121.95**
Stddev	.00054	.0162	.0170	.0052	.0039	.0195	.00013	.0092	.99
%RSD	1.0942	.74914	.68243	.48827	.36311	.90715	.27494	.42991	.81492
#1	.04944	2.1494	2.4795	1.0734	1.0709	2.1373	.04723	2.1548	121.25
#2	.04869	2.1723	2.5035	1.0660	1.0654	2.1649	.04704	2.1418	122.65
Check ?	Chk Pass	Chk Pass	Chk Warn	Chk Pass	Chk Pass	Chk Pass	Chk Pass	Chk Fail	Chk Pass
High Limit			500.00					.10000	
Low Limit			3.2000					-.10000	

Elem	Cd2288	Co2286	Cr2055	Cu3247	Fe2599	K_7664	Li6707	Mg2790	Mn2576
Line	228.802 {447}	228.616 {447}	205.560 {464}	324.754 {104}	259.940 {130}	766.490 { 44}	670.784 { 50}	279.079 {121}2	257.610 {131}
Units	ppm	ppm	ppm	ppm	ppm	ppm	ppm	ppm	ppm
Avg	**.09694**	**.47030**	**.19589**	**.26037**	**1.0133**	**56.186**	**.98953**	**64.740**	**.45526**
Stddev	.00002	.00059	.00017	.00298	.0003	.641	.00444	.249	.00175
%RSD	.02170	.12636	.08847	1.1427	.02552	1.1411	.44887	.38409	.38464
#1	.09693	.47072	.19602	.26248	1.0135	55.732	.98639	64.916	.45650
#2	.09696	.46988	.19577	.25827	1.0131	56.639	.99267	64.565	.45402
Check ?	Chk Pass	Chk Pass	Chk Pass	Chk Pass	Chk Pass	Chk Pass	Chk Pass	Chk Pass	Chk Pass
High Limit									
Low Limit									

Elem	Mo2020	Na8183	Ni2316	P_1782	Pb2203	S_1820	Sb2068	Se1960	Si2881
Line	202.030 {467}	818.326 { 41}	231.604 {446}	178.284 {489}	220.353 {453}	182.034 {485}	206.833 {463}	196.090 {472}	288.158 {117}
Units	ppm	ppm	ppm	ppm	ppm	ppm	ppm	ppm	ppm
Avg	**1.0454**	**142.22**	**.46383**	W **10.053**	**.48122**	**23.891**	**.50947**	**2.1480**	**11.988**
Stddev	.0031	.64	.00249	.042	.00042	.058	.00229	.0189	.060
%RSD	.30018	.44835	.53640	.42080	.08762	.24462	.44925	.88048	.49925
#1	1.0476	142.67	.46559	10.083	.48093	23.933	.51109	2.1613	11.946
#2	1.0432	141.77	.46207	10.023	.48152	23.850	.50786	2.1346	12.031
Check ?	Chk Pass	Chk Pass	Chk Pass	Chk Warn	Chk Pass	Chk Pass	Chk Pass	Chk Pass	Chk Pass
High Limit				2.0000					
Low Limit				-1.0000					

Elem	SiO2	Sn1899	Sr4077	Th2837	Ti3349	Tl1908	U_3701	V_2924	Zn2062
Line	288.158 {117}2	189.989 {477}	407.771 { 83}	283.730 {119}	334.904 {101}	190.856 {477}	370.152 { 91}	292.402 {115}	206.200 {163}
Units	ppm	ppm	ppm	ppm	ppm	ppm	ppm	ppm	ppm
Avg	**25.655**	**1.9443**	**1.4702**	**.93148**	**.91952**	**1.8555**	**2.0289**	**.47058**	**.43704**
Stddev	.128	.0055	.0110	.00219	.00201	.0438	.0006	.00088	.00172
%RSD	.49925	.28211	.74638	.23473	.21842	2.3589	.03212	.18723	.39313
#1	25.564	1.9482	1.4625	.93303	.92094	1.8864	2.0284	.47120	.43582
#2	25.746	1.9404	1.4780	.92994	.91810	1.8245	2.0293	.46996	.43825
Check ?	Chk Pass	Chk Pass	Chk Pass	Chk Pass	Chk Pass	Chk Pass	Chk Pass	Chk Pass	Chk Pass
High Limit									
Low Limit									

Elem	Zr3391
Line	339.198 { 99}
Units	ppm
Avg	**.51417**
Stddev	.00012
%RSD	.02241
#1	.51426
#2	.51409
Check ?	Chk Pass
High Limit	
Low Limit	

Sample Name: 280-82864-A-1-F MSD Acquired: 5/19/2016 3:32:44 Type: Unk
Method: 6500_025(v6) Mode: CONC Corr. Factor: 1.000000
User: CRHOADES Prep Date: Custom ID2: Custom ID3:
Comment: 325819 6010B (Fe)

Int. Std.	Y_2243	Y_3600	Y_3774
Line	224.306 {450}	360.073 { 94}	377.433 { 89}
Units	Cts/S	Cts/S	Cts/S
Avg	**2557.1**	**40469.**	**2206.5**
Stddev	17.4	110.	10.9
%RSD	.68107	.27143	.49617
#1	2569.4	40392.	2214.3
#2	2544.8	40547.	2198.8

Sample Name: 280-82864-A-2-B Acquired: 5/19/2016 3:35:11 Type: Unk
Method: 6500_025(v6) Mode: CONC Corr. Factor: 1.000000
User: CRHOADES Prep Date: Custom ID2: Custom ID3:
Comment: 325819 6010B (Fe)

Elem	Ag3280	Al1670	As1890	B_2089	Ba4554	Be3130	Bi2230	Ca3179	Cd2288
Line	328.068 {103}	167.079 {502}	189.042 {478}	208.959 {461}	455.403 { 74}	313.042 {108}	223.061 {451}	317.933 {106}	228.802 {447}
Units	ppm	ppm	ppm	ppm	ppm	ppm	ppm	ppm	ppm
Avg	**.00033**	**.10812**	**.00019**	**.06850**	**.11314**	**.00037**	**-.00047**	**72.609**	**.00005**
Stddev	.00082	.00258	.00456	.00080	.00119	.00002	.00309	.051	.00013
%RSD	246.72	2.3892	2362.5	1.1720	1.0554	4.1199	662.30	.07077	267.18
#1	.00092	.10995	-.00303	.06907	.11398	.00038	.00172	72.646	.00014
#2	-.00025	.10629	.00342	.06794	.11229	.00036	-.00265	72.573	-.00004
Check ?	Chk Pass	Chk Pass	Chk Pass	Chk Pass	Chk Pass	Chk Pass	Chk Pass	Chk Pass	Chk Pass
High Limit									
Low Limit									

Elem	Co2286	Cr2055	Cu3247	Fe2599	K_7664	Li6707	Mg2790	Mn2576	Mo2020
Line	228.616 {447}	205.560 {464}	324.754 {104}	259.940 {130}	766.490 { 44}	670.784 { 50}	279.079 {121}2	257.610 {131}	202.030 {467}
Units	ppm	ppm	ppm	ppm	ppm	ppm	ppm	ppm	ppm
Avg	**.00016**	**.00051**	**.00316**	**.14757**	**8.5834**	**.03184**	**18.464**	**.01078**	**.00434**
Stddev	.00012	.00013	.00096	.00320	.0213	.00355	.016	.00002	.00135
%RSD	73.416	26.062	30.232	2.1668	.24847	11.147	.08450	.22806	31.060
#1	.00008	.00041	.00249	.14531	8.5985	.03435	18.475	.01076	.00339
#2	.00024	.00060	.00384	.14983	8.5683	.02933	18.453	.01080	.00529
Check ?	Chk Pass	Chk Pass	Chk Pass	Chk Pass	Chk Pass	Chk Pass	Chk Pass	Chk Pass	Chk Pass
High Limit									
Low Limit									

Elem	Na8183	Ni2316	P_1782	Pb2203	S_1820	Sb2068	Se1960	Si2881	SiO2
Line	818.326 { 41}	231.604 {446}	178.284 {489}	220.353 {453}	182.034 {485}	206.833 {463}	196.090 {472}	288.158 {117}	288.158 {117}2
Units	ppm	ppm	ppm	ppm	ppm	ppm	ppm	ppm	ppm
Avg	**96.428**	**.00168**	**.01259**	**-.00080**	**21.706**	**.00273**	**.01092**	**2.8334**	**6.0634**
Stddev	.049	.00070	.00217	.00245	.085	.00274	.00214	.0776	.1660
%RSD	.05106	41.819	17.231	305.54	.39174	100.27	19.617	2.7383	2.7383
#1	96.394	.00119	.01413	.00093	21.766	.00079	.01244	2.7785	5.9460
#2	96.463	.00218	.01106	-.00253	21.646	.00467	.00941	2.8882	6.1808
Check ?	Chk Pass	Chk Pass	Chk Pass	Chk Pass	Chk Pass	Chk Pass	Chk Pass	Chk Pass	Chk Pass
High Limit									
Low Limit									

Elem	Sn1899	Sr4077	Th2837	Ti3349	Tl1908	U_3701	V_2924	Zn2062	Zr3391
Line	189.989 {477}	407.771 { 83}	283.730 {119}	334.904 {101}	190.856 {477}	370.152 { 91}	292.402 {115}	206.200 {163}	339.198 { 99}
Units	ppm	ppm	ppm	ppm	ppm	ppm	ppm	ppm	ppm
Avg	**.00175**	**.52501**	**.00006**	**.00225**	**.01928**	**-.00269**	**.00154**	**.00224**	**.00193**
Stddev	.00140	.00028	.00120	.00007	.00837	.05748	.00015	.00044	.00327
%RSD	79.854	.05426	2029.9	3.1851	43.435	2135.3	9.5936	19.585	169.62
#1	.00076	.52521	-.00079	.00220	.01336	-.04334	.00143	.00255	.00424
#2	.00274	.52481	.00091	.00230	.02520	.03795	.00164	.00193	-.00038
Check ?	Chk Pass	Chk Pass	Chk Pass	Chk Pass	Chk Pass	Chk Pass	Chk Pass	Chk Pass	Chk Pass
High Limit									
Low Limit									

Int. Std.	Y_2243	Y_3600	Y_3774
Line	224.306 {450}	360.073 { 94}	377.433 { 89}
Units	Cts/S	Cts/S	Cts/S
Avg	**2667.8**	**41334.**	**2271.4**
Stddev	34.4	70.	2.8
%RSD	1.2884	.17048	.12296
#1	2643.5	41284.	2269.4
#2	2692.1	41383.	2273.3

Sample Name: 280-82864-A-3-B Acquired: 5/19/2016 3:37:50 Type: Unk
Method: 6500_025(v6) Mode: CONC Corr. Factor: 1.000000
User: CRHOADES Prep Date: Custom ID2: Custom ID3:
Comment: 325819 6010B (Fe)

Elem	Ag3280	Al1670	As1890	B_2089	Ba4554	Be3130	Bi2230	Ca3179	Cd2288
Line	328.068 {103}	167.079 {502}	189.042 {478}	208.959 {461}	455.403 { 74}	313.042 {108}	223.061 {451}	317.933 {106}	228.802 {447}
Units	ppm	ppm	ppm	ppm	ppm	ppm	ppm	ppm	ppm
Avg	**.00000**	**.08769**	**-.00046**	**.06316**	**.10360**	**.00014**	**-.00122**	**63.416**	**.00030**
Stddev	.00021	.00387	.00027	.00186	.00172	.00025	.00508	1.143	.00016
%RSD	15027.	4.4093	59.356	2.9394	1.6640	176.84	414.95	1.8017	51.157
#1	.00015	.09042	-.00065	.06448	.10482	-.00004	.00237	64.224	.00041
#2	-.00015	.08496	-.00027	.06185	.10238	.00032	-.00482	62.608	.00019
Check ?	Chk Pass	Chk Pass	Chk Pass	Chk Pass	Chk Pass	Chk Pass	Chk Pass	Chk Pass	Chk Pass
High Limit									
Low Limit									

Elem	Co2286	Cr2055	Cu3247	Fe2599	K_7664	Li6707	Mg2790	Mn2576	Mo2020
Line	228.616 {447}	205.560 {464}	324.754 {104}	259.940 {130}	766.490 { 44}	670.784 { 50}	279.079 {121}2	257.610 {131}	202.030 {467}
Units	ppm	ppm	ppm	ppm	ppm	ppm	ppm	ppm	ppm
Avg	**-.00006**	**.00013**	**.00237**	**.08362**	**6.8868**	**.03027**	**18.442**	**.00266**	**.00111**
Stddev	.00017	.00024	.00044	.00108	.0822	.00041	.058	.00004	.00049
%RSD	301.60	185.47	18.631	1.2961	1.1930	1.3556	.31617	1.3563	43.973
#1	-.00018	.00030	.00206	.08285	6.8287	.02998	18.401	.00263	.00076
#2	.00006	-.00004	.00268	.08439	6.9449	.03056	18.483	.00268	.00146
Check ?	Chk Pass	Chk Pass	Chk Pass	Chk Pass	Chk Pass	Chk Pass	Chk Pass	Chk Pass	Chk Pass
High Limit									
Low Limit									

Elem	Na8183	Ni2316	P_1782	Pb2203	S_1820	Sb2068	Se1960	Si2881	SiO2
Line	818.326 { 41}	231.604 {446}	178.284 {489}	220.353 {453}	182.034 {485}	206.833 {463}	196.090 {472}	288.158 {117}	288.158 {117}2
Units	ppm	ppm	ppm	ppm	ppm	ppm	ppm	ppm	ppm
Avg	**90.112**	**.00155**	**.01125**	**-.00026**	**24.499**	**.00335**	**.00604**	**1.3997**	**2.9953**
Stddev	.236	.00022	.00152	.00141	.405	.00505	.00593	.0170	.0364
%RSD	.26189	14.262	13.477	545.17	1.6535	150.98	98.241	1.2165	1.2165
#1	90.279	.00171	.01232	.00074	24.785	-.00023	.00184	1.4117	3.0211
#2	89.946	.00140	.01018	-.00125	24.212	.00692	.01024	1.3876	2.9696
Check ?	Chk Pass	Chk Pass	Chk Pass	Chk Pass	Chk Pass	Chk Pass	Chk Pass	Chk Pass	Chk Pass
High Limit									
Low Limit									

Elem	Sn1899	Sr4077	Th2837	Ti3349	Tl1908	U_3701	V_2924	Zn2062	Zr3391
Line	189.989 {477}	407.771 { 83}	283.730 {119}	334.904 {101}	190.856 {477}	370.152 { 91}	292.402 {115}	206.200 {163}	339.198 { 99}
Units	ppm	ppm	ppm	ppm	ppm	ppm	ppm	ppm	ppm
Avg	**-.00105**	**.48188**	**-.00043**	**.00158**	**.00152**	**-.00732**	**.00090**	**.00315**	**.00020**
Stddev	.00054	.00875	.00134	.00038	.00061	.00114	.00114	.00059	.00016
%RSD	51.910	1.8161	309.79	23.868	40.487	15.561	126.00	18.700	83.216
#1	-.00066	.48806	-.00138	.00131	.00108	-.00813	.00170	.00357	.00008
#2	-.00143	.47569	.00052	.00185	.00195	-.00652	.00010	.00274	.00031
Check ?	Chk Pass	Chk Pass	Chk Pass	Chk Pass	Chk Pass	Chk Pass	Chk Pass	Chk Pass	Chk Pass
High Limit									
Low Limit									

Int. Std.	Y_2243	Y_3600	Y_3774
Line	224.306 {450}	360.073 { 94}	377.433 { 89}
Units	Cts/S	Cts/S	Cts/S
Avg	**2660.3**	**41629.**	**2280.9**
Stddev	64.2	319.	57.5
%RSD	2.4131	.76623	2.5216
#1	2614.9	41855.	2240.2
#2	2705.7	41404.	2321.5

Sample Name: 280-82864-A-4-B Acquired: 5/19/2016 3:40:29 Type: Unk
Method: 6500_025(v6) Mode: CONC Corr. Factor: 1.000000
User: CRHOADES Prep Date: Custom ID2: Custom ID3:
Comment: 325819 6010B (Fe)

Elem	Ag3280	Al1670	As1890	B_2089	Ba4554	Be3130	Bi2230	Ca3179	Cd2288
Line	328.068 {103}	167.079 {502}	189.042 {478}	208.959 {461}	455.403 { 74}	313.042 {108}	223.061 {451}	317.933 {106}	228.802 {447}
Units	ppm	ppm	ppm	ppm	ppm	ppm	ppm	ppm	ppm
Avg	**.00014**	**.04660**	**-.00810**	**.06192**	**.11738**	**.00031**	**.00108**	**70.869**	**.00028**
Stddev	.00051	.00169	.00577	.00032	.00065	.00005	.00204	.130	.00009
%RSD	352.82	3.6214	71.296	.51865	.55457	16.607	189.36	.18376	33.023
#1	.00051	.04780	-.01218	.06169	.11784	.00027	-.00036	70.961	.00021
#2	-.00022	.04541	-.00401	.06215	.11692	.00034	.00252	70.777	.00034
Check ?	Chk Pass	Chk Pass	Chk Pass	Chk Pass	Chk Pass	Chk Pass	Chk Pass	Chk Pass	Chk Pass
High Limit									
Low Limit									

Elem	Co2286	Cr2055	Cu3247	Fe2599	K_7664	Li6707	Mg2790	Mn2576	Mo2020
Line	228.616 {447}	205.560 {464}	324.754 {104}	259.940 {130}	766.490 { 44}	670.784 { 50}	279.079 {121}2	257.610 {131}	202.030 {467}
Units	ppm	ppm	ppm	ppm	ppm	ppm	ppm	ppm	ppm
Avg	**-.00004**	**.00016**	**.00299**	**.04401**	**7.2397**	**.02935**	**18.539**	**.00377**	**.00085**
Stddev	.00007	.00036	.00019	.00523	.0192	.00042	.038	.00016	.00046
%RSD	165.88	222.22	6.4233	11.882	.26509	1.4285	.20409	4.2176	54.073
#1	.00001	.00041	.00286	.04032	7.2532	.02964	18.512	.00365	.00052
#2	-.00010	-.00009	.00313	.04771	7.2261	.02905	18.565	.00388	.00117
Check ?	Chk Pass	Chk Pass	Chk Pass	Chk Pass	Chk Pass	Chk Pass	Chk Pass	Chk Pass	Chk Pass
High Limit									
Low Limit									

Elem	Na8183	Ni2316	P_1782	Pb2203	S_1820	Sb2068	Se1960	Si2881	SiO2
Line	818.326 { 41}	231.604 {446}	178.284 {489}	220.353 {453}	182.034 {485}	206.833 {463}	196.090 {472}	288.158 {117}	288.158 {117}2
Units	ppm	ppm	ppm	ppm	ppm	ppm	ppm	ppm	ppm
Avg	**91.228**	**.00154**	**.01409**	**-.00034**	**22.438**	**.00196**	**.00537**	**2.2859**	**4.8918**
Stddev	1.080	.00034	.00074	.00194	.074	.00166	.00029	.0182	.0390
%RSD	1.1840	22.318	5.2493	564.51	.32844	84.480	5.3973	.79699	.79699
#1	90.465	.00179	.01462	.00103	22.386	.00313	.00516	2.2730	4.8642
#2	91.992	.00130	.01357	-.00172	22.491	.00079	.00557	2.2987	4.9193
Check ?	Chk Pass	Chk Pass	Chk Pass	Chk Pass	Chk Pass	Chk Pass	Chk Pass	Chk Pass	Chk Pass
High Limit									
Low Limit									

Elem	Sn1899	Sr4077	Th2837	Ti3349	Tl1908	U_3701	V_2924	Zn2062	Zr3391
Line	189.989 {477}	407.771 { 83}	283.730 {119}	334.904 {101}	190.856 {477}	370.152 { 91}	292.402 {115}	206.200 {163}	339.198 { 99}
Units	ppm	ppm	ppm	ppm	ppm	ppm	ppm	ppm	ppm
Avg	**.00084**	**.51601**	**.00028**	**.00093**	**-.00129**	W **-.05676**	**.00054**	**.00014**	**.00055**
Stddev	.00111	.00019	.00181	.00009	.00198	.04104	.00040	.00085	.00069
%RSD	132.86	.03661	647.50	10.058	153.23	72.295	74.307	616.88	126.80
#1	.00163	.51614	.00156	.00100	-.00269	-.02774	.00026	-.00046	.00103
#2	.00005	.51588	-.00100	.00086	.00011	-.08578	.00082	.00074	.00006
Check ?	Chk Pass	Chk Pass	Chk Pass	Chk Pass	Chk Pass	Chk Warn	Chk Pass	Chk Pass	Chk Pass
High Limit						45.000			
Low Limit						-.05000			

Int. Std.	Y_2243	Y_3600	Y_3774
Line	224.306 {450}	360.073 { 94}	377.433 { 89}
Units	Cts/S	Cts/S	Cts/S
Avg	**2663.9**	**41546.**	**2250.0**
Stddev	66.9	94.	19.0
%RSD	2.5111	.22508	.84250
#1	2616.6	41480.	2236.6
#2	2711.2	41612.	2263.4

Sample Name: CCVH-3894253 Acquired: 5/19/2016 3:43:08 Type: QC
Method: 6500_025(v6) Mode: CONC Corr. Factor: 1.000000
User: CRHOADES Prep Date: Custom ID2: Custom ID3:
Comment:

Elem	Ag3280	Al3092	As1890	B_2089	Ba4554	Be3130	Bi2230	Ca3179	Cd2288	Co2286	Cr2055
Units	ppm	ppm	ppm	ppm	ppm	ppm	ppm	ppm	ppm	ppm	ppm
Avg	**-.00005**	**51.642**	**-.00221**	**.00515**	**-.00045**	**.00043**	**1.0231**	**-.01474**	**-.00043**	**-.00104**	**.00016**
Stddev	.00100	.234	.00743	.00102	.00085	.00015	.1109	.00206	.00049	.00002	.00015
%RSD	2011.5	.45275	335.83	19.735	187.72	34.643	10.840	13.974	112.75	2.0886	92.811
#1	-.00076	51.477	-.00747	.00587	.00015	.00032	1.1016	-.01328	-.00078	-.00103	.00026
#2	.00066	51.807	.00304	.00443	-.00105	.00053	.94472	-.01619	-.00009	-.00106	.00005
Check ?	None	Chk Pass	None	None	None	None	Chk Pass	None	None	None	None
Value											
Range											

Elem	Cu3247	Fe2714	K_7664	Li6707	Mg2790	Mn2576	Mo2020	Na8183	Ni2316	P_1782	Pb2203
Units	ppm	ppm	ppm	ppm	ppm	ppm	ppm	ppm	ppm	ppm	ppm
Avg	**-.00080**	**48.892**	**.21503**	**-.00035**	**.02493**	**-.00030**	**-.00157**	**256.51**	**.00125**	**.00433**	**-.00011**
Stddev	.00008	.402	.09747	.00277	.00393	.00003	.00014	.67	.00003	.00325	.00125
%RSD	9.7679	.82217	45.327	788.21	15.750	9.3020	9.2367	.26178	2.3765	75.038	1163.2
#1	-.00086	48.607	.28395	-.00231	.02771	-.00032	-.00147	256.03	.00128	.00663	.00078
#2	-.00075	49.176	.14611	.00161	.02215	-.00028	-.00167	256.98	.00123	.00203	-.00099
Check ?	None	Chk Pass	None	None	None	None	None	Chk Pass	None	None	None
Value											
Range											

Elem	S_1820	Sb2068	Se1960	Si2881	SiO2	Sn1899	Sr4077	Th2837	Ti3349	Tl1908	U_3701
Units	ppm	ppm	ppm	ppm	ppm	ppm	ppm	ppm	ppm	ppm	ppm
Avg	**5.2375**	**-.01318**	**.00489**	**.00953**	**.02039**	**.00116**	**.00054**	W **4.6381**	**.00595**	**-.00615**	W **10.668**
Stddev	.4870	.00695	.00616	.01140	.02440	.00095	.00016	.0095	.00017	.00243	.037
%RSD	9.2986	52.704	126.03	119.71	119.71	81.706	29.030	.20514	2.8066	39.474	.34450
#1	5.5818	-.01809	.00053	.01759	.03764	.00183	.00043	4.6448	.00583	-.00787	10.642
#2	4.8931	-.00827	.00925	.00146	.00313	.00049	.00065	4.6313	.00607	-.00444	10.694
Check ?	Chk Pass	None	None	None	None	None	None	Chk Warn	None	None	Chk Warn
Value								5.0000			10.000
Range								-5.0000%			5.0000%

Elem	V_2924	Zn2062	Zr3391
Units	ppm	ppm	ppm
Avg	**.00982**	**-.00073**	**.04780**
Stddev	.00007	.00011	.00181
%RSD	.68578	15.468	3.7804
#1	.00977	-.00081	.04908
#2	.00987	-.00065	.04653
Check ?	None	None	None
Value			
Range			

Int. Std.	Y_2243	Y_3600	Y_3774
Units	Cts/S	Cts/S	Cts/S
Avg	**2692.0**	**39297.**	**2145.1**
Stddev	282.0	100.	12.9
%RSD	10.474	.25351	.60049
#1	2492.6	39227.	2154.2
#2	2891.4	39368.	2135.9

Sample Name: CCV-3894251 Acquired: 5/19/2016 3:45:45 Type: QC
Method: 6500_025(v6) Mode: CONC Corr. Factor: 1.000000
User: CRHOADES Prep Date: Custom ID2: Custom ID3:
Comment:

Elem	Ag3280	Al1670	As1890	B_2089	Ba4554	Be3130	Bi2230	Ca3179	Cd2288	Co2286	Cr2055
Units	ppm	ppm	ppm	ppm	ppm	ppm	ppm	ppm	ppm	ppm	ppm
Avg	**.48743**	**.54641**	**1.0522**	**.49783**	**.48676**	W **.44757**	**-.00183**	**4.7394**	**.49461**	**.49678**	**.50277**
Stddev	.00072	.00002	.0073	.00793	.00404	.00450	.00328	.0235	.00035	.00957	.00974
%RSD	.14768	.00302	.69278	1.5930	.82924	1.0062	179.31	.49614	.07153	1.9267	1.9366
#1	.48794	.54642	1.0573	.50344	.48391	.44438	.00049	4.7228	.49436	.50355	.50966
#2	.48692	.54640	1.0470	.49222	.48961	.45075	-.00415	4.7560	.49486	.49001	.49589
Check ?	Chk Pass	Chk Pass	Chk Pass	Chk Pass	Chk Pass	Chk Warn	None	Chk Pass	Chk Pass	Chk Pass	Chk Pass
Value						.50000					
Range						-10.000%					

Elem	Cu3247	Fe2599	K_7664	Li6707	Mg2790	Mn2576	Mo2020	Na5895	Ni2316	P_1782	Pb2203
Units	ppm	ppm	ppm	ppm	ppm	ppm	ppm	ppm	ppm	ppm	ppm
Avg	**.51023**	**2.2673**	**46.711**	**.95733**	**18.817**	**.46173**	**.50912**	**5.0117**	**.48887**	**.97994**	**1.0095**
Stddev	.00164	.0172	.257	.00197	.053	.00182	.01153	.0670	.00925	.01701	.0198
%RSD	.32088	.76048	.54923	.20623	.28098	.39514	2.2647	1.3369	1.8920	1.7359	1.9623
#1	.51139	2.2551	46.530	.95593	18.854	.46302	.51727	4.9644	.49541	.99197	1.0235
#2	.50907	2.2795	46.893	.95873	18.780	.46044	.50097	5.0591	.48233	.96791	.99550
Check ?	Chk Pass	Chk Pass	Chk Pass	Chk Pass	Chk Pass	Chk Pass	Chk Pass	Chk Pass	Chk Pass	Chk Pass	Chk Pass
Value											
Range											

Elem	S_1820	Sb2068	Se1960	Si2881	SiO2	Sn1899	Sr4077	Th2837	Ti3349	Tl1908	U_3701
Units	ppm	ppm	ppm	ppm	ppm	ppm	ppm	ppm	ppm	ppm	ppm
Avg	**.05204**	**.99659**	**1.0737**	**4.7390**	**10.142**	**1.0175**	**.45263**	**-.00005**	**.45890**	**1.0567**	**-.02197**
Stddev	.00269	.01095	.0043	.0899	.192	.0189	.00237	.00278	.00184	.0222	.01775
%RSD	5.1618	1.0990	.39785	1.8971	1.8971	1.8577	.52403	5476.4	.40038	2.1035	80.784
#1	.05014	1.0043	1.0767	4.6755	10.005	1.0309	.45095	.00192	.46020	1.0724	-.00942
#2	.05394	.98884	1.0707	4.8026	10.278	1.0042	.45430	-.00202	.45760	1.0410	-.03452
Check ?	None	Chk Pass	Chk Pass	Chk Pass	Chk Pass	Chk Pass	Chk Pass	None	Chk Pass	Chk Pass	None
Value											
Range											

Elem	V_2924	Zn2062	Zr3391
Units	ppm	ppm	ppm
Avg	**.47808**	**.45124**	**.50814**
Stddev	.00554	.00258	.00713
%RSD	1.1591	.57203	1.4032
#1	.48199	.45307	.50310
#2	.47416	.44942	.51319
Check ?	Chk Pass	Chk Pass	Chk Pass
Value			
Range			

Int. Std.	Y_2243	Y_3600	Y_3774
Units	Cts/S	Cts/S	Cts/S
Avg	**2635.1**	**41573.**	**2257.3**
Stddev	16.7	196.	.1
%RSD	.63259	.47165	.00547
#1	2623.3	41435.	2257.3
#2	2646.9	41712.	2257.2

Sample Name: CCB Acquired: 5/19/2016 3:48:17 Type: QC
Method: 6500_025(v6) Mode: CONC Corr. Factor: 1.000000
User: CRHOADES Prep Date: Custom ID2: Custom ID3:
Comment:

Elem	Ag3280	Al1670	As1890	B_2089	Ba4554	Be3130	Bi2230	Ca3179	Cd2288	Co2286	Cr2055
Units	ppm	ppm	ppm	ppm	ppm	ppm	ppm	ppm	ppm	ppm	ppm
Avg	**-.00049**	**-.00011**	**.00292**	**.00363**	**-.00114**	**.00012**	**-.00093**	**-.02147**	**-.00001**	**-.00025**	**.00012**
Stddev	.00027	.00021	.00160	.00027	.00013	.00028	.00198	.00427	.00005	.00052	.00025
%RSD	55.625	195.65	54.883	7.3575	11.253	232.59	211.76	19.890	346.77	211.47	210.10
#1	-.00030	-.00026	.00405	.00382	-.00105	-.00008	-.00233	-.01845	.00002	-.00061	-.00006
#2	-.00069	.00004	.00178	.00344	-.00123	.00031	.00046	-.02448	-.00005	.00012	.00029
Check ?	Chk Pass	Chk Pass	Chk Pass	Chk Pass	Chk Pass	Chk Pass	Chk Pass	Chk Pass	Chk Pass	Chk Pass	Chk Pass
High Limit											
Low Limit											

Elem	Cu3247	Fe2599	K_7664	Li6707	Mg2790	Mn2576	Mo2020	Na5895	Ni2316	P_1782	Pb2203
Units	ppm	ppm	ppm	ppm	ppm	ppm	ppm	ppm	ppm	ppm	ppm
Avg	**-.00094**	**.00599**	**.05776**	**-.00010**	**-.00313**	**.00001**	**.00168**	**.16875**	**-.00063**	**-.00078**	**.00006**
Stddev	.00050	.00719	.06320	.00222	.00223	.00009	.00012	.02431	.00074	.00087	.00211
%RSD	53.755	120.17	109.41	2170.8	71.361	942.05	7.2169	14.404	117.94	111.70	3668.6
#1	-.00129	.00090	.10245	-.00167	-.00155	.00008	.00177	.18594	-.00115	-.00016	-.00143
#2	-.00058	.01107	.01308	.00147	-.00471	-.00006	.00160	.15156	-.00010	-.00139	.00155
Check ?	Chk Pass	Chk Pass	Chk Pass	Chk Pass	Chk Pass	Chk Pass	Chk Pass	Chk Pass	Chk Pass	Chk Pass	Chk Pass
High Limit											
Low Limit											

Elem	S_1820	Sb2068	Se1960	Si2881	SiO2	Sn1899	Sr4077	Th2837	Ti3349	Tl1908	U_3701
Units	ppm	ppm	ppm	ppm	ppm	ppm	ppm	ppm	ppm	ppm	ppm
Avg	**.04564**	W **.00239**	**.00444**	**.04010**	**.08582**	**.00080**	**.00030**	**.00292**	**-.00011**	**.00312**	**-.05666**
Stddev	.00135	.00368	.00427	.00902	.01930	.00218	.00002	.00222	.00037	.00030	.01479
%RSD	2.9667	153.98	96.177	22.482	22.482	272.92	8.2590	75.909	329.67	9.5615	26.101
#1	.04660	-.00021	.00142	.03373	.07218	.00234	.00032	.00135	.00015	.00291	-.06712
#2	.04468	.00499	.00746	.04648	.09947	-.00074	.00028	.00448	-.00037	.00333	-.04620
Check ?	Chk Pass	Chk Warn	Chk Pass	Chk Pass	Chk Pass	Chk Pass	Chk Pass	Chk Pass	Chk Pass	Chk Pass	Chk Pass
High Limit		.00100									
Low Limit		-.00100									

Elem	V_2924	Zn2062	Zr3391
Units	ppm	ppm	ppm
Avg	**.00005**	**-.00079**	**.00080**
Stddev	.00051	.00034	.00056
%RSD	1021.1	42.835	69.810
#1	.00041	-.00055	.00040
#2	-.00031	-.00102	.00119
Check ?	Chk Pass	Chk Pass	Chk Pass
High Limit			
Low Limit			

Int. Std.	Y_2243	Y_3600	Y_3774
Units	Cts/S	Cts/S	Cts/S
Avg	**2679.7**	**42154.**	**2308.3**
Stddev	60.3	63.	122.1
%RSD	2.2501	.14955	5.2881
#1	2637.0	42109.	2222.0
#2	2722.3	42198.	2394.6

Sample Name: CCVL-3897520 Acquired: 5/19/2016 3:50:39 Type: QC
Method: 6500_025(v6) Mode: CONC Corr. Factor: 1.000000
User: CRHOADES Prep Date: Custom ID2: Custom ID3:
Comment:

Elem	Ag3280	Al1670	As1890	B_2089	Ba4554	Be3130	Bi2230	Ca3179	Cd2288	Co2286	Cr2055	Cu3247
Units	ppm	ppm	ppm	ppm	ppm	ppm	ppm	ppm	ppm	ppm	ppm	ppm
Avg	**.00948**	**.11170**	**.01230**	**.09824**	**.00919**	**.00106**	**.11509**	**.18705**	**.00475**	**.00947**	**.00977**	**.01388**
Stddev	.00028	.00067	.00276	.00099	.00040	.00018	.00049	.00682	.00011	.00065	.00003	.00016
%RSD	2.9694	.59634	22.442	1.0101	4.3806	17.091	.42824	3.6442	2.2547	6.8142	.29730	1.1333
#1	.00928	.11218	.01425	.09895	.00947	.00119	.11544	.18223	.00468	.00901	.00979	.01377
#2	.00968	.11123	.01035	.09754	.00890	.00093	.11474	.19187	.00483	.00993	.00975	.01399
Check ?	Chk Pass	Chk Pass	Chk Pass	Chk Pass	Chk Pass	Chk Pass	Chk Pass	Chk Pass	Chk Pass	Chk Pass	Chk Pass	Chk Pass
Value												
Range												

Elem	Fe2599	K_7664	Li6707	Mg2790	Mn2576	Mo2020	Na5895	Ni2316	P_1782	Pb2203	S_1820	Sb2068
Units	ppm	ppm	ppm	ppm	ppm	ppm	ppm	ppm	ppm	ppm	ppm	ppm
Avg	**.10938**	**2.9779**	**.01056**	**.19388**	**.00968**	**.02033**	**1.1545**	**.03840**	**2.8338**	**.00862**	**.04459**	**.02553**
Stddev	.00371	.1537	.00261	.00214	.00001	.00005	.0137	.00038	.0071	.00205	.00158	.00583
%RSD	3.3961	5.1609	24.722	1.1058	.13319	.22675	1.1900	.99534	.25028	23.845	3.5355	22.840
#1	.10675	2.8692	.00871	.19539	.00969	.02029	1.1448	.03867	2.8288	.00716	.04347	.02140
#2	.11200	3.0865	.01240	.19236	.00967	.02036	1.1642	.03813	2.8388	.01007	.04570	.02965
Check ?	Chk Pass	Chk Pass	Chk Pass	Chk Pass	Chk Pass	Chk Pass	Chk Pass	Chk Pass	Chk Pass	Chk Pass	None	Chk Pass
Value												
Range												

Elem	Se1960	Si2881	SiO2	Sn1899	Sr4077	Th2837	Ti3349	Tl1908	U_3701	V_2924	Zn2062	Zr3391
Units	ppm	ppm	ppm	ppm	ppm	ppm	ppm	ppm	ppm	ppm	ppm	ppm
Avg	F **.02518**	**.48491**	**1.0377**	**.10237**	**.00978**	**.01398**	**.00917**	F **.00877**	**.06097**	**.00978**	**.01819**	**.01618**
Stddev	.00511	.00844	.0181	.00285	.00023	.00289	.00053	.00251	.02290	.00038	.00112	.00296
%RSD	20.287	1.7412	1.7412	2.7795	2.3842	20.681	5.7827	28.652	37.555	3.8880	6.1393	18.298
#1	.02879	.47894	1.0249	.10439	.00962	.01602	.00880	.00699	.04478	.00952	.01740	.01409
#2	.02157	.49088	1.0505	.10036	.00995	.01193	.00955	.01055	.07716	.01005	.01898	.01828
Check ?	Chk Fail	Chk Pass	Chk Pass	Chk Pass	Chk Pass	Chk Pass	Chk Pass	Chk Fail	Chk Pass	Chk Pass	Chk Pass	Chk Pass
Value	.01500							.01500				
Range	30.000%							-30.000%				

Int. Std.	Y_2243	Y_3600	Y_3774
Units	Cts/S	Cts/S	Cts/S
Avg	**2681.5**	**42634.**	**2247.9**
Stddev	2.6	355.	28.3
%RSD	.09880	.83376	1.2610
#1	2683.4	42886.	2268.0
#2	2679.6	42383.	2227.9

Sample Name: 280-82864-A-5-B Acquired: 5/19/2016 3:53:19 Type: Unk
Method: 6500_025(v6) Mode: CONC Corr. Factor: 1.000000
User: CRHOADES Prep Date: Custom ID2: Custom ID3:
Comment: 325819 6010B (Fe)

Elem	Ag3280	Al1670	As1890	B_2089	Ba4554	Be3130	Bi2230	Ca3179	Cd2288
Line	328.068 {103}	167.079 {502}	189.042 {478}	208.959 {461}	455.403 { 74}	313.042 {108}	223.061 {451}	317.933 {106}	228.802 {447}
Units	ppm	ppm	ppm	ppm	ppm	ppm	ppm	ppm	ppm
Avg	**-.00029**	**.42990**	**-.00115**	**.07574**	**.28882**	**.00031**	**-.00525**	**101.22**	**.00047**
Stddev	.00084	.00200	.00023	.00115	.00479	.00008	.00195	.53	.00015
%RSD	292.43	.46451	20.295	1.5218	1.6580	24.311	37.141	.52691	31.934
#1	-.00088	.42849	-.00131	.07492	.29220	.00036	-.00662	101.60	.00036
#2	.00031	.43131	-.00098	.07655	.28543	.00026	-.00387	100.84	.00057
Check ?	Chk Pass	Chk Pass	Chk Pass	Chk Pass	Chk Pass	Chk Pass	Chk Pass	Chk Pass	Chk Pass
High Limit									
Low Limit									

Elem	Co2286	Cr2055	Cu3247	Fe2599	K_7664	Li6707	Mg2790	Mn2576	Mo2020
Line	228.616 {447}	205.560 {464}	324.754 {104}	259.940 {130}	766.490 { 44}	670.784 { 50}	279.079 {121}2	257.610 {131}	202.030 {467}
Units	ppm	ppm	ppm	ppm	ppm	ppm	ppm	ppm	ppm
Avg	**-.00008**	**.00048**	**.00577**	**.53228**	**7.9078**	**.01684**	**23.769**	**.05504**	**.00136**
Stddev	.00056	.00004	.00053	.00110	.0586	.00390	.044	.00019	.00004
%RSD	664.88	9.2720	9.2615	.20706	.74084	23.151	.18412	.34419	2.6070
#1	-.00048	.00052	.00539	.53306	7.8664	.01960	23.800	.05491	.00134
#2	.00031	.00045	.00614	.53150	7.9492	.01409	23.738	.05518	.00139
Check ?	Chk Pass	Chk Pass	Chk Pass	Chk Pass	Chk Pass	Chk Pass	Chk Pass	Chk Pass	Chk Pass
High Limit									
Low Limit									

Elem	Na8183	Ni2316	P_1782	Pb2203	S_1820	Sb2068	Se1960	Si2881	SiO2
Line	818.326 { 41}	231.604 {446}	178.284 {489}	220.353 {453}	182.034 {485}	206.833 {463}	196.090 {472}	288.158 {117}	288.158 {117}2
Units	ppm	ppm	ppm	ppm	ppm	ppm	ppm	ppm	ppm
Avg	**111.73**	**.00125**	**.36295**	**-.00039**	**21.565**	**.00428**	**-.00021**	**3.2751**	**7.0087**
Stddev	.82	.00048	.00177	.00232	.325	.00012	.00496	.0069	.0149
%RSD	.73249	38.277	.48704	593.49	1.5088	2.7137	2355.7	.21184	.21184
#1	111.16	.00091	.36170	-.00203	21.335	.00419	.00330	3.2800	7.0192
#2	112.31	.00159	.36420	.00125	21.795	.00436	-.00372	3.2702	6.9982
Check ?	Chk Pass	Chk Pass	Chk Pass	Chk Pass	Chk Pass	Chk Pass	Chk Pass	Chk Pass	Chk Pass
High Limit									
Low Limit									

Elem	Sn1899	Sr4077	Th2837	Ti3349	Tl1908	U_3701	V_2924	Zn2062	Zr3391
Line	189.989 {477}	407.771 { 83}	283.730 {119}	334.904 {101}	190.856 {477}	370.152 { 91}	292.402 {115}	206.200 {163}	339.198 { 99}
Units	ppm	ppm	ppm	ppm	ppm	ppm	ppm	ppm	ppm
Avg	**-.00185**	**.68689**	**-.00019**	**.01218**	**-.00393**	**.00579**	**.00274**	**.00673**	**.00033**
Stddev	.00009	.00526	.00430	.00168	.00154	.06938	.00037	.00029	.00136
%RSD	5.0661	.76554	2312.8	13.786	39.144	1199.1	13.627	4.3580	408.71
#1	-.00179	.69060	.00285	.01337	-.00502	-.04327	.00248	.00652	.00129
#2	-.00192	.68317	-.00323	.01099	-.00284	.05484	.00301	.00694	-.00063
Check ?	Chk Pass	Chk Pass	Chk Pass	Chk Pass	Chk Pass	Chk Pass	Chk Pass	Chk Pass	Chk Pass
High Limit									
Low Limit									

Int. Std.	Y_2243	Y_3600	Y_3774
Line	224.306 {450}	360.073 { 94}	377.433 { 89}
Units	Cts/S	Cts/S	Cts/S
Avg	**2632.2**	**40724.**	**2229.4**
Stddev	41.3	448.	9.9
%RSD	1.5686	1.0989	.44326
#1	2661.4	40407.	2222.4
#2	2603.0	41040.	2236.4

Sample Name: 280-82864-A-6-B Acquired: 5/19/2016 3:55:57 Type: Unk
Method: 6500_025(v6) Mode: CONC Corr. Factor: 1.000000
User: CRHOADES Prep Date: Custom ID2: Custom ID3:
Comment: 325819 6010B (Fe)

Elem	Ag3280	Al1670	As1890	B_2089	Ba4554	Be3130	Bi2230	Ca3179	Cd2288
Line	328.068 {103}	167.079 {502}	189.042 {478}	208.959 {461}	455.403 { 74}	313.042 {108}	223.061 {451}	317.933 {106}	228.802 {447}
Units	ppm	ppm	ppm	ppm	ppm	ppm	ppm	ppm	ppm
Avg	**-.00052**	**.12696**	**.00388**	**.06750**	**.16496**	**.00012**	**-.00508**	**81.506**	**.00027**
Stddev	.00018	.00110	.00203	.00050	.00279	.00002	.00262	1.505	.00047
%RSD	35.240	.86642	52.336	.74363	1.6910	19.939	51.470	1.8471	175.39
#1	-.00065	.12618	.00532	.06786	.16298	.00010	-.00694	80.441	.00060
#2	-.00039	.12773	.00244	.06715	.16693	.00014	-.00323	82.571	-.00006
Check ?	Chk Pass	Chk Pass	Chk Pass	Chk Pass	Chk Pass	Chk Pass	Chk Pass	Chk Pass	Chk Pass
High Limit									
Low Limit									

Elem	Co2286	Cr2055	Cu3247	Fe2599	K_7664	Li6707	Mg2790	Mn2576	Mo2020
Line	228.616 {447}	205.560 {464}	324.754 {104}	259.940 {130}	766.490 { 44}	670.784 { 50}	279.079 {121}2	257.610 {131}	202.030 {467}
Units	ppm	ppm	ppm	ppm	ppm	ppm	ppm	ppm	ppm
Avg	**.00004**	**.00064**	**.00243**	**.25085**	**6.4050**	**.01322**	**23.236**	**.03291**	**.00122**
Stddev	.00001	.00025	.00079	.00137	.0705	.00074	.004	.00028	.00003
%RSD	14.931	39.429	32.470	.54471	1.1002	5.6010	.01604	.84335	2.5791
#1	.00004	.00081	.00187	.24989	6.3551	.01269	23.239	.03272	.00125
#2	.00005	.00046	.00299	.25182	6.4548	.01374	23.233	.03311	.00120
Check ?	Chk Pass	Chk Pass	Chk Pass	Chk Pass	Chk Pass	Chk Pass	Chk Pass	Chk Pass	Chk Pass
High Limit									
Low Limit									

Elem	Na8183	Ni2316	P_1782	Pb2203	S_1820	Sb2068	Se1960	Si2881	SiO2
Line	818.326 { 41}	231.604 {446}	178.284 {489}	220.353 {453}	182.034 {485}	206.833 {463}	196.090 {472}	288.158 {117}	288.158 {117}2
Units	ppm	ppm	ppm	ppm	ppm	ppm	ppm	ppm	ppm
Avg	**104.49**	**.00116**	**.02653**	**-.00122**	**20.012**	**.00214**	**-.00387**	**.58739**	**1.2570**
Stddev	.36	.00047	.00071	.00123	.024	.00103	.00272	.01546	.0331
%RSD	.34174	41.011	2.6612	100.96	.12193	47.922	70.249	2.6317	2.6317
#1	104.23	.00149	.02703	-.00035	20.029	.00142	-.00580	.57646	1.2336
#2	104.74	.00082	.02603	-.00209	19.995	.00287	-.00195	.59832	1.2804
Check ?	Chk Pass	Chk Pass	Chk Pass	Chk Pass	Chk Pass	Chk Pass	Chk Pass	Chk Pass	Chk Pass
High Limit									
Low Limit									

Elem	Sn1899	Sr4077	Th2837	Ti3349	Tl1908	U_3701	V_2924	Zn2062	Zr3391
Line	189.989 {477}	407.771 { 83}	283.730 {119}	334.904 {101}	190.856 {477}	370.152 { 91}	292.402 {115}	206.200 {163}	339.198 { 99}
Units	ppm	ppm	ppm	ppm	ppm	ppm	ppm	ppm	ppm
Avg	**-.00031**	**.62136**	**.00411**	**.00205**	**-.00526**	W **-.06835**	**.00092**	**.00126**	**-.00192**
Stddev	.00137	.01195	.00093	.00009	.00060	.03059	.00076	.00052	.00125
%RSD	446.04	1.9236	22.615	4.4054	11.349	44.750	82.883	41.397	65.290
#1	-.00128	.61291	.00345	.00212	-.00568	-.08998	.00146	.00089	-.00280
#2	.00066	.62981	.00476	.00199	-.00484	-.04672	.00038	.00163	-.00103
Check ?	Chk Pass	Chk Pass	Chk Pass	Chk Pass	Chk Pass	Chk Warn	Chk Pass	Chk Pass	Chk Pass
High Limit						45.000			
Low Limit						-.05000			

Int. Std.	Y_2243	Y_3600	Y_3774
Line	224.306 {450}	360.073 { 94}	377.433 { 89}
Units	Cts/S	Cts/S	Cts/S
Avg	**2685.9**	**40924.**	**2337.8**
Stddev	31.0	190.	37.8
%RSD	1.1532	.46549	1.6178
#1	2707.8	41058.	2364.5
#2	2664.0	40789.	2311.1

Sample Name: 280-82864-A-7-B Acquired: 5/19/2016 3:58:36 Type: Unk
Method: 6500_025(v6) Mode: CONC Corr. Factor: 1.000000
User: CRHOADES Prep Date: Custom ID2: Custom ID3:
Comment: 325819 6010B (Fe)

Elem	Ag3280	Al1670	As1890	B_2089	Ba4554	Be3130	Bi2230	Ca3179	Cd2288
Line	328.068 {103}	167.079 {502}	189.042 {478}	208.959 {461}	455.403 { 74}	313.042 {108}	223.061 {451}	317.933 {106}	228.802 {447}
Units	ppm	ppm	ppm	ppm	ppm	ppm	ppm	ppm	ppm
Avg	**.00069**	**.21946**	**-.00159**	**.06671**	**.17294**	**.00023**	**.00214**	**86.740**	**.00020**
Stddev	.00023	.00596	.00084	.00158	.00561	.00041	.00293	2.221	.00011
%RSD	33.567	2.7138	53.251	2.3682	3.2437	177.17	136.72	2.5611	52.622
#1	.00052	.22367	-.00218	.06783	.17691	-.00006	.00007	88.311	.00027
#2	.00085	.21525	-.00099	.06559	.16897	.00052	.00421	85.170	.00013
Check ?	Chk Pass	Chk Pass	Chk Pass	Chk Pass	Chk Pass	Chk Pass	Chk Pass	Chk Pass	Chk Pass
High Limit									
Low Limit									

Elem	Co2286	Cr2055	Cu3247	Fe2599	K_7664	Li6707	Mg2790	Mn2576	Mo2020
Line	228.616 {447}	205.560 {464}	324.754 {104}	259.940 {130}	766.490 { 44}	670.784 { 50}	279.079 {121}2	257.610 {131}	202.030 {467}
Units	ppm	ppm	ppm	ppm	ppm	ppm	ppm	ppm	ppm
Avg	**-.00006**	**.00010**	**.00175**	**.24058**	**5.8760**	**.01557**	**24.373**	**.02837**	**.00068**
Stddev	.00026	.00005	.00031	.00685	.0495	.00093	.151	.00034	.00020
%RSD	409.37	49.473	17.836	2.8465	.84261	5.9640	.62072	1.1917	30.033
#1	.00012	.00007	.00153	.24543	5.9110	.01623	24.266	.02813	.00083
#2	-.00025	.00014	.00198	.23574	5.8410	.01492	24.480	.02861	.00054
Check ?	Chk Pass	Chk Pass	Chk Pass	Chk Pass	Chk Pass	Chk Pass	Chk Pass	Chk Pass	Chk Pass
High Limit									
Low Limit									

Elem	Na8183	Ni2316	P_1782	Pb2203	S_1820	Sb2068	Se1960	Si2881	SiO2
Line	818.326 { 41}	231.604 {446}	178.284 {489}	220.353 {453}	182.034 {485}	206.833 {463}	196.090 {472}	288.158 {117}	288.158 {117}2
Units	ppm	ppm	ppm	ppm	ppm	ppm	ppm	ppm	ppm
Avg	**100.61**	**.00117**	**.03813**	**-.00051**	**21.061**	**.00156**	**.00370**	**1.0674**	**2.2842**
Stddev	.14	.00031	.00237	.00057	.436	.00535	.00016	.0435	.0931
%RSD	.13574	26.188	6.2181	111.73	2.0697	342.82	4.3043	4.0762	4.0762
#1	100.52	.00096	.03645	-.00011	21.369	-.00222	.00359	1.0366	2.2183
#2	100.71	.00139	.03981	-.00091	20.753	.00534	.00382	1.0981	2.3500
Check ?	Chk Pass	Chk Pass	Chk Pass	Chk Pass	Chk Pass	Chk Pass	Chk Pass	Chk Pass	Chk Pass
High Limit									
Low Limit									

Elem	Sn1899	Sr4077	Th2837	Ti3349	Tl1908	U_3701	V_2924	Zn2062	Zr3391
Line	189.989 {477}	407.771 { 83}	283.730 {119}	334.904 {101}	190.856 {477}	370.152 { 91}	292.402 {115}	206.200 {163}	339.198 { 99}
Units	ppm	ppm	ppm	ppm	ppm	ppm	ppm	ppm	ppm
Avg	**-.00078**	**.65255**	**-.00129**	**.00407**	**-.00447**	**.00409**	**.00099**	**.00052**	**.00157**
Stddev	.00087	.01774	.00156	.00077	.00330	.02654	.00085	.00025	.00370
%RSD	112.15	2.7191	120.71	18.974	73.892	648.78	86.493	48.008	234.95
#1	-.00016	.66510	-.00240	.00352	-.00681	.02285	.00159	.00069	-.00104
#2	-.00140	.64000	-.00019	.00461	-.00213	-.01467	.00038	.00034	.00419
Check ?	Chk Pass	Chk Pass	Chk Pass	Chk Pass	Chk Pass	Chk Pass	Chk Pass	Chk Pass	Chk Pass
High Limit									
Low Limit									

Int. Std.	Y_2243	Y_3600	Y_3774
Line	224.306 {450}	360.073 { 94}	377.433 { 89}
Units	Cts/S	Cts/S	Cts/S
Avg	**2655.1**	**41206.**	**2321.7**
Stddev	76.3	343.	84.2
%RSD	2.8727	.83254	3.6286
#1	2601.1	41449.	2262.2
#2	2709.0	40964.	2381.3

Sample Name: 280-82864-A-8-B Acquired: 5/19/2016 4:01:13 Type: Unk
Method: 6500_025(v6) Mode: CONC Corr. Factor: 1.000000
User: CRHOADES Prep Date: Custom ID2: Custom ID3:
Comment: 325819 6010B (Fe)

Elem	Ag3280	Al1670	As1890	B_2089	Ba4554	Be3130	Bi2230	Ca3179	Cd2288
Line	328.068 {103}	167.079 {502}	189.042 {478}	208.959 {461}	455.403 { 74}	313.042 {108}	223.061 {451}	317.933 {106}	228.802 {447}
Units	ppm	ppm	ppm	ppm	ppm	ppm	ppm	ppm	ppm
Avg	**-.00021**	**.17018**	**-.00730**	**.06464**	**.11767**	**.00030**	**-.00011**	**64.568**	**.00031**
Stddev	.00060	.00136	.00125	.00108	.00192	.00012	.00020	1.146	.00022
%RSD	284.42	.79973	17.090	1.6748	1.6355	40.135	173.28	1.7751	71.364
#1	.00021	.17114	-.00642	.06387	.11631	.00022	-.00025	63.757	.00046
#2	-.00064	.16922	-.00818	.06540	.11903	.00039	.00003	65.378	.00015
Check ?	Chk Pass	Chk Pass	Chk Pass	Chk Pass	Chk Pass	Chk Pass	Chk Pass	Chk Pass	Chk Pass
High Limit									
Low Limit									

Elem	Co2286	Cr2055	Cu3247	Fe2599	K_7664	Li6707	Mg2790	Mn2576	Mo2020
Line	228.616 {447}	205.560 {464}	324.754 {104}	259.940 {130}	766.490 { 44}	670.784 { 50}	279.079 {121}2	257.610 {131}	202.030 {467}
Units	ppm	ppm	ppm	ppm	ppm	ppm	ppm	ppm	ppm
Avg	**.00020**	**.00027**	**.00308**	**.24406**	**8.7539**	**.02521**	**15.778**	**.04828**	**.00077**
Stddev	.00006	.00017	.00032	.00614	.0054	.00047	.005	.00004	.00030
%RSD	30.051	62.085	10.330	2.5137	.06168	1.8541	.03338	.08888	39.422
#1	.00015	.00039	.00286	.23973	8.7501	.02554	15.781	.04831	.00098
#2	.00024	.00015	.00331	.24840	8.7577	.02488	15.774	.04825	.00055
Check ?	Chk Pass	Chk Pass	Chk Pass	Chk Pass	Chk Pass	Chk Pass	Chk Pass	Chk Pass	Chk Pass
High Limit									
Low Limit									

Elem	Na8183	Ni2316	P_1782	Pb2203	S_1820	Sb2068	Se1960	Si2881	SiO2
Line	818.326 { 41}	231.604 {446}	178.284 {489}	220.353 {453}	182.034 {485}	206.833 {463}	196.090 {472}	288.158 {117}	288.158 {117}2
Units	ppm	ppm	ppm	ppm	ppm	ppm	ppm	ppm	ppm
Avg	**86.706**	**.00091**	**.01345**	**-.00107**	**19.705**	**.00020**	**.00340**	**3.3530**	**7.1754**
Stddev	.254	.00004	.00109	.00173	.015	.00718	.00638	.0177	.0380
%RSD	.29329	4.4514	8.1053	161.05	.07427	3561.1	187.71	.52914	.52914
#1	86.526	.00089	.01422	.00015	19.715	-.00488	-.00111	3.3404	7.1485
#2	86.886	.00094	.01268	-.00229	19.695	.00528	.00791	3.3655	7.2022
Check ?	Chk Pass	Chk Pass	Chk Pass	Chk Pass	Chk Pass	Chk Pass	Chk Pass	Chk Pass	Chk Pass
High Limit									
Low Limit									

Elem	Sn1899	Sr4077	Th2837	Ti3349	Tl1908	U_3701	V_2924	Zn2062	Zr3391
Line	189.989 {477}	407.771 { 83}	283.730 {119}	334.904 {101}	190.856 {477}	370.152 { 91}	292.402 {115}	206.200 {163}	339.198 { 99}
Units	ppm	ppm	ppm	ppm	ppm	ppm	ppm	ppm	ppm
Avg	**-.00130**	**.44143**	**.00115**	**.00376**	**-.00346**	**-.01579**	**.00073**	**-.00015**	**-.00110**
Stddev	.00168	.00831	.00171	.00029	.00062	.02546	.00077	.00046	.00011
%RSD	128.71	1.8821	148.54	7.8373	17.926	161.18	104.79	300.71	10.145
#1	-.00249	.43556	-.00006	.00397	-.00302	-.03379	.00127	-.00047	-.00103
#2	-.00012	.44730	.00236	.00355	-.00390	.00221	.00019	.00017	-.00118
Check ?	Chk Pass	Chk Pass	Chk Pass	Chk Pass	Chk Pass	Chk Pass	Chk Pass	Chk Pass	Chk Pass
High Limit									
Low Limit									

Int. Std.	Y_2243	Y_3600	Y_3774
Line	224.306 {450}	360.073 { 94}	377.433 { 89}
Units	Cts/S	Cts/S	Cts/S
Avg	**2630.8**	**41309.**	**2301.0**
Stddev	4.6	108.	18.7
%RSD	.17347	.26169	.81370
#1	2627.6	41232.	2314.3
#2	2634.0	41385.	2287.8

Sample Name: 280-82864-A-9-B Acquired: 5/19/2016 4:03:50 Type: Unk
Method: 6500_025(v6) Mode: CONC Corr. Factor: 1.000000
User: CRHOADES Prep Date: Custom ID2: Custom ID3:
Comment: 325819 6010B (Fe)

Elem	Ag3280	Al1670	As1890	B_2089	Ba4554	Be3130	Bi2230	Ca3179	Cd2288
Line	328.068 {103}	167.079 {502}	189.042 {478}	208.959 {461}	455.403 { 74}	313.042 {108}	223.061 {451}	317.933 {106}	228.802 {447}
Units	ppm	ppm	ppm	ppm	ppm	ppm	ppm	ppm	ppm
Avg	**-.00035**	**.20195**	**-.00181**	**.04907**	**.11894**	**.00010**	**-.00162**	**64.634**	**.00011**
Stddev	.00058	.00158	.00403	.00264	.00354	.00019	.00409	2.259	.00001
%RSD	163.57	.78434	222.59	5.3808	2.9733	191.59	252.45	3.4952	5.8529
#1	-.00076	.20083	.00104	.05094	.11644	-.00004	-.00451	63.037	.00011
#2	.00006	.20307	-.00465	.04720	.12144	.00024	.00127	66.231	.00011
Check ?	Chk Pass	Chk Pass	Chk Pass	Chk Pass	Chk Pass	Chk Pass	Chk Pass	Chk Pass	Chk Pass
High Limit									
Low Limit									

Elem	Co2286	Cr2055	Cu3247	Fe2599	K_7664	Li6707	Mg2790	Mn2576	Mo2020
Line	228.616 {447}	205.560 {464}	324.754 {104}	259.940 {130}	766.490 { 44}	670.784 { 50}	279.079 {121}2	257.610 {131}	202.030 {467}
Units	ppm	ppm	ppm	ppm	ppm	ppm	ppm	ppm	ppm
Avg	**-.00017**	**.00018**	**.00087**	**.17685**	**3.6987**	**.00845**	**14.385**	**.03670**	**-.00005**
Stddev	.00028	.00016	.00048	.00313	.0591	.00092	.029	.00012	.00025
%RSD	161.64	88.063	55.370	1.7699	1.5971	10.935	.20302	.32103	515.15
#1	.00002	.00029	.00121	.17906	3.6569	.00910	14.365	.03662	-.00023
#2	-.00037	.00007	.00053	.17464	3.7404	.00780	14.406	.03678	.00013
Check ?	Chk Pass	Chk Pass	Chk Pass	Chk Pass	Chk Pass	Chk Pass	Chk Pass	Chk Pass	Chk Pass
High Limit									
Low Limit									

Elem	Na8183	Ni2316	P_1782	Pb2203	S_1820	Sb2068	Se1960	Si2881	SiO2
Line	818.326 { 41}	231.604 {446}	178.284 {489}	220.353 {453}	182.034 {485}	206.833 {463}	196.090 {472}	288.158 {117}	288.158 {117}2
Units	ppm	ppm	ppm	ppm	ppm	ppm	ppm	ppm	ppm
Avg	**65.609**	**.00108**	**.00983**	**.00038**	**18.033**	**-.00022**	**.00182**	**2.4988**	**5.3473**
Stddev	.554	.00053	.00206	.00007	.021	.00094	.00732	.0413	.0883
%RSD	.84367	48.782	20.980	17.494	.11750	434.49	401.20	1.6521	1.6521
#1	65.218	.00071	.00837	.00043	18.018	.00045	.00700	2.5279	5.4098
#2	66.001	.00145	.01128	.00034	18.048	-.00088	-.00335	2.4696	5.2849
Check ?	Chk Pass	Chk Pass	Chk Pass	Chk Pass	Chk Pass	Chk Pass	Chk Pass	Chk Pass	Chk Pass
High Limit									
Low Limit									

Elem	Sn1899	Sr4077	Th2837	Ti3349	Tl1908	U_3701	V_2924	Zn2062	Zr3391
Line	189.989 {477}	407.771 { 83}	283.730 {119}	334.904 {101}	190.856 {477}	370.152 { 91}	292.402 {115}	206.200 {163}	339.198 { 99}
Units	ppm	ppm	ppm	ppm	ppm	ppm	ppm	ppm	ppm
Avg	**.00089**	**.42561**	**.00128**	**.00302**	**-.00338**	W **-.06725**	**.00055**	**.00071**	**.00385**
Stddev	.00081	.01475	.00079	.00036	.00060	.02557	.00027	.00008	.00024
%RSD	91.324	3.4651	61.852	11.972	17.879	38.022	48.925	11.288	6.1109
#1	.00032	.41518	.00072	.00277	-.00295	-.08533	.00036	.00065	.00402
#2	.00146	.43603	.00183	.00328	-.00381	-.04917	.00074	.00076	.00368
Check ?	Chk Pass	Chk Pass	Chk Pass	Chk Pass	Chk Pass	Chk Warn	Chk Pass	Chk Pass	Chk Pass
High Limit						45.000			
Low Limit						-.05000			

Int. Std.	Y_2243	Y_3600	Y_3774
Line	224.306 {450}	360.073 { 94}	377.433 { 89}
Units	Cts/S	Cts/S	Cts/S
Avg	**2648.9**	**41836.**	**2327.2**
Stddev	1.0	223.	78.2
%RSD	.03617	.53196	3.3586
#1	2649.6	41994.	2382.5
#2	2648.2	41679.	2271.9

Sample Name: CCVH-3894253 Acquired: 5/19/2016 4:06:28 Type: QC
Method: 6500_025(v6) Mode: CONC Corr. Factor: 1.000000
User: CRHOADES Prep Date: Custom ID2: Custom ID3:
Comment:

Elem	Ag3280	Al3092	As1890	B_2089	Ba4554	Be3130	Bi2230	Ca3179	Cd2288	Co2286	Cr2055
Units	ppm	ppm	ppm	ppm	ppm	ppm	ppm	ppm	ppm	ppm	ppm
Avg	**.00000**	**50.663**	**-.00316**	**.00328**	**-.00118**	**.00061**	W **1.1000**	**-.00406**	**-.00031**	**-.00096**	**.00054**
Stddev	.00100	2.227	.00083	.00007	.00017	.00033	.0001	.01666	.00016	.00006	.00017
%RSD	96445.	4.3957	26.321	2.0561	14.724	54.785	.00545	409.86	52.318	5.7995	32.059
#1	-.00070	52.238	-.00375	.00333	-.00106	.00037	1.1000	.00771	-.00019	-.00100	.00066
#2	.00071	49.088	-.00257	.00323	-.00131	.00085	1.1001	-.01584	-.00042	-.00092	.00042
Check ?	None	Chk Pass	None	None	None	None	Chk Warn	None	None	None	None
Value							1.0000				
Range							5.0000%				

Elem	Cu3247	Fe2714	K_7664	Li6707	Mg2790	Mn2576	Mo2020	Na8183	Ni2316	P_1782	Pb2203
Units	ppm	ppm	ppm	ppm	ppm	ppm	ppm	ppm	ppm	ppm	ppm
Avg	**-.00018**	**48.439**	**.08751**	**.00139**	**.02168**	**-.00016**	**-.00186**	**253.19**	**.00177**	**.00303**	**-.00021**
Stddev	.00020	1.324	.07157	.00213	.00118	.00002	.00038	6.22	.00037	.00049	.00201
%RSD	112.72	2.7330	81.787	152.92	5.4584	10.627	20.465	2.4584	20.805	16.190	961.46
#1	-.00032	49.375	.13812	.00290	.02085	-.00018	-.00159	257.59	.00151	.00338	.00121
#2	-.00004	47.503	.03690	-.00011	.02252	-.00015	-.00213	248.79	.00203	.00268	-.00163
Check ?	None	Chk Pass	None	None	None	None	None	Chk Pass	None	None	None
Value											
Range											

Elem	S_1820	Sb2068	Se1960	Si2881	SiO2	Sn1899	Sr4077	Th2837	Ti3349	Tl1908	U_3701
Units	ppm	ppm	ppm	ppm	ppm	ppm	ppm	ppm	ppm	ppm	ppm
Avg	**5.2459**	**-.00715**	**.00315**	**.01619**	**.03464**	**.00153**	**.00057**	W **4.6342**	**.00538**	**.00017**	W **10.531**
Stddev	.0533	.00756	.00510	.03295	.07051	.00050	.00011	.0278	.00129	.00077	.208
%RSD	1.0168	105.69	161.85	203.55	203.55	32.854	19.906	.59912	24.020	441.32	1.9775
#1	5.2082	-.01250	.00676	-.00711	-.01522	.00118	.00049	4.6146	.00629	-.00037	10.678
#2	5.2837	-.00181	-.00046	.03949	.08450	.00189	.00066	4.6538	.00447	.00072	10.384
Check ?	Chk Pass	None	None	None	None	None	None	Chk Warn	None	None	Chk Warn
Value								5.0000			10.000
Range								-5.0000%			5.0000%

Elem	V_2924	Zn2062	Zr3391
Units	ppm	ppm	ppm
Avg	**.00938**	**.00005**	**.05328**
Stddev	.00059	.00002	.00842
%RSD	6.2706	43.840	15.797
#1	.00980	.00003	.04732
#2	.00897	.00006	.05923
Check ?	None	None	None
Value			
Range			

Int. Std.	Y_2243	Y_3600	Y_3774
Units	Cts/S	Cts/S	Cts/S
Avg	**2609.7**	**41248.**	**2189.1**
Stddev	23.8	121.	151.8
%RSD	.91147	.29319	6.9356
#1	2592.9	41333.	2081.7
#2	2626.5	41162.	2296.4

Sample Name: CCV-3894251 Acquired: 5/19/2016 4:09:04 Type: QC
Method: 6500_025(v6) Mode: CONC Corr. Factor: 1.000000
User: CRHOADES Prep Date: Custom ID2: Custom ID3:
Comment:

Elem	Ag3280	Al1670	As1890	B_2089	Ba4554	Be3130	Bi2230	Ca3179	Cd2288	Co2286	Cr2055	Cu3247	Fe2599
Units	ppm	ppm	ppm	ppm	ppm	ppm	ppm	ppm	ppm	ppm	ppm	ppm	ppm
Avg	**.49311**	**.54265**	**1.0489**	**.49546**	**.49428**	**.45511**	**.00478**	**4.8155**	**.49345**	**.49878**	**.50419**	**.51711**	**2.3961**
Stddev	.00051	.01242	.0180	.01527	.00519	.00511	.00033	.0592	.00132	.01219	.01273	.00046	.0288
%RSD	.10399	2.2890	1.7180	3.0812	1.0492	1.1234	6.8964	1.2303	.26739	2.4437	2.5253	.08876	1.2021
#1	.49348	.53387	1.0362	.48467	.49795	.45872	.00455	4.8574	.49251	.49016	.49518	.51743	2.4165
#2	.49275	.55143	1.0617	.50625	.49061	.45149	.00501	4.7736	.49438	.50740	.51319	.51678	2.3758
Check ?	Chk Pass	Chk Pass	Chk Pass	Chk Pass	Chk Pass	Chk Pass	None	Chk Pass	Chk Pass	Chk Pass	Chk Pass	Chk Pass	Chk Pass
Value													
Range													

Elem	K_7664	Li6707	Mg2790	Mn2576	Mo2020	Na5895	Ni2316	P_1782	Pb2203	S_1820	Sb2068	Se1960	Si2881
Units	ppm	ppm	ppm	ppm	ppm	ppm	ppm	ppm	ppm	ppm	ppm	ppm	ppm
Avg	**47.328**	**.97317**	**19.015**	**.46681**	**.51065**	**5.0577**	**.49143**	**.99025**	**1.0170**	**.04317**	**1.0101**	**1.0848**	**4.7476**
Stddev	.494	.00613	.013	.00009	.01141	.0337	.01271	.02878	.0311	.00232	.0214	.0324	.0751
%RSD	1.0431	.62989	.06583	.01821	2.2335	.66666	2.5861	2.9066	3.0590	5.3671	2.1203	2.9841	1.5812
#1	47.677	.97751	19.006	.46687	.50259	5.0816	.48245	.96990	.99499	.04154	.99494	1.0619	4.8007
#2	46.978	.96884	19.024	.46675	.51872	5.0339	.50042	1.0106	1.0390	.04481	1.0252	1.1077	4.6945
Check ?	Chk Pass	Chk Pass	Chk Pass	Chk Pass	Chk Pass	Chk Pass	Chk Pass	Chk Pass	Chk Pass	None	Chk Pass	Chk Pass	Chk Pass
Value													
Range													

Elem	SiO2	Sn1899	Sr4077	Th2837	Ti3349	Tl1908	U_3701	V_2924	Zn2062	Zr3391
Units	ppm	ppm	ppm	ppm	ppm	ppm	ppm	ppm	ppm	ppm
Avg	**10.160**	**1.0266**	**.46145**	**.00005**	**.46256**	**1.0667**	**-.02036**	**.48582**	**.45600**	**.50327**
Stddev	.161	.0290	.00482	.00034	.00019	.0257	.02837	.00054	.00068	.00545
%RSD	1.5812	2.8260	1.0446	718.31	.04121	2.4056	139.32	.11062	.14947	1.0820
#1	10.273	1.0060	.46486	.00029	.46242	1.0485	-.04043	.48544	.45552	.50712
#2	10.046	1.0471	.45804	-.00019	.46269	1.0848	-.00030	.48620	.45648	.49942
Check ?	Chk Pass	Chk Pass	Chk Pass	None	Chk Pass	Chk Pass	None	Chk Pass	Chk Pass	Chk Pass
Value										
Range										

Int. Std.	Y_2243	Y_3600	Y_3774
Units	Cts/S	Cts/S	Cts/S
Avg	**2695.8**	**41752.**	**2282.8**
Stddev	52.9	182.	20.2
%RSD	1.9621	.43544	.88478
#1	2733.2	41881.	2268.5
#2	2658.4	41624.	2297.1

Sample Name: CCB Acquired: 5/19/2016 4:11:36 Type: QC
Method: 6500_025(v6) Mode: CONC Corr. Factor: 1.000000
User: CRHOADES Prep Date: Custom ID2: Custom ID3:
Comment:

Elem	Ag3280	Al1670	As1890	B_2089	Ba4554	Be3130	Bi2230	Ca3179	Cd2288	Co2286	Cr2055	Cu3247	Fe2599
Units	ppm	ppm	ppm	ppm	ppm	ppm	ppm	ppm	ppm	ppm	ppm	ppm	ppm
Avg	**.00003**	**.00038**	**-.00092**	**.00284**	**-.00083**	**.00029**	**-.00368**	**-.00653**	**.00010**	**-.00017**	**-.00015**	**-.00135**	**-.00011**
Stddev	.00014	.00100	.00715	.00105	.00054	.00013	.00176	.00107	.00004	.00020	.00009	.00003	.00187
%RSD	469.77	260.32	781.37	36.809	64.889	46.450	47.763	16.346	37.695	117.70	57.089	1.9206	1664.2
#1	.00013	-.00032	-.00597	.00358	-.00121	.00038	-.00244	-.00578	.00007	-.00032	-.00021	-.00137	.00121
#2	-.00007	.00109	.00414	.00210	-.00045	.00019	-.00492	-.00729	.00012	-.00003	-.00009	-.00133	-.00143
Check ?	Chk Pass	Chk Pass	Chk Pass	Chk Pass	Chk Pass	Chk Pass	Chk Pass	Chk Pass	Chk Pass	Chk Pass	Chk Pass	Chk Pass	Chk Pass
High Limit													
Low Limit													

Elem	K_7664	Li6707	Mg2790	Mn2576	Mo2020	Na5895	Ni2316	P_1782	Pb2203	S_1820	Sb2068	Se1960	Si2881
Units	ppm	ppm	ppm	ppm	ppm	ppm	ppm	ppm	ppm	ppm	ppm	ppm	ppm
Avg	**-.01232**	**.00086**	**.00473**	**.00004**	**.00209**	**.16895**	**-.00068**	**-.00017**	**.00038**	**.03503**	**-.00083**	**.00595**	**.04096**
Stddev	.05335	.00398	.00109	.00001	.00075	.00667	.00015	.00342	.00142	.00556	.00225	.00932	.02725
%RSD	432.87	464.34	23.032	14.665	35.752	3.9475	22.153	1965.5	368.97	15.867	271.53	156.64	66.539
#1	-.05005	-.00196	.00396	.00004	.00156	.17366	-.00057	.00225	-.00062	.03110	-.00242	.01253	.06023
#2	.02540	.00367	.00550	.00004	.00262	.16423	-.00079	-.00260	.00139	.03896	.00076	-.00064	.02169
Check ?	Chk Pass	Chk Pass	Chk Pass	Chk Pass	Chk Pass	Chk Pass	Chk Pass	Chk Pass	Chk Pass	Chk Pass	Chk Pass	Chk Pass	Chk Pass
High Limit													
Low Limit													

Elem	SiO2	Sn1899	Sr4077	Th2837	Ti3349	Tl1908	U_3701	V_2924	Zn2062	Zr3391
Units	ppm	ppm	ppm	ppm	ppm	ppm	ppm	ppm	ppm	ppm
Avg	**.08765**	**.00032**	**.00037**	**.00237**	**-.00020**	**.00195**	**-.07598**	**.00040**	**-.00051**	**-.00207**
Stddev	.05832	.00148	.00029	.00038	.00037	.00051	.03124	.00044	.00026	.00071
%RSD	66.539	457.09	79.927	15.968	190.76	26.083	41.114	110.63	50.447	34.433
#1	.12890	-.00072	.00016	.00210	.00007	.00231	-.09807	.00009	-.00070	-.00157
#2	.04641	.00137	.00057	.00263	-.00046	.00159	-.05389	.00071	-.00033	-.00258
Check ?	Chk Pass	Chk Pass	Chk Pass	Chk Pass	Chk Pass	Chk Pass	Chk Pass	Chk Pass	Chk Pass	Chk Pass
High Limit										
Low Limit										

Int. Std.	Y_2243	Y_3600	Y_3774
Units	Cts/S	Cts/S	Cts/S
Avg	**2706.2**	**42063.**	**2324.3**
Stddev	78.5	174.	115.0
%RSD	2.8996	.41442	4.9489
#1	2761.7	42187.	2405.6
#2	2650.8	41940.	2242.9

Sample Name: CCVL-3897520 Acquired: 5/19/2016 4:13:59 Type: QC
Method: 6500_025(v6) Mode: CONC Corr. Factor: 1.000000
User: CRHOADES Prep Date: Custom ID2: Custom ID3:
Comment:

Elem	Ag3280	Al1670	As1890	B_2089	Ba4554	Be3130	Bi2230	Ca3179	Cd2288	Co2286	Cr2055	Cu3247
Units	ppm	ppm	ppm	ppm	ppm	ppm	ppm	ppm	ppm	ppm	ppm	ppm
Avg	**.00997**	**.11222**	F **.02042**	**.09995**	**.00924**	**.00115**	**.11506**	**.18168**	**.00499**	**.01001**	**.01011**	**.01425**
Stddev	.00050	.00126	.00055	.00017	.00026	.00003	.00269	.00703	.00017	.00001	.00001	.00000
%RSD	5.0243	1.1251	2.7106	.17378	2.8334	2.3106	2.3338	3.8667	3.3665	.12060	.11641	.00270
#1	.00961	.11311	.02003	.10008	.00905	.00117	.11696	.18665	.00511	.01000	.01012	.01425
#2	.01032	.11132	.02082	.09983	.00942	.00113	.11316	.17672	.00488	.01002	.01011	.01425
Check ?	Chk Pass	Chk Pass	Chk Fail	Chk Pass	Chk Pass	Chk Pass	Chk Pass	Chk Pass	Chk Pass	Chk Pass	Chk Pass	Chk Pass
Value			.01500									
Range			30.000%									

Elem	Fe2599	K_7664	Li6707	Mg2790	Mn2576	Mo2020	Na5895	Ni2316	P_1782	Pb2203	S_1820	Sb2068
Units	ppm	ppm	ppm	ppm	ppm	ppm	ppm	ppm	ppm	ppm	ppm	ppm
Avg	**.10284**	**2.9575**	**.00961**	**.19474**	**.00946**	**.02058**	**1.1450**	**.04047**	**2.9708**	**.00979**	**.04343**	**.01994**
Stddev	.00614	.0351	.00313	.00224	.00007	.00042	.0194	.00040	.0398	.00178	.00522	.00353
%RSD	5.9737	1.1867	32.582	1.1524	.74612	2.0279	1.6986	.99637	1.3390	18.172	12.023	17.730
#1	.10718	2.9327	.00740	.19632	.00951	.02028	1.1312	.04019	2.9427	.00853	.04712	.01744
#2	.09849	2.9824	.01183	.19315	.00941	.02087	1.1587	.04076	2.9989	.01104	.03974	.02244
Check ?	Chk Pass	Chk Pass	Chk Pass	Chk Pass	Chk Pass	Chk Pass	Chk Pass	Chk Pass	Chk Pass	Chk Pass	None	Chk Pass
Value												
Range												

Elem	Se1960	Si2881	SiO2	Sn1899	Sr4077	Th2837	Ti3349	Tl1908	U_3701	V_2924	Zn2062	Zr3391
Units	ppm	ppm	ppm	ppm	ppm	ppm	ppm	ppm	ppm	ppm	ppm	ppm
Avg	F **.02802**	**.48478**	**1.0374**	**.10687**	**.00973**	**.01552**	**.00914**	F **.00760**	**.05314**	**.01085**	**.01910**	**.01795**
Stddev	.00333	.02439	.0522	.00104	.00011	.00074	.00023	.00124	.02417	.00049	.00009	.00178
%RSD	11.892	5.0317	5.0317	.97673	1.1663	4.7696	2.5085	16.341	45.474	4.4958	.46143	9.9235
#1	.03037	.50203	1.0743	.10613	.00965	.01605	.00930	.00848	.03606	.01120	.01916	.01921
#2	.02566	.46753	1.0005	.10761	.00981	.01500	.00898	.00672	.07023	.01051	.01904	.01669
Check ?	Chk Fail	Chk Pass	Chk Pass	Chk Pass	Chk Pass	Chk Pass	Chk Pass	Chk Fail	Chk Pass	Chk Pass	Chk Pass	Chk Pass
Value	.01500							.01500				
Range	30.000%							-30.000%				

Int. Std.	Y_2243	Y_3600	Y_3774
Units	Cts/S	Cts/S	Cts/S
Avg	**2674.7**	**42551.**	**2290.6**
Stddev	4.6	167.	10.5
%RSD	.17037	.39355	.45719
#1	2677.9	42669.	2283.2
#2	2671.5	42433.	2298.1

Sample Name: MB 280-325512/1-A Acquired: 5/19/2016 4:16:41 Type: Unk
Method: 6500_025(v6) Mode: CONC Corr. Factor: 1.000000
User: CRHOADES Prep Date: 5/18 Custom ID2: Custom ID3:
Comment: 325512 6010C soil Q4

Elem	Ag3280	Al1670	As1890	B_2089	Ba4554	Be3130	Bi2230	Ca3179	Cd2288
Line	328.068 {103}	167.079 {502}	189.042 {478}	208.959 {461}	455.403 { 74}	313.042 {108}	223.061 {451}	317.933 {106}	228.802 {447}
Units	ppm	ppm	ppm	ppm	ppm	ppm	ppm	ppm	ppm
Avg	**.00005**	**.00757**	**-.00429**	**.01309**	**-.00030**	**.00034**	**-.00086**	**.03693**	**-.00016**
Stddev	.00041	.00094	.00242	.00005	.00023	.00008	.00177	.00121	.00012
%RSD	877.06	12.395	56.547	.37550	79.392	24.449	204.28	3.2641	79.015
#1	.00033	.00823	-.00600	.01312	-.00013	.00040	.00038	.03608	-.00007
#2	-.00024	.00691	-.00257	.01305	-.00046	.00028	-.00211	.03778	-.00025
Check ?	Chk Pass	Chk Pass	Chk Pass	Chk Pass	Chk Pass	Chk Pass	Chk Pass	Chk Pass	Chk Pass
High Limit									
Low Limit									

Elem	Co2286	Cr2055	Cu3247	Fe2599	K_7664	Li6707	Mg2790	Mn2576	Mo2020
Line	228.616 {447}	205.560 {464}	324.754 {104}	259.940 {130}	766.490 { 44}	670.784 { 50}	279.079 {121}2	257.610 {131}	202.030 {467}
Units	ppm	ppm	ppm	ppm	ppm	ppm	ppm	ppm	ppm
Avg	**-.00015**	**.00046**	**-.00028**	**.03060**	**-.00383**	**-.00109**	**.01834**	**.00027**	**-.00046**
Stddev	.00023	.00017	.00022	.00170	.02558	.00127	.00128	.00001	.00010
%RSD	158.61	36.767	76.828	5.5475	667.37	116.98	6.9645	3.6039	21.116
#1	-.00031	.00059	-.00013	.02940	.01426	-.00198	.01924	.00027	-.00039
#2	.00002	.00034	-.00044	.03181	-.02192	-.00019	.01743	.00028	-.00053
Check ?	Chk Pass	Chk Pass	Chk Pass	Chk Pass	Chk Pass	Chk Pass	Chk Pass	Chk Pass	Chk Pass
High Limit									
Low Limit									

Elem	Na5895	Ni2316	P_1782	Pb2203	S_1820	Sb2068	Se1960	Si2881	SiO2
Line	589.592 { 57}	231.604 {446}	178.284 {489}	220.353 {453}	182.034 {485}	206.833 {463}	196.090 {472}	288.158 {117}	288.158 {117}2
Units	ppm	ppm	ppm	ppm	ppm	ppm	ppm	ppm	ppm
Avg	**.22917**	**-.00050**	**.00463**	**-.00047**	**.04139**	**.00064**	**.00355**	**.12236**	**.26185**
Stddev	.02242	.00013	.00310	.00053	.00284	.00051	.00095	.03734	.07990
%RSD	9.7835	26.284	66.883	111.89	6.8714	80.041	26.893	30.516	30.516
#1	.24503	-.00041	.00244	-.00010	.03938	.00028	.00288	.14876	.31835
#2	.21332	-.00060	.00683	-.00085	.04340	.00100	.00423	.09596	.20535
Check ?	Chk Pass	Chk Pass	Chk Pass	Chk Pass	Chk Pass	Chk Pass	Chk Pass	Chk Pass	None
High Limit									
Low Limit									

Elem	Sn1899	Sr4077	Th2837	Ti3349	Tl1908	U_3701	V_2924	Zn2062	Zr3391
Line	189.989 {477}	407.771 { 83}	283.730 {119}	334.904 {101}	190.856 {477}	370.152 { 91}	292.402 {115}	206.200 {163}	339.198 { 99}
Units	ppm	ppm	ppm	ppm	ppm	ppm	ppm	ppm	ppm
Avg	**.00065**	**.00039**	**.00366**	**-.00033**	**-.00091**	W **-.05190**	**.00057**	**-.00017**	**.00484**
Stddev	.00192	.00014	.00020	.00011	.00228	.01894	.00100	.00072	.00040
%RSD	295.16	35.397	5.4194	31.677	250.11	36.500	174.58	422.10	8.1877
#1	.00200	.00029	.00380	-.00026	-.00252	-.03850	.00128	-.00068	.00456
#2	-.00071	.00048	.00352	-.00041	.00070	-.06529	-.00013	.00034	.00512
Check ?	Chk Pass	Chk Pass	Chk Pass	Chk Pass	Chk Pass	Chk Warn	Chk Pass	Chk Pass	Chk Pass
High Limit						.05000			
Low Limit						-.05000			

Int. Std.	Y_2243	Y_3600	Y_3774
Line	224.306 {450}	360.073 { 94}	377.433 { 89}
Units	Cts/S	Cts/S	Cts/S
Avg	**2741.0**	**42508.**	**2317.5**
Stddev	37.8	8.	40.6
%RSD	1.3803	.01891	1.7532
#1	2714.2	42503.	2288.8
#2	2767.7	42514.	2346.2

Sample Name: LCS 280-325512/2-A Acquired: 5/19/2016 4:19:04 Type: Unk
Method: 6500_025(v6) Mode: CONC Corr. Factor: 1.000000
User: CRHOADES Prep Date: Custom ID2: Custom ID3:
Comment: 325512 6010C soil Q4

Elem	Ag3280	Al1670	Al3092	As1890	B_2089	Ba4554	Be3130	Bi2230	Ca3179
Line	328.068 {103}	167.079 {502}	309.271 {109}	189.042 {478}	208.959 {461}	455.403 { 74}	313.042 {108}	223.061 {451}	317.933 {106}
Units	ppm	ppm	ppm	ppm	ppm	ppm	ppm	ppm	ppm
Avg	**.05342**	**2.2688**	F **2.5079**	F **1.1396**	F **1.1797**	**2.1587**	**.05075**	**2.3344**	**51.742**
Stddev	.00068	.0652	.0229	.0289	.0260	.0181	.00057	.0493	.502
%RSD	1.2636	2.8715	.91319	2.5360	2.2053	.83926	1.1230	2.1136	.97114
#1	.05390	2.2228	2.5241	1.1192	1.1613	2.1715	.05116	2.2995	52.098
#2	.05294	2.3149	2.4917	1.1600	1.1981	2.1459	.05035	2.3692	51.387
Check ?	Chk Pass	Chk Pass	Chk Fail	Chk Fail	Chk Fail	Chk Pass	Chk Pass	None	Chk Pass
High Limit			2.3200	1.1000	1.1000				
Low Limit			1.6400	.85000	.81000				

Elem	Cd2288	Co2286	Cr2055	Cu3247	Fe2599	K_7664	Li6707	Mg2790	Mn2576
Line	228.802 {447}	228.616 {447}	205.560 {464}	324.754 {104}	259.940 {130}	766.490 { 44}	670.784 { 50}	279.079 {121}2	257.610 {131}
Units	ppm	ppm	ppm	ppm	ppm	ppm	ppm	ppm	ppm
Avg	**.10494**	**.51667**	W **.21332**	F **.28169**	**1.0339**	**51.725**	**1.0509**	**51.217**	**.49964**
Stddev	.00134	.00881	.00428	.00202	.0096	.445	.0004	.136	.00020
%RSD	1.2732	1.7042	2.0056	.71755	.92704	.85996	.03946	.26466	.03987
#1	.10400	.51044	.21029	.28312	1.0406	52.040	1.0511	51.313	.49978
#2	.10589	.52290	.21634	.28026	1.0271	51.410	1.0506	51.121	.49950
Check ?	Chk Pass	Chk Pass	Chk Warn	Chk Fail	Chk Pass	Chk Pass	Chk Pass	Chk Pass	Chk Pass
High Limit			.21000	.27500					
Low Limit			.19000	.22000					

Elem	Mo2020	Na8183	Ni2316	P_1782	Pb2203	S_1820	Sb2068	Se1960	Si2881
Line	202.030 {467}	818.326 { 41}	231.604 {446}	178.284 {489}	220.353 {453}	182.034 {485}	206.833 {463}	196.090 {472}	288.158 {117}
Units	ppm	ppm	ppm	ppm	ppm	ppm	ppm	ppm	ppm
Avg	F **1.1342**	F **58.691**	**.51046**	**10.735**	**.53288**	**2.2939**	**.53794**	F **2.3034**	**1.8904**
Stddev	.0171	.582	.00795	.176	.00538	.0165	.00054	.0129	.0477
%RSD	1.5109	.99093	1.5572	1.6380	1.0102	.72003	.10106	.55909	2.5252
#1	1.1221	58.280	.50484	10.611	.52908	2.2822	.53756	2.3125	1.8566
#2	1.1463	59.103	.51608	10.860	.53669	2.3056	.53833	2.2943	1.9241
Check ?	Chk Fail	Chk Fail	Chk Pass	Chk Pass	Chk Pass	None	Chk Pass	Chk Fail	Chk Pass
High Limit	1.1000	56.000						2.2000	
Low Limit	.86000	45.000						1.6600	

Elem	SiO2	Sn1899	Sr4077	Th2837	Ti3349	Tl1908	U_3701	V_2924	Zn2062
Line	288.158 {117}2	189.989 {477}	407.771 { 83}	283.730 {119}	334.904 {101}	190.856 {477}	370.152 { 91}	292.402 {115}	206.200 {163}
Units	ppm	ppm	ppm	ppm	ppm	ppm	ppm	ppm	ppm
Avg	**4.0454**	**2.1575**	**.99598**	**1.0329**	**1.0243**	**2.1644**	F **2.3128**	**.51873**	**.48109**
Stddev	.1022	.0060	.00735	.0006	.0012	.0243	.0027	.00176	.00352
%RSD	2.5252	.27762	.73829	.06211	.12028	1.1206	.11533	.33954	.73103
#1	3.9731	2.1533	1.0012	1.0324	1.0252	2.1815	2.3147	.51998	.48358
#2	4.1176	2.1618	.99078	1.0333	1.0234	2.1472	2.3109	.51749	.47860
Check ?	None	Chk Pass	Chk Pass	Chk Pass	Chk Pass	Chk Pass	Chk Fail	Chk Pass	Chk Pass
High Limit							2.2000		
Low Limit							1.7000		

Elem	Zr3391
Line	339.198 { 99}
Units	ppm
Avg	**.56736**
Stddev	.00200
%RSD	.35164
#1	.56877
#2	.56595
Check ?	Chk Pass
High Limit	
Low Limit	

Sample Name: LCS 280-325512/2-A Acquired: 5/19/2016 4:19:04 Type: Unk
Method: 6500_025(v6) Mode: CONC Corr. Factor: 1.000000
User: CRHOADES Prep Date: Custom ID2: Custom ID3:
Comment: 325512 6010C soil Q4

Int. Std.	Y_2243	Y_3600	Y_3774
Line	224.306 {450}	360.073 { 94}	377.433 { 89}
Units	Cts/S	Cts/S	Cts/S
Avg	**2634.0**	**40794.**	**2273.5**
Stddev	65.6	9.	32.6
%RSD	2.4915	.02276	1.4320
#1	2680.4	40800.	2250.4
#2	2587.6	40787.	2296.5

Sample Name: 280-82851-A-1-C Acquired: 5/19/2016 4:21:31 Type: Unk
Method: 6500_025(v6) Mode: CONC Corr. Factor: 1.000000
User: CRHOADES Prep Date: Custom ID2: Custom ID3:
Comment: 325512 6010C soil Q4

Elem	Ag3280	Al3092	As1890	B_2089	Ba4554	Be3130	Bi2230	Ca3179	Cd2288
Line	328.068 {103}	309.271 {109}	189.042 {478}	208.959 {461}	455.403 { 74}	313.042 {108}	223.061 {451}	317.933 {106}	228.802 {447}
Units	ppm	ppm	ppm	ppm	ppm	ppm	ppm	ppm	ppm
Avg	**-.00016**	**36.412**	**.00625**	**.00963**	**.13431**	**.00035**	**.00409**	**.77332**	**.00722**
Stddev	.00094	.328	.00216	.00196	.00074	.00011	.00355	.00296	.00003
%RSD	574.15	.90059	34.539	20.346	.55449	32.520	86.984	.38331	.43821
#1	-.00083	36.644	.00472	.01102	.13484	.00043	.00660	.77542	.00719
#2	.00050	36.180	.00777	.00825	.13378	.00027	.00157	.77123	.00724
Check ?	Chk Pass	Chk Pass	Chk Pass	Chk Pass	Chk Pass	Chk Pass	Chk Pass	Chk Pass	Chk Pass
High Limit									
Low Limit									

Elem	Co2286	Cr2055	Cu3247	Fe2599	K_7664	Li6707	Mg2790	Mn2576	Mo2020
Line	228.616 {447}	205.560 {464}	324.754 {104}	259.940 {130}	766.490 { 44}	670.784 { 50}	279.079 {121}2	257.610 {131}	202.030 {467}
Units	ppm	ppm	ppm	ppm	ppm	ppm	ppm	ppm	ppm
Avg	**.00163**	**.03562**	**.74365**	**19.179**	**.41878**	**.01794**	**.89377**	**.12046**	**.00905**
Stddev	.00020	.00004	.00422	.001	.00264	.00378	.00240	.00032	.00059
%RSD	12.134	.11286	.56813	.00312	.63083	21.051	.26872	.26406	6.5398
#1	.00149	.03559	.74664	19.179	.42064	.02061	.89207	.12068	.00863
#2	.00177	.03565	.74067	19.180	.41691	.01527	.89547	.12023	.00947
Check ?	Chk Pass	Chk Pass	Chk Pass	Chk Pass	Chk Pass	Chk Pass	Chk Pass	Chk Pass	Chk Pass
High Limit									
Low Limit									

Elem	Na5895	Ni2316	P_1782	Pb2203	S_1820	Sb2068	Se1960	Si2881	SiO2
Line	589.592 { 57}	231.604 {446}	178.284 {489}	220.353 {453}	182.034 {485}	206.833 {463}	196.090 {472}	288.158 {117}	288.158 {117}2
Units	ppm	ppm	ppm	ppm	ppm	ppm	ppm	ppm	ppm
Avg	**.26712**	**.24789**	**.41097**	**.70851**	**.56256**	**.00678**	**.01684**	**1.2813**	**2.7419**
Stddev	.02684	.00026	.00098	.00074	.01978	.00204	.00644	.0448	.0959
%RSD	10.046	.10321	.23838	.10382	3.5156	30.101	38.210	3.4967	3.4967
#1	.24815	.24771	.41167	.70903	.57654	.00534	.02140	1.3130	2.8097
#2	.28610	.24807	.41028	.70799	.54857	.00822	.01229	1.2496	2.6742
Check ?	Chk Pass	Chk Pass	Chk Pass	Chk Pass	Chk Pass	Chk Pass	Chk Pass	Chk Pass	Chk Pass
High Limit									
Low Limit									

Elem	Sn1899	Sr4077	Th2837	Ti3349	Tl1908	U_3701	V_2924	Zn2062	Zr3391
Line	189.989 {477}	407.771 { 83}	283.730 {119}	334.904 {101}	190.856 {477}	370.152 { 91}	292.402 {115}	206.200 {163}	339.198 { 99}
Units	ppm	ppm	ppm	ppm	ppm	ppm	ppm	ppm	ppm
Avg	**.01058**	**.01649**	**.00754**	**.17516**	**.01417**	**.00645**	**.03902**	**.72736**	**.01639**
Stddev	.00136	.00010	.00182	.00246	.00897	.06502	.00096	.01024	.00177
%RSD	12.896	.61677	24.158	1.4045	63.318	1007.6	2.4550	1.4082	10.808
#1	.00962	.01656	.00625	.17690	.00783	.05243	.03970	.73461	.01764
#2	.01155	.01641	.00882	.17342	.02052	-.03953	.03834	.72012	.01514
Check ?	Chk Pass	Chk Pass	Chk Pass	Chk Pass	Chk Pass	Chk Pass	Chk Pass	Chk Pass	Chk Pass
High Limit									
Low Limit									

Int. Std.	Y_2243	Y_3600	Y_3774
Line	224.306 {450}	360.073 { 94}	377.433 { 89}
Units	Cts/S	Cts/S	Cts/S
Avg	**2742.7**	**42701.**	**2323.4**
Stddev	21.4	38.	4.9
%RSD	.78006	.08948	.21073
#1	2727.5	42674.	2319.9
#2	2757.8	42728.	2326.8

Sample Name: 280-82851-A-2-C Acquired: 5/19/2016 4:24:08 Type: Unk
Method: 6500_025(v6) Mode: CONC Corr. Factor: 1.000000
User: CRHOADES Prep Date: Custom ID2: Custom ID3:
Comment: 325512 6010C soil Q4

Elem	Ag3280	Al3092	As1890	B_2089	Ba4554	Be3130	Bi2230	Ca3179	Cd2288
Line	328.068 {103}	309.271 {109}	189.042 {478}	208.959 {461}	455.403 { 74}	313.042 {108}	223.061 {451}	317.933 {106}	228.802 {447}
Units	ppm	ppm	ppm	ppm	ppm	ppm	ppm	ppm	ppm
Avg	**-.00011**	**36.918**	**.01099**	**.00674**	**.15759**	**.00043**	**-.00049**	**.91156**	**.01817**
Stddev	.00016	.202	.00235	.00006	.00038	.00015	.00563	.01359	.00015
%RSD	147.10	.54610	21.424	.93558	.24351	34.325	1140.2	1.4908	.83078
#1	.00000	37.061	.00933	.00669	.15786	.00053	.00349	.90195	.01828
#2	-.00022	36.776	.01266	.00678	.15732	.00033	-.00448	.92117	.01806
Check ?	Chk Pass	Chk Pass	Chk Pass	Chk Pass	Chk Pass	Chk Pass	Chk Pass	Chk Pass	Chk Pass
High Limit									
Low Limit									

Elem	Co2286	Cr2055	Cu3247	Fe2599	K_7664	Li6707	Mg2790	Mn2576	Mo2020
Line	228.616 {447}	205.560 {464}	324.754 {104}	259.940 {130}	766.490 { 44}	670.784 { 50}	279.079 {121}2	257.610 {131}	202.030 {467}
Units	ppm	ppm	ppm	ppm	ppm	ppm	ppm	ppm	ppm
Avg	**.00469**	**.04817**	**.68267**	**35.883**	**.44290**	**.02045**	**.93086**	**.19103**	**.00578**
Stddev	.00014	.00023	.00141	.030	.04627	.00085	.00394	.00021	.00020
%RSD	2.9822	.47437	.20695	.08433	10.448	4.1622	.42318	.11030	3.4301
#1	.00479	.04833	.68167	35.905	.47562	.02105	.93365	.19118	.00592
#2	.00459	.04801	.68367	35.862	.41018	.01984	.92807	.19088	.00564
Check ?	Chk Pass	Chk Pass	Chk Pass	Chk Pass	Chk Pass	Chk Pass	Chk Pass	Chk Pass	Chk Pass
High Limit									
Low Limit									

Elem	Na5895	Ni2316	P_1782	Pb2203	S_1820	Sb2068	Se1960	Si2881	SiO2
Line	589.592 { 57}	231.604 {446}	178.284 {489}	220.353 {453}	182.034 {485}	206.833 {463}	196.090 {472}	288.158 {117}	288.158 {117}2
Units	ppm	ppm	ppm	ppm	ppm	ppm	ppm	ppm	ppm
Avg	**.21653**	**.23877**	**.42682**	**.90817**	**.57437**	**.00843**	**.00302**	**1.1813**	**2.5280**
Stddev	.01311	.00123	.00168	.00079	.00173	.00089	.00536	.0077	.0165
%RSD	6.0530	.51675	.39429	.08672	.30179	10.602	177.48	.65370	.65370
#1	.22579	.23790	.42563	.90873	.57560	.00907	-.00077	1.1758	2.5163
#2	.20726	.23964	.42801	.90761	.57315	.00780	.00681	1.1868	2.5396
Check ?	Chk Pass	Chk Pass	Chk Pass	Chk Pass	Chk Pass	Chk Pass	Chk Pass	Chk Pass	Chk Pass
High Limit									
Low Limit									

Elem	Sn1899	Sr4077	Th2837	Ti3349	Tl1908	U_3701	V_2924	Zn2062	Zr3391
Line	189.989 {477}	407.771 { 83}	283.730 {119}	334.904 {101}	190.856 {477}	370.152 { 91}	292.402 {115}	206.200 {163}	339.198 { 99}
Units	ppm	ppm	ppm	ppm	ppm	ppm	ppm	ppm	ppm
Avg	**.01348**	**.02189**	**.00896**	**.17515**	**-.00220**	**-.03549**	**.04018**	**.84881**	**.01333**
Stddev	.00087	.00023	.00166	.00167	.00277	.02043	.00017	.00161	.00099
%RSD	6.4697	1.0494	18.561	.95221	126.20	57.565	.42017	.18918	7.4328
#1	.01410	.02173	.00779	.17397	-.00415	-.02104	.04006	.84768	.01263
#2	.01287	.02205	.01014	.17633	-.00024	-.04993	.04030	.84995	.01403
Check ?	Chk Pass	Chk Pass	Chk Pass	Chk Pass	Chk Pass	Chk Pass	Chk Pass	Chk Pass	Chk Pass
High Limit									
Low Limit									

Int. Std.	Y_2243	Y_3600	Y_3774
Line	224.306 {450}	360.073 { 94}	377.433 { 89}
Units	Cts/S	Cts/S	Cts/S
Avg	**2755.3**	**42832.**	**2259.8**
Stddev	47.2	97.	7.8
%RSD	1.7133	.22586	.34300
#1	2721.9	42763.	2254.3
#2	2788.6	42900.	2265.2

Sample Name: 280-82851-A-3-C Acquired: 5/19/2016 4:26:44 Type: Unk
Method: 6500_025(v6) Mode: CONC Corr. Factor: 1.000000
User: CRHOADES Prep Date: Custom ID2: Custom ID3:
Comment: 325512 6010C soil Q4

Elem	Ag3280	Al3092	As1890	B_2089	Ba4554	Be3130	Bi2230	Ca3179	Cd2288
Line	328.068 {103}	309.271 {109}	189.042 {478}	208.959 {461}	455.403 { 74}	313.042 {108}	223.061 {451}	317.933 {106}	228.802 {447}
Units	ppm	ppm	ppm	ppm	ppm	ppm	ppm	ppm	ppm
Avg	**-.00151**	**43.244**	**.00637**	**.00859**	**.26804**	**.00071**	**.01112**	**1.0211**	**.01177**
Stddev	.00013	.149	.00851	.00004	.00175	.00030	.00409	.0197	.00032
%RSD	8.8261	.34461	133.59	.51816	.65118	42.736	36.799	1.9281	2.7023
#1	-.00160	43.350	.00035	.00862	.26928	.00092	.01402	1.0350	.01199
#2	-.00141	43.139	.01239	.00855	.26681	.00049	.00823	1.0071	.01154
Check ?	Chk Pass	Chk Pass	Chk Pass	Chk Pass	Chk Pass	Chk Pass	Chk Pass	Chk Pass	Chk Pass
High Limit									
Low Limit									

Elem	Co2286	Cr2055	Cu3247	Fe2599	K_7664	Li6707	Mg2790	Mn2576	Mo2020
Line	228.616 {447}	205.560 {464}	324.754 {104}	259.940 {130}	766.490 { 44}	670.784 { 50}	279.079 {121}2	257.610 {131}	202.030 {467}
Units	ppm	ppm	ppm	ppm	ppm	ppm	ppm	ppm	ppm
Avg	**.00354**	**.04719**	**.83090**	**22.957**	**.62662**	**.02763**	**1.2497**	**.14942**	**.00731**
Stddev	.00028	.00200	.00083	.018	.10977	.00056	.0160	.00011	.00033
%RSD	7.7914	4.2336	.10033	.08008	17.518	2.0275	1.2809	.07564	4.5191
#1	.00334	.04860	.83031	22.944	.70424	.02724	1.2610	.14950	.00707
#2	.00373	.04578	.83149	22.970	.54900	.02803	1.2384	.14934	.00754
Check ?	Chk Pass	Chk Pass	Chk Pass	Chk Pass	Chk Pass	Chk Pass	Chk Pass	Chk Pass	Chk Pass
High Limit									
Low Limit									

Elem	Na5895	Ni2316	P_1782	Pb2203	S_1820	Sb2068	Se1960	Si2881	SiO2
Line	589.592 { 57}	231.604 {446}	178.284 {489}	220.353 {453}	182.034 {485}	206.833 {463}	196.090 {472}	288.158 {117}	288.158 {117}2
Units	ppm	ppm	ppm	ppm	ppm	ppm	ppm	ppm	ppm
Avg	**.38628**	**.26846**	**.47669**	**1.0380**	**.59987**	**.00945**	**.01020**	**1.4286**	**3.0571**
Stddev	.01521	.00691	.01104	.0231	.01120	.00173	.00131	.0248	.0530
%RSD	3.9365	2.5741	2.3156	2.2288	1.8663	18.329	12.847	1.7324	1.7324
#1	.37552	.27334	.48450	1.0544	.60779	.00822	.01112	1.4461	3.0946
#2	.39703	.26357	.46889	1.0216	.59196	.01067	.00927	1.4111	3.0197
Check ?	Chk Pass	Chk Pass	Chk Pass	Chk Pass	Chk Pass	Chk Pass	Chk Pass	Chk Pass	Chk Pass
High Limit									
Low Limit									

Elem	Sn1899	Sr4077	Th2837	Ti3349	Tl1908	U_3701	V_2924	Zn2062	Zr3391
Line	189.989 {477}	407.771 { 83}	283.730 {119}	334.904 {101}	190.856 {477}	370.152 { 91}	292.402 {115}	206.200 {163}	339.198 { 99}
Units	ppm	ppm	ppm	ppm	ppm	ppm	ppm	ppm	ppm
Avg	**.02003**	**.02707**	**.01233**	**.24016**	**.00512**	**-.00737**	**.04910**	**.93594**	**.40587**
Stddev	.00011	.00000	.00052	.00101	.00230	.05321	.00048	.00903	.00181
%RSD	.55316	.00652	4.1903	.41926	44.813	721.51	.98225	.96531	.44556
#1	.01995	.02707	.01270	.24087	.00675	.03025	.04945	.94233	.40459
#2	.02010	.02707	.01197	.23945	.00350	-.04500	.04876	.92956	.40715
Check ?	Chk Pass	Chk Pass	Chk Pass	Chk Pass	Chk Pass	Chk Pass	Chk Pass	Chk Pass	Chk Pass
High Limit									
Low Limit									

Int. Std.	Y_2243	Y_3600	Y_3774
Line	224.306 {450}	360.073 { 94}	377.433 { 89}
Units	Cts/S	Cts/S	Cts/S
Avg	**2743.1**	**42179.**	**2296.1**
Stddev	69.9	223.	7.8
%RSD	2.5495	.52841	.34044
#1	2693.7	42022.	2290.6
#2	2792.6	42337.	2301.6

Sample Name: CCVH-3894253 Acquired: 5/19/2016 4:29:20 Type: QC
Method: 6500_025(v6) Mode: CONC Corr. Factor: 1.000000
User: CRHOADES Prep Date: Custom ID2: Custom ID3:
Comment:

Elem	Ag3280	Al3092	As1890	B_2089	Ba4554	Be3130	Bi2230	Ca3179	Cd2288	Co2286	Cr2055
Units	ppm	ppm	ppm	ppm	ppm	ppm	ppm	ppm	ppm	ppm	ppm
Avg	**-.00021**	**52.872**	**-.00559**	**.00282**	**-.00076**	**.00012**	W **1.0961**	**-.01460**	**-.00058**	**-.00087**	**.00031**
Stddev	.00039	.644	.00167	.00083	.00060	.00057	.0269	.00221	.00029	.00060	.00013
%RSD	185.55	1.2188	29.841	29.509	79.627	480.36	2.4509	15.106	49.888	68.683	42.178
#1	.00007	53.327	-.00676	.00223	-.00119	.00052	1.1151	-.01616	-.00079	-.00130	.00040
#2	-.00049	52.416	-.00441	.00341	-.00033	-.00028	1.0771	-.01304	-.00038	-.00045	.00022
Check ?	None	Chk Pass	None	None	None	None	Chk Warn	None	None	None	None
Value							1.0000				
Range							5.0000%				

Elem	Cu3247	Fe2714	K_7664	Li6707	Mg2790	Mn2576	Mo2020	Na8183	Ni2316	P_1782	Pb2203
Units	ppm	ppm	ppm	ppm	ppm	ppm	ppm	ppm	ppm	ppm	ppm
Avg	**.00002**	**49.298**	**.10049**	**-.00047**	**.01851**	**-.00020**	**-.00127**	**257.46**	**.00106**	**.00457**	**-.00218**
Stddev	.00064	.082	.02607	.00198	.00328	.00003	.00028	2.42	.00011	.00080	.00322
%RSD	3369.8	.16725	25.944	426.00	17.747	16.194	22.020	.93946	10.449	17.584	147.83
#1	.00047	49.240	.11892	.00094	.02083	-.00018	-.00147	259.17	.00098	.00401	-.00445
#2	-.00043	49.357	.08205	-.00187	.01619	-.00023	-.00107	255.75	.00114	.00514	.00010
Check ?	None	Chk Pass	None	None	None	None	None	Chk Pass	None	None	None
Value											
Range											

Elem	S_1820	Sb2068	Se1960	Si2881	SiO2	Sn1899	Sr4077	Th2837	Ti3349	Tl1908	U_3701
Units	ppm	ppm	ppm	ppm	ppm	ppm	ppm	ppm	ppm	ppm	ppm
Avg	W **5.2729**	**-.01360**	**.00194**	**.01527**	**.03268**	**.00067**	**.00062**	W **4.6813**	**.00603**	**-.00279**	W **10.647**
Stddev	.1352	.00043	.00801	.00226	.00484	.00185	.00016	.0159	.00037	.00218	.179
%RSD	2.5637	3.1522	411.82	14.808	14.808	277.58	26.229	.34078	6.1834	77.963	1.6793
#1	5.3685	-.01330	.00761	.01687	.03610	-.00064	.00073	4.6925	.00577	-.00433	10.774
#2	5.1773	-.01391	-.00372	.01367	.02926	.00197	.00050	4.6700	.00629	-.00125	10.521
Check ?	Chk Warn	None	None	None	None	None	None	Chk Warn	None	None	Chk Warn
Value	5.0000							5.0000			10.000
Range	5.0000%							-5.0000%			5.0000%

Elem	V_2924	Zn2062	Zr3391
Units	ppm	ppm	ppm
Avg	**.00818**	**-.00073**	**.05525**
Stddev	.00025	.00034	.00654
%RSD	3.0881	45.991	11.829
#1	.00800	-.00049	.05988
#2	.00836	-.00097	.05063
Check ?	None	None	None
Value			
Range			

Int. Std.	Y_2243	Y_3600	Y_3774
Units	Cts/S	Cts/S	Cts/S
Avg	**2649.9**	**40801.**	**2140.8**
Stddev	68.2	40.	31.0
%RSD	2.5736	.09815	1.4477
#1	2601.6	40773.	2118.9
#2	2698.1	40830.	2162.7

Sample Name: CCV-3894251 Acquired: 5/19/2016 4:31:58 Type: QC
Method: 6500_025(v6) Mode: CONC Corr. Factor: 1.000000
User: CRHOADES Prep Date: Custom ID2: Custom ID3:
Comment:

Elem	Ag3280	Al1670	As1890	B_2089	Ba4554	Be3130	Bi2230	Ca3179	Cd2288	Co2286	Cr2055	Cu3247
Units	ppm	ppm	ppm	ppm	ppm	ppm	ppm	ppm	ppm	ppm	ppm	ppm
Avg	**.49546**	F **.55674**	**1.0615**	**.50248**	**.49834**	**.46181**	**-.00013**	**4.8614**	**.49951**	**.50100**	**.50582**	**.52027**
Stddev	.00093	.01232	.0176	.00797	.00077	.00007	.00249	.0090	.00123	.00911	.00820	.00034
%RSD	.18845	2.2120	1.6626	1.5858	.15490	.01477	1872.5	.18443	.24681	1.8185	1.6220	.06492
#1	.49612	.56545	1.0739	.50811	.49779	.46186	-.00189	4.8678	.49864	.50745	.51162	.52003
#2	.49480	.54803	1.0490	.49685	.49888	.46176	.00163	4.8551	.50038	.49456	.50002	.52051
Check ?	Chk Pass	Chk Fail	Chk Pass	Chk Pass	Chk Pass	Chk Pass	None	Chk Pass	Chk Pass	Chk Pass	Chk Pass	Chk Pass
Value		.50000										
Range		10.490%										

Elem	Fe2599	K_7664	Li6707	Mg2790	Mn2576	Mo2020	Na5895	Ni2316	P_1782	Pb2203	S_1820	Sb2068
Units	ppm	ppm	ppm	ppm	ppm	ppm	ppm	ppm	ppm	ppm	ppm	ppm
Avg	**2.3449**	**47.640**	**.97339**	**19.125**	**.46885**	**.51126**	**5.0708**	**.49437**	**.99227**	**1.0195**	**.03004**	**1.0176**
Stddev	.0023	.030	.00558	.011	.00019	.01042	.0458	.00781	.02011	.0161	.00602	.0145
%RSD	.09876	.06314	.57364	.05700	.04060	2.0381	.90372	1.5804	2.0270	1.5803	20.042	1.4283
#1	2.3433	47.619	.96944	19.132	.46898	.51863	5.0384	.49990	1.0065	1.0309	.02578	1.0279
#2	2.3466	47.662	.97734	19.117	.46871	.50389	5.1032	.48885	.97805	1.0081	.03430	1.0074
Check ?	Chk Pass	Chk Pass	Chk Pass	Chk Pass	Chk Pass	Chk Pass	Chk Pass	Chk Pass	Chk Pass	Chk Pass	None	Chk Pass
Value												
Range												

Elem	Se1960	Si2881	SiO2	Sn1899	Sr4077	Th2837	Ti3349	Tl1908	U_3701	V_2924	Zn2062	Zr3391
Units	ppm	ppm	ppm	ppm	ppm	ppm	ppm	ppm	ppm	ppm	ppm	ppm
Avg	**1.0750**	**4.7726**	**10.213**	**1.0230**	**.46609**	**-.00034**	**.46621**	**1.0673**	**-.00494**	**.48563**	**.46179**	**.50591**
Stddev	.0233	.0255	.054	.0164	.00023	.00032	.00241	.0256	.01119	.00095	.00322	.00678
%RSD	2.1716	.53322	.53322	1.6012	.04853	93.258	.51767	2.3959	226.32	.19481	.69732	1.3410
#1	1.0915	4.7906	10.252	1.0346	.46593	-.00056	.46792	1.0854	-.01285	.48496	.45952	.50111
#2	1.0585	4.7546	10.175	1.0114	.46625	-.00012	.46451	1.0493	.00297	.48629	.46407	.51071
Check ?	Chk Pass	Chk Pass	Chk Pass	Chk Pass	Chk Pass	None	Chk Pass	Chk Pass	None	Chk Pass	Chk Pass	Chk Pass
Value												
Range												

Int. Std.	Y_2243	Y_3600	Y_3774
Units	Cts/S	Cts/S	Cts/S
Avg	**2660.2**	**41545.**	**2252.5**
Stddev	7.8	60.	33.2
%RSD	.29349	.14523	1.4751
#1	2654.7	41502.	2276.0
#2	2665.8	41588.	2229.0

Sample Name: CCB Acquired: 5/19/2016 4:34:29 Type: QC
Method: 6500_025(v6) Mode: CONC Corr. Factor: 1.000000
User: CRHOADES Prep Date: Custom ID2: Custom ID3:
Comment:

Elem	Ag3280	Al1670	As1890	B_2089	Ba4554	Be3130	Bi2230	Ca3179	Cd2288	Co2286	Cr2055
Units	ppm	ppm	ppm	ppm	ppm	ppm	ppm	ppm	ppm	ppm	ppm
Avg	**-.00031**	**.00139**	**.00124**	**.00221**	**-.00067**	**.00010**	**.00045**	**-.01444**	**-.00017**	**-.00035**	**.00005**
Stddev	.00014	.00004	.00296	.00022	.00009	.00011	.00310	.00078	.00012	.00014	.00006
%RSD	45.033	2.5746	238.10	9.8652	13.266	107.55	688.53	5.4256	68.671	41.724	116.06
#1	-.00021	.00142	.00333	.00206	-.00073	.00018	-.00174	-.01388	-.00025	-.00024	.00009
#2	-.00041	.00137	-.00085	.00237	-.00061	.00002	.00264	-.01499	-.00009	-.00045	.00001
Check ?	Chk Pass	Chk Pass	Chk Pass	Chk Pass	Chk Pass	Chk Pass	Chk Pass	Chk Pass	Chk Pass	Chk Pass	Chk Pass
High Limit											
Low Limit											

Elem	Cu3247	Fe2599	K_7664	Li6707	Mg2790	Mn2576	Mo2020	Na5895	Ni2316	P_1782	Pb2203
Units	ppm	ppm	ppm	ppm	ppm	ppm	ppm	ppm	ppm	ppm	ppm
Avg	**-.00002**	**.03506**	**.12716**	**-.00067**	**.00072**	**.00020**	**.00147**	**.16123**	**-.00030**	**.00065**	**-.00168**
Stddev	.00027	.00036	.00526	.00175	.00065	.00010	.00010	.01067	.00052	.00028	.00029
%RSD	1236.1	1.0129	4.1385	260.89	90.311	48.825	6.8091	6.6180	170.30	42.615	17.181
#1	.00017	.03481	.13088	.00057	.00117	.00013	.00154	.16877	.00006	.00045	-.00188
#2	-.00021	.03531	.12343	-.00191	.00026	.00027	.00140	.15368	-.00067	.00084	-.00147
Check ?	Chk Pass	Chk Pass	Chk Pass	Chk Pass	Chk Pass	Chk Pass	Chk Pass	Chk Pass	Chk Pass	Chk Pass	Chk Pass
High Limit											
Low Limit											

Elem	S_1820	Sb2068	Se1960	Si2881	SiO2	Sn1899	Sr4077	Th2837	Ti3349	Tl1908	U_3701
Units	ppm	ppm	ppm	ppm	ppm	ppm	ppm	ppm	ppm	ppm	ppm
Avg	**.03790**	W **.00754**	W **.00832**	**.02933**	**.06276**	**.00037**	**.00017**	**-.00016**	**.00016**	**.00107**	**.01446**
Stddev	.00485	.00058	.00549	.00425	.00909	.00022	.00019	.00149	.00008	.00608	.05172
%RSD	12.803	7.7270	65.956	14.484	14.484	57.932	116.51	906.88	53.561	567.94	357.67
#1	.03447	.00713	.01220	.03233	.06919	.00022	.00003	-.00122	.00022	-.00323	.05103
#2	.04134	.00796	.00444	.02633	.05634	.00053	.00030	.00089	.00010	.00537	-.02211
Check ?	Chk Pass	Chk Warn	Chk Warn	Chk Pass	Chk Pass	Chk Pass	Chk Pass	Chk Pass	Chk Pass	Chk Pass	Chk Pass
High Limit		.00100	.00750								
Low Limit		-.00100	-.01500								

Elem	V_2924	Zn2062	Zr3391
Units	ppm	ppm	ppm
Avg	**.00119**	**-.00045**	**-.00032**
Stddev	.00018	.00002	.00468
%RSD	15.213	4.7959	1469.8
#1	.00106	-.00044	-.00363
#2	.00132	-.00047	.00299
Check ?	Chk Pass	Chk Pass	Chk Pass
High Limit			
Low Limit			

Int. Std.	Y_2243	Y_3600	Y_3774
Units	Cts/S	Cts/S	Cts/S
Avg	**2720.2**	**42574.**	**2201.0**
Stddev	42.9	392.	14.7
%RSD	1.5756	.92061	.66614
#1	2750.5	42297.	2190.6
#2	2689.8	42851.	2211.4

Sample Name: CCVL-3897520 Acquired: 5/19/2016 4:36:52 Type: QC
Method: 6500_025(v6) Mode: CONC Corr. Factor: 1.000000
User: CRHOADES Prep Date: Custom ID2: Custom ID3:
Comment:

Elem	Ag3280	Al1670	As1890	B_2089	Ba4554	Be3130	Bi2230	Ca3179	Cd2288	Co2286	Cr2055	Cu3247
Units	ppm	ppm	ppm	ppm	ppm	ppm	ppm	ppm	ppm	ppm	ppm	ppm
Avg	**.01000**	**.11214**	F **.01031**	**.10046**	**.00944**	**.00075**	**.11133**	**.19602**	**.00532**	**.01002**	**.01047**	**.01498**
Stddev	.00013	.00003	.00875	.00128	.00018	.00007	.00199	.01499	.00002	.00016	.00016	.00047
%RSD	1.2902	.02584	84.922	1.2735	1.8842	9.7395	1.7889	7.6467	.37081	1.5629	1.5700	3.1647
#1	.01010	.11212	.00412	.09956	.00931	.00080	.10993	.20662	.00531	.01013	.01035	.01531
#2	.00991	.11216	.01650	.10136	.00956	.00070	.11274	.18543	.00533	.00991	.01058	.01464
Check ?	Chk Pass	Chk Pass	Chk Fail	Chk Pass	Chk Pass	Chk Pass	Chk Pass	Chk Pass	Chk Pass	Chk Pass	Chk Pass	Chk Pass
Value			.01500									
Range			-30.000%									

Elem	Fe2599	K_7664	Li6707	Mg2790	Mn2576	Mo2020	Na5895	Ni2316	P_1782	Pb2203	S_1820	Sb2068
Units	ppm	ppm	ppm	ppm	ppm	ppm	ppm	ppm	ppm	ppm	ppm	ppm
Avg	**.10212**	**2.9480**	**.01288**	**.19179**	**.00959**	**.02038**	**1.1361**	**.03955**	**2.9181**	**.00925**	**.03086**	**.02451**
Stddev	.00484	.0114	.00273	.00023	.00019	.00040	.0044	.00095	.0515	.00100	.00589	.00461
%RSD	4.7418	.38758	21.171	.12215	1.9363	1.9744	.38673	2.4067	1.7648	10.811	19.073	18.794
#1	.09869	2.9561	.01481	.19163	.00972	.02010	1.1330	.03888	2.8817	.00996	.02669	.02777
#2	.10554	2.9399	.01095	.19196	.00946	.02067	1.1392	.04022	2.9545	.00854	.03502	.02126
Check ?	Chk Pass	Chk Pass	Chk Pass	Chk Pass	Chk Pass	Chk Pass	Chk Pass	Chk Pass	Chk Pass	Chk Pass	None	Chk Pass
Value												
Range												

Elem	Se1960	Si2881	SiO2	Sn1899	Sr4077	Th2837	Ti3349	Tl1908	U_3701	V_2924	Zn2062	Zr3391
Units	ppm	ppm	ppm	ppm	ppm	ppm	ppm	ppm	ppm	ppm	ppm	ppm
Avg	**.01901**	**.50029**	**1.0706**	**.10392**	**.00979**	**.01578**	**.00912**	**.01178**	**.04339**	**.00968**	**.01857**	**.01729**
Stddev	.00184	.04194	.0897	.00228	.00018	.00174	.00050	.00336	.01161	.00026	.00070	.00225
%RSD	9.6643	8.3826	8.3826	2.1932	1.7883	11.020	5.4498	28.482	26.749	2.6995	3.7549	13.008
#1	.01771	.52994	1.1341	.10231	.00967	.01701	.00947	.00941	.03518	.00987	.01906	.01570
#2	.02031	.47063	1.0072	.10553	.00992	.01455	.00877	.01416	.05160	.00950	.01807	.01888
Check ?	Chk Pass	Chk Pass	Chk Pass	Chk Pass	Chk Pass	Chk Pass	Chk Pass	Chk Pass	Chk Pass	Chk Pass	Chk Pass	Chk Pass
Value												
Range												

Int. Std.	Y_2243	Y_3600	Y_3774
Units	Cts/S	Cts/S	Cts/S
Avg	**2716.7**	**42953.**	**2264.5**
Stddev	1.9	80.	36.0
%RSD	.06922	.18553	1.5896
#1	2718.0	42897.	2239.1
#2	2715.3	43009.	2290.0

Sample Name: 280-82931-A-1-C Acquired: 5/19/2016 4:39:33 Type: Unk
Method: 6500_025(v6) Mode: CONC Corr. Factor: 1.000000
User: CRHOADES Prep Date: Custom ID2: Custom ID3:
Comment: 325512 6010C soil Q4

Elem	Ag3280	Al3092	As1890	B_2089	Ba4554	Be3130	Bi2230	Ca3179	Cd2288
Line	328.068 {103}	309.271 {109}	189.042 {478}	208.959 {461}	455.403 { 74}	313.042 {108}	223.061 {451}	317.933 {106}	228.802 {447}
Units	ppm	ppm	ppm	ppm	ppm	ppm	ppm	ppm	ppm
Avg	**-.00006**	**51.777**	**.00653**	**.00859**	**.13337**	**.00073**	**.00247**	**1.0118**	**.01087**
Stddev	.00096	.783	.00072	.00059	.00169	.00009	.00308	.0229	.00042
%RSD	1568.0	1.5130	11.016	6.8511	1.2683	12.835	124.45	2.2652	3.8881
#1	-.00074	51.223	.00603	.00900	.13217	.00079	.00465	.99561	.01057
#2	.00062	52.331	.00704	.00817	.13456	.00066	.00030	1.0280	.01117
Check ?	Chk Pass	Chk Pass	Chk Pass	Chk Pass	Chk Pass	Chk Pass	Chk Pass	Chk Pass	Chk Pass
High Limit									
Low Limit									

Elem	Co2286	Cr2055	Cu3247	Fe2599	K_7664	Li6707	Mg2790	Mn2576	Mo2020
Line	228.616 {447}	205.560 {464}	324.754 {104}	259.940 {130}	766.490 { 44}	670.784 { 50}	279.079 {121}2	257.610 {131}	202.030 {467}
Units	ppm	ppm	ppm	ppm	ppm	ppm	ppm	ppm	ppm
Avg	**.00205**	**.04574**	**.81179**	**18.926**	**.47208**	**.02256**	**1.1070**	**.09331**	**.00399**
Stddev	.00021	.00030	.00432	.018	.11676	.00108	.0121	.00079	.00041
%RSD	10.285	.65273	.53269	.09317	24.733	4.7858	1.0978	.84368	10.321
#1	.00190	.04553	.81485	18.914	.55465	.02180	1.1156	.09386	.00370
#2	.00219	.04596	.80873	18.938	.38952	.02333	1.0985	.09275	.00428
Check ?	Chk Pass	Chk Pass	Chk Pass	Chk Pass	Chk Pass	Chk Pass	Chk Pass	Chk Pass	Chk Pass
High Limit									
Low Limit									

Elem	Na5895	Ni2316	P_1782	Pb2203	S_1820	Sb2068	Se1960	Si2881	SiO2
Line	589.592 { 57}	231.604 {446}	178.284 {489}	220.353 {453}	182.034 {485}	206.833 {463}	196.090 {472}	288.158 {117}	288.158 {117}2
Units	ppm	ppm	ppm	ppm	ppm	ppm	ppm	ppm	ppm
Avg	**.31663**	**.06304**	**.57187**	**.83393**	**1.1997**	**.00800**	**.00926**	**1.8755**	**4.0136**
Stddev	.01648	.00037	.00605	.00484	.0075	.00039	.00196	.0368	.0788
%RSD	5.2044	.58814	1.0580	.58019	.62194	4.9276	21.196	1.9630	1.9630
#1	.30498	.06278	.56759	.83051	1.1944	.00772	.01065	1.8495	3.9579
#2	.32828	.06330	.57615	.83735	1.2050	.00828	.00788	1.9016	4.0693
Check ?	Chk Pass	Chk Pass	Chk Pass	Chk Pass	Chk Pass	Chk Pass	Chk Pass	Chk Pass	Chk Pass
High Limit									
Low Limit									

Elem	Sn1899	Sr4077	Th2837	Ti3349	Tl1908	U_3701	V_2924	Zn2062	Zr3391
Line	189.989 {477}	407.771 { 83}	283.730 {119}	334.904 {101}	190.856 {477}	370.152 { 91}	292.402 {115}	206.200 {163}	339.198 { 99}
Units	ppm	ppm	ppm	ppm	ppm	ppm	ppm	ppm	ppm
Avg	**.01142**	**.01163**	**.00835**	**.21272**	**-.00116**	**-.03948**	**.04938**	**.79762**	**.01205**
Stddev	.00017	.00060	.00314	.00746	.00344	.05593	.00144	.00613	.00649
%RSD	1.5073	5.1640	37.654	3.5072	296.03	141.67	2.9216	.76849	53.841
#1	.01130	.01121	.01057	.20744	.00127	.00007	.05040	.80195	.00746
#2	.01155	.01205	.00612	.21799	-.00359	-.07903	.04836	.79328	.01663
Check ?	Chk Pass	Chk Pass	Chk Pass	Chk Pass	Chk Pass	Chk Pass	Chk Pass	Chk Pass	Chk Pass
High Limit									
Low Limit									

Int. Std.	Y_2243	Y_3600	Y_3774
Line	224.306 {450}	360.073 { 94}	377.433 { 89}
Units	Cts/S	Cts/S	Cts/S
Avg	**2766.1**	**43293.**	**2312.7**
Stddev	8.1	174.	7.0
%RSD	.29254	.40192	.30189
#1	2760.4	43170.	2317.6
#2	2771.8	43416.	2307.7

Sample Name: 280-82931-A-2-C Acquired: 5/19/2016 4:42:09 Type: Unk
Method: 6500_025(v6) Mode: CONC Corr. Factor: 1.000000
User: CRHOADES Prep Date: Custom ID2: Custom ID3:
Comment: 325512 6010C soil Q4

Elem	Ag3280	Al3092	As1890	B_2089	Ba4554	Be3130	Bi2230	Ca3179	Cd2288
Line	328.068 {103}	309.271 {109}	189.042 {478}	208.959 {461}	455.403 { 74}	313.042 {108}	223.061 {451}	317.933 {106}	228.802 {447}
Units	ppm	ppm	ppm	ppm	ppm	ppm	ppm	ppm	ppm
Avg	**.00017**	**48.255**	**.00379**	**.00469**	**.12244**	**.00068**	**.00002**	**.85839**	**.00603**
Stddev	.00013	.594	.01143	.00105	.00183	.00014	.00082	.00330	.00011
%RSD	77.433	1.2306	301.22	22.294	1.4938	19.941	5187.1	.38402	1.9022
#1	.00008	47.835	.01187	.00543	.12115	.00058	-.00056	.86072	.00612
#2	.00026	48.675	-.00429	.00395	.12373	.00077	.00060	.85606	.00595
Check ?	Chk Pass	Chk Pass	Chk Pass	Chk Pass	Chk Pass	Chk Pass	Chk Pass	Chk Pass	Chk Pass
High Limit									
Low Limit									

Elem	Co2286	Cr2055	Cu3247	Fe2599	K_7664	Li6707	Mg2790	Mn2576	Mo2020
Line	228.616 {447}	205.560 {464}	324.754 {104}	259.940 {130}	766.490 { 44}	670.784 { 50}	279.079 {121}2	257.610 {131}	202.030 {467}
Units	ppm	ppm	ppm	ppm	ppm	ppm	ppm	ppm	ppm
Avg	**.00146**	**.05492**	**.94678**	**17.646**	**.37420**	**.02033**	**.99841**	**.08707**	**.00255**
Stddev	.00017	.00082	.00271	.093	.01433	.00230	.00207	.00024	.00040
%RSD	11.463	1.4992	.28592	.52455	3.8299	11.288	.20774	.27075	15.769
#1	.00157	.05550	.94487	17.711	.38434	.01871	.99694	.08691	.00226
#2	.00134	.05434	.94869	17.580	.36407	.02195	.99987	.08724	.00283
Check ?	Chk Pass	Chk Pass	Chk Pass	Chk Pass	Chk Pass	Chk Pass	Chk Pass	Chk Pass	Chk Pass
High Limit									
Low Limit									

Elem	Na5895	Ni2316	P_1782	Pb2203	S_1820	Sb2068	Se1960	Si2881	SiO2
Line	589.592 { 57}	231.604 {446}	178.284 {489}	220.353 {453}	182.034 {485}	206.833 {463}	196.090 {472}	288.158 {117}	288.158 {117}2
Units	ppm	ppm	ppm	ppm	ppm	ppm	ppm	ppm	ppm
Avg	**.27032**	**.05776**	**.53101**	**.70478**	**1.0490**	**.00434**	**.00369**	**1.6229**	**3.4731**
Stddev	.00151	.00165	.01149	.01302	.0281	.00150	.00544	.0332	.0710
%RSD	.55853	2.8586	2.1635	1.8472	2.6800	34.546	147.15	2.0434	2.0434
#1	.27139	.05893	.53914	.71399	1.0689	.00328	.00754	1.6464	3.5232
#2	.26925	.05659	.52289	.69558	1.0292	.00540	-.00015	1.5995	3.4229
Check ?	Chk Pass	Chk Pass	Chk Pass	Chk Pass	Chk Pass	Chk Pass	Chk Pass	Chk Pass	Chk Pass
High Limit									
Low Limit									

Elem	Sn1899	Sr4077	Th2837	Ti3349	Tl1908	U_3701	V_2924	Zn2062	Zr3391
Line	189.989 {477}	407.771 { 83}	283.730 {119}	334.904 {101}	190.856 {477}	370.152 { 91}	292.402 {115}	206.200 {163}	339.198 { 99}
Units	ppm	ppm	ppm	ppm	ppm	ppm	ppm	ppm	ppm
Avg	**.01337**	**.00998**	**.00673**	**.18315**	**-.00397**	**.00339**	**.04362**	**.72951**	**.01083**
Stddev	.00006	.00006	.00166	.00714	.00009	.00471	.00064	.00514	.00285
%RSD	.46841	.58946	24.629	3.8975	2.1677	139.10	1.4691	.70476	26.349
#1	.01332	.01002	.00791	.18819	-.00391	.00006	.04316	.72587	.00882
#2	.01341	.00994	.00556	.17810	-.00403	.00672	.04407	.73314	.01285
Check ?	Chk Pass	Chk Pass	Chk Pass	Chk Pass	Chk Pass	Chk Pass	Chk Pass	Chk Pass	Chk Pass
High Limit									
Low Limit									

Int. Std.	Y_2243	Y_3600	Y_3774
Line	224.306 {450}	360.073 { 94}	377.433 { 89}
Units	Cts/S	Cts/S	Cts/S
Avg	**2743.1**	**43116.**	**2347.9**
Stddev	14.0	41.	29.3
%RSD	.51026	.09577	1.2491
#1	2753.0	43145.	2368.6
#2	2733.2	43086.	2327.1

Sample Name: 280-82931-A-3-C Acquired: 5/19/2016 4:44:46 Type: Unk
Method: 6500_025(v6) Mode: CONC Corr. Factor: 1.000000
User: CRHOADES Prep Date: Custom ID2: Custom ID3:
Comment: 325512 6010C soil Q4

Elem	Ag3280	Al3092	As1890	B_2089	Ba4554	Be3130	Bi2230	Ca3179	Cd2288
Line	328.068 {103}	309.271 {109}	189.042 {478}	208.959 {461}	455.403 { 74}	313.042 {108}	223.061 {451}	317.933 {106}	228.802 {447}
Units	ppm	ppm	ppm	ppm	ppm	ppm	ppm	ppm	ppm
Avg	**-.00074**	**44.387**	**.00652**	**.00727**	**.12653**	**.00029**	**.00017**	**.85994**	**.00631**
Stddev	.00026	.611	.00908	.00002	.00232	.00000	.00117	.02088	.00006
%RSD	35.072	1.3773	139.31	.25529	1.8363	1.5053	677.59	2.4284	1.0042
#1	-.00056	44.819	.01294	.00728	.12817	.00029	.00100	.87471	.00635
#2	-.00093	43.955	.00010	.00726	.12489	.00029	-.00066	.84517	.00626
Check ?	Chk Pass	Chk Pass	Chk Pass	Chk Pass	Chk Pass	Chk Pass	Chk Pass	Chk Pass	Chk Pass
High Limit									
Low Limit									

Elem	Co2286	Cr2055	Cu3247	Fe2599	K_7664	Li6707	Mg2790	Mn2576	Mo2020
Line	228.616 {447}	205.560 {464}	324.754 {104}	259.940 {130}	766.490 { 44}	670.784 { 50}	279.079 {121}2	257.610 {131}	202.030 {467}
Units	ppm	ppm	ppm	ppm	ppm	ppm	ppm	ppm	ppm
Avg	**.00163**	**.04274**	**.74274**	**17.896**	**.50133**	**.02212**	**1.0480**	**.08785**	**.00252**
Stddev	.00008	.00141	.00502	.311	.01141	.00000	.0021	.00012	.00068
%RSD	4.7503	3.2927	.67565	1.7395	2.2763	.00349	.20442	.13927	26.870
#1	.00158	.04175	.74629	18.116	.50940	.02212	1.0495	.08776	.00204
#2	.00169	.04374	.73919	17.675	.49326	.02212	1.0465	.08794	.00300
Check ?	Chk Pass	Chk Pass	Chk Pass	Chk Pass	Chk Pass	Chk Pass	Chk Pass	Chk Pass	Chk Pass
High Limit									
Low Limit									

Elem	Na5895	Ni2316	P_1782	Pb2203	S_1820	Sb2068	Se1960	Si2881	SiO2
Line	589.592 { 57}	231.604 {446}	178.284 {489}	220.353 {453}	182.034 {485}	206.833 {463}	196.090 {472}	288.158 {117}	288.158 {117}2
Units	ppm	ppm	ppm	ppm	ppm	ppm	ppm	ppm	ppm
Avg	**.33494**	**.06119**	**.52565**	**.78614**	**1.0364**	**.00421**	**.01104**	**2.6432**	**5.6564**
Stddev	.00544	.00152	.01517	.02147	.0459	.00114	.00045	.0550	.1178
%RSD	1.6252	2.4768	2.8868	2.7304	4.4274	27.172	4.0870	2.0822	2.0822
#1	.33109	.06011	.51492	.77096	1.0040	.00340	.01072	2.6821	5.7397
#2	.33879	.06226	.53638	.80132	1.0689	.00502	.01135	2.6043	5.5731
Check ?	Chk Pass	Chk Pass	Chk Pass	Chk Pass	Chk Pass	Chk Pass	Chk Pass	Chk Pass	Chk Pass
High Limit									
Low Limit									

Elem	Sn1899	Sr4077	Th2837	Ti3349	Tl1908	U_3701	V_2924	Zn2062	Zr3391
Line	189.989 {477}	407.771 { 83}	283.730 {119}	334.904 {101}	190.856 {477}	370.152 { 91}	292.402 {115}	206.200 {163}	339.198 { 99}
Units	ppm	ppm	ppm	ppm	ppm	ppm	ppm	ppm	ppm
Avg	**.01076**	**.01069**	**.00637**	**.25549**	**-.00451**	**.02181**	**.04718**	**.83895**	**.01297**
Stddev	.00026	.00020	.00183	.00633	.00038	.04871	.00081	.00206	.00108
%RSD	2.3829	1.8846	28.768	2.4792	8.4007	223.30	1.7157	.24511	8.3113
#1	.01094	.01083	.00766	.25997	-.00477	-.01263	.04661	.84041	.01221
#2	.01058	.01055	.00507	.25102	-.00424	.05626	.04775	.83750	.01373
Check ?	Chk Pass	Chk Pass	Chk Pass	Chk Pass	Chk Pass	Chk Pass	Chk Pass	Chk Pass	Chk Pass
High Limit									
Low Limit									

Int. Std.	Y_2243	Y_3600	Y_3774
Line	224.306 {450}	360.073 { 94}	377.433 { 89}
Units	Cts/S	Cts/S	Cts/S
Avg	**2761.3**	**41526.**	**2266.1**
Stddev	.9	290.	35.7
%RSD	.03134	.69859	1.5740
#1	2760.7	41732.	2240.9
#2	2761.9	41321.	2291.3

Sample Name: 280-82931-A-5-C Acquired: 5/19/2016 4:47:22 Type: Unk
Method: 6500_025(v6) Mode: CONC Corr. Factor: 1.000000
User: CRHOADES Prep Date: Custom ID2: Custom ID3:
Comment: 325512 6010C soil Q4

Elem	Ag3280	Al3092	As1890	B_2089	Ba4554	Be3130	Bi2230	Ca3179	Cd2288
Line	328.068 {103}	309.271 {109}	189.042 {478}	208.959 {461}	455.403 { 74}	313.042 {108}	223.061 {451}	317.933 {106}	228.802 {447}
Units	ppm	ppm	ppm	ppm	ppm	ppm	ppm	ppm	ppm
Avg	**-.00042**	**31.892**	**.00907**	**.00515**	**.09859**	**.00045**	**.00522**	**.91550**	**.00374**
Stddev	.00028	1.015	.00131	.00056	.00357	.00026	.00302	.01550	.00011
%RSD	67.495	3.1831	14.455	10.963	3.6183	57.904	57.785	1.6933	2.8164
#1	-.00022	31.174	.01000	.00555	.09607	.00027	.00309	.90454	.00382
#2	-.00062	32.610	.00814	.00475	.10111	.00063	.00736	.92646	.00367
Check ?	Chk Pass	Chk Pass	Chk Pass	Chk Pass	Chk Pass	Chk Pass	Chk Pass	Chk Pass	Chk Pass
High Limit									
Low Limit									

Elem	Co2286	Cr2055	Cu3247	Fe2599	K_7664	Li6707	Mg2790	Mn2576	Mo2020
Line	228.616 {447}	205.560 {464}	324.754 {104}	259.940 {130}	766.490 { 44}	670.784 { 50}	279.079 {121}2	257.610 {131}	202.030 {467}
Units	ppm	ppm	ppm	ppm	ppm	ppm	ppm	ppm	ppm
Avg	**.00206**	**.02883**	**.24270**	**18.538**	**.47590**	**.01712**	**1.0221**	**.09634**	**.00183**
Stddev	.00037	.00066	.00109	.164	.06882	.00156	.0016	.00047	.00024
%RSD	17.748	2.3041	.44712	.88309	14.460	9.1287	.15453	.48983	13.247
#1	.00181	.02930	.24347	18.422	.52456	.01822	1.0232	.09667	.00201
#2	.00232	.02836	.24194	18.654	.42724	.01601	1.0210	.09601	.00166
Check ?	Chk Pass	Chk Pass	Chk Pass	Chk Pass	Chk Pass	Chk Pass	Chk Pass	Chk Pass	Chk Pass
High Limit									
Low Limit									

Elem	Na5895	Ni2316	P_1782	Pb2203	S_1820	Sb2068	Se1960	Si2881	SiO2
Line	589.592 { 57}	231.604 {446}	178.284 {489}	220.353 {453}	182.034 {485}	206.833 {463}	196.090 {472}	288.158 {117}	288.158 {117}2
Units	ppm	ppm	ppm	ppm	ppm	ppm	ppm	ppm	ppm
Avg	**.28674**	**.09403**	**.33160**	**.28317**	**.37297**	**.00449**	**.00096**	**2.2815**	**4.8824**
Stddev	.01532	.00237	.00689	.00700	.00205	.00187	.00657	.0014	.0030
%RSD	5.3423	2.5177	2.0767	2.4718	.54929	41.699	684.55	.06234	.06234
#1	.27590	.09571	.33647	.28812	.37153	.00581	-.00369	2.2825	4.8846
#2	.29757	.09236	.32673	.27822	.37442	.00316	.00560	2.2805	4.8803
Check ?	Chk Pass	Chk Pass	Chk Pass	Chk Pass	Chk Pass	Chk Pass	Chk Pass	Chk Pass	Chk Pass
High Limit									
Low Limit									

Elem	Sn1899	Sr4077	Th2837	Ti3349	Tl1908	U_3701	V_2924	Zn2062	Zr3391
Line	189.989 {477}	407.771 { 83}	283.730 {119}	334.904 {101}	190.856 {477}	370.152 { 91}	292.402 {115}	206.200 {163}	339.198 { 99}
Units	ppm	ppm	ppm	ppm	ppm	ppm	ppm	ppm	ppm
Avg	**.00731**	**.01823**	**.01011**	**.27745**	**-.00380**	W **-.06337**	**.04072**	**.56462**	**.01358**
Stddev	.00036	.00006	.00296	.00071	.00095	.02978	.00028	.00055	.00055
%RSD	4.9681	.30432	29.224	.25696	24.864	46.998	.69827	.09752	4.0213
#1	.00705	.01819	.00802	.27694	-.00447	-.04231	.04052	.56423	.01397
#2	.00757	.01827	.01220	.27795	-.00314	-.08443	.04092	.56501	.01319
Check ?	Chk Pass	Chk Pass	Chk Pass	Chk Pass	Chk Pass	Chk Warn	Chk Pass	Chk Pass	Chk Pass
High Limit						45.000			
Low Limit						-.05000			

Int. Std.	Y_2243	Y_3600	Y_3774
Line	224.306 {450}	360.073 { 94}	377.433 { 89}
Units	Cts/S	Cts/S	Cts/S
Avg	**2791.3**	**43328.**	**2329.6**
Stddev	53.3	211.	90.2
%RSD	1.9108	.48701	3.8726
#1	2753.6	43179.	2393.4
#2	2829.0	43477.	2265.8

Sample Name: 280-82931-A-6-C Acquired: 5/19/2016 4:50:00 Type: Unk
Method: 6500_025(v6) Mode: CONC Corr. Factor: 1.000000
User: CRHOADES Prep Date: Custom ID2: Custom ID3:
Comment: 325512 6010C soil Q4

Elem	Ag3280	Al3092	As1890	B_2089	Ba4554	Be3130	Bi2230	Ca3179	Cd2288
Line	328.068 {103}	309.271 {109}	189.042 {478}	208.959 {461}	455.403 { 74}	313.042 {108}	223.061 {451}	317.933 {106}	228.802 {447}
Units	ppm	ppm	ppm	ppm	ppm	ppm	ppm	ppm	ppm
Avg	**-.00059**	**39.460**	**.01092**	**.00469**	**.14492**	**.00058**	**.00076**	**.96016**	**.00719**
Stddev	.00028	.473	.00103	.00037	.00169	.00000	.00498	.00951	.00052
%RSD	48.107	1.1978	9.4632	7.8074	1.1646	.32474	655.56	.99042	7.2234
#1	-.00079	39.794	.01019	.00444	.14611	.00058	.00428	.95344	.00682
#2	-.00039	39.126	.01165	.00495	.14373	.00058	-.00276	.96689	.00755
Check ?	Chk Pass	Chk Pass	Chk Pass	Chk Pass	Chk Pass	Chk Pass	Chk Pass	Chk Pass	Chk Pass
High Limit									
Low Limit									

Elem	Co2286	Cr2055	Cu3247	Fe2599	K_7664	Li6707	Mg2790	Mn2576	Mo2020
Line	228.616 {447}	205.560 {464}	324.754 {104}	259.940 {130}	766.490 { 44}	670.784 { 50}	279.079 {121}2	257.610 {131}	202.030 {467}
Units	ppm	ppm	ppm	ppm	ppm	ppm	ppm	ppm	ppm
Avg	**.00243**	**.03876**	**5.0494**	**25.381**	**.56976**	**.01767**	**1.1668**	**.13740**	**.00184**
Stddev	.00003	.00092	.0430	.047	.00548	.00167	.0047	.00016	.00005
%RSD	1.3776	2.3660	.85104	.18485	.96239	9.4752	.40550	.11423	2.8269
#1	.00245	.03811	5.0190	25.414	.56588	.01649	1.1634	.13729	.00180
#2	.00240	.03941	5.0798	25.348	.57363	.01886	1.1701	.13751	.00187
Check ?	Chk Pass	Chk Pass	Chk Pass	Chk Pass	Chk Pass	Chk Pass	Chk Pass	Chk Pass	Chk Pass
High Limit									
Low Limit									

Elem	Na5895	Ni2316	P_1782	Pb2203	S_1820	Sb2068	Se1960	Si2881	SiO2
Line	589.592 { 57}	231.604 {446}	178.284 {489}	220.353 {453}	182.034 {485}	206.833 {463}	196.090 {472}	288.158 {117}	288.158 {117}2
Units	ppm	ppm	ppm	ppm	ppm	ppm	ppm	ppm	ppm
Avg	**.30508**	**.13818**	**.41790**	**.41078**	**.41361**	**.00629**	**.00130**	**1.5437**	**3.3034**
Stddev	.01837	.00357	.01460	.01260	.01905	.00260	.00352	.0897	.1920
%RSD	6.0222	2.5865	3.4942	3.0667	4.6059	41.371	269.79	5.8130	5.8130
#1	.29209	.13565	.40758	.40187	.40014	.00445	-.00118	1.6071	3.4392
#2	.31808	.14070	.42823	.41969	.42708	.00813	.00379	1.4802	3.1677
Check ?	Chk Pass	Chk Pass	Chk Pass	Chk Pass	Chk Pass	Chk Pass	Chk Pass	Chk Pass	Chk Pass
High Limit									
Low Limit									

Elem	Sn1899	Sr4077	Th2837	Ti3349	Tl1908	U_3701	V_2924	Zn2062	Zr3391
Line	189.989 {477}	407.771 { 83}	283.730 {119}	334.904 {101}	190.856 {477}	370.152 { 91}	292.402 {115}	206.200 {163}	339.198 { 99}
Units	ppm	ppm	ppm	ppm	ppm	ppm	ppm	ppm	ppm
Avg	**.01636**	**.01771**	**.01389**	**.24965**	**-.00207**	**.00912**	**.04896**	**.63472**	**.02009**
Stddev	.00074	.00014	.00164	.00062	.00061	.04626	.00003	.00045	.00028
%RSD	4.5039	.81603	11.787	.24650	29.702	507.04	.05560	.07114	1.3971
#1	.01584	.01761	.01505	.25008	-.00250	-.02359	.04894	.63504	.02029
#2	.01688	.01782	.01274	.24921	-.00163	.04184	.04897	.63441	.01990
Check ?	Chk Pass	Chk Pass	Chk Pass	Chk Pass	Chk Pass	Chk Pass	Chk Pass	Chk Pass	Chk Pass
High Limit									
Low Limit									

Int. Std.	Y_2243	Y_3600	Y_3774
Line	224.306 {450}	360.073 { 94}	377.433 { 89}
Units	Cts/S	Cts/S	Cts/S
Avg	**2760.9**	**41347.**	**2151.8**
Stddev	18.1	775.	27.7
%RSD	.65571	1.8748	1.2861
#1	2773.7	40798.	2132.3
#2	2748.1	41895.	2171.4

Sample Name: 280-82931-A-7-C Acquired: 5/19/2016 4:52:36 Type: Unk
Method: 6500_025(v6) Mode: CONC Corr. Factor: 1.000000
User: CRHOADES Prep Date: Custom ID2: Custom ID3:
Comment: 325512 6010C soil Q4

Elem	Ag3280	Al3092	As1890	B_2089	Ba4554	Be3130	Bi2230	Ca3179	Cd2288
Line	328.068 {103}	309.271 {109}	189.042 {478}	208.959 {461}	455.403 { 74}	313.042 {108}	223.061 {451}	317.933 {106}	228.802 {447}
Units	ppm	ppm	ppm	ppm	ppm	ppm	ppm	ppm	ppm
Avg	**-.00054**	**29.370**	**.00800**	**.00253**	**.08744**	**.00059**	**-.00025**	**.86181**	**.00323**
Stddev	.00046	.696	.00025	.00019	.00265	.00003	.00160	.02455	.00003
%RSD	85.019	2.3687	3.1255	7.6476	3.0291	4.7749	642.13	2.8481	1.0405
#1	-.00086	29.862	.00782	.00240	.08931	.00061	-.00138	.87916	.00321
#2	-.00021	28.878	.00818	.00267	.08557	.00057	.00088	.84445	.00325
Check ?	Chk Pass	Chk Pass	Chk Pass	Chk Pass	Chk Pass	Chk Pass	Chk Pass	Chk Pass	Chk Pass
High Limit									
Low Limit									

Elem	Co2286	Cr2055	Cu3247	Fe2599	K_7664	Li6707	Mg2790	Mn2576	Mo2020
Line	228.616 {447}	205.560 {464}	324.754 {104}	259.940 {130}	766.490 { 44}	670.784 { 50}	279.079 {121}2	257.610 {131}	202.030 {467}
Units	ppm	ppm	ppm	ppm	ppm	ppm	ppm	ppm	ppm
Avg	**.00178**	**.02666**	**.22362**	**21.115**	**.43234**	**.01089**	**.91357**	**.11117**	**.00172**
Stddev	.00005	.00055	.00107	.193	.19240	.00010	.00285	.00023	.00009
%RSD	2.7584	2.0449	.47932	.91551	44.502	.96146	.31199	.20667	5.4193
#1	.00181	.02705	.22286	21.252	.56839	.01081	.91558	.11133	.00179
#2	.00174	.02628	.22437	20.978	.29630	.01096	.91155	.11101	.00166
Check ?	Chk Pass	Chk Pass	Chk Pass	Chk Pass	Chk Pass	Chk Pass	Chk Pass	Chk Pass	Chk Pass
High Limit									
Low Limit									

Elem	Na5895	Ni2316	P_1782	Pb2203	S_1820	Sb2068	Se1960	Si2881	SiO2
Line	589.592 { 57}	231.604 {446}	178.284 {489}	220.353 {453}	182.034 {485}	206.833 {463}	196.090 {472}	288.158 {117}	288.158 {117}2
Units	ppm	ppm	ppm	ppm	ppm	ppm	ppm	ppm	ppm
Avg	**.24262**	**.10643**	**.31219**	**.23857**	**.31181**	**.00480**	**.01092**	**1.5698**	**3.3594**
Stddev	.00739	.00035	.00346	.00064	.00592	.00040	.00061	.0611	.1307
%RSD	3.0471	.33225	1.1067	.26670	1.8979	8.3295	5.6136	3.8909	3.8909
#1	.23739	.10668	.31464	.23813	.30763	.00452	.01135	1.5266	3.2669
#2	.24784	.10618	.30975	.23902	.31600	.00508	.01049	1.6130	3.4518
Check ?	Chk Pass	Chk Pass	Chk Pass	Chk Pass	Chk Pass	Chk Pass	Chk Pass	Chk Pass	Chk Pass
High Limit									
Low Limit									

Elem	Sn1899	Sr4077	Th2837	Ti3349	Tl1908	U_3701	V_2924	Zn2062	Zr3391
Line	189.989 {477}	407.771 { 83}	283.730 {119}	334.904 {101}	190.856 {477}	370.152 { 91}	292.402 {115}	206.200 {163}	339.198 { 99}
Units	ppm	ppm	ppm	ppm	ppm	ppm	ppm	ppm	ppm
Avg	**.00531**	**.01468**	**.01049**	**.23686**	**-.00086**	W **-.06017**	**.03757**	**.44274**	**.00883**
Stddev	.00212	.00010	.00095	.00074	.00170	.04553	.00016	.00540	.00295
%RSD	39.980	.67490	9.0523	.31074	198.47	75.671	.42220	1.2191	33.402
#1	.00682	.01475	.00982	.23738	-.00206	-.09236	.03746	.44656	.00674
#2	.00381	.01461	.01116	.23634	.00035	-.02797	.03768	.43892	.01091
Check ?	Chk Pass	Chk Pass	Chk Pass	Chk Pass	Chk Pass	Chk Warn	Chk Pass	Chk Pass	Chk Pass
High Limit						45.000			
Low Limit						-.05000			

Int. Std.	Y_2243	Y_3600	Y_3774
Line	224.306 {450}	360.073 { 94}	377.433 { 89}
Units	Cts/S	Cts/S	Cts/S
Avg	**2728.2**	**41802.**	**2279.1**
Stddev	65.7	114.	6.4
%RSD	2.4073	.27320	.28132
#1	2681.7	41883.	2274.6
#2	2774.6	41722.	2283.7

Sample Name: 280-82931-A-14-C Acquired: 5/19/2016 4:55:14 Type: Unk
Method: 6500_025(v6) Mode: CONC Corr. Factor: 1.000000
User: CRHOADES Prep Date: Custom ID2: Custom ID3:
Comment: 325512 6010C soil Q4

Elem	Ag3280	Al3092	As1890	B_2089	Ba4554	Be3130	Bi2230	Ca3179	Cd2288
Line	328.068 {103}	309.271 {109}	189.042 {478}	208.959 {461}	455.403 { 74}	313.042 {108}	223.061 {451}	317.933 {106}	228.802 {447}
Units	ppm	ppm	ppm	ppm	ppm	ppm	ppm	ppm	ppm
Avg	**-.00042**	**56.235**	**.00817**	**.00558**	**.20270**	**.00071**	**.00567**	**1.3563**	**.01456**
Stddev	.00038	.975	.00032	.00056	.00345	.00032	.00357	.0006	.00025
%RSD	91.491	1.7345	3.8893	10.102	1.7013	44.870	62.985	.04806	1.7182
#1	-.00015	56.925	.00795	.00518	.20514	.00093	.00820	1.3558	.01474
#2	-.00069	55.546	.00839	.00598	.20026	.00048	.00315	1.3567	.01438
Check ?	Chk Pass	Chk Pass	Chk Pass	Chk Pass	Chk Pass	Chk Pass	Chk Pass	Chk Pass	Chk Pass
High Limit									
Low Limit									

Elem	Co2286	Cr2055	Cu3247	Fe2599	K_7664	Li6707	Mg2790	Mn2576	Mo2020
Line	228.616 {447}	205.560 {464}	324.754 {104}	259.940 {130}	766.490 { 44}	670.784 { 50}	279.079 {121}2	257.610 {131}	202.030 {467}
Units	ppm	ppm	ppm	ppm	ppm	ppm	ppm	ppm	ppm
Avg	**.00252**	**.04872**	**.74688**	**28.193**	**.72871**	**.02516**	**1.5253**	**.10224**	**.00277**
Stddev	.00008	.00060	.00020	.111	.03941	.00334	.0086	.00000	.00037
%RSD	3.2027	1.2377	.02719	.39292	5.4080	13.270	.56609	.00159	13.323
#1	.00257	.04914	.74703	28.114	.70085	.02752	1.5314	.10224	.00303
#2	.00246	.04829	.74674	28.271	.75658	.02280	1.5192	.10224	.00251
Check ?	Chk Pass	Chk Pass	Chk Pass	Chk Pass	Chk Pass	Chk Pass	Chk Pass	Chk Pass	Chk Pass
High Limit									
Low Limit									

Elem	Na5895	Ni2316	P_1782	Pb2203	S_1820	Sb2068	Se1960	Si2881	SiO2
Line	589.592 { 57}	231.604 {446}	178.284 {489}	220.353 {453}	182.034 {485}	206.833 {463}	196.090 {472}	288.158 {117}	288.158 {117}2
Units	ppm	ppm	ppm	ppm	ppm	ppm	ppm	ppm	ppm
Avg	**.34093**	**.06806**	**.67870**	**.82620**	**1.0692**	**.00952**	**.00533**	**2.9925**	**6.4039**
Stddev	.01029	.00098	.01333	.00606	.0067	.00015	.00427	.0428	.0916
%RSD	3.0181	1.4356	1.9646	.73401	.62927	1.6180	80.072	1.4308	1.4308
#1	.33365	.06875	.68813	.83048	1.0739	.00963	.00835	2.9622	6.3391
#2	.34820	.06737	.66927	.82191	1.0644	.00941	.00231	3.0228	6.4687
Check ?	Chk Pass	Chk Pass	Chk Pass	Chk Pass	Chk Pass	Chk Pass	Chk Pass	Chk Pass	Chk Pass
High Limit									
Low Limit									

Elem	Sn1899	Sr4077	Th2837	Ti3349	Tl1908	U_3701	V_2924	Zn2062	Zr3391
Line	189.989 {477}	407.771 { 83}	283.730 {119}	334.904 {101}	190.856 {477}	370.152 { 91}	292.402 {115}	206.200 {163}	339.198 { 99}
Units	ppm	ppm	ppm	ppm	ppm	ppm	ppm	ppm	ppm
Avg	**.01233**	**.01831**	**.01414**	**.28429**	**-.00428**	**.00358**	**.06573**	**.87136**	**.02030**
Stddev	.00028	.00039	.00075	.00304	.00362	.06227	.00017	.00464	.00427
%RSD	2.2722	2.1306	5.3281	1.0694	84.552	1738.0	.26259	.53246	21.029
#1	.01253	.01804	.01360	.28214	-.00684	-.04045	.06561	.87464	.01728
#2	.01213	.01859	.01467	.28644	-.00172	.04762	.06585	.86807	.02332
Check ?	Chk Pass	Chk Pass	Chk Pass	Chk Pass	Chk Pass	Chk Pass	Chk Pass	Chk Pass	Chk Pass
High Limit									
Low Limit									

Int. Std.	Y_2243	Y_3600	Y_3774
Line	224.306 {450}	360.073 { 94}	377.433 { 89}
Units	Cts/S	Cts/S	Cts/S
Avg	**2685.4**	**42002.**	**2291.1**
Stddev	3.8	162.	43.3
%RSD	.14167	.38583	1.8921
#1	2682.7	41888.	2260.5
#2	2688.1	42117.	2321.8

Sample Name: 280-82931-A-15-C Acquired: 5/19/2016 4:57:51 Type: Unk
Method: 6500_025(v6) Mode: CONC Corr. Factor: 1.000000
User: CRHOADES Prep Date: Custom ID2: Custom ID3:
Comment: 325512 6010C soil Q4

Elem	Ag3280	Al3092	As1890	B_2089	Ba4554	Be3130	Bi2230	Ca3179	Cd2288
Line	328.068 {103}	309.271 {109}	189.042 {478}	208.959 {461}	455.403 { 74}	313.042 {108}	223.061 {451}	317.933 {106}	228.802 {447}
Units	ppm	ppm	ppm	ppm	ppm	ppm	ppm	ppm	ppm
Avg	**-.00022**	**54.595**	**.00433**	**.00292**	**.18645**	**.00059**	**.00641**	**1.2187**	**.01298**
Stddev	.00018	.818	.00677	.00042	.00251	.00018	.00216	.0191	.00024
%RSD	82.005	1.4990	156.42	14.429	1.3468	30.309	33.619	1.5684	1.8825
#1	-.00035	55.174	-.00046	.00322	.18823	.00071	.00794	1.2052	.01280
#2	-.00009	54.016	.00911	.00262	.18468	.00046	.00489	1.2322	.01315
Check ?	Chk Pass	Chk Pass	Chk Pass	Chk Pass	Chk Pass	Chk Pass	Chk Pass	Chk Pass	Chk Pass
High Limit									
Low Limit									

Elem	Co2286	Cr2055	Cu3247	Fe2599	K_7664	Li6707	Mg2790	Mn2576	Mo2020
Line	228.616 {447}	205.560 {464}	324.754 {104}	259.940 {130}	766.490 { 44}	670.784 { 50}	279.079 {121}2	257.610 {131}	202.030 {467}
Units	ppm	ppm	ppm	ppm	ppm	ppm	ppm	ppm	ppm
Avg	**.00222**	**.04784**	**.65291**	**27.470**	**.65818**	**.02743**	**1.5250**	**.12309**	**.00652**
Stddev	.00024	.00079	.00298	.031	.03746	.00127	.0122	.00027	.00044
%RSD	10.692	1.6521	.45576	.11233	5.6920	4.6416	.79742	.21794	6.7728
#1	.00205	.04728	.65081	27.491	.63169	.02653	1.5164	.12290	.00621
#2	.00239	.04840	.65502	27.448	.68467	.02833	1.5336	.12328	.00683
Check ?	Chk Pass	Chk Pass	Chk Pass	Chk Pass	Chk Pass	Chk Pass	Chk Pass	Chk Pass	Chk Pass
High Limit									
Low Limit									

Elem	Na5895	Ni2316	P_1782	Pb2203	S_1820	Sb2068	Se1960	Si2881	SiO2
Line	589.592 { 57}	231.604 {446}	178.284 {489}	220.353 {453}	182.034 {485}	206.833 {463}	196.090 {472}	288.158 {117}	288.158 {117}2
Units	ppm	ppm	ppm	ppm	ppm	ppm	ppm	ppm	ppm
Avg	**.33259**	**.06415**	**.64310**	**.87236**	**.88636**	**.01027**	**.00007**	**2.7429**	**5.8698**
Stddev	.00361	.00041	.00035	.00185	.00678	.00329	.00038	.0508	.1087
%RSD	1.0842	.64418	.05498	.21261	.76463	32.073	516.78	1.8521	1.8521
#1	.33514	.06385	.64335	.87367	.89116	.01259	-.00020	2.7070	5.7929
#2	.33004	.06444	.64285	.87104	.88157	.00794	.00034	2.7788	5.9466
Check ?	Chk Pass	Chk Pass	Chk Pass	Chk Pass	Chk Pass	Chk Pass	Chk Pass	Chk Pass	Chk Pass
High Limit									
Low Limit									

Elem	Sn1899	Sr4077	Th2837	Ti3349	Tl1908	U_3701	V_2924	Zn2062	Zr3391
Line	189.989 {477}	407.771 { 83}	283.730 {119}	334.904 {101}	190.856 {477}	370.152 { 91}	292.402 {115}	206.200 {163}	339.198 { 99}
Units	ppm	ppm	ppm	ppm	ppm	ppm	ppm	ppm	ppm
Avg	**.04444**	**.02091**	**.01192**	**.26469**	**-.00074**	**-.03966**	**.06095**	**1.1051**	**.01799**
Stddev	.00059	.00057	.00312	.00337	.00034	.05414	.00033	.0006	.00380
%RSD	1.3218	2.7341	26.128	1.2734	45.780	136.51	.54014	.05287	21.154
#1	.04403	.02132	.01413	.26231	-.00050	-.07795	.06071	1.1055	.02068
#2	.04486	.02051	.00972	.26708	-.00098	-.00138	.06118	1.1047	.01530
Check ?	Chk Pass	Chk Pass	Chk Pass	Chk Pass	Chk Pass	Chk Pass	Chk Pass	Chk Pass	Chk Pass
High Limit									
Low Limit									

Int. Std.	Y_2243	Y_3600	Y_3774
Line	224.306 {450}	360.073 { 94}	377.433 { 89}
Units	Cts/S	Cts/S	Cts/S
Avg	**2649.1**	**41072.**	**2195.3**
Stddev	.3	204.	18.3
%RSD	.01254	.49744	.83393
#1	2648.9	40927.	2182.4
#2	2649.3	41216.	2208.3

Sample Name: CCVH-3894253 Acquired: 5/19/2016 5:00:29 Type: QC
Method: 6500_025(v6) Mode: CONC Corr. Factor: 1.000000
User: CRHOADES Prep Date: Custom ID2: Custom ID3:
Comment:

Elem	Ag3280	Al3092	As1890	B_2089	Ba4554	Be3130	Bi2230	Ca3179	Cd2288	Co2286	Cr2055
Units	ppm	ppm	ppm	ppm	ppm	ppm	ppm	ppm	ppm	ppm	ppm
Avg	**.00031**	**50.699**	**-.00454**	**.00171**	**-.00084**	**.00042**	F **1.1190**	**-.01495**	**-.00066**	**-.00133**	**.00016**
Stddev	.00071	.505	.00688	.00103	.00007	.00004	.0036	.00540	.00002	.00019	.00030
%RSD	228.99	.99598	151.35	60.465	8.6111	10.229	.31707	36.141	2.8870	14.017	184.53
#1	-.00019	50.342	.00032	.00244	-.00089	.00045	1.1216	-.01877	-.00065	-.00146	.00037
#2	.00081	51.056	-.00941	.00098	-.00079	.00039	1.1165	-.01113	-.00067	-.00120	-.00005
Check ?	None	Chk Pass	None	None	None	None	Chk Fail	None	None	None	None
Value							1.0000				
Range							10.490%				

Elem	Cu3247	Fe2714	K_7664	Li6707	Mg2790	Mn2576	Mo2020	Na8183	Ni2316	P_1782	Pb2203
Units	ppm	ppm	ppm	ppm	ppm	ppm	ppm	ppm	ppm	ppm	ppm
Avg	**.01039**	**49.123**	**.03424**	**-.00297**	**.02013**	**-.00022**	**-.00155**	**256.22**	**.00129**	**.00241**	**.00035**
Stddev	.00039	.371	.03433	.00047	.00050	.00009	.00019	2.67	.00015	.00300	.00062
%RSD	3.7092	.75441	100.27	15.760	2.5042	39.190	12.518	1.0410	11.462	124.46	173.76
#1	.01066	48.861	.00996	-.00331	.01977	-.00016	-.00142	254.33	.00139	.00029	-.00008
#2	.01011	49.385	.05851	-.00264	.02048	-.00029	-.00169	258.11	.00119	.00453	.00079
Check ?	None	Chk Pass	None	None	None	None	None	Chk Pass	None	None	None
Value											
Range											

Elem	S_1820	Sb2068	Se1960	Si2881	SiO2	Sn1899	Sr4077	Th2837	Ti3349	Tl1908	U_3701
Units	ppm	ppm	ppm	ppm	ppm	ppm	ppm	ppm	ppm	ppm	ppm
Avg	W **5.4085**	**-.00974**	**.01157**	**-.00218**	**-.00467**	**.00101**	**.00056**	W **4.7082**	**.00580**	**-.00493**	W **10.580**
Stddev	.0512	.00330	.00075	.09631	.20610	.00148	.00017	.0054	.00055	.00121	.236
%RSD	.94632	33.870	6.4539	4414.4	4414.4	146.91	30.033	.11415	9.5326	24.592	2.2302
#1	5.4447	-.01207	.01210	-.07028	-.15041	.00205	.00068	4.7044	.00541	-.00408	10.747
#2	5.3723	-.00740	.01104	.06592	.14107	-.00004	.00044	4.7120	.00619	-.00579	10.413
Check ?	Chk Warn	None	None	None	None	None	None	Chk Warn	None	None	Chk Warn
Value	5.0000							5.0000			10.000
Range	5.0000%							-5.0000%			5.0000%

Elem	V_2924	Zn2062	Zr3391
Units	ppm	ppm	ppm
Avg	**.00845**	**-.00077**	**.05302**
Stddev	.00071	.00039	.00086
%RSD	8.4305	50.392	1.6172
#1	.00794	-.00050	.05241
#2	.00895	-.00105	.05363
Check ?	None	None	None
Value			
Range			

Int. Std.	Y_2243	Y_3600	Y_3774
Units	Cts/S	Cts/S	Cts/S
Avg	**2650.2**	**41661.**	**2311.2**
Stddev	.2	17.	26.2
%RSD	.00746	.04063	1.1330
#1	2650.1	41649.	2329.7
#2	2650.3	41673.	2292.6

Sample Name: CCV-3894251 Acquired: 5/19/2016 5:03:06 Type: QC
Method: 6500_025(v6) Mode: CONC Corr. Factor: 1.000000
User: CRHOADES Prep Date: Custom ID2: Custom ID3:
Comment:

Elem	Ag3280	Al1670	As1890	B_2089	Ba4554	Be3130	Bi2230	Ca3179	Cd2288	Co2286	Cr2055
Units	ppm	ppm	ppm	ppm	ppm	ppm	ppm	ppm	ppm	ppm	ppm
Avg	**.49888**	**.53772**	**1.0417**	**.49240**	**.50237**	**.46835**	**.00011**	**4.9188**	**.49672**	**.49726**	**.49964**
Stddev	.00266	.01838	.0303	.01714	.00400	.00072	.00070	.0159	.00711	.01543	.01585
%RSD	.53295	3.4176	2.9126	3.4806	.79572	.15293	648.32	.32360	1.4324	3.1025	3.1723
#1	.49700	.52473	1.0203	.48029	.50520	.46886	-.00039	4.9301	.49169	.48635	.48843
#2	.50076	.55072	1.0632	.50452	.49955	.46784	.00060	4.9076	.50175	.50817	.51084
Check ?	Chk Pass	Chk Pass	Chk Pass	Chk Pass	Chk Pass	Chk Pass	None	Chk Pass	Chk Pass	Chk Pass	Chk Pass
Value											
Range											

Elem	Cu3247	Fe2599	K_7664	Li6707	Mg2790	Mn2576	Mo2020	Na5895	Ni2316	P_1782	Pb2203
Units	ppm	ppm	ppm	ppm	ppm	ppm	ppm	ppm	ppm	ppm	ppm
Avg	**.52369**	**2.3632**	**48.189**	**.97183**	**19.225**	**.47177**	**.50424**	**5.0292**	**.48978**	**.98981**	**1.0212**
Stddev	.00251	.0027	.193	.00253	.094	.00215	.01532	.0059	.01495	.02361	.0333
%RSD	.47939	.11194	.40037	.26014	.49115	.45570	3.0378	.11652	3.0518	2.3849	3.2568
#1	.52192	2.3613	48.325	.97362	19.158	.47025	.49341	5.0250	.47921	.97312	.99768
#2	.52547	2.3651	48.052	.97004	19.291	.47329	.51507	5.0333	.50035	1.0065	1.0447
Check ?	Chk Pass	Chk Pass	Chk Pass	Chk Pass	Chk Pass	Chk Pass	Chk Pass	Chk Pass	Chk Pass	Chk Pass	Chk Pass
Value											
Range											

Elem	S_1820	Sb2068	Se1960	Si2881	SiO2	Sn1899	Sr4077	Th2837	Ti3349	Tl1908	U_3701
Units	ppm	ppm	ppm	ppm	ppm	ppm	ppm	ppm	ppm	ppm	ppm
Avg	**.03568**	**1.0342**	W **1.1039**	**4.8065**	**10.286**	**1.0425**	**.47483**	**.00233**	**.46914**	**1.0844**	**.00978**
Stddev	.00239	.0409	.0495	.0296	.063	.0425	.00130	.00120	.00147	.0377	.03309
%RSD	6.6964	3.9533	4.4799	.61571	.61571	4.0730	.27327	51.694	.31329	3.4799	338.41
#1	.03737	1.0053	1.0689	4.8274	10.331	1.0125	.47575	.00318	.46810	1.0577	-.01362
#2	.03399	1.0631	1.1388	4.7855	10.241	1.0726	.47392	.00148	.47018	1.1111	.03317
Check ?	None	Chk Pass	Chk Warn	Chk Pass	Chk Pass	Chk Pass	Chk Pass	None	Chk Pass	Chk Pass	None
Value			1.0000								
Range			10.000%								

Elem	V_2924	Zn2062	Zr3391
Units	ppm	ppm	ppm
Avg	**.48763**	**.46187**	**.50229**
Stddev	.00257	.00363	.00402
%RSD	.52765	.78561	.80052
#1	.48581	.45930	.50513
#2	.48945	.46443	.49945
Check ?	Chk Pass	Chk Pass	Chk Pass
Value			
Range			

Int. Std.	Y_2243	Y_3600	Y_3774
Units	Cts/S	Cts/S	Cts/S
Avg	**2780.2**	**42757.**	**2286.4**
Stddev	108.1	93.	5.4
%RSD	3.8887	.21743	.23619
#1	2856.6	42823.	2282.6
#2	2703.7	42692.	2290.3

Sample Name: CCB Acquired: 5/19/2016 5:05:37 Type: QC
Method: 6500_025(v6) Mode: CONC Corr. Factor: 1.000000
User: CRHOADES Prep Date: Custom ID2: Custom ID3:
Comment:

Elem	Ag3280	Al1670	As1890	B_2089	Ba4554	Be3130	Bi2230	Ca3179	Cd2288	Co2286	Cr2055
Units	ppm	ppm	ppm	ppm	ppm	ppm	ppm	ppm	ppm	ppm	ppm
Avg	**-.00042**	**.00289**	**.00048**	**.00043**	**-.00050**	**.00015**	**-.00264**	**-.02041**	**.00021**	**-.00041**	**.00004**
Stddev	.00048	.00067	.00007	.00058	.00023	.00002	.00051	.00105	.00016	.00024	.00014
%RSD	115.23	23.326	15.456	133.19	45.607	9.9044	19.388	5.1203	75.507	58.721	311.71
#1	-.00008	.00336	.00053	.00003	-.00066	.00017	-.00228	-.01967	.00010	-.00024	-.00005
#2	-.00076	.00241	.00042	.00084	-.00034	.00014	-.00300	-.02115	.00032	-.00058	.00014
Check ?	Chk Pass	Chk Pass	Chk Pass	Chk Pass	Chk Pass	Chk Pass	Chk Pass	Chk Pass	Chk Pass	Chk Pass	Chk Pass
High Limit											
Low Limit											

Elem	Cu3247	Fe2599	K_7664	Li6707	Mg2790	Mn2576	Mo2020	Na5895	Ni2316	P_1782	Pb2203
Units	ppm	ppm	ppm	ppm	ppm	ppm	ppm	ppm	ppm	ppm	ppm
Avg	**-.00065**	**-.00195**	**-.05998**	**.00126**	**-.00387**	**-.00006**	**.00180**	**.14784**	**-.00044**	**.00030**	**.00125**
Stddev	.00013	.00251	.07024	.00237	.00252	.00001	.00003	.00642	.00010	.00049	.00162
%RSD	19.732	128.48	117.11	188.98	65.040	17.321	1.6596	4.3452	22.169	165.19	129.85
#1	-.00074	-.00018	-.01031	-.00042	-.00209	-.00006	.00182	.15238	-.00037	-.00005	.00239
#2	-.00056	-.00372	-.10965	.00294	-.00565	-.00007	.00178	.14330	-.00051	.00064	.00010
Check ?	Chk Pass	Chk Pass	Chk Pass	Chk Pass	Chk Pass	Chk Pass	Chk Pass	Chk Pass	Chk Pass	Chk Pass	Chk Pass
High Limit											
Low Limit											

Elem	S_1820	Sb2068	Se1960	Si2881	SiO2	Sn1899	Sr4077	Th2837	Ti3349	Tl1908	U_3701
Units	ppm	ppm	ppm	ppm	ppm	ppm	ppm	ppm	ppm	ppm	ppm
Avg	**.03130**	W **.00445**	W **.01104**	**.01013**	**.02168**	**.00006**	**.00018**	**.00079**	**-.00022**	**.00225**	**-.06433**
Stddev	.00076	.00175	.00042	.01829	.03914	.00097	.00033	.00011	.00003	.00026	.03263
%RSD	2.4349	39.413	3.7843	180.50	180.50	1716.8	178.91	13.826	15.517	11.494	50.726
#1	.03076	.00321	.01134	.02306	.04936	-.00063	.00042	.00071	-.00024	.00206	-.08740
#2	.03184	.00569	.01074	-.00280	-.00599	.00074	-.00005	.00087	-.00020	.00243	-.04125
Check ?	Chk Pass	Chk Warn	Chk Warn	Chk Pass	Chk Pass	Chk Pass	Chk Pass	Chk Pass	Chk Pass	Chk Pass	Chk Pass
High Limit		.00100	.00750								
Low Limit		-.00100	-.01500								

Elem	V_2924	Zn2062	Zr3391
Units	ppm	ppm	ppm
Avg	**.00005**	**-.00023**	**.00414**
Stddev	.00014	.00030	.00154
%RSD	276.74	130.21	37.248
#1	.00015	-.00002	.00305
#2	-.00005	-.00044	.00523
Check ?	Chk Pass	Chk Pass	Chk Pass
High Limit			
Low Limit			

Int. Std.	Y_2243	Y_3600	Y_3774
Units	Cts/S	Cts/S	Cts/S
Avg	**2766.3**	**42715.**	**2240.0**
Stddev	85.6	65.	26.5
%RSD	3.0930	.15150	1.1825
#1	2705.8	42669.	2221.2
#2	2826.8	42761.	2258.7

Sample Name: CCVL-3897520 Acquired: 5/19/2016 5:08:01 Type: QC
Method: 6500_025(v6) Mode: CONC Corr. Factor: 1.000000
User: CRHOADES Prep Date: Custom ID2: Custom ID3:
Comment:

Elem	Ag3280	Al1670	As1890	B_2089	Ba4554	Be3130	Bi2230	Ca3179	Cd2288	Co2286	Cr2055	Cu3247
Units	ppm	ppm	ppm	ppm	ppm	ppm	ppm	ppm	ppm	ppm	ppm	ppm
Avg	**.01037**	**.11465**	**.01306**	**.09854**	**.00888**	F **.00138**	**.11003**	**.18927**	**.00487**	**.00988**	**.01043**	**.01593**
Stddev	.00062	.00259	.00098	.00081	.00022	.00038	.00040	.00747	.00018	.00033	.00011	.00054
%RSD	5.9789	2.2574	7.4877	.82683	2.5183	27.820	.36069	3.9473	3.6214	3.3446	1.0418	3.4132
#1	.01081	.11282	.01375	.09797	.00873	.00165	.10975	.19456	.00475	.01011	.01035	.01632
#2	.00993	.11648	.01236	.09912	.00904	.00111	.11031	.18399	.00500	.00964	.01051	.01555
Check ?	Chk Pass	Chk Pass	Chk Pass	Chk Pass	Chk Pass	Chk Fail	Chk Pass	Chk Pass	Chk Pass	Chk Pass	Chk Pass	Chk Pass
Value						.00100						
Range						30.000%						

Elem	Fe2599	K_7664	Li6707	Mg2790	Mn2576	Mo2020	Na5895	Ni2316	P_1782	Pb2203	S_1820	Sb2068
Units	ppm	ppm	ppm	ppm	ppm	ppm	ppm	ppm	ppm	ppm	ppm	ppm
Avg	**.11142**	**3.0231**	**.01149**	**.20054**	**.00992**	**.02012**	**1.1909**	**.03973**	**2.8991**	**.00792**	**.02652**	F **.02612**
Stddev	.01129	.0813	.00329	.00061	.00004	.00023	.0218	.00034	.0162	.00063	.00314	.00398
%RSD	10.133	2.6899	28.652	.30533	.40402	1.1557	1.8320	.85064	.55961	7.9412	11.830	15.227
#1	.11941	3.0806	.00916	.20097	.00989	.02028	1.2064	.03950	2.8876	.00748	.02430	.02893
#2	.10344	2.9656	.01382	.20011	.00995	.01995	1.1755	.03997	2.9106	.00837	.02874	.02331
Check ?	Chk Pass	Chk Pass	Chk Pass	Chk Pass	Chk Pass	Chk Pass	Chk Pass	Chk Pass	Chk Pass	Chk Pass	None	Chk Fail
Value												.02000
Range												30.000%

Elem	Se1960	Si2881	SiO2	Sn1899	Sr4077	Th2837	Ti3349	Tl1908	U_3701	V_2924	Zn2062	Zr3391
Units	ppm	ppm	ppm	ppm	ppm	ppm	ppm	ppm	ppm	ppm	ppm	ppm
Avg	F **.01954**	**.48358**	**1.0349**	**.10314**	**.01006**	**.01528**	**.00938**	**.01254**	**.05665**	**.01013**	**.01842**	**.01706**
Stddev	.00694	.00300	.0064	.00046	.00014	.00008	.00001	.00131	.01927	.00001	.00110	.00596
%RSD	35.491	.62026	.62026	.45033	1.4318	.50894	.13122	10.480	34.025	.10601	5.9693	34.929
#1	.01464	.48146	1.0303	.10281	.01016	.01534	.00939	.01347	.07028	.01013	.01920	.01284
#2	.02445	.48570	1.0394	.10347	.00996	.01523	.00937	.01161	.04302	.01012	.01765	.02127
Check ?	Chk Fail	Chk Pass	Chk Pass	Chk Pass	Chk Pass	Chk Pass	Chk Pass	Chk Pass	Chk Pass	Chk Pass	Chk Pass	Chk Pass
Value	.01500											
Range	30.000%											

Int. Std.	Y_2243	Y_3600	Y_3774
Units	Cts/S	Cts/S	Cts/S
Avg	**2755.2**	**42664.**	**2310.9**
Stddev	71.7	182.	44.4
%RSD	2.6007	.42661	1.9229
#1	2805.8	42793.	2279.5
#2	2704.5	42535.	2342.3

Sample Name: 280-82931-A-16-C Acquired: 5/19/2016 5:10:41 Type: Unk
Method: 6500_025(v6) Mode: CONC Corr. Factor: 1.000000
User: CRHOADES Prep Date: Custom ID2: Custom ID3:
Comment: 325512 6010C soil Q4

Elem	Ag3280	Al3092	As1890	B_2089	Ba4554	Be3130	Bi2230	Ca3179	Cd2288
Line	328.068 {103}	309.271 {109}	189.042 {478}	208.959 {461}	455.403 { 74}	313.042 {108}	223.061 {451}	317.933 {106}	228.802 {447}
Units	ppm	ppm	ppm	ppm	ppm	ppm	ppm	ppm	ppm
Avg	**-.00008**	**51.817**	**.00799**	**.00433**	**.21636**	**.00068**	**.00295**	**1.2425**	**.01484**
Stddev	.00005	.118	.00096	.00116	.00006	.00006	.00651	.0083	.00010
%RSD	61.370	.22839	12.067	26.678	.02948	8.4237	220.90	.67108	.69095
#1	-.00005	51.901	.00867	.00515	.21632	.00064	-.00166	1.2366	.01491
#2	-.00012	51.733	.00731	.00352	.21641	.00072	.00755	1.2484	.01477
Check ?	Chk Pass	Chk Pass	Chk Pass	Chk Pass	Chk Pass	Chk Pass	Chk Pass	Chk Pass	Chk Pass
High Limit									
Low Limit									

Elem	Co2286	Cr2055	Cu3247	Fe2599	K_7664	Li6707	Mg2790	Mn2576	Mo2020
Line	228.616 {447}	205.560 {464}	324.754 {104}	259.940 {130}	766.490 { 44}	670.784 { 50}	279.079 {121}2	257.610 {131}	202.030 {467}
Units	ppm	ppm	ppm	ppm	ppm	ppm	ppm	ppm	ppm
Avg	**.00220**	**.04622**	**.73691**	**26.679**	**.63988**	**.02408**	**1.4975**	**.10298**	**.00333**
Stddev	.00016	.00022	.00447	.106	.06051	.00036	.0075	.00045	.00041
%RSD	7.2609	.46931	.60642	.39899	9.4570	1.4964	.50313	.43778	12.363
#1	.00232	.04607	.73375	26.754	.68267	.02434	1.4922	.10266	.00362
#2	.00209	.04637	.74007	26.604	.59709	.02383	1.5028	.10329	.00303
Check ?	Chk Pass	Chk Pass	Chk Pass	Chk Pass	Chk Pass	Chk Pass	Chk Pass	Chk Pass	Chk Pass
High Limit									
Low Limit									

Elem	Na5895	Ni2316	P_1782	Pb2203	S_1820	Sb2068	Se1960	Si2881	SiO2
Line	589.592 { 57}	231.604 {446}	178.284 {489}	220.353 {453}	182.034 {485}	206.833 {463}	196.090 {472}	288.158 {117}	288.158 {117}2
Units	ppm	ppm	ppm	ppm	ppm	ppm	ppm	ppm	ppm
Avg	**.30415**	**.07795**	**1.0787**	**.83599**	**.94850**	**.00715**	**.00467**	**2.0897**	**4.4719**
Stddev	.02816	.00071	.0078	.00446	.00933	.00392	.00688	.0120	.0256
%RSD	9.2582	.90806	.72135	.53363	.98372	54.818	147.19	.57353	.57353
#1	.32406	.07845	1.0842	.83914	.95510	.00438	.00953	2.0812	4.4537
#2	.28424	.07745	1.0732	.83283	.94190	.00993	-.00019	2.0981	4.4900
Check ?	Chk Pass	Chk Pass	Chk Pass	Chk Pass	Chk Pass	Chk Pass	Chk Pass	Chk Pass	Chk Pass
High Limit									
Low Limit									

Elem	Sn1899	Sr4077	Th2837	Ti3349	Tl1908	U_3701	V_2924	Zn2062	Zr3391
Line	189.989 {477}	407.771 { 83}	283.730 {119}	334.904 {101}	190.856 {477}	370.152 { 91}	292.402 {115}	206.200 {163}	339.198 { 99}
Units	ppm	ppm	ppm	ppm	ppm	ppm	ppm	ppm	ppm
Avg	**.01497**	**.01863**	**.01128**	**.25650**	**-.00262**	**-.04588**	**.06184**	**.85361**	**.01793**
Stddev	.00079	.00019	.00196	.00216	.00271	.08023	.00033	.00233	.00349
%RSD	5.2921	.99326	17.367	.84074	103.69	174.88	.53482	.27288	19.454
#1	.01441	.01876	.00989	.25803	-.00454	.01085	.06207	.85197	.01547
#2	.01553	.01850	.01266	.25498	-.00070	-.10261	.06161	.85526	.02040
Check ?	Chk Pass	Chk Pass	Chk Pass	Chk Pass	Chk Pass	Chk Pass	Chk Pass	Chk Pass	Chk Pass
High Limit									
Low Limit									

Int. Std.	Y_2243	Y_3600	Y_3774
Line	224.306 {450}	360.073 { 94}	377.433 { 89}
Units	Cts/S	Cts/S	Cts/S
Avg	**2660.4**	**41843.**	**2285.1**
Stddev	9.0	612.	17.5
%RSD	.33701	1.4621	.76444
#1	2666.7	41410.	2297.4
#2	2654.0	42275.	2272.7

Sample Name: 280-82931-A-17-C Acquired: 5/19/2016 5:13:17 Type: Unk
Method: 6500_025(v6) Mode: CONC Corr. Factor: 1.000000
User: CRHOADES Prep Date: Custom ID2: Custom ID3:
Comment: 325512 6010C soil Q4

Elem	Ag3280	Al3092	As1890	B_2089	Ba4554	Be3130	Bi2230	Ca3179	Cd2288
Line	328.068 {103}	309.271 {109}	189.042 {478}	208.959 {461}	455.403 { 74}	313.042 {108}	223.061 {451}	317.933 {106}	228.802 {447}
Units	ppm	ppm	ppm	ppm	ppm	ppm	ppm	ppm	ppm
Avg	**.00012**	**36.723**	**-.00181**	**.00273**	**.23923**	**.00057**	**.00452**	**1.5550**	**.02083**
Stddev	.00007	.555	.00671	.00077	.00323	.00033	.00251	.0042	.00006
%RSD	56.315	1.5111	369.60	28.121	1.3482	58.470	55.484	.26796	.30592
#1	.00007	36.331	-.00656	.00219	.23695	.00080	.00630	1.5521	.02087
#2	.00017	37.116	.00293	.00328	.24151	.00033	.00275	1.5580	.02078
Check ?	Chk Pass	Chk Pass	Chk Pass	Chk Pass	Chk Pass	Chk Pass	Chk Pass	Chk Pass	Chk Pass
High Limit									
Low Limit									

Elem	Co2286	Cr2055	Cu3247	Fe2599	K_7664	Li6707	Mg2790	Mn2576	Mo2020
Line	228.616 {447}	205.560 {464}	324.754 {104}	259.940 {130}	766.490 { 44}	670.784 { 50}	279.079 {121}2	257.610 {131}	202.030 {467}
Units	ppm	ppm	ppm	ppm	ppm	ppm	ppm	ppm	ppm
Avg	**.00175**	**.03761**	**.50141**	**20.976**	**.43434**	**.01732**	**1.0210**	**.11116**	**.00185**
Stddev	.00003	.00015	.00020	.217	.04413	.00227	.0003	.00020	.00011
%RSD	1.6785	.40483	.03915	1.0328	10.159	13.130	.02930	.17743	6.1639
#1	.00177	.03750	.50127	20.822	.40314	.01893	1.0208	.11103	.00177
#2	.00173	.03772	.50155	21.129	.46554	.01571	1.0213	.11130	.00193
Check ?	Chk Pass	Chk Pass	Chk Pass	Chk Pass	Chk Pass	Chk Pass	Chk Pass	Chk Pass	Chk Pass
High Limit									
Low Limit									

Elem	Na5895	Ni2316	P_1782	Pb2203	S_1820	Sb2068	Se1960	Si2881	SiO2
Line	589.592 { 57}	231.604 {446}	178.284 {489}	220.353 {453}	182.034 {485}	206.833 {463}	196.090 {472}	288.158 {117}	288.158 {117}2
Units	ppm	ppm	ppm	ppm	ppm	ppm	ppm	ppm	ppm
Avg	**.28365**	**.05091**	**.50527**	**.60135**	**.64336**	**.00250**	**.00882**	**1.4993**	**3.2084**
Stddev	.00511	.00142	.00708	.00855	.01988	.00131	.00450	.0290	.0619
%RSD	1.8013	2.7986	1.4006	1.4218	3.0903	52.650	50.981	1.9308	1.9308
#1	.28003	.04990	.50026	.59531	.62930	.00343	.01200	1.5197	3.2522
#2	.28726	.05191	.51027	.60740	.65742	.00157	.00564	1.4788	3.1646
Check ?	Chk Pass	Chk Pass	Chk Pass	Chk Pass	Chk Pass	Chk Pass	Chk Pass	Chk Pass	Chk Pass
High Limit									
Low Limit									

Elem	Sn1899	Sr4077	Th2837	Ti3349	Tl1908	U_3701	V_2924	Zn2062	Zr3391
Line	189.989 {477}	407.771 { 83}	283.730 {119}	334.904 {101}	190.856 {477}	370.152 { 91}	292.402 {115}	206.200 {163}	339.198 { 99}
Units	ppm	ppm	ppm	ppm	ppm	ppm	ppm	ppm	ppm
Avg	**.05054**	**.02087**	**.00998**	**.19381**	**-.00158**	**-.04012**	**.03571**	**.75083**	**.00907**
Stddev	.00082	.00021	.00140	.00176	.00068	.09237	.00003	.00143	.00064
%RSD	1.6308	1.0251	14.055	.90890	42.863	230.25	.09408	.18994	7.0957
#1	.04995	.02072	.00899	.19256	-.00205	.02520	.03573	.74982	.00953
#2	.05112	.02102	.01097	.19505	-.00110	-.10543	.03568	.75183	.00862
Check ?	Chk Pass	Chk Pass	Chk Pass	Chk Pass	Chk Pass	Chk Pass	Chk Pass	Chk Pass	Chk Pass
High Limit									
Low Limit									

Int. Std.	Y_2243	Y_3600	Y_3774
Line	224.306 {450}	360.073 { 94}	377.433 { 89}
Units	Cts/S	Cts/S	Cts/S
Avg	**2667.7**	**41378.**	**2244.6**
Stddev	8.1	45.	45.8
%RSD	.30260	.10906	2.0387
#1	2661.9	41410.	2277.0
#2	2673.4	41346.	2212.3

Sample Name: 280-82931-A-18-C Acquired: 5/19/2016 5:15:53 Type: Unk
Method: 6500_025(v6) Mode: CONC Corr. Factor: 1.000000
User: CRHOADES Prep Date: Custom ID2: Custom ID3:
Comment: 325512 6010C soil Q4

Elem	Ag3280	Al3092	As1890	B_2089	Ba4554	Be3130	Bi2230	Ca3179	Cd2288
Line	328.068 {103}	309.271 {109}	189.042 {478}	208.959 {461}	455.403 { 74}	313.042 {108}	223.061 {451}	317.933 {106}	228.802 {447}
Units	ppm	ppm	ppm	ppm	ppm	ppm	ppm	ppm	ppm
Avg	**.00018**	**38.436**	**.00657**	**.00298**	**.45940**	**.00031**	**.00612**	**1.6509**	**.02240**
Stddev	.00043	.532	.00438	.00111	.00585	.00020	.00965	.0149	.00109
%RSD	240.63	1.3847	66.677	37.148	1.2732	66.034	157.79	.90518	4.8851
#1	.00048	38.060	.00347	.00376	.45526	.00045	.01294	1.6404	.02318
#2	-.00012	38.813	.00967	.00219	.46354	.00016	-.00071	1.6615	.02163
Check ?	Chk Pass	Chk Pass	Chk Pass	Chk Pass	Chk Pass	Chk Pass	Chk Pass	Chk Pass	Chk Pass
High Limit									
Low Limit									

Elem	Co2286	Cr2055	Cu3247	Fe2599	K_7664	Li6707	Mg2790	Mn2576	Mo2020
Line	228.616 {447}	205.560 {464}	324.754 {104}	259.940 {130}	766.490 { 44}	670.784 { 50}	279.079 {121}2	257.610 {131}	202.030 {467}
Units	ppm	ppm	ppm	ppm	ppm	ppm	ppm	ppm	ppm
Avg	**.00143**	**.03705**	**.55687**	**18.488**	**.48203**	**.01459**	**1.0392**	**.10751**	**.00141**
Stddev	.00025	.00103	.00148	.069	.01505	.00037	.0073	.00031	.00007
%RSD	17.804	2.7741	.26546	.37064	3.1217	2.5328	.70612	.29255	5.3069
#1	.00161	.03778	.55583	18.440	.47139	.01485	1.0444	.10729	.00135
#2	.00125	.03632	.55792	18.537	.49267	.01432	1.0340	.10773	.00146
Check ?	Chk Pass	Chk Pass	Chk Pass	Chk Pass	Chk Pass	Chk Pass	Chk Pass	Chk Pass	Chk Pass
High Limit									
Low Limit									

Elem	Na5895	Ni2316	P_1782	Pb2203	S_1820	Sb2068	Se1960	Si2881	SiO2
Line	589.592 { 57}	231.604 {446}	178.284 {489}	220.353 {453}	182.034 {485}	206.833 {463}	196.090 {472}	288.158 {117}	288.158 {117}2
Units	ppm	ppm	ppm	ppm	ppm	ppm	ppm	ppm	ppm
Avg	**.26047**	**.05398**	**.61346**	**.65949**	**.69024**	**.00469**	**.00818**	**1.9744**	**4.2251**
Stddev	.01017	.00163	.01453	.01655	.00048	.00244	.00228	.0029	.0061
%RSD	3.9042	3.0232	2.3684	2.5090	.06931	51.939	27.906	.14495	.14495
#1	.25328	.05513	.62373	.67119	.69058	.00641	.00656	1.9723	4.2208
#2	.26766	.05282	.60318	.64779	.68990	.00297	.00979	1.9764	4.2294
Check ?	Chk Pass	Chk Pass	Chk Pass	Chk Pass	Chk Pass	Chk Pass	Chk Pass	Chk Pass	Chk Pass
High Limit									
Low Limit									

Elem	Sn1899	Sr4077	Th2837	Ti3349	Tl1908	U_3701	V_2924	Zn2062	Zr3391
Line	189.989 {477}	407.771 { 83}	283.730 {119}	334.904 {101}	190.856 {477}	370.152 { 91}	292.402 {115}	206.200 {163}	339.198 { 99}
Units	ppm	ppm	ppm	ppm	ppm	ppm	ppm	ppm	ppm
Avg	**.01500**	**.02162**	**.01017**	**.20983**	**-.00229**	W **-.05287**	**.03602**	**.74172**	**.01096**
Stddev	.00015	.00017	.00183	.00295	.00746	.04775	.00033	.00206	.00038
%RSD	1.0025	.80324	17.982	1.4057	325.44	90.326	.90815	.27778	3.4963
#1	.01510	.02174	.00888	.21191	-.00756	-.01910	.03626	.74318	.01123
#2	.01489	.02149	.01146	.20774	.00298	-.08664	.03579	.74027	.01069
Check ?	Chk Pass	Chk Pass	Chk Pass	Chk Pass	Chk Pass	Chk Warn	Chk Pass	Chk Pass	Chk Pass
High Limit						45.000			
Low Limit						-.05000			

Int. Std.	Y_2243	Y_3600	Y_3774
Line	224.306 {450}	360.073 { 94}	377.433 { 89}
Units	Cts/S	Cts/S	Cts/S
Avg	**2754.1**	**41751.**	**2252.7**
Stddev	129.5	222.	24.1
%RSD	4.7037	.53180	1.0685
#1	2662.5	41594.	2269.7
#2	2845.7	41908.	2235.7

Sample Name: 280-82931-A-19-C Acquired: 5/19/2016 5:18:30 Type: Unk
Method: 6500_025(v6) Mode: CONC Corr. Factor: 1.000000
User: CRHOADES Prep Date: Custom ID2: Custom ID3:
Comment: 325512 6010C soil Q4

Elem	Ag3280	Al3092	As1890	B_2089	Ba4554	Be3130	Bi2230	Ca3179	Cd2288
Line	328.068 {103}	309.271 {109}	189.042 {478}	208.959 {461}	455.403 { 74}	313.042 {108}	223.061 {451}	317.933 {106}	228.802 {447}
Units	ppm	ppm	ppm	ppm	ppm	ppm	ppm	ppm	ppm
Avg	**-.00069**	**41.402**	**-.00070**	**.00359**	**.23428**	**.00043**	**-.00078**	**1.6202**	**.01873**
Stddev	.00027	.360	.00414	.00081	.00316	.00016	.00358	.0119	.00013
%RSD	38.871	.87021	590.95	22.679	1.3491	37.216	459.70	.73404	.68903
#1	-.00050	41.657	-.00363	.00302	.23651	.00054	-.00331	1.6286	.01864
#2	-.00087	41.147	.00223	.00417	.23204	.00032	.00175	1.6118	.01882
Check ?	Chk Pass	Chk Pass	Chk Pass	Chk Pass	Chk Pass	Chk Pass	Chk Pass	Chk Pass	Chk Pass
High Limit									
Low Limit									

Elem	Co2286	Cr2055	Cu3247	Fe2599	K_7664	Li6707	Mg2790	Mn2576	Mo2020
Line	228.616 {447}	205.560 {464}	324.754 {104}	259.940 {130}	766.490 { 44}	670.784 { 50}	279.079 {121}2	257.610 {131}	202.030 {467}
Units	ppm	ppm	ppm	ppm	ppm	ppm	ppm	ppm	ppm
Avg	**.00183**	**.04578**	**.54186**	**19.213**	**.38972**	**.01719**	**1.0951**	**.12505**	**.00153**
Stddev	.00079	.00081	.00263	.017	.08090	.00199	.0126	.00021	.00021
%RSD	43.085	1.7785	.48568	.08914	20.758	11.598	1.1543	.17091	13.765
#1	.00239	.04521	.54372	19.200	.44693	.01578	1.1040	.12520	.00138
#2	.00127	.04636	.54000	19.225	.33252	.01859	1.0861	.12490	.00168
Check ?	Chk Pass	Chk Pass	Chk Pass	Chk Pass	Chk Pass	Chk Pass	Chk Pass	Chk Pass	Chk Pass
High Limit									
Low Limit									

Elem	Na5895	Ni2316	P_1782	Pb2203	S_1820	Sb2068	Se1960	Si2881	SiO2
Line	589.592 { 57}	231.604 {446}	178.284 {489}	220.353 {453}	182.034 {485}	206.833 {463}	196.090 {472}	288.158 {117}	288.158 {117}2
Units	ppm	ppm	ppm	ppm	ppm	ppm	ppm	ppm	ppm
Avg	**.28029**	**.04820**	**.50778**	**.64761**	**.64710**	**.00851**	**.00075**	**1.6662**	**3.5658**
Stddev	.00759	.00060	.00480	.01072	.00986	.00279	.01188	.0162	.0346
%RSD	2.7084	1.2389	.94590	1.6555	1.5241	32.837	1577.5	.96920	.96920
#1	.27492	.04777	.50438	.64003	.64012	.01048	.00915	1.6777	3.5902
#2	.28566	.04862	.51118	.65519	.65407	.00653	-.00764	1.6548	3.5413
Check ?	Chk Pass	Chk Pass	Chk Pass	Chk Pass	Chk Pass	Chk Pass	Chk Pass	Chk Pass	Chk Pass
High Limit									
Low Limit									

Elem	Sn1899	Sr4077	Th2837	Ti3349	Tl1908	U_3701	V_2924	Zn2062	Zr3391
Line	189.989 {477}	407.771 { 83}	283.730 {119}	334.904 {101}	190.856 {477}	370.152 { 91}	292.402 {115}	206.200 {163}	339.198 { 99}
Units	ppm	ppm	ppm	ppm	ppm	ppm	ppm	ppm	ppm
Avg	**.01415**	**.02067**	**.00710**	**.19245**	**-.00326**	**.00215**	**.03713**	**.76610**	**.01277**
Stddev	.00013	.00014	.00232	.00195	.00123	.02484	.00011	.00138	.00080
%RSD	.91397	.69442	32.626	1.0119	37.810	1155.3	.30240	.17987	6.2743
#1	.01406	.02057	.00874	.19107	-.00413	.01971	.03705	.76708	.01333
#2	.01425	.02078	.00546	.19382	-.00239	-.01541	.03721	.76513	.01220
Check ?	Chk Pass	Chk Pass	Chk Pass	Chk Pass	Chk Pass	Chk Pass	Chk Pass	Chk Pass	Chk Pass
High Limit									
Low Limit									

Int. Std.	Y_2243	Y_3600	Y_3774
Line	224.306 {450}	360.073 { 94}	377.433 { 89}
Units	Cts/S	Cts/S	Cts/S
Avg	**2664.5**	**41622.**	**2217.2**
Stddev	4.1	205.	30.2
%RSD	.15405	.49253	1.3606
#1	2661.6	41477.	2195.9
#2	2667.4	41767.	2238.5

Sample Name: 280-82931-A-19-CSD@5 Acquired: 5/19/2016 5:21:07 Type: Unk
Method: 6500_025(v6) Mode: CONC Corr. Factor: 1.000000
User: CRHOADES Prep Date: Custom ID2: Custom ID3:
Comment: 325512 6010C soil Q4

Elem	Ag3280	Al3092	As1890	B_2089	Ba4554	Be3130	Bi2230	Ca3179	Cd2288
Line	328.068 {103}	309.271 {109}	189.042 {478}	208.959 {461}	455.403 { 74}	313.042 {108}	223.061 {451}	317.933 {106}	228.802 {447}
Units	ppm	ppm	ppm	ppm	ppm	ppm	ppm	ppm	ppm
Avg	**-.00086**	**8.3138**	**-.00040**	**-.00089**	**.04572**	**.00009**	**.00039**	**.30925**	**.00367**
Stddev	.00019	.0923	.00227	.00052	.00044	.00018	.00066	.01286	.00015
%RSD	21.928	1.1101	560.68	58.665	.96010	196.30	171.80	4.1596	4.1653
#1	-.00099	8.3791	.00120	-.00127	.04603	-.00004	-.00008	.30015	.00356
#2	-.00072	8.2486	-.00201	-.00052	.04541	.00022	.00085	.31835	.00378
Check ?	Chk Pass	Chk Pass	Chk Pass	Chk Pass	Chk Pass	Chk Pass	Chk Pass	Chk Pass	Chk Pass
High Limit									
Low Limit									

Elem	Co2286	Cr2055	Cu3247	Fe2599	K_7664	Li6707	Mg2790	Mn2576	Mo2020
Line	228.616 {447}	205.560 {464}	324.754 {104}	259.940 {130}	766.490 { 44}	670.784 { 50}	279.079 {121}2	257.610 {131}	202.030 {467}
Units	ppm	ppm	ppm	ppm	ppm	ppm	ppm	ppm	ppm
Avg	**.00017**	**.00909**	**.10708**	**3.8597**	**.07590**	**.00197**	**.21377**	**.02503**	**-.00086**
Stddev	.00046	.00057	.00007	.0097	.00868	.00228	.00504	.00011	.00012
%RSD	272.27	6.2382	.06162	.25172	11.437	115.79	2.3574	.43861	13.664
#1	.00049	.00869	.10713	3.8666	.08204	.00036	.21733	.02511	-.00094
#2	-.00016	.00949	.10704	3.8529	.06976	.00358	.21021	.02496	-.00077
Check ?	Chk Pass	Chk Pass	Chk Pass	Chk Pass	Chk Pass	Chk Pass	Chk Pass	Chk Pass	Chk Pass
High Limit									
Low Limit									

Elem	Na5895	Ni2316	P_1782	Pb2203	S_1820	Sb2068	Se1960	Si2881	SiO2
Line	589.592 { 57}	231.604 {446}	178.284 {489}	220.353 {453}	182.034 {485}	206.833 {463}	196.090 {472}	288.158 {117}	288.158 {117}2
Units	ppm	ppm	ppm	ppm	ppm	ppm	ppm	ppm	ppm
Avg	**.19041**	**.00932**	**.10151**	**.13187**	**.16503**	**.00569**	**.00080**	**.36654**	**.78440**
Stddev	.01784	.00036	.00091	.00311	.00336	.00065	.00511	.00405	.00866
%RSD	9.3691	3.8233	.89960	2.3548	2.0337	11.406	635.55	1.1040	1.1040
#1	.17779	.00957	.10215	.12968	.16266	.00615	.00442	.36368	.77827
#2	.20302	.00906	.10086	.13407	.16741	.00524	-.00281	.36940	.79052
Check ?	Chk Pass	Chk Pass	Chk Pass	Chk Pass	Chk Pass	Chk Pass	Chk Pass	Chk Pass	Chk Pass
High Limit									
Low Limit									

Elem	Sn1899	Sr4077	Th2837	Ti3349	Tl1908	U_3701	V_2924	Zn2062	Zr3391
Line	189.989 {477}	407.771 { 83}	283.730 {119}	334.904 {101}	190.856 {477}	370.152 { 91}	292.402 {115}	206.200 {163}	339.198 { 99}
Units	ppm	ppm	ppm	ppm	ppm	ppm	ppm	ppm	ppm
Avg	**.00308**	**.00418**	**.00408**	**.03822**	**-.00230**	**.00555**	**.00784**	**.15180**	**.00218**
Stddev	.00026	.00001	.00055	.00089	.00249	.02629	.00001	.00040	.00264
%RSD	8.3076	.32056	13.557	2.3379	108.45	473.30	.14360	.26178	120.75
#1	.00290	.00419	.00447	.03885	-.00054	-.01303	.00783	.15208	.00405
#2	.00326	.00417	.00369	.03759	-.00406	.02414	.00784	.15152	.00032
Check ?	Chk Pass	Chk Pass	Chk Pass	Chk Pass	Chk Pass	Chk Pass	Chk Pass	Chk Pass	Chk Pass
High Limit									
Low Limit									

Int. Std.	Y_2243	Y_3600	Y_3774
Line	224.306 {450}	360.073 { 94}	377.433 { 89}
Units	Cts/S	Cts/S	Cts/S
Avg	**2730.7**	**43090.**	**2316.1**
Stddev	12.6	205.	27.1
%RSD	.46043	.47557	1.1711
#1	2721.8	43235.	2335.2
#2	2739.6	42945.	2296.9

Sample Name: 280-82931-A-19-D MS Acquired: 5/19/2016 5:23:46 Type: Unk
Method: 6500_025(v6) Mode: CONC Corr. Factor: 1.000000
User: CRHOADES Prep Date: Custom ID2: Custom ID3:
Comment: 325512 6010C soil Q4

Elem	Ag3280	Al3092	As1890	B_2089	Ba4554	Be3130	Bi2230	Ca3179	Cd2288
Line	328.068 {103}	309.271 {109}	189.042 {478}	208.959 {461}	455.403 { 74}	313.042 {108}	223.061 {451}	317.933 {106}	228.802 {447}
Units	ppm	ppm	ppm	ppm	ppm	ppm	ppm	ppm	ppm
Avg	**.05171**	**50.018**	**1.0895**	**1.0145**	**2.2769**	**.04736**	F **2.2515**	**50.290**	**.12039**
Stddev	.00014	.025	.0079	.0015	.0008	.00064	.0002	.060	.00041
%RSD	.27522	.04998	.72619	.14376	.03438	1.3436	.00939	.11906	.33752
#1	.05181	50.035	1.0839	1.0155	2.2774	.04691	2.2514	50.248	.12067
#2	.05161	50.000	1.0951	1.0134	2.2763	.04781	2.2517	50.332	.12010
Check ?	Chk Pass	Chk Pass	Chk Pass	Chk Pass	Chk Pass	Chk Pass	Chk Fail	Chk Pass	Chk Pass
High Limit							.10000		
Low Limit							-.10000		

Elem	Co2286	Cr2055	Cu3247	Fe2599	K_7664	Li6707	Mg2790	Mn2576	Mo2020
Line	228.616 {447}	205.560 {464}	324.754 {104}	259.940 {130}	766.490 { 44}	670.784 { 50}	279.079 {121}2	257.610 {131}	202.030 {467}
Units	ppm	ppm	ppm	ppm	ppm	ppm	ppm	ppm	ppm
Avg	**.50324**	**.24910**	**.76361**	**19.566**	**49.873**	**1.0044**	**50.793**	**.59734**	**1.0643**
Stddev	.00038	.00021	.00421	.050	.037	.0026	.014	.00031	.0040
%RSD	.07535	.08524	.55113	.25301	.07331	.25478	.02757	.05202	.37253
#1	.50351	.24895	.76658	19.531	49.847	1.0026	50.783	.59712	1.0671
#2	.50297	.24925	.76063	19.601	49.899	1.0062	50.803	.59756	1.0615
Check ?	Chk Pass	Chk Pass	Chk Pass	Chk Pass	Chk Pass	Chk Pass	Chk Pass	Chk Pass	Chk Pass
High Limit									
Low Limit									

Elem	Na8183	Ni2316	P_1782	Pb2203	S_1820	Sb2068	Se1960	Si2881	SiO2
Line	818.326 { 41}	231.604 {446}	178.284 {489}	220.353 {453}	182.034 {485}	206.833 {463}	196.090 {472}	288.158 {117}	288.158 {117}2
Units	ppm	ppm	ppm	ppm	ppm	ppm	ppm	ppm	ppm
Avg	**54.032**	**.54371**	W **10.714**	**1.0740**	**2.8185**	**.48324**	**2.2489**	**3.8854**	**8.3149**
Stddev	.068	.00017	.015	.0018	.0133	.00820	.0168	.0360	.0771
%RSD	.12551	.03106	.14192	.16922	.47036	1.6973	.74526	.92684	.92684
#1	53.984	.54359	10.704	1.0727	2.8091	.47744	2.2607	3.9109	8.3693
#2	54.080	.54383	10.725	1.0753	2.8279	.48904	2.2370	3.8600	8.2604
Check ?	Chk Pass	Chk Pass	Chk Warn	Chk Pass	Chk Pass	Chk Pass	Chk Pass	Chk Pass	Chk Pass
High Limit			2.0000						
Low Limit			-1.0000						

Elem	Sn1899	Sr4077	Th2837	Ti3349	Tl1908	U_3701	V_2924	Zn2062	Zr3391
Line	189.989 {477}	407.771 { 83}	283.730 {119}	334.904 {101}	190.856 {477}	370.152 { 91}	292.402 {115}	206.200 {163}	339.198 { 99}
Units	ppm	ppm	ppm	ppm	ppm	ppm	ppm	ppm	ppm
Avg	W **2.0319**	**.97663**	**.97407**	**1.3629**	**2.0770**	**2.1266**	**.53733**	**1.1971**	**.55791**
Stddev	.0032	.00347	.00050	.0041	.0525	.0814	.00101	.0065	.00881
%RSD	.15946	.35579	.05118	.30036	2.5269	3.8258	.18880	.54233	1.5795
#1	2.0342	.97417	.97442	1.3600	2.1142	2.1842	.53805	1.1925	.55168
#2	2.0296	.97908	.97372	1.3658	2.0399	2.0691	.53662	1.2017	.56414
Check ?	Chk Warn	Chk Pass	Chk Pass	Chk Pass	Chk Pass	Chk Pass	Chk Pass	Chk Pass	Chk Pass
High Limit	2.0000								
Low Limit	-.05000								

Int. Std.	Y_2243	Y_3600	Y_3774
Line	224.306 {450}	360.073 { 94}	377.433 { 89}
Units	Cts/S	Cts/S	Cts/S
Avg	**2640.0**	**41075.**	**2308.5**
Stddev	10.8	136.	.7
%RSD	.40741	.33052	.02942
#1	2632.4	41171.	2308.1
#2	2647.6	40979.	2309.0

Sample Name: 280-82931-A-19-E MSD Acquired: 5/19/2016 5:26:12 Type: Unk
Method: 6500_025(v6) Mode: CONC Corr. Factor: 1.000000
User: CRHOADES Prep Date: Custom ID2: Custom ID3:
Comment: 325512 6010C soil Q4

Elem	Ag3280	Al3092	As1890	B_2089	Ba4554	Be3130	Bi2230	Ca3179	Cd2288
Line	328.068 {103}	309.271 {109}	189.042 {478}	208.959 {461}	455.403 { 74}	313.042 {108}	223.061 {451}	317.933 {106}	228.802 {447}
Units	ppm	ppm	ppm	ppm	ppm	ppm	ppm	ppm	ppm
Avg	**.05361**	**57.146**	**1.1107**	**1.0404**	**2.4112**	**.04951**	F **2.2831**	**53.067**	**.12295**
Stddev	.00081	1.406	.0145	.0174	.0533	.00076	.0391	1.116	.00183
%RSD	1.5104	2.4595	1.3016	1.6756	2.2093	1.5349	1.7144	2.1028	1.4889
#1	.05304	56.152	1.1004	1.0281	2.3735	.04898	2.2554	52.278	.12165
#2	.05418	58.139	1.1209	1.0528	2.4488	.05005	2.3107	53.856	.12424
Check ?	Chk Pass	Chk Pass	Chk Pass	Chk Pass	Chk Pass	Chk Pass	Chk Fail	Chk Pass	Chk Pass
High Limit							.10000		
Low Limit							-.10000		

Elem	Co2286	Cr2055	Cu3247	Fe2599	K_7664	Li6707	Mg2790	Mn2576	Mo2020
Line	228.616 {447}	205.560 {464}	324.754 {104}	259.940 {130}	766.490 { 44}	670.784 { 50}	279.079 {121}2	257.610 {131}	202.030 {467}
Units	ppm	ppm	ppm	ppm	ppm	ppm	ppm	ppm	ppm
Avg	**.51289**	**.25967**	**.80536**	**22.674**	**52.797**	**1.0463**	**52.728**	**.63045**	**1.0944**
Stddev	.00937	.00345	.00232	.341	1.025	.0042	.122	.00100	.0159
%RSD	1.8274	1.3279	.28752	1.5031	1.9409	.39809	.23044	.15880	1.4546
#1	.50626	.25723	.80372	22.433	52.072	1.0434	52.642	.62974	1.0831
#2	.51952	.26211	.80700	22.915	53.521	1.0493	52.814	.63116	1.1056
Check ?	Chk Pass	Chk Pass	Chk Pass	Chk Pass	Chk Pass	Chk Pass	Chk Pass	Chk Pass	Chk Pass
High Limit									
Low Limit									

Elem	Na8183	Ni2316	P_1782	Pb2203	S_1820	Sb2068	Se1960	Si2881	SiO2
Line	818.326 { 41}	231.604 {446}	178.284 {489}	220.353 {453}	182.034 {485}	206.833 {463}	196.090 {472}	288.158 {117}	288.158 {117}2
Units	ppm	ppm	ppm	ppm	ppm	ppm	ppm	ppm	ppm
Avg	**56.261**	**.56063**	W **10.966**	**1.1146**	**2.9001**	**.49383**	**2.2475**	**4.1589**	**8.9000**
Stddev	.479	.00855	.195	.0179	.0449	.01061	.0409	.0578	.1238
%RSD	.85204	1.5243	1.7778	1.6039	1.5468	2.1480	1.8190	1.3910	1.3910
#1	56.600	.55459	10.828	1.1020	2.8684	.48633	2.2186	4.1180	8.8125
#2	55.922	.56667	11.104	1.1273	2.9318	.50133	2.2764	4.1998	8.9875
Check ?	Chk Pass	Chk Pass	Chk Warn	Chk Pass	Chk Pass	Chk Pass	Chk Pass	Chk Pass	Chk Pass
High Limit			2.0000						
Low Limit			-1.0000						

Elem	Sn1899	Sr4077	Th2837	Ti3349	Tl1908	U_3701	V_2924	Zn2062	Zr3391
Line	189.989 {477}	407.771 { 83}	283.730 {119}	334.904 {101}	190.856 {477}	370.152 { 91}	292.402 {115}	206.200 {163}	339.198 { 99}
Units	ppm	ppm	ppm	ppm	ppm	ppm	ppm	ppm	ppm
Avg	W **2.0853**	**1.0287**	**1.0027**	**1.4075**	**2.0609**	**2.1862**	**.55924**	**1.3019**	**.56602**
Stddev	.0382	.0210	.0036	.0036	.0117	.0593	.00142	.0010	.00486
%RSD	1.8330	2.0371	.36035	.25207	.56811	2.7129	.25431	.07589	.85823
#1	2.0583	1.0139	1.0001	1.4050	2.0691	2.2281	.56025	1.3012	.56259
#2	2.1123	1.0435	1.0053	1.4100	2.0526	2.1443	.55824	1.3026	.56946
Check ?	Chk Warn	Chk Pass	Chk Pass	Chk Pass	Chk Pass	Chk Pass	Chk Pass	Chk Pass	Chk Pass
High Limit	2.0000								
Low Limit	-.05000								

Int. Std.	Y_2243	Y_3600	Y_3774
Line	224.306 {450}	360.073 { 94}	377.433 { 89}
Units	Cts/S	Cts/S	Cts/S
Avg	**2637.1**	**40564.**	**2228.6**
Stddev	49.7	164.	55.2
%RSD	1.8864	.40314	2.4770
#1	2672.3	40679.	2267.6
#2	2601.9	40448.	2189.6

Sample Name: 280-82931-A-19-C PDS Acquired: 5/19/2016 5:28:39 Type: Unk
Method: 6500_025(v6) Mode: CONC Corr. Factor: 1.000000
User: CRHOADES Prep Date: Custom ID2: Custom ID3:
Comment: 325512 6010C soil Q4

Elem	Ag3280	Al3092	As1890	B_2089	Ba4554	Be3130	Bi2230	Ca3179	Cd2288
Line	328.068 {103}	309.271 {109}	189.042 {478}	208.959 {461}	455.403 { 74}	313.042 {108}	223.061 {451}	317.933 {106}	228.802 {447}
Units	ppm	ppm	ppm	ppm	ppm	ppm	ppm	ppm	ppm
Avg	**.01056**	**41.273**	**.21835**	**.10622**	**.33298**	**.04578**	**.00376**	**20.579**	**.06744**
Stddev	.00023	1.009	.00321	.00223	.00858	.00117	.00517	.455	.00040
%RSD	2.1985	2.4447	1.4722	2.0999	2.5762	2.5509	137.37	2.2134	.59058
#1	.01040	40.559	.22063	.10780	.32691	.04495	.00742	20.257	.06773
#2	.01073	41.986	.21608	.10464	.33905	.04661	.00011	20.901	.06716
Check ?	Chk Pass	Chk Pass	Chk Pass	Chk Pass	Chk Pass	Chk Pass	Chk Pass	Chk Pass	Chk Pass
High Limit									
Low Limit									

Elem	Co2286	Cr2055	Cu3247	Fe2599	K_7664	Li6707	Mg2790	Mn2576	Mo2020
Line	228.616 {447}	205.560 {464}	324.754 {104}	259.940 {130}	766.490 { 44}	670.784 { 50}	279.079 {121}2	257.610 {131}	202.030 {467}
Units	ppm	ppm	ppm	ppm	ppm	ppm	ppm	ppm	ppm
Avg	**.05011**	**.09306**	**.57746**	**19.514**	**19.831**	**.11449**	**20.172**	**.16988**	**.05703**
Stddev	.00040	.00048	.00054	.392	.193	.00142	.024	.00009	.00035
%RSD	.79756	.51547	.09301	2.0079	.97144	1.2390	.11840	.05284	.60868
#1	.05040	.09340	.57708	19.237	19.694	.11348	20.155	.16981	.05728
#2	.04983	.09272	.57784	19.791	19.967	.11549	20.189	.16994	.05679
Check ?	Chk Pass	Chk Pass	Chk Pass	Chk Pass	Chk Pass	Chk Pass	Chk Pass	Chk Pass	Chk Pass
High Limit									
Low Limit									

Elem	Na8183	Ni2316	P_1782	Pb2203	S_1820	Sb2068	Se1960	Si2881	SiO2
Line	818.326 { 41}	231.604 {446}	178.284 {489}	220.353 {453}	182.034 {485}	206.833 {463}	196.090 {472}	288.158 {117}	288.158 {117}2
Units	ppm	ppm	ppm	ppm	ppm	ppm	ppm	ppm	ppm
Avg	**22.589**	**.09423**	W **2.4373**	**.70845**	**.62704**	**.10659**	**.22318**	**6.3715**	**13.635**
Stddev	.237	.00120	.0217	.00323	.00595	.00110	.01116	.0763	.163
%RSD	1.0513	1.2752	.89143	.45611	.94855	1.0283	5.0012	1.1974	1.1974
#1	22.422	.09508	2.4526	.71073	.63124	.10736	.21529	6.3176	13.520
#2	22.757	.09338	2.4219	.70616	.62283	.10581	.23108	6.4255	13.750
Check ?	Chk Pass	Chk Pass	Chk Warn	Chk Pass	Chk Pass	Chk Pass	Chk Pass	Chk Pass	Chk Pass
High Limit			2.0000						
Low Limit			-1.0000						

Elem	Sn1899	Sr4077	Th2837	Ti3349	Tl1908	U_3701	V_2924	Zn2062	Zr3391
Line	189.989 {477}	407.771 { 83}	283.730 {119}	334.904 {101}	190.856 {477}	370.152 { 91}	292.402 {115}	206.200 {163}	339.198 { 99}
Units	ppm	ppm	ppm	ppm	ppm	ppm	ppm	ppm	ppm
Avg	**.11252**	**.06848**	**.20037**	**.23559**	**.19720**	**.49158**	**.08527**	**.91526**	**.06406**
Stddev	.00113	.00067	.00071	.00261	.00189	.00266	.00085	.00221	.00498
%RSD	1.0026	.97129	.35568	1.1095	.95718	.54183	.99991	.24110	7.7732
#1	.11172	.06801	.20088	.23374	.19854	.49346	.08587	.91370	.06758
#2	.11331	.06895	.19987	.23744	.19587	.48970	.08467	.91682	.06054
Check ?	Chk Pass	Chk Pass	Chk Pass	Chk Pass	Chk Pass	Chk Pass	Chk Pass	Chk Pass	Chk Pass
High Limit									
Low Limit									

Int. Std.	Y_2243	Y_3600	Y_3774
Line	224.306 {450}	360.073 { 94}	377.433 { 89}
Units	Cts/S	Cts/S	Cts/S
Avg	**2667.1**	**41051.**	**2233.4**
Stddev	45.3	18.	62.9
%RSD	1.6984	.04387	2.8177
#1	2635.1	41064.	2277.9
#2	2699.1	41038.	2188.9

Sample Name: CCVH-3894253 Acquired: 5/19/2016 5:31:13 Type: QC
Method: 6500_025(v6) Mode: CONC Corr. Factor: 1.000000
User: CRHOADES Prep Date: Custom ID2: Custom ID3:
Comment:

Elem	Ag3280	Al3092	As1890	B_2089	Ba4554	Be3130	Bi2230	Ca3179	Cd2288	Co2286	Cr2055
Units	ppm	ppm	ppm	ppm	ppm	ppm	ppm	ppm	ppm	ppm	ppm
Avg	**.00000**	**51.836**	**.00347**	**.00473**	**-.00030**	**.00055**	F **1.1149**	**-.00791**	**-.00061**	**-.00154**	**.00058**
Stddev	.00012	.015	.00432	.00068	.00037	.00004	.0013	.00723	.00004	.00002	.00015
%RSD	2596.6	.02951	124.22	14.299	124.23	7.3362	.11908	91.419	6.4868	1.3839	25.794
#1	.00009	51.847	.00042	.00425	-.00057	.00058	1.1140	-.00280	-.00058	-.00155	.00068
#2	-.00008	51.825	.00653	.00521	-.00004	.00052	1.1158	-.01302	-.00063	-.00152	.00047
Check ?	None	Chk Pass	None	None	None	None	Chk Fail	None	None	None	None
Value							1.0000				
Range							10.490%				

Elem	Cu3247	Fe2714	K_7664	Li6707	Mg2790	Mn2576	Mo2020	Na8183	Ni2316	P_1782	Pb2203
Units	ppm	ppm	ppm	ppm	ppm	ppm	ppm	ppm	ppm	ppm	ppm
Avg	**.00127**	**48.978**	**.10421**	**.00426**	**.02011**	**-.00021**	**.00012**	**256.34**	**.00122**	**.00333**	**-.00035**
Stddev	.00030	.416	.04394	.00253	.00196	.00005	.00007	.44	.00012	.00338	.00152
%RSD	23.602	.84971	42.165	59.346	9.7512	21.958	62.904	.16984	9.7726	101.57	431.64
#1	.00148	48.684	.13528	.00247	.02150	-.00024	.00006	256.03	.00131	.00094	.00072
#2	.00106	49.273	.07314	.00605	.01872	-.00018	.00017	256.65	.00114	.00572	-.00143
Check ?	None	Chk Pass	None	None	None	None	None	Chk Pass	None	None	None
Value											
Range											

Elem	S_1820	Sb2068	Se1960	Si2881	SiO2	Sn1899	Sr4077	Th2837	Ti3349	Tl1908	U_3701
Units	ppm	ppm	ppm	ppm	ppm	ppm	ppm	ppm	ppm	ppm	ppm
Avg	W **5.3448**	**-.00618**	**.00592**	**-.01550**	**-.03316**	**.00126**	**.00041**	W **4.7198**	**.00539**	**-.00112**	W **10.525**
Stddev	.0546	.00045	.01022	.01618	.03463	.00029	.00024	.0061	.00108	.00514	.104
%RSD	1.0217	7.2417	172.62	104.41	104.41	23.362	59.917	.12902	20.016	459.31	.99065
#1	5.3062	-.00650	-.00131	-.00406	-.00868	.00147	.00058	4.7241	.00462	-.00476	10.452
#2	5.3834	-.00587	.01315	-.02694	-.05765	.00105	.00023	4.7155	.00615	.00252	10.599
Check ?	Chk Warn	None	None	None	None	None	None	Chk Warn	None	None	Chk Warn
Value	5.0000							5.0000			10.000
Range	5.0000%							-5.0000%			5.0000%

Elem	V_2924	Zn2062	Zr3391
Units	ppm	ppm	ppm
Avg	**.00965**	**.00002**	**.05412**
Stddev	.00040	.00014	.00270
%RSD	4.1625	657.73	4.9799
#1	.00936	-.00008	.05222
#2	.00993	.00012	.05603
Check ?	None	None	None
Value			
Range			

Int. Std.	Y_2243	Y_3600	Y_3774
Units	Cts/S	Cts/S	Cts/S
Avg	**2624.8**	**41020.**	**2210.3**
Stddev	2.4	84.	13.4
%RSD	.09228	.20573	.60576
#1	2623.1	40960.	2219.7
#2	2626.5	41080.	2200.8

Sample Name: CCV-3894251 Acquired: 5/19/2016 5:33:51 Type: QC
Method: 6500_025(v6) Mode: CONC Corr. Factor: 1.000000
User: CRHOADES Prep Date: Custom ID2: Custom ID3:
Comment:

Elem	Ag3280	Al1670	As1890	B_2089	Ba4554	Be3130	Bi2230	Ca3179	Cd2288	Co2286	Cr2055	Cu3247
Units	ppm	ppm	ppm	ppm	ppm	ppm	ppm	ppm	ppm	ppm	ppm	ppm
Avg	**.49457**	F **.55717**	**1.0646**	**.50383**	**.50597**	**.46934**	**-.00246**	**4.9452**	**.50750**	**.50688**	**.50981**	**.52007**
Stddev	.00237	.00067	.0146	.00828	.01176	.00460	.00059	.0571	.01340	.01087	.00968	.00115
%RSD	.47888	.11989	1.3711	1.6425	2.3250	.98056	23.991	1.1553	2.6412	2.1438	1.8987	.22046
#1	.49624	.55670	1.0543	.49798	.51429	.47260	-.00288	4.9856	.49802	.49919	.50296	.51926
#2	.49289	.55764	1.0750	.50968	.49765	.46609	-.00205	4.9048	.51697	.51456	.51665	.52088
Check ?	Chk Pass	Chk Fail	Chk Pass	Chk Pass	Chk Pass	Chk Pass	None	Chk Pass	Chk Pass	Chk Pass	Chk Pass	Chk Pass
Value		.50000										
Range		10.490%										

Elem	Fe2599	K_7664	Li6707	Mg2790	Mn2576	Mo2020	Na5895	Ni2316	P_1782	Pb2203	S_1820	Sb2068
Units	ppm	ppm	ppm	ppm	ppm	ppm	ppm	ppm	ppm	ppm	ppm	ppm
Avg	**2.3861**	**49.131**	**.99129**	**19.169**	**.47124**	**.51547**	**5.1019**	**.49986**	**1.0031**	**1.0296**	**.04091**	**1.0316**
Stddev	.0023	.984	.00545	.022	.00036	.00730	.0004	.00996	.0298	.0247	.00519	.0243
%RSD	.09487	2.0030	.55028	.11665	.07707	1.4168	.00718	1.9922	2.9722	2.3956	12.696	2.3531
#1	2.3845	49.827	.98743	19.185	.47150	.51030	5.1022	.49282	.98201	1.0121	.04458	1.0144
#2	2.3877	48.435	.99515	19.153	.47098	.52063	5.1016	.50690	1.0242	1.0470	.03724	1.0487
Check ?	Chk Pass	Chk Pass	Chk Pass	Chk Pass	Chk Pass	Chk Pass	Chk Pass	Chk Pass	Chk Pass	Chk Pass	None	Chk Pass
Value												
Range												

Elem	Se1960	Si2881	SiO2	Sn1899	Sr4077	Th2837	Ti3349	Tl1908	U_3701	V_2924	Zn2062	Zr3391
Units	ppm	ppm	ppm	ppm	ppm	ppm	ppm	ppm	ppm	ppm	ppm	ppm
Avg	**1.0858**	**4.8078**	**10.289**	**1.0379**	**.48482**	**-.00233**	**.46830**	**1.0843**	**.02618**	**.48825**	**.46294**	**.51321**
Stddev	.0313	.0190	.041	.0261	.00966	.00289	.00059	.0126	.03634	.00060	.00108	.00199
%RSD	2.8789	.39606	.39606	2.5166	1.9925	124.03	.12544	1.1641	138.79	.12269	.23378	.38703
#1	1.0637	4.7944	10.260	1.0194	.49165	-.00438	.46872	1.0754	.05188	.48867	.46370	.51180
#2	1.1079	4.8213	10.318	1.0564	.47799	-.00029	.46789	1.0933	.00049	.48782	.46217	.51461
Check ?	Chk Pass	Chk Pass	Chk Pass	Chk Pass	Chk Pass	None	Chk Pass	Chk Pass	None	Chk Pass	Chk Pass	Chk Pass
Value												
Range												

Int. Std.	Y_2243	Y_3600	Y_3774
Units	Cts/S	Cts/S	Cts/S
Avg	**2629.3**	**40733.**	**2144.2**
Stddev	17.2	8.	44.0
%RSD	.65552	.02052	2.0506
#1	2617.1	40727.	2113.1
#2	2641.5	40738.	2175.3

Sample Name: CCB Acquired: 5/19/2016 5:36:23 Type: QC
Method: 6500_025(v6) Mode: CONC Corr. Factor: 1.000000
User: CRHOADES Prep Date: Custom ID2: Custom ID3:
Comment:

Elem	Ag3280	Al1670	As1890	B_2089	Ba4554	Be3130	Bi2230	Ca3179	Cd2288	Co2286	Cr2055
Units	ppm	ppm	ppm	ppm	ppm	ppm	ppm	ppm	ppm	ppm	ppm
Avg	**-.00062**	**.00247**	**.00299**	**.00308**	**-.00107**	**.00025**	**.00204**	**-.01769**	**-.00014**	**-.00008**	**.00014**
Stddev	.00002	.00001	.00237	.00030	.00079	.00012	.00248	.00518	.00015	.00027	.00016
%RSD	3.6572	.36363	79.307	9.6825	73.580	46.729	121.26	29.271	110.67	323.16	118.24
#1	-.00061	.00246	.00131	.00329	-.00051	.00017	.00380	-.02135	-.00003	-.00028	.00002
#2	-.00064	.00248	.00466	.00287	-.00163	.00033	.00029	-.01403	-.00024	.00011	.00025
Check ?	Chk Pass	Chk Pass	Chk Pass	Chk Pass	Chk Pass	Chk Pass	Chk Pass	Chk Pass	Chk Pass	Chk Pass	Chk Pass
High Limit											
Low Limit											

Elem	Cu3247	Fe2599	K_7664	Li6707	Mg2790	Mn2576	Mo2020	Na5895	Ni2316	P_1782	Pb2203
Units	ppm	ppm	ppm	ppm	ppm	ppm	ppm	ppm	ppm	ppm	ppm
Avg	**-.00052**	**.00478**	**.06698**	**.00382**	**.00135**	**.00015**	**.00221**	**.13643**	**-.00084**	**.00188**	**.00005**
Stddev	.00004	.00084	.07817	.00437	.00024	.00001	.00100	.00579	.00027	.00148	.00050
%RSD	7.9207	17.596	116.71	114.20	17.423	6.9210	45.104	4.2439	32.158	78.649	1020.1
#1	-.00054	.00419	.12226	.00074	.00118	.00016	.00150	.14052	-.00065	.00083	-.00030
#2	-.00049	.00538	.01170	.00691	.00152	.00014	.00291	.13233	-.00103	.00292	.00040
Check ?	Chk Pass	Chk Pass	Chk Pass	Chk Pass	Chk Pass	Chk Pass	Chk Pass	Chk Pass	Chk Pass	Chk Pass	Chk Pass
High Limit											
Low Limit											

Elem	S_1820	Sb2068	Se1960	Si2881	SiO2	Sn1899	Sr4077	Th2837	Ti3349	Tl1908	U_3701
Units	ppm	ppm	ppm	ppm	ppm	ppm	ppm	ppm	ppm	ppm	ppm
Avg	**.02952**	W **.00849**	**.00716**	**.02198**	**.04703**	**.00138**	**.00045**	**.00058**	**-.00040**	**.00476**	**-.02190**
Stddev	.00609	.00222	.00114	.01960	.04193	.00047	.00015	.00106	.00063	.00040	.02848
%RSD	20.632	26.152	15.895	89.165	89.165	34.240	33.836	182.49	157.52	8.4565	130.02
#1	.02522	.00692	.00797	.03583	.07668	.00105	.00035	.00133	.00005	.00447	-.04204
#2	.03383	.01005	.00636	.00812	.01738	.00172	.00056	-.00017	-.00084	.00504	-.00177
Check ?	Chk Pass	Chk Warn	Chk Pass	Chk Pass	Chk Pass	Chk Pass	Chk Pass	Chk Pass	Chk Pass	Chk Pass	Chk Pass
High Limit		.00100									
Low Limit		-.00100									

Elem	V_2924	Zn2062	Zr3391
Units	ppm	ppm	ppm
Avg	**.00077**	**-.00055**	**.00050**
Stddev	.00041	.00001	.00023
%RSD	53.563	1.2446	46.179
#1	.00105	-.00056	.00033
#2	.00048	-.00055	.00066
Check ?	Chk Pass	Chk Pass	Chk Pass
High Limit			
Low Limit			

Int. Std.	Y_2243	Y_3600	Y_3774
Units	Cts/S	Cts/S	Cts/S
Avg	**2675.4**	**42310.**	**2236.5**
Stddev	16.2	352.	28.0
%RSD	.60457	.83156	1.2530
#1	2686.9	42062.	2256.4
#2	2664.0	42559.	2216.7

Sample Name: CCVL-3897520 Acquired: 5/19/2016 5:38:46 Type: QC
Method: 6500_025(v6) Mode: CONC Corr. Factor: 1.000000
User: CRHOADES Prep Date: Custom ID2: Custom ID3:
Comment:

Elem	Ag3280	Al1670	As1890	B_2089	Ba4554	Be3130	Bi2230	Ca3179	Cd2288	Co2286	Cr2055	Cu3247
Units	ppm	ppm	ppm	ppm	ppm	ppm	ppm	ppm	ppm	ppm	ppm	ppm
Avg	**.00973**	**.11476**	**.01415**	**.10057**	**.00875**	**.00091**	**.11797**	**.18881**	**.00529**	**.01034**	**.01054**	**.01573**
Stddev	.00071	.00223	.00048	.00204	.00011	.00018	.00401	.00457	.00028	.00047	.00059	.00021
%RSD	7.3477	1.9403	3.4089	2.0276	1.2836	19.593	3.3958	2.4195	5.2908	4.5328	5.6229	1.3446
#1	.01023	.11633	.01449	.10201	.00867	.00104	.12080	.19204	.00549	.01068	.01096	.01558
#2	.00922	.11318	.01381	.09913	.00883	.00079	.11514	.18558	.00509	.01001	.01013	.01588
Check ?	Chk Pass	Chk Pass	Chk Pass	Chk Pass	Chk Pass	Chk Pass	Chk Pass	Chk Pass	Chk Pass	Chk Pass	Chk Pass	Chk Pass
Value												
Range												

Elem	Fe2599	K_7664	Li6707	Mg2790	Mn2576	Mo2020	Na5895	Ni2316	P_1782	Pb2203	S_1820	Sb2068
Units	ppm	ppm	ppm	ppm	ppm	ppm	ppm	ppm	ppm	ppm	ppm	ppm
Avg	**.11324**	**3.0789**	**.00884**	**.20166**	**.00984**	**.02137**	**1.1871**	**.04108**	**3.0091**	**.00987**	**.03300**	F **.02660**
Stddev	.00334	.0319	.00139	.00342	.00018	.00113	.0066	.00197	.1335	.00152	.00794	.00054
%RSD	2.9539	1.0360	15.753	1.6972	1.8718	5.2873	.55392	4.7932	4.4365	15.346	24.058	2.0465
#1	.11087	3.1014	.00982	.20408	.00997	.02217	1.1917	.04248	3.1035	.01095	.03861	.02699
#2	.11560	3.0563	.00785	.19924	.00971	.02057	1.1824	.03969	2.9147	.00880	.02739	.02622
Check ?	Chk Pass	Chk Pass	Chk Pass	Chk Pass	Chk Pass	Chk Pass	Chk Pass	Chk Pass	Chk Pass	Chk Pass	None	Chk Fail
Value												.02000
Range												30.000%

Elem	Se1960	Si2881	SiO2	Sn1899	Sr4077	Th2837	Ti3349	Tl1908	U_3701	V_2924	Zn2062	Zr3391
Units	ppm	ppm	ppm	ppm	ppm	ppm	ppm	ppm	ppm	ppm	ppm	ppm
Avg	**.01901**	**.50235**	**1.0750**	**.10742**	**.01022**	**.01505**	**.00883**	**.01195**	F **.03606**	**.01028**	**.01951**	**.01525**
Stddev	.00969	.06530	.1398	.00468	.00007	.00227	.00001	.00229	.01211	.00048	.00167	.00237
%RSD	50.955	13.000	13.000	4.3524	.65290	15.094	.12661	19.181	33.600	4.6555	8.5687	15.574
#1	.02586	.54853	1.1739	.11072	.01027	.01666	.00882	.01357	.04462	.01062	.02069	.01693
#2	.01216	.45618	.97622	.10411	.01017	.01344	.00884	.01033	.02749	.00994	.01832	.01357
Check ?	Chk Pass	Chk Pass	Chk Pass	Chk Pass	Chk Pass	Chk Pass	Chk Pass	Chk Pass	Chk Fail	Chk Pass	Chk Pass	Chk Pass
Value									.06000			
Range									-30.000%			

Int. Std.	Y_2243	Y_3600	Y_3774
Units	Cts/S	Cts/S	Cts/S
Avg	**2745.1**	**42371.**	**2277.2**
Stddev	66.4	3.	32.0
%RSD	2.4190	.00747	1.4036
#1	2698.2	42369.	2299.8
#2	2792.1	42374.	2254.6

Sample Name: MB 280-325569/1-A Acquired: 5/19/2016 5:41:27 Type: Unk
Method: 6500_025(v6) Mode: CONC Corr. Factor: 1.000000
User: CRHOADES Prep Date: 5/18 Custom ID2: Custom ID3:
Comment: 325569 6010C Q5

Elem	Ag3280	Al1670	As1890	B_2089	Ba4554	Be3130	Bi2230	Ca3179	Cd2288
Line	328.068 {103}	167.079 {502}	189.042 {478}	208.959 {461}	455.403 { 74}	313.042 {108}	223.061 {451}	317.933 {106}	228.802 {447}
Units	ppm	ppm	ppm	ppm	ppm	ppm	ppm	ppm	ppm
Avg	**-.00004**	**.03899**	**.00000**	**.00102**	**-.00025**	**.00021**	**-.00060**	**.04651**	**-.00018**
Stddev	.00085	.00035	.00495	.00050	.00044	.00017	.00052	.00256	.00007
%RSD	2316.0	.88869	269090.	49.120	176.03	80.251	86.254	5.5140	35.898
#1	-.00064	.03923	-.00350	.00067	-.00057	.00009	-.00023	.04833	-.00023
#2	.00057	.03874	.00351	.00138	.00006	.00034	-.00097	.04470	-.00014
Check ?	Chk Pass	Chk Pass	Chk Pass	Chk Pass	Chk Pass	Chk Pass	Chk Pass	Chk Pass	Chk Pass
High Limit									
Low Limit									

Elem	Co2286	Cr2055	Cu3247	Fe2599	K_7664	Li6707	Mg2790	Mn2576	Mo2020
Line	228.616 {447}	205.560 {464}	324.754 {104}	259.940 {130}	766.490 { 44}	670.784 { 50}	279.079 {121}2	257.610 {131}	202.030 {467}
Units	ppm	ppm	ppm	ppm	ppm	ppm	ppm	ppm	ppm
Avg	**.00040**	**.00062**	**-.00016**	**.01750**	**.06798**	**.00140**	**.00808**	**.00061**	**-.00008**
Stddev	.00016	.00041	.00007	.00310	.03492	.00020	.00097	.00007	.00053
%RSD	39.368	66.331	43.736	17.729	51.364	14.651	12.001	12.159	633.86
#1	.00052	.00033	-.00011	.01969	.09267	.00125	.00877	.00066	-.00046
#2	.00029	.00091	-.00021	.01530	.04329	.00154	.00739	.00056	.00029
Check ?	Chk Pass	Chk Pass	Chk Pass	Chk Pass	Chk Pass	Chk Pass	Chk Pass	Chk Pass	Chk Pass
High Limit									
Low Limit									

Elem	Na5895	Ni2316	P_1782	Pb2203	S_1820	Sb2068	Se1960	Si2881	SiO2
Line	589.592 { 57}	231.604 {446}	178.284 {489}	220.353 {453}	182.034 {485}	206.833 {463}	196.090 {472}	288.158 {117}	288.158 {117}2
Units	ppm	ppm	ppm	ppm	ppm	ppm	ppm	ppm	ppm
Avg	**.16992**	**-.00026**	**-.00070**	**.00067**	**.04527**	W **.00630**	**.00008**	**.04048**	**.08663**
Stddev	.02595	.00015	.00077	.00087	.00012	.00135	.00073	.00239	.00512
%RSD	15.274	57.603	110.21	129.15	.26880	21.465	886.86	5.9046	5.9046
#1	.18827	-.00036	-.00125	.00006	.04536	.00726	-.00043	.03879	.08301
#2	.15156	-.00015	-.00016	.00128	.04519	.00535	.00060	.04217	.09025
Check ?	Chk Pass	Chk Pass	Chk Pass	Chk Pass	Chk Pass	Chk Warn	Chk Pass	Chk Pass	None
High Limit						.00500			
Low Limit						-.00500			

Elem	Sn1899	Sr4077	Th2837	Ti3349	Tl1908	U_3701	V_2924	Zn2062	Zr3391
Line	189.989 {477}	407.771 { 83}	283.730 {119}	334.904 {101}	190.856 {477}	370.152 { 91}	292.402 {115}	206.200 {163}	339.198 { 99}
Units	ppm	ppm	ppm	ppm	ppm	ppm	ppm	ppm	ppm
Avg	**.00079**	**.00040**	**.00131**	**.00037**	**-.00256**	**.00389**	**.00043**	**.00137**	**-.00289**
Stddev	.00034	.00008	.00102	.00045	.00111	.03783	.00082	.00002	.00217
%RSD	43.511	20.250	77.817	120.57	43.627	972.02	191.50	1.2650	75.073
#1	.00103	.00046	.00203	.00068	-.00177	-.02286	-.00015	.00136	-.00443
#2	.00055	.00034	.00059	.00005	-.00334	.03064	.00101	.00139	-.00136
Check ?	Chk Pass	Chk Pass	Chk Pass	Chk Pass	Chk Pass	Chk Pass	Chk Pass	Chk Pass	Chk Pass
High Limit									
Low Limit									

Int. Std.	Y_2243	Y_3600	Y_3774
Line	224.306 {450}	360.073 { 94}	377.433 { 89}
Units	Cts/S	Cts/S	Cts/S
Avg	**2715.1**	**42262.**	**2211.1**
Stddev	11.0	541.	19.7
%RSD	.40442	1.2795	.89171
#1	2707.4	41880.	2225.1
#2	2722.9	42644.	2197.2

Sample Name: LCS 280-325569/2-A Acquired: 5/19/2016 5:43:50 Type: Unk
Method: 6500_025(v6) Mode: CONC Corr. Factor: 1.000000
User: CRHOADES Prep Date: Custom ID2: Custom ID3:
Comment: 325569 6010C Q5

Elem	Ag3280	Al1670	As1890	B_2089	Ba4554	Be3130	Bi2230	Ca3179	Cd2288
Line	328.068 {103}	167.079 {502}	189.042 {478}	208.959 {461}	455.403 { 74}	313.042 {108}	223.061 {451}	317.933 {106}	228.802 {447}
Units	ppm	ppm	ppm	ppm	ppm	ppm	ppm	ppm	ppm
Avg	**.05008**	**2.1265**	**1.0847**	**1.0238**	**1.9429**	**.04574**	**2.2226**	**46.648**	**.09981**
Stddev	.00003	.0041	.0031	.0027	.0178	.00057	.0005	.520	.00032
%RSD	.05346	.19400	.28416	.26429	.91715	1.2495	.02339	1.1156	.32180
#1	.05006	2.1236	1.0869	1.0219	1.9555	.04615	2.2222	47.016	.09958
#2	.05010	2.1294	1.0825	1.0257	1.9303	.04534	2.2229	46.280	.10004
Check ?	Chk Pass	Chk Pass	Chk Pass	Chk Pass	Chk Pass	Chk Pass	None	Chk Pass	Chk Pass
High Limit									
Low Limit									

Elem	Co2286	Cr2055	Cu3247	Fe2599	K_7664	Li6707	Mg2790	Mn2576	Mo2020
Line	228.616 {447}	205.560 {464}	324.754 {104}	259.940 {130}	766.490 { 44}	670.784 { 50}	279.079 {121}2	257.610 {131}	202.030 {467}
Units	ppm	ppm	ppm	ppm	ppm	ppm	ppm	ppm	ppm
Avg	**.48917**	**.20126**	**.26250**	**.92681**	**46.839**	**.96494**	**48.201**	**.46511**	**1.0630**
Stddev	.00113	.00096	.00090	.00572	.403	.00580	.002	.00003	.0012
%RSD	.23009	.47509	.34241	.61763	.86026	.60091	.00350	.00622	.10995
#1	.48837	.20058	.26187	.93085	47.124	.96904	48.200	.46513	1.0638
#2	.48996	.20193	.26314	.92276	46.554	.96084	48.203	.46509	1.0622
Check ?	Chk Pass	Chk Pass	Chk Pass	Chk Pass	Chk Pass	Chk Pass	Chk Pass	Chk Pass	Chk Pass
High Limit									
Low Limit									

Elem	Na8183	Ni2316	P_1782	Pb2203	S_1820	Sb2068	Se1960	Si2881	SiO2
Line	818.326 { 41}	231.604 {446}	178.284 {489}	220.353 {453}	182.034 {485}	206.833 {463}	196.090 {472}	288.158 {117}	288.158 {117}2
Units	ppm	ppm	ppm	ppm	ppm	ppm	ppm	ppm	ppm
Avg	**52.827**	**.48317**	**10.248**	**.50931**	**2.1864**	**.53586**	**2.2299**	**9.4500**	**20.223**
Stddev	.591	.00187	.038	.00092	.0082	.00516	.0326	.0172	.037
%RSD	1.1191	.38651	.37421	.18154	.37340	.96215	1.4615	.18178	.18178
#1	53.245	.48185	10.221	.50997	2.1807	.53222	2.2068	9.4622	20.249
#2	52.409	.48449	10.275	.50866	2.1922	.53951	2.2529	9.4379	20.197
Check ?	Chk Pass	Chk Pass	Chk Pass	Chk Pass	None	Chk Pass	Chk Pass	Chk Pass	None
High Limit									
Low Limit									

Elem	Sn1899	Sr4077	Th2837	Ti3349	Tl1908	U_3701	V_2924	Zn2062	Zr3391
Line	189.989 {477}	407.771 { 83}	283.730 {119}	334.904 {101}	190.856 {477}	370.152 { 91}	292.402 {115}	206.200 {163}	339.198 { 99}
Units	ppm	ppm	ppm	ppm	ppm	ppm	ppm	ppm	ppm
Avg	**2.0716**	**.91810**	**.96019**	**.94631**	**2.0452**	**2.0506**	**.48003**	**.45576**	**.52175**
Stddev	.0451	.01213	.00058	.00061	.0044	.0303	.00010	.00341	.00137
%RSD	2.1775	1.3213	.06060	.06480	.21458	1.4763	.02098	.74824	.26316
#1	2.0397	.92668	.96060	.94674	2.0483	2.0291	.47996	.45817	.52272
#2	2.1035	.90952	.95978	.94587	2.0421	2.0720	.48010	.45335	.52078
Check ?	Chk Pass	Chk Pass	Chk Pass	Chk Pass	Chk Pass	Chk Pass	Chk Pass	Chk Pass	Chk Pass
High Limit									
Low Limit									

Int. Std.	Y_2243	Y_3600	Y_3774
Line	224.306 {450}	360.073 { 94}	377.433 { 89}
Units	Cts/S	Cts/S	Cts/S
Avg	**2648.5**	**41463.**	**2355.4**
Stddev	5.9	285.	17.2
%RSD	.22131	.68828	.72813
#1	2652.6	41261.	2343.3
#2	2644.4	41664.	2367.5

Sample Name: 280-83062-B-1-B Acquired: 5/19/2016 5:46:17 Type: Unk
Method: 6500_025(v6) Mode: CONC Corr. Factor: 1.000000
User: CRHOADES Prep Date: Custom ID2: Custom ID3:
Comment: 325569 6010C Q5

Elem	Ag3280	Al3092	As1890	B_2089	Ba4554	Be3130	Bi2230	Ca3179	Cd2288
Line	328.068 {103}	309.271 {109}	189.042 {478}	208.959 {461}	455.403 { 74}	313.042 {108}	223.061 {451}	317.933 {106}	228.802 {447}
Units	ppm	ppm	ppm	ppm	ppm	ppm	ppm	ppm	ppm
Avg	**-.00067**	**5.1113**	**.00171**	**.01940**	**.03166**	**.00126**	**-.00425**	**26.280**	**.00059**
Stddev	.00037	.0925	.00153	.00000	.00110	.00027	.00109	.198	.00028
%RSD	55.480	1.8106	89.904	.02427	3.4780	21.353	25.664	.75381	47.262
#1	-.00093	5.0459	.00062	.01940	.03088	.00107	-.00348	26.140	.00079
#2	-.00041	5.1767	.00279	.01941	.03244	.00145	-.00502	26.420	.00039
Check ?	Chk Pass	Chk Pass	Chk Pass	Chk Pass	Chk Pass	Chk Pass	Chk Pass	Chk Pass	Chk Pass
High Limit									
Low Limit									

Elem	Co2286	Cr2055	Cu3247	Fe2599	K_7664	Li6707	Mg2790	Mn2576	Mo2020
Line	228.616 {447}	205.560 {464}	324.754 {104}	259.940 {130}	766.490 { 44}	670.784 { 50}	279.079 {121}2	257.610 {131}	202.030 {467}
Units	ppm	ppm	ppm	ppm	ppm	ppm	ppm	ppm	ppm
Avg	**.10367**	**.00497**	**.01208**	**3.2450**	**.94524**	**.00712**	**15.119**	**1.3148**	**.00410**
Stddev	.00374	.00028	.00043	.0350	.01973	.00214	.002	.0035	.00026
%RSD	3.6046	5.6652	3.5271	1.0782	2.0869	30.082	.01073	.26606	6.2957
#1	.10631	.00517	.01238	3.2203	.93130	.00863	15.120	1.3124	.00391
#2	.10103	.00477	.01177	3.2697	.95919	.00560	15.118	1.3173	.00428
Check ?	Chk Pass	Chk Pass	Chk Pass	Chk Pass	Chk Pass	Chk Pass	Chk Pass	Chk Pass	Chk Pass
High Limit									
Low Limit									

Elem	Na5895	Ni2316	P_1782	Pb2203	S_1820	Sb2068	Se1960	Si2881	SiO2
Line	589.592 { 57}	231.604 {446}	178.284 {489}	220.353 {453}	182.034 {485}	206.833 {463}	196.090 {472}	288.158 {117}	288.158 {117}2
Units	ppm	ppm	ppm	ppm	ppm	ppm	ppm	ppm	ppm
Avg	**2.4602**	**.05616**	**.04230**	**.00542**	**44.795**	**.00527**	**.01209**	**11.681**	**24.998**
Stddev	.0003	.00163	.00190	.00298	.965	.00232	.00081	.083	.177
%RSD	.01221	2.8985	4.4991	55.058	2.1543	44.032	6.6860	.70901	.70901
#1	2.4600	.05731	.04365	.00753	45.478	.00691	.01152	11.623	24.872
#2	2.4604	.05501	.04096	.00331	44.113	.00363	.01267	11.740	25.123
Check ?	Chk Pass	Chk Pass	Chk Pass	Chk Pass	Chk Pass	Chk Pass	Chk Pass	Chk Pass	Chk Pass
High Limit									
Low Limit									

Elem	Sn1899	Sr4077	Th2837	Ti3349	Tl1908	U_3701	V_2924	Zn2062	Zr3391
Line	189.989 {477}	407.771 { 83}	283.730 {119}	334.904 {101}	190.856 {477}	370.152 { 91}	292.402 {115}	206.200 {163}	339.198 { 99}
Units	ppm	ppm	ppm	ppm	ppm	ppm	ppm	ppm	ppm
Avg	**-.00080**	**.15938**	**.00337**	**.05565**	**.01744**	W **-.06408**	**.00750**	**.04188**	**.00627**
Stddev	.00016	.00082	.00011	.00237	.00421	.03598	.00107	.00020	.00271
%RSD	20.309	.51419	3.3327	4.2599	24.138	56.158	14.307	.46707	43.211
#1	-.00069	.15880	.00345	.05397	.01447	-.08952	.00826	.04174	.00818
#2	-.00092	.15996	.00330	.05732	.02042	-.03863	.00674	.04201	.00435
Check ?	Chk Pass	Chk Pass	Chk Pass	Chk Pass	Chk Pass	Chk Warn	Chk Pass	Chk Pass	Chk Pass
High Limit						45.000			
Low Limit						-.05000			

Int. Std.	Y_2243	Y_3600	Y_3774
Line	224.306 {450}	360.073 { 94}	377.433 { 89}
Units	Cts/S	Cts/S	Cts/S
Avg	**2741.3**	**42082.**	**2286.8**
Stddev	66.2	323.	21.3
%RSD	2.4162	.76804	.93084
#1	2694.5	42311.	2301.8
#2	2788.2	41854.	2271.7

Sample Name: 280-83062-G-2-A Acquired: 5/19/2016 5:48:54 Type: Unk
Method: 6500_025(v6) Mode: CONC Corr. Factor: 1.000000
User: CRHOADES Prep Date: Custom ID2: Custom ID3:
Comment: 325569 6010C Q5

Elem	Ag3280	Al1670	As1890	B_2089	Ba4554	Be3130	Bi2230	Ca3179	Cd2288
Line	328.068 {103}	167.079 {502}	189.042 {478}	208.959 {461}	455.403 { 74}	313.042 {108}	223.061 {451}	317.933 {106}	228.802 {447}
Units	ppm	ppm	ppm	ppm	ppm	ppm	ppm	ppm	ppm
Avg	**.00014**	**1.3757**	**-.00550**	**.01186**	**.06849**	**.00024**	**-.00272**	**68.257**	**.00060**
Stddev	.00061	.0043	.00305	.00013	.00037	.00011	.00240	1.198	.00029
%RSD	447.67	.30949	55.382	1.0630	.53810	46.243	88.376	1.7553	48.210
#1	.00057	1.3787	-.00765	.01195	.06823	.00032	-.00442	67.410	.00080
#2	-.00030	1.3727	-.00335	.01177	.06875	.00016	-.00102	69.104	.00039
Check ?	Chk Pass	Chk Pass	Chk Pass	Chk Pass	Chk Pass	Chk Pass	Chk Pass	Chk Pass	Chk Pass
High Limit									
Low Limit									

Elem	Co2286	Cr2055	Cu3247	Fe2599	K_7664	Li6707	Mg2790	Mn2576	Mo2020
Line	228.616 {447}	205.560 {464}	324.754 {104}	259.940 {130}	766.490 { 44}	670.784 { 50}	279.079 {121}2	257.610 {131}	202.030 {467}
Units	ppm	ppm	ppm	ppm	ppm	ppm	ppm	ppm	ppm
Avg	**.00447**	**.00320**	**.00228**	**1.4494**	**1.2110**	**.00343**	**39.167**	**.04026**	**.00216**
Stddev	.00018	.00014	.00057	.0259	.0223	.00300	.005	.00018	.00068
%RSD	4.1336	4.4907	24.832	1.7857	1.8449	87.497	.01217	.44848	31.330
#1	.00461	.00330	.00188	1.4677	1.2268	.00131	39.164	.04014	.00168
#2	.00434	.00310	.00269	1.4311	1.1952	.00556	39.171	.04039	.00264
Check ?	Chk Pass	Chk Pass	Chk Pass	Chk Pass	Chk Pass	Chk Pass	Chk Pass	Chk Pass	Chk Pass
High Limit									
Low Limit									

Elem	Na5895	Ni2316	P_1782	Pb2203	S_1820	Sb2068	Se1960	Si2881	SiO2
Line	589.592 { 57}	231.604 {446}	178.284 {489}	220.353 {453}	182.034 {485}	206.833 {463}	196.090 {472}	288.158 {117}	288.158 {117}2
Units	ppm	ppm	ppm	ppm	ppm	ppm	ppm	ppm	ppm
Avg	**3.7775**	**.00133**	**.01893**	**.00218**	**32.586**	**.00001**	**.00023**	**8.5420**	**18.280**
Stddev	.0164	.00000	.00029	.00122	.042	.00612	.00284	.0328	.070
%RSD	.43321	.17913	1.5291	55.981	.12966	65064.	1258.7	.38444	.38444
#1	3.7890	.00133	.01873	.00131	32.616	.00434	-.00178	8.5188	18.230
#2	3.7659	.00133	.01914	.00304	32.557	-.00432	.00224	8.5652	18.330
Check ?	Chk Pass	Chk Pass	Chk Pass	Chk Pass	Chk Pass	Chk Pass	Chk Pass	Chk Pass	Chk Pass
High Limit									
Low Limit									

Elem	Sn1899	Sr4077	Th2837	Ti3349	Tl1908	U_3701	V_2924	Zn2062	Zr3391
Line	189.989 {477}	407.771 { 83}	283.730 {119}	334.904 {101}	190.856 {477}	370.152 { 91}	292.402 {115}	206.200 {163}	339.198 { 99}
Units	ppm	ppm	ppm	ppm	ppm	ppm	ppm	ppm	ppm
Avg	**.00575**	**.06945**	**.00019**	**.02759**	**-.00102**	**-.03766**	**.00326**	**.01017**	**.00217**
Stddev	.00087	.00068	.00340	.00059	.00605	.03443	.00049	.00102	.00214
%RSD	15.047	.97972	1764.1	2.1472	595.68	91.424	15.137	10.016	98.525
#1	.00514	.06993	.00260	.02801	.00326	-.06201	.00361	.01089	.00066
#2	.00637	.06897	-.00221	.02717	-.00529	-.01331	.00291	.00945	.00368
Check ?	Chk Pass	Chk Pass	Chk Pass	Chk Pass	Chk Pass	Chk Pass	Chk Pass	Chk Pass	Chk Pass
High Limit									
Low Limit									

Int. Std.	Y_2243	Y_3600	Y_3774
Line	224.306 {450}	360.073 { 94}	377.433 { 89}
Units	Cts/S	Cts/S	Cts/S
Avg	**2669.8**	**42029.**	**2247.1**
Stddev	11.6	103.	35.8
%RSD	.43523	.24585	1.5920
#1	2678.1	41956.	2272.4
#2	2661.6	42102.	2221.8

Sample Name: 280-83062-G-2-A SD@5 Acquired: 5/19/2016 5:51:32 Type: Unk
Method: 6500_025(v6) Mode: CONC Corr. Factor: 1.000000
User: CRHOADES Prep Date: Custom ID2: Custom ID3:
Comment: 325569 6010C Q5

Elem	Ag3280	Al1670	As1890	B_2089	Ba4554	Be3130	Bi2230	Ca3179	Cd2288
Line	328.068 {103}	167.079 {502}	189.042 {478}	208.959 {461}	455.403 { 74}	313.042 {108}	223.061 {451}	317.933 {106}	228.802 {447}
Units	ppm	ppm	ppm	ppm	ppm	ppm	ppm	ppm	ppm
Avg	**-.00003**	**.30724**	**-.00081**	**.00266**	**.01321**	**.00033**	**-.00303**	**13.937**	**.00024**
Stddev	.00052	.00172	.00125	.00077	.00005	.00036	.00374	.022	.00012
%RSD	1687.5	.55949	153.54	28.865	.36458	106.15	123.62	.15957	52.007
#1	.00034	.30845	-.00169	.00321	.01317	.00008	-.00567	13.953	.00033
#2	-.00040	.30602	.00007	.00212	.01324	.00059	-.00038	13.921	.00015
Check ?	Chk Pass	Chk Pass	Chk Pass	Chk Pass	Chk Pass	Chk Pass	Chk Pass	Chk Pass	Chk Pass
High Limit									
Low Limit									

Elem	Co2286	Cr2055	Cu3247	Fe2599	K_7664	Li6707	Mg2790	Mn2576	Mo2020
Line	228.616 {447}	205.560 {464}	324.754 {104}	259.940 {130}	766.490 { 44}	670.784 { 50}	279.079 {121}2	257.610 {131}	202.030 {467}
Units	ppm	ppm	ppm	ppm	ppm	ppm	ppm	ppm	ppm
Avg	**.00082**	**.00023**	**.00028**	**.29988**	**.21760**	**-.00037**	**7.8105**	**.00825**	**.00029**
Stddev	.00018	.00001	.00009	.00133	.02376	.00032	.0187	.00007	.00035
%RSD	21.829	4.7994	33.146	.44460	10.921	85.597	.24002	.79267	121.09
#1	.00095	.00024	.00034	.29894	.20080	-.00059	7.7973	.00820	.00004
#2	.00069	.00022	.00021	.30082	.23440	-.00015	7.8238	.00830	.00053
Check ?	Chk Pass	Chk Pass	Chk Pass	Chk Pass	Chk Pass	Chk Pass	Chk Pass	Chk Pass	Chk Pass
High Limit									
Low Limit									

Elem	Na5895	Ni2316	P_1782	Pb2203	S_1820	Sb2068	Se1960	Si2881	SiO2
Line	589.592 { 57}	231.604 {446}	178.284 {489}	220.353 {453}	182.034 {485}	206.833 {463}	196.090 {472}	288.158 {117}	288.158 {117}2
Units	ppm	ppm	ppm	ppm	ppm	ppm	ppm	ppm	ppm
Avg	**.85077**	**.00019**	**.00410**	**-.00043**	**6.5820**	**.00259**	**.00238**	**1.7796**	**3.8083**
Stddev	.00939	.00045	.00364	.00098	.1446	.00116	.00218	.0128	.0273
%RSD	1.1040	233.52	88.695	229.31	2.1972	44.747	91.717	.71725	.71725
#1	.84413	.00052	.00668	-.00112	6.4797	.00177	.00084	1.7706	3.7890
#2	.85742	-.00013	.00153	.00027	6.6843	.00341	.00392	1.7886	3.8277
Check ?	Chk Pass	Chk Pass	Chk Pass	Chk Pass	Chk Pass	Chk Pass	Chk Pass	Chk Pass	Chk Pass
High Limit									
Low Limit									

Elem	Sn1899	Sr4077	Th2837	Ti3349	Tl1908	U_3701	V_2924	Zn2062	Zr3391
Line	189.989 {477}	407.771 { 83}	283.730 {119}	334.904 {101}	190.856 {477}	370.152 { 91}	292.402 {115}	206.200 {163}	339.198 { 99}
Units	ppm	ppm	ppm	ppm	ppm	ppm	ppm	ppm	ppm
Avg	**.00035**	**.01434**	**-.00158**	**.00640**	**-.00042**	**.02334**	**.00117**	**.00341**	**.00472**
Stddev	.00314	.00001	.00034	.00002	.00118	.02152	.00033	.00032	.00225
%RSD	904.26	.05773	21.740	.32845	278.90	92.209	28.040	9.3555	47.670
#1	-.00188	.01433	-.00133	.00642	-.00125	.03856	.00094	.00363	.00313
#2	.00257	.01435	-.00182	.00639	.00041	.00812	.00140	.00318	.00631
Check ?	Chk Pass	Chk Pass	Chk Pass	Chk Pass	Chk Pass	Chk Pass	Chk Pass	Chk Pass	Chk Pass
High Limit									
Low Limit									

Int. Std.	Y_2243	Y_3600	Y_3774
Line	224.306 {450}	360.073 { 94}	377.433 { 89}
Units	Cts/S	Cts/S	Cts/S
Avg	**2735.2**	**42826.**	**2280.8**
Stddev	1.2	162.	25.2
%RSD	.04332	.37888	1.1059
#1	2734.4	42941.	2298.6
#2	2736.0	42711.	2262.9

Sample Name: 280-83062-G-2-B MS Acquired: 5/19/2016 5:54:12 Type: Unk
Method: 6500_025(v6) Mode: CONC Corr. Factor: 1.000000
User: CRHOADES Prep Date: Custom ID2: Custom ID3:
Comment: 325569 6010C Q5

Elem	Ag3280	Al3092	As1890	B_2089	Ba4554	Be3130	Bi2230	Ca3179	Cd2288
Line	328.068 {103}	309.271 {109}	189.042 {478}	208.959 {461}	455.403 { 74}	313.042 {108}	223.061 {451}	317.933 {106}	228.802 {447}
Units	ppm	ppm	ppm	ppm	ppm	ppm	ppm	ppm	ppm
Avg	**.05060**	**4.8664**	**1.0867**	**1.0273**	**2.0527**	**.04679**	F **2.1989**	**114.76**	**.09984**
Stddev	.00041	.1464	.0021	.0067	.0506	.00077	.0209	3.05	.00053
%RSD	.80680	3.0077	.19053	.65457	2.4642	1.6438	.95053	2.6540	.52988
#1	.05088	4.9699	1.0882	1.0320	2.0884	.04733	2.2136	116.91	.10021
#2	.05031	4.7629	1.0853	1.0225	2.0169	.04624	2.1841	112.60	.09947
Check ?	Chk Pass	Chk Pass	Chk Pass	Chk Pass	Chk Pass	Chk Pass	Chk Fail	Chk Pass	Chk Pass
High Limit							.10000		
Low Limit							-.10000		

Elem	Co2286	Cr2055	Cu3247	Fe2599	K_7664	Li6707	Mg2790	Mn2576	Mo2020
Line	228.616 {447}	205.560 {464}	324.754 {104}	259.940 {130}	766.490 { 44}	670.784 { 50}	279.079 {121}2	257.610 {131}	202.030 {467}
Units	ppm	ppm	ppm	ppm	ppm	ppm	ppm	ppm	ppm
Avg	**.48443**	**.20216**	**.26413**	**2.5466**	**49.455**	**.97963**	**87.644**	**.49967**	**1.0573**
Stddev	.00128	.00028	.00071	.0369	1.296	.00578	.490	.00091	.0051
%RSD	.26448	.14040	.26906	1.4509	2.6213	.58978	.55897	.18185	.48591
#1	.48534	.20236	.26463	2.5727	50.371	.97554	87.991	.50031	1.0609
#2	.48353	.20196	.26362	2.5205	48.538	.98371	87.298	.49902	1.0536
Check ?	Chk Pass	Chk Pass	Chk Pass	Chk Pass	Chk Pass	Chk Pass	Chk Pass	Chk Pass	Chk Pass
High Limit									
Low Limit									

Elem	Na8183	Ni2316	P_1782	Pb2203	S_1820	Sb2068	Se1960	Si2881	SiO2
Line	818.326 { 41}	231.604 {446}	178.284 {489}	220.353 {453}	182.034 {485}	206.833 {463}	196.090 {472}	288.158 {117}	288.158 {117}2
Units	ppm	ppm	ppm	ppm	ppm	ppm	ppm	ppm	ppm
Avg	**57.673**	**.47770**	W **10.365**	**.50234**	**35.692**	**.53246**	**2.2304**	**19.449**	**41.621**
Stddev	.324	.00165	.095	.00135	.301	.00203	.0048	.009	.020
%RSD	.56190	.34451	.91974	.26944	.84399	.38083	.21683	.04744	.04744
#1	57.902	.47886	10.432	.50330	35.905	.53390	2.2270	19.443	41.607
#2	57.444	.47653	10.297	.50139	35.479	.53103	2.2339	19.456	41.635
Check ?	Chk Pass	Chk Pass	Chk Warn	Chk Pass	Chk Pass	Chk Pass	Chk Pass	Chk Pass	Chk Pass
High Limit			2.0000						
Low Limit			-1.0000						

Elem	Sn1899	Sr4077	Th2837	Ti3349	Tl1908	U_3701	V_2924	Zn2062	Zr3391
Line	189.989 {477}	407.771 { 83}	283.730 {119}	334.904 {101}	190.856 {477}	370.152 { 91}	292.402 {115}	206.200 {163}	339.198 { 99}
Units	ppm	ppm	ppm	ppm	ppm	ppm	ppm	ppm	ppm
Avg	W **2.0525**	**1.0079**	**.95259**	**.96865**	**1.9510**	**2.0119**	**.48030**	**.45844**	**.51969**
Stddev	.0120	.0271	.00589	.00257	.0418	.0198	.00279	.00041	.00532
%RSD	.58208	2.6874	.61850	.26546	2.1411	.98275	.58010	.09009	1.0233
#1	2.0440	1.0270	.95676	.97046	1.9805	2.0259	.48227	.45815	.52345
#2	2.0609	.98871	.94842	.96683	1.9214	1.9979	.47833	.45873	.51593
Check ?	Chk Warn	Chk Pass	Chk Pass	Chk Pass	Chk Pass	Chk Pass	Chk Pass	Chk Pass	Chk Pass
High Limit	2.0000								
Low Limit	-.05000								

Int. Std.	Y_2243	Y_3600	Y_3774
Line	224.306 {450}	360.073 { 94}	377.433 { 89}
Units	Cts/S	Cts/S	Cts/S
Avg	**2604.0**	**41091.**	**2303.1**
Stddev	49.9	335.	49.9
%RSD	1.9160	.81504	2.1675
#1	2639.3	41328.	2267.8
#2	2568.8	40854.	2338.4

Sample Name: 280-83062-G-2-C MSD Acquired: 5/19/2016 5:56:38 Type: Unk
Method: 6500_025(v6) Mode: CONC Corr. Factor: 1.000000
User: CRHOADES Prep Date: Custom ID2: Custom ID3:
Comment: 325569 6010C Q5

Elem	Ag3280	Al3092	As1890	B_2089	Ba4554	Be3130	Bi2230	Ca3179	Cd2288
Line	328.068 {103}	309.271 {109}	189.042 {478}	208.959 {461}	455.403 { 74}	313.042 {108}	223.061 {451}	317.933 {106}	228.802 {447}
Units	ppm	ppm	ppm	ppm	ppm	ppm	ppm	ppm	ppm
Avg	**.05183**	**4.8348**	**1.1270**	**1.0631**	**2.1722**	**.04936**	F **2.2806**	**118.60**	**.10315**
Stddev	.00101	.0049	.0079	.0050	.0061	.00039	.0024	.11	.00048
%RSD	1.9462	.10122	.69758	.47384	.28183	.78293	.10688	.09162	.46541
#1	.05255	4.8313	1.1326	1.0596	2.1679	.04908	2.2823	118.53	.10281
#2	.05112	4.8383	1.1214	1.0667	2.1765	.04963	2.2789	118.68	.10349
Check ?	Chk Pass	Chk Pass	Chk Pass	Chk Pass	Chk Pass	Chk Pass	Chk Fail	Chk Pass	Chk Pass
High Limit							.10000		
Low Limit							-.10000		

Elem	Co2286	Cr2055	Cu3247	Fe2599	K_7664	Li6707	Mg2790	Mn2576	Mo2020
Line	228.616 {447}	205.560 {464}	324.754 {104}	259.940 {130}	766.490 { 44}	670.784 { 50}	279.079 {121}2	257.610 {131}	202.030 {467}
Units	ppm	ppm	ppm	ppm	ppm	ppm	ppm	ppm	ppm
Avg	**.50276**	**.20957**	**.27102**	**2.4513**	**52.404**	**1.0117**	**88.109**	**.51187**	**1.1016**
Stddev	.00014	.00059	.00038	.0286	.086	.0076	.144	.00065	.0017
%RSD	.02867	.27981	.14047	1.1650	.16406	.75593	.16324	.12607	.15638
#1	.50286	.20916	.27129	2.4311	52.344	1.0063	88.007	.51142	1.1004
#2	.50266	.20999	.27075	2.4715	52.465	1.0171	88.210	.51233	1.1028
Check ?	Chk Pass	Chk Pass	Chk Pass	Chk Pass	Chk Pass	Chk Pass	Chk Pass	Chk Pass	Chk Pass
High Limit									
Low Limit									

Elem	Na8183	Ni2316	P_1782	Pb2203	S_1820	Sb2068	Se1960	Si2881	SiO2
Line	818.326 { 41}	231.604 {446}	178.284 {489}	220.353 {453}	182.034 {485}	206.833 {463}	196.090 {472}	288.158 {117}	288.158 {117}2
Units	ppm	ppm	ppm	ppm	ppm	ppm	ppm	ppm	ppm
Avg	**58.707**	**.49288**	W **10.707**	**.52059**	**35.319**	**.54785**	**2.2880**	**19.088**	**40.848**
Stddev	1.097	.00066	.003	.00269	.011	.00585	.0173	.063	.134
%RSD	1.8681	.13469	.02824	.51616	.03111	1.0678	.75397	.32787	.32787
#1	57.932	.49335	10.705	.52249	35.326	.55199	2.3002	19.044	40.754
#2	59.483	.49241	10.709	.51869	35.311	.54372	2.2758	19.132	40.943
Check ?	Chk Pass	Chk Pass	Chk Warn	Chk Pass	Chk Pass	Chk Pass	Chk Pass	Chk Pass	Chk Pass
High Limit			2.0000						
Low Limit			-1.0000						

Elem	Sn1899	Sr4077	Th2837	Ti3349	Tl1908	U_3701	V_2924	Zn2062	Zr3391
Line	189.989 {477}	407.771 { 83}	283.730 {119}	334.904 {101}	190.856 {477}	370.152 { 91}	292.402 {115}	206.200 {163}	339.198 { 99}
Units	ppm	ppm	ppm	ppm	ppm	ppm	ppm	ppm	ppm
Avg	W **2.1286**	**1.0640**	**.98240**	**.99548**	**2.0409**	**2.0657**	**.49316**	**.47109**	**.54036**
Stddev	.0169	.0035	.00695	.00037	.0580	.0275	.00047	.00058	.00512
%RSD	.79434	.32799	.70762	.03700	2.8409	1.3321	.09432	.12263	.94701
#1	2.1406	1.0616	.97748	.99522	2.0819	2.0463	.49283	.47068	.53674
#2	2.1167	1.0665	.98732	.99574	1.9999	2.0852	.49349	.47150	.54398
Check ?	Chk Warn	Chk Pass	Chk Pass	Chk Pass	Chk Pass	Chk Pass	Chk Pass	Chk Pass	Chk Pass
High Limit	2.0000								
Low Limit	-.05000								

Int. Std.	Y_2243	Y_3600	Y_3774
Line	224.306 {450}	360.073 { 94}	377.433 { 89}
Units	Cts/S	Cts/S	Cts/S
Avg	**2632.0**	**40783.**	**2216.2**
Stddev	10.9	154.	11.4
%RSD	.41408	.37637	.51602
#1	2639.7	40891.	2208.2
#2	2624.3	40674.	2224.3

Sample Name: 280-83062-G-2-A PDS Acquired: 5/19/2016 5:59:03 Type: Unk
Method: 6500_025(v6) Mode: CONC Corr. Factor: 1.000000
User: CRHOADES Prep Date: Custom ID2: Custom ID3:
Comment: 325569 6010C Q5

Elem	Ag3280	Al1670	Al3092	As1890	B_2089	Ba4554	Be3130	Bi2230	Ca3179
Line	328.068 {103}	167.079 {502}	309.271 {109}	189.042 {478}	208.959 {461}	455.403 { 74}	313.042 {108}	223.061 {451}	317.933 {106}
Units	ppm	ppm	ppm	ppm	ppm	ppm	ppm	ppm	ppm
Avg	**.00990**	**2.3854**	W **2.6587**	**.20882**	**.11349**	**.16947**	**.04729**	**-.00037**	**85.906**
Stddev	.00055	.0670	.0551	.00178	.00306	.00086	.00023	.00184	1.046
%RSD	5.5308	2.8090	2.0716	.85309	2.6931	.50461	.47609	500.38	1.2173
#1	.01029	2.4328	2.6198	.21008	.11565	.16886	.04713	-.00167	85.167
#2	.00952	2.3380	2.6977	.20756	.11133	.17007	.04745	.00093	86.646
Check ?	Chk Pass	Chk Pass	Chk Warn	Chk Pass	Chk Pass	Chk Pass	Chk Pass	Chk Pass	Chk Pass
High Limit			500.00						
Low Limit			3.2000						

Elem	Cd2288	Co2286	Cr2055	Cu3247	Fe2599	K_7664	Li6707	Mg2790	Mn2576
Line	228.802 {447}	228.616 {447}	205.560 {464}	324.754 {104}	259.940 {130}	766.490 { 44}	670.784 { 50}	279.079 {121}2	257.610 {131}
Units	ppm	ppm	ppm	ppm	ppm	ppm	ppm	ppm	ppm
Avg	**.05070**	**.05193**	**.05237**	**.05488**	**2.3802**	**21.271**	**.09978**	**57.236**	**.08583**
Stddev	.00039	.00019	.00038	.00023	.0140	.031	.00135	.036	.00026
%RSD	.76985	.37526	.73220	.41197	.58965	.14424	1.3523	.06247	.30279
#1	.05098	.05207	.05264	.05504	2.3902	21.249	.10074	57.262	.08601
#2	.05043	.05179	.05210	.05472	2.3703	21.293	.09883	57.211	.08564
Check ?	Chk Pass	Chk Pass	Chk Pass	Chk Pass	Chk Pass	Chk Pass	Chk Pass	Chk Pass	Chk Pass
High Limit									
Low Limit									

Elem	Mo2020	Na8183	Ni2316	P_1782	Pb2203	S_1820	Sb2068	Se1960	Si2881
Line	202.030 {467}	818.326 { 41}	231.604 {446}	178.284 {489}	220.353 {453}	182.034 {485}	206.833 {463}	196.090 {472}	288.158 {117}
Units	ppm	ppm	ppm	ppm	ppm	ppm	ppm	ppm	ppm
Avg	**.05760**	**26.970**	**.04921**	W **2.0343**	**.10025**	**32.042**	**.10454**	**.22827**	**13.451**
Stddev	.00126	.034	.00102	.0092	.00034	.002	.00331	.01029	.073
%RSD	2.1823	.12422	2.0660	.44960	.33564	.00524	3.1635	4.5094	.54180
#1	.05671	26.994	.04993	2.0407	.10049	32.041	.10220	.23555	13.399
#2	.05849	26.946	.04849	2.0278	.10001	32.043	.10688	.22099	13.502
Check ?	Chk Pass	Chk Pass	Chk Pass	Chk Warn	Chk Pass	Chk Pass	Chk Pass	Chk Pass	Chk Pass
High Limit				2.0000					
Low Limit				-1.0000					

Elem	SiO2	Sn1899	Sr4077	Th2837	Ti3349	Tl1908	U_3701	V_2924	Zn2062
Line	288.158 {117}2	189.989 {477}	407.771 { 83}	283.730 {119}	334.904 {101}	190.856 {477}	370.152 { 91}	292.402 {115}	206.200 {163}
Units	ppm	ppm	ppm	ppm	ppm	ppm	ppm	ppm	ppm
Avg	**28.784**	**.10637**	**.11683**	**.19172**	**.07820**	**.21442**	**.49533**	**.05081**	**.19293**
Stddev	.156	.00070	.00029	.00038	.00003	.00007	.03839	.00091	.00072
%RSD	.54180	.65720	.25158	.19763	.03197	.03146	7.7496	1.8008	.37325
#1	28.674	.10686	.11662	.19199	.07822	.21447	.46818	.05146	.19242
#2	28.895	.10587	.11704	.19145	.07818	.21437	.52247	.05016	.19344
Check ?	Chk Pass	Chk Pass	Chk Pass	Chk Pass	Chk Pass	Chk Pass	Chk Pass	Chk Pass	Chk Pass
High Limit									
Low Limit									

Elem	Zr3391
Line	339.198 { 99}
Units	ppm
Avg	**.05306**
Stddev	.00098
%RSD	1.8539
#1	.05375
#2	.05236
Check ?	Chk Pass
High Limit	
Low Limit	

Sample Name: 280-83062-G-2-A PDS Acquired: 5/19/2016 5:59:03 Type: Unk
Method: 6500_025(v6) Mode: CONC Corr. Factor: 1.000000
User: CRHOADES Prep Date: Custom ID2: Custom ID3:
Comment: 325569 6010C Q5

Int. Std.	Y_2243	Y_3600	Y_3774
Line	224.306 {450}	360.073 { 94}	377.433 { 89}
Units	Cts/S	Cts/S	Cts/S
Avg	**2682.6**	**41217.**	**2204.1**
Stddev	80.1	19.	34.8
%RSD	2.9871	.04669	1.5810
#1	2625.9	41203.	2228.7
#2	2739.2	41230.	2179.5

Sample Name: 280-83062-C-3-B Acquired: 5/19/2016 6:01:37 Type: Unk
Method: 6500_025(v6) Mode: CONC Corr. Factor: 1.000000
User: CRHOADES Prep Date: Custom ID2: Custom ID3:
Comment: 325569 6010C Q5

Elem	Ag3280	Al1670	As1890	B_2089	Ba4554	Be3130	Bi2230	Ca3179	Cd2288
Line	328.068 {103}	167.079 {502}	189.042 {478}	208.959 {461}	455.403 { 74}	313.042 {108}	223.061 {451}	317.933 {106}	228.802 {447}
Units	ppm	ppm	ppm	ppm	ppm	ppm	ppm	ppm	ppm
Avg	**-.00030**	**.80922**	**-.00159**	**.01408**	**.06801**	**.00026**	**.00168**	**69.057**	**.00054**
Stddev	.00053	.02358	.01048	.00088	.00129	.00034	.00490	1.095	.00015
%RSD	174.91	2.9139	659.95	6.2665	1.8903	129.94	291.92	1.5853	26.812
#1	.00007	.82590	-.00900	.01470	.06710	.00050	-.00179	68.283	.00065
#2	-.00068	.79255	.00582	.01345	.06892	.00002	.00515	69.831	.00044
Check ?	Chk Pass	Chk Pass	Chk Pass	Chk Pass	Chk Pass	Chk Pass	Chk Pass	Chk Pass	Chk Pass
High Limit									
Low Limit									

Elem	Co2286	Cr2055	Cu3247	Fe2599	K_7664	Li6707	Mg2790	Mn2576	Mo2020
Line	228.616 {447}	205.560 {464}	324.754 {104}	259.940 {130}	766.490 { 44}	670.784 { 50}	279.079 {121}2	257.610 {131}	202.030 {467}
Units	ppm	ppm	ppm	ppm	ppm	ppm	ppm	ppm	ppm
Avg	**.00390**	**.00206**	**.00177**	**.91518**	**1.2609**	**.00071**	**39.339**	**.03965**	**.00197**
Stddev	.00007	.00044	.00007	.00058	.0792	.00288	.071	.00002	.00020
%RSD	1.7275	21.144	3.7880	.06341	6.2796	406.64	.17997	.05230	10.040
#1	.00385	.00175	.00172	.91559	1.3169	.00274	39.289	.03967	.00183
#2	.00395	.00237	.00182	.91476	1.2050	-.00133	39.390	.03964	.00211
Check ?	Chk Pass	Chk Pass	Chk Pass	Chk Pass	Chk Pass	Chk Pass	Chk Pass	Chk Pass	Chk Pass
High Limit									
Low Limit									

Elem	Na5895	Ni2316	P_1782	Pb2203	S_1820	Sb2068	Se1960	Si2881	SiO2
Line	589.592 { 57}	231.604 {446}	178.284 {489}	220.353 {453}	182.034 {485}	206.833 {463}	196.090 {472}	288.158 {117}	288.158 {117}2
Units	ppm	ppm	ppm	ppm	ppm	ppm	ppm	ppm	ppm
Avg	**3.7975**	**.00084**	**.01228**	**.00179**	**31.859**	**.00198**	**.00663**	**7.7497**	**16.584**
Stddev	.0336	.00090	.00006	.00194	1.076	.00076	.00475	.1174	.251
%RSD	.88600	107.41	.52637	108.44	3.3775	38.436	71.643	1.5147	1.5147
#1	3.7737	.00147	.01224	.00042	32.620	.00144	.00999	7.6667	16.407
#2	3.8213	.00020	.01233	.00316	31.098	.00251	.00327	7.8327	16.762
Check ?	Chk Pass	Chk Pass	Chk Pass	Chk Pass	Chk Pass	Chk Pass	Chk Pass	Chk Pass	Chk Pass
High Limit									
Low Limit									

Elem	Sn1899	Sr4077	Th2837	Ti3349	Tl1908	U_3701	V_2924	Zn2062	Zr3391
Line	189.989 {477}	407.771 { 83}	283.730 {119}	334.904 {101}	190.856 {477}	370.152 { 91}	292.402 {115}	206.200 {163}	339.198 { 99}
Units	ppm	ppm	ppm	ppm	ppm	ppm	ppm	ppm	ppm
Avg	**.00384**	**.07020**	**.00055**	**.01825**	**.00103**	W **-.06486**	**.00174**	**.00703**	**.00371**
Stddev	.00122	.00033	.00091	.00033	.00057	.05242	.00068	.00012	.00113
%RSD	31.890	.46465	163.21	1.8316	54.875	80.822	38.739	1.7002	30.424
#1	.00470	.06997	-.00009	.01802	.00063	-.02779	.00222	.00712	.00291
#2	.00297	.07043	.00119	.01849	.00143	-.10192	.00127	.00695	.00451
Check ?	Chk Pass	Chk Pass	Chk Pass	Chk Pass	Chk Pass	Chk Warn	Chk Pass	Chk Pass	Chk Pass
High Limit						45.000			
Low Limit						-.05000			

Int. Std.	Y_2243	Y_3600	Y_3774
Line	224.306 {450}	360.073 { 94}	377.433 { 89}
Units	Cts/S	Cts/S	Cts/S
Avg	**2654.8**	**40368.**	**2209.2**
Stddev	89.9	200.	6.7
%RSD	3.3848	.49434	.30118
#1	2591.3	40509.	2204.5
#2	2718.3	40227.	2213.9

Sample Name: CCVH-3894253 Acquired: 5/19/2016 6:04:15 Type: QC
Method: 6500_025(v6) Mode: CONC Corr. Factor: 1.000000
User: CRHOADES Prep Date: Custom ID2: Custom ID3:
Comment:

Elem	Ag3280	Al3092	As1890	B_2089	Ba4554	Be3130	Bi2230	Ca3179	Cd2288	Co2286	Cr2055
Units	ppm	ppm	ppm	ppm	ppm	ppm	ppm	ppm	ppm	ppm	ppm
Avg	**-.00115**	**51.017**	**-.00381**	**.00397**	**-.00095**	**.00045**	F **1.1065**	**-.00779**	**-.00023**	**-.00085**	**.00043**
Stddev	.00042	.986	.00640	.00007	.00019	.00006	.0038	.00366	.00035	.00015	.00002
%RSD	36.673	1.9335	167.84	1.6979	19.748	12.610	.34067	46.942	153.51	17.920	3.6344
#1	-.00144	51.715	-.00834	.00402	-.00081	.00041	1.1092	-.01037	.00002	-.00075	.00042
#2	-.00085	50.320	.00071	.00392	-.00108	.00049	1.1038	-.00520	-.00047	-.00096	.00044
Check ?	None	Chk Pass	None	None	None	None	Chk Fail	None	None	None	None
Value							1.0000				
Range							10.490%				

Elem	Cu3247	Fe2714	K_7664	Li6707	Mg2790	Mn2576	Mo2020	Na8183	Ni2316	P_1782	Pb2203
Units	ppm	ppm	ppm	ppm	ppm	ppm	ppm	ppm	ppm	ppm	ppm
Avg	**.00093**	**49.160**	**.14691**	**-.00021**	**.02742**	**-.00012**	**-.00097**	**255.92**	**.00127**	**.00501**	**-.00150**
Stddev	.00042	.558	.01754	.00200	.00495	.00000	.00011	2.12	.00018	.00383	.00265
%RSD	45.008	1.1358	11.941	963.94	18.058	3.8970	11.443	.82799	14.300	76.421	177.13
#1	.00122	49.555	.13451	-.00162	.03092	-.00012	-.00089	257.42	.00114	.00230	.00038
#2	.00063	48.766	.15932	.00121	.02392	-.00012	-.00104	254.42	.00139	.00772	-.00338
Check ?	None	Chk Pass	None	None	None	None	None	Chk Pass	None	None	None
Value											
Range											

Elem	S_1820	Sb2068	Se1960	Si2881	SiO2	Sn1899	Sr4077	Th2837	Ti3349	Tl1908	U_3701
Units	ppm	ppm	ppm	ppm	ppm	ppm	ppm	ppm	ppm	ppm	ppm
Avg	W **5.4230**	**-.01424**	**.00720**	**-.00936**	**-.02002**	**.00064**	**.00071**	W **4.7183**	**.00510**	**-.00311**	W **10.535**
Stddev	.0814	.00039	.00022	.01688	.03611	.00082	.00023	.0030	.00061	.00219	.127
%RSD	1.5006	2.7175	3.0541	180.35	180.35	128.33	32.365	.06362	11.959	70.305	1.2023
#1	5.3655	-.01452	.00704	.00258	.00551	.00006	.00087	4.7204	.00553	-.00156	10.624
#2	5.4805	-.01397	.00735	-.02129	-.04556	.00121	.00055	4.7161	.00466	-.00466	10.445
Check ?	Chk Warn	None	None	None	None	None	None	Chk Warn	None	None	Chk Warn
Value	5.0000							5.0000			10.000
Range	5.0000%							-5.0000%			5.0000%

Elem	V_2924	Zn2062	Zr3391
Units	ppm	ppm	ppm
Avg	**.00918**	**-.00066**	**.05647**
Stddev	.00014	.00016	.00143
%RSD	1.4888	25.100	2.5314
#1	.00927	-.00054	.05748
#2	.00908	-.00077	.05546
Check ?	None	None	None
Value			
Range			

Int. Std.	Y_2243	Y_3600	Y_3774
Units	Cts/S	Cts/S	Cts/S
Avg	**2584.9**	**40631.**	**2274.3**
Stddev	5.1	495.	13.6
%RSD	.19827	1.2175	.59840
#1	2581.2	40281.	2264.7
#2	2588.5	40981.	2283.9

Sample Name: CCV-3894251 Acquired: 5/19/2016 6:06:53 Type: QC
Method: 6500_025(v6) Mode: CONC Corr. Factor: 1.000000
User: CRHOADES Prep Date: Custom ID2: Custom ID3:
Comment:

Elem	Ag3280	Al1670	As1890	B_2089	Ba4554	Be3130	Bi2230	Ca3179	Cd2288	Co2286	Cr2055
Units	ppm	ppm	ppm	ppm	ppm	ppm	ppm	ppm	ppm	ppm	ppm
Avg	**.49981**	F **.56369**	**1.0740**	**.51090**	**.50779**	**.47281**	**-.00087**	**4.9753**	**.50403**	**.51529**	**.51894**
Stddev	.00018	.00710	.0012	.00062	.00803	.00781	.00477	.0945	.00056	.00656	.00705
%RSD	.03684	1.2587	.10894	.12115	1.5808	1.6509	547.07	1.8991	.11013	1.2734	1.3582
#1	.49994	.55867	1.0748	.51046	.50211	.46729	-.00424	4.9085	.50364	.51993	.52392
#2	.49968	.56870	1.0731	.51133	.51346	.47833	.00250	5.0421	.50443	.51065	.51395
Check ?	Chk Pass	Chk Fail	Chk Pass	Chk Pass	Chk Pass	Chk Pass	None	Chk Pass	Chk Pass	Chk Pass	Chk Pass
Value		.50000									
Range		10.490%									

Elem	Cu3247	Fe2599	K_7664	Li6707	Mg2790	Mn2576	Mo2020	Na5895	Ni2316	P_1782	Pb2203
Units	ppm	ppm	ppm	ppm	ppm	ppm	ppm	ppm	ppm	ppm	ppm
Avg	**.52277**	**2.3878**	**49.011**	**.99493**	**19.395**	**.47805**	**.52370**	**5.0734**	**.50634**	**1.0172**	**1.0448**
Stddev	.00143	.0176	.936	.00644	.045	.00054	.00995	.0623	.00545	.0158	.0104
%RSD	.27437	.73726	1.9097	.64752	.23222	.11347	1.8999	1.2275	1.0769	1.5571	.99404
#1	.52379	2.3754	48.349	.99037	19.427	.47843	.53074	5.0294	.51020	1.0284	1.0521
#2	.52176	2.4003	49.673	.99948	19.363	.47766	.51667	5.1175	.50249	1.0060	1.0375
Check ?	Chk Pass	Chk Pass	Chk Pass	Chk Pass	Chk Pass	Chk Pass	Chk Pass	Chk Pass	Chk Pass	Chk Pass	Chk Pass
Value											
Range											

Elem	S_1820	Sb2068	Se1960	Si2881	SiO2	Sn1899	Sr4077	Th2837	Ti3349	Tl1908	U_3701
Units	ppm	ppm	ppm	ppm	ppm	ppm	ppm	ppm	ppm	ppm	ppm
Avg	**.04314**	**1.0456**	W **1.1029**	**4.8484**	**10.376**	**1.0471**	**.48453**	**-.00108**	**.47440**	**1.0913**	**.02697**
Stddev	.01642	.0176	.0134	.0624	.133	.0130	.00582	.00091	.00010	.0213	.02254
%RSD	38.070	1.6783	1.2104	1.2864	1.2864	1.2444	1.2018	84.897	.02127	1.9486	83.579
#1	.03153	1.0580	1.1124	4.8043	10.281	1.0563	.48041	-.00043	.47447	1.1063	.01103
#2	.05475	1.0332	1.0935	4.8925	10.470	1.0379	.48864	-.00172	.47433	1.0763	.04290
Check ?	None	Chk Pass	Chk Warn	Chk Pass	Chk Pass	Chk Pass	Chk Pass	None	Chk Pass	Chk Pass	None
Value			1.0000								
Range			10.000%								

Elem	V_2924	Zn2062	Zr3391
Units	ppm	ppm	ppm
Avg	**.49345**	**.47195**	**.51221**
Stddev	.00103	.00106	.00199
%RSD	.20970	.22408	.38775
#1	.49418	.47121	.51362
#2	.49271	.47270	.51081
Check ?	Chk Pass	Chk Pass	Chk Pass
Value			
Range			

Int. Std.	Y_2243	Y_3600	Y_3774
Units	Cts/S	Cts/S	Cts/S
Avg	**2634.8**	**39746.**	**2146.9**
Stddev	2.3	36.	103.1
%RSD	.08892	.09162	4.8030
#1	2636.5	39720.	2219.8
#2	2633.2	39771.	2074.0

Sample Name: CCB Acquired: 5/19/2016 6:09:24 Type: QC
Method: 6500_025(v6) Mode: CONC Corr. Factor: 1.000000
User: CRHOADES Prep Date: Custom ID2: Custom ID3:
Comment:

Elem	Ag3280	Al1670	As1890	B_2089	Ba4554	Be3130	Bi2230	Ca3179	Cd2288	Co2286	Cr2055
Units	ppm	ppm	ppm	ppm	ppm	ppm	ppm	ppm	ppm	ppm	ppm
Avg	**-.00020**	**.00125**	**-.00464**	**.00327**	**.00008**	**.00044**	**.00040**	**-.01510**	**-.00010**	**-.00022**	**.00011**
Stddev	.00060	.00055	.00594	.00061	.00058	.00025	.00315	.00202	.00033	.00034	.00033
%RSD	299.06	44.144	127.99	18.771	769.29	57.086	787.03	13.402	344.53	150.91	287.96
#1	.00023	.00086	-.00884	.00370	.00049	.00026	-.00183	-.01367	.00014	-.00046	.00035
#2	-.00063	.00164	-.00044	.00284	-.00033	.00062	.00263	-.01653	-.00033	.00001	-.00012
Check ?	Chk Pass	Chk Pass	Chk Pass	Chk Pass	Chk Pass	Chk Pass	Chk Pass	Chk Pass	Chk Pass	Chk Pass	Chk Pass
High Limit											
Low Limit											

Elem	Cu3247	Fe2599	K_7664	Li6707	Mg2790	Mn2576	Mo2020	Na5895	Ni2316	P_1782	Pb2203
Units	ppm	ppm	ppm	ppm	ppm	ppm	ppm	ppm	ppm	ppm	ppm
Avg	**-.00061**	**-.00238**	**.08715**	**.00011**	**.00398**	**.00002**	**.00217**	**.11605**	**-.00079**	**.00043**	**.00002**
Stddev	.00078	.00185	.08864	.00277	.00565	.00010	.00026	.02426	.00070	.00233	.00110
%RSD	128.19	77.867	101.70	2594.8	141.92	491.45	11.878	20.906	87.781	545.11	4695.8
#1	-.00006	-.00107	.14983	-.00185	.00798	-.00005	.00198	.13321	-.00030	.00208	-.00075
#2	-.00116	-.00369	.02448	.00207	-.00001	.00009	.00235	.09890	-.00128	-.00122	.00080
Check ?	Chk Pass	Chk Pass	Chk Pass	Chk Pass	Chk Pass	Chk Pass	Chk Pass	Chk Pass	Chk Pass	Chk Pass	Chk Pass
High Limit											
Low Limit											

Elem	S_1820	Sb2068	Se1960	Si2881	SiO2	Sn1899	Sr4077	Th2837	Ti3349	Tl1908	U_3701
Units	ppm	ppm	ppm	ppm	ppm	ppm	ppm	ppm	ppm	ppm	ppm
Avg	**.03647**	W **.00820**	W **.00819**	**.02316**	**.04956**	**.00048**	**.00036**	**-.00028**	**-.00016**	**.00485**	**-.01532**
Stddev	.00078	.00070	.00059	.00491	.01051	.00026	.00010	.00095	.00057	.00216	.01468
%RSD	2.1467	8.5012	7.2120	21.210	21.210	54.146	28.833	335.93	363.24	44.558	95.812
#1	.03592	.00771	.00777	.02663	.05699	.00030	.00043	-.00096	.00024	.00332	-.00494
#2	.03703	.00870	.00861	.01969	.04213	.00066	.00029	.00039	-.00056	.00638	-.02570
Check ?	Chk Pass	Chk Warn	Chk Warn	Chk Pass	Chk Pass	Chk Pass	Chk Pass	Chk Pass	Chk Pass	Chk Pass	Chk Pass
High Limit		.00100	.00750								
Low Limit		-.00100	-.01500								

Elem	V_2924	Zn2062	Zr3391
Units	ppm	ppm	ppm
Avg	**.00013**	**-.00079**	**.00070**
Stddev	.00087	.00042	.00126
%RSD	669.63	53.104	179.39
#1	-.00049	-.00050	-.00019
#2	.00075	-.00109	.00159
Check ?	Chk Pass	Chk Pass	Chk Pass
High Limit			
Low Limit			

Int. Std.	Y_2243	Y_3600	Y_3774
Units	Cts/S	Cts/S	Cts/S
Avg	**2609.1**	**40906.**	**2170.7**
Stddev	7.3	154.	34.4
%RSD	.28070	.37728	1.5869
#1	2614.3	40797.	2195.0
#2	2603.9	41015.	2146.3

Sample Name: CCVL-3897520 Acquired: 5/19/2016 6:11:48 Type: QC
Method: 6500_025(v6) Mode: CONC Corr. Factor: 1.000000
User: CRHOADES Prep Date: Custom ID2: Custom ID3:
Comment:

Elem	Ag3280	Al1670	As1890	B_2089	Ba4554	Be3130	Bi2230	Ca3179	Cd2288	Co2286	Cr2055	Cu3247
Units	ppm	ppm	ppm	ppm	ppm	ppm	ppm	ppm	ppm	ppm	ppm	ppm
Avg	**.00892**	**.11603**	**.01218**	**.09951**	**.00987**	**.00125**	**.11335**	**.19218**	**.00501**	**.01025**	**.01062**	**.01597**
Stddev	.00071	.00177	.00664	.00167	.00055	.00006	.00078	.01089	.00015	.00031	.00030	.00030
%RSD	7.9808	1.5291	54.547	1.6765	5.5654	4.9175	.69016	5.6672	3.0891	3.0644	2.8130	1.8605
#1	.00943	.11728	.00748	.10069	.01025	.00129	.11280	.18448	.00512	.01048	.01083	.01576
#2	.00842	.11478	.01687	.09833	.00948	.00120	.11390	.19988	.00490	.01003	.01041	.01618
Check ?	Chk Pass	Chk Pass	Chk Pass	Chk Pass	Chk Pass	Chk Pass	Chk Pass	Chk Pass	Chk Pass	Chk Pass	Chk Pass	Chk Pass
Value												
Range												

Elem	Fe2599	K_7664	Li6707	Mg2790	Mn2576	Mo2020	Na5895	Ni2316	P_1782	Pb2203	S_1820	Sb2068
Units	ppm	ppm	ppm	ppm	ppm	ppm	ppm	ppm	ppm	ppm	ppm	ppm
Avg	**.10426**	**3.0773**	**.00959**	**.20447**	**.00996**	**.02046**	**1.1384**	**.04027**	**2.9023**	**.00881**	**.03094**	**.01972**
Stddev	.00091	.0230	.00330	.00674	.00018	.00061	.0242	.00083	.0276	.00145	.00488	.00182
%RSD	.87229	.74604	34.445	3.2979	1.7610	2.9869	2.1261	2.0726	.95158	16.441	15.762	9.2072
#1	.10361	3.0610	.01193	.19970	.00984	.02003	1.1213	.04086	2.9219	.00983	.03439	.01844
#2	.10490	3.0935	.00726	.20924	.01009	.02090	1.1556	.03968	2.8828	.00779	.02749	.02101
Check ?	Chk Pass	Chk Pass	Chk Pass	Chk Pass	Chk Pass	Chk Pass	Chk Pass	Chk Pass	Chk Pass	Chk Pass	None	Chk Pass
Value												
Range												

Elem	Se1960	Si2881	SiO2	Sn1899	Sr4077	Th2837	Ti3349	Tl1908	U_3701	V_2924	Zn2062	Zr3391
Units	ppm	ppm	ppm	ppm	ppm	ppm	ppm	ppm	ppm	ppm	ppm	ppm
Avg	F **.02803**	**.48169**	**1.0308**	**.10493**	**.01032**	**.01665**	**.00902**	**.01216**	F **.00838**	**.00988**	**.01883**	**.01897**
Stddev	.00002	.03415	.0731	.00034	.00020	.00205	.00010	.00163	.01341	.00041	.00072	.00343
%RSD	.05888	7.0901	7.0901	.32441	1.9428	12.334	1.1356	13.397	160.03	4.1251	3.7986	18.054
#1	.02802	.45754	.97914	.10517	.01018	.01520	.00894	.01332	-.00110	.00959	.01833	.01655
#2	.02804	.50584	1.0825	.10469	.01046	.01811	.00909	.01101	.01787	.01017	.01934	.02140
Check ?	Chk Fail	Chk Pass	Chk Pass	Chk Pass	Chk Pass	Chk Pass	Chk Pass	Chk Pass	Chk Fail	Chk Pass	Chk Pass	Chk Pass
Value	.01500								.06000			
Range	30.000%								-30.000%			

Int. Std.	Y_2243	Y_3600	Y_3774
Units	Cts/S	Cts/S	Cts/S
Avg	**2630.6**	**40947.**	**2165.0**
Stddev	26.9	30.	72.8
%RSD	1.0220	.07250	3.3614
#1	2611.6	40926.	2113.5
#2	2649.6	40968.	2216.5

Sample Name: CCVL-3897520 Acquired: 5/19/2016 6:11:48 Type: QC
Method: 6500_025(v6) Mode: CONC Corr. Factor: 1.000000
User: CRHOADES Prep Date: Custom ID2: Custom ID3:
Comment:

Elem	Ag3280	Al1670	As1890	B_2089	Ba4554	Be3130	Bi2230	Ca3179	Cd2288	Co2286	Cr2055	Cu3247
Units	ppm	ppm	ppm	ppm	ppm	ppm	ppm	ppm	ppm	ppm	ppm	ppm
Avg	**.00892**	**.11603**	**.01218**	**.09951**	**.00987**	**.00125**	**.11335**	**.19218**	**.00501**	**.01025**	**.01062**	**.01597**
Stddev	.00071	.00177	.00664	.00167	.00055	.00006	.00078	.01089	.00015	.00031	.00030	.00030
%RSD	7.9808	1.5291	54.547	1.6765	5.5654	4.9175	.69016	5.6672	3.0891	3.0644	2.8130	1.8605
#1	.00943	.11728	.00748	.10069	.01025	.00129	.11280	.18448	.00512	.01048	.01083	.01576
#2	.00842	.11478	.01687	.09833	.00948	.00120	.11390	.19988	.00490	.01003	.01041	.01618
Check ?	Chk Pass	Chk Pass	Chk Pass	Chk Pass	Chk Pass	Chk Pass	Chk Pass	Chk Pass	Chk Pass	Chk Pass	Chk Pass	Chk Pass
Value												
Range												

Elem	Fe2599	K_7664	Li6707	Mg2790	Mn2576	Mo2020	Na5895	Ni2316	P_1782	Pb2203	S_1820	Sb2068
Units	ppm	ppm	ppm	ppm	ppm	ppm	ppm	ppm	ppm	ppm	ppm	ppm
Avg	**.10426**	**3.0773**	**.00959**	**.20447**	**.00996**	**.02046**	**1.1384**	**.04027**	**2.9023**	**.00881**	**.03094**	**.01972**
Stddev	.00091	.0230	.00330	.00674	.00018	.00061	.0242	.00083	.0276	.00145	.00488	.00182
%RSD	.87229	.74604	34.445	3.2979	1.7610	2.9869	2.1261	2.0726	.95158	16.441	15.762	9.2072
#1	.10361	3.0610	.01193	.19970	.00984	.02003	1.1213	.04086	2.9219	.00983	.03439	.01844
#2	.10490	3.0935	.00726	.20924	.01009	.02090	1.1556	.03968	2.8828	.00779	.02749	.02101
Check ?	Chk Pass	Chk Pass	Chk Pass	Chk Pass	Chk Pass	Chk Pass	Chk Pass	Chk Pass	Chk Pass	Chk Pass	None	Chk Pass
Value												
Range												

Elem	Se1960	Si2881	SiO2	Sn1899	Sr4077	Th2837	Ti3349	Tl1908	U_3701	V_2924	Zn2062	Zr3391
Units	ppm	ppm	ppm	ppm	ppm	ppm	ppm	ppm	ppm	ppm	ppm	ppm
Avg	F **.02803**	**.48169**	**1.0308**	**.10493**	**.01032**	**.01665**	**.00902**	**.01216**	F **.00838**	**.00988**	**.01883**	**.01897**
Stddev	.00002	.03415	.0731	.00034	.00020	.00205	.00010	.00163	.01341	.00041	.00072	.00343
%RSD	.05888	7.0901	7.0901	.32441	1.9428	12.334	1.1356	13.397	160.03	4.1251	3.7986	18.054
#1	.02802	.45754	.97914	.10517	.01018	.01520	.00894	.01332	-.00110	.00959	.01833	.01655
#2	.02804	.50584	1.0825	.10469	.01046	.01811	.00909	.01101	.01787	.01017	.01934	.02140
Check ?	Chk Fail	Chk Pass	Chk Pass	Chk Pass	Chk Pass	Chk Pass	Chk Pass	Chk Pass	Chk Fail	Chk Pass	Chk Pass	Chk Pass
Value	.01500								.06000			
Range	30.000%								-30.000%			

Int. Std.	Y_2243	Y_3600	Y_3774
Units	Cts/S	Cts/S	Cts/S
Avg	**2630.6**	**40947.**	**2165.0**
Stddev	26.9	30.	72.8
%RSD	1.0220	.07250	3.3614
#1	2611.6	40926.	2113.5
#2	2649.6	40968.	2216.5

TestAmerica *Denver*

ICP Data Review Checklist

LIMS Batch Number(s): 326009-012	Filename(s): 25A051816.pdf	Instrument ID (circle one): ICP25 ICP26
Analyst/1st Reviewer/Date: CR 5/19/16		Method (circle): 200.7 6010B 6010C
		QC Type (circle): Standard DoD Q4 DoD Q5 QAPP_____ Other_____
Matrix (circle): Water Solid Leachate		Circle: Total TR PD Dissolved

Review Items	Yes	No	NA	2nd Rev	If No, why is data reportable?
A. Calibration/Instrument Run QC	✓			✓	
1. Instrument calibrated per lab SOP?	✓			✓	
2. Reanalysis of Calibration Standards before samples: 95-105% recovery	✓			✓	
3. ICB/CCB: run before samples, 10% frequency, & closing Result < ½ RL (routine) Result < LOD/2x MDL (DoD or special project)	✓			✓	If no, list details:
4. ICV/CCV: frequency initial, 10%, & closing 90-110% recovery, 5% RSD (6010) 95-105% recovery, 3% RSD (200.7)	✓			✓	If no, list details:
5. ICVL/CCVL: 70-130% recovery (6010C)	✓			✓	If no, list details:
6. ICSA/ICSAB: run before samples ICSA detections for non-spiked el 2x RL (<LOD/2x MDL for DoD or special project) ICSAB for spiked elements 80-120% *If no, list analytes:*	✓			✓	☐ Results outside limits due to contamination. ☐ Concentration of affected analyte in sample is less than RL.
7. RL-level check standard (CRI): 50-150% (routine) 80-120% recovery (DoD or special projects)	✓			✓	If no, list details:
B. Client Sample and QC Sample Results				✓	
1. Samples with target element concentrations > 90% linear range diluted and reanalyzed? (200.7)	✓			✓	Comments:
2. Were all hits reported from a run with interfering elements < linear range? (L flags investigated?)	✓			✓	Comments:
3. Internal standard (IS) response ± 30% of ICB IS? *If no, list details:*	✓			✓	☐ High IS response. Sample(s) rerun at dilution. ☐ Low IS response. Sample(s) rerun at dilution.
C. Preparation/Matrix QC					
1. Method blank: one per preparation batch result < ½ RL (routine)	✓			✓	☐ No analyte > RL in associated samples ☐ Sample results >10x blank ☐ Insufficient sample for reanalysis
2. LCS: one per preparation batch 80-120% recovery or historical (routine) 85-115% recovery or historical (200.7); project limits (other)	✓			✓	☐ Insufficient sample for reanalysis ☐ LCS %R > QC limits & samples < RL
3. MS/MSD or MS/Dup frequency: a pair per batch (routine) a pair per 10 samples (200.7)	✓			✓	☐ Insufficient sample – LCS/LCSD analyzed
C. Preparation/Matrix QC (cont.)					
4. MS/MSD recovery & RPD: 75-125% recovery or historical (routine) 70-130% recovery or historical (200.7) 20% RPD project limits (other)	✓			✓	☐ LCS acceptable – matrix effects ☐ Native analyte > 4x spike level ☐ Matrix effect and native analyte > 4x spike

TestAmerica *Denver*

Review Items	Yes	No	NA	2nd Rev	If No, why is data reportable?
5. If TCLP MS <50% and sample result 80-100% of toxicity characteristic limit, was MSA run?	✓			✓	Comments:
6. Serial dilution: present for each prep batch (routine) Required if MS/MSD fail (DoDV5) run at 5x dilution of parent sample ≤ 10% difference	✓			✓	☐ Sample result < 50 x MDL
7. Post digestion spike: Required if MS/MSD fail (DoD and 6010C) or by client request 75-125% recovery	✓			✓	
D. Raw Data & TALS Data Entry				✓	
1. TALS Sample List Tab	✓			✓	
a. LIMS Sample IDs / Containers are correct	✓			✓	
b. Method and matrix are correct	✓			✓	
c. Date and time are correct	✓			✓	
d. Dilutions are correct	✓			✓	
e. Correct suffix designated; e.g., DU, (where applicable)	✓			✓	
2. TALS Sample Results Tab	✓			✓	
a. All reported analytes are marked Primary or Secondary	✓			✓	
b. All unused data are marked Rejected or Accepted. Unused data are clearly identified with reason not used	✓			✓	
c. Out of control QC is clearly identified	✓			✓	
d. Any data that has a qualifier is reviewed with appropriate action taken (NCM if needed)	✓			✓	
e. The attached data file includes the filename, instrument, and analyst initials	✓			✓	
3. TALS Worksheet Tab is complete and correct	✓			✓	
4. TALS Reagent Tab is complete and correct	✓			✓	
5. TALS QC Links Tab is correct	✓			✓	
6. TALS Batch Information Screen documentation is complete	✓			✓	
7. TALS Status set to appropriate review level	✓			✓	
E. Final Report and NCMs (2nd level review only)				✓	
1. Were all job/project requirements met?				✓	
2. Results for samples and QC correct on final report?				✓	
3. Are all necessary scanned documents in TALS?				✓	
4. NCMs reviewed for applicability, correct references to batches, grammar/typographical errors?				✓	
5. Raw Data PDF attached as document				✓	

Comments: _____

2nd Reviewer: SB Date: 5/19/16

05/27/2016
Page 1393 of 2254

Sample Name: ICIS Acquired: 5/20/2016 14:23:22 Type: Cal
Method: 6500_026(v10) Mode: IR Corr. Factor: 1.000000
User: kellyca Custom ID1: Custom ID2: Custom ID3:
Comment:

Elem	Ag3280	Al1670	Al3092	As1890	B_2089	Ba4554	Be3130	Bi2230	Ca3179	Cd2288	Co2286	Cr2055
Units	Cts/S	Cts/S	Cts/S	Cts/S	Cts/S	Cts/S	Cts/S	Cts/S	Cts/S	Cts/S	Cts/S	Cts/S
Avg	**-.00165**	**.00065**	**.00056**	**-.00044**	**.00110**	**.00060**	**.00094**	**-.00124**	**.00751**	**.00147**	**-.00021**	**.00038**
Stddev	.00010	.00004	.00012	.00001	.00002	.00001	.00003	.00033	.00021	.00010	.00003	.00027
%RSD	6.3572	6.8385	21.491	1.9894	2.1043	.86420	3.3840	26.503	2.8318	6.7609	14.816	70.877
#1	-.00172	.00062	.00065	-.00043	.00108	.00060	.00092	-.00101	.00736	.00140	-.00019	.00019
#2	-.00157	.00068	.00048	-.00044	.00111	.00059	.00096	-.00148	.00766	.00154	-.00024	.00058

Elem	Cu3247	Fe2599	Fe2714	K_7664	Li6707	Mg2790	Mn2576	Mo2020	Na5895	Na8183	Ni2316	P_1782
Units	Cts/S	Cts/S	Cts/S	Cts/S	Cts/S	Cts/S	Cts/S	Cts/S	Cts/S	Cts/S	Cts/S	Cts/S
Avg	**.00494**	**.00021**	**-.00006**	**-.00134**	**-.00115**	**-.00003**	**.00002**	**.00017**	**.00039**	**-.01235**	**-.00113**	**.00016**
Stddev	.00014	.00001	.00003	.00098	.00012	.00003	.00004	.00001	.00100	.00030	.00025	.00016
%RSD	2.7667	3.4054	55.662	72.915	10.287	105.42	178.32	4.0689	255.25	2.4133	21.889	100.97
#1	.00484	.00022	-.00008	-.00065	-.00107	-.00005	-.00001	.00017	.00109	-.01214	-.00095	.00027
#2	.00504	.00021	-.00004	-.00203	-.00124	-.00001	.00005	.00018	-.00031	-.01256	-.00130	.00004

Elem	Pb2203	S_1820	Sb2068	Se1960	Si2881	Sn1899	Sr4077	Th2837	Ti3349	Tl1908	U_3701	V_2924
Units	Cts/S	Cts/S	Cts/S	Cts/S	Cts/S	Cts/S	Cts/S	Cts/S	Cts/S	Cts/S	Cts/S	Cts/S
Avg	**-.00020**	**-.00009**	**.00025**	**.00020**	**.00102**	**.00020**	**-.00251**	**-.00066**	**-.00025**	**-.00018**	**-.00007**	**.00016**
Stddev	.00042	.00004	.00034	.00002	.00000	.00024	.00014	.00003	.00007	.00009	.00007	.00004
%RSD	211.06	49.086	132.64	12.385	.33821	117.00	5.5453	4.9960	29.269	49.339	101.02	23.796
#1	.00010	-.00012	.00049	.00018	.00102	.00003	-.00261	-.00063	-.00030	-.00025	-.00012	.00018
#2	-.00050	-.00006	.00002	.00021	.00102	.00037	-.00241	-.00068	-.00020	-.00012	-.00002	.00013

Elem	Zn2062	Zr3391
Units	Cts/S	Cts/S
Avg	**.00001**	**-.00073**
Stddev	.00001	.00007
%RSD	80.326	8.9074
#1	.00002	-.00078
#2	.00001	-.00069

Int. Std.	Y_2243	Y_3600	Y_3774
Units	Cts/S	Cts/S	Cts/S
Avg	**1585.1**	**32316.**	**6123.7**
Stddev	1.0	28.	26.1
%RSD	.06023	.08696	.42646
#1	1584.4	32336.	6105.2
#2	1585.7	32297.	6142.1

Sample Name: IC1 Acquired: 5/20/2016 14:26:06 Type: Cal
Method: 6500_026(v10) Mode: IR Corr. Factor: 1.000000
User: kellyca Custom ID1: Custom ID2: Custom ID3:
Comment:

Elem	Ag3280	Al1670	As1890	B_2089	Ba4554	Be3130	Ca3179	Cd2288	Co2286	Cr2055	Cu3247	Fe2599	K_7664
Units	Cts/S	Cts/S	Cts/S	Cts/S	Cts/S	Cts/S	Cts/S	Cts/S	Cts/S	Cts/S	Cts/S	Cts/S	Cts/S
Avg	**.20936**	**.18764**	**.11575**	**.34349**	**5.9587**	**4.7804**	**1.0820**	**1.5463**	**.83911**	**1.0351**	**.33206**	**.50041**	**5.3326**
Stddev	.00068	.00021	.00010	.00128	.0159	.0105	.0061	.0035	.00116	.0031	.00346	.00120	.0080
%RSD	.32676	.11373	.08368	.37211	.26637	.21966	.56748	.22584	.13773	.29626	1.0425	.23987	.14968
#1	.20888	.18749	.11568	.34439	5.9699	4.7878	1.0863	1.5487	.83993	1.0373	.32962	.50125	5.3382
#2	.20985	.18779	.11582	.34258	5.9475	4.7730	1.0777	1.5438	.83830	1.0329	.33451	.49956	5.3269

Elem	Li6707	Mg2790	Mn2576	Mo2020	Na5895	Ni2316	P_1782	Pb2203	Sb2068	Se1960	Si2881	Sn1899	Sr4077
Units	Cts/S	Cts/S	Cts/S	Cts/S	Cts/S	Cts/S	Cts/S	Cts/S	Cts/S	Cts/S	Cts/S	Cts/S	Cts/S
Avg	**2.8384**	**.43983**	**.84900**	**.57801**	**1.8291**	**.58600**	**.10425**	**.39227**	**.23658**	**.09451**	**.23421**	**.27941**	**10.836**
Stddev	.0073	.00286	.00665	.00343	.0034	.00031	.00013	.00008	.00025	.00006	.00029	.00047	.029
%RSD	.25565	.64971	.78381	.59285	.18763	.05248	.12140	.02059	.10592	.06156	.12346	.16947	.26909
#1	2.8435	.43781	.84429	.58044	1.8316	.58622	.10434	.39221	.23640	.09447	.23400	.27974	10.856
#2	2.8332	.44185	.85370	.57559	1.8267	.58578	.10416	.39233	.23676	.09455	.23441	.27907	10.815

Elem	Ti3349	Tl1908	V_2924	Zn2062	Zr3391
Units	Cts/S	Cts/S	Cts/S	Cts/S	Cts/S
Avg	**.27882**	**.19676**	**.14934**	**.01388**	**.29042**
Stddev	.00197	.00029	.00145	.00008	.00090
%RSD	.70638	.14983	.96854	.55690	.30870
#1	.27743	.19655	.14832	.01383	.29105
#2	.28021	.19697	.15036	.01394	.28978

Int. Std.	Y_2243	Y_3600	Y_3774
Units	Cts/S	Cts/S	Cts/S
Avg	**1542.3**	**30794.**	**6195.3**
Stddev	1.5	190.	23.2
%RSD	.09851	.61648	.37515
#1	1541.2	30928.	6178.8
#2	1543.4	30659.	6211.7

Sample Name: IC2 Acquired: 5/20/2016 14:28:38 Type: Cal
Method: 6500_026(v10) Mode: IR Corr. Factor: 1.000000
User: kellyca Custom ID1: Custom ID2: Custom ID3:
Comment:

Elem	Al3092	Bi2230	Fe2714	Na8183	S_1820	Th2837	U_3701
Units	Cts/S	Cts/S	Cts/S	Cts/S	Cts/S	Cts/S	Cts/S
Avg	**3.0715**	**.30247**	**.50744**	**2.6449**	**.44822**	**.44798**	**.14026**
Stddev	.0000	.00031	.00226	.0010	.00197	.00060	.00036
%RSD	.00094	.10309	.44558	.03730	.43983	.13464	.25467
#1	3.0715	.30269	.50904	2.6442	.44961	.44755	.14001
#2	3.0715	.30225	.50584	2.6456	.44682	.44841	.14051

Int. Std.	Y_2243	Y_3600	Y_3774
Units	Cts/S	Cts/S	Cts/S
Avg	**1485.6**	**29818.**	**6057.2**
Stddev	2.5	5.	16.7
%RSD	.16679	.01672	.27557
#1	1483.8	29822.	6045.4
#2	1487.3	29815.	6069.0

Sample Name: S1-3900193 Acquired: 5/20/2016 14:31:23 Type: QC
Method: 6500_026(v10) Mode: CONC Corr. Factor: 1.000000
User: kellyca Custom ID1: Custom ID2: Custom ID3:
Comment:

Elem	Ag3280	Al1670	As1890	B_2089	Ba4554	Be3130	Bi2230	Ca3179	Cd2288	Co2286	Cr2055	Cu3247	Fe2599
Units	ppm	ppm	ppm	ppm	ppm	ppm	ppm	ppm	ppm	ppm	ppm	ppm	ppm
Avg	**.99974**	**1.0172**	**2.0270**	**1.0269**	**1.0064**	**1.0062**	**-.00461**	**9.9915**	**1.0195**	**1.0156**	**1.0136**	**1.0034**	**5.0059**
Stddev	.00555	.0003	.0035	.0004	.0003	.0037	.00219	.0845	.0011	.0015	.0002	.0052	.0227
%RSD	.55519	.02469	.17289	.03774	.02578	.37019	47.589	.84544	.10352	.14925	.02398	.51868	.45438
#1	1.0037	1.0170	2.0245	1.0266	1.0062	1.0036	-.00616	9.9318	1.0187	1.0167	1.0137	1.0071	4.9898
#2	.99581	1.0174	2.0295	1.0272	1.0066	1.0089	-.00306	10.051	1.0202	1.0146	1.0134	.99974	5.0220
Check ?	Chk Pass	Chk Pass	Chk Pass	Chk Pass	Chk Pass	Chk Pass	None	Chk Pass	Chk Pass	Chk Pass	Chk Pass	Chk Pass	Chk Pass
Value													
Range													

Elem	K_7664	Li6707	Mg2790	Mn2576	Mo2020	Na5895	Na8183	Ni2316	P_1782	Pb2203	S_1820	Sb2068	Se1960
Units	ppm	ppm	ppm	ppm	ppm	ppm	ppm	ppm	ppm	ppm	ppm	ppm	ppm
Avg	**100.62**	**2.0185**	**39.870**	**.99659**	**1.0209**	**10.128**	**10.304**	**1.0110**	**2.0367**	**2.0303**	**.01076**	**2.0553**	**2.0440**
Stddev	.16	.0054	.131	.00071	.0028	.001	.099	.0042	.0076	.0016	.00150	.0071	.0064
%RSD	.15945	.26869	.32805	.07154	.27175	.01367	.96249	.41392	.37086	.07869	13.971	.34343	.31198
#1	100.51	2.0223	39.963	.99609	1.0229	10.127	10.374	1.0140	2.0313	2.0292	.00969	2.0603	2.0485
#2	100.73	2.0146	39.778	.99709	1.0189	10.129	10.234	1.0081	2.0420	2.0314	.01182	2.0503	2.0394
Check ?	Chk Pass	Chk Pass	Chk Pass	Chk Pass	Chk Pass	Chk Pass	Chk Pass	Chk Pass	Chk Pass	Chk Pass	None	Chk Pass	Chk Pass
Value													
Range													

Elem	Si2881	Sn1899	Sr4077	Th2837	Ti3349	Tl1908	U_3701	V_2924	Zn2062	Zr3391
Units	ppm	ppm	ppm	ppm	ppm	ppm	ppm	ppm	ppm	ppm
Avg	**10.013**	**2.0145**	**1.0035**	**.00285**	**.99788**	**2.0393**	**.04459**	**.99762**	**.99119**	**1.0094**
Stddev	.048	.0009	.0003	.00134	.00093	.0046	.00514	.00139	.00453	.0024
%RSD	.47768	.04592	.03390	47.119	.09341	.22557	11.535	.13954	.45727	.23711
#1	9.9794	2.0138	1.0033	.00190	.99853	2.0360	.04823	.99861	.98798	1.0077
#2	10.047	2.0151	1.0038	.00380	.99722	2.0425	.04095	.99664	.99439	1.0111
Check ?	Chk Pass	Chk Pass	Chk Pass	None	Chk Pass	Chk Pass	None	Chk Pass	Chk Pass	Chk Pass
Value										
Range										

Int. Std.	Y_2243	Y_3600	Y_3774
Units	Cts/S	Cts/S	Cts/S
Avg	**1521.1**	**30958.**	**6251.0**
Stddev	1.3	75.	69.0
%RSD	.08635	.24265	1.1031
#1	1522.0	30905.	6299.8
#2	1520.1	31011.	6202.2

Sample Name: S2-3900194 Acquired: 5/20/2016 14:33:55 Type: QC
Method: 6500_026(v10) Mode: CONC Corr. Factor: 1.000000
User: kellyca Custom ID1: Custom ID2: Custom ID3:
Comment:

Elem	Ag3280	Al3092	As1890	B_2089	Ba4554	Be3130	Bi2230	Ca3179	Cd2288	Co2286	Cr2055	Cu3247	Fe2714
Units	ppm	ppm	ppm	ppm	ppm	ppm	ppm	ppm	ppm	ppm	ppm	ppm	ppm
Avg	**.00088**	**101.42**	**-.00028**	**.00479**	**.00064**	**-.00021**	**2.0422**	**-.04941**	**-.00202**	**.00586**	**-.00093**	**.01623**	**101.08**
Stddev	.00065	.30	.00041	.00123	.00012	.00000	.0034	.00352	.00065	.00004	.00018	.00043	.62
%RSD	73.546	.29290	148.18	25.611	18.502	1.0844	.16898	7.1218	32.259	.67934	19.167	2.6720	.60977
#1	.00042	101.21	.00001	.00566	.00072	-.00021	2.0447	-.05190	-.00248	.00584	-.00080	.01592	100.64
#2	.00134	101.63	-.00057	.00393	.00055	-.00020	2.0398	-.04692	-.00156	.00589	-.00105	.01653	101.51
Check ?	None	Chk Pass	None	None	None	None	Chk Pass	None	None	None	None	None	Chk Pass
Value													
Range													

Elem	K_7664	Li6707	Mg2790	Mn2576	Mo2020	Na8183	Ni2316	P_1782	Pb2203	S_1820	Sb2068	Se1960	Si2881
Units	ppm	ppm	ppm	ppm	ppm	ppm	ppm	ppm	ppm	ppm	ppm	ppm	ppm
Avg	**.14237**	**.00036**	**.28771**	**-.00114**	**-.00357**	**508.70**	**-.00073**	**.00978**	**.00188**	**10.249**	**.00132**	**-.00093**	**-.02771**
Stddev	.00292	.00035	.00243	.00015	.00058	1.29	.00042	.00148	.00256	.021	.00116	.00161	.00891
%RSD	2.0526	97.978	.84547	13.522	16.231	.25454	57.405	15.103	135.89	.20748	88.060	173.90	32.149
#1	.14030	.00011	.28599	-.00103	-.00398	507.79	-.00102	.01083	.00369	10.264	.00050	-.00207	-.03401
#2	.14444	.00060	.28943	-.00124	-.00316	509.62	-.00043	.00874	.00007	10.234	.00214	.00021	-.02141
Check ?	None	None	None	None	None	Chk Pass	None	None	None	Chk Pass	None	None	None
Value													
Range													

Elem	Sn1899	Sr4077	Th2837	Ti3349	Tl1908	U_3701	V_2924	Zn2062	Zr3391
Units	ppm	ppm	ppm	ppm	ppm	ppm	ppm	ppm	ppm
Avg	**.00751**	**.00090**	**10.149**	**.05208**	**-.00343**	**20.415**	**-.03336**	**.00998**	**.00340**
Stddev	.00140	.00010	.022	.00027	.00215	.125	.00025	.00114	.00221
%RSD	18.623	11.077	.21944	.52721	62.596	.61345	.75681	11.449	64.913
#1	.00849	.00097	10.165	.05228	-.00495	20.504	-.03318	.00917	.00184
#2	.00652	.00083	10.133	.05189	-.00191	20.327	-.03354	.01079	.00496
Check ?	None	None	Chk Pass	None	None	Chk Pass	None	None	None
Value									
Range									

Int. Std.	Y_2243	Y_3600	Y_3774
Units	Cts/S	Cts/S	Cts/S
Avg	**1483.1**	**29819.**	**6088.3**
Stddev	1.4	7.	59.7
%RSD	.09616	.02229	.98080
#1	1484.1	29823.	6130.5
#2	1482.1	29814.	6046.0

Sample Name: icvh-3897651 Acquired: 5/20/2016 14:37:02 Type: QC
Method: 6500_026(v10) Mode: CONC Corr. Factor: 1.000000
User: kellyca Custom ID1: Custom ID2: Custom ID3:
Comment:

Elem	Ag3280	Al3092	As1890	B_2089	Ba4554	Be3130	Bi2230	Ca3179	Cd2288	Co2286	Cr2055	Cu3247	Fe2714
Units	ppm	ppm	ppm	ppm	ppm	ppm	ppm	ppm	ppm	ppm	ppm	ppm	ppm
Avg	**.00020**	**40.013**	**-.00405**	**.00081**	**.00055**	**-.00022**	**.50587**	**-.03412**	**-.00058**	**.00119**	**-.00007**	**.00390**	**80.150**
Stddev	.00015	.143	.00113	.00048	.00011	.00005	.00434	.00052	.00033	.00001	.00012	.00023	.206
%RSD	77.132	.35811	27.839	59.561	20.583	22.121	.85862	1.5144	57.250	1.0335	186.94	5.8820	.25725
#1	.00030	39.912	-.00325	.00115	.00063	-.00018	.50894	-.03375	-.00082	.00120	.00002	.00406	80.004
#2	.00009	40.115	-.00485	.00047	.00047	-.00025	.50280	-.03448	-.00035	.00118	-.00015	.00374	80.295
Check ?	None	Chk Pass	None	None	None	None	Chk Pass	None	None	None	None	None	Chk Pass
Value													
Range													

Elem	K_7664	Li6707	Mg2790	Mn2576	Mo2020	Na8183	Ni2316	P_1782	Pb2203	S_1820	Sb2068	Se1960	Si2881
Units	ppm	ppm	ppm	ppm	ppm	ppm	ppm	ppm	ppm	ppm	ppm	ppm	ppm
Avg	**.00058**	**-.00048**	**.07495**	**-.00127**	**-.00149**	**41.191**	**-.00053**	**.00213**	**-.00398**	**3.8579**	**-.00003**	**.00363**	**-.00787**
Stddev	.01488	.00017	.00330	.00004	.00051	.007	.00007	.00044	.00278	.0004	.00118	.00094	.00092
%RSD	2569.3	36.134	4.4042	3.0184	34.544	.01662	13.845	20.779	69.705	.01158	4547.0	26.027	11.631
#1	-.00995	-.00060	.07728	-.00125	-.00185	41.196	-.00048	.00244	-.00594	3.8576	-.00086	.00429	-.00722
#2	.01110	-.00036	.07261	-.00130	-.00112	41.186	-.00058	.00182	-.00202	3.8582	.00081	.00296	-.00852
Check ?	None	None	None	None	None	Chk Pass	None	None	None	Chk Pass	None	None	None
Value													
Range													

Elem	Sn1899	Sr4077	Th2837	Ti3349	Tl1908	U_3701	V_2924	Zn2062	Zr3391
Units	ppm	ppm	ppm	ppm	ppm	ppm	ppm	ppm	ppm
Avg	**.00299**	**.00016**	**3.0168**	**.01636**	**-.00267**	**5.2157**	**-.00738**	**-.00156**	**.00123**
Stddev	.00014	.00003	.0142	.00019	.00154	.0065	.00065	.00001	.00020
%RSD	4.7087	16.394	.46979	1.1580	57.875	.12521	8.8059	.73869	15.997
#1	.00309	.00018	3.0268	.01649	-.00158	5.2111	-.00692	-.00155	.00109
#2	.00290	.00014	3.0068	.01622	-.00376	5.2203	-.00784	-.00157	.00137
Check ?	None	None	Chk Pass	None	None	Chk Pass	None	None	None
Value									
Range									

Int. Std.	Y_2243	Y_3600	Y_3774
Units	Cts/S	Cts/S	Cts/S
Avg	**1574.0**	**31828.**	**6177.9**
Stddev	.8	4.	3.1
%RSD	.05193	.01239	.05093
#1	1574.6	31831.	6175.7
#2	1573.4	31825.	6180.2

Sample Name: icv-3897847 Acquired: 5/20/2016 14:41:16 Type: QC
Method: 6500_026(v10) Mode: CONC Corr. Factor: 1.000000
User: kellyca Custom ID1: Custom ID2: Custom ID3:
Comment:

Elem	Ag3280	Al1670	As1890	B_2089	Ba4554	Be3130	Bi2230	Ca3179	Cd2288	Co2286	Cr2055	Cu3247
Units	ppm	ppm	ppm	ppm	ppm	ppm	ppm	ppm	ppm	ppm	ppm	ppm
Avg	**.24834**	W **.26471**	**.25458**	**.25623**	**.25301**	**.25323**	**.00158**	**2.0388**	**.25280**	**.25464**	**.25644**	**.24917**
Stddev	.00053	.00061	.00325	.00041	.00060	.00056	.00006	.0128	.00087	.00096	.00035	.00131
%RSD	.21463	.22982	1.2749	.16147	.23864	.22137	3.5144	.62838	.34317	.37801	.13654	.52416
#1	.24872	.26514	.25228	.25594	.25259	.25284	.00154	2.0297	.25341	.25532	.25668	.25009
#2	.24796	.26428	.25687	.25653	.25344	.25363	.00162	2.0478	.25219	.25396	.25619	.24824
Check ?	Chk Pass	Chk Warn	Chk Pass	Chk Pass	Chk Pass	Chk Pass	None	Chk Pass	Chk Pass	Chk Pass	Chk Pass	Chk Pass
Value		.25000										
Range		5.0000%										

Elem	Fe2599	K_7664	Li6707	Mg2790	Mn2576	Mo2020	Na5895	Ni2316	P_1782	Pb2203	S_1820	Sb2068
Units	ppm	ppm	ppm	ppm	ppm	ppm	ppm	ppm	ppm	ppm	ppm	ppm
Avg	**.26005**	**20.253**	**.25368**	**10.123**	**.25559**	**.25266**	**2.0501**	**.25885**	**2.0051**	**.26065**	**.00323**	**.25826**
Stddev	.00244	.132	.00015	.032	.00059	.00123	.0196	.00205	.0143	.00029	.00030	.00074
%RSD	.93915	.65006	.05980	.31968	.22931	.48798	.95781	.79336	.71346	.11315	9.3401	.28582
#1	.25832	20.159	.25358	10.146	.25600	.25353	2.0362	.26030	2.0152	.26044	.00301	.25774
#2	.26177	20.346	.25379	10.100	.25517	.25179	2.0639	.25740	1.9950	.26086	.00344	.25878
Check ?	Chk Pass	Chk Pass	Chk Pass	Chk Pass	Chk Pass	Chk Pass	Chk Pass	Chk Pass	Chk Pass	Chk Pass	None	Chk Pass
Value												
Range												

Elem	Se1960	Si2881	Sn1899	Sr4077	Th2837	Ti3349	Tl1908	U_3701	V_2924	Zn2062	Zr3391
Units	ppm	ppm	ppm	ppm	ppm	ppm	ppm	ppm	ppm	ppm	ppm
Avg	**.51202**	**2.0622**	**.50634**	**.25067**	**-.00308**	**.24492**	W **.52935**	**.03010**	**.24778**	**.25023**	**.25112**
Stddev	.00743	.0182	.00038	.00080	.00079	.00027	.00172	.00009	.00022	.00085	.00052
%RSD	1.4516	.88166	.07574	.32098	25.812	.11059	.32526	.29450	.08765	.33841	.20834
#1	.51728	2.0493	.50607	.25010	-.00252	.24511	.52813	.03004	.24763	.25082	.25149
#2	.50677	2.0750	.50661	.25124	-.00364	.24472	.53057	.03016	.24793	.24963	.25075
Check ?	Chk Pass	Chk Pass	Chk Pass	Chk Pass	None	Chk Pass	Chk Warn	None	Chk Pass	Chk Pass	Chk Pass
Value							.50000				
Range							5.0000%				

Int. Std.	Y_2243	Y_3600	Y_3774
Units	Cts/S	Cts/S	Cts/S
Avg	**1577.6**	**32179.**	**6163.3**
Stddev	2.7	9.	14.7
%RSD	.16946	.02818	.23779
#1	1575.7	32173.	6153.0
#2	1579.5	32185.	6173.7

Sample Name: icvl-3903059 Acquired: 5/20/2016 14:45:21 Type: QC
Method: 6500_026(v10) Mode: CONC Corr. Factor: 1.000000
User: kellyca Custom ID1: Custom ID2: Custom ID3:
Comment:

Elem	Ag3280	Al1670	As1890	B_2089	Ba4554	Be3130	Bi2230	Ca3179	Cd2288	Co2286	Cr2055	Cu3247
Units	ppm	ppm	ppm	ppm	ppm	ppm	ppm	ppm	ppm	ppm	ppm	ppm
Avg	**.01009**	**.10544**	F **.00798**	**.10254**	**.01010**	**.00092**	**.10922**	**.19929**	**.00511**	**.01019**	**.01035**	**.01450**
Stddev	.00074	.00086	.00137	.00067	.00006	.00011	.00050	.00169	.00009	.00005	.00017	.00005
%RSD	7.3641	.81280	17.167	.64898	.64067	11.829	.45490	.84812	1.6730	.52690	1.6261	.35445
#1	.01062	.10483	.00895	.10207	.01015	.00085	.10957	.19809	.00517	.01022	.01047	.01446
#2	.00957	.10604	.00701	.10301	.01006	.00100	.10886	.20048	.00505	.01015	.01023	.01453
Check ?	Chk Pass	Chk Pass	Chk Fail	Chk Pass	Chk Pass	Chk Pass	Chk Pass	Chk Pass	Chk Pass	Chk Pass	Chk Pass	Chk Pass
Value			.01500									
Range			-30.000%									

Elem	Fe2599	K_7664	Li6707	Mg2790	Mn2576	Mo2020	Na5895	Ni2316	P_1782	Pb2203	S_1820	Sb2068
Units	ppm	ppm	ppm	ppm	ppm	ppm	ppm	ppm	ppm	ppm	ppm	ppm
Avg	**.10705**	**3.0080**	**.00841**	**.20665**	**.01014**	**.02053**	**1.0113**	**.04119**	**2.9155**	**.00874**	**.00277**	**.02179**
Stddev	.00116	.0610	.00002	.00175	.00011	.00028	.0014	.00027	.0108	.00143	.00015	.00115
%RSD	1.0858	2.0291	.22974	.84557	1.1055	1.3668	.13519	.64841	.37067	16.339	5.2628	5.2614
#1	.10787	2.9648	.00840	.20541	.01022	.02033	1.0103	.04138	2.9231	.00773	.00287	.02260
#2	.10622	3.0511	.00843	.20789	.01006	.02073	1.0123	.04101	2.9078	.00975	.00267	.02098
Check ?	Chk Pass	Chk Pass	Chk Pass	Chk Pass	Chk Pass	Chk Pass	Chk Pass	Chk Pass	Chk Pass	Chk Pass	None	Chk Pass
Value												
Range												

Elem	Se1960	Si2881	Sn1899	Sr4077	Th2837	Ti3349	Tl1908	U_3701	V_2924	Zn2062	Zr3391
Units	ppm	ppm	ppm	ppm	ppm	ppm	ppm	ppm	ppm	ppm	ppm
Avg	**.01169**	**.48952**	**.10344**	**.00982**	**.01095**	**.00997**	**.01493**	F **.07852**	**.00928**	**.02022**	**.01702**
Stddev	.00054	.00134	.00040	.00003	.00107	.00031	.00021	.01633	.00027	.00023	.00178
%RSD	4.6552	.27304	.38802	.26823	9.8076	3.0604	1.3809	20.802	2.9242	1.1327	10.466
#1	.01207	.48857	.10316	.00980	.01019	.00976	.01479	.06697	.00909	.02039	.01576
#2	.01130	.49046	.10373	.00983	.01171	.01019	.01508	.09007	.00947	.02006	.01828
Check ?	Chk Pass	Chk Pass	Chk Pass	Chk Pass	Chk Pass	Chk Pass	Chk Pass	Chk Fail	Chk Pass	Chk Pass	Chk Pass
Value								.06000			
Range								30.000%			

Int. Std.	Y_2243	Y_3600	Y_3774
Units	Cts/S	Cts/S	Cts/S
Avg	**1598.7**	**32600.**	**6109.6**
Stddev	2.7	48.	7.0
%RSD	.17126	.14721	.11480
#1	1600.6	32634.	6114.6
#2	1596.8	32566.	6104.7

Sample Name: ccvh-3900196 Acquired: 5/20/2016 14:56:53 Type: QC
Method: 6500_026(v10) Mode: CONC Corr. Factor: 1.000000
User: kellyca Custom ID1: Custom ID2: Custom ID3:
Comment:

Elem	Ag3280	Al3092	As1890	B_2089	Ba4554	Be3130	Bi2230	Ca3179	Cd2288	Co2286	Cr2055	Cu3247	Fe2714
Units	ppm	ppm	ppm	ppm	ppm	ppm	ppm	ppm	ppm	ppm	ppm	ppm	ppm
Avg	**.00036**	**50.179**	**-.00102**	**.00132**	**.00017**	**-.00036**	**1.0078**	**-.06033**	**-.00131**	**.00306**	**-.00037**	**.00801**	**50.219**
Stddev	.00087	.363	.00481	.00030	.00001	.00008	.0083	.00613	.00005	.00025	.00029	.00008	.685
%RSD	242.06	.72274	469.99	22.453	5.3906	21.610	.82143	10.154	4.1319	8.1014	78.049	.99505	1.3636
#1	-.00026	50.435	-.00442	.00153	.00018	-.00042	1.0020	-.06466	-.00127	.00288	-.00016	.00807	50.703
#2	.00097	49.922	.00238	.00111	.00016	-.00031	1.0137	-.05600	-.00134	.00323	-.00057	.00795	49.735
Check ?	None	Chk Pass	None	None	None	None	Chk Pass	None	None	None	None	None	Chk Pass
Value													
Range													

Elem	K_7664	Li6707	Mg2790	Mn2576	Mo2020	Na8183	Ni2316	P_1782	Pb2203	S_1820	Sb2068	Se1960	Si2881
Units	ppm	ppm	ppm	ppm	ppm	ppm	ppm	ppm	ppm	ppm	ppm	ppm	ppm
Avg	**.00884**	**.00065**	**.14626**	**-.00072**	**-.00233**	**255.83**	**-.00018**	**.00122**	**.00077**	**4.9216**	**.00059**	**.00088**	**-.00056**
Stddev	.03668	.00045	.00357	.00005	.00039	1.97	.00049	.00108	.00226	.0201	.00011	.00840	.00261
%RSD	414.99	69.277	2.4394	7.4993	16.778	.77099	274.14	88.391	291.79	.40821	18.605	955.01	469.51
#1	.03477	.00033	.14374	-.00068	-.00205	257.23	.00017	.00046	.00237	4.9073	.00051	-.00506	.00129
#2	-.01710	.00097	.14878	-.00075	-.00260	254.44	-.00053	.00198	-.00082	4.9358	.00066	.00682	-.00240
Check ?	None	None	None	None	None	Chk Pass	None	None	None	Chk Pass	None	None	None
Value													
Range													

Elem	Sn1899	Sr4077	Th2837	Ti3349	Tl1908	U_3701	V_2924	Zn2062	Zr3391
Units	ppm	ppm	ppm	ppm	ppm	ppm	ppm	ppm	ppm
Avg	**.00241**	**.00028**	**5.0074**	**.02540**	**-.00297**	**10.255**	**-.01635**	**-.00217**	**-.00194**
Stddev	.00188	.00004	.0063	.00026	.00180	.095	.00053	.00131	.00158
%RSD	78.003	14.937	.12688	1.0217	60.456	.93039	3.2262	60.372	81.351
#1	.00108	.00031	5.0119	.02522	-.00170	10.322	-.01598	-.00310	-.00082
#2	.00374	.00025	5.0029	.02558	-.00424	10.187	-.01672	-.00124	-.00306
Check ?	None	None	Chk Pass	None	None	Chk Pass	None	None	None
Value									
Range									

Int. Std.	Y_2243	Y_3600	Y_3774
Units	Cts/S	Cts/S	Cts/S
Avg	**1529.7**	**30480.**	**6003.3**
Stddev	4.7	31.	33.4
%RSD	.30683	.10123	.55571
#1	1533.0	30502.	5979.7
#2	1526.4	30458.	6026.9

Sample Name: ccv-3900195 Acquired: 5/20/2016 14:59:40 Type: QC
Method: 6500_026(v10) Mode: CONC Corr. Factor: 1.000000
User: kellyca Custom ID1: Custom ID2: Custom ID3:
Comment:

Elem	Ag3280	Al1670	As1890	B_2089	Ba4554	Be3130	Bi2230	Ca3179	Cd2288	Co2286	Cr2055	Cu3247	Fe2599
Units	ppm	ppm	ppm	ppm	ppm	ppm	ppm	ppm	ppm	ppm	ppm	ppm	ppm
Avg	**.49416**	**.51758**	**1.0086**	**.51661**	**.50118**	**.50384**	**-.00204**	**5.0917**	**.50840**	**.51229**	**.50617**	**.49907**	**2.5514**
Stddev	.00502	.00268	.0034	.00254	.00101	.00113	.00490	.0072	.00092	.00035	.00144	.00146	.0097
%RSD	1.0164	.51694	.33443	.49217	.20089	.22486	240.51	.14115	.18188	.06808	.28503	.29304	.38078
#1	.49772	.51947	1.0110	.51840	.50047	.50304	.00143	5.0866	.50905	.51254	.50719	.50010	2.5446
#2	.49061	.51569	1.0062	.51481	.50189	.50464	-.00551	5.0968	.50775	.51205	.50515	.49803	2.5583
Check ?	Chk Pass	Chk Pass	Chk Pass	Chk Pass	Chk Pass	Chk Pass	None	Chk Pass	Chk Pass	Chk Pass	Chk Pass	Chk Pass	Chk Pass
Value													
Range													

Elem	K_7664	Li6707	Mg2790	Mn2576	Mo2020	Na5895	Ni2316	P_1782	Pb2203	S_1820	Sb2068	Se1960	Si2881
Units	ppm	ppm	ppm	ppm	ppm	ppm	ppm	ppm	ppm	ppm	ppm	ppm	ppm
Avg	**50.233**	**1.0036**	**20.030**	**.50707**	**.51228**	**5.0664**	**.51169**	**.99912**	**1.0291**	**.01564**	**1.0303**	**1.0176**	**5.0892**
Stddev	.148	.0015	.081	.00373	.00055	.0029	.00118	.00577	.0040	.00309	.0020	.0006	.0609
%RSD	.29557	.14643	.40233	.73590	.10805	.05723	.23074	.57714	.38347	19.767	.19308	.05837	1.1977
#1	50.128	1.0026	20.087	.50971	.51267	5.0685	.51253	.99505	1.0319	.01345	1.0317	1.0172	5.0461
#2	50.338	1.0046	19.973	.50443	.51189	5.0644	.51086	1.0032	1.0263	.01783	1.0289	1.0180	5.1323
Check ?	Chk Pass	Chk Pass	Chk Pass	Chk Pass	Chk Pass	Chk Pass	Chk Pass	Chk Pass	Chk Pass	None	Chk Pass	Chk Pass	Chk Pass
Value													
Range													

Elem	Sn1899	Sr4077	Th2837	Ti3349	Tl1908	U_3701	V_2924	Zn2062	Zr3391
Units	ppm	ppm	ppm	ppm	ppm	ppm	ppm	ppm	ppm
Avg	**1.0139**	**.49551**	**.00138**	**.49558**	**1.0470**	**.01466**	**.49653**	**.50366**	**.50339**
Stddev	.0057	.00010	.00202	.00236	.0041	.02154	.00623	.00093	.00233
%RSD	.55975	.02021	145.95	.47577	.39086	146.91	1.2540	.18469	.46364
#1	1.0179	.49544	-.00004	.49725	1.0499	.02989	.50093	.50431	.50174
#2	1.0099	.49558	.00281	.49391	1.0442	-.00057	.49213	.50300	.50504
Check ?	Chk Pass	Chk Pass	None	Chk Pass	Chk Pass	None	Chk Pass	Chk Pass	Chk Pass
Value									
Range									

Int. Std.	Y_2243	Y_3600	Y_3774
Units	Cts/S	Cts/S	Cts/S
Avg	**1555.5**	**31470.**	**6080.9**
Stddev	.9	241.	3.7
%RSD	.05949	.76710	.06015
#1	1554.8	31299.	6078.3
#2	1556.1	31640.	6083.5

Sample Name: ICB Acquired: 5/20/2016 15:02:15 Type: QC
Method: 6500_026(v10) Mode: CONC Corr. Factor: 1.000000
User: kellyca Custom ID1: Custom ID2: Custom ID3:
Comment:

Elem	Ag3280	Al1670	As1890	B_2089	Ba4554	Be3130	Bi2230	Ca3179	Cd2288	Co2286	Cr2055
Units	ppm	ppm	ppm	ppm	ppm	ppm	ppm	ppm	ppm	ppm	ppm
Avg	**.00004**	**-.00085**	W **-.00624**	**.00108**	**-.00003**	**-.00006**	**.00005**	**.00106**	**.00015**	**-.00010**	**-.00001**
Stddev	.00028	.00019	.00701	.00092	.00018	.00001	.00243	.00011	.00021	.00003	.00001
%RSD	704.64	22.826	112.44	84.991	591.67	11.263	5130.2	10.232	135.07	30.227	108.86
#1	.00023	-.00071	-.00128	.00043	-.00015	-.00006	.00177	.00098	.00001	-.00008	-.00002
#2	-.00016	-.00098	-.01119	.00173	.00009	-.00007	-.00167	.00113	.00030	-.00012	-.00000
Check ?	Chk Pass	Chk Pass	Chk Warn	Chk Pass	Chk Pass	Chk Pass	None	Chk Pass	Chk Pass	Chk Pass	Chk Pass
High Limit			.00440								
Low Limit			-.00440								

Elem	Cu3247	Fe2599	K_7664	Li6707	Mg2790	Mn2576	Mo2020	Na5895	Ni2316	P_1782	Pb2203
Units	ppm	ppm	ppm	ppm	ppm	ppm	ppm	ppm	ppm	ppm	ppm
Avg	**-.00040**	**.00953**	**-.01555**	**-.00052**	**.00471**	**.00013**	**.00047**	**.00225**	**-.00008**	**-.00172**	**.00117**
Stddev	.00010	.00067	.01796	.00025	.00105	.00001	.00001	.00551	.00012	.00017	.00018
%RSD	23.931	7.0007	115.54	47.964	22.377	6.0452	1.2379	245.08	144.36	10.020	15.123
#1	-.00033	.01000	-.02825	-.00034	.00396	.00012	.00047	.00614	.00000	-.00160	.00105
#2	-.00046	.00906	-.00285	-.00070	.00545	.00013	.00047	-.00165	-.00016	-.00184	.00130
Check ?	Chk Pass	Chk Pass	Chk Pass	Chk Pass	Chk Pass	Chk Pass	Chk Pass	Chk Pass	Chk Pass	Chk Pass	Chk Pass
High Limit											
Low Limit											

Elem	S_1820	Sb2068	Se1960	Si2881	Sn1899	Sr4077	Th2837	Ti3349	Tl1908	U_3701	V_2924
Units	ppm	ppm	ppm	ppm	ppm	ppm	ppm	ppm	ppm	ppm	ppm
Avg	**.00495**	**.00026**	**-.00372**	**.00735**	**.00052**	**.00002**	**-.00041**	**.00031**	**-.00070**	**.00840**	**.00044**
Stddev	.00030	.00067	.00563	.00692	.00018	.00000	.00170	.00006	.00030	.00145	.00006
%RSD	6.0360	257.73	151.25	94.040	33.448	5.7937	414.37	18.058	42.267	17.293	13.654
#1	.00516	.00073	.00026	.01225	.00065	.00002	-.00162	.00027	-.00091	.00943	.00039
#2	.00474	-.00021	-.00771	.00246	.00040	.00002	.00079	.00034	-.00049	.00737	.00048
Check ?	None	Chk Pass	Chk Pass	Chk Pass	Chk Pass	Chk Pass	Chk Pass	Chk Pass	Chk Pass	Chk Pass	Chk Pass
High Limit											
Low Limit											

Elem	Zn2062	Zr3391
Units	ppm	ppm
Avg	**.00029**	**.00127**
Stddev	.00032	.00049
%RSD	111.21	38.747
#1	.00006	.00092
#2	.00051	.00162
Check ?	Chk Pass	Chk Pass
High Limit		
Low Limit		

Int. Std.	Y_2243	Y_3600	Y_3774
Units	Cts/S	Cts/S	Cts/S
Avg	**1558.4**	**32362.**	**6174.6**
Stddev	2.5	73.	13.9
%RSD	.16264	.22539	.22553
#1	1560.2	32311.	6164.7
#2	1556.6	32414.	6184.4

Sample Name: cri-3903063 Acquired: 5/20/2016 15:05:00 Type: QC
Method: 6500_026(v10) Mode: CONC Corr. Factor: 1.000000
User: kellyca Custom ID1: Custom ID2: Custom ID3:
Comment:

Elem	Ag3280	Al1670	As1890	B_2089	Ba4554	Be3130	Bi2230	Ca3179	Cd2288	Co2286	Cr2055	Cu3247
Units	ppm	ppm	ppm	ppm	ppm	ppm	ppm	ppm	ppm	ppm	ppm	ppm
Avg	**.00948**	**.11376**	W **.00565**	**.11124**	**.00537**	**.00096**	**.11889**	**.21999**	**.00545**	**.00513**	**.01121**	**.01059**
Stddev	.00081	.00151	.00123	.00065	.00009	.00003	.00026	.00038	.00030	.00031	.00013	.00003
%RSD	8.5723	1.3243	21.722	.58743	1.6831	3.4083	.21887	.17225	5.5388	5.9705	1.1971	.26900
#1	.00890	.11270	.00478	.11171	.00544	.00098	.11871	.22026	.00524	.00535	.01130	.01057
#2	.01005	.11483	.00652	.11078	.00531	.00094	.11907	.21973	.00567	.00492	.01111	.01061
Check ?	Chk Pass	Chk Pass	Chk Warn	Chk Pass	Chk Pass	Chk Pass	Chk Pass	Chk Pass	Chk Pass	Chk Pass	Chk Pass	Chk Pass
Value			.01000									
Range			-20.000%									

Elem	Fe2599	K_7664	Li6707	Mg2790	Mn2576	Mo2020	Na5895	Ni2316	P_1782	Pb2203	S_1820	Sb2068
Units	ppm	ppm	ppm	ppm	ppm	ppm	ppm	ppm	ppm	ppm	ppm	ppm
Avg	**.03582**	**1.0723**	**.01017**	**.22272**	**.00328**	**.01041**	**1.0975**	**.01176**	**1.0582**	W **.00429**	**.10692**	**.01048**
Stddev	.00038	.0234	.00105	.00290	.00002	.00005	.0124	.00023	.0095	.00161	.00195	.00081
%RSD	1.0554	2.1805	10.341	1.3027	.57173	.44310	1.1258	1.9424	.89478	37.459	1.8224	7.7264
#1	.03556	1.0888	.01092	.22067	.00330	.01038	1.1063	.01192	1.0649	.00315	.10830	.01105
#2	.03609	1.0557	.00943	.22478	.00327	.01044	1.0888	.01160	1.0515	.00542	.10555	.00991
Check ?	Chk Pass	Chk Pass	Chk Pass	Chk Pass	Chk Pass	Chk Pass	Chk Pass	Chk Pass	Chk Pass	Chk Warn	None	Chk Pass
Value										.00300		
Range										20.000%		

Elem	Se1960	Si2881	Sn1899	Sr4077	Th2837	Ti3349	Tl1908	U_3701	V_2924	Zn2062	Zr3391
Units	ppm	ppm	ppm	ppm	ppm	ppm	ppm	ppm	ppm	ppm	ppm
Avg	**.00857**	**.49124**	**.02084**	**.00533**	**.01134**	**.00993**	**.01054**	F **.10898**	**.00986**	**.01033**	**.01028**
Stddev	.00319	.00001	.00042	.00010	.00156	.00027	.00053	.00796	.00073	.00083	.00024
%RSD	37.227	.00243	1.9962	1.9673	13.775	2.7297	5.0570	7.3070	7.4420	8.0114	2.3772
#1	.00631	.49124	.02055	.00540	.01023	.01012	.01016	.11461	.00934	.00974	.01045
#2	.01082	.49125	.02114	.00525	.01244	.00973	.01092	.10335	.01038	.01091	.01010
Check ?	Chk Pass	Chk Pass	Chk Pass	Chk Pass	Chk Pass	Chk Pass	Chk Pass	Chk Fail	Chk Pass	Chk Pass	Chk Pass
Value								.06000			
Range								50.000%			

Int. Std.	Y_2243	Y_3600	Y_3774
Units	Cts/S	Cts/S	Cts/S
Avg	**1587.5**	**32851.**	**6214.0**
Stddev	.5	89.	42.5
%RSD	.02988	.27098	.68367
#1	1587.1	32914.	6183.9
#2	1587.8	32789.	6244.0

Sample Name: icsa-3894254 Acquired: 5/20/2016 15:08:31 Type: QC
Method: 6500_026(v10) Mode: CONC Corr. Factor: 1.000000
User: kellyca Custom ID1: Custom ID2: Custom ID3:
Comment:

Elem	Ag3280	Al3092	As1890	B_2089	Ba4554	Be3130	Bi2230	Ca3179	Cd2288	Co2286	Cr2055
Units	ppm	ppm	ppm	ppm	ppm	ppm	ppm	ppm	ppm	ppm	ppm
Avg	**-.00047**	**508.74**	F **-.01656**	W **-.00159**	**-.00009**	**-.00011**	**.00785**	**469.13**	W **.00065**	**-.00025**	**.00087**
Stddev	.00103	.97	.00285	.00048	.00004	.00001	.00218	3.41	.00029	.00030	.00011
%RSD	216.00	.19116	17.225	30.367	40.955	12.326	27.750	.72781	44.547	121.63	12.115
#1	.00025	509.42	-.01454	-.00125	-.00007	-.00010	.00631	471.55	.00044	-.00003	.00094
#2	-.00120	508.05	-.01858	-.00193	-.00012	-.00012	.00939	466.72	.00085	-.00046	.00079
Check ?	Chk Pass	Chk Pass	Chk Fail	Chk Warn	Chk Pass	Chk Pass	None	Chk Pass	Chk Warn	Chk Pass	Chk Pass
High Limit			.00880	.00156					.00045		
Low Limit			-.00880	-.00156					-.00045		

Elem	Cu3247	Fe2714	K_7664	Li6707	Mg2790	Mn2576	Mo2020	Na5895	Ni2316	P_1782	Pb2203
Units	ppm	ppm	ppm	ppm	ppm	ppm	ppm	ppm	ppm	ppm	ppm
Avg	W **.00248**	**181.66**	**-.01376**	W **.00284**	**516.28**	W **-.00032**	**-.00189**	**.03720**	**-.00092**	**-.00563**	F **-.01218**
Stddev	.00008	.30	.00382	.00019	1.03	.00001	.00067	.00037	.00004	.00148	.00052
%RSD	3.0626	.16242	27.730	6.6983	.20007	3.1550	35.577	.98437	3.9753	26.381	4.2779
#1	.00242	181.86	-.01646	.00271	515.55	-.00032	-.00237	.03694	-.00095	-.00668	-.01255
#2	.00253	181.45	-.01107	.00298	517.01	-.00031	-.00141	.03746	-.00090	-.00458	-.01182
Check ?	Chk Warn	Chk Pass	Chk Pass	Chk Warn	Chk Pass	Chk Warn	Chk Pass	Chk Pass	Chk Pass	Chk Pass	Chk Fail
High Limit	.00136			.00261		.00025					.00522
Low Limit	-.00136			-.00261		-.00025					-.00522

Elem	S_1820	Sb2068	Se1960	Si2881	Sn1899	Sr4077	Th2837	Ti3349	Tl1908	U_3701	V_2924
Units	ppm	ppm	ppm	ppm	ppm	ppm	ppm	ppm	ppm	ppm	ppm
Avg	**-.05005**	F **.00863**	W **.00509**	**.01146**	W **.00799**	F **.00409**	F **-.01371**	F **.00153**	**.00217**	**-.18776**	F **.00574**
Stddev	.00149	.00252	.00088	.01654	.00237	.00001	.00027	.00034	.00220	.00764	.00031
%RSD	2.9755	29.193	17.367	144.41	29.590	.26981	1.9591	22.381	101.39	4.0698	5.3414
#1	-.05110	.00685	.00447	.02316	.00967	.00408	-.01352	.00129	.00061	-.18236	.00596
#2	-.04900	.01041	.00572	-.00024	.00632	.00410	-.01390	.00177	.00372	-.19316	.00553
Check ?	None	Chk Fail	Chk Warn	Chk Pass	Chk Warn	Chk Fail	Chk Fail	Chk Fail	Chk Pass	None	Chk Fail
High Limit		.00628	.00486		.00583	.00060	.01000	.00119			.00222
Low Limit		-.00628	-.00486		-.00583	-.00060	-.01000	-.00119			-.00222

Elem	Zn2062	Zr3391
Units	ppm	ppm
Avg	**-.00190**	**.00101**
Stddev	.00143	.00121
%RSD	75.217	120.38
#1	-.00089	.00015
#2	-.00291	.00186
Check ?	Chk Pass	Chk Pass
High Limit		
Low Limit		

Int. Std.	Y_2243	Y_3600	Y_3774
Units	Cts/S	Cts/S	Cts/S
Avg	**1388.7**	**27327.**	**6226.0**
Stddev	2.1	70.	10.1
%RSD	.15272	.25458	.16265
#1	1387.2	27376.	6218.8
#2	1390.2	27278.	6233.1

Sample Name: icsab-3900166 Acquired: 5/20/2016 15:13:01 Type: QC
Method: 6500_026(v10) Mode: CONC Corr. Factor: 1.000000
User: kellyca Custom ID1: Custom ID2: Custom ID3:
Comment:

Elem	Ag3280	Al3092	As1890	B_2089	Ba4554	Be3130	Bi2230	Ca3179	Cd2288	Co2286	Cr2055	Cu3247
Units	ppm	ppm	ppm	ppm	ppm	ppm	ppm	ppm	ppm	ppm	ppm	ppm
Avg	**1.1321**	**504.34**	**2.1045**	**2.0139**	**.49423**	**.48608**	**1.1009**	**467.85**	**1.0902**	**.47452**	**.49517**	**.56237**
Stddev	.0015	.31	.0125	.0057	.00046	.00059	.0015	1.05	.0014	.00044	.00034	.00031
%RSD	.13442	.06109	.59373	.28550	.09262	.12066	.13775	.22369	.13142	.09211	.06883	.05594
#1	1.1311	504.13	2.0957	2.0099	.49390	.48567	1.0998	467.11	1.0912	.47483	.49541	.56260
#2	1.1332	504.56	2.1134	2.0180	.49455	.48650	1.1020	468.59	1.0892	.47421	.49493	.56215
Check ?	Chk Pass	Chk Pass	Chk Pass	Chk Pass	Chk Pass	Chk Pass	Chk Pass	Chk Pass	Chk Pass	Chk Pass	Chk Pass	Chk Pass
Value												
Range												

Elem	Fe2714	K_7664	Li6707	Mg2790	Mn2576	Mo2020	Na8183	Ni2316	P_1782	Pb2203	S_1820	Sb2068
Units	ppm	ppm	ppm	ppm	ppm	ppm	ppm	ppm	ppm	ppm	ppm	ppm
Avg	**180.98**	**51.677**	**1.0295**	**509.54**	**.50227**	**.98035**	**50.950**	**.94276**	**2.0524**	**.95961**	F **10.354**	**1.0749**
Stddev	.12	.072	.0002	.20	.00105	.00081	.184	.00076	.0123	.00641	.001	.0020
%RSD	.06873	.13989	.02078	.03852	.20946	.08280	.36060	.08013	.59929	.66848	.01161	.18549
#1	181.06	51.728	1.0297	509.40	.50153	.98092	50.820	.94330	2.0437	.96415	10.355	1.0763
#2	180.89	51.626	1.0294	509.68	.50302	.97977	51.080	.94223	2.0611	.95508	10.353	1.0735
Check ?	Chk Pass	Chk Pass	Chk Pass	Chk Pass	Chk Pass	Chk Pass	Chk Pass	Chk Pass	Chk Pass	Chk Pass	Chk Fail	Chk Pass
Value											1.0000	
Range											20.000%	

Elem	Se1960	Si2881	Sn1899	Sr4077	Th2837	Ti3349	Tl1908	U_3701	V_2924	Zn2062	Zr3391
Units	ppm	ppm	ppm	ppm	ppm	ppm	ppm	ppm	ppm	ppm	ppm
Avg	**5.1486**	**10.053**	**9.3084**	**.94891**	**2.0259**	**1.0121**	**8.6907**	**-.16488**	**.50071**	**.96856**	**.98357**
Stddev	.0081	.056	.0092	.00034	.0027	.0020	.0084	.01810	.00041	.00038	.00057
%RSD	.15807	.56099	.09852	.03612	.13533	.20197	.09674	10.978	.08097	.03878	.05803
#1	5.1428	10.093	9.3149	.94867	2.0278	1.0135	8.6966	-.17768	.50099	.96882	.98317
#2	5.1544	10.013	9.3019	.94915	2.0239	1.0106	8.6847	-.15208	.50042	.96829	.98398
Check ?	Chk Pass	Chk Pass	Chk Pass	Chk Pass	Chk Pass	Chk Pass	Chk Pass	None	Chk Pass	Chk Pass	Chk Pass
Value											
Range											

Int. Std.	Y_2243	Y_3600	Y_3774
Units	Cts/S	Cts/S	Cts/S
Avg	**1370.1**	**26942.**	**6075.4**
Stddev	2.3	19.	14.5
%RSD	.17087	.07130	.23871
#1	1368.5	26956.	6065.1
#2	1371.8	26928.	6085.6

Sample Name: Ira-3900165 Acquired: 5/20/2016 15:18:19 Type: QC
Method: 6500_026(v10) Mode: CONC Corr. Factor: 1.000000
User: kellyca Custom ID1: Custom ID2: Custom ID3:
Comment:

Elem	Ag3280	Al1670	As1890	B_2089	Ba4554	Be3130	Bi2230	Ca3179	Cd2288	Co2286	Cr2055	Cu3247	Fe2714
Units	ppm	ppm	ppm	ppm	ppm	ppm	ppm	ppm	ppm	ppm	ppm	ppm	ppm
Avg	**.00026**	**.08416**	**10.023**	**10.007**	**12.003**	**.00014**	**.00587**	**.03887**	**2.0138**	**5.0331**	**10.116**	**10.236**	**491.09**
Stddev	.00049	.00266	.009	.012	.007	.00001	.00235	.00565	.0008	.0018	.003	.054	2.24
%RSD	189.77	3.1565	.08910	.12418	.05661	3.7533	39.994	14.529	.04228	.03499	.02840	.52856	.45578
#1	.00061	.08229	10.029	10.016	12.007	.00015	.00753	.04286	2.0144	5.0318	10.114	10.274	492.67
#2	-.00009	.08604	10.017	9.9983	11.998	.00014	.00421	.03488	2.0132	5.0343	10.118	10.198	489.51
Check ?	None	None	Chk Pass	Chk Pass	Chk Pass	None	None	None	Chk Pass	Chk Pass	Chk Pass	Chk Pass	Chk Pass
Value													
Range													

Elem	K_7664	Li6707	Mg2790	Mn2576	Mo2020	Na5895	Ni2316	P_1782	Pb2203	S_1820	Sb2068	Se1960	Si2881
Units	ppm	ppm	ppm	ppm	ppm	ppm	ppm	ppm	ppm	ppm	ppm	ppm	ppm
Avg	**-.05415**	**-.00097**	**-.02164**	**9.7049**	**5.2196**	**.04149**	**10.088**	**-.02014**	**10.093**	**.01611**	**-.01349**	**5.0088**	**48.559**
Stddev	.00777	.00094	.00824	.0152	.0052	.00028	.006	.00915	.004	.00213	.00110	.0046	.238
%RSD	14.348	97.161	38.098	.15692	.09994	.66310	.06271	45.413	.04010	13.241	8.1390	.09139	.48971
#1	-.04866	-.00163	-.01581	9.7157	5.2159	.04130	10.084	-.01367	10.095	.01761	-.01271	5.0120	48.391
#2	-.05964	-.00030	-.02747	9.6941	5.2233	.04169	10.092	-.02661	10.090	.01460	-.01427	5.0055	48.727
Check ?	None	None	None	Chk Pass	None	None	Chk Pass	None	Chk Pass	None	None	None	None
Value													
Range													

Elem	Sn1899	Sr4077	Th2837	Ti3349	Tl1908	U_3701	V_2924	Zn2062	Zr3391
Units	ppm	ppm	ppm	ppm	ppm	ppm	ppm	ppm	ppm
Avg	**-.00659**	**9.7510**	**-.01918**	**9.6068**	**4.9079**	**-.36830**	**9.7540**	**9.5605**	**.00235**
Stddev	.00133	.1626	.00095	.0261	.0049	.00254	.0411	.0070	.00058
%RSD	20.158	1.6674	4.9330	.27160	.09889	.68845	.42159	.07371	24.804
#1	-.00565	9.8660	-.01985	9.6252	4.9113	-.36651	9.7831	9.5654	.00276
#2	-.00753	9.6361	-.01851	9.5883	4.9045	-.37009	9.7249	9.5555	.00194
Check ?	None	Chk Pass	None	Chk Pass	None	None	Chk Pass	Chk Pass	None
Value									
Range									

Int. Std.	Y_2243	Y_3600	Y_3774
Units	Cts/S	Cts/S	Cts/S
Avg	**1516.5**	**31625.**	**6218.5**
Stddev	.4	32.	37.1
%RSD	.02872	.10192	.59633
#1	1516.8	31602.	6192.3
#2	1516.2	31648.	6244.7

Sample Name: ccvh-3900196 Acquired: 5/20/2016 15:22:51 Type: QC
Method: 6500_026(v10) Mode: CONC Corr. Factor: 1.000000
User: kellyca Custom ID1: Custom ID2: Custom ID3:
Comment:

Elem	Ag3280	Al3092	As1890	B_2089	Ba4554	Be3130	Bi2230	Ca3179	Cd2288	Co2286	Cr2055	Cu3247	Fe2714
Units	ppm	ppm	ppm	ppm	ppm	ppm	ppm	ppm	ppm	ppm	ppm	ppm	ppm
Avg	**-.00140**	**48.562**	**.00136**	**.01650**	**.00055**	**-.00037**	**1.0156**	**-.04966**	**-.00106**	**.00303**	**-.00040**	**.00707**	**48.640**
Stddev	.00038	.056	.00438	.00051	.00007	.00001	.0020	.00076	.00019	.00054	.00036	.00043	.278
%RSD	27.323	.11460	322.93	3.0892	13.265	3.4925	.19931	1.5265	17.712	17.943	90.102	6.0395	.57167
#1	-.00113	48.523	.00445	.01686	.00050	-.00036	1.0170	-.05019	-.00120	.00341	-.00066	.00677	48.443
#2	-.00167	48.601	-.00174	.01614	.00061	-.00038	1.0141	-.04912	-.00093	.00264	-.00015	.00737	48.836
Check ?	None	Chk Pass	None	None	None	None	Chk Pass	None	None	None	None	None	Chk Pass
Value													
Range													

Elem	K_7664	Li6707	Mg2790	Mn2576	Mo2020	Na8183	Ni2316	P_1782	Pb2203	S_1820	Sb2068	Se1960	Si2881
Units	ppm	ppm	ppm	ppm	ppm	ppm	ppm	ppm	ppm	ppm	ppm	ppm	ppm
Avg	**-.00065**	**-.00016**	**.14902**	**-.00041**	**-.00135**	**249.82**	**-.00004**	**.00264**	**.00137**	**4.9322**	**-.00170**	**.00267**	**.00664**
Stddev	.01735	.00073	.00018	.00007	.00043	.13	.00064	.00022	.00305	.0108	.00414	.00173	.00301
%RSD	2652.8	445.68	.12280	17.963	32.317	.05194	1790.4	8.3209	222.20	.21885	243.72	64.803	45.426
#1	-.01292	.00035	.14915	-.00036	-.00104	249.72	-.00049	.00279	-.00078	4.9246	.00123	.00145	.00451
#2	.01161	-.00068	.14889	-.00046	-.00165	249.91	.00042	.00248	.00353	4.9399	-.00462	.00390	.00877
Check ?	None	None	None	None	None	Chk Pass	None	None	None	Chk Pass	None	None	None
Value													
Range													

Elem	Sn1899	Sr4077	Th2837	Ti3349	Tl1908	U_3701	V_2924	Zn2062	Zr3391
Units	ppm	ppm	ppm	ppm	ppm	ppm	ppm	ppm	ppm
Avg	**.00296**	**.00060**	**4.9520**	**.02612**	**-.00164**	**10.153**	**-.01661**	**-.00061**	**-.00924**
Stddev	.00010	.00000	.0293	.00059	.00203	.022	.00013	.00075	.00400
%RSD	3.2731	.25029	.59179	2.2760	123.78	.21888	.80030	122.66	43.261
#1	.00290	.00060	4.9727	.02570	-.00020	10.169	-.01652	-.00114	-.01206
#2	.00303	.00060	4.9313	.02654	-.00307	10.137	-.01671	-.00008	-.00641
Check ?	None	None	Chk Pass	None	None	Chk Pass	None	None	None
Value									
Range									

Int. Std.	Y_2243	Y_3600	Y_3774
Units	Cts/S	Cts/S	Cts/S
Avg	**1529.5**	**30988.**	**6068.8**
Stddev	2.2	300.	25.0
%RSD	.14079	.96831	.41144
#1	1531.0	30775.	6086.5
#2	1528.0	31200.	6051.2

Sample Name: ccv-3900195 Acquired: 5/20/2016 15:25:39 Type: QC
Method: 6500_026(v10) Mode: CONC Corr. Factor: 1.000000
User: kellyca Custom ID1: Custom ID2: Custom ID3:
Comment:

Elem	Ag3280	Al1670	As1890	B_2089	Ba4554	Be3130	Bi2230	Ca3179	Cd2288	Co2286	Cr2055	Cu3247	Fe2599
Units	ppm	ppm	ppm	ppm	ppm	ppm	ppm	ppm	ppm	ppm	ppm	ppm	ppm
Avg	**.48686**	**.51499**	**1.0005**	**.51960**	**.49661**	**.50227**	**-.00144**	**5.0838**	**.50862**	**.51129**	**.50649**	**.48549**	**2.5305**
Stddev	.00034	.00139	.0024	.00149	.00164	.00271	.00129	.0431	.00067	.00139	.00089	.00022	.0118
%RSD	.06948	.26990	.24087	.28665	.33110	.53956	89.712	.84701	.13214	.27232	.17479	.04484	.46528
#1	.48710	.51401	.99880	.52065	.49545	.50035	-.00053	5.0534	.50910	.51227	.50711	.48564	2.5222
#2	.48662	.51597	1.0022	.51854	.49777	.50418	-.00236	5.1143	.50815	.51030	.50586	.48534	2.5388
Check ?	Chk Pass	Chk Pass	Chk Pass	Chk Pass	Chk Pass	Chk Pass	None	Chk Pass	Chk Pass	Chk Pass	Chk Pass	Chk Pass	Chk Pass
Value													
Range													

Elem	K_7664	Li6707	Mg2790	Mn2576	Mo2020	Na5895	Ni2316	P_1782	Pb2203	S_1820	Sb2068	Se1960	Si2881
Units	ppm	ppm	ppm	ppm	ppm	ppm	ppm	ppm	ppm	ppm	ppm	ppm	ppm
Avg	**49.988**	**.99956**	**19.699**	**.50297**	**.51343**	**5.0404**	**.50561**	**.98531**	**1.0280**	**.01445**	**1.0078**	**.99747**	**5.0732**
Stddev	.245	.00297	.032	.00008	.00107	.0161	.00141	.00198	.0028	.00372	.0022	.00256	.0289
%RSD	.49027	.29749	.16285	.01623	.20795	.31996	.27821	.20120	.27000	25.750	.21680	.25714	.56953
#1	49.815	.99746	19.721	.50302	.51419	5.0290	.50661	.98391	1.0300	.01709	1.0094	.99565	5.0527
#2	50.161	1.0017	19.676	.50291	.51268	5.0518	.50462	.98671	1.0261	.01182	1.0063	.99928	5.0936
Check ?	Chk Pass	Chk Pass	Chk Pass	Chk Pass	Chk Pass	Chk Pass	Chk Pass	Chk Pass	Chk Pass	None	Chk Pass	Chk Pass	Chk Pass
Value													
Range													

Elem	Sn1899	Sr4077	Th2837	Ti3349	Tl1908	U_3701	V_2924	Zn2062	Zr3391
Units	ppm	ppm	ppm	ppm	ppm	ppm	ppm	ppm	ppm
Avg	**.99872**	**.48844**	**.00101**	**.48890**	**1.0327**	**.01110**	**.48649**	**.50275**	**.50068**
Stddev	.00067	.00236	.00003	.00076	.0034	.01991	.00063	.00057	.00280
%RSD	.06699	.48239	2.5015	.15455	.33448	179.42	.12949	.11303	.55915
#1	.99920	.48678	.00103	.48836	1.0351	.02517	.48605	.50235	.49870
#2	.99825	.49011	.00099	.48943	1.0303	-.00298	.48694	.50315	.50266
Check ?	Chk Pass	Chk Pass	None	Chk Pass	Chk Pass	None	Chk Pass	Chk Pass	Chk Pass
Value									
Range									

Int. Std.	Y_2243	Y_3600	Y_3774
Units	Cts/S	Cts/S	Cts/S
Avg	**1554.6**	**31612.**	**6049.1**
Stddev	1.6	17.	48.2
%RSD	.10028	.05381	.79700
#1	1553.5	31600.	6083.2
#2	1555.7	31624.	6015.0

Sample Name: ccb Acquired: 5/20/2016 15:28:13 Type: QC
Method: 6500_026(v10) Mode: CONC Corr. Factor: 1.000000
User: kellyca Custom ID1: Custom ID2: Custom ID3:
Comment:

Elem	Ag3280	Al1670	As1890	B_2089	Ba4554	Be3130	Bi2230	Ca3179	Cd2288	Co2286	Cr2055	Cu3247
Units	ppm	ppm	ppm	ppm	ppm	ppm	ppm	ppm	ppm	ppm	ppm	ppm
Avg	**-.00013**	**.00184**	**.00215**	F **.00824**	**.00010**	**-.00005**	**-.00009**	**.00534**	**.00012**	**-.00028**	**.00014**	**-.00020**
Stddev	.00041	.00016	.00547	.00105	.00010	.00007	.00218	.00168	.00015	.00041	.00010	.00004
%RSD	303.45	8.5314	254.46	12.681	96.484	130.26	2306.9	31.394	124.36	150.37	72.855	19.926
#1	.00015	.00173	.00602	.00898	.00017	-.00000	.00144	.00653	.00001	-.00057	.00021	-.00018
#2	-.00042	.00195	-.00172	.00751	.00003	-.00011	-.00163	.00415	.00023	.00002	.00007	-.00023
Check ?	Chk Pass	Chk Pass	Chk Pass	Chk Fail	Chk Pass	Chk Pass	None	Chk Pass	Chk Pass	Chk Pass	Chk Pass	Chk Pass
High Limit				.00312								
Low Limit				-.00312								

Elem	Fe2599	K_7664	Li6707	Mg2790	Mn2576	Mo2020	Na5895	Ni2316	P_1782	Pb2203	S_1820	Sb2068
Units	ppm	ppm	ppm	ppm	ppm	ppm	ppm	ppm	ppm	ppm	ppm	ppm
Avg	**.00742**	**.01996**	**-.00004**	**.00796**	**.00008**	**.00086**	**.00038**	**.00007**	**-.00150**	**.00037**	**.00588**	**-.00045**
Stddev	.00194	.01847	.00042	.00216	.00001	.00019	.00115	.00003	.00040	.00107	.00286	.00047
%RSD	26.161	92.554	1136.5	27.122	6.4559	22.217	302.49	48.631	26.680	289.51	48.599	104.40
#1	.00604	.00690	-.00033	.00644	.00009	.00100	-.00043	.00005	-.00179	.00113	.00791	-.00079
#2	.00879	.03302	.00026	.00949	.00008	.00073	.00119	.00009	-.00122	-.00039	.00386	-.00012
Check ?	Chk Pass	Chk Pass	Chk Pass	Chk Pass	Chk Pass	Chk Pass	Chk Pass	Chk Pass	Chk Pass	Chk Pass	None	Chk Pass
High Limit												
Low Limit												

Elem	Se1960	Si2881	Sn1899	Sr4077	Th2837	Ti3349	Tl1908	U_3701	V_2924	Zn2062	Zr3391
Units	ppm	ppm	ppm	ppm	ppm	ppm	ppm	ppm	ppm	ppm	ppm
Avg	**.00329**	**.00212**	**.00089**	**.00011**	**-.00212**	W **.00069**	**-.00004**	**.01951**	**.00028**	**-.00029**	**.00033**
Stddev	.00220	.00622	.00096	.00002	.00066	.00003	.00157	.00789	.00070	.00022	.00008
%RSD	67.026	292.67	107.38	15.119	31.032	4.2486	4001.7	40.418	246.52	77.167	23.123
#1	.00484	-.00227	.00157	.00010	-.00258	.00071	.00107	.02509	.00078	-.00045	.00028
#2	.00173	.00652	.00021	.00012	-.00165	.00067	-.00115	.01393	-.00021	-.00013	.00039
Check ?	Chk Pass	Chk Pass	Chk Pass	Chk Pass	Chk Pass	Chk Warn	Chk Pass	Chk Pass	Chk Pass	Chk Pass	Chk Pass
High Limit						.00060					
Low Limit						-.00060					

Int. Std.	Y_2243	Y_3600	Y_3774
Units	Cts/S	Cts/S	Cts/S
Avg	**1571.4**	**32601.**	**6089.6**
Stddev	2.3	63.	57.8
%RSD	.14902	.19235	.94975
#1	1573.1	32646.	6048.7
#2	1569.8	32557.	6130.5

Sample Name: ccvl-3903059 Acquired: 5/20/2016 15:30:59 Type: QC
Method: 6500_026(v10) Mode: CONC Corr. Factor: 1.000000
User: kellyca Custom ID1: Custom ID2: Custom ID3:
Comment:

Elem	Ag3280	Al1670	As1890	B_2089	Ba4554	Be3130	Bi2230	Ca3179	Cd2288	Co2286	Cr2055	Cu3247
Units	ppm	ppm	ppm	ppm	ppm	ppm	ppm	ppm	ppm	ppm	ppm	ppm
Avg	**.01001**	**.10631**	**.01275**	**.10897**	**.01014**	**.00083**	**.11289**	**.20513**	**.00511**	**.00988**	**.01028**	**.01435**
Stddev	.00004	.00176	.00072	.00077	.00003	.00003	.00034	.00170	.00008	.00026	.00017	.00013
%RSD	.43353	1.6553	5.6816	.70203	.34298	3.7341	.29680	.82677	1.5245	2.6466	1.6073	.91730
#1	.00997	.10507	.01326	.10843	.01016	.00085	.11313	.20633	.00516	.01007	.01040	.01445
#2	.01004	.10756	.01223	.10951	.01011	.00081	.11265	.20393	.00505	.00970	.01017	.01426
Check ?	Chk Pass	Chk Pass	Chk Pass	Chk Pass	Chk Pass	Chk Pass	Chk Pass	Chk Pass	Chk Pass	Chk Pass	Chk Pass	Chk Pass
Value												
Range												

Elem	Fe2599	K_7664	Li6707	Mg2790	Mn2576	Mo2020	Na5895	Ni2316	P_1782	Pb2203	S_1820	Sb2068
Units	ppm	ppm	ppm	ppm	ppm	ppm	ppm	ppm	ppm	ppm	ppm	ppm
Avg	F **.14437**	**3.0086**	**.00974**	**.20167**	**.01042**	**.02099**	**1.0118**	**.04213**	**2.9253**	**.01072**	**.00566**	**.02028**
Stddev	.00514	.0241	.00004	.00512	.00002	.00070	.0008	.00023	.0013	.00059	.00456	.00079
%RSD	3.5580	.80000	.37118	2.5396	.14521	3.3334	.08331	.55679	.04567	5.4790	80.551	3.8933
#1	.14074	2.9916	.00971	.20529	.01043	.02148	1.0124	.04230	2.9262	.01114	.00244	.02084
#2	.14800	3.0256	.00976	.19804	.01041	.02049	1.0112	.04197	2.9243	.01031	.00888	.01972
Check ?	Chk Fail	Chk Pass	Chk Pass	Chk Pass	Chk Pass	Chk Pass	Chk Pass	Chk Pass	Chk Pass	Chk Pass	None	Chk Pass
Value	.10000											
Range	30.000%											

Elem	Se1960	Si2881	Sn1899	Sr4077	Th2837	Ti3349	Tl1908	U_3701	V_2924	Zn2062	Zr3391
Units	ppm	ppm	ppm	ppm	ppm	ppm	ppm	ppm	ppm	ppm	ppm
Avg	**.01222**	**.49469**	**.10194**	**.00974**	**.01517**	**.00970**	**.01354**	**.06472**	**.00940**	**.02064**	**.01506**
Stddev	.01101	.01327	.00001	.00005	.00248	.00028	.00051	.00435	.00029	.00137	.00043
%RSD	90.135	2.6834	.00967	.49114	16.372	2.8548	3.7864	6.7143	3.0922	6.6470	2.8373
#1	.02001	.48530	.10195	.00977	.01693	.00990	.01390	.06165	.00920	.02161	.01536
#2	.00443	.50408	.10193	.00970	.01341	.00951	.01317	.06779	.00961	.01967	.01475
Check ?	Chk Pass	Chk Pass	Chk Pass	Chk Pass	Chk Pass	Chk Pass	Chk Pass	Chk Pass	Chk Pass	Chk Pass	Chk Pass
Value											
Range											

Int. Std.	Y_2243	Y_3600	Y_3774
Units	Cts/S	Cts/S	Cts/S
Avg	**1581.5**	**33078.**	**6261.6**
Stddev	2.1	15.	13.2
%RSD	.12986	.04516	.21034
#1	1583.0	33068.	6270.9
#2	1580.1	33089.	6252.3

Sample Name: MB Acquired: 5/20/2016 15:33:44 Type: Unk
Method: 6500_026(v10) Mode: CONC Corr. Factor: 1.000000
User: kellyca Custom ID1: Custom ID2: Custom ID3:
Comment: SAR

Elem	Ag3280	Al1670	As1890	B_2089	Ba4554	Be3130	Bi2230	Ca3179	Cd2288
Line	328.068 {103}	167.079 {502}	189.042 {478}	208.959 {461}	455.403 { 74}	313.042 {108}	223.061 {451}	317.933 {106}	228.802 {447}
Units	ppm	ppm	ppm	ppm	ppm	ppm	ppm	ppm	ppm
Avg	**.00003**	**.00035**	**-.00213**	**.00418**	**-.00004**	**-.00008**	**.00014**	**.00103**	**.00000**
Stddev	.00012	.00038	.00132	.00048	.00005	.00002	.00140	.00007	.00009
%RSD	456.43	107.06	61.871	11.375	122.10	25.947	978.45	6.8227	2152.8
#1	.00011	.00062	-.00306	.00452	-.00008	-.00007	.00114	.00108	-.00006
#2	-.00006	.00009	-.00120	.00384	-.00001	-.00010	-.00085	.00098	.00007
Check ?	Chk Pass	Chk Pass	Chk Pass	Chk Pass	Chk Pass	Chk Pass	Chk Pass	Chk Pass	Chk Pass
High Limit									
Low Limit									

Elem	Co2286	Cr2055	Cu3247	Fe2599	K_7664	Li6707	Mg2790	Mn2576	Mo2020
Line	228.616 {447}	205.560 {464}	324.754 {104}	259.940 {130}	766.490 { 44}	670.784 { 50}	279.079 {121}2	257.610 {131}	202.030 {467}
Units	ppm	ppm	ppm	ppm	ppm	ppm	ppm	ppm	ppm
Avg	**-.00031**	**.00037**	**.00006**	**.00242**	**.01516**	**-.00016**	**.00367**	**.00009**	**.00027**
Stddev	.00030	.00005	.00008	.00165	.01671	.00178	.00436	.00005	.00015
%RSD	97.576	12.434	122.51	68.237	110.23	1090.3	118.72	63.316	56.274
#1	-.00010	.00034	.00001	.00358	.00334	.00109	.00675	.00005	.00016
#2	-.00053	.00040	.00012	.00125	.02698	-.00142	.00059	.00013	.00037
Check ?	Chk Pass	Chk Pass	Chk Pass	Chk Pass	Chk Pass	Chk Pass	Chk Pass	Chk Pass	Chk Pass
High Limit									
Low Limit									

Elem	Na5895	Ni2316	P_1782	Pb2203	S_1820	Sb2068	Se1960	Si2881	Sn1899
Line	589.592 { 57}	231.604 {446}	178.284 {489}	220.353 {453}	182.034 {485}	206.833 {463}	196.090 {472}	288.158 {117}	189.989 {477}
Units	ppm	ppm	ppm	ppm	ppm	ppm	ppm	ppm	ppm
Avg	**.00864**	**-.00036**	**-.00548**	**-.00135**	**.00905**	**-.00081**	**-.00296**	**-.00076**	**.00065**
Stddev	.00670	.00050	.00160	.00012	.00006	.00028	.00132	.00277	.00035
%RSD	77.465	140.32	29.227	9.2183	.61971	34.958	44.676	363.36	54.279
#1	.01338	-.00000	-.00434	-.00127	.00909	-.00102	-.00389	.00119	.00090
#2	.00391	-.00071	-.00661	-.00144	.00901	-.00061	-.00202	-.00272	.00040
Check ?	Chk Pass	Chk Pass	Chk Pass	Chk Pass	Chk Pass	Chk Pass	Chk Pass	Chk Pass	Chk Pass
High Limit									
Low Limit									

Elem	Sr4077	Th2837	Ti3349	Tl1908	U_3701	V_2924	Zn2062	Zr3391
Line	407.771 { 83}	283.730 {119}	334.904 {101}	190.856 {477}	370.152 { 91}	292.402 {115}	206.200 {163}	339.198 { 99}
Units	ppm	ppm	ppm	ppm	ppm	ppm	ppm	ppm
Avg	**.00001**	**-.00054**	**-.00004**	**-.00324**	**.01941**	**.00065**	**.00098**	**.00065**
Stddev	.00009	.00247	.00008	.00089	.02526	.00008	.00015	.00077
%RSD	1611.3	454.32	237.78	27.487	130.15	12.026	15.376	118.95
#1	-.00006	-.00229	-.00009	-.00387	.03728	.00070	.00087	.00120
#2	.00007	.00121	.00002	-.00261	.00155	.00059	.00108	.00010
Check ?	Chk Pass	Chk Pass	Chk Pass	Chk Pass	Chk Pass	Chk Pass	Chk Pass	Chk Pass
High Limit								
Low Limit								

Int. Std.	Y_2243	Y_3600	Y_3774
Line	224.306 {450}	360.073 { 94}	377.433 { 89}
Units	Cts/S	Cts/S	Cts/S
Avg	**1574.5**	**32740.**	**6055.7**
Stddev	.4	29.	23.6
%RSD	.02236	.08711	.38951
#1	1574.3	32760.	6039.0
#2	1574.8	32719.	6072.4

Sample Name: 280-83311-B-1 Acquired: 5/20/2016 15:36:29 Type: Unk
Method: 6500_026(v10) Mode: CONC Corr. Factor: 1.000000
User: kellyca Custom ID1: Custom ID2: Custom ID3:
Comment: SAR

Elem	Ag3280	Al1670	As1890	B_2089	Ba4554	Be3130	Bi2230	Ca3179	Cd2288
Line	328.068 {103}	167.079 {502}	189.042 {478}	208.959 {461}	455.403 { 74}	313.042 {108}	223.061 {451}	317.933 {106}	228.802 {447}
Units	ppm	ppm	ppm	ppm	ppm	ppm	ppm	ppm	ppm
Avg	**-.00011**	**.19749**	**.00197**	**.03580**	**.07229**	**-.00009**	**.00592**	**127.32**	**-.00005**
Stddev	.00007	.00141	.00049	.00098	.00059	.00012	.00390	.73	.00040
%RSD	65.741	.71186	25.088	2.7500	.81364	135.69	65.882	.57580	798.54
#1	-.00006	.19849	.00232	.03510	.07187	-.00000	.00316	126.80	-.00034
#2	-.00016	.19650	.00162	.03649	.07271	-.00017	.00868	127.84	.00023
Check ?	Chk Pass	Chk Pass	Chk Pass	Chk Pass	Chk Pass	Chk Pass	Chk Pass	Chk Pass	Chk Pass
High Limit									
Low Limit									

Elem	Co2286	Cr2055	Cu3247	Fe2599	K_7664	Li6707	Mg2790	Mn2576	Mo2020
Line	228.616 {447}	205.560 {464}	324.754 {104}	259.940 {130}	766.490 { 44}	670.784 { 50}	279.079 {121}2	257.610 {131}	202.030 {467}
Units	ppm	ppm	ppm	ppm	ppm	ppm	ppm	ppm	ppm
Avg	**.00100**	**.00011**	**.00120**	**.12463**	**2.3494**	**.02076**	**48.881**	**.01066**	**.00016**
Stddev	.00024	.00034	.00099	.00096	.0147	.00062	.083	.00004	.00008
%RSD	24.219	306.70	82.829	.77060	.62617	2.9719	.16957	.33747	53.681
#1	.00118	.00035	.00050	.12531	2.3389	.02032	48.823	.01068	.00022
#2	.00083	-.00013	.00190	.12395	2.3598	.02119	48.940	.01063	.00010
Check ?	Chk Pass	Chk Pass	Chk Pass	Chk Pass	Chk Pass	Chk Pass	Chk Pass	Chk Pass	Chk Pass
High Limit									
Low Limit									

Elem	Na8183	Ni2316	P_1782	Pb2203	S_1820	Sb2068	Se1960	Si2881	Sn1899
Line	818.326 { 41}	231.604 {446}	178.284 {489}	220.353 {453}	182.034 {485}	206.833 {463}	196.090 {472}	288.158 {117}	189.989 {477}
Units	ppm	ppm	ppm	ppm	ppm	ppm	ppm	ppm	ppm
Avg	**170.37**	**.00197**	**.01416**	**-.00213**	**93.214**	**-.00426**	**.00241**	**7.3940**	**-.00029**
Stddev	1.93	.00066	.00291	.00068	.592	.00198	.00085	.0513	.00179
%RSD	1.1355	33.487	20.555	31.686	.63527	46.556	35.478	.69419	621.14
#1	169.00	.00244	.01210	-.00261	93.633	-.00566	.00181	7.3577	.00098
#2	171.74	.00151	.01621	-.00165	92.796	-.00285	.00301	7.4302	-.00156
Check ?	Chk Pass	Chk Pass	Chk Pass	Chk Pass	Chk Pass	Chk Pass	Chk Pass	Chk Pass	Chk Pass
High Limit									
Low Limit									

Elem	Sr4077	Th2837	Ti3349	Tl1908	U_3701	V_2924	Zn2062	Zr3391
Line	407.771 { 83}	283.730 {119}	334.904 {101}	190.856 {477}	370.152 { 91}	292.402 {115}	206.200 {163}	339.198 { 99}
Units	ppm	ppm	ppm	ppm	ppm	ppm	ppm	ppm
Avg	**1.8573**	**-.00373**	**.00877**	**.00214**	**.01224**	**.00116**	**-.00145**	**.00083**
Stddev	.0194	.00186	.00055	.00179	.00141	.00082	.00048	.00034
%RSD	1.0439	49.744	6.2943	83.744	11.517	71.135	33.032	40.406
#1	1.8436	-.00242	.00838	.00087	.01124	.00174	-.00178	.00107
#2	1.8710	-.00504	.00916	.00340	.01323	.00058	-.00111	.00059
Check ?	Chk Pass	Chk Pass	Chk Pass	Chk Pass	Chk Pass	Chk Pass	Chk Pass	Chk Pass
High Limit								
Low Limit								

Int. Std.	Y_2243	Y_3600	Y_3774
Line	224.306 {450}	360.073 { 94}	377.433 { 89}
Units	Cts/S	Cts/S	Cts/S
Avg	**1542.1**	**31459.**	**6299.6**
Stddev	6.7	153.	66.8
%RSD	.43739	.48632	1.0606
#1	1546.9	31567.	6346.9
#2	1537.3	31350.	6252.4

Sample Name: 280-83311-B-1sd@5 Acquired: 5/20/2016 15:39:10 Type: Unk
Method: 6500_026(v10) Mode: CONC Corr. Factor: 1.000000
User: kellyca Custom ID1: Custom ID2: Custom ID3:
Comment: SAR

Elem	Ag3280	Al1670	As1890	B_2089	Ba4554	Be3130	Bi2230	Ca3179	Cd2288
Line	328.068 {103}	167.079 {502}	189.042 {478}	208.959 {461}	455.403 { 74}	313.042 {108}	223.061 {451}	317.933 {106}	228.802 {447}
Units	ppm	ppm	ppm	ppm	ppm	ppm	ppm	ppm	ppm
Avg	**-.00047**	**.04173**	**-.00545**	**.00898**	**.01509**	**-.00011**	**.00078**	**24.667**	**.00018**
Stddev	.00015	.00038	.00001	.00002	.00020	.00002	.00004	.091	.00016
%RSD	31.714	.91408	.25725	.23886	1.3463	18.410	5.6537	.36710	91.029
#1	-.00037	.04200	-.00544	.00900	.01523	-.00013	.00075	24.731	.00006
#2	-.00058	.04146	-.00546	.00897	.01494	-.00010	.00082	24.603	.00029
Check ?	Chk Pass	Chk Pass	Chk Pass	Chk Pass	Chk Pass	Chk Pass	Chk Pass	Chk Pass	Chk Pass
High Limit									
Low Limit									

Elem	Co2286	Cr2055	Cu3247	Fe2599	K_7664	Li6707	Mg2790	Mn2576	Mo2020
Line	228.616 {447}	205.560 {464}	324.754 {104}	259.940 {130}	766.490 { 44}	670.784 { 50}	279.079 {121}2	257.610 {131}	202.030 {467}
Units	ppm	ppm	ppm	ppm	ppm	ppm	ppm	ppm	ppm
Avg	**-.00020**	**.00007**	**-.00017**	**.03373**	**.47668**	**.00315**	**9.2856**	**.00274**	**.00025**
Stddev	.00001	.00030	.00072	.00246	.01405	.00030	.0068	.00013	.00032
%RSD	4.7827	438.67	435.35	7.2963	2.9474	9.4196	.07295	4.8681	127.91
#1	-.00019	-.00015	-.00068	.03199	.48661	.00336	9.2808	.00264	.00047
#2	-.00020	.00028	.00034	.03547	.46674	.00294	9.2904	.00283	.00002
Check ?	Chk Pass	Chk Pass	Chk Pass	Chk Pass	Chk Pass	Chk Pass	Chk Pass	Chk Pass	Chk Pass
High Limit									
Low Limit									

Elem	Na8183	Ni2316	P_1782	Pb2203	S_1820	Sb2068	Se1960	Si2881	Sn1899
Line	818.326 { 41}	231.604 {446}	178.284 {489}	220.353 {453}	182.034 {485}	206.833 {463}	196.090 {472}	288.158 {117}	189.989 {477}
Units	ppm	ppm	ppm	ppm	ppm	ppm	ppm	ppm	ppm
Avg	**33.328**	**.00013**	**.00351**	**-.00236**	**16.807**	**-.00253**	**-.00100**	**1.3933**	**.00078**
Stddev	.111	.00058	.00199	.00095	.106	.00294	.00038	.0087	.00107
%RSD	.33269	445.58	56.590	40.364	.62885	116.19	38.005	.62511	137.36
#1	33.406	-.00028	.00211	-.00303	16.881	-.00045	-.00127	1.3871	.00154
#2	33.249	.00054	.00491	-.00168	16.732	-.00461	-.00073	1.3994	.00002
Check ?	Chk Pass	Chk Pass	Chk Pass	Chk Pass	Chk Pass	Chk Pass	Chk Pass	Chk Pass	Chk Pass
High Limit									
Low Limit									

Elem	Sr4077	Th2837	Ti3349	Tl1908	U_3701	V_2924	Zn2062	Zr3391
Line	407.771 { 83}	283.730 {119}	334.904 {101}	190.856 {477}	370.152 { 91}	292.402 {115}	206.200 {163}	339.198 { 99}
Units	ppm	ppm	ppm	ppm	ppm	ppm	ppm	ppm
Avg	**.36770**	**-.00287**	**.00168**	**-.00101**	**.01615**	**.00038**	**-.00084**	**-.00071**
Stddev	.00001	.00112	.00011	.00125	.00048	.00083	.00008	.00015
%RSD	.00295	39.140	6.4238	123.74	2.9966	216.60	9.3887	21.058
#1	.36771	-.00207	.00161	-.00013	.01581	-.00020	-.00079	-.00082
#2	.36769	-.00366	.00176	-.00189	.01649	.00096	-.00090	-.00061
Check ?	Chk Pass	Chk Pass	Chk Pass	Chk Pass	Chk Pass	Chk Pass	Chk Pass	Chk Pass
High Limit								
Low Limit								

Int. Std.	Y_2243	Y_3600	Y_3774
Line	224.306 {450}	360.073 { 94}	377.433 { 89}
Units	Cts/S	Cts/S	Cts/S
Avg	**1553.0**	**32046.**	**6111.5**
Stddev	3.0	58.	57.3
%RSD	.19422	.17960	.93788
#1	1550.9	32005.	6071.0
#2	1555.1	32087.	6152.0

Sample Name: 280-83311-B-1 DU Acquired: 5/20/2016 15:41:52 Type: Unk
Method: 6500_026(v10) Mode: CONC Corr. Factor: 1.000000
User: kellyca Custom ID1: Custom ID2: Custom ID3:
Comment: SAR

Elem	Ag3280	Al1670	As1890	B_2089	Ba4554	Be3130	Bi2230	Ca3179	Cd2288
Line	328.068 {103}	167.079 {502}	189.042 {478}	208.959 {461}	455.403 { 74}	313.042 {108}	223.061 {451}	317.933 {106}	228.802 {447}
Units	ppm	ppm	ppm	ppm	ppm	ppm	ppm	ppm	ppm
Avg	**-.00034**	**.18821**	**.00172**	**.03525**	**.07217**	**-.00006**	**.00650**	**126.54**	**-.00024**
Stddev	.00005	.00477	.00087	.00019	.00015	.00001	.00010	1.24	.00008
%RSD	14.935	2.5319	50.791	.54937	.21245	24.171	1.6099	.98211	34.099
#1	-.00031	.19158	.00110	.03539	.07207	-.00005	.00643	127.42	-.00018
#2	-.00038	.18484	.00233	.03511	.07228	-.00007	.00658	125.66	-.00030
Check ?	Chk Pass	Chk Pass	Chk Pass	Chk Pass	Chk Pass	Chk Pass	Chk Pass	Chk Pass	Chk Pass
High Limit									
Low Limit									

Elem	Co2286	Cr2055	Cu3247	Fe2599	K_7664	Li6707	Mg2790	Mn2576	Mo2020
Line	228.616 {447}	205.560 {464}	324.754 {104}	259.940 {130}	766.490 { 44}	670.784 { 50}	279.079 {121}2	257.610 {131}	202.030 {467}
Units	ppm	ppm	ppm	ppm	ppm	ppm	ppm	ppm	ppm
Avg	**.00148**	**-.00015**	**.00079**	**.12173**	**2.3332**	**.02026**	**48.918**	**.01045**	**.00023**
Stddev	.00027	.00009	.00043	.00872	.0064	.00044	.145	.00017	.00004
%RSD	18.360	59.336	54.588	7.1632	.27348	2.1822	.29567	1.6037	18.484
#1	.00168	-.00009	.00110	.12790	2.3377	.01995	49.021	.01057	.00020
#2	.00129	-.00021	.00049	.11557	2.3287	.02058	48.816	.01033	.00026
Check ?	Chk Pass	Chk Pass	Chk Pass	Chk Pass	Chk Pass	Chk Pass	Chk Pass	Chk Pass	Chk Pass
High Limit									
Low Limit									

Elem	Na8183	Ni2316	P_1782	Pb2203	S_1820	Sb2068	Se1960	Si2881	Sn1899
Line	818.326 { 41}	231.604 {446}	178.284 {489}	220.353 {453}	182.034 {485}	206.833 {463}	196.090 {472}	288.158 {117}	189.989 {477}
Units	ppm	ppm	ppm	ppm	ppm	ppm	ppm	ppm	ppm
Avg	**170.08**	**.00182**	**.01369**	**-.00021**	**94.959**	**-.00152**	**.00215**	**7.3971**	**-.00031**
Stddev	.30	.00085	.00186	.00154	.880	.00038	.00230	.0779	.00067
%RSD	.17697	46.414	13.566	739.04	.92663	24.739	106.96	1.0536	217.16
#1	169.87	.00242	.01501	.00088	95.581	-.00178	.00052	7.4522	-.00078
#2	170.29	.00122	.01238	-.00130	94.337	-.00125	.00378	7.3420	.00016
Check ?	Chk Pass	Chk Pass	Chk Pass	Chk Pass	Chk Pass	Chk Pass	Chk Pass	Chk Pass	Chk Pass
High Limit									
Low Limit									

Elem	Sr4077	Th2837	Ti3349	Tl1908	U_3701	V_2924	Zn2062	Zr3391
Line	407.771 { 83}	283.730 {119}	334.904 {101}	190.856 {477}	370.152 { 91}	292.402 {115}	206.200 {163}	339.198 { 99}
Units	ppm	ppm	ppm	ppm	ppm	ppm	ppm	ppm
Avg	**1.8561**	**-.00407**	**.00753**	**.00044**	**.00853**	**.00155**	**-.00078**	**.00133**
Stddev	.0060	.00106	.00019	.00156	.03121	.00001	.00044	.00026
%RSD	.32212	25.976	2.4910	352.99	365.79	.81385	56.820	19.580
#1	1.8519	-.00332	.00740	.00154	-.01354	.00154	-.00109	.00114
#2	1.8603	-.00481	.00766	-.00066	.03060	.00156	-.00046	.00151
Check ?	Chk Pass	Chk Pass	Chk Pass	Chk Pass	Chk Pass	Chk Pass	Chk Pass	Chk Pass
High Limit								
Low Limit								

Int. Std.	Y_2243	Y_3600	Y_3774
Line	224.306 {450}	360.073 { 94}	377.433 { 89}
Units	Cts/S	Cts/S	Cts/S
Avg	**1518.7**	**31717.**	**6345.0**
Stddev	2.6	43.	59.4
%RSD	.17054	.13530	.93652
#1	1520.5	31747.	6303.0
#2	1516.9	31686.	6387.0

Sample Name: 280-83311-B-2 Acquired: 5/20/2016 15:44:34 Type: Unk
Method: 6500_026(v10) Mode: CONC Corr. Factor: 1.000000
User: kellyca Custom ID1: Custom ID2: Custom ID3:
Comment: SAR

Elem	Ag3280	Al1670	As1890	B_2089	Ba4554	Be3130	Bi2230	Ca3179	Cd2288
Line	328.068 {103}	167.079 {502}	189.042 {478}	208.959 {461}	455.403 { 74}	313.042 {108}	223.061 {451}	317.933 {106}	228.802 {447}
Units	ppm	ppm	ppm	ppm	ppm	ppm	ppm	ppm	ppm
Avg	**.00010**	**.06326**	**.00792**	**.03171**	**.06491**	**-.00009**	**.00733**	**34.078**	**-.00012**
Stddev	.00012	.00018	.00413	.00099	.00127	.00003	.00023	.855	.00042
%RSD	125.48	.28717	52.178	3.1338	1.9593	28.492	3.1216	2.5079	367.11
#1	.00001	.06313	.00500	.03101	.06581	-.00011	.00749	34.682	.00018
#2	.00018	.06339	.01084	.03241	.06401	-.00007	.00717	33.474	-.00041
Check ?	Chk Pass	Chk Pass	Chk Pass	Chk Pass	Chk Pass	Chk Pass	Chk Pass	Chk Pass	Chk Pass
High Limit									
Low Limit									

Elem	Co2286	Cr2055	Cu3247	Fe2599	K_7664	Li6707	Mg2790	Mn2576	Mo2020
Line	228.616 {447}	205.560 {464}	324.754 {104}	259.940 {130}	766.490 { 44}	670.784 { 50}	279.079 {121}2	257.610 {131}	202.030 {467}
Units	ppm	ppm	ppm	ppm	ppm	ppm	ppm	ppm	ppm
Avg	**.00567**	**-.00023**	**.00094**	**.10986**	**7.3680**	**.13218**	**17.251**	**.11290**	**.00186**
Stddev	.00003	.00009	.00011	.00877	.1584	.00197	.003	.00077	.00026
%RSD	.52245	38.035	11.389	7.9863	2.1499	1.4916	.01833	.68465	14.022
#1	.00565	-.00030	.00101	.11606	7.4800	.13358	17.253	.11345	.00205
#2	.00569	-.00017	.00086	.10366	7.2560	.13079	17.248	.11236	.00168
Check ?	Chk Pass	Chk Pass	Chk Pass	Chk Pass	Chk Pass	Chk Pass	Chk Pass	Chk Pass	Chk Pass
High Limit									
Low Limit									

Elem	Na8183	Ni2316	P_1782	Pb2203	S_1820	Sb2068	Se1960	Si2881	Sn1899
Line	818.326 { 41}	231.604 {446}	178.284 {489}	220.353 {453}	182.034 {485}	206.833 {463}	196.090 {472}	288.158 {117}	189.989 {477}
Units	ppm	ppm	ppm	ppm	ppm	ppm	ppm	ppm	ppm
Avg	W **589.35**	**.00374**	**.05200**	**-.00051**	**58.523**	**.00117**	**.00101**	**3.4040**	**.00160**
Stddev	10.97	.00016	.00253	.00002	.055	.00299	.00093	.0648	.00084
%RSD	1.8617	4.2560	4.8659	4.4947	.09339	255.31	92.017	1.9029	52.877
#1	597.11	.00385	.05021	-.00050	58.484	.00328	.00035	3.4498	.00100
#2	581.59	.00363	.05379	-.00053	58.561	-.00094	.00167	3.3582	.00219
Check ?	Chk Warn	Chk Pass	Chk Pass	Chk Pass	Chk Pass	Chk Pass	Chk Pass	Chk Pass	Chk Pass
High Limit	500.00								
Low Limit	10.000								

Elem	Sr4077	Th2837	Ti3349	Tl1908	U_3701	V_2924	Zn2062	Zr3391
Line	407.771 { 83}	283.730 {119}	334.904 {101}	190.856 {477}	370.152 { 91}	292.402 {115}	206.200 {163}	339.198 { 99}
Units	ppm	ppm	ppm	ppm	ppm	ppm	ppm	ppm
Avg	**3.1357**	**-.00646**	**.00298**	**.00163**	**.01988**	**-.00048**	**-.00238**	**.00131**
Stddev	.0549	.00074	.00021	.00252	.00846	.00090	.00107	.00087
%RSD	1.7518	11.505	7.0889	154.79	42.557	186.95	44.896	66.659
#1	3.1745	-.00699	.00284	.00341	.01390	-.00112	-.00163	.00193
#2	3.0968	-.00593	.00313	-.00015	.02586	.00015	-.00314	.00069
Check ?	Chk Pass	Chk Pass	Chk Pass	Chk Pass	Chk Pass	Chk Pass	Chk Pass	Chk Pass
High Limit								
Low Limit								

Int. Std.	Y_2243	Y_3600	Y_3774
Line	224.306 {450}	360.073 { 94}	377.433 { 89}
Units	Cts/S	Cts/S	Cts/S
Avg	**1472.7**	**30667.**	**6100.6**
Stddev	13.1	128.	65.5
%RSD	.88690	.41628	1.0744
#1	1481.9	30577.	6054.3
#2	1463.5	30757.	6147.0

Sample Name: 280-83311-B-3 Acquired: 5/20/2016 15:47:44 Type: Unk
Method: 6500_026(v10) Mode: CONC Corr. Factor: 1.000000
User: kellyca Custom ID1: Custom ID2: Custom ID3:
Comment: SAR

Elem	Ag3280	Al1670	As1890	B_2089	Ba4554	Be3130	Bi2230	Ca3179	Cd2288
Line	328.068 {103}	167.079 {502}	189.042 {478}	208.959 {461}	455.403 { 74}	313.042 {108}	223.061 {451}	317.933 {106}	228.802 {447}
Units	ppm	ppm	ppm	ppm	ppm	ppm	ppm	ppm	ppm
Avg	**-.00046**	**.00210**	**-.00222**	**.00362**	**-.00007**	**-.00010**	**.00306**	**.02485**	**-.00039**
Stddev	.00013	.00049	.00283	.00007	.00009	.00005	.00064	.00118	.00000
%RSD	27.654	23.549	127.93	1.8271	120.27	51.856	20.962	4.7494	.89457
#1	-.00055	.00175	-.00021	.00367	-.00001	-.00007	.00351	.02568	-.00039
#2	-.00037	.00245	-.00422	.00358	-.00014	-.00014	.00260	.02401	-.00040
Check ?	Chk Pass	Chk Pass	Chk Pass	Chk Pass	Chk Pass	Chk Pass	Chk Pass	Chk Pass	Chk Pass
High Limit									
Low Limit									

Elem	Co2286	Cr2055	Cu3247	Fe2599	K_7664	Li6707	Mg2790	Mn2576	Mo2020
Line	228.616 {447}	205.560 {464}	324.754 {104}	259.940 {130}	766.490 { 44}	670.784 { 50}	279.079 {121}2	257.610 {131}	202.030 {467}
Units	ppm	ppm	ppm	ppm	ppm	ppm	ppm	ppm	ppm
Avg	**-.00022**	**-.00015**	**-.00012**	**.00058**	**.01357**	**-.00105**	**.00813**	**.00007**	**.00014**
Stddev	.00040	.00017	.00005	.00141	.02579	.00054	.00689	.00008	.00017
%RSD	182.69	115.77	45.799	240.95	190.01	51.792	84.671	102.77	121.86
#1	.00006	-.00027	-.00016	.00158	.03180	-.00067	.00326	.00013	.00025
#2	-.00050	-.00003	-.00008	-.00041	-.00466	-.00144	.01300	.00002	.00002
Check ?	Chk Pass	Chk Pass	Chk Pass	Chk Pass	Chk Pass	Chk Pass	Chk Pass	Chk Pass	Chk Pass
High Limit									
Low Limit									

Elem	Na5895	Ni2316	P_1782	Pb2203	S_1820	Sb2068	Se1960	Si2881	Sn1899
Line	589.592 { 57}	231.604 {446}	178.284 {489}	220.353 {453}	182.034 {485}	206.833 {463}	196.090 {472}	288.158 {117}	189.989 {477}
Units	ppm	ppm	ppm	ppm	ppm	ppm	ppm	ppm	ppm
Avg	**.08622**	**.00045**	**-.00238**	**-.00106**	**.01649**	**.00023**	**-.00069**	**.00274**	**-.00078**
Stddev	.00084	.00043	.00552	.00147	.00112	.00210	.00470	.00846	.00030
%RSD	.96983	94.246	232.15	139.30	6.7919	911.58	684.01	308.28	38.189
#1	.08681	.00015	.00153	-.00209	.01728	.00171	.00264	.00872	-.00057
#2	.08563	.00076	-.00628	-.00002	.01569	-.00125	-.00401	-.00324	-.00099
Check ?	Chk Pass	Chk Pass	Chk Pass	Chk Pass	Chk Pass	Chk Pass	Chk Pass	Chk Pass	Chk Pass
High Limit									
Low Limit									

Elem	Sr4077	Th2837	Ti3349	Tl1908	U_3701	V_2924	Zn2062	Zr3391
Line	407.771 { 83}	283.730 {119}	334.904 {101}	190.856 {477}	370.152 { 91}	292.402 {115}	206.200 {163}	339.198 { 99}
Units	ppm	ppm	ppm	ppm	ppm	ppm	ppm	ppm
Avg	**.00044**	**-.00264**	**.00035**	**.00265**	**.01006**	**-.00020**	**.00032**	**.00069**
Stddev	.00002	.00035	.00027	.00241	.00820	.00083	.00040	.00056
%RSD	4.5432	13.083	78.532	90.913	81.551	405.43	125.60	80.664
#1	.00042	-.00289	.00054	.00436	.00426	.00038	.00004	.00108
#2	.00045	-.00240	.00015	.00095	.01586	-.00079	.00060	.00030
Check ?	Chk Pass	Chk Pass	Chk Pass	Chk Pass	Chk Pass	Chk Pass	Chk Pass	Chk Pass
High Limit								
Low Limit								

Int. Std.	Y_2243	Y_3600	Y_3774
Line	224.306 {450}	360.073 { 94}	377.433 { 89}
Units	Cts/S	Cts/S	Cts/S
Avg	**1618.1**	**33368.**	**6256.0**
Stddev	2.3	96.	33.3
%RSD	.14479	.28733	.53279
#1	1619.8	33436.	6279.6
#2	1616.5	33300.	6232.4

Sample Name: 280-83313-E-1 Acquired: 5/20/2016 15:50:29 Type: Unk
Method: 6500_026(v10) Mode: CONC Corr. Factor: 1.000000
User: kellyca Custom ID1: Custom ID2: Custom ID3:
Comment: SAR

Elem	Ag3280	Al1670	As1890	B_2089	Ba4554	Be3130	Bi2230	Ca3179	Cd2288
Line	328.068 {103}	167.079 {502}	189.042 {478}	208.959 {461}	455.403 { 74}	313.042 {108}	223.061 {451}	317.933 {106}	228.802 {447}
Units	ppm	ppm	ppm	ppm	ppm	ppm	ppm	ppm	ppm
Avg	**-.00037**	**.07215**	**.00114**	**.02271**	**.04625**	**-.00009**	**.00556**	**81.854**	**.00001**
Stddev	.00055	.00038	.00471	.00054	.00014	.00006	.00063	.531	.00002
%RSD	149.89	.53340	412.46	2.3762	.29513	69.615	11.256	.64823	250.39
#1	.00002	.07243	-.00219	.02233	.04615	-.00014	.00512	82.230	.00003
#2	-.00075	.07188	.00447	.02309	.04634	-.00005	.00600	81.479	-.00001
Check ?	Chk Pass	Chk Pass	Chk Pass	Chk Pass	Chk Pass	Chk Pass	Chk Pass	Chk Pass	Chk Pass
High Limit									
Low Limit									

Elem	Co2286	Cr2055	Cu3247	Fe2599	K_7664	Li6707	Mg2790	Mn2576	Mo2020
Line	228.616 {447}	205.560 {464}	324.754 {104}	259.940 {130}	766.490 { 44}	670.784 { 50}	279.079 {121}2	257.610 {131}	202.030 {467}
Units	ppm	ppm	ppm	ppm	ppm	ppm	ppm	ppm	ppm
Avg	**.00294**	**-.00021**	**.00139**	**.08998**	**5.1584**	**.06141**	**63.538**	**.01669**	**.00050**
Stddev	.00011	.00022	.00005	.00002	.0010	.00017	.191	.00006	.00031
%RSD	3.5896	104.02	3.6000	.02070	.01838	.28096	.30121	.35833	62.127
#1	.00302	-.00036	.00135	.08999	5.1577	.06128	63.403	.01665	.00028
#2	.00287	-.00006	.00142	.08996	5.1591	.06153	63.673	.01673	.00072
Check ?	Chk Pass	Chk Pass	Chk Pass	Chk Pass	Chk Pass	Chk Pass	Chk Pass	Chk Pass	Chk Pass
High Limit									
Low Limit									

Elem	Na8183	Ni2316	P_1782	Pb2203	S_1820	Sb2068	Se1960	Si2881	Sn1899
Line	818.326 { 41}	231.604 {446}	178.284 {489}	220.353 {453}	182.034 {485}	206.833 {463}	196.090 {472}	288.158 {117}	189.989 {477}
Units	ppm	ppm	ppm	ppm	ppm	ppm	ppm	ppm	ppm
Avg	**349.71**	**.00231**	**.00646**	**-.00051**	W **190.93**	**-.00136**	**-.00081**	**4.5313**	**.00001**
Stddev	.17	.00002	.00232	.00253	.65	.00037	.01318	.0099	.00078
%RSD	.04747	.88852	35.973	499.40	.33947	27.488	1618.7	.21800	10091.
#1	349.83	.00233	.00482	.00128	191.39	-.00109	.00851	4.5383	-.00054
#2	349.60	.00230	.00810	-.00229	190.47	-.00162	-.01013	4.5243	.00056
Check ?	Chk Pass	Chk Pass	Chk Pass	Chk Pass	Chk Warn	Chk Pass	Chk Pass	Chk Pass	Chk Pass
High Limit					190.00				
Low Limit					-.01000				

Elem	Sr4077	Th2837	Ti3349	Tl1908	U_3701	V_2924	Zn2062	Zr3391
Line	407.771 { 83}	283.730 {119}	334.904 {101}	190.856 {477}	370.152 { 91}	292.402 {115}	206.200 {163}	339.198 { 99}
Units	ppm	ppm	ppm	ppm	ppm	ppm	ppm	ppm
Avg	**2.5763**	**-.00646**	**.00297**	**-.00039**	**.00914**	**.00134**	**.00060**	**.00087**
Stddev	.0007	.00034	.00013	.00091	.02558	.00046	.00026	.00001
%RSD	.02700	5.2458	4.4041	235.56	279.72	34.219	42.765	1.1192
#1	2.5758	-.00622	.00307	-.00103	-.00894	.00167	.00042	.00086
#2	2.5768	-.00670	.00288	.00026	.02723	.00102	.00078	.00087
Check ?	Chk Pass	Chk Pass	Chk Pass	Chk Pass	Chk Pass	Chk Pass	Chk Pass	Chk Pass
High Limit								
Low Limit								

Int. Std.	Y_2243	Y_3600	Y_3774
Line	224.306 {450}	360.073 { 94}	377.433 { 89}
Units	Cts/S	Cts/S	Cts/S
Avg	**1485.6**	**30617.**	**6111.6**
Stddev	9.3	52.	12.7
%RSD	.62800	.16933	.20711
#1	1492.2	30580.	6120.5
#2	1479.0	30654.	6102.6

Sample Name: 280-83314-C-1 Acquired: 5/20/2016 15:53:17 Type: Unk
Method: 6500_026(v10) Mode: CONC Corr. Factor: 1.000000
User: kellyca Custom ID1: Custom ID2: Custom ID3:
Comment: SAR

Elem	Ag3280	Al1670	As1890	B_2089	Ba4554	Be3130	Bi2230	Ca3179	Cd2288
Line	328.068 {103}	167.079 {502}	189.042 {478}	208.959 {461}	455.403 { 74}	313.042 {108}	223.061 {451}	317.933 {106}	228.802 {447}
Units	ppm	ppm	ppm	ppm	ppm	ppm	ppm	ppm	ppm
Avg	**-.00031**	**.13911**	**-.00105**	**.03408**	**.07517**	**-.00011**	**.00326**	**126.37**	**-.00007**
Stddev	.00023	.00212	.00174	.00003	.00077	.00001	.00387	2.02	.00010
%RSD	73.831	1.5251	164.73	.09524	1.0303	10.009	118.66	1.5968	154.29
#1	-.00047	.14061	-.00228	.03405	.07572	-.00012	.00600	127.79	.00001
#2	-.00015	.13761	.00017	.03410	.07462	-.00010	.00052	124.94	-.00014
Check ?	Chk Pass	Chk Pass	Chk Pass	Chk Pass	Chk Pass	Chk Pass	Chk Pass	Chk Pass	Chk Pass
High Limit									
Low Limit									

Elem	Co2286	Cr2055	Cu3247	Fe2599	K_7664	Li6707	Mg2790	Mn2576	Mo2020
Line	228.616 {447}	205.560 {464}	324.754 {104}	259.940 {130}	766.490 { 44}	670.784 { 50}	279.079 {121}2	257.610 {131}	202.030 {467}
Units	ppm	ppm	ppm	ppm	ppm	ppm	ppm	ppm	ppm
Avg	**.00177**	**-.00008**	**.00098**	**.13058**	**2.3754**	**.02155**	**47.943**	**.01294**	**-.00001**
Stddev	.00030	.00011	.00002	.00646	.0207	.00005	.099	.00009	.00025
%RSD	16.958	147.45	2.2048	4.9468	.87266	.24631	.20578	.71819	3537.6
#1	.00198	-.00016	.00096	.13515	2.3608	.02159	47.873	.01300	-.00018
#2	.00156	.00000	.00099	.12601	2.3901	.02151	48.013	.01287	.00017
Check ?	Chk Pass	Chk Pass	Chk Pass	Chk Pass	Chk Pass	Chk Pass	Chk Pass	Chk Pass	Chk Pass
High Limit									
Low Limit									

Elem	Na8183	Ni2316	P_1782	Pb2203	S_1820	Sb2068	Se1960	Si2881	Sn1899
Line	818.326 { 41}	231.604 {446}	178.284 {489}	220.353 {453}	182.034 {485}	206.833 {463}	196.090 {472}	288.158 {117}	189.989 {477}
Units	ppm	ppm	ppm	ppm	ppm	ppm	ppm	ppm	ppm
Avg	**171.47**	**.00129**	**.02127**	**-.00102**	**94.247**	**.00137**	**-.00070**	**7.1797**	**-.00076**
Stddev	2.33	.00036	.00028	.00042	.496	.00318	.00697	.1422	.00040
%RSD	1.3561	27.518	1.3204	40.712	.52637	232.57	998.08	1.9807	52.999
#1	173.11	.00154	.02147	-.00073	94.598	.00362	.00423	7.2802	-.00048
#2	169.82	.00104	.02107	-.00132	93.896	-.00088	-.00562	7.0791	-.00105
Check ?	Chk Pass	Chk Pass	Chk Pass	Chk Pass	Chk Pass	Chk Pass	Chk Pass	Chk Pass	Chk Pass
High Limit									
Low Limit									

Elem	Sr4077	Th2837	Ti3349	Tl1908	U_3701	V_2924	Zn2062	Zr3391
Line	407.771 { 83}	283.730 {119}	334.904 {101}	190.856 {477}	370.152 { 91}	292.402 {115}	206.200 {163}	339.198 { 99}
Units	ppm	ppm	ppm	ppm	ppm	ppm	ppm	ppm
Avg	**1.8757**	**-.00402**	**.00561**	**.00325**	**.01445**	**.00077**	**-.00154**	**.00029**
Stddev	.0191	.00251	.00190	.00054	.00253	.00025	.00030	.00050
%RSD	1.0185	62.353	33.805	16.467	17.530	33.075	19.260	170.69
#1	1.8892	-.00225	.00427	.00287	.01266	.00059	-.00133	-.00006
#2	1.8622	-.00579	.00695	.00363	.01624	.00095	-.00175	.00065
Check ?	Chk Pass	Chk Pass	Chk Pass	Chk Pass	Chk Pass	Chk Pass	Chk Pass	Chk Pass
High Limit								
Low Limit								

Int. Std.	Y_2243	Y_3600	Y_3774
Line	224.306 {450}	360.073 { 94}	377.433 { 89}
Units	Cts/S	Cts/S	Cts/S
Avg	**1504.1**	**31351.**	**6228.4**
Stddev	.1	133.	30.1
%RSD	.00654	.42434	.48374
#1	1504.1	31445.	6207.1
#2	1504.0	31257.	6249.7

Sample Name: 280-83194-J-1 Acquired: 5/20/2016 15:56:00 Type: Unk
Method: 6500_026(v10) Mode: CONC Corr. Factor: 1.000000
User: kellyca Custom ID1: Custom ID2: Custom ID3:
Comment: SAR

Elem	Ag3280	Al1670	As1890	B_2089	Ba4554	Be3130	Bi2230	Ca3179	Cd2288
Line	328.068 {103}	167.079 {502}	189.042 {478}	208.959 {461}	455.403 { 74}	313.042 {108}	223.061 {451}	317.933 {106}	228.802 {447}
Units	ppm	ppm	ppm	ppm	ppm	ppm	ppm	ppm	ppm
Avg	**.00012**	**.00373**	**.00332**	**.24265**	**.02139**	**-.00009**	**.00578**	**1.0271**	**-.00022**
Stddev	.00027	.00018	.00172	.00015	.00016	.00003	.00060	.0038	.00005
%RSD	220.49	4.7691	51.694	.06132	.72979	33.649	10.351	.36696	24.194
#1	.00032	.00386	.00453	.24275	.02128	-.00007	.00536	1.0297	-.00018
#2	-.00007	.00361	.00211	.24254	.02150	-.00011	.00621	1.0244	-.00026
Check ?	Chk Pass	Chk Pass	Chk Pass	Chk Pass	Chk Pass	Chk Pass	Chk Pass	Chk Pass	Chk Pass
High Limit									
Low Limit									

Elem	Co2286	Cr2055	Cu3247	Fe2599	K_7664	Li6707	Mg2790	Mn2576	Mo2020
Line	228.616 {447}	205.560 {464}	324.754 {104}	259.940 {130}	766.490 { 44}	670.784 { 50}	279.079 {121}2	257.610 {131}	202.030 {467}
Units	ppm	ppm	ppm	ppm	ppm	ppm	ppm	ppm	ppm
Avg	**.00149**	**-.00022**	**.06010**	**.01494**	**.87661**	**.02038**	**.23000**	**.00210**	**-.00006**
Stddev	.00038	.00012	.00007	.00110	.01471	.00014	.00421	.00006	.00001
%RSD	25.411	53.298	.11258	7.3986	1.6778	.67534	1.8307	2.7502	24.105
#1	.00175	-.00030	.06005	.01572	.88701	.02028	.23298	.00206	-.00007
#2	.00122	-.00014	.06015	.01415	.86621	.02047	.22703	.00214	-.00005
Check ?	Chk Pass	Chk Pass	Chk Pass	Chk Pass	Chk Pass	Chk Pass	Chk Pass	Chk Pass	Chk Pass
High Limit									
Low Limit									

Elem	Na8183	Ni2316	P_1782	Pb2203	S_1820	Sb2068	Se1960	Si2881	Sn1899
Line	818.326 { 41}	231.604 {446}	178.284 {489}	220.353 {453}	182.034 {485}	206.833 {463}	196.090 {472}	288.158 {117}	189.989 {477}
Units	ppm	ppm	ppm	ppm	ppm	ppm	ppm	ppm	ppm
Avg	**208.97**	**.00086**	**.12484**	**.00493**	**.03769**	**-.00276**	**.00446**	**5.5575**	**.00045**
Stddev	.35	.00046	.00187	.00144	.00460	.00099	.00884	.0350	.00028
%RSD	.16772	53.479	1.5012	29.213	12.196	35.759	198.28	.63063	62.379
#1	209.21	.00118	.12351	.00595	.04094	-.00345	-.00179	5.5822	.00065
#2	208.72	.00053	.12616	.00391	.03444	-.00206	.01072	5.5327	.00025
Check ?	Chk Pass	Chk Pass	Chk Pass	Chk Pass	Chk Pass	Chk Pass	Chk Pass	Chk Pass	Chk Pass
High Limit									
Low Limit									

Elem	Sr4077	Th2837	Ti3349	Tl1908	U_3701	V_2924	Zn2062	Zr3391
Line	407.771 { 83}	283.730 {119}	334.904 {101}	190.856 {477}	370.152 { 91}	292.402 {115}	206.200 {163}	339.198 { 99}
Units	ppm	ppm	ppm	ppm	ppm	ppm	ppm	ppm
Avg	**.02975**	**-.00366**	**.00021**	**.00111**	**.03094**	**.00011**	**.00483**	**-.00068**
Stddev	.00000	.00020	.00026	.00276	.01595	.00026	.00094	.00109
%RSD	.01223	5.3928	124.96	247.84	51.550	241.65	19.498	160.39
#1	.02974	-.00352	.00040	.00306	.01966	-.00008	.00549	.00009
#2	.02975	-.00380	.00002	-.00084	.04222	.00030	.00416	-.00145
Check ?	Chk Pass	Chk Pass	Chk Pass	Chk Pass	Chk Pass	Chk Pass	Chk Pass	Chk Pass
High Limit								
Low Limit								

Int. Std.	Y_2243	Y_3600	Y_3774
Line	224.306 {450}	360.073 { 94}	377.433 { 89}
Units	Cts/S	Cts/S	Cts/S
Avg	**1536.8**	**31570.**	**6218.9**
Stddev	4.6	162.	24.6
%RSD	.30066	.51295	.39540
#1	1540.0	31684.	6201.5
#2	1533.5	31455.	6236.3

Sample Name: ccvh-3900196 Acquired: 5/20/2016 15:58:50 Type: QC
Method: 6500_026(v10) Mode: CONC Corr. Factor: 1.000000
User: kellyca Custom ID1: Custom ID2: Custom ID3:
Comment:

Elem	Ag3280	Al3092	As1890	B_2089	Ba4554	Be3130	Bi2230	Ca3179	Cd2288	Co2286	Cr2055	Cu3247	Fe2714
Units	ppm	ppm	ppm	ppm	ppm	ppm	ppm	ppm	ppm	ppm	ppm	ppm	ppm
Avg	**-.00106**	**48.312**	**-.00477**	**.00317**	**.00003**	**-.00039**	**1.0217**	**-.05159**	**-.00124**	**.00305**	**-.00027**	**.00663**	**48.105**
Stddev	.00002	.093	.00206	.00020	.00003	.00004	.0065	.00264	.00040	.00009	.00065	.00036	.272
%RSD	1.7065	.19174	43.321	6.4534	99.092	10.599	.63766	5.1164	32.594	2.8435	243.94	5.3510	.56645
#1	-.00107	48.377	-.00331	.00302	.00005	-.00036	1.0263	-.04972	-.00095	.00298	.00019	.00638	48.298
#2	-.00105	48.246	-.00623	.00331	.00001	-.00042	1.0171	-.05345	-.00152	.00311	-.00073	.00689	47.913
Check ?	None	Chk Pass	None	None	None	None	Chk Pass	None	None	None	None	None	Chk Pass
Value													
Range													

Elem	K_7664	Li6707	Mg2790	Mn2576	Mo2020	Na8183	Ni2316	P_1782	Pb2203	S_1820	Sb2068	Se1960	Si2881
Units	ppm	ppm	ppm	ppm	ppm	ppm	ppm	ppm	ppm	ppm	ppm	ppm	ppm
Avg	**.01327**	**-.00041**	**.15169**	**-.00057**	**-.00240**	**252.01**	**.00001**	**.00504**	**.00253**	**4.9581**	**-.00046**	**.00320**	**-.00927**
Stddev	.00725	.00124	.00193	.00005	.00037	.82	.00112	.00184	.00197	.0137	.00343	.00116	.00160
%RSD	54.622	301.00	1.2751	8.0121	15.218	.32540	8207.8	36.500	77.980	.27676	750.45	36.315	17.276
#1	.00814	.00046	.15306	-.00060	-.00214	252.59	.00081	.00374	.00114	4.9678	.00197	.00237	-.00814
#2	.01839	-.00129	.15033	-.00054	-.00266	251.43	-.00078	.00634	.00393	4.9484	-.00288	.00402	-.01040
Check ?	None	None	None	None	None	Chk Pass	None	None	None	Chk Pass	None	None	None
Value													
Range													

Elem	Sn1899	Sr4077	Th2837	Ti3349	Tl1908	U_3701	V_2924	Zn2062	Zr3391
Units	ppm	ppm	ppm	ppm	ppm	ppm	ppm	ppm	ppm
Avg	**.00239**	**.00040**	**4.9328**	**.02543**	**-.00418**	**10.168**	**-.01684**	**-.00169**	**-.00511**
Stddev	.00259	.00001	.0039	.00071	.00073	.000	.00034	.00001	.00250
%RSD	108.13	3.1840	.07818	2.7939	17.396	.00212	1.9943	.76303	48.914
#1	.00056	.00039	4.9355	.02593	-.00470	10.168	-.01660	-.00168	-.00334
#2	.00422	.00040	4.9300	.02493	-.00367	10.168	-.01707	-.00170	-.00688
Check ?	None	None	Chk Pass	None	None	Chk Pass	None	None	None
Value									
Range									

Int. Std.	Y_2243	Y_3600	Y_3774
Units	Cts/S	Cts/S	Cts/S
Avg	**1502.2**	**30684.**	**6067.8**
Stddev	.6	36.	11.8
%RSD	.04003	.11706	.19523
#1	1501.8	30659.	6076.2
#2	1502.6	30710.	6059.4

Sample Name: ccv-3900195 Acquired: 5/20/2016 16:01:37 Type: QC
Method: 6500_026(v10) Mode: CONC Corr. Factor: 1.000000
User: kellyca Custom ID1: Custom ID2: Custom ID3:
Comment:

Elem	Ag3280	Al1670	As1890	B_2089	Ba4554	Be3130	Bi2230	Ca3179	Cd2288	Co2286	Cr2055	Cu3247	Fe2599
Units	ppm	ppm	ppm	ppm	ppm	ppm	ppm	ppm	ppm	ppm	ppm	ppm	ppm
Avg	**.48112**	**.51180**	**1.0031**	**.51831**	**.49464**	**.49824**	**-.00075**	**4.9876**	**.51039**	**.51177**	**.50708**	**.48222**	**2.5129**
Stddev	.00145	.00289	.0025	.00502	.00162	.00363	.00153	.0350	.00228	.00103	.00149	.00255	.0163
%RSD	.30216	.56440	.24742	.96935	.32666	.72764	204.51	.70216	.44595	.20124	.29376	.52869	.64739
#1	.48010	.51385	1.0013	.52186	.49350	.49568	-.00183	4.9628	.51200	.51249	.50813	.48042	2.5014
#2	.48215	.50976	1.0048	.51476	.49579	.50081	.00033	5.0123	.50878	.51104	.50603	.48402	2.5244
Check ?	Chk Pass	Chk Pass	Chk Pass	Chk Pass	Chk Pass	Chk Pass	None	Chk Pass	Chk Pass	Chk Pass	Chk Pass	Chk Pass	Chk Pass
Value													
Range													

Elem	K_7664	Li6707	Mg2790	Mn2576	Mo2020	Na5895	Ni2316	P_1782	Pb2203	S_1820	Sb2068	Se1960	Si2881
Units	ppm	ppm	ppm	ppm	ppm	ppm	ppm	ppm	ppm	ppm	ppm	ppm	ppm
Avg	**50.025**	**1.0078**	**19.334**	**.49292**	**.51446**	**5.0934**	**.50591**	**.99619**	**1.0299**	**.01225**	**1.0232**	**1.0022**	**5.0239**
Stddev	.233	.0013	.072	.00045	.00185	.0227	.00056	.00580	.0052	.00472	.0048	.0056	.0670
%RSD	.46610	.13280	.37046	.09192	.35904	.44633	.11143	.58183	.50730	38.552	.46532	.56356	1.3337
#1	49.860	1.0069	19.284	.49260	.51576	5.0773	.50631	1.0003	1.0336	.01559	1.0266	.99825	4.9765
#2	50.190	1.0088	19.385	.49324	.51315	5.1095	.50551	.99210	1.0262	.00891	1.0199	1.0062	5.0713
Check ?	Chk Pass	Chk Pass	Chk Pass	Chk Pass	Chk Pass	Chk Pass	Chk Pass	Chk Pass	Chk Pass	None	Chk Pass	Chk Pass	Chk Pass
Value													
Range													

Elem	Sn1899	Sr4077	Th2837	Ti3349	Tl1908	U_3701	V_2924	Zn2062	Zr3391
Units	ppm	ppm	ppm	ppm	ppm	ppm	ppm	ppm	ppm
Avg	**.99837**	**.48274**	**.00158**	**.47980**	**1.0338**	**.01670**	**.47379**	**.48784**	**.49588**
Stddev	.00531	.00177	.00086	.00012	.0056	.01680	.00277	.00019	.00262
%RSD	.53143	.36659	54.418	.02397	.53818	100.58	.58441	.03990	.52753
#1	1.0021	.48149	.00097	.47988	1.0298	.02858	.47183	.48798	.49403
#2	.99462	.48399	.00219	.47971	1.0377	.00482	.47575	.48770	.49773
Check ?	Chk Pass	Chk Pass	None	Chk Pass	Chk Pass	None	Chk Pass	Chk Pass	Chk Pass
Value									
Range									

Int. Std.	Y_2243	Y_3600	Y_3774
Units	Cts/S	Cts/S	Cts/S
Avg	**1541.4**	**32010.**	**6120.3**
Stddev	2.8	92.	49.5
%RSD	.17902	.28639	.80857
#1	1539.5	32075.	6155.3
#2	1543.4	31946.	6085.3

Sample Name: ccb Acquired: 5/20/2016 16:04:12 Type: QC
Method: 6500_026(v10) Mode: CONC Corr. Factor: 1.000000
User: kellyca Custom ID1: Custom ID2: Custom ID3:
Comment:

Elem	Ag3280	Al1670	As1890	B_2089	Ba4554	Be3130	Bi2230	Ca3179	Cd2288	Co2286	Cr2055	Cu3247
Units	ppm	ppm	ppm	ppm	ppm	ppm	ppm	ppm	ppm	ppm	ppm	ppm
Avg	**.00045**	**-.00070**	**-.00173**	W **.00173**	**-.00007**	**-.00004**	**-.00130**	**-.00158**	**-.00020**	**-.00031**	**-.00009**	**-.00074**
Stddev	.00080	.00132	.00098	.00006	.00003	.00003	.00110	.00088	.00042	.00016	.00000	.00003
%RSD	176.49	188.84	56.661	3.4537	36.755	72.383	85.070	55.953	210.35	49.930	4.8750	4.1295
#1	-.00011	.00023	-.00243	.00178	-.00005	-.00006	-.00052	-.00095	-.00049	-.00042	-.00009	-.00072
#2	.00102	-.00164	-.00104	.00169	-.00009	-.00002	-.00208	-.00220	.00010	-.00020	-.00010	-.00076
Check ?	Chk Pass	Chk Pass	Chk Pass	Chk Warn	Chk Pass	Chk Pass	None	Chk Pass	Chk Pass	Chk Pass	Chk Pass	Chk Pass
High Limit				.00156								
Low Limit				-.00156								

Elem	Fe2599	K_7664	Li6707	Mg2790	Mn2576	Mo2020	Na5895	Ni2316	P_1782	Pb2203	S_1820	Sb2068
Units	ppm	ppm	ppm	ppm	ppm	ppm	ppm	ppm	ppm	ppm	ppm	ppm
Avg	**.00887**	**.02809**	**-.00016**	**.00455**	**.00012**	**.00025**	**.03578**	**-.00027**	**-.00470**	**.00037**	**.00997**	**.00067**
Stddev	.00007	.00110	.00024	.00219	.00004	.00089	.00834	.00038	.00131	.00250	.00286	.00068
%RSD	.77865	3.9079	156.81	48.126	29.888	349.11	23.311	140.90	27.916	671.49	28.652	101.51
#1	.00892	.02731	-.00033	.00300	.00009	-.00037	.04168	-.00053	-.00563	-.00139	.00795	.00116
#2	.00882	.02887	.00002	.00610	.00014	.00088	.02988	-.00000	-.00377	.00214	.01199	.00019
Check ?	Chk Pass	Chk Pass	Chk Pass	Chk Pass	Chk Pass	Chk Pass	Chk Pass	Chk Pass	Chk Pass	Chk Pass	None	Chk Pass
High Limit												
Low Limit												

Elem	Se1960	Si2881	Sn1899	Sr4077	Th2837	Ti3349	Tl1908	U_3701	V_2924	Zn2062	Zr3391
Units	ppm	ppm	ppm	ppm	ppm	ppm	ppm	ppm	ppm	ppm	ppm
Avg	**-.00084**	**-.00603**	**.00178**	**.00008**	**-.00060**	**-.00015**	**-.00136**	**.00538**	**.00002**	**.00064**	**.00041**
Stddev	.00288	.00557	.00114	.00003	.00105	.00016	.00072	.00840	.00020	.00047	.00204
%RSD	344.57	92.406	64.133	42.987	176.14	104.93	52.835	156.18	1080.8	72.775	500.18
#1	.00120	-.00209	.00097	.00010	-.00134	-.00026	-.00085	.01132	-.00012	.00031	.00185
#2	-.00288	-.00997	.00259	.00006	.00015	-.00004	-.00187	-.00056	.00016	.00097	-.00104
Check ?	Chk Pass	Chk Pass	Chk Pass	Chk Pass	Chk Pass	Chk Pass	Chk Pass	Chk Pass	Chk Pass	Chk Pass	Chk Pass
High Limit											
Low Limit											

Int. Std.	Y_2243	Y_3600	Y_3774
Units	Cts/S	Cts/S	Cts/S
Avg	**1543.6**	**33066.**	**6210.1**
Stddev	.5	258.	11.1
%RSD	.03212	.78029	.17915
#1	1543.9	33249.	6202.2
#2	1543.2	32884.	6218.0

Sample Name: ccvl-3903059 Acquired: 5/20/2016 16:06:58 Type: QC
Method: 6500_026(v10) Mode: CONC Corr. Factor: 1.000000
User: kellyca Custom ID1: Custom ID2: Custom ID3:
Comment:

Elem	Ag3280	Al1670	As1890	B_2089	Ba4554	Be3130	Bi2230	Ca3179	Cd2288	Co2286	Cr2055	Cu3247
Units	ppm	ppm	ppm	ppm	ppm	ppm	ppm	ppm	ppm	ppm	ppm	ppm
Avg	**.01021**	**.11036**	**.01414**	**.10548**	**.01023**	**.00093**	**.11166**	F **.26893**	**.00519**	**.01040**	**.01056**	**.01444**
Stddev	.00017	.00056	.00196	.00076	.00000	.00000	.00101	.00073	.00003	.00031	.00005	.00055
%RSD	1.6904	.50867	13.839	.72435	.00727	.17987	.90725	.27295	.62379	2.9532	.49730	3.8168
#1	.01008	.10997	.01553	.10602	.01023	.00093	.11095	.26841	.00517	.01018	.01060	.01405
#2	.01033	.11076	.01276	.10494	.01023	.00093	.11238	.26945	.00521	.01062	.01053	.01482
Check ?	Chk Pass	Chk Pass	Chk Pass	Chk Pass	Chk Pass	Chk Pass	Chk Pass	Chk Fail	Chk Pass	Chk Pass	Chk Pass	Chk Pass
Value								.20000				
Range								30.000%				

Elem	Fe2599	K_7664	Li6707	Mg2790	Mn2576	Mo2020	Na5895	Ni2316	P_1782	Pb2203	S_1820	Sb2068
Units	ppm	ppm	ppm	ppm	ppm	ppm	ppm	ppm	ppm	ppm	ppm	ppm
Avg	F **.16117**	**3.1011**	**.01008**	**.21236**	**.01053**	**.02082**	**1.1210**	**.04217**	**2.9699**	**.00762**	**.01225**	**.02321**
Stddev	.00443	.0244	.00059	.00121	.00013	.00015	.0023	.00014	.0003	.00127	.00052	.00166
%RSD	2.7470	.78671	5.8274	.57017	1.2633	.70145	.20144	.34090	.00999	16.639	4.2255	7.1420
#1	.16430	3.1183	.00967	.21150	.01062	.02072	1.1226	.04207	2.9697	.00851	.01188	.02204
#2	.15804	3.0838	.01050	.21322	.01043	.02092	1.1194	.04228	2.9701	.00672	.01261	.02438
Check ?	Chk Fail	Chk Pass	Chk Pass	Chk Pass	Chk Pass	Chk Pass	Chk Pass	Chk Pass	Chk Pass	Chk Pass	None	Chk Pass
Value	.10000											
Range	30.000%											

Elem	Se1960	Si2881	Sn1899	Sr4077	Th2837	Ti3349	Tl1908	U_3701	V_2924	Zn2062	Zr3391
Units	ppm	ppm	ppm	ppm	ppm	ppm	ppm	ppm	ppm	ppm	ppm
Avg	**.01904**	**.51098**	**.10371**	**.00993**	**.01441**	**.01000**	**.01426**	F **.08723**	**.01006**	**.02583**	**.01725**
Stddev	.00529	.01027	.00103	.00006	.00015	.00001	.00114	.01579	.00027	.00072	.00139
%RSD	27.795	2.0091	.99036	.64536	1.0409	.07819	8.0064	18.101	2.6690	2.7814	8.0801
#1	.02278	.50372	.10299	.00988	.01452	.00999	.01507	.07606	.01025	.02634	.01626
#2	.01530	.51823	.10444	.00997	.01431	.01001	.01345	.09839	.00987	.02532	.01823
Check ?	Chk Pass	Chk Pass	Chk Pass	Chk Pass	Chk Pass	Chk Pass	Chk Pass	Chk Fail	Chk Pass	Chk Pass	Chk Pass
Value								.06000			
Range								30.000%			

Int. Std.	Y_2243	Y_3600	Y_3774
Units	Cts/S	Cts/S	Cts/S
Avg	**1572.5**	**33021.**	**6252.9**
Stddev	3.9	89.	.3
%RSD	.24937	.27065	.00461
#1	1575.3	33084.	6253.1
#2	1569.7	32958.	6252.7

Sample Name: 280-83089-M-5-D Acquired: 5/20/2016 16:09:42 Type: Unk
Method: 6500_026(v10) Mode: CONC Corr. Factor: 1.000000
User: kellyca Custom ID1: 5/18 Custom ID2: Custom ID3:
Comment: 325567 6010C q5 (Fe)

Elem	Ag3280	Al1670	As1890	B_2089	Ba4554	Be3130	Bi2230	Ca3179	Cd2288
Line	328.068 {103}	167.079 {502}	189.042 {478}	208.959 {461}	455.403 { 74}	313.042 {108}	223.061 {451}	317.933 {106}	228.802 {447}
Units	ppm	ppm	ppm	ppm	ppm	ppm	ppm	ppm	ppm
Avg	**.00030**	**.00982**	**.01433**	**.08060**	**.04074**	**-.00016**	**.00059**	**89.163**	**.00015**
Stddev	.00043	.00046	.00234	.00000	.00005	.00000	.00084	.708	.00014
%RSD	143.30	4.7261	16.320	.00456	.13070	1.8937	141.50	.79424	93.818
#1	.00061	.01014	.01268	.08060	.04078	-.00016	-.00000	89.664	.00025
#2	-.00000	.00949	.01599	.08059	.04071	-.00016	.00119	88.662	.00005
Check ?	Chk Pass	Chk Pass	Chk Pass	Chk Pass	Chk Pass	Chk Pass	Chk Pass	Chk Pass	Chk Pass
High Limit									
Low Limit									

Elem	Co2286	Cr2055	Cu3247	Fe2599	K_7664	Li6707	Mg2790	Mn2576	Mo2020
Line	228.616 {447}	205.560 {464}	324.754 {104}	259.940 {130}	766.490 { 44}	670.784 { 50}	279.079 {121}2	257.610 {131}	202.030 {467}
Units	ppm	ppm	ppm	ppm	ppm	ppm	ppm	ppm	ppm
Avg	**-.00024**	**-.00010**	**.00045**	**.50969**	**2.5068**	**.02045**	**27.909**	**.07607**	**.00156**
Stddev	.00010	.00006	.00021	.00164	.0055	.00029	.078	.00022	.00034
%RSD	43.160	66.112	47.788	.32094	.21982	1.4373	.27820	.29475	22.018
#1	-.00016	-.00005	.00060	.50853	2.5107	.02066	27.854	.07592	.00132
#2	-.00031	-.00014	.00030	.51085	2.5029	.02024	27.964	.07623	.00181
Check ?	Chk Pass	Chk Pass	Chk Pass	Chk Pass	Chk Pass	Chk Pass	Chk Pass	Chk Pass	Chk Pass
High Limit									
Low Limit									

Elem	Na8183	Ni2316	P_1782	Pb2203	S_1820	Sb2068	Se1960	Si2881	Sn1899
Line	818.326 { 41}	231.604 {446}	178.284 {489}	220.353 {453}	182.034 {485}	206.833 {463}	196.090 {472}	288.158 {117}	189.989 {477}
Units	ppm	ppm	ppm	ppm	ppm	ppm	ppm	ppm	ppm
Avg	**20.681**	**.00069**	**.01508**	**-.00195**	**29.795**	**-.00115**	**.00151**	**8.2795**	**.00051**
Stddev	.114	.00060	.00038	.00233	.002	.00348	.00585	.1025	.00008
%RSD	.54984	86.602	2.4940	119.37	.00610	302.94	388.73	1.2375	16.025
#1	20.600	.00111	.01535	-.00360	29.794	.00131	.00564	8.3520	.00057
#2	20.761	.00027	.01481	-.00030	29.796	-.00361	-.00263	8.2071	.00046
Check ?	Chk Pass	Chk Pass	Chk Pass	Chk Pass	Chk Pass	Chk Pass	Chk Pass	Chk Pass	Chk Pass
High Limit									
Low Limit									

Elem	Sr4077	Th2837	Ti3349	Tl1908	U_3701	V_2924	Zn2062	Zr3391
Line	407.771 { 83}	283.730 {119}	334.904 {101}	190.856 {477}	370.152 { 91}	292.402 {115}	206.200 {163}	339.198 { 99}
Units	ppm	ppm	ppm	ppm	ppm	ppm	ppm	ppm
Avg	**.40375**	**-.00295**	**.00057**	**.00031**	**.00835**	**.00037**	**-.00083**	**.00030**
Stddev	.00117	.00012	.00029	.00073	.00150	.00020	.00037	.00078
%RSD	.28964	3.9261	51.529	232.51	17.928	55.134	44.931	262.44
#1	.40293	-.00303	.00036	.00083	.00941	.00051	-.00110	-.00026
#2	.40458	-.00287	.00078	-.00020	.00729	.00022	-.00057	.00085
Check ?	Chk Pass	Chk Pass	Chk Pass	Chk Pass	Chk Pass	Chk Pass	Chk Pass	Chk Pass
High Limit								
Low Limit								

Int. Std.	Y_2243	Y_3600	Y_3774
Line	224.306 {450}	360.073 { 94}	377.433 { 89}
Units	Cts/S	Cts/S	Cts/S
Avg	**1512.0**	**31492.**	**6092.0**
Stddev	1.0	16.	92.6
%RSD	.06844	.05006	1.5199
#1	1512.7	31503.	6026.6
#2	1511.2	31481.	6157.5

Sample Name: 280-83089-M-5-Dsd@5 Acquired: 5/20/2016 16:12:24 Type: Unk
Method: 6500_026(v10) Mode: CONC Corr. Factor: 1.000000
User: kellyca Custom ID1: Custom ID2: Custom ID3:
Comment: 325567 6010C q5 (Fe)

Elem	Ag3280	Al1670	As1890	B_2089	Ba4554	Be3130	Bi2230	Ca3179	Cd2288
Line	328.068 {103}	167.079 {502}	189.042 {478}	208.959 {461}	455.403 { 74}	313.042 {108}	223.061 {451}	317.933 {106}	228.802 {447}
Units	ppm	ppm	ppm	ppm	ppm	ppm	ppm	ppm	ppm
Avg	**-.00030**	**.00420**	**-.00126**	**.01682**	**.00818**	**-.00013**	**-.00017**	**17.947**	**.00002**
Stddev	.00018	.00019	.00432	.00005	.00017	.00006	.00100	.068	.00025
%RSD	61.656	4.4081	342.37	.27253	2.0333	46.313	593.25	.37991	1209.3
#1	-.00043	.00433	.00179	.01679	.00806	-.00017	.00054	17.899	.00019
#2	-.00017	.00407	-.00432	.01686	.00830	-.00009	-.00088	17.995	-.00015
Check ?	Chk Pass	Chk Pass	Chk Pass	Chk Pass	Chk Pass	Chk Pass	Chk Pass	Chk Pass	Chk Pass
High Limit									
Low Limit									

Elem	Co2286	Cr2055	Cu3247	Fe2599	K_7664	Li6707	Mg2790	Mn2576	Mo2020
Line	228.616 {447}	205.560 {464}	324.754 {104}	259.940 {130}	766.490 { 44}	670.784 { 50}	279.079 {121}2	257.610 {131}	202.030 {467}
Units	ppm	ppm	ppm	ppm	ppm	ppm	ppm	ppm	ppm
Avg	**-.00010**	**-.00008**	**-.00037**	**.12920**	**.51493**	**.00247**	**5.5654**	**.01556**	**.00087**
Stddev	.00020	.00002	.00021	.00060	.01629	.00038	.0181	.00003	.00033
%RSD	197.29	30.601	55.479	.46315	3.1626	15.350	.32506	.20037	37.788
#1	-.00024	-.00010	-.00052	.12962	.50341	.00220	5.5527	.01558	.00064
#2	.00004	-.00006	-.00023	.12878	.52644	.00274	5.5782	.01553	.00110
Check ?	Chk Pass	Chk Pass	Chk Pass	Chk Pass	Chk Pass	Chk Pass	Chk Pass	Chk Pass	Chk Pass
High Limit									
Low Limit									

Elem	Na5895	Ni2316	P_1782	Pb2203	S_1820	Sb2068	Se1960	Si2881	Sn1899
Line	589.592 { 57}	231.604 {446}	178.284 {489}	220.353 {453}	182.034 {485}	206.833 {463}	196.090 {472}	288.158 {117}	189.989 {477}
Units	ppm	ppm	ppm	ppm	ppm	ppm	ppm	ppm	ppm
Avg	**4.1217**	**.00049**	**.00045**	**-.00260**	**5.7825**	**.00024**	**-.00223**	**1.6332**	**.00115**
Stddev	.0292	.00012	.00242	.00203	.0037	.00175	.00845	.0220	.00088
%RSD	.70821	24.923	535.28	78.105	.06386	724.86	379.14	1.3482	76.618
#1	4.1011	.00040	-.00126	-.00117	5.7852	-.00100	-.00820	1.6176	.00053
#2	4.1423	.00057	.00216	-.00404	5.7799	.00148	.00375	1.6488	.00178
Check ?	Chk Pass	Chk Pass	Chk Pass	Chk Pass	Chk Pass	Chk Pass	Chk Pass	Chk Pass	Chk Pass
High Limit									
Low Limit									

Elem	Sr4077	Th2837	Ti3349	Tl1908	U_3701	V_2924	Zn2062	Zr3391
Line	407.771 { 83}	283.730 {119}	334.904 {101}	190.856 {477}	370.152 { 91}	292.402 {115}	206.200 {163}	339.198 { 99}
Units	ppm	ppm	ppm	ppm	ppm	ppm	ppm	ppm
Avg	**.08126**	**-.00282**	**.00039**	**.00178**	**.01534**	**-.00012**	**.00074**	**.00086**
Stddev	.00043	.00064	.00036	.00158	.02062	.00061	.00024	.00043
%RSD	.53269	22.593	91.308	89.095	134.39	499.48	32.651	49.281
#1	.08095	-.00327	.00064	.00290	.00076	.00031	.00057	.00116
#2	.08156	-.00237	.00014	.00066	.02992	-.00055	.00091	.00056
Check ?	Chk Pass	Chk Pass	Chk Pass	Chk Pass	Chk Pass	Chk Pass	Chk Pass	Chk Pass
High Limit								
Low Limit								

Int. Std.	Y_2243	Y_3600	Y_3774
Line	224.306 {450}	360.073 { 94}	377.433 { 89}
Units	Cts/S	Cts/S	Cts/S
Avg	**1553.2**	**32781.**	**6142.7**
Stddev	2.6	28.	21.1
%RSD	.16826	.08470	.34330
#1	1555.1	32801.	6157.6
#2	1551.4	32762.	6127.7

Sample Name: 280-83089-M-5-E MS Acquired: 5/20/2016 16:15:07 Type: Unk
Method: 6500_026(v10) Mode: CONC Corr. Factor: 1.000000
User: kellyca Custom ID1: Custom ID2: Custom ID3:
Comment: 325567 6010C q5 (Fe)

Elem	Ag3280	Al1670	As1890	B_2089	Ba4554	Be3130	Bi2230	Ca3179	Cd2288
Line	328.068 {103}	167.079 {502}	189.042 {478}	208.959 {461}	455.403 { 74}	313.042 {108}	223.061 {451}	317.933 {106}	228.802 {447}
Units	ppm	ppm	ppm	ppm	ppm	ppm	ppm	ppm	ppm
Avg	**.05085**	**1.9753**	**1.0911**	**1.1695**	**2.0803**	**.05125**	**2.2087**	**137.58**	**.10495**
Stddev	.00028	.0068	.0035	.0032	.0056	.00018	.0067	.70	.00076
%RSD	.55066	.34510	.32357	.27526	.26705	.35310	.30221	.50598	.72271
#1	.05105	1.9802	1.0936	1.1672	2.0764	.05138	2.2040	138.07	.10442
#2	.05065	1.9705	1.0886	1.1717	2.0843	.05112	2.2134	137.09	.10549
Check ?	Chk Pass	Chk Pass	Chk Pass	Chk Pass	Chk Pass	Chk Pass	Chk Pass	Chk Pass	Chk Pass
High Limit									
Low Limit									

Elem	Co2286	Cr2055	Cu3247	Fe2599	K_7664	Li6707	Mg2790	Mn2576	Mo2020
Line	228.616 {447}	205.560 {464}	324.754 {104}	259.940 {130}	766.490 { 44}	670.784 { 50}	279.079 {121}2	257.610 {131}	202.030 {467}
Units	ppm	ppm	ppm	ppm	ppm	ppm	ppm	ppm	ppm
Avg	**.50633**	W **.20459**	**.25882**	**1.4997**	**54.975**	**1.0762**	**77.886**	**.56720**	**1.0763**
Stddev	.00023	.00021	.00153	.0046	.123	.0022	.359	.00168	.0004
%RSD	.04479	.10198	.59048	.30523	.22323	.20485	.46105	.29653	.03216
#1	.50617	.20445	.25990	1.4965	54.888	1.0746	78.140	.56839	1.0766
#2	.50649	.20474	.25774	1.5030	55.062	1.0777	77.632	.56601	1.0761
Check ?	Chk Pass	Chk Warn	Chk Pass	Chk Pass	Chk Pass	Chk Pass	Chk Pass	Chk Pass	Chk Pass
High Limit		.10000							
Low Limit		-.01000							

Elem	Na8183	Ni2316	P_1782	Pb2203	S_1820	Sb2068	Se1960	Si2881	Sn1899
Line	818.326 { 41}	231.604 {446}	178.284 {489}	220.353 {453}	182.034 {485}	206.833 {463}	196.090 {472}	288.158 {117}	189.989 {477}
Units	ppm	ppm	ppm	ppm	ppm	ppm	ppm	ppm	ppm
Avg	**72.741**	**.50206**	**10.906**	**.51944**	**32.553**	**.54280**	**2.1386**	**18.348**	**1.9945**
Stddev	.166	.00039	.047	.00167	.043	.00263	.0020	.078	.0027
%RSD	.22816	.07692	.42934	.32210	.13206	.48382	.09333	.42631	.13325
#1	72.624	.50179	10.873	.52062	32.522	.54466	2.1372	18.403	1.9926
#2	72.858	.50233	10.939	.51825	32.583	.54094	2.1400	18.293	1.9964
Check ?	Chk Pass	Chk Pass	Chk Pass	Chk Pass	Chk Pass	Chk Pass	Chk Pass	Chk Pass	Chk Pass
High Limit									
Low Limit									

Elem	Sr4077	Th2837	Ti3349	Tl1908	U_3701	V_2924	Zn2062	Zr3391
Line	407.771 { 83}	283.730 {119}	334.904 {101}	190.856 {477}	370.152 { 91}	292.402 {115}	206.200 {163}	339.198 { 99}
Units	ppm	ppm	ppm	ppm	ppm	ppm	ppm	ppm
Avg	**1.3842**	**1.0124**	**.98789**	**2.0014**	**2.1860**	**.49021**	**.48366**	**.50365**
Stddev	.0024	.0058	.00125	.0028	.0135	.00375	.00575	.00245
%RSD	.17494	.57617	.12654	.13990	.61671	.76481	1.1886	.48674
#1	1.3825	1.0165	.98878	2.0034	2.1955	.49286	.48773	.50192
#2	1.3859	1.0083	.98701	1.9994	2.1765	.48756	.47960	.50539
Check ?	Chk Pass	Chk Pass	Chk Pass	Chk Pass	Chk Pass	Chk Pass	Chk Pass	Chk Pass
High Limit								
Low Limit								

Int. Std.	Y_2243	Y_3600	Y_3774
Line	224.306 {450}	360.073 { 94}	377.433 { 89}
Units	Cts/S	Cts/S	Cts/S
Avg	**1466.5**	**30490.**	**6162.5**
Stddev	.2	70.	56.0
%RSD	.01117	.23045	.90827
#1	1466.6	30440.	6123.0
#2	1466.4	30539.	6202.1

Sample Name: 280-83089-M-5-F MSD Acquired: 5/20/2016 16:17:39 Type: Unk
Method: 6500_026(v10) Mode: CONC Corr. Factor: 1.000000
User: kellyca Custom ID1: Custom ID2: Custom ID3:
Comment: 325567 6010C q5 (Fe)

Elem	Ag3280	Al1670	As1890	B_2089	Ba4554	Be3130	Bi2230	Ca3179	Cd2288
Line	328.068 {103}	167.079 {502}	189.042 {478}	208.959 {461}	455.403 { 74}	313.042 {108}	223.061 {451}	317.933 {106}	228.802 {447}
Units	ppm	ppm	ppm	ppm	ppm	ppm	ppm	ppm	ppm
Avg	**.05053**	**1.9784**	**1.0823**	**1.1351**	**2.0848**	**.05132**	**2.1738**	**136.84**	**.10456**
Stddev	.00140	.0060	.0011	.0003	.0083	.00007	.0092	.38	.00019
%RSD	2.7746	.30365	.10028	.02174	.40028	.14155	.42193	.27953	.18338
#1	.05152	1.9826	1.0831	1.1352	2.0789	.05137	2.1674	137.11	.10469
#2	.04954	1.9741	1.0816	1.1349	2.0907	.05127	2.1803	136.57	.10442
Check ?	Chk Pass	Chk Pass	Chk Pass	Chk Pass	Chk Pass	Chk Pass	Chk Pass	Chk Pass	Chk Pass
High Limit									
Low Limit									

Elem	Co2286	Cr2055	Cu3247	Fe2599	K_7664	Li6707	Mg2790	Mn2576	Mo2020
Line	228.616 {447}	205.560 {464}	324.754 {104}	259.940 {130}	766.490 { 44}	670.784 { 50}	279.079 {121}2	257.610 {131}	202.030 {467}
Units	ppm	ppm	ppm	ppm	ppm	ppm	ppm	ppm	ppm
Avg	**.50718**	W **.20760**	**.25674**	**1.5831**	**55.200**	**1.0757**	**76.664**	**.56963**	**1.0862**
Stddev	.00086	.00025	.00067	.0062	.204	.0017	.089	.00093	.0010
%RSD	.16952	.11935	.26032	.39092	.36943	.15482	.11649	.16303	.09321
#1	.50779	.20778	.25721	1.5875	55.056	1.0745	76.727	.57028	1.0854
#2	.50658	.20743	.25627	1.5787	55.344	1.0769	76.601	.56897	1.0869
Check ?	Chk Pass	Chk Warn	Chk Pass	Chk Pass	Chk Pass	Chk Pass	Chk Pass	Chk Pass	Chk Pass
High Limit		.10000							
Low Limit		-.01000							

Elem	Na8183	Ni2316	P_1782	Pb2203	S_1820	Sb2068	Se1960	Si2881	Sn1899
Line	818.326 { 41}	231.604 {446}	178.284 {489}	220.353 {453}	182.034 {485}	206.833 {463}	196.090 {472}	288.158 {117}	189.989 {477}
Units	ppm	ppm	ppm	ppm	ppm	ppm	ppm	ppm	ppm
Avg	**72.454**	**.50362**	**10.700**	**.51370**	**31.154**	**.53456**	**2.0918**	**18.135**	**1.9944**
Stddev	.045	.00153	.006	.00457	.058	.00270	.0074	.002	.0062
%RSD	.06264	.30294	.05532	.88897	.18771	.50542	.35344	.01303	.31210
#1	72.421	.50470	10.695	.51693	31.112	.53265	2.0970	18.137	1.9988
#2	72.486	.50254	10.704	.51047	31.195	.53647	2.0866	18.133	1.9900
Check ?	Chk Pass	Chk Pass	Chk Pass	Chk Pass	Chk Pass	Chk Pass	Chk Pass	Chk Pass	Chk Pass
High Limit									
Low Limit									

Elem	Sr4077	Th2837	Ti3349	Tl1908	U_3701	V_2924	Zn2062	Zr3391
Line	407.771 { 83}	283.730 {119}	334.904 {101}	190.856 {477}	370.152 { 91}	292.402 {115}	206.200 {163}	339.198 { 99}
Units	ppm	ppm	ppm	ppm	ppm	ppm	ppm	ppm
Avg	**1.3813**	**1.0094**	**.99657**	**1.9776**	**2.1525**	**.49216**	**.48549**	**.50679**
Stddev	.0060	.0043	.00191	.0018	.0154	.00134	.00025	.00236
%RSD	.43664	.43009	.19198	.08904	.71501	.27296	.05049	.46516
#1	1.3770	1.0124	.99792	1.9764	2.1416	.49311	.48532	.50513
#2	1.3856	1.0063	.99522	1.9789	2.1634	.49121	.48566	.50846
Check ?	Chk Pass	Chk Pass	Chk Pass	Chk Pass	Chk Pass	Chk Pass	Chk Pass	Chk Pass
High Limit								
Low Limit								

Int. Std.	Y_2243	Y_3600	Y_3774
Line	224.306 {450}	360.073 { 94}	377.433 { 89}
Units	Cts/S	Cts/S	Cts/S
Avg	**1462.2**	**30242.**	**6029.9**
Stddev	1.6	39.	26.3
%RSD	.10813	.12796	.43662
#1	1463.3	30215.	6011.2
#2	1461.0	30269.	6048.5

Sample Name: 280-83089-M-5-Dpds Acquired: 5/20/2016 16:20:11 Type: Unk
Method: 6500_026(v10) Mode: CONC Corr. Factor: 1.000000
User: kellyca Custom ID1: Custom ID2: Custom ID3:
Comment: 325567 6010C q5 (Fe)

Elem	Ag3280	Al1670	As1890	B_2089	Ba4554	Be3130	Bi2230	Ca3179	Cd2288
Line	328.068 {103}	167.079 {502}	189.042 {478}	208.959 {461}	455.403 { 74}	313.042 {108}	223.061 {451}	317.933 {106}	228.802 {447}
Units	ppm	ppm	ppm	ppm	ppm	ppm	ppm	ppm	ppm
Avg	**.04978**	**1.0230**	**.21993**	**.18986**	**.14092**	**.05093**	**.00065**	**107.91**	**.05307**
Stddev	.00047	.0036	.00665	.00107	.00035	.00017	.00024	.21	.00023
%RSD	.94099	.35383	3.0238	.56397	.24575	.33008	36.838	.19189	.43000
#1	.05011	1.0204	.21523	.18911	.14067	.05081	.00082	108.06	.05291
#2	.04945	1.0255	.22463	.19062	.14116	.05105	.00048	107.76	.05323
Check ?	Chk Pass	Chk Pass	Chk Pass	Chk Pass	Chk Pass	Chk Pass	Chk Pass	Chk Pass	Chk Pass
High Limit									
Low Limit									

Elem	Co2286	Cr2055	Cu3247	Fe2599	K_7664	Li6707	Mg2790	Mn2576	Mo2020
Line	228.616 {447}	205.560 {464}	324.754 {104}	259.940 {130}	766.490 { 44}	670.784 { 50}	279.079 {121}2	257.610 {131}	202.030 {467}
Units	ppm	ppm	ppm	ppm	ppm	ppm	ppm	ppm	ppm
Avg	**.05030**	**.05102**	**.05032**	**1.5129**	**23.192**	**.12437**	**47.035**	**.12484**	**.05568**
Stddev	.00062	.00018	.00006	.0068	.054	.00091	.125	.00001	.00013
%RSD	1.2241	.34499	.11175	.44996	.23441	.73227	.26583	.01008	.23048
#1	.04986	.05115	.05036	1.5081	23.153	.12372	46.946	.12485	.05559
#2	.05074	.05090	.05028	1.5177	23.230	.12501	47.123	.12483	.05577
Check ?	Chk Pass	Chk Pass	Chk Pass	Chk Pass	Chk Pass	Chk Pass	Chk Pass	Chk Pass	Chk Pass
High Limit									
Low Limit									

Elem	Na8183	Ni2316	P_1782	Pb2203	S_1820	Sb2068	Se1960	Si2881	Sn1899
Line	818.326 { 41}	231.604 {446}	178.284 {489}	220.353 {453}	182.034 {485}	206.833 {463}	196.090 {472}	288.158 {117}	189.989 {477}
Units	ppm	ppm	ppm	ppm	ppm	ppm	ppm	ppm	ppm
Avg	**41.244**	**.05198**	**2.1428**	**.10017**	**29.431**	**.10338**	**.20507**	**13.225**	**.10198**
Stddev	.113	.00119	.0028	.00180	.063	.00092	.00123	.022	.00134
%RSD	.27380	2.2946	.13240	1.7998	.21349	.89260	.60162	.16363	1.3113
#1	41.324	.05114	2.1408	.10145	29.386	.10273	.20419	13.209	.10103
#2	41.164	.05283	2.1449	.09890	29.475	.10403	.20594	13.240	.10292
Check ?	Chk Pass	Chk Pass	Chk Pass	Chk Pass	Chk Pass	Chk Pass	Chk Pass	Chk Pass	Chk Pass
High Limit									
Low Limit									

Elem	Sr4077	Th2837	Ti3349	Tl1908	U_3701	V_2924	Zn2062	Zr3391
Line	407.771 { 83}	283.730 {119}	334.904 {101}	190.856 {477}	370.152 { 91}	292.402 {115}	206.200 {163}	339.198 { 99}
Units	ppm	ppm	ppm	ppm	ppm	ppm	ppm	ppm
Avg	**.44571**	**.19816**	**.05112**	**.20558**	**.54513**	**.04769**	**.19499**	**.05136**
Stddev	.00089	.00318	.00067	.00189	.00997	.00051	.00233	.00147
%RSD	.19887	1.6047	1.3144	.92023	1.8296	1.0611	1.1950	2.8709
#1	.44508	.19591	.05160	.20424	.55218	.04805	.19664	.05032
#2	.44634	.20041	.05065	.20692	.53807	.04734	.19334	.05241
Check ?	Chk Pass	Chk Pass	Chk Pass	Chk Pass	Chk Pass	Chk Pass	Chk Pass	Chk Pass
High Limit								
Low Limit								

Int. Std.	Y_2243	Y_3600	Y_3774
Line	224.306 {450}	360.073 { 94}	377.433 { 89}
Units	Cts/S	Cts/S	Cts/S
Avg	**1490.0**	**30921.**	**5999.6**
Stddev	4.0	6.	26.7
%RSD	.26592	.02027	.44535
#1	1492.8	30925.	5980.7
#2	1487.2	30916.	6018.5

Sample Name: ccvh-3900196 Acquired: 5/20/2016 16:22:51 Type: QC
Method: 6500_026(v10) Mode: CONC Corr. Factor: 1.000000
User: kellyca Custom ID1: Custom ID2: Custom ID3:
Comment:

Elem	Ag3280	Al3092	As1890	B_2089	Ba4554	Be3130	Bi2230	Ca3179	Cd2288	Co2286	Cr2055	Cu3247	Fe2714
Units	ppm	ppm	ppm	ppm	ppm	ppm	ppm	ppm	ppm	ppm	ppm	ppm	ppm
Avg	**-.00127**	**47.899**	**-.00506**	**.00460**	**.00027**	**-.00036**	**1.0343**	**-.03910**	**-.00107**	**.00297**	**-.00052**	**.00620**	**47.383**
Stddev	.00032	.115	.00058	.00081	.00007	.00010	.0052	.00332	.00022	.00026	.00033	.00064	.026
%RSD	24.959	.24000	11.480	17.649	27.423	26.408	.50662	8.4875	20.725	8.8341	63.286	10.317	.05542
#1	-.00149	47.817	-.00465	.00402	.00022	-.00043	1.0380	-.03676	-.00122	.00279	-.00029	.00575	47.402
#2	-.00104	47.980	-.00547	.00517	.00032	-.00029	1.0306	-.04145	-.00091	.00316	-.00075	.00665	47.365
Check ?	None	Chk Pass	None	None	None	None	Chk Pass	None	None	None	None	None	Chk Pass
Value													
Range													

Elem	K_7664	Li6707	Mg2790	Mn2576	Mo2020	Na8183	Ni2316	P_1782	Pb2203	S_1820	Sb2068	Se1960	Si2881
Units	ppm	ppm	ppm	ppm	ppm	ppm	ppm	ppm	ppm	ppm	ppm	ppm	ppm
Avg	**.04250**	**-.00010**	**.14861**	**-.00063**	**-.00187**	**250.94**	**-.00046**	**.00185**	**.00121**	**5.0198**	**-.00273**	**-.00450**	**-.01585**
Stddev	.00333	.00001	.00421	.00005	.00050	1.05	.00019	.00260	.00151	.0108	.00229	.00067	.00645
%RSD	7.8279	10.434	2.8356	8.1204	26.861	.41673	41.509	140.96	124.68	.21530	83.821	14.878	40.688
#1	.04014	-.00009	.15159	-.00060	-.00222	250.20	-.00033	.00001	.00014	5.0274	-.00435	-.00403	-.02041
#2	.04485	-.00011	.14563	-.00067	-.00151	251.68	-.00060	.00369	.00228	5.0121	-.00111	-.00497	-.01129
Check ?	None	None	None	None	None	Chk Pass	None	None	None	Chk Pass	None	None	None
Value													
Range													

Elem	Sn1899	Sr4077	Th2837	Ti3349	Tl1908	U_3701	V_2924	Zn2062	Zr3391
Units	ppm	ppm	ppm	ppm	ppm	ppm	ppm	ppm	ppm
Avg	**.00165**	**.00030**	**4.9297**	**.02544**	**-.00450**	**10.202**	**-.01672**	**-.00170**	**-.00870**
Stddev	.00014	.00006	.0145	.00039	.00228	.008	.00005	.00085	.00243
%RSD	8.2961	20.731	.29498	1.5223	50.694	.07642	.27357	49.842	27.903
#1	.00156	.00026	4.9400	.02572	-.00611	10.207	-.01669	-.00110	-.01042
#2	.00175	.00034	4.9194	.02517	-.00289	10.196	-.01675	-.00229	-.00698
Check ?	None	None	Chk Pass	None	None	Chk Pass	None	None	None
Value									
Range									

Int. Std.	Y_2243	Y_3600	Y_3774
Units	Cts/S	Cts/S	Cts/S
Avg	**1502.0**	**31141.**	**6252.6**
Stddev	2.4	39.	40.2
%RSD	.16078	.12560	.64356
#1	1500.3	31113.	6281.1
#2	1503.7	31168.	6224.1

Sample Name: ccv-3900195 Acquired: 5/20/2016 16:25:40 Type: QC
Method: 6500_026(v10) Mode: CONC Corr. Factor: 1.000000
User: kellyca Custom ID1: Custom ID2: Custom ID3:
Comment:

Elem	Ag3280	Al1670	As1890	B_2089	Ba4554	Be3130	Bi2230	Ca3179	Cd2288	Co2286	Cr2055	Cu3247	Fe2599
Units	ppm	ppm	ppm	ppm	ppm	ppm	ppm	ppm	ppm	ppm	ppm	ppm	ppm
Avg	**.48420**	**.51081**	**1.0053**	**.52166**	**.49983**	**.50415**	**-.00474**	**5.0007**	**.51174**	**.51522**	**.50986**	**.48796**	**2.5301**
Stddev	.00122	.00238	.0026	.00147	.00081	.00070	.00171	.0003	.00234	.00266	.00210	.00015	.0151
%RSD	.25109	.46600	.26189	.28271	.16117	.13825	36.084	.00576	.45751	.51718	.41228	.03023	.59694
#1	.48334	.51249	1.0072	.52270	.49926	.50366	-.00353	5.0009	.51339	.51710	.51135	.48806	2.5408
#2	.48506	.50913	1.0035	.52062	.50040	.50465	-.00595	5.0005	.51008	.51333	.50837	.48786	2.5194
Check ?	Chk Pass	Chk Pass	Chk Pass	Chk Pass	Chk Pass	Chk Pass	None	Chk Pass	Chk Pass	Chk Pass	Chk Pass	Chk Pass	Chk Pass
Value													
Range													

Elem	K_7664	Li6707	Mg2790	Mn2576	Mo2020	Na5895	Ni2316	P_1782	Pb2203	S_1820	Sb2068	Se1960	Si2881
Units	ppm	ppm	ppm	ppm	ppm	ppm	ppm	ppm	ppm	ppm	ppm	ppm	ppm
Avg	**50.467**	**1.0224**	**19.460**	**.49667**	**.51857**	**5.1237**	**.50720**	**.99643**	**1.0360**	**.00557**	**1.0217**	**.99861**	**5.0730**
Stddev	.147	.0039	.011	.00178	.00203	.0002	.00073	.00492	.0034	.00299	.0025	.00184	.0281
%RSD	.29035	.38514	.05891	.35818	.39126	.00399	.14489	.49406	.32780	53.704	.24186	.18462	.55328
#1	50.363	1.0196	19.452	.49541	.52001	5.1238	.50772	.99992	1.0336	.00346	1.0200	.99992	5.0531
#2	50.571	1.0252	19.468	.49792	.51714	5.1235	.50668	.99295	1.0384	.00769	1.0235	.99731	5.0928
Check ?	Chk Pass	Chk Pass	Chk Pass	Chk Pass	Chk Pass	Chk Pass	Chk Pass	Chk Pass	Chk Pass	None	Chk Pass	Chk Pass	Chk Pass
Value													
Range													

Elem	Sn1899	Sr4077	Th2837	Ti3349	Tl1908	U_3701	V_2924	Zn2062	Zr3391
Units	ppm	ppm	ppm	ppm	ppm	ppm	ppm	ppm	ppm
Avg	**1.0040**	**.48640**	**.00290**	**.48170**	**1.0330**	**.00796**	**.47771**	**.48974**	**.50152**
Stddev	.0007	.00126	.00115	.00025	.0048	.01486	.00032	.00329	.00228
%RSD	.06944	.25956	39.788	.05270	.46571	186.55	.06767	.67144	.45466
#1	1.0035	.48550	.00208	.48188	1.0296	.01847	.47748	.49206	.49990
#2	1.0045	.48729	.00371	.48152	1.0364	-.00254	.47793	.48741	.50313
Check ?	Chk Pass	Chk Pass	None	Chk Pass	Chk Pass	None	Chk Pass	Chk Pass	Chk Pass
Value									
Range									

Int. Std.	Y_2243	Y_3600	Y_3774
Units	Cts/S	Cts/S	Cts/S
Avg	**1539.0**	**31952.**	**6108.5**
Stddev	1.8	39.	7.9
%RSD	.11722	.12105	.12876
#1	1537.7	31925.	6103.0
#2	1540.3	31980.	6114.1

Sample Name: ccb Acquired: 5/20/2016 16:28:16 Type: QC
Method: 6500_026(v10) Mode: CONC Corr. Factor: 1.000000
User: kellyca Custom ID1: Custom ID2: Custom ID3:
Comment:

Elem	Ag3280	Al1670	As1890	B_2089	Ba4554	Be3130	Bi2230	Ca3179	Cd2288	Co2286	Cr2055	Cu3247
Units	ppm	ppm	ppm	ppm	ppm	ppm	ppm	ppm	ppm	ppm	ppm	ppm
Avg	**-.00018**	**-.00051**	**.00081**	W **.00208**	**-.00003**	**-.00017**	**.00229**	**.00119**	**-.00008**	**-.00064**	**.00009**	**-.00073**
Stddev	.00004	.00046	.00168	.00041	.00001	.00000	.00125	.00127	.00014	.00028	.00006	.00000
%RSD	20.759	90.281	205.65	19.963	35.046	1.5732	54.645	106.30	172.81	43.863	63.698	.41162
#1	-.00015	-.00019	.00200	.00237	-.00004	-.00017	.00317	.00209	-.00019	-.00044	.00013	-.00073
#2	-.00021	-.00084	-.00037	.00178	-.00002	-.00017	.00140	.00030	.00002	-.00083	.00005	-.00072
Check ?	Chk Pass	Chk Pass	Chk Pass	Chk Warn	Chk Pass	Chk Pass	None	Chk Pass	Chk Pass	Chk Pass	Chk Pass	Chk Pass
High Limit				.00156								
Low Limit				-.00156								

Elem	Fe2599	K_7664	Li6707	Mg2790	Mn2576	Mo2020	Na5895	Ni2316	P_1782	Pb2203	S_1820	Sb2068
Units	ppm	ppm	ppm	ppm	ppm	ppm	ppm	ppm	ppm	ppm	ppm	ppm
Avg	**.00091**	**.05929**	**-.00078**	**.00522**	**.00012**	**.00056**	**.02771**	**.00025**	**-.00482**	**-.00106**	**.00938**	W **.00471**
Stddev	.00069	.02342	.00079	.00282	.00000	.00023	.00457	.00059	.00361	.00323	.00261	.00035
%RSD	75.431	39.494	101.02	53.946	2.8328	40.367	16.486	236.44	74.879	305.02	27.782	7.4989
#1	.00140	.07585	-.00022	.00323	.00011	.00040	.03094	-.00017	-.00227	-.00335	.00754	.00495
#2	.00043	.04273	-.00133	.00721	.00012	.00073	.02448	.00066	-.00738	.00123	.01122	.00446
Check ?	Chk Pass	Chk Pass	Chk Pass	Chk Pass	Chk Pass	Chk Pass	Chk Pass	Chk Pass	Chk Pass	Chk Pass	None	Chk Warn
High Limit												.00314
Low Limit												-.00314

Elem	Se1960	Si2881	Sn1899	Sr4077	Th2837	Ti3349	Tl1908	U_3701	V_2924	Zn2062	Zr3391
Units	ppm	ppm	ppm	ppm	ppm	ppm	ppm	ppm	ppm	ppm	ppm
Avg	**.00343**	**-.01194**	**.00200**	**.00006**	**-.00115**	**.00042**	**.00116**	**.02554**	**-.00007**	**.00020**	**.00014**
Stddev	.00460	.00131	.00159	.00006	.00025	.00039	.00017	.00183	.00064	.00004	.00079
%RSD	134.22	11.006	79.429	94.202	22.029	93.033	14.440	7.1746	865.59	19.399	548.07
#1	.00668	-.01101	.00312	.00002	-.00097	.00070	.00128	.02683	-.00052	.00017	.00070
#2	.00017	-.01287	.00088	.00011	-.00133	.00014	.00104	.02424	.00038	.00022	-.00041
Check ?	Chk Pass	Chk Pass	Chk Pass	Chk Pass	Chk Pass	Chk Pass	Chk Pass	Chk Pass	Chk Pass	Chk Pass	Chk Pass
High Limit											
Low Limit											

Int. Std.	Y_2243	Y_3600	Y_3774
Units	Cts/S	Cts/S	Cts/S
Avg	**1552.7**	**32433.**	**5983.5**
Stddev	2.3	52.	22.8
%RSD	.14492	.16045	.38141
#1	1551.1	32470.	5999.7
#2	1554.2	32396.	5967.4

Sample Name: ccvl-3903059 Acquired: 5/20/2016 16:31:02 Type: QC
Method: 6500_026(v10) Mode: CONC Corr. Factor: 1.000000
User: kellyca Custom ID1: Custom ID2: Custom ID3:
Comment:

Elem	Ag3280	Al1670	As1890	B_2089	Ba4554	Be3130	Bi2230	Ca3179	Cd2288	Co2286	Cr2055	Cu3247
Units	ppm	ppm	ppm	ppm	ppm	ppm	ppm	ppm	ppm	ppm	ppm	ppm
Avg	**.01006**	**.10439**	F **.00999**	**.10738**	**.01004**	**.00093**	**.11253**	**.20200**	**.00541**	**.01019**	**.01054**	**.01441**
Stddev	.00053	.00170	.00809	.00114	.00001	.00005	.00309	.00479	.00001	.00022	.00018	.00019
%RSD	5.3164	1.6329	81.003	1.0619	.13058	5.4631	2.7495	2.3713	.17564	2.1278	1.7162	1.3379
#1	.01043	.10318	.01571	.10658	.01005	.00090	.11035	.20539	.00542	.01004	.01042	.01455
#2	.00968	.10559	.00427	.10819	.01003	.00097	.11472	.19861	.00540	.01035	.01067	.01428
Check ?	Chk Pass	Chk Pass	Chk Fail	Chk Pass	Chk Pass	Chk Pass	Chk Pass	Chk Pass	Chk Pass	Chk Pass	Chk Pass	Chk Pass
Value			.01500									
Range			-30.000%									

Elem	Fe2599	K_7664	Li6707	Mg2790	Mn2576	Mo2020	Na5895	Ni2316	P_1782	Pb2203	S_1820	Sb2068
Units	ppm	ppm	ppm	ppm	ppm	ppm	ppm	ppm	ppm	ppm	ppm	ppm
Avg	**.11953**	**3.0964**	**.00916**	**.20996**	**.01022**	**.02182**	**1.0484**	**.04215**	**2.9688**	**.00680**	**.00723**	**.02148**
Stddev	.00111	.0539	.00004	.00219	.00001	.00062	.0007	.00046	.0038	.00158	.00225	.00178
%RSD	.93269	1.7418	.46533	1.0423	.13563	2.8582	.06744	1.0891	.12650	23.172	31.175	8.2818
#1	.11874	3.1346	.00919	.20841	.01023	.02226	1.0479	.04247	2.9714	.00792	.00564	.02274
#2	.12031	3.0583	.00913	.21150	.01021	.02138	1.0489	.04182	2.9661	.00569	.00883	.02023
Check ?	Chk Pass	Chk Pass	Chk Pass	Chk Pass	Chk Pass	Chk Pass	Chk Pass	Chk Pass	Chk Pass	Chk Pass	None	Chk Pass
Value												
Range												

Elem	Se1960	Si2881	Sn1899	Sr4077	Th2837	Ti3349	Tl1908	U_3701	V_2924	Zn2062	Zr3391
Units	ppm	ppm	ppm	ppm	ppm	ppm	ppm	ppm	ppm	ppm	ppm
Avg	**.01140**	**.49269**	**.10350**	**.00975**	**.01549**	**.00996**	**.01549**	**.07516**	**.01023**	**.01829**	**.01666**
Stddev	.00404	.00913	.00060	.00004	.00025	.00018	.00134	.00001	.00027	.00046	.00052
%RSD	35.395	1.8522	.58242	.37020	1.5948	1.7654	8.6638	.01029	2.6214	2.5203	3.0957
#1	.00855	.49915	.10392	.00978	.01567	.00984	.01454	.07516	.01042	.01862	.01702
#2	.01425	.48624	.10307	.00972	.01532	.01009	.01644	.07515	.01004	.01797	.01629
Check ?	Chk Pass	Chk Pass	Chk Pass	Chk Pass	Chk Pass	Chk Pass	Chk Pass	Chk Pass	Chk Pass	Chk Pass	Chk Pass
Value											
Range											

Int. Std.	Y_2243	Y_3600	Y_3774
Units	Cts/S	Cts/S	Cts/S
Avg	**1572.3**	**33153.**	**6177.7**
Stddev	1.8	68.	102.7
%RSD	.11397	.20642	1.6630
#1	1571.0	33105.	6105.1
#2	1573.5	33202.	6250.4

Sample Name: MB 280-325566/1-A Acquired: 5/20/2016 16:33:48 Type: Unk
Method: 6500_026(v10) Mode: CONC Corr. Factor: 1.000000
User: kellyca Custom ID1: 5/17 Custom ID2: Custom ID3:
Comment: 325566 6010c q4 (Mn)

Elem	Ag3280	Al1670	As1890	B_2089	Ba4554	Be3130	Bi2230	Ca3179	Cd2288
Line	328.068 {103}	167.079 {502}	189.042 {478}	208.959 {461}	455.403 { 74}	313.042 {108}	223.061 {451}	317.933 {106}	228.802 {447}
Units	ppm	ppm	ppm	ppm	ppm	ppm	ppm	ppm	ppm
Avg	**-.00004**	**.00526**	**-.00370**	**.00168**	**.00016**	**-.00006**	**-.00294**	**.01425**	**-.00005**
Stddev	.00048	.00066	.00389	.00066	.00010	.00006	.00044	.00270	.00003
%RSD	1148.2	12.640	105.05	39.577	62.112	88.289	14.903	18.920	67.483
#1	-.00038	.00479	-.00645	.00215	.00009	-.00010	-.00325	.01234	-.00007
#2	.00030	.00573	-.00095	.00121	.00023	-.00002	-.00263	.01615	-.00002
Check ?	Chk Pass	Chk Pass	Chk Pass	Chk Pass	Chk Pass	Chk Pass	Chk Pass	Chk Pass	Chk Pass
High Limit									
Low Limit									

Elem	Co2286	Cr2055	Cu3247	Fe2599	K_7664	Li6707	Mg2790	Mn2576	Mo2020
Line	228.616 {447}	205.560 {464}	324.754 {104}	259.940 {130}	766.490 { 44}	670.784 { 50}	279.079 {121}2	257.610 {131}	202.030 {467}
Units	ppm	ppm	ppm	ppm	ppm	ppm	ppm	ppm	ppm
Avg	**-.00004**	**.00001**	**-.00015**	**.02076**	**.02601**	**-.00098**	**.00772**	**.00021**	**-.00008**
Stddev	.00000	.00010	.00032	.00150	.00369	.00032	.00070	.00005	.00028
%RSD	9.0510	1469.2	212.55	7.2163	14.193	32.922	9.0726	21.570	362.10
#1	-.00005	.00008	.00008	.02182	.02862	-.00120	.00723	.00018	-.00027
#2	-.00004	-.00007	-.00037	.01970	.02340	-.00075	.00822	.00024	.00012
Check ?	Chk Pass	Chk Pass	Chk Pass	Chk Pass	Chk Pass	Chk Pass	Chk Pass	Chk Pass	Chk Pass
High Limit									
Low Limit									

Elem	Na5895	Ni2316	P_1782	Pb2203	S_1820	Sb2068	Se1960	Si2881	Sn1899
Line	589.592 { 57}	231.604 {446}	178.284 {489}	220.353 {453}	182.034 {485}	206.833 {463}	196.090 {472}	288.158 {117}	189.989 {477}
Units	ppm	ppm	ppm	ppm	ppm	ppm	ppm	ppm	ppm
Avg	**.03435**	**.00014**	**-.00005**	**-.00122**	**.01675**	**.00098**	W **-.00828**	**.00189**	**.00173**
Stddev	.00111	.00011	.00203	.00020	.00147	.00022	.00190	.01215	.00008
%RSD	3.2221	76.995	4238.3	16.531	8.7716	22.135	22.965	644.09	4.5353
#1	.03357	.00006	.00139	-.00107	.01571	.00083	-.00694	-.00671	.00178
#2	.03514	.00021	-.00148	-.00136	.01779	.00113	-.00963	.01048	.00167
Check ?	Chk Pass	Chk Pass	Chk Pass	Chk Pass	Chk Pass	Chk Pass	Chk Warn	Chk Pass	Chk Pass
High Limit							.00500		
Low Limit							-.00500		

Elem	Sr4077	Th2837	Ti3349	Tl1908	U_3701	V_2924	Zn2062	Zr3391
Line	407.771 { 83}	283.730 {119}	334.904 {101}	190.856 {477}	370.152 { 91}	292.402 {115}	206.200 {163}	339.198 { 99}
Units	ppm	ppm	ppm	ppm	ppm	ppm	ppm	ppm
Avg	**.00014**	**-.00081**	**.00047**	**-.00100**	**.00457**	**.00013**	**.00247**	**.00169**
Stddev	.00001	.00026	.00005	.00071	.01028	.00047	.00087	.00037
%RSD	8.3903	31.578	10.834	70.207	224.83	375.97	35.408	21.740
#1	.00013	-.00099	.00051	-.00150	.01184	-.00021	.00185	.00196
#2	.00015	-.00063	.00043	-.00051	-.00270	.00046	.00308	.00143
Check ?	Chk Pass	Chk Pass	Chk Pass	Chk Pass	Chk Pass	Chk Pass	Chk Pass	Chk Pass
High Limit								
Low Limit								

Int. Std.	Y_2243	Y_3600	Y_3774
Line	224.306 {450}	360.073 { 94}	377.433 { 89}
Units	Cts/S	Cts/S	Cts/S
Avg	**1560.1**	**33365.**	**6375.1**
Stddev	1.4	95.	26.1
%RSD	.08810	.28391	.41005
#1	1561.0	33432.	6393.6
#2	1559.1	33298.	6356.7

Sample Name: LCS 280-325566/2-A Acquired: 5/20/2016 16:36:34 Type: Unk
Method: 6500_026(v10) Mode: CONC Corr. Factor: 1.000000
User: kellyca Custom ID1: Custom ID2: Custom ID3:
Comment: 325566 6010c q4 (Mn)

Elem	Ag3280	Al1670	As1890	B_2089	Ba4554	Be3130	Bi2230	Ca3179	Cd2288
Line	328.068 {103}	167.079 {502}	189.042 {478}	208.959 {461}	455.403 { 74}	313.042 {108}	223.061 {451}	317.933 {106}	228.802 {447}
Units	ppm	ppm	ppm	ppm	ppm	ppm	ppm	ppm	ppm
Avg	**.05011**	**1.9913**	**1.0639**	**1.0969**	**2.0509**	**.05150**	**2.1787**	**51.099**	**.10467**
Stddev	.00040	.0005	.0013	.0009	.0010	.00012	.0042	.055	.00051
%RSD	.79004	.02506	.12038	.07867	.04859	.23440	.19051	.10683	.48578
#1	.04983	1.9916	1.0630	1.0963	2.0502	.05142	2.1758	51.060	.10431
#2	.05039	1.9909	1.0648	1.0975	2.0516	.05159	2.1817	51.138	.10502
Check ?	Chk Pass	Chk Pass	Chk Pass	Chk Pass	Chk Pass	Chk Pass	Chk Pass	Chk Pass	Chk Pass
High Limit									
Low Limit									

Elem	Co2286	Cr2055	Cu3247	Fe2599	K_7664	Li6707	Mg2790	Mn2576	Mo2020
Line	228.616 {447}	205.560 {464}	324.754 {104}	259.940 {130}	766.490 { 44}	670.784 { 50}	279.079 {121}2	257.610 {131}	202.030 {467}
Units	ppm	ppm	ppm	ppm	ppm	ppm	ppm	ppm	ppm
Avg	**.51650**	F **.20800**	**.25248**	**1.0906**	**52.607**	**1.0543**	**49.807**	**.49863**	F **1.1017**
Stddev	.00018	.00006	.00028	.0023	.108	.0003	.036	.00008	.0029
%RSD	.03564	.02945	.10935	.20779	.20436	.02823	.07156	.01682	.26010
#1	.51637	.20795	.25229	1.0889	52.531	1.0541	49.782	.49857	1.1037
#2	.51663	.20804	.25268	1.0922	52.683	1.0545	49.832	.49869	1.0996
Check ?	Chk Pass	Chk Fail	Chk Pass	Chk Pass	Chk Pass	Chk Pass	Chk Pass	Chk Pass	Chk Fail
High Limit		.05750							1.1000
Low Limit		.04300							.90000

Elem	Na8183	Ni2316	P_1782	Pb2203	S_1820	Sb2068	Se1960	Si2881	Sn1899
Line	818.326 { 41}	231.604 {446}	178.284 {489}	220.353 {453}	182.034 {485}	206.833 {463}	196.090 {472}	288.158 {117}	189.989 {477}
Units	ppm	ppm	ppm	ppm	ppm	ppm	ppm	ppm	ppm
Avg	**52.249**	**.50990**	**10.576**	**.52922**	**2.1155**	F **.54200**	**2.0951**	**10.431**	**2.0435**
Stddev	.026	.00094	.027	.00130	.0026	.00633	.0034	.032	.0030
%RSD	.05062	.18462	.25760	.24562	.12079	1.1676	.16152	.30755	.14582
#1	52.268	.50924	10.596	.52830	2.1173	.53752	2.0975	10.454	2.0456
#2	52.230	.51057	10.557	.53014	2.1137	.54647	2.0927	10.409	2.0414
Check ?	Chk Pass	Chk Pass	Chk Pass	Chk Pass	Chk Pass	Chk Fail	Chk Pass	Chk Pass	Chk Pass
High Limit						.54000			
Low Limit						.44000			

Elem	Sr4077	Th2837	Ti3349	Tl1908	U_3701	V_2924	Zn2062	Zr3391
Line	407.771 { 83}	283.730 {119}	334.904 {101}	190.856 {477}	370.152 { 91}	292.402 {115}	206.200 {163}	339.198 { 99}
Units	ppm	ppm	ppm	ppm	ppm	ppm	ppm	ppm
Avg	**.98815**	**1.0138**	**1.0016**	**2.0504**	**2.1680**	**.48678**	**.49798**	**.51593**
Stddev	.00134	.0004	.0015	.0029	.0128	.00275	.00262	.00143
%RSD	.13548	.03773	.14863	.14295	.59235	.56522	.52619	.27791
#1	.98721	1.0135	1.0006	2.0525	2.1771	.48484	.49983	.51695
#2	.98910	1.0141	1.0027	2.0483	2.1589	.48873	.49612	.51492
Check ?	Chk Pass	Chk Pass	Chk Pass	Chk Pass	Chk Pass	Chk Pass	Chk Pass	Chk Pass
High Limit								
Low Limit								

Int. Std.	Y_2243	Y_3600	Y_3774
Line	224.306 {450}	360.073 { 94}	377.433 { 89}
Units	Cts/S	Cts/S	Cts/S
Avg	**1494.2**	**31053.**	**6085.3**
Stddev	1.6	24.	12.1
%RSD	.10581	.07715	.19928
#1	1495.3	31036.	6093.9
#2	1493.1	31070.	6076.8

Sample Name: 280-83196-A-1-A@10 Acquired: 5/20/2016 16:39:07 Type: Unk
Method: 6500_026(v10) Mode: CONC Corr. Factor: 1.000000
User: kellyca Custom ID1: Custom ID2: Custom ID3:
Comment: 325566 6010c q4 (Mn)

Elem	Ag3280	Al1670	As1890	B_2089	Ba4554	Be3130	Bi2230	Ca3179	Cd2288
Line	328.068 {103}	167.079 {502}	189.042 {478}	208.959 {461}	455.403 { 74}	313.042 {108}	223.061 {451}	317.933 {106}	228.802 {447}
Units	ppm	ppm	ppm	ppm	ppm	ppm	ppm	ppm	ppm
Avg	**.00013**	**.00955**	**.00057**	**.01978**	**.01420**	**-.00011**	**.00236**	**26.500**	**.00012**
Stddev	.00019	.00196	.00421	.00029	.00007	.00011	.00059	.037	.00021
%RSD	141.58	20.530	739.15	1.4576	.46259	99.800	24.944	.13821	184.26
#1	-.00000	.01093	-.00240	.01957	.01424	-.00019	.00278	26.475	.00027
#2	.00026	.00816	.00354	.01998	.01415	-.00003	.00195	26.526	-.00004
Check ?	Chk Pass	Chk Pass	Chk Pass	Chk Pass	Chk Pass	Chk Pass	Chk Pass	Chk Pass	Chk Pass
High Limit									
Low Limit									

Elem	Co2286	Cr2055	Cu3247	Fe2599	K_7664	Li6707	Mg2790	Mn2576	Mo2020
Line	228.616 {447}	205.560 {464}	324.754 {104}	259.940 {130}	766.490 { 44}	670.784 { 50}	279.079 {121}2	257.610 {131}	202.030 {467}
Units	ppm	ppm	ppm	ppm	ppm	ppm	ppm	ppm	ppm
Avg	**-.00046**	**.04103**	**-.00024**	**.04755**	**.78147**	**.00286**	**5.3598**	**4.1307**	**.00107**
Stddev	.00005	.00013	.00008	.00055	.00297	.00006	.0105	.0105	.00062
%RSD	10.703	.31921	32.373	1.1589	.37989	1.9880	.19529	.25435	58.421
#1	-.00050	.04112	-.00018	.04794	.78357	.00282	5.3672	4.1382	.00063
#2	-.00043	.04094	-.00029	.04716	.77938	.00290	5.3524	4.1233	.00151
Check ?	Chk Pass	Chk Pass	Chk Pass	Chk Pass	Chk Pass	Chk Pass	Chk Pass	Chk Pass	Chk Pass
High Limit									
Low Limit									

Elem	Na8183	Ni2316	P_1782	Pb2203	S_1820	Sb2068	Se1960	Si2881	Sn1899
Line	818.326 { 41}	231.604 {446}	178.284 {489}	220.353 {453}	182.034 {485}	206.833 {463}	196.090 {472}	288.158 {117}	189.989 {477}
Units	ppm	ppm	ppm	ppm	ppm	ppm	ppm	ppm	ppm
Avg	**14.341**	**.00167**	**.00136**	**-.00189**	**7.3079**	**-.00131**	**.00046**	**1.8394**	**-.00046**
Stddev	.036	.00019	.00020	.00191	.0177	.00013	.00484	.0070	.00117
%RSD	.24762	11.677	14.971	100.85	.24240	9.5502	1053.4	.38157	253.15
#1	14.316	.00153	.00121	-.00054	7.3204	-.00122	-.00296	1.8443	.00037
#2	14.366	.00180	.00150	-.00324	7.2953	-.00140	.00388	1.8344	-.00129
Check ?	Chk Pass	Chk Pass	Chk Pass	Chk Pass	Chk Pass	Chk Pass	Chk Pass	Chk Pass	Chk Pass
High Limit									
Low Limit									

Elem	Sr4077	Th2837	Ti3349	Tl1908	U_3701	V_2924	Zn2062	Zr3391
Line	407.771 { 83}	283.730 {119}	334.904 {101}	190.856 {477}	370.152 { 91}	292.402 {115}	206.200 {163}	339.198 { 99}
Units	ppm	ppm	ppm	ppm	ppm	ppm	ppm	ppm
Avg	**.20101**	**-.00397**	**.00037**	**-.00009**	**.02061**	**.00003**	**.00819**	**.00061**
Stddev	.00049	.00100	.00008	.00013	.00196	.00031	.00014	.00120
%RSD	.24332	25.299	21.120	150.06	9.4988	998.71	1.6844	197.47
#1	.20067	-.00326	.00032	-.00018	.02200	-.00019	.00829	-.00024
#2	.20136	-.00468	.00043	.00001	.01923	.00025	.00809	.00145
Check ?	Chk Pass	Chk Pass	Chk Pass	Chk Pass	Chk Pass	Chk Pass	Chk Pass	Chk Pass
High Limit								
Low Limit								

Int. Std.	Y_2243	Y_3600	Y_3774
Line	224.306 {450}	360.073 { 94}	377.433 { 89}
Units	Cts/S	Cts/S	Cts/S
Avg	**1547.1**	**32191.**	**6108.7**
Stddev	.7	12.	13.3
%RSD	.04395	.03817	.21709
#1	1547.6	32200.	6099.3
#2	1546.6	32183.	6118.0

Sample Name: 280-83196-A-1-Asd@50 Acquired: 5/20/2016 16:41:49 Type: Unk
Method: 6500_026(v10) Mode: CONC Corr. Factor: 1.000000
User: kellyca Custom ID1: Custom ID2: Custom ID3:
Comment: 325566 6010c q4 (Mn)

Elem	Ag3280	Al1670	As1890	B_2089	Ba4554	Be3130	Bi2230	Ca3179	Cd2288
Line	328.068 {103}	167.079 {502}	189.042 {478}	208.959 {461}	455.403 { 74}	313.042 {108}	223.061 {451}	317.933 {106}	228.802 {447}
Units	ppm	ppm	ppm	ppm	ppm	ppm	ppm	ppm	ppm
Avg	**-.00021**	**.00396**	**-.00171**	**.00452**	**.00275**	**-.00003**	**-.00209**	**5.3251**	**.00010**
Stddev	.00064	.00131	.00326	.00024	.00001	.00002	.00043	.0180	.00017
%RSD	313.73	33.168	190.88	5.4094	.39602	72.413	20.348	.33865	179.40
#1	.00025	.00303	-.00401	.00435	.00275	-.00001	-.00179	5.3378	-.00003
#2	-.00066	.00489	.00060	.00469	.00276	-.00004	-.00239	5.3123	.00022
Check ?	Chk Pass	Chk Pass	Chk Pass	Chk Pass	Chk Pass	Chk Pass	Chk Pass	Chk Pass	Chk Pass
High Limit									
Low Limit									

Elem	Co2286	Cr2055	Cu3247	Fe2599	K_7664	Li6707	Mg2790	Mn2576	Mo2020
Line	228.616 {447}	205.560 {464}	324.754 {104}	259.940 {130}	766.490 { 44}	670.784 { 50}	279.079 {121}2	257.610 {131}	202.030 {467}
Units	ppm	ppm	ppm	ppm	ppm	ppm	ppm	ppm	ppm
Avg	**-.00050**	**.00760**	**-.00074**	**.03247**	**.15057**	**-.00062**	**1.0668**	**.83549**	**.00042**
Stddev	.00021	.00006	.00001	.00052	.00937	.00105	.0096	.00191	.00003
%RSD	40.928	.79350	.90515	1.5977	6.2259	169.24	.90098	.22853	6.3803
#1	-.00065	.00764	-.00074	.03284	.14394	.00012	1.0736	.83685	.00040
#2	-.00036	.00756	-.00073	.03210	.15720	-.00136	1.0600	.83414	.00044
Check ?	Chk Pass	Chk Pass	Chk Pass	Chk Pass	Chk Pass	Chk Pass	Chk Pass	Chk Pass	Chk Pass
High Limit									
Low Limit									

Elem	Na5895	Ni2316	P_1782	Pb2203	S_1820	Sb2068	Se1960	Si2881	Sn1899
Line	589.592 { 57}	231.604 {446}	178.284 {489}	220.353 {453}	182.034 {485}	206.833 {463}	196.090 {472}	288.158 {117}	189.989 {477}
Units	ppm	ppm	ppm	ppm	ppm	ppm	ppm	ppm	ppm
Avg	**2.7718**	**.00040**	**-.00234**	**-.00061**	**1.4193**	**.00090**	**-.00344**	**.36261**	**.00071**
Stddev	.0004	.00086	.00058	.00037	.0053	.00078	.00153	.00182	.00046
%RSD	.01492	214.50	24.896	60.340	.36958	86.991	44.417	.50170	64.783
#1	2.7715	.00101	-.00193	-.00035	1.4156	.00145	-.00236	.36390	.00038
#2	2.7721	-.00021	-.00275	-.00087	1.4230	.00034	-.00452	.36133	.00103
Check ?	Chk Pass	Chk Pass	Chk Pass	Chk Pass	Chk Pass	Chk Pass	Chk Pass	Chk Pass	Chk Pass
High Limit									
Low Limit									

Elem	Sr4077	Th2837	Ti3349	Tl1908	U_3701	V_2924	Zn2062	Zr3391
Line	407.771 { 83}	283.730 {119}	334.904 {101}	190.856 {477}	370.152 { 91}	292.402 {115}	206.200 {163}	339.198 { 99}
Units	ppm	ppm	ppm	ppm	ppm	ppm	ppm	ppm
Avg	**.03965**	**-.00089**	**.00007**	**-.00103**	**.01536**	**.00061**	**.00087**	**.00014**
Stddev	.00019	.00091	.00031	.00068	.02004	.00079	.00004	.00164
%RSD	.48332	102.01	441.00	65.912	130.42	129.28	4.4188	1208.9
#1	.03952	-.00154	-.00015	-.00055	.02953	.00116	.00085	.00129
#2	.03979	-.00025	.00029	-.00150	.00120	.00005	.00090	-.00102
Check ?	Chk Pass	Chk Pass	Chk Pass	Chk Pass	Chk Pass	Chk Pass	Chk Pass	Chk Pass
High Limit								
Low Limit								

Int. Std.	Y_2243	Y_3600	Y_3774
Line	224.306 {450}	360.073 { 94}	377.433 { 89}
Units	Cts/S	Cts/S	Cts/S
Avg	**1571.8**	**32363.**	**5912.1**
Stddev	.6	90.	17.7
%RSD	.04002	.27725	.29890
#1	1571.4	32300.	5899.6
#2	1572.3	32427.	5924.6

Sample Name: 83196-A-1-B MS@10 Acquired: 5/20/2016 16:44:33 Type: Unk
Method: 6500_026(v10) Mode: CONC Corr. Factor: 1.000000
User: kellyca Custom ID1: Custom ID2: Custom ID3:
Comment: 325566 6010c q4 (Mn)

Elem	Ag3280	Al1670	As1890	B_2089	Ba4554	Be3130	Bi2230	Ca3179	Cd2288
Line	328.068 {103}	167.079 {502}	189.042 {478}	208.959 {461}	455.403 { 74}	313.042 {108}	223.061 {451}	317.933 {106}	228.802 {447}
Units	ppm	ppm	ppm	ppm	ppm	ppm	ppm	ppm	ppm
Avg	**.00527**	**.23515**	**.11432**	**.13360**	**.22387**	**.00523**	**.23317**	**31.493**	**.01077**
Stddev	.00033	.00264	.00550	.00149	.00169	.00007	.00391	.070	.00022
%RSD	6.2911	1.1223	4.8142	1.1135	.75602	1.4318	1.6769	.22093	2.0775
#1	.00551	.23328	.11042	.13255	.22267	.00528	.23040	31.444	.01061
#2	.00504	.23701	.11821	.13465	.22506	.00517	.23593	31.542	.01092
Check ?	Chk Pass	Chk Pass	Chk Pass	Chk Pass	Chk Pass	Chk Pass	Chk Pass	Chk Pass	Chk Pass
High Limit									
Low Limit									

Elem	Co2286	Cr2055	Cu3247	Fe2599	K_7664	Li6707	Mg2790	Mn2576	Mo2020
Line	228.616 {447}	205.560 {464}	324.754 {104}	259.940 {130}	766.490 { 44}	670.784 { 50}	279.079 {121}2	257.610 {131}	202.030 {467}
Units	ppm	ppm	ppm	ppm	ppm	ppm	ppm	ppm	ppm
Avg	**.05469**	**.06396**	**.02664**	**.14075**	**6.1062**	**.11242**	**10.627**	**4.2102**	**.11538**
Stddev	.00024	.00114	.00028	.00222	.0531	.00045	.079	.0243	.00152
%RSD	.43626	1.7783	1.0665	1.5745	.87024	.39747	.74304	.57699	1.3209
#1	.05452	.06316	.02643	.14232	6.0686	.11210	10.571	4.1931	.11430
#2	.05486	.06476	.02684	.13919	6.1437	.11274	10.683	4.2274	.11645
Check ?	Chk Pass	Chk Pass	Chk Pass	Chk Pass	Chk Pass	Chk Pass	Chk Pass	Chk Pass	Chk Pass
High Limit									
Low Limit									

Elem	Na8183	Ni2316	P_1782	Pb2203	S_1820	Sb2068	Se1960	Si2881	Sn1899
Line	818.326 { 41}	231.604 {446}	178.284 {489}	220.353 {453}	182.034 {485}	206.833 {463}	196.090 {472}	288.158 {117}	189.989 {477}
Units	ppm	ppm	ppm	ppm	ppm	ppm	ppm	ppm	ppm
Avg	**19.428**	**.05652**	**1.1188**	**.05581**	**7.7169**	**.05602**	**.22189**	**2.8752**	**.21825**
Stddev	.091	.00069	.0200	.00156	.1095	.00026	.00518	.0065	.00450
%RSD	.47022	1.2239	1.7855	2.8038	1.4195	.46636	2.3365	.22587	2.0637
#1	19.492	.05603	1.1047	.05470	7.6394	.05583	.22556	2.8706	.21506
#2	19.363	.05700	1.1330	.05691	7.7943	.05620	.21823	2.8798	.22143
Check ?	Chk Pass	Chk Pass	Chk Pass	Chk Pass	Chk Pass	Chk Pass	Chk Pass	Chk Pass	Chk Pass
High Limit									
Low Limit									

Elem	Sr4077	Th2837	Ti3349	Tl1908	U_3701	V_2924	Zn2062	Zr3391
Line	407.771 { 83}	283.730 {119}	334.904 {101}	190.856 {477}	370.152 { 91}	292.402 {115}	206.200 {163}	339.198 { 99}
Units	ppm	ppm	ppm	ppm	ppm	ppm	ppm	ppm
Avg	**.30227**	**.10053**	**.10350**	**.22263**	**.23980**	**.04972**	**.05231**	**.05284**
Stddev	.00164	.00075	.00000	.00506	.00869	.00138	.00147	.00040
%RSD	.54188	.74487	.00351	2.2735	3.6256	2.7732	2.8140	.75753
#1	.30112	.10000	.10351	.21905	.23365	.04874	.05336	.05313
#2	.30343	.10106	.10350	.22621	.24595	.05069	.05127	.05256
Check ?	Chk Pass	Chk Pass	Chk Pass	Chk Pass	Chk Pass	Chk Pass	Chk Pass	Chk Pass
High Limit								
Low Limit								

Int. Std.	Y_2243	Y_3600	Y_3774
Line	224.306 {450}	360.073 { 94}	377.433 { 89}
Units	Cts/S	Cts/S	Cts/S
Avg	**1537.1**	**32139.**	**6136.3**
Stddev	11.4	105.	23.0
%RSD	.74153	.32572	.37556
#1	1545.1	32213.	6120.0
#2	1529.0	32065.	6152.6

Sample Name: 83196-A-1-C MSD@10 Acquired: 5/20/2016 16:47:15 Type: Unk
Method: 6500_026(v10) Mode: CONC Corr. Factor: 1.000000
User: kellyca Custom ID1: Custom ID2: Custom ID3:
Comment: 325566 6010c q4 (Mn)

Elem	Ag3280	Al1670	As1890	B_2089	Ba4554	Be3130	Bi2230	Ca3179	Cd2288
Line	328.068 {103}	167.079 {502}	189.042 {478}	208.959 {461}	455.403 { 74}	313.042 {108}	223.061 {451}	317.933 {106}	228.802 {447}
Units	ppm	ppm	ppm	ppm	ppm	ppm	ppm	ppm	ppm
Avg	**.00562**	**.22550**	**.10076**	**.12834**	**.22169**	**.00515**	**.22838**	**30.444**	**.01061**
Stddev	.00020	.00245	.00296	.00128	.00186	.00007	.00147	.083	.00026
%RSD	3.5708	1.0862	2.9363	.99839	.83742	1.2989	.64348	.27209	2.4881
#1	.00548	.22377	.09866	.12743	.22038	.00520	.22734	30.385	.01079
#2	.00577	.22723	.10285	.12925	.22301	.00511	.22942	30.503	.01042
Check ?	Chk Pass	Chk Pass	Chk Pass	Chk Pass	Chk Pass	Chk Pass	Chk Pass	Chk Pass	Chk Pass
High Limit									
Low Limit									

Elem	Co2286	Cr2055	Cu3247	Fe2599	K_7664	Li6707	Mg2790	Mn2576	Mo2020
Line	228.616 {447}	205.560 {464}	324.754 {104}	259.940 {130}	766.490 { 44}	670.784 { 50}	279.079 {121}2	257.610 {131}	202.030 {467}
Units	ppm	ppm	ppm	ppm	ppm	ppm	ppm	ppm	ppm
Avg	**.05329**	**.06040**	**.02554**	**.13576**	**6.0721**	**.11076**	**10.288**	**4.0503**	**.11137**
Stddev	.00040	.00027	.00014	.00061	.0577	.00051	.023	.0098	.00042
%RSD	.74301	.45324	.54436	.44864	.95093	.46211	.22787	.24130	.37851
#1	.05357	.06060	.02564	.13533	6.0313	.11040	10.304	4.0572	.11167
#2	.05301	.06021	.02544	.13619	6.1129	.11112	10.271	4.0434	.11108
Check ?	Chk Pass	Chk Pass	Chk Pass	Chk Pass	Chk Pass	Chk Pass	Chk Pass	Chk Pass	Chk Pass
High Limit									
Low Limit									

Elem	Na8183	Ni2316	P_1782	Pb2203	S_1820	Sb2068	Se1960	Si2881	Sn1899
Line	818.326 { 41}	231.604 {446}	178.284 {489}	220.353 {453}	182.034 {485}	206.833 {463}	196.090 {472}	288.158 {117}	189.989 {477}
Units	ppm	ppm	ppm	ppm	ppm	ppm	ppm	ppm	ppm
Avg	**19.329**	**.05507**	**1.0763**	**.05465**	**7.3283**	**.05460**	**.20964**	**2.8081**	**.20854**
Stddev	.047	.00020	.0016	.00075	.0071	.00225	.00243	.0242	.00236
%RSD	.24212	.36107	.14653	1.3650	.09641	4.1261	1.1602	.86098	1.1333
#1	19.296	.05493	1.0774	.05518	7.3233	.05300	.20792	2.7910	.21021
#2	19.362	.05521	1.0752	.05412	7.3333	.05619	.21136	2.8252	.20687
Check ?	Chk Pass	Chk Pass	Chk Pass	Chk Pass	Chk Pass	Chk Pass	Chk Pass	Chk Pass	Chk Pass
High Limit									
Low Limit									

Elem	Sr4077	Th2837	Ti3349	Tl1908	U_3701	V_2924	Zn2062	Zr3391
Line	407.771 { 83}	283.730 {119}	334.904 {101}	190.856 {477}	370.152 { 91}	292.402 {115}	206.200 {163}	339.198 { 99}
Units	ppm	ppm	ppm	ppm	ppm	ppm	ppm	ppm
Avg	**.29577**	**.09837**	**.10164**	**.21685**	**.23539**	**.04980**	**.05038**	**.05167**
Stddev	.00199	.00046	.00106	.00235	.02059	.00004	.00103	.00091
%RSD	.67338	.47220	1.0416	1.0838	8.7487	.07953	2.0391	1.7663
#1	.29436	.09804	.10089	.21851	.24995	.04977	.04965	.05102
#2	.29718	.09870	.10239	.21519	.22083	.04983	.05110	.05231
Check ?	Chk Pass	Chk Pass	Chk Pass	Chk Pass	Chk Pass	Chk Pass	Chk Pass	Chk Pass
High Limit								
Low Limit								

Int. Std.	Y_2243	Y_3600	Y_3774
Line	224.306 {450}	360.073 { 94}	377.433 { 89}
Units	Cts/S	Cts/S	Cts/S
Avg	**1533.7**	**32016.**	**6164.1**
Stddev	1.7	14.	.7
%RSD	.10901	.04440	.01086
#1	1534.9	32006.	6163.6
#2	1532.5	32026.	6164.6

Sample Name: 83196-A-1-Apds@10 Acquired: 5/20/2016 16:49:56 Type: Unk
Method: 6500_026(v10) Mode: CONC Corr. Factor: 1.000000
User: kellyca Custom ID1: Custom ID2: Custom ID3:
Comment: 325566 6010c q4 (Mn)

Elem	Ag3280	Al1670	As1890	B_2089	Ba4554	Be3130	Bi2230	Ca3179	Cd2288
Line	328.068 {103}	167.079 {502}	189.042 {478}	208.959 {461}	455.403 { 74}	313.042 {108}	223.061 {451}	317.933 {106}	228.802 {447}
Units	ppm	ppm	ppm	ppm	ppm	ppm	ppm	ppm	ppm
Avg	**.04881**	**1.0162**	**.20535**	**.12330**	**.11392**	**.05088**	**-.00100**	**45.501**	**.05182**
Stddev	.00004	.0032	.00903	.00138	.00087	.00037	.00072	.292	.00045
%RSD	.08803	.31611	4.3961	1.1200	.76668	.73413	71.576	.64276	.86122
#1	.04878	1.0185	.21174	.12233	.11331	.05061	-.00151	45.294	.05151
#2	.04884	1.0140	.19897	.12428	.11454	.05114	-.00050	45.708	.05214
Check ?	Chk Pass	Chk Pass	Chk Pass	Chk Pass	Chk Pass	Chk Pass	Chk Pass	Chk Pass	Chk Pass
High Limit									
Low Limit									

Elem	Co2286	Cr2055	Cu3247	Fe2599	K_7664	Li6707	Mg2790	Mn2576	Mo2020
Line	228.616 {447}	205.560 {464}	324.754 {104}	259.940 {130}	766.490 { 44}	670.784 { 50}	279.079 {121}2	257.610 {131}	202.030 {467}
Units	ppm	ppm	ppm	ppm	ppm	ppm	ppm	ppm	ppm
Avg	**.05059**	**.09020**	**.04908**	**1.0448**	**21.239**	**.10636**	**24.731**	**4.0430**	**.05253**
Stddev	.00056	.00053	.00033	.0116	.185	.00126	.034	.0125	.00048
%RSD	1.1071	.58288	.67503	1.1099	.87216	1.1830	.13663	.30836	.90424
#1	.05098	.08983	.04931	1.0366	21.108	.10547	24.755	4.0518	.05287
#2	.05019	.09057	.04884	1.0530	21.370	.10725	24.707	4.0342	.05220
Check ?	Chk Pass	Chk Pass	Chk Pass	Chk Pass	Chk Pass	Chk Pass	Chk Pass	Chk Pass	Chk Pass
High Limit									
Low Limit									

Elem	Na8183	Ni2316	P_1782	Pb2203	S_1820	Sb2068	Se1960	Si2881	Sn1899
Line	818.326 { 41}	231.604 {446}	178.284 {489}	220.353 {453}	182.034 {485}	206.833 {463}	196.090 {472}	288.158 {117}	189.989 {477}
Units	ppm	ppm	ppm	ppm	ppm	ppm	ppm	ppm	ppm
Avg	**34.316**	**.05163**	**2.0645**	**.10487**	**7.2180**	**.10406**	**.20519**	**6.8024**	**.09972**
Stddev	.173	.00013	.0027	.00230	.0098	.00372	.00203	.0426	.00016
%RSD	.50320	.24617	.13105	2.1894	.13568	3.5795	.98967	.62671	.16306
#1	34.438	.05154	2.0665	.10650	7.2111	.10143	.20662	6.7723	.09961
#2	34.194	.05172	2.0626	.10325	7.2249	.10669	.20375	6.8326	.09984
Check ?	Chk Pass	Chk Pass	Chk Pass	Chk Pass	Chk Pass	Chk Pass	Chk Pass	Chk Pass	Chk Pass
High Limit									
Low Limit									

Elem	Sr4077	Th2837	Ti3349	Tl1908	U_3701	V_2924	Zn2062	Zr3391
Line	407.771 { 83}	283.730 {119}	334.904 {101}	190.856 {477}	370.152 { 91}	292.402 {115}	206.200 {163}	339.198 { 99}
Units	ppm	ppm	ppm	ppm	ppm	ppm	ppm	ppm
Avg	**.24520**	**.19424**	**.04898**	**.20261**	**.54877**	**.04736**	**.19852**	**.05066**
Stddev	.00159	.00177	.00021	.00175	.00674	.00019	.00024	.00166
%RSD	.64824	.91086	.43255	.86527	1.2276	.39274	.11839	3.2705
#1	.24408	.19299	.04884	.20137	.55353	.04750	.19869	.05183
#2	.24633	.19549	.04913	.20385	.54400	.04723	.19836	.04949
Check ?	Chk Pass	Chk Pass	Chk Pass	Chk Pass	Chk Pass	Chk Pass	Chk Pass	Chk Pass
High Limit								
Low Limit								

Int. Std.	Y_2243	Y_3600	Y_3774
Line	224.306 {450}	360.073 { 94}	377.433 { 89}
Units	Cts/S	Cts/S	Cts/S
Avg	**1519.6**	**31336.**	**6034.8**
Stddev	2.9	24.	26.6
%RSD	.19368	.07810	.44064
#1	1521.7	31319.	6053.6
#2	1517.5	31354.	6016.0

Sample Name: 280-83196-A-2-A@10 Acquired: 5/20/2016 16:52:38 Type: Unk
Method: 6500_026(v10) Mode: CONC Corr. Factor: 1.000000
User: kellyca Custom ID1: Custom ID2: Custom ID3:
Comment: 325566 6010c q4 (Mn)

Elem	Ag3280	Al1670	As1890	B_2089	Ba4554	Be3130	Bi2230	Ca3179	Cd2288
Line	328.068 {103}	167.079 {502}	189.042 {478}	208.959 {461}	455.403 { 74}	313.042 {108}	223.061 {451}	317.933 {106}	228.802 {447}
Units	ppm	ppm	ppm	ppm	ppm	ppm	ppm	ppm	ppm
Avg	**.00039**	**.23539**	**.00131**	**.01536**	**.07619**	**-.00008**	**.00076**	**25.100**	**-.00005**
Stddev	.00022	.00178	.00185	.00008	.00037	.00001	.00040	.060	.00005
%RSD	55.496	.75727	140.66	.50120	.48615	7.9907	52.367	.23890	102.78
#1	.00024	.23665	.00262	.01542	.07593	-.00008	.00104	25.057	-.00009
#2	.00054	.23413	.00001	.01531	.07646	-.00007	.00048	25.142	-.00001
Check ?	Chk Pass	Chk Pass	Chk Pass	Chk Pass	Chk Pass	Chk Pass	Chk Pass	Chk Pass	Chk Pass
High Limit									
Low Limit									

Elem	Co2286	Cr2055	Cu3247	Fe2599	K_7664	Li6707	Mg2790	Mn2576	Mo2020
Line	228.616 {447}	205.560 {464}	324.754 {104}	259.940 {130}	766.490 { 44}	670.784 { 50}	279.079 {121}2	257.610 {131}	202.030 {467}
Units	ppm	ppm	ppm	ppm	ppm	ppm	ppm	ppm	ppm
Avg	**.00014**	**.03729**	**.00091**	**.26515**	**.77747**	**.00392**	**5.1145**	**4.4198**	**-.00015**
Stddev	.00053	.00018	.00055	.00062	.01852	.00079	.0087	.0039	.00043
%RSD	367.93	.47370	60.123	.23199	2.3826	20.084	.17020	.08925	278.58
#1	-.00023	.03742	.00129	.26559	.76437	.00336	5.1206	4.4170	-.00046
#2	.00052	.03717	.00052	.26472	.79057	.00447	5.1083	4.4226	.00015
Check ?	Chk Pass	Chk Pass	Chk Pass	Chk Pass	Chk Pass	Chk Pass	Chk Pass	Chk Pass	Chk Pass
High Limit									
Low Limit									

Elem	Na8183	Ni2316	P_1782	Pb2203	S_1820	Sb2068	Se1960	Si2881	Sn1899
Line	818.326 { 41}	231.604 {446}	178.284 {489}	220.353 {453}	182.034 {485}	206.833 {463}	196.090 {472}	288.158 {117}	189.989 {477}
Units	ppm	ppm	ppm	ppm	ppm	ppm	ppm	ppm	ppm
Avg	**13.904**	**.00296**	**.00302**	**-.00176**	**6.9672**	**-.00151**	**.00150**	**2.3144**	**.00127**
Stddev	.013	.00017	.00493	.00064	.0058	.00182	.00257	.0026	.00046
%RSD	.09294	5.6511	163.31	36.160	.08384	120.52	170.73	.11062	36.158
#1	13.913	.00284	-.00047	-.00221	6.9713	-.00022	.00332	2.3126	.00095
#2	13.895	.00308	.00651	-.00131	6.9631	-.00279	-.00031	2.3162	.00160
Check ?	Chk Pass	Chk Pass	Chk Pass	Chk Pass	Chk Pass	Chk Pass	Chk Pass	Chk Pass	Chk Pass
High Limit									
Low Limit									

Elem	Sr4077	Th2837	Ti3349	Tl1908	U_3701	V_2924	Zn2062	Zr3391
Line	407.771 { 83}	283.730 {119}	334.904 {101}	190.856 {477}	370.152 { 91}	292.402 {115}	206.200 {163}	339.198 { 99}
Units	ppm	ppm	ppm	ppm	ppm	ppm	ppm	ppm
Avg	**.19491**	**-.00296**	**.00819**	**.00063**	**.02427**	**.00253**	**.00230**	**.00069**
Stddev	.00093	.00028	.00047	.00285	.00608	.00030	.00015	.00120
%RSD	.47832	9.5719	5.7403	453.80	25.067	11.728	6.7333	175.52
#1	.19425	-.00276	.00852	-.00139	.02857	.00274	.00241	.00154
#2	.19557	-.00316	.00785	.00264	.01997	.00232	.00219	-.00017
Check ?	Chk Pass	Chk Pass	Chk Pass	Chk Pass	Chk Pass	Chk Pass	Chk Pass	Chk Pass
High Limit								
Low Limit								

Int. Std.	Y_2243	Y_3600	Y_3774
Line	224.306 {450}	360.073 { 94}	377.433 { 89}
Units	Cts/S	Cts/S	Cts/S
Avg	**1552.3**	**32511.**	**6188.1**
Stddev	1.6	9.	4.0
%RSD	.10577	.02664	.06487
#1	1553.4	32505.	6190.9
#2	1551.1	32517.	6185.3

Sample Name: ccvh-3900196 Acquired: 5/20/2016 16:55:20 Type: QC
Method: 6500_026(v10) Mode: CONC Corr. Factor: 1.000000
User: kellyca Custom ID1: Custom ID2: Custom ID3:
Comment:

Elem	Ag3280	Al3092	As1890	B_2089	Ba4554	Be3130	Bi2230	Ca3179	Cd2288	Co2286	Cr2055	Cu3247	Fe2714
Units	ppm	ppm	ppm	ppm	ppm	ppm	ppm	ppm	ppm	ppm	ppm	ppm	ppm
Avg	**-.00104**	**47.820**	**-.00475**	**.00147**	**.00009**	**-.00035**	**1.0496**	**-.05060**	**-.00107**	**.00317**	**-.00043**	**.00668**	**47.777**
Stddev	.00025	.714	.00125	.00041	.00003	.00001	.0011	.00471	.00013	.00039	.00023	.00030	.729
%RSD	24.497	1.4922	26.302	27.841	28.187	1.5072	.10143	9.3089	12.072	12.373	54.642	4.4529	1.5252
#1	-.00122	47.316	-.00387	.00118	.00007	-.00035	1.0489	-.04727	-.00097	.00289	-.00026	.00647	47.262
#2	-.00086	48.325	-.00563	.00176	.00011	-.00035	1.0504	-.05393	-.00116	.00345	-.00059	.00689	48.292
Check ?	None	Chk Pass	None	None	None	None	Chk Pass	None	None	None	None	None	Chk Pass
Value													
Range													

Elem	K_7664	Li6707	Mg2790	Mn2576	Mo2020	Na8183	Ni2316	P_1782	Pb2203	S_1820	Sb2068	Se1960	Si2881
Units	ppm	ppm	ppm	ppm	ppm	ppm	ppm	ppm	ppm	ppm	ppm	ppm	ppm
Avg	**.05534**	**.00012**	**.14738**	**-.00008**	**-.00263**	**252.88**	**-.00044**	**.00353**	**.00313**	**5.0104**	**-.00110**	**.00311**	**-.00730**
Stddev	.01754	.00028	.00371	.00003	.00043	3.77	.00025	.00308	.00060	.0006	.00003	.00399	.00924
%RSD	31.692	243.69	2.5158	36.856	16.452	1.4904	56.672	87.404	19.046	.01293	2.5138	128.27	126.50
#1	.06775	-.00008	.14476	-.00006	-.00293	250.22	-.00027	.00570	.00355	5.0099	-.00112	.00029	-.01383
#2	.04294	.00031	.15000	-.00010	-.00232	255.55	-.00062	.00135	.00271	5.0108	-.00108	.00594	-.00077
Check ?	None	None	None	None	None	Chk Pass	None	None	None	Chk Pass	None	None	None
Value													
Range													

Elem	Sn1899	Sr4077	Th2837	Ti3349	Tl1908	U_3701	V_2924	Zn2062	Zr3391
Units	ppm	ppm	ppm	ppm	ppm	ppm	ppm	ppm	ppm
Avg	**.00234**	**.00026**	**4.8932**	**.02591**	**-.00071**	**10.238**	**-.01670**	**-.00107**	**-.00310**
Stddev	.00009	.00004	.0119	.00002	.00020	.016	.00004	.00028	.00608
%RSD	3.9283	14.696	.24366	.08707	28.561	.15139	.24100	26.096	196.26
#1	.00241	.00029	4.9017	.02592	-.00085	10.249	-.01672	-.00087	-.00740
#2	.00228	.00023	4.8848	.02589	-.00057	10.227	-.01667	-.00127	.00120
Check ?	None	None	Chk Pass	None	None	Chk Pass	None	None	None
Value									
Range									

Int. Std.	Y_2243	Y_3600	Y_3774
Units	Cts/S	Cts/S	Cts/S
Avg	**1498.0**	**31134.**	**6143.7**
Stddev	.4	41.	85.2
%RSD	.02818	.13093	1.3875
#1	1498.3	31106.	6204.0
#2	1497.7	31163.	6083.4

Sample Name: ccv-3900195 Acquired: 5/20/2016 16:58:12 Type: QC
Method: 6500_026(v10) Mode: CONC Corr. Factor: 1.000000
User: kellyca Custom ID1: Custom ID2: Custom ID3:
Comment:

Elem	Ag3280	Al1670	As1890	B_2089	Ba4554	Be3130	Bi2230	Ca3179	Cd2288	Co2286	Cr2055	Cu3247	Fe2599
Units	ppm	ppm	ppm	ppm	ppm	ppm	ppm	ppm	ppm	ppm	ppm	ppm	ppm
Avg	**.48324**	**.51295**	**1.0131**	**.52108**	**.49704**	**.50280**	**-.00178**	**4.9299**	**.51201**	**.51500**	**.50990**	**.48885**	**2.4972**
Stddev	.00066	.00315	.0010	.00420	.00238	.00422	.00056	.0305	.00283	.00092	.00178	.00027	.0178
%RSD	.13659	.61448	.10170	.80641	.47876	.83948	31.416	.61954	.55334	.17782	.34977	.05606	.71204
#1	.48278	.51518	1.0124	.52406	.49536	.49981	-.00138	4.9083	.51401	.51565	.51116	.48865	2.4846
#2	.48371	.51072	1.0138	.51811	.49873	.50578	-.00218	4.9515	.51000	.51435	.50864	.48904	2.5097
Check ?	Chk Pass	Chk Pass	Chk Pass	Chk Pass	Chk Pass	Chk Pass	None	Chk Pass	Chk Pass	Chk Pass	Chk Pass	Chk Pass	Chk Pass
Value													
Range													

Elem	K_7664	Li6707	Mg2790	Mn2576	Mo2020	Na5895	Ni2316	P_1782	Pb2203	S_1820	Sb2068	Se1960	Si2881
Units	ppm	ppm	ppm	ppm	ppm	ppm	ppm	ppm	ppm	ppm	ppm	ppm	ppm
Avg	**50.786**	**1.0364**	**19.368**	**.49071**	**.51478**	**5.1151**	**.50535**	**.99922**	**1.0392**	**.01439**	**1.0337**	**1.0113**	**5.0241**
Stddev	.415	.0082	.044	.00028	.00128	.0306	.00255	.00440	.0050	.00318	.0090	.0078	.0302
%RSD	.81810	.79054	.22656	.05723	.24959	.59836	.50429	.44047	.47858	22.109	.86893	.76927	.60012
#1	50.493	1.0306	19.337	.49052	.51569	5.0934	.50715	1.0023	1.0427	.01664	1.0401	1.0058	5.0028
#2	51.080	1.0422	19.399	.49091	.51387	5.1367	.50355	.99611	1.0357	.01214	1.0274	1.0168	5.0454
Check ?	Chk Pass	Chk Pass	Chk Pass	Chk Pass	Chk Pass	Chk Pass	Chk Pass	Chk Pass	Chk Pass	None	Chk Pass	Chk Pass	Chk Pass
Value													
Range													

Elem	Sn1899	Sr4077	Th2837	Ti3349	Tl1908	U_3701	V_2924	Zn2062	Zr3391
Units	ppm	ppm	ppm	ppm	ppm	ppm	ppm	ppm	ppm
Avg	**1.0016**	**.48734**	**.00223**	**.47667**	**1.0372**	**.01067**	**.47188**	**.47919**	**.50011**
Stddev	.0031	.00353	.00044	.00137	.0022	.00393	.00165	.00141	.00075
%RSD	.31286	.72395	19.620	.28818	.21404	36.830	.34884	.29321	.14947
#1	1.0038	.48484	.00254	.47764	1.0388	.00789	.47072	.47820	.49958
#2	.99937	.48983	.00192	.47570	1.0357	.01344	.47305	.48019	.50064
Check ?	Chk Pass	Chk Pass	None	Chk Pass	Chk Pass	None	Chk Pass	Chk Pass	Chk Pass
Value									
Range									

Int. Std.	Y_2243	Y_3600	Y_3774
Units	Cts/S	Cts/S	Cts/S
Avg	**1529.9**	**32033.**	**6084.3**
Stddev	2.9	2.	30.5
%RSD	.19029	.00728	.50083
#1	1527.8	32031.	6105.9
#2	1531.9	32035.	6062.8

Sample Name: ccb Acquired: 5/20/2016 17:00:49 Type: QC
Method: 6500_026(v10) Mode: CONC Corr. Factor: 1.000000
User: kellyca Custom ID1: Custom ID2: Custom ID3:
Comment:

Elem	Ag3280	Al1670	As1890	B_2089	Ba4554	Be3130	Bi2230	Ca3179	Cd2288	Co2286	Cr2055	Cu3247	Fe2599
Units	ppm	ppm	ppm	ppm	ppm	ppm	ppm	ppm	ppm	ppm	ppm	ppm	ppm
Avg	**.00020**	**-.00109**	**-.00311**	**.00068**	**.00000**	**-.00002**	**-.00018**	**-.00254**	**-.00021**	**-.00045**	**-.00010**	**.00005**	**.00250**
Stddev	.00026	.00103	.00122	.00008	.00002	.00008	.00267	.00070	.00008	.00015	.00019	.00026	.00025
%RSD	127.05	94.186	39.382	11.164	651.03	488.31	1451.6	27.658	36.891	32.492	186.64	545.93	10.005
#1	.00002	-.00182	-.00224	.00074	-.00001	-.00007	.00171	-.00204	-.00027	-.00055	-.00023	-.00013	.00268
#2	.00039	-.00036	-.00398	.00063	.00002	.00004	-.00208	-.00303	-.00016	-.00034	.00003	.00023	.00232
Check ?	Chk Pass	Chk Pass	Chk Pass	Chk Pass	Chk Pass	Chk Pass	None	Chk Pass	Chk Pass	Chk Pass	Chk Pass	Chk Pass	Chk Pass
High Limit													
Low Limit													

Elem	K_7664	Li6707	Mg2790	Mn2576	Mo2020	Na5895	Ni2316	P_1782	Pb2203	S_1820	Sb2068	Se1960	Si2881
Units	ppm	ppm	ppm	ppm	ppm	ppm	ppm	ppm	ppm	ppm	ppm	ppm	ppm
Avg	**.05608**	**-.00020**	**.00355**	**.00023**	**.00054**	**.01565**	**.00004**	**-.00177**	**-.00102**	**.00798**	**.00048**	**-.00350**	**.00402**
Stddev	.02894	.00078	.00407	.00010	.00017	.00758	.00018	.00310	.00244	.00266	.00047	.00404	.01318
%RSD	51.602	393.67	114.92	44.534	31.325	48.460	523.55	174.90	240.49	33.323	98.033	115.53	327.90
#1	.07655	-.00075	.00643	.00030	.00042	.02101	-.00010	.00042	.00071	.00610	.00082	-.00636	-.00530
#2	.03562	.00035	.00066	.00016	.00066	.01029	.00017	-.00396	-.00275	.00986	.00015	-.00064	.01334
Check ?	Chk Pass	Chk Pass	Chk Pass	Chk Pass	Chk Pass	Chk Pass	Chk Pass	Chk Pass	Chk Pass	None	Chk Pass	Chk Pass	Chk Pass
High Limit													
Low Limit													

Elem	Sn1899	Sr4077	Th2837	Ti3349	Tl1908	U_3701	V_2924	Zn2062	Zr3391
Units	ppm	ppm	ppm	ppm	ppm	ppm	ppm	ppm	ppm
Avg	**-.00038**	**.00008**	**-.00201**	**.00015**	**-.00017**	**.01305**	**.00062**	**.00068**	**.00154**
Stddev	.00090	.00000	.00143	.00007	.00269	.02414	.00059	.00051	.00227
%RSD	236.32	5.7232	71.162	48.656	1564.6	185.01	94.831	75.479	147.51
#1	-.00101	.00008	-.00303	.00010	.00173	.03011	.00103	.00105	-.00007
#2	.00025	.00009	-.00100	.00020	-.00208	-.00402	.00020	.00032	.00315
Check ?	Chk Pass	Chk Pass	Chk Pass	Chk Pass	Chk Pass	Chk Pass	Chk Pass	Chk Pass	Chk Pass
High Limit									
Low Limit									

Int. Std.	Y_2243	Y_3600	Y_3774
Units	Cts/S	Cts/S	Cts/S
Avg	**1554.5**	**32697.**	**6059.7**
Stddev	1.6	5.	12.0
%RSD	.10570	.01475	.19881
#1	1555.6	32700.	6051.2
#2	1553.3	32694.	6068.2

Sample Name: ccvl-3903059 Acquired: 5/20/2016 17:03:35 Type: QC
Method: 6500_026(v10) Mode: CONC Corr. Factor: 1.000000
User: kellyca Custom ID1: Custom ID2: Custom ID3:
Comment:

Elem	Ag3280	Al1670	As1890	B_2089	Ba4554	Be3130	Bi2230	Ca3179	Cd2288	Co2286	Cr2055	Cu3247
Units	ppm	ppm	ppm	ppm	ppm	ppm	ppm	ppm	ppm	ppm	ppm	ppm
Avg	**.00992**	**.10638**	**.01483**	**.10587**	**.01004**	**.00091**	**.11038**	**.20404**	**.00515**	**.01050**	**.01041**	**.01488**
Stddev	.00014	.00188	.00208	.00108	.00006	.00008	.00525	.00227	.00005	.00032	.00016	.00016
%RSD	1.4490	1.7671	14.009	1.0159	.57729	8.3313	4.7584	1.1101	.88861	3.0757	1.5362	1.0860
#1	.01002	.10505	.01629	.10511	.01000	.00096	.10667	.20244	.00518	.01072	.01052	.01477
#2	.00982	.10771	.01336	.10664	.01009	.00086	.11409	.20565	.00511	.01027	.01030	.01500
Check ?	Chk Pass	Chk Pass	Chk Pass	Chk Pass	Chk Pass	Chk Pass	Chk Pass	Chk Pass	Chk Pass	Chk Pass	Chk Pass	Chk Pass
Value												
Range												

Elem	Fe2599	K_7664	Li6707	Mg2790	Mn2576	Mo2020	Na5895	Ni2316	P_1782	Pb2203	S_1820	Sb2068
Units	ppm	ppm	ppm	ppm	ppm	ppm	ppm	ppm	ppm	ppm	ppm	ppm
Avg	**.12182**	**3.0842**	**.00962**	**.20264**	**.01041**	**.02091**	**1.0255**	**.04283**	**2.9598**	**.01004**	**.00497**	**.02321**
Stddev	.00076	.0212	.00012	.00415	.00004	.00036	.0025	.00126	.0268	.00058	.00271	.00148
%RSD	.62212	.68593	1.2230	2.0501	.37644	1.7093	.24220	2.9344	.90680	5.7391	54.650	6.3762
#1	.12128	3.0692	.00970	.20558	.01038	.02116	1.0238	.04372	2.9409	.01044	.00689	.02216
#2	.12235	3.0991	.00953	.19971	.01044	.02066	1.0273	.04194	2.9788	.00963	.00305	.02426
Check ?	Chk Pass	Chk Pass	Chk Pass	Chk Pass	Chk Pass	Chk Pass	Chk Pass	Chk Pass	Chk Pass	Chk Pass	None	Chk Pass
Value												
Range												

Elem	Se1960	Si2881	Sn1899	Sr4077	Th2837	Ti3349	Tl1908	U_3701	V_2924	Zn2062	Zr3391
Units	ppm	ppm	ppm	ppm	ppm	ppm	ppm	ppm	ppm	ppm	ppm
Avg	**.01286**	**.49994**	**.10423**	**.00972**	F **.01024**	**.00958**	**.01242**	F **.07982**	**.00915**	**.02149**	**.01583**
Stddev	.00356	.00846	.00211	.00009	.00185	.00002	.00021	.01367	.00005	.00099	.00065
%RSD	27.703	1.6929	2.0202	.93575	18.087	.18547	1.7223	17.120	.56334	4.6090	4.0824
#1	.01538	.50592	.10572	.00965	.01155	.00959	.01227	.07016	.00919	.02079	.01537
#2	.01034	.49395	.10274	.00978	.00893	.00956	.01257	.08949	.00912	.02219	.01629
Check ?	Chk Pass	Chk Pass	Chk Pass	Chk Pass	Chk Fail	Chk Pass	Chk Pass	Chk Fail	Chk Pass	Chk Pass	Chk Pass
Value					.01500			.06000			
Range					-30.000%			30.000%			

Int. Std.	Y_2243	Y_3600	Y_3774
Units	Cts/S	Cts/S	Cts/S
Avg	**1572.7**	**32871.**	**6021.2**
Stddev	2.7	64.	5.4
%RSD	.17111	.19399	.08909
#1	1574.6	32826.	6017.4
#2	1570.8	32916.	6025.0

Sample Name: 280-83196-A-3-A@2 Acquired: 5/20/2016 17:06:23 Type: Unk
Method: 6500_026(v10) Mode: CONC Corr. Factor: 1.000000
User: kellyca Custom ID1: Custom ID2: Custom ID3:
Comment: 325566 6010c q4 (Mn)

Elem	Ag3280	Al1670	As1890	B_2089	Ba4554	Be3130	Bi2230	Ca3179	Cd2288
Line	328.068 {103}	167.079 {502}	189.042 {478}	208.959 {461}	455.403 { 74}	313.042 {108}	223.061 {451}	317.933 {106}	228.802 {447}
Units	ppm	ppm	ppm	ppm	ppm	ppm	ppm	ppm	ppm
Avg	**.00020**	**.10563**	**-.00139**	**.07924**	**.05529**	**-.00015**	**-.00152**	**123.90**	**.00026**
Stddev	.00000	.00271	.00707	.00147	.00047	.00003	.00330	.76	.00010
%RSD	1.3581	2.5641	507.94	1.8529	.85092	19.636	216.84	.61579	39.718
#1	.00020	.10372	-.00639	.07820	.05495	-.00013	.00081	123.36	.00034
#2	.00019	.10755	.00361	.08027	.05562	-.00017	-.00385	124.44	.00019
Check ?	Chk Pass	Chk Pass	Chk Pass	Chk Pass	Chk Pass	Chk Pass	Chk Pass	Chk Pass	Chk Pass
High Limit									
Low Limit									

Elem	Co2286	Cr2055	Cu3247	Fe2599	K_7664	Li6707	Mg2790	Mn2576	Mo2020
Line	228.616 {447}	205.560 {464}	324.754 {104}	259.940 {130}	766.490 { 44}	670.784 { 50}	279.079 {121}2	257.610 {131}	202.030 {467}
Units	ppm	ppm	ppm	ppm	ppm	ppm	ppm	ppm	ppm
Avg	**.00010**	W **.22004**	**.00124**	**.23709**	**3.3991**	**.03349**	**26.744**	**5.2158**	**.00083**
Stddev	.00021	.00387	.00007	.00067	.0698	.00093	.288	.0567	.00050
%RSD	209.94	1.7577	5.3342	.28300	2.0520	2.7710	1.0778	1.0878	60.344
#1	.00025	.21730	.00129	.23662	3.3497	.03284	26.540	5.1756	.00047
#2	-.00005	.22277	.00120	.23757	3.4484	.03415	26.947	5.2559	.00118
Check ?	Chk Pass	Chk Warn	Chk Pass	Chk Pass	Chk Pass	Chk Pass	Chk Pass	Chk Pass	Chk Pass
High Limit		.10000							
Low Limit		-.01000							

Elem	Na8183	Ni2316	P_1782	Pb2203	S_1820	Sb2068	Se1960	Si2881	Sn1899
Line	818.326 { 41}	231.604 {446}	178.284 {489}	220.353 {453}	182.034 {485}	206.833 {463}	196.090 {472}	288.158 {117}	189.989 {477}
Units	ppm	ppm	ppm	ppm	ppm	ppm	ppm	ppm	ppm
Avg	**47.878**	**.01728**	**.00735**	**-.00089**	**36.884**	**-.00293**	**-.00008**	**11.490**	**.00182**
Stddev	.116	.00031	.00022	.00119	.753	.00320	.00082	.094	.00146
%RSD	.24168	1.7838	2.9683	133.73	2.0417	109.37	1031.0	.82121	80.332
#1	47.796	.01706	.00719	-.00174	36.352	-.00066	-.00066	11.423	.00079
#2	47.959	.01750	.00750	-.00005	37.417	-.00519	.00050	11.556	.00286
Check ?	Chk Pass	Chk Pass	Chk Pass	Chk Pass	Chk Pass	Chk Pass	Chk Pass	Chk Pass	Chk Pass
High Limit									
Low Limit									

Elem	Sr4077	Th2837	Ti3349	Tl1908	U_3701	V_2924	Zn2062	Zr3391
Line	407.771 { 83}	283.730 {119}	334.904 {101}	190.856 {477}	370.152 { 91}	292.402 {115}	206.200 {163}	339.198 { 99}
Units	ppm	ppm	ppm	ppm	ppm	ppm	ppm	ppm
Avg	**1.1167**	**-.00417**	**.00479**	**-.00237**	**.01518**	**.00273**	**.00102**	**.00114**
Stddev	.0097	.00087	.00115	.00107	.00152	.00098	.00084	.00042
%RSD	.86988	20.799	23.889	45.385	10.023	35.981	82.456	36.600
#1	1.1099	-.00479	.00398	-.00313	.01410	.00203	.00161	.00085
#2	1.1236	-.00356	.00560	-.00161	.01625	.00342	.00042	.00144
Check ?	Chk Pass	Chk Pass	Chk Pass	Chk Pass	Chk Pass	Chk Pass	Chk Pass	Chk Pass
High Limit								
Low Limit								

Int. Std.	Y_2243	Y_3600	Y_3774
Line	224.306 {450}	360.073 { 94}	377.433 { 89}
Units	Cts/S	Cts/S	Cts/S
Avg	**1484.9**	**31228.**	**6136.3**
Stddev	3.1	60.	19.3
%RSD	.20903	.19309	.31531
#1	1487.1	31270.	6122.6
#2	1482.7	31185.	6150.0

Sample Name: 280-83196-A-4-A@10 Acquired: 5/20/2016 17:09:05 Type: Unk
Method: 6500_026(v10) Mode: CONC Corr. Factor: 1.000000
User: kellyca Custom ID1: Custom ID2: Custom ID3:
Comment: 325566 6010c q4 (Mn)

Elem	Ag3280	Al1670	As1890	B_2089	Ba4554	Be3130	Bi2230	Ca3179	Cd2288
Line	328.068 {103}	167.079 {502}	189.042 {478}	208.959 {461}	455.403 { 74}	313.042 {108}	223.061 {451}	317.933 {106}	228.802 {447}
Units	ppm	ppm	ppm	ppm	ppm	ppm	ppm	ppm	ppm
Avg	**.00038**	**.00514**	**-.00582**	**.01229**	**.00822**	**-.00006**	**.00349**	**27.837**	**.00014**
Stddev	.00031	.00060	.00516	.00057	.00002	.00001	.00194	.074	.00024
%RSD	80.233	11.757	88.687	4.6250	.23772	16.283	55.700	.26456	175.09
#1	.00060	.00557	-.00217	.01270	.00821	-.00005	.00487	27.785	-.00003
#2	.00016	.00471	-.00947	.01189	.00823	-.00006	.00212	27.889	.00030
Check ?	Chk Pass	Chk Pass	Chk Pass	Chk Pass	Chk Pass	Chk Pass	Chk Pass	Chk Pass	Chk Pass
High Limit									
Low Limit									

Elem	Co2286	Cr2055	Cu3247	Fe2599	K_7664	Li6707	Mg2790	Mn2576	Mo2020
Line	228.616 {447}	205.560 {464}	324.754 {104}	259.940 {130}	766.490 { 44}	670.784 { 50}	279.079 {121}2	257.610 {131}	202.030 {467}
Units	ppm	ppm	ppm	ppm	ppm	ppm	ppm	ppm	ppm
Avg	**-.00012**	**.02027**	**-.00010**	**.04621**	**.73627**	**.00246**	**5.5209**	**3.9213**	**.00000**
Stddev	.00005	.00039	.00060	.00149	.01435	.00070	.0204	.0006	.00025
%RSD	39.101	1.9370	593.18	3.2184	1.9493	28.447	.36976	.01499	6178.8
#1	-.00009	.02055	.00032	.04727	.74642	.00295	5.5065	3.9209	.00018
#2	-.00016	.01999	-.00052	.04516	.72612	.00196	5.5353	3.9217	-.00017
Check ?	Chk Pass	Chk Pass	Chk Pass	Chk Pass	Chk Pass	Chk Pass	Chk Pass	Chk Pass	Chk Pass
High Limit									
Low Limit									

Elem	Na8183	Ni2316	P_1782	Pb2203	S_1820	Sb2068	Se1960	Si2881	Sn1899
Line	818.326 { 41}	231.604 {446}	178.284 {489}	220.353 {453}	182.034 {485}	206.833 {463}	196.090 {472}	288.158 {117}	189.989 {477}
Units	ppm	ppm	ppm	ppm	ppm	ppm	ppm	ppm	ppm
Avg	**13.510**	**.00336**	**-.00060**	**.00018**	**6.9431**	**.00160**	**-.00117**	**1.5503**	**-.00010**
Stddev	.003	.00037	.00054	.00032	.0149	.00065	.00820	.0029	.00133
%RSD	.02198	10.914	90.978	176.70	.21476	40.635	698.15	.18356	1396.2
#1	13.512	.00362	-.00098	.00040	6.9325	.00206	-.00697	1.5482	.00085
#2	13.508	.00310	-.00021	-.00004	6.9536	.00114	.00462	1.5523	-.00104
Check ?	Chk Pass	Chk Pass	Chk Pass	Chk Pass	Chk Pass	Chk Pass	Chk Pass	Chk Pass	Chk Pass
High Limit									
Low Limit									

Elem	Sr4077	Th2837	Ti3349	Tl1908	U_3701	V_2924	Zn2062	Zr3391
Line	407.771 { 83}	283.730 {119}	334.904 {101}	190.856 {477}	370.152 { 91}	292.402 {115}	206.200 {163}	339.198 { 99}
Units	ppm	ppm	ppm	ppm	ppm	ppm	ppm	ppm
Avg	**.18678**	**-.00415**	**.00008**	**-.00226**	**.01897**	**.00033**	**-.00024**	**.00097**
Stddev	.00110	.00082	.00002	.00136	.01291	.00021	.00100	.00013
%RSD	.58664	19.747	27.432	59.981	68.074	62.655	426.39	13.703
#1	.18600	-.00357	.00006	-.00130	.02810	.00048	.00047	.00106
#2	.18755	-.00472	.00009	-.00322	.00984	.00018	-.00095	.00087
Check ?	Chk Pass	Chk Pass	Chk Pass	Chk Pass	Chk Pass	Chk Pass	Chk Pass	Chk Pass
High Limit								
Low Limit								

Int. Std.	Y_2243	Y_3600	Y_3774
Line	224.306 {450}	360.073 { 94}	377.433 { 89}
Units	Cts/S	Cts/S	Cts/S
Avg	**1558.0**	**32394.**	**6099.0**
Stddev	.7	16.	1.0
%RSD	.04496	.04855	.01616
#1	1558.4	32405.	6098.3
#2	1557.5	32382.	6099.7

Sample Name: 280-83196-A-5-A@10 Acquired: 5/20/2016 17:11:48 Type: Unk
Method: 6500_026(v10) Mode: CONC Corr. Factor: 1.000000
User: kellyca Custom ID1: Custom ID2: Custom ID3:
Comment: 325566 6010c q4 (Mn)

Elem	Ag3280	Al1670	As1890	B_2089	Ba4554	Be3130	Bi2230	Ca3179	Cd2288
Line	328.068 {103}	167.079 {502}	189.042 {478}	208.959 {461}	455.403 { 74}	313.042 {108}	223.061 {451}	317.933 {106}	228.802 {447}
Units	ppm	ppm	ppm	ppm	ppm	ppm	ppm	ppm	ppm
Avg	**.00031**	**.00622**	**-.00134**	**.01281**	**.00817**	**-.00015**	**.00157**	**27.724**	**.00004**
Stddev	.00017	.00101	.00162	.00038	.00002	.00003	.00358	.047	.00017
%RSD	54.108	16.209	120.96	2.9797	.25799	21.578	227.69	.17127	467.97
#1	.00043	.00550	-.00019	.01254	.00816	-.00018	.00410	27.691	.00015
#2	.00019	.00693	-.00249	.01308	.00819	-.00013	-.00096	27.758	-.00008
Check ?	Chk Pass	Chk Pass	Chk Pass	Chk Pass	Chk Pass	Chk Pass	Chk Pass	Chk Pass	Chk Pass
High Limit									
Low Limit									

Elem	Co2286	Cr2055	Cu3247	Fe2599	K_7664	Li6707	Mg2790	Mn2576	Mo2020
Line	228.616 {447}	205.560 {464}	324.754 {104}	259.940 {130}	766.490 { 44}	670.784 { 50}	279.079 {121}2	257.610 {131}	202.030 {467}
Units	ppm	ppm	ppm	ppm	ppm	ppm	ppm	ppm	ppm
Avg	**-.00014**	**.02022**	**-.00031**	**.04416**	**.73053**	**.00303**	**5.5135**	**3.7956**	**-.00013**
Stddev	.00042	.00002	.00006	.00308	.01782	.00069	.0109	.0092	.00003
%RSD	310.51	.10903	21.086	6.9745	2.4396	22.847	.19690	.24234	20.321
#1	-.00044	.02021	-.00035	.04198	.71792	.00352	5.5211	3.8021	-.00015
#2	.00016	.02024	-.00026	.04634	.74313	.00254	5.5058	3.7891	-.00011
Check ?	Chk Pass	Chk Pass	Chk Pass	Chk Pass	Chk Pass	Chk Pass	Chk Pass	Chk Pass	Chk Pass
High Limit									
Low Limit									

Elem	Na8183	Ni2316	P_1782	Pb2203	S_1820	Sb2068	Se1960	Si2881	Sn1899
Line	818.326 { 41}	231.604 {446}	178.284 {489}	220.353 {453}	182.034 {485}	206.833 {463}	196.090 {472}	288.158 {117}	189.989 {477}
Units	ppm	ppm	ppm	ppm	ppm	ppm	ppm	ppm	ppm
Avg	**13.298**	**.00292**	**-.00207**	**-.00190**	**6.9365**	**-.00024**	**-.00076**	**1.5571**	**.00010**
Stddev	.165	.00034	.00082	.00160	.0176	.00280	.00295	.0026	.00099
%RSD	1.2394	11.487	39.504	84.053	.25339	1192.6	387.65	.16424	961.23
#1	13.182	.00268	-.00149	-.00304	6.9489	-.00222	.00133	1.5553	.00080
#2	13.415	.00316	-.00264	-.00077	6.9241	.00175	-.00285	1.5589	-.00060
Check ?	Chk Pass	Chk Pass	Chk Pass	Chk Pass	Chk Pass	Chk Pass	Chk Pass	Chk Pass	Chk Pass
High Limit									
Low Limit									

Elem	Sr4077	Th2837	Ti3349	Tl1908	U_3701	V_2924	Zn2062	Zr3391
Line	407.771 { 83}	283.730 {119}	334.904 {101}	190.856 {477}	370.152 { 91}	292.402 {115}	206.200 {163}	339.198 { 99}
Units	ppm	ppm	ppm	ppm	ppm	ppm	ppm	ppm
Avg	**.18629**	**-.00208**	**.00095**	**-.00130**	**.01942**	**-.00003**	**.00146**	**-.00010**
Stddev	.00020	.00103	.00032	.00146	.00616	.00006	.00090	.00022
%RSD	.10970	49.259	33.666	112.02	31.705	199.14	61.478	213.31
#1	.18615	-.00136	.00118	-.00027	.02377	.00001	.00209	-.00026
#2	.18643	-.00281	.00073	-.00234	.01507	-.00007	.00082	.00005
Check ?	Chk Pass	Chk Pass	Chk Pass	Chk Pass	Chk Pass	Chk Pass	Chk Pass	Chk Pass
High Limit								
Low Limit								

Int. Std.	Y_2243	Y_3600	Y_3774
Line	224.306 {450}	360.073 { 94}	377.433 { 89}
Units	Cts/S	Cts/S	Cts/S
Avg	**1554.2**	**32294.**	**6087.5**
Stddev	2.7	69.	3.0
%RSD	.17500	.21336	.04971
#1	1556.1	32245.	6085.3
#2	1552.3	32343.	6089.6

Sample Name: 280-83196-A-6-A@10 Acquired: 5/20/2016 17:14:31 Type: Unk
Method: 6500_026(v10) Mode: CONC Corr. Factor: 1.000000
User: kellyca Custom ID1: Custom ID2: Custom ID3:
Comment: 325566 6010c q4 (Mn)

Elem	Ag3280	Al1670	As1890	B_2089	Ba4554	Be3130	Bi2230	Ca3179	Cd2288
Line	328.068 {103}	167.079 {502}	189.042 {478}	208.959 {461}	455.403 { 74}	313.042 {108}	223.061 {451}	317.933 {106}	228.802 {447}
Units	ppm	ppm	ppm	ppm	ppm	ppm	ppm	ppm	ppm
Avg	**.00016**	**.00390**	**-.00428**	**.01673**	**.01310**	**-.00011**	**-.00071**	**25.053**	**-.00006**
Stddev	.00060	.00013	.00004	.00070	.00003	.00001	.00189	.106	.00039
%RSD	370.61	3.2961	.87902	4.1745	.25474	8.0161	263.77	.42302	687.13
#1	.00058	.00381	-.00430	.01624	.01308	-.00010	.00062	24.978	-.00033
#2	-.00026	.00400	-.00425	.01722	.01313	-.00011	-.00205	25.128	.00022
Check ?	Chk Pass	Chk Pass	Chk Pass	Chk Pass	Chk Pass	Chk Pass	Chk Pass	Chk Pass	Chk Pass
High Limit									
Low Limit									

Elem	Co2286	Cr2055	Cu3247	Fe2599	K_7664	Li6707	Mg2790	Mn2576	Mo2020
Line	228.616 {447}	205.560 {464}	324.754 {104}	259.940 {130}	766.490 { 44}	670.784 { 50}	279.079 {121}2	257.610 {131}	202.030 {467}
Units	ppm	ppm	ppm	ppm	ppm	ppm	ppm	ppm	ppm
Avg	**-.00025**	**.03864**	**-.00056**	**.03771**	**.71777**	**.00339**	**5.0569**	**3.9138**	**-.00012**
Stddev	.00050	.00016	.00037	.00019	.01763	.00056	.0118	.0021	.00035
%RSD	195.48	.42265	66.158	.49991	2.4567	16.419	.23427	.05340	279.39
#1	.00010	.03876	-.00030	.03758	.70530	.00300	5.0652	3.9152	-.00037
#2	-.00060	.03852	-.00082	.03785	.73024	.00379	5.0485	3.9123	.00012
Check ?	Chk Pass	Chk Pass	Chk Pass	Chk Pass	Chk Pass	Chk Pass	Chk Pass	Chk Pass	Chk Pass
High Limit									
Low Limit									

Elem	Na8183	Ni2316	P_1782	Pb2203	S_1820	Sb2068	Se1960	Si2881	Sn1899
Line	818.326 { 41}	231.604 {446}	178.284 {489}	220.353 {453}	182.034 {485}	206.833 {463}	196.090 {472}	288.158 {117}	189.989 {477}
Units	ppm	ppm	ppm	ppm	ppm	ppm	ppm	ppm	ppm
Avg	**13.506**	**.00163**	**-.00078**	**-.00115**	**6.8327**	**-.00232**	**.00555**	**1.7222**	**.00024**
Stddev	.030	.00018	.00254	.00162	.0440	.00151	.00108	.0074	.00093
%RSD	.21870	11.287	326.83	140.77	.64329	64.975	19.425	.42780	382.21
#1	13.485	.00150	.00102	-.00001	6.8638	-.00125	.00479	1.7170	-.00041
#2	13.527	.00176	-.00258	-.00230	6.8017	-.00338	.00632	1.7274	.00090
Check ?	Chk Pass	Chk Pass	Chk Pass	Chk Pass	Chk Pass	Chk Pass	Chk Pass	Chk Pass	Chk Pass
High Limit									
Low Limit									

Elem	Sr4077	Th2837	Ti3349	Tl1908	U_3701	V_2924	Zn2062	Zr3391
Line	407.771 { 83}	283.730 {119}	334.904 {101}	190.856 {477}	370.152 { 91}	292.402 {115}	206.200 {163}	339.198 { 99}
Units	ppm	ppm	ppm	ppm	ppm	ppm	ppm	ppm
Avg	**.18963**	**-.00214**	**.00049**	**-.00067**	**.01426**	**.00004**	**.00206**	**.00017**
Stddev	.00108	.00065	.00006	.00089	.00097	.00042	.00065	.00045
%RSD	.56985	30.497	12.159	133.31	6.8241	1076.3	31.617	270.78
#1	.18887	-.00260	.00044	-.00004	.01357	.00034	.00253	-.00015
#2	.19040	-.00168	.00053	-.00129	.01495	-.00026	.00160	.00048
Check ?	Chk Pass	Chk Pass	Chk Pass	Chk Pass	Chk Pass	Chk Pass	Chk Pass	Chk Pass
High Limit								
Low Limit								

Int. Std.	Y_2243	Y_3600	Y_3774
Line	224.306 {450}	360.073 { 94}	377.433 { 89}
Units	Cts/S	Cts/S	Cts/S
Avg	**1557.2**	**32176.**	**5986.7**
Stddev	5.0	64.	8.5
%RSD	.31944	.19904	.14265
#1	1553.7	32131.	5992.7
#2	1560.7	32221.	5980.6

Sample Name: 280-83196-A-7-A@25 Acquired: 5/20/2016 17:17:14 Type: Unk
Method: 6500_026(v10) Mode: CONC Corr. Factor: 1.000000
User: kellyca Custom ID1: Custom ID2: Custom ID3:
Comment: 325566 6010c q4 (Mn)

Elem	Ag3280	Al1670	As1890	B_2089	Ba4554	Be3130	Bi2230	Ca3179	Cd2288
Line	328.068 {103}	167.079 {502}	189.042 {478}	208.959 {461}	455.403 { 74}	313.042 {108}	223.061 {451}	317.933 {106}	228.802 {447}
Units	ppm	ppm	ppm	ppm	ppm	ppm	ppm	ppm	ppm
Avg	**.00039**	**.01006**	**-.00381**	**.00452**	**.00410**	**-.00006**	**-.00053**	**11.827**	**-.00003**
Stddev	.00003	.00029	.00016	.00040	.00008	.00002	.00097	.025	.00009
%RSD	8.6393	2.9189	4.2817	8.9182	2.0600	32.303	181.35	.21140	285.36
#1	.00041	.00985	-.00392	.00423	.00404	-.00008	-.00122	11.845	.00003
#2	.00037	.01027	-.00369	.00480	.00416	-.00005	.00015	11.810	-.00009
Check ?	Chk Pass	Chk Pass	Chk Pass	Chk Pass	Chk Pass	Chk Pass	Chk Pass	Chk Pass	Chk Pass
High Limit									
Low Limit									

Elem	Co2286	Cr2055	Cu3247	Fe2599	K_7664	Li6707	Mg2790	Mn2576	Mo2020
Line	228.616 {447}	205.560 {464}	324.754 {104}	259.940 {130}	766.490 { 44}	670.784 { 50}	279.079 {121}2	257.610 {131}	202.030 {467}
Units	ppm	ppm	ppm	ppm	ppm	ppm	ppm	ppm	ppm
Avg	**-.00020**	**.03167**	**.00009**	**.03685**	**.29046**	**.00091**	**2.3345**	**6.4973**	**-.00019**
Stddev	.00013	.00027	.00030	.00011	.01446	.00006	.0113	.0134	.00041
%RSD	65.624	.84279	354.81	.31069	4.9771	6.8618	.48291	.20571	215.49
#1	-.00011	.03186	.00030	.03693	.30069	.00096	2.3425	6.5067	-.00048
#2	-.00029	.03149	-.00013	.03677	.28024	.00087	2.3265	6.4878	.00010
Check ?	Chk Pass	Chk Pass	Chk Pass	Chk Pass	Chk Pass	Chk Pass	Chk Pass	Chk Pass	Chk Pass
High Limit									
Low Limit									

Elem	Na5895	Ni2316	P_1782	Pb2203	S_1820	Sb2068	Se1960	Si2881	Sn1899
Line	589.592 { 57}	231.604 {446}	178.284 {489}	220.353 {453}	182.034 {485}	206.833 {463}	196.090 {472}	288.158 {117}	189.989 {477}
Units	ppm	ppm	ppm	ppm	ppm	ppm	ppm	ppm	ppm
Avg	**4.9945**	**.00175**	**-.00311**	**-.00056**	**2.9739**	**.00019**	**-.00070**	**.58311**	**.00123**
Stddev	.0124	.00008	.00045	.00212	.0066	.00104	.00882	.00151	.00011
%RSD	.24729	4.3212	14.441	381.34	.22040	536.68	1256.1	.25850	9.2335
#1	4.9858	.00181	-.00343	-.00205	2.9693	-.00054	.00554	.58417	.00131
#2	5.0032	.00170	-.00279	.00094	2.9785	.00093	-.00694	.58204	.00115
Check ?	Chk Pass	Chk Pass	Chk Pass	Chk Pass	Chk Pass	Chk Pass	Chk Pass	Chk Pass	Chk Pass
High Limit									
Low Limit									

Elem	Sr4077	Th2837	Ti3349	Tl1908	U_3701	V_2924	Zn2062	Zr3391
Line	407.771 { 83}	283.730 {119}	334.904 {101}	190.856 {477}	370.152 { 91}	292.402 {115}	206.200 {163}	339.198 { 99}
Units	ppm	ppm	ppm	ppm	ppm	ppm	ppm	ppm
Avg	**.08336**	**-.00211**	**.00021**	**-.00269**	**.00817**	**-.00086**	**.00232**	**.00123**
Stddev	.00012	.00012	.00017	.00186	.00559	.00040	.00066	.00093
%RSD	.14634	5.6738	81.168	69.122	68.449	46.780	28.351	76.074
#1	.08327	-.00203	.00032	-.00400	.01213	-.00057	.00186	.00057
#2	.08344	-.00220	.00009	-.00138	.00422	-.00114	.00279	.00189
Check ?	Chk Pass	Chk Pass	Chk Pass	Chk Pass	Chk Pass	Chk Pass	Chk Pass	Chk Pass
High Limit								
Low Limit								

Int. Std.	Y_2243	Y_3600	Y_3774
Line	224.306 {450}	360.073 { 94}	377.433 { 89}
Units	Cts/S	Cts/S	Cts/S
Avg	**1572.8**	**33184.**	**6046.4**
Stddev	4.2	24.	1.3
%RSD	.27005	.07116	.02072
#1	1575.8	33167.	6045.5
#2	1569.8	33200.	6047.3

Sample Name: 280-83196-A-8-A@20 Acquired: 5/20/2016 17:19:58 Type: Unk
Method: 6500_026(v10) Mode: CONC Corr. Factor: 1.000000
User: kellyca Custom ID1: Custom ID2: Custom ID3:
Comment: 325566 6010c q4 (Mn)

Elem	Ag3280	Al1670	As1890	B_2089	Ba4554	Be3130	Bi2230	Ca3179	Cd2288
Line	328.068 {103}	167.079 {502}	189.042 {478}	208.959 {461}	455.403 { 74}	313.042 {108}	223.061 {451}	317.933 {106}	228.802 {447}
Units	ppm	ppm	ppm	ppm	ppm	ppm	ppm	ppm	ppm
Avg	**.00049**	**.10277**	**.00094**	**.00677**	**.00673**	**-.00016**	**.00098**	**13.263**	**.00000**
Stddev	.00047	.00169	.00927	.00008	.00005	.00003	.00199	.113	.00052
%RSD	97.087	1.6400	982.66	1.2140	.67128	17.029	202.32	.85078	117150.
#1	.00015	.10396	.00749	.00683	.00676	-.00018	-.00042	13.343	-.00037
#2	.00082	.10158	-.00561	.00671	.00670	-.00014	.00239	13.183	.00037
Check ?	Chk Pass	Chk Pass	Chk Pass	Chk Pass	Chk Pass	Chk Pass	Chk Pass	Chk Pass	Chk Pass
High Limit									
Low Limit									

Elem	Co2286	Cr2055	Cu3247	Fe2599	K_7664	Li6707	Mg2790	Mn2576	Mo2020
Line	228.616 {447}	205.560 {464}	324.754 {104}	259.940 {130}	766.490 { 44}	670.784 { 50}	279.079 {121}2	257.610 {131}	202.030 {467}
Units	ppm	ppm	ppm	ppm	ppm	ppm	ppm	ppm	ppm
Avg	**-.00026**	**.03928**	**-.00037**	**.12493**	**.45672**	**.00257**	**2.7623**	**4.2855**	**.00022**
Stddev	.00001	.00038	.00049	.00198	.01389	.00052	.0117	.0081	.00012
%RSD	5.1516	.96910	131.39	1.5879	3.0407	20.131	.42513	.18806	54.641
#1	-.00027	.03901	-.00071	.12633	.44690	.00294	2.7540	4.2798	.00013
#2	-.00025	.03955	-.00003	.12352	.46654	.00220	2.7706	4.2912	.00030
Check ?	Chk Pass	Chk Pass	Chk Pass	Chk Pass	Chk Pass	Chk Pass	Chk Pass	Chk Pass	Chk Pass
High Limit									
Low Limit									

Elem	Na5895	Ni2316	P_1782	Pb2203	S_1820	Sb2068	Se1960	Si2881	Sn1899
Line	589.592 { 57}	231.604 {446}	178.284 {489}	220.353 {453}	182.034 {485}	206.833 {463}	196.090 {472}	288.158 {117}	189.989 {477}
Units	ppm	ppm	ppm	ppm	ppm	ppm	ppm	ppm	ppm
Avg	**5.5078**	**.00446**	**.00198**	**.00054**	**3.3898**	**.00000**	**.00843**	**1.1250**	**.00105**
Stddev	.0372	.00008	.00127	.00163	.0227	.00080	.00099	.0206	.00110
%RSD	.67544	1.8843	64.206	299.76	.67124	81120.	11.729	1.8288	104.60
#1	5.5341	.00440	.00288	-.00061	3.4058	-.00056	.00773	1.1396	.00027
#2	5.4815	.00452	.00108	.00169	3.3737	.00056	.00912	1.1105	.00182
Check ?	Chk Pass	Chk Pass	Chk Pass	Chk Pass	Chk Pass	Chk Pass	Chk Pass	Chk Pass	Chk Pass
High Limit									
Low Limit									

Elem	Sr4077	Th2837	Ti3349	Tl1908	U_3701	V_2924	Zn2062	Zr3391
Line	407.771 { 83}	283.730 {119}	334.904 {101}	190.856 {477}	370.152 { 91}	292.402 {115}	206.200 {163}	339.198 { 99}
Units	ppm	ppm	ppm	ppm	ppm	ppm	ppm	ppm
Avg	**.14564**	**-.00310**	**.00483**	**-.00238**	**.01700**	**.00022**	**.00219**	**.00090**
Stddev	.00110	.00220	.00023	.00043	.02326	.00048	.00077	.00043
%RSD	.75844	70.811	4.8211	18.079	136.84	219.04	35.233	48.108
#1	.14642	-.00466	.00499	-.00268	.03345	-.00012	.00164	.00121
#2	.14486	-.00155	.00466	-.00207	.00055	.00056	.00273	.00060
Check ?	Chk Pass	Chk Pass	Chk Pass	Chk Pass	Chk Pass	Chk Pass	Chk Pass	Chk Pass
High Limit								
Low Limit								

Int. Std.	Y_2243	Y_3600	Y_3774
Line	224.306 {450}	360.073 { 94}	377.433 { 89}
Units	Cts/S	Cts/S	Cts/S
Avg	**1569.0**	**32579.**	**6096.0**
Stddev	1.0	68.	30.3
%RSD	.06293	.20794	.49639
#1	1568.3	32627.	6074.6
#2	1569.7	32531.	6117.3

Sample Name: 280-83196-A-9-A@2 Acquired: 5/20/2016 17:22:42 Type: Unk
Method: 6500_026(v10) Mode: CONC Corr. Factor: 1.000000
User: kellyca Custom ID1: Custom ID2: Custom ID3:
Comment: 325566 6010c q4 (Mn)

Elem	Ag3280	Al1670	As1890	B_2089	Ba4554	Be3130	Bi2230	Ca3179	Cd2288
Line	328.068 {103}	167.079 {502}	189.042 {478}	208.959 {461}	455.403 { 74}	313.042 {108}	223.061 {451}	317.933 {106}	228.802 {447}
Units	ppm	ppm	ppm	ppm	ppm	ppm	ppm	ppm	ppm
Avg	**-.00029**	**.07323**	**.00120**	**.08434**	**.07178**	**-.00008**	**-.00216**	**145.35**	**.00008**
Stddev	.00092	.00213	.00139	.00328	.00134	.00003	.00405	3.77	.00003
%RSD	317.59	2.9135	115.67	3.8907	1.8665	33.511	187.84	2.5952	37.800
#1	.00036	.07172	.00219	.08202	.07083	-.00006	.00071	142.68	.00010
#2	-.00094	.07473	.00022	.08666	.07272	-.00010	-.00502	148.01	.00006
Check ?	Chk Pass	Chk Pass	Chk Pass	Chk Pass	Chk Pass	Chk Pass	Chk Pass	Chk Pass	Chk Pass
High Limit									
Low Limit									

Elem	Co2286	Cr2055	Cu3247	Fe2599	K_7664	Li6707	Mg2790	Mn2576	Mo2020
Line	228.616 {447}	205.560 {464}	324.754 {104}	259.940 {130}	766.490 { 44}	670.784 { 50}	279.079 {121}2	257.610 {131}	202.030 {467}
Units	ppm	ppm	ppm	ppm	ppm	ppm	ppm	ppm	ppm
Avg	**.00007**	W **.15965**	**.00070**	**.18616**	**3.6720**	**.01760**	**29.859**	**4.6768**	**.00005**
Stddev	.00028	.00369	.00011	.00158	.0951	.00103	.529	.0613	.00005
%RSD	411.21	2.3111	16.413	.85119	2.5911	5.8382	1.7718	1.3116	106.57
#1	-.00013	.15704	.00062	.18504	3.6047	.01688	29.485	4.6334	.00008
#2	.00027	.16226	.00078	.18728	3.7393	.01833	30.233	4.7201	.00001
Check ?	Chk Pass	Chk Warn	Chk Pass	Chk Pass	Chk Pass	Chk Pass	Chk Pass	Chk Pass	Chk Pass
High Limit		.10000							
Low Limit		-.01000							

Elem	Na8183	Ni2316	P_1782	Pb2203	S_1820	Sb2068	Se1960	Si2881	Sn1899
Line	818.326 { 41}	231.604 {446}	178.284 {489}	220.353 {453}	182.034 {485}	206.833 {463}	196.090 {472}	288.158 {117}	189.989 {477}
Units	ppm	ppm	ppm	ppm	ppm	ppm	ppm	ppm	ppm
Avg	**71.973**	**.01473**	**-.00210**	**-.00022**	**41.191**	**.00135**	**.00721**	**8.3236**	**-.00016**
Stddev	1.347	.00052	.00008	.00009	1.118	.00168	.00432	.1583	.00019
%RSD	1.8719	3.5651	3.6986	41.045	2.7148	125.03	59.921	1.9020	123.46
#1	71.021	.01435	-.00205	-.00028	40.400	.00254	.00416	8.2116	-.00002
#2	72.926	.01510	-.00215	-.00016	41.982	.00016	.01027	8.4355	-.00029
Check ?	Chk Pass	Chk Pass	Chk Pass	Chk Pass	Chk Pass	Chk Pass	Chk Pass	Chk Pass	Chk Pass
High Limit									
Low Limit									

Elem	Sr4077	Th2837	Ti3349	Tl1908	U_3701	V_2924	Zn2062	Zr3391
Line	407.771 { 83}	283.730 {119}	334.904 {101}	190.856 {477}	370.152 { 91}	292.402 {115}	206.200 {163}	339.198 { 99}
Units	ppm	ppm	ppm	ppm	ppm	ppm	ppm	ppm
Avg	**.93131**	**-.00449**	**.00277**	**-.00063**	**-.00027**	**.00409**	**-.00047**	**.00019**
Stddev	.01777	.00118	.00018	.00399	.00334	.00007	.00111	.00047
%RSD	1.9077	26.366	6.6865	629.25	1243.2	1.7982	234.75	249.49
#1	.91875	-.00532	.00264	.00219	.00209	.00404	-.00126	.00052
#2	.94387	-.00365	.00290	-.00345	-.00263	.00414	.00031	-.00014
Check ?	Chk Pass	Chk Pass	Chk Pass	Chk Pass	Chk Pass	Chk Pass	Chk Pass	Chk Pass
High Limit								
Low Limit								

Int. Std.	Y_2243	Y_3600	Y_3774
Line	224.306 {450}	360.073 { 94}	377.433 { 89}
Units	Cts/S	Cts/S	Cts/S
Avg	**1470.9**	**30425.**	**5949.9**
Stddev	6.2	95.	112.1
%RSD	.42340	.31349	1.8842
#1	1475.3	30492.	6029.2
#2	1466.5	30357.	5870.6

Sample Name: ccvh-3900196 Acquired: 5/20/2016 17:25:25 Type: QC
Method: 6500_026(v10) Mode: CONC Corr. Factor: 1.000000
User: kellyca Custom ID1: Custom ID2: Custom ID3:
Comment:

Elem	Ag3280	Al3092	As1890	B_2089	Ba4554	Be3130	Bi2230	Ca3179	Cd2288	Co2286	Cr2055	Cu3247	Fe2714
Units	ppm	ppm	ppm	ppm	ppm	ppm	ppm	ppm	ppm	ppm	ppm	ppm	ppm
Avg	**-.00159**	**47.454**	**-.00267**	**.00155**	**.00011**	**-.00034**	**1.0299**	**-.04050**	**-.00112**	**.00281**	**-.00077**	**.00624**	**48.035**
Stddev	.00018	.252	.00316	.00032	.00006	.00002	.0004	.00884	.00003	.00008	.00018	.00009	.143
%RSD	11.509	.53037	118.69	20.388	52.259	5.8640	.04224	21.836	2.7863	2.9162	22.675	1.4385	.29868
#1	-.00172	47.276	-.00043	.00178	.00007	-.00032	1.0296	-.03425	-.00114	.00287	-.00065	.00617	47.933
#2	-.00146	47.632	-.00490	.00133	.00015	-.00035	1.0302	-.04675	-.00110	.00275	-.00090	.00630	48.136
Check ?	None	Chk Pass	None	None	None	None	Chk Pass	None	None	None	None	None	Chk Pass
Value													
Range													

Elem	K_7664	Li6707	Mg2790	Mn2576	Mo2020	Na8183	Ni2316	P_1782	Pb2203	S_1820	Sb2068	Se1960	Si2881
Units	ppm	ppm	ppm	ppm	ppm	ppm	ppm	ppm	ppm	ppm	ppm	ppm	ppm
Avg	**.03957**	**-.00048**	**.14827**	**-.00019**	**-.00258**	**250.96**	**-.00037**	**.00303**	**.00179**	**4.9662**	**.00005**	**-.00311**	**-.00048**
Stddev	.00899	.00061	.00342	.00001	.00007	.67	.00010	.00231	.00111	.0070	.00047	.00137	.01067
%RSD	22.712	125.57	2.3034	3.1630	2.7712	.26594	27.334	76.317	61.955	.14019	870.52	44.180	2214.8
#1	.03322	-.00005	.14586	-.00020	-.00253	250.49	-.00044	.00139	.00258	4.9613	-.00028	-.00408	.00706
#2	.04592	-.00091	.15069	-.00019	-.00263	251.43	-.00030	.00466	.00101	4.9711	.00038	-.00214	-.00803
Check ?	None	None	None	None	None	Chk Pass	None	None	None	Chk Pass	None	None	None
Value													
Range													

Elem	Sn1899	Sr4077	Th2837	Ti3349	Tl1908	U_3701	V_2924	Zn2062	Zr3391
Units	ppm	ppm	ppm	ppm	ppm	ppm	ppm	ppm	ppm
Avg	**.00083**	**.00035**	**4.9034**	**.02557**	**-.00460**	**10.078**	**-.01644**	**-.00190**	**-.01162**
Stddev	.00229	.00001	.0083	.00007	.00374	.012	.00021	.00054	.00338
%RSD	276.36	3.6807	.16953	.26971	81.319	.12287	1.2909	28.114	29.060
#1	-.00079	.00036	4.8976	.02562	-.00196	10.070	-.01629	-.00153	-.01401
#2	.00245	.00034	4.9093	.02553	-.00725	10.087	-.01659	-.00228	-.00923
Check ?	None	None	Chk Pass	None	None	Chk Pass	None	None	None
Value									
Range									

Int. Std.	Y_2243	Y_3600	Y_3774
Units	Cts/S	Cts/S	Cts/S
Avg	**1515.4**	**30888.**	**5869.0**
Stddev	.7	5.	5.6
%RSD	.04709	.01698	.09575
#1	1514.9	30892.	5873.0
#2	1515.9	30884.	5865.0

Sample Name: ccv-3900195 Acquired: 5/20/2016 17:28:13 Type: QC
Method: 6500_026(v10) Mode: CONC Corr. Factor: 1.000000
User: kellyca Custom ID1: Custom ID2: Custom ID3:
Comment:

Elem	Ag3280	Al1670	As1890	B_2089	Ba4554	Be3130	Bi2230	Ca3179	Cd2288	Co2286	Cr2055	Cu3247	Fe2599
Units	ppm	ppm	ppm	ppm	ppm	ppm	ppm	ppm	ppm	ppm	ppm	ppm	ppm
Avg	**.48193**	**.51036**	**.99795**	**.51482**	**.48990**	**.50044**	**-.00353**	**4.9795**	**.51026**	**.51315**	**.50867**	**.48504**	**2.4910**
Stddev	.00494	.00038	.00122	.00316	.00345	.00225	.00085	.0259	.00035	.00047	.00147	.00166	.0265
%RSD	1.0252	.07493	.12203	.61312	.70350	.44880	24.198	.51983	.06916	.09198	.28803	.34132	1.0617
#1	.47844	.51063	.99881	.51259	.48746	.49885	-.00293	4.9612	.51001	.51282	.50763	.48387	2.4723
#2	.48543	.51009	.99709	.51705	.49233	.50203	-.00413	4.9978	.51051	.51349	.50971	.48621	2.5097
Check ?	Chk Pass	Chk Pass	Chk Pass	Chk Pass	Chk Pass	Chk Pass	None	Chk Pass	Chk Pass	Chk Pass	Chk Pass	Chk Pass	Chk Pass
Value													
Range													

Elem	K_7664	Li6707	Mg2790	Mn2576	Mo2020	Na5895	Ni2316	P_1782	Pb2203	S_1820	Sb2068	Se1960	Si2881
Units	ppm	ppm	ppm	ppm	ppm	ppm	ppm	ppm	ppm	ppm	ppm	ppm	ppm
Avg	**50.108**	**1.0197**	**19.384**	**.49317**	**.51167**	**5.0498**	**.50144**	**.98549**	**1.0250**	**.00866**	**1.0206**	**.99979**	**4.9813**
Stddev	.294	.0079	.028	.00175	.00193	.0363	.00067	.00829	.0044	.00255	.0048	.00287	.0413
%RSD	.58596	.77198	.14350	.35445	.37702	.71899	.13451	.84105	.42580	29.451	.47099	.28730	.82960
#1	49.901	1.0142	19.364	.49193	.51303	5.0242	.50096	.99135	1.0219	.00686	1.0172	.99776	4.9521
#2	50.316	1.0253	19.404	.49440	.51030	5.0755	.50192	.97963	1.0280	.01046	1.0240	1.0018	5.0106
Check ?	Chk Pass	Chk Pass	Chk Pass	Chk Pass	Chk Pass	Chk Pass	Chk Pass	Chk Pass	Chk Pass	None	Chk Pass	Chk Pass	Chk Pass
Value													
Range													

Elem	Sn1899	Sr4077	Th2837	Ti3349	Tl1908	U_3701	V_2924	Zn2062	Zr3391
Units	ppm	ppm	ppm	ppm	ppm	ppm	ppm	ppm	ppm
Avg	**.99752**	**.47798**	**.00141**	**.47367**	**1.0245**	**.01686**	**.47697**	**.48799**	**.49399**
Stddev	.00071	.00296	.00177	.00180	.0046	.00342	.00049	.00331	.00239
%RSD	.07107	.61889	125.76	.37915	.44543	20.313	.10176	.67922	.48450
#1	.99802	.47589	.00266	.47240	1.0213	.01928	.47731	.48564	.49230
#2	.99702	.48007	.00016	.47494	1.0277	.01444	.47663	.49033	.49568
Check ?	Chk Pass	Chk Pass	None	Chk Pass	Chk Pass	None	Chk Pass	Chk Pass	Chk Pass
Value									
Range									

Int. Std.	Y_2243	Y_3600	Y_3774
Units	Cts/S	Cts/S	Cts/S
Avg	**1551.7**	**31980.**	**6006.4**
Stddev	1.8	64.	21.3
%RSD	.11854	.20137	.35491
#1	1553.0	32025.	6021.5
#2	1550.4	31934.	5991.4

Sample Name: ccb Acquired: 5/20/2016 17:30:50 Type: QC
Method: 6500_026(v10) Mode: CONC Corr. Factor: 1.000000
User: kellyca Custom ID1: Custom ID2: Custom ID3:
Comment:

Elem	Ag3280	Al1670	As1890	B_2089	Ba4554	Be3130	Bi2230	Ca3179	Cd2288	Co2286	Cr2055	Cu3247
Units	ppm	ppm	ppm	ppm	ppm	ppm	ppm	ppm	ppm	ppm	ppm	ppm
Avg	**-.00008**	**-.00066**	**.00121**	**.00042**	**-.00002**	**-.00014**	**.00054**	**.00125**	**.00014**	**-.00059**	**.00014**	**-.00064**
Stddev	.00027	.00051	.00256	.00122	.00008	.00003	.00021	.00064	.00007	.00023	.00020	.00015
%RSD	332.60	77.227	211.68	291.32	355.83	23.288	38.902	50.901	47.216	39.103	141.16	23.433
#1	.00011	-.00103	.00302	.00128	.00004	-.00012	.00069	.00080	.00018	-.00043	.00028	-.00054
#2	-.00027	-.00030	-.00060	-.00044	-.00008	-.00017	.00039	.00170	.00009	-.00075	.00000	-.00075
Check ?	Chk Pass	Chk Pass	Chk Pass	Chk Pass	Chk Pass	Chk Pass	None	Chk Pass	Chk Pass	Chk Pass	Chk Pass	Chk Pass
High Limit												
Low Limit												

Elem	Fe2599	K_7664	Li6707	Mg2790	Mn2576	Mo2020	Na5895	Ni2316	P_1782	Pb2203	S_1820	Sb2068
Units	ppm	ppm	ppm	ppm	ppm	ppm	ppm	ppm	ppm	ppm	ppm	ppm
Avg	**.00625**	**.02429**	**-.00075**	**.00311**	W **.00025**	**.00045**	**.01358**	**-.00027**	**.00173**	**.00076**	**.00574**	**-.00061**
Stddev	.00066	.01223	.00026	.00472	.00002	.00054	.00775	.00019	.00017	.00220	.00067	.00262
%RSD	10.495	50.328	35.056	151.40	8.4816	118.45	57.098	71.227	9.6822	287.82	11.612	427.21
#1	.00671	.03294	-.00094	.00645	.00024	.00007	.01906	-.00041	.00161	-.00079	.00527	-.00247
#2	.00578	.01565	-.00057	-.00022	.00027	.00084	.00809	-.00014	.00185	.00232	.00621	.00124
Check ?	Chk Pass	Chk Pass	Chk Pass	Chk Pass	Chk Warn	Chk Pass	Chk Pass	Chk Pass	Chk Pass	Chk Pass	None	Chk Pass
High Limit					.00025							
Low Limit					-.00025							

Elem	Se1960	Si2881	Sn1899	Sr4077	Th2837	Ti3349	Tl1908	U_3701	V_2924	Zn2062	Zr3391
Units	ppm	ppm	ppm	ppm	ppm	ppm	ppm	ppm	ppm	ppm	ppm
Avg	**-.00103**	**.00857**	**.00122**	**.00008**	**-.00149**	**.00044**	**.00081**	**.02706**	**.00027**	**.00038**	**.00031**
Stddev	.00065	.00736	.00044	.00005	.00075	.00019	.00283	.03185	.00049	.00031	.00004
%RSD	63.486	85.878	36.288	65.199	50.631	43.488	348.58	117.72	178.08	81.547	11.416
#1	-.00057	.00337	.00090	.00012	-.00202	.00031	-.00119	.00453	-.00007	.00016	.00029
#2	-.00149	.01377	.00153	.00004	-.00096	.00058	.00282	.04958	.00062	.00059	.00034
Check ?	Chk Pass	Chk Pass	Chk Pass	Chk Pass	Chk Pass	Chk Pass	Chk Pass	Chk Pass	Chk Pass	Chk Pass	Chk Pass
High Limit											
Low Limit											

Int. Std.	Y_2243	Y_3600	Y_3774
Units	Cts/S	Cts/S	Cts/S
Avg	**1560.9**	**32692.**	**5966.4**
Stddev	3.0	3.	112.5
%RSD	.19172	.00917	1.8858
#1	1558.8	32695.	6046.0
#2	1563.0	32690.	5886.9

Sample Name: ccvl-3903059 Acquired: 5/20/2016 17:33:36 Type: QC
Method: 6500_026(v10) Mode: CONC Corr. Factor: 1.000000
User: kellyca Custom ID1: Custom ID2: Custom ID3:
Comment:

Elem	Ag3280	Al1670	As1890	B_2089	Ba4554	Be3130	Bi2230	Ca3179	Cd2288	Co2286	Cr2055	Cu3247
Units	ppm	ppm	ppm	ppm	ppm	ppm	ppm	ppm	ppm	ppm	ppm	ppm
Avg	**.00980**	**.10603**	**.01419**	**.10481**	**.00997**	**.00086**	**.10998**	**.20054**	**.00512**	**.01029**	**.01020**	**.01416**
Stddev	.00050	.00042	.00302	.00037	.00003	.00009	.00065	.00193	.00014	.00011	.00022	.00025
%RSD	5.0744	.40007	21.275	.35382	.33912	10.618	.59263	.96079	2.6462	1.0969	2.1417	1.7665
#1	.01015	.10573	.01206	.10507	.00994	.00080	.11044	.20190	.00503	.01037	.01004	.01434
#2	.00945	.10633	.01633	.10454	.00999	.00093	.10952	.19918	.00522	.01021	.01035	.01398
Check ?	Chk Pass	Chk Pass	Chk Pass	Chk Pass	Chk Pass	Chk Pass	Chk Pass	Chk Pass	Chk Pass	Chk Pass	Chk Pass	Chk Pass
Value												
Range												

Elem	Fe2599	K_7664	Li6707	Mg2790	Mn2576	Mo2020	Na5895	Ni2316	P_1782	Pb2203	S_1820	Sb2068
Units	ppm	ppm	ppm	ppm	ppm	ppm	ppm	ppm	ppm	ppm	ppm	ppm
Avg	F **.15713**	**3.0679**	**.00973**	**.20592**	**.01052**	**.02100**	**1.0210**	**.04193**	**2.9261**	**.00973**	**.00909**	**.02088**
Stddev	.00610	.0198	.00093	.00429	.00025	.00003	.0041	.00054	.0154	.00173	.00472	.00352
%RSD	3.8804	.64655	9.5312	2.0819	2.3537	.11994	.40523	1.2937	.52463	17.828	51.916	16.860
#1	.16145	3.0538	.00908	.20895	.01035	.02098	1.0180	.04154	2.9152	.00850	.01242	.02337
#2	.15282	3.0819	.01039	.20289	.01070	.02102	1.0239	.04231	2.9369	.01096	.00575	.01839
Check ?	Chk Fail	Chk Pass	Chk Pass	Chk Pass	Chk Pass	Chk Pass	Chk Pass	Chk Pass	Chk Pass	Chk Pass	None	Chk Pass
Value	.10000											
Range	30.000%											

Elem	Se1960	Si2881	Sn1899	Sr4077	Th2837	Ti3349	Tl1908	U_3701	V_2924	Zn2062	Zr3391
Units	ppm	ppm	ppm	ppm	ppm	ppm	ppm	ppm	ppm	ppm	ppm
Avg	**.01426**	**.49705**	**.10133**	**.00967**	**.01476**	**.00979**	**.01522**	**.07454**	**.00968**	**.01938**	**.01462**
Stddev	.00146	.02503	.00180	.00002	.00073	.00010	.00138	.01356	.00048	.00169	.00171
%RSD	10.212	5.0365	1.7760	.24146	4.9561	.99185	9.0888	18.197	4.9655	8.7021	11.721
#1	.01323	.47935	.10006	.00966	.01425	.00986	.01619	.06495	.00934	.02057	.01584
#2	.01529	.51475	.10261	.00969	.01528	.00973	.01424	.08413	.01002	.01818	.01341
Check ?	Chk Pass	Chk Pass	Chk Pass	Chk Pass	Chk Pass	Chk Pass	Chk Pass	Chk Pass	Chk Pass	Chk Pass	Chk Pass
Value											
Range											

Int. Std.	Y_2243	Y_3600	Y_3774
Units	Cts/S	Cts/S	Cts/S
Avg	**1581.3**	**32759.**	**5952.9**
Stddev	4.3	88.	15.1
%RSD	.27083	.26719	.25283
#1	1584.4	32821.	5963.5
#2	1578.3	32697.	5942.2

Sample Name: 280-83196-A-10-A Acquired: 5/20/2016 17:36:22 Type: Unk
Method: 6500_026(v10) Mode: CONC Corr. Factor: 1.000000
User: kellyca Custom ID1: Custom ID2: Custom ID3:
Comment: 325566 6010c q4 (Mn Se)

Elem	Ag3280	Al1670	As1890	B_2089	Ba4554	Be3130	Bi2230	Ca3179	Cd2288
Line	328.068 {103}	167.079 {502}	189.042 {478}	208.959 {461}	455.403 { 74}	313.042 {108}	223.061 {451}	317.933 {106}	228.802 {447}
Units	ppm	ppm	ppm	ppm	ppm	ppm	ppm	ppm	ppm
Avg	**.00063**	**.26470**	**-.00197**	**.15762**	**.06842**	**-.00001**	**.00000**	**250.33**	**.00020**
Stddev	.00007	.00406	.00463	.00014	.00057	.00005	.00148	1.15	.00008
%RSD	11.866	1.5345	234.83	.08722	.83783	344.22	57332.	.45911	42.223
#1	.00068	.26757	.00130	.15772	.06802	.00002	.00105	249.51	.00014
#2	.00058	.26182	-.00525	.15752	.06883	-.00005	-.00104	251.14	.00026
Check ?	Chk Pass	Chk Pass	Chk Pass	Chk Pass	Chk Pass	Chk Pass	Chk Pass	Chk Pass	Chk Pass
High Limit									
Low Limit									

Elem	Co2286	Cr2055	Cu3247	Fe2599	K_7664	Li6707	Mg2790	Mn2576	Mo2020
Line	228.616 {447}	205.560 {464}	324.754 {104}	259.940 {130}	766.490 { 44}	670.784 { 50}	279.079 {121}2	257.610 {131}	202.030 {467}
Units	ppm	ppm	ppm	ppm	ppm	ppm	ppm	ppm	ppm
Avg	**.00023**	W **.20248**	**.00052**	**.33366**	**6.2473**	**.03698**	**50.424**	**6.0987**	**-.00013**
Stddev	.00029	.00010	.00025	.00059	.0574	.00016	.209	.0221	.00011
%RSD	125.25	.05150	47.511	.17690	.91877	.42076	.41516	.36263	85.086
#1	.00003	.20240	.00034	.33408	6.2067	.03687	50.276	6.0830	-.00005
#2	.00044	.20255	.00069	.33324	6.2879	.03709	50.572	6.1143	-.00021
Check ?	Chk Pass	Chk Warn	Chk Pass	Chk Pass	Chk Pass	Chk Pass	Chk Pass	Chk Pass	Chk Pass
High Limit		.10000							
Low Limit		-.01000							

Elem	Na8183	Ni2316	P_1782	Pb2203	S_1820	Sb2068	Se1960	Si2881	Sn1899
Line	818.326 { 41}	231.604 {446}	178.284 {489}	220.353 {453}	182.034 {485}	206.833 {463}	196.090 {472}	288.158 {117}	189.989 {477}
Units	ppm	ppm	ppm	ppm	ppm	ppm	ppm	ppm	ppm
Avg	**117.26**	**.01679**	**.00889**	**-.00179**	**72.750**	**.00001**	**.00073**	**17.628**	**.00070**
Stddev	.75	.00086	.00054	.00071	.001	.00114	.00140	.075	.00135
%RSD	.63792	5.1138	6.1319	39.786	.00131	8097.5	193.22	.42560	191.67
#1	116.73	.01739	.00927	-.00129	72.751	.00082	-.00027	17.575	.00166
#2	117.79	.01618	.00850	-.00230	72.749	-.00079	.00172	17.682	-.00025
Check ?	Chk Pass	Chk Pass	Chk Pass	Chk Pass	Chk Pass	Chk Pass	Chk Pass	Chk Pass	Chk Pass
High Limit									
Low Limit									

Elem	Sr4077	Th2837	Ti3349	Tl1908	U_3701	V_2924	Zn2062	Zr3391
Line	407.771 { 83}	283.730 {119}	334.904 {101}	190.856 {477}	370.152 { 91}	292.402 {115}	206.200 {163}	339.198 { 99}
Units	ppm	ppm	ppm	ppm	ppm	ppm	ppm	ppm
Avg	**1.6221**	**-.00519**	**.00973**	**-.00610**	**-.00103**	**.00498**	**.00051**	**.00193**
Stddev	.0077	.00073	.00035	.00099	.02097	.00077	.00050	.00225
%RSD	.47662	14.094	3.5683	16.262	2039.2	15.459	97.989	116.44
#1	1.6166	-.00467	.00948	-.00681	.01380	.00552	.00016	.00034
#2	1.6275	-.00571	.00998	-.00540	-.01586	.00444	.00086	.00352
Check ?	Chk Pass	Chk Pass	Chk Pass	Chk Pass	Chk Pass	Chk Pass	Chk Pass	Chk Pass
High Limit								
Low Limit								

Int. Std.	Y_2243	Y_3600	Y_3774
Line	224.306 {450}	360.073 { 94}	377.433 { 89}
Units	Cts/S	Cts/S	Cts/S
Avg	**1444.4**	**30068.**	**5946.4**
Stddev	.1	156.	9.0
%RSD	.01023	.51820	.15143
#1	1444.2	30178.	5952.7
#2	1444.5	29957.	5940.0

Sample Name: 280-83196-A-11-A Acquired: 5/20/2016 17:39:05 Type: Unk
Method: 6500_026(v10) Mode: CONC Corr. Factor: 1.000000
User: kellyca Custom ID1: Custom ID2: Custom ID3:
Comment: 325566 6010c q4 (Mn Se)

Elem	Ag3280	Al1670	As1890	B_2089	Ba4554	Be3130	Bi2230	Ca3179	Cd2288
Line	328.068 {103}	167.079 {502}	189.042 {478}	208.959 {461}	455.403 { 74}	313.042 {108}	223.061 {451}	317.933 {106}	228.802 {447}
Units	ppm	ppm	ppm	ppm	ppm	ppm	ppm	ppm	ppm
Avg	**.00010**	**.02744**	**-.00481**	**.08276**	**.13640**	**-.00009**	**-.00027**	**253.74**	**.00023**
Stddev	.00032	.00036	.00887	.00036	.00065	.00006	.00052	1.06	.00017
%RSD	336.10	1.3031	184.40	.43009	.47922	65.374	191.69	.41583	72.079
#1	-.00013	.02770	-.01108	.08250	.13594	-.00013	.00010	252.99	.00011
#2	.00033	.02719	.00146	.08301	.13686	-.00005	-.00064	254.49	.00035
Check ?	Chk Pass	Chk Pass	Chk Pass	Chk Pass	Chk Pass	Chk Pass	Chk Pass	Chk Pass	Chk Pass
High Limit									
Low Limit									

Elem	Co2286	Cr2055	Cu3247	Fe2599	K_7664	Li6707	Mg2790	Mn2576	Mo2020
Line	228.616 {447}	205.560 {464}	324.754 {104}	259.940 {130}	766.490 { 44}	670.784 { 50}	279.079 {121}2	257.610 {131}	202.030 {467}
Units	ppm	ppm	ppm	ppm	ppm	ppm	ppm	ppm	ppm
Avg	**.00047**	**.04481**	**.00134**	**.17316**	**7.3115**	**.03330**	**48.995**	**.03236**	**.00037**
Stddev	.00005	.00017	.00034	.00121	.0264	.00088	.181	.00009	.00008
%RSD	10.331	.38554	25.467	.69612	.36058	2.6518	.37010	.28064	21.883
#1	.00043	.04494	.00159	.17231	7.2928	.03268	49.123	.03242	.00031
#2	.00050	.04469	.00110	.17401	7.3301	.03393	48.866	.03229	.00043
Check ?	Chk Pass	Chk Pass	Chk Pass	Chk Pass	Chk Pass	Chk Pass	Chk Pass	Chk Pass	Chk Pass
High Limit									
Low Limit									

Elem	Na8183	Ni2316	P_1782	Pb2203	S_1820	Sb2068	Se1960	Si2881	Sn1899
Line	818.326 { 41}	231.604 {446}	178.284 {489}	220.353 {453}	182.034 {485}	206.833 {463}	196.090 {472}	288.158 {117}	189.989 {477}
Units	ppm	ppm	ppm	ppm	ppm	ppm	ppm	ppm	ppm
Avg	**94.793**	**.02577**	**.00269**	**-.00277**	**45.560**	**.00012**	**-.00076**	**14.832**	**.00070**
Stddev	.680	.00002	.00057	.00179	.010	.00079	.00111	.080	.00040
%RSD	.71706	.07752	21.210	64.578	.02183	656.66	145.27	.54026	57.014
#1	94.312	.02578	.00310	-.00403	45.567	-.00044	.00002	14.776	.00042
#2	95.273	.02575	.00229	-.00150	45.553	.00068	-.00155	14.889	.00098
Check ?	Chk Pass	Chk Pass	Chk Pass	Chk Pass	Chk Pass	Chk Pass	Chk Pass	Chk Pass	Chk Pass
High Limit									
Low Limit									

Elem	Sr4077	Th2837	Ti3349	Tl1908	U_3701	V_2924	Zn2062	Zr3391
Line	407.771 { 83}	283.730 {119}	334.904 {101}	190.856 {477}	370.152 { 91}	292.402 {115}	206.200 {163}	339.198 { 99}
Units	ppm	ppm	ppm	ppm	ppm	ppm	ppm	ppm
Avg	**1.9776**	**-.00560**	**.00216**	**.00233**	**.01757**	**.00484**	**-.00021**	**.00072**
Stddev	.0109	.00091	.00034	.00093	.01054	.00069	.00065	.00040
%RSD	.55169	16.183	15.533	39.623	60.013	14.187	305.74	55.538
#1	1.9699	-.00496	.00240	.00299	.01011	.00532	.00025	.00044
#2	1.9854	-.00624	.00192	.00168	.02502	.00435	-.00067	.00100
Check ?	Chk Pass	Chk Pass	Chk Pass	Chk Pass	Chk Pass	Chk Pass	Chk Pass	Chk Pass
High Limit								
Low Limit								

Int. Std.	Y_2243	Y_3600	Y_3774
Line	224.306 {450}	360.073 { 94}	377.433 { 89}
Units	Cts/S	Cts/S	Cts/S
Avg	**1442.9**	**30095.**	**6010.0**
Stddev	3.3	36.	35.3
%RSD	.23122	.12053	.58789
#1	1445.3	30069.	6035.0
#2	1440.6	30120.	5985.0

Sample Name: 280-83196-A-12-A Acquired: 5/20/2016 17:41:49 Type: Unk
Method: 6500_026(v10) Mode: CONC Corr. Factor: 1.000000
User: kellyca Custom ID1: Custom ID2: Custom ID3:
Comment: 325566 6010c q4 (Mn Se)

Elem	Ag3280	Al1670	As1890	B_2089	Ba4554	Be3130	Bi2230	Ca3179	Cd2288
Line	328.068 {103}	167.079 {502}	189.042 {478}	208.959 {461}	455.403 { 74}	313.042 {108}	223.061 {451}	317.933 {106}	228.802 {447}
Units	ppm	ppm	ppm	ppm	ppm	ppm	ppm	ppm	ppm
Avg	**.00029**	**.06125**	**-.00514**	**.08509**	**.06932**	**-.00011**	**.00063**	**281.11**	**.00048**
Stddev	.00029	.00044	.00011	.00102	.00004	.00002	.00085	.96	.00012
%RSD	99.925	.71487	2.0717	1.1958	.05962	21.826	134.90	.34317	26.144
#1	.00009	.06094	-.00521	.08581	.06929	-.00009	.00124	280.43	.00039
#2	.00050	.06156	-.00506	.08437	.06935	-.00012	.00003	281.79	.00057
Check ?	Chk Pass	Chk Pass	Chk Pass	Chk Pass	Chk Pass	Chk Pass	Chk Pass	Chk Pass	Chk Pass
High Limit									
Low Limit									

Elem	Co2286	Cr2055	Cu3247	Fe2599	K_7664	Li6707	Mg2790	Mn2576	Mo2020
Line	228.616 {447}	205.560 {464}	324.754 {104}	259.940 {130}	766.490 { 44}	670.784 { 50}	279.079 {121}2	257.610 {131}	202.030 {467}
Units	ppm	ppm	ppm	ppm	ppm	ppm	ppm	ppm	ppm
Avg	**.00002**	**.03437**	**.00280**	**.18052**	**7.3059**	**.04449**	**53.796**	**.09136**	**.00097**
Stddev	.00026	.00017	.00024	.00504	.0248	.00087	.127	.00014	.00044
%RSD	1402.3	.50344	8.4538	2.7923	.34002	1.9573	.23622	.15455	45.478
#1	.00020	.03449	.00263	.17696	7.2884	.04511	53.886	.09146	.00066
#2	-.00016	.03425	.00297	.18409	7.3235	.04388	53.706	.09126	.00129
Check ?	Chk Pass	Chk Pass	Chk Pass	Chk Pass	Chk Pass	Chk Pass	Chk Pass	Chk Pass	Chk Pass
High Limit									
Low Limit									

Elem	Na8183	Ni2316	P_1782	Pb2203	S_1820	Sb2068	Se1960	Si2881	Sn1899
Line	818.326 { 41}	231.604 {446}	178.284 {489}	220.353 {453}	182.034 {485}	206.833 {463}	196.090 {472}	288.158 {117}	189.989 {477}
Units	ppm	ppm	ppm	ppm	ppm	ppm	ppm	ppm	ppm
Avg	**82.946**	**.02075**	**.00303**	**-.00186**	**78.057**	**-.00061**	**.00523**	**15.921**	**.00162**
Stddev	.644	.00012	.00655	.00298	.108	.00442	.00044	.035	.00152
%RSD	.77654	.57692	216.02	160.16	.13844	730.46	8.3860	.21927	93.770
#1	82.491	.02067	-.00160	.00025	78.133	-.00373	.00492	15.897	.00269
#2	83.402	.02084	.00767	-.00397	77.980	.00252	.00554	15.946	.00055
Check ?	Chk Pass	Chk Pass	Chk Pass	Chk Pass	Chk Pass	Chk Pass	Chk Pass	Chk Pass	Chk Pass
High Limit									
Low Limit									

Elem	Sr4077	Th2837	Ti3349	Tl1908	U_3701	V_2924	Zn2062	Zr3391
Line	407.771 { 83}	283.730 {119}	334.904 {101}	190.856 {477}	370.152 { 91}	292.402 {115}	206.200 {163}	339.198 { 99}
Units	ppm	ppm	ppm	ppm	ppm	ppm	ppm	ppm
Avg	**2.3152**	**-.00535**	**.00296**	**-.00264**	**.02787**	**.00490**	**.00081**	**.00141**
Stddev	.0118	.00215	.00036	.00217	.00845	.00043	.00081	.00008
%RSD	.51021	40.164	12.059	82.291	30.323	8.7561	100.95	5.7988
#1	2.3069	-.00686	.00322	-.00417	.03385	.00459	.00138	.00146
#2	2.3236	-.00383	.00271	-.00110	.02189	.00520	.00023	.00135
Check ?	Chk Pass	Chk Pass	Chk Pass	Chk Pass	Chk Pass	Chk Pass	Chk Pass	Chk Pass
High Limit								
Low Limit								

Int. Std.	Y_2243	Y_3600	Y_3774
Line	224.306 {450}	360.073 { 94}	377.433 { 89}
Units	Cts/S	Cts/S	Cts/S
Avg	**1422.8**	**29799.**	**5890.2**
Stddev	2.6	45.	3.9
%RSD	.18292	.15108	.06607
#1	1421.0	29767.	5887.5
#2	1424.7	29831.	5893.0

Sample Name: 280-83196-A-7-A Acquired: 5/20/2016 17:44:32 Type: Unk
Method: 6500_026(v10) Mode: CONC Corr. Factor: 1.000000
User: kellyca Custom ID1: Custom ID2: Custom ID3:
Comment: 325566 6010c q4 (Se)

Elem	Ag3280	Al1670	As1890	B_2089	Ba4554	Be3130	Bi2230	Ca3179	Cd2288
Line	328.068 {103}	167.079 {502}	189.042 {478}	208.959 {461}	455.403 { 74}	313.042 {108}	223.061 {451}	317.933 {106}	228.802 {447}
Units	ppm	ppm	ppm	ppm	ppm	ppm	ppm	ppm	ppm
Avg	**.01051**	**.21152**	**.00477**	**.12283**	**.10414**	**-.00006**	**.01083**	**289.28**	**.00058**
Stddev	.00067	.00389	.00353	.00069	.00053	.00005	.00198	.04	.00015
%RSD	6.4061	1.8379	74.006	.55938	.50662	79.315	18.244	.01432	25.599
#1	.01004	.21426	.00726	.12332	.10377	-.00010	.01223	289.25	.00068
#2	.01099	.20877	.00227	.12235	.10451	-.00003	.00943	289.31	.00047
Check ?	Chk Pass	Chk Pass	Chk Pass	Chk Pass	Chk Pass	Chk Pass	Chk Pass	Chk Pass	Chk Pass
High Limit									
Low Limit									

Elem	Co2286	Cr2055	Cu3247	Fe2599	K_7664	Li6707	Mg2790	Mn2576	Mo2020
Line	228.616 {447}	205.560 {464}	324.754 {104}	259.940 {130}	766.490 { 44}	670.784 { 50}	279.079 {121}2	257.610 {131}	202.030 {467}
Units	ppm	ppm	ppm	ppm	ppm	ppm	ppm	ppm	ppm
Avg	**.00065**	W **.78437**	**.00036**	**.31670**	**6.8931**	**.04189**	**57.887**	F **95.660**	**-.00388**
Stddev	.00029	.00202	.00000	.00570	.0306	.00056	.190	.847	.00026
%RSD	44.852	.25716	.07166	1.8009	.44450	1.3437	.32896	.88547	6.6113
#1	.00086	.78580	.00036	.32073	6.8715	.04229	58.021	96.259	-.00406
#2	.00044	.78295	.00036	.31266	6.9148	.04149	57.752	95.061	-.00370
Check ?	Chk Pass	Chk Warn	Chk Pass	Chk Pass	Chk Pass	Chk Pass	Chk Pass	Chk Fail	Chk Pass
High Limit		.10000						20.000	
Low Limit		-.01000						-.02000	

Elem	Na8183	Ni2316	P_1782	Pb2203	S_1820	Sb2068	Se1960	Si2881	Sn1899
Line	818.326 { 41}	231.604 {446}	178.284 {489}	220.353 {453}	182.034 {485}	206.833 {463}	196.090 {472}	288.158 {117}	189.989 {477}
Units	ppm	ppm	ppm	ppm	ppm	ppm	ppm	ppm	ppm
Avg	**128.44**	**.04432**	**-.00020**	**.01136**	**80.260**	**-.00426**	**.05464**	**15.159**	**-.00246**
Stddev	.07	.00006	.00020	.00271	.109	.00051	.00555	.002	.00036
%RSD	.05835	.13728	97.699	23.888	.13528	11.904	10.159	.01587	14.568
#1	128.39	.04428	-.00006	.01327	80.337	-.00462	.05072	15.160	-.00221
#2	128.49	.04436	-.00034	.00944	80.183	-.00391	.05857	15.157	-.00271
Check ?	Chk Pass	Chk Pass	Chk Pass	Chk Pass	Chk Pass	Chk Pass	Chk Pass	Chk Pass	Chk Pass
High Limit									
Low Limit									

Elem	Sr4077	Th2837	Ti3349	Tl1908	U_3701	V_2924	Zn2062	Zr3391
Line	407.771 { 83}	283.730 {119}	334.904 {101}	190.856 {477}	370.152 { 91}	292.402 {115}	206.200 {163}	339.198 { 99}
Units	ppm	ppm	ppm	ppm	ppm	ppm	ppm	ppm
Avg	**2.0771**	W **-.01172**	**.00831**	**.02463**	**.01992**	F **-.02607**	**.00194**	**.00104**
Stddev	.0058	.00182	.00046	.00293	.00566	.00044	.00138	.00100
%RSD	.28050	15.510	5.5665	11.914	28.406	1.7063	70.921	96.924
#1	2.0730	-.01301	.00863	.02670	.01592	-.02576	.00097	.00033
#2	2.0812	-.01044	.00798	.02255	.02393	-.02639	.00292	.00175
Check ?	Chk Pass	Chk Warn	Chk Pass	Chk Pass	Chk Pass	Chk Fail	Chk Pass	Chk Pass
High Limit		45.000				50.000		
Low Limit		-.01000				-.02000		

Int. Std.	Y_2243	Y_3600	Y_3774
Line	224.306 {450}	360.073 { 94}	377.433 { 89}
Units	Cts/S	Cts/S	Cts/S
Avg	**1447.9**	**29922.**	**5973.7**
Stddev	.2	33.	12.2
%RSD	.01473	.11195	.20427
#1	1448.0	29899.	5965.1
#2	1447.7	29946.	5982.4

Sample Name: 280-83196-A-8-A Acquired: 5/20/2016 17:47:19 Type: Unk
Method: 6500_026(v10) Mode: CONC Corr. Factor: 1.000000
User: kellyca Custom ID1: Custom ID2: Custom ID3:
Comment: 325566 6010c q4 (Se)

Elem	Ag3280	Al1670	As1890	B_2089	Ba4554	Be3130	Bi2230	Ca3179	Cd2288
Line	328.068 {103}	167.079 {502}	189.042 {478}	208.959 {461}	455.403 { 74}	313.042 {108}	223.061 {451}	317.933 {106}	228.802 {447}
Units	ppm	ppm	ppm	ppm	ppm	ppm	ppm	ppm	ppm
Avg	**.00513**	**1.8225**	**-.00429**	**.14726**	**.13380**	**.00005**	**.00808**	**259.66**	**.00055**
Stddev	.00024	.0062	.00375	.00040	.00079	.00003	.00370	2.17	.00014
%RSD	4.6984	.34101	87.265	.27073	.59220	49.882	45.784	.83636	24.862
#1	.00530	1.8269	-.00164	.14754	.13324	.00003	.00546	258.12	.00046
#2	.00496	1.8181	-.00694	.14698	.13436	.00007	.01069	261.19	.00065
Check ?	Chk Pass	Chk Pass	Chk Pass	Chk Pass	Chk Pass	Chk Pass	Chk Pass	Chk Pass	Chk Pass
High Limit									
Low Limit									

Elem	Co2286	Cr2055	Cu3247	Fe2599	K_7664	Li6707	Mg2790	Mn2576	Mo2020
Line	228.616 {447}	205.560 {464}	324.754 {104}	259.940 {130}	766.490 { 44}	670.784 { 50}	279.079 {121}2	257.610 {131}	202.030 {467}
Units	ppm	ppm	ppm	ppm	ppm	ppm	ppm	ppm	ppm
Avg	**.00202**	W **.76504**	**.00476**	**2.0101**	**9.1320**	**.06856**	**54.278**	F **62.861**	**-.00142**
Stddev	.00014	.00053	.00008	.0107	.1101	.00021	.014	.055	.00020
%RSD	6.7728	.06894	1.7087	.53347	1.2058	.31256	.02525	.08725	14.033
#1	.00211	.76542	.00470	2.0177	9.0541	.06841	54.268	62.900	-.00157
#2	.00192	.76467	.00482	2.0025	9.2098	.06871	54.287	62.822	-.00128
Check ?	Chk Pass	Chk Warn	Chk Pass	Chk Pass	Chk Pass	Chk Pass	Chk Pass	Chk Fail	Chk Pass
High Limit		.10000						20.000	
Low Limit		-.01000						-.02000	

Elem	Na8183	Ni2316	P_1782	Pb2203	S_1820	Sb2068	Se1960	Si2881	Sn1899
Line	818.326 { 41}	231.604 {446}	178.284 {489}	220.353 {453}	182.034 {485}	206.833 {463}	196.090 {472}	288.158 {117}	189.989 {477}
Units	ppm	ppm	ppm	ppm	ppm	ppm	ppm	ppm	ppm
Avg	**111.14**	**.07841**	**.04370**	**.00482**	**71.801**	**-.00038**	**.02639**	**23.019**	**-.00070**
Stddev	.71	.00003	.00233	.00236	.538	.00131	.00103	.113	.00105
%RSD	.63664	.04412	5.3256	48.909	.74890	342.20	3.9039	.48983	149.56
#1	110.64	.07843	.04206	.00648	71.421	-.00131	.02567	22.940	.00004
#2	111.64	.07839	.04535	.00315	72.181	.00054	.02712	23.099	-.00144
Check ?	Chk Pass	Chk Pass	Chk Pass	Chk Pass	Chk Pass	Chk Pass	Chk Pass	Chk Pass	Chk Pass
High Limit									
Low Limit									

Elem	Sr4077	Th2837	Ti3349	Tl1908	U_3701	V_2924	Zn2062	Zr3391
Line	407.771 { 83}	283.730 {119}	334.904 {101}	190.856 {477}	370.152 { 91}	292.402 {115}	206.200 {163}	339.198 { 99}
Units	ppm	ppm	ppm	ppm	ppm	ppm	ppm	ppm
Avg	**2.8583**	**-.00941**	**.07579**	**-.00328**	**.04033**	**-.00369**	**.01252**	**.00168**
Stddev	.0182	.00234	.00008	.00102	.01818	.00042	.00009	.00010
%RSD	.63791	24.829	.11042	30.999	45.073	11.406	.74945	5.6610
#1	2.8454	-.00776	.07573	-.00256	.05318	-.00399	.01259	.00161
#2	2.8712	-.01106	.07585	-.00399	.02747	-.00339	.01246	.00175
Check ?	Chk Pass	Chk Pass	Chk Pass	Chk Pass	Chk Pass	Chk Pass	Chk Pass	Chk Pass
High Limit								
Low Limit								

Int. Std.	Y_2243	Y_3600	Y_3774
Line	224.306 {450}	360.073 { 94}	377.433 { 89}
Units	Cts/S	Cts/S	Cts/S
Avg	**1459.5**	**30033.**	**5936.0**
Stddev	4.1	82.	36.9
%RSD	.28183	.27425	.62111
#1	1462.4	30092.	5962.1
#2	1456.6	29975.	5910.0

Sample Name: 280-83196-A-9-A Acquired: 5/20/2016 17:50:06 Type: Unk
Method: 6500_026(v10) Mode: CONC Corr. Factor: 1.000000
User: kellyca Custom ID1: Custom ID2: Custom ID3:
Comment: 325566 6010c q4 (Se)

Elem	Ag3280	Al1670	As1890	B_2089	Ba4554	Be3130	Bi2230	Ca3179	Cd2288
Line	328.068 {103}	167.079 {502}	189.042 {478}	208.959 {461}	455.403 { 74}	313.042 {108}	223.061 {451}	317.933 {106}	228.802 {447}
Units	ppm	ppm	ppm	ppm	ppm	ppm	ppm	ppm	ppm
Avg	**.00081**	**.12473**	**-.00317**	**.15760**	**.14373**	**-.00014**	**-.00137**	**288.07**	**.00029**
Stddev	.00038	.00197	.00289	.00370	.00058	.00011	.00210	.18	.00007
%RSD	46.546	1.5821	91.280	2.3452	.40033	81.292	153.64	.06112	24.251
#1	.00108	.12333	-.00112	.15499	.14332	-.00022	-.00286	288.20	.00024
#2	.00055	.12612	-.00521	.16021	.14413	-.00006	.00012	287.95	.00034
Check ?	Chk Pass	Chk Pass	Chk Pass	Chk Pass	Chk Pass	Chk Pass	Chk Pass	Chk Pass	Chk Pass
High Limit									
Low Limit									

Elem	Co2286	Cr2055	Cu3247	Fe2599	K_7664	Li6707	Mg2790	Mn2576	Mo2020
Line	228.616 {447}	205.560 {464}	324.754 {104}	259.940 {130}	766.490 { 44}	670.784 { 50}	279.079 {121}2	257.610 {131}	202.030 {467}
Units	ppm	ppm	ppm	ppm	ppm	ppm	ppm	ppm	ppm
Avg	**.00099**	W **.28640**	**.00171**	**.33949**	**7.4896**	**.03728**	**57.387**	**8.8223**	**.00016**
Stddev	.00063	.00017	.00047	.00177	.0153	.00051	.071	.0175	.00016
%RSD	63.598	.06050	27.226	.52195	.20369	1.3690	.12360	.19873	97.521
#1	.00054	.28652	.00138	.33824	7.4788	.03692	57.438	8.8347	.00005
#2	.00143	.28628	.00204	.34075	7.5004	.03764	57.337	8.8099	.00028
Check ?	Chk Pass	Chk Warn	Chk Pass	Chk Pass	Chk Pass	Chk Pass	Chk Pass	Chk Pass	Chk Pass
High Limit		.10000							
Low Limit		-.01000							

Elem	Na8183	Ni2316	P_1782	Pb2203	S_1820	Sb2068	Se1960	Si2881	Sn1899
Line	818.326 { 41}	231.604 {446}	178.284 {489}	220.353 {453}	182.034 {485}	206.833 {463}	196.090 {472}	288.158 {117}	189.989 {477}
Units	ppm	ppm	ppm	ppm	ppm	ppm	ppm	ppm	ppm
Avg	**144.69**	**.02602**	**.00605**	**-.00010**	**77.160**	**-.00081**	**-.00165**	**16.728**	**.00017**
Stddev	.49	.00056	.00569	.00266	.747	.00096	.00918	.026	.00002
%RSD	.33532	2.1355	94.056	2687.9	.96821	118.15	557.69	.15443	9.4693
#1	144.35	.02563	.00203	.00178	76.632	-.00013	-.00814	16.746	.00015
#2	145.04	.02642	.01007	-.00198	77.688	-.00150	.00485	16.710	.00018
Check ?	Chk Pass	Chk Pass	Chk Pass	Chk Pass	Chk Pass	Chk Pass	Chk Pass	Chk Pass	Chk Pass
High Limit									
Low Limit									

Elem	Sr4077	Th2837	Ti3349	Tl1908	U_3701	V_2924	Zn2062	Zr3391
Line	407.771 { 83}	283.730 {119}	334.904 {101}	190.856 {477}	370.152 { 91}	292.402 {115}	206.200 {163}	339.198 { 99}
Units	ppm	ppm	ppm	ppm	ppm	ppm	ppm	ppm
Avg	**1.8606**	**-.00758**	**.00502**	**-.00335**	**.01851**	**.00717**	**.00129**	**.00086**
Stddev	.0058	.00008	.00025	.00063	.00805	.00015	.00016	.00012
%RSD	.31021	1.0948	4.9719	18.756	43.482	2.0404	12.109	14.027
#1	1.8565	-.00764	.00520	-.00379	.01282	.00727	.00140	.00078
#2	1.8647	-.00752	.00484	-.00291	.02420	.00706	.00118	.00095
Check ?	Chk Pass	Chk Pass	Chk Pass	Chk Pass	Chk Pass	Chk Pass	Chk Pass	Chk Pass
High Limit								
Low Limit								

Int. Std.	Y_2243	Y_3600	Y_3774
Line	224.306 {450}	360.073 { 94}	377.433 { 89}
Units	Cts/S	Cts/S	Cts/S
Avg	**1432.6**	**29692.**	**5903.6**
Stddev	5.9	47.	40.8
%RSD	.41297	.15954	.69049
#1	1436.8	29659.	5874.8
#2	1428.4	29726.	5932.4

Sample Name: ccvh-3900196 Acquired: 5/20/2016 17:52:48 Type: QC
Method: 6500_026(v10) Mode: CONC Corr. Factor: 1.000000
User: kellyca Custom ID1: Custom ID2: Custom ID3:
Comment:

Elem	Ag3280	Al3092	As1890	B_2089	Ba4554	Be3130	Bi2230	Ca3179	Cd2288	Co2286	Cr2055	Cu3247	Fe2714
Units	ppm	ppm	ppm	ppm	ppm	ppm	ppm	ppm	ppm	ppm	ppm	ppm	ppm
Avg	**-.00244**	**46.979**	**.00110**	**.00280**	**.00016**	**-.00037**	**1.0411**	**-.01630**	**-.00105**	**.00297**	**-.00076**	**.00614**	**46.518**
Stddev	.00050	.214	.00017	.00016	.00004	.00009	.0007	.00095	.00001	.00026	.00004	.00010	.099
%RSD	20.404	.45638	15.107	5.6065	27.295	24.292	.06620	5.8255	.62927	8.8722	5.1771	1.5558	.21241
#1	-.00280	46.828	.00098	.00291	.00019	-.00031	1.0407	-.01563	-.00105	.00316	-.00079	.00620	46.448
#2	-.00209	47.131	.00122	.00269	.00013	-.00043	1.0416	-.01697	-.00106	.00279	-.00074	.00607	46.588
Check ?	None	Chk Pass	None	None	None	None	Chk Pass	None	None	None	None	None	Chk Pass
Value													
Range													

Elem	K_7664	Li6707	Mg2790	Mn2576	Mo2020	Na8183	Ni2316	P_1782	Pb2203	S_1820	Sb2068	Se1960	Si2881
Units	ppm	ppm	ppm	ppm	ppm	ppm	ppm	ppm	ppm	ppm	ppm	ppm	ppm
Avg	**.03992**	**.00160**	**.15335**	**.00323**	**-.00261**	**251.07**	**-.00013**	**.00165**	**.00274**	**5.0057**	**-.00043**	**.00058**	**-.01417**
Stddev	.00523	.00057	.00181	.00003	.00008	.21	.00007	.00108	.00153	.0058	.00185	.00463	.00779
%RSD	13.100	35.384	1.1779	.93535	3.0866	.08500	49.021	65.198	55.748	.11558	428.70	797.94	54.995
#1	.03622	.00200	.15207	.00325	-.00256	251.22	-.00018	.00089	.00166	5.0098	.00088	-.00269	-.00866
#2	.04362	.00120	.15462	.00321	-.00267	250.92	-.00009	.00241	.00382	5.0016	-.00174	.00385	-.01967
Check ?	None	None	None	None	None	Chk Pass	None	None	None	Chk Pass	None	None	None
Value													
Range													

Elem	Sn1899	Sr4077	Th2837	Ti3349	Tl1908	U_3701	V_2924	Zn2062	Zr3391
Units	ppm	ppm	ppm	ppm	ppm	ppm	ppm	ppm	ppm
Avg	**.00225**	**.00050**	**4.8790**	**.02581**	**-.00250**	**10.124**	**-.01675**	**-.00274**	**-.00987**
Stddev	.00001	.00001	.0203	.00044	.00051	.014	.00124	.00060	.00074
%RSD	.47171	2.4467	.41666	1.6930	20.324	.13670	7.3794	21.774	7.5045
#1	.00226	.00051	4.8646	.02550	-.00214	10.114	-.01588	-.00316	-.01039
#2	.00225	.00049	4.8934	.02612	-.00286	10.134	-.01763	-.00232	-.00934
Check ?	None	None	Chk Pass	None	None	Chk Pass	None	None	None
Value									
Range									

Int. Std.	Y_2243	Y_3600	Y_3774
Units	Cts/S	Cts/S	Cts/S
Avg	**1518.4**	**31298.**	**6138.0**
Stddev	.9	119.	12.2
%RSD	.05878	.37955	.19917
#1	1517.8	31382.	6146.6
#2	1519.1	31214.	6129.3

Sample Name: ccv-3900195 Acquired: 5/20/2016 17:55:38 Type: QC
Method: 6500_026(v10) Mode: CONC Corr. Factor: 1.000000
User: kellyca Custom ID1: Custom ID2: Custom ID3:
Comment:

Elem	Ag3280	Al1670	As1890	B_2089	Ba4554	Be3130	Bi2230	Ca3179	Cd2288	Co2286	Cr2055	Cu3247	Fe2599
Units	ppm	ppm	ppm	ppm	ppm	ppm	ppm	ppm	ppm	ppm	ppm	ppm	ppm
Avg	**.48622**	**.51423**	**1.0152**	**.52561**	**.49660**	**.50092**	**-.00304**	**4.9058**	**.51614**	**.51891**	**.51309**	**.50144**	**2.4685**
Stddev	.00155	.00175	.0028	.00055	.00118	.00125	.00108	.0161	.00102	.00066	.00251	.00068	.0121
%RSD	.31833	.34084	.27393	.10552	.23681	.24888	35.414	.32789	.19806	.12727	.48976	.13483	.49221
#1	.48731	.51299	1.0133	.52522	.49576	.50004	-.00381	4.8944	.51541	.51938	.51131	.50096	2.4599
#2	.48513	.51547	1.0172	.52600	.49743	.50180	-.00228	4.9171	.51686	.51845	.51487	.50192	2.4771
Check ?	Chk Pass	Chk Pass	Chk Pass	Chk Pass	Chk Pass	Chk Pass	None	Chk Pass	Chk Pass	Chk Pass	Chk Pass	Chk Pass	Chk Pass
Value													
Range													

Elem	K_7664	Li6707	Mg2790	Mn2576	Mo2020	Na5895	Ni2316	P_1782	Pb2203	S_1820	Sb2068	Se1960	Si2881
Units	ppm	ppm	ppm	ppm	ppm	ppm	ppm	ppm	ppm	ppm	ppm	ppm	ppm
Avg	**50.790**	**1.0531**	**19.683**	**.49419**	**.51839**	**5.1690**	**.50602**	**1.0040**	**1.0366**	**.00915**	**1.0353**	**1.0097**	**4.9449**
Stddev	.287	.0043	.023	.00025	.00042	.0098	.00011	.0011	.0039	.00071	.0016	.0029	.0373
%RSD	.56491	.41135	.11642	.05135	.08162	.18926	.02170	.11198	.37637	7.7812	.15042	.28913	.75501
#1	50.587	1.0500	19.699	.49401	.51809	5.1760	.50594	1.0032	1.0338	.00865	1.0342	1.0077	4.9185
#2	50.993	1.0561	19.666	.49437	.51869	5.1621	.50610	1.0048	1.0393	.00966	1.0364	1.0118	4.9713
Check ?	Chk Pass	Chk Pass	Chk Pass	Chk Pass	Chk Pass	Chk Pass	Chk Pass	Chk Pass	Chk Pass	None	Chk Pass	Chk Pass	Chk Pass
Value													
Range													

Elem	Sn1899	Sr4077	Th2837	Ti3349	Tl1908	U_3701	V_2924	Zn2062	Zr3391
Units	ppm	ppm	ppm	ppm	ppm	ppm	ppm	ppm	ppm
Avg	**1.0026**	**.48368**	**.00209**	**.47548**	**1.0396**	**.02063**	**.47611**	**.47968**	**.49713**
Stddev	.0054	.00210	.00044	.00089	.0049	.01039	.00091	.00281	.00068
%RSD	.54189	.43432	21.098	.18804	.46725	50.368	.19095	.58538	.13591
#1	.99875	.48220	.00178	.47485	1.0362	.02798	.47676	.48166	.49761
#2	1.0064	.48517	.00240	.47611	1.0430	.01328	.47547	.47769	.49665
Check ?	Chk Pass	Chk Pass	None	Chk Pass	Chk Pass	None	Chk Pass	Chk Pass	Chk Pass
Value									
Range									

Int. Std.	Y_2243	Y_3600	Y_3774
Units	Cts/S	Cts/S	Cts/S
Avg	**1537.7**	**32240.**	**6184.0**
Stddev	7.9	118.	20.7
%RSD	.51159	.36474	.33417
#1	1543.2	32157.	6198.7
#2	1532.1	32323.	6169.4

Sample Name: ccb Acquired: 5/20/2016 17:58:14 Type: QC
Method: 6500_026(v10) Mode: CONC Corr. Factor: 1.000000
User: kellyca Custom ID1: Custom ID2: Custom ID3:
Comment:

Elem	Ag3280	Al1670	As1890	B_2089	Ba4554	Be3130	Bi2230	Ca3179	Cd2288	Co2286	Cr2055	Cu3247
Units	ppm	ppm	ppm	ppm	ppm	ppm	ppm	ppm	ppm	ppm	ppm	ppm
Avg	**.00045**	**-.00118**	**.00136**	**.00068**	**-.00001**	**-.00002**	**-.00215**	**.00680**	**.00011**	**-.00055**	**-.00003**	**-.00064**
Stddev	.00017	.00055	.00180	.00036	.00005	.00001	.00187	.00097	.00008	.00025	.00024	.00009
%RSD	37.154	46.869	132.56	53.393	533.63	39.029	87.268	14.286	68.690	45.912	766.44	13.503
#1	.00057	-.00079	.00009	.00093	.00003	-.00002	-.00347	.00611	.00016	-.00037	.00014	-.00058
#2	.00033	-.00157	.00263	.00042	-.00005	-.00001	-.00082	.00748	.00006	-.00072	-.00020	-.00070
Check ?	Chk Pass	Chk Pass	Chk Pass	Chk Pass	Chk Pass	Chk Pass	None	Chk Pass	Chk Pass	Chk Pass	Chk Pass	Chk Pass
High Limit												
Low Limit												

Elem	Fe2599	K_7664	Li6707	Mg2790	Mn2576	Mo2020	Na5895	Ni2316	P_1782	Pb2203	S_1820	Sb2068
Units	ppm	ppm	ppm	ppm	ppm	ppm	ppm	ppm	ppm	ppm	ppm	ppm
Avg	**.01093**	**.06638**	**-.00013**	**.00147**	F **.00203**	**.00061**	**.01832**	**-.00029**	**-.00421**	**.00110**	**.00690**	**-.00032**
Stddev	.00257	.03523	.00051	.00106	.00003	.00013	.00383	.00008	.00155	.00011	.00165	.00050
%RSD	23.468	53.063	379.39	72.634	1.4587	21.524	20.895	29.799	36.781	10.116	23.887	156.22
#1	.00912	.09129	-.00049	.00071	.00205	.00052	.01562	-.00035	-.00531	.00118	.00806	-.00067
#2	.01275	.04148	.00022	.00222	.00201	.00070	.02103	-.00023	-.00312	.00102	.00573	.00003
Check ?	Chk Pass	Chk Pass	Chk Pass	Chk Pass	Chk Fail	Chk Pass	Chk Pass	Chk Pass	Chk Pass	Chk Pass	None	Chk Pass
High Limit					.00051							
Low Limit					-.00051							

Elem	Se1960	Si2881	Sn1899	Sr4077	Th2837	Ti3349	Tl1908	U_3701	V_2924	Zn2062	Zr3391
Units	ppm	ppm	ppm	ppm	ppm	ppm	ppm	ppm	ppm	ppm	ppm
Avg	**.00090**	**.00467**	**-.00046**	**.00009**	**-.00302**	**.00010**	**-.00168**	**.01709**	**.00004**	**-.00009**	**.00118**
Stddev	.00139	.00651	.00098	.00000	.00148	.00022	.00037	.02375	.00037	.00112	.00006
%RSD	154.69	139.22	215.61	5.0723	49.059	222.50	22.037	138.95	825.17	1279.3	4.9964
#1	.00188	.00007	.00024	.00009	-.00197	.00026	-.00142	.00030	-.00022	-.00088	.00122
#2	-.00008	.00927	-.00115	.00009	-.00407	-.00006	-.00194	.03389	.00031	.00070	.00114
Check ?	Chk Pass	Chk Pass	Chk Pass	Chk Pass	Chk Pass	Chk Pass	Chk Pass	Chk Pass	Chk Pass	Chk Pass	Chk Pass
High Limit											
Low Limit											

Int. Std.	Y_2243	Y_3600	Y_3774
Units	Cts/S	Cts/S	Cts/S
Avg	**1557.2**	**32654.**	**5956.3**
Stddev	.5	75.	7.8
%RSD	.03511	.23038	.13029
#1	1556.8	32601.	5950.8
#2	1557.5	32707.	5961.7

Sample Name: ccvl-3903059 Acquired: 5/20/2016 18:01:01 Type: QC
Method: 6500_026(v10) Mode: CONC Corr. Factor: 1.000000
User: kellyca Custom ID1: Custom ID2: Custom ID3:
Comment:

Elem	Ag3280	Al1670	As1890	B_2089	Ba4554	Be3130	Bi2230	Ca3179	Cd2288	Co2286	Cr2055	Cu3247	Fe2599	K_7664
Units	ppm	ppm	ppm	ppm	ppm	ppm	ppm	ppm	ppm	ppm	ppm	ppm	ppm	ppm
Avg	**.01032**	**.10606**	**.01244**	**.10542**	**.01013**	**.00089**	**.11548**	**.20428**	**.00520**	**.01038**	**.01059**	**.01402**	**.10555**	**3.1007**
Stddev	.00010	.00009	.00606	.00019	.00001	.00006	.00012	.00234	.00027	.00009	.00006	.00025	.00084	.0112
%RSD	.96668	.08518	48.745	.17799	.12092	6.2377	.10122	1.1462	5.2621	.83282	.53488	1.8167	.79813	.36165
#1	.01025	.10600	.00815	.10555	.01014	.00093	.11540	.20262	.00539	.01032	.01055	.01420	.10615	3.0928
#2	.01039	.10613	.01673	.10528	.01013	.00085	.11556	.20593	.00501	.01044	.01063	.01384	.10496	3.1087
Check ?	Chk Pass	Chk Pass	Chk Pass	Chk Pass	Chk Pass	Chk Pass	Chk Pass	Chk Pass	Chk Pass	Chk Pass	Chk Pass	Chk Pass	Chk Pass	Chk Pass
Value														
Range														

Elem	Li6707	Mg2790	Mn2576	Mo2020	Na5895	Ni2316	P_1782	Pb2203	S_1820	Sb2068	Se1960	Si2881	Sn1899	Sr4077
Units	ppm	ppm	ppm	ppm	ppm	ppm	ppm	ppm	ppm	ppm	ppm	ppm	ppm	ppm
Avg	**.01042**	**.20430**	**.01197**	**.02079**	**1.0405**	**.04226**	**2.9592**	**.00768**	**.00745**	**.02122**	**.01137**	**.48069**	**.10297**	**.00981**
Stddev	.00030	.00362	.00009	.00040	.0081	.00009	.0068	.00091	.00594	.00046	.00146	.00022	.00047	.00004
%RSD	2.8674	1.7731	.72571	1.9028	.78205	.20586	.22936	11.782	79.681	2.1829	12.824	.04601	.45789	.35785
#1	.01021	.20174	.01191	.02051	1.0347	.04219	2.9544	.00704	.00325	.02155	.01240	.48054	.10330	.00978
#2	.01063	.20686	.01203	.02107	1.0462	.04232	2.9640	.00832	.01165	.02089	.01034	.48085	.10264	.00983
Check ?	Chk Pass	Chk Pass	Chk Pass	Chk Pass	Chk Pass	Chk Pass	Chk Pass	Chk Pass	None	Chk Pass	Chk Pass	Chk Pass	Chk Pass	Chk Pass
Value														
Range														

Elem	Th2837	Ti3349	Tl1908	U_3701	V_2924	Zn2062	Zr3391
Units	ppm	ppm	ppm	ppm	ppm	ppm	ppm
Avg	**.01382**	**.01010**	**.01406**	**.07648**	**.00929**	**.01976**	**.01580**
Stddev	.00080	.00008	.00137	.00798	.00001	.00005	.00030
%RSD	5.7589	.81018	9.7680	10.436	.15240	.25900	1.8852
#1	.01439	.01016	.01309	.08212	.00928	.01972	.01559
#2	.01326	.01005	.01503	.07083	.00930	.01979	.01601
Check ?	Chk Pass	Chk Pass	Chk Pass	Chk Pass	Chk Pass	Chk Pass	Chk Pass
Value							
Range							

Int. Std.	Y_2243	Y_3600	Y_3774
Units	Cts/S	Cts/S	Cts/S
Avg	**1569.2**	**33083.**	**6073.8**
Stddev	4.3	54.	1.9
%RSD	.27486	.16296	.03101
#1	1572.3	33121.	6072.5
#2	1566.2	33044.	6075.1

Sample Name: 280-83021-A-7-A Acquired: 5/20/2016 18:03:47 Type: Unk
Method: 6500_026(v10) Mode: CONC Corr. Factor: 1.000000
User: kellyca Custom ID1: 5/18 Custom ID2: Custom ID3:
Comment: 325405 6010c s

Elem	Ag3280	Al3092	As1890	B_2089	Ba4554	Be3130	Bi2230	Ca3179	Cd2288
Line	328.068 {103}	309.271 {109}	189.042 {478}	208.959 {461}	455.403 { 74}	313.042 {108}	223.061 {451}	317.933 {106}	228.802 {447}
Units	ppm	ppm	ppm	ppm	ppm	ppm	ppm	ppm	ppm
Avg	**.00039**	**22.209**	**.00295**	**.00613**	**.06624**	**.00009**	**-.00236**	**.31606**	**.00273**
Stddev	.00062	.010	.00225	.00020	.00033	.00003	.00312	.00169	.00020
%RSD	158.61	.04423	76.427	3.3135	.50250	32.303	132.36	.53468	7.3705
#1	-.00005	22.216	.00135	.00627	.06648	.00007	-.00015	.31487	.00259
#2	.00083	22.202	.00454	.00598	.06601	.00012	-.00457	.31726	.00288
Check ?	Chk Pass	Chk Pass	Chk Pass	Chk Pass	Chk Pass	Chk Pass	Chk Pass	Chk Pass	Chk Pass
High Limit									
Low Limit									

Elem	Co2286	Cr2055	Cu3247	Fe2599	K_7664	Li6707	Mg2790	Mn2576	Mo2020
Line	228.616 {447}	205.560 {464}	324.754 {104}	259.940 {130}	766.490 { 44}	670.784 { 50}	279.079 {121}2	257.610 {131}	202.030 {467}
Units	ppm	ppm	ppm	ppm	ppm	ppm	ppm	ppm	ppm
Avg	**.00041**	**.02129**	**.53597**	**10.824**	**.53959**	**.01248**	**.71955**	**.03722**	**.00122**
Stddev	.00009	.00044	.00113	.034	.01002	.00034	.00183	.00027	.00004
%RSD	20.872	2.0608	.21155	.31623	1.8577	2.7246	.25439	.73342	3.5923
#1	.00047	.02160	.53677	10.848	.54667	.01272	.72085	.03741	.00125
#2	.00035	.02098	.53517	10.800	.53250	.01224	.71826	.03702	.00118
Check ?	Chk Pass	Chk Pass	Chk Pass	Chk Pass	Chk Pass	Chk Pass	Chk Pass	Chk Pass	Chk Pass
High Limit									
Low Limit									

Elem	Na5895	Ni2316	P_1782	Pb2203	S_1820	Sb2068	Se1960	Si2881	Sn1899
Line	589.592 { 57}	231.604 {446}	178.284 {489}	220.353 {453}	182.034 {485}	206.833 {463}	196.090 {472}	288.158 {117}	189.989 {477}
Units	ppm	ppm	ppm	ppm	ppm	ppm	ppm	ppm	ppm
Avg	**.08486**	**.01287**	**.33333**	**.34429**	**.53920**	**.00712**	W **-.00674**	**12.631**	**.00796**
Stddev	.00386	.00014	.00455	.00101	.01068	.00377	.00576	.323	.00062
%RSD	4.5461	1.0943	1.3642	.29329	1.9812	53.014	85.495	2.5575	7.7674
#1	.08759	.01277	.33011	.34501	.54676	.00979	-.01082	12.859	.00752
#2	.08214	.01297	.33654	.34358	.53165	.00445	-.00267	12.402	.00840
Check ?	Chk Pass	Chk Pass	Chk Pass	Chk Pass	Chk Pass	Chk Pass	Chk Warn	Chk Pass	Chk Pass
High Limit							5.0000		
Low Limit							-.00500		

Elem	Sr4077	Th2837	Ti3349	Tl1908	U_3701	V_2924	Zn2062	Zr3391
Line	407.771 { 83}	283.730 {119}	334.904 {101}	190.856 {477}	370.152 { 91}	292.402 {115}	206.200 {163}	339.198 { 99}
Units	ppm	ppm	ppm	ppm	ppm	ppm	ppm	ppm
Avg	**.00564**	**.00023**	**.53560**	**-.00002**	**.01249**	**.02750**	**.59522**	**.01951**
Stddev	.00005	.00002	.01197	.00040	.00671	.00065	.00227	.00050
%RSD	.91274	7.1093	2.2348	1898.2	53.712	2.3457	.38084	2.5584
#1	.00568	.00022	.54406	.00026	.00775	.02796	.59362	.01986
#2	.00561	.00024	.52713	-.00031	.01723	.02704	.59682	.01916
Check ?	Chk Pass	Chk Pass	Chk Pass	Chk Pass	Chk Pass	Chk Pass	Chk Pass	Chk Pass
High Limit								
Low Limit								

Int. Std.	Y_2243	Y_3600	Y_3774
Line	224.306 {450}	360.073 { 94}	377.433 { 89}
Units	Cts/S	Cts/S	Cts/S
Avg	**1590.5**	**33757.**	**6144.9**
Stddev	1.6	52.	72.9
%RSD	.10016	.15465	1.1859
#1	1591.7	33794.	6093.4
#2	1589.4	33720.	6196.4

Sample Name: 280-83021-A-8-A Acquired: 5/20/2016 18:06:30 Type: Unk
Method: 6500_026(v10) Mode: CONC Corr. Factor: 1.000000
User: kellyca Custom ID1: Custom ID2: Custom ID3:
Comment: 325405 6010c s

Elem	Ag3280	Al3092	As1890	B_2089	Ba4554	Be3130	Bi2230	Ca3179	Cd2288
Line	328.068 {103}	309.271 {109}	189.042 {478}	208.959 {461}	455.403 { 74}	313.042 {108}	223.061 {451}	317.933 {106}	228.802 {447}
Units	ppm	ppm	ppm	ppm	ppm	ppm	ppm	ppm	ppm
Avg	**.00065**	**22.746**	**.00229**	**.00278**	**.02657**	**-.00009**	**-.00018**	**.09502**	**.00019**
Stddev	.00005	.024	.00349	.00052	.00027	.00005	.00271	.00065	.00022
%RSD	8.3431	.10720	152.66	18.596	1.0161	55.349	1540.8	.68321	119.63
#1	.00069	22.729	-.00018	.00241	.02637	-.00005	-.00210	.09548	.00034
#2	.00062	22.763	.00476	.00314	.02676	-.00012	.00174	.09456	.00003
Check ?	Chk Pass	Chk Pass	Chk Pass	Chk Pass	Chk Pass	Chk Pass	Chk Pass	Chk Pass	Chk Pass
High Limit									
Low Limit									

Elem	Co2286	Cr2055	Cu3247	Fe2599	K_7664	Li6707	Mg2790	Mn2576	Mo2020
Line	228.616 {447}	205.560 {464}	324.754 {104}	259.940 {130}	766.490 { 44}	670.784 { 50}	279.079 {121}2	257.610 {131}	202.030 {467}
Units	ppm	ppm	ppm	ppm	ppm	ppm	ppm	ppm	ppm
Avg	**.00026**	**.02476**	**.05003**	**11.398**	**.21423**	**.00617**	**.30802**	**.02108**	**.00137**
Stddev	.00004	.00051	.00023	.002	.00311	.00054	.00243	.00002	.00023
%RSD	15.131	2.0561	.46499	.02092	1.4522	8.7127	.78894	.09337	16.533
#1	.00023	.02440	.04986	11.400	.21643	.00579	.30973	.02107	.00121
#2	.00029	.02512	.05019	11.397	.21203	.00655	.30630	.02110	.00153
Check ?	Chk Pass	Chk Pass	Chk Pass	Chk Pass	Chk Pass	Chk Pass	Chk Pass	Chk Pass	Chk Pass
High Limit									
Low Limit									

Elem	Na5895	Ni2316	P_1782	Pb2203	S_1820	Sb2068	Se1960	Si2881	Sn1899
Line	589.592 { 57}	231.604 {446}	178.284 {489}	220.353 {453}	182.034 {485}	206.833 {463}	196.090 {472}	288.158 {117}	189.989 {477}
Units	ppm	ppm	ppm	ppm	ppm	ppm	ppm	ppm	ppm
Avg	**.03531**	**.00568**	**.13674**	**.04946**	**.23006**	**.00302**	**-.00279**	**2.3444**	**.00422**
Stddev	.00431	.00018	.00324	.00223	.00073	.00333	.00287	.0292	.00072
%RSD	12.196	3.1224	2.3699	4.5177	.31942	110.40	102.97	1.2442	17.007
#1	.03835	.00580	.13445	.04788	.22954	.00066	-.00076	2.3650	.00473
#2	.03226	.00555	.13903	.05104	.23057	.00537	-.00482	2.3238	.00371
Check ?	Chk Pass	Chk Pass	Chk Pass	Chk Pass	Chk Pass	Chk Pass	Chk Pass	Chk Pass	Chk Pass
High Limit									
Low Limit									

Elem	Sr4077	Th2837	Ti3349	Tl1908	U_3701	V_2924	Zn2062	Zr3391
Line	407.771 { 83}	283.730 {119}	334.904 {101}	190.856 {477}	370.152 { 91}	292.402 {115}	206.200 {163}	339.198 { 99}
Units	ppm	ppm	ppm	ppm	ppm	ppm	ppm	ppm
Avg	**.00326**	**.00295**	**.36224**	**-.00322**	**.01112**	**.03503**	**.04513**	**.01911**
Stddev	.00008	.00088	.00023	.00068	.00520	.00045	.00205	.00184
%RSD	2.5754	29.793	.06422	21.133	46.735	1.2790	4.5370	9.6191
#1	.00332	.00233	.36241	-.00370	.00744	.03471	.04658	.01781
#2	.00320	.00357	.36208	-.00274	.01479	.03535	.04368	.02041
Check ?	Chk Pass	Chk Pass	Chk Pass	Chk Pass	Chk Pass	Chk Pass	Chk Pass	Chk Pass
High Limit								
Low Limit								

Int. Std.	Y_2243	Y_3600	Y_3774
Line	224.306 {450}	360.073 { 94}	377.433 { 89}
Units	Cts/S	Cts/S	Cts/S
Avg	**1584.4**	**33307.**	**6263.0**
Stddev	1.0	56.	4.7
%RSD	.06180	.16825	.07458
#1	1585.1	33347.	6266.3
#2	1583.7	33268.	6259.7

Sample Name: 280-83021-A-9-A Acquired: 5/20/2016 18:09:13 Type: Unk
Method: 6500_026(v10) Mode: CONC Corr. Factor: 1.000000
User: kellyca Custom ID1: Custom ID2: Custom ID3:
Comment: 325405 6010c s

Elem	Ag3280	Al3092	As1890	B_2089	Ba4554	Be3130	Bi2230	Ca3179	Cd2288
Line	328.068 {103}	309.271 {109}	189.042 {478}	208.959 {461}	455.403 { 74}	313.042 {108}	223.061 {451}	317.933 {106}	228.802 {447}
Units	ppm	ppm	ppm	ppm	ppm	ppm	ppm	ppm	ppm
Avg	**.00060**	**13.966**	**-.00221**	**.00212**	**.03208**	**.00000**	**-.00187**	**.27980**	**.00059**
Stddev	.00102	.097	.00074	.00047	.00018	.00007	.00063	.00128	.00004
%RSD	171.00	.69547	33.325	22.375	.57543	28944.	33.559	.45860	6.4088
#1	-.00013	13.897	-.00169	.00178	.03195	-.00005	-.00231	.27890	.00061
#2	.00132	14.035	-.00273	.00246	.03221	.00005	-.00142	.28071	.00056
Check ?	Chk Pass	Chk Pass	Chk Pass	Chk Pass	Chk Pass	Chk Pass	Chk Pass	Chk Pass	Chk Pass
High Limit									
Low Limit									

Elem	Co2286	Cr2055	Cu3247	Fe2599	K_7664	Li6707	Mg2790	Mn2576	Mo2020
Line	228.616 {447}	205.560 {464}	324.754 {104}	259.940 {130}	766.490 { 44}	670.784 { 50}	279.079 {121}2	257.610 {131}	202.030 {467}
Units	ppm	ppm	ppm	ppm	ppm	ppm	ppm	ppm	ppm
Avg	**.00067**	**.01361**	**.07167**	**9.5268**	**.31827**	**.00892**	**.51283**	**.04813**	**.00068**
Stddev	.00025	.00022	.00012	.0027	.00756	.00036	.00399	.00027	.00018
%RSD	37.633	1.6068	.16776	.02849	2.3744	4.0053	.77858	.55564	26.887
#1	.00049	.01346	.07176	9.5249	.32361	.00867	.51001	.04794	.00055
#2	.00085	.01377	.07159	9.5287	.31292	.00917	.51565	.04832	.00081
Check ?	Chk Pass	Chk Pass	Chk Pass	Chk Pass	Chk Pass	Chk Pass	Chk Pass	Chk Pass	Chk Pass
High Limit									
Low Limit									

Elem	Na5895	Ni2316	P_1782	Pb2203	S_1820	Sb2068	Se1960	Si2881	Sn1899
Line	589.592 { 57}	231.604 {446}	178.284 {489}	220.353 {453}	182.034 {485}	206.833 {463}	196.090 {472}	288.158 {117}	189.989 {477}
Units	ppm	ppm	ppm	ppm	ppm	ppm	ppm	ppm	ppm
Avg	**.04170**	**.01129**	**.15549**	**.22767**	**.18102**	**.00213**	W **-.00613**	**2.5342**	**.00382**
Stddev	.00178	.00078	.00155	.00067	.00227	.00083	.00150	.0156	.00039
%RSD	4.2610	6.9166	.99932	.29285	1.2544	39.148	24.520	.61590	10.318
#1	.04045	.01185	.15440	.22719	.18262	.00154	-.00507	2.5232	.00354
#2	.04296	.01074	.15659	.22814	.17941	.00271	-.00720	2.5452	.00410
Check ?	Chk Pass	Chk Pass	Chk Pass	Chk Pass	Chk Pass	Chk Pass	Chk Warn	Chk Pass	Chk Pass
High Limit							5.0000		
Low Limit							-.00500		

Elem	Sr4077	Th2837	Ti3349	Tl1908	U_3701	V_2924	Zn2062	Zr3391
Line	407.771 { 83}	283.730 {119}	334.904 {101}	190.856 {477}	370.152 { 91}	292.402 {115}	206.200 {163}	339.198 { 99}
Units	ppm	ppm	ppm	ppm	ppm	ppm	ppm	ppm
Avg	**.00753**	**.00187**	**.33623**	**-.00047**	**.00732**	**.01903**	**.12301**	**.01108**
Stddev	.00007	.00076	.00069	.00109	.00508	.00072	.00069	.00103
%RSD	.87743	40.692	.20526	233.90	69.473	3.8017	.56026	9.2843
#1	.00748	.00240	.33574	-.00124	.00372	.01852	.12253	.01035
#2	.00757	.00133	.33671	.00031	.01091	.01954	.12350	.01181
Check ?	Chk Pass	Chk Pass	Chk Pass	Chk Pass	Chk Pass	Chk Pass	Chk Pass	Chk Pass
High Limit								
Low Limit								

Int. Std.	Y_2243	Y_3600	Y_3774
Line	224.306 {450}	360.073 { 94}	377.433 { 89}
Units	Cts/S	Cts/S	Cts/S
Avg	**1582.6**	**33364.**	**6081.2**
Stddev	.9	80.	49.9
%RSD	.05596	.24023	.82126
#1	1583.2	33421.	6045.9
#2	1582.0	33308.	6116.5

Sample Name: 280-83021-A-10-A Acquired: 5/20/2016 18:11:56 Type: Unk
Method: 6500_026(v10) Mode: CONC Corr. Factor: 1.000000
User: kellyca Custom ID1: Custom ID2: Custom ID3:
Comment: 325405 6010c s

Elem	Ag3280	Al3092	As1890	B_2089	Ba4554	Be3130	Bi2230	Ca3179	Cd2288
Line	328.068 {103}	309.271 {109}	189.042 {478}	208.959 {461}	455.403 { 74}	313.042 {108}	223.061 {451}	317.933 {106}	228.802 {447}
Units	ppm	ppm	ppm	ppm	ppm	ppm	ppm	ppm	ppm
Avg	**.00028**	**10.161**	**-.00091**	**.00195**	**.01990**	**-.00003**	**-.00048**	**.10528**	**.00014**
Stddev	.00025	.007	.00161	.00058	.00011	.00002	.00142	.00456	.00029
%RSD	87.453	.06695	178.03	29.603	.53509	76.418	297.26	4.3309	204.34
#1	.00011	10.156	-.00205	.00236	.01998	-.00001	.00052	.10850	-.00006
#2	.00045	10.166	.00023	.00155	.01983	-.00005	-.00148	.10205	.00035
Check ?	Chk Pass	Chk Pass	Chk Pass	Chk Pass	Chk Pass	Chk Pass	Chk Pass	Chk Pass	Chk Pass
High Limit									
Low Limit									

Elem	Co2286	Cr2055	Cu3247	Fe2599	K_7664	Li6707	Mg2790	Mn2576	Mo2020
Line	228.616 {447}	205.560 {464}	324.754 {104}	259.940 {130}	766.490 { 44}	670.784 { 50}	279.079 {121}2	257.610 {131}	202.030 {467}
Units	ppm	ppm	ppm	ppm	ppm	ppm	ppm	ppm	ppm
Avg	**.00002**	**.01259**	**.03775**	**21.002**	**.21869**	**.00439**	**.28013**	**.02837**	**.00042**
Stddev	.00026	.00012	.00022	.059	.02718	.00007	.00302	.00005	.00030
%RSD	1466.1	.91946	.57139	.27925	12.428	1.6629	1.0795	.18977	72.211
#1	.00020	.01251	.03790	21.043	.19947	.00434	.28226	.02841	.00063
#2	-.00017	.01267	.03759	20.960	.23791	.00444	.27799	.02833	.00021
Check ?	Chk Pass	Chk Pass	Chk Pass	Chk Pass	Chk Pass	Chk Pass	Chk Pass	Chk Pass	Chk Pass
High Limit									
Low Limit									

Elem	Na5895	Ni2316	P_1782	Pb2203	S_1820	Sb2068	Se1960	Si2881	Sn1899
Line	589.592 { 57}	231.604 {446}	178.284 {489}	220.353 {453}	182.034 {485}	206.833 {463}	196.090 {472}	288.158 {117}	189.989 {477}
Units	ppm	ppm	ppm	ppm	ppm	ppm	ppm	ppm	ppm
Avg	**.04722**	**.00527**	**.13660**	**.10505**	**.43300**	**.00161**	**.00350**	**2.0067**	**.00445**
Stddev	.00474	.00105	.00271	.00164	.00298	.00126	.00128	.0133	.00129
%RSD	10.036	19.829	1.9819	1.5637	.68756	78.468	36.545	.66341	28.900
#1	.05057	.00453	.13851	.10621	.43090	.00072	.00260	2.0161	.00536
#2	.04387	.00601	.13469	.10389	.43511	.00250	.00440	1.9972	.00354
Check ?	Chk Pass	Chk Pass	Chk Pass	Chk Pass	Chk Pass	Chk Pass	Chk Pass	Chk Pass	Chk Pass
High Limit									
Low Limit									

Elem	Sr4077	Th2837	Ti3349	Tl1908	U_3701	V_2924	Zn2062	Zr3391
Line	407.771 { 83}	283.730 {119}	334.904 {101}	190.856 {477}	370.152 { 91}	292.402 {115}	206.200 {163}	339.198 { 99}
Units	ppm	ppm	ppm	ppm	ppm	ppm	ppm	ppm
Avg	**.00266**	**-.00055**	**.18900**	**-.00146**	**.00244**	**.01735**	**.03672**	**.00785**
Stddev	.00012	.00222	.00008	.00263	.01784	.00023	.00051	.00008
%RSD	4.5071	405.56	.04357	180.24	731.17	1.3183	1.3902	1.0431
#1	.00258	-.00212	.18906	-.00332	-.01017	.01751	.03709	.00791
#2	.00275	.00102	.18894	.00040	.01505	.01718	.03636	.00779
Check ?	Chk Pass	Chk Pass	Chk Pass	Chk Pass	Chk Pass	Chk Pass	Chk Pass	Chk Pass
High Limit								
Low Limit								

Int. Std.	Y_2243	Y_3600	Y_3774
Line	224.306 {450}	360.073 { 94}	377.433 { 89}
Units	Cts/S	Cts/S	Cts/S
Avg	**1581.7**	**33323.**	**6088.8**
Stddev	.6	26.	4.7
%RSD	.03492	.07848	.07784
#1	1582.1	33342.	6092.2
#2	1581.3	33305.	6085.5

Sample Name: 280-83021-A-19-A Acquired: 5/20/2016 18:14:41 Type: Unk
Method: 6500_026(v10) Mode: CONC Corr. Factor: 1.000000
User: kellyca Custom ID1: Custom ID2: Custom ID3:
Comment: 325405 6010c s

Elem	Ag3280	Al3092	As1890	B_2089	Ba4554	Be3130	Bi2230	Ca3179	Cd2288
Line	328.068 {103}	309.271 {109}	189.042 {478}	208.959 {461}	455.403 { 74}	313.042 {108}	223.061 {451}	317.933 {106}	228.802 {447}
Units	ppm	ppm	ppm	ppm	ppm	ppm	ppm	ppm	ppm
Avg	**.00066**	**22.979**	**.00715**	**.00295**	**.21887**	**-.00005**	**-.00248**	**.81734**	**.01193**
Stddev	.00005	.022	.00312	.00000	.00138	.00002	.00112	.00140	.00000
%RSD	7.1632	.09666	43.594	.01395	.63172	44.758	45.069	.17171	.02185
#1	.00063	22.994	.00935	.00295	.21790	-.00006	-.00169	.81635	.01193
#2	.00069	22.963	.00495	.00295	.21985	-.00003	-.00327	.81834	.01193
Check ?	Chk Pass	Chk Pass	Chk Pass	Chk Pass	Chk Pass	Chk Pass	Chk Pass	Chk Pass	Chk Pass
High Limit									
Low Limit									

Elem	Co2286	Cr2055	Cu3247	Fe2599	K_7664	Li6707	Mg2790	Mn2576	Mo2020
Line	228.616 {447}	205.560 {464}	324.754 {104}	259.940 {130}	766.490 { 44}	670.784 { 50}	279.079 {121}2	257.610 {131}	202.030 {467}
Units	ppm	ppm	ppm	ppm	ppm	ppm	ppm	ppm	ppm
Avg	**.00293**	**.07030**	**.44589**	**32.188**	**.44470**	**.01354**	**1.0387**	**.27507**	**.00532**
Stddev	.00026	.00031	.00182	.052	.01941	.00066	.0002	.00103	.00029
%RSD	9.0077	.44332	.40717	.16215	4.3646	4.8521	.02197	.37543	5.4314
#1	.00275	.07008	.44717	32.151	.45843	.01400	1.0389	.27434	.00552
#2	.00312	.07052	.44461	32.225	.43098	.01307	1.0386	.27580	.00511
Check ?	Chk Pass	Chk Pass	Chk Pass	Chk Pass	Chk Pass	Chk Pass	Chk Pass	Chk Pass	Chk Pass
High Limit									
Low Limit									

Elem	Na5895	Ni2316	P_1782	Pb2203	S_1820	Sb2068	Se1960	Si2881	Sn1899
Line	589.592 { 57}	231.604 {446}	178.284 {489}	220.353 {453}	182.034 {485}	206.833 {463}	196.090 {472}	288.158 {117}	189.989 {477}
Units	ppm	ppm	ppm	ppm	ppm	ppm	ppm	ppm	ppm
Avg	**.06677**	**.04431**	**.47958**	**2.3410**	**.26054**	**.04067**	**.00110**	**2.9424**	**.13384**
Stddev	.00578	.00027	.00845	.0075	.00619	.00496	.00048	.0048	.00002
%RSD	8.6633	.60329	1.7621	.32173	2.3768	12.199	44.006	.16383	.01201
#1	.06268	.04450	.48556	2.3464	.25616	.03716	.00144	2.9458	.13383
#2	.07086	.04412	.47361	2.3357	.26492	.04418	.00075	2.9390	.13385
Check ?	Chk Pass	Chk Pass	Chk Pass	Chk Pass	Chk Pass	Chk Pass	Chk Pass	Chk Pass	Chk Pass
High Limit									
Low Limit									

Elem	Sr4077	Th2837	Ti3349	Tl1908	U_3701	V_2924	Zn2062	Zr3391
Line	407.771 { 83}	283.730 {119}	334.904 {101}	190.856 {477}	370.152 { 91}	292.402 {115}	206.200 {163}	339.198 { 99}
Units	ppm	ppm	ppm	ppm	ppm	ppm	ppm	ppm
Avg	**.09555**	**.00090**	**.25959**	**.00093**	**-.02307**	**.02529**	**.53195**	**.01307**
Stddev	.00026	.00061	.00094	.00072	.00226	.00031	.01212	.00024
%RSD	.26858	67.865	.36336	76.914	9.8175	1.2404	2.2791	1.8226
#1	.09537	.00133	.25893	.00043	-.02147	.02507	.52337	.01290
#2	.09573	.00047	.26026	.00144	-.02467	.02551	.54052	.01324
Check ?	Chk Pass	Chk Pass	Chk Pass	Chk Pass	Chk Pass	Chk Pass	Chk Pass	Chk Pass
High Limit								
Low Limit								

Int. Std.	Y_2243	Y_3600	Y_3774
Line	224.306 {450}	360.073 { 94}	377.433 { 89}
Units	Cts/S	Cts/S	Cts/S
Avg	**1580.6**	**33174.**	**6148.7**
Stddev	.5	38.	8.7
%RSD	.03185	.11359	.14104
#1	1580.2	33201.	6142.6
#2	1580.9	33147.	6154.8

Sample Name: 280-83021-A-20-A Acquired: 5/20/2016 18:17:24 Type: Unk
Method: 6500_026(v10) Mode: CONC Corr. Factor: 1.000000
User: kellyca Custom ID1: Custom ID2: Custom ID3:
Comment: 325405 6010c s

Elem	Ag3280	Al3092	As1890	B_2089	Ba4554	Be3130	Bi2230	Ca3179	Cd2288
Line	328.068 {103}	309.271 {109}	189.042 {478}	208.959 {461}	455.403 { 74}	313.042 {108}	223.061 {451}	317.933 {106}	228.802 {447}
Units	ppm	ppm	ppm	ppm	ppm	ppm	ppm	ppm	ppm
Avg	**-.00005**	**20.549**	**.00405**	**.00261**	**.04489**	**.00004**	**-.00064**	**.59459**	**.00200**
Stddev	.00073	.080	.00597	.00026	.00021	.00003	.00193	.00260	.00011
%RSD	1385.2	.39160	147.53	10.072	.46052	64.679	301.56	.43645	5.2912
#1	-.00057	20.606	-.00017	.00279	.04474	.00002	-.00200	.59275	.00193
#2	.00046	20.492	.00827	.00242	.04503	.00007	.00072	.59642	.00208
Check ?	Chk Pass	Chk Pass	Chk Pass	Chk Pass	Chk Pass	Chk Pass	Chk Pass	Chk Pass	Chk Pass
High Limit									
Low Limit									

Elem	Co2286	Cr2055	Cu3247	Fe2599	K_7664	Li6707	Mg2790	Mn2576	Mo2020
Line	228.616 {447}	205.560 {464}	324.754 {104}	259.940 {130}	766.490 { 44}	670.784 { 50}	279.079 {121}2	257.610 {131}	202.030 {467}
Units	ppm	ppm	ppm	ppm	ppm	ppm	ppm	ppm	ppm
Avg	**.00064**	**.01623**	**.08385**	**10.339**	**.41335**	**.01226**	**.69481**	**.07916**	**.00123**
Stddev	.00023	.00026	.00537	.011	.00664	.00101	.04413	.00568	.00015
%RSD	35.023	1.5929	6.4012	.10711	1.6052	8.2447	6.3515	7.1748	12.308
#1	.00080	.01642	.08005	10.331	.40866	.01155	.66360	.07514	.00113
#2	.00048	.01605	.08764	10.347	.41804	.01298	.72601	.08318	.00134
Check ?	Chk Pass	Chk Pass	Chk Pass	Chk Pass	Chk Pass	Chk Pass	Chk Pass	Chk Pass	Chk Pass
High Limit									
Low Limit									

Elem	Na5895	Ni2316	P_1782	Pb2203	S_1820	Sb2068	Se1960	Si2881	Sn1899
Line	589.592 { 57}	231.604 {446}	178.284 {489}	220.353 {453}	182.034 {485}	206.833 {463}	196.090 {472}	288.158 {117}	189.989 {477}
Units	ppm	ppm	ppm	ppm	ppm	ppm	ppm	ppm	ppm
Avg	**.06470**	**.00999**	**.23549**	**.23539**	**.30280**	**.00065**	**.00258**	**3.1677**	**.00472**
Stddev	.00024	.00017	.00008	.00240	.00338	.00017	.00260	.0101	.00040
%RSD	.37609	1.7139	.03261	1.0191	1.1150	26.102	100.87	.31905	8.4454
#1	.06487	.01011	.23544	.23709	.30519	.00077	.00074	3.1748	.00444
#2	.06453	.00987	.23555	.23370	.30041	.00053	.00442	3.1605	.00500
Check ?	Chk Pass	Chk Pass	Chk Pass	Chk Pass	Chk Pass	Chk Pass	Chk Pass	Chk Pass	Chk Pass
High Limit									
Low Limit									

Elem	Sr4077	Th2837	Ti3349	Tl1908	U_3701	V_2924	Zn2062	Zr3391
Line	407.771 { 83}	283.730 {119}	334.904 {101}	190.856 {477}	370.152 { 91}	292.402 {115}	206.200 {163}	339.198 { 99}
Units	ppm	ppm	ppm	ppm	ppm	ppm	ppm	ppm
Avg	**.00707**	**.00127**	**.26413**	**.00034**	**.00712**	**.02588**	**.16091**	**.01080**
Stddev	.00001	.00001	.01971	.00027	.01115	.00106	.01162	.00125
%RSD	.13064	.71970	7.4633	80.893	156.61	4.1074	7.2194	11.563
#1	.00708	.00127	.25019	.00014	.01501	.02513	.15270	.01169
#2	.00706	.00126	.27807	.00053	-.00076	.02663	.16913	.00992
Check ?	Chk Pass	Chk Pass	Chk Pass	Chk Pass	Chk Pass	Chk Pass	Chk Pass	Chk Pass
High Limit								
Low Limit								

Int. Std.	Y_2243	Y_3600	Y_3774
Line	224.306 {450}	360.073 { 94}	377.433 { 89}
Units	Cts/S	Cts/S	Cts/S
Avg	**1591.2**	**32348.**	**6237.8**
Stddev	2.4	1791.	15.8
%RSD	.14798	5.5360	.25297
#1	1589.5	33614.	6226.6
#2	1592.8	31082.	6249.0

Sample Name: 280-83021-A-21-A Acquired: 5/20/2016 18:20:08 Type: Unk
Method: 6500_026(v10) Mode: CONC Corr. Factor: 1.000000
User: kellyca Custom ID1: Custom ID2: Custom ID3:
Comment: 325405 6010c s

Elem	Ag3280	Al3092	As1890	B_2089	Ba4554	Be3130	Bi2230	Ca3179	Cd2288
Line	328.068 {103}	309.271 {109}	189.042 {478}	208.959 {461}	455.403 { 74}	313.042 {108}	223.061 {451}	317.933 {106}	228.802 {447}
Units	ppm	ppm	ppm	ppm	ppm	ppm	ppm	ppm	ppm
Avg	**-.00013**	**24.223**	**-.00236**	**.00300**	**.05712**	**.00003**	**-.00324**	**.19425**	**.00246**
Stddev	.00053	.095	.00195	.00057	.00043	.00001	.00170	.00336	.00002
%RSD	415.38	.39040	82.832	19.092	.75943	24.914	52.400	1.7281	.78284
#1	-.00050	24.290	-.00374	.00341	.05681	.00004	-.00204	.19663	.00247
#2	.00025	24.157	-.00098	.00260	.05743	.00003	-.00444	.19188	.00245
Check ?	Chk Pass	Chk Pass	Chk Pass	Chk Pass	Chk Pass	Chk Pass	Chk Pass	Chk Pass	Chk Pass
High Limit									
Low Limit									

Elem	Co2286	Cr2055	Cu3247	Fe2599	K_7664	Li6707	Mg2790	Mn2576	Mo2020
Line	228.616 {447}	205.560 {464}	324.754 {104}	259.940 {130}	766.490 { 44}	670.784 { 50}	279.079 {121}2	257.610 {131}	202.030 {467}
Units	ppm	ppm	ppm	ppm	ppm	ppm	ppm	ppm	ppm
Avg	**.00047**	**.01747**	**.08978**	**11.800**	**.47985**	**.01560**	**.78786**	**.07447**	**.00128**
Stddev	.00034	.00027	.00026	.056	.00116	.00051	.00050	.00013	.00006
%RSD	73.333	1.5185	.28506	.47340	.24151	3.2526	.06396	.17047	4.6650
#1	.00023	.01766	.08960	11.840	.48067	.01524	.78821	.07438	.00123
#2	.00071	.01728	.08996	11.761	.47903	.01596	.78750	.07456	.00132
Check ?	Chk Pass	Chk Pass	Chk Pass	Chk Pass	Chk Pass	Chk Pass	Chk Pass	Chk Pass	Chk Pass
High Limit									
Low Limit									

Elem	Na5895	Ni2316	P_1782	Pb2203	S_1820	Sb2068	Se1960	Si2881	Sn1899
Line	589.592 { 57}	231.604 {446}	178.284 {489}	220.353 {453}	182.034 {485}	206.833 {463}	196.090 {472}	288.158 {117}	189.989 {477}
Units	ppm	ppm	ppm	ppm	ppm	ppm	ppm	ppm	ppm
Avg	**.03512**	**.01188**	**.21842**	**.09824**	**.22554**	**.00254**	**-.00473**	**3.9831**	**.00295**
Stddev	.00001	.00061	.00126	.00187	.00696	.00400	.00107	.0133	.00075
%RSD	.02101	5.1538	.57486	1.9001	3.0881	157.58	22.587	.33383	25.391
#1	.03513	.01145	.21753	.09692	.22061	.00537	-.00548	3.9925	.00348
#2	.03512	.01231	.21930	.09956	.23046	-.00029	-.00397	3.9737	.00242
Check ?	Chk Pass	Chk Pass	Chk Pass	Chk Pass	Chk Pass	Chk Pass	Chk Pass	Chk Pass	Chk Pass
High Limit									
Low Limit									

Elem	Sr4077	Th2837	Ti3349	Tl1908	U_3701	V_2924	Zn2062	Zr3391
Line	407.771 { 83}	283.730 {119}	334.904 {101}	190.856 {477}	370.152 { 91}	292.402 {115}	206.200 {163}	339.198 { 99}
Units	ppm	ppm	ppm	ppm	ppm	ppm	ppm	ppm
Avg	**.00398**	**.00051**	**.28309**	**.00017**	**.01579**	**.02851**	**.15604**	**.01261**
Stddev	.00001	.00162	.00137	.00071	.00935	.00048	.00101	.00040
%RSD	.28013	314.47	.48499	418.27	59.228	1.6746	.65040	3.1414
#1	.00397	-.00063	.28406	.00067	.02240	.02817	.15532	.01289
#2	.00399	.00166	.28212	-.00033	.00917	.02885	.15676	.01233
Check ?	Chk Pass	Chk Pass	Chk Pass	Chk Pass	Chk Pass	Chk Pass	Chk Pass	Chk Pass
High Limit								
Low Limit								

Int. Std.	Y_2243	Y_3600	Y_3774
Line	224.306 {450}	360.073 { 94}	377.433 { 89}
Units	Cts/S	Cts/S	Cts/S
Avg	**1582.0**	**33065.**	**6119.1**
Stddev	6.5	105.	29.9
%RSD	.41099	.31660	.48895
#1	1586.6	32991.	6097.9
#2	1577.4	33139.	6140.2

Sample Name: ccvh-3900196 Acquired: 5/20/2016 18:22:52 Type: QC
Method: 6500_026(v10) Mode: CONC Corr. Factor: 1.000000
User: kellyca Custom ID1: Custom ID2: Custom ID3:
Comment:

Elem	Ag3280	Al3092	As1890	B_2089	Ba4554	Be3130	Bi2230	Ca3179	Cd2288	Co2286	Cr2055	Cu3247	Fe2714
Units	ppm	ppm	ppm	ppm	ppm	ppm	ppm	ppm	ppm	ppm	ppm	ppm	ppm
Avg	**-.00221**	**47.241**	**-.00253**	**.00161**	**.00010**	**-.00037**	**1.0450**	**-.05499**	**-.00096**	**.00293**	**-.00050**	**.00565**	**47.653**
Stddev	.00123	.156	.00133	.00137	.00001	.00001	.0007	.00034	.00019	.00073	.00019	.00003	.141
%RSD	55.578	.33084	52.620	85.222	5.6110	2.0873	.06960	.62319	20.065	25.052	39.287	.45416	.29607
#1	-.00134	47.130	-.00348	.00064	.00010	-.00037	1.0455	-.05475	-.00110	.00345	-.00036	.00564	47.554
#2	-.00308	47.351	-.00159	.00258	.00010	-.00038	1.0445	-.05523	-.00082	.00241	-.00063	.00567	47.753
Check ?	None	Chk Pass	None	None	None	None	Chk Pass	None	None	None	None	None	Chk Pass
Value													
Range													

Elem	K_7664	Li6707	Mg2790	Mn2576	Mo2020	Na8183	Ni2316	P_1782	Pb2203	S_1820	Sb2068	Se1960	Si2881
Units	ppm	ppm	ppm	ppm	ppm	ppm	ppm	ppm	ppm	ppm	ppm	ppm	ppm
Avg	**.00404**	**.00011**	**.14316**	**-.00049**	**-.00262**	**253.18**	**-.00014**	**.00147**	**.00060**	**4.9998**	**-.00031**	**.00444**	**-.00770**
Stddev	.00598	.00050	.00748	.00000	.00010	.42	.00009	.00674	.00085	.0420	.00122	.00357	.00373
%RSD	148.16	453.97	5.2224	.38790	3.7485	.16442	63.900	459.32	141.09	.84003	392.20	80.388	48.444
#1	-.00019	.00047	.13788	-.00049	-.00255	252.89	-.00008	.00624	.00120	5.0295	.00055	.00696	-.00506
#2	.00826	-.00024	.14845	-.00049	-.00269	253.48	-.00020	-.00330	.00000	4.9701	-.00117	.00192	-.01034
Check ?	None	None	None	None	None	Chk Pass	None	None	None	Chk Pass	None	None	None
Value													
Range													

Elem	Sn1899	Sr4077	Th2837	Ti3349	Tl1908	U_3701	V_2924	Zn2062	Zr3391
Units	ppm	ppm	ppm	ppm	ppm	ppm	ppm	ppm	ppm
Avg	**.00071**	**.00029**	**4.9118**	**.02583**	**-.00272**	**10.096**	**-.01644**	**-.00233**	**-.01327**
Stddev	.00068	.00001	.0020	.00014	.00149	.036	.00110	.00075	.00402
%RSD	95.759	2.2021	.04137	.52513	54.754	.35195	6.7189	32.245	30.280
#1	.00023	.00029	4.9133	.02592	-.00167	10.071	-.01722	-.00286	-.01612
#2	.00120	.00028	4.9104	.02573	-.00377	10.121	-.01566	-.00180	-.01043
Check ?	None	None	Chk Pass	None	None	Chk Pass	None	None	None
Value									
Range									

Int. Std.	Y_2243	Y_3600	Y_3774
Units	Cts/S	Cts/S	Cts/S
Avg	**1515.1**	**30984.**	**5849.5**
Stddev	5.8	150.	26.8
%RSD	.38233	.48367	.45770
#1	1511.0	30878.	5868.4
#2	1519.2	31090.	5830.6

Sample Name: ccv-3900195 Acquired: 5/20/2016 18:25:43 Type: QC
Method: 6500_026(v10) Mode: CONC Corr. Factor: 1.000000
User: kellyca Custom ID1: Custom ID2: Custom ID3:
Comment:

Elem	Ag3280	Al1670	As1890	B_2089	Ba4554	Be3130	Bi2230	Ca3179	Cd2288	Co2286	Cr2055	Cu3247	Fe2599
Units	ppm	ppm	ppm	ppm	ppm	ppm	ppm	ppm	ppm	ppm	ppm	ppm	ppm
Avg	**.48818**	**.51701**	**1.0159**	**.52674**	**.49668**	**.51173**	**-.00100**	**5.1075**	**.52322**	**.52287**	**.51647**	**.49044**	**2.5336**
Stddev	.00055	.00142	.0007	.00288	.00164	.00131	.00172	.0429	.00121	.00024	.00181	.00077	.0079
%RSD	.11238	.27552	.07321	.54592	.32971	.25582	173.03	.84018	.23189	.04517	.35138	.15739	.31278
#1	.48779	.51802	1.0165	.52470	.49552	.51080	.00022	5.0771	.52237	.52270	.51518	.48989	2.5280
#2	.48857	.51601	1.0154	.52877	.49783	.51265	-.00222	5.1378	.52408	.52303	.51775	.49099	2.5392
Check ?	Chk Pass	Chk Pass	Chk Pass	Chk Pass	Chk Pass	Chk Pass	None	Chk Pass	Chk Pass	Chk Pass	Chk Pass	Chk Pass	Chk Pass
Value													
Range													

Elem	K_7664	Li6707	Mg2790	Mn2576	Mo2020	Na5895	Ni2316	P_1782	Pb2203	S_1820	Sb2068	Se1960	Si2881
Units	ppm	ppm	ppm	ppm	ppm	ppm	ppm	ppm	ppm	ppm	ppm	ppm	ppm
Avg	**51.167**	**1.0464**	**19.767**	**.50429**	**.52169**	**5.1874**	**.50733**	**1.0022**	**1.0453**	**.00542**	**1.0358**	**1.0129**	**5.0829**
Stddev	.243	.0021	.012	.00163	.00033	.0195	.00036	.0055	.0074	.00051	.0010	.0048	.0308
%RSD	.47450	.19920	.06178	.32317	.06318	.37619	.07165	.54428	.70477	9.4825	.09717	.47054	.60512
#1	50.996	1.0449	19.775	.50545	.52145	5.2012	.50759	.99834	1.0401	.00579	1.0365	1.0163	5.0611
#2	51.339	1.0479	19.758	.50314	.52192	5.1736	.50707	1.0061	1.0505	.00506	1.0351	1.0096	5.1046
Check ?	Chk Pass	Chk Pass	Chk Pass	Chk Pass	Chk Pass	Chk Pass	Chk Pass	Chk Pass	Chk Pass	None	Chk Pass	Chk Pass	Chk Pass
Value													
Range													

Elem	Sn1899	Sr4077	Th2837	Ti3349	Tl1908	U_3701	V_2924	Zn2062	Zr3391
Units	ppm	ppm	ppm	ppm	ppm	ppm	ppm	ppm	ppm
Avg	**1.0048**	**.48212**	**.00125**	**.47826**	**1.0428**	**.01797**	**.48244**	**.50908**	**.49919**
Stddev	.0041	.00212	.00038	.00061	.0084	.00314	.00118	.00548	.00168
%RSD	.40473	.44059	30.657	.12734	.80336	17.468	.24525	1.0766	.33742
#1	1.0077	.48062	.00098	.47869	1.0369	.02019	.48327	.51296	.49800
#2	1.0019	.48362	.00152	.47783	1.0487	.01575	.48160	.50521	.50038
Check ?	Chk Pass	Chk Pass	None	Chk Pass	Chk Pass	None	Chk Pass	Chk Pass	Chk Pass
Value									
Range									

Int. Std.	Y_2243	Y_3600	Y_3774
Units	Cts/S	Cts/S	Cts/S
Avg	**1542.8**	**31480.**	**5759.4**
Stddev	5.7	155.	43.1
%RSD	.36823	.49242	.74859
#1	1546.8	31371.	5789.8
#2	1538.8	31590.	5728.9

Sample Name: ccb Acquired: 5/20/2016 18:28:23 Type: QC
Method: 6500_026(v10) Mode: CONC Corr. Factor: 1.000000
User: kellyca Custom ID1: Custom ID2: Custom ID3:
Comment:

Elem	Ag3280	Al1670	As1890	B_2089	Ba4554	Be3130	Bi2230	Ca3179	Cd2288	Co2286	Cr2055	Cu3247
Units	ppm	ppm	ppm	ppm	ppm	ppm	ppm	ppm	ppm	ppm	ppm	ppm
Avg	**-.00014**	**-.00078**	**-.00015**	**.00110**	**-.00000**	**-.00010**	**-.00398**	**-.00552**	W **.00053**	**-.00028**	**-.00002**	**-.00048**
Stddev	.00018	.00103	.00264	.00115	.00003	.00015	.00236	.00120	.00022	.00013	.00003	.00032
%RSD	131.28	132.80	1709.3	104.10	2716.1	152.90	59.336	21.743	41.060	47.479	178.90	66.342
#1	-.00001	-.00005	.00171	.00192	.00002	.00001	-.00564	-.00637	.00068	-.00018	.00001	-.00070
#2	-.00027	-.00150	-.00202	.00029	-.00002	-.00021	-.00231	-.00467	.00038	-.00037	-.00004	-.00025
Check ?	Chk Pass	Chk Pass	Chk Pass	Chk Pass	Chk Pass	Chk Pass	None	Chk Pass	Chk Warn	Chk Pass	Chk Pass	Chk Pass
High Limit									.00045			
Low Limit									-.00045			

Elem	Fe2599	K_7664	Li6707	Mg2790	Mn2576	Mo2020	Na5895	Ni2316	P_1782	Pb2203	S_1820	Sb2068
Units	ppm	ppm	ppm	ppm	ppm	ppm	ppm	ppm	ppm	ppm	ppm	ppm
Avg	**.00176**	**.06678**	**-.00004**	**.00493**	**.00017**	**.00029**	**.01085**	**-.00040**	**-.00387**	**.00048**	**.00727**	**-.00054**
Stddev	.00156	.02299	.00070	.00242	.00005	.00038	.00187	.00026	.00100	.00043	.00200	.00010
%RSD	88.384	34.421	1621.8	49.011	30.013	129.92	17.233	65.629	25.904	88.968	27.511	18.675
#1	.00066	.05053	.00045	.00322	.00013	.00002	.01217	-.00021	-.00316	.00079	.00586	-.00061
#2	.00287	.08304	-.00054	.00664	.00021	.00057	.00953	-.00058	-.00458	.00018	.00868	-.00047
Check ?	Chk Pass	Chk Pass	Chk Pass	Chk Pass	Chk Pass	Chk Pass	Chk Pass	Chk Pass	Chk Pass	Chk Pass	None	Chk Pass
High Limit												
Low Limit												

Elem	Se1960	Si2881	Sn1899	Sr4077	Th2837	Ti3349	Tl1908	U_3701	V_2924	Zn2062	Zr3391
Units	ppm	ppm	ppm	ppm	ppm	ppm	ppm	ppm	ppm	ppm	ppm
Avg	**-.00292**	**-.00512**	**.00010**	**.00007**	**-.00255**	**.00009**	**-.00084**	**.02659**	**.00034**	**-.00057**	**.00187**
Stddev	.00355	.00157	.00169	.00001	.00178	.00008	.00075	.00677	.00076	.00122	.00013
%RSD	121.75	30.641	1704.6	9.5897	69.779	90.541	89.216	25.481	223.64	213.29	6.8708
#1	-.00543	-.00623	.00129	.00006	-.00381	.00003	-.00137	.02180	.00088	.00029	.00196
#2	-.00041	-.00401	-.00109	.00007	-.00129	.00014	-.00031	.03138	-.00020	-.00144	.00178
Check ?	Chk Pass	Chk Pass	Chk Pass	Chk Pass	Chk Pass	Chk Pass	Chk Pass	Chk Pass	Chk Pass	Chk Pass	Chk Pass
High Limit											
Low Limit											

Int. Std.	Y_2243	Y_3600	Y_3774
Units	Cts/S	Cts/S	Cts/S
Avg	**1547.5**	**33092.**	**6000.1**
Stddev	.4	53.	34.3
%RSD	.02612	.16052	.57116
#1	1547.8	33129.	6024.4
#2	1547.2	33054.	5975.9

Sample Name: ccvl-3903059 Acquired: 5/20/2016 18:31:10 Type: QC
Method: 6500_026(v10) Mode: CONC Corr. Factor: 1.000000
User: kellyca Custom ID1: Custom ID2: Custom ID3:
Comment:

Elem	Ag3280	Al1670	As1890	B_2089	Ba4554	Be3130	Bi2230	Ca3179	Cd2288	Co2286	Cr2055	Cu3247
Units	ppm	ppm	ppm	ppm	ppm	ppm	ppm	ppm	ppm	ppm	ppm	ppm
Avg	**.00987**	**.10595**	**.01399**	**.10698**	**.01028**	**.00090**	**.11512**	**.20166**	**.00548**	**.01046**	**.01049**	**.01455**
Stddev	.00064	.00061	.00274	.00073	.00011	.00009	.00167	.00355	.00024	.00006	.00025	.00010
%RSD	6.5242	.57804	19.571	.67934	1.0634	9.7325	1.4478	1.7604	4.3792	.55412	2.3372	.67842
#1	.01033	.10638	.01205	.10749	.01035	.00083	.11630	.20417	.00565	.01042	.01066	.01462
#2	.00942	.10551	.01592	.10646	.01020	.00096	.11394	.19915	.00531	.01050	.01031	.01448
Check ?	Chk Pass	Chk Pass	Chk Pass	Chk Pass	Chk Pass	Chk Pass	Chk Pass	Chk Pass	Chk Pass	Chk Pass	Chk Pass	Chk Pass
Value												
Range												

Elem	Fe2599	K_7664	Li6707	Mg2790	Mn2576	Mo2020	Na5895	Ni2316	P_1782	Pb2203	S_1820	Sb2068
Units	ppm	ppm	ppm	ppm	ppm	ppm	ppm	ppm	ppm	ppm	ppm	ppm
Avg	**.11043**	**3.1465**	**.01029**	**.20539**	**.01026**	**.02101**	**1.0449**	**.04234**	**2.9818**	**.00973**	**.00421**	**.02313**
Stddev	.00010	.0100	.00057	.00203	.00003	.00046	.0009	.00051	.0009	.00117	.00265	.00035
%RSD	.08795	.31856	5.5486	.98989	.24847	2.1853	.08337	1.2093	.02898	12.063	63.060	1.4983
#1	.11037	3.1536	.00989	.20682	.01027	.02134	1.0443	.04271	2.9812	.00890	.00608	.02338
#2	.11050	3.1394	.01069	.20395	.01024	.02069	1.0455	.04198	2.9824	.01056	.00233	.02289
Check ?	Chk Pass	Chk Pass	Chk Pass	Chk Pass	Chk Pass	Chk Pass	Chk Pass	Chk Pass	Chk Pass	Chk Pass	None	Chk Pass
Value												
Range												

Elem	Se1960	Si2881	Sn1899	Sr4077	Th2837	Ti3349	Tl1908	U_3701	V_2924	Zn2062	Zr3391
Units	ppm	ppm	ppm	ppm	ppm	ppm	ppm	ppm	ppm	ppm	ppm
Avg	F **.00739**	**.50841**	**.10341**	**.00970**	**.01289**	**.00944**	**.01582**	**.06887**	**.00920**	**.02014**	**.01529**
Stddev	.00352	.01388	.00025	.00008	.00135	.00039	.00041	.00518	.00010	.00088	.00060
%RSD	47.637	2.7310	.23825	.84553	10.480	4.1651	2.5964	7.5218	1.0726	4.3454	3.9137
#1	.00490	.51823	.10359	.00965	.01385	.00972	.01553	.06521	.00913	.01952	.01572
#2	.00988	.49860	.10324	.00976	.01194	.00917	.01611	.07253	.00927	.02076	.01487
Check ?	Chk Fail	Chk Pass	Chk Pass	Chk Pass	Chk Pass	Chk Pass	Chk Pass	Chk Pass	Chk Pass	Chk Pass	Chk Pass
Value	.01500										
Range	-30.000%										

Int. Std.	Y_2243	Y_3600	Y_3774
Units	Cts/S	Cts/S	Cts/S
Avg	**1569.9**	**32984.**	**5966.5**
Stddev	3.6	163.	21.9
%RSD	.22728	.49549	.36774
#1	1567.4	32869.	5982.0
#2	1572.4	33100.	5951.0

Sample Name: MB 280-325571/1-A Acquired: 5/20/2016 18:33:57 Type: Unk
Method: 6500_026(v10) Mode: CONC Corr. Factor: 1.000000
User: kellyca Custom ID1: 5/17 Custom ID2: Custom ID3:
Comment: 325571 6010c q5

Elem	Ag3280	Al1670	As1890	B_2089	Ba4554	Be3130	Bi2230	Ca3179	Cd2288
Line	328.068 {103}	167.079 {502}	189.042 {478}	208.959 {461}	455.403 { 74}	313.042 {108}	223.061 {451}	317.933 {106}	228.802 {447}
Units	ppm	ppm	ppm	ppm	ppm	ppm	ppm	ppm	ppm
Avg	**-.00014**	**.00476**	**-.00243**	**.00005**	**-.00001**	**-.00011**	**-.00223**	**.01579**	**.00006**
Stddev	.00032	.00063	.00342	.00156	.00005	.00001	.00057	.00452	.00016
%RSD	231.45	13.268	140.68	3289.5	442.91	12.067	25.699	28.617	259.36
#1	-.00036	.00431	-.00485	-.00105	-.00004	-.00010	-.00263	.01259	.00018
#2	.00009	.00521	-.00001	.00115	.00002	-.00011	-.00182	.01898	-.00005
Check ?	Chk Pass	Chk Pass	Chk Pass	Chk Pass	Chk Pass	Chk Pass	Chk Pass	Chk Pass	Chk Pass
High Limit									
Low Limit									

Elem	Co2286	Cr2055	Cu3247	Fe2599	K_7664	Li6707	Mg2790	Mn2576	Mo2020
Line	228.616 {447}	205.560 {464}	324.754 {104}	259.940 {130}	766.490 { 44}	670.784 { 50}	279.079 {121}2	257.610 {131}	202.030 {467}
Units	ppm	ppm	ppm	ppm	ppm	ppm	ppm	ppm	ppm
Avg	**-.00036**	**.00010**	**-.00065**	**.02113**	**.03173**	**-.00018**	**.00362**	**.00040**	**-.00039**
Stddev	.00010	.00013	.00010	.00001	.00270	.00054	.00112	.00010	.00019
%RSD	27.108	125.42	15.001	.06842	8.5193	298.13	30.786	24.503	49.742
#1	-.00029	.00019	-.00072	.02112	.03364	.00020	.00284	.00047	-.00052
#2	-.00042	.00001	-.00058	.02114	.02982	-.00057	.00441	.00033	-.00025
Check ?	Chk Pass	Chk Pass	Chk Pass	Chk Pass	Chk Pass	Chk Pass	Chk Pass	Chk Pass	Chk Pass
High Limit									
Low Limit									

Elem	Na5895	Ni2316	P_1782	Pb2203	S_1820	Sb2068	Se1960	Si2881	Sn1899
Line	589.592 { 57}	231.604 {446}	178.284 {489}	220.353 {453}	182.034 {485}	206.833 {463}	196.090 {472}	288.158 {117}	189.989 {477}
Units	ppm	ppm	ppm	ppm	ppm	ppm	ppm	ppm	ppm
Avg	**.01532**	**.00050**	**-.00052**	**.00109**	**.00791**	**.00191**	**-.00448**	**.00163**	**.00073**
Stddev	.00091	.00034	.00270	.00079	.00453	.00264	.00354	.00293	.00062
%RSD	5.9494	67.455	515.15	72.359	57.267	138.66	78.972	180.13	84.807
#1	.01596	.00074	-.00243	.00165	.01111	.00004	-.00198	-.00045	.00029
#2	.01468	.00026	.00139	.00053	.00471	.00377	-.00698	.00370	.00117
Check ?	Chk Pass	Chk Pass	Chk Pass	Chk Pass	Chk Pass	Chk Pass	Chk Pass	Chk Pass	Chk Pass
High Limit									
Low Limit									

Elem	Sr4077	Th2837	Ti3349	Tl1908	U_3701	V_2924	Zn2062	Zr3391
Line	407.771 { 83}	283.730 {119}	334.904 {101}	190.856 {477}	370.152 { 91}	292.402 {115}	206.200 {163}	339.198 { 99}
Units	ppm	ppm	ppm	ppm	ppm	ppm	ppm	ppm
Avg	**.00012**	**-.00208**	**.00008**	**-.00198**	**.01766**	**.00005**	**.00235**	**-.00009**
Stddev	.00005	.00109	.00005	.00342	.00743	.00028	.00114	.00015
%RSD	40.392	52.427	69.032	172.38	42.086	584.48	48.583	167.77
#1	.00016	-.00131	.00011	-.00440	.01240	.00024	.00154	.00002
#2	.00009	-.00285	.00004	.00043	.02291	-.00015	.00316	-.00020
Check ?	Chk Pass	Chk Pass	Chk Pass	Chk Pass	Chk Pass	Chk Pass	Chk Pass	Chk Pass
High Limit								
Low Limit								

Int. Std.	Y_2243	Y_3600	Y_3774
Line	224.306 {450}	360.073 { 94}	377.433 { 89}
Units	Cts/S	Cts/S	Cts/S
Avg	**1560.3**	**32994.**	**6002.2**
Stddev	1.3	15.	5.4
%RSD	.08531	.04550	.08975
#1	1561.2	33004.	5998.4
#2	1559.4	32983.	6006.0

Sample Name: LCS 280-325571/2-A Acquired: 5/20/2016 18:36:45 Type: Unk
Method: 6500_026(v10) Mode: CONC Corr. Factor: 1.000000
User: kellyca Custom ID1: Custom ID2: Custom ID3:
Comment: 325571 6010c q5

Elem	Ag3280	Al1670	As1890	B_2089	Ba4554	Be3130	Bi2230	Ca3179	Cd2288
Line	328.068 {103}	167.079 {502}	189.042 {478}	208.959 {461}	455.403 { 74}	313.042 {108}	223.061 {451}	317.933 {106}	228.802 {447}
Units	ppm	ppm	ppm	ppm	ppm	ppm	ppm	ppm	ppm
Avg	**.05023**	**2.0298**	**1.0689**	F **1.1161**	**2.0652**	**.05267**	F **2.2399**	**51.442**	**.10675**
Stddev	.00055	.0057	.0045	.0008	.0054	.00012	.0030	.047	.00004
%RSD	1.0888	.28139	.41950	.07091	.25978	.22543	.13510	.09219	.04131
#1	.05062	2.0339	1.0657	1.1155	2.0614	.05258	2.2377	51.409	.10679
#2	.04984	2.0258	1.0721	1.1167	2.0690	.05275	2.2420	51.476	.10672
Check ?	Chk Pass	Chk Pass	Chk Pass	Chk Fail	Chk Pass	Chk Pass	Chk Fail	Chk Pass	Chk Pass
High Limit				1.1000			2.2000		
Low Limit				.89000			1.8000		

Elem	Co2286	Cr2055	Cu3247	Fe2599	K_7664	Li6707	Mg2790	Mn2576	Mo2020
Line	228.616 {447}	205.560 {464}	324.754 {104}	259.940 {130}	766.490 { 44}	670.784 { 50}	279.079 {121}2	257.610 {131}	202.030 {467}
Units	ppm	ppm	ppm	ppm	ppm	ppm	ppm	ppm	ppm
Avg	**.52787**	F **.21288**	**.25588**	**1.0589**	**53.657**	**1.0987**	**50.315**	**.50351**	F **1.1198**
Stddev	.00152	.00022	.00053	.0008	.192	.0020	.122	.00211	.0003
%RSD	.28871	.10279	.20764	.07834	.35844	.18294	.24196	.42004	.02789
#1	.52895	.21273	.25625	1.0583	53.521	1.0973	50.229	.50201	1.1195
#2	.52679	.21304	.25550	1.0595	53.793	1.1001	50.401	.50500	1.1200
Check ?	Chk Pass	Chk Fail	Chk Pass	Chk Pass	Chk Pass	Chk Pass	Chk Pass	Chk Pass	Chk Fail
High Limit		.05750							1.1000
Low Limit		.04300							.90000

Elem	Na8183	Ni2316	P_1782	Pb2203	S_1820	Sb2068	Se1960	Si2881	Sn1899
Line	818.326 { 41}	231.604 {446}	178.284 {489}	220.353 {453}	182.034 {485}	206.833 {463}	196.090 {472}	288.158 {117}	189.989 {477}
Units	ppm	ppm	ppm	ppm	ppm	ppm	ppm	ppm	ppm
Avg	**52.961**	**.51361**	**10.695**	**.53453**	**2.1348**	F **.54638**	**2.1158**	**10.493**	**2.0529**
Stddev	.109	.00165	.015	.00028	.0058	.00117	.0086	.024	.0032
%RSD	.20658	.32141	.14420	.05174	.27080	.21428	.40554	.22528	.15563
#1	52.884	.51478	10.706	.53473	2.1308	.54555	2.1219	10.476	2.0552
#2	53.038	.51245	10.684	.53434	2.1389	.54721	2.1097	10.509	2.0506
Check ?	Chk Pass	Chk Pass	Chk Pass	Chk Pass	Chk Pass	Chk Fail	Chk Pass	Chk Pass	Chk Pass
High Limit						.54000			
Low Limit						.44000			

Elem	Sr4077	Th2837	Ti3349	Tl1908	U_3701	V_2924	Zn2062	Zr3391
Line	407.771 { 83}	283.730 {119}	334.904 {101}	190.856 {477}	370.152 { 91}	292.402 {115}	206.200 {163}	339.198 { 99}
Units	ppm	ppm	ppm	ppm	ppm	ppm	ppm	ppm
Avg	**.98752**	**1.0139**	**.99333**	**2.0540**	**2.1802**	**.48645**	**.50753**	**.51825**
Stddev	.00322	.0051	.00215	.0032	.0030	.00064	.00554	.00281
%RSD	.32652	.50244	.21648	.15415	.13608	.13142	1.0922	.54241
#1	.98524	1.0103	.99181	2.0518	2.1823	.48599	.50361	.51626
#2	.98980	1.0175	.99485	2.0563	2.1781	.48690	.51145	.52024
Check ?	Chk Pass	Chk Pass	Chk Pass	Chk Pass	Chk Pass	Chk Pass	Chk Pass	Chk Pass
High Limit								
Low Limit								

Int. Std.	Y_2243	Y_3600	Y_3774
Line	224.306 {450}	360.073 { 94}	377.433 { 89}
Units	Cts/S	Cts/S	Cts/S
Avg	**1494.9**	**31038.**	**5923.8**
Stddev	.6	133.	7.6
%RSD	.04279	.42752	.12867
#1	1495.4	31132.	5918.4
#2	1494.5	30944.	5929.2

Sample Name: 280-82980-A-67-A Acquired: 5/20/2016 18:39:20 Type: Unk
Method: 6500_026(v10) Mode: CONC Corr. Factor: 1.000000
User: kellyca Custom ID1: Custom ID2: Custom ID3:
Comment: 325571 6010c q5

Elem	Ag3280	Al1670	As1890	B_2089	Ba4554	Be3130	Bi2230	Ca3179	Cd2288
Line	328.068 {103}	167.079 {502}	189.042 {478}	208.959 {461}	455.403 { 74}	313.042 {108}	223.061 {451}	317.933 {106}	228.802 {447}
Units	ppm	ppm	ppm	ppm	ppm	ppm	ppm	ppm	ppm
Avg	**.00004**	**.00453**	**-.00300**	**.08772**	**.20404**	**-.00010**	**-.00104**	**95.342**	**.00028**
Stddev	.00042	.00069	.00168	.00075	.00148	.00006	.00100	.347	.00015
%RSD	1132.8	15.248	55.994	.85393	.72302	65.371	96.310	.36416	55.426
#1	-.00026	.00404	-.00418	.08825	.20299	-.00014	-.00175	95.096	.00017
#2	.00033	.00501	-.00181	.08719	.20508	-.00005	-.00033	95.587	.00039
Check ?	Chk Pass	Chk Pass	Chk Pass	Chk Pass	Chk Pass	Chk Pass	Chk Pass	Chk Pass	Chk Pass
High Limit									
Low Limit									

Elem	Co2286	Cr2055	Cu3247	Fe2599	K_7664	Li6707	Mg2790	Mn2576	Mo2020
Line	228.616 {447}	205.560 {464}	324.754 {104}	259.940 {130}	766.490 { 44}	670.784 { 50}	279.079 {121}2	257.610 {131}	202.030 {467}
Units	ppm	ppm	ppm	ppm	ppm	ppm	ppm	ppm	ppm
Avg	**.00004**	**.00043**	**.00122**	**.02279**	**6.2124**	**.03846**	**22.256**	**.00073**	**.00095**
Stddev	.00042	.00069	.00036	.00131	.0074	.00116	.142	.00013	.00012
%RSD	1186.4	159.29	29.350	5.7436	.11981	3.0223	.63748	17.891	12.299
#1	-.00026	.00092	.00097	.02372	6.2071	.03764	22.356	.00082	.00104
#2	.00033	-.00005	.00148	.02187	6.2177	.03928	22.156	.00064	.00087
Check ?	Chk Pass	Chk Pass	Chk Pass	Chk Pass	Chk Pass	Chk Pass	Chk Pass	Chk Pass	Chk Pass
High Limit									
Low Limit									

Elem	Na8183	Ni2316	P_1782	Pb2203	S_1820	Sb2068	Se1960	Si2881	Sn1899
Line	818.326 { 41}	231.604 {446}	178.284 {489}	220.353 {453}	182.034 {485}	206.833 {463}	196.090 {472}	288.158 {117}	189.989 {477}
Units	ppm	ppm	ppm	ppm	ppm	ppm	ppm	ppm	ppm
Avg	**22.109**	**.00130**	**.02005**	**-.00156**	**5.5395**	**.00081**	**-.00196**	**14.261**	**.00197**
Stddev	.135	.00018	.00345	.00121	.0091	.00246	.00262	.016	.00148
%RSD	.60838	14.174	17.189	77.788	.16495	302.75	133.87	.11447	75.340
#1	22.014	.00143	.02248	-.00242	5.5460	.00255	-.00010	14.249	.00092
#2	22.205	.00117	.01761	-.00070	5.5331	-.00093	-.00381	14.272	.00301
Check ?	Chk Pass	Chk Pass	Chk Pass	Chk Pass	Chk Pass	Chk Pass	Chk Pass	Chk Pass	Chk Pass
High Limit									
Low Limit									

Elem	Sr4077	Th2837	Ti3349	Tl1908	U_3701	V_2924	Zn2062	Zr3391
Line	407.771 { 83}	283.730 {119}	334.904 {101}	190.856 {477}	370.152 { 91}	292.402 {115}	206.200 {163}	339.198 { 99}
Units	ppm	ppm	ppm	ppm	ppm	ppm	ppm	ppm
Avg	**.24710**	**-.00437**	**.00028**	**-.00147**	**.02010**	**.00203**	**.00125**	**.00152**
Stddev	.00217	.00030	.00001	.00526	.02475	.00034	.00005	.00076
%RSD	.87742	6.9659	2.9975	356.70	123.17	16.904	4.3110	50.218
#1	.24557	-.00416	.00027	-.00519	.00259	.00227	.00122	.00098
#2	.24864	-.00459	.00028	.00224	.03760	.00179	.00129	.00206
Check ?	Chk Pass	Chk Pass	Chk Pass	Chk Pass	Chk Pass	Chk Pass	Chk Pass	Chk Pass
High Limit								
Low Limit								

Int. Std.	Y_2243	Y_3600	Y_3774
Line	224.306 {450}	360.073 { 94}	377.433 { 89}
Units	Cts/S	Cts/S	Cts/S
Avg	**1509.3**	**31388.**	**5897.0**
Stddev	2.1	51.	.8
%RSD	.14229	.16101	.01397
#1	1510.8	31352.	5896.4
#2	1507.8	31423.	5897.6

Sample Name: 280-82980-A-67-Asd@5 Acquired: 5/20/2016 18:42:04 Type: Unk
Method: 6500_026(v10) Mode: CONC Corr. Factor: 1.000000
User: kellyca Custom ID1: Custom ID2: Custom ID3:
Comment: 325571 6010c q5

Elem	Ag3280	Al1670	As1890	B_2089	Ba4554	Be3130	Bi2230	Ca3179	Cd2288
Line	328.068 {103}	167.079 {502}	189.042 {478}	208.959 {461}	455.403 { 74}	313.042 {108}	223.061 {451}	317.933 {106}	228.802 {447}
Units	ppm	ppm	ppm	ppm	ppm	ppm	ppm	ppm	ppm
Avg	**.00003**	**.00177**	**-.00192**	**.01785**	**.04072**	**-.00008**	**.00015**	**19.005**	**.00006**
Stddev	.00003	.00211	.00107	.00076	.00021	.00002	.00048	.037	.00021
%RSD	90.032	118.81	55.564	4.2414	.52416	30.730	308.87	.19237	338.90
#1	.00001	.00327	-.00267	.01839	.04057	-.00006	.00049	18.980	.00021
#2	.00005	.00028	-.00116	.01732	.04087	-.00009	-.00018	19.031	-.00008
Check ?	Chk Pass	Chk Pass	Chk Pass	Chk Pass	Chk Pass	Chk Pass	Chk Pass	Chk Pass	Chk Pass
High Limit									
Low Limit									

Elem	Co2286	Cr2055	Cu3247	Fe2599	K_7664	Li6707	Mg2790	Mn2576	Mo2020
Line	228.616 {447}	205.560 {464}	324.754 {104}	259.940 {130}	766.490 { 44}	670.784 { 50}	279.079 {121}2	257.610 {131}	202.030 {467}
Units	ppm	ppm	ppm	ppm	ppm	ppm	ppm	ppm	ppm
Avg	**-.00046**	**-.00009**	**-.00042**	**.02811**	**1.2410**	**.00655**	**4.4953**	**.00035**	**.00014**
Stddev	.00048	.00019	.00070	.00007	.0044	.00061	.0105	.00005	.00028
%RSD	104.26	216.90	165.68	.24060	.35560	9.3204	.23363	14.378	199.09
#1	-.00012	-.00022	.00007	.02807	1.2442	.00698	4.5027	.00031	.00034
#2	-.00079	.00005	-.00092	.02816	1.2379	.00612	4.4879	.00039	-.00006
Check ?	Chk Pass	Chk Pass	Chk Pass	Chk Pass	Chk Pass	Chk Pass	Chk Pass	Chk Pass	Chk Pass
High Limit									
Low Limit									

Elem	Na5895	Ni2316	P_1782	Pb2203	S_1820	Sb2068	Se1960	Si2881	Sn1899
Line	589.592 { 57}	231.604 {446}	178.284 {489}	220.353 {453}	182.034 {485}	206.833 {463}	196.090 {472}	288.158 {117}	189.989 {477}
Units	ppm	ppm	ppm	ppm	ppm	ppm	ppm	ppm	ppm
Avg	**4.4461**	**-.00020**	**.00505**	**-.00163**	**1.0930**	**-.00036**	**-.00415**	**2.7943**	**.00062**
Stddev	.0113	.00003	.00102	.00106	.0030	.00205	.00068	.0186	.00129
%RSD	.25390	16.674	20.246	65.203	.27644	570.84	16.431	.66695	207.17
#1	4.4381	-.00018	.00578	-.00238	1.0952	-.00181	-.00463	2.7812	-.00029
#2	4.4541	-.00022	.00433	-.00088	1.0909	.00109	-.00367	2.8075	.00154
Check ?	Chk Pass	Chk Pass	Chk Pass	Chk Pass	Chk Pass	Chk Pass	Chk Pass	Chk Pass	Chk Pass
High Limit									
Low Limit									

Elem	Sr4077	Th2837	Ti3349	Tl1908	U_3701	V_2924	Zn2062	Zr3391
Line	407.771 { 83}	283.730 {119}	334.904 {101}	190.856 {477}	370.152 { 91}	292.402 {115}	206.200 {163}	339.198 { 99}
Units	ppm	ppm	ppm	ppm	ppm	ppm	ppm	ppm
Avg	**.04959**	**-.00392**	**.00022**	**-.00195**	**.02669**	**.00072**	**.00152**	**.00121**
Stddev	.00017	.00164	.00002	.00052	.01748	.00103	.00057	.00013
%RSD	.35247	41.797	9.5315	26.379	65.491	142.70	37.911	10.891
#1	.04947	-.00507	.00021	-.00159	.03905	.00145	.00111	.00130
#2	.04972	-.00276	.00024	-.00232	.01433	-.00001	.00192	.00112
Check ?	Chk Pass	Chk Pass	Chk Pass	Chk Pass	Chk Pass	Chk Pass	Chk Pass	Chk Pass
High Limit								
Low Limit								

Int. Std.	Y_2243	Y_3600	Y_3774
Line	224.306 {450}	360.073 { 94}	377.433 { 89}
Units	Cts/S	Cts/S	Cts/S
Avg	**1554.2**	**32718.**	**6022.8**
Stddev	5.0	1.	15.3
%RSD	.32215	.00305	.25407
#1	1557.7	32719.	6033.6
#2	1550.7	32717.	6011.9

Sample Name: 280-82980-A-67-B MS Acquired: 5/20/2016 18:44:48 Type: Unk
Method: 6500_026(v10) Mode: CONC Corr. Factor: 1.000000
User: kellyca Custom ID1: Custom ID2: Custom ID3:
Comment: 325571 6010c q5

Elem	Ag3280	Al1670	As1890	B_2089	Ba4554	Be3130	Bi2230	Ca3179	Cd2288
Line	328.068 {103}	167.079 {502}	189.042 {478}	208.959 {461}	455.403 { 74}	313.042 {108}	223.061 {451}	317.933 {106}	228.802 {447}
Units	ppm	ppm	ppm	ppm	ppm	ppm	ppm	ppm	ppm
Avg	**.04947**	**1.9657**	**1.0751**	**1.1980**	**2.2121**	**.05160**	**2.2269**	**142.10**	**.10569**
Stddev	.00054	.0070	.0040	.0023	.0107	.00022	.0064	.31	.00010
%RSD	1.0925	.35813	.37181	.19476	.48134	.43189	.28763	.22070	.09698
#1	.04985	1.9608	1.0723	1.1964	2.2046	.05144	2.2224	141.88	.10576
#2	.04909	1.9707	1.0780	1.1997	2.2197	.05175	2.2315	142.32	.10561
Check ?	Chk Pass	Chk Pass	Chk Pass	Chk Pass	Chk Pass	Chk Pass	Chk Pass	Chk Pass	Chk Pass
High Limit									
Low Limit									

Elem	Co2286	Cr2055	Cu3247	Fe2599	K_7664	Li6707	Mg2790	Mn2576	Mo2020
Line	228.616 {447}	205.560 {464}	324.754 {104}	259.940 {130}	766.490 { 44}	670.784 { 50}	279.079 {121}2	257.610 {131}	202.030 {467}
Units	ppm	ppm	ppm	ppm	ppm	ppm	ppm	ppm	ppm
Avg	**.50979**	W **.20588**	**.25645**	**1.0252**	**59.197**	**1.1273**	**70.727**	**.48362**	**1.0950**
Stddev	.00109	.00005	.00128	.0029	.164	.0054	.106	.00101	.0017
%RSD	.21354	.02396	.49740	.27901	.27682	.47592	.15048	.20850	.15870
#1	.50902	.20591	.25555	1.0272	59.082	1.1235	70.652	.48290	1.0963
#2	.51056	.20584	.25735	1.0232	59.313	1.1311	70.803	.48433	1.0938
Check ?	Chk Pass	Chk Warn	Chk Pass	Chk Pass	Chk Pass	Chk Pass	Chk Pass	Chk Pass	Chk Pass
High Limit		.10000							
Low Limit		-.01000							

Elem	Na8183	Ni2316	P_1782	Pb2203	S_1820	Sb2068	Se1960	Si2881	Sn1899
Line	818.326 { 41}	231.604 {446}	178.284 {489}	220.353 {453}	182.034 {485}	206.833 {463}	196.090 {472}	288.158 {117}	189.989 {477}
Units	ppm	ppm	ppm	ppm	ppm	ppm	ppm	ppm	ppm
Avg	**73.540**	**.49542**	**10.797**	**.51402**	**7.7330**	**.54682**	**2.0952**	**24.158**	**2.0033**
Stddev	.381	.00005	.017	.00130	.0039	.00174	.0103	.076	.0007
%RSD	.51779	.01053	.15438	.25215	.04976	.31830	.48954	.31330	.03617
#1	73.271	.49545	10.785	.51494	7.7303	.54559	2.0879	24.104	2.0028
#2	73.809	.49538	10.809	.51310	7.7357	.54805	2.1025	24.211	2.0039
Check ?	Chk Pass	Chk Pass	Chk Pass	Chk Pass	Chk Pass	Chk Pass	Chk Pass	Chk Pass	Chk Pass
High Limit									
Low Limit									

Elem	Sr4077	Th2837	Ti3349	Tl1908	U_3701	V_2924	Zn2062	Zr3391
Line	407.771 { 83}	283.730 {119}	334.904 {101}	190.856 {477}	370.152 { 91}	292.402 {115}	206.200 {163}	339.198 { 99}
Units	ppm	ppm	ppm	ppm	ppm	ppm	ppm	ppm
Avg	**1.2054**	**.99214**	**.97014**	**1.9745**	**2.1478**	**.47551**	**.48291**	**.50806**
Stddev	.0046	.00043	.00222	.0039	.0170	.00361	.00314	.00261
%RSD	.37821	.04309	.22878	.19599	.78972	.75908	.65119	.51385
#1	1.2022	.99184	.96857	1.9772	2.1358	.47295	.48069	.50621
#2	1.2086	.99244	.97171	1.9717	2.1598	.47806	.48513	.50990
Check ?	Chk Pass	Chk Pass	Chk Pass	Chk Pass	Chk Pass	Chk Pass	Chk Pass	Chk Pass
High Limit								
Low Limit								

Int. Std.	Y_2243	Y_3600	Y_3774
Line	224.306 {450}	360.073 { 94}	377.433 { 89}
Units	Cts/S	Cts/S	Cts/S
Avg	**1460.1**	**30548.**	**5888.3**
Stddev	.7	101.	3.7
%RSD	.04653	.33208	.06332
#1	1460.6	30620.	5890.9
#2	1459.6	30477.	5885.7

Sample Name: 280-82980-A-67-C MSD Acquired: 5/20/2016 18:47:22 Type: Unk
Method: 6500_026(v10) Mode: CONC Corr. Factor: 1.000000
User: kellyca Custom ID1: Custom ID2: Custom ID3:
Comment: 325571 6010c q5

Elem	Ag3280	Al1670	As1890	B_2089	Ba4554	Be3130	Bi2230	Ca3179	Cd2288
Line	328.068 {103}	167.079 {502}	189.042 {478}	208.959 {461}	455.403 { 74}	313.042 {108}	223.061 {451}	317.933 {106}	228.802 {447}
Units	ppm	ppm	ppm	ppm	ppm	ppm	ppm	ppm	ppm
Avg	**.05061**	**1.9839**	**1.0705**	**1.2006**	**2.2296**	**.05209**	**2.2366**	**143.98**	**.10688**
Stddev	.00048	.0030	.0045	.0021	.0051	.00001	.0030	.20	.00012
%RSD	.94899	.15038	.41660	.17357	.22745	.02593	.13598	.13854	.11386
#1	.05027	1.9818	1.0674	1.1991	2.2260	.05210	2.2387	143.83	.10680
#2	.05095	1.9860	1.0737	1.2020	2.2332	.05208	2.2344	144.12	.10697
Check ?	Chk Pass	Chk Pass	Chk Pass	Chk Pass	Chk Pass	Chk Pass	Chk Pass	Chk Pass	Chk Pass
High Limit									
Low Limit									

Elem	Co2286	Cr2055	Cu3247	Fe2599	K_7664	Li6707	Mg2790	Mn2576	Mo2020
Line	228.616 {447}	205.560 {464}	324.754 {104}	259.940 {130}	766.490 { 44}	670.784 { 50}	279.079 {121}2	257.610 {131}	202.030 {467}
Units	ppm	ppm	ppm	ppm	ppm	ppm	ppm	ppm	ppm
Avg	**.51363**	W **.20807**	**.25907**	**1.0088**	**59.792**	**1.1356**	**71.549**	**.48964**	**1.0947**
Stddev	.00023	.00115	.00067	.0030	.006	.0027	.070	.00046	.0017
%RSD	.04513	.55488	.26035	.29454	.00949	.23486	.09764	.09344	.15441
#1	.51379	.20726	.25955	1.0109	59.788	1.1337	71.598	.48931	1.0935
#2	.51346	.20889	.25859	1.0067	59.796	1.1375	71.500	.48996	1.0959
Check ?	Chk Pass	Chk Warn	Chk Pass	Chk Pass	Chk Pass	Chk Pass	Chk Pass	Chk Pass	Chk Pass
High Limit		.10000							
Low Limit		-.01000							

Elem	Na8183	Ni2316	P_1782	Pb2203	S_1820	Sb2068	Se1960	Si2881	Sn1899
Line	818.326 { 41}	231.604 {446}	178.284 {489}	220.353 {453}	182.034 {485}	206.833 {463}	196.090 {472}	288.158 {117}	189.989 {477}
Units	ppm	ppm	ppm	ppm	ppm	ppm	ppm	ppm	ppm
Avg	**74.246**	**.49990**	**10.844**	**.51991**	**7.7983**	**.54409**	**2.1096**	**24.304**	**2.0076**
Stddev	.358	.00073	.002	.00260	.0050	.00131	.0057	.028	.0008
%RSD	.48229	.14654	.02130	.49945	.06427	.24168	.26996	.11423	.04212
#1	73.993	.49938	10.845	.51807	7.7948	.54502	2.1136	24.285	2.0070
#2	74.499	.50042	10.842	.52175	7.8019	.54316	2.1056	24.324	2.0082
Check ?	Chk Pass	Chk Pass	Chk Pass	Chk Pass	Chk Pass	Chk Pass	Chk Pass	Chk Pass	Chk Pass
High Limit									
Low Limit									

Elem	Sr4077	Th2837	Ti3349	Tl1908	U_3701	V_2924	Zn2062	Zr3391
Line	407.771 { 83}	283.730 {119}	334.904 {101}	190.856 {477}	370.152 { 91}	292.402 {115}	206.200 {163}	339.198 { 99}
Units	ppm	ppm	ppm	ppm	ppm	ppm	ppm	ppm
Avg	**1.2165**	**.99764**	**.97675**	**1.9737**	**2.1489**	**.48041**	**.48681**	**.50575**
Stddev	.0004	.00013	.00194	.0103	.0115	.00022	.00376	.00309
%RSD	.03713	.01284	.19857	.52367	.53700	.04591	.77141	.61007
#1	1.2162	.99773	.97813	1.9811	2.1570	.48025	.48946	.50793
#2	1.2169	.99755	.97538	1.9664	2.1407	.48056	.48415	.50357
Check ?	Chk Pass	Chk Pass	Chk Pass	Chk Pass	Chk Pass	Chk Pass	Chk Pass	Chk Pass
High Limit								
Low Limit								

Int. Std.	Y_2243	Y_3600	Y_3774
Line	224.306 {450}	360.073 { 94}	377.433 { 89}
Units	Cts/S	Cts/S	Cts/S
Avg	**1461.6**	**30509.**	**5869.9**
Stddev	1.7	6.	3.4
%RSD	.11797	.01813	.05764
#1	1462.9	30505.	5872.3
#2	1460.4	30513.	5867.5

Sample Name: 280-82980-A-67-Apds Acquired: 5/20/2016 18:49:56 Type: Unk
Method: 6500_026(v10) Mode: CONC Corr. Factor: 1.000000
User: kellyca Custom ID1: Custom ID2: Custom ID3:
Comment: 325571 6010c q5

Elem	Ag3280	Al1670	As1890	B_2089	Ba4554	Be3130	Bi2230	Ca3179	Cd2288
Line	328.068 {103}	167.079 {502}	189.042 {478}	208.959 {461}	455.403 { 74}	313.042 {108}	223.061 {451}	317.933 {106}	228.802 {447}
Units	ppm	ppm	ppm	ppm	ppm	ppm	ppm	ppm	ppm
Avg	**.05043**	**1.0263**	**.21232**	**.19951**	**.30054**	**.05220**	**-.00460**	**112.38**	**.05448**
Stddev	.00008	.0054	.01169	.00063	.00172	.00006	.00284	.18	.00017
%RSD	.15671	.52418	5.5041	.31335	.57141	.11652	61.754	.16207	.31339
#1	.05038	1.0301	.20405	.19907	.29933	.05225	-.00661	112.26	.05460
#2	.05049	1.0225	.22058	.19995	.30175	.05216	-.00259	112.51	.05436
Check ?	Chk Pass	Chk Pass	Chk Pass	Chk Pass	Chk Pass	Chk Pass	Chk Pass	Chk Pass	Chk Pass
High Limit									
Low Limit									

Elem	Co2286	Cr2055	Cu3247	Fe2599	K_7664	Li6707	Mg2790	Mn2576	Mo2020
Line	228.616 {447}	205.560 {464}	324.754 {104}	259.940 {130}	766.490 { 44}	670.784 { 50}	279.079 {121}2	257.610 {131}	202.030 {467}
Units	ppm	ppm	ppm	ppm	ppm	ppm	ppm	ppm	ppm
Avg	**.05139**	**.05194**	**.05373**	**1.0298**	**27.492**	**.14763**	**41.525**	**.05005**	**.05535**
Stddev	.00051	.00020	.00007	.0083	.166	.00142	.224	.00043	.00018
%RSD	.99654	.38466	.13937	.80273	.60244	.96497	.53974	.85290	.32459
#1	.05175	.05180	.05367	1.0240	27.375	.14662	41.683	.05035	.05522
#2	.05102	.05209	.05378	1.0356	27.609	.14864	41.366	.04974	.05547
Check ?	Chk Pass	Chk Pass	Chk Pass	Chk Pass	Chk Pass	Chk Pass	Chk Pass	Chk Pass	Chk Pass
High Limit									
Low Limit									

Elem	Na8183	Ni2316	P_1782	Pb2203	S_1820	Sb2068	Se1960	Si2881	Sn1899
Line	818.326 { 41}	231.604 {446}	178.284 {489}	220.353 {453}	182.034 {485}	206.833 {463}	196.090 {472}	288.158 {117}	189.989 {477}
Units	ppm	ppm	ppm	ppm	ppm	ppm	ppm	ppm	ppm
Avg	**42.458**	**.05129**	**2.1913**	**.10279**	**5.5044**	**.10617**	**.21200**	**18.966**	**.10165**
Stddev	.134	.00062	.0214	.00083	.0335	.00225	.00240	.083	.00300
%RSD	.31589	1.2077	.97699	.80780	.60855	2.1229	1.1299	.43895	2.9472
#1	42.553	.05085	2.2064	.10338	5.5281	.10776	.21031	18.907	.09953
#2	42.363	.05173	2.1761	.10220	5.4807	.10457	.21370	19.025	.10377
Check ?	Chk Pass	Chk Pass	Chk Pass	Chk Pass	Chk Pass	Chk Pass	Chk Pass	Chk Pass	Chk Pass
High Limit									
Low Limit									

Elem	Sr4077	Th2837	Ti3349	Tl1908	U_3701	V_2924	Zn2062	Zr3391
Line	407.771 { 83}	283.730 {119}	334.904 {101}	190.856 {477}	370.152 { 91}	292.402 {115}	206.200 {163}	339.198 { 99}
Units	ppm	ppm	ppm	ppm	ppm	ppm	ppm	ppm
Avg	**.28941**	**.19763**	**.04959**	**.20423**	**.55551**	**.05007**	**.19506**	**.05198**
Stddev	.00121	.00121	.00004	.00399	.00029	.00006	.00362	.00047
%RSD	.41911	.61351	.07924	1.9538	.05154	.11864	1.8543	.90549
#1	.28855	.19678	.04962	.20705	.55571	.05011	.19761	.05165
#2	.29026	.19849	.04956	.20141	.55531	.05002	.19250	.05232
Check ?	Chk Pass	Chk Pass	Chk Pass	Chk Pass	Chk Pass	Chk Pass	Chk Pass	Chk Pass
High Limit								
Low Limit								

Int. Std.	Y_2243	Y_3600	Y_3774
Line	224.306 {450}	360.073 { 94}	377.433 { 89}
Units	Cts/S	Cts/S	Cts/S
Avg	**1492.5**	**31363.**	**5913.7**
Stddev	2.2	109.	27.2
%RSD	.14714	.34758	.45910
#1	1490.9	31286.	5894.5
#2	1494.0	31440.	5932.9

Sample Name: ccvh-3900196 Acquired: 5/20/2016 18:52:39 Type: QC
Method: 6500_026(v10) Mode: CONC Corr. Factor: 1.000000
User: kellyca Custom ID1: Custom ID2: Custom ID3:
Comment:

Elem	Ag3280	Al3092	As1890	B_2089	Ba4554	Be3130	Bi2230	Ca3179	Cd2288	Co2286	Cr2055	Cu3247	Fe2714
Units	ppm	ppm	ppm	ppm	ppm	ppm	ppm	ppm	ppm	ppm	ppm	ppm	ppm
Avg	**-.00168**	**47.154**	**-.00682**	**.00476**	**.00029**	**-.00034**	**1.0532**	**-.03920**	**-.00085**	**.00317**	**-.00075**	**.00571**	**46.969**
Stddev	.00038	.089	.00211	.00130	.00007	.00011	.0012	.00017	.00005	.00038	.00012	.00004	.007
%RSD	22.288	.18809	30.981	27.379	24.450	33.601	.11340	.42468	5.5830	12.047	16.375	.73410	.01593
#1	-.00195	47.216	-.00831	.00568	.00034	-.00026	1.0523	-.03932	-.00082	.00344	-.00066	.00568	46.974
#2	-.00142	47.091	-.00532	.00384	.00024	-.00042	1.0540	-.03908	-.00089	.00290	-.00084	.00574	46.963
Check ?	None	Chk Pass	None	None	None	None	Chk Pass	None	None	None	None	None	Chk Pass
Value													
Range													

Elem	K_7664	Li6707	Mg2790	Mn2576	Mo2020	Na8183	Ni2316	P_1782	Pb2203	S_1820	Sb2068	Se1960	Si2881
Units	ppm	ppm	ppm	ppm	ppm	ppm	ppm	ppm	ppm	ppm	ppm	ppm	ppm
Avg	**.07497**	**.00053**	**.15486**	**-.00073**	**-.00246**	**253.38**	**-.00015**	**.00253**	**.00028**	**5.0453**	**.00312**	**.00497**	**.00394**
Stddev	.00037	.00018	.00039	.00001	.00058	.26	.00046	.00164	.00304	.0211	.00004	.00144	.00980
%RSD	.48739	34.137	.25024	1.1951	23.600	.10323	315.32	64.770	1066.7	.41834	1.2298	28.867	248.99
#1	.07523	.00066	.15513	-.00073	-.00287	253.19	.00018	.00137	-.00186	5.0603	.00315	.00599	.01087
#2	.07471	.00040	.15458	-.00072	-.00205	253.56	-.00047	.00369	.00243	5.0304	.00310	.00396	-.00299
Check ?	None	None	None	None	None	Chk Pass	None	None	None	Chk Pass	None	None	None
Value													
Range													

Elem	Sn1899	Sr4077	Th2837	Ti3349	Tl1908	U_3701	V_2924	Zn2062	Zr3391
Units	ppm	ppm	ppm	ppm	ppm	ppm	ppm	ppm	ppm
Avg	**.00054**	**.00032**	**4.9199**	**.02607**	**-.00442**	**10.168**	**-.01632**	**-.00182**	**-.01455**
Stddev	.00034	.00001	.0240	.00013	.00013	.039	.00069	.00106	.00036
%RSD	62.218	2.9705	.48884	.50271	2.8937	.38238	4.2318	57.997	2.4720
#1	.00078	.00031	4.9029	.02598	-.00451	10.141	-.01583	-.00257	-.01430
#2	.00030	.00032	4.9369	.02617	-.00433	10.196	-.01681	-.00107	-.01481
Check ?	None	None	Chk Pass	None	None	Chk Pass	None	None	None
Value									
Range									

Int. Std.	Y_2243	Y_3600	Y_3774
Units	Cts/S	Cts/S	Cts/S
Avg	**1507.3**	**31087.**	**5919.9**
Stddev	1.4	126.	18.8
%RSD	.09337	.40385	.31697
#1	1506.3	31176.	5933.2
#2	1508.3	30999.	5906.6

Sample Name: ccv-3900195 Acquired: 5/20/2016 18:55:30 Type: QC
Method: 6500_026(v10) Mode: CONC Corr. Factor: 1.000000
User: kellyca Custom ID1: Custom ID2: Custom ID3:
Comment:

Elem	Ag3280	Al1670	As1890	B_2089	Ba4554	Be3130	Bi2230	Ca3179	Cd2288	Co2286	Cr2055	Cu3247	Fe2599
Units	ppm	ppm	ppm	ppm	ppm	ppm	ppm	ppm	ppm	ppm	ppm	ppm	ppm
Avg	**.48679**	**.51754**	**1.0210**	**.53458**	**.49886**	**.51182**	**-.00257**	**5.0156**	**.52256**	**.52321**	**.51594**	**.49862**	**2.5093**
Stddev	.00066	.00024	.0003	.00184	.00013	.00068	.00205	.0051	.00063	.00137	.00000	.00251	.0054
%RSD	.13544	.04608	.03028	.34408	.02523	.13252	79.545	.10172	.12029	.26200	.00043	.50345	.21635
#1	.48726	.51770	1.0212	.53588	.49877	.51135	-.00113	5.0192	.52301	.52418	.51594	.49684	2.5055
#2	.48633	.51737	1.0208	.53328	.49894	.51230	-.00402	5.0120	.52212	.52224	.51594	.50039	2.5131
Check ?	Chk Pass	Chk Pass	Chk Pass	Chk Pass	Chk Pass	Chk Pass	None	Chk Pass	Chk Pass	Chk Pass	Chk Pass	Chk Pass	Chk Pass
Value													
Range													

Elem	K_7664	Li6707	Mg2790	Mn2576	Mo2020	Na5895	Ni2316	P_1782	Pb2203	S_1820	Sb2068	Se1960	Si2881
Units	ppm	ppm	ppm	ppm	ppm	ppm	ppm	ppm	ppm	ppm	ppm	ppm	ppm
Avg	**51.473**	**1.0612**	**19.722**	**.49704**	**.52414**	**5.2244**	**.50800**	**1.0146**	**1.0470**	**.00997**	**1.0393**	**1.0203**	**5.0471**
Stddev	.126	.0015	.022	.00031	.00311	.0175	.00032	.0046	.0019	.00040	.0089	.0000	.0069
%RSD	.24473	.14318	.11070	.06165	.59329	.33420	.06252	.45701	.17793	4.0255	.85436	.00236	.13585
#1	51.384	1.0601	19.707	.49726	.52633	5.2121	.50822	1.0179	1.0483	.01026	1.0456	1.0204	5.0520
#2	51.562	1.0622	19.737	.49683	.52194	5.2368	.50777	1.0113	1.0456	.00969	1.0330	1.0203	5.0423
Check ?	Chk Pass	Chk Pass	Chk Pass	Chk Pass	Chk Pass	Chk Pass	Chk Pass	Chk Pass	Chk Pass	None	Chk Pass	Chk Pass	Chk Pass
Value													
Range													

Elem	Sn1899	Sr4077	Th2837	Ti3349	Tl1908	U_3701	V_2924	Zn2062	Zr3391
Units	ppm	ppm	ppm	ppm	ppm	ppm	ppm	ppm	ppm
Avg	**1.0012**	**.48422**	**.00056**	**.47468**	**1.0364**	**.01242**	**.47811**	**.49416**	**.50216**
Stddev	.0083	.00117	.00094	.00089	.0097	.01831	.00053	.00111	.00114
%RSD	.82877	.24148	169.06	.18782	.93742	147.36	.11064	.22374	.22718
#1	1.0071	.48339	.00122	.47531	1.0433	-.00052	.47773	.49494	.50135
#2	.99533	.48504	-.00011	.47405	1.0295	.02537	.47848	.49337	.50297
Check ?	Chk Pass	Chk Pass	None	Chk Pass	Chk Pass	None	Chk Pass	Chk Pass	Chk Pass
Value									
Range									

Int. Std.	Y_2243	Y_3600	Y_3774
Units	Cts/S	Cts/S	Cts/S
Avg	**1534.6**	**31815.**	**5866.7**
Stddev	4.5	9.	17.6
%RSD	.29268	.02673	.29933
#1	1531.4	31821.	5854.3
#2	1537.7	31809.	5879.1

Sample Name: ccb Acquired: 5/20/2016 18:58:07 Type: QC
Method: 6500_026(v10) Mode: CONC Corr. Factor: 1.000000
User: kellyca Custom ID1: Custom ID2: Custom ID3:
Comment:

Elem	Ag3280	Al1670	As1890	B_2089	Ba4554	Be3130	Bi2230	Ca3179	Cd2288	Co2286	Cr2055	Cu3247
Units	ppm	ppm	ppm	ppm	ppm	ppm	ppm	ppm	ppm	ppm	ppm	ppm
Avg	**.00060**	**-.00028**	**-.00322**	W **.00306**	**-.00003**	**-.00010**	**-.00290**	**.00048**	**.00017**	**-.00038**	**.00030**	**-.00046**
Stddev	.00047	.00084	.00061	.00047	.00007	.00007	.00042	.00075	.00011	.00014	.00006	.00007
%RSD	77.792	297.03	18.921	15.213	193.46	73.013	14.356	154.56	66.379	36.958	18.404	15.143
#1	.00094	.00031	-.00279	.00339	.00001	-.00005	-.00260	.00101	.00009	-.00028	.00034	-.00041
#2	.00027	-.00088	-.00365	.00273	-.00008	-.00016	-.00319	-.00005	.00025	-.00048	.00026	-.00051
Check ?	Chk Pass	Chk Pass	Chk Pass	Chk Warn	Chk Pass	Chk Pass	None	Chk Pass	Chk Pass	Chk Pass	Chk Pass	Chk Pass
High Limit				.00156								
Low Limit				-.00156								

Elem	Fe2599	K_7664	Li6707	Mg2790	Mn2576	Mo2020	Na5895	Ni2316	P_1782	Pb2203	S_1820	Sb2068
Units	ppm	ppm	ppm	ppm	ppm	ppm	ppm	ppm	ppm	ppm	ppm	ppm
Avg	F **.39751**	**.06248**	**-.00118**	**.00684**	F **.00343**	**.00048**	**.02133**	**-.00043**	**-.00237**	**.00012**	**.00517**	**.00092**
Stddev	.00400	.00037	.00022	.00117	.00000	.00015	.00079	.00055	.00005	.00036	.00031	.00019
%RSD	1.0054	.59839	18.489	17.126	.04534	30.896	3.7101	129.03	1.9101	301.55	5.9105	20.501
#1	.39468	.06274	-.00102	.00766	.00343	.00037	.02077	-.00082	-.00240	.00037	.00538	.00079
#2	.40033	.06222	-.00133	.00601	.00343	.00058	.02189	-.00004	-.00234	-.00013	.00495	.00106
Check ?	Chk Fail	Chk Pass	Chk Pass	Chk Pass	Chk Fail	Chk Pass	Chk Pass	Chk Pass	Chk Pass	Chk Pass	None	Chk Pass
High Limit	.04400				.00051							
Low Limit	-.04400				-.00051							

Elem	Se1960	Si2881	Sn1899	Sr4077	Th2837	Ti3349	Tl1908	U_3701	V_2924	Zn2062	Zr3391
Units	ppm	ppm	ppm	ppm	ppm	ppm	ppm	ppm	ppm	ppm	ppm
Avg	**.00103**	**.00449**	**.00072**	**.00005**	**-.00314**	**.00012**	**-.00148**	**.02525**	**.00005**	**.00251**	**.00089**
Stddev	.01063	.00265	.00118	.00002	.00068	.00015	.00132	.01754	.00020	.00067	.00088
%RSD	1034.9	59.022	163.42	35.093	21.796	121.90	89.166	69.492	368.75	26.678	99.319
#1	-.00649	.00261	.00156	.00004	-.00363	.00023	-.00055	.01284	.00020	.00204	.00026
#2	.00854	.00636	-.00011	.00007	-.00266	.00002	-.00241	.03765	-.00009	.00299	.00151
Check ?	Chk Pass	Chk Pass	Chk Pass	Chk Pass	Chk Pass	Chk Pass	Chk Pass	Chk Pass	Chk Pass	Chk Pass	Chk Pass
High Limit											
Low Limit											

Int. Std.	Y_2243	Y_3600	Y_3774
Units	Cts/S	Cts/S	Cts/S
Avg	**1549.3**	**32528.**	**5850.7**
Stddev	2.7	80.	21.9
%RSD	.17729	.24658	.37466
#1	1547.4	32585.	5866.2
#2	1551.3	32471.	5835.2

Sample Name: ccvl-3903059 Acquired: 5/20/2016 19:00:54 Type: QC
Method: 6500_026(v10) Mode: CONC Corr. Factor: 1.000000
User: kellyca Custom ID1: Custom ID2: Custom ID3:
Comment:

Elem	Ag3280	Al1670	As1890	B_2089	Ba4554	Be3130	Bi2230	Ca3179	Cd2288	Co2286	Cr2055	Cu3247
Units	ppm	ppm	ppm	ppm	ppm	ppm	ppm	ppm	ppm	ppm	ppm	ppm
Avg	**.00943**	**.10723**	**.01210**	**.10917**	**.01014**	**.00095**	**.11641**	**.20749**	**.00559**	**.01072**	**.01023**	**.01462**
Stddev	.00011	.00016	.00047	.00073	.00024	.00003	.00207	.00549	.00013	.00000	.00000	.00006
%RSD	1.1473	.14589	3.9209	.67235	2.3382	3.1598	1.7784	2.6436	2.3746	.01425	.04838	.44046
#1	.00935	.10734	.01177	.10969	.01031	.00093	.11495	.20361	.00569	.01071	.01023	.01467
#2	.00951	.10712	.01244	.10865	.00998	.00097	.11788	.21137	.00550	.01072	.01022	.01458
Check ?	Chk Pass	Chk Pass	Chk Pass	Chk Pass	Chk Pass	Chk Pass	Chk Pass	Chk Pass	Chk Pass	Chk Pass	Chk Pass	Chk Pass
Value												
Range												

Elem	Fe2599	K_7664	Li6707	Mg2790	Mn2576	Mo2020	Na5895	Ni2316	P_1782	Pb2203	S_1820	Sb2068
Units	ppm	ppm	ppm	ppm	ppm	ppm	ppm	ppm	ppm	ppm	ppm	ppm
Avg	**.10711**	**3.1738**	**.01063**	**.21578**	**.01042**	**.02183**	**1.0544**	**.04173**	**3.0266**	**.00898**	**.00648**	**.02238**
Stddev	.00064	.0201	.00041	.00322	.00011	.00060	.0024	.00005	.0061	.00094	.00610	.00030
%RSD	.59323	.63222	3.8752	1.4932	1.0881	2.7472	.22631	.12929	.20284	10.470	94.219	1.3404
#1	.10756	3.1596	.01092	.21806	.01034	.02226	1.0561	.04170	3.0310	.00832	.01079	.02260
#2	.10666	3.1880	.01034	.21350	.01050	.02141	1.0527	.04177	3.0223	.00965	.00216	.02217
Check ?	Chk Pass	Chk Pass	Chk Pass	Chk Pass	Chk Pass	Chk Pass	Chk Pass	Chk Pass	Chk Pass	Chk Pass	None	Chk Pass
Value												
Range												

Elem	Se1960	Si2881	Sn1899	Sr4077	Th2837	Ti3349	Tl1908	U_3701	V_2924	Zn2062	Zr3391
Units	ppm	ppm	ppm	ppm	ppm	ppm	ppm	ppm	ppm	ppm	ppm
Avg	**.01401**	**.50429**	**.10380**	**.00970**	**.01285**	**.00992**	**.01532**	F **.07845**	**.00989**	**.02025**	**.01575**
Stddev	.00120	.00180	.00165	.00008	.00023	.00042	.00159	.01093	.00008	.00003	.00063
%RSD	8.5977	.35715	1.5849	.78002	1.7810	4.1946	10.408	13.928	.80958	.16084	4.0102
#1	.01316	.50302	.10497	.00965	.01301	.01022	.01645	.08618	.00994	.02027	.01530
#2	.01486	.50556	.10264	.00975	.01269	.00963	.01420	.07072	.00983	.02023	.01620
Check ?	Chk Pass	Chk Pass	Chk Pass	Chk Pass	Chk Pass	Chk Pass	Chk Pass	Chk Fail	Chk Pass	Chk Pass	Chk Pass
Value								.06000			
Range								30.000%			

Int. Std.	Y_2243	Y_3600	Y_3774
Units	Cts/S	Cts/S	Cts/S
Avg	**1569.5**	**32743.**	**5767.3**
Stddev	3.1	37.	52.4
%RSD	.19976	.11278	.90795
#1	1571.7	32717.	5804.3
#2	1567.3	32769.	5730.2

Sample Name: 280-82980-A-68-A Acquired: 5/20/2016 19:03:41 Type: Unk
Method: 6500_026(v10) Mode: CONC Corr. Factor: 1.000000
User: kellyca Custom ID1: Custom ID2: Custom ID3:
Comment: 325571 6010c q5

Elem	Ag3280	Al1670	As1890	B_2089	Ba4554	Be3130	Bi2230	Ca3179	Cd2288
Line	328.068 {103}	167.079 {502}	189.042 {478}	208.959 {461}	455.403 { 74}	313.042 {108}	223.061 {451}	317.933 {106}	228.802 {447}
Units	ppm	ppm	ppm	ppm	ppm	ppm	ppm	ppm	ppm
Avg	**.00012**	**.00264**	**.00132**	**.09102**	**.20963**	**-.00014**	**-.00074**	**96.316**	**.00022**
Stddev	.00050	.00028	.00509	.00076	.00040	.00006	.00158	.217	.00003
%RSD	399.04	10.542	385.11	.83150	.18970	39.581	213.60	.22517	12.995
#1	-.00023	.00284	.00492	.09155	.20935	-.00010	-.00186	96.163	.00020
#2	.00047	.00245	-.00228	.09048	.20992	-.00018	.00038	96.470	.00025
Check ?	Chk Pass	Chk Pass	Chk Pass	Chk Pass	Chk Pass	Chk Pass	Chk Pass	Chk Pass	Chk Pass
High Limit									
Low Limit									

Elem	Co2286	Cr2055	Cu3247	Fe2599	K_7664	Li6707	Mg2790	Mn2576	Mo2020
Line	228.616 {447}	205.560 {464}	324.754 {104}	259.940 {130}	766.490 { 44}	670.784 { 50}	279.079 {121}2	257.610 {131}	202.030 {467}
Units	ppm	ppm	ppm	ppm	ppm	ppm	ppm	ppm	ppm
Avg	**-.00082**	**.00031**	**.00093**	**.01117**	**6.3651**	**.04049**	**23.073**	**.00026**	**.00029**
Stddev	.00023	.00001	.00014	.00045	.0502	.00125	.083	.00002	.00014
%RSD	28.382	3.9467	15.542	4.0161	.78903	3.0847	.35935	6.0340	45.976
#1	-.00065	.00031	.00103	.01149	6.3296	.03961	23.132	.00025	.00039
#2	-.00098	.00030	.00083	.01085	6.4006	.04137	23.015	.00027	.00020
Check ?	Chk Pass	Chk Pass	Chk Pass	Chk Pass	Chk Pass	Chk Pass	Chk Pass	Chk Pass	Chk Pass
High Limit									
Low Limit									

Elem	Na8183	Ni2316	P_1782	Pb2203	S_1820	Sb2068	Se1960	Si2881	Sn1899
Line	818.326 { 41}	231.604 {446}	178.284 {489}	220.353 {453}	182.034 {485}	206.833 {463}	196.090 {472}	288.158 {117}	189.989 {477}
Units	ppm	ppm	ppm	ppm	ppm	ppm	ppm	ppm	ppm
Avg	**22.366**	**.00076**	**.01720**	**-.00175**	**5.6805**	**-.00057**	**.00199**	**14.313**	**.00182**
Stddev	.488	.00087	.00140	.00098	.0198	.00036	.00257	.090	.00112
%RSD	2.1803	114.34	8.1539	55.994	.34893	62.137	129.04	.62898	61.210
#1	22.021	.00015	.01621	-.00244	5.6946	-.00082	.00381	14.250	.00261
#2	22.711	.00137	.01819	-.00106	5.6665	-.00032	.00017	14.377	.00103
Check ?	Chk Pass	Chk Pass	Chk Pass	Chk Pass	Chk Pass	Chk Pass	Chk Pass	Chk Pass	Chk Pass
High Limit									
Low Limit									

Elem	Sr4077	Th2837	Ti3349	Tl1908	U_3701	V_2924	Zn2062	Zr3391
Line	407.771 { 83}	283.730 {119}	334.904 {101}	190.856 {477}	370.152 { 91}	292.402 {115}	206.200 {163}	339.198 { 99}
Units	ppm	ppm	ppm	ppm	ppm	ppm	ppm	ppm
Avg	**.25295**	**-.00573**	**-.00003**	**-.00447**	**.02121**	**.00198**	**.00159**	**-.00004**
Stddev	.00133	.00261	.00022	.00188	.00609	.00075	.00082	.00072
%RSD	.52434	45.522	773.48	42.153	28.728	37.869	51.475	2046.3
#1	.25201	-.00758	-.00019	-.00314	.01690	.00251	.00217	-.00055
#2	.25389	-.00389	.00013	-.00580	.02552	.00145	.00101	.00048
Check ?	Chk Pass	Chk Pass	Chk Pass	Chk Pass	Chk Pass	Chk Pass	Chk Pass	Chk Pass
High Limit								
Low Limit								

Int. Std.	Y_2243	Y_3600	Y_3774
Line	224.306 {450}	360.073 { 94}	377.433 { 89}
Units	Cts/S	Cts/S	Cts/S
Avg	**1506.8**	**31460.**	**5921.7**
Stddev	1.2	61.	12.5
%RSD	.07648	.19276	.21103
#1	1507.6	31417.	5930.5
#2	1506.0	31503.	5912.9

Sample Name: 280-82987-B-1-C Acquired: 5/20/2016 19:06:25 Type: Unk
Method: 6500_026(v10) Mode: CONC Corr. Factor: 1.000000
User: kellyca Custom ID1: Custom ID2: Custom ID3:
Comment: 325571 6010c q5

Elem	Ag3280	Al1670	As1890	B_2089	Ba4554	Be3130	Bi2230	Ca3179	Cd2288
Line	328.068 {103}	167.079 {502}	189.042 {478}	208.959 {461}	455.403 { 74}	313.042 {108}	223.061 {451}	317.933 {106}	228.802 {447}
Units	ppm	ppm	ppm	ppm	ppm	ppm	ppm	ppm	ppm
Avg	**.00017**	**.00089**	**-.00347**	**.51392**	**.05713**	**-.00007**	**.00036**	**72.440**	**.00023**
Stddev	.00009	.00020	.00445	.00082	.00018	.00004	.00026	.374	.00010
%RSD	53.535	22.235	128.21	.15863	.31278	54.697	72.990	.51623	41.139
#1	.00023	.00103	-.00662	.51449	.05700	-.00010	.00017	72.176	.00016
#2	.00010	.00075	-.00032	.51334	.05726	-.00004	.00054	72.705	.00030
Check ?	Chk Pass	Chk Pass	Chk Pass	Chk Pass	Chk Pass	Chk Pass	Chk Pass	Chk Pass	Chk Pass
High Limit									
Low Limit									

Elem	Co2286	Cr2055	Cu3247	Fe2599	K_7664	Li6707	Mg2790	Mn2576	Mo2020
Line	228.616 {447}	205.560 {464}	324.754 {104}	259.940 {130}	766.490 { 44}	670.784 { 50}	279.079 {121}2	257.610 {131}	202.030 {467}
Units	ppm	ppm	ppm	ppm	ppm	ppm	ppm	ppm	ppm
Avg	**-.00033**	**.00102**	**.00042**	**.00720**	**.89540**	**.00565**	**23.815**	**.03651**	**.00042**
Stddev	.00026	.00003	.00034	.00135	.00870	.00006	.038	.00008	.00006
%RSD	77.611	2.8730	81.350	18.722	.97111	1.1322	.15772	.22809	14.901
#1	-.00051	.00104	.00066	.00625	.88926	.00569	23.841	.03657	.00037
#2	-.00015	.00100	.00018	.00815	.90155	.00560	23.788	.03645	.00046
Check ?	Chk Pass	Chk Pass	Chk Pass	Chk Pass	Chk Pass	Chk Pass	Chk Pass	Chk Pass	Chk Pass
High Limit									
Low Limit									

Elem	Na8183	Ni2316	P_1782	Pb2203	S_1820	Sb2068	Se1960	Si2881	Sn1899
Line	818.326 { 41}	231.604 {446}	178.284 {489}	220.353 {453}	182.034 {485}	206.833 {463}	196.090 {472}	288.158 {117}	189.989 {477}
Units	ppm	ppm	ppm	ppm	ppm	ppm	ppm	ppm	ppm
Avg	**22.079**	**.00080**	**.01086**	**-.00190**	**17.672**	**.00284**	**-.00080**	**12.520**	**.00096**
Stddev	.046	.00000	.00193	.00134	.003	.00212	.00181	.072	.00199
%RSD	.20980	.32259	17.756	70.444	.01618	74.684	226.51	.57143	206.85
#1	22.047	.00080	.00949	-.00095	17.674	.00134	-.00208	12.470	-.00045
#2	22.112	.00081	.01222	-.00285	17.670	.00434	.00048	12.571	.00237
Check ?	Chk Pass	Chk Pass	Chk Pass	Chk Pass	Chk Pass	Chk Pass	Chk Pass	Chk Pass	Chk Pass
High Limit									
Low Limit									

Elem	Sr4077	Th2837	Ti3349	Tl1908	U_3701	V_2924	Zn2062	Zr3391
Line	407.771 { 83}	283.730 {119}	334.904 {101}	190.856 {477}	370.152 { 91}	292.402 {115}	206.200 {163}	339.198 { 99}
Units	ppm	ppm	ppm	ppm	ppm	ppm	ppm	ppm
Avg	**.27384**	**-.00506**	**.00011**	**-.00010**	**.01937**	**.00258**	**-.00081**	**-.00008**
Stddev	.00107	.00009	.00024	.00027	.02755	.00112	.00087	.00004
%RSD	.39039	1.6871	214.31	264.29	142.20	43.436	107.29	56.455
#1	.27309	-.00512	.00029	.00009	-.00011	.00179	-.00142	-.00005
#2	.27460	-.00500	-.00006	-.00030	.03885	.00337	-.00019	-.00011
Check ?	Chk Pass	Chk Pass	Chk Pass	Chk Pass	Chk Pass	Chk Pass	Chk Pass	Chk Pass
High Limit								
Low Limit								

Int. Std.	Y_2243	Y_3600	Y_3774
Line	224.306 {450}	360.073 { 94}	377.433 { 89}
Units	Cts/S	Cts/S	Cts/S
Avg	**1510.4**	**31347.**	**5777.4**
Stddev	3.1	67.	18.6
%RSD	.20394	.21377	.32258
#1	1512.6	31299.	5790.5
#2	1508.3	31394.	5764.2

Sample Name: 280-82987-B-2-C Acquired: 5/20/2016 19:09:09 Type: Unk
Method: 6500_026(v10) Mode: CONC Corr. Factor: 1.000000
User: kellyca Custom ID1: Custom ID2: Custom ID3:
Comment: 325571 6010c q5

Elem	Ag3280	Al1670	As1890	B_2089	Ba4554	Be3130	Bi2230	Ca3179	Cd2288
Line	328.068 {103}	167.079 {502}	189.042 {478}	208.959 {461}	455.403 { 74}	313.042 {108}	223.061 {451}	317.933 {106}	228.802 {447}
Units	ppm	ppm	ppm	ppm	ppm	ppm	ppm	ppm	ppm
Avg	**.00017**	**.00239**	**-.00315**	**.53091**	**.05976**	**-.00013**	**-.00493**	**77.260**	**.00010**
Stddev	.00029	.00021	.00100	.00037	.00027	.00001	.00047	.478	.00002
%RSD	165.38	8.7579	31.854	.06988	.45742	9.3619	9.5437	.61933	15.921
#1	-.00003	.00224	-.00385	.53117	.05956	-.00014	-.00460	76.922	.00009
#2	.00038	.00253	-.00244	.53065	.05995	-.00012	-.00527	77.598	.00011
Check ?	Chk Pass	Chk Pass	Chk Pass	Chk Pass	Chk Pass	Chk Pass	Chk Pass	Chk Pass	Chk Pass
High Limit									
Low Limit									

Elem	Co2286	Cr2055	Cu3247	Fe2599	K_7664	Li6707	Mg2790	Mn2576	Mo2020
Line	228.616 {447}	205.560 {464}	324.754 {104}	259.940 {130}	766.490 { 44}	670.784 { 50}	279.079 {121}2	257.610 {131}	202.030 {467}
Units	ppm	ppm	ppm	ppm	ppm	ppm	ppm	ppm	ppm
Avg	**-.00008**	**.00062**	**.00101**	**.00577**	**.94436**	**.00491**	**25.363**	**.04523**	**.00110**
Stddev	.00010	.00001	.00006	.00062	.02304	.00006	.041	.00000	.00025
%RSD	117.61	1.8004	5.5874	10.829	2.4399	1.1997	.16312	.00674	23.097
#1	-.00001	.00061	.00097	.00621	.96065	.00487	25.334	.04523	.00128
#2	-.00016	.00062	.00105	.00533	.92807	.00495	25.393	.04524	.00092
Check ?	Chk Pass	Chk Pass	Chk Pass	Chk Pass	Chk Pass	Chk Pass	Chk Pass	Chk Pass	Chk Pass
High Limit									
Low Limit									

Elem	Na8183	Ni2316	P_1782	Pb2203	S_1820	Sb2068	Se1960	Si2881	Sn1899
Line	818.326 { 41}	231.604 {446}	178.284 {489}	220.353 {453}	182.034 {485}	206.833 {463}	196.090 {472}	288.158 {117}	189.989 {477}
Units	ppm	ppm	ppm	ppm	ppm	ppm	ppm	ppm	ppm
Avg	**22.901**	**.00048**	**.01344**	**-.00169**	**18.403**	**-.00037**	**.00107**	**13.131**	**.00030**
Stddev	.330	.00002	.00053	.00172	.023	.00375	.00394	.072	.00033
%RSD	1.4418	3.6958	3.9470	101.72	.12564	1012.0	369.00	.54592	109.80
#1	22.667	.00049	.01381	-.00047	18.420	-.00302	.00385	13.081	.00054
#2	23.134	.00047	.01306	-.00290	18.387	.00228	-.00172	13.182	.00007
Check ?	Chk Pass	Chk Pass	Chk Pass	Chk Pass	Chk Pass	Chk Pass	Chk Pass	Chk Pass	Chk Pass
High Limit									
Low Limit									

Elem	Sr4077	Th2837	Ti3349	Tl1908	U_3701	V_2924	Zn2062	Zr3391
Line	407.771 { 83}	283.730 {119}	334.904 {101}	190.856 {477}	370.152 { 91}	292.402 {115}	206.200 {163}	339.198 { 99}
Units	ppm	ppm	ppm	ppm	ppm	ppm	ppm	ppm
Avg	**.29268**	**-.00611**	**.00041**	**-.00274**	**.00583**	**.00258**	**.00053**	**-.00095**
Stddev	.00165	.00156	.00023	.00038	.00726	.00005	.00088	.00077
%RSD	.56290	25.591	57.184	13.924	124.61	2.0384	167.73	80.590
#1	.29152	-.00721	.00024	-.00247	.01097	.00255	-.00010	-.00041
#2	.29385	-.00500	.00058	-.00301	.00069	.00262	.00115	-.00150
Check ?	Chk Pass	Chk Pass	Chk Pass	Chk Pass	Chk Pass	Chk Pass	Chk Pass	Chk Pass
High Limit								
Low Limit								

Int. Std.	Y_2243	Y_3600	Y_3774
Line	224.306 {450}	360.073 { 94}	377.433 { 89}
Units	Cts/S	Cts/S	Cts/S
Avg	**1508.6**	**31215.**	**5788.8**
Stddev	.9	80.	26.9
%RSD	.05964	.25614	.46401
#1	1509.3	31271.	5807.7
#2	1508.0	31158.	5769.8

Sample Name: 280-82987-D-3-D Acquired: 5/20/2016 19:11:52 Type: Unk
Method: 6500_026(v10) Mode: CONC Corr. Factor: 1.000000
User: kellyca Custom ID1: Custom ID2: Custom ID3:
Comment: 325571 6010c q5

Elem	Ag3280	Al1670	As1890	B_2089	Ba4554	Be3130	Bi2230	Ca3179	Cd2288
Line	328.068 {103}	167.079 {502}	189.042 {478}	208.959 {461}	455.403 { 74}	313.042 {108}	223.061 {451}	317.933 {106}	228.802 {447}
Units	ppm	ppm	ppm	ppm	ppm	ppm	ppm	ppm	ppm
Avg	**-.00023**	**.00575**	**-.00247**	**.13053**	**.10618**	**-.00009**	**-.00166**	**164.51**	**.00005**
Stddev	.00022	.00023	.00238	.00377	.00001	.00003	.00021	.06	.00006
%RSD	96.093	4.0440	96.451	2.8850	.01345	30.601	12.795	.03663	122.68
#1	-.00007	.00592	-.00416	.12787	.10619	-.00007	-.00151	164.47	.00009
#2	-.00039	.00559	-.00079	.13319	.10617	-.00011	-.00181	164.56	.00001
Check ?	Chk Pass	Chk Pass	Chk Pass	Chk Pass	Chk Pass	Chk Pass	Chk Pass	Chk Pass	Chk Pass
High Limit									
Low Limit									

Elem	Co2286	Cr2055	Cu3247	Fe2599	K_7664	Li6707	Mg2790	Mn2576	Mo2020
Line	228.616 {447}	205.560 {464}	324.754 {104}	259.940 {130}	766.490 { 44}	670.784 { 50}	279.079 {121}2	257.610 {131}	202.030 {467}
Units	ppm	ppm	ppm	ppm	ppm	ppm	ppm	ppm	ppm
Avg	**-.00064**	**-.00004**	**.00129**	**.01946**	**2.1533**	**.00612**	**30.882**	**.04113**	**.00018**
Stddev	.00001	.00017	.00020	.00143	.0101	.00133	.081	.00043	.00045
%RSD	2.0177	430.96	15.137	7.3375	.46788	21.722	.26372	1.0563	254.41
#1	-.00065	-.00016	.00143	.01845	2.1605	.00706	30.940	.04082	.00049
#2	-.00063	.00008	.00115	.02047	2.1462	.00518	30.825	.04144	-.00014
Check ?	Chk Pass	Chk Pass	Chk Pass	Chk Pass	Chk Pass	Chk Pass	Chk Pass	Chk Pass	Chk Pass
High Limit									
Low Limit									

Elem	Na8183	Ni2316	P_1782	Pb2203	S_1820	Sb2068	Se1960	Si2881	Sn1899
Line	818.326 { 41}	231.604 {446}	178.284 {489}	220.353 {453}	182.034 {485}	206.833 {463}	196.090 {472}	288.158 {117}	189.989 {477}
Units	ppm	ppm	ppm	ppm	ppm	ppm	ppm	ppm	ppm
Avg	**11.331**	**.00060**	**.00456**	**-.00209**	**5.3325**	**.00151**	**-.00416**	**15.625**	**.00135**
Stddev	.182	.00064	.00420	.00230	.0425	.00198	.00493	.046	.00004
%RSD	1.6060	106.10	92.090	110.35	.79659	131.29	118.35	.29381	2.9976
#1	11.202	.00105	.00752	-.00046	5.3625	.00011	-.00765	15.657	.00132
#2	11.460	.00015	.00159	-.00372	5.3025	.00290	-.00068	15.592	.00138
Check ?	Chk Pass	Chk Pass	Chk Pass	Chk Pass	Chk Pass	Chk Pass	Chk Pass	Chk Pass	Chk Pass
High Limit									
Low Limit									

Elem	Sr4077	Th2837	Ti3349	Tl1908	U_3701	V_2924	Zn2062	Zr3391
Line	407.771 { 83}	283.730 {119}	334.904 {101}	190.856 {477}	370.152 { 91}	292.402 {115}	206.200 {163}	339.198 { 99}
Units	ppm	ppm	ppm	ppm	ppm	ppm	ppm	ppm
Avg	**.90640**	**-.00487**	**.00069**	**-.00175**	**.02324**	**.00350**	**.00038**	**.00055**
Stddev	.00232	.00186	.00004	.00028	.02876	.00008	.00124	.00035
%RSD	.25638	38.133	6.2530	16.149	123.71	2.1776	324.72	63.702
#1	.90476	-.00619	.00072	-.00155	.04358	.00355	-.00050	.00079
#2	.90805	-.00356	.00066	-.00195	.00291	.00344	.00126	.00030
Check ?	Chk Pass	Chk Pass	Chk Pass	Chk Pass	Chk Pass	Chk Pass	Chk Pass	Chk Pass
High Limit								
Low Limit								

Int. Std.	Y_2243	Y_3600	Y_3774
Line	224.306 {450}	360.073 { 94}	377.433 { 89}
Units	Cts/S	Cts/S	Cts/S
Avg	**1485.7**	**30845.**	**5847.4**
Stddev	1.1	38.	1.4
%RSD	.07658	.12324	.02474
#1	1484.9	30818.	5848.4
#2	1486.5	30871.	5846.4

Sample Name: 280-82987-D-3-E MS Acquired: 5/20/2016 19:14:37 Type: Unk
Method: 6500_026(v10) Mode: CONC Corr. Factor: 1.000000
User: kellyca Custom ID1: Custom ID2: Custom ID3:
Comment: 325571 6010c q5

Elem	Ag3280	Al1670	As1890	B_2089	Ba4554	Be3130	Bi2230	Ca3179	Cd2288
Line	328.068 {103}	167.079 {502}	189.042 {478}	208.959 {461}	455.403 { 74}	313.042 {108}	223.061 {451}	317.933 {106}	228.802 {447}
Units	ppm	ppm	ppm	ppm	ppm	ppm	ppm	ppm	ppm
Avg	**.05145**	**1.9967**	**1.0887**	**1.2576**	**2.1356**	**.05236**	**2.2749**	**215.74**	**.10785**
Stddev	.00076	.0044	.0106	.0085	.0039	.00013	.0077	.69	.00019
%RSD	1.4730	.22168	.97583	.67248	.18391	.24010	.33669	.31964	.17505
#1	.05091	1.9936	1.0812	1.2516	2.1328	.05245	2.2695	215.25	.10771
#2	.05198	1.9999	1.0962	1.2635	2.1384	.05227	2.2803	216.22	.10798
Check ?	Chk Pass	Chk Pass	Chk Pass	Chk Pass	Chk Pass	Chk Pass	Chk Pass	Chk Pass	Chk Pass
High Limit									
Low Limit									

Elem	Co2286	Cr2055	Cu3247	Fe2599	K_7664	Li6707	Mg2790	Mn2576	Mo2020
Line	228.616 {447}	205.560 {464}	324.754 {104}	259.940 {130}	766.490 { 44}	670.784 { 50}	279.079 {121}2	257.610 {131}	202.030 {467}
Units	ppm	ppm	ppm	ppm	ppm	ppm	ppm	ppm	ppm
Avg	**.51102**	W **.20683**	**.26351**	**1.0266**	**56.911**	**1.1255**	**81.525**	**.53286**	**1.0952**
Stddev	.00025	.00033	.00050	.0046	.124	.0024	.127	.00157	.0039
%RSD	.04953	.16031	.18894	.44952	.21741	.21568	.15623	.29548	.35337
#1	.51084	.20660	.26316	1.0234	56.824	1.1238	81.435	.53174	1.0924
#2	.51120	.20707	.26387	1.0299	56.999	1.1272	81.615	.53397	1.0979
Check ?	Chk Pass	Chk Warn	Chk Pass	Chk Pass	Chk Pass	Chk Pass	Chk Pass	Chk Pass	Chk Pass
High Limit		.10000							
Low Limit		-.01000							

Elem	Na8183	Ni2316	P_1782	Pb2203	S_1820	Sb2068	Se1960	Si2881	Sn1899
Line	818.326 { 41}	231.604 {446}	178.284 {489}	220.353 {453}	182.034 {485}	206.833 {463}	196.090 {472}	288.158 {117}	189.989 {477}
Units	ppm	ppm	ppm	ppm	ppm	ppm	ppm	ppm	ppm
Avg	**64.164**	**.49947**	**11.128**	**.51700**	**7.6507**	**.55548**	**2.1524**	**26.009**	**2.0142**
Stddev	.496	.00081	.048	.00325	.0425	.00355	.0095	.061	.0022
%RSD	.77248	.16227	.43080	.62789	.55585	.63985	.43991	.23379	.10651
#1	63.813	.49890	11.094	.51929	7.6206	.55297	2.1457	25.966	2.0127
#2	64.514	.50004	11.162	.51470	7.6807	.55799	2.1591	26.052	2.0157
Check ?	Chk Pass	Chk Pass	Chk Pass	Chk Pass	Chk Pass	Chk Pass	Chk Pass	Chk Pass	Chk Pass
High Limit									
Low Limit									

Elem	Sr4077	Th2837	Ti3349	Tl1908	U_3701	V_2924	Zn2062	Zr3391
Line	407.771 { 83}	283.730 {119}	334.904 {101}	190.856 {477}	370.152 { 91}	292.402 {115}	206.200 {163}	339.198 { 99}
Units	ppm	ppm	ppm	ppm	ppm	ppm	ppm	ppm
Avg	**1.8835**	**1.0059**	**.98677**	**1.9911**	**2.1520**	**.48921**	**.48863**	**.51250**
Stddev	.0051	.0008	.00179	.0053	.0052	.00061	.00232	.00351
%RSD	.27222	.08037	.18128	.26386	.24086	.12407	.47472	.68495
#1	1.8799	1.0053	.98551	1.9874	2.1556	.48878	.49027	.51002
#2	1.8871	1.0065	.98804	1.9948	2.1483	.48964	.48699	.51498
Check ?	Chk Pass	Chk Pass	Chk Pass	Chk Pass	Chk Pass	Chk Pass	Chk Pass	Chk Pass
High Limit								
Low Limit								

Int. Std.	Y_2243	Y_3600	Y_3774
Line	224.306 {450}	360.073 { 94}	377.433 { 89}
Units	Cts/S	Cts/S	Cts/S
Avg	**1456.3**	**30086.**	**5773.2**
Stddev	2.1	94.	11.1
%RSD	.14396	.31171	.19158
#1	1457.8	30153.	5781.1
#2	1454.8	30020.	5765.4

Sample Name: 280-82987-D-3-F MSD Acquired: 5/20/2016 19:17:11 Type: Unk
Method: 6500_026(v10) Mode: CONC Corr. Factor: 1.000000
User: kellyca Custom ID1: Custom ID2: Custom ID3:
Comment: 325571 6010c q5

Elem	Ag3280	Al1670	As1890	B_2089	Ba4554	Be3130	Bi2230	Ca3179	Cd2288
Line	328.068 {103}	167.079 {502}	189.042 {478}	208.959 {461}	455.403 { 74}	313.042 {108}	223.061 {451}	317.933 {106}	228.802 {447}
Units	ppm	ppm	ppm	ppm	ppm	ppm	ppm	ppm	ppm
Avg	**.05060**	**1.9829**	**1.0844**	**1.2372**	**2.1346**	**.05242**	**2.2488**	**217.53**	**.10620**
Stddev	.00060	.0009	.0081	.0063	.0147	.00039	.0024	.83	.00065
%RSD	1.1833	.04375	.74314	.51121	.68721	.73620	.10814	.38259	.61577
#1	.05102	1.9823	1.0787	1.2417	2.1242	.05215	2.2471	216.94	.10667
#2	.05018	1.9835	1.0900	1.2328	2.1450	.05269	2.2505	218.11	.10574
Check ?	Chk Pass	Chk Pass	Chk Pass	Chk Pass	Chk Pass	Chk Pass	Chk Pass	Chk Pass	Chk Pass
High Limit									
Low Limit									

Elem	Co2286	Cr2055	Cu3247	Fe2599	K_7664	Li6707	Mg2790	Mn2576	Mo2020
Line	228.616 {447}	205.560 {464}	324.754 {104}	259.940 {130}	766.490 { 44}	670.784 { 50}	279.079 {121}2	257.610 {131}	202.030 {467}
Units	ppm	ppm	ppm	ppm	ppm	ppm	ppm	ppm	ppm
Avg	**.50875**	W **.20590**	**.26101**	**.99910**	**56.820**	**1.1204**	**81.176**	**.52931**	**1.0831**
Stddev	.00289	.00047	.00066	.00567	.327	.0073	.052	.00084	.0001
%RSD	.56888	.23010	.25282	.56787	.57603	.65229	.06457	.15919	.00771
#1	.51080	.20556	.26054	.99508	56.588	1.1153	81.139	.52990	1.0831
#2	.50670	.20623	.26147	1.0031	57.051	1.1256	81.213	.52871	1.0830
Check ?	Chk Pass	Chk Warn	Chk Pass	Chk Pass	Chk Pass	Chk Pass	Chk Pass	Chk Pass	Chk Pass
High Limit		.10000							
Low Limit		-.01000							

Elem	Na8183	Ni2316	P_1782	Pb2203	S_1820	Sb2068	Se1960	Si2881	Sn1899
Line	818.326 { 41}	231.604 {446}	178.284 {489}	220.353 {453}	182.034 {485}	206.833 {463}	196.090 {472}	288.158 {117}	189.989 {477}
Units	ppm	ppm	ppm	ppm	ppm	ppm	ppm	ppm	ppm
Avg	**64.280**	**.49547**	**10.990**	**.51377**	**7.6184**	**.54507**	**2.1375**	**26.122**	**1.9871**
Stddev	.614	.00034	.007	.00003	.0017	.00402	.0053	.161	.0013
%RSD	.95563	.06892	.06695	.00529	.02176	.73736	.24663	.61715	.06636
#1	63.846	.49571	10.995	.51379	7.6196	.54791	2.1413	26.008	1.9861
#2	64.714	.49523	10.985	.51375	7.6173	.54223	2.1338	26.236	1.9880
Check ?	Chk Pass	Chk Pass	Chk Pass	Chk Pass	Chk Pass	Chk Pass	Chk Pass	Chk Pass	Chk Pass
High Limit									
Low Limit									

Elem	Sr4077	Th2837	Ti3349	Tl1908	U_3701	V_2924	Zn2062	Zr3391
Line	407.771 { 83}	283.730 {119}	334.904 {101}	190.856 {477}	370.152 { 91}	292.402 {115}	206.200 {163}	339.198 { 99}
Units	ppm	ppm	ppm	ppm	ppm	ppm	ppm	ppm
Avg	**1.8922**	**.99785**	**.97446**	**1.9650**	**2.1348**	**.48685**	**.48776**	**.50743**
Stddev	.0144	.00027	.00085	.0058	.0171	.00127	.00571	.00082
%RSD	.76033	.02682	.08749	.29551	.80185	.26003	1.1697	.16186
#1	1.8820	.99804	.97386	1.9691	2.1469	.48774	.49180	.50685
#2	1.9023	.99766	.97506	1.9609	2.1227	.48595	.48373	.50801
Check ?	Chk Pass	Chk Pass	Chk Pass	Chk Pass	Chk Pass	Chk Pass	Chk Pass	Chk Pass
High Limit								
Low Limit								

Int. Std.	Y_2243	Y_3600	Y_3774
Line	224.306 {450}	360.073 { 94}	377.433 { 89}
Units	Cts/S	Cts/S	Cts/S
Avg	**1455.4**	**30064.**	**5713.0**
Stddev	.4	36.	20.4
%RSD	.03000	.11968	.35649
#1	1455.7	30038.	5727.4
#2	1455.1	30089.	5698.6

Sample Name: 280-83124-A-1-A Acquired: 5/20/2016 19:19:45 Type: Unk
Method: 6500_026(v10) Mode: CONC Corr. Factor: 1.000000
User: kellyca Custom ID1: Custom ID2: Custom ID3:
Comment: 325571 6010c q5

Elem	Ag3280	Al1670	As1890	B_2089	Ba4554	Be3130	Bi2230	Ca3179	Cd2288
Line	328.068 {103}	167.079 {502}	189.042 {478}	208.959 {461}	455.403 { 74}	313.042 {108}	223.061 {451}	317.933 {106}	228.802 {447}
Units	ppm	ppm	ppm	ppm	ppm	ppm	ppm	ppm	ppm
Avg	**-.00029**	**.00287**	**.00028**	**.03575**	**.01037**	**-.00014**	**-.00092**	**53.982**	**.00016**
Stddev	.00010	.00066	.00085	.00027	.00001	.00004	.00066	.837	.00011
%RSD	35.817	23.078	298.56	.75015	.06507	26.638	71.450	1.5499	68.671
#1	-.00022	.00334	-.00032	.03594	.01037	-.00012	-.00138	53.391	.00024
#2	-.00036	.00240	.00088	.03556	.01038	-.00017	-.00045	54.574	.00008
Check ?	Chk Pass	Chk Pass	Chk Pass	Chk Pass	Chk Pass	Chk Pass	Chk Pass	Chk Pass	Chk Pass
High Limit									
Low Limit									

Elem	Co2286	Cr2055	Cu3247	Fe2599	K_7664	Li6707	Mg2790	Mn2576	Mo2020
Line	228.616 {447}	205.560 {464}	324.754 {104}	259.940 {130}	766.490 { 44}	670.784 { 50}	279.079 {121}2	257.610 {131}	202.030 {467}
Units	ppm	ppm	ppm	ppm	ppm	ppm	ppm	ppm	ppm
Avg	**-.00065**	**.00527**	**.00119**	**.02703**	**2.2940**	**.00219**	**15.946**	**.00744**	**.00132**
Stddev	.00034	.00016	.00022	.00107	.0510	.00055	.058	.00001	.00006
%RSD	52.162	3.0260	18.329	3.9763	2.2222	25.263	.36334	.13267	4.9098
#1	-.00089	.00538	.00135	.02779	2.2580	.00258	15.987	.00743	.00127
#2	-.00041	.00516	.00104	.02627	2.3301	.00180	15.905	.00745	.00136
Check ?	Chk Pass	Chk Pass	Chk Pass	Chk Pass	Chk Pass	Chk Pass	Chk Pass	Chk Pass	Chk Pass
High Limit									
Low Limit									

Elem	Na8183	Ni2316	P_1782	Pb2203	S_1820	Sb2068	Se1960	Si2881	Sn1899
Line	818.326 { 41}	231.604 {446}	178.284 {489}	220.353 {453}	182.034 {485}	206.833 {463}	196.090 {472}	288.158 {117}	189.989 {477}
Units	ppm	ppm	ppm	ppm	ppm	ppm	ppm	ppm	ppm
Avg	**11.744**	**.00082**	**.08635**	**-.00245**	**7.1984**	**.00038**	**-.00125**	**21.391**	**.00143**
Stddev	.266	.00012	.00448	.00282	.0194	.00073	.00187	.329	.00042
%RSD	2.2649	14.115	5.1877	115.00	.26968	195.87	150.05	1.5397	29.211
#1	11.556	.00074	.08319	-.00046	7.2121	-.00014	-.00257	21.158	.00173
#2	11.932	.00090	.08952	-.00445	7.1847	.00089	.00008	21.624	.00114
Check ?	Chk Pass	Chk Pass	Chk Pass	Chk Pass	Chk Pass	Chk Pass	Chk Pass	Chk Pass	Chk Pass
High Limit									
Low Limit									

Elem	Sr4077	Th2837	Ti3349	Tl1908	U_3701	V_2924	Zn2062	Zr3391
Line	407.771 { 83}	283.730 {119}	334.904 {101}	190.856 {477}	370.152 { 91}	292.402 {115}	206.200 {163}	339.198 { 99}
Units	ppm	ppm	ppm	ppm	ppm	ppm	ppm	ppm
Avg	**.23548**	**-.00358**	**.00046**	**-.00345**	**.02897**	**.00982**	**.00578**	**.00052**
Stddev	.00314	.00107	.00024	.00257	.01284	.00039	.00020	.00009
%RSD	1.3316	30.032	52.542	74.372	44.310	4.0087	3.4373	17.683
#1	.23326	-.00282	.00029	-.00527	.03805	.00954	.00564	.00058
#2	.23770	-.00434	.00063	-.00164	.01989	.01010	.00592	.00045
Check ?	Chk Pass	Chk Pass	Chk Pass	Chk Pass	Chk Pass	Chk Pass	Chk Pass	Chk Pass
High Limit								
Low Limit								

Int. Std.	Y_2243	Y_3600	Y_3774
Line	224.306 {450}	360.073 { 94}	377.433 { 89}
Units	Cts/S	Cts/S	Cts/S
Avg	**1534.1**	**31774.**	**5862.7**
Stddev	3.0	124.	68.1
%RSD	.19507	.39016	1.1619
#1	1532.0	31686.	5910.9
#2	1536.2	31861.	5814.5

Sample Name: ccvh-3900196 Acquired: 5/20/2016 19:22:29 Type: QC
Method: 6500_026(v10) Mode: CONC Corr. Factor: 1.000000
User: kellyca Custom ID1: Custom ID2: Custom ID3:
Comment:

Elem	Ag3280	Al3092	As1890	B_2089	Ba4554	Be3130	Bi2230	Ca3179	Cd2288	Co2286	Cr2055	Cu3247	Fe2714
Units	ppm	ppm	ppm	ppm	ppm	ppm	ppm	ppm	ppm	ppm	ppm	ppm	ppm
Avg	**-.00205**	**47.016**	**-.00228**	**.00359**	**.00010**	**-.00023**	**1.0500**	**-.04302**	**-.00105**	**.00302**	**-.00058**	**.00625**	**47.743**
Stddev	.00003	.398	.00135	.00054	.00002	.00001	.0032	.00190	.00015	.00016	.00025	.00019	.500
%RSD	1.5911	.84628	59.218	14.983	18.416	4.1474	.30436	4.4224	13.937	5.3963	43.463	2.9692	1.0468
#1	-.00203	46.734	-.00132	.00397	.00009	-.00024	1.0478	-.04437	-.00095	.00313	-.00076	.00612	47.390
#2	-.00208	47.297	-.00323	.00321	.00012	-.00023	1.0523	-.04168	-.00116	.00290	-.00040	.00638	48.096
Check ?	None	Chk Pass	None	None	None	None	Chk Pass	None	None	None	None	None	Chk Pass
Value													
Range													

Elem	K_7664	Li6707	Mg2790	Mn2576	Mo2020	Na8183	Ni2316	P_1782	Pb2203	S_1820	Sb2068	Se1960	Si2881
Units	ppm	ppm	ppm	ppm	ppm	ppm	ppm	ppm	ppm	ppm	ppm	ppm	ppm
Avg	**.04782**	**.00046**	**.15543**	**-.00081**	**-.00237**	**252.67**	**.00021**	**.00574**	**.00282**	**5.0365**	**-.00130**	**.00579**	**-.00432**
Stddev	.01302	.00005	.00500	.00010	.00020	1.72	.00038	.00242	.00342	.0056	.00117	.00636	.00540
%RSD	27.219	11.838	3.2194	11.909	8.5565	.67998	182.95	42.114	121.50	.11044	90.176	109.79	125.13
#1	.05703	.00050	.15189	-.00074	-.00252	251.46	.00048	.00403	.00040	5.0325	-.00047	.00129	-.00813
#2	.03862	.00042	.15897	-.00087	-.00223	253.89	-.00006	.00745	.00524	5.0404	-.00213	.01028	-.00050
Check ?	None	None	None	None	None	Chk Pass	None	None	None	Chk Pass	None	None	None
Value													
Range													

Elem	Sn1899	Sr4077	Th2837	Ti3349	Tl1908	U_3701	V_2924	Zn2062	Zr3391
Units	ppm	ppm	ppm	ppm	ppm	ppm	ppm	ppm	ppm
Avg	**.00192**	**.00039**	**4.9353**	**.02610**	**-.00560**	**10.121**	**-.01632**	**-.00315**	**-.01405**
Stddev	.00008	.00005	.0247	.00008	.00100	.014	.00034	.00120	.00311
%RSD	4.4234	13.442	.50124	.31294	17.891	.13602	2.1109	38.226	22.121
#1	.00198	.00042	4.9528	.02615	-.00489	10.112	-.01608	-.00400	-.01625
#2	.00186	.00035	4.9178	.02604	-.00631	10.131	-.01657	-.00230	-.01185
Check ?	None	None	Chk Pass	None	None	Chk Pass	None	None	None
Value									
Range									

Int. Std.	Y_2243	Y_3600	Y_3774
Units	Cts/S	Cts/S	Cts/S
Avg	**1506.8**	**30744.**	**5727.5**
Stddev	3.0	26.	92.9
%RSD	.19639	.08442	1.6222
#1	1508.9	30726.	5793.2
#2	1504.7	30762.	5661.8

Sample Name: ccv-3900195 Acquired: 5/20/2016 19:25:19 Type: QC
Method: 6500_026(v10) Mode: CONC Corr. Factor: 1.000000
User: kellyca Custom ID1: Custom ID2: Custom ID3:
Comment:

Elem	Ag3280	Al1670	As1890	B_2089	Ba4554	Be3130	Bi2230	Ca3179	Cd2288	Co2286	Cr2055	Cu3247	Fe2599
Units	ppm	ppm	ppm	ppm	ppm	ppm	ppm	ppm	ppm	ppm	ppm	ppm	ppm
Avg	**.49094**	**.52230**	**1.0272**	**.53669**	**.49921**	**.51075**	**-.00226**	**4.9604**	**.52375**	**.52416**	**.51717**	**.50488**	**2.4988**
Stddev	.00085	.00299	.0039	.00176	.00187	.00096	.00102	.0563	.00003	.00002	.00059	.00009	.0172
%RSD	.17302	.57158	.38257	.32783	.37451	.18780	45.083	1.1356	.00512	.00326	.11497	.01863	.68789
#1	.49034	.52019	1.0245	.53794	.49789	.51143	-.00154	5.0002	.52373	.52417	.51675	.50481	2.5110
#2	.49154	.52441	1.0300	.53545	.50053	.51007	-.00298	4.9205	.52377	.52415	.51759	.50494	2.4867
Check ?	Chk Pass	Chk Pass	Chk Pass	Chk Pass	Chk Pass	Chk Pass	None	Chk Pass	Chk Pass	Chk Pass	Chk Pass	Chk Pass	Chk Pass
Value													
Range													

Elem	K_7664	Li6707	Mg2790	Mn2576	Mo2020	Na5895	Ni2316	P_1782	Pb2203	S_1820	Sb2068	Se1960	Si2881
Units	ppm	ppm	ppm	ppm	ppm	ppm	ppm	ppm	ppm	ppm	ppm	ppm	ppm
Avg	**51.982**	**1.0788**	**19.889**	**.49429**	**.52260**	**5.2531**	**.50878**	**1.0176**	**1.0453**	**.00502**	**1.0388**	**1.0229**	**4.9999**
Stddev	.076	.0041	.042	.00127	.00086	.0103	.00090	.0043	.0060	.00267	.0029	.0074	.0265
%RSD	.14611	.38377	.21237	.25727	.16474	.19539	.17651	.41765	.57440	53.114	.27653	.72280	.52925
#1	51.929	1.0759	19.859	.49339	.52320	5.2604	.50815	1.0146	1.0410	.00313	1.0368	1.0281	4.9812
#2	52.036	1.0817	19.919	.49518	.52199	5.2459	.50942	1.0206	1.0495	.00690	1.0408	1.0176	5.0186
Check ?	Chk Pass	Chk Pass	Chk Pass	Chk Pass	Chk Pass	Chk Pass	Chk Pass	Chk Pass	Chk Pass	None	Chk Pass	Chk Pass	Chk Pass
Value													
Range													

Elem	Sn1899	Sr4077	Th2837	Ti3349	Tl1908	U_3701	V_2924	Zn2062	Zr3391
Units	ppm	ppm	ppm	ppm	ppm	ppm	ppm	ppm	ppm
Avg	**1.0094**	**.48761**	**-.00118**	**.47463**	**1.0422**	**.03175**	**.47610**	**.48587**	**.50212**
Stddev	.0008	.00228	.00119	.00140	.0008	.01133	.00189	.00440	.00060
%RSD	.08213	.46721	101.04	.29428	.07227	35.681	.39768	.90573	.12035
#1	1.0100	.48600	-.00203	.47364	1.0417	.03976	.47476	.48276	.50255
#2	1.0088	.48923	-.00034	.47562	1.0428	.02374	.47744	.48898	.50170
Check ?	Chk Pass	Chk Pass	None	Chk Pass	Chk Pass	None	Chk Pass	Chk Pass	Chk Pass
Value									
Range									

Int. Std.	Y_2243	Y_3600	Y_3774
Units	Cts/S	Cts/S	Cts/S
Avg	**1535.6**	**32057.**	**5918.2**
Stddev	2.6	112.	77.7
%RSD	.17168	.34781	1.3126
#1	1537.4	32136.	5863.2
#2	1533.7	31979.	5973.1

Sample Name: ccb Acquired: 5/20/2016 19:27:56 Type: QC
Method: 6500_026(v10) Mode: CONC Corr. Factor: 1.000000
User: kellyca Custom ID1: Custom ID2: Custom ID3:
Comment:

Elem	Ag3280	Al1670	As1890	B_2089	Ba4554	Be3130	Bi2230	Ca3179	Cd2288	Co2286	Cr2055	Cu3247
Units	ppm	ppm	ppm	ppm	ppm	ppm	ppm	ppm	ppm	ppm	ppm	ppm
Avg	**-.00008**	**.00017**	**-.00160**	W **.00171**	**-.00005**	**-.00010**	**-.00266**	**.00389**	**.00008**	**-.00039**	**-.00003**	**-.00044**
Stddev	.00006	.00069	.00376	.00027	.00004	.00002	.00044	.00017	.00001	.00042	.00012	.00018
%RSD	79.921	410.35	235.79	15.514	82.174	16.303	16.393	4.3403	5.9924	107.79	460.19	39.922
#1	-.00012	.00065	-.00426	.00152	-.00002	-.00011	-.00297	.00401	.00008	-.00069	-.00011	-.00057
#2	-.00003	-.00032	.00106	.00190	-.00008	-.00009	-.00235	.00377	.00009	-.00009	.00006	-.00032
Check ?	Chk Pass	Chk Pass	Chk Pass	Chk Warn	Chk Pass	Chk Pass	None	Chk Pass	Chk Pass	Chk Pass	Chk Pass	Chk Pass
High Limit				.00156								
Low Limit				-.00156								

Elem	Fe2599	K_7664	Li6707	Mg2790	Mn2576	Mo2020	Na5895	Ni2316	P_1782	Pb2203	S_1820	Sb2068
Units	ppm	ppm	ppm	ppm	ppm	ppm	ppm	ppm	ppm	ppm	ppm	ppm
Avg	**.00131**	**.06508**	**-.00112**	**.00876**	**.00006**	**.00022**	**.01882**	**-.00031**	**.00112**	**.00036**	**.00702**	**.00067**
Stddev	.00024	.00953	.00046	.00204	.00009	.00010	.01087	.00018	.00393	.00198	.00362	.00129
%RSD	18.116	14.650	41.385	23.278	141.31	42.739	57.751	58.928	351.87	546.83	51.601	191.47
#1	.00148	.05834	-.00145	.00732	.00000	.00016	.01114	-.00018	-.00166	-.00104	.00446	.00158
#2	.00114	.07182	-.00079	.01021	.00012	.00029	.02651	-.00044	.00390	.00176	.00958	-.00024
Check ?	Chk Pass	Chk Pass	Chk Pass	Chk Pass	Chk Pass	Chk Pass	Chk Pass	Chk Pass	Chk Pass	Chk Pass	None	Chk Pass
High Limit												
Low Limit												

Elem	Se1960	Si2881	Sn1899	Sr4077	Th2837	Ti3349	Tl1908	U_3701	V_2924	Zn2062	Zr3391
Units	ppm	ppm	ppm	ppm	ppm	ppm	ppm	ppm	ppm	ppm	ppm
Avg	**-.00189**	**-.00761**	**.00169**	**.00004**	**-.00460**	**.00017**	**-.00150**	**.01426**	**.00029**	**.00029**	**.00114**
Stddev	.00074	.00813	.00087	.00007	.00199	.00004	.00281	.01328	.00036	.00120	.00014
%RSD	39.143	106.85	51.624	151.15	43.222	23.622	186.82	93.112	126.22	409.24	12.308
#1	-.00137	-.01336	.00231	.00009	-.00601	.00014	.00048	.00487	.00054	-.00056	.00104
#2	-.00242	-.00186	.00107	-.00000	-.00319	.00020	-.00349	.02365	.00003	.00114	.00124
Check ?	Chk Pass	Chk Pass	Chk Pass	Chk Pass	Chk Pass	Chk Pass	Chk Pass	Chk Pass	Chk Pass	Chk Pass	Chk Pass
High Limit											
Low Limit											

Int. Std.	Y_2243	Y_3600	Y_3774
Units	Cts/S	Cts/S	Cts/S
Avg	**1553.0**	**32209.**	**5734.9**
Stddev	.2	18.	10.3
%RSD	.01344	.05510	.18046
#1	1552.8	32221.	5727.5
#2	1553.1	32196.	5742.2

Sample Name: ccvl-3903059 Acquired: 5/20/2016 19:30:43 Type: QC
Method: 6500_026(v10) Mode: CONC Corr. Factor: 1.000000
User: kellyca Custom ID1: Custom ID2: Custom ID3:
Comment:

Elem	Ag3280	Al1670	As1890	B_2089	Ba4554	Be3130	Bi2230	Ca3179	Cd2288	Co2286	Cr2055	Cu3247
Units	ppm	ppm	ppm	ppm	ppm	ppm	ppm	ppm	ppm	ppm	ppm	ppm
Avg	**.01017**	**.10655**	**.01433**	**.10998**	**.01013**	**.00099**	**.11573**	**.20595**	**.00545**	**.01051**	**.01044**	**.01473**
Stddev	.00049	.00122	.00011	.00061	.00003	.00002	.00056	.00112	.00004	.00032	.00023	.00023
%RSD	4.8114	1.1455	.78393	.55194	.33502	1.8878	.48251	.54439	.81220	3.0476	2.1819	1.5752
#1	.01052	.10741	.01425	.10955	.01011	.00100	.11534	.20515	.00548	.01074	.01060	.01456
#2	.00983	.10568	.01441	.11041	.01016	.00098	.11613	.20674	.00542	.01028	.01028	.01489
Check ?	Chk Pass	Chk Pass	Chk Pass	Chk Pass	Chk Pass	Chk Pass	Chk Pass	Chk Pass	Chk Pass	Chk Pass	Chk Pass	Chk Pass
Value												
Range												

Elem	Fe2599	K_7664	Li6707	Mg2790	Mn2576	Mo2020	Na5895	Ni2316	P_1782	Pb2203	S_1820	Sb2068
Units	ppm	ppm	ppm	ppm	ppm	ppm	ppm	ppm	ppm	ppm	ppm	ppm
Avg	**.11368**	**3.1676**	**.01089**	**.21433**	**.01040**	**.02156**	**1.0625**	**.04193**	**3.0321**	**.00784**	**.01091**	**.02202**
Stddev	.00196	.0069	.00069	.00394	.00007	.00039	.0033	.00031	.0049	.00007	.00704	.00026
%RSD	1.7218	.21866	6.3771	1.8394	.65843	1.7914	.30945	.75004	.16186	.83486	64.521	1.1684
#1	.11229	3.1627	.01040	.21154	.01035	.02129	1.0648	.04171	3.0286	.00788	.00593	.02184
#2	.11506	3.1725	.01138	.21712	.01044	.02183	1.0601	.04216	3.0356	.00779	.01589	.02221
Check ?	Chk Pass	Chk Pass	Chk Pass	Chk Pass	Chk Pass	Chk Pass	Chk Pass	Chk Pass	Chk Pass	Chk Pass	None	Chk Pass
Value												
Range												

Elem	Se1960	Si2881	Sn1899	Sr4077	Th2837	Ti3349	Tl1908	U_3701	V_2924	Zn2062	Zr3391
Units	ppm	ppm	ppm	ppm	ppm	ppm	ppm	ppm	ppm	ppm	ppm
Avg	**.01215**	**.51010**	**.10301**	**.00984**	**.01156**	**.00998**	**.01633**	F **.08654**	**.01036**	**.01968**	**.01535**
Stddev	.00068	.01797	.00081	.00000	.00042	.00012	.00067	.01934	.00013	.00101	.00000
%RSD	5.6072	3.5222	.78240	.05003	3.6627	1.2389	4.1312	22.345	1.2746	5.1311	.00967
#1	.01263	.52281	.10358	.00985	.01126	.01007	.01585	.07287	.01046	.01896	.01534
#2	.01166	.49740	.10244	.00984	.01185	.00989	.01681	.10021	.01027	.02039	.01535
Check ?	Chk Pass	Chk Pass	Chk Pass	Chk Pass	Chk Pass	Chk Pass	Chk Pass	Chk Fail	Chk Pass	Chk Pass	Chk Pass
Value								.06000			
Range								30.000%			

Int. Std.	Y_2243	Y_3600	Y_3774
Units	Cts/S	Cts/S	Cts/S
Avg	**1568.3**	**32323.**	**5769.8**
Stddev	.9	113.	6.4
%RSD	.06049	.34933	.11078
#1	1567.6	32403.	5774.3
#2	1568.9	32243.	5765.3

Sample Name: MB 280-325404/1-A Acquired: 5/20/2016 19:33:30 Type: Unk
Method: 6500_026(v10) Mode: CONC Corr. Factor: 1.000000
User: kellyca Custom ID1: 5/18 Custom ID2: Custom ID3:
Comment: 325404 6010c s

Elem	Ag3280	Al1670	As1890	B_2089	Ba4554	Be3130	Bi2230	Ca3179	Cd2288
Line	328.068 {103}	167.079 {502}	189.042 {478}	208.959 {461}	455.403 { 74}	313.042 {108}	223.061 {451}	317.933 {106}	228.802 {447}
Units	ppm	ppm	ppm	ppm	ppm	ppm	ppm	ppm	ppm
Avg	**.00013**	**.00547**	**.00082**	F **.01108**	**.00025**	**-.00009**	**-.00029**	**.01321**	**-.00014**
Stddev	.00003	.00012	.00096	.00016	.00018	.00008	.00397	.00028	.00032
%RSD	25.572	2.2845	116.78	1.4723	73.463	89.445	1376.5	2.1238	234.28
#1	.00011	.00556	.00150	.01120	.00012	-.00003	-.00309	.01341	-.00036
#2	.00016	.00538	.00014	.01096	.00038	-.00014	.00252	.01302	.00009
Check ?	Chk Pass	Chk Pass	Chk Pass	Chk Fail	Chk Pass	Chk Pass	Chk Pass	Chk Pass	Chk Pass
High Limit				.01000					
Low Limit				-.01000					

Elem	Co2286	Cr2055	Cu3247	Fe2599	K_7664	Li6707	Mg2790	Mn2576	Mo2020
Line	228.616 {447}	205.560 {464}	324.754 {104}	259.940 {130}	766.490 { 44}	670.784 { 50}	279.079 {121}2	257.610 {131}	202.030 {467}
Units	ppm	ppm	ppm	ppm	ppm	ppm	ppm	ppm	ppm
Avg	**-.00046**	**.00026**	**-.00021**	**.00773**	**.03517**	**-.00035**	**.00526**	**.00011**	**.00014**
Stddev	.00030	.00048	.00037	.00098	.00524	.00034	.00228	.00006	.00071
%RSD	65.651	184.11	177.83	12.726	14.906	97.074	43.332	58.485	522.63
#1	-.00067	.00060	.00005	.00843	.03888	-.00011	.00687	.00006	.00064
#2	-.00024	-.00008	-.00047	.00704	.03147	-.00059	.00365	.00015	-.00036
Check ?	Chk Pass	Chk Pass	Chk Pass	Chk Pass	Chk Pass	Chk Pass	Chk Pass	Chk Pass	Chk Pass
High Limit									
Low Limit									

Elem	Na5895	Ni2316	P_1782	Pb2203	S_1820	Sb2068	Se1960	Si2881	Sn1899
Line	589.592 { 57}	231.604 {446}	178.284 {489}	220.353 {453}	182.034 {485}	206.833 {463}	196.090 {472}	288.158 {117}	189.989 {477}
Units	ppm	ppm	ppm	ppm	ppm	ppm	ppm	ppm	ppm
Avg	**.03917**	**-.00028**	**.00200**	**-.00127**	**.00953**	**.00283**	W **-.00625**	W **.06209**	**.00133**
Stddev	.00272	.00041	.00254	.00051	.00019	.00050	.00033	.01372	.00051
%RSD	6.9443	144.91	126.99	40.571	1.9629	17.627	5.2628	22.090	38.568
#1	.04109	-.00057	.00379	-.00163	.00940	.00248	-.00602	.05239	.00096
#2	.03725	.00001	.00020	-.00090	.00966	.00319	-.00648	.07178	.00169
Check ?	Chk Pass	Chk Pass	Chk Pass	Chk Pass	Chk Pass	Chk Pass	Chk Warn	Chk Warn	Chk Pass
High Limit							.00500	.05000	
Low Limit							-.00500	-.05000	

Elem	Sr4077	Th2837	Ti3349	Tl1908	U_3701	V_2924	Zn2062	Zr3391
Line	407.771 { 83}	283.730 {119}	334.904 {101}	190.856 {477}	370.152 { 91}	292.402 {115}	206.200 {163}	339.198 { 99}
Units	ppm	ppm	ppm	ppm	ppm	ppm	ppm	ppm
Avg	**-.00001**	**-.00451**	**.00023**	**-.00115**	**.00373**	**.00036**	**-.00027**	**.00009**
Stddev	.00002	.00012	.00005	.00147	.02077	.00070	.00103	.00037
%RSD	406.95	2.5642	20.390	127.53	556.89	193.99	382.14	415.85
#1	.00001	-.00459	.00020	-.00011	-.01096	.00086	-.00099	.00035
#2	-.00002	-.00443	.00027	-.00219	.01842	-.00013	.00046	-.00017
Check ?	Chk Pass	Chk Pass	Chk Pass	Chk Pass	Chk Pass	Chk Pass	Chk Pass	Chk Pass
High Limit								
Low Limit								

Int. Std.	Y_2243	Y_3600	Y_3774
Line	224.306 {450}	360.073 { 94}	377.433 { 89}
Units	Cts/S	Cts/S	Cts/S
Avg	**1580.0**	**32768.**	**5933.3**
Stddev	1.0	187.	19.1
%RSD	.06394	.56960	.32128
#1	1579.3	32900.	5946.8
#2	1580.8	32636.	5919.8

Sample Name: LCS 280-325404/2-A Acquired: 5/20/2016 19:36:18 Type: Unk
Method: 6500_026(v10) Mode: CONC Corr. Factor: 1.000000
User: kellyca Custom ID1: Custom ID2: Custom ID3:
Comment: 325404 6010c s

Elem	Ag3280	Al1670	As1890	B_2089	Ba4554	Be3130	Bi2230	Ca3179	Cd2288
Line	328.068 {103}	167.079 {502}	189.042 {478}	208.959 {461}	455.403 { 74}	313.042 {108}	223.061 {451}	317.933 {106}	228.802 {447}
Units	ppm	ppm	ppm	ppm	ppm	ppm	ppm	ppm	ppm
Avg	**.04981**	**2.0160**	**1.0418**	F **1.2115**	**1.9984**	**.05125**	F **2.2012**	**50.317**	**.10400**
Stddev	.00019	.0088	.0007	.0009	.0020	.00000	.0057	.062	.00007
%RSD	.37789	.43606	.06502	.07660	.10198	.00753	.25715	.12356	.06980
#1	.04995	2.0222	1.0413	1.2108	1.9998	.05126	2.1972	50.273	.10395
#2	.04968	2.0098	1.0423	1.2122	1.9970	.05125	2.2052	50.361	.10405
Check ?	Chk Pass	Chk Pass	Chk Pass	Chk Fail	Chk Pass	Chk Pass	Chk Fail	Chk Pass	Chk Pass
High Limit				1.1000			2.2000		
Low Limit				.81000			1.8000		

Elem	Co2286	Cr2055	Cu3247	Fe2599	K_7664	Li6707	Mg2790	Mn2576	Mo2020
Line	228.616 {447}	205.560 {464}	324.754 {104}	259.940 {130}	766.490 { 44}	670.784 { 50}	279.079 {121}2	257.610 {131}	202.030 {467}
Units	ppm	ppm	ppm	ppm	ppm	ppm	ppm	ppm	ppm
Avg	**.51086**	F **.20480**	**.25330**	**1.0312**	**53.028**	**1.0793**	**49.531**	**.48946**	**1.0721**
Stddev	.00036	.00001	.00015	.0019	.135	.0012	.131	.00071	.0017
%RSD	.07022	.00516	.06074	.18588	.25530	.10687	.26382	.14432	.15901
#1	.51112	.20481	.25319	1.0299	53.124	1.0801	49.624	.48996	1.0733
#2	.51061	.20479	.25341	1.0326	52.932	1.0785	49.439	.48896	1.0709
Check ?	Chk Pass	Chk Fail	Chk Pass	Chk Pass	Chk Pass	Chk Pass	Chk Pass	Chk Pass	Chk Pass
High Limit		.05700							
Low Limit		.04350							

Elem	Na8183	Ni2316	P_1782	Pb2203	S_1820	Sb2068	Se1960	Si2881	Sn1899
Line	818.326 { 41}	231.604 {446}	178.284 {489}	220.353 {453}	182.034 {485}	206.833 {463}	196.090 {472}	288.158 {117}	189.989 {477}
Units	ppm	ppm	ppm	ppm	ppm	ppm	ppm	ppm	ppm
Avg	**51.606**	**.49963**	**10.548**	**.51930**	**2.0525**	**.53038**	**2.0565**	**2.5211**	**1.9769**
Stddev	.003	.00136	.021	.00216	.0059	.00121	.0056	.0042	.0044
%RSD	.00590	.27123	.20365	.41667	.28548	.22753	.27217	.16720	.22080
#1	51.604	.50059	10.563	.52083	2.0484	.52953	2.0526	2.5181	1.9800
#2	51.608	.49868	10.533	.51777	2.0567	.53123	2.0605	2.5241	1.9739
Check ?	Chk Pass	Chk Pass	Chk Pass	Chk Pass	None	Chk Pass	Chk Pass	Chk Pass	Chk Pass
High Limit									
Low Limit									

Elem	Sr4077	Th2837	Ti3349	Tl1908	U_3701	V_2924	Zn2062	Zr3391
Line	407.771 { 83}	283.730 {119}	334.904 {101}	190.856 {477}	370.152 { 91}	292.402 {115}	206.200 {163}	339.198 { 99}
Units	ppm	ppm	ppm	ppm	ppm	ppm	ppm	ppm
Avg	**.96710**	**.98361**	**.95890**	**2.0171**	**2.1139**	**.47735**	**.49221**	**.50073**
Stddev	.00285	.00380	.00233	.0095	.0217	.00177	.00147	.00071
%RSD	.29423	.38668	.24310	.47219	1.0278	.37047	.29953	.14177
#1	.96912	.98630	.96055	2.0238	2.0986	.47860	.49326	.50023
#2	.96509	.98092	.95725	2.0104	2.1293	.47610	.49117	.50123
Check ?	Chk Pass	Chk Pass	Chk Pass	Chk Pass	Chk Pass	Chk Pass	Chk Pass	Chk Pass
High Limit								
Low Limit								

Int. Std.	Y_2243	Y_3600	Y_3774
Line	224.306 {450}	360.073 { 94}	377.433 { 89}
Units	Cts/S	Cts/S	Cts/S
Avg	**1497.4**	**30871.**	**5716.0**
Stddev	2.2	71.	4.4
%RSD	.14669	.23093	.07658
#1	1495.8	30820.	5712.9
#2	1499.0	30921.	5719.1

Sample Name: 280-83054-A-6-A Acquired: 5/20/2016 19:38:53 Type: Unk
Method: 6500_026(v10) Mode: CONC Corr. Factor: 1.000000
User: kellyca Custom ID1: Custom ID2: Custom ID3:
Comment: 325404 6010c s

Elem	Ag3280	Al3092	As1890	B_2089	Ba4554	Be3130	Bi2230	Ca3179	Cd2288
Line	328.068 {103}	309.271 {109}	189.042 {478}	208.959 {461}	455.403 { 74}	313.042 {108}	223.061 {451}	317.933 {106}	228.802 {447}
Units	ppm	ppm	ppm	ppm	ppm	ppm	ppm	ppm	ppm
Avg	**-.00009**	**7.3603**	**-.00410**	**.00452**	**.02059**	**-.00008**	**-.00331**	**.14468**	**.00224**
Stddev	.00034	.0764	.00029	.00142	.00028	.00007	.00198	.00042	.00001
%RSD	370.49	1.0375	7.1132	31.544	1.3551	82.792	59.858	.28976	.63541
#1	-.00034	7.3063	-.00389	.00552	.02040	-.00013	-.00471	.14498	.00223
#2	.00015	7.4143	-.00431	.00351	.02079	-.00003	-.00191	.14439	.00225
Check ?	Chk Pass	Chk Pass	Chk Pass	Chk Pass	Chk Pass	Chk Pass	Chk Pass	Chk Pass	Chk Pass
High Limit									
Low Limit									

Elem	Co2286	Cr2055	Cu3247	Fe2599	K_7664	Li6707	Mg2790	Mn2576	Mo2020
Line	228.616 {447}	205.560 {464}	324.754 {104}	259.940 {130}	766.490 { 44}	670.784 { 50}	279.079 {121}2	257.610 {131}	202.030 {467}
Units	ppm	ppm	ppm	ppm	ppm	ppm	ppm	ppm	ppm
Avg	**.00021**	**.06044**	**.11241**	**1.4992**	**.22701**	**.00246**	**.16856**	**.02103**	**.00179**
Stddev	.00010	.00021	.00042	.0260	.01113	.00006	.00565	.00030	.00038
%RSD	48.139	.34750	.36958	1.7358	4.9049	2.4589	3.3541	1.4110	21.249
#1	.00014	.06059	.11212	1.4808	.23488	.00250	.17255	.02082	.00152
#2	.00029	.06029	.11271	1.5176	.21913	.00241	.16456	.02124	.00205
Check ?	Chk Pass	Chk Pass	Chk Pass	Chk Pass	Chk Pass	Chk Pass	Chk Pass	Chk Pass	Chk Pass
High Limit									
Low Limit									

Elem	Na5895	Ni2316	P_1782	Pb2203	S_1820	Sb2068	Se1960	Si2881	Sn1899
Line	589.592 { 57}	231.604 {446}	178.284 {489}	220.353 {453}	182.034 {485}	206.833 {463}	196.090 {472}	288.158 {117}	189.989 {477}
Units	ppm	ppm	ppm	ppm	ppm	ppm	ppm	ppm	ppm
Avg	**.07178**	**.02926**	**.19829**	**.05234**	**.43585**	**.00332**	**.00067**	**5.8642**	**.00267**
Stddev	.00518	.00031	.00229	.00067	.00022	.00039	.00044	.0747	.00119
%RSD	7.2195	1.0550	1.1546	1.2759	.04938	11.838	65.841	1.2741	44.450
#1	.07545	.02904	.19667	.05186	.43600	.00304	.00036	5.9171	.00183
#2	.06812	.02948	.19991	.05281	.43570	.00360	.00098	5.8114	.00350
Check ?	Chk Pass	Chk Pass	Chk Pass	Chk Pass	Chk Pass	Chk Pass	Chk Pass	Chk Pass	Chk Pass
High Limit									
Low Limit									

Elem	Sr4077	Th2837	Ti3349	Tl1908	U_3701	V_2924	Zn2062	Zr3391
Line	407.771 { 83}	283.730 {119}	334.904 {101}	190.856 {477}	370.152 { 91}	292.402 {115}	206.200 {163}	339.198 { 99}
Units	ppm	ppm	ppm	ppm	ppm	ppm	ppm	ppm
Avg	**.00420**	**-.00094**	**.30398**	**-.00205**	**.02502**	**.00510**	**.08034**	**.00676**
Stddev	.00005	.00099	.00367	.00459	.01748	.00001	.00044	.00021
%RSD	1.2812	105.96	1.2060	223.57	69.874	.12117	.55374	3.1531
#1	.00424	-.00164	.30139	-.00530	.03738	.00510	.08065	.00661
#2	.00416	-.00024	.30658	.00119	.01266	.00511	.08003	.00691
Check ?	Chk Pass	Chk Pass	Chk Pass	Chk Pass	Chk Pass	Chk Pass	Chk Pass	Chk Pass
High Limit								
Low Limit								

Int. Std.	Y_2243	Y_3600	Y_3774
Line	224.306 {450}	360.073 { 94}	377.433 { 89}
Units	Cts/S	Cts/S	Cts/S
Avg	**1581.4**	**33267.**	**6030.6**
Stddev	3.1	38.	55.6
%RSD	.19596	.11400	.92219
#1	1583.6	33294.	6070.0
#2	1579.2	33240.	5991.3

Sample Name: 280-83054-A-6-Asd@5 Acquired: 5/20/2016 19:41:38 Type: Unk
Method: 6500_026(v10) Mode: CONC Corr. Factor: 1.000000
User: kellyca Custom ID1: Custom ID2: Custom ID3:
Comment: 325404 6010c s

Elem	Ag3280	Al1670	As1890	B_2089	Ba4554	Be3130	Bi2230	Ca3179	Cd2288
Line	328.068 {103}	167.079 {502}	189.042 {478}	208.959 {461}	455.403 { 74}	313.042 {108}	223.061 {451}	317.933 {106}	228.802 {447}
Units	ppm	ppm	ppm	ppm	ppm	ppm	ppm	ppm	ppm
Avg	**.00012**	**1.8307**	**-.00069**	**.00212**	**.00546**	**-.00005**	**-.00120**	**.03032**	**.00042**
Stddev	.00025	.0047	.00096	.00044	.00004	.00004	.00153	.00029	.00005
%RSD	211.17	.25565	139.29	20.602	.72729	82.885	127.54	.94119	12.226
#1	.00029	1.8340	-.00137	.00243	.00543	-.00002	-.00012	.03052	.00046
#2	-.00006	1.8274	-.00001	.00181	.00548	-.00008	-.00229	.03012	.00038
Check ?	Chk Pass	Chk Pass	Chk Pass	Chk Pass	Chk Pass	Chk Pass	Chk Pass	Chk Pass	Chk Pass
High Limit									
Low Limit									

Elem	Co2286	Cr2055	Cu3247	Fe2599	K_7664	Li6707	Mg2790	Mn2576	Mo2020
Line	228.616 {447}	205.560 {464}	324.754 {104}	259.940 {130}	766.490 { 44}	670.784 { 50}	279.079 {121}2	257.610 {131}	202.030 {467}
Units	ppm	ppm	ppm	ppm	ppm	ppm	ppm	ppm	ppm
Avg	**-.00018**	**.01296**	**.02220**	**.35498**	**.10944**	**.00030**	**.04921**	**.00478**	**.00030**
Stddev	.00024	.00018	.00003	.00142	.01020	.00016	.00314	.00018	.00007
%RSD	129.70	1.4089	.13254	.40048	9.3186	51.922	6.3772	3.7530	22.528
#1	-.00002	.01309	.02218	.35599	.10223	.00019	.04699	.00491	.00025
#2	-.00035	.01283	.02223	.35398	.11665	.00041	.05143	.00466	.00035
Check ?	Chk Pass	Chk Pass	Chk Pass	Chk Pass	Chk Pass	Chk Pass	Chk Pass	Chk Pass	Chk Pass
High Limit									
Low Limit									

Elem	Na5895	Ni2316	P_1782	Pb2203	S_1820	Sb2068	Se1960	Si2881	Sn1899
Line	589.592 { 57}	231.604 {446}	178.284 {489}	220.353 {453}	182.034 {485}	206.833 {463}	196.090 {472}	288.158 {117}	189.989 {477}
Units	ppm	ppm	ppm	ppm	ppm	ppm	ppm	ppm	ppm
Avg	**.02603**	**.00662**	**.04054**	**.01115**	**.09011**	**.00129**	**.00651**	**3.7722**	**.00100**
Stddev	.00066	.00035	.00110	.00088	.00258	.00044	.00284	.0216	.00027
%RSD	2.5508	5.3549	2.7213	7.9171	2.8657	33.654	43.702	.57215	26.983
#1	.02650	.00687	.03976	.01177	.08829	.00099	.00852	3.7570	.00120
#2	.02556	.00637	.04132	.01052	.09194	.00160	.00450	3.7875	.00081
Check ?	Chk Pass	Chk Pass	Chk Pass	Chk Pass	Chk Pass	Chk Pass	Chk Pass	Chk Pass	Chk Pass
High Limit									
Low Limit									

Elem	Sr4077	Th2837	Ti3349	Tl1908	U_3701	V_2924	Zn2062	Zr3391
Line	407.771 { 83}	283.730 {119}	334.904 {101}	190.856 {477}	370.152 { 91}	292.402 {115}	206.200 {163}	339.198 { 99}
Units	ppm	ppm	ppm	ppm	ppm	ppm	ppm	ppm
Avg	**.00124**	**-.00214**	**.19675**	**-.00185**	**.01815**	**.00222**	**.01798**	**.00515**
Stddev	.00001	.00102	.00244	.00109	.00236	.00038	.00160	.00125
%RSD	1.1491	47.495	1.2388	58.800	13.017	17.124	8.8797	24.383
#1	.00125	-.00142	.19502	-.00262	.01982	.00195	.01911	.00603
#2	.00123	-.00286	.19847	-.00108	.01648	.00248	.01685	.00426
Check ?	Chk Pass	Chk Pass	Chk Pass	Chk Pass	Chk Pass	Chk Pass	Chk Pass	Chk Pass
High Limit								
Low Limit								

Int. Std.	Y_2243	Y_3600	Y_3774
Line	224.306 {450}	360.073 { 94}	377.433 { 89}
Units	Cts/S	Cts/S	Cts/S
Avg	**1582.0**	**32925.**	**5847.3**
Stddev	.6	74.	36.6
%RSD	.03958	.22332	.62669
#1	1582.5	32977.	5821.3
#2	1581.6	32873.	5873.2

Sample Name: 280-83054-A-6-B MS Acquired: 5/20/2016 19:44:24 Type: Unk
Method: 6500_026(v10) Mode: CONC Corr. Factor: 1.000000
User: kellyca Custom ID1: Custom ID2: Custom ID3:
Comment: 325404 6010c s

Elem	Ag3280	Al3092	As1890	B_2089	Ba4554	Be3130	Bi2230	Ca3179	Cd2288
Line	328.068 {103}	309.271 {109}	189.042 {478}	208.959 {461}	455.403 { 74}	313.042 {108}	223.061 {451}	317.933 {106}	228.802 {447}
Units	ppm	ppm	ppm	ppm	ppm	ppm	ppm	ppm	ppm
Avg	**.04834**	**6.1545**	**.99378**	**1.0121**	**1.9416**	**.04913**	**2.0992**	**48.278**	**.10059**
Stddev	.00009	.0167	.01671	.0067	.0047	.00005	.0143	.026	.00027
%RSD	.18104	.27087	1.6815	.66344	.24460	.11166	.68289	.05403	.27276
#1	.04828	6.1427	1.0056	1.0168	1.9383	.04909	2.1094	48.296	.10078
#2	.04840	6.1663	.98196	1.0073	1.9450	.04917	2.0891	48.259	.10039
Check ?	Chk Pass	Chk Pass	Chk Pass	Chk Pass	Chk Pass	Chk Pass	Chk Pass	Chk Pass	Chk Pass
High Limit									
Low Limit									

Elem	Co2286	Cr2055	Cu3247	Fe2599	K_7664	Li6707	Mg2790	Mn2576	Mo2020
Line	228.616 {447}	205.560 {464}	324.754 {104}	259.940 {130}	766.490 { 44}	670.784 { 50}	279.079 {121}2	257.610 {131}	202.030 {467}
Units	ppm	ppm	ppm	ppm	ppm	ppm	ppm	ppm	ppm
Avg	**.49133**	W **.23673**	**.31810**	**2.2116**	**51.169**	**1.0360**	**47.904**	**.48053**	**1.0241**
Stddev	.00098	.00053	.00077	.0027	.158	.0040	.052	.00044	.0054
%RSD	.19879	.22525	.24274	.12379	.30905	.38236	.10923	.09118	.52862
#1	.49202	.23711	.31865	2.2096	51.058	1.0332	47.867	.48084	1.0279
#2	.49064	.23635	.31756	2.2135	51.281	1.0388	47.941	.48022	1.0203
Check ?	Chk Pass	Chk Warn	Chk Pass	Chk Pass	Chk Pass	Chk Pass	Chk Pass	Chk Pass	Chk Pass
High Limit		.10000							
Low Limit		-.01000							

Elem	Na8183	Ni2316	P_1782	Pb2203	S_1820	Sb2068	Se1960	Si2881	Sn1899
Line	818.326 { 41}	231.604 {446}	178.284 {489}	220.353 {453}	182.034 {485}	206.833 {463}	196.090 {472}	288.158 {117}	189.989 {477}
Units	ppm	ppm	ppm	ppm	ppm	ppm	ppm	ppm	ppm
Avg	**49.570**	**.49900**	**10.139**	**.54216**	**2.1389**	**.50445**	**1.9480**	**3.6440**	**1.8836**
Stddev	.096	.00048	.047	.00094	.0272	.00126	.0055	.0032	.0091
%RSD	.19403	.09667	.46468	.17336	1.2696	.25018	.28383	.08725	.48044
#1	49.502	.49934	10.172	.54283	2.1581	.50534	1.9519	3.6462	1.8900
#2	49.638	.49866	10.106	.54150	2.1197	.50355	1.9441	3.6417	1.8772
Check ?	Chk Pass	Chk Pass	Chk Pass	Chk Pass	Chk Pass	Chk Pass	Chk Pass	Chk Pass	Chk Pass
High Limit									
Low Limit									

Elem	Sr4077	Th2837	Ti3349	Tl1908	U_3701	V_2924	Zn2062	Zr3391
Line	407.771 { 83}	283.730 {119}	334.904 {101}	190.856 {477}	370.152 { 91}	292.402 {115}	206.200 {163}	339.198 { 99}
Units	ppm	ppm	ppm	ppm	ppm	ppm	ppm	ppm
Avg	**.93418**	**.93242**	**1.0337**	**1.9192**	**2.0403**	**.46168**	**.53124**	**.47447**
Stddev	.00249	.00093	.0007	.0153	.0229	.00134	.00442	.00001
%RSD	.26653	.09977	.06421	.79714	1.1230	.29016	.83276	.00108
#1	.93242	.93176	1.0342	1.9301	2.0565	.46263	.52811	.47447
#2	.93594	.93308	1.0332	1.9084	2.0241	.46073	.53437	.47447
Check ?	Chk Pass	Chk Pass	Chk Pass	Chk Pass	Chk Pass	Chk Pass	Chk Pass	Chk Pass
High Limit								
Low Limit								

Int. Std.	Y_2243	Y_3600	Y_3774
Line	224.306 {450}	360.073 { 94}	377.433 { 89}
Units	Cts/S	Cts/S	Cts/S
Avg	**1508.3**	**31070.**	**5798.1**
Stddev	1.1	18.	8.4
%RSD	.07438	.05650	.14462
#1	1507.5	31057.	5804.1
#2	1509.1	31082.	5792.2

Sample Name: 280-83054-A-6-C MSD Acquired: 5/20/2016 19:47:00 Type: Unk
Method: 6500_026(v10) Mode: CONC Corr. Factor: 1.000000
User: kellyca Custom ID1: Custom ID2: Custom ID3:
Comment: 325404 6010c s

Elem	Ag3280	Al3092	As1890	B_2089	Ba4554	Be3130	Bi2230	Ca3179	Cd2288
Line	328.068 {103}	309.271 {109}	189.042 {478}	208.959 {461}	455.403 { 74}	313.042 {108}	223.061 {451}	317.933 {106}	228.802 {447}
Units	ppm	ppm	ppm	ppm	ppm	ppm	ppm	ppm	ppm
Avg	**.04930**	**7.6311**	**1.0365**	**1.0615**	**2.0233**	**.05125**	**2.1920**	**49.467**	**.10495**
Stddev	.00000	.0060	.0068	.0037	.0050	.00011	.0238	.166	.00040
%RSD	.00650	.07807	.65503	.34579	.24745	.20923	1.0837	.33494	.38036
#1	.04930	7.6353	1.0317	1.0589	2.0197	.05117	2.1752	49.350	.10467
#2	.04930	7.6269	1.0413	1.0641	2.0268	.05132	2.2088	49.584	.10524
Check ?	Chk Pass	Chk Pass	Chk Pass	Chk Pass	Chk Pass	Chk Pass	Chk Pass	Chk Pass	Chk Pass
High Limit									
Low Limit									

Elem	Co2286	Cr2055	Cu3247	Fe2599	K_7664	Li6707	Mg2790	Mn2576	Mo2020
Line	228.616 {447}	205.560 {464}	324.754 {104}	259.940 {130}	766.490 { 44}	670.784 { 50}	279.079 {121}2	257.610 {131}	202.030 {467}
Units	ppm	ppm	ppm	ppm	ppm	ppm	ppm	ppm	ppm
Avg	**.51178**	W **.28717**	**.36260**	**2.5662**	**53.175**	**1.0861**	**50.074**	**.50533**	**1.0624**
Stddev	.00079	.00158	.00177	.0055	.009	.0063	.030	.00048	.0039
%RSD	.15383	.55144	.48870	.21504	.01646	.57772	.06057	.09406	.36836
#1	.51122	.28605	.36385	2.5623	53.181	1.0817	50.095	.50499	1.0596
#2	.51234	.28829	.36134	2.5701	53.169	1.0906	50.052	.50566	1.0652
Check ?	Chk Pass	Chk Warn	Chk Pass	Chk Pass	Chk Pass	Chk Pass	Chk Pass	Chk Pass	Chk Pass
High Limit		.10000							
Low Limit		-.01000							

Elem	Na8183	Ni2316	P_1782	Pb2203	S_1820	Sb2068	Se1960	Si2881	Sn1899
Line	818.326 { 41}	231.604 {446}	178.284 {489}	220.353 {453}	182.034 {485}	206.833 {463}	196.090 {472}	288.158 {117}	189.989 {477}
Units	ppm	ppm	ppm	ppm	ppm	ppm	ppm	ppm	ppm
Avg	**51.452**	**.53735**	**10.567**	**.56429**	**2.2798**	**.52713**	**2.0349**	**4.2768**	**1.9598**
Stddev	.336	.00020	.035	.00388	.0293	.00434	.0124	.0207	.0075
%RSD	.65383	.03691	.33534	.68692	1.2851	.82279	.60765	.48481	.38476
#1	51.214	.53721	10.542	.56155	2.2591	.52406	2.0262	4.2621	1.9545
#2	51.689	.53749	10.592	.56703	2.3005	.53020	2.0437	4.2915	1.9652
Check ?	Chk Pass	Chk Pass	Chk Pass	Chk Pass	Chk Pass	Chk Pass	Chk Pass	Chk Pass	Chk Pass
High Limit									
Low Limit									

Elem	Sr4077	Th2837	Ti3349	Tl1908	U_3701	V_2924	Zn2062	Zr3391
Line	407.771 { 83}	283.730 {119}	334.904 {101}	190.856 {477}	370.152 { 91}	292.402 {115}	206.200 {163}	339.198 { 99}
Units	ppm	ppm	ppm	ppm	ppm	ppm	ppm	ppm
Avg	**.97123**	**.97560**	**1.1129**	**1.9988**	**2.1243**	**.48641**	**.55478**	**.49146**
Stddev	.00186	.00107	.0086	.0106	.0266	.00038	.00006	.00111
%RSD	.19105	.10938	.77330	.53120	1.2529	.07806	.01157	.22536
#1	.96992	.97635	1.1190	1.9913	2.1431	.48614	.55482	.49224
#2	.97255	.97484	1.1068	2.0064	2.1055	.48668	.55473	.49067
Check ?	Chk Pass	Chk Pass	Chk Pass	Chk Pass	Chk Pass	Chk Pass	Chk Pass	Chk Pass
High Limit								
Low Limit								

Int. Std.	Y_2243	Y_3600	Y_3774
Line	224.306 {450}	360.073 { 94}	377.433 { 89}
Units	Cts/S	Cts/S	Cts/S
Avg	**1505.2**	**30850.**	**5886.3**
Stddev	.4	41.	.6
%RSD	.02335	.13137	.00966
#1	1505.5	30879.	5885.9
#2	1505.0	30821.	5886.7

Sample Name: 280-83054-A-6-Apds Acquired: 5/20/2016 19:49:34 Type: Unk
Method: 6500_026(v10) Mode: CONC Corr. Factor: 1.000000
User: kellyca Custom ID1: Custom ID2: Custom ID3:
Comment: 325404 6010c s

Elem	Ag3280	Al3092	As1890	B_2089	Ba4554	Be3130	Bi2230	Ca3179	Cd2288
Line	328.068 {103}	309.271 {109}	189.042 {478}	208.959 {461}	455.403 { 74}	313.042 {108}	223.061 {451}	317.933 {106}	228.802 {447}
Units	ppm	ppm	ppm	ppm	ppm	ppm	ppm	ppm	ppm
Avg	**.04937**	**8.4661**	**.20897**	**.11093**	**.12258**	**.05047**	**-.00488**	**19.649**	**.05433**
Stddev	.00059	.0636	.00227	.00126	.00046	.00036	.00014	.022	.00037
%RSD	1.2043	.75154	1.0851	1.1366	.37679	.70931	2.7977	.11260	.67990
#1	.04895	8.4211	.21057	.11182	.12226	.05022	-.00478	19.634	.05407
#2	.04979	8.5111	.20736	.11004	.12291	.05072	-.00498	19.665	.05459
Check ?	Chk Pass	Chk Pass	Chk Pass	Chk Pass	Chk Pass	Chk Pass	Chk Pass	Chk Pass	Chk Pass
High Limit									
Low Limit									

Elem	Co2286	Cr2055	Cu3247	Fe2599	K_7664	Li6707	Mg2790	Mn2576	Mo2020
Line	228.616 {447}	205.560 {464}	324.754 {104}	259.940 {130}	766.490 { 44}	670.784 { 50}	279.079 {121}2	257.610 {131}	202.030 {467}
Units	ppm	ppm	ppm	ppm	ppm	ppm	ppm	ppm	ppm
Avg	**.05185**	W **.11060**	**.16063**	**2.4694**	**20.976**	**.11041**	**20.084**	**.07051**	**.05404**
Stddev	.00009	.00042	.00015	.0109	.068	.00012	.002	.00021	.00028
%RSD	.16928	.37713	.09322	.44168	.32190	.11167	.01061	.29778	.51151
#1	.05191	.11030	.16073	2.4616	20.928	.11050	20.083	.07066	.05384
#2	.05178	.11089	.16052	2.4771	21.024	.11032	20.086	.07037	.05423
Check ?	Chk Pass	Chk Warn	Chk Pass	Chk Pass	Chk Pass	Chk Pass	Chk Pass	Chk Pass	Chk Pass
High Limit		.10000							
Low Limit		-.01000							

Elem	Na8183	Ni2316	P_1782	Pb2203	S_1820	Sb2068	Se1960	Si2881	Sn1899
Line	818.326 { 41}	231.604 {446}	178.284 {489}	220.353 {453}	182.034 {485}	206.833 {463}	196.090 {472}	288.158 {117}	189.989 {477}
Units	ppm	ppm	ppm	ppm	ppm	ppm	ppm	ppm	ppm
Avg	**20.595**	**.07828**	**2.2535**	**.14999**	**.43049**	**.10487**	**.20214**	**16.029**	**.09888**
Stddev	.040	.00018	.0014	.00016	.00293	.00253	.00085	.173	.00124
%RSD	.19603	.22553	.06211	.10907	.68104	2.4151	.41906	1.0774	1.2518
#1	20.623	.07816	2.2525	.15011	.42842	.10666	.20154	16.151	.09801
#2	20.566	.07841	2.2545	.14988	.43257	.10308	.20274	15.907	.09976
Check ?	Chk Pass	Chk Pass	Chk Pass	Chk Pass	Chk Pass	Chk Pass	Chk Pass	Chk Pass	Chk Pass
High Limit									
Low Limit									

Elem	Sr4077	Th2837	Ti3349	Tl1908	U_3701	V_2924	Zn2062	Zr3391
Line	407.771 { 83}	283.730 {119}	334.904 {101}	190.856 {477}	370.152 { 91}	292.402 {115}	206.200 {163}	339.198 { 99}
Units	ppm	ppm	ppm	ppm	ppm	ppm	ppm	ppm
Avg	**.05357**	**.19467**	**.61918**	**.20675**	**.53894**	**.05429**	**.26862**	**.06693**
Stddev	.00033	.00317	.00699	.00086	.01331	.00008	.00133	.00010
%RSD	.61906	1.6273	1.1282	.41559	2.4692	.14831	.49604	.15217
#1	.05380	.19243	.62412	.20614	.54835	.05424	.26768	.06700
#2	.05334	.19691	.61424	.20736	.52953	.05435	.26956	.06685
Check ?	Chk Pass	Chk Pass	Chk Pass	Chk Pass	Chk Pass	Chk Pass	Chk Pass	Chk Pass
High Limit								
Low Limit								

Int. Std.	Y_2243	Y_3600	Y_3774
Line	224.306 {450}	360.073 { 94}	377.433 { 89}
Units	Cts/S	Cts/S	Cts/S
Avg	**1548.7**	**32160.**	**5997.1**
Stddev	3.7	90.	16.9
%RSD	.23969	.27990	.28186
#1	1551.4	32223.	6009.0
#2	1546.1	32096.	5985.1

Sample Name: 280-83054-A-7-A Acquired: 5/20/2016 19:52:16 Type: Unk
Method: 6500_026(v10) Mode: CONC Corr. Factor: 1.000000
User: kellyca Custom ID1: Custom ID2: Custom ID3:
Comment: 325404 6010c s

Elem	Ag3280	Al3092	As1890	B_2089	Ba4554	Be3130	Bi2230	Ca3179	Cd2288
Line	328.068 {103}	309.271 {109}	189.042 {478}	208.959 {461}	455.403 { 74}	313.042 {108}	223.061 {451}	317.933 {106}	228.802 {447}
Units	ppm	ppm	ppm	ppm	ppm	ppm	ppm	ppm	ppm
Avg	**-.00028**	**11.579**	**.00164**	**.00443**	**.02925**	**-.00006**	**-.00239**	**.18819**	**.00182**
Stddev	.00045	.079	.00263	.00002	.00030	.00002	.00009	.00140	.00004
%RSD	162.92	.68056	160.12	.46724	1.0364	37.112	3.8256	.74574	2.2317
#1	-.00059	11.523	-.00022	.00442	.02904	-.00005	-.00246	.18918	.00185
#2	.00004	11.634	.00350	.00445	.02947	-.00008	-.00233	.18720	.00180
Check ?	Chk Pass	Chk Pass	Chk Pass	Chk Pass	Chk Pass	Chk Pass	Chk Pass	Chk Pass	Chk Pass
High Limit									
Low Limit									

Elem	Co2286	Cr2055	Cu3247	Fe2599	K_7664	Li6707	Mg2790	Mn2576	Mo2020
Line	228.616 {447}	205.560 {464}	324.754 {104}	259.940 {130}	766.490 { 44}	670.784 { 50}	279.079 {121}2	257.610 {131}	202.030 {467}
Units	ppm	ppm	ppm	ppm	ppm	ppm	ppm	ppm	ppm
Avg	**.00062**	**.07698**	**.12399**	**2.9819**	**.34152**	**.00901**	**.36952**	**.02863**	**.00135**
Stddev	.00056	.00000	.00026	.0043	.01091	.00002	.00452	.00003	.00003
%RSD	91.128	.00056	.20687	.14251	3.1940	.27235	1.2222	.09826	2.3352
#1	.00101	.07698	.12381	2.9789	.33380	.00899	.36633	.02861	.00133
#2	.00022	.07698	.12417	2.9849	.34923	.00903	.37272	.02865	.00137
Check ?	Chk Pass	Chk Pass	Chk Pass	Chk Pass	Chk Pass	Chk Pass	Chk Pass	Chk Pass	Chk Pass
High Limit									
Low Limit									

Elem	Na5895	Ni2316	P_1782	Pb2203	S_1820	Sb2068	Se1960	Si2881	Sn1899
Line	589.592 { 57}	231.604 {446}	178.284 {489}	220.353 {453}	182.034 {485}	206.833 {463}	196.090 {472}	288.158 {117}	189.989 {477}
Units	ppm	ppm	ppm	ppm	ppm	ppm	ppm	ppm	ppm
Avg	**.07167**	**.03710**	**.14385**	**.14666**	**.37402**	**.00007**	**.00308**	**2.2143**	**.00248**
Stddev	.00108	.00004	.00065	.00199	.00396	.00426	.00488	.0224	.00000
%RSD	1.5004	.09716	.45458	1.3544	1.0596	6170.5	158.53	1.0129	.06028
#1	.07243	.03712	.14431	.14526	.37682	.00308	-.00037	2.1985	.00249
#2	.07091	.03707	.14339	.14807	.37122	-.00294	.00653	2.2302	.00248
Check ?	Chk Pass	Chk Pass	Chk Pass	Chk Pass	Chk Pass	Chk Pass	Chk Pass	Chk Pass	Chk Pass
High Limit									
Low Limit									

Elem	Sr4077	Th2837	Ti3349	Tl1908	U_3701	V_2924	Zn2062	Zr3391
Line	407.771 { 83}	283.730 {119}	334.904 {101}	190.856 {477}	370.152 { 91}	292.402 {115}	206.200 {163}	339.198 { 99}
Units	ppm	ppm	ppm	ppm	ppm	ppm	ppm	ppm
Avg	**.00545**	**-.00050**	**.18149**	**-.00120**	**.01206**	**.01311**	**.14612**	**.00702**
Stddev	.00003	.00013	.00170	.00019	.00010	.00036	.00000	.00074
%RSD	.61999	25.773	.93508	15.806	.78861	2.7229	.00243	10.560
#1	.00542	-.00041	.18269	-.00133	.01200	.01286	.14612	.00755
#2	.00547	-.00059	.18029	-.00106	.01213	.01336	.14612	.00650
Check ?	Chk Pass	Chk Pass	Chk Pass	Chk Pass	Chk Pass	Chk Pass	Chk Pass	Chk Pass
High Limit								
Low Limit								

Int. Std.	Y_2243	Y_3600	Y_3774
Line	224.306 {450}	360.073 { 94}	377.433 { 89}
Units	Cts/S	Cts/S	Cts/S
Avg	**1597.2**	**33055.**	**5919.4**
Stddev	.6	1.	24.6
%RSD	.03816	.00234	.41642
#1	1596.7	33056.	5902.0
#2	1597.6	33055.	5936.9

Sample Name: 280-83054-A-8-A Acquired: 5/20/2016 19:55:01 Type: Unk
Method: 6500_026(v10) Mode: CONC Corr. Factor: 1.000000
User: kellyca Custom ID1: Custom ID2: Custom ID3:
Comment: 325404 6010c s

Elem	Ag3280	Al3092	As1890	B_2089	Ba4554	Be3130	Bi2230	Ca3179	Cd2288
Line	328.068 {103}	309.271 {109}	189.042 {478}	208.959 {461}	455.403 { 74}	313.042 {108}	223.061 {451}	317.933 {106}	228.802 {447}
Units	ppm	ppm	ppm	ppm	ppm	ppm	ppm	ppm	ppm
Avg	**.00005**	**17.553**	**.00239**	**.00488**	**.03397**	**-.00003**	**-.00299**	**.15950**	**.00083**
Stddev	.00010	.146	.00945	.00098	.00015	.00003	.00276	.00032	.00022
%RSD	217.72	.83026	394.88	20.072	.44615	104.18	92.122	.20313	26.864
#1	-.00003	17.450	.00907	.00419	.03386	-.00001	-.00494	.15973	.00067
#2	.00012	17.656	-.00429	.00558	.03407	-.00005	-.00104	.15927	.00098
Check ?	Chk Pass	Chk Pass	Chk Pass	Chk Pass	Chk Pass	Chk Pass	Chk Pass	Chk Pass	Chk Pass
High Limit									
Low Limit									

Elem	Co2286	Cr2055	Cu3247	Fe2599	K_7664	Li6707	Mg2790	Mn2576	Mo2020
Line	228.616 {447}	205.560 {464}	324.754 {104}	259.940 {130}	766.490 { 44}	670.784 { 50}	279.079 {121}2	257.610 {131}	202.030 {467}
Units	ppm	ppm	ppm	ppm	ppm	ppm	ppm	ppm	ppm
Avg	**.00134**	**.09093**	**.03185**	**3.4944**	**.40490**	**.01388**	**.56372**	**.02435**	**.00154**
Stddev	.00040	.00014	.00001	.0055	.00221	.00080	.00258	.00005	.00007
%RSD	30.141	.15270	.04212	.15592	.54587	5.7791	.45748	.18794	4.8328
#1	.00106	.09083	.03186	3.4906	.40646	.01445	.56190	.02432	.00160
#2	.00163	.09103	.03185	3.4983	.40333	.01331	.56554	.02438	.00149
Check ?	Chk Pass	Chk Pass	Chk Pass	Chk Pass	Chk Pass	Chk Pass	Chk Pass	Chk Pass	Chk Pass
High Limit									
Low Limit									

Elem	Na5895	Ni2316	P_1782	Pb2203	S_1820	Sb2068	Se1960	Si2881	Sn1899
Line	589.592 { 57}	231.604 {446}	178.284 {489}	220.353 {453}	182.034 {485}	206.833 {463}	196.090 {472}	288.158 {117}	189.989 {477}
Units	ppm	ppm	ppm	ppm	ppm	ppm	ppm	ppm	ppm
Avg	**.06431**	**.04239**	**.15715**	**.03076**	**.31871**	**.00015**	**.00053**	**2.8732**	**.00201**
Stddev	.00449	.00058	.00148	.00125	.00236	.00167	.00060	.0042	.00130
%RSD	6.9884	1.3590	.94055	4.0508	.73926	1091.4	112.81	.14751	64.655
#1	.06113	.04198	.15610	.02988	.32038	-.00103	.00096	2.8702	.00293
#2	.06749	.04280	.15819	.03165	.31704	.00134	.00011	2.8762	.00109
Check ?	Chk Pass	Chk Pass	Chk Pass	Chk Pass	Chk Pass	Chk Pass	Chk Pass	Chk Pass	Chk Pass
High Limit									
Low Limit									

Elem	Sr4077	Th2837	Ti3349	Tl1908	U_3701	V_2924	Zn2062	Zr3391
Line	407.771 { 83}	283.730 {119}	334.904 {101}	190.856 {477}	370.152 { 91}	292.402 {115}	206.200 {163}	339.198 { 99}
Units	ppm	ppm	ppm	ppm	ppm	ppm	ppm	ppm
Avg	**.00385**	**-.00117**	**.18812**	**-.00231**	**.02012**	**.01878**	**.16789**	**.00878**
Stddev	.00007	.00147	.00126	.00115	.01491	.00045	.00150	.00076
%RSD	1.7436	126.05	.66837	49.699	74.137	2.4226	.89208	8.6535
#1	.00381	-.00220	.18724	-.00150	.03066	.01846	.16895	.00931
#2	.00390	-.00013	.18901	-.00313	.00957	.01910	.16684	.00824
Check ?	Chk Pass	Chk Pass	Chk Pass	Chk Pass	Chk Pass	Chk Pass	Chk Pass	Chk Pass
High Limit								
Low Limit								

Int. Std.	Y_2243	Y_3600	Y_3774
Line	224.306 {450}	360.073 { 94}	377.433 { 89}
Units	Cts/S	Cts/S	Cts/S
Avg	**1584.7**	**32749.**	**5899.5**
Stddev	.9	71.	13.1
%RSD	.05764	.21543	.22260
#1	1585.4	32699.	5908.8
#2	1584.1	32799.	5890.2

Sample Name: 280-83054-A-9-A Acquired: 5/20/2016 19:57:46 Type: Unk
Method: 6500_026(v10) Mode: CONC Corr. Factor: 1.000000
User: kellyca Custom ID1: Custom ID2: Custom ID3:
Comment: 325404 6010c s

Elem	Ag3280	Al3092	As1890	B_2089	Ba4554	Be3130	Bi2230	Ca3179	Cd2288
Line	328.068 {103}	309.271 {109}	189.042 {478}	208.959 {461}	455.403 { 74}	313.042 {108}	223.061 {451}	317.933 {106}	228.802 {447}
Units	ppm	ppm	ppm	ppm	ppm	ppm	ppm	ppm	ppm
Avg	**-.00049**	**18.568**	**-.00228**	**.00470**	**.03435**	**-.00006**	**-.00275**	**.14809**	**.00071**
Stddev	.00003	.146	.00583	.00043	.00012	.00010	.00054	.01151	.00002
%RSD	5.3783	.78506	255.03	9.1842	.34812	183.93	19.709	7.7744	2.9953
#1	-.00047	18.465	.00184	.00501	.03427	.00002	-.00313	.13995	.00073
#2	-.00051	18.671	-.00640	.00440	.03444	-.00013	-.00237	.15623	.00070
Check ?	Chk Pass	Chk Pass	Chk Pass	Chk Pass	Chk Pass	Chk Pass	Chk Pass	Chk Pass	Chk Pass
High Limit									
Low Limit									

Elem	Co2286	Cr2055	Cu3247	Fe2599	K_7664	Li6707	Mg2790	Mn2576	Mo2020
Line	228.616 {447}	205.560 {464}	324.754 {104}	259.940 {130}	766.490 { 44}	670.784 { 50}	279.079 {121}2	257.610 {131}	202.030 {467}
Units	ppm	ppm	ppm	ppm	ppm	ppm	ppm	ppm	ppm
Avg	**.00104**	**.06838**	**.02315**	**3.1592**	**.44425**	**.01417**	**.60253**	**.02258**	**.00137**
Stddev	.00012	.00044	.00024	.0019	.00955	.00044	.00241	.00005	.00016
%RSD	11.055	.63832	1.0420	.05861	2.1488	3.0954	.39953	.21004	11.953
#1	.00096	.06807	.02298	3.1579	.43750	.01448	.60423	.02254	.00149
#2	.00112	.06868	.02333	3.1605	.45100	.01386	.60083	.02261	.00126
Check ?	Chk Pass	Chk Pass	Chk Pass	Chk Pass	Chk Pass	Chk Pass	Chk Pass	Chk Pass	Chk Pass
High Limit									
Low Limit									

Elem	Na5895	Ni2316	P_1782	Pb2203	S_1820	Sb2068	Se1960	Si2881	Sn1899
Line	589.592 { 57}	231.604 {446}	178.284 {489}	220.353 {453}	182.034 {485}	206.833 {463}	196.090 {472}	288.158 {117}	189.989 {477}
Units	ppm	ppm	ppm	ppm	ppm	ppm	ppm	ppm	ppm
Avg	**.05754**	**.03162**	**.15155**	**.02354**	**.32028**	**.00246**	**-.00254**	**2.9698**	**.00141**
Stddev	.00290	.00014	.00282	.00072	.00027	.00022	.00398	.0153	.00044
%RSD	5.0463	.44683	1.8638	3.0748	.08463	9.0053	156.75	.51617	30.891
#1	.05959	.03152	.15355	.02303	.32009	.00262	-.00535	2.9807	.00111
#2	.05549	.03172	.14956	.02406	.32047	.00230	.00027	2.9590	.00172
Check ?	Chk Pass	Chk Pass	Chk Pass	Chk Pass	Chk Pass	Chk Pass	Chk Pass	Chk Pass	Chk Pass
High Limit									
Low Limit									

Elem	Sr4077	Th2837	Ti3349	Tl1908	U_3701	V_2924	Zn2062	Zr3391
Line	407.771 { 83}	283.730 {119}	334.904 {101}	190.856 {477}	370.152 { 91}	292.402 {115}	206.200 {163}	339.198 { 99}
Units	ppm	ppm	ppm	ppm	ppm	ppm	ppm	ppm
Avg	**.00394**	**-.00120**	**.19029**	**-.00233**	**.01854**	**.01928**	**.15672**	**.01025**
Stddev	.00004	.00026	.00111	.00138	.00370	.00098	.00020	.00053
%RSD	.96562	21.456	.58484	59.405	19.940	5.0743	.12487	5.1588
#1	.00392	-.00138	.19108	-.00135	.01592	.01859	.15658	.01063
#2	.00397	-.00102	.18951	-.00330	.02115	.01997	.15686	.00988
Check ?	Chk Pass	Chk Pass	Chk Pass	Chk Pass	Chk Pass	Chk Pass	Chk Pass	Chk Pass
High Limit								
Low Limit								

Int. Std.	Y_2243	Y_3600	Y_3774
Line	224.306 {450}	360.073 { 94}	377.433 { 89}
Units	Cts/S	Cts/S	Cts/S
Avg	**1590.4**	**33001.**	**5933.0**
Stddev	9.0	98.	1.9
%RSD	.56698	.29743	.03271
#1	1596.8	32932.	5934.3
#2	1584.1	33071.	5931.6

Sample Name: ccvh-3900196 Acquired: 5/20/2016 20:00:32 Type: QC
Method: 6500_026(v10) Mode: CONC Corr. Factor: 1.000000
User: kellyca Custom ID1: Custom ID2: Custom ID3:
Comment:

Elem	Ag3280	Al3092	As1890	B_2089	Ba4554	Be3130	Bi2230	Ca3179	Cd2288	Co2286	Cr2055	Cu3247	Fe2714
Units	ppm	ppm	ppm	ppm	ppm	ppm	ppm	ppm	ppm	ppm	ppm	ppm	ppm
Avg	**-.00168**	**47.439**	**.00082**	**.00232**	**.00020**	**-.00034**	**1.0566**	**-.05559**	**-.00094**	**.00282**	**-.00073**	**.00632**	**47.402**
Stddev	.00029	.321	.00118	.00142	.00024	.00005	.0060	.00407	.00030	.00001	.00005	.00004	.332
%RSD	17.071	.67643	144.32	61.131	120.94	15.486	.56955	7.3177	32.194	.33050	7.4290	.58444	.69940
#1	-.00188	47.212	-.00002	.00132	.00037	-.00031	1.0524	-.05272	-.00115	.00281	-.00076	.00635	47.167
#2	-.00148	47.666	.00166	.00333	.00003	-.00038	1.0609	-.05847	-.00072	.00282	-.00069	.00630	47.636
Check ?	None	Chk Pass	None	None	None	None	Chk Pass	None	None	None	None	None	Chk Pass
Value													
Range													

Elem	K_7664	Li6707	Mg2790	Mn2576	Mo2020	Na8183	Ni2316	P_1782	Pb2203	S_1820	Sb2068	Se1960	Si2881
Units	ppm	ppm	ppm	ppm	ppm	ppm	ppm	ppm	ppm	ppm	ppm	ppm	ppm
Avg	**.03361**	**.00020**	**.14721**	**-.00064**	**-.00240**	**256.80**	**-.00012**	**.00457**	**.00170**	**5.0653**	**.00090**	**.00126**	**-.00645**
Stddev	.02600	.00011	.00736	.00008	.00023	1.38	.00022	.00514	.00076	.0392	.00097	.00763	.00294
%RSD	77.372	57.333	4.9977	11.733	9.7932	.53885	177.08	112.50	44.475	.77329	108.05	604.37	45.606
#1	.01522	.00012	.15241	-.00070	-.00223	255.83	.00003	.00821	.00116	5.0930	.00021	.00666	-.00852
#2	.05199	.00028	.14201	-.00059	-.00256	257.78	-.00028	.00093	.00223	5.0376	.00158	-.00413	-.00437
Check ?	None	None	None	None	None	Chk Pass	None	None	None	Chk Pass	None	None	None
Value													
Range													

Elem	Sn1899	Sr4077	Th2837	Ti3349	Tl1908	U_3701	V_2924	Zn2062	Zr3391
Units	ppm	ppm	ppm	ppm	ppm	ppm	ppm	ppm	ppm
Avg	**.00156**	**.00024**	**4.9254**	**.02608**	**-.00294**	**10.165**	**-.01672**	**-.00209**	**-.01175**
Stddev	.00016	.00003	.0062	.00023	.00137	.024	.00052	.00122	.00304
%RSD	10.509	12.346	.12525	.86805	46.515	.23767	3.0924	58.713	25.902
#1	.00144	.00026	4.9210	.02592	-.00197	10.182	-.01708	-.00122	-.01390
#2	.00167	.00022	4.9297	.02624	-.00390	10.147	-.01635	-.00295	-.00960
Check ?	None	None	Chk Pass	None	None	Chk Pass	None	None	None
Value									
Range									

Int. Std.	Y_2243	Y_3600	Y_3774
Units	Cts/S	Cts/S	Cts/S
Avg	**1510.1**	**30756.**	**5764.7**
Stddev	1.9	4.	13.3
%RSD	.12480	.01208	.23051
#1	1508.7	30754.	5774.1
#2	1511.4	30759.	5755.3

Sample Name: ccv-3900195 Acquired: 5/20/2016 20:03:23 Type: QC
Method: 6500_026(v10) Mode: CONC Corr. Factor: 1.000000
User: kellyca Custom ID1: Custom ID2: Custom ID3:
Comment:

Elem	Ag3280	Al1670	As1890	B_2089	Ba4554	Be3130	Bi2230	Ca3179	Cd2288	Co2286	Cr2055	Cu3247	Fe2599
Units	ppm	ppm	ppm	ppm	ppm	ppm	ppm	ppm	ppm	ppm	ppm	ppm	ppm
Avg	**.49347**	**.52021**	**1.0223**	**.53537**	**.49844**	**.51434**	**-.00385**	**4.9968**	**.52140**	**.52063**	**.51427**	**.50033**	**2.4945**
Stddev	.00206	.00370	.0076	.00192	.00017	.00003	.00111	.0112	.00094	.00049	.00073	.00164	.0105
%RSD	.41787	.71101	.74638	.35934	.03467	.00664	28.706	.22354	.18085	.09409	.14141	.32846	.42266
#1	.49493	.52283	1.0169	.53673	.49857	.51436	-.00464	4.9889	.52207	.52098	.51376	.50149	2.4871
#2	.49201	.51759	1.0277	.53401	.49832	.51431	-.00307	5.0047	.52074	.52028	.51479	.49916	2.5020
Check ?	Chk Pass	Chk Pass	Chk Pass	Chk Pass	Chk Pass	Chk Pass	None	Chk Pass	Chk Pass	Chk Pass	Chk Pass	Chk Pass	Chk Pass
Value													
Range													

Elem	K_7664	Li6707	Mg2790	Mn2576	Mo2020	Na5895	Ni2316	P_1782	Pb2203	S_1820	Sb2068	Se1960	Si2881
Units	ppm	ppm	ppm	ppm	ppm	ppm	ppm	ppm	ppm	ppm	ppm	ppm	ppm
Avg	**52.311**	**1.0768**	**20.017**	**.49857**	**.52106**	**5.2284**	**.50974**	**1.0242**	**1.0479**	**.01245**	**1.0418**	**1.0218**	**5.0249**
Stddev	.115	.0009	.092	.00248	.00065	.0096	.00063	.0023	.0007	.00226	.0039	.0113	.0179
%RSD	.22034	.08674	.46212	.49840	.12380	.18380	.12335	.22464	.06619	18.135	.37337	1.1076	.35587
#1	52.230	1.0774	20.082	.50033	.52151	5.2216	.51018	1.0258	1.0474	.01405	1.0390	1.0138	5.0123
#2	52.393	1.0761	19.951	.49682	.52060	5.2352	.50929	1.0225	1.0483	.01086	1.0445	1.0298	5.0376
Check ?	Chk Pass	Chk Pass	Chk Pass	Chk Pass	Chk Pass	Chk Pass	Chk Pass	Chk Pass	Chk Pass	None	Chk Pass	Chk Pass	Chk Pass
Value													
Range													

Elem	Sn1899	Sr4077	Th2837	Ti3349	Tl1908	U_3701	V_2924	Zn2062	Zr3391
Units	ppm	ppm	ppm	ppm	ppm	ppm	ppm	ppm	ppm
Avg	**1.0070**	**.49005**	**-.00090**	**.47719**	**1.0433**	**.00907**	**.47725**	**.49836**	**.49913**
Stddev	.0037	.00105	.00056	.00127	.0004	.01269	.00371	.00454	.00235
%RSD	.37193	.21496	62.861	.26565	.03560	139.88	.77712	.91006	.46984
#1	1.0097	.48930	-.00129	.47808	1.0436	.01805	.47988	.50157	.50079
#2	1.0044	.49079	-.00050	.47629	1.0430	.00010	.47463	.49516	.49747
Check ?	Chk Pass	Chk Pass	None	Chk Pass	Chk Pass	None	Chk Pass	Chk Pass	Chk Pass
Value									
Range									

Int. Std.	Y_2243	Y_3600	Y_3774
Units	Cts/S	Cts/S	Cts/S
Avg	**1535.8**	**31480.**	**5752.7**
Stddev	.0	125.	4.1
%RSD	.00219	.39759	.07174
#1	1535.8	31392.	5755.6
#2	1535.8	31569.	5749.8

Sample Name: ccb Acquired: 5/20/2016 20:06:01 Type: QC
Method: 6500_026(v10) Mode: CONC Corr. Factor: 1.000000
User: kellyca Custom ID1: Custom ID2: Custom ID3:
Comment:

Elem	Ag3280	Al1670	As1890	B_2089	Ba4554	Be3130	Bi2230	Ca3179	Cd2288	Co2286	Cr2055	Cu3247
Units	ppm	ppm	ppm	ppm	ppm	ppm	ppm	ppm	ppm	ppm	ppm	ppm
Avg	**.00024**	**.00008**	**-.00140**	W **.00171**	**.00001**	**-.00008**	**-.00193**	**-.00304**	**-.00007**	**-.00062**	**.00005**	**-.00031**
Stddev	.00003	.00052	.00070	.00063	.00001	.00005	.00516	.00131	.00013	.00005	.00004	.00012
%RSD	13.729	661.95	49.946	36.666	215.54	56.535	267.24	43.175	185.76	7.2870	92.573	39.053
#1	.00026	-.00029	-.00189	.00215	-.00000	-.00005	-.00558	-.00211	-.00017	-.00065	.00008	-.00040
#2	.00021	.00045	-.00090	.00127	.00002	-.00012	.00172	-.00396	.00002	-.00059	.00002	-.00022
Check ?	Chk Pass	Chk Pass	Chk Pass	Chk Warn	Chk Pass	Chk Pass	None	Chk Pass	Chk Pass	Chk Pass	Chk Pass	Chk Pass
High Limit				.00156								
Low Limit				-.00156								

Elem	Fe2599	K_7664	Li6707	Mg2790	Mn2576	Mo2020	Na5895	Ni2316	P_1782	Pb2203	S_1820	Sb2068
Units	ppm	ppm	ppm	ppm	ppm	ppm	ppm	ppm	ppm	ppm	ppm	ppm
Avg	**.00149**	**.06531**	**-.00144**	**.00383**	**.00001**	**.00048**	**.01595**	**-.00059**	**-.00346**	**-.00078**	**.00711**	**.00135**
Stddev	.00079	.00970	.00017	.00279	.00013	.00010	.00559	.00015	.00233	.00034	.00580	.00408
%RSD	52.847	14.854	11.615	72.976	2290.2	20.716	35.034	25.668	67.207	43.341	81.670	302.48
#1	.00093	.05845	-.00132	.00580	.00009	.00055	.01990	-.00069	-.00511	-.00054	.00300	-.00154
#2	.00205	.07217	-.00156	.00185	-.00008	.00041	.01200	-.00048	-.00182	-.00102	.01121	.00423
Check ?	Chk Pass	Chk Pass	Chk Pass	Chk Pass	Chk Pass	Chk Pass	Chk Pass	Chk Pass	Chk Pass	Chk Pass	None	Chk Pass
High Limit												
Low Limit												

Elem	Se1960	Si2881	Sn1899	Sr4077	Th2837	Ti3349	Tl1908	U_3701	V_2924	Zn2062	Zr3391
Units	ppm	ppm	ppm	ppm	ppm	ppm	ppm	ppm	ppm	ppm	ppm
Avg	**-.00308**	**.00262**	**.00048**	**.00006**	**-.00433**	**.00024**	**.00004**	**.02925**	**.00007**	**-.00041**	**.00021**
Stddev	.00113	.00063	.00037	.00001	.00166	.00020	.00083	.01263	.00002	.00078	.00056
%RSD	36.729	23.954	75.465	13.622	38.297	84.765	2087.3	43.174	31.540	191.66	266.25
#1	-.00388	.00218	.00074	.00005	-.00551	.00038	-.00055	.03817	.00009	.00014	.00061
#2	-.00228	.00307	.00023	.00007	-.00316	.00009	.00063	.02032	.00006	-.00096	-.00019
Check ?	Chk Pass	Chk Pass	Chk Pass	Chk Pass	Chk Pass	Chk Pass	Chk Pass	Chk Pass	Chk Pass	Chk Pass	Chk Pass
High Limit											
Low Limit											

Int. Std.	Y_2243	Y_3600	Y_3774
Units	Cts/S	Cts/S	Cts/S
Avg	**1549.1**	**31848.**	**5719.2**
Stddev	1.8	32.	24.0
%RSD	.11393	.10025	.41987
#1	1550.4	31870.	5736.2
#2	1547.9	31825.	5702.3

Sample Name: ccvl-3903059 Acquired: 5/20/2016 20:08:49 Type: QC
Method: 6500_026(v10) Mode: CONC Corr. Factor: 1.000000
User: kellyca Custom ID1: Custom ID2: Custom ID3:
Comment:

Elem	Ag3280	Al1670	As1890	B_2089	Ba4554	Be3130	Bi2230	Ca3179	Cd2288	Co2286	Cr2055	Cu3247
Units	ppm	ppm	ppm	ppm	ppm	ppm	ppm	ppm	ppm	ppm	ppm	ppm
Avg	**.01040**	**.10858**	**.01607**	**.10932**	**.00999**	**.00099**	**.11459**	**.20468**	**.00541**	**.01049**	**.01061**	**.01539**
Stddev	.00028	.00066	.00256	.00063	.00004	.00010	.00081	.00162	.00013	.00034	.00047	.00016
%RSD	2.6533	.60954	15.934	.57192	.42138	10.417	.70381	.79182	2.4629	3.2223	4.4439	1.0548
#1	.01060	.10905	.01426	.10977	.00996	.00106	.11516	.20583	.00550	.01025	.01094	.01551
#2	.01021	.10811	.01788	.10888	.01002	.00092	.11402	.20353	.00532	.01073	.01027	.01528
Check ?	Chk Pass	Chk Pass	Chk Pass	Chk Pass	Chk Pass	Chk Pass	Chk Pass	Chk Pass	Chk Pass	Chk Pass	Chk Pass	Chk Pass
Value												
Range												

Elem	Fe2599	K_7664	Li6707	Mg2790	Mn2576	Mo2020	Na5895	Ni2316	P_1782	Pb2203	S_1820	Sb2068
Units	ppm	ppm	ppm	ppm	ppm	ppm	ppm	ppm	ppm	ppm	ppm	ppm
Avg	F **.39209**	**3.2387**	**.01013**	**.21214**	**.01248**	**.02100**	**1.0623**	**.04224**	**3.0235**	**.00906**	**.00719**	**.02422**
Stddev	.00325	.0081	.00099	.00187	.00010	.00056	.0110	.00102	.0003	.00052	.00214	.00203
%RSD	.82885	.25042	9.7748	.88376	.82002	2.6654	1.0319	2.4234	.00884	5.7830	29.808	8.3939
#1	.38980	3.2330	.00943	.21347	.01255	.02140	1.0546	.04296	3.0233	.00869	.00871	.02566
#2	.39439	3.2445	.01083	.21081	.01241	.02060	1.0701	.04151	3.0237	.00943	.00568	.02278
Check ?	Chk Fail	Chk Pass	Chk Pass	Chk Pass	Chk Pass	Chk Pass	Chk Pass	Chk Pass	Chk Pass	Chk Pass	None	Chk Pass
Value	.10000											
Range	30.000%											

Elem	Se1960	Si2881	Sn1899	Sr4077	Th2837	Ti3349	Tl1908	U_3701	V_2924	Zn2062	Zr3391
Units	ppm	ppm	ppm	ppm	ppm	ppm	ppm	ppm	ppm	ppm	ppm
Avg	**.01307**	**.50933**	**.10336**	**.00989**	F **.01049**	**.00983**	**.01447**	F **.08657**	**.00946**	**.02358**	**.01594**
Stddev	.00567	.00432	.00057	.00015	.00263	.00045	.00288	.01051	.00082	.00064	.00059
%RSD	43.335	.84814	.54838	1.5266	25.040	4.5958	19.918	12.141	8.6800	2.7129	3.6807
#1	.00907	.50628	.10296	.00978	.01234	.01015	.01243	.07914	.01004	.02403	.01552
#2	.01708	.51239	.10377	.01000	.00863	.00951	.01651	.09400	.00888	.02313	.01635
Check ?	Chk Pass	Chk Pass	Chk Pass	Chk Pass	Chk Fail	Chk Pass	Chk Pass	Chk Fail	Chk Pass	Chk Pass	Chk Pass
Value					.01500			.06000			
Range					-30.000%			30.000%			

Int. Std.	Y_2243	Y_3600	Y_3774
Units	Cts/S	Cts/S	Cts/S
Avg	**1566.0**	**32255.**	**5672.7**
Stddev	.7	1.	29.3
%RSD	.04545	.00437	.51676
#1	1565.5	32254.	5652.0
#2	1566.5	32256.	5693.5

Sample Name: 280-83054-A-11-A Acquired: 5/20/2016 20:11:36 Type: Unk
Method: 6500_026(v10) Mode: CONC Corr. Factor: 1.000000
User: kellyca Custom ID1: Custom ID2: Custom ID3:
Comment: 325404 6010c s

Elem	Ag3280	Al1670	As1890	B_2089	Ba4554	Be3130	Bi2230	Ca3179	Cd2288
Line	328.068 {103}	167.079 {502}	189.042 {478}	208.959 {461}	455.403 { 74}	313.042 {108}	223.061 {451}	317.933 {106}	228.802 {447}
Units	ppm	ppm	ppm	ppm	ppm	ppm	ppm	ppm	ppm
Avg	**.00054**	**2.0491**	**-.00297**	**.00190**	**.01656**	**-.00007**	**-.00410**	**.14273**	**.01364**
Stddev	.00028	.0105	.00716	.00096	.00007	.00001	.00136	.00288	.00018
%RSD	52.334	.51111	240.88	50.574	.42665	17.213	33.072	2.0202	1.3192
#1	.00074	2.0417	.00209	.00122	.01661	-.00006	-.00506	.14477	.01351
#2	.00034	2.0565	-.00803	.00258	.01651	-.00008	-.00314	.14069	.01377
Check ?	Chk Pass	Chk Pass	Chk Pass	Chk Pass	Chk Pass	Chk Pass	Chk Pass	Chk Pass	Chk Pass
High Limit									
Low Limit									

Elem	Co2286	Cr2055	Cu3247	Fe2599	K_7664	Li6707	Mg2790	Mn2576	Mo2020
Line	228.616 {447}	205.560 {464}	324.754 {104}	259.940 {130}	766.490 { 44}	670.784 { 50}	279.079 {121}2	257.610 {131}	202.030 {467}
Units	ppm	ppm	ppm	ppm	ppm	ppm	ppm	ppm	ppm
Avg	**-.00003**	**.01990**	**.00287**	**.79699**	**.09356**	**.00098**	**.13786**	**.00765**	**.00077**
Stddev	.00003	.00010	.00041	.00712	.01491	.00002	.00308	.00005	.00007
%RSD	83.447	.52721	14.294	.89367	15.939	1.9956	2.2329	.64089	8.6895
#1	-.00005	.01997	.00258	.80202	.08302	.00096	.14004	.00762	.00072
#2	-.00001	.01982	.00316	.79195	.10411	.00099	.13568	.00769	.00081
Check ?	Chk Pass	Chk Pass	Chk Pass	Chk Pass	Chk Pass	Chk Pass	Chk Pass	Chk Pass	Chk Pass
High Limit									
Low Limit									

Elem	Na5895	Ni2316	P_1782	Pb2203	S_1820	Sb2068	Se1960	Si2881	Sn1899
Line	589.592 { 57}	231.604 {446}	178.284 {489}	220.353 {453}	182.034 {485}	206.833 {463}	196.090 {472}	288.158 {117}	189.989 {477}
Units	ppm	ppm	ppm	ppm	ppm	ppm	ppm	ppm	ppm
Avg	**.03454**	**.00895**	**.02358**	**.00398**	**.04258**	**-.00075**	**.00066**	**1.1286**	**.00124**
Stddev	.00021	.00020	.00237	.00012	.00624	.00067	.00370	.0108	.00036
%RSD	.61800	2.1858	10.065	2.9535	14.643	89.142	556.64	.95653	29.221
#1	.03439	.00909	.02526	.00390	.04699	-.00122	.00328	1.1362	.00150
#2	.03469	.00882	.02190	.00407	.03817	-.00028	-.00195	1.1210	.00099
Check ?	Chk Pass	Chk Pass	Chk Pass	Chk Pass	Chk Pass	Chk Pass	Chk Pass	Chk Pass	Chk Pass
High Limit									
Low Limit									

Elem	Sr4077	Th2837	Ti3349	Tl1908	U_3701	V_2924	Zn2062	Zr3391
Line	407.771 { 83}	283.730 {119}	334.904 {101}	190.856 {477}	370.152 { 91}	292.402 {115}	206.200 {163}	339.198 { 99}
Units	ppm	ppm	ppm	ppm	ppm	ppm	ppm	ppm
Avg	**.00142**	**-.00336**	**.10365**	**-.00110**	**.03599**	**.00304**	**.02591**	**.00401**
Stddev	.00001	.00015	.00144	.00206	.00888	.00007	.00028	.00015
%RSD	.36712	4.5040	1.3905	188.16	24.675	2.1689	1.0688	3.7778
#1	.00142	-.00325	.10466	-.00256	.02971	.00299	.02611	.00412
#2	.00142	-.00346	.10263	.00036	.04227	.00309	.02572	.00390
Check ?	Chk Pass	Chk Pass	Chk Pass	Chk Pass	Chk Pass	Chk Pass	Chk Pass	Chk Pass
High Limit								
Low Limit								

Int. Std.	Y_2243	Y_3600	Y_3774
Line	224.306 {450}	360.073 { 94}	377.433 { 89}
Units	Cts/S	Cts/S	Cts/S
Avg	**1583.6**	**33173.**	**5962.2**
Stddev	7.1	60.	71.7
%RSD	.44897	.18064	1.2026
#1	1588.7	33131.	5911.5
#2	1578.6	33215.	6012.9

Sample Name: 280-83054-A-12-A Acquired: 5/20/2016 20:14:22 Type: Unk
Method: 6500_026(v10) Mode: CONC Corr. Factor: 1.000000
User: kellyca Custom ID1: Custom ID2: Custom ID3:
Comment: 325404 6010c s

Elem	Ag3280	Al3092	As1890	B_2089	Ba4554	Be3130	Bi2230	Ca3179	Cd2288
Line	328.068 {103}	309.271 {109}	189.042 {478}	208.959 {461}	455.403 { 74}	313.042 {108}	223.061 {451}	317.933 {106}	228.802 {447}
Units	ppm	ppm	ppm	ppm	ppm	ppm	ppm	ppm	ppm
Avg	**-.00022**	**4.1383**	**-.00219**	**.00213**	**.01925**	**-.00007**	**-.00173**	**.13212**	**.00130**
Stddev	.00065	.0064	.00132	.00013	.00020	.00001	.00069	.00074	.00009
%RSD	292.78	.15568	60.543	6.0568	1.0268	20.133	39.843	.55981	6.8297
#1	.00024	4.1338	-.00312	.00204	.01911	-.00006	-.00221	.13264	.00124
#2	-.00068	4.1429	-.00125	.00222	.01939	-.00008	-.00124	.13160	.00136
Check ?	Chk Pass	Chk Pass	Chk Pass	Chk Pass	Chk Pass	Chk Pass	Chk Pass	Chk Pass	Chk Pass
High Limit									
Low Limit									

Elem	Co2286	Cr2055	Cu3247	Fe2599	K_7664	Li6707	Mg2790	Mn2576	Mo2020
Line	228.616 {447}	205.560 {464}	324.754 {104}	259.940 {130}	766.490 { 44}	670.784 { 50}	279.079 {121}2	257.610 {131}	202.030 {467}
Units	ppm	ppm	ppm	ppm	ppm	ppm	ppm	ppm	ppm
Avg	**-.00020**	**.01914**	**.00539**	**1.5050**	**.18561**	**.00163**	**.23048**	**.01172**	**.00074**
Stddev	.00032	.00054	.00026	.0139	.01943	.00035	.00057	.00003	.00024
%RSD	163.49	2.8472	4.7792	.92569	10.470	21.524	.24698	.27171	32.007
#1	-.00042	.01952	.00557	1.4952	.17187	.00138	.23088	.01169	.00057
#2	.00003	.01875	.00521	1.5149	.19935	.00188	.23008	.01174	.00091
Check ?	Chk Pass	Chk Pass	Chk Pass	Chk Pass	Chk Pass	Chk Pass	Chk Pass	Chk Pass	Chk Pass
High Limit									
Low Limit									

Elem	Na5895	Ni2316	P_1782	Pb2203	S_1820	Sb2068	Se1960	Si2881	Sn1899
Line	589.592 { 57}	231.604 {446}	178.284 {489}	220.353 {453}	182.034 {485}	206.833 {463}	196.090 {472}	288.158 {117}	189.989 {477}
Units	ppm	ppm	ppm	ppm	ppm	ppm	ppm	ppm	ppm
Avg	**.04914**	**.00862**	**.04653**	**.01655**	**.04074**	**.00142**	**-.00011**	**1.4401**	**.00066**
Stddev	.00003	.00052	.00020	.00065	.00670	.00239	.00008	.0421	.00018
%RSD	.07034	6.0162	.42277	3.9093	16.440	167.92	68.635	2.9221	26.805
#1	.04912	.00898	.04667	.01610	.03600	-.00027	-.00006	1.4104	.00054
#2	.04917	.00825	.04639	.01701	.04548	.00311	-.00017	1.4699	.00079
Check ?	Chk Pass	Chk Pass	Chk Pass	Chk Pass	Chk Pass	Chk Pass	Chk Pass	Chk Pass	Chk Pass
High Limit									
Low Limit									

Elem	Sr4077	Th2837	Ti3349	Tl1908	U_3701	V_2924	Zn2062	Zr3391
Line	407.771 { 83}	283.730 {119}	334.904 {101}	190.856 {477}	370.152 { 91}	292.402 {115}	206.200 {163}	339.198 { 99}
Units	ppm	ppm	ppm	ppm	ppm	ppm	ppm	ppm
Avg	**.00191**	**-.00065**	**.15303**	**.00013**	**.01585**	**.00587**	**.02984**	**.00354**
Stddev	.00000	.00051	.00189	.00026	.00411	.00091	.00054	.00075
%RSD	.11995	77.784	1.2348	194.17	25.924	15.559	1.7947	21.201
#1	.00191	-.00101	.15437	-.00005	.01294	.00651	.02946	.00301
#2	.00191	-.00029	.15170	.00032	.01875	.00522	.03022	.00407
Check ?	Chk Pass	Chk Pass	Chk Pass	Chk Pass	Chk Pass	Chk Pass	Chk Pass	Chk Pass
High Limit								
Low Limit								

Int. Std.	Y_2243	Y_3600	Y_3774
Line	224.306 {450}	360.073 { 94}	377.433 { 89}
Units	Cts/S	Cts/S	Cts/S
Avg	**1591.4**	**33031.**	**5880.3**
Stddev	2.3	46.	53.0
%RSD	.14525	.14050	.90170
#1	1593.0	33064.	5917.8
#2	1589.7	32998.	5842.8

Sample Name: 280-83054-A-13-A Acquired: 5/20/2016 20:17:08 Type: Unk
Method: 6500_026(v10) Mode: CONC Corr. Factor: 1.000000
User: kellyca Custom ID1: Custom ID2: Custom ID3:
Comment: 325404 6010c s

Elem	Ag3280	Al3092	As1890	B_2089	Ba4554	Be3130	Bi2230	Ca3179	Cd2288
Line	328.068 {103}	309.271 {109}	189.042 {478}	208.959 {461}	455.403 { 74}	313.042 {108}	223.061 {451}	317.933 {106}	228.802 {447}
Units	ppm	ppm	ppm	ppm	ppm	ppm	ppm	ppm	ppm
Avg	**-.00066**	**12.312**	**.00408**	**.00238**	**.05330**	**-.00004**	**-.00172**	**.17414**	**.01083**
Stddev	.00006	.168	.00399	.00053	.00038	.00007	.00034	.00145	.00001
%RSD	9.0386	1.3606	97.855	22.097	.72083	153.73	19.473	.83306	.06108
#1	-.00071	12.194	.00126	.00275	.05303	.00000	-.00148	.17311	.01082
#2	-.00062	12.431	.00691	.00201	.05357	-.00009	-.00196	.17516	.01083
Check ?	Chk Pass	Chk Pass	Chk Pass	Chk Pass	Chk Pass	Chk Pass	Chk Pass	Chk Pass	Chk Pass
High Limit									
Low Limit									

Elem	Co2286	Cr2055	Cu3247	Fe2599	K_7664	Li6707	Mg2790	Mn2576	Mo2020
Line	228.616 {447}	205.560 {464}	324.754 {104}	259.940 {130}	766.490 { 44}	670.784 { 50}	279.079 {121}2	257.610 {131}	202.030 {467}
Units	ppm	ppm	ppm	ppm	ppm	ppm	ppm	ppm	ppm
Avg	**.00038**	**.02853**	**.23294**	**7.1681**	**.20301**	**.00343**	**.30024**	**.02683**	**.00142**
Stddev	.00018	.00007	.00024	.0416	.00389	.00067	.00287	.00002	.00005
%RSD	47.324	.25653	.10243	.58065	1.9148	19.417	.95609	.06066	3.6045
#1	.00051	.02848	.23311	7.1387	.20026	.00296	.29821	.02682	.00145
#2	.00025	.02858	.23277	7.1975	.20576	.00390	.30226	.02684	.00138
Check ?	Chk Pass	Chk Pass	Chk Pass	Chk Pass	Chk Pass	Chk Pass	Chk Pass	Chk Pass	Chk Pass
High Limit									
Low Limit									

Elem	Na5895	Ni2316	P_1782	Pb2203	S_1820	Sb2068	Se1960	Si2881	Sn1899
Line	589.592 { 57}	231.604 {446}	178.284 {489}	220.353 {453}	182.034 {485}	206.833 {463}	196.090 {472}	288.158 {117}	189.989 {477}
Units	ppm	ppm	ppm	ppm	ppm	ppm	ppm	ppm	ppm
Avg	**.04120**	**.01181**	**.11560**	**.24605**	**.27690**	**.00532**	**.00234**	**1.7767**	**.00910**
Stddev	.00609	.00034	.00526	.00190	.00040	.00060	.00322	.0475	.00094
%RSD	14.787	2.8806	4.5498	.77073	.14585	11.215	137.42	2.6716	10.274
#1	.03689	.01205	.11188	.24471	.27661	.00490	.00007	1.7432	.00977
#2	.04550	.01157	.11932	.24739	.27718	.00575	.00462	1.8103	.00844
Check ?	Chk Pass	Chk Pass	Chk Pass	Chk Pass	Chk Pass	Chk Pass	Chk Pass	Chk Pass	Chk Pass
High Limit									
Low Limit									

Elem	Sr4077	Th2837	Ti3349	Tl1908	U_3701	V_2924	Zn2062	Zr3391
Line	407.771 { 83}	283.730 {119}	334.904 {101}	190.856 {477}	370.152 { 91}	292.402 {115}	206.200 {163}	339.198 { 99}
Units	ppm	ppm	ppm	ppm	ppm	ppm	ppm	ppm
Avg	**.00664**	**-.00151**	**.13891**	**-.00283**	**.00413**	**.00869**	**.27794**	**.00497**
Stddev	.00008	.00114	.00082	.00179	.00616	.00048	.00014	.00210
%RSD	1.1489	75.680	.59180	63.489	149.25	5.5835	.04879	42.286
#1	.00659	-.00231	.13949	-.00409	-.00023	.00903	.27785	.00348
#2	.00670	-.00070	.13832	-.00156	.00849	.00834	.27804	.00646
Check ?	Chk Pass	Chk Pass	Chk Pass	Chk Pass	Chk Pass	Chk Pass	Chk Pass	Chk Pass
High Limit								
Low Limit								

Int. Std.	Y_2243	Y_3600	Y_3774
Line	224.306 {450}	360.073 { 94}	377.433 { 89}
Units	Cts/S	Cts/S	Cts/S
Avg	**1579.1**	**32762.**	**5949.8**
Stddev	6.4	78.	15.1
%RSD	.40671	.23839	.25431
#1	1583.6	32706.	5960.5
#2	1574.5	32817.	5939.1

Sample Name: 280-83054-A-14-A Acquired: 5/20/2016 20:19:54 Type: Unk
Method: 6500_026(v10) Mode: CONC Corr. Factor: 1.000000
User: kellyca Custom ID1: Custom ID2: Custom ID3:
Comment: 325404 6010c s

Elem	Ag3280	Al3092	As1890	B_2089	Ba4554	Be3130	Bi2230	Ca3179	Cd2288
Line	328.068 {103}	309.271 {109}	189.042 {478}	208.959 {461}	455.403 { 74}	313.042 {108}	223.061 {451}	317.933 {106}	228.802 {447}
Units	ppm	ppm	ppm	ppm	ppm	ppm	ppm	ppm	ppm
Avg	**-.00005**	**8.4853**	**-.00411**	**.00292**	**.05969**	**-.00007**	**-.00311**	**.13776**	**.00210**
Stddev	.00031	.0304	.00567	.00016	.00029	.00009	.00024	.00138	.00005
%RSD	602.60	.35817	137.82	5.4985	.48811	134.84	7.7440	1.0010	2.3824
#1	.00017	8.4638	-.00812	.00280	.05948	-.00000	-.00328	.13679	.00213
#2	-.00027	8.5068	-.00010	.00303	.05989	-.00013	-.00294	.13874	.00206
Check ?	Chk Pass	Chk Pass	Chk Pass	Chk Pass	Chk Pass	Chk Pass	Chk Pass	Chk Pass	Chk Pass
High Limit									
Low Limit									

Elem	Co2286	Cr2055	Cu3247	Fe2599	K_7664	Li6707	Mg2790	Mn2576	Mo2020
Line	228.616 {447}	205.560 {464}	324.754 {104}	259.940 {130}	766.490 { 44}	670.784 { 50}	279.079 {121}2	257.610 {131}	202.030 {467}
Units	ppm	ppm	ppm	ppm	ppm	ppm	ppm	ppm	ppm
Avg	**.00068**	**.01928**	**.01581**	**6.2124**	**.28192**	**.00849**	**.44372**	**.01899**	**.00112**
Stddev	.00006	.00002	.00035	.0255	.00474	.00002	.00283	.00004	.00038
%RSD	8.3258	.12502	2.1930	.40972	1.6826	.22104	.63764	.19381	34.342
#1	.00064	.01926	.01556	6.1944	.27856	.00847	.44172	.01901	.00139
#2	.00072	.01929	.01605	6.2304	.28527	.00850	.44572	.01896	.00085
Check ?	Chk Pass	Chk Pass	Chk Pass	Chk Pass	Chk Pass	Chk Pass	Chk Pass	Chk Pass	Chk Pass
High Limit									
Low Limit									

Elem	Na5895	Ni2316	P_1782	Pb2203	S_1820	Sb2068	Se1960	Si2881	Sn1899
Line	589.592 { 57}	231.604 {446}	178.284 {489}	220.353 {453}	182.034 {485}	206.833 {463}	196.090 {472}	288.158 {117}	189.989 {477}
Units	ppm	ppm	ppm	ppm	ppm	ppm	ppm	ppm	ppm
Avg	**.04285**	**.01016**	**.11652**	**.02231**	**.08672**	**.00228**	**.00011**	**2.0297**	**.00222**
Stddev	.00440	.00013	.00015	.00110	.00873	.00237	.00253	.0225	.00045
%RSD	10.263	1.3228	.13294	4.9367	10.072	103.84	2289.0	1.1069	20.127
#1	.04596	.01007	.11641	.02308	.09289	.00395	-.00168	2.0138	.00253
#2	.03974	.01026	.11663	.02153	.08054	.00061	.00190	2.0456	.00190
Check ?	Chk Pass	Chk Pass	Chk Pass	Chk Pass	Chk Pass	Chk Pass	Chk Pass	Chk Pass	Chk Pass
High Limit									
Low Limit									

Elem	Sr4077	Th2837	Ti3349	Tl1908	U_3701	V_2924	Zn2062	Zr3391
Line	407.771 { 83}	283.730 {119}	334.904 {101}	190.856 {477}	370.152 { 91}	292.402 {115}	206.200 {163}	339.198 { 99}
Units	ppm	ppm	ppm	ppm	ppm	ppm	ppm	ppm
Avg	**.00380**	**.00004**	**.18396**	**-.00056**	**.01059**	**.01555**	**.22850**	**.00974**
Stddev	.00000	.00307	.00175	.00049	.00532	.00019	.00047	.00034
%RSD	.03882	7259.0	.95084	88.722	50.211	1.2488	.20582	3.5049
#1	.00380	.00221	.18520	-.00021	.01435	.01568	.22817	.00998
#2	.00380	-.00213	.18272	-.00090	.00683	.01541	.22883	.00950
Check ?	Chk Pass	Chk Pass	Chk Pass	Chk Pass	Chk Pass	Chk Pass	Chk Pass	Chk Pass
High Limit								
Low Limit								

Int. Std.	Y_2243	Y_3600	Y_3774
Line	224.306 {450}	360.073 { 94}	377.433 { 89}
Units	Cts/S	Cts/S	Cts/S
Avg	**1584.1**	**32530.**	**5825.8**
Stddev	2.9	38.	52.3
%RSD	.18274	.11756	.89837
#1	1582.0	32557.	5862.8
#2	1586.1	32503.	5788.8

Sample Name: 280-83054-A-15-A Acquired: 5/20/2016 20:22:40 Type: Unk
Method: 6500_026(v10) Mode: CONC Corr. Factor: 1.000000
User: kellyca Custom ID1: Custom ID2: Custom ID3:
Comment: 325404 6010c s

Elem	Ag3280	Al3092	As1890	B_2089	Ba4554	Be3130	Bi2230	Ca3179	Cd2288
Line	328.068 {103}	309.271 {109}	189.042 {478}	208.959 {461}	455.403 { 74}	313.042 {108}	223.061 {451}	317.933 {106}	228.802 {447}
Units	ppm	ppm	ppm	ppm	ppm	ppm	ppm	ppm	ppm
Avg	**.00016**	**6.4557**	**.00046**	**.00119**	**.01790**	**-.00004**	**-.00345**	**.11087**	**.00043**
Stddev	.00021	.0059	.00453	.00069	.00024	.00001	.00092	.00774	.00011
%RSD	129.42	.09105	984.33	57.782	1.3232	38.925	26.598	6.9803	26.626
#1	.00031	6.4599	-.00274	.00167	.01773	-.00003	-.00280	.10539	.00035
#2	.00001	6.4516	.00366	.00070	.01807	-.00005	-.00410	.11634	.00051
Check ?	Chk Pass	Chk Pass	Chk Pass	Chk Pass	Chk Pass	Chk Pass	Chk Pass	Chk Pass	Chk Pass
High Limit									
Low Limit									

Elem	Co2286	Cr2055	Cu3247	Fe2599	K_7664	Li6707	Mg2790	Mn2576	Mo2020
Line	228.616 {447}	205.560 {464}	324.754 {104}	259.940 {130}	766.490 { 44}	670.784 { 50}	279.079 {121}2	257.610 {131}	202.030 {467}
Units	ppm	ppm	ppm	ppm	ppm	ppm	ppm	ppm	ppm
Avg	**-.00001**	**.01638**	**.00465**	**5.7933**	**.21303**	**.00301**	**.30793**	**.01242**	**.00131**
Stddev	.00017	.00035	.00007	.0230	.00514	.00118	.00301	.00010	.00013
%RSD	1139.5	2.1566	1.4606	.39709	2.4137	39.254	.97658	.84379	9.9047
#1	.00011	.01663	.00460	5.7770	.20939	.00217	.30580	.01249	.00122
#2	-.00014	.01613	.00470	5.8096	.21667	.00384	.31005	.01234	.00141
Check ?	Chk Pass	Chk Pass	Chk Pass	Chk Pass	Chk Pass	Chk Pass	Chk Pass	Chk Pass	Chk Pass
High Limit									
Low Limit									

Elem	Na5895	Ni2316	P_1782	Pb2203	S_1820	Sb2068	Se1960	Si2881	Sn1899
Line	589.592 { 57}	231.604 {446}	178.284 {489}	220.353 {453}	182.034 {485}	206.833 {463}	196.090 {472}	288.158 {117}	189.989 {477}
Units	ppm	ppm	ppm	ppm	ppm	ppm	ppm	ppm	ppm
Avg	**.03317**	**.00728**	**.10179**	**.00815**	**.04130**	**.00260**	**-.00341**	**1.7614**	**.00115**
Stddev	.00674	.00086	.00224	.00066	.00000	.00111	.00208	.0049	.00147
%RSD	20.331	11.748	2.2046	8.0438	.00925	42.842	60.849	.28046	128.50
#1	.03793	.00788	.10021	.00861	.04130	.00181	-.00488	1.7649	.00219
#2	.02840	.00667	.10338	.00768	.04130	.00338	-.00194	1.7579	.00010
Check ?	Chk Pass	Chk Pass	Chk Pass	Chk Pass	Chk Pass	Chk Pass	Chk Pass	Chk Pass	Chk Pass
High Limit									
Low Limit									

Elem	Sr4077	Th2837	Ti3349	Tl1908	U_3701	V_2924	Zn2062	Zr3391
Line	407.771 { 83}	283.730 {119}	334.904 {101}	190.856 {477}	370.152 { 91}	292.402 {115}	206.200 {163}	339.198 { 99}
Units	ppm	ppm	ppm	ppm	ppm	ppm	ppm	ppm
Avg	**.00220**	**-.00221**	**.17857**	**-.00051**	**.01432**	**.01298**	**.02719**	**.00676**
Stddev	.00005	.00195	.00150	.00254	.00691	.00054	.00038	.00037
%RSD	2.3899	88.394	.83990	500.19	48.262	4.1775	1.3852	5.5326
#1	.00223	-.00083	.17963	.00129	.01920	.01337	.02693	.00649
#2	.00216	-.00359	.17751	-.00230	.00943	.01260	.02746	.00702
Check ?	Chk Pass	Chk Pass	Chk Pass	Chk Pass	Chk Pass	Chk Pass	Chk Pass	Chk Pass
High Limit								
Low Limit								

Int. Std.	Y_2243	Y_3600	Y_3774
Line	224.306 {450}	360.073 { 94}	377.433 { 89}
Units	Cts/S	Cts/S	Cts/S
Avg	**1575.2**	**32710.**	**5872.9**
Stddev	1.9	63.	4.1
%RSD	.12156	.19329	.07037
#1	1573.9	32755.	5875.8
#2	1576.6	32666.	5870.0

Sample Name: 280-83054-A-16-A Acquired: 5/20/2016 20:25:27 Type: Unk
Method: 6500_026(v10) Mode: CONC Corr. Factor: 1.000000
User: kellyca Custom ID1: Custom ID2: Custom ID3:
Comment: 325404 6010c s

Elem	Ag3280	Al3092	As1890	B_2089	Ba4554	Be3130	Bi2230	Ca3179	Cd2288
Line	328.068 {103}	309.271 {109}	189.042 {478}	208.959 {461}	455.403 { 74}	313.042 {108}	223.061 {451}	317.933 {106}	228.802 {447}
Units	ppm	ppm	ppm	ppm	ppm	ppm	ppm	ppm	ppm
Avg	**.00014**	**6.9842**	**-.00414**	**.00172**	**.01629**	**-.00005**	**-.00312**	**.05750**	**.00043**
Stddev	.00064	.0077	.00448	.00022	.00006	.00006	.00349	.00119	.00010
%RSD	443.58	.10973	108.07	12.796	.35390	140.42	111.89	2.0754	23.111
#1	-.00031	6.9896	-.00098	.00157	.01633	-.00009	-.00559	.05834	.00050
#2	.00060	6.9787	-.00731	.00188	.01625	-.00000	-.00065	.05666	.00036
Check ?	Chk Pass	Chk Pass	Chk Pass	Chk Pass	Chk Pass	Chk Pass	Chk Pass	Chk Pass	Chk Pass
High Limit									
Low Limit									

Elem	Co2286	Cr2055	Cu3247	Fe2599	K_7664	Li6707	Mg2790	Mn2576	Mo2020
Line	228.616 {447}	205.560 {464}	324.754 {104}	259.940 {130}	766.490 { 44}	670.784 { 50}	279.079 {121}2	257.610 {131}	202.030 {467}
Units	ppm	ppm	ppm	ppm	ppm	ppm	ppm	ppm	ppm
Avg	**.00031**	**.01957**	**.00440**	**4.2530**	**.22530**	**.00391**	**.34797**	**.01702**	**.00032**
Stddev	.00017	.00040	.00012	.0042	.02649	.00064	.00034	.00002	.00003
%RSD	53.146	2.0336	2.7481	.09894	11.756	16.476	.09769	.10576	8.7948
#1	.00043	.01985	.00449	4.2500	.24403	.00346	.34773	.01701	.00030
#2	.00020	.01929	.00432	4.2560	.20657	.00437	.34821	.01703	.00034
Check ?	Chk Pass	Chk Pass	Chk Pass	Chk Pass	Chk Pass	Chk Pass	Chk Pass	Chk Pass	Chk Pass
High Limit									
Low Limit									

Elem	Na5895	Ni2316	P_1782	Pb2203	S_1820	Sb2068	Se1960	Si2881	Sn1899
Line	589.592 { 57}	231.604 {446}	178.284 {489}	220.353 {453}	182.034 {485}	206.833 {463}	196.090 {472}	288.158 {117}	189.989 {477}
Units	ppm	ppm	ppm	ppm	ppm	ppm	ppm	ppm	ppm
Avg	**.02318**	**.01076**	**.08649**	**.00604**	**.04544**	**-.00028**	**.00223**	**1.7878**	**.00257**
Stddev	.01472	.00074	.00481	.00235	.00135	.00087	.00619	.0097	.00154
%RSD	63.490	6.9088	5.5620	38.899	2.9666	313.03	277.85	.54369	60.127
#1	.03359	.01023	.08309	.00770	.04449	-.00089	-.00215	1.7809	.00366
#2	.01277	.01128	.08989	.00438	.04640	.00034	.00661	1.7947	.00147
Check ?	Chk Pass	Chk Pass	Chk Pass	Chk Pass	Chk Pass	Chk Pass	Chk Pass	Chk Pass	Chk Pass
High Limit									
Low Limit									

Elem	Sr4077	Th2837	Ti3349	Tl1908	U_3701	V_2924	Zn2062	Zr3391
Line	407.771 { 83}	283.730 {119}	334.904 {101}	190.856 {477}	370.152 { 91}	292.402 {115}	206.200 {163}	339.198 { 99}
Units	ppm	ppm	ppm	ppm	ppm	ppm	ppm	ppm
Avg	**.00134**	**.00126**	**.17844**	**-.00068**	**-.00758**	**.01023**	**.01975**	**.00638**
Stddev	.00003	.00102	.00096	.00146	.01102	.00029	.00027	.00237
%RSD	1.9803	80.754	.54048	216.48	145.29	2.8782	1.3577	37.134
#1	.00136	.00198	.17776	-.00171	.00021	.01044	.01994	.00471
#2	.00133	.00054	.17912	.00036	-.01537	.01002	.01956	.00806
Check ?	Chk Pass	Chk Pass	Chk Pass	Chk Pass	Chk Pass	Chk Pass	Chk Pass	Chk Pass
High Limit								
Low Limit								

Int. Std.	Y_2243	Y_3600	Y_3774
Line	224.306 {450}	360.073 { 94}	377.433 { 89}
Units	Cts/S	Cts/S	Cts/S
Avg	**1591.4**	**32774.**	**5804.5**
Stddev	.4	30.	28.9
%RSD	.02268	.09287	.49708
#1	1591.7	32753.	5824.9
#2	1591.2	32796.	5784.1

Sample Name: 280-83054-A-17-A Acquired: 5/20/2016 20:28:13 Type: Unk
Method: 6500_026(v10) Mode: CONC Corr. Factor: 1.000000
User: kellyca Custom ID1: Custom ID2: Custom ID3:
Comment: 325404 6010c s

Elem	Ag3280	Al1670	As1890	B_2089	Ba4554	Be3130	Bi2230	Ca3179	Cd2288
Line	328.068 {103}	167.079 {502}	189.042 {478}	208.959 {461}	455.403 { 74}	313.042 {108}	223.061 {451}	317.933 {106}	228.802 {447}
Units	ppm	ppm	ppm	ppm	ppm	ppm	ppm	ppm	ppm
Avg	**.00023**	**1.0240**	**-.00506**	**.00095**	**.00399**	**-.00014**	**-.00318**	**.03638**	**.00002**
Stddev	.00004	.0017	.00193	.00083	.00019	.00004	.00104	.00059	.00002
%RSD	15.187	.16640	38.261	86.930	4.6599	28.151	32.647	1.6220	102.05
#1	.00026	1.0252	-.00369	.00154	.00386	-.00017	-.00245	.03680	.00003
#2	.00021	1.0228	-.00642	.00037	.00412	-.00011	-.00391	.03597	.00001
Check ?	Chk Pass	Chk Pass	Chk Pass	Chk Pass	Chk Pass	Chk Pass	Chk Pass	Chk Pass	Chk Pass
High Limit									
Low Limit									

Elem	Co2286	Cr2055	Cu3247	Fe2599	K_7664	Li6707	Mg2790	Mn2576	Mo2020
Line	228.616 {447}	205.560 {464}	324.754 {104}	259.940 {130}	766.490 { 44}	670.784 { 50}	279.079 {121}2	257.610 {131}	202.030 {467}
Units	ppm	ppm	ppm	ppm	ppm	ppm	ppm	ppm	ppm
Avg	**-.00006**	**.01321**	**.00054**	**.46673**	**.09390**	**-.00071**	**.05957**	**.00399**	**.00033**
Stddev	.00004	.00005	.00013	.00222	.03106	.00148	.00001	.00006	.00014
%RSD	71.247	.37977	24.735	.47526	33.081	209.15	.02307	1.4630	43.413
#1	-.00003	.01324	.00044	.46517	.07194	.00034	.05958	.00394	.00043
#2	-.00009	.01317	.00063	.46830	.11587	-.00176	.05956	.00403	.00023
Check ?	Chk Pass	Chk Pass	Chk Pass	Chk Pass	Chk Pass	Chk Pass	Chk Pass	Chk Pass	Chk Pass
High Limit									
Low Limit									

Elem	Na5895	Ni2316	P_1782	Pb2203	S_1820	Sb2068	Se1960	Si2881	Sn1899
Line	589.592 { 57}	231.604 {446}	178.284 {489}	220.353 {453}	182.034 {485}	206.833 {463}	196.090 {472}	288.158 {117}	189.989 {477}
Units	ppm	ppm	ppm	ppm	ppm	ppm	ppm	ppm	ppm
Avg	**.03430**	**.00523**	**.01543**	**.00504**	**.02169**	**.00150**	**-.00310**	**.63243**	**.00168**
Stddev	.00107	.00077	.00171	.00167	.00253	.00249	.01028	.00193	.00150
%RSD	3.1284	14.772	11.060	33.176	11.662	166.27	331.72	.30477	89.550
#1	.03506	.00578	.01664	.00386	.02348	-.00026	.00417	.63379	.00062
#2	.03355	.00468	.01423	.00623	.01990	.00326	-.01037	.63106	.00274
Check ?	Chk Pass	Chk Pass	Chk Pass	Chk Pass	Chk Pass	Chk Pass	Chk Pass	Chk Pass	Chk Pass
High Limit									
Low Limit									

Elem	Sr4077	Th2837	Ti3349	Tl1908	U_3701	V_2924	Zn2062	Zr3391
Line	407.771 { 83}	283.730 {119}	334.904 {101}	190.856 {477}	370.152 { 91}	292.402 {115}	206.200 {163}	339.198 { 99}
Units	ppm	ppm	ppm	ppm	ppm	ppm	ppm	ppm
Avg	**.00041**	**-.00275**	**.15776**	**-.00295**	**.00733**	**.00277**	**.00608**	**.00195**
Stddev	.00003	.00117	.00132	.00208	.00452	.00082	.00037	.00033
%RSD	6.6874	42.585	.83685	70.513	61.684	29.740	6.0084	16.905
#1	.00039	-.00357	.15869	-.00148	.01052	.00219	.00634	.00218
#2	.00043	-.00192	.15683	-.00442	.00413	.00336	.00582	.00172
Check ?	Chk Pass	Chk Pass	Chk Pass	Chk Pass	Chk Pass	Chk Pass	Chk Pass	Chk Pass
High Limit								
Low Limit								

Int. Std.	Y_2243	Y_3600	Y_3774
Line	224.306 {450}	360.073 { 94}	377.433 { 89}
Units	Cts/S	Cts/S	Cts/S
Avg	**1576.3**	**32715.**	**5842.9**
Stddev	.6	35.	9.3
%RSD	.03541	.10666	.15873
#1	1576.7	32690.	5849.5
#2	1576.0	32739.	5836.4

Sample Name: 280-83054-A-18-A Acquired: 5/20/2016 20:31:02 Type: Unk
Method: 6500_026(v10) Mode: CONC Corr. Factor: 1.000000
User: kellyca Custom ID1: Custom ID2: Custom ID3:
Comment: 325404 6010c s

Elem	Ag3280	Al1670	As1890	B_2089	Ba4554	Be3130	Bi2230	Ca3179	Cd2288
Line	328.068 {103}	167.079 {502}	189.042 {478}	208.959 {461}	455.403 { 74}	313.042 {108}	223.061 {451}	317.933 {106}	228.802 {447}
Units	ppm	ppm	ppm	ppm	ppm	ppm	ppm	ppm	ppm
Avg	**.00003**	**.89935**	**-.00364**	**-.00001**	**.00190**	**-.00008**	**-.00301**	**.02381**	**.00026**
Stddev	.00016	.00215	.00686	.00047	.00018	.00002	.00008	.00141	.00011
%RSD	565.57	.23950	188.38	3601.5	9.4036	27.272	2.8238	5.9204	44.285
#1	-.00009	.90087	.00121	-.00035	.00203	-.00007	-.00295	.02282	.00033
#2	.00015	.89782	-.00849	.00032	.00178	-.00010	-.00307	.02481	.00018
Check ?	Chk Pass	Chk Pass	Chk Pass	Chk Pass	Chk Pass	Chk Pass	Chk Pass	Chk Pass	Chk Pass
High Limit									
Low Limit									

Elem	Co2286	Cr2055	Cu3247	Fe2599	K_7664	Li6707	Mg2790	Mn2576	Mo2020
Line	228.616 {447}	205.560 {464}	324.754 {104}	259.940 {130}	766.490 { 44}	670.784 { 50}	279.079 {121}2	257.610 {131}	202.030 {467}
Units	ppm	ppm	ppm	ppm	ppm	ppm	ppm	ppm	ppm
Avg	**-.00023**	**.00575**	**.00082**	**.43362**	**.07634**	**-.00082**	**.04518**	**.00272**	**.00061**
Stddev	.00007	.00004	.00043	.00041	.00831	.00000	.00101	.00001	.00052
%RSD	28.842	.77550	52.524	.09472	10.881	.52440	2.2306	.22931	85.681
#1	-.00028	.00578	.00113	.43391	.08221	-.00082	.04447	.00272	.00098
#2	-.00018	.00572	.00052	.43333	.07047	-.00082	.04589	.00271	.00024
Check ?	Chk Pass	Chk Pass	Chk Pass	Chk Pass	Chk Pass	Chk Pass	Chk Pass	Chk Pass	Chk Pass
High Limit									
Low Limit									

Elem	Na5895	Ni2316	P_1782	Pb2203	S_1820	Sb2068	Se1960	Si2881	Sn1899
Line	589.592 { 57}	231.604 {446}	178.284 {489}	220.353 {453}	182.034 {485}	206.833 {463}	196.090 {472}	288.158 {117}	189.989 {477}
Units	ppm	ppm	ppm	ppm	ppm	ppm	ppm	ppm	ppm
Avg	**.02021**	**.00181**	**.01907**	**.00333**	**.01121**	**.00064**	**-.00098**	**.58947**	**.00080**
Stddev	.00065	.00001	.00209	.00239	.00026	.00178	.00418	.00271	.00004
%RSD	3.2037	.39347	10.959	71.947	2.3554	277.60	426.34	.45921	4.7708
#1	.02067	.00181	.02055	.00502	.01140	-.00062	-.00394	.58756	.00083
#2	.01975	.00182	.01759	.00163	.01102	.00190	.00198	.59139	.00077
Check ?	Chk Pass	Chk Pass	Chk Pass	Chk Pass	Chk Pass	Chk Pass	Chk Pass	Chk Pass	Chk Pass
High Limit									
Low Limit									

Elem	Sr4077	Th2837	Ti3349	Tl1908	U_3701	V_2924	Zn2062	Zr3391
Line	407.771 { 83}	283.730 {119}	334.904 {101}	190.856 {477}	370.152 { 91}	292.402 {115}	206.200 {163}	339.198 { 99}
Units	ppm	ppm	ppm	ppm	ppm	ppm	ppm	ppm
Avg	**.00036**	**-.00429**	**.16051**	**-.00131**	**.01619**	**.00249**	**.00347**	**.00170**
Stddev	.00002	.00218	.00055	.00105	.03302	.00059	.00007	.00060
%RSD	4.1931	50.838	.34474	80.124	203.89	23.582	1.9141	35.591
#1	.00037	-.00275	.16012	-.00057	-.00715	.00291	.00352	.00213
#2	.00035	-.00583	.16090	-.00205	.03954	.00208	.00342	.00127
Check ?	Chk Pass	Chk Pass	Chk Pass	Chk Pass	Chk Pass	Chk Pass	Chk Pass	Chk Pass
High Limit								
Low Limit								

Int. Std.	Y_2243	Y_3600	Y_3774
Line	224.306 {450}	360.073 { 94}	377.433 { 89}
Units	Cts/S	Cts/S	Cts/S
Avg	**1572.2**	**32677.**	**5831.0**
Stddev	1.5	43.	33.1
%RSD	.09785	.13151	.56802
#1	1573.3	32707.	5807.6
#2	1571.1	32646.	5854.4

Sample Name: 280-83054-A-19-A Acquired: 5/20/2016 20:33:50 Type: Unk
Method: 6500_026(v10) Mode: CONC Corr. Factor: 1.000000
User: kellyca Custom ID1: Custom ID2: Custom ID3:
Comment: 325404 6010c s

Elem	Ag3280	Al1670	As1890	B_2089	Ba4554	Be3130	Bi2230	Ca3179	Cd2288
Line	328.068 {103}	167.079 {502}	189.042 {478}	208.959 {461}	455.403 { 74}	313.042 {108}	223.061 {451}	317.933 {106}	228.802 {447}
Units	ppm	ppm	ppm	ppm	ppm	ppm	ppm	ppm	ppm
Avg	**.00009**	**1.8091**	**-.00595**	**.00070**	**.00497**	**-.00010**	**-.00454**	**.04007**	**.00027**
Stddev	.00002	.0061	.00113	.00055	.00025	.00015	.00044	.00299	.00012
%RSD	20.337	.33663	19.014	77.738	4.9635	158.07	9.6338	7.4694	46.720
#1	.00008	1.8047	-.00675	.00109	.00479	-.00021	-.00484	.03796	.00018
#2	.00010	1.8134	-.00515	.00032	.00514	.00001	-.00423	.04219	.00035
Check ?	Chk Pass	Chk Pass	Chk Pass	Chk Pass	Chk Pass	Chk Pass	Chk Pass	Chk Pass	Chk Pass
High Limit									
Low Limit									

Elem	Co2286	Cr2055	Cu3247	Fe2599	K_7664	Li6707	Mg2790	Mn2576	Mo2020
Line	228.616 {447}	205.560 {464}	324.754 {104}	259.940 {130}	766.490 { 44}	670.784 { 50}	279.079 {121}2	257.610 {131}	202.030 {467}
Units	ppm	ppm	ppm	ppm	ppm	ppm	ppm	ppm	ppm
Avg	**-.00038**	**.00845**	**.00074**	**.68765**	**.11487**	**.00012**	**.10443**	**.00578**	**.00033**
Stddev	.00010	.00020	.00018	.03209	.01673	.00005	.00558	.00004	.00037
%RSD	25.753	2.3758	24.776	4.6671	14.568	39.781	5.3454	.60762	112.03
#1	-.00045	.00859	.00061	.66495	.10304	.00009	.10048	.00580	.00007
#2	-.00031	.00830	.00087	.71034	.12670	.00015	.10837	.00575	.00059
Check ?	Chk Pass	Chk Pass	Chk Pass	Chk Pass	Chk Pass	Chk Pass	Chk Pass	Chk Pass	Chk Pass
High Limit									
Low Limit									

Elem	Na5895	Ni2316	P_1782	Pb2203	S_1820	Sb2068	Se1960	Si2881	Sn1899
Line	589.592 { 57}	231.604 {446}	178.284 {489}	220.353 {453}	182.034 {485}	206.833 {463}	196.090 {472}	288.158 {117}	189.989 {477}
Units	ppm	ppm	ppm	ppm	ppm	ppm	ppm	ppm	ppm
Avg	**.02388**	**.00257**	**.02441**	**.00320**	**.02118**	**.00093**	**.00030**	**1.1294**	**.00263**
Stddev	.00119	.00018	.00334	.00011	.00318	.00162	.01138	.0583	.00167
%RSD	4.9869	7.1848	13.680	3.4378	15.034	174.33	3753.7	5.1638	63.642
#1	.02472	.00270	.02205	.00328	.02343	-.00022	-.00774	1.0882	.00381
#2	.02304	.00244	.02677	.00313	.01893	.00207	.00835	1.1706	.00144
Check ?	Chk Pass	Chk Pass	Chk Pass	Chk Pass	Chk Pass	Chk Pass	Chk Pass	Chk Pass	Chk Pass
High Limit									
Low Limit									

Elem	Sr4077	Th2837	Ti3349	Tl1908	U_3701	V_2924	Zn2062	Zr3391
Line	407.771 { 83}	283.730 {119}	334.904 {101}	190.856 {477}	370.152 { 91}	292.402 {115}	206.200 {163}	339.198 { 99}
Units	ppm	ppm	ppm	ppm	ppm	ppm	ppm	ppm
Avg	**.00065**	**-.00283**	**.19335**	**-.00115**	**.01946**	**.00392**	**.00490**	**.00220**
Stddev	.00004	.00164	.00146	.00142	.00820	.00031	.00052	.00000
%RSD	6.3183	58.004	.75627	123.96	42.151	7.9755	10.546	.11049
#1	.00062	-.00167	.19438	-.00014	.01366	.00414	.00527	.00220
#2	.00068	-.00399	.19232	-.00215	.02527	.00370	.00454	.00221
Check ?	Chk Pass	Chk Pass	Chk Pass	Chk Pass	Chk Pass	Chk Pass	Chk Pass	Chk Pass
High Limit								
Low Limit								

Int. Std.	Y_2243	Y_3600	Y_3774
Line	224.306 {450}	360.073 { 94}	377.433 { 89}
Units	Cts/S	Cts/S	Cts/S
Avg	**1570.0**	**32604.**	**5693.8**
Stddev	.9	11.	259.0
%RSD	.05451	.03388	4.5494
#1	1569.4	32596.	5877.0
#2	1570.6	32612.	5510.7

Sample Name: ccvh-3900196 Acquired: 5/20/2016 20:36:37 Type: QC
Method: 6500_026(v10) Mode: CONC Corr. Factor: 1.000000
User: kellyca Custom ID1: Custom ID2: Custom ID3:
Comment:

Elem	Ag3280	Al3092	As1890	B_2089	Ba4554	Be3130	Bi2230	Ca3179	Cd2288	Co2286	Cr2055	Cu3247	Fe2714
Units	ppm	ppm	ppm	ppm	ppm	ppm	ppm	ppm	ppm	ppm	ppm	ppm	ppm
Avg	**-.00143**	**47.722**	**-.00319**	**.00101**	**.00027**	**-.00031**	**1.0613**	**-.05874**	**-.00085**	**.00300**	**-.00055**	**.00725**	**47.684**
Stddev	.00028	.427	.00326	.00063	.00003	.00001	.0149	.00116	.00009	.00014	.00023	.00032	.274
%RSD	19.573	.89481	102.19	62.684	10.540	4.4021	1.4035	1.9748	10.965	4.7967	41.517	4.3677	.57472
#1	-.00162	47.420	-.00549	.00146	.00029	-.00032	1.0508	-.05956	-.00092	.00311	-.00039	.00703	47.490
#2	-.00123	48.024	-.00088	.00056	.00025	-.00030	1.0719	-.05792	-.00078	.00290	-.00071	.00748	47.878
Check ?	None	Chk Pass	None	None	None	None	Chk Pass	None	None	None	None	None	Chk Pass
Value													
Range													

Elem	K_7664	Li6707	Mg2790	Mn2576	Mo2020	Na8183	Ni2316	P_1782	Pb2203	S_1820	Sb2068	Se1960	Si2881
Units	ppm	ppm	ppm	ppm	ppm	ppm	ppm	ppm	ppm	ppm	ppm	ppm	ppm
Avg	**.06001**	**-.00056**	**.14281**	**-.00067**	**-.00252**	**258.25**	**-.00061**	**.00554**	**.00158**	**5.0858**	**-.00140**	**.00374**	**.00110**
Stddev	.01458	.00140	.00455	.00002	.00041	.93	.00017	.00252	.00105	.0297	.00302	.00981	.00771
%RSD	24.301	250.39	3.1890	3.6343	16.249	.35911	27.509	45.554	66.687	.58502	214.90	262.20	701.60
#1	.04970	-.00155	.13959	-.00065	-.00223	257.60	-.00072	.00376	.00232	5.0647	-.00354	-.00320	-.00435
#2	.07032	.00043	.14603	-.00068	-.00281	258.91	-.00049	.00733	.00083	5.1068	.00073	.01068	.00655
Check ?	None	None	None	None	None	Chk Pass	None	None	None	Chk Pass	None	None	None
Value													
Range													

Elem	Sn1899	Sr4077	Th2837	Ti3349	Tl1908	U_3701	V_2924	Zn2062	Zr3391
Units	ppm	ppm	ppm	ppm	ppm	ppm	ppm	ppm	ppm
Avg	**.00308**	**.00027**	**4.9335**	**.02553**	**-.00209**	**10.191**	**-.01613**	**-.00237**	**-.00676**
Stddev	.00049	.00003	.0103	.00051	.00030	.011	.00026	.00033	.00194
%RSD	16.031	12.782	.20881	1.9833	14.375	.10575	1.6275	13.927	28.700
#1	.00273	.00025	4.9408	.02517	-.00188	10.198	-.01631	-.00261	-.00813
#2	.00343	.00030	4.9262	.02588	-.00231	10.183	-.01594	-.00214	-.00538
Check ?	None	None	Chk Pass	None	None	Chk Pass	None	None	None
Value									
Range									

Int. Std.	Y_2243	Y_3600	Y_3774
Units	Cts/S	Cts/S	Cts/S
Avg	**1514.6**	**30476.**	**5717.7**
Stddev	.2	78.	20.7
%RSD	.01483	.25459	.36284
#1	1514.5	30422.	5732.4
#2	1514.8	30531.	5703.1

Sample Name: ccv-3900195 Acquired: 5/20/2016 20:39:29 Type: QC
Method: 6500_026(v10) Mode: CONC Corr. Factor: 1.000000
User: kellyca Custom ID1: Custom ID2: Custom ID3:
Comment:

Elem	Ag3280	Al1670	As1890	B_2089	Ba4554	Be3130	Bi2230	Ca3179	Cd2288	Co2286	Cr2055	Cu3247	Fe2599
Units	ppm	ppm	ppm	ppm	ppm	ppm	ppm	ppm	ppm	ppm	ppm	ppm	ppm
Avg	**.49888**	**.52038**	**1.0220**	**.52986**	**.50021**	**.51522**	**-.00363**	**5.0092**	**.52057**	**.52015**	**.51292**	**.50101**	**2.4878**
Stddev	.00061	.00097	.0030	.00002	.00066	.00071	.00361	.0026	.00176	.00141	.00077	.00094	.0052
%RSD	.12327	.18653	.29646	.00286	.13148	.13767	99.391	.05197	.33719	.27108	.15067	.18860	.20999
#1	.49931	.52107	1.0199	.52987	.50068	.51472	-.00619	5.0073	.52181	.52114	.51346	.50167	2.4841
#2	.49844	.51970	1.0241	.52985	.49975	.51572	-.00108	5.0110	.51933	.51915	.51237	.50034	2.4915
Check ?	Chk Pass	Chk Pass	Chk Pass	Chk Pass	Chk Pass	Chk Pass	None	Chk Pass	Chk Pass	Chk Pass	Chk Pass	Chk Pass	Chk Pass
Value													
Range													

Elem	K_7664	Li6707	Mg2790	Mn2576	Mo2020	Na5895	Ni2316	P_1782	Pb2203	S_1820	Sb2068	Se1960	Si2881
Units	ppm	ppm	ppm	ppm	ppm	ppm	ppm	ppm	ppm	ppm	ppm	ppm	ppm
Avg	**52.597**	**1.0864**	**20.169**	**.50122**	**.51700**	**5.2699**	**.50996**	**1.0198**	**1.0445**	**.00709**	**1.0386**	**1.0176**	**5.0374**
Stddev	.086	.0035	.035	.00187	.00124	.0075	.00119	.0016	.0026	.00017	.0014	.0010	.0158
%RSD	.16426	.32045	.17253	.37357	.24021	.14173	.23249	.15602	.24489	2.3894	.13016	.10182	.31324
#1	52.658	1.0888	20.194	.50254	.51788	5.2752	.51080	1.0187	1.0463	.00721	1.0376	1.0169	5.0263
#2	52.536	1.0839	20.145	.49990	.51613	5.2646	.50913	1.0209	1.0427	.00697	1.0396	1.0184	5.0486
Check ?	Chk Pass	Chk Pass	Chk Pass	Chk Pass	Chk Pass	Chk Pass	Chk Pass	Chk Pass	Chk Pass	None	Chk Pass	Chk Pass	Chk Pass
Value													
Range													

Elem	Sn1899	Sr4077	Th2837	Ti3349	Tl1908	U_3701	V_2924	Zn2062	Zr3391
Units	ppm	ppm	ppm	ppm	ppm	ppm	ppm	ppm	ppm
Avg	**1.0110**	**.49403**	**-.00306**	**.48150**	**1.0459**	**.02376**	**.48186**	**.49926**	**.50176**
Stddev	.0002	.00093	.00034	.00043	.0014	.00660	.00077	.00265	.00093
%RSD	.02063	.18803	11.267	.08936	.13392	27.778	.16022	.53051	.18548
#1	1.0111	.49337	-.00282	.48180	1.0449	.01909	.48240	.50113	.50110
#2	1.0108	.49468	-.00330	.48119	1.0469	.02843	.48131	.49738	.50242
Check ?	Chk Pass	Chk Pass	None	Chk Pass	Chk Pass	None	Chk Pass	Chk Pass	Chk Pass
Value									
Range									

Int. Std.	Y_2243	Y_3600	Y_3774
Units	Cts/S	Cts/S	Cts/S
Avg	**1541.1**	**31281.**	**5745.1**
Stddev	2.1	110.	4.4
%RSD	.13340	.35129	.07613
#1	1539.7	31204.	5748.2
#2	1542.6	31359.	5742.0

Sample Name: ccb Acquired: 5/20/2016 20:42:07 Type: QC
Method: 6500_026(v10) Mode: CONC Corr. Factor: 1.000000
User: kellyca Custom ID1: Custom ID2: Custom ID3:
Comment:

Elem	Ag3280	Al1670	As1890	B_2089	Ba4554	Be3130	Bi2230	Ca3179	Cd2288	Co2286	Cr2055
Units	ppm	ppm	ppm	ppm	ppm	ppm	ppm	ppm	ppm	ppm	ppm
Avg	**.00010**	**.00009**	W **-.00491**	**.00141**	**-.00002**	**-.00006**	**-.00330**	**-.00305**	**.00019**	**-.00074**	**.00000**
Stddev	.00031	.00133	.00283	.00003	.00003	.00000	.00134	.00153	.00000	.00003	.00014
%RSD	294.96	1541.6	57.654	1.8424	187.77	1.5673	40.480	50.299	2.2831	4.5109	3040.7
#1	.00032	.00102	-.00291	.00143	.00001	-.00006	-.00424	-.00413	.00019	-.00076	-.00009
#2	-.00011	-.00085	-.00692	.00139	-.00004	-.00005	-.00236	-.00196	.00019	-.00071	.00010
Check ?	Chk Pass	Chk Pass	Chk Warn	Chk Pass	Chk Pass	Chk Pass	None	Chk Pass	Chk Pass	Chk Pass	Chk Pass
High Limit			.00440								
Low Limit			-.00440								

Elem	Cu3247	Fe2599	K_7664	Li6707	Mg2790	Mn2576	Mo2020	Na5895	Ni2316	P_1782	Pb2203
Units	ppm	ppm	ppm	ppm	ppm	ppm	ppm	ppm	ppm	ppm	ppm
Avg	**.00004**	**.01357**	**.09538**	**-.00132**	**.00172**	**.00008**	**.00050**	**.01096**	**.00023**	**-.00182**	**-.00181**
Stddev	.00019	.00017	.01604	.00064	.00184	.00001	.00007	.00420	.00062	.00476	.00021
%RSD	447.83	1.2310	16.814	48.417	107.22	9.8900	13.155	38.344	272.84	261.61	11.362
#1	.00018	.01345	.10672	-.00087	.00042	.00008	.00055	.01393	.00067	.00155	-.00166
#2	-.00009	.01369	.08404	-.00178	.00302	.00009	.00046	.00799	-.00021	-.00519	-.00195
Check ?	Chk Pass	Chk Pass	Chk Pass	Chk Pass	Chk Pass	Chk Pass	Chk Pass	Chk Pass	Chk Pass	Chk Pass	Chk Pass
High Limit											
Low Limit											

Elem	S_1820	Sb2068	Se1960	Si2881	Sn1899	Sr4077	Th2837	Ti3349	Tl1908	U_3701	V_2924
Units	ppm	ppm	ppm	ppm	ppm	ppm	ppm	ppm	ppm	ppm	ppm
Avg	**.00552**	**.00220**	**-.00338**	**-.01122**	**.00088**	**.00000**	**-.00413**	**.00037**	**-.00378**	**.02093**	**.00070**
Stddev	.00093	.00042	.00160	.00296	.00015	.00007	.00101	.00017	.00050	.01767	.00010
%RSD	16.859	18.999	47.320	26.391	17.027	1582.1	24.398	45.626	13.125	84.438	14.629
#1	.00618	.00250	-.00451	-.01331	.00077	-.00004	-.00484	.00025	-.00413	.03343	.00063
#2	.00486	.00191	-.00225	-.00912	.00098	.00005	-.00342	.00049	-.00343	.00843	.00077
Check ?	None	Chk Pass	Chk Pass	Chk Pass	Chk Pass	Chk Pass	Chk Pass	Chk Pass	Chk Pass	Chk Pass	Chk Pass
High Limit											
Low Limit											

Elem	Zn2062	Zr3391
Units	ppm	ppm
Avg	**-.00063**	**.00061**
Stddev	.00170	.00023
%RSD	271.76	36.889
#1	.00058	.00077
#2	-.00183	.00045
Check ?	Chk Pass	Chk Pass
High Limit		
Low Limit		

Int. Std.	Y_2243	Y_3600	Y_3774
Units	Cts/S	Cts/S	Cts/S
Avg	**1553.9**	**31808.**	**5689.8**
Stddev	1.7	32.	21.2
%RSD	.11034	.10139	.37340
#1	1555.1	31831.	5704.8
#2	1552.7	31786.	5674.7

Sample Name: ccvl-3903059 Acquired: 5/20/2016 20:44:55 Type: QC
Method: 6500_026(v10) Mode: CONC Corr. Factor: 1.000000
User: kellyca Custom ID1: Custom ID2: Custom ID3:
Comment:

Elem	Ag3280	Al1670	As1890	B_2089	Ba4554	Be3130	Bi2230	Ca3179	Cd2288	Co2286	Cr2055	Cu3247
Units	ppm	ppm	ppm	ppm	ppm	ppm	ppm	ppm	ppm	ppm	ppm	ppm
Avg	**.01008**	**.10846**	F **.01023**	**.10569**	**.01027**	**.00100**	**.11162**	**.20486**	**.00536**	**.01039**	**.01052**	**.01583**
Stddev	.00101	.00168	.00155	.00017	.00003	.00004	.00412	.00372	.00010	.00019	.00012	.00008
%RSD	10.013	1.5525	15.142	.16447	.24812	4.3521	3.6898	1.8174	1.9230	1.8358	1.1016	.47857
#1	.00936	.10966	.00913	.10557	.01025	.00096	.10870	.20750	.00529	.01026	.01060	.01578
#2	.01079	.10727	.01132	.10582	.01029	.00103	.11453	.20223	.00543	.01053	.01044	.01588
Check ?	Chk Pass	Chk Pass	Chk Fail	Chk Pass	Chk Pass	Chk Pass	Chk Pass	Chk Pass	Chk Pass	Chk Pass	Chk Pass	Chk Pass
Value			.01500									
Range			-30.000%									

Elem	Fe2599	K_7664	Li6707	Mg2790	Mn2576	Mo2020	Na5895	Ni2316	P_1782	Pb2203	S_1820	Sb2068
Units	ppm	ppm	ppm	ppm	ppm	ppm	ppm	ppm	ppm	ppm	ppm	ppm
Avg	**.12021**	**3.2188**	**.01022**	**.20964**	**.01040**	**.02102**	**1.0627**	**.04165**	**2.9870**	**.00771**	**.00278**	**.02244**
Stddev	.00032	.0087	.00050	.00096	.00003	.00049	.0083	.00017	.0119	.00077	.00023	.00530
%RSD	.26541	.27105	4.8712	.45879	.27678	2.3212	.78000	.41943	.39836	10.016	8.3254	23.609
#1	.11999	3.2250	.00987	.21032	.01042	.02067	1.0568	.04177	2.9954	.00717	.00294	.01869
#2	.12044	3.2126	.01057	.20896	.01038	.02136	1.0685	.04153	2.9786	.00826	.00262	.02619
Check ?	Chk Pass	Chk Pass	Chk Pass	Chk Pass	Chk Pass	Chk Pass	Chk Pass	Chk Pass	Chk Pass	Chk Pass	None	Chk Pass
Value												
Range												

Elem	Se1960	Si2881	Sn1899	Sr4077	Th2837	Ti3349	Tl1908	U_3701	V_2924	Zn2062	Zr3391
Units	ppm	ppm	ppm	ppm	ppm	ppm	ppm	ppm	ppm	ppm	ppm
Avg	F **.00977**	**.49482**	**.10448**	**.00984**	**.01136**	**.00922**	**.01437**	F **.08362**	**.00956**	**.01987**	**.01449**
Stddev	.00008	.00462	.00226	.00008	.00125	.00020	.00116	.00731	.00021	.00023	.00027
%RSD	.86027	.93458	2.1639	.84194	10.961	2.1426	8.0539	8.7433	2.2283	1.1453	1.8573
#1	.00971	.49809	.10289	.00978	.01224	.00908	.01355	.07845	.00971	.01971	.01430
#2	.00983	.49155	.10608	.00990	.01048	.00936	.01519	.08879	.00941	.02003	.01468
Check ?	Chk Fail	Chk Pass	Chk Pass	Chk Pass	Chk Pass	Chk Pass	Chk Pass	Chk Fail	Chk Pass	Chk Pass	Chk Pass
Value	.01500							.06000			
Range	-30.000%							30.000%			

Int. Std.	Y_2243	Y_3600	Y_3774
Units	Cts/S	Cts/S	Cts/S
Avg	**1575.8**	**32090.**	**5736.4**
Stddev	2.2	42.	14.9
%RSD	.13950	.13015	.25900
#1	1577.4	32060.	5725.9
#2	1574.2	32119.	5746.9

Sample Name: 280-83054-A-20-A Acquired: 5/20/2016 20:47:43 Type: Unk
Method: 6500_026(v10) Mode: CONC Corr. Factor: 1.000000
User: kellyca Custom ID1: Custom ID2: Custom ID3:
Comment: 325404 6010c s

Elem	Ag3280	Al3092	As1890	B_2089	Ba4554	Be3130	Bi2230	Ca3179	Cd2288
Line	328.068 {103}	309.271 {109}	189.042 {478}	208.959 {461}	455.403 { 74}	313.042 {108}	223.061 {451}	317.933 {106}	228.802 {447}
Units	ppm	ppm	ppm	ppm	ppm	ppm	ppm	ppm	ppm
Avg	**-.00013**	**7.2472**	**-.00180**	**.00200**	**.01421**	**-.00004**	**-.00281**	**.05448**	**.00023**
Stddev	.00027	.0090	.00069	.00019	.00015	.00007	.00412	.00118	.00000
%RSD	203.69	.12372	38.325	9.4619	1.0220	158.40	146.76	2.1652	.53747
#1	.00006	7.2408	-.00131	.00213	.01432	-.00009	-.00572	.05532	.00023
#2	-.00032	7.2535	-.00228	.00186	.01411	.00001	.00011	.05365	.00023
Check ?	Chk Pass	Chk Pass	Chk Pass	Chk Pass	Chk Pass	Chk Pass	Chk Pass	Chk Pass	Chk Pass
High Limit									
Low Limit									

Elem	Co2286	Cr2055	Cu3247	Fe2599	K_7664	Li6707	Mg2790	Mn2576	Mo2020
Line	228.616 {447}	205.560 {464}	324.754 {104}	259.940 {130}	766.490 { 44}	670.784 { 50}	279.079 {121}2	257.610 {131}	202.030 {467}
Units	ppm	ppm	ppm	ppm	ppm	ppm	ppm	ppm	ppm
Avg	**.00029**	**.03088**	**.00398**	**3.0426**	**.27635**	**.00407**	**.34423**	**.01263**	**.00094**
Stddev	.00035	.00003	.00018	.0007	.01132	.00037	.00070	.00002	.00040
%RSD	120.53	.09240	4.6355	.02321	4.0956	9.2032	.20405	.12567	42.740
#1	.00053	.03090	.00385	3.0421	.28435	.00380	.34472	.01264	.00122
#2	.00004	.03086	.00411	3.0431	.26835	.00433	.34373	.01262	.00066
Check ?	Chk Pass	Chk Pass	Chk Pass	Chk Pass	Chk Pass	Chk Pass	Chk Pass	Chk Pass	Chk Pass
High Limit									
Low Limit									

Elem	Na5895	Ni2316	P_1782	Pb2203	S_1820	Sb2068	Se1960	Si2881	Sn1899
Line	589.592 { 57}	231.604 {446}	178.284 {489}	220.353 {453}	182.034 {485}	206.833 {463}	196.090 {472}	288.158 {117}	189.989 {477}
Units	ppm	ppm	ppm	ppm	ppm	ppm	ppm	ppm	ppm
Avg	**.02987**	**.01428**	**.06408**	**.00924**	**.04739**	**.00086**	**-.00406**	**1.8891**	**.00241**
Stddev	.00237	.00004	.00157	.00163	.00250	.00274	.00194	.0017	.00025
%RSD	7.9429	.28338	2.4446	17.676	5.2739	318.67	47.793	.08952	10.209
#1	.02819	.01425	.06519	.00809	.04916	-.00108	-.00269	1.8903	.00258
#2	.03155	.01431	.06297	.01040	.04563	.00280	-.00543	1.8879	.00223
Check ?	Chk Pass	Chk Pass	Chk Pass	Chk Pass	Chk Pass	Chk Pass	Chk Pass	Chk Pass	Chk Pass
High Limit									
Low Limit									

Elem	Sr4077	Th2837	Ti3349	Tl1908	U_3701	V_2924	Zn2062	Zr3391
Line	407.771 { 83}	283.730 {119}	334.904 {101}	190.856 {477}	370.152 { 91}	292.402 {115}	206.200 {163}	339.198 { 99}
Units	ppm	ppm	ppm	ppm	ppm	ppm	ppm	ppm
Avg	**.00135**	**-.00186**	**.13595**	**-.00096**	**.01252**	**.00954**	**.01585**	**.00491**
Stddev	.00001	.00017	.00132	.00234	.00455	.00018	.00128	.00031
%RSD	.68151	9.0166	.97455	245.28	36.360	1.8336	8.0764	6.3209
#1	.00136	-.00174	.13689	-.00261	.01573	.00967	.01675	.00513
#2	.00134	-.00198	.13502	.00070	.00930	.00942	.01494	.00469
Check ?	Chk Pass	Chk Pass	Chk Pass	Chk Pass	Chk Pass	Chk Pass	Chk Pass	Chk Pass
High Limit								
Low Limit								

Int. Std.	Y_2243	Y_3600	Y_3774
Line	224.306 {450}	360.073 { 94}	377.433 { 89}
Units	Cts/S	Cts/S	Cts/S
Avg	**1593.9**	**32602.**	**5703.9**
Stddev	.2	171.	6.8
%RSD	.01159	.52582	.11985
#1	1594.0	32481.	5708.7
#2	1593.8	32723.	5699.1

Sample Name: 280-83054-A-21-A Acquired: 5/20/2016 20:50:29 Type: Unk
Method: 6500_026(v10) Mode: CONC Corr. Factor: 1.000000
User: kellyca Custom ID1: Custom ID2: Custom ID3:
Comment: 325404 6010c s

Elem	Ag3280	Al3092	As1890	B_2089	Ba4554	Be3130	Bi2230	Ca3179	Cd2288
Line	328.068 {103}	309.271 {109}	189.042 {478}	208.959 {461}	455.403 { 74}	313.042 {108}	223.061 {451}	317.933 {106}	228.802 {447}
Units	ppm	ppm	ppm	ppm	ppm	ppm	ppm	ppm	ppm
Avg	**-.00024**	**13.054**	**.00176**	**.00235**	**.02544**	**-.00003**	**-.00440**	**.10932**	**.00001**
Stddev	.00066	.086	.00144	.00056	.00023	.00002	.00227	.00016	.00022
%RSD	279.41	.65875	82.060	23.662	.90695	57.667	51.443	.14265	2344.9
#1	.00023	12.993	.00074	.00196	.02527	-.00005	-.00280	.10943	-.00015
#2	-.00070	13.115	.00278	.00275	.02560	-.00002	-.00601	.10921	.00017
Check ?	Chk Pass	Chk Pass	Chk Pass	Chk Pass	Chk Pass	Chk Pass	Chk Pass	Chk Pass	Chk Pass
High Limit									
Low Limit									

Elem	Co2286	Cr2055	Cu3247	Fe2599	K_7664	Li6707	Mg2790	Mn2576	Mo2020
Line	228.616 {447}	205.560 {464}	324.754 {104}	259.940 {130}	766.490 { 44}	670.784 { 50}	279.079 {121}2	257.610 {131}	202.030 {467}
Units	ppm	ppm	ppm	ppm	ppm	ppm	ppm	ppm	ppm
Avg	**.00042**	**.03920**	**.00874**	**6.6347**	**.38626**	**.00802**	**.61314**	**.02337**	**.00067**
Stddev	.00015	.00010	.00023	.0313	.00005	.00030	.00133	.00008	.00013
%RSD	35.005	.25672	2.5929	.47217	.01389	3.7059	.21721	.35409	19.427
#1	.00052	.03927	.00890	6.6126	.38622	.00823	.61408	.02342	.00076
#2	.00031	.03913	.00858	6.6569	.38630	.00781	.61220	.02331	.00058
Check ?	Chk Pass	Chk Pass	Chk Pass	Chk Pass	Chk Pass	Chk Pass	Chk Pass	Chk Pass	Chk Pass
High Limit									
Low Limit									

Elem	Na5895	Ni2316	P_1782	Pb2203	S_1820	Sb2068	Se1960	Si2881	Sn1899
Line	589.592 { 57}	231.604 {446}	178.284 {489}	220.353 {453}	182.034 {485}	206.833 {463}	196.090 {472}	288.158 {117}	189.989 {477}
Units	ppm	ppm	ppm	ppm	ppm	ppm	ppm	ppm	ppm
Avg	**.04636**	**.01857**	**.11859**	**.01283**	**.07401**	**.00111**	**-.00062**	**2.4465**	**.00154**
Stddev	.00574	.00011	.00753	.00039	.00400	.00119	.00096	.0497	.00056
%RSD	12.383	.59542	6.3453	3.0534	5.4108	106.78	155.29	2.0328	36.362
#1	.04230	.01849	.12392	.01255	.07118	.00027	.00006	2.4113	.00194
#2	.05042	.01865	.11327	.01311	.07684	.00195	-.00130	2.4817	.00114
Check ?	Chk Pass	Chk Pass	Chk Pass	Chk Pass	Chk Pass	Chk Pass	Chk Pass	Chk Pass	Chk Pass
High Limit									
Low Limit									

Elem	Sr4077	Th2837	Ti3349	Tl1908	U_3701	V_2924	Zn2062	Zr3391
Line	407.771 { 83}	283.730 {119}	334.904 {101}	190.856 {477}	370.152 { 91}	292.402 {115}	206.200 {163}	339.198 { 99}
Units	ppm	ppm	ppm	ppm	ppm	ppm	ppm	ppm
Avg	**.00231**	**-.00166**	**.22189**	**-.00280**	**.02135**	**.01858**	**.02592**	**.01110**
Stddev	.00007	.00190	.00216	.00006	.02839	.00020	.00036	.00081
%RSD	2.9954	114.77	.97504	1.9765	132.98	1.0989	1.3762	7.3138
#1	.00236	-.00031	.22342	-.00284	.00127	.01844	.02618	.01053
#2	.00226	-.00300	.22036	-.00276	.04143	.01872	.02567	.01168
Check ?	Chk Pass	Chk Pass	Chk Pass	Chk Pass	Chk Pass	Chk Pass	Chk Pass	Chk Pass
High Limit								
Low Limit								

Int. Std.	Y_2243	Y_3600	Y_3774
Line	224.306 {450}	360.073 { 94}	377.433 { 89}
Units	Cts/S	Cts/S	Cts/S
Avg	**1589.2**	**32831.**	**5869.8**
Stddev	3.1	209.	16.0
%RSD	.19389	.63784	.27263
#1	1591.4	32683.	5881.1
#2	1587.1	32979.	5858.5

Sample Name: 280-83054-A-22-A Acquired: 5/20/2016 20:53:15 Type: Unk
Method: 6500_026(v10) Mode: CONC Corr. Factor: 1.000000
User: kellyca Custom ID1: Custom ID2: Custom ID3:
Comment: 325404 6010c s

Elem	Ag3280	Al3092	As1890	B_2089	Ba4554	Be3130	Bi2230	Ca3179	Cd2288
Line	328.068 {103}	309.271 {109}	189.042 {478}	208.959 {461}	455.403 { 74}	313.042 {108}	223.061 {451}	317.933 {106}	228.802 {447}
Units	ppm	ppm	ppm	ppm	ppm	ppm	ppm	ppm	ppm
Avg	**-.00028**	**36.171**	**.00243**	**.00508**	**.09137**	**.00014**	**-.00191**	**.30099**	**.00296**
Stddev	.00024	.101	.00169	.00055	.00021	.00003	.00184	.00339	.00000
%RSD	85.008	.27872	69.298	10.796	.23102	25.704	96.272	1.1265	.08364
#1	-.00011	36.100	.00124	.00547	.09152	.00016	-.00061	.30339	.00296
#2	-.00045	36.243	.00362	.00469	.09122	.00011	-.00321	.29860	.00295
Check ?	Chk Pass	Chk Pass	Chk Pass	Chk Pass	Chk Pass	Chk Pass	Chk Pass	Chk Pass	Chk Pass
High Limit									
Low Limit									

Elem	Co2286	Cr2055	Cu3247	Fe2599	K_7664	Li6707	Mg2790	Mn2576	Mo2020
Line	228.616 {447}	205.560 {464}	324.754 {104}	259.940 {130}	766.490 { 44}	670.784 { 50}	279.079 {121}2	257.610 {131}	202.030 {467}
Units	ppm	ppm	ppm	ppm	ppm	ppm	ppm	ppm	ppm
Avg	**.00179**	**.06768**	**.09698**	**16.888**	**.85019**	**.01999**	**1.5422**	**.07319**	**.00199**
Stddev	.00016	.00014	.00025	.018	.01894	.00017	.0051	.00015	.00010
%RSD	8.6791	.20690	.26161	.10820	2.2278	.86507	.32984	.19822	5.0135
#1	.00168	.06758	.09680	16.875	.86358	.02011	1.5386	.07308	.00206
#2	.00190	.06778	.09716	16.901	.83680	.01986	1.5458	.07329	.00192
Check ?	Chk Pass	Chk Pass	Chk Pass	Chk Pass	Chk Pass	Chk Pass	Chk Pass	Chk Pass	Chk Pass
High Limit									
Low Limit									

Elem	Na5895	Ni2316	P_1782	Pb2203	S_1820	Sb2068	Se1960	Si2881	Sn1899
Line	589.592 { 57}	231.604 {446}	178.284 {489}	220.353 {453}	182.034 {485}	206.833 {463}	196.090 {472}	288.158 {117}	189.989 {477}
Units	ppm	ppm	ppm	ppm	ppm	ppm	ppm	ppm	ppm
Avg	**.06133**	**.03449**	**.30599**	**.08592**	**.23507**	**-.00067**	**-.00150**	**4.4179**	**.00226**
Stddev	.00381	.00029	.00369	.00150	.00311	.00100	.00418	.0053	.00245
%RSD	6.2155	.83817	1.2053	1.7459	1.3242	147.99	279.80	.12074	108.43
#1	.06403	.03470	.30859	.08698	.23728	.00003	-.00445	4.4217	.00399
#2	.05863	.03429	.30338	.08485	.23287	-.00138	.00146	4.4142	.00053
Check ?	Chk Pass	Chk Pass	Chk Pass	Chk Pass	Chk Pass	Chk Pass	Chk Pass	Chk Pass	Chk Pass
High Limit									
Low Limit									

Elem	Sr4077	Th2837	Ti3349	Tl1908	U_3701	V_2924	Zn2062	Zr3391
Line	407.771 { 83}	283.730 {119}	334.904 {101}	190.856 {477}	370.152 { 91}	292.402 {115}	206.200 {163}	339.198 { 99}
Units	ppm	ppm	ppm	ppm	ppm	ppm	ppm	ppm
Avg	**.00671**	**.00222**	**.40254**	**-.00236**	**-.00210**	**.04344**	**.13310**	**.02147**
Stddev	.00003	.00067	.00123	.00029	.00165	.00054	.00087	.00052
%RSD	.51130	30.349	.30579	12.413	78.197	1.2353	.65308	2.4337
#1	.00669	.00269	.40167	-.00215	-.00094	.04382	.13371	.02110
#2	.00673	.00174	.40341	-.00257	-.00327	.04306	.13248	.02184
Check ?	Chk Pass	Chk Pass	Chk Pass	Chk Pass	Chk Pass	Chk Pass	Chk Pass	Chk Pass
High Limit								
Low Limit								

Int. Std.	Y_2243	Y_3600	Y_3774
Line	224.306 {450}	360.073 { 94}	377.433 { 89}
Units	Cts/S	Cts/S	Cts/S
Avg	**1591.8**	**32228.**	**5885.9**
Stddev	.9	11.	15.0
%RSD	.05715	.03369	.25494
#1	1591.2	32221.	5896.5
#2	1592.4	32236.	5875.3

Sample Name: 280-83054-A-23-A Acquired: 5/20/2016 20:56:00 Type: Unk
Method: 6500_026(v10) Mode: CONC Corr. Factor: 1.000000
User: kellyca Custom ID1: Custom ID2: Custom ID3:
Comment: 325404 6010c s

Elem	Ag3280	Al3092	As1890	B_2089	Ba4554	Be3130	Bi2230	Ca3179	Cd2288
Line	328.068 {103}	309.271 {109}	189.042 {478}	208.959 {461}	455.403 { 74}	313.042 {108}	223.061 {451}	317.933 {106}	228.802 {447}
Units	ppm	ppm	ppm	ppm	ppm	ppm	ppm	ppm	ppm
Avg	**.00006**	**8.0470**	**-.00273**	**.00161**	**.01558**	**-.00010**	**-.00388**	**.05037**	**.00017**
Stddev	.00093	.0701	.00127	.00061	.00011	.00003	.00280	.00219	.00001
%RSD	1675.1	.87138	46.496	37.709	.73788	28.477	72.178	4.3380	7.1990
#1	-.00060	7.9974	-.00363	.00204	.01550	-.00008	-.00190	.05192	.00018
#2	.00071	8.0966	-.00183	.00118	.01566	-.00012	-.00586	.04883	.00016
Check ?	Chk Pass	Chk Pass	Chk Pass	Chk Pass	Chk Pass	Chk Pass	Chk Pass	Chk Pass	Chk Pass
High Limit									
Low Limit									

Elem	Co2286	Cr2055	Cu3247	Fe2599	K_7664	Li6707	Mg2790	Mn2576	Mo2020
Line	228.616 {447}	205.560 {464}	324.754 {104}	259.940 {130}	766.490 { 44}	670.784 { 50}	279.079 {121}2	257.610 {131}	202.030 {467}
Units	ppm	ppm	ppm	ppm	ppm	ppm	ppm	ppm	ppm
Avg	**.00005**	**.02211**	**.00506**	**2.6043**	**.26947**	**.00477**	**.39266**	**.01213**	**.00081**
Stddev	.00008	.00004	.00020	.0097	.00507	.00097	.00546	.00011	.00009
%RSD	175.91	.19984	3.9800	.37064	1.8829	20.396	1.3916	.94071	10.959
#1	-.00001	.02214	.00492	2.5975	.26588	.00409	.39653	.01221	.00075
#2	.00010	.02208	.00521	2.6112	.27306	.00546	.38880	.01205	.00087
Check ?	Chk Pass	Chk Pass	Chk Pass	Chk Pass	Chk Pass	Chk Pass	Chk Pass	Chk Pass	Chk Pass
High Limit									
Low Limit									

Elem	Na5895	Ni2316	P_1782	Pb2203	S_1820	Sb2068	Se1960	Si2881	Sn1899
Line	589.592 { 57}	231.604 {446}	178.284 {489}	220.353 {453}	182.034 {485}	206.833 {463}	196.090 {472}	288.158 {117}	189.989 {477}
Units	ppm	ppm	ppm	ppm	ppm	ppm	ppm	ppm	ppm
Avg	**.03520**	**.01038**	**.06579**	**.00580**	**.06021**	**-.00036**	**-.00133**	**2.0749**	**.00196**
Stddev	.01050	.00044	.00036	.00062	.00088	.00171	.00461	.0244	.00052
%RSD	29.840	4.1961	.54269	10.717	1.4690	476.81	347.76	1.1740	26.678
#1	.02777	.01007	.06554	.00536	.05959	.00085	-.00459	2.0921	.00233
#2	.04262	.01069	.06604	.00624	.06084	-.00157	.00194	2.0577	.00159
Check ?	Chk Pass	Chk Pass	Chk Pass	Chk Pass	Chk Pass	Chk Pass	Chk Pass	Chk Pass	Chk Pass
High Limit									
Low Limit									

Elem	Sr4077	Th2837	Ti3349	Tl1908	U_3701	V_2924	Zn2062	Zr3391
Line	407.771 { 83}	283.730 {119}	334.904 {101}	190.856 {477}	370.152 { 91}	292.402 {115}	206.200 {163}	339.198 { 99}
Units	ppm	ppm	ppm	ppm	ppm	ppm	ppm	ppm
Avg	**.00154**	**-.00240**	**.16352**	**-.00202**	**.00524**	**.01117**	**.01595**	**.00592**
Stddev	.00002	.00105	.00018	.00364	.01441	.00027	.00082	.00007
%RSD	1.2131	43.788	.11095	180.02	274.86	2.4022	5.1283	1.1684
#1	.00153	-.00314	.16365	.00055	-.00494	.01098	.01538	.00597
#2	.00155	-.00166	.16339	-.00460	.01543	.01136	.01653	.00588
Check ?	Chk Pass	Chk Pass	Chk Pass	Chk Pass	Chk Pass	Chk Pass	Chk Pass	Chk Pass
High Limit								
Low Limit								

Int. Std.	Y_2243	Y_3600	Y_3774
Line	224.306 {450}	360.073 { 94}	377.433 { 89}
Units	Cts/S	Cts/S	Cts/S
Avg	**1575.5**	**32555.**	**5917.0**
Stddev	6.8	68.	4.8
%RSD	.43422	.20916	.08122
#1	1580.4	32507.	5920.4
#2	1570.7	32603.	5913.6

Sample Name: 280-83054-A-24-A Acquired: 5/20/2016 20:58:48 Type: Unk
Method: 6500_026(v10) Mode: CONC Corr. Factor: 1.000000
User: kellyca Custom ID1: Custom ID2: Custom ID3:
Comment: 325404 6010c s

Elem	Ag3280	Al3092	As1890	B_2089	Ba4554	Be3130	Bi2230	Ca3179	Cd2288
Line	328.068 {103}	309.271 {109}	189.042 {478}	208.959 {461}	455.403 { 74}	313.042 {108}	223.061 {451}	317.933 {106}	228.802 {447}
Units	ppm	ppm	ppm	ppm	ppm	ppm	ppm	ppm	ppm
Avg	**-.00005**	**28.481**	**.00358**	**.00308**	**.06909**	**.00012**	**-.00199**	**.31048**	**.00466**
Stddev	.00010	.308	.00118	.00024	.00070	.00003	.00155	.00018	.00007
%RSD	212.86	1.0823	33.076	7.7284	1.0099	27.442	77.993	.05776	1.4849
#1	.00002	28.263	.00442	.00324	.06859	.00010	-.00089	.31036	.00470
#2	-.00012	28.699	.00274	.00291	.06958	.00014	-.00308	.31061	.00461
Check ?	Chk Pass	Chk Pass	Chk Pass	Chk Pass	Chk Pass	Chk Pass	Chk Pass	Chk Pass	Chk Pass
High Limit									
Low Limit									

Elem	Co2286	Cr2055	Cu3247	Fe2599	K_7664	Li6707	Mg2790	Mn2576	Mo2020
Line	228.616 {447}	205.560 {464}	324.754 {104}	259.940 {130}	766.490 { 44}	670.784 { 50}	279.079 {121}2	257.610 {131}	202.030 {467}
Units	ppm	ppm	ppm	ppm	ppm	ppm	ppm	ppm	ppm
Avg	**.00144**	**.05590**	**.09723**	**13.861**	**.59639**	**.01795**	**1.0425**	**.08329**	**.00159**
Stddev	.00035	.00022	.00031	.094	.01602	.00097	.0034	.00026	.00012
%RSD	24.209	.39589	.32266	.67683	2.6869	5.4149	.32088	.31698	7.8468
#1	.00169	.05575	.09745	13.795	.60772	.01726	1.0449	.08310	.00168
#2	.00120	.05606	.09701	13.928	.58506	.01864	1.0402	.08348	.00150
Check ?	Chk Pass	Chk Pass	Chk Pass	Chk Pass	Chk Pass	Chk Pass	Chk Pass	Chk Pass	Chk Pass
High Limit									
Low Limit									

Elem	Na5895	Ni2316	P_1782	Pb2203	S_1820	Sb2068	Se1960	Si2881	Sn1899
Line	589.592 { 57}	231.604 {446}	178.284 {489}	220.353 {453}	182.034 {485}	206.833 {463}	196.090 {472}	288.158 {117}	189.989 {477}
Units	ppm	ppm	ppm	ppm	ppm	ppm	ppm	ppm	ppm
Avg	**.04993**	**.02934**	**.22541**	**.11199**	**.20738**	**.00318**	**-.00185**	**3.4493**	**.00423**
Stddev	.00117	.00002	.00090	.00098	.00029	.00179	.00829	.0238	.00261
%RSD	2.3524	.06058	.40066	.87318	.14184	56.430	448.32	.68966	61.863
#1	.04910	.02935	.22605	.11268	.20759	.00445	.00401	3.4325	.00238
#2	.05076	.02933	.22477	.11130	.20717	.00191	-.00771	3.4662	.00607
Check ?	Chk Pass	Chk Pass	Chk Pass	Chk Pass	Chk Pass	Chk Pass	Chk Pass	Chk Pass	Chk Pass
High Limit									
Low Limit									

Elem	Sr4077	Th2837	Ti3349	Tl1908	U_3701	V_2924	Zn2062	Zr3391
Line	407.771 { 83}	283.730 {119}	334.904 {101}	190.856 {477}	370.152 { 91}	292.402 {115}	206.200 {163}	339.198 { 99}
Units	ppm	ppm	ppm	ppm	ppm	ppm	ppm	ppm
Avg	**.00506**	**.00004**	**.30067**	**-.00236**	**-.00532**	**.03488**	**.26147**	**.01775**
Stddev	.00001	.00240	.00002	.00114	.01248	.00100	.00358	.00102
%RSD	.25808	6833.8	.00786	48.063	234.43	2.8657	1.3683	5.7211
#1	.00507	.00173	.30069	-.00317	-.01414	.03559	.25894	.01703
#2	.00505	-.00166	.30066	-.00156	.00350	.03417	.26400	.01847
Check ?	Chk Pass	Chk Pass	Chk Pass	Chk Pass	Chk Pass	Chk Pass	Chk Pass	Chk Pass
High Limit								
Low Limit								

Int. Std.	Y_2243	Y_3600	Y_3774
Line	224.306 {450}	360.073 { 94}	377.433 { 89}
Units	Cts/S	Cts/S	Cts/S
Avg	**1586.0**	**32372.**	**5898.6**
Stddev	1.0	116.	22.0
%RSD	.06437	.35860	.37303
#1	1585.3	32455.	5914.2
#2	1586.7	32290.	5883.1

Sample Name: 280-83054-A-25-A Acquired: 5/20/2016 21:01:34 Type: Unk
Method: 6500_026(v10) Mode: CONC Corr. Factor: 1.000000
User: kellyca Custom ID1: Custom ID2: Custom ID3:
Comment: 325404 6010c s

Elem	Ag3280	Al3092	As1890	B_2089	Ba4554	Be3130	Bi2230	Ca3179	Cd2288
Line	328.068 {103}	309.271 {109}	189.042 {478}	208.959 {461}	455.403 { 74}	313.042 {108}	223.061 {451}	317.933 {106}	228.802 {447}
Units	ppm	ppm	ppm	ppm	ppm	ppm	ppm	ppm	ppm
Avg	**-.00001**	**8.6918**	**-.00372**	**.00114**	**.02068**	**.00003**	**-.00327**	**.12968**	**.00009**
Stddev	.00018	.0353	.00049	.00041	.00001	.00007	.00186	.00061	.00002
%RSD	1243.9	.40614	13.082	35.675	.05640	209.21	56.862	.47348	21.413
#1	-.00014	8.6669	-.00407	.00143	.02067	.00008	-.00459	.12924	.00008
#2	.00012	8.7168	-.00338	.00085	.02069	-.00002	-.00196	.13011	.00011
Check ?	Chk Pass	Chk Pass	Chk Pass	Chk Pass	Chk Pass	Chk Pass	Chk Pass	Chk Pass	Chk Pass
High Limit									
Low Limit									

Elem	Co2286	Cr2055	Cu3247	Fe2599	K_7664	Li6707	Mg2790	Mn2576	Mo2020
Line	228.616 {447}	205.560 {464}	324.754 {104}	259.940 {130}	766.490 { 44}	670.784 { 50}	279.079 {121}2	257.610 {131}	202.030 {467}
Units	ppm	ppm	ppm	ppm	ppm	ppm	ppm	ppm	ppm
Avg	**.00025**	**.02031**	**.00846**	**3.1264**	**.29748**	**.00597**	**.42404**	**.01574**	**.00059**
Stddev	.00030	.00017	.00003	.0128	.01648	.00053	.00435	.00002	.00037
%RSD	121.63	.84568	.39327	.40875	5.5394	8.8881	1.0250	.15571	62.271
#1	.00046	.02043	.00843	3.1174	.30914	.00635	.42711	.01575	.00033
#2	.00003	.02019	.00848	3.1354	.28583	.00559	.42097	.01572	.00084
Check ?	Chk Pass	Chk Pass	Chk Pass	Chk Pass	Chk Pass	Chk Pass	Chk Pass	Chk Pass	Chk Pass
High Limit									
Low Limit									

Elem	Na5895	Ni2316	P_1782	Pb2203	S_1820	Sb2068	Se1960	Si2881	Sn1899
Line	589.592 { 57}	231.604 {446}	178.284 {489}	220.353 {453}	182.034 {485}	206.833 {463}	196.090 {472}	288.158 {117}	189.989 {477}
Units	ppm	ppm	ppm	ppm	ppm	ppm	ppm	ppm	ppm
Avg	**.03625**	**.00865**	**.06455**	**.01055**	**.05890**	**-.00038**	W **-.00740**	**2.3231**	**.00054**
Stddev	.00661	.00010	.00247	.00059	.00206	.00043	.00122	.0096	.00048
%RSD	18.243	1.1906	3.8248	5.5876	3.5033	113.34	16.478	.41438	88.681
#1	.03158	.00858	.06630	.01013	.05744	-.00069	-.00826	2.3299	.00089
#2	.04093	.00872	.06281	.01096	.06036	-.00008	-.00654	2.3163	.00020
Check ?	Chk Pass	Chk Pass	Chk Pass	Chk Pass	Chk Pass	Chk Pass	Chk Warn	Chk Pass	Chk Pass
High Limit							5.0000		
Low Limit							-.00500		

Elem	Sr4077	Th2837	Ti3349	Tl1908	U_3701	V_2924	Zn2062	Zr3391
Line	407.771 { 83}	283.730 {119}	334.904 {101}	190.856 {477}	370.152 { 91}	292.402 {115}	206.200 {163}	339.198 { 99}
Units	ppm	ppm	ppm	ppm	ppm	ppm	ppm	ppm
Avg	**.00207**	**-.00116**	**.17056**	**-.00170**	**.01231**	**.01157**	**.02559**	**.00889**
Stddev	.00002	.00054	.00065	.00096	.02640	.00011	.00094	.00044
%RSD	.81015	46.893	.38123	56.723	214.50	.93726	3.6669	4.9159
#1	.00208	-.00154	.17010	-.00102	.03098	.01149	.02492	.00920
#2	.00206	-.00077	.17102	-.00238	-.00636	.01165	.02625	.00858
Check ?	Chk Pass	Chk Pass	Chk Pass	Chk Pass	Chk Pass	Chk Pass	Chk Pass	Chk Pass
High Limit								
Low Limit								

Int. Std.	Y_2243	Y_3600	Y_3774
Line	224.306 {450}	360.073 { 94}	377.433 { 89}
Units	Cts/S	Cts/S	Cts/S
Avg	**1588.5**	**32641.**	**5850.9**
Stddev	3.8	20.	15.5
%RSD	.24054	.06214	.26408
#1	1585.8	32627.	5861.8
#2	1591.2	32655.	5840.0

Sample Name: 280-83054-A-26-A Acquired: 5/20/2016 21:04:21 Type: Unk
Method: 6500_026(v10) Mode: CONC Corr. Factor: 1.000000
User: kellyca Custom ID1: Custom ID2: Custom ID3:
Comment: 325404 6010c s

Elem	Ag3280	Al3092	As1890	B_2089	Ba4554	Be3130	Bi2230	Ca3179	Cd2288
Line	328.068 {103}	309.271 {109}	189.042 {478}	208.959 {461}	455.403 { 74}	313.042 {108}	223.061 {451}	317.933 {106}	228.802 {447}
Units	ppm	ppm	ppm	ppm	ppm	ppm	ppm	ppm	ppm
Avg	**-.00005**	**7.8539**	**.00106**	**.00149**	**.01392**	**-.00005**	**.00063**	**.03894**	**-.00000**
Stddev	.00001	.0190	.00104	.00106	.00010	.00006	.00179	.00441	.00003
%RSD	18.242	.24184	98.466	70.642	.71679	110.78	285.41	11.327	1650.8
#1	-.00004	7.8673	.00179	.00224	.01399	-.00009	-.00064	.03582	-.00002
#2	-.00005	7.8404	.00032	.00075	.01385	-.00001	.00189	.04206	.00002
Check ?	Chk Pass	Chk Pass	Chk Pass	Chk Pass	Chk Pass	Chk Pass	Chk Pass	Chk Pass	Chk Pass
High Limit									
Low Limit									

Elem	Co2286	Cr2055	Cu3247	Fe2599	K_7664	Li6707	Mg2790	Mn2576	Mo2020
Line	228.616 {447}	205.560 {464}	324.754 {104}	259.940 {130}	766.490 { 44}	670.784 { 50}	279.079 {121}2	257.610 {131}	202.030 {467}
Units	ppm	ppm	ppm	ppm	ppm	ppm	ppm	ppm	ppm
Avg	**.00006**	**.01884**	**.00474**	**2.8084**	**.24560**	**.00384**	**.35113**	**.01171**	**.00054**
Stddev	.00003	.00023	.00018	.0146	.04328	.00010	.00910	.00022	.00012
%RSD	58.973	1.2242	3.7002	.52131	17.621	2.4876	2.5922	1.8978	21.832
#1	.00008	.01868	.00462	2.8188	.21499	.00378	.34470	.01187	.00046
#2	.00003	.01901	.00487	2.7981	.27620	.00391	.35757	.01155	.00062
Check ?	Chk Pass	Chk Pass	Chk Pass	Chk Pass	Chk Pass	Chk Pass	Chk Pass	Chk Pass	Chk Pass
High Limit									
Low Limit									

Elem	Na5895	Ni2316	P_1782	Pb2203	S_1820	Sb2068	Se1960	Si2881	Sn1899
Line	589.592 { 57}	231.604 {446}	178.284 {489}	220.353 {453}	182.034 {485}	206.833 {463}	196.090 {472}	288.158 {117}	189.989 {477}
Units	ppm	ppm	ppm	ppm	ppm	ppm	ppm	ppm	ppm
Avg	**.02891**	**.00850**	**.06258**	**.00580**	**.04910**	**-.00008**	W **-.00585**	**2.0464**	**.00230**
Stddev	.00677	.00008	.00063	.00177	.00593	.00086	.01246	.0191	.00029
%RSD	23.413	.98769	1.0101	30.516	12.085	1037.7	212.83	.93519	12.584
#1	.03369	.00845	.06213	.00705	.04491	.00053	.00296	2.0329	.00209
#2	.02412	.00856	.06302	.00455	.05330	-.00069	-.01466	2.0600	.00250
Check ?	Chk Pass	Chk Pass	Chk Pass	Chk Pass	Chk Pass	Chk Pass	Chk Warn	Chk Pass	Chk Pass
High Limit							5.0000		
Low Limit							-.00500		

Elem	Sr4077	Th2837	Ti3349	Tl1908	U_3701	V_2924	Zn2062	Zr3391
Line	407.771 { 83}	283.730 {119}	334.904 {101}	190.856 {477}	370.152 { 91}	292.402 {115}	206.200 {163}	339.198 { 99}
Units	ppm	ppm	ppm	ppm	ppm	ppm	ppm	ppm
Avg	**.00133**	**-.00477**	**.14827**	**-.00429**	**.02924**	**.01064**	**.01368**	**.00584**
Stddev	.00002	.00022	.00084	.00152	.01041	.00072	.00036	.00004
%RSD	1.2248	4.5116	.56572	35.563	35.617	6.7460	2.6168	.76209
#1	.00132	-.00492	.14886	-.00536	.02187	.01115	.01393	.00581
#2	.00134	-.00461	.14768	-.00321	.03660	.01013	.01343	.00587
Check ?	Chk Pass	Chk Pass	Chk Pass	Chk Pass	Chk Pass	Chk Pass	Chk Pass	Chk Pass
High Limit								
Low Limit								

Int. Std.	Y_2243	Y_3600	Y_3774
Line	224.306 {450}	360.073 { 94}	377.433 { 89}
Units	Cts/S	Cts/S	Cts/S
Avg	**1585.8**	**32723.**	**5825.9**
Stddev	.7	254.	59.9
%RSD	.04557	.77486	1.0276
#1	1586.3	32544.	5783.6
#2	1585.3	32902.	5868.2

Sample Name: ccvh-3900196 Acquired: 5/20/2016 21:07:08 Type: QC
Method: 6500_026(v10) Mode: CONC Corr. Factor: 1.000000
User: kellyca Custom ID1: Custom ID2: Custom ID3:
Comment:

Elem	Ag3280	Al3092	As1890	B_2089	Ba4554	Be3130	Bi2230	Ca3179	Cd2288	Co2286	Cr2055	Cu3247	Fe2714
Units	ppm	ppm	ppm	ppm	ppm	ppm	ppm	ppm	ppm	ppm	ppm	ppm	ppm
Avg	**-.00124**	**47.744**	**-.00433**	**.00172**	**.00019**	**-.00038**	**1.0569**	**-.05993**	**-.00119**	**.00294**	**-.00076**	**.00737**	**48.090**
Stddev	.00008	.089	.00629	.00059	.00022	.00014	.0003	.00097	.00008	.00035	.00025	.00039	.188
%RSD	6.3429	.18566	145.09	33.969	116.97	38.062	.02666	1.6104	6.3458	12.025	33.101	5.3240	.39094
#1	-.00129	47.681	.00011	.00131	.00035	-.00048	1.0567	-.05925	-.00114	.00319	-.00058	.00709	47.957
#2	-.00118	47.806	-.00878	.00214	.00003	-.00028	1.0571	-.06062	-.00125	.00269	-.00094	.00764	48.223
Check ?	None	Chk Pass	None	None	None	None	Chk Pass	None	None	None	None	None	Chk Pass
Value													
Range													

Elem	K_7664	Li6707	Mg2790	Mn2576	Mo2020	Na8183	Ni2316	P_1782	Pb2203	S_1820	Sb2068	Se1960	Si2881
Units	ppm	ppm	ppm	ppm	ppm	ppm	ppm	ppm	ppm	ppm	ppm	ppm	ppm
Avg	**.05738**	**.00008**	**.14525**	**-.00059**	**-.00215**	**258.25**	**-.00066**	**.00344**	**-.00067**	**5.0584**	**.00004**	**.00332**	**-.02564**
Stddev	.03212	.00017	.00603	.00007	.00043	.78	.00038	.00086	.00166	.0157	.00070	.00839	.00266
%RSD	55.977	227.65	4.1540	11.645	20.126	.30247	58.278	24.948	248.09	.31030	1770.8	252.85	10.389
#1	.03467	.00020	.14952	-.00054	-.00246	257.70	-.00039	.00283	-.00184	5.0695	-.00046	.00925	-.02375
#2	.08010	-.00005	.14098	-.00064	-.00184	258.80	-.00093	.00404	.00050	5.0473	.00054	-.00262	-.02752
Check ?	None	None	None	None	None	Chk Pass	None	None	None	Chk Pass	None	None	None
Value													
Range													

Elem	Sn1899	Sr4077	Th2837	Ti3349	Tl1908	U_3701	V_2924	Zn2062	Zr3391
Units	ppm	ppm	ppm	ppm	ppm	ppm	ppm	ppm	ppm
Avg	**.00229**	**.00024**	**4.9478**	**.02591**	**-.00428**	**10.173**	**-.01619**	**-.00281**	**-.00777**
Stddev	.00081	.00003	.0008	.00030	.00070	.019	.00075	.00154	.00276
%RSD	35.488	13.244	.01681	1.1629	16.413	.18853	4.6493	54.802	35.526
#1	.00171	.00022	4.9472	.02570	-.00378	10.187	-.01566	-.00172	-.00972
#2	.00286	.00026	4.9484	.02613	-.00478	10.160	-.01672	-.00390	-.00582
Check ?	None	None	Chk Pass	None	None	Chk Pass	None	None	None
Value									
Range									

Int. Std.	Y_2243	Y_3600	Y_3774
Units	Cts/S	Cts/S	Cts/S
Avg	**1511.4**	**30495.**	**5657.6**
Stddev	3.3	18.	3.8
%RSD	.21763	.06024	.06687
#1	1509.1	30508.	5654.9
#2	1513.7	30482.	5660.2

Sample Name: ccv-3900195 Acquired: 5/20/2016 21:10:00 Type: QC
Method: 6500_026(v10) Mode: CONC Corr. Factor: 1.000000
User: kellyca Custom ID1: Custom ID2: Custom ID3:
Comment:

Elem	Ag3280	Al1670	As1890	B_2089	Ba4554	Be3130	Bi2230	Ca3179	Cd2288	Co2286	Cr2055	Cu3247	Fe2599
Units	ppm	ppm	ppm	ppm	ppm	ppm	ppm	ppm	ppm	ppm	ppm	ppm	ppm
Avg	**.49449**	**.51694**	**1.0200**	**.52967**	**.49412**	**.51164**	**-.00193**	**5.0116**	**.52071**	**.51941**	**.51220**	**.49788**	**2.4747**
Stddev	.00251	.00289	.0049	.00124	.00052	.00055	.00102	.0164	.00156	.00034	.00145	.00032	.0083
%RSD	.50682	.55934	.48427	.23496	.10426	.10774	52.936	.32631	.30050	.06592	.28291	.06387	.33755
#1	.49272	.51899	1.0165	.52879	.49448	.51125	-.00266	5.0001	.52181	.51965	.51322	.49811	2.4806
#2	.49627	.51490	1.0234	.53055	.49376	.51203	-.00121	5.0232	.51960	.51916	.51117	.49766	2.4688
Check ?	Chk Pass	Chk Pass	Chk Pass	Chk Pass	Chk Pass	Chk Pass	None	Chk Pass	Chk Pass	Chk Pass	Chk Pass	Chk Pass	Chk Pass
Value													
Range													

Elem	K_7664	Li6707	Mg2790	Mn2576	Mo2020	Na5895	Ni2316	P_1782	Pb2203	S_1820	Sb2068	Se1960	Si2881
Units	ppm	ppm	ppm	ppm	ppm	ppm	ppm	ppm	ppm	ppm	ppm	ppm	ppm
Avg	**51.889**	**1.0699**	**20.079**	**.49972**	**.51688**	**5.2027**	**.50852**	**1.0189**	**1.0378**	**.00864**	**1.0358**	**1.0135**	**4.9931**
Stddev	.031	.0010	.088	.00107	.00002	.0130	.00177	.0011	.0017	.00289	.0039	.0103	.0171
%RSD	.06055	.09374	.43888	.21334	.00403	.25021	.34869	.10466	.16333	33.380	.37671	1.0159	.34198
#1	51.866	1.0692	20.017	.49896	.51686	5.1935	.50978	1.0196	1.0366	.01068	1.0330	1.0062	5.0052
#2	51.911	1.0706	20.141	.50047	.51689	5.2119	.50727	1.0181	1.0390	.00660	1.0386	1.0208	4.9810
Check ?	Chk Pass	Chk Pass	Chk Pass	Chk Pass	Chk Pass	Chk Pass	Chk Pass	Chk Pass	Chk Pass	None	Chk Pass	Chk Pass	Chk Pass
Value													
Range													

Elem	Sn1899	Sr4077	Th2837	Ti3349	Tl1908	U_3701	V_2924	Zn2062	Zr3391
Units	ppm	ppm	ppm	ppm	ppm	ppm	ppm	ppm	ppm
Avg	**1.0038**	**.48663**	**-.00049**	**.47745**	**1.0416**	**.01396**	**.47958**	**.50088**	**.50024**
Stddev	.0061	.00134	.00112	.00250	.0020	.01105	.00077	.00125	.00025
%RSD	.60567	.27583	227.14	.52373	.19244	79.138	.16009	.24889	.04961
#1	1.0081	.48568	-.00129	.47568	1.0430	.00615	.47904	.50176	.50041
#2	.99946	.48758	.00030	.47922	1.0401	.02177	.48012	.50000	.50006
Check ?	Chk Pass	Chk Pass	None	Chk Pass	Chk Pass	None	Chk Pass	Chk Pass	Chk Pass
Value									
Range									

Int. Std.	Y_2243	Y_3600	Y_3774
Units	Cts/S	Cts/S	Cts/S
Avg	**1544.4**	**31360.**	**5709.1**
Stddev	2.0	71.	11.5
%RSD	.13093	.22736	.20228
#1	1543.0	31411.	5700.9
#2	1545.8	31310.	5717.2

Sample Name: ccb Acquired: 5/20/2016 21:12:40 Type: QC
Method: 6500_026(v10) Mode: CONC Corr. Factor: 1.000000
User: kellyca Custom ID1: Custom ID2: Custom ID3:
Comment:

Elem	Ag3280	Al1670	As1890	B_2089	Ba4554	Be3130	Bi2230	Ca3179	Cd2288	Co2286	Cr2055	Cu3247	Fe2599
Units	ppm	ppm	ppm	ppm	ppm	ppm	ppm	ppm	ppm	ppm	ppm	ppm	ppm
Avg	**.00039**	**.00000**	**-.00069**	**.00103**	**.00000**	**-.00003**	**-.00266**	**-.00456**	**.00020**	**-.00036**	**.00008**	**.00011**	**.00604**
Stddev	.00021	.00129	.00561	.00027	.00001	.00006	.00204	.00181	.00001	.00059	.00005	.00001	.00007
%RSD	54.010	52968.	816.17	25.786	399.20	219.85	76.824	39.731	3.3151	163.08	59.239	6.1976	1.1083
#1	.00024	-.00091	-.00465	.00122	.00001	.00002	-.00410	-.00328	.00019	-.00078	.00011	.00011	.00609
#2	.00054	.00091	.00328	.00084	-.00001	-.00007	-.00121	-.00584	.00020	.00006	.00004	.00012	.00599
Check ?	Chk Pass	Chk Pass	Chk Pass	Chk Pass	Chk Pass	Chk Pass	None	Chk Pass	Chk Pass	Chk Pass	Chk Pass	Chk Pass	Chk Pass
High Limit													
Low Limit													

Elem	K_7664	Li6707	Mg2790	Mn2576	Mo2020	Na5895	Ni2316	P_1782	Pb2203	S_1820	Sb2068	Se1960	Si2881
Units	ppm	ppm	ppm	ppm	ppm	ppm	ppm	ppm	ppm	ppm	ppm	ppm	ppm
Avg	**.07185**	**-.00053**	**.00219**	**.00007**	**.00044**	**.01182**	**-.00001**	**-.00157**	**.00003**	**.00824**	**.00055**	**-.00463**	**.00080**
Stddev	.00314	.00099	.00212	.00003	.00011	.00486	.00044	.00175	.00067	.00129	.00135	.00139	.00835
%RSD	4.3767	189.37	96.544	40.911	25.983	41.067	3350.3	111.67	2608.0	15.662	243.19	29.956	1040.6
#1	.06963	.00018	.00369	.00005	.00036	.00839	.00030	-.00281	.00050	.00733	-.00040	-.00365	.00670
#2	.07407	-.00123	.00070	.00009	.00052	.01526	-.00032	-.00033	-.00045	.00915	.00150	-.00561	-.00510
Check ?	Chk Pass	Chk Pass	Chk Pass	Chk Pass	Chk Pass	Chk Pass	Chk Pass	Chk Pass	Chk Pass	None	Chk Pass	Chk Pass	Chk Pass
High Limit													
Low Limit													

Elem	Sn1899	Sr4077	Th2837	Ti3349	Tl1908	U_3701	V_2924	Zn2062	Zr3391
Units	ppm	ppm	ppm	ppm	ppm	ppm	ppm	ppm	ppm
Avg	**.00118**	**-.00001**	**-.00377**	**.00030**	**-.00162**	**.02518**	**.00049**	**.00059**	**.00177**
Stddev	.00026	.00005	.00103	.00046	.00289	.00546	.00028	.00002	.00024
%RSD	22.170	406.68	27.318	154.27	179.07	21.686	57.935	3.6116	13.699
#1	.00136	-.00005	-.00304	-.00003	.00043	.02132	.00029	.00060	.00160
#2	.00099	.00002	-.00450	.00062	-.00366	.02904	.00069	.00057	.00194
Check ?	Chk Pass	Chk Pass	Chk Pass	Chk Pass	Chk Pass	Chk Pass	Chk Pass	Chk Pass	Chk Pass
High Limit									
Low Limit									

Int. Std.	Y_2243	Y_3600	Y_3774
Units	Cts/S	Cts/S	Cts/S
Avg	**1551.9**	**31710.**	**5655.2**
Stddev	.2	25.	21.1
%RSD	.01467	.07807	.37224
#1	1551.7	31727.	5670.1
#2	1552.1	31692.	5640.3

Sample Name: ccvl-3903059 Acquired: 5/20/2016 21:15:29 Type: QC
Method: 6500_026(v10) Mode: CONC Corr. Factor: 1.000000
User: kellyca Custom ID1: Custom ID2: Custom ID3:
Comment:

Elem	Ag3280	Al1670	As1890	B_2089	Ba4554	Be3130	Bi2230	Ca3179	Cd2288	Co2286	Cr2055	Cu3247
Units	ppm	ppm	ppm	ppm	ppm	ppm	ppm	ppm	ppm	ppm	ppm	ppm
Avg	**.00985**	**.10901**	**.01299**	**.10955**	**.01018**	**.00097**	**.11687**	**.19823**	**.00567**	**.01066**	**.01057**	**.01546**
Stddev	.00050	.00049	.00361	.00099	.00008	.00003	.00062	.00360	.00022	.00015	.00029	.00015
%RSD	5.0825	.44980	27.773	.90659	.79719	2.7757	.52985	1.8184	3.8081	1.3747	2.7736	.94390
#1	.00950	.10867	.01044	.10885	.01024	.00099	.11643	.19568	.00582	.01076	.01078	.01557
#2	.01021	.10936	.01554	.11026	.01012	.00095	.11730	.20078	.00552	.01055	.01036	.01536
Check ?	Chk Pass	Chk Pass	Chk Pass	Chk Pass	Chk Pass	Chk Pass	Chk Pass	Chk Pass	Chk Pass	Chk Pass	Chk Pass	Chk Pass
Value												
Range												

Elem	Fe2599	K_7664	Li6707	Mg2790	Mn2576	Mo2020	Na5895	Ni2316	P_1782	Pb2203	S_1820	Sb2068
Units	ppm	ppm	ppm	ppm	ppm	ppm	ppm	ppm	ppm	ppm	ppm	ppm
Avg	F **.23699**	**3.1944**	**.01070**	**.21717**	**.01146**	**.02147**	**1.0486**	**.04250**	**3.0372**	**.00911**	**.00661**	**.02176**
Stddev	.00244	.0152	.00030	.00604	.00006	.00001	.0036	.00080	.0054	.00097	.00146	.00005
%RSD	1.0294	.47517	2.7770	2.7802	.49052	.03588	.34626	1.8853	.17706	10.610	22.086	.23368
#1	.23871	3.1837	.01049	.21290	.01142	.02147	1.0460	.04306	3.0334	.00979	.00558	.02180
#2	.23526	3.2052	.01091	.22144	.01150	.02146	1.0511	.04193	3.0410	.00842	.00764	.02173
Check ?	Chk Fail	Chk Pass	Chk Pass	Chk Pass	Chk Pass	Chk Pass	Chk Pass	Chk Pass	Chk Pass	Chk Pass	None	Chk Pass
Value	.10000											
Range	30.000%											

Elem	Se1960	Si2881	Sn1899	Sr4077	Th2837	Ti3349	Tl1908	U_3701	V_2924	Zn2062	Zr3391
Units	ppm	ppm	ppm	ppm	ppm	ppm	ppm	ppm	ppm	ppm	ppm
Avg	**.01389**	**.49710**	**.10439**	**.00984**	**.01164**	**.00931**	**.01422**	F **.08682**	**.00969**	**.02113**	**.01685**
Stddev	.00412	.00213	.00089	.00006	.00079	.00006	.00033	.00003	.00016	.00066	.00039
%RSD	29.670	.42836	.84849	.56651	6.7946	.65887	2.3125	.03572	1.6997	3.1108	2.3238
#1	.01681	.49860	.10501	.00980	.01108	.00936	.01399	.08680	.00980	.02067	.01713
#2	.01098	.49559	.10376	.00988	.01220	.00927	.01445	.08684	.00957	.02159	.01657
Check ?	Chk Pass	Chk Pass	Chk Pass	Chk Pass	Chk Pass	Chk Pass	Chk Pass	Chk Fail	Chk Pass	Chk Pass	Chk Pass
Value								.06000			
Range								30.000%			

Int. Std.	Y_2243	Y_3600	Y_3774
Units	Cts/S	Cts/S	Cts/S
Avg	**1577.2**	**32201.**	**5653.6**
Stddev	5.3	3.	28.1
%RSD	.33887	.01020	.49616
#1	1581.0	32203.	5633.8
#2	1573.4	32199.	5673.5

Sample Name: MB 280-325558/1-A Acquired: 5/20/2016 21:18:18 Type: Unk
Method: 6500_026(v10) Mode: CONC Corr. Factor: 1.000000
User: kellyca Custom ID1: 5/18 Custom ID2: Custom ID3:
Comment: 325558 6010b

Elem	Ag3280	Al1670	As1890	B_2089	Ba4554	Be3130	Bi2230	Ca3179	Cd2288
Line	328.068 {103}	167.079 {502}	189.042 {478}	208.959 {461}	455.403 { 74}	313.042 {108}	223.061 {451}	317.933 {106}	228.802 {447}
Units	ppm	ppm	ppm	ppm	ppm	ppm	ppm	ppm	ppm
Avg	**.00014**	**.00265**	**-.00334**	**.00064**	**-.00003**	**-.00007**	**-.00038**	**.00228**	**-.00013**
Stddev	.00048	.00004	.00051	.00046	.00011	.00000	.00054	.00083	.00009
%RSD	351.34	1.5143	15.339	72.182	356.87	2.2881	143.37	36.460	66.335
#1	.00047	.00268	-.00370	.00031	-.00011	-.00007	-.00076	.00287	-.00007
#2	-.00020	.00262	-.00298	.00097	.00005	-.00007	.00001	.00169	-.00019
Check ?	Chk Pass	Chk Pass	Chk Pass	Chk Pass	Chk Pass	Chk Pass	Chk Pass	Chk Pass	Chk Pass
High Limit									
Low Limit									

Elem	Co2286	Cr2055	Cu3247	Fe2599	K_7664	Li6707	Mg2790	Mn2576	Mo2020
Line	228.616 {447}	205.560 {464}	324.754 {104}	259.940 {130}	766.490 { 44}	670.784 { 50}	279.079 {121}2	257.610 {131}	202.030 {467}
Units	ppm	ppm	ppm	ppm	ppm	ppm	ppm	ppm	ppm
Avg	**-.00028**	**-.00003**	**-.00016**	**.02251**	**.04947**	**.00005**	**.00398**	**.00010**	**-.00007**
Stddev	.00020	.00002	.00026	.00228	.03870	.00063	.00281	.00001	.00025
%RSD	72.595	66.662	166.78	10.149	78.222	1305.0	70.619	12.337	376.87
#1	-.00042	-.00005	.00003	.02089	.02211	.00049	.00597	.00010	-.00024
#2	-.00014	-.00002	-.00034	.02412	.07684	-.00040	.00199	.00011	.00011
Check ?	Chk Pass	Chk Pass	Chk Pass	Chk Pass	Chk Pass	Chk Pass	Chk Pass	Chk Pass	Chk Pass
High Limit									
Low Limit									

Elem	Na5895	Ni2316	P_1782	Pb2203	S_1820	Sb2068	Se1960	Si2881	Sn1899
Line	589.592 { 57}	231.604 {446}	178.284 {489}	220.353 {453}	182.034 {485}	206.833 {463}	196.090 {472}	288.158 {117}	189.989 {477}
Units	ppm	ppm	ppm	ppm	ppm	ppm	ppm	ppm	ppm
Avg	**.01675**	**.00028**	**-.00157**	**.00034**	**.00697**	**-.00057**	**-.00069**	**.00061**	**.00154**
Stddev	.00977	.00052	.00126	.00166	.00054	.00030	.00241	.01260	.00012
%RSD	58.364	190.20	80.109	480.82	7.7110	52.367	350.87	2062.3	7.4846
#1	.00984	-.00009	-.00246	-.00083	.00735	-.00036	.00102	.00952	.00162
#2	.02366	.00065	-.00068	.00152	.00659	-.00079	-.00239	-.00830	.00146
Check ?	Chk Pass	Chk Pass	Chk Pass	Chk Pass	Chk Pass	Chk Pass	Chk Pass	Chk Pass	Chk Pass
High Limit									
Low Limit									

Elem	Sr4077	Th2837	Ti3349	Tl1908	U_3701	V_2924	Zn2062	Zr3391
Line	407.771 { 83}	283.730 {119}	334.904 {101}	190.856 {477}	370.152 { 91}	292.402 {115}	206.200 {163}	339.198 { 99}
Units	ppm	ppm	ppm	ppm	ppm	ppm	ppm	ppm
Avg	**.00101**	**-.00418**	**.00019**	**-.00242**	**.02034**	**.00039**	**.00069**	**-.00054**
Stddev	.00003	.00201	.00004	.00097	.00414	.00004	.00013	.00093
%RSD	2.5619	48.102	21.315	40.085	20.336	11.609	18.215	171.92
#1	.00102	-.00276	.00022	-.00174	.01741	.00042	.00078	.00012
#2	.00099	-.00560	.00016	-.00311	.02326	.00035	.00060	-.00119
Check ?	Chk Pass	Chk Pass	Chk Pass	Chk Pass	Chk Pass	Chk Pass	Chk Pass	Chk Pass
High Limit								
Low Limit								

Int. Std.	Y_2243	Y_3600	Y_3774
Line	224.306 {450}	360.073 { 94}	377.433 { 89}
Units	Cts/S	Cts/S	Cts/S
Avg	**1584.8**	**32833.**	**5851.1**
Stddev	1.9	68.	34.4
%RSD	.12204	.20778	.58731
#1	1583.5	32881.	5875.4
#2	1586.2	32784.	5826.8

Sample Name: LCS 280-325558/2-A Acquired: 5/20/2016 21:21:07 Type: Unk
Method: 6500_026(v10) Mode: CONC Corr. Factor: 1.000000
User: kellyca Custom ID1: Custom ID2: Custom ID3:
Comment: 325558 6010b

Elem	Ag3280	Al1670	As1890	B_2089	Ba4554	Be3130	Bi2230	Ca3179	Cd2288
Line	328.068 {103}	167.079 {502}	189.042 {478}	208.959 {461}	455.403 { 74}	313.042 {108}	223.061 {451}	317.933 {106}	228.802 {447}
Units	ppm	ppm	ppm	ppm	ppm	ppm	ppm	ppm	ppm
Avg	**.05066**	**2.0021**	**1.0576**	**1.0931**	**2.0019**	**.05146**	**2.1985**	**50.772**	**.10515**
Stddev	.00076	.0019	.0104	.0010	.0059	.00010	.0055	.015	.00019
%RSD	1.4920	.09437	.98565	.08848	.29609	.19285	.25156	.03040	.17693
#1	.05013	2.0007	1.0650	1.0924	1.9977	.05139	2.2024	50.761	.10502
#2	.05119	2.0034	1.0503	1.0937	2.0061	.05153	2.1946	50.783	.10528
Check ?	Chk Pass	Chk Pass	Chk Pass	Chk Pass	Chk Pass	Chk Pass	Chk Pass	Chk Pass	Chk Pass
High Limit									
Low Limit									

Elem	Co2286	Cr2055	Cu3247	Fe2599	K_7664	Li6707	Mg2790	Mn2576	Mo2020
Line	228.616 {447}	205.560 {464}	324.754 {104}	259.940 {130}	766.490 { 44}	670.784 { 50}	279.079 {121}2	257.610 {131}	202.030 {467}
Units	ppm	ppm	ppm	ppm	ppm	ppm	ppm	ppm	ppm
Avg	**.51080**	F **.20447**	**.25529**	**1.0130**	**53.548**	**1.0861**	**50.822**	**.49395**	**1.0642**
Stddev	.00179	.00025	.00090	.0005	.106	.0011	.138	.00171	.0042
%RSD	.35046	.12353	.35074	.04680	.19810	.10457	.27119	.34654	.39367
#1	.51206	.20429	.25466	1.0126	53.473	1.0853	50.725	.49274	1.0672
#2	.50953	.20465	.25592	1.0133	53.623	1.0869	50.920	.49516	1.0613
Check ?	Chk Pass	Chk Fail	Chk Pass	Chk Pass	Chk Pass	Chk Pass	Chk Pass	Chk Pass	Chk Pass
High Limit		.05750							
Low Limit		.04300							

Elem	Na8183	Ni2316	P_1782	Pb2203	S_1820	Sb2068	Se1960	Si2881	Sn1899
Line	818.326 { 41}	231.604 {446}	178.284 {489}	220.353 {453}	182.034 {485}	206.833 {463}	196.090 {472}	288.158 {117}	189.989 {477}
Units	ppm	ppm	ppm	ppm	ppm	ppm	ppm	ppm	ppm
Avg	**52.283**	**.50298**	**10.654**	**.52329**	**2.0915**	**.53030**	**2.1092**	**10.149**	**1.9924**
Stddev	.179	.00024	.007	.00197	.0107	.00218	.0124	.018	.0047
%RSD	.34257	.04847	.06657	.37625	.50988	.41055	.58983	.18077	.23696
#1	52.410	.50316	10.659	.52468	2.0990	.52876	2.1004	10.136	1.9957
#2	52.156	.50281	10.649	.52190	2.0840	.53184	2.1180	10.162	1.9890
Check ?	Chk Pass	Chk Pass	Chk Pass	Chk Pass	Chk Pass	Chk Pass	Chk Pass	Chk Pass	Chk Pass
High Limit									
Low Limit									

Elem	Sr4077	Th2837	Ti3349	Tl1908	U_3701	V_2924	Zn2062	Zr3391
Line	407.771 { 83}	283.730 {119}	334.904 {101}	190.856 {477}	370.152 { 91}	292.402 {115}	206.200 {163}	339.198 { 99}
Units	ppm	ppm	ppm	ppm	ppm	ppm	ppm	ppm
Avg	**.97643**	**.99136**	**.96505**	**2.0314**	**2.0802**	**.48233**	**.50128**	**.49794**
Stddev	.00149	.00109	.00179	.0035	.0097	.00094	.00105	.00206
%RSD	.15274	.11032	.18592	.17275	.46831	.19427	.20929	.41337
#1	.97537	.99059	.96378	2.0339	2.0871	.48167	.50053	.49648
#2	.97748	.99213	.96632	2.0289	2.0734	.48299	.50202	.49939
Check ?	Chk Pass	Chk Pass	Chk Pass	Chk Pass	Chk Pass	Chk Pass	Chk Pass	Chk Pass
High Limit								
Low Limit								

Int. Std.	Y_2243	Y_3600	Y_3774
Line	224.306 {450}	360.073 { 94}	377.433 { 89}
Units	Cts/S	Cts/S	Cts/S
Avg	**1514.9**	**30857.**	**5708.8**
Stddev	1.1	44.	3.1
%RSD	.07078	.14234	.05462
#1	1514.1	30888.	5706.6
#2	1515.6	30826.	5711.0

Sample Name: 280-83082-C-1-A Acquired: 5/20/2016 21:23:44 Type: Unk
Method: 6500_026(v10) Mode: CONC Corr. Factor: 1.000000
User: kellyca Custom ID1: Custom ID2: Custom ID3:
Comment: 325558 6010b

Elem	Ag3280	Al1670	As1890	B_2089	Ba4554	Be3130	Bi2230	Ca3179	Cd2288
Line	328.068 {103}	167.079 {502}	189.042 {478}	208.959 {461}	455.403 { 74}	313.042 {108}	223.061 {451}	317.933 {106}	228.802 {447}
Units	ppm	ppm	ppm	ppm	ppm	ppm	ppm	ppm	ppm
Avg	**.00167**	**.00982**	**.00514**	**.05575**	**.30659**	**-.00009**	**.00152**	W **705.84**	**.00056**
Stddev	.00038	.00189	.00514	.00076	.00132	.00002	.00087	6.89	.00037
%RSD	22.650	19.269	100.06	1.3669	.43053	22.166	56.913	.97557	65.524
#1	.00140	.01116	.00150	.05629	.30565	-.00011	.00213	700.97	.00030
#2	.00194	.00848	.00878	.05521	.30752	-.00008	.00091	710.71	.00083
Check ?	Chk Pass	Chk Pass	Chk Pass	Chk Pass	Chk Pass	Chk Pass	Chk Pass	Chk Warn	Chk Pass
High Limit								500.00	
Low Limit								-.05000	

Elem	Co2286	Cr2055	Cu3247	Fe2599	K_7664	Li6707	Mg2790	Mn2576	Mo2020
Line	228.616 {447}	205.560 {464}	324.754 {104}	259.940 {130}	766.490 { 44}	670.784 { 50}	279.079 {121}2	257.610 {131}	202.030 {467}
Units	ppm	ppm	ppm	ppm	ppm	ppm	ppm	ppm	ppm
Avg	**.04429**	**.00038**	**.00246**	**11.504**	**6.5488**	**.00264**	**103.18**	F **26.105**	**.00056**
Stddev	.00062	.00015	.00002	.061	.0393	.00082	.16	.024	.00007
%RSD	1.4082	40.208	.66738	.53325	.60003	31.122	.15225	.09334	12.751
#1	.04385	.00048	.00247	11.461	6.5210	.00206	103.07	26.088	.00061
#2	.04473	.00027	.00245	11.548	6.5766	.00321	103.29	26.123	.00051
Check ?	Chk Pass	Chk Pass	Chk Pass	Chk Pass	Chk Pass	Chk Pass	Chk Pass	Chk Fail	Chk Pass
High Limit								20.000	
Low Limit								-.02000	

Elem	Na8183	Ni2316	P_1782	Pb2203	S_1820	Sb2068	Se1960	Si2881	Sn1899
Line	818.326 { 41}	231.604 {446}	178.284 {489}	220.353 {453}	182.034 {485}	206.833 {463}	196.090 {472}	288.158 {117}	189.989 {477}
Units	ppm	ppm	ppm	ppm	ppm	ppm	ppm	ppm	ppm
Avg	W **701.81**	**.01596**	**1.0546**	W **-.00313**	**30.047**	**-.00168**	**.01168**	**6.3791**	**-.00127**
Stddev	2.54	.00042	.0025	.00046	.036	.00294	.00370	.0049	.00076
%RSD	.36166	2.6272	.23956	14.658	.11925	174.23	31.691	.07730	59.690
#1	700.02	.01567	1.0564	-.00346	30.073	-.00376	.01430	6.3756	-.00181
#2	703.60	.01626	1.0528	-.00281	30.022	.00039	.00907	6.3826	-.00074
Check ?	Chk Warn	Chk Pass	Chk Pass	Chk Warn	Chk Pass	Chk Pass	Chk Pass	Chk Pass	Chk Pass
High Limit	500.00			10.000					
Low Limit	10.000			-.00300					

Elem	Sr4077	Th2837	Ti3349	Tl1908	U_3701	V_2924	Zn2062	Zr3391
Line	407.771 { 83}	283.730 {119}	334.904 {101}	190.856 {477}	370.152 { 91}	292.402 {115}	206.200 {163}	339.198 { 99}
Units	ppm	ppm	ppm	ppm	ppm	ppm	ppm	ppm
Avg	**.52519**	W **-.01108**	**.00269**	**-.00875**	**-.00478**	**-.00382**	**.00662**	**.00066**
Stddev	.00155	.00172	.00012	.00219	.03968	.00028	.00016	.00049
%RSD	.29520	15.497	4.3422	24.987	829.33	7.3835	2.4661	74.177
#1	.52409	-.01229	.00277	-.01030	.02327	-.00402	.00650	.00100
#2	.52628	-.00986	.00261	-.00721	-.03284	-.00362	.00673	.00031
Check ?	Chk Pass	Chk Warn	Chk Pass	Chk Pass	Chk Pass	Chk Pass	Chk Pass	Chk Pass
High Limit		45.000						
Low Limit		-.01000						

Int. Std.	Y_2243	Y_3600	Y_3774
Line	224.306 {450}	360.073 { 94}	377.433 { 89}
Units	Cts/S	Cts/S	Cts/S
Avg	**1349.0**	**27353.**	**5419.7**
Stddev	.5	27.	8.8
%RSD	.03390	.10044	.16247
#1	1349.3	27373.	5426.0
#2	1348.6	27334.	5413.5

Sample Name: 280-83127-A-1-A Acquired: 5/20/2016 21:27:07 Type: Unk
Method: 6500_026(v10) Mode: CONC Corr. Factor: 1.000000
User: kellyca Custom ID1: Custom ID2: Custom ID3:
Comment: 325558 6010b

Elem	Ag3280	Al1670	As1890	B_2089	Ba4554	Be3130	Bi2230	Ca3179	Cd2288
Line	328.068 {103}	167.079 {502}	189.042 {478}	208.959 {461}	455.403 { 74}	313.042 {108}	223.061 {451}	317.933 {106}	228.802 {447}
Units	ppm	ppm	ppm	ppm	ppm	ppm	ppm	ppm	ppm
Avg	**.00003**	**.02009**	**-.00055**	**.74457**	**.05020**	**-.00018**	**-.00008**	**299.52**	**.00030**
Stddev	.00084	.00326	.00061	.00115	.00025	.00002	.00002	.74	.00020
%RSD	3189.7	16.241	111.27	.15390	.49761	12.535	24.520	.24584	64.681
#1	.00062	.01778	-.00098	.74538	.05002	-.00016	-.00010	298.99	.00044
#2	-.00057	.02240	-.00012	.74376	.05038	-.00019	-.00007	300.04	.00016
Check ?	Chk Pass	Chk Pass	Chk Pass	Chk Pass	Chk Pass	Chk Pass	Chk Pass	Chk Pass	Chk Pass
High Limit									
Low Limit									

Elem	Co2286	Cr2055	Cu3247	Fe2599	K_7664	Li6707	Mg2790	Mn2576	Mo2020
Line	228.616 {447}	205.560 {464}	324.754 {104}	259.940 {130}	766.490 { 44}	670.784 { 50}	279.079 {121}2	257.610 {131}	202.030 {467}
Units	ppm	ppm	ppm	ppm	ppm	ppm	ppm	ppm	ppm
Avg	**.00128**	**.00047**	**.00318**	**2.0832**	**.65390**	**.00120**	**40.077**	**2.3572**	**.00040**
Stddev	.00007	.00005	.00023	.0004	.02917	.00176	.000	.0035	.00019
%RSD	5.5527	10.980	7.2744	.01695	4.4611	146.46	.00079	.14737	48.081
#1	.00133	.00050	.00302	2.0830	.67453	-.00004	40.077	2.3548	.00026
#2	.00123	.00043	.00335	2.0835	.63328	.00245	40.077	2.3597	.00054
Check ?	Chk Pass	Chk Pass	Chk Pass	Chk Pass	Chk Pass	Chk Pass	Chk Pass	Chk Pass	Chk Pass
High Limit									
Low Limit									

Elem	Na8183	Ni2316	P_1782	Pb2203	S_1820	Sb2068	Se1960	Si2881	Sn1899
Line	818.326 { 41}	231.604 {446}	178.284 {489}	220.353 {453}	182.034 {485}	206.833 {463}	196.090 {472}	288.158 {117}	189.989 {477}
Units	ppm	ppm	ppm	ppm	ppm	ppm	ppm	ppm	ppm
Avg	**34.368**	**.00873**	**.45016**	**-.00170**	F **257.30**	**.00206**	**-.00065**	**4.3176**	**.00117**
Stddev	.005	.00160	.00136	.00087	.27	.00278	.00475	.0108	.00036
%RSD	.01390	18.317	.30270	50.901	.10325	135.14	729.64	.24994	30.496
#1	34.364	.00760	.44920	-.00109	257.49	.00403	.00271	4.3252	.00142
#2	34.371	.00986	.45112	-.00232	257.11	.00009	-.00401	4.3099	.00092
Check ?	Chk Pass	Chk Pass	Chk Pass	Chk Pass	Chk Fail	Chk Pass	Chk Pass	Chk Pass	Chk Pass
High Limit					200.00				
Low Limit					-.02000				

Elem	Sr4077	Th2837	Ti3349	Tl1908	U_3701	V_2924	Zn2062	Zr3391
Line	407.771 { 83}	283.730 {119}	334.904 {101}	190.856 {477}	370.152 { 91}	292.402 {115}	206.200 {163}	339.198 { 99}
Units	ppm	ppm	ppm	ppm	ppm	ppm	ppm	ppm
Avg	**.82641**	**-.00654**	**.00116**	**-.00294**	**.02659**	**.00114**	**.00484**	**.00433**
Stddev	.00201	.00116	.00023	.00215	.00766	.00066	.00115	.00110
%RSD	.24321	17.666	19.451	73.262	28.799	57.882	23.802	25.358
#1	.82499	-.00572	.00100	-.00142	.02117	.00067	.00402	.00355
#2	.82783	-.00736	.00132	-.00446	.03200	.00160	.00565	.00511
Check ?	Chk Pass	Chk Pass	Chk Pass	Chk Pass	Chk Pass	Chk Pass	Chk Pass	Chk Pass
High Limit								
Low Limit								

Int. Std.	Y_2243	Y_3600	Y_3774
Line	224.306 {450}	360.073 { 94}	377.433 { 89}
Units	Cts/S	Cts/S	Cts/S
Avg	**1448.8**	**30150.**	**5764.2**
Stddev	2.8	68.	22.9
%RSD	.19614	.22537	.39812
#1	1446.8	30198.	5780.4
#2	1450.8	30102.	5748.0

Sample Name: 280-83127-A-1-Asd@5 Acquired: 5/20/2016 21:29:53 Type: Unk
Method: 6500_026(v10) Mode: CONC Corr. Factor: 1.000000
User: kellyca Custom ID1: Custom ID2: Custom ID3:
Comment: 325558 6010b

Elem	Ag3280	Al1670	As1890	B_2089	Ba4554	Be3130	Bi2230	Ca3179	Cd2288
Line	328.068 {103}	167.079 {502}	189.042 {478}	208.959 {461}	455.403 { 74}	313.042 {108}	223.061 {451}	317.933 {106}	228.802 {447}
Units	ppm	ppm	ppm	ppm	ppm	ppm	ppm	ppm	ppm
Avg	**.00021**	**.00505**	**-.00527**	**.14743**	**.00983**	**-.00014**	**-.00189**	**59.583**	**-.00004**
Stddev	.00026	.00070	.00027	.00152	.00014	.00001	.00195	.052	.00014
%RSD	124.40	13.923	5.1403	1.0330	1.4046	8.0031	103.40	.08809	307.57
#1	.00039	.00456	-.00547	.14850	.00973	-.00014	-.00051	59.546	-.00014
#2	.00002	.00555	-.00508	.14635	.00993	-.00013	-.00327	59.621	.00005
Check ?	Chk Pass	Chk Pass	Chk Pass	Chk Pass	Chk Pass	Chk Pass	Chk Pass	Chk Pass	Chk Pass
High Limit									
Low Limit									

Elem	Co2286	Cr2055	Cu3247	Fe2599	K_7664	Li6707	Mg2790	Mn2576	Mo2020
Line	228.616 {447}	205.560 {464}	324.754 {104}	259.940 {130}	766.490 { 44}	670.784 { 50}	279.079 {121}2	257.610 {131}	202.030 {467}
Units	ppm	ppm	ppm	ppm	ppm	ppm	ppm	ppm	ppm
Avg	**.00011**	**-.00005**	**.00053**	**.43263**	**.14208**	**-.00044**	**8.0055**	**.48056**	**-.00003**
Stddev	.00015	.00019	.00011	.00358	.01618	.00096	.0418	.00125	.00004
%RSD	131.51	387.16	20.621	.82670	11.386	215.42	.52246	.25978	104.54
#1	.00001	.00008	.00060	.43010	.13064	-.00112	7.9759	.47968	-.00001
#2	.00022	-.00018	.00045	.43516	.15351	.00023	8.0350	.48144	-.00006
Check ?	Chk Pass	Chk Pass	Chk Pass	Chk Pass	Chk Pass	Chk Pass	Chk Pass	Chk Pass	Chk Pass
High Limit									
Low Limit									

Elem	Na5895	Ni2316	P_1782	Pb2203	S_1820	Sb2068	Se1960	Si2881	Sn1899
Line	589.592 { 57}	231.604 {446}	178.284 {489}	220.353 {453}	182.034 {485}	206.833 {463}	196.090 {472}	288.158 {117}	189.989 {477}
Units	ppm	ppm	ppm	ppm	ppm	ppm	ppm	ppm	ppm
Avg	**6.7451**	**.00143**	**.07928**	**-.00068**	**48.531**	**.00177**	**-.00130**	**.84058**	**.00020**
Stddev	.0138	.00011	.00291	.00003	.041	.00048	.00369	.00703	.00056
%RSD	.20483	7.7606	3.6665	5.0835	.08394	26.959	283.25	.83619	281.37
#1	6.7353	.00135	.08133	-.00071	48.559	.00143	-.00391	.84555	-.00020
#2	6.7549	.00150	.07722	-.00066	48.502	.00211	.00131	.83561	.00059
Check ?	Chk Pass	Chk Pass	Chk Pass	Chk Pass	Chk Pass	Chk Pass	Chk Pass	Chk Pass	Chk Pass
High Limit									
Low Limit									

Elem	Sr4077	Th2837	Ti3349	Tl1908	U_3701	V_2924	Zn2062	Zr3391
Line	407.771 { 83}	283.730 {119}	334.904 {101}	190.856 {477}	370.152 { 91}	292.402 {115}	206.200 {163}	339.198 { 99}
Units	ppm	ppm	ppm	ppm	ppm	ppm	ppm	ppm
Avg	**.16350**	**-.00593**	**.00023**	**-.00399**	**-.00765**	**-.00005**	**.00176**	**.00042**
Stddev	.00023	.00147	.00051	.00140	.01276	.00038	.00020	.00023
%RSD	.14117	24.754	225.06	35.080	166.66	694.88	11.265	56.109
#1	.16367	-.00489	.00059	-.00498	.00137	-.00032	.00162	.00058
#2	.16334	-.00697	-.00013	-.00300	-.01667	.00021	.00190	.00025
Check ?	Chk Pass	Chk Pass	Chk Pass	Chk Pass	Chk Pass	Chk Pass	Chk Pass	Chk Pass
High Limit								
Low Limit								

Int. Std.	Y_2243	Y_3600	Y_3774
Line	224.306 {450}	360.073 { 94}	377.433 { 89}
Units	Cts/S	Cts/S	Cts/S
Avg	**1528.5**	**31491.**	**5761.9**
Stddev	3.1	104.	3.7
%RSD	.19985	.33086	.06443
#1	1526.3	31564.	5759.3
#2	1530.6	31417.	5764.5

Sample Name: 280-83127-A-1-B MS Acquired: 5/20/2016 21:32:38 Type: Unk
Method: 6500_026(v10) Mode: CONC Corr. Factor: 1.000000
User: kellyca Custom ID1: Custom ID2: Custom ID3:
Comment: 325558 6010b

Elem	Ag3280	Al1670	As1890	B_2089	Ba4554	Be3130	Bi2230	Ca3179	Cd2288
Line	328.068 {103}	167.079 {502}	189.042 {478}	208.959 {461}	455.403 { 74}	313.042 {108}	223.061 {451}	317.933 {106}	228.802 {447}
Units	ppm	ppm	ppm	ppm	ppm	ppm	ppm	ppm	ppm
Avg	**.05363**	**2.0380**	**1.1433**	**1.8932**	**2.1156**	**.05199**	**2.3332**	**349.05**	**.11054**
Stddev	.00143	.0003	.0029	.0058	.0004	.00006	.0146	.11	.00045
%RSD	2.6582	.01422	.25365	.30844	.01928	.11878	.62472	.03066	.41139
#1	.05263	2.0382	1.1454	1.8974	2.1153	.05194	2.3435	348.98	.11086
#2	.05464	2.0378	1.1413	1.8891	2.1159	.05203	2.3229	349.13	.11021
Check ?	Chk Pass	Chk Pass	Chk Pass	Chk Pass	Chk Pass	Chk Pass	Chk Pass	Chk Pass	Chk Pass
High Limit									
Low Limit									

Elem	Co2286	Cr2055	Cu3247	Fe2599	K_7664	Li6707	Mg2790	Mn2576	Mo2020
Line	228.616 {447}	205.560 {464}	324.754 {104}	259.940 {130}	766.490 { 44}	670.784 { 50}	279.079 {121}2	257.610 {131}	202.030 {467}
Units	ppm	ppm	ppm	ppm	ppm	ppm	ppm	ppm	ppm
Avg	**.51680**	W **.20873**	**.27315**	**3.0610**	**57.456**	**1.1588**	**91.336**	**2.8048**	**1.0917**
Stddev	.00133	.00018	.00046	.0005	.054	.0003	.071	.0039	.0022
%RSD	.25666	.08565	.16841	.01651	.09433	.02471	.07821	.13764	.20558
#1	.51774	.20885	.27283	3.0607	57.418	1.1586	91.286	2.8021	1.0933
#2	.51586	.20860	.27348	3.0614	57.494	1.1590	91.387	2.8076	1.0902
Check ?	Chk Pass	Chk Warn	Chk Pass	Chk Pass	Chk Pass	Chk Pass	Chk Pass	Chk Pass	Chk Pass
High Limit		.10000							
Low Limit		-.01000							

Elem	Na8183	Ni2316	P_1782	Pb2203	S_1820	Sb2068	Se1960	Si2881	Sn1899
Line	818.326 { 41}	231.604 {446}	178.284 {489}	220.353 {453}	182.034 {485}	206.833 {463}	196.090 {472}	288.158 {117}	189.989 {477}
Units	ppm	ppm	ppm	ppm	ppm	ppm	ppm	ppm	ppm
Avg	**88.483**	**.51131**	**12.082**	**.52704**	F **262.51**	**.56498**	**2.2965**	**14.730**	**2.0221**
Stddev	.250	.00181	.011	.00066	.40	.00156	.0117	.039	.0072
%RSD	.28203	.35415	.09369	.12526	.15169	.27537	.50890	.26150	.35484
#1	88.306	.51003	12.074	.52657	262.80	.56388	2.3047	14.757	2.0272
#2	88.659	.51259	12.090	.52751	262.23	.56608	2.2882	14.702	2.0170
Check ?	Chk Pass	Chk Pass	Chk Pass	Chk Pass	Chk Fail	Chk Pass	Chk Pass	Chk Pass	Chk Pass
High Limit					200.00				
Low Limit					-.02000				

Elem	Sr4077	Th2837	Ti3349	Tl1908	U_3701	V_2924	Zn2062	Zr3391
Line	407.771 { 83}	283.730 {119}	334.904 {101}	190.856 {477}	370.152 { 91}	292.402 {115}	206.200 {163}	339.198 { 99}
Units	ppm	ppm	ppm	ppm	ppm	ppm	ppm	ppm
Avg	**1.8167**	**1.0038**	**.98245**	**1.9954**	**2.1348**	**.49137**	**.49703**	**.50569**
Stddev	.0017	.0018	.00170	.0035	.0022	.00191	.00271	.00368
%RSD	.09452	.18198	.17328	.17361	.10562	.38782	.54565	.72765
#1	1.8155	1.0051	.98125	1.9930	2.1364	.49002	.49512	.50309
#2	1.8179	1.0025	.98365	1.9979	2.1332	.49272	.49895	.50829
Check ?	Chk Pass	Chk Pass	Chk Pass	Chk Pass	Chk Pass	Chk Pass	Chk Pass	Chk Pass
High Limit								
Low Limit								

Int. Std.	Y_2243	Y_3600	Y_3774
Line	224.306 {450}	360.073 { 94}	377.433 { 89}
Units	Cts/S	Cts/S	Cts/S
Avg	**1421.2**	**29510.**	**5633.2**
Stddev	2.4	5.	6.4
%RSD	.17056	.01648	.11305
#1	1419.5	29507.	5637.7
#2	1422.9	29513.	5628.6

Sample Name: 280-83127-A-1-C MSD Acquired: 5/20/2016 21:35:13 Type: Unk
Method: 6500_026(v10) Mode: CONC Corr. Factor: 1.000000
User: kellyca Custom ID1: Custom ID2: Custom ID3:
Comment: 325558 6010b

Elem	Ag3280	Al1670	As1890	B_2089	Ba4554	Be3130	Bi2230	Ca3179	Cd2288
Line	328.068 {103}	167.079 {502}	189.042 {478}	208.959 {461}	455.403 { 74}	313.042 {108}	223.061 {451}	317.933 {106}	228.802 {447}
Units	ppm	ppm	ppm	ppm	ppm	ppm	ppm	ppm	ppm
Avg	**.05267**	**2.0104**	**1.1283**	**1.8730**	**2.0982**	**.05150**	**2.3166**	**347.61**	**.10972**
Stddev	.00054	.0032	.0014	.0085	.0102	.00041	.0038	2.39	.00016
%RSD	1.0338	.15912	.12570	.45446	.48541	.79615	.16266	.68694	.14783
#1	.05228	2.0127	1.1293	1.8670	2.0910	.05121	2.3140	345.92	.10960
#2	.05305	2.0082	1.1273	1.8791	2.1054	.05179	2.3193	349.30	.10983
Check ?	Chk Pass	Chk Pass	Chk Pass	Chk Pass	Chk Pass	Chk Pass	Chk Pass	Chk Pass	Chk Pass
High Limit									
Low Limit									

Elem	Co2286	Cr2055	Cu3247	Fe2599	K_7664	Li6707	Mg2790	Mn2576	Mo2020
Line	228.616 {447}	205.560 {464}	324.754 {104}	259.940 {130}	766.490 { 44}	670.784 { 50}	279.079 {121}2	257.610 {131}	202.030 {467}
Units	ppm	ppm	ppm	ppm	ppm	ppm	ppm	ppm	ppm
Avg	**.51183**	W **.20725**	**.26881**	**3.0636**	**57.044**	**1.1505**	**89.802**	**2.7778**	**1.0851**
Stddev	.00210	.00021	.00063	.0319	.289	.0035	.156	.0070	.0018
%RSD	.40979	.10110	.23288	1.0395	.50720	.30792	.17384	.25282	.16305
#1	.51035	.20740	.26837	3.0411	56.839	1.1480	89.912	2.7828	1.0863
#2	.51331	.20711	.26925	3.0861	57.249	1.1530	89.692	2.7728	1.0838
Check ?	Chk Pass	Chk Warn	Chk Pass	Chk Pass	Chk Pass	Chk Pass	Chk Pass	Chk Pass	Chk Pass
High Limit		.10000							
Low Limit		-.01000							

Elem	Na8183	Ni2316	P_1782	Pb2203	S_1820	Sb2068	Se1960	Si2881	Sn1899
Line	818.326 { 41}	231.604 {446}	178.284 {489}	220.353 {453}	182.034 {485}	206.833 {463}	196.090 {472}	288.158 {117}	189.989 {477}
Units	ppm	ppm	ppm	ppm	ppm	ppm	ppm	ppm	ppm
Avg	**87.994**	**.50594**	**11.927**	**.51980**	F **259.30**	**.56295**	**2.2711**	**14.622**	**2.0108**
Stddev	.656	.00029	.057	.00082	.69	.00754	.0051	.060	.0047
%RSD	.74561	.05776	.47902	.15755	.26744	1.3385	.22536	.41252	.23629
#1	87.530	.50615	11.887	.51922	258.81	.55763	2.2674	14.579	2.0075
#2	88.458	.50573	11.967	.52038	259.79	.56828	2.2747	14.665	2.0142
Check ?	Chk Pass	Chk Pass	Chk Pass	Chk Pass	Chk Fail	Chk Pass	Chk Pass	Chk Pass	Chk Pass
High Limit					200.00				
Low Limit					-.02000				

Elem	Sr4077	Th2837	Ti3349	Tl1908	U_3701	V_2924	Zn2062	Zr3391
Line	407.771 { 83}	283.730 {119}	334.904 {101}	190.856 {477}	370.152 { 91}	292.402 {115}	206.200 {163}	339.198 { 99}
Units	ppm	ppm	ppm	ppm	ppm	ppm	ppm	ppm
Avg	**1.8041**	**.99035**	**.96947**	**1.9778**	**2.1296**	**.48474**	**.49668**	**.50401**
Stddev	.0123	.00401	.00156	.0001	.0075	.00120	.00240	.00491
%RSD	.68158	.40458	.16122	.00730	.35181	.24844	.48264	.97496
#1	1.7954	.99318	.97057	1.9777	2.1243	.48559	.49837	.50053
#2	1.8128	.98751	.96836	1.9779	2.1349	.48389	.49498	.50748
Check ?	Chk Pass	Chk Pass	Chk Pass	Chk Pass	Chk Pass	Chk Pass	Chk Pass	Chk Pass
High Limit								
Low Limit								

Int. Std.	Y_2243	Y_3600	Y_3774
Line	224.306 {450}	360.073 { 94}	377.433 { 89}
Units	Cts/S	Cts/S	Cts/S
Avg	**1423.2**	**29477.**	**5575.2**
Stddev	1.5	74.	32.1
%RSD	.10793	.25118	.57562
#1	1424.3	29425.	5597.9
#2	1422.1	29530.	5552.5

Sample Name: 280-83127-A-2-A Acquired: 5/20/2016 21:37:49 Type: Unk
Method: 6500_026(v10) Mode: CONC Corr. Factor: 1.000000
User: kellyca Custom ID1: Custom ID2: Custom ID3:
Comment: 325558 6010b

Elem	Ag3280	Al1670	As1890	B_2089	Ba4554	Be3130	Bi2230	Ca3179	Cd2288
Line	328.068 {103}	167.079 {502}	189.042 {478}	208.959 {461}	455.403 { 74}	313.042 {108}	223.061 {451}	317.933 {106}	228.802 {447}
Units	ppm	ppm	ppm	ppm	ppm	ppm	ppm	ppm	ppm
Avg	**.00006**	**.00593**	**-.00438**	**.02711**	**.04146**	**-.00009**	**.00098**	**133.27**	**.00046**
Stddev	.00058	.00094	.00600	.00066	.00010	.00008	.00350	.22	.00044
%RSD	1017.2	15.805	137.05	2.4290	.25026	92.842	356.63	.16741	94.969
#1	.00047	.00660	-.00014	.02758	.04154	-.00014	.00346	133.11	.00015
#2	-.00035	.00527	-.00862	.02665	.04139	-.00003	-.00149	133.43	.00077
Check ?	Chk Pass	Chk Pass	Chk Pass	Chk Pass	Chk Pass	Chk Pass	Chk Pass	Chk Pass	Chk Pass
High Limit									
Low Limit									

Elem	Co2286	Cr2055	Cu3247	Fe2599	K_7664	Li6707	Mg2790	Mn2576	Mo2020
Line	228.616 {447}	205.560 {464}	324.754 {104}	259.940 {130}	766.490 { 44}	670.784 { 50}	279.079 {121}2	257.610 {131}	202.030 {467}
Units	ppm	ppm	ppm	ppm	ppm	ppm	ppm	ppm	ppm
Avg	**.00030**	**.00053**	**.00159**	**.62742**	**2.0336**	**.00030**	**14.994**	**2.7569**	**.00152**
Stddev	.00003	.00006	.00007	.00542	.0037	.00093	.031	.0026	.00010
%RSD	10.300	11.869	4.4078	.86449	.18164	307.86	.20822	.09341	6.2658
#1	.00027	.00049	.00164	.63126	2.0310	-.00035	14.972	2.7587	.00146
#2	.00032	.00058	.00154	.62359	2.0362	.00096	15.016	2.7551	.00159
Check ?	Chk Pass	Chk Pass	Chk Pass	Chk Pass	Chk Pass	Chk Pass	Chk Pass	Chk Pass	Chk Pass
High Limit									
Low Limit									

Elem	Na8183	Ni2316	P_1782	Pb2203	S_1820	Sb2068	Se1960	Si2881	Sn1899
Line	818.326 { 41}	231.604 {446}	178.284 {489}	220.353 {453}	182.034 {485}	206.833 {463}	196.090 {472}	288.158 {117}	189.989 {477}
Units	ppm	ppm	ppm	ppm	ppm	ppm	ppm	ppm	ppm
Avg	**15.264**	**.00701**	**.08692**	**-.00272**	**84.390**	**-.00004**	**.00369**	**5.6191**	**.00214**
Stddev	.045	.00008	.00355	.00012	.444	.00004	.00399	.0490	.00143
%RSD	.29310	1.1066	4.0808	4.5338	.52568	102.92	108.12	.87243	66.867
#1	15.232	.00706	.08942	-.00281	84.703	-.00006	.00087	5.5845	.00113
#2	15.295	.00695	.08441	-.00264	84.076	-.00001	.00652	5.6538	.00316
Check ?	Chk Pass	Chk Pass	Chk Pass	Chk Pass	Chk Pass	Chk Pass	Chk Pass	Chk Pass	Chk Pass
High Limit									
Low Limit									

Elem	Sr4077	Th2837	Ti3349	Tl1908	U_3701	V_2924	Zn2062	Zr3391
Line	407.771 { 83}	283.730 {119}	334.904 {101}	190.856 {477}	370.152 { 91}	292.402 {115}	206.200 {163}	339.198 { 99}
Units	ppm	ppm	ppm	ppm	ppm	ppm	ppm	ppm
Avg	**.27091**	**-.00668**	**.00038**	**-.00118**	**.01754**	**.00008**	**.00235**	**.00079**
Stddev	.00052	.00009	.00005	.00029	.00002	.00045	.00141	.00131
%RSD	.19019	1.3881	13.199	24.477	.08995	555.65	60.136	164.78
#1	.27054	-.00661	.00041	-.00097	.01755	.00040	.00135	.00172
#2	.27127	-.00674	.00034	-.00138	.01753	-.00024	.00335	-.00013
Check ?	Chk Pass	Chk Pass	Chk Pass	Chk Pass	Chk Pass	Chk Pass	Chk Pass	Chk Pass
High Limit								
Low Limit								

Int. Std.	Y_2243	Y_3600	Y_3774
Line	224.306 {450}	360.073 { 94}	377.433 { 89}
Units	Cts/S	Cts/S	Cts/S
Avg	**1498.5**	**31162.**	**5845.9**
Stddev	1.6	58.	7.3
%RSD	.10705	.18587	.12567
#1	1497.4	31121.	5851.1
#2	1499.6	31203.	5840.7

Sample Name: 280-83127-A-3-A Acquired: 5/20/2016 21:40:35 Type: Unk
Method: 6500_026(v10) Mode: CONC Corr. Factor: 1.000000
User: kellyca Custom ID1: Custom ID2: Custom ID3:
Comment: 325558 6010b

Elem	Ag3280	Al1670	As1890	B_2089	Ba4554	Be3130	Bi2230	Ca3179	Cd2288
Line	328.068 {103}	167.079 {502}	189.042 {478}	208.959 {461}	455.403 { 74}	313.042 {108}	223.061 {451}	317.933 {106}	228.802 {447}
Units	ppm	ppm	ppm	ppm	ppm	ppm	ppm	ppm	ppm
Avg	**.00159**	**.22031**	**.00521**	**.88715**	**.16994**	**-.00005**	**.00205**	**173.91**	**.00493**
Stddev	.00040	.00454	.00872	.00123	.00043	.00003	.00039	.26	.00038
%RSD	24.965	2.0630	167.33	.13838	.25132	62.626	18.881	.14960	7.7933
#1	.00131	.21709	.01137	.88802	.17024	-.00007	.00178	174.09	.00466
#2	.00187	.22352	-.00095	.88628	.16964	-.00003	.00233	173.72	.00520
Check ?	Chk Pass	Chk Pass	Chk Pass	Chk Pass	Chk Pass	Chk Pass	Chk Pass	Chk Pass	Chk Pass
High Limit									
Low Limit									

Elem	Co2286	Cr2055	Cu3247	Fe2599	K_7664	Li6707	Mg2790	Mn2576	Mo2020
Line	228.616 {447}	205.560 {464}	324.754 {104}	259.940 {130}	766.490 { 44}	670.784 { 50}	279.079 {121}2	257.610 {131}	202.030 {467}
Units	ppm	ppm	ppm	ppm	ppm	ppm	ppm	ppm	ppm
Avg	**.13433**	**.00206**	**.00232**	**38.816**	**1.3080**	**.00261**	**18.148**	F **23.040**	**-.00029**
Stddev	.00039	.00003	.00010	.184	.0001	.00009	.009	.112	.00053
%RSD	.29010	1.4258	4.1303	.47499	.00897	3.5368	.04989	.48483	181.31
#1	.13406	.00204	.00225	38.947	1.3079	.00254	18.141	23.119	-.00067
#2	.13461	.00209	.00239	38.686	1.3080	.00267	18.154	22.961	.00008
Check ?	Chk Pass	Chk Pass	Chk Pass	Chk Pass	Chk Pass	Chk Pass	Chk Pass	Chk Fail	Chk Pass
High Limit								20.000	
Low Limit								-.02000	

Elem	Na8183	Ni2316	P_1782	Pb2203	S_1820	Sb2068	Se1960	Si2881	Sn1899
Line	818.326 { 41}	231.604 {446}	178.284 {489}	220.353 {453}	182.034 {485}	206.833 {463}	196.090 {472}	288.158 {117}	189.989 {477}
Units	ppm	ppm	ppm	ppm	ppm	ppm	ppm	ppm	ppm
Avg	**70.270**	**.08152**	**1.4129**	**-.00155**	**61.384**	**.00183**	**.01008**	**9.3205**	**.00158**
Stddev	.093	.00053	.0027	.00151	.029	.00136	.00042	.0473	.00089
%RSD	.13294	.65160	.19115	97.490	.04759	74.148	4.1590	.50752	56.174
#1	70.336	.08115	1.4110	-.00262	61.364	.00279	.00979	9.3540	.00221
#2	70.204	.08190	1.4148	-.00048	61.405	.00087	.01038	9.2871	.00095
Check ?	Chk Pass	Chk Pass	Chk Pass	Chk Pass	Chk Pass	Chk Pass	Chk Pass	Chk Pass	Chk Pass
High Limit									
Low Limit									

Elem	Sr4077	Th2837	Ti3349	Tl1908	U_3701	V_2924	Zn2062	Zr3391
Line	407.771 { 83}	283.730 {119}	334.904 {101}	190.856 {477}	370.152 { 91}	292.402 {115}	206.200 {163}	339.198 { 99}
Units	ppm	ppm	ppm	ppm	ppm	ppm	ppm	ppm
Avg	**.40781**	**-.00999**	**.00582**	**-.00593**	**-.02147**	**-.00226**	**.02183**	**.00046**
Stddev	.00044	.00037	.00200	.00044	.00393	.00022	.00042	.00080
%RSD	.10693	3.7463	34.306	7.3609	18.322	9.6608	1.9049	173.88
#1	.40812	-.01025	.00723	-.00623	-.01868	-.00242	.02154	.00103
#2	.40751	-.00972	.00441	-.00562	-.02425	-.00211	.02213	-.00011
Check ?	Chk Pass	Chk Pass	Chk Pass	Chk Pass	Chk Pass	Chk Pass	Chk Pass	Chk Pass
High Limit								
Low Limit								

Int. Std.	Y_2243	Y_3600	Y_3774
Line	224.306 {450}	360.073 { 94}	377.433 { 89}
Units	Cts/S	Cts/S	Cts/S
Avg	**1473.2**	**30494.**	**5711.3**
Stddev	1.7	315.	5.0
%RSD	.11791	1.0329	.08818
#1	1474.4	30272.	5714.9
#2	1472.0	30717.	5707.7

Sample Name: 280-83127-A-4-A Acquired: 5/20/2016 21:43:25 Type: Unk
Method: 6500_026(v10) Mode: CONC Corr. Factor: 1.000000
User: kellyca Custom ID1: Custom ID2: Custom ID3:
Comment: 325558 6010b

Elem	Ag3280	Al1670	As1890	B_2089	Ba4554	Be3130	Bi2230	Ca3179	Cd2288
Line	328.068 {103}	167.079 {502}	189.042 {478}	208.959 {461}	455.403 { 74}	313.042 {108}	223.061 {451}	317.933 {106}	228.802 {447}
Units	ppm	ppm	ppm	ppm	ppm	ppm	ppm	ppm	ppm
Avg	**.00038**	**.01992**	**-.00393**	**.01378**	**.04208**	**-.00006**	**-.00434**	**24.607**	**.00035**
Stddev	.00013	.00027	.00129	.00071	.00028	.00005	.00112	.034	.00006
%RSD	33.609	1.3615	32.721	5.1855	.65623	94.779	25.780	.13644	18.295
#1	.00047	.01973	-.00484	.01428	.04188	-.00010	-.00513	24.631	.00039
#2	.00029	.02011	-.00302	.01327	.04227	-.00002	-.00354	24.583	.00030
Check ?	Chk Pass	Chk Pass	Chk Pass	Chk Pass	Chk Pass	Chk Pass	Chk Pass	Chk Pass	Chk Pass
High Limit									
Low Limit									

Elem	Co2286	Cr2055	Cu3247	Fe2599	K_7664	Li6707	Mg2790	Mn2576	Mo2020
Line	228.616 {447}	205.560 {464}	324.754 {104}	259.940 {130}	766.490 { 44}	670.784 { 50}	279.079 {121}2	257.610 {131}	202.030 {467}
Units	ppm	ppm	ppm	ppm	ppm	ppm	ppm	ppm	ppm
Avg	**-.00074**	**.00071**	**.00036**	**.04687**	**.35826**	**.00062**	**2.3677**	**.01647**	**.00041**
Stddev	.00008	.00002	.00001	.00061	.02669	.00003	.0145	.00042	.00041
%RSD	10.744	2.9617	3.1259	1.2978	7.4498	5.2391	.61256	2.5769	99.669
#1	-.00069	.00069	.00037	.04644	.37713	.00060	2.3575	.01677	.00012
#2	-.00080	.00072	.00035	.04730	.33939	.00065	2.3780	.01617	.00070
Check ?	Chk Pass	Chk Pass	Chk Pass	Chk Pass	Chk Pass	Chk Pass	Chk Pass	Chk Pass	Chk Pass
High Limit									
Low Limit									

Elem	Na5895	Ni2316	P_1782	Pb2203	S_1820	Sb2068	Se1960	Si2881	Sn1899
Line	589.592 { 57}	231.604 {446}	178.284 {489}	220.353 {453}	182.034 {485}	206.833 {463}	196.090 {472}	288.158 {117}	189.989 {477}
Units	ppm	ppm	ppm	ppm	ppm	ppm	ppm	ppm	ppm
Avg	**3.5206**	**.00139**	**.23069**	**.00140**	**13.366**	**.00263**	**-.00274**	**6.6087**	**-.00023**
Stddev	.0133	.00024	.00140	.00018	.022	.00064	.00302	.0046	.00031
%RSD	.37665	17.620	.60653	12.974	.16126	24.450	110.12	.06920	136.26
#1	3.5112	.00156	.23168	.00127	13.351	.00309	-.00061	6.6054	-.00001
#2	3.5300	.00121	.22970	.00153	13.381	.00218	-.00488	6.6119	-.00044
Check ?	Chk Pass	Chk Pass	Chk Pass	Chk Pass	Chk Pass	Chk Pass	Chk Pass	Chk Pass	Chk Pass
High Limit									
Low Limit									

Elem	Sr4077	Th2837	Ti3349	Tl1908	U_3701	V_2924	Zn2062	Zr3391
Line	407.771 { 83}	283.730 {119}	334.904 {101}	190.856 {477}	370.152 { 91}	292.402 {115}	206.200 {163}	339.198 { 99}
Units	ppm	ppm	ppm	ppm	ppm	ppm	ppm	ppm
Avg	**.06585**	**-.00486**	**.00035**	**-.00188**	**.02047**	**.00019**	**.00282**	**.00210**
Stddev	.00001	.00199	.00044	.00181	.00021	.00060	.00014	.00009
%RSD	.01068	41.001	124.48	96.186	1.0095	313.78	5.0445	4.4488
#1	.06585	-.00345	.00004	-.00060	.02033	-.00023	.00292	.00203
#2	.06586	-.00627	.00066	-.00316	.02062	.00061	.00272	.00217
Check ?	Chk Pass	Chk Pass	Chk Pass	Chk Pass	Chk Pass	Chk Pass	Chk Pass	Chk Pass
High Limit								
Low Limit								

Int. Std.	Y_2243	Y_3600	Y_3774
Line	224.306 {450}	360.073 { 94}	377.433 { 89}
Units	Cts/S	Cts/S	Cts/S
Avg	**1563.5**	**32230.**	**5783.8**
Stddev	.1	52.	13.2
%RSD	.00717	.16251	.22773
#1	1563.5	32267.	5774.5
#2	1563.6	32193.	5793.1

Sample Name: ccvh-3900196 Acquired: 5/20/2016 21:46:12 Type: QC
Method: 6500_026(v10) Mode: CONC Corr. Factor: 1.000000
User: kellyca Custom ID1: Custom ID2: Custom ID3:
Comment:

Elem	Ag3280	Al3092	As1890	B_2089	Ba4554	Be3130	Bi2230	Ca3179	Cd2288	Co2286	Cr2055	Cu3247	Fe2714
Units	ppm	ppm	ppm	ppm	ppm	ppm	ppm	ppm	ppm	ppm	ppm	ppm	ppm
Avg	**-.00160**	**47.771**	**-.00706**	**.00420**	**.00019**	**-.00037**	**1.0618**	**-.03898**	**-.00107**	**.00313**	**-.00070**	**.00689**	**48.059**
Stddev	.00033	.150	.00432	.00067	.00014	.00003	.0015	.00403	.00010	.00003	.00001	.00052	.015
%RSD	20.354	.31345	61.211	16.078	70.157	8.1099	.14225	10.350	9.5998	1.1175	1.0935	7.4759	.03200
#1	-.00137	47.665	-.00401	.00467	.00010	-.00039	1.0629	-.03613	-.00100	.00316	-.00069	.00725	48.070
#2	-.00183	47.877	-.01012	.00372	.00029	-.00035	1.0607	-.04184	-.00115	.00311	-.00070	.00653	48.048
Check ?	None	Chk Pass	None	None	None	None	Chk Pass	None	None	None	None	None	Chk Pass
Value													
Range													

Elem	K_7664	Li6707	Mg2790	Mn2576	Mo2020	Na8183	Ni2316	P_1782	Pb2203	S_1820	Sb2068	Se1960	Si2881
Units	ppm	ppm	ppm	ppm	ppm	ppm	ppm	ppm	ppm	ppm	ppm	ppm	ppm
Avg	**.03910**	**-.00116**	**.14202**	**-.00003**	**-.00269**	**258.75**	**-.00026**	**.00383**	**-.00040**	**5.0877**	**-.00289**	**.00144**	**.00241**
Stddev	.03990	.00016	.00533	.00004	.00047	.80	.00130	.00363	.00029	.0037	.00381	.00426	.00378
%RSD	102.06	13.520	3.7562	158.99	17.552	.30808	507.19	94.805	72.327	.07248	132.05	296.56	157.06
#1	.01088	-.00127	.13825	-.00006	-.00302	258.19	-.00118	.00639	-.00061	5.0851	-.00558	.00444	.00508
#2	.06731	-.00105	.14579	.00000	-.00236	259.32	.00066	.00126	-.00020	5.0903	-.00019	-.00157	-.00027
Check ?	None	None	None	None	None	Chk Pass	None	None	None	Chk Pass	None	None	None
Value													
Range													

Elem	Sn1899	Sr4077	Th2837	Ti3349	Tl1908	U_3701	V_2924	Zn2062	Zr3391
Units	ppm	ppm	ppm	ppm	ppm	ppm	ppm	ppm	ppm
Avg	**.00180**	**.00030**	**4.9686**	**.02554**	**-.00335**	**10.246**	**-.01636**	**-.00214**	**-.01343**
Stddev	.00176	.00001	.0222	.00024	.00216	.008	.00068	.00067	.00367
%RSD	97.764	4.3247	.44644	.92821	64.510	.07997	4.1287	31.468	27.293
#1	.00055	.00031	4.9842	.02537	-.00182	10.241	-.01684	-.00167	-.01603
#2	.00304	.00029	4.9529	.02571	-.00487	10.252	-.01588	-.00262	-.01084
Check ?	None	None	Chk Pass	None	None	Chk Pass	None	None	None
Value									
Range									

Int. Std.	Y_2243	Y_3600	Y_3774
Units	Cts/S	Cts/S	Cts/S
Avg	**1504.7**	**30310.**	**5605.6**
Stddev	3.2	147.	21.6
%RSD	.21378	.48440	.38543
#1	1507.0	30206.	5590.3
#2	1502.5	30414.	5620.8

Sample Name: ccv-3900195 Acquired: 5/20/2016 21:49:05 Type: QC
Method: 6500_026(v10) Mode: CONC Corr. Factor: 1.000000
User: kellyca Custom ID1: Custom ID2: Custom ID3:
Comment:

Elem	Ag3280	Al1670	As1890	B_2089	Ba4554	Be3130	Bi2230	Ca3179	Cd2288	Co2286	Cr2055	Cu3247	Fe2599
Units	ppm	ppm	ppm	ppm	ppm	ppm	ppm	ppm	ppm	ppm	ppm	ppm	ppm
Avg	**.49349**	**.52255**	**1.0234**	**.53506**	**.49692**	**.51375**	**-.00488**	**5.0109**	**.52240**	**.52234**	**.51500**	**.49507**	**2.4880**
Stddev	.00011	.00469	.0041	.00102	.00119	.00186	.00032	.0054	.00044	.00127	.00121	.00188	.0010
%RSD	.02285	.89737	.39972	.19091	.23995	.36241	6.6035	.10694	.08507	.24222	.23561	.37967	.04019
#1	.49341	.52587	1.0263	.53434	.49608	.51244	-.00465	5.0071	.52209	.52324	.51414	.49640	2.4873
#2	.49357	.51924	1.0205	.53578	.49776	.51507	-.00510	5.0147	.52271	.52145	.51585	.49374	2.4887
Check ?	Chk Pass	Chk Pass	Chk Pass	Chk Pass	Chk Pass	Chk Pass	None	Chk Pass	Chk Pass	Chk Pass	Chk Pass	Chk Pass	Chk Pass
Value													
Range													

Elem	K_7664	Li6707	Mg2790	Mn2576	Mo2020	Na5895	Ni2316	P_1782	Pb2203	S_1820	Sb2068	Se1960	Si2881
Units	ppm	ppm	ppm	ppm	ppm	ppm	ppm	ppm	ppm	ppm	ppm	ppm	ppm
Avg	**52.188**	**1.0781**	**20.088**	**.50257**	**.52052**	**5.2508**	**.50970**	**1.0181**	**1.0399**	**.00839**	**1.0339**	**1.0165**	**5.0512**
Stddev	.061	.0026	.016	.00126	.00198	.0067	.00033	.0032	.0009	.00324	.0013	.0028	.0405
%RSD	.11667	.24492	.08139	.25136	.37975	.12726	.06474	.31042	.08406	38.556	.12745	.27359	.80080
#1	52.145	1.0763	20.099	.50346	.52192	5.2556	.50993	1.0203	1.0405	.00611	1.0329	1.0184	5.0226
#2	52.231	1.0800	20.076	.50168	.51913	5.2461	.50946	1.0158	1.0393	.01068	1.0348	1.0145	5.0798
Check ?	Chk Pass	Chk Pass	Chk Pass	Chk Pass	Chk Pass	Chk Pass	Chk Pass	Chk Pass	Chk Pass	None	Chk Pass	Chk Pass	Chk Pass
Value													
Range													

Elem	Sn1899	Sr4077	Th2837	Ti3349	Tl1908	U_3701	V_2924	Zn2062	Zr3391
Units	ppm	ppm	ppm	ppm	ppm	ppm	ppm	ppm	ppm
Avg	**1.0045**	**.48687**	**-.00190**	**.47784**	**1.0414**	**.00697**	**.48021**	**.50472**	**.49879**
Stddev	.0012	.00086	.00098	.00025	.0014	.01954	.00017	.00253	.00153
%RSD	.11431	.17674	51.649	.05297	.13951	280.60	.03507	.50122	.30611
#1	1.0037	.48627	-.00120	.47802	1.0424	-.00685	.48033	.50294	.49987
#2	1.0054	.48748	-.00259	.47767	1.0404	.02079	.48010	.50651	.49771
Check ?	Chk Pass	Chk Pass	None	Chk Pass	Chk Pass	None	Chk Pass	Chk Pass	Chk Pass
Value									
Range									

Int. Std.	Y_2243	Y_3600	Y_3774
Units	Cts/S	Cts/S	Cts/S
Avg	**1539.2**	**31236.**	**5705.0**
Stddev	.5	12.	18.4
%RSD	.03320	.03821	.32222
#1	1539.5	31228.	5718.0
#2	1538.8	31245.	5692.0

Sample Name: ccb Acquired: 5/20/2016 21:51:45 Type: QC
Method: 6500_026(v10) Mode: CONC Corr. Factor: 1.000000
User: kellyca Custom ID1: Custom ID2: Custom ID3:
Comment:

Elem	Ag3280	Al1670	As1890	B_2089	Ba4554	Be3130	Bi2230	Ca3179	Cd2288	Co2286	Cr2055	Cu3247
Units	ppm	ppm	ppm	ppm	ppm	ppm	ppm	ppm	ppm	ppm	ppm	ppm
Avg	**-.00041**	**.00004**	**-.00152**	W **.00246**	**-.00013**	**-.00009**	**-.00409**	**.00509**	**.00024**	**-.00093**	**.00019**	**-.00054**
Stddev	.00024	.00072	.00060	.00123	.00002	.00010	.00062	.00066	.00008	.00022	.00016	.00053
%RSD	58.527	1619.8	39.709	50.031	12.354	115.36	15.205	13.062	33.117	23.140	83.633	97.562
#1	-.00024	-.00047	-.00195	.00333	-.00014	-.00002	-.00453	.00462	.00029	-.00108	.00031	-.00091
#2	-.00058	.00056	-.00109	.00159	-.00011	-.00016	-.00365	.00556	.00018	-.00078	.00008	-.00017
Check ?	Chk Pass	Chk Pass	Chk Pass	Chk Warn	Chk Pass	Chk Pass	None	Chk Pass	Chk Pass	Chk Pass	Chk Pass	Chk Pass
High Limit				.00156								
Low Limit				-.00156								

Elem	Fe2599	K_7664	Li6707	Mg2790	Mn2576	Mo2020	Na5895	Ni2316	P_1782	Pb2203	S_1820	Sb2068
Units	ppm	ppm	ppm	ppm	ppm	ppm	ppm	ppm	ppm	ppm	ppm	ppm
Avg	**.00620**	**.05556**	**-.00040**	**.00283**	W **.00028**	**.00046**	**.01768**	**-.00059**	**.00220**	**-.00044**	**.01150**	**.00052**
Stddev	.00091	.01052	.00048	.00254	.00004	.00013	.00455	.00014	.00392	.00014	.00288	.00058
%RSD	14.699	18.943	122.45	89.762	13.145	28.136	25.743	24.619	178.11	32.876	25.074	112.10
#1	.00684	.04812	-.00005	.00462	.00025	.00055	.01446	-.00048	-.00057	-.00054	.00946	.00011
#2	.00555	.06300	-.00074	.00103	.00031	.00037	.02090	-.00069	.00497	-.00034	.01354	.00094
Check ?	Chk Pass	Chk Pass	Chk Pass	Chk Pass	Chk Warn	Chk Pass	Chk Pass	Chk Pass	Chk Pass	Chk Pass	None	Chk Pass
High Limit					.00025							
Low Limit					-.00025							

Elem	Se1960	Si2881	Sn1899	Sr4077	Th2837	Ti3349	Tl1908	U_3701	V_2924	Zn2062	Zr3391
Units	ppm	ppm	ppm	ppm	ppm	ppm	ppm	ppm	ppm	ppm	ppm
Avg	**.00008**	**-.01274**	**.00117**	**-.00003**	**-.00235**	**.00028**	**-.00082**	**.00526**	**-.00000**	**-.00010**	**.00065**
Stddev	.00146	.00588	.00037	.00006	.00106	.00012	.00045	.01654	.00051	.00053	.00076
%RSD	1892.8	46.152	31.665	178.23	44.946	41.952	55.043	314.32	13713.	560.02	116.40
#1	.00111	-.00858	.00143	.00001	-.00160	.00020	-.00050	-.00643	-.00036	.00028	.00118
#2	-.00095	-.01689	.00091	-.00007	-.00310	.00036	-.00115	.01696	.00036	-.00047	.00011
Check ?	Chk Pass	Chk Pass	Chk Pass	Chk Pass	Chk Pass	Chk Pass	Chk Pass	Chk Pass	Chk Pass	Chk Pass	Chk Pass
High Limit											
Low Limit											

Int. Std.	Y_2243	Y_3600	Y_3774
Units	Cts/S	Cts/S	Cts/S
Avg	**1561.5**	**31904.**	**5583.9**
Stddev	3.2	78.	69.6
%RSD	.20614	.24307	1.2468
#1	1559.2	31959.	5534.7
#2	1563.8	31850.	5633.2

Sample Name: ccvl-3903059 Acquired: 5/20/2016 21:54:35 Type: QC
Method: 6500_026(v10) Mode: CONC Corr. Factor: 1.000000
User: kellyca Custom ID1: Custom ID2: Custom ID3:
Comment:

Elem	Ag3280	Al1670	As1890	B_2089	Ba4554	Be3130	Bi2230	Ca3179	Cd2288	Co2286	Cr2055	Cu3247	Fe2599	K_7664
Units	ppm	ppm	ppm	ppm	ppm	ppm	ppm	ppm	ppm	ppm	ppm	ppm	ppm	ppm
Avg	**.00981**	**.10860**	**.01642**	**.11036**	**.01002**	**.00089**	**.11508**	**.20520**	**.00535**	**.01039**	**.01037**	**.01470**	**.10675**	**3.2259**
Stddev	.00001	.00139	.00029	.00063	.00004	.00010	.00086	.00058	.00004	.00029	.00010	.00093	.00021	.0030
%RSD	.06962	1.2829	1.7391	.57222	.42272	11.372	.75073	.28264	.70254	2.7975	.95293	6.2973	.19281	.09243
#1	.00982	.10958	.01622	.10992	.01005	.00082	.11569	.20561	.00538	.01059	.01030	.01405	.10661	3.2238
#2	.00981	.10761	.01662	.11081	.00999	.00096	.11447	.20479	.00533	.01018	.01044	.01536	.10690	3.2280
Check ?	Chk Pass	Chk Pass	Chk Pass	Chk Pass	Chk Pass	Chk Pass	Chk Pass	Chk Pass	Chk Pass	Chk Pass	Chk Pass	Chk Pass	Chk Pass	Chk Pass
Value														
Range														

Elem	Li6707	Mg2790	Mn2576	Mo2020	Na5895	Ni2316	P_1782	Pb2203	S_1820	Sb2068	Se1960	Si2881	Sn1899	Sr4077
Units	ppm	ppm	ppm	ppm	ppm	ppm	ppm	ppm	ppm	ppm	ppm	ppm	ppm	ppm
Avg	**.01027**	**.20890**	**.01039**	**.02148**	**1.0673**	**.04218**	**3.0368**	**.00932**	**.00857**	**.02373**	**.01918**	**.49178**	**.10501**	**.00983**
Stddev	.00090	.00316	.00019	.00040	.0055	.00031	.0054	.00373	.00035	.00077	.00185	.00946	.00026	.00006
%RSD	8.7881	1.5104	1.8297	1.8537	.51296	.74209	.17859	39.981	4.0575	3.2275	9.6255	1.9238	.25012	.64132
#1	.01091	.20667	.01026	.02176	1.0634	.04240	3.0406	.00669	.00832	.02428	.02049	.49847	.10519	.00987
#2	.00963	.21113	.01053	.02120	1.0712	.04196	3.0330	.01196	.00882	.02319	.01788	.48510	.10482	.00978
Check ?	Chk Pass	Chk Pass	Chk Pass	Chk Pass	Chk Pass	Chk Pass	Chk Pass	Chk Pass	None	Chk Pass	Chk Pass	Chk Pass	Chk Pass	Chk Pass
Value														
Range														

Elem	Th2837	Ti3349	Tl1908	U_3701	V_2924	Zn2062	Zr3391
Units	ppm	ppm	ppm	ppm	ppm	ppm	ppm
Avg	**.01132**	**.00943**	**.01547**	**.06403**	**.00920**	**.02041**	**.01475**
Stddev	.00067	.00011	.00055	.01904	.00019	.00113	.00143
%RSD	5.8867	1.2108	3.5712	29.735	2.0631	5.5334	9.6814
#1	.01179	.00951	.01586	.05057	.00933	.01961	.01374
#2	.01085	.00935	.01508	.07750	.00906	.02121	.01576
Check ?	Chk Pass	Chk Pass	Chk Pass	Chk Pass	Chk Pass	Chk Pass	Chk Pass
Value							
Range							

Int. Std.	Y_2243	Y_3600	Y_3774
Units	Cts/S	Cts/S	Cts/S
Avg	**1562.2**	**32653.**	**5789.2**
Stddev	4.6	483.	18.0
%RSD	.29242	1.4789	.31110
#1	1559.0	32994.	5776.5
#2	1565.5	32311.	5802.0

Sample Name: MB 280-325999/1-A Acquired: 5/20/2016 21:57:24 Type: Unk
Method: 6500_026(v10) Mode: CONC Corr. Factor: 1.000000
User: kellyca Custom ID1: 5/19 Custom ID2: Custom ID3:
Comment: 325999 6010B

Elem	Ag3280	Al1670	As1890	B_2089	Ba4554	Be3130	Bi2230	Ca3179	Cd2288
Line	328.068 {103}	167.079 {502}	189.042 {478}	208.959 {461}	455.403 { 74}	313.042 {108}	223.061 {451}	317.933 {106}	228.802 {447}
Units	ppm	ppm	ppm	ppm	ppm	ppm	ppm	ppm	ppm
Avg	**.00057**	**.00226**	**.00018**	**.00112**	**-.00010**	**-.00014**	**-.00249**	**.01765**	**.00008**
Stddev	.00018	.00017	.00136	.00094	.00010	.00007	.00208	.00116	.00009
%RSD	30.945	7.3767	763.77	83.920	101.79	45.427	83.527	6.5877	113.77
#1	.00070	.00214	-.00078	.00045	-.00017	-.00010	-.00396	.01847	.00014
#2	.00045	.00238	.00114	.00178	-.00003	-.00019	-.00102	.01683	.00001
Check ?	Chk Pass	Chk Pass	Chk Pass	Chk Pass	Chk Pass	Chk Pass	Chk Pass	Chk Pass	Chk Pass
High Limit									
Low Limit									

Elem	Co2286	Cr2055	Cu3247	Fe2599	K_7664	Li6707	Mg2790	Mn2576	Mo2020
Line	228.616 {447}	205.560 {464}	324.754 {104}	259.940 {130}	766.490 { 44}	670.784 { 50}	279.079 {121}2	257.610 {131}	202.030 {467}
Units	ppm	ppm	ppm	ppm	ppm	ppm	ppm	ppm	ppm
Avg	**-.00061**	**.00327**	**-.00028**	**.00886**	**.03794**	**-.00065**	**.00594**	**.00039**	**.00010**
Stddev	.00005	.00002	.00017	.00102	.02915	.00000	.00225	.00003	.00026
%RSD	9.0161	.63917	60.007	11.541	76.837	.52739	37.823	8.2493	258.11
#1	-.00065	.00326	-.00039	.00958	.01733	-.00064	.00435	.00041	-.00008
#2	-.00057	.00329	-.00016	.00813	.05855	-.00065	.00752	.00037	.00028
Check ?	Chk Pass	Chk Pass	Chk Pass	Chk Pass	Chk Pass	Chk Pass	Chk Pass	Chk Pass	Chk Pass
High Limit									
Low Limit									

Elem	Na5895	Ni2316	P_1782	Pb2203	S_1820	Sb2068	Se1960	Si2881	Sn1899
Line	589.592 { 57}	231.604 {446}	178.284 {489}	220.353 {453}	182.034 {485}	206.833 {463}	196.090 {472}	288.158 {117}	189.989 {477}
Units	ppm	ppm	ppm	ppm	ppm	ppm	ppm	ppm	ppm
Avg	**.01509**	**-.00019**	**-.00014**	**.00001**	**.01416**	**.00035**	**.00158**	**.00064**	**.00117**
Stddev	.00312	.00020	.00249	.00101	.00085	.00401	.00476	.00048	.00068
%RSD	20.653	103.92	1817.1	10796.	5.9875	1140.1	301.76	75.462	57.869
#1	.01289	-.00033	.00162	-.00070	.01356	-.00248	-.00179	.00030	.00165
#2	.01730	-.00005	-.00189	.00072	.01475	.00318	.00494	.00098	.00069
Check ?	Chk Pass	Chk Pass	Chk Pass	Chk Pass	Chk Pass	Chk Pass	Chk Pass	Chk Pass	Chk Pass
High Limit									
Low Limit									

Elem	Sr4077	Th2837	Ti3349	Tl1908	U_3701	V_2924	Zn2062	Zr3391
Line	407.771 { 83}	283.730 {119}	334.904 {101}	190.856 {477}	370.152 { 91}	292.402 {115}	206.200 {163}	339.198 { 99}
Units	ppm	ppm	ppm	ppm	ppm	ppm	ppm	ppm
Avg	**.00003**	**-.00384**	**.00052**	**.00018**	**.00840**	**.00040**	**.00213**	**-.00095**
Stddev	.00006	.00061	.00018	.00224	.03418	.00002	.00010	.00050
%RSD	196.15	15.780	34.273	1250.6	406.96	6.0910	4.6605	52.207
#1	.00007	-.00341	.00039	.00176	-.01577	.00038	.00221	-.00060
#2	-.00001	-.00426	.00064	-.00141	.03257	.00041	.00206	-.00130
Check ?	Chk Pass	Chk Pass	Chk Pass	Chk Pass	Chk Pass	Chk Pass	Chk Pass	Chk Pass
High Limit								
Low Limit								

Int. Std.	Y_2243	Y_3600	Y_3774
Line	224.306 {450}	360.073 { 94}	377.433 { 89}
Units	Cts/S	Cts/S	Cts/S
Avg	**1570.6**	**32763.**	**5806.5**
Stddev	.3	100.	16.7
%RSD	.01785	.30588	.28696
#1	1570.4	32834.	5794.7
#2	1570.8	32692.	5818.2

Sample Name: LCS 280-325999/2-A Acquired: 5/20/2016 22:00:14 Type: Unk
Method: 6500_026(v10) Mode: CONC Corr. Factor: 1.000000
User: kellyca Custom ID1: Custom ID2: Custom ID3:
Comment: 325999 6010B

Elem	Ag3280	Al1670	As1890	B_2089	Ba4554	Be3130	Bi2230	Ca3179	Cd2288
Line	328.068 {103}	167.079 {502}	189.042 {478}	208.959 {461}	455.403 { 74}	313.042 {108}	223.061 {451}	317.933 {106}	228.802 {447}
Units	ppm	ppm	ppm	ppm	ppm	ppm	ppm	ppm	ppm
Avg	**.05155**	**2.0480**	**1.0888**	F **1.1353**	**2.0681**	**.05326**	F **2.2803**	**51.950**	**.10837**
Stddev	.00020	.0013	.0056	.0057	.0169	.00044	.0046	.350	.00005
%RSD	.39706	.06433	.51888	.50527	.81516	.82139	.20330	.67300	.04279
#1	.05169	2.0471	1.0928	1.1313	2.0562	.05295	2.2770	51.702	.10833
#2	.05140	2.0489	1.0848	1.1394	2.0800	.05357	2.2835	52.197	.10840
Check ?	Chk Pass	Chk Pass	Chk Pass	Chk Fail	Chk Pass	Chk Pass	Chk Fail	Chk Pass	Chk Pass
High Limit				1.1000			2.2000		
Low Limit				.89000			1.8000		

Elem	Co2286	Cr2055	Cu3247	Fe2599	K_7664	Li6707	Mg2790	Mn2576	Mo2020
Line	228.616 {447}	205.560 {464}	324.754 {104}	259.940 {130}	766.490 { 44}	670.784 { 50}	279.079 {121}2	257.610 {131}	202.030 {467}
Units	ppm	ppm	ppm	ppm	ppm	ppm	ppm	ppm	ppm
Avg	**.52805**	F **.21174**	**.26077**	**1.0384**	**55.026**	**1.1217**	**51.438**	**.50363**	F **1.1006**
Stddev	.00086	.00069	.00100	.0086	.497	.0128	.035	.00108	.0006
%RSD	.16352	.32786	.38536	.83159	.90398	1.1418	.06845	.21378	.05199
#1	.52866	.21125	.26148	1.0323	54.675	1.1126	51.463	.50439	1.1010
#2	.52744	.21223	.26006	1.0445	55.378	1.1307	51.413	.50287	1.1002
Check ?	Chk Pass	Chk Fail	Chk Pass	Chk Pass	Chk Pass	Chk Pass	Chk Pass	Chk Pass	Chk Fail
High Limit		.05750							1.1000
Low Limit		.04300							.90000

Elem	Na8183	Ni2316	P_1782	Pb2203	S_1820	Sb2068	Se1960	Si2881	Sn1899
Line	818.326 { 41}	231.604 {446}	178.284 {489}	220.353 {453}	182.034 {485}	206.833 {463}	196.090 {472}	288.158 {117}	189.989 {477}
Units	ppm	ppm	ppm	ppm	ppm	ppm	ppm	ppm	ppm
Avg	**53.349**	**.51658**	**10.985**	**.53610**	**2.1486**	F **.54675**	**2.1632**	**10.446**	**2.0400**
Stddev	.413	.00019	.011	.00007	.0144	.00168	.0008	.094	.0035
%RSD	.77471	.03678	.09664	.01340	.67033	.30743	.03887	.90323	.17033
#1	53.056	.51671	10.978	.53605	2.1588	.54556	2.1626	10.379	2.0424
#2	53.641	.51645	10.993	.53615	2.1384	.54793	2.1638	10.513	2.0375
Check ?	Chk Pass	Chk Pass	Chk Pass	Chk Pass	Chk Pass	Chk Fail	Chk Pass	Chk Pass	Chk Pass
High Limit						.54000			
Low Limit						.44000			

Elem	Sr4077	Th2837	Ti3349	Tl1908	U_3701	V_2924	Zn2062	Zr3391
Line	407.771 { 83}	283.730 {119}	334.904 {101}	190.856 {477}	370.152 { 91}	292.402 {115}	206.200 {163}	339.198 { 99}
Units	ppm	ppm	ppm	ppm	ppm	ppm	ppm	ppm
Avg	**.99690**	**1.0079**	**.97825**	**2.0849**	**2.1662**	**.48512**	**.50600**	**.51407**
Stddev	.00958	.0042	.00023	.0019	.0162	.00307	.00080	.00631
%RSD	.96083	.41141	.02321	.09213	.74599	.63239	.15721	1.2275
#1	.99012	1.0109	.97841	2.0836	2.1776	.48729	.50656	.50961
#2	1.0037	1.0050	.97809	2.0863	2.1548	.48295	.50543	.51854
Check ?	Chk Pass	Chk Pass	Chk Pass	Chk Pass	Chk Pass	Chk Pass	Chk Pass	Chk Pass
High Limit								
Low Limit								

Int. Std.	Y_2243	Y_3600	Y_3774
Line	224.306 {450}	360.073 { 94}	377.433 { 89}
Units	Cts/S	Cts/S	Cts/S
Avg	**1499.1**	**31000.**	**5684.9**
Stddev	.2	4.	32.6
%RSD	.01060	.01361	.57381
#1	1499.2	30997.	5707.9
#2	1499.0	31003.	5661.8

Sample Name: 280-83319-B-1-A Acquired: 5/20/2016 22:02:52 Type: Unk
Method: 6500_026(v10) Mode: CONC Corr. Factor: 1.000000
User: kellyca Custom ID1: Custom ID2: Custom ID3:
Comment: 325999 6010B

Elem	Ag3280	Al1670	As1890	B_2089	Ba4554	Be3130	Bi2230	Ca3179	Cd2288
Line	328.068 {103}	167.079 {502}	189.042 {478}	208.959 {461}	455.403 { 74}	313.042 {108}	223.061 {451}	317.933 {106}	228.802 {447}
Units	ppm	ppm	ppm	ppm	ppm	ppm	ppm	ppm	ppm
Avg	**.00011**	**.38272**	**.12256**	**8.3270**	**.39183**	**-.00011**	**-.00600**	**100.99**	**.00031**
Stddev	.00101	.00229	.00496	.0283	.00182	.00003	.00419	1.21	.00014
%RSD	931.11	.59829	4.0445	.34025	.46573	25.788	69.755	1.1996	45.911
#1	.00082	.38434	.11906	8.3471	.39054	-.00009	-.00896	100.13	.00021
#2	-.00061	.38110	.12607	8.3070	.39312	-.00013	-.00304	101.85	.00041
Check ?	Chk Pass	Chk Pass	Chk Pass	Chk Pass	Chk Pass	Chk Pass	Chk Pass	Chk Pass	Chk Pass
High Limit									
Low Limit									

Elem	Co2286	Cr2055	Cu3247	Fe2599	K_7664	Li6707	Mg2790	Mn2576	Mo2020
Line	228.616 {447}	205.560 {464}	324.754 {104}	259.940 {130}	766.490 { 44}	670.784 { 50}	279.079 {121}2	257.610 {131}	202.030 {467}
Units	ppm	ppm	ppm	ppm	ppm	ppm	ppm	ppm	ppm
Avg	**.02310**	W **.10801**	**.00804**	**3.2312**	W **334.57**	**.03336**	**118.94**	**.97593**	**.00630**
Stddev	.00013	.00023	.00016	.0106	.85	.00092	1.96	.01606	.00049
%RSD	.54851	.21440	2.0393	.32939	.25328	2.7538	1.6467	1.6458	7.7085
#1	.02301	.10817	.00792	3.2237	333.97	.03400	117.56	.96457	.00664
#2	.02319	.10784	.00815	3.2387	335.17	.03271	120.33	.98729	.00595
Check ?	Chk Pass	Chk Warn	Chk Pass	Chk Pass	Chk Warn	Chk Pass	Chk Pass	Chk Pass	Chk Pass
High Limit		.10000			100.00				
Low Limit		-.01000			-.50000				

Elem	Na8183	Ni2316	P_1782	Pb2203	S_1820	Sb2068	Se1960	Si2881	Sn1899
Line	818.326 { 41}	231.604 {446}	178.284 {489}	220.353 {453}	182.034 {485}	206.833 {463}	196.090 {472}	288.158 {117}	189.989 {477}
Units	ppm	ppm	ppm	ppm	ppm	ppm	ppm	ppm	ppm
Avg	W **1135.6**	**.07689**	**4.1788**	**.00206**	**19.757**	**.01745**	**.01069**	**20.877**	**.00708**
Stddev	6.1	.00035	.0073	.00102	.026	.00012	.00306	.244	.00026
%RSD	.53474	.45305	.17522	49.666	.12952	.69194	28.660	1.1683	3.6180
#1	1131.4	.07664	4.1840	.00278	19.775	.01753	.01286	20.704	.00690
#2	1139.9	.07713	4.1736	.00133	19.739	.01736	.00853	21.049	.00726
Check ?	Chk Warn	Chk Pass	Chk Pass	Chk Pass	Chk Pass	Chk Pass	Chk Pass	Chk Pass	Chk Pass
High Limit	500.00								
Low Limit	10.000								

Elem	Sr4077	Th2837	Ti3349	Tl1908	U_3701	V_2924	Zn2062	Zr3391
Line	407.771 { 83}	283.730 {119}	334.904 {101}	190.856 {477}	370.152 { 91}	292.402 {115}	206.200 {163}	339.198 { 99}
Units	ppm	ppm	ppm	ppm	ppm	ppm	ppm	ppm
Avg	**1.2523**	**-.00898**	**.22227**	**-.00250**	**.02531**	**.07947**	**.06797**	**.05097**
Stddev	.0040	.00043	.00406	.00109	.00879	.00094	.00063	.00033
%RSD	.31645	4.8158	1.8260	43.636	34.745	1.1791	.92823	.65617
#1	1.2495	-.00868	.21940	-.00173	.03152	.07881	.06753	.05121
#2	1.2551	-.00929	.22514	-.00327	.01909	.08014	.06842	.05074
Check ?	Chk Pass	Chk Pass	Chk Pass	Chk Pass	Chk Pass	Chk Pass	Chk Pass	Chk Pass
High Limit								
Low Limit								

Int. Std.	Y_2243	Y_3600	Y_3774
Line	224.306 {450}	360.073 { 94}	377.433 { 89}
Units	Cts/S	Cts/S	Cts/S
Avg	**1327.7**	**26974.**	**5521.6**
Stddev	3.8	340.	67.0
%RSD	.28662	1.2613	1.2133
#1	1325.0	27214.	5569.0
#2	1330.4	26733.	5474.2

Sample Name: 280-83319-B-1-A SD@5 Acquired: 5/20/2016 22:06:07 Type: Unk
Method: 6500_026(v10) Mode: CONC Corr. Factor: 1.000000
User: kellyca Custom ID1: Custom ID2: Custom ID3:
Comment: 325999 6010B

Elem	Ag3280	Al1670	As1890	B_2089	Ba4554	Be3130	Bi2230	Ca3179	Cd2288
Line	328.068 {103}	167.079 {502}	189.042 {478}	208.959 {461}	455.403 { 74}	313.042 {108}	223.061 {451}	317.933 {106}	228.802 {447}
Units	ppm	ppm	ppm	ppm	ppm	ppm	ppm	ppm	ppm
Avg	**.00018**	**.07698**	**.02012**	**1.5791**	**.06535**	**-.00012**	**-.00418**	**17.085**	**.00022**
Stddev	.00039	.00258	.00212	.0497	.00067	.00003	.00334	.170	.00006
%RSD	214.11	3.3564	10.511	3.1440	1.0249	26.843	79.870	.99278	28.271
#1	.00045	.07515	.01863	1.5440	.06487	-.00014	-.00654	16.965	.00027
#2	-.00009	.07881	.02162	1.6142	.06582	-.00010	-.00182	17.205	.00018
Check ?	Chk Pass	Chk Pass	Chk Pass	Chk Pass	Chk Pass	Chk Pass	Chk Pass	Chk Pass	Chk Pass
High Limit									
Low Limit									

Elem	Co2286	Cr2055	Cu3247	Fe2599	K_7664	Li6707	Mg2790	Mn2576	Mo2020
Line	228.616 {447}	205.560 {464}	324.754 {104}	259.940 {130}	766.490 { 44}	670.784 { 50}	279.079 {121}2	257.610 {131}	202.030 {467}
Units	ppm	ppm	ppm	ppm	ppm	ppm	ppm	ppm	ppm
Avg	**.00523**	**.01963**	**.00157**	**.56677**	**55.081**	**.00440**	**20.861**	**.16892**	**.00137**
Stddev	.00040	.00071	.00023	.00104	.397	.00060	.118	.00182	.00046
%RSD	7.5790	3.6215	14.956	.18312	.72080	13.662	.56483	1.0800	33.530
#1	.00495	.01913	.00173	.56751	54.801	.00397	20.777	.16763	.00169
#2	.00551	.02014	.00140	.56604	55.362	.00482	20.944	.17021	.00104
Check ?	Chk Pass	Chk Pass	Chk Pass	Chk Pass	Chk Pass	Chk Pass	Chk Pass	Chk Pass	Chk Pass
High Limit									
Low Limit									

Elem	Na8183	Ni2316	P_1782	Pb2203	S_1820	Sb2068	Se1960	Si2881	Sn1899
Line	818.326 { 41}	231.604 {446}	178.284 {489}	220.353 {453}	182.034 {485}	206.833 {463}	196.090 {472}	288.158 {117}	189.989 {477}
Units	ppm	ppm	ppm	ppm	ppm	ppm	ppm	ppm	ppm
Avg	**184.72**	**.01409**	**.74564**	**-.00077**	**3.4377**	**.00591**	**.00893**	**3.4111**	**.00228**
Stddev	2.19	.00052	.02415	.00115	.1086	.00127	.00083	.0566	.00026
%RSD	1.1831	3.6920	3.2384	148.58	3.1578	21.508	9.2479	1.6587	11.289
#1	183.18	.01372	.72856	-.00158	3.3610	.00501	.00834	3.3711	.00247
#2	186.27	.01445	.76271	.00004	3.5145	.00681	.00951	3.4511	.00210
Check ?	Chk Pass	Chk Pass	Chk Pass	Chk Pass	Chk Pass	Chk Pass	Chk Pass	Chk Pass	Chk Pass
High Limit									
Low Limit									

Elem	Sr4077	Th2837	Ti3349	Tl1908	U_3701	V_2924	Zn2062	Zr3391
Line	407.771 { 83}	283.730 {119}	334.904 {101}	190.856 {477}	370.152 { 91}	292.402 {115}	206.200 {163}	339.198 { 99}
Units	ppm	ppm	ppm	ppm	ppm	ppm	ppm	ppm
Avg	**.20822**	**-.00700**	**.03745**	**-.00323**	**.03154**	**.01295**	**.01184**	**.00975**
Stddev	.00218	.00082	.00003	.00131	.01843	.00014	.00077	.00059
%RSD	1.0455	11.769	.06712	40.613	58.424	1.1190	6.4720	6.0278
#1	.20668	-.00758	.03743	-.00415	.01851	.01285	.01130	.01016
#2	.20975	-.00641	.03747	-.00230	.04457	.01305	.01238	.00933
Check ?	Chk Pass	Chk Pass	Chk Pass	Chk Pass	Chk Pass	Chk Pass	Chk Pass	Chk Pass
High Limit								
Low Limit								

Int. Std.	Y_2243	Y_3600	Y_3774
Line	224.306 {450}	360.073 { 94}	377.433 { 89}
Units	Cts/S	Cts/S	Cts/S
Avg	**1483.3**	**30723.**	**5817.0**
Stddev	2.7	4.	7.0
%RSD	.18146	.01306	.11965
#1	1485.2	30725.	5812.1
#2	1481.4	30720.	5821.9

Sample Name: 280-83319-B-1-B MS Acquired: 5/20/2016 22:08:54 Type: Unk
Method: 6500_026(v10) Mode: CONC Corr. Factor: 1.000000
User: kellyca Custom ID1: Custom ID2: Custom ID3:
Comment: 325999 6010B

Elem	Ag3280	Al1670	As1890	B_2089	Ba4554	Be3130	Bi2230	Ca3179	Cd2288
Line	328.068 {103}	167.079 {502}	189.042 {478}	208.959 {461}	455.403 { 74}	313.042 {108}	223.061 {451}	317.933 {106}	228.802 {447}
Units	ppm	ppm	ppm	ppm	ppm	ppm	ppm	ppm	ppm
Avg	**.05630**	**2.3773**	**1.2736**	**9.6185**	**2.4410**	**.05176**	**2.3234**	**151.77**	**.11385**
Stddev	.00030	.0050	.0010	.0134	.0003	.00003	.0014	.12	.00006
%RSD	.53770	.20942	.07862	.13950	.01166	.05616	.06255	.08120	.05465
#1	.05651	2.3737	1.2729	9.6090	2.4408	.05178	2.3223	151.86	.11381
#2	.05608	2.3808	1.2743	9.6280	2.4412	.05174	2.3244	151.69	.11390
Check ?	Chk Pass	Chk Pass	Chk Pass	Chk Pass	Chk Pass	Chk Pass	Chk Pass	Chk Pass	Chk Pass
High Limit									
Low Limit									

Elem	Co2286	Cr2055	Cu3247	Fe2599	K_7664	Li6707	Mg2790	Mn2576	Mo2020
Line	228.616 {447}	205.560 {464}	324.754 {104}	259.940 {130}	766.490 { 44}	670.784 { 50}	279.079 {121}2	257.610 {131}	202.030 {467}
Units	ppm	ppm	ppm	ppm	ppm	ppm	ppm	ppm	ppm
Avg	**.51919**	W **.31019**	**.28337**	**4.2354**	W **397.79**	**1.2195**	**167.49**	**1.4483**	**1.0682**
Stddev	.00059	.00008	.00071	.0006	.25	.0032	.43	.0034	.0006
%RSD	.11351	.02460	.24978	.01502	.06251	.26407	.25910	.23134	.05343
#1	.51960	.31013	.28287	4.2359	397.96	1.2172	167.19	1.4460	1.0678
#2	.51877	.31024	.28387	4.2350	397.61	1.2218	167.80	1.4507	1.0686
Check ?	Chk Pass	Chk Warn	Chk Pass	Chk Pass	Chk Warn	Chk Pass	Chk Pass	Chk Pass	Chk Pass
High Limit		.10000			100.00				
Low Limit		-.01000			-.50000				

Elem	Na8183	Ni2316	P_1782	Pb2203	S_1820	Sb2068	Se1960	Si2881	Sn1899
Line	818.326 { 41}	231.604 {446}	178.284 {489}	220.353 {453}	182.034 {485}	206.833 {463}	196.090 {472}	288.158 {117}	189.989 {477}
Units	ppm	ppm	ppm	ppm	ppm	ppm	ppm	ppm	ppm
Avg	W **1218.8**	**.55482**	**15.630**	**.49244**	**22.424**	**.58004**	**2.2663**	**27.463**	**1.9135**
Stddev	.7	.00115	.016	.00061	.003	.00152	.0090	.120	.0028
%RSD	.05769	.20645	.10207	.12425	.01199	.26250	.39559	.43602	.14502
#1	1219.3	.55563	15.618	.49287	22.422	.58112	2.2726	27.548	1.9154
#2	1218.3	.55401	15.641	.49201	22.425	.57897	2.2600	27.379	1.9115
Check ?	Chk Warn	Chk Pass	Chk Pass	Chk Pass	Chk Pass	Chk Pass	Chk Pass	Chk Pass	Chk Pass
High Limit	500.00								
Low Limit	10.000								

Elem	Sr4077	Th2837	Ti3349	Tl1908	U_3701	V_2924	Zn2062	Zr3391
Line	407.771 { 83}	283.730 {119}	334.904 {101}	190.856 {477}	370.152 { 91}	292.402 {115}	206.200 {163}	339.198 { 99}
Units	ppm	ppm	ppm	ppm	ppm	ppm	ppm	ppm
Avg	**2.2635**	**.88376**	**1.1721**	**1.7232**	**2.0946**	**.55849**	**.53412**	**.53987**
Stddev	.0006	.00188	.0010	.0005	.0138	.00066	.00274	.00192
%RSD	.02645	.21255	.08954	.02929	.65860	.11778	.51379	.35507
#1	2.2639	.88243	1.1714	1.7236	2.0848	.55895	.53218	.54122
#2	2.2631	.88509	1.1729	1.7229	2.1043	.55802	.53607	.53851
Check ?	Chk Pass	Chk Pass	Chk Pass	Chk Pass	Chk Pass	Chk Pass	Chk Pass	Chk Pass
High Limit								
Low Limit								

Int. Std.	Y_2243	Y_3600	Y_3774
Line	224.306 {450}	360.073 { 94}	377.433 { 89}
Units	Cts/S	Cts/S	Cts/S
Avg	**1306.2**	**27108.**	**5505.9**
Stddev	1.0	1.	7.2
%RSD	.07862	.00449	.13051
#1	1305.5	27109.	5500.8
#2	1306.9	27107.	5511.0

Sample Name: 280-83319-B-1-C MSD Acquired: 5/20/2016 22:12:00 Type: Unk
Method: 6500_026(v10) Mode: CONC Corr. Factor: 1.000000
User: kellyca Custom ID1: Custom ID2: Custom ID3:
Comment: 325999 6010B

Elem	Ag3280	Al1670	As1890	B_2089	Ba4554	Be3130	Bi2230	Ca3179	Cd2288
Line	328.068 {103}	167.079 {502}	189.042 {478}	208.959 {461}	455.403 { 74}	313.042 {108}	223.061 {451}	317.933 {106}	228.802 {447}
Units	ppm	ppm	ppm	ppm	ppm	ppm	ppm	ppm	ppm
Avg	**.05763**	**2.3508**	**1.2767**	**9.7848**	**2.4705**	**.05214**	**2.3543**	**154.19**	**.11558**
Stddev	.00101	.0063	.0063	.0456	.0003	.00001	.0183	.22	.00053
%RSD	1.7482	.26638	.49277	.46559	.01036	.02856	.77594	.14358	.46266
#1	.05834	2.3552	1.2723	9.7526	2.4707	.05213	2.3414	154.35	.11596
#2	.05692	2.3463	1.2812	9.8170	2.4703	.05215	2.3672	154.04	.11520
Check ?	Chk Pass	Chk Pass	Chk Pass	Chk Pass	Chk Pass	Chk Pass	Chk Pass	Chk Pass	Chk Pass
High Limit									
Low Limit									

Elem	Co2286	Cr2055	Cu3247	Fe2599	K_7664	Li6707	Mg2790	Mn2576	Mo2020
Line	228.616 {447}	205.560 {464}	324.754 {104}	259.940 {130}	766.490 { 44}	670.784 { 50}	279.079 {121}2	257.610 {131}	202.030 {467}
Units	ppm	ppm	ppm	ppm	ppm	ppm	ppm	ppm	ppm
Avg	**.52412**	W **.31393**	**.28779**	**4.2104**	W **401.21**	**1.2298**	**171.60**	**1.4861**	**1.0860**
Stddev	.00136	.00099	.00255	.0023	.03	.0001	.87	.0031	.0043
%RSD	.25940	.31428	.88687	.05388	.00835	.01234	.50892	.20680	.39254
#1	.52316	.31463	.28960	4.2120	401.23	1.2297	172.22	1.4883	1.0830
#2	.52508	.31323	.28599	4.2088	401.18	1.2299	170.98	1.4840	1.0890
Check ?	Chk Pass	Chk Warn	Chk Pass	Chk Pass	Chk Warn	Chk Pass	Chk Pass	Chk Pass	Chk Pass
High Limit		.10000			100.00				
Low Limit		-.01000			-.50000				

Elem	Na8183	Ni2316	P_1782	Pb2203	S_1820	Sb2068	Se1960	Si2881	Sn1899
Line	818.326 { 41}	231.604 {446}	178.284 {489}	220.353 {453}	182.034 {485}	206.833 {463}	196.090 {472}	288.158 {117}	189.989 {477}
Units	ppm	ppm	ppm	ppm	ppm	ppm	ppm	ppm	ppm
Avg	W **1241.2**	**.56047**	**15.853**	**.50019**	**22.738**	**.59121**	**2.3022**	**27.558**	**1.9292**
Stddev	1.2	.00014	.065	.00301	.080	.00680	.0223	.075	.0056
%RSD	.09521	.02568	.40839	.60191	.35037	1.1509	.96716	.27262	.29213
#1	1242.0	.56037	15.807	.50232	22.681	.58639	2.2865	27.612	1.9252
#2	1240.3	.56057	15.899	.49806	22.794	.59602	2.3179	27.505	1.9331
Check ?	Chk Warn	Chk Pass	Chk Pass	Chk Pass	Chk Pass	Chk Pass	Chk Pass	Chk Pass	Chk Pass
High Limit	500.00								
Low Limit	10.000								

Elem	Sr4077	Th2837	Ti3349	Tl1908	U_3701	V_2924	Zn2062	Zr3391
Line	407.771 { 83}	283.730 {119}	334.904 {101}	190.856 {477}	370.152 { 91}	292.402 {115}	206.200 {163}	339.198 { 99}
Units	ppm	ppm	ppm	ppm	ppm	ppm	ppm	ppm
Avg	**2.2866**	**.88012**	**1.1778**	**1.7373**	**2.1008**	**.57086**	**.55499**	**.54773**
Stddev	.0039	.01364	.0050	.0087	.0032	.00044	.00093	.00030
%RSD	.16954	1.5501	.42883	.49849	.15066	.07634	.16727	.05466
#1	2.2839	.88977	1.1814	1.7312	2.0986	.57117	.55565	.54751
#2	2.2894	.87047	1.1743	1.7434	2.1031	.57056	.55434	.54794
Check ?	Chk Pass	Chk Pass	Chk Pass	Chk Pass	Chk Pass	Chk Pass	Chk Pass	Chk Pass
High Limit								
Low Limit								

Int. Std.	Y_2243	Y_3600	Y_3774
Line	224.306 {450}	360.073 { 94}	377.433 { 89}
Units	Cts/S	Cts/S	Cts/S
Avg	**1304.5**	**26877.**	**5510.1**
Stddev	3.3	62.	2.6
%RSD	.25321	.22929	.04754
#1	1306.8	26833.	5508.3
#2	1302.2	26920.	5512.0

Sample Name: 280-83319-B-2-A Acquired: 5/20/2016 22:15:03 Type: Unk
Method: 6500_026(v10) Mode: CONC Corr. Factor: 1.000000
User: kellyca Custom ID1: Custom ID2: Custom ID3:
Comment: 325999 6010B

Elem	Ag3280	Al1670	As1890	B_2089	Ba4554	Be3130	Bi2230	Ca3179	Cd2288
Line	328.068 {103}	167.079 {502}	189.042 {478}	208.959 {461}	455.403 { 74}	313.042 {108}	223.061 {451}	317.933 {106}	228.802 {447}
Units	ppm	ppm	ppm	ppm	ppm	ppm	ppm	ppm	ppm
Avg	**-.00042**	**.44378**	**.50007**	**26.468**	**.38146**	**-.00021**	**-.00597**	**41.604**	**-.00031**
Stddev	.00023	.00300	.00989	.013	.00046	.00012	.00653	.195	.00007
%RSD	55.465	.67578	1.9775	.04831	.12108	58.220	109.22	.46890	23.652
#1	-.00058	.44590	.49308	26.477	.38178	-.00012	-.00136	41.466	-.00036
#2	-.00025	.44166	.50706	26.459	.38113	-.00029	-.01059	41.742	-.00026
Check ?	Chk Pass	Chk Pass	Chk Pass	Chk Pass	Chk Pass	Chk Pass	Chk Pass	Chk Pass	Chk Pass
High Limit									
Low Limit									

Elem	Co2286	Cr2055	Cu3247	Fe2599	K_7664	Li6707	Mg2790	Mn2576	Mo2020
Line	228.616 {447}	205.560 {464}	324.754 {104}	259.940 {130}	766.490 { 44}	670.784 { 50}	279.079 {121}2	257.610 {131}	202.030 {467}
Units	ppm	ppm	ppm	ppm	ppm	ppm	ppm	ppm	ppm
Avg	**.04700**	W **.48481**	**.00967**	**5.5712**	F **1049.7**	**.19430**	**144.47**	**.28232**	**.01967**
Stddev	.00068	.00122	.00021	.0261	4.9	.00087	.04	.00089	.00073
%RSD	1.4392	.25235	2.1209	.46909	.46677	.44642	.02690	.31504	3.6870
#1	.04748	.48568	.00953	5.5527	1053.1	.19492	144.49	.28169	.01915
#2	.04652	.48394	.00982	5.5897	1046.2	.19369	144.44	.28295	.02018
Check ?	Chk Pass	Chk Warn	Chk Pass	Chk Pass	Chk Fail	Chk Pass	Chk Pass	Chk Pass	Chk Pass
High Limit		.10000			500.00				
Low Limit		-.01000			-2.0000				

Elem	Na8183	Ni2316	P_1782	Pb2203	S_1820	Sb2068	Se1960	Si2881	Sn1899
Line	818.326 { 41}	231.604 {446}	178.284 {489}	220.353 {453}	182.034 {485}	206.833 {463}	196.090 {472}	288.158 {117}	189.989 {477}
Units	ppm	ppm	ppm	ppm	ppm	ppm	ppm	ppm	ppm
Avg	W **3475.8**	**.14686**	**11.082**	W **-.00357**	**69.497**	**.06528**	**.02978**	**39.582**	**.04474**
Stddev	3.9	.00027	.001	.00367	.001	.00143	.01074	.389	.00173
%RSD	.11316	.18654	.00514	102.68	.00202	2.1847	36.055	.98401	3.8614
#1	3478.6	.14705	11.081	-.00098	69.496	.06628	.02219	39.307	.04596
#2	3473.0	.14667	11.082	-.00617	69.498	.06427	.03737	39.858	.04352
Check ?	Chk Warn	Chk Pass	Chk Pass	Chk Warn	Chk Pass	Chk Pass	Chk Pass	Chk Pass	Chk Pass
High Limit	500.00			10.000					
Low Limit	10.000			-.00300					

Elem	Sr4077	Th2837	Ti3349	Tl1908	U_3701	V_2924	Zn2062	Zr3391
Line	407.771 { 83}	283.730 {119}	334.904 {101}	190.856 {477}	370.152 { 91}	292.402 {115}	206.200 {163}	339.198 { 99}
Units	ppm	ppm	ppm	ppm	ppm	ppm	ppm	ppm
Avg	**.65059**	W **-.01017**	**.64073**	W **-.01064**	**.02971**	**.22089**	**.08002**	**.26999**
Stddev	.00208	.00037	.00082	.00156	.02251	.00053	.00122	.00066
%RSD	.31992	3.6807	.12760	14.686	75.777	.24032	1.5262	.24560
#1	.65206	-.00991	.64015	-.00953	.04562	.22126	.08088	.27046
#2	.64911	-.01044	.64131	-.01174	.01379	.22051	.07915	.26952
Check ?	Chk Pass	Chk Warn	Chk Pass	Chk Warn	Chk Pass	Chk Pass	Chk Pass	Chk Pass
High Limit		45.000		5.0000				
Low Limit		-.01000		-.01000				

Int. Std.	Y_2243	Y_3600	Y_3774
Line	224.306 {450}	360.073 { 94}	377.433 { 89}
Units	Cts/S	Cts/S	Cts/S
Avg	**1172.2**	**24193.**	**5363.2**
Stddev	.5	12.	38.6
%RSD	.03907	.04970	.71992
#1	1171.8	24185.	5390.5
#2	1172.5	24202.	5335.9

Sample Name: 280-83162-A-5-A@5 Acquired: 5/20/2016 22:18:10 Type: Unk
Method: 6500_026(v10) Mode: CONC Corr. Factor: 1.000000
User: kellyca Custom ID1: Custom ID2: Custom ID3:
Comment: 325399 6010b s Mn

Elem	Ag3280	Al3092	As1890	B_2089	Ba4554	Be3130	Bi2230	Ca3179	Cd2288
Line	328.068 {103}	309.271 {109}	189.042 {478}	208.959 {461}	455.403 { 74}	313.042 {108}	223.061 {451}	317.933 {106}	228.802 {447}
Units	ppm	ppm	ppm	ppm	ppm	ppm	ppm	ppm	ppm
Avg	**.00015**	**37.768**	**.03346**	**.05968**	**.69067**	**.00223**	**-.00019**	**8.1079**	**.00106**
Stddev	.00029	.008	.00081	.00453	.00068	.00003	.00236	.0227	.00011
%RSD	197.30	.02026	2.4119	7.5857	.09883	1.4863	1221.4	.27956	10.064
#1	.00036	37.763	.03289	.06288	.69018	.00221	.00148	8.0919	.00098
#2	-.00006	37.774	.03403	.05648	.69115	.00226	-.00186	8.1240	.00114
Check ?	Chk Pass	Chk Pass	Chk Pass	Chk Pass	Chk Pass	Chk Pass	Chk Pass	Chk Pass	Chk Pass
High Limit									
Low Limit									

Elem	Co2286	Cr2055	Cu3247	Fe2714	K_7664	Li6707	Mg2790	Mn2576	Mo2020
Line	228.616 {447}	205.560 {464}	324.754 {104}	271.441 {124}	766.490 { 44}	670.784 { 50}	279.079 {121}2	257.610 {131}	202.030 {467}
Units	ppm	ppm	ppm	ppm	ppm	ppm	ppm	ppm	ppm
Avg	**.07019**	**.03948**	**.07415**	**46.844**	**5.1047**	**.02856**	**6.1025**	**5.1254**	**.00335**
Stddev	.00007	.00007	.00042	.229	.0532	.00078	.0076	.0060	.00132
%RSD	.09563	.17381	.56093	.48943	1.0422	2.7143	.12438	.11813	39.250
#1	.07024	.03953	.07386	46.682	5.1423	.02910	6.0971	5.1211	.00242
#2	.07014	.03943	.07444	47.006	5.0671	.02801	6.1078	5.1297	.00429
Check ?	Chk Pass	Chk Pass	Chk Pass	Chk Pass	Chk Pass	Chk Pass	Chk Pass	Chk Pass	Chk Pass
High Limit									
Low Limit									

Elem	Na5895	Ni2316	P_1782	Pb2203	S_1820	Sb2068	Se1960	Si2881	Sn1899
Line	589.592 { 57}	231.604 {446}	178.284 {489}	220.353 {453}	182.034 {485}	206.833 {463}	196.090 {472}	288.158 {117}	189.989 {477}
Units	ppm	ppm	ppm	ppm	ppm	ppm	ppm	ppm	ppm
Avg	**.65634**	**.06222**	**.70331**	**.09546**	**.40070**	**.00410**	**.00023**	**3.7858**	**.00068**
Stddev	.04457	.00038	.00127	.00042	.00111	.00201	.00616	.0841	.00130
%RSD	6.7904	.61145	.18059	.43972	.27646	49.144	2677.5	2.2221	190.91
#1	.68786	.06249	.70420	.09576	.39991	.00552	.00459	3.8453	-.00024
#2	.62483	.06195	.70241	.09517	.40148	.00267	-.00413	3.7263	.00160
Check ?	Chk Pass	Chk Pass	Chk Pass	Chk Pass	Chk Pass	Chk Pass	Chk Pass	Chk Pass	Chk Pass
High Limit									
Low Limit									

Elem	Sr4077	Th2837	Ti3349	Tl1908	U_3701	V_2924	Zn2062	Zr3391
Line	407.771 { 83}	283.730 {119}	334.904 {101}	190.856 {477}	370.152 { 91}	292.402 {115}	206.200 {163}	339.198 { 99}
Units	ppm	ppm	ppm	ppm	ppm	ppm	ppm	ppm
Avg	**.06957**	**.01150**	**.27868**	**-.00165**	**-.02611**	**.10487**	**.12310**	**.02311**
Stddev	.00025	.00097	.00010	.00073	.00261	.00009	.00081	.00221
%RSD	.35805	8.4729	.03716	43.980	9.9926	.08558	.65917	9.5569
#1	.06940	.01219	.27875	-.00217	-.02427	.10493	.12253	.02155
#2	.06975	.01081	.27861	-.00114	-.02796	.10481	.12368	.02467
Check ?	Chk Pass	Chk Pass	Chk Pass	Chk Pass	Chk Pass	Chk Pass	Chk Pass	Chk Pass
High Limit								
Low Limit								

Int. Std.	Y_2243	Y_3600	Y_3774
Line	224.306 {450}	360.073 { 94}	377.433 { 89}
Units	Cts/S	Cts/S	Cts/S
Avg	**1610.1**	**32678.**	**5886.8**
Stddev	1.7	64.	20.0
%RSD	.10747	.19485	.33997
#1	1608.9	32723.	5901.0
#2	1611.3	32633.	5872.7

Sample Name: 280-83162-A-13-A@5 Acquired: 5/20/2016 22:20:47 Type: Unk
Method: 6500_026(v10) Mode: CONC Corr. Factor: 1.000000
User: kellyca Custom ID1: Custom ID2: Custom ID3:
Comment: 325399 6010b s Mn

Elem	Ag3280	Al3092	As1890	B_2089	Ba4554	Be3130	Bi2230	Ca3179	Cd2288
Line	328.068 {103}	309.271 {109}	189.042 {478}	208.959 {461}	455.403 { 74}	313.042 {108}	223.061 {451}	317.933 {106}	228.802 {447}
Units	ppm	ppm	ppm	ppm	ppm	ppm	ppm	ppm	ppm
Avg	**-.00028**	**45.944**	**.01721**	**.04313**	**.96922**	**.00229**	**-.00056**	**10.945**	**.00108**
Stddev	.00019	.088	.00558	.00125	.00301	.00000	.00216	.018	.00011
%RSD	69.267	.19143	32.452	2.8982	.31098	.15458	385.41	.16644	10.430
#1	-.00014	46.006	.02115	.04401	.97135	.00229	-.00209	10.958	.00100
#2	-.00041	45.882	.01326	.04225	.96709	.00229	.00097	10.932	.00116
Check ?	Chk Pass	Chk Pass	Chk Pass	Chk Pass	Chk Pass	Chk Pass	Chk Pass	Chk Pass	Chk Pass
High Limit									
Low Limit									

Elem	Co2286	Cr2055	Cu3247	Fe2714	K_7664	Li6707	Mg2790	Mn2576	Mo2020
Line	228.616 {447}	205.560 {464}	324.754 {104}	271.441 {124}	766.490 { 44}	670.784 { 50}	279.079 {121}2	257.610 {131}	202.030 {467}
Units	ppm	ppm	ppm	ppm	ppm	ppm	ppm	ppm	ppm
Avg	**.05289**	**.04706**	**.03741**	**47.787**	**4.3737**	**.02871**	**8.4659**	**3.2931**	**.00141**
Stddev	.00018	.00049	.00003	.007	.0064	.00019	.0037	.0159	.00029
%RSD	.34833	1.0467	.09145	.01556	.14648	.66902	.04389	.48269	20.299
#1	.05302	.04741	.03744	47.792	4.3692	.02885	8.4685	3.2818	.00121
#2	.05276	.04671	.03739	47.782	4.3782	.02858	8.4633	3.3043	.00161
Check ?	Chk Pass	Chk Pass	Chk Pass	Chk Pass	Chk Pass	Chk Pass	Chk Pass	Chk Pass	Chk Pass
High Limit									
Low Limit									

Elem	Na5895	Ni2316	P_1782	Pb2203	S_1820	Sb2068	Se1960	Si2881	Sn1899
Line	589.592 { 57}	231.604 {446}	178.284 {489}	220.353 {453}	182.034 {485}	206.833 {463}	196.090 {472}	288.158 {117}	189.989 {477}
Units	ppm	ppm	ppm	ppm	ppm	ppm	ppm	ppm	ppm
Avg	**.58106**	**.07191**	**.62653**	**.06950**	**.39987**	**.00114**	**.00088**	**2.3570**	**.00299**
Stddev	.00004	.00009	.00061	.00077	.00561	.00025	.00161	.0199	.00114
%RSD	.00707	.11863	.09746	1.1056	1.4027	21.550	182.21	.84399	37.977
#1	.58109	.07197	.62610	.07005	.40383	.00131	-.00026	2.3710	.00379
#2	.58103	.07185	.62696	.06896	.39590	.00097	.00202	2.3429	.00219
Check ?	Chk Pass	Chk Pass	Chk Pass	Chk Pass	Chk Pass	Chk Pass	Chk Pass	Chk Pass	Chk Pass
High Limit									
Low Limit									

Elem	Sr4077	Th2837	Ti3349	Tl1908	U_3701	V_2924	Zn2062	Zr3391
Line	407.771 { 83}	283.730 {119}	334.904 {101}	190.856 {477}	370.152 { 91}	292.402 {115}	206.200 {163}	339.198 { 99}
Units	ppm	ppm	ppm	ppm	ppm	ppm	ppm	ppm
Avg	**.09465**	**.01224**	**.20736**	**-.00090**	**-.02912**	**.09190**	**.13742**	**.02739**
Stddev	.00017	.00093	.00083	.00101	.02592	.00061	.00209	.00045
%RSD	.17463	7.5851	.39878	112.69	89.017	.66204	1.5178	1.6399
#1	.09477	.01158	.20678	-.00162	-.01079	.09233	.13595	.02770
#2	.09453	.01290	.20795	-.00018	-.04744	.09147	.13890	.02707
Check ?	Chk Pass	Chk Pass	Chk Pass	Chk Pass	Chk Pass	Chk Pass	Chk Pass	Chk Pass
High Limit								
Low Limit								

Int. Std.	Y_2243	Y_3600	Y_3774
Line	224.306 {450}	360.073 { 94}	377.433 { 89}
Units	Cts/S	Cts/S	Cts/S
Avg	**1620.1**	**33067.**	**6056.2**
Stddev	1.4	186.	5.2
%RSD	.08517	.56202	.08609
#1	1621.1	33198.	6052.5
#2	1619.1	32936.	6059.9

Sample Name: ccvh-3900196 Acquired: 5/20/2016 22:23:26 Type: QC
Method: 6500_026(v10) Mode: CONC Corr. Factor: 1.000000
User: kellyca Custom ID1: Custom ID2: Custom ID3:
Comment:

Elem	Ag3280	Al3092	As1890	B_2089	Ba4554	Be3130	Bi2230	Ca3179	Cd2288	Co2286	Cr2055	Cu3247	Fe2714
Units	ppm	ppm	ppm	ppm	ppm	ppm	ppm	ppm	ppm	ppm	ppm	ppm	ppm
Avg	**-.00274**	**47.125**	**-.00273**	**.02829**	**.00029**	**-.00036**	**1.0859**	**-.05400**	**-.00097**	**.00324**	**-.00055**	**.00643**	**47.265**
Stddev	.00040	.112	.00399	.00152	.00005	.00006	.0014	.00001	.00011	.00027	.00001	.00013	.209
%RSD	14.679	.23738	146.28	5.3807	18.283	15.770	.13075	.02554	11.047	8.3186	1.9088	1.9759	.44261
#1	-.00303	47.046	-.00555	.02937	.00033	-.00032	1.0849	-.05401	-.00105	.00343	-.00056	.00652	47.413
#2	-.00246	47.204	.00009	.02722	.00025	-.00040	1.0869	-.05399	-.00089	.00305	-.00054	.00634	47.117
Check ?	None	Chk Pass	None	None	None	None	Chk Pass	None	None	None	None	None	Chk Pass
Value													
Range													

Elem	K_7664	Li6707	Mg2790	Mn2576	Mo2020	Na8183	Ni2316	P_1782	Pb2203	S_1820	Sb2068	Se1960	Si2881
Units	ppm	ppm	ppm	ppm	ppm	ppm	ppm	ppm	ppm	ppm	ppm	ppm	ppm
Avg	**.18107**	**.00005**	**.14787**	**-.00029**	**-.00197**	**258.01**	**-.00074**	**.00669**	**.00276**	**5.1510**	**-.00271**	**.00743**	**.07447**
Stddev	.01263	.00042	.00026	.00002	.00012	.07	.00011	.00492	.00124	.0149	.00064	.00004	.00487
%RSD	6.9778	881.82	.17563	7.6954	6.1715	.02598	14.374	73.520	44.936	.28945	23.693	.57011	6.5359
#1	.19000	.00034	.14805	-.00027	-.00189	257.96	-.00082	.01016	.00188	5.1616	-.00226	.00740	.07791
#2	.17214	-.00025	.14768	-.00030	-.00206	258.06	-.00067	.00321	.00364	5.1405	-.00317	.00746	.07103
Check ?	None	None	None	None	None	Chk Pass	None	None	None	Chk Pass	None	None	None
Value													
Range													

Elem	Sn1899	Sr4077	Th2837	Ti3349	Tl1908	U_3701	V_2924	Zn2062	Zr3391
Units	ppm	ppm	ppm	ppm	ppm	ppm	ppm	ppm	ppm
Avg	**.00299**	**.00031**	**4.9268**	**.02615**	**-.00313**	**10.143**	**-.01624**	**.01573**	**-.01407**
Stddev	.00002	.00004	.0085	.00014	.00116	.069	.00003	.00061	.00287
%RSD	.54925	12.323	.17216	.52312	37.153	.68098	.18730	3.8667	20.422
#1	.00298	.00028	4.9328	.02605	-.00230	10.094	-.01626	.01616	-.01610
#2	.00300	.00034	4.9208	.02624	-.00395	10.192	-.01622	.01530	-.01204
Check ?	None	None	Chk Pass	None	None	Chk Pass	None	None	None
Value									
Range									

Int. Std.	Y_2243	Y_3600	Y_3774
Units	Cts/S	Cts/S	Cts/S
Avg	**1516.6**	**31292.**	**5725.0**
Stddev	2.9	49.	12.9
%RSD	.19066	.15575	.22507
#1	1514.6	31326.	5734.1
#2	1518.7	31257.	5715.9

Sample Name: ccv-3900195 Acquired: 5/20/2016 22:26:13 Type: QC
Method: 6500_026(v10) Mode: CONC Corr. Factor: 1.000000
User: kellyca Custom ID1: Custom ID2: Custom ID3:
Comment:

Elem	Ag3280	Al1670	As1890	B_2089	Ba4554	Be3130	Bi2230	Ca3179	Cd2288	Co2286	Cr2055	Cu3247
Units	ppm	ppm	ppm	ppm	ppm	ppm	ppm	ppm	ppm	ppm	ppm	ppm
Avg	**.48816**	**.52046**	**1.0301**	F **.56422**	**.50055**	**.51496**	**-.00305**	**5.0185**	**.52991**	**.52784**	**.51834**	**.49913**
Stddev	.00185	.00227	.0036	.00018	.00077	.00173	.00109	.0285	.00089	.00165	.00074	.00170
%RSD	.37935	.43526	.34929	.03249	.15315	.33517	35.793	.56760	.16827	.31281	.14290	.33985
#1	.48947	.52206	1.0326	.56409	.50001	.51374	-.00382	4.9983	.53054	.52900	.51781	.50033
#2	.48686	.51886	1.0275	.56435	.50110	.51618	-.00228	5.0386	.52928	.52667	.51886	.49794
Check ?	Chk Pass	Chk Pass	Chk Pass	Chk Fail	Chk Pass	Chk Pass	None	Chk Pass	Chk Pass	Chk Pass	Chk Pass	Chk Pass
Value				.50000								
Range				10.000%								

Elem	Fe2599	K_7664	Li6707	Mg2790	Mn2576	Mo2020	Na5895	Ni2316	P_1782	Pb2203	S_1820	Sb2068
Units	ppm	ppm	ppm	ppm	ppm	ppm	ppm	ppm	ppm	ppm	ppm	ppm
Avg	**2.4997**	**52.179**	**1.0775**	**19.852**	**.49901**	**.52478**	**5.3650**	**.51117**	**1.0238**	**1.0554**	**.00774**	**1.0474**
Stddev	.0015	.178	.0001	.111	.00201	.00338	.0073	.00241	.0014	.0040	.00229	.0033
%RSD	.05966	.34123	.00898	.55968	.40318	.64418	.13604	.47212	.13713	.37925	29.618	.31824
#1	2.5008	52.053	1.0774	19.931	.50043	.52717	5.3599	.51288	1.0228	1.0526	.00612	1.0451
#2	2.4987	52.305	1.0775	19.774	.49758	.52239	5.3702	.50946	1.0248	1.0583	.00936	1.0498
Check ?	Chk Pass	Chk Pass	Chk Pass	Chk Pass	Chk Pass	Chk Pass	Chk Pass	Chk Pass	Chk Pass	Chk Pass	None	Chk Pass
Value												
Range												

Elem	Se1960	Si2881	Sn1899	Sr4077	Th2837	Ti3349	Tl1908	U_3701	V_2924	Zn2062	Zr3391
Units	ppm	ppm	ppm	ppm	ppm	ppm	ppm	ppm	ppm	ppm	ppm
Avg	**1.0256**	**5.1649**	**1.0064**	**.48341**	**.00124**	**.46906**	**1.0425**	**.01175**	**.47429**	**.49631**	**.50175**
Stddev	.0045	.0004	.0019	.00055	.00079	.00184	.0026	.01235	.00079	.00266	.00077
%RSD	.44036	.00825	.19126	.11443	63.483	.39162	.24851	105.10	.16578	.53525	.15395
#1	1.0288	5.1646	1.0078	.48302	.00180	.47036	1.0444	.00302	.47484	.49819	.50230
#2	1.0224	5.1653	1.0051	.48380	.00068	.46776	1.0407	.02048	.47373	.49443	.50120
Check ?	Chk Pass	Chk Pass	Chk Pass	Chk Pass	None	Chk Pass	Chk Pass	None	Chk Pass	Chk Pass	Chk Pass
Value											
Range											

Int. Std.	Y_2243	Y_3600	Y_3774
Units	Cts/S	Cts/S	Cts/S
Avg	**1541.9**	**32073.**	**5797.6**
Stddev	.5	159.	3.5
%RSD	.03537	.49634	.06031
#1	1541.5	31961.	5800.1
#2	1542.3	32186.	5795.1

Sample Name: ccb Acquired: 5/20/2016 22:28:47 Type: QC
Method: 6500_026(v10) Mode: CONC Corr. Factor: 1.000000
User: kellyca Custom ID1: Custom ID2: Custom ID3:
Comment:

Elem	Ag3280	Al1670	As1890	B_2089	Ba4554	Be3130	Bi2230	Ca3179	Cd2288	Co2286	Cr2055	Cu3247
Units	ppm	ppm	ppm	ppm	ppm	ppm	ppm	ppm	ppm	ppm	ppm	ppm
Avg	**.00052**	**.00121**	**-.00192**	F **.01881**	**-.00002**	**-.00008**	**-.00231**	**-.00018**	**.00012**	**-.00031**	**.00007**	**-.00071**
Stddev	.00018	.00036	.00200	.00073	.00012	.00012	.00134	.00191	.00000	.00034	.00040	.00018
%RSD	35.569	29.800	103.89	3.8806	606.84	135.92	57.988	1040.2	2.3340	108.71	557.14	24.941
#1	.00039	.00147	-.00051	.01933	.00007	-.00017	-.00136	-.00153	.00012	-.00007	.00035	-.00058
#2	.00065	.00096	-.00334	.01830	-.00011	-.00000	-.00325	.00117	.00012	-.00055	-.00021	-.00083
Check ?	Chk Pass	Chk Pass	Chk Pass	Chk Fail	Chk Pass	Chk Pass	None	Chk Pass	Chk Pass	Chk Pass	Chk Pass	Chk Pass
High Limit				.00312								
Low Limit				-.00312								

Elem	Fe2599	K_7664	Li6707	Mg2790	Mn2576	Mo2020	Na5895	Ni2316	P_1782	Pb2203	S_1820	Sb2068
Units	ppm	ppm	ppm	ppm	ppm	ppm	ppm	ppm	ppm	ppm	ppm	ppm
Avg	**.01098**	**.15954**	**-.00052**	**.00386**	**.00019**	**.00040**	**.08101**	**-.00033**	**.00057**	**-.00039**	**.00104**	**.00045**
Stddev	.00097	.00890	.00030	.00465	.00004	.00017	.00655	.00055	.00165	.00079	.00567	.00094
%RSD	8.8381	5.5784	57.447	120.38	23.255	42.455	8.0833	168.52	287.53	204.01	547.54	209.90
#1	.01166	.16583	-.00073	.00715	.00022	.00052	.08564	.00006	-.00059	.00017	.00505	.00111
#2	.01029	.15324	-.00031	.00057	.00016	.00028	.07638	-.00072	.00174	-.00095	-.00298	-.00022
Check ?	Chk Pass	Chk Pass	Chk Pass	Chk Pass	Chk Pass	Chk Pass	Chk Pass	Chk Pass	Chk Pass	Chk Pass	None	Chk Pass
High Limit												
Low Limit												

Elem	Se1960	Si2881	Sn1899	Sr4077	Th2837	Ti3349	Tl1908	U_3701	V_2924	Zn2062	Zr3391
Units	ppm	ppm	ppm	ppm	ppm	ppm	ppm	ppm	ppm	ppm	ppm
Avg	**.00048**	**.04934**	**.00111**	**.00008**	**-.00332**	**.00006**	**-.00354**	**.02876**	**.00017**	**.00012**	**.00099**
Stddev	.00313	.00444	.00002	.00005	.00005	.00012	.00052	.00125	.00062	.00149	.00176
%RSD	652.94	9.0065	1.6467	67.200	1.4669	188.77	14.836	4.3446	366.07	1268.4	178.37
#1	.00269	.05248	.00110	.00011	-.00329	-.00002	-.00316	.02965	.00061	.00117	.00223
#2	-.00173	.04620	.00112	.00004	-.00336	.00015	-.00391	.02788	-.00027	-.00093	-.00026
Check ?	Chk Pass	Chk Pass	Chk Pass	Chk Pass	Chk Pass	Chk Pass	Chk Pass	Chk Pass	Chk Pass	Chk Pass	Chk Pass
High Limit											
Low Limit											

Int. Std.	Y_2243	Y_3600	Y_3774
Units	Cts/S	Cts/S	Cts/S
Avg	**1558.3**	**32669.**	**5773.4**
Stddev	1.3	134.	26.3
%RSD	.08026	.41106	.45579
#1	1559.2	32574.	5754.8
#2	1557.4	32764.	5792.0

Sample Name: ccvl-3903059 Acquired: 5/20/2016 22:31:31 Type: QC
Method: 6500_026(v10) Mode: CONC Corr. Factor: 1.000000
User: kellyca Custom ID1: Custom ID2: Custom ID3:
Comment:

Elem	Ag3280	Al1670	As1890	B_2089	Ba4554	Be3130	Bi2230	Ca3179	Cd2288	Co2286	Cr2055	Cu3247
Units	ppm	ppm	ppm	ppm	ppm	ppm	ppm	ppm	ppm	ppm	ppm	ppm
Avg	**.01025**	**.10967**	**.01264**	**.12585**	**.01012**	**.00088**	**.11483**	**.19905**	**.00536**	**.01032**	**.01072**	**.01506**
Stddev	.00020	.00097	.00163	.00150	.00008	.00009	.00076	.00328	.00014	.00015	.00002	.00005
%RSD	1.9333	.88732	12.929	1.1918	.82642	10.700	.65824	1.6493	2.6543	1.4881	.20272	.33648
#1	.01011	.11035	.01148	.12691	.01006	.00095	.11429	.20137	.00547	.01043	.01073	.01509
#2	.01039	.10898	.01379	.12479	.01018	.00081	.11536	.19673	.00526	.01022	.01070	.01502
Check ?	Chk Pass	Chk Pass	Chk Pass	Chk Pass	Chk Pass	Chk Pass	Chk Pass	Chk Pass	Chk Pass	Chk Pass	Chk Pass	Chk Pass
Value												
Range												

Elem	Fe2599	K_7664	Li6707	Mg2790	Mn2576	Mo2020	Na5895	Ni2316	P_1782	Pb2203	S_1820	Sb2068
Units	ppm	ppm	ppm	ppm	ppm	ppm	ppm	ppm	ppm	ppm	ppm	ppm
Avg	**.10791**	**3.2526**	**.00922**	**.21016**	**.01030**	**.02137**	**1.1036**	**.04210**	**3.0314**	**.00698**	**.00398**	**.02129**
Stddev	.00033	.0161	.00089	.00045	.00007	.00018	.0027	.00001	.0147	.00284	.00044	.00088
%RSD	.30370	.49615	9.6477	.21354	.64084	.83542	.24740	.02177	.48657	40.718	11.079	4.1550
#1	.10768	3.2640	.00859	.21048	.01034	.02125	1.1017	.04210	3.0418	.00898	.00429	.02191
#2	.10814	3.2412	.00985	.20984	.01025	.02150	1.1055	.04209	3.0210	.00497	.00367	.02066
Check ?	Chk Pass	Chk Pass	Chk Pass	Chk Pass	Chk Pass	Chk Pass	Chk Pass	Chk Pass	Chk Pass	Chk Pass	None	Chk Pass
Value												
Range												

Elem	Se1960	Si2881	Sn1899	Sr4077	Th2837	Ti3349	Tl1908	U_3701	V_2924	Zn2062	Zr3391
Units	ppm	ppm	ppm	ppm	ppm	ppm	ppm	ppm	ppm	ppm	ppm
Avg	F **.00930**	**.53032**	**.10483**	**.00971**	**.01241**	**.00934**	**.01507**	**.07171**	**.00978**	**.01877**	**.01569**
Stddev	.00327	.01653	.00085	.00005	.00021	.00019	.00252	.01948	.00009	.00000	.00111
%RSD	35.120	3.1174	.81408	.50077	1.6795	2.0528	16.733	27.172	.91964	.01208	7.0897
#1	.00699	.51863	.10544	.00974	.01226	.00920	.01328	.08549	.00971	.01877	.01648
#2	.01161	.54201	.10423	.00968	.01255	.00947	.01685	.05793	.00984	.01876	.01490
Check ?	Chk Fail	Chk Pass	Chk Pass	Chk Pass	Chk Pass	Chk Pass	Chk Pass	Chk Pass	Chk Pass	Chk Pass	Chk Pass
Value	.01500										
Range	-30.000%										

Int. Std.	Y_2243	Y_3600	Y_3774
Units	Cts/S	Cts/S	Cts/S
Avg	**1573.2**	**32976.**	**5877.1**
Stddev	2.9	58.	61.2
%RSD	.18147	.17439	1.0417
#1	1575.2	33017.	5833.8
#2	1571.2	32935.	5920.4

Sample Name: MB 280-325709/1-C Acquired: 5/20/2016 22:34:14 Type: Unk
Method: 6500_026(v10) Mode: CONC Corr. Factor: 1.000000
User: kellyca Custom ID1: 5/19 Custom ID2: Custom ID3:
Comment: 325989 6010C Q5 (Fe)

Elem	Ag3280	Al1670	As1890	B_2089	Ba4554	Be3130	Bi2230	Ca3179	Cd2288
Line	328.068 {103}	167.079 {502}	189.042 {478}	208.959 {461}	455.403 { 74}	313.042 {108}	223.061 {451}	317.933 {106}	228.802 {447}
Units	ppm	ppm	ppm	ppm	ppm	ppm	ppm	ppm	ppm
Avg	**-.00026**	**.00562**	**.00107**	F **.01269**	**.00010**	**-.00008**	**-.00066**	**.00806**	**.00000**
Stddev	.00027	.00023	.00309	.00101	.00007	.00002	.00266	.00091	.00008
%RSD	102.64	4.1270	289.28	7.9233	65.234	21.273	403.88	11.335	45704.
#1	-.00007	.00579	.00325	.01341	.00006	-.00007	-.00254	.00870	.00005
#2	-.00045	.00546	-.00112	.01198	.00015	-.00009	.00122	.00741	-.00005
Check ?	Chk Pass	Chk Pass	Chk Pass	Chk Fail	Chk Pass	Chk Pass	Chk Pass	Chk Pass	Chk Pass
High Limit				.01000					
Low Limit				-.01000					

Elem	Co2286	Cr2055	Cu3247	Fe2599	K_7664	Li6707	Mg2790	Mn2576	Mo2020
Line	228.616 {447}	205.560 {464}	324.754 {104}	259.940 {130}	766.490 { 44}	670.784 { 50}	279.079 {121}2	257.610 {131}	202.030 {467}
Units	ppm	ppm	ppm	ppm	ppm	ppm	ppm	ppm	ppm
Avg	**-.00042**	**.00003**	**-.00060**	**.01854**	**.12987**	**-.00085**	**.00569**	**.00139**	**-.00054**
Stddev	.00041	.00027	.00033	.00093	.02865	.00046	.00505	.00001	.00045
%RSD	98.474	1067.3	55.468	5.0287	22.063	53.518	88.821	.70857	82.760
#1	-.00013	-.00017	-.00084	.01920	.15013	-.00118	.00926	.00140	-.00086
#2	-.00071	.00022	-.00036	.01788	.10961	-.00053	.00212	.00139	-.00023
Check ?	Chk Pass	Chk Pass	Chk Pass	Chk Pass	Chk Pass	Chk Pass	Chk Pass	Chk Pass	Chk Pass
High Limit									
Low Limit									

Elem	Na5895	Ni2316	P_1782	Pb2203	S_1820	Sb2068	Se1960	Si2881	Sn1899
Line	589.592 { 57}	231.604 {446}	178.284 {489}	220.353 {453}	182.034 {485}	206.833 {463}	196.090 {472}	288.158 {117}	189.989 {477}
Units	ppm	ppm	ppm	ppm	ppm	ppm	ppm	ppm	ppm
Avg	**.06528**	**-.00023**	**.00028**	**-.00055**	**.01129**	**-.00011**	**-.00242**	**.01567**	**.00038**
Stddev	.00709	.00036	.00262	.00100	.00358	.00311	.00202	.00072	.00071
%RSD	10.862	154.12	953.93	181.47	31.725	2824.7	83.406	4.5924	188.13
#1	.06026	.00002	-.00158	-.00126	.01383	.00209	-.00099	.01516	.00088
#2	.07029	-.00049	.00213	.00016	.00876	-.00231	-.00385	.01617	-.00012
Check ?	Chk Pass	Chk Pass	Chk Pass	Chk Pass	Chk Pass	Chk Pass	Chk Pass	Chk Pass	Chk Pass
High Limit									
Low Limit									

Elem	Sr4077	Th2837	Ti3349	Tl1908	U_3701	V_2924	Zn2062	Zr3391
Line	407.771 { 83}	283.730 {119}	334.904 {101}	190.856 {477}	370.152 { 91}	292.402 {115}	206.200 {163}	339.198 { 99}
Units	ppm	ppm	ppm	ppm	ppm	ppm	ppm	ppm
Avg	**.00002**	**-.00082**	**.00017**	**-.00165**	**.00708**	**-.00022**	**.00142**	**.00023**
Stddev	.00003	.00027	.00024	.00274	.01197	.00046	.00159	.00027
%RSD	152.14	32.808	141.73	166.01	169.17	206.66	111.48	119.52
#1	-.00000	-.00063	-.00000	.00029	.01554	.00010	.00030	.00042
#2	.00005	-.00101	.00034	-.00359	-.00139	-.00055	.00255	.00004
Check ?	Chk Pass	Chk Pass	Chk Pass	Chk Pass	Chk Pass	Chk Pass	Chk Pass	Chk Pass
High Limit								
Low Limit								

Int. Std.	Y_2243	Y_3600	Y_3774
Line	224.306 {450}	360.073 { 94}	377.433 { 89}
Units	Cts/S	Cts/S	Cts/S
Avg	**1580.5**	**32815.**	**5762.3**
Stddev	1.3	32.	.4
%RSD	.08134	.09661	.00684
#1	1581.4	32792.	5762.0
#2	1579.6	32837.	5762.5

Sample Name: LCS 280-325709/2-C Acquired: 5/20/2016 22:36:58 Type: Unk
Method: 6500_026(v10) Mode: CONC Corr. Factor: 1.000000
User: kellyca Custom ID1: Custom ID2: Custom ID3:
Comment: 325989 6010C Q5 (Fe)

Elem	Ag3280	Al1670	As1890	B_2089	Ba4554	Be3130	Bi2230	Ca3179	Cd2288
Line	328.068 {103}	167.079 {502}	189.042 {478}	208.959 {461}	455.403 { 74}	313.042 {108}	223.061 {451}	317.933 {106}	228.802 {447}
Units	ppm	ppm	ppm	ppm	ppm	ppm	ppm	ppm	ppm
Avg	**.04996**	**1.9823**	**1.0508**	F **1.1032**	**1.9957**	**.05140**	F **2.2102**	**50.222**	**.10491**
Stddev	.00080	.0025	.0023	.0027	.0026	.00009	.0136	.140	.00063
%RSD	1.6052	.12615	.21660	.24743	.12838	.16854	.61706	.27927	.60079
#1	.05053	1.9805	1.0524	1.1052	1.9939	.05134	2.2199	50.123	.10536
#2	.04939	1.9840	1.0491	1.1013	1.9975	.05146	2.2006	50.321	.10447
Check ?	Chk Pass	Chk Pass	Chk Pass	Chk Fail	Chk Pass	Chk Pass	Chk Fail	Chk Pass	Chk Pass
High Limit				1.1000			2.2000		
Low Limit				.89000			1.8000		

Elem	Co2286	Cr2055	Cu3247	Fe2599	K_7664	Li6707	Mg2790	Mn2576	Mo2020
Line	228.616 {447}	205.560 {464}	324.754 {104}	259.940 {130}	766.490 { 44}	670.784 { 50}	279.079 {121}2	257.610 {131}	202.030 {467}
Units	ppm	ppm	ppm	ppm	ppm	ppm	ppm	ppm	ppm
Avg	**.51199**	F **.20509**	**.25336**	**.99627**	**52.976**	**1.0789**	**50.020**	**.49022**	**1.0565**
Stddev	.00097	.00053	.00006	.00364	.131	.0016	.063	.00113	.0030
%RSD	.18853	.25989	.02429	.36552	.24700	.15041	.12651	.23118	.28218
#1	.51267	.20546	.25341	.99369	52.883	1.0777	49.975	.48942	1.0587
#2	.51130	.20471	.25332	.99884	53.068	1.0800	50.065	.49102	1.0544
Check ?	Chk Pass	Chk Fail	Chk Pass	Chk Pass	Chk Pass	Chk Pass	Chk Pass	Chk Pass	Chk Pass
High Limit		.05750							
Low Limit		.04300							

Elem	Na8183	Ni2316	P_1782	Pb2203	S_1820	Sb2068	Se1960	Si2881	Sn1899
Line	818.326 { 41}	231.604 {446}	178.284 {489}	220.353 {453}	182.034 {485}	206.833 {463}	196.090 {472}	288.158 {117}	189.989 {477}
Units	ppm	ppm	ppm	ppm	ppm	ppm	ppm	ppm	ppm
Avg	**51.558**	**.49892**	**10.636**	**.52450**	**2.0766**	**.52823**	**2.0982**	**9.9859**	**1.9554**
Stddev	.193	.00081	.015	.00379	.0002	.00150	.0018	.0351	.0101
%RSD	.37446	.16136	.14128	.72240	.00789	.28451	.08426	.35118	.51764
#1	51.421	.49949	10.647	.52182	2.0765	.52929	2.0994	9.9611	1.9625
#2	51.694	.49835	10.625	.52717	2.0768	.52716	2.0969	10.011	1.9482
Check ?	Chk Pass	Chk Pass	Chk Pass	Chk Pass	Chk Pass	Chk Pass	Chk Pass	Chk Pass	Chk Pass
High Limit									
Low Limit									

Elem	Sr4077	Th2837	Ti3349	Tl1908	U_3701	V_2924	Zn2062	Zr3391
Line	407.771 { 83}	283.730 {119}	334.904 {101}	190.856 {477}	370.152 { 91}	292.402 {115}	206.200 {163}	339.198 { 99}
Units	ppm	ppm	ppm	ppm	ppm	ppm	ppm	ppm
Avg	**.95691**	**.97608**	**.93722**	**2.0225**	**2.1101**	**.47390**	**.49958**	**.48864**
Stddev	.00144	.00215	.00278	.0060	.0016	.00070	.00466	.00383
%RSD	.15026	.22050	.29672	.29513	.07602	.14697	.93365	.78390
#1	.95590	.97456	.93525	2.0267	2.1113	.47341	.49628	.48593
#2	.95793	.97760	.93918	2.0182	2.1090	.47440	.50288	.49134
Check ?	Chk Pass	Chk Pass	Chk Pass	Chk Pass	Chk Pass	Chk Pass	Chk Pass	Chk Pass
High Limit								
Low Limit								

Int. Std.	Y_2243	Y_3600	Y_3774
Line	224.306 {450}	360.073 { 94}	377.433 { 89}
Units	Cts/S	Cts/S	Cts/S
Avg	**1506.2**	**31027.**	**5774.2**
Stddev	.2	41.	29.8
%RSD	.01291	.13262	.51548
#1	1506.0	31057.	5795.2
#2	1506.3	30998.	5753.1

Sample Name: 320-18796-C-5-B Acquired: 5/20/2016 22:39:28 Type: Unk
Method: 6500_026(v10) Mode: CONC Corr. Factor: 1.000000
User: kellyca Custom ID1: Custom ID2: Custom ID3:
Comment: 325989 6010C Q5 (Fe)

Elem	Ag3280	Al1670	As1890	B_2089	Ba4554	Be3130	Bi2230	Ca3179	Cd2288
Line	328.068 {103}	167.079 {502}	189.042 {478}	208.959 {461}	455.403 { 74}	313.042 {108}	223.061 {451}	317.933 {106}	228.802 {447}
Units	ppm	ppm	ppm	ppm	ppm	ppm	ppm	ppm	ppm
Avg	**-.00006**	**.00461**	**-.00461**	**.07160**	**.00519**	**-.00012**	**-.00339**	**34.461**	**.00036**
Stddev	.00002	.00046	.00012	.00038	.00018	.00003	.00343	.100	.00002
%RSD	32.383	9.8798	2.5646	.53390	3.4915	26.666	101.45	.28937	5.0485
#1	-.00004	.00494	-.00453	.07187	.00507	-.00014	-.00096	34.531	.00035
#2	-.00007	.00429	-.00469	.07133	.00532	-.00009	-.00581	34.390	.00037
Check ?	Chk Pass	Chk Pass	Chk Pass	Chk Pass	Chk Pass	Chk Pass	Chk Pass	Chk Pass	Chk Pass
High Limit									
Low Limit									

Elem	Co2286	Cr2055	Cu3247	Fe2599	K_7664	Li6707	Mg2790	Mn2576	Mo2020
Line	228.616 {447}	205.560 {464}	324.754 {104}	259.940 {130}	766.490 { 44}	670.784 { 50}	279.079 {121}2	257.610 {131}	202.030 {467}
Units	ppm	ppm	ppm	ppm	ppm	ppm	ppm	ppm	ppm
Avg	**-.00038**	**.00099**	**.00292**	**.57831**	**5.6444**	**.00947**	**6.7159**	**.02420**	**.00114**
Stddev	.00015	.00005	.00008	.00264	.0209	.00073	.0330	.00010	.00002
%RSD	40.728	5.3119	2.6273	.45636	.37037	7.6813	.49199	.40798	1.5214
#1	-.00027	.00103	.00298	.58018	5.6297	.00999	6.6925	.02413	.00113
#2	-.00049	.00096	.00287	.57644	5.6592	.00896	6.7393	.02427	.00116
Check ?	Chk Pass	Chk Pass	Chk Pass	Chk Pass	Chk Pass	Chk Pass	Chk Pass	Chk Pass	Chk Pass
High Limit									
Low Limit									

Elem	Na8183	Ni2316	P_1782	Pb2203	S_1820	Sb2068	Se1960	Si2881	Sn1899
Line	818.326 { 41}	231.604 {446}	178.284 {489}	220.353 {453}	182.034 {485}	206.833 {463}	196.090 {472}	288.158 {117}	189.989 {477}
Units	ppm	ppm	ppm	ppm	ppm	ppm	ppm	ppm	ppm
Avg	**29.113**	**.00063**	**.04655**	**-.00151**	**.59444**	**-.00101**	**-.00253**	**14.885**	**.00148**
Stddev	.164	.00008	.00085	.00081	.00284	.00115	.00802	.002	.00086
%RSD	.56233	13.246	1.8306	53.632	.47731	113.95	316.84	.01141	58.489
#1	29.228	.00057	.04715	-.00093	.59243	-.00020	.00314	14.886	.00087
#2	28.997	.00069	.04594	-.00208	.59645	-.00182	-.00820	14.883	.00209
Check ?	Chk Pass	Chk Pass	Chk Pass	Chk Pass	Chk Pass	Chk Pass	Chk Pass	Chk Pass	Chk Pass
High Limit									
Low Limit									

Elem	Sr4077	Th2837	Ti3349	Tl1908	U_3701	V_2924	Zn2062	Zr3391
Line	407.771 { 83}	283.730 {119}	334.904 {101}	190.856 {477}	370.152 { 91}	292.402 {115}	206.200 {163}	339.198 { 99}
Units	ppm	ppm	ppm	ppm	ppm	ppm	ppm	ppm
Avg	**.18938**	**-.00557**	**.00035**	**-.00004**	**.03955**	**.00038**	**.00095**	**.00137**
Stddev	.00044	.00031	.00030	.00098	.00008	.00047	.00048	.00067
%RSD	.23327	5.6513	83.970	2687.9	.20095	122.55	50.848	48.623
#1	.18907	-.00534	.00056	.00066	.03949	.00005	.00129	.00090
#2	.18970	-.00579	.00014	-.00073	.03961	.00071	.00061	.00185
Check ?	Chk Pass	Chk Pass	Chk Pass	Chk Pass	Chk Pass	Chk Pass	Chk Pass	Chk Pass
High Limit								
Low Limit								

Int. Std.	Y_2243	Y_3600	Y_3774
Line	224.306 {450}	360.073 { 94}	377.433 { 89}
Units	Cts/S	Cts/S	Cts/S
Avg	**1552.4**	**32052.**	**5732.5**
Stddev	.1	87.	33.2
%RSD	.00488	.26998	.57966
#1	1552.5	32113.	5709.0
#2	1552.4	31991.	5756.0

Sample Name: 320-18796-E-6-B Acquired: 5/20/2016 22:42:10 Type: Unk
Method: 6500_026(v10) Mode: CONC Corr. Factor: 1.000000
User: kellyca Custom ID1: Custom ID2: Custom ID3:
Comment: 325989 6010C Q5 (Fe)

Elem	Ag3280	Al1670	As1890	B_2089	Ba4554	Be3130	Bi2230	Ca3179	Cd2288
Line	328.068 {103}	167.079 {502}	189.042 {478}	208.959 {461}	455.403 { 74}	313.042 {108}	223.061 {451}	317.933 {106}	228.802 {447}
Units	ppm	ppm	ppm	ppm	ppm	ppm	ppm	ppm	ppm
Avg	**.00014**	**.00791**	**-.00557**	**.07516**	**.00693**	**-.00014**	**-.00328**	**36.297**	**.00019**
Stddev	.00013	.00076	.00047	.00042	.00003	.00008	.00304	.004	.00003
%RSD	93.058	9.6100	8.4139	.56455	.39956	53.587	92.630	.00970	14.158
#1	.00022	.00737	-.00591	.07546	.00691	-.00020	-.00543	36.294	.00017
#2	.00005	.00845	-.00524	.07486	.00695	-.00009	-.00113	36.299	.00021
Check ?	Chk Pass	Chk Pass	Chk Pass	Chk Pass	Chk Pass	Chk Pass	Chk Pass	Chk Pass	Chk Pass
High Limit									
Low Limit									

Elem	Co2286	Cr2055	Cu3247	Fe2599	K_7664	Li6707	Mg2790	Mn2576	Mo2020
Line	228.616 {447}	205.560 {464}	324.754 {104}	259.940 {130}	766.490 { 44}	670.784 { 50}	279.079 {121}2	257.610 {131}	202.030 {467}
Units	ppm	ppm	ppm	ppm	ppm	ppm	ppm	ppm	ppm
Avg	**-.00088**	**.00029**	**.00778**	**.01013**	**6.0119**	**.00916**	**6.7355**	**.00149**	**.00039**
Stddev	.00038	.00009	.00035	.00300	.0280	.00074	.0222	.00004	.00029
%RSD	43.366	32.713	4.5492	29.589	.46577	8.0703	.32982	2.5715	73.733
#1	-.00115	.00035	.00753	.00801	5.9921	.00864	6.7512	.00151	.00019
#2	-.00061	.00022	.00803	.01225	6.0317	.00968	6.7198	.00146	.00060
Check ?	Chk Pass	Chk Pass	Chk Pass	Chk Pass	Chk Pass	Chk Pass	Chk Pass	Chk Pass	Chk Pass
High Limit									
Low Limit									

Elem	Na8183	Ni2316	P_1782	Pb2203	S_1820	Sb2068	Se1960	Si2881	Sn1899
Line	818.326 { 41}	231.604 {446}	178.284 {489}	220.353 {453}	182.034 {485}	206.833 {463}	196.090 {472}	288.158 {117}	189.989 {477}
Units	ppm	ppm	ppm	ppm	ppm	ppm	ppm	ppm	ppm
Avg	**29.057**	**.00069**	**.03304**	**-.00229**	**.61431**	**.00134**	**.00150**	**17.784**	**.00190**
Stddev	.016	.00079	.00047	.00342	.01212	.00049	.00876	.042	.00033
%RSD	.05368	113.67	1.4264	149.25	1.9730	36.559	584.87	.23512	17.409
#1	29.068	.00014	.03337	-.00471	.62288	.00169	.00769	17.813	.00213
#2	29.046	.00125	.03271	.00013	.60573	.00100	-.00470	17.754	.00167
Check ?	Chk Pass	Chk Pass	Chk Pass	Chk Pass	Chk Pass	Chk Pass	Chk Pass	Chk Pass	Chk Pass
High Limit									
Low Limit									

Elem	Sr4077	Th2837	Ti3349	Tl1908	U_3701	V_2924	Zn2062	Zr3391
Line	407.771 { 83}	283.730 {119}	334.904 {101}	190.856 {477}	370.152 { 91}	292.402 {115}	206.200 {163}	339.198 { 99}
Units	ppm	ppm	ppm	ppm	ppm	ppm	ppm	ppm
Avg	**.23497**	**-.00512**	**.00020**	**-.00224**	**.02544**	**.00058**	**.00822**	**.00025**
Stddev	.00029	.00034	.00048	.00200	.01458	.00043	.00162	.00046
%RSD	.12419	6.7030	235.81	89.018	57.317	74.281	19.675	182.54
#1	.23477	-.00487	.00054	-.00083	.03575	.00088	.00708	.00058
#2	.23518	-.00536	-.00013	-.00365	.01513	.00028	.00936	-.00007
Check ?	Chk Pass	Chk Pass	Chk Pass	Chk Pass	Chk Pass	Chk Pass	Chk Pass	Chk Pass
High Limit								
Low Limit								

Int. Std.	Y_2243	Y_3600	Y_3774
Line	224.306 {450}	360.073 { 94}	377.433 { 89}
Units	Cts/S	Cts/S	Cts/S
Avg	**1531.4**	**32014.**	**5854.7**
Stddev	3.7	92.	12.6
%RSD	.24341	.28657	.21552
#1	1528.7	32078.	5863.7
#2	1534.0	31949.	5845.8

Sample Name: 320-18794-C-1-C Acquired: 5/20/2016 22:44:52 Type: Unk
Method: 6500_026(v10) Mode: CONC Corr. Factor: 1.000000
User: kellyca Custom ID1: Custom ID2: Custom ID3:
Comment: 325989 6010C Q5 (Fe)

Elem	Ag3280	Al1670	As1890	B_2089	Ba4554	Be3130	Bi2230	Ca3179	Cd2288
Line	328.068 {103}	167.079 {502}	189.042 {478}	208.959 {461}	455.403 { 74}	313.042 {108}	223.061 {451}	317.933 {106}	228.802 {447}
Units	ppm	ppm	ppm	ppm	ppm	ppm	ppm	ppm	ppm
Avg	**.00023**	**.00139**	**-.00868**	**.08455**	**.02270**	**-.00014**	**.00008**	**45.416**	**.00033**
Stddev	.00017	.00092	.00250	.00008	.00004	.00000	.00020	.116	.00007
%RSD	72.960	66.750	28.780	.09958	.15754	2.2406	247.95	.25550	21.876
#1	.00035	.00073	-.00691	.08461	.02272	-.00014	-.00006	45.498	.00038
#2	.00011	.00204	-.01044	.08449	.02267	-.00014	.00023	45.334	.00028
Check ?	Chk Pass	Chk Pass	Chk Pass	Chk Pass	Chk Pass	Chk Pass	Chk Pass	Chk Pass	Chk Pass
High Limit									
Low Limit									

Elem	Co2286	Cr2055	Cu3247	Fe2599	K_7664	Li6707	Mg2790	Mn2576	Mo2020
Line	228.616 {447}	205.560 {464}	324.754 {104}	259.940 {130}	766.490 { 44}	670.784 { 50}	279.079 {121}2	257.610 {131}	202.030 {467}
Units	ppm	ppm	ppm	ppm	ppm	ppm	ppm	ppm	ppm
Avg	**-.00066**	**-.00003**	**-.00013**	**.17352**	**5.5284**	**.00908**	**7.9801**	**.19304**	**.00020**
Stddev	.00023	.00022	.00036	.00063	.0533	.00133	.0290	.00004	.00008
%RSD	35.114	714.08	270.08	.36548	.96357	14.614	.36396	.01928	40.406
#1	-.00082	.00013	.00012	.17307	5.5661	.00814	7.9595	.19301	.00026
#2	-.00049	-.00019	-.00039	.17397	5.4908	.01001	8.0006	.19307	.00014
Check ?	Chk Pass	Chk Pass	Chk Pass	Chk Pass	Chk Pass	Chk Pass	Chk Pass	Chk Pass	Chk Pass
High Limit									
Low Limit									

Elem	Na8183	Ni2316	P_1782	Pb2203	S_1820	Sb2068	Se1960	Si2881	Sn1899
Line	818.326 { 41}	231.604 {446}	178.284 {489}	220.353 {453}	182.034 {485}	206.833 {463}	196.090 {472}	288.158 {117}	189.989 {477}
Units	ppm	ppm	ppm	ppm	ppm	ppm	ppm	ppm	ppm
Avg	**33.182**	**.00234**	**.00462**	**.00014**	**.70779**	**.00072**	W **-.00540**	**17.270**	**.00093**
Stddev	.305	.00023	.00091	.00036	.00047	.00088	.00078	.039	.00082
%RSD	.91819	10.000	19.773	267.12	.06609	121.84	14.454	.22723	87.463
#1	32.966	.00250	.00398	.00039	.70812	.00010	-.00595	17.298	.00151
#2	33.397	.00217	.00527	-.00012	.70746	.00134	-.00485	17.242	.00036
Check ?	Chk Pass	Chk Pass	Chk Pass	Chk Pass	Chk Pass	Chk Pass	Chk Warn	Chk Pass	Chk Pass
High Limit							5.0000		
Low Limit							-.00500		

Elem	Sr4077	Th2837	Ti3349	Tl1908	U_3701	V_2924	Zn2062	Zr3391
Line	407.771 { 83}	283.730 {119}	334.904 {101}	190.856 {477}	370.152 { 91}	292.402 {115}	206.200 {163}	339.198 { 99}
Units	ppm	ppm	ppm	ppm	ppm	ppm	ppm	ppm
Avg	**.29379**	**-.00690**	**.00017**	**-.00185**	**.00920**	**-.00014**	**.00091**	**.00148**
Stddev	.00092	.00115	.00013	.00295	.00189	.00000	.00040	.00156
%RSD	.31414	16.592	77.690	159.93	20.556	2.2161	44.543	105.87
#1	.29445	-.00609	.00007	.00024	.00786	-.00014	.00119	.00258
#2	.29314	-.00771	.00026	-.00393	.01053	-.00014	.00062	.00037
Check ?	Chk Pass	Chk Pass	Chk Pass	Chk Pass	Chk Pass	Chk Pass	Chk Pass	Chk Pass
High Limit								
Low Limit								

Int. Std.	Y_2243	Y_3600	Y_3774
Line	224.306 {450}	360.073 { 94}	377.433 { 89}
Units	Cts/S	Cts/S	Cts/S
Avg	**1538.3**	**31606.**	**5674.4**
Stddev	4.2	8.	17.7
%RSD	.27358	.02406	.31253
#1	1541.3	31601.	5661.9
#2	1535.3	31612.	5687.0

Sample Name: 320-18794-C-1-C SD@5 Acquired: 5/20/2016 22:47:33 Type: Unk
Method: 6500_026(v10) Mode: CONC Corr. Factor: 1.000000
User: kellyca Custom ID1: Custom ID2: Custom ID3:
Comment: 325989 6010C Q5 (Fe)

Elem	Ag3280	Al1670	As1890	B_2089	Ba4554	Be3130	Bi2230	Ca3179	Cd2288
Line	328.068 {103}	167.079 {502}	189.042 {478}	208.959 {461}	455.403 { 74}	313.042 {108}	223.061 {451}	317.933 {106}	228.802 {447}
Units	ppm	ppm	ppm	ppm	ppm	ppm	ppm	ppm	ppm
Avg	**.00572**	**1.0305**	**.20723**	**.19273**	**.12316**	**.05204**	**-.00080**	**63.159**	**.05351**
Stddev	.00030	.0044	.00188	.00058	.00032	.00041	.00002	.054	.00008
%RSD	5.2186	.42574	.90648	.30331	.26349	.78738	2.9597	.08531	.14662
#1	.00593	1.0336	.20856	.19232	.12293	.05175	-.00082	63.121	.05356
#2	.00551	1.0274	.20590	.19315	.12339	.05233	-.00079	63.197	.05345
Check ?	Chk Pass	Chk Pass	Chk Pass	Chk Pass	Chk Pass	Chk Pass	Chk Pass	Chk Pass	Chk Pass
High Limit									
Low Limit									

Elem	Co2286	Cr2055	Cu3247	Fe2599	K_7664	Li6707	Mg2790	Mn2576	Mo2020
Line	228.616 {447}	205.560 {464}	324.754 {104}	259.940 {130}	766.490 { 44}	670.784 { 50}	279.079 {121}2	257.610 {131}	202.030 {467}
Units	ppm	ppm	ppm	ppm	ppm	ppm	ppm	ppm	ppm
Avg	**.05210**	**.05106**	**.05123**	**1.1624**	**26.740**	**.12087**	**27.658**	**.23579**	**.05329**
Stddev	.00006	.00037	.00037	.0001	.066	.00094	.006	.00081	.00070
%RSD	.11622	.72650	.72454	.01135	.24796	.77468	.02298	.34187	1.3146
#1	.05214	.05080	.05097	1.1625	26.787	.12153	27.662	.23522	.05379
#2	.05206	.05132	.05149	1.1623	26.693	.12021	27.653	.23636	.05280
Check ?	Chk Pass	Chk Pass	Chk Pass	Chk Pass	Chk Pass	Chk Pass	Chk Pass	Chk Pass	Chk Pass
High Limit									
Low Limit									

Elem	Na8183	Ni2316	P_1782	Pb2203	S_1820	Sb2068	Se1960	Si2881	Sn1899
Line	818.326 { 41}	231.604 {446}	178.284 {489}	220.353 {453}	182.034 {485}	206.833 {463}	196.090 {472}	288.158 {117}	189.989 {477}
Units	ppm	ppm	ppm	ppm	ppm	ppm	ppm	ppm	ppm
Avg	**53.609**	**.05218**	**2.1529**	**.10379**	**.69377**	**.10396**	**.21251**	**21.786**	**.10077**
Stddev	.028	.00006	.0146	.00432	.00167	.00160	.00091	.029	.00036
%RSD	.05153	.11636	.67998	4.1594	.24041	1.5401	.42963	.13328	.36087
#1	53.628	.05222	2.1633	.10685	.69259	.10510	.21315	21.807	.10051
#2	53.589	.05214	2.1426	.10074	.69495	.10283	.21186	21.766	.10102
Check ?	Chk Pass	Chk Pass	Chk Pass	Chk Pass	Chk Pass	Chk Pass	Chk Pass	Chk Pass	Chk Pass
High Limit									
Low Limit									

Elem	Sr4077	Th2837	Ti3349	Tl1908	U_3701	V_2924	Zn2062	Zr3391
Line	407.771 { 83}	283.730 {119}	334.904 {101}	190.856 {477}	370.152 { 91}	292.402 {115}	206.200 {163}	339.198 { 99}
Units	ppm	ppm	ppm	ppm	ppm	ppm	ppm	ppm
Avg	**.33665**	**.19450**	**.04842**	**.20677**	**.51670**	**.04770**	**.20009**	**.05057**
Stddev	.00082	.00322	.00027	.00278	.02562	.00078	.00298	.00038
%RSD	.24234	1.6531	.56517	1.3441	4.9588	1.6361	1.4892	.76028
#1	.33608	.19222	.04822	.20873	.53482	.04714	.19798	.05085
#2	.33723	.19677	.04861	.20480	.49858	.04825	.20220	.05030
Check ?	Chk Pass	Chk Pass	Chk Pass	Chk Pass	Chk Pass	Chk Pass	Chk Pass	Chk Pass
High Limit								
Low Limit								

Int. Std.	Y_2243	Y_3600	Y_3774
Line	224.306 {450}	360.073 { 94}	377.433 { 89}
Units	Cts/S	Cts/S	Cts/S
Avg	**1511.0**	**31323.**	**5857.9**
Stddev	3.8	124.	12.5
%RSD	.24920	.39649	.21265
#1	1513.6	31411.	5866.7
#2	1508.3	31235.	5849.1

Sample Name: 320-18794-C-1-D MS Acquired: 5/20/2016 22:50:13 Type: Unk
Method: 6500_026(v10) Mode: CONC Corr. Factor: 1.000000
User: kellyca Custom ID1: Custom ID2: Custom ID3:
Comment: 325989 6010C Q5 (Fe)

Elem	Ag3280	Al1670	As1890	B_2089	Ba4554	Be3130	Bi2230	Ca3179	Cd2288
Line	328.068 {103}	167.079 {502}	189.042 {478}	208.959 {461}	455.403 { 74}	313.042 {108}	223.061 {451}	317.933 {106}	228.802 {447}
Units	ppm	ppm	ppm	ppm	ppm	ppm	ppm	ppm	ppm
Avg	**.04872**	**1.9438**	**1.0317**	**1.1668**	**1.9663**	**.05062**	**2.1664**	**94.193**	**.10343**
Stddev	.00002	.0073	.0032	.0013	.0004	.00010	.0050	.062	.00003
%RSD	.04445	.37429	.30571	.10694	.02106	.20004	.23213	.06618	.03029
#1	.04873	1.9489	1.0295	1.1677	1.9660	.05055	2.1628	94.149	.10345
#2	.04870	1.9386	1.0339	1.1659	1.9666	.05069	2.1699	94.237	.10341
Check ?	Chk Pass	Chk Pass	Chk Pass	Chk Pass	Chk Pass	Chk Pass	Chk Pass	Chk Pass	Chk Pass
High Limit									
Low Limit									

Elem	Co2286	Cr2055	Cu3247	Fe2599	K_7664	Li6707	Mg2790	Mn2576	Mo2020
Line	228.616 {447}	205.560 {464}	324.754 {104}	259.940 {130}	766.490 { 44}	670.784 { 50}	279.079 {121}2	257.610 {131}	202.030 {467}
Units	ppm	ppm	ppm	ppm	ppm	ppm	ppm	ppm	ppm
Avg	**.49746**	W **.19984**	**.24890**	**1.1508**	**57.751**	**1.0718**	**56.773**	**.66655**	**1.0427**
Stddev	.00034	.00076	.00105	.0030	.077	.0002	.213	.00180	.0003
%RSD	.06799	.38195	.41994	.25943	.13385	.02062	.37515	.27017	.02415
#1	.49722	.20038	.24816	1.1529	57.805	1.0716	56.623	.66528	1.0429
#2	.49770	.19930	.24964	1.1487	57.696	1.0719	56.924	.66782	1.0425
Check ?	Chk Pass	Chk Warn	Chk Pass	Chk Pass	Chk Pass	Chk Pass	Chk Pass	Chk Pass	Chk Pass
High Limit		.10000							
Low Limit		-.01000							

Elem	Na8183	Ni2316	P_1782	Pb2203	S_1820	Sb2068	Se1960	Si2881	Sn1899
Line	818.326 { 41}	231.604 {446}	178.284 {489}	220.353 {453}	182.034 {485}	206.833 {463}	196.090 {472}	288.158 {117}	189.989 {477}
Units	ppm	ppm	ppm	ppm	ppm	ppm	ppm	ppm	ppm
Avg	**83.879**	**.48445**	**10.481**	**.50230**	**2.7812**	**.52518**	**2.0631**	**27.167**	**1.9307**
Stddev	.372	.00022	.001	.00231	.0073	.00415	.0226	.094	.0028
%RSD	.44378	.04568	.01161	.46038	.26433	.79091	1.0961	.34628	.14401
#1	83.616	.48430	10.480	.50394	2.7760	.52812	2.0471	27.101	1.9327
#2	84.142	.48461	10.481	.50066	2.7864	.52224	2.0791	27.234	1.9287
Check ?	Chk Pass	Chk Pass	Chk Pass	Chk Pass	Chk Pass	Chk Pass	Chk Pass	Chk Pass	Chk Pass
High Limit									
Low Limit									

Elem	Sr4077	Th2837	Ti3349	Tl1908	U_3701	V_2924	Zn2062	Zr3391
Line	407.771 { 83}	283.730 {119}	334.904 {101}	190.856 {477}	370.152 { 91}	292.402 {115}	206.200 {163}	339.198 { 99}
Units	ppm	ppm	ppm	ppm	ppm	ppm	ppm	ppm
Avg	**1.2270**	**.95687**	**.93293**	**1.9363**	**2.0649**	**.46509**	**.48471**	**.48536**
Stddev	.0009	.00727	.00581	.0090	.0273	.00225	.00661	.00097
%RSD	.07517	.75994	.62264	.46709	1.3219	.48399	1.3637	.20055
#1	1.2264	.96201	.92882	1.9299	2.0456	.46350	.48938	.48467
#2	1.2277	.95173	.93704	1.9427	2.0842	.46668	.48003	.48605
Check ?	Chk Pass	Chk Pass	Chk Pass	Chk Pass	Chk Pass	Chk Pass	Chk Pass	Chk Pass
High Limit								
Low Limit								

Int. Std.	Y_2243	Y_3600	Y_3774
Line	224.306 {450}	360.073 { 94}	377.433 { 89}
Units	Cts/S	Cts/S	Cts/S
Avg	**1481.7**	**30424.**	**5627.2**
Stddev	1.3	67.	12.6
%RSD	.08741	.22113	.22418
#1	1482.6	30472.	5636.1
#2	1480.8	30377.	5618.3

Sample Name: 320-18794-C-1-E MSD Acquired: 5/20/2016 22:52:44 Type: Unk
Method: 6500_026(v10) Mode: CONC Corr. Factor: 1.000000
User: kellyca Custom ID1: Custom ID2: Custom ID3:
Comment: 325989 6010C Q5 (Fe)

Elem	Ag3280	Al1670	As1890	B_2089	Ba4554	Be3130	Bi2230	Ca3179	Cd2288
Line	328.068 {103}	167.079 {502}	189.042 {478}	208.959 {461}	455.403 { 74}	313.042 {108}	223.061 {451}	317.933 {106}	228.802 {447}
Units	ppm	ppm	ppm	ppm	ppm	ppm	ppm	ppm	ppm
Avg	**.04991**	**1.9842**	**1.0641**	**1.1944**	**2.0272**	**.05173**	**2.2173**	**95.380**	**.10566**
Stddev	.00013	.0047	.0067	.0021	.0049	.00034	.0011	.164	.00038
%RSD	.26293	.23683	.63154	.17584	.24244	.66171	.04925	.17216	.35952
#1	.05000	1.9875	1.0689	1.1959	2.0237	.05197	2.2165	95.264	.10592
#2	.04982	1.9809	1.0594	1.1930	2.0306	.05149	2.2180	95.496	.10539
Check ?	Chk Pass	Chk Pass	Chk Pass	Chk Pass	Chk Pass	Chk Pass	Chk Pass	Chk Pass	Chk Pass
High Limit									
Low Limit									

Elem	Co2286	Cr2055	Cu3247	Fe2599	K_7664	Li6707	Mg2790	Mn2576	Mo2020
Line	228.616 {447}	205.560 {464}	324.754 {104}	259.940 {130}	766.490 { 44}	670.784 { 50}	279.079 {121}2	257.610 {131}	202.030 {467}
Units	ppm	ppm	ppm	ppm	ppm	ppm	ppm	ppm	ppm
Avg	**.50954**	W **.20483**	**.25499**	**1.1561**	**59.386**	**1.1100**	**57.574**	**.67573**	**1.0715**
Stddev	.00030	.00057	.00132	.0114	.053	.0008	.161	.00232	.0038
%RSD	.05866	.27720	.51712	.98899	.08891	.07350	.28008	.34316	.35056
#1	.50932	.20443	.25406	1.1480	59.349	1.1094	57.460	.67409	1.0742
#2	.50975	.20523	.25593	1.1642	59.424	1.1105	57.688	.67736	1.0689
Check ?	Chk Pass	Chk Warn	Chk Pass	Chk Pass	Chk Pass	Chk Pass	Chk Pass	Chk Pass	Chk Pass
High Limit		.10000							
Low Limit		-.01000							

Elem	Na8183	Ni2316	P_1782	Pb2203	S_1820	Sb2068	Se1960	Si2881	Sn1899
Line	818.326 { 41}	231.604 {446}	178.284 {489}	220.353 {453}	182.034 {485}	206.833 {463}	196.090 {472}	288.158 {117}	189.989 {477}
Units	ppm	ppm	ppm	ppm	ppm	ppm	ppm	ppm	ppm
Avg	**86.156**	**.49602**	**10.713**	**.51560**	**2.8476**	**.53713**	**2.1022**	**27.632**	**1.9700**
Stddev	.449	.00178	.007	.00000	.0062	.00108	.0016	.057	.0040
%RSD	.52084	.35958	.06199	.00003	.21875	.20094	.07731	.20589	.20137
#1	85.839	.49728	10.718	.51560	2.8432	.53789	2.1011	27.592	1.9728
#2	86.474	.49476	10.709	.51560	2.8520	.53637	2.1034	27.672	1.9672
Check ?	Chk Pass	Chk Pass	Chk Pass	Chk Pass	Chk Pass	Chk Pass	Chk Pass	Chk Pass	Chk Pass
High Limit									
Low Limit									

Elem	Sr4077	Th2837	Ti3349	Tl1908	U_3701	V_2924	Zn2062	Zr3391
Line	407.771 { 83}	283.730 {119}	334.904 {101}	190.856 {477}	370.152 { 91}	292.402 {115}	206.200 {163}	339.198 { 99}
Units	ppm	ppm	ppm	ppm	ppm	ppm	ppm	ppm
Avg	**1.2637**	**.98271**	**.94912**	**1.9763**	**2.0792**	**.47179**	**.48956**	**.49812**
Stddev	.0011	.00191	.00438	.0012	.0194	.00126	.00082	.00215
%RSD	.08947	.19422	.46189	.05794	.93358	.26771	.16779	.43215
#1	1.2629	.98136	.94602	1.9771	2.0655	.47090	.48898	.49660
#2	1.2645	.98406	.95222	1.9755	2.0930	.47268	.49014	.49964
Check ?	Chk Pass	Chk Pass	Chk Pass	Chk Pass	Chk Pass	Chk Pass	Chk Pass	Chk Pass
High Limit								
Low Limit								

Int. Std.	Y_2243	Y_3600	Y_3774
Line	224.306 {450}	360.073 { 94}	377.433 { 89}
Units	Cts/S	Cts/S	Cts/S
Avg	**1477.7**	**30586.**	**5723.0**
Stddev	3.1	76.	18.5
%RSD	.20731	.24832	.32321
#1	1475.5	30640.	5736.1
#2	1479.8	30533.	5709.9

Sample Name: 320-18794-C-1-C PDS Acquired: 5/20/2016 22:55:15 Type: Unk
Method: 6500_026(v10) Mode: CONC Corr. Factor: 1.000000
User: kellyca Custom ID1: Custom ID2: Custom ID3:
Comment: 325989 6010C Q5 (Fe)

Elem	Ag3280	Al1670	As1890	B_2089	Ba4554	Be3130	Bi2230	Ca3179	Cd2288
Line	328.068 {103}	167.079 {502}	189.042 {478}	208.959 {461}	455.403 { 74}	313.042 {108}	223.061 {451}	317.933 {106}	228.802 {447}
Units	ppm	ppm	ppm	ppm	ppm	ppm	ppm	ppm	ppm
Avg	**-.00007**	**.00270**	**-.00194**	**.02415**	**.00497**	**-.00004**	**-.00081**	**9.0664**	**-.00019**
Stddev	.00076	.00010	.00045	.00075	.00010	.00010	.00163	.0090	.00031
%RSD	1091.0	3.8038	22.983	3.0867	1.9453	268.28	201.31	.09915	165.84
#1	-.00060	.00277	-.00163	.02467	.00504	.00003	.00034	9.0727	.00003
#2	.00047	.00262	-.00226	.02362	.00490	-.00011	-.00196	9.0600	-.00041
Check ?	Chk Pass	Chk Pass	Chk Pass	Chk Pass	Chk Pass	Chk Pass	Chk Pass	Chk Pass	Chk Pass
High Limit									
Low Limit									

Elem	Co2286	Cr2055	Cu3247	Fe2599	K_7664	Li6707	Mg2790	Mn2576	Mo2020
Line	228.616 {447}	205.560 {464}	324.754 {104}	259.940 {130}	766.490 { 44}	670.784 { 50}	279.079 {121}2	257.610 {131}	202.030 {467}
Units	ppm	ppm	ppm	ppm	ppm	ppm	ppm	ppm	ppm
Avg	**-.00031**	**-.00020**	**-.00055**	**.05509**	**1.2196**	**.00197**	**1.5974**	**.03886**	**.00098**
Stddev	.00000	.00013	.00011	.00082	.0073	.00046	.0085	.00010	.00093
%RSD	.98715	68.788	20.084	1.4795	.59655	23.257	.53317	.26691	94.949
#1	-.00031	-.00010	-.00063	.05566	1.2145	.00164	1.5914	.03878	.00032
#2	-.00031	-.00029	-.00047	.05451	1.2247	.00229	1.6035	.03893	.00163
Check ?	Chk Pass	Chk Pass	Chk Pass	Chk Pass	Chk Pass	Chk Pass	Chk Pass	Chk Pass	Chk Pass
High Limit									
Low Limit									

Elem	Na5895	Ni2316	P_1782	Pb2203	S_1820	Sb2068	Se1960	Si2881	Sn1899
Line	589.592 { 57}	231.604 {446}	178.284 {489}	220.353 {453}	182.034 {485}	206.833 {463}	196.090 {472}	288.158 {117}	189.989 {477}
Units	ppm	ppm	ppm	ppm	ppm	ppm	ppm	ppm	ppm
Avg	**6.7283**	**.00062**	**-.00051**	**.00084**	**.13841**	**-.00071**	**.00293**	**3.3966**	**-.00047**
Stddev	.0163	.00010	.00401	.00144	.00633	.00229	.00486	.0043	.00052
%RSD	.24157	15.353	790.66	172.09	4.5742	323.54	165.80	.12810	110.58
#1	6.7397	.00069	.00233	.00186	.14288	-.00233	-.00051	3.3997	-.00010
#2	6.7168	.00055	-.00334	-.00018	.13393	.00091	.00637	3.3935	-.00084
Check ?	Chk Pass	Chk Pass	Chk Pass	Chk Pass	Chk Pass	Chk Pass	Chk Pass	Chk Pass	Chk Pass
High Limit									
Low Limit									

Elem	Sr4077	Th2837	Ti3349	Tl1908	U_3701	V_2924	Zn2062	Zr3391
Line	407.771 { 83}	283.730 {119}	334.904 {101}	190.856 {477}	370.152 { 91}	292.402 {115}	206.200 {163}	339.198 { 99}
Units	ppm	ppm	ppm	ppm	ppm	ppm	ppm	ppm
Avg	**.05935**	**-.00349**	**.00032**	**.00030**	**-.00471**	**-.00019**	**.00193**	**.00133**
Stddev	.00024	.00214	.00005	.00369	.02135	.00029	.00011	.00094
%RSD	.41196	61.378	15.493	1223.3	453.04	154.54	5.5302	70.907
#1	.05952	-.00197	.00028	.00291	-.01981	.00002	.00186	.00200
#2	.05917	-.00500	.00035	-.00231	.01038	-.00039	.00201	.00066
Check ?	Chk Pass	Chk Pass	Chk Pass	Chk Pass	Chk Pass	Chk Pass	Chk Pass	Chk Pass
High Limit								
Low Limit								

Int. Std.	Y_2243	Y_3600	Y_3774
Line	224.306 {450}	360.073 { 94}	377.433 { 89}
Units	Cts/S	Cts/S	Cts/S
Avg	**1568.5**	**32851.**	**5864.5**
Stddev	3.2	44.	5.3
%RSD	.20131	.13370	.09122
#1	1566.3	32882.	5860.7
#2	1570.8	32820.	5868.3

Sample Name: ccvh-3900196 Acquired: 5/20/2016 22:57:57 Type: QC
Method: 6500_026(v10) Mode: CONC Corr. Factor: 1.000000
User: kellyca Custom ID1: Custom ID2: Custom ID3:
Comment:

Elem	Ag3280	Al3092	As1890	B_2089	Ba4554	Be3130	Bi2230	Ca3179	Cd2288	Co2286	Cr2055	Cu3247	Fe2714
Units	ppm	ppm	ppm	ppm	ppm	ppm	ppm	ppm	ppm	ppm	ppm	ppm	ppm
Avg	**-.00307**	**46.160**	**-.00286**	**.00692**	**.00020**	**-.00036**	**1.0478**	**-.05175**	**-.00117**	**.00257**	**-.00052**	**.00572**	**46.818**
Stddev	.00081	.059	.00529	.00061	.00014	.00002	.0006	.00233	.00001	.00015	.00011	.00033	.074
%RSD	26.451	.12845	184.76	8.7517	70.559	6.5946	.06173	4.4940	.49851	5.7523	22.160	5.7730	.15784
#1	-.00250	46.202	-.00660	.00649	.00029	-.00034	1.0473	-.05011	-.00117	.00246	-.00060	.00595	46.765
#2	-.00365	46.118	.00088	.00734	.00010	-.00038	1.0482	-.05339	-.00118	.00267	-.00044	.00549	46.870
Check ?	None	Chk Pass	None	None	None	None	Chk Pass	None	None	None	None	None	Chk Pass
Value													
Range													

Elem	K_7664	Li6707	Mg2790	Mn2576	Mo2020	Na8183	Ni2316	P_1782	Pb2203	S_1820	Sb2068	Se1960	Si2881
Units	ppm	ppm	ppm	ppm	ppm	ppm	ppm	ppm	ppm	ppm	ppm	ppm	ppm
Avg	**.07574**	**.00040**	**.14755**	**-.00075**	**-.00205**	**250.96**	**-.00000**	**.00247**	**.00161**	**5.0176**	**.00118**	**-.00372**	**-.01914**
Stddev	.00167	.00049	.00461	.00012	.00033	.06	.00058	.00250	.00082	.0195	.00375	.00724	.03379
%RSD	2.2020	119.96	3.1245	15.752	16.092	.02418	22511.	101.05	50.956	.38806	318.30	194.52	176.51
#1	.07692	.00006	.15081	-.00066	-.00229	251.01	-.00041	.00424	.00218	5.0039	.00383	-.00884	-.04304
#2	.07456	.00075	.14429	-.00083	-.00182	250.92	.00041	.00071	.00103	5.0314	-.00148	.00140	.00475
Check ?	None	None	None	None	None	Chk Pass	None	None	None	Chk Pass	None	None	None
Value													
Range													

Elem	Sn1899	Sr4077	Th2837	Ti3349	Tl1908	U_3701	V_2924	Zn2062	Zr3391
Units	ppm	ppm	ppm	ppm	ppm	ppm	ppm	ppm	ppm
Avg	**.00167**	**.00023**	**4.8657**	**.02637**	**-.00372**	**9.9892**	**-.01660**	**-.00165**	**-.01456**
Stddev	.00051	.00004	.0208	.00042	.00119	.0052	.00009	.00032	.00102
%RSD	30.809	18.997	.42660	1.5922	32.044	.05226	.53530	19.439	6.9791
#1	.00130	.00020	4.8804	.02667	-.00456	9.9929	-.01666	-.00142	-.01384
#2	.00203	.00026	4.8510	.02607	-.00287	9.9855	-.01653	-.00187	-.01528
Check ?	None	None	Chk Pass	None	None	Chk Pass	None	None	None
Value									
Range									

Int. Std.	Y_2243	Y_3600	Y_3774
Units	Cts/S	Cts/S	Cts/S
Avg	**1507.1**	**30862.**	**5714.7**
Stddev	.6	56.	12.1
%RSD	.03752	.18303	.21247
#1	1507.5	30822.	5706.2
#2	1506.7	30902.	5723.3

Sample Name: ccv-3900195 Acquired: 5/20/2016 23:00:43 Type: QC
Method: 6500_026(v10) Mode: CONC Corr. Factor: 1.000000
User: kellyca Custom ID1: Custom ID2: Custom ID3:
Comment:

Elem	Ag3280	Al1670	As1890	B_2089	Ba4554	Be3130	Bi2230	Ca3179	Cd2288	Co2286	Cr2055	Cu3247	Fe2599
Units	ppm	ppm	ppm	ppm	ppm	ppm	ppm	ppm	ppm	ppm	ppm	ppm	ppm
Avg	**.49361**	**.52107**	**1.0224**	**.54373**	**.50081**	**.51834**	**-.00234**	**5.0856**	**.52751**	**.52629**	**.51648**	**.50078**	**2.5212**
Stddev	.00219	.00406	.0068	.00068	.00050	.00118	.00114	.0339	.00057	.00028	.00029	.00365	.0012
%RSD	.44368	.77845	.66564	.12515	.09998	.22701	48.467	.66647	.10840	.05308	.05567	.72909	.04749
#1	.49207	.52394	1.0272	.54422	.50046	.51751	-.00154	5.1096	.52711	.52649	.51668	.49820	2.5220
#2	.49516	.51820	1.0176	.54325	.50117	.51917	-.00315	5.0616	.52792	.52609	.51627	.50336	2.5203
Check ?	Chk Pass	Chk Pass	Chk Pass	Chk Pass	Chk Pass	Chk Pass	None	Chk Pass	Chk Pass	Chk Pass	Chk Pass	Chk Pass	Chk Pass
Value													
Range													

Elem	K_7664	Li6707	Mg2790	Mn2576	Mo2020	Na5895	Ni2316	P_1782	Pb2203	S_1820	Sb2068	Se1960	Si2881
Units	ppm	ppm	ppm	ppm	ppm	ppm	ppm	ppm	ppm	ppm	ppm	ppm	ppm
Avg	**52.410**	**1.0761**	**19.975**	**.50220**	**.52418**	**5.2890**	**.51050**	**1.0257**	**1.0483**	**.00889**	**1.0288**	**1.0123**	**5.0722**
Stddev	.004	.0024	.119	.00154	.00246	.0185	.00092	.0051	.0012	.00133	.0004	.0028	.0220
%RSD	.00823	.22069	.59700	.30748	.47022	.34939	.17930	.49611	.11590	14.937	.03805	.27424	.43298
#1	52.413	1.0744	19.890	.50111	.52592	5.3021	.50985	1.0221	1.0475	.00983	1.0291	1.0103	5.0877
#2	52.407	1.0778	20.059	.50329	.52243	5.2759	.51114	1.0293	1.0492	.00796	1.0285	1.0142	5.0566
Check ?	Chk Pass	Chk Pass	Chk Pass	Chk Pass	Chk Pass	Chk Pass	Chk Pass	Chk Pass	Chk Pass	None	Chk Pass	Chk Pass	Chk Pass
Value													
Range													

Elem	Sn1899	Sr4077	Th2837	Ti3349	Tl1908	U_3701	V_2924	Zn2062	Zr3391
Units	ppm	ppm	ppm	ppm	ppm	ppm	ppm	ppm	ppm
Avg	**1.0021**	**.48576**	**.00053**	**.47378**	**1.0343**	**.01676**	**.47944**	**.50400**	**.50538**
Stddev	.0005	.00024	.00177	.00039	.0048	.02473	.00341	.00503	.00000
%RSD	.04867	.05014	336.25	.08278	.46065	147.59	.71212	.99719	.00020
#1	1.0017	.48593	.00178	.47406	1.0310	-.00073	.47703	.50045	.50538
#2	1.0024	.48558	-.00073	.47350	1.0377	.03424	.48186	.50755	.50538
Check ?	Chk Pass	Chk Pass	None	Chk Pass	Chk Pass	None	Chk Pass	Chk Pass	Chk Pass
Value									
Range									

Int. Std.	Y_2243	Y_3600	Y_3774
Units	Cts/S	Cts/S	Cts/S
Avg	**1534.3**	**31584.**	**5644.8**
Stddev	4.1	45.	45.5
%RSD	.26734	.14192	.80693
#1	1537.2	31616.	5612.5
#2	1531.4	31552.	5677.0

Sample Name: ccb Acquired: 5/20/2016 23:03:19 Type: QC
Method: 6500_026(v10) Mode: CONC Corr. Factor: 1.000000
User: kellyca Custom ID1: Custom ID2: Custom ID3:
Comment:

Elem	Ag3280	Al1670	As1890	B_2089	Ba4554	Be3130	Bi2230	Ca3179	Cd2288	Co2286	Cr2055	Cu3247
Units	ppm	ppm	ppm	ppm	ppm	ppm	ppm	ppm	ppm	ppm	ppm	ppm
Avg	**.00004**	**-.00099**	**.00130**	F **.00528**	**-.00023**	**-.00008**	**-.00166**	**.00115**	**.00003**	**-.00045**	**-.00014**	**-.00043**
Stddev	.00001	.00085	.00167	.00019	.00009	.00009	.00125	.00029	.00008	.00017	.00008	.00026
%RSD	26.266	86.571	128.13	3.5791	40.551	107.63	75.051	25.537	249.13	37.759	58.123	62.082
#1	.00005	-.00159	.00012	.00541	-.00016	-.00002	-.00078	.00136	.00008	-.00033	-.00020	-.00061
#2	.00003	-.00038	.00248	.00514	-.00029	-.00014	-.00255	.00094	-.00002	-.00057	-.00008	-.00024
Check ?	Chk Pass	Chk Pass	Chk Pass	Chk Fail	Chk Pass	Chk Pass	None	Chk Pass	Chk Pass	Chk Pass	Chk Pass	Chk Pass
High Limit				.00312								
Low Limit				-.00312								

Elem	Fe2599	K_7664	Li6707	Mg2790	Mn2576	Mo2020	Na5895	Ni2316	P_1782	Pb2203	S_1820	Sb2068
Units	ppm	ppm	ppm	ppm	ppm	ppm	ppm	ppm	ppm	ppm	ppm	ppm
Avg	**.00385**	**.09638**	**-.00025**	**.00357**	**.00002**	**.00078**	**.02984**	**-.00030**	**.00040**	**-.00121**	**.00805**	**.00151**
Stddev	.00003	.01541	.00034	.00198	.00011	.00007	.00706	.00027	.00171	.00137	.00368	.00011
%RSD	.83974	15.984	133.68	55.531	708.80	8.7613	23.653	89.565	427.91	113.72	45.656	7.1883
#1	.00383	.08549	-.00001	.00498	-.00006	.00073	.03484	-.00049	-.00081	-.00218	.00545	.00159
#2	.00387	.10727	-.00049	.00217	.00009	.00082	.02485	-.00011	.00161	-.00024	.01065	.00143
Check ?	Chk Pass	Chk Pass	Chk Pass	Chk Pass	Chk Pass	Chk Pass	Chk Pass	Chk Pass	Chk Pass	Chk Pass	None	Chk Pass
High Limit												
Low Limit												

Elem	Se1960	Si2881	Sn1899	Sr4077	Th2837	Ti3349	Tl1908	U_3701	V_2924	Zn2062	Zr3391
Units	ppm	ppm	ppm	ppm	ppm	ppm	ppm	ppm	ppm	ppm	ppm
Avg	**-.00060**	**-.00315**	**.00028**	**.00005**	**-.00378**	**.00028**	**-.00123**	**.02038**	**.00004**	**-.00020**	**.00106**
Stddev	.00478	.00088	.00112	.00004	.00185	.00041	.00133	.00759	.00007	.00007	.00098
%RSD	794.13	27.923	396.50	71.253	49.000	145.83	108.31	37.225	157.39	36.410	92.957
#1	-.00398	-.00253	.00108	.00008	-.00247	.00057	-.00029	.02575	.00009	-.00025	.00036
#2	.00278	-.00377	-.00051	.00003	-.00509	-.00001	-.00218	.01502	-.00000	-.00015	.00175
Check ?	Chk Pass	Chk Pass	Chk Pass	Chk Pass	Chk Pass	Chk Pass	Chk Pass	Chk Pass	Chk Pass	Chk Pass	Chk Pass
High Limit											
Low Limit											

Int. Std.	Y_2243	Y_3600	Y_3774
Units	Cts/S	Cts/S	Cts/S
Avg	**1563.2**	**32697.**	**5769.8**
Stddev	2.0	48.	23.8
%RSD	.12913	.14709	.41165
#1	1564.6	32731.	5786.6
#2	1561.8	32663.	5753.0

Sample Name: ccvl-3903059 Acquired: 5/20/2016 23:06:05 Type: QC
Method: 6500_026(v10) Mode: CONC Corr. Factor: 1.000000
User: kellyca Custom ID1: Custom ID2: Custom ID3:
Comment:

Elem	Ag3280	Al1670	As1890	B_2089	Ba4554	Be3130	Bi2230	Ca3179	Cd2288	Co2286	Cr2055	Cu3247
Units	ppm	ppm	ppm	ppm	ppm	ppm	ppm	ppm	ppm	ppm	ppm	ppm
Avg	**.01014**	**.10536**	**.01321**	**.11262**	**.00990**	**.00092**	**.11432**	**.19813**	**.00557**	**.01033**	**.01035**	**.01474**
Stddev	.00044	.00062	.00299	.00024	.00006	.00003	.00005	.00058	.00004	.00014	.00001	.00033
%RSD	4.3685	.59282	22.626	.21656	.62379	3.4175	.04716	.29180	.65330	1.3603	.11266	2.2151
#1	.00982	.10492	.01533	.11244	.00986	.00089	.11435	.19854	.00555	.01023	.01035	.01451
#2	.01045	.10580	.01110	.11279	.00995	.00094	.11428	.19772	.00560	.01043	.01036	.01497
Check ?	Chk Pass	Chk Pass	Chk Pass	Chk Pass	Chk Pass	Chk Pass	Chk Pass	Chk Pass	Chk Pass	Chk Pass	Chk Pass	Chk Pass
Value												
Range												

Elem	Fe2599	K_7664	Li6707	Mg2790	Mn2576	Mo2020	Na5895	Ni2316	P_1782	Pb2203	S_1820	Sb2068
Units	ppm	ppm	ppm	ppm	ppm	ppm	ppm	ppm	ppm	ppm	ppm	ppm
Avg	**.12331**	**3.1855**	**.00960**	**.20294**	**.01045**	**.02132**	**1.0603**	**.04199**	**2.9773**	**.00844**	**.00215**	**.02202**
Stddev	.00111	.0177	.00024	.00524	.00001	.00011	.0027	.00018	.0342	.00005	.00060	.00028
%RSD	.89632	.55613	2.4604	2.5806	.06346	.53898	.25780	.42668	1.1487	.57363	27.814	1.2575
#1	.12409	3.1730	.00977	.19924	.01044	.02140	1.0584	.04212	3.0015	.00847	.00257	.02222
#2	.12253	3.1980	.00944	.20664	.01045	.02123	1.0622	.04186	2.9532	.00840	.00172	.02183
Check ?	Chk Pass	Chk Pass	Chk Pass	Chk Pass	Chk Pass	Chk Pass	Chk Pass	Chk Pass	Chk Pass	Chk Pass	None	Chk Pass
Value												
Range												

Elem	Se1960	Si2881	Sn1899	Sr4077	Th2837	Ti3349	Tl1908	U_3701	V_2924	Zn2062	Zr3391
Units	ppm	ppm	ppm	ppm	ppm	ppm	ppm	ppm	ppm	ppm	ppm
Avg	**.01506**	**.49284**	**.10145**	**.00958**	**.01161**	**.00942**	**.01321**	F **.08735**	**.00957**	**.02184**	**.01508**
Stddev	.00195	.01055	.00021	.00004	.00118	.00012	.00036	.01539	.00085	.00075	.00088
%RSD	12.958	2.1416	.20703	.45831	10.138	1.2234	2.7253	17.614	8.8697	3.4288	5.8403
#1	.01368	.48538	.10159	.00961	.01245	.00934	.01296	.07647	.01017	.02237	.01446
#2	.01644	.50030	.10130	.00954	.01078	.00950	.01346	.09823	.00897	.02131	.01570
Check ?	Chk Pass	Chk Pass	Chk Pass	Chk Pass	Chk Pass	Chk Pass	Chk Pass	Chk Fail	Chk Pass	Chk Pass	Chk Pass
Value								.06000			
Range								30.000%			

Int. Std.	Y_2243	Y_3600	Y_3774
Units	Cts/S	Cts/S	Cts/S
Avg	**1573.5**	**32872.**	**5824.5**
Stddev	3.2	68.	23.9
%RSD	.20413	.20551	.41105
#1	1571.2	32920.	5807.6
#2	1575.8	32825.	5841.4

Sample Name: MB 280-325983/1-A Acquired: 5/20/2016 23:08:49 Type: Unk
Method: 6500_026(v10) Mode: CONC Corr. Factor: 1.000000
User: kellyca Custom ID1: 5/20 Custom ID2: Custom ID3:
Comment: 325983 6010C Q4 soil

Elem	Ag3280	Al1670	As1890	B_2089	Ba4554	Be3130	Bi2230	Ca3179	Cd2288
Line	328.068 {103}	167.079 {502}	189.042 {478}	208.959 {461}	455.403 { 74}	313.042 {108}	223.061 {451}	317.933 {106}	228.802 {447}
Units	ppm	ppm	ppm	ppm	ppm	ppm	ppm	ppm	ppm
Avg	**.00020**	**.01618**	**-.00250**	F **.02926**	**.00042**	**-.00011**	**-.00071**	**.06783**	**.00012**
Stddev	.00006	.00011	.00234	.00036	.00018	.00003	.00057	.00022	.00002
%RSD	30.168	.64910	93.512	1.2415	42.887	21.878	79.413	.31987	15.343
#1	.00024	.01626	-.00416	.02900	.00029	-.00010	-.00111	.06798	.00011
#2	.00016	.01611	-.00085	.02951	.00055	-.00013	-.00031	.06768	.00013
Check ?	Chk Pass	Chk Pass	Chk Pass	Chk Fail	Chk Pass	Chk Pass	Chk Pass	Chk Pass	Chk Pass
High Limit				.01000					
Low Limit				-.01000					

Elem	Co2286	Cr2055	Cu3247	Fe2599	K_7664	Li6707	Mg2790	Mn2576	Mo2020
Line	228.616 {447}	205.560 {464}	324.754 {104}	259.940 {130}	766.490 { 44}	670.784 { 50}	279.079 {121}2	257.610 {131}	202.030 {467}
Units	ppm	ppm	ppm	ppm	ppm	ppm	ppm	ppm	ppm
Avg	**-.00045**	**.00058**	**-.00044**	W **.03972**	**.11688**	**-.00158**	**.02902**	**.00066**	**.00015**
Stddev	.00019	.00010	.00027	.00147	.00769	.00009	.00118	.00018	.00016
%RSD	42.391	17.442	62.016	3.6919	6.5749	5.5819	4.0802	27.132	104.00
#1	-.00031	.00051	-.00064	.03869	.12232	-.00152	.02986	.00054	.00004
#2	-.00058	.00065	-.00025	.04076	.11145	-.00164	.02818	.00079	.00026
Check ?	Chk Pass	Chk Pass	Chk Pass	Chk Warn	Chk Pass	Chk Pass	Chk Pass	Chk Pass	Chk Pass
High Limit				.03000					
Low Limit				-.05000					

Elem	Na5895	Ni2316	P_1782	Pb2203	S_1820	Sb2068	Se1960	Si2881	Sn1899
Line	589.592 { 57}	231.604 {446}	178.284 {489}	220.353 {453}	182.034 {485}	206.833 {463}	196.090 {472}	288.158 {117}	189.989 {477}
Units	ppm	ppm	ppm	ppm	ppm	ppm	ppm	ppm	ppm
Avg	**.10564**	**-.00030**	W **.00503**	**-.00269**	**.01406**	**.00208**	**-.00049**	W **.09468**	**.00161**
Stddev	.00399	.00041	.00676	.00022	.00579	.00107	.00265	.00604	.00116
%RSD	3.7754	136.03	134.29	8.3293	41.193	51.492	545.37	6.3836	72.142
#1	.10282	-.00059	.00025	-.00285	.00997	.00283	-.00236	.09896	.00079
#2	.10846	-.00001	.00981	-.00253	.01816	.00132	.00139	.09041	.00243
Check ?	Chk Pass	Chk Pass	Chk Warn	Chk Pass	Chk Pass	Chk Pass	Chk Pass	Chk Warn	Chk Pass
High Limit			.00500					.05000	
Low Limit			-.00500					-.05000	

Elem	Sr4077	Th2837	Ti3349	Tl1908	U_3701	V_2924	Zn2062	Zr3391
Line	407.771 { 83}	283.730 {119}	334.904 {101}	190.856 {477}	370.152 { 91}	292.402 {115}	206.200 {163}	339.198 { 99}
Units	ppm	ppm	ppm	ppm	ppm	ppm	ppm	ppm
Avg	**.00017**	**-.00288**	**.00051**	**-.00246**	**.02285**	**.00028**	**.00051**	**.00005**
Stddev	.00001	.00018	.00052	.00371	.00231	.00011	.00088	.00003
%RSD	5.5645	6.2063	101.23	150.88	10.111	38.362	170.30	50.786
#1	.00016	-.00300	.00088	.00016	.02122	.00035	.00114	.00007
#2	.00018	-.00275	.00015	-.00508	.02449	.00020	-.00011	.00003
Check ?	Chk Pass	Chk Pass	Chk Pass	Chk Pass	Chk Pass	Chk Pass	Chk Pass	Chk Pass
High Limit								
Low Limit								

Int. Std.	Y_2243	Y_3600	Y_3774
Line	224.306 {450}	360.073 { 94}	377.433 { 89}
Units	Cts/S	Cts/S	Cts/S
Avg	**1558.0**	**32437.**	**5720.9**
Stddev	.3	34.	47.3
%RSD	.01720	.10353	.82736
#1	1558.2	32414.	5754.4
#2	1557.8	32461.	5687.5

Sample Name: LCS 280-325983/2-A Acquired: 5/20/2016 23:11:33 Type: Unk
Method: 6500_026(v10) Mode: CONC Corr. Factor: 1.000000
User: kellyca Custom ID1: Custom ID2: Custom ID3:
Comment: 325983 6010C Q4 soil

Elem	Ag3280	Al1670	As1890	B_2089	Ba4554	Be3130	Bi2230	Ca3179	Cd2288
Line	328.068 {103}	167.079 {502}	189.042 {478}	208.959 {461}	455.403 { 74}	313.042 {108}	223.061 {451}	317.933 {106}	228.802 {447}
Units	ppm	ppm	ppm	ppm	ppm	ppm	ppm	ppm	ppm
Avg	**.05032**	**2.0724**	**1.0645**	F **1.2924**	**2.0321**	**.05219**	F **2.2187**	**51.426**	**.10579**
Stddev	.00076	.0062	.0078	.0044	.0011	.00014	.0011	.192	.00011
%RSD	1.5026	.29890	.73121	.34138	.05246	.26701	.05077	.37238	.10642
#1	.05085	2.0680	1.0700	1.2955	2.0313	.05209	2.2179	51.290	.10571
#2	.04978	2.0768	1.0590	1.2893	2.0328	.05229	2.2195	51.561	.10587
Check ?	Chk Pass	Chk Pass	Chk Pass	Chk Fail	Chk Pass	Chk Pass	Chk Fail	Chk Pass	Chk Pass
High Limit				1.1000			2.2000		
Low Limit				.81000			1.8000		

Elem	Co2286	Cr2055	Cu3247	Fe2599	K_7664	Li6707	Mg2790	Mn2576	Mo2020
Line	228.616 {447}	205.560 {464}	324.754 {104}	259.940 {130}	766.490 { 44}	670.784 { 50}	279.079 {121}2	257.610 {131}	202.030 {467}
Units	ppm	ppm	ppm	ppm	ppm	ppm	ppm	ppm	ppm
Avg	**.52072**	F **.20948**	**.25486**	**1.0377**	**53.733**	**1.0963**	**50.208**	**.50204**	**1.0958**
Stddev	.00119	.00047	.00012	.0050	.212	.0016	.045	.00019	.0054
%RSD	.22854	.22529	.04836	.48600	.39410	.14203	.08930	.03861	.49390
#1	.52156	.20982	.25478	1.0341	53.583	1.0974	50.240	.50218	1.0996
#2	.51987	.20915	.25495	1.0412	53.882	1.0952	50.177	.50191	1.0920
Check ?	Chk Pass	Chk Fail	Chk Pass	Chk Pass	Chk Pass	Chk Pass	Chk Pass	Chk Pass	Chk Pass
High Limit		.05700							
Low Limit		.04350							

Elem	Na8183	Ni2316	P_1782	Pb2203	S_1820	Sb2068	Se1960	Si2881	Sn1899
Line	818.326 { 41}	231.604 {446}	178.284 {489}	220.353 {453}	182.034 {485}	206.833 {463}	196.090 {472}	288.158 {117}	189.989 {477}
Units	ppm	ppm	ppm	ppm	ppm	ppm	ppm	ppm	ppm
Avg	**52.718**	**.50811**	**10.675**	**.52479**	**2.0833**	**.53039**	**2.0730**	**2.5683**	**1.9999**
Stddev	.273	.00152	.008	.00410	.0144	.00125	.0076	.0059	.0021
%RSD	.51752	.29944	.07846	.78064	.69140	.23565	.36922	.23089	.10717
#1	52.911	.50919	10.681	.52768	2.0935	.52951	2.0676	2.5641	1.9984
#2	52.525	.50703	10.669	.52189	2.0731	.53127	2.0784	2.5725	2.0014
Check ?	Chk Pass	Chk Pass	Chk Pass	Chk Pass	None	Chk Pass	Chk Pass	Chk Pass	Chk Pass
High Limit									
Low Limit									

Elem	Sr4077	Th2837	Ti3349	Tl1908	U_3701	V_2924	Zn2062	Zr3391
Line	407.771 { 83}	283.730 {119}	334.904 {101}	190.856 {477}	370.152 { 91}	292.402 {115}	206.200 {163}	339.198 { 99}
Units	ppm	ppm	ppm	ppm	ppm	ppm	ppm	ppm
Avg	**.97377**	**.99764**	**.96766**	**2.0277**	**2.1481**	**.48442**	**.51107**	**.50228**
Stddev	.00096	.00024	.00036	.0059	.0102	.00040	.00322	.00252
%RSD	.09878	.02397	.03757	.28939	.47485	.08289	.62951	.50089
#1	.97309	.99747	.96791	2.0318	2.1553	.48470	.51334	.50050
#2	.97445	.99781	.96740	2.0235	2.1409	.48414	.50879	.50406
Check ?	Chk Pass	Chk Pass	Chk Pass	Chk Pass	Chk Pass	Chk Pass	Chk Pass	Chk Pass
High Limit								
Low Limit								

Int. Std.	Y_2243	Y_3600	Y_3774
Line	224.306 {450}	360.073 { 94}	377.433 { 89}
Units	Cts/S	Cts/S	Cts/S
Avg	**1487.6**	**30440.**	**5594.2**
Stddev	2.7	13.	11.5
%RSD	.17913	.04320	.20625
#1	1485.7	30431.	5602.4
#2	1489.5	30450.	5586.1

Sample Name: 280-82954-A-14-J Acquired: 5/20/2016 23:14:06 Type: Unk
Method: 6500_026(v10) Mode: CONC Corr. Factor: 1.000000
User: kellyca Custom ID1: Custom ID2: Custom ID3:
Comment: 325983 6010C Q4 soil

Elem	Ag3280	Al3092	As1890	B_2089	Ba4554	Be3130	Bi2230	Ca3179	Cd2288
Line	328.068 {103}	309.271 {109}	189.042 {478}	208.959 {461}	455.403 { 74}	313.042 {108}	223.061 {451}	317.933 {106}	228.802 {447}
Units	ppm	ppm	ppm	ppm	ppm	ppm	ppm	ppm	ppm
Avg	**.00023**	**50.893**	**.00225**	**.00880**	**.15434**	**.00032**	**-.00016**	**.95245**	**.01179**
Stddev	.00073	.199	.00177	.00047	.00010	.00007	.00238	.00406	.00004
%RSD	310.31	.39124	78.460	5.3397	.06574	23.752	1446.4	.42599	.29736
#1	.00075	50.753	.00350	.00847	.15441	.00026	.00152	.94958	.01177
#2	-.00028	51.034	.00100	.00914	.15426	.00037	-.00185	.95531	.01182
Check ?	Chk Pass	Chk Pass	Chk Pass	Chk Pass	Chk Pass	Chk Pass	Chk Pass	Chk Pass	Chk Pass
High Limit									
Low Limit									

Elem	Co2286	Cr2055	Cu3247	Fe2599	K_7664	Li6707	Mg2790	Mn2576	Mo2020
Line	228.616 {447}	205.560 {464}	324.754 {104}	259.940 {130}	766.490 { 44}	670.784 { 50}	279.079 {121}2	257.610 {131}	202.030 {467}
Units	ppm	ppm	ppm	ppm	ppm	ppm	ppm	ppm	ppm
Avg	**.00184**	**.06787**	**1.0493**	**22.662**	**.75715**	**.02369**	**1.5052**	**.11116**	**.00318**
Stddev	.00027	.00043	.0040	.002	.00419	.00036	.0041	.00042	.00014
%RSD	14.508	.63594	.38086	.00702	.55386	1.5388	.27247	.37981	4.3496
#1	.00203	.06817	1.0465	22.660	.75419	.02395	1.5023	.11086	.00308
#2	.00165	.06756	1.0522	22.663	.76012	.02343	1.5081	.11146	.00328
Check ?	Chk Pass	Chk Pass	Chk Pass	Chk Pass	Chk Pass	Chk Pass	Chk Pass	Chk Pass	Chk Pass
High Limit									
Low Limit									

Elem	Na5895	Ni2316	P_1782	Pb2203	S_1820	Sb2068	Se1960	Si2881	Sn1899
Line	589.592 { 57}	231.604 {446}	178.284 {489}	220.353 {453}	182.034 {485}	206.833 {463}	196.090 {472}	288.158 {117}	189.989 {477}
Units	ppm	ppm	ppm	ppm	ppm	ppm	ppm	ppm	ppm
Avg	**.16854**	**.05093**	**.49795**	**.87796**	**.50748**	**.07482**	**-.00220**	**1.9668**	**.01302**
Stddev	.00386	.00073	.00520	.00309	.00159	.00272	.00215	.0231	.00179
%RSD	2.2927	1.4283	1.0450	.35173	.31332	3.6419	97.579	1.1729	13.760
#1	.17128	.05144	.49427	.88015	.50636	.07675	-.00373	1.9831	.01175
#2	.16581	.05041	.50163	.87578	.50861	.07290	-.00068	1.9505	.01429
Check ?	Chk Pass	Chk Pass	Chk Pass	Chk Pass	Chk Pass	Chk Pass	Chk Pass	Chk Pass	Chk Pass
High Limit									
Low Limit									

Elem	Sr4077	Th2837	Ti3349	Tl1908	U_3701	V_2924	Zn2062	Zr3391
Line	407.771 { 83}	283.730 {119}	334.904 {101}	190.856 {477}	370.152 { 91}	292.402 {115}	206.200 {163}	339.198 { 99}
Units	ppm	ppm	ppm	ppm	ppm	ppm	ppm	ppm
Avg	**.01319**	**.00344**	**.21520**	**-.00086**	**-.00660**	**.04639**	**1.3194**	**.01827**
Stddev	.00001	.00053	.00197	.00024	.00888	.00006	.0058	.00196
%RSD	.09100	15.295	.91739	27.896	134.55	.12193	.43671	10.707
#1	.01318	.00307	.21381	-.00069	-.00032	.04643	1.3235	.01689
#2	.01320	.00381	.21660	-.00103	-.01288	.04635	1.3153	.01966
Check ?	Chk Pass	Chk Pass	Chk Pass	Chk Pass	Chk Pass	Chk Pass	Chk Pass	Chk Pass
High Limit								
Low Limit								

Int. Std.	Y_2243	Y_3600	Y_3774
Line	224.306 {450}	360.073 { 94}	377.433 { 89}
Units	Cts/S	Cts/S	Cts/S
Avg	**1588.5**	**32739.**	**5947.3**
Stddev	1.7	80.	6.6
%RSD	.10808	.24361	.11099
#1	1589.7	32795.	5942.7
#2	1587.3	32682.	5952.0

Sample Name: 280-82954-A-14-JSD@5 Acquired: 5/20/2016 23:16:47 Type: Unk
Method: 6500_026(v10) Mode: CONC Corr. Factor: 1.000000
User: kellyca Custom ID1: Custom ID2: Custom ID3:
Comment: 325983 6010C Q4 soil

Elem	Ag3280	Al3092	As1890	B_2089	Ba4554	Be3130	Bi2230	Ca3179	Cd2288
Line	328.068 {103}	309.271 {109}	189.042 {478}	208.959 {461}	455.403 { 74}	313.042 {108}	223.061 {451}	317.933 {106}	228.802 {447}
Units	ppm	ppm	ppm	ppm	ppm	ppm	ppm	ppm	ppm
Avg	**-.00011**	**10.285**	**-.00251**	**.00425**	**.03123**	**-.00002**	**-.00268**	**.21389**	**.00256**
Stddev	.00023	.073	.00753	.00042	.00011	.00004	.00173	.00057	.00019
%RSD	213.46	.71305	299.87	9.7842	.36238	189.72	64.507	.26698	7.2921
#1	-.00027	10.234	.00281	.00395	.03131	-.00005	-.00390	.21429	.00243
#2	.00005	10.337	-.00784	.00454	.03115	.00001	-.00146	.21348	.00269
Check ?	Chk Pass	Chk Pass	Chk Pass	Chk Pass	Chk Pass	Chk Pass	Chk Pass	Chk Pass	Chk Pass
High Limit									
Low Limit									

Elem	Co2286	Cr2055	Cu3247	Fe2599	K_7664	Li6707	Mg2790	Mn2576	Mo2020
Line	228.616 {447}	205.560 {464}	324.754 {104}	259.940 {130}	766.490 { 44}	670.784 { 50}	279.079 {121}2	257.610 {131}	202.030 {467}
Units	ppm	ppm	ppm	ppm	ppm	ppm	ppm	ppm	ppm
Avg	**-.00017**	**.01362**	**.20618**	**4.6056**	**.21895**	**.00423**	**.30976**	**.02691**	**.00093**
Stddev	.00006	.00027	.00070	.0199	.00413	.00026	.00200	.00017	.00010
%RSD	38.526	1.9884	.34010	.43207	1.8870	6.0488	.64560	.64464	11.117
#1	-.00012	.01382	.20569	4.5915	.21603	.00405	.30835	.02704	.00086
#2	-.00021	.01343	.20668	4.6196	.22187	.00441	.31118	.02679	.00101
Check ?	Chk Pass	Chk Pass	Chk Pass	Chk Pass	Chk Pass	Chk Pass	Chk Pass	Chk Pass	Chk Pass
High Limit									
Low Limit									

Elem	Na5895	Ni2316	P_1782	Pb2203	S_1820	Sb2068	Se1960	Si2881	Sn1899
Line	589.592 { 57}	231.604 {446}	178.284 {489}	220.353 {453}	182.034 {485}	206.833 {463}	196.090 {472}	288.158 {117}	189.989 {477}
Units	ppm	ppm	ppm	ppm	ppm	ppm	ppm	ppm	ppm
Avg	**.19299**	**.01045**	**.10378**	**.18153**	**.18440**	**.01584**	**-.00063**	**.41552**	**.00373**
Stddev	.00020	.00005	.00510	.00046	.00231	.00266	.00930	.00085	.00036
%RSD	.10400	.49748	4.9181	.25448	1.2549	16.787	1483.1	.20385	9.6030
#1	.19314	.01048	.10739	.18121	.18604	.01396	.00595	.41492	.00398
#2	.19285	.01041	.10017	.18186	.18277	.01772	-.00720	.41612	.00348
Check ?	Chk Pass	Chk Pass	Chk Pass	Chk Pass	Chk Pass	Chk Pass	Chk Pass	Chk Pass	Chk Pass
High Limit									
Low Limit									

Elem	Sr4077	Th2837	Ti3349	Tl1908	U_3701	V_2924	Zn2062	Zr3391
Line	407.771 { 83}	283.730 {119}	334.904 {101}	190.856 {477}	370.152 { 91}	292.402 {115}	206.200 {163}	339.198 { 99}
Units	ppm	ppm	ppm	ppm	ppm	ppm	ppm	ppm
Avg	**.00270**	**-.00253**	**.04183**	**-.00182**	**.01414**	**.00895**	**.27028**	**.00482**
Stddev	.00003	.00072	.00002	.00209	.00912	.00004	.00029	.00003
%RSD	1.0966	28.530	.04905	115.01	64.499	.45940	.10900	.53690
#1	.00268	-.00304	.04182	-.00330	.02059	.00898	.27049	.00483
#2	.00272	-.00202	.04185	-.00034	.00769	.00892	.27008	.00480
Check ?	Chk Pass	Chk Pass	Chk Pass	Chk Pass	Chk Pass	Chk Pass	Chk Pass	Chk Pass
High Limit								
Low Limit								

Int. Std.	Y_2243	Y_3600	Y_3774
Line	224.306 {450}	360.073 { 94}	377.433 { 89}
Units	Cts/S	Cts/S	Cts/S
Avg	**1591.7**	**33063.**	**5895.3**
Stddev	.1	58.	26.3
%RSD	.00324	.17585	.44655
#1	1591.7	33104.	5913.9
#2	1591.8	33021.	5876.6

Sample Name: 280-82954-A-14-K MS Acquired: 5/20/2016 23:19:28 Type: Unk
Method: 6500_026(v10) Mode: CONC Corr. Factor: 1.000000
User: kellyca Custom ID1: Custom ID2: Custom ID3:
Comment: 325983 6010C Q4 soil

Elem	Ag3280	Al3092	As1890	B_2089	Ba4554	Be3130	Bi2230	Ca3179	Cd2288
Line	328.068 {103}	309.271 {109}	189.042 {478}	208.959 {461}	455.403 { 74}	313.042 {108}	223.061 {451}	317.933 {106}	228.802 {447}
Units	ppm	ppm	ppm	ppm	ppm	ppm	ppm	ppm	ppm
Avg	**.04847**	**51.101**	**1.0093**	**1.0368**	**2.1001**	**.04946**	**2.1272**	**48.889**	**.11140**
Stddev	.00105	.216	.0065	.0014	.0151	.00029	.0032	.131	.00015
%RSD	2.1667	.42312	.64548	.13961	.71722	.57835	.14787	.26708	.13260
#1	.04921	50.948	1.0139	1.0357	2.0895	.04926	2.1294	48.796	.11150
#2	.04772	51.254	1.0047	1.0378	2.1108	.04966	2.1250	48.981	.11129
Check ?	Chk Pass	Chk Pass	Chk Pass	Chk Pass	Chk Pass	Chk Pass	Chk Pass	Chk Pass	Chk Pass
High Limit									
Low Limit									

Elem	Co2286	Cr2055	Cu3247	Fe2599	K_7664	Li6707	Mg2790	Mn2576	Mo2020
Line	228.616 {447}	205.560 {464}	324.754 {104}	259.940 {130}	766.490 { 44}	670.784 { 50}	279.079 {121}2	257.610 {131}	202.030 {467}
Units	ppm	ppm	ppm	ppm	ppm	ppm	ppm	ppm	ppm
Avg	**.49518**	W **.23837**	**.65893**	**21.415**	**52.998**	**1.0857**	**49.795**	**.57662**	**1.0164**
Stddev	.00023	.00042	.00010	.075	.401	.0094	.137	.00171	.0022
%RSD	.04575	.17739	.01522	.35133	.75573	.86594	.27488	.29716	.21499
#1	.49534	.23807	.65900	21.362	52.714	1.0790	49.892	.57783	1.0179
#2	.49502	.23867	.65886	21.468	53.281	1.0923	49.699	.57541	1.0148
Check ?	Chk Pass	Chk Warn	Chk Pass	Chk Pass	Chk Pass	Chk Pass	Chk Pass	Chk Pass	Chk Pass
High Limit		.10000							
Low Limit		-.01000							

Elem	Na8183	Ni2316	P_1782	Pb2203	S_1820	Sb2068	Se1960	Si2881	Sn1899
Line	818.326 { 41}	231.604 {446}	178.284 {489}	220.353 {453}	182.034 {485}	206.833 {463}	196.090 {472}	288.158 {117}	189.989 {477}
Units	ppm	ppm	ppm	ppm	ppm	ppm	ppm	ppm	ppm
Avg	**50.013**	**.52610**	**10.388**	**.95775**	**2.4174**	**.47258**	**1.9883**	**5.7341**	**1.8519**
Stddev	.638	.00060	.032	.00243	.0092	.00111	.0265	.0363	.0053
%RSD	1.2762	.11480	.30687	.25395	.38029	.23393	1.3305	.63307	.28323
#1	49.562	.52567	10.411	.95947	2.4109	.47336	2.0070	5.7598	1.8556
#2	50.464	.52652	10.366	.95603	2.4239	.47180	1.9696	5.7084	1.8482
Check ?	Chk Pass	Chk Pass	Chk Pass	Chk Pass	Chk Pass	Chk Pass	Chk Pass	Chk Pass	Chk Pass
High Limit									
Low Limit									

Elem	Sr4077	Th2837	Ti3349	Tl1908	U_3701	V_2924	Zn2062	Zr3391
Line	407.771 { 83}	283.730 {119}	334.904 {101}	190.856 {477}	370.152 { 91}	292.402 {115}	206.200 {163}	339.198 { 99}
Units	ppm	ppm	ppm	ppm	ppm	ppm	ppm	ppm
Avg	**.94720**	**.94499**	**1.3760**	**1.9097**	**2.0401**	**.51348**	**1.0505**	**.49402**
Stddev	.00594	.00053	.0019	.0093	.0207	.00289	.0084	.00225
%RSD	.62694	.05592	.13439	.48526	1.0159	.56255	.80072	.45483
#1	.94300	.94461	1.3773	1.9162	2.0254	.51553	1.0565	.49243
#2	.95140	.94536	1.3747	1.9031	2.0547	.51144	1.0446	.49561
Check ?	Chk Pass	Chk Pass	Chk Pass	Chk Pass	Chk Pass	Chk Pass	Chk Pass	Chk Pass
High Limit								
Low Limit								

Int. Std.	Y_2243	Y_3600	Y_3774
Line	224.306 {450}	360.073 { 94}	377.433 { 89}
Units	Cts/S	Cts/S	Cts/S
Avg	**1520.9**	**31228.**	**5874.4**
Stddev	.0	52.	4.4
%RSD	.00030	.16661	.07416
#1	1520.9	31191.	5871.3
#2	1520.9	31264.	5877.4

Sample Name: 280-82954-A-14-L MSD Acquired: 5/20/2016 23:22:00 Type: Unk
Method: 6500_026(v10) Mode: CONC Corr. Factor: 1.000000
User: kellyca Custom ID1: Custom ID2: Custom ID3:
Comment: 325983 6010C Q4 soil

Elem	Ag3280	Al3092	As1890	B_2089	Ba4554	Be3130	Bi2230	Ca3179	Cd2288
Line	328.068 {103}	309.271 {109}	189.042 {478}	208.959 {461}	455.403 { 74}	313.042 {108}	223.061 {451}	317.933 {106}	228.802 {447}
Units	ppm	ppm	ppm	ppm	ppm	ppm	ppm	ppm	ppm
Avg	**.05337**	**64.077**	**1.0890**	**1.1204**	**2.3052**	**.05395**	**2.3055**	**52.806**	**.12000**
Stddev	.00088	.036	.0027	.0002	.0035	.00006	.0033	.131	.00022
%RSD	1.6527	.05682	.25146	.01628	.15167	.10467	.14311	.24762	.18695
#1	.05275	64.051	1.0909	1.1205	2.3077	.05399	2.3031	52.714	.12016
#2	.05400	64.102	1.0871	1.1203	2.3028	.05391	2.3078	52.899	.11984
Check ?	Chk Pass	Chk Pass	Chk Pass	Chk Pass	Chk Pass	Chk Pass	Chk Pass	Chk Pass	Chk Pass
High Limit									
Low Limit									

Elem	Co2286	Cr2055	Cu3247	Fe2599	K_7664	Li6707	Mg2790	Mn2576	Mo2020
Line	228.616 {447}	205.560 {464}	324.754 {104}	259.940 {130}	766.490 { 44}	670.784 { 50}	279.079 {121}2	257.610 {131}	202.030 {467}
Units	ppm	ppm	ppm	ppm	ppm	ppm	ppm	ppm	ppm
Avg	**.53591**	W **.26509**	**.84069**	**25.661**	**57.499**	**1.1873**	**54.189**	**.64369**	**1.1057**
Stddev	.00025	.00052	.00201	.024	.050	.0039	.153	.00153	.0022
%RSD	.04572	.19434	.23920	.09478	.08645	.32581	.28269	.23800	.20004
#1	.53574	.26473	.84211	25.644	57.464	1.1901	54.081	.64261	1.1041
#2	.53608	.26546	.83927	25.678	57.534	1.1846	54.298	.64478	1.1072
Check ?	Chk Pass	Chk Warn	Chk Pass	Chk Pass	Chk Pass	Chk Pass	Chk Pass	Chk Pass	Chk Pass
High Limit		.10000							
Low Limit		-.01000							

Elem	Na8183	Ni2316	P_1782	Pb2203	S_1820	Sb2068	Se1960	Si2881	Sn1899
Line	818.326 { 41}	231.604 {446}	178.284 {489}	220.353 {453}	182.034 {485}	206.833 {463}	196.090 {472}	288.158 {117}	189.989 {477}
Units	ppm	ppm	ppm	ppm	ppm	ppm	ppm	ppm	ppm
Avg	**54.472**	**.57485**	**11.233**	**1.0926**	**2.6406**	**.50299**	**2.1492**	**5.4551**	**2.0168**
Stddev	.043	.00003	.022	.0026	.0041	.00269	.0051	.0516	.0038
%RSD	.07829	.00440	.19834	.23847	.15497	.53418	.23707	.94591	.18805
#1	54.442	.57487	11.249	1.0907	2.6377	.50109	2.1456	5.4187	2.0195
#2	54.503	.57483	11.218	1.0944	2.6435	.50489	2.1528	5.4916	2.0142
Check ?	Chk Pass	Chk Pass	Chk Pass	Chk Pass	Chk Pass	Chk Pass	Chk Pass	Chk Pass	Chk Pass
High Limit									
Low Limit									

Elem	Sr4077	Th2837	Ti3349	Tl1908	U_3701	V_2924	Zn2062	Zr3391
Line	407.771 { 83}	283.730 {119}	334.904 {101}	190.856 {477}	370.152 { 91}	292.402 {115}	206.200 {163}	339.198 { 99}
Units	ppm	ppm	ppm	ppm	ppm	ppm	ppm	ppm
Avg	**1.0314**	**1.0284**	**1.4879**	**2.0535**	**2.2266**	**.56345**	**1.1965**	**.54267**
Stddev	.0021	.0030	.0037	.0019	.0081	.00403	.0066	.00205
%RSD	.20625	.28882	.24911	.09259	.36514	.71528	.55114	.37810
#1	1.0329	1.0263	1.4853	2.0548	2.2208	.56060	1.1918	.54412
#2	1.0299	1.0305	1.4905	2.0521	2.2323	.56630	1.2012	.54122
Check ?	Chk Pass	Chk Pass	Chk Pass	Chk Pass	Chk Pass	Chk Pass	Chk Pass	Chk Pass
High Limit								
Low Limit								

Int. Std.	Y_2243	Y_3600	Y_3774
Line	224.306 {450}	360.073 { 94}	377.433 { 89}
Units	Cts/S	Cts/S	Cts/S
Avg	**1506.5**	**30877.**	**5928.3**
Stddev	1.8	38.	19.1
%RSD	.11689	.12361	.32258
#1	1507.8	30904.	5941.9
#2	1505.3	30850.	5914.8

Sample Name: 280-82954-A-14-J PDS Acquired: 5/20/2016 23:24:30 Type: Unk
Method: 6500_026(v10) Mode: CONC Corr. Factor: 1.000000
User: kellyca Custom ID1: Custom ID2: Custom ID3:
Comment: 325983 6010C Q4 soil

Elem	Ag3280	Al3092	As1890	B_2089	Ba4554	Be3130	Bi2230	Ca3179	Cd2288
Line	328.068 {103}	309.271 {109}	189.042 {478}	208.959 {461}	455.403 { 74}	313.042 {108}	223.061 {451}	317.933 {106}	228.802 {447}
Units	ppm	ppm	ppm	ppm	ppm	ppm	ppm	ppm	ppm
Avg	**.00613**	**51.183**	**.20831**	**.11435**	**.24754**	**.05039**	**-.00328**	**20.649**	**.06333**
Stddev	.00055	.019	.00124	.00031	.00041	.00001	.00175	.011	.00038
%RSD	9.0575	.03793	.59383	.26829	.16582	.02274	53.454	.05332	.60221
#1	.00652	51.169	.20919	.11456	.24725	.05039	-.00204	20.641	.06360
#2	.00573	51.197	.20744	.11413	.24783	.05040	-.00452	20.656	.06306
Check ?	Chk Pass	Chk Pass	Chk Pass	Chk Pass	Chk Pass	Chk Pass	Chk Pass	Chk Pass	Chk Pass
High Limit									
Low Limit									

Elem	Co2286	Cr2055	Cu3247	Fe2599	K_7664	Li6707	Mg2790	Mn2576	Mo2020
Line	228.616 {447}	205.560 {464}	324.754 {104}	259.940 {130}	766.490 { 44}	670.784 { 50}	279.079 {121}2	257.610 {131}	202.030 {467}
Units	ppm	ppm	ppm	ppm	ppm	ppm	ppm	ppm	ppm
Avg	**.05261**	W **.11580**	**1.0622**	**22.977**	**21.192**	**.12712**	**21.048**	**.15772**	**.05591**
Stddev	.00020	.00054	.0049	.095	.121	.00081	.083	.00012	.00027
%RSD	.37555	.46666	.45685	.41501	.57108	.63649	.39369	.07370	.47780
#1	.05275	.11618	1.0588	22.909	21.107	.12655	20.989	.15780	.05572
#2	.05247	.11542	1.0656	23.044	21.278	.12769	21.107	.15763	.05610
Check ?	Chk Pass	Chk Warn	Chk Pass	Chk Pass	Chk Pass	Chk Pass	Chk Pass	Chk Pass	Chk Pass
High Limit		.10000							
Low Limit		-.01000							

Elem	Na8183	Ni2316	P_1782	Pb2203	S_1820	Sb2068	Se1960	Si2881	Sn1899
Line	818.326 { 41}	231.604 {446}	178.284 {489}	220.353 {453}	182.034 {485}	206.833 {463}	196.090 {472}	288.158 {117}	189.989 {477}
Units	ppm	ppm	ppm	ppm	ppm	ppm	ppm	ppm	ppm
Avg	**20.240**	**.09834**	**2.4902**	**.94256**	**.50575**	**.17545**	**.19922**	**6.8897**	**.10828**
Stddev	.072	.00046	.0016	.00318	.00087	.00026	.00095	.0313	.00298
%RSD	.35334	.46985	.06583	.33704	.17207	.14983	.47833	.45358	2.7501
#1	20.290	.09866	2.4891	.94481	.50637	.17526	.19855	6.8676	.10618
#2	20.189	.09801	2.4914	.94032	.50514	.17563	.19990	6.9118	.11039
Check ?	Chk Pass	Chk Pass	Chk Pass	Chk Pass	Chk Pass	Chk Pass	Chk Pass	Chk Pass	Chk Pass
High Limit									
Low Limit									

Elem	Sr4077	Th2837	Ti3349	Tl1908	U_3701	V_2924	Zn2062	Zr3391
Line	407.771 { 83}	283.730 {119}	334.904 {101}	190.856 {477}	370.152 { 91}	292.402 {115}	206.200 {163}	339.198 { 99}
Units	ppm	ppm	ppm	ppm	ppm	ppm	ppm	ppm
Avg	**.06030**	**.20010**	**.25779**	**.20256**	**.51990**	**.09168**	**1.5053**	**.06687**
Stddev	.00022	.00272	.00323	.00022	.01113	.00074	.0009	.00074
%RSD	.36450	1.3587	1.2536	.10838	2.1408	.80815	.05713	1.1086
#1	.06014	.20202	.25550	.20240	.51203	.09116	1.5059	.06740
#2	.06045	.19818	.26007	.20271	.52778	.09220	1.5047	.06635
Check ?	Chk Pass	Chk Pass	Chk Pass	Chk Pass	Chk Pass	Chk Pass	Chk Pass	Chk Pass
High Limit								
Low Limit								

Int. Std.	Y_2243	Y_3600	Y_3774
Line	224.306 {450}	360.073 { 94}	377.433 { 89}
Units	Cts/S	Cts/S	Cts/S
Avg	**1555.3**	**31770.**	**5836.2**
Stddev	.2	30.	9.6
%RSD	.01006	.09436	.16467
#1	1555.4	31791.	5829.4
#2	1555.2	31749.	5843.0

Sample Name: 280-82954-A-13-I Acquired: 5/20/2016 23:27:09 Type: Unk
Method: 6500_026(v10) Mode: CONC Corr. Factor: 1.000000
User: kellyca Custom ID1: Custom ID2: Custom ID3:
Comment: 325983 6010C Q4 soil

Elem	Ag3280	Al3092	As1890	B_2089	Ba4554	Be3130	Bi2230	Ca3179	Cd2288
Line	328.068 {103}	309.271 {109}	189.042 {478}	208.959 {461}	455.403 { 74}	313.042 {108}	223.061 {451}	317.933 {106}	228.802 {447}
Units	ppm	ppm	ppm	ppm	ppm	ppm	ppm	ppm	ppm
Avg	**.00005**	**39.351**	**.00127**	**.00853**	**.16488**	**.00027**	**.00031**	**.98554**	**.01297**
Stddev	.00033	.090	.00401	.00015	.00021	.00001	.00100	.00227	.00005
%RSD	658.78	.22940	315.86	1.7041	.12880	2.0930	322.21	.23008	.41029
#1	-.00019	39.287	.00411	.00863	.16473	.00026	.00102	.98394	.01301
#2	.00029	39.415	-.00157	.00842	.16503	.00027	-.00040	.98715	.01294
Check ?	Chk Pass	Chk Pass	Chk Pass	Chk Pass	Chk Pass	Chk Pass	Chk Pass	Chk Pass	Chk Pass
High Limit									
Low Limit									

Elem	Co2286	Cr2055	Cu3247	Fe2599	K_7664	Li6707	Mg2790	Mn2576	Mo2020
Line	228.616 {447}	205.560 {464}	324.754 {104}	259.940 {130}	766.490 { 44}	670.784 { 50}	279.079 {121}2	257.610 {131}	202.030 {467}
Units	ppm	ppm	ppm	ppm	ppm	ppm	ppm	ppm	ppm
Avg	**.00194**	**.04212**	**.42082**	**22.997**	**.76656**	**.02253**	**1.1848**	**.11884**	**.00323**
Stddev	.00001	.00008	.00044	.039	.00443	.00086	.0073	.00010	.00001
%RSD	.34923	.18961	.10434	.16787	.57845	3.8136	.61739	.08318	.28673
#1	.00195	.04207	.42051	22.970	.76969	.02192	1.1899	.11891	.00323
#2	.00194	.04218	.42113	23.024	.76342	.02314	1.1796	.11877	.00324
Check ?	Chk Pass	Chk Pass	Chk Pass	Chk Pass	Chk Pass	Chk Pass	Chk Pass	Chk Pass	Chk Pass
High Limit									
Low Limit									

Elem	Na5895	Ni2316	P_1782	Pb2203	S_1820	Sb2068	Se1960	Si2881	Sn1899
Line	589.592 { 57}	231.604 {446}	178.284 {489}	220.353 {453}	182.034 {485}	206.833 {463}	196.090 {472}	288.158 {117}	189.989 {477}
Units	ppm	ppm	ppm	ppm	ppm	ppm	ppm	ppm	ppm
Avg	**.25499**	**.05034**	**.56949**	**.62851**	**.49223**	**.01285**	**-.00387**	**2.5514**	**.01411**
Stddev	.00216	.00028	.00302	.00247	.00478	.00063	.00851	.0382	.00002
%RSD	.84520	.56044	.53077	.39304	.97112	4.8724	220.05	1.4954	.13000
#1	.25652	.05054	.57163	.63026	.49561	.01241	-.00988	2.5783	.01410
#2	.25347	.05014	.56735	.62677	.48885	.01330	.00215	2.5244	.01412
Check ?	Chk Pass	Chk Pass	Chk Pass	Chk Pass	Chk Pass	Chk Pass	Chk Pass	Chk Pass	Chk Pass
High Limit									
Low Limit									

Elem	Sr4077	Th2837	Ti3349	Tl1908	U_3701	V_2924	Zn2062	Zr3391
Line	407.771 { 83}	283.730 {119}	334.904 {101}	190.856 {477}	370.152 { 91}	292.402 {115}	206.200 {163}	339.198 { 99}
Units	ppm	ppm	ppm	ppm	ppm	ppm	ppm	ppm
Avg	**.01434**	**.00417**	**.24168**	**.00236**	**-.00032**	**.04492**	**.65100**	**.01191**
Stddev	.00010	.00185	.00486	.00012	.02441	.00124	.00160	.00002
%RSD	.71133	44.377	2.0125	4.9431	7579.0	2.7512	.24609	.17088
#1	.01426	.00286	.23824	.00245	.01694	.04580	.65213	.01193
#2	.01441	.00548	.24512	.00228	-.01758	.04405	.64986	.01190
Check ?	Chk Pass	Chk Pass	Chk Pass	Chk Pass	Chk Pass	Chk Pass	Chk Pass	Chk Pass
High Limit								
Low Limit								

Int. Std.	Y_2243	Y_3600	Y_3774
Line	224.306 {450}	360.073 { 94}	377.433 { 89}
Units	Cts/S	Cts/S	Cts/S
Avg	**1592.9**	**32557.**	**5835.4**
Stddev	1.1	11.	7.5
%RSD	.07038	.03417	.12878
#1	1593.7	32550.	5840.7
#2	1592.1	32565.	5830.1

Sample Name: 280-82954-A-13-J DU Acquired: 5/20/2016 23:29:49 Type: Unk
Method: 6500_026(v10) Mode: CONC Corr. Factor: 1.000000
User: kellyca Custom ID1: Custom ID2: Custom ID3:
Comment: 325983 6010C Q4 soil

Elem	Ag3280	Al3092	As1890	B_2089	Ba4554	Be3130	Bi2230	Ca3179	Cd2288
Line	328.068 {103}	309.271 {109}	189.042 {478}	208.959 {461}	455.403 { 74}	313.042 {108}	223.061 {451}	317.933 {106}	228.802 {447}
Units	ppm	ppm	ppm	ppm	ppm	ppm	ppm	ppm	ppm
Avg	**.00067**	**37.235**	**.00856**	**.00802**	**.15087**	**.00017**	**-.00028**	**1.0171**	**.01163**
Stddev	.00001	.224	.00336	.00001	.00014	.00003	.00072	.0109	.00024
%RSD	.99298	.60030	39.210	.15478	.08999	15.484	260.42	1.0740	2.0642
#1	.00067	37.077	.01093	.00803	.15077	.00019	.00023	1.0094	.01146
#2	.00066	37.393	.00619	.00801	.15096	.00015	-.00079	1.0249	.01180
Check ?	Chk Pass	Chk Pass	Chk Pass	Chk Pass	Chk Pass	Chk Pass	Chk Pass	Chk Pass	Chk Pass
High Limit									
Low Limit									

Elem	Co2286	Cr2055	Cu3247	Fe2599	K_7664	Li6707	Mg2790	Mn2576	Mo2020
Line	228.616 {447}	205.560 {464}	324.754 {104}	259.940 {130}	766.490 { 44}	670.784 { 50}	279.079 {121}2	257.610 {131}	202.030 {467}
Units	ppm	ppm	ppm	ppm	ppm	ppm	ppm	ppm	ppm
Avg	**.00173**	**.03599**	**.37456**	**21.070**	**.66708**	**.02049**	**1.1474**	**.11576**	**.00293**
Stddev	.00003	.00008	.00024	.088	.01001	.00038	.0001	.00026	.00011
%RSD	1.5099	.21544	.06376	.41966	1.4998	1.8447	.00789	.22281	3.7943
#1	.00171	.03604	.37439	21.008	.67416	.02076	1.1475	.11558	.00285
#2	.00175	.03593	.37473	21.133	.66001	.02022	1.1473	.11595	.00300
Check ?	Chk Pass	Chk Pass	Chk Pass	Chk Pass	Chk Pass	Chk Pass	Chk Pass	Chk Pass	Chk Pass
High Limit									
Low Limit									

Elem	Na5895	Ni2316	P_1782	Pb2203	S_1820	Sb2068	Se1960	Si2881	Sn1899
Line	589.592 { 57}	231.604 {446}	178.284 {489}	220.353 {453}	182.034 {485}	206.833 {463}	196.090 {472}	288.158 {117}	189.989 {477}
Units	ppm	ppm	ppm	ppm	ppm	ppm	ppm	ppm	ppm
Avg	**.22845**	**.04822**	**.46982**	**.49930**	**.47603**	**.00811**	**.00079**	**2.0051**	**.01091**
Stddev	.00811	.00020	.00156	.00281	.00440	.00027	.00444	.0512	.00065
%RSD	3.5501	.40686	.33146	.56241	.92512	3.3301	559.36	2.5547	5.9488
#1	.22271	.04836	.47092	.49731	.47915	.00792	.00393	2.0413	.01045
#2	.23418	.04808	.46872	.50129	.47292	.00831	-.00235	1.9688	.01137
Check ?	Chk Pass	Chk Pass	Chk Pass	Chk Pass	Chk Pass	Chk Pass	Chk Pass	Chk Pass	Chk Pass
High Limit									
Low Limit									

Elem	Sr4077	Th2837	Ti3349	Tl1908	U_3701	V_2924	Zn2062	Zr3391
Line	407.771 { 83}	283.730 {119}	334.904 {101}	190.856 {477}	370.152 { 91}	292.402 {115}	206.200 {163}	339.198 { 99}
Units	ppm	ppm	ppm	ppm	ppm	ppm	ppm	ppm
Avg	**.01420**	**.00399**	**.21175**	**.00125**	**-.00178**	**.04134**	**.64799**	**.01150**
Stddev	.00006	.00023	.00003	.00150	.02745	.00053	.00226	.00027
%RSD	.44942	5.8203	.01289	120.19	1541.3	1.2875	.34818	2.3647
#1	.01415	.00416	.21177	.00019	.01763	.04096	.64639	.01169
#2	.01424	.00383	.21173	.00231	-.02119	.04171	.64959	.01130
Check ?	Chk Pass	Chk Pass	Chk Pass	Chk Pass	Chk Pass	Chk Pass	Chk Pass	Chk Pass
High Limit								
Low Limit								

Int. Std.	Y_2243	Y_3600	Y_3774
Line	224.306 {450}	360.073 { 94}	377.433 { 89}
Units	Cts/S	Cts/S	Cts/S
Avg	**1595.0**	**32551.**	**5860.2**
Stddev	1.2	11.	29.3
%RSD	.07423	.03360	.50046
#1	1594.2	32558.	5880.9
#2	1595.8	32543.	5839.5

Sample Name: 280-82954-A-15-F Acquired: 5/20/2016 23:32:30 Type: Unk
Method: 6500_026(v10) Mode: CONC Corr. Factor: 1.000000
User: kellyca Custom ID1: Custom ID2: Custom ID3:
Comment: 325983 6010C Q4 soil

Elem	Ag3280	Al3092	As1890	B_2089	Ba4554	Be3130	Bi2230	Ca3179	Cd2288
Line	328.068 {103}	309.271 {109}	189.042 {478}	208.959 {461}	455.403 { 74}	313.042 {108}	223.061 {451}	317.933 {106}	228.802 {447}
Units	ppm	ppm	ppm	ppm	ppm	ppm	ppm	ppm	ppm
Avg	**.00095**	**39.749**	**.00631**	**.00727**	**.15391**	**.00025**	**.00797**	**1.0061**	**.01179**
Stddev	.00045	.121	.00252	.00060	.00119	.00003	.00016	.0012	.00017
%RSD	47.365	.30518	39.889	8.3014	.77447	11.552	2.0123	.12067	1.4234
#1	.00127	39.663	.00453	.00684	.15307	.00027	.00785	1.0052	.01167
#2	.00063	39.835	.00809	.00770	.15476	.00023	.00808	1.0069	.01190
Check ?	Chk Pass	Chk Pass	Chk Pass	Chk Pass	Chk Pass	Chk Pass	Chk Pass	Chk Pass	Chk Pass
High Limit									
Low Limit									

Elem	Co2286	Cr2055	Cu3247	Fe2599	K_7664	Li6707	Mg2790	Mn2576	Mo2020
Line	228.616 {447}	205.560 {464}	324.754 {104}	259.940 {130}	766.490 { 44}	670.784 { 50}	279.079 {121}2	257.610 {131}	202.030 {467}
Units	ppm	ppm	ppm	ppm	ppm	ppm	ppm	ppm	ppm
Avg	**.00215**	**.03608**	**.45972**	**22.173**	**.71304**	**.02235**	**1.4433**	**.11731**	**.00338**
Stddev	.00019	.00008	.00210	.192	.01944	.00051	.0010	.00019	.00018
%RSD	8.7772	.22783	.45614	.86693	2.7266	2.2687	.06951	.15881	5.2584
#1	.00228	.03613	.46120	22.037	.69929	.02200	1.4426	.11744	.00351
#2	.00201	.03602	.45824	22.309	.72679	.02271	1.4440	.11718	.00326
Check ?	Chk Pass	Chk Pass	Chk Pass	Chk Pass	Chk Pass	Chk Pass	Chk Pass	Chk Pass	Chk Pass
High Limit									
Low Limit									

Elem	Na5895	Ni2316	P_1782	Pb2203	S_1820	Sb2068	Se1960	Si2881	Sn1899
Line	589.592 { 57}	231.604 {446}	178.284 {489}	220.353 {453}	182.034 {485}	206.833 {463}	196.090 {472}	288.158 {117}	189.989 {477}
Units	ppm	ppm	ppm	ppm	ppm	ppm	ppm	ppm	ppm
Avg	**.19716**	**.04885**	**.53625**	**4.1671**	**.48105**	**.19274**	**-.00090**	**3.0662**	**.03571**
Stddev	.00095	.00030	.00039	.0056	.00371	.00046	.00021	.0226	.00139
%RSD	.48322	.62001	.07201	.13380	.77136	.24075	23.287	.73684	3.9009
#1	.19649	.04906	.53653	4.1631	.47843	.19306	-.00076	3.0502	.03473
#2	.19784	.04864	.53598	4.1710	.48367	.19241	-.00105	3.0822	.03670
Check ?	Chk Pass	Chk Pass	Chk Pass	Chk Pass	Chk Pass	Chk Pass	Chk Pass	Chk Pass	Chk Pass
High Limit									
Low Limit									

Elem	Sr4077	Th2837	Ti3349	Tl1908	U_3701	V_2924	Zn2062	Zr3391
Line	407.771 { 83}	283.730 {119}	334.904 {101}	190.856 {477}	370.152 { 91}	292.402 {115}	206.200 {163}	339.198 { 99}
Units	ppm	ppm	ppm	ppm	ppm	ppm	ppm	ppm
Avg	**.01292**	**.00273**	**.25127**	**.00138**	**.01006**	**.04391**	**.65906**	**.01266**
Stddev	.00010	.00024	.00920	.00046	.00798	.00071	.00061	.00059
%RSD	.74403	8.6466	3.6611	33.001	79.322	1.6089	.09268	4.6600
#1	.01299	.00257	.24477	.00170	.01570	.04441	.65949	.01307
#2	.01285	.00290	.25778	.00106	.00442	.04341	.65863	.01224
Check ?	Chk Pass	Chk Pass	Chk Pass	Chk Pass	Chk Pass	Chk Pass	Chk Pass	Chk Pass
High Limit								
Low Limit								

Int. Std.	Y_2243	Y_3600	Y_3774
Line	224.306 {450}	360.073 { 94}	377.433 { 89}
Units	Cts/S	Cts/S	Cts/S
Avg	**1596.5**	**32722.**	**5822.5**
Stddev	.8	83.	28.9
%RSD	.05048	.25299	.49635
#1	1597.1	32664.	5842.9
#2	1596.0	32781.	5802.0

Sample Name: ccvh-3900196 Acquired: 5/20/2016 23:35:10 Type: QC
Method: 6500_026(v10) Mode: CONC Corr. Factor: 1.000000
User: kellyca Custom ID1: Custom ID2: Custom ID3:
Comment:

Elem	Ag3280	Al3092	As1890	B_2089	Ba4554	Be3130	Bi2230	Ca3179	Cd2288	Co2286	Cr2055	Cu3247	Fe2714
Units	ppm	ppm	ppm	ppm	ppm	ppm	ppm	ppm	ppm	ppm	ppm	ppm	ppm
Avg	**-.00268**	**46.147**	**-.00405**	**.00368**	**.00017**	**-.00039**	**1.0438**	**-.05697**	**-.00104**	**.00309**	**-.00026**	**.00548**	**46.894**
Stddev	.00025	.020	.00287	.00029	.00010	.00002	.0091	.00002	.00010	.00013	.00001	.00041	.017
%RSD	9.4728	.04225	70.931	7.9094	56.118	6.1882	.87225	.03900	10.078	4.1780	3.6882	7.4743	.03665
#1	-.00286	46.133	-.00202	.00389	.00024	-.00037	1.0373	-.05696	-.00111	.00300	-.00026	.00577	46.882
#2	-.00250	46.161	-.00608	.00348	.00010	-.00041	1.0502	-.05699	-.00096	.00319	-.00027	.00519	46.907
Check ?	None	Chk Pass	None	None	None	None	Chk Pass	None	None	None	None	None	Chk Pass
Value													
Range													

Elem	K_7664	Li6707	Mg2790	Mn2576	Mo2020	Na8183	Ni2316	P_1782	Pb2203	S_1820	Sb2068	Se1960	Si2881
Units	ppm	ppm	ppm	ppm	ppm	ppm	ppm	ppm	ppm	ppm	ppm	ppm	ppm
Avg	**.05167**	**-.00023**	**.14086**	**-.00079**	**-.00198**	**250.56**	**-.00030**	**.00116**	**.00038**	**4.9987**	**-.00077**	**-.00022**	**-.00787**
Stddev	.02158	.00030	.00029	.00002	.00042	.21	.00121	.00018	.00235	.0466	.00137	.00760	.00320
%RSD	41.764	129.96	.20385	2.3232	21.113	.08362	403.52	15.948	627.42	.93204	178.69	3405.0	40.627
#1	.03641	-.00002	.14066	-.00077	-.00168	250.70	.00056	.00129	-.00129	4.9657	.00020	-.00560	-.01013
#2	.06693	-.00045	.14107	-.00080	-.00227	250.41	-.00116	.00103	.00204	5.0316	-.00174	.00515	-.00561
Check ?	None	None	None	None	None	Chk Pass	None	None	None	Chk Pass	None	None	None
Value													
Range													

Elem	Sn1899	Sr4077	Th2837	Ti3349	Tl1908	U_3701	V_2924	Zn2062	Zr3391
Units	ppm	ppm	ppm	ppm	ppm	ppm	ppm	ppm	ppm
Avg	**.00179**	**.00027**	**4.8670**	**.02597**	**-.00214**	**9.9169**	**-.01679**	**-.00142**	**-.01602**
Stddev	.00188	.00004	.0217	.00034	.00088	.0193	.00172	.00002	.00021
%RSD	105.14	14.745	.44497	1.3139	41.253	.19512	10.222	1.6519	1.3015
#1	.00313	.00029	4.8824	.02573	-.00277	9.9305	-.01800	-.00141	-.01617
#2	.00046	.00024	4.8517	.02621	-.00152	9.9032	-.01557	-.00144	-.01587
Check ?	None	None	Chk Pass	None	None	Chk Pass	None	None	None
Value									
Range									

Int. Std.	Y_2243	Y_3600	Y_3774
Units	Cts/S	Cts/S	Cts/S
Avg	**1512.3**	**30894.**	**5659.1**
Stddev	6.5	161.	5.4
%RSD	.42689	.51988	.09540
#1	1516.9	30781.	5662.9
#2	1507.8	31008.	5655.2

Sample Name: ccv-3900195 Acquired: 5/20/2016 23:37:57 Type: QC
Method: 6500_026(v10) Mode: CONC Corr. Factor: 1.000000
User: kellyca Custom ID1: Custom ID2: Custom ID3:
Comment:

Elem	Ag3280	Al1670	As1890	B_2089	Ba4554	Be3130	Bi2230	Ca3179	Cd2288	Co2286	Cr2055	Cu3247	Fe2599
Units	ppm	ppm	ppm	ppm	ppm	ppm	ppm	ppm	ppm	ppm	ppm	ppm	ppm
Avg	**.48794**	**.52347**	**1.0095**	**.54237**	**.49813**	**.51504**	**-.00059**	**5.0529**	**.52848**	**.52632**	**.51718**	**.49714**	**2.5004**
Stddev	.00057	.00078	.0033	.00252	.00073	.00184	.00111	.0062	.00013	.00008	.00021	.00097	.0076
%RSD	.11658	.14940	.32859	.46374	.14560	.35727	188.47	.12184	.02388	.01611	.04034	.19522	.30460
#1	.48834	.52402	1.0071	.54415	.49761	.51373	.00020	5.0485	.52857	.52626	.51733	.49645	2.5058
#2	.48753	.52292	1.0118	.54059	.49864	.51634	-.00137	5.0572	.52840	.52638	.51704	.49782	2.4950
Check ?	Chk Pass	Chk Pass	Chk Pass	Chk Pass	Chk Pass	Chk Pass	None	Chk Pass	Chk Pass	Chk Pass	Chk Pass	Chk Pass	Chk Pass
Value													
Range													

Elem	K_7664	Li6707	Mg2790	Mn2576	Mo2020	Na5895	Ni2316	P_1782	Pb2203	S_1820	Sb2068	Se1960	Si2881
Units	ppm	ppm	ppm	ppm	ppm	ppm	ppm	ppm	ppm	ppm	ppm	ppm	ppm
Avg	**51.920**	**1.0698**	**19.807**	**.49980**	**.52736**	**5.2647**	**.50965**	**1.0215**	**1.0473**	**.00997**	**1.0245**	**1.0108**	**5.0140**
Stddev	.033	.0005	.016	.00041	.00059	.0140	.00039	.0060	.0027	.00194	.0003	.0007	.0264
%RSD	.06320	.04653	.07920	.08223	.11179	.26500	.07651	.58655	.25368	19.443	.02784	.07169	.52610
#1	51.896	1.0701	19.796	.49951	.52778	5.2746	.50937	1.0173	1.0454	.00860	1.0247	1.0103	5.0327
#2	51.943	1.0694	19.818	.50009	.52694	5.2549	.50993	1.0257	1.0491	.01134	1.0243	1.0113	4.9954
Check ?	Chk Pass	Chk Pass	Chk Pass	Chk Pass	Chk Pass	Chk Pass	Chk Pass	Chk Pass	Chk Pass	None	Chk Pass	Chk Pass	Chk Pass
Value													
Range													

Elem	Sn1899	Sr4077	Th2837	Ti3349	Tl1908	U_3701	V_2924	Zn2062	Zr3391
Units	ppm	ppm	ppm	ppm	ppm	ppm	ppm	ppm	ppm
Avg	**.99987**	**.48076**	**.00229**	**.46899**	**1.0306**	**.02236**	**.47555**	**.50116**	**.50103**
Stddev	.00146	.00029	.00260	.00008	.0010	.01870	.00031	.00017	.00143
%RSD	.14579	.06093	113.53	.01665	.09778	83.650	.06432	.03433	.28516
#1	1.0009	.48056	.00413	.46893	1.0299	.00913	.47533	.50128	.50002
#2	.99883	.48097	.00045	.46904	1.0313	.03558	.47576	.50104	.50204
Check ?	Chk Pass	Chk Pass	None	Chk Pass	Chk Pass	None	Chk Pass	Chk Pass	Chk Pass
Value									
Range									

Int. Std.	Y_2243	Y_3600	Y_3774
Units	Cts/S	Cts/S	Cts/S
Avg	**1533.6**	**31704.**	**5700.3**
Stddev	.4	84.	22.5
%RSD	.02932	.26565	.39503
#1	1533.2	31764.	5684.3
#2	1533.9	31644.	5716.2

Sample Name: ccb Acquired: 5/20/2016 23:40:34 Type: QC
Method: 6500_026(v10) Mode: CONC Corr. Factor: 1.000000
User: kellyca Custom ID1: Custom ID2: Custom ID3:
Comment:

Elem	Ag3280	Al1670	As1890	B_2089	Ba4554	Be3130	Bi2230	Ca3179	Cd2288	Co2286	Cr2055
Units	ppm	ppm	ppm	ppm	ppm	ppm	ppm	ppm	ppm	ppm	ppm
Avg	**.00021**	**.00104**	W **-.00520**	F **.00338**	**-.00003**	**-.00005**	**-.00129**	**-.00535**	**.00004**	**-.00011**	**-.00019**
Stddev	.00009	.00081	.00103	.00067	.00016	.00003	.00036	.00242	.00021	.00022	.00004
%RSD	42.293	78.045	19.858	19.755	583.68	68.822	27.858	45.243	597.89	201.32	21.686
#1	.00027	.00046	-.00447	.00386	.00009	-.00002	-.00104	-.00706	.00019	-.00027	-.00016
#2	.00014	.00161	-.00593	.00291	-.00014	-.00007	-.00154	-.00364	-.00011	.00005	-.00021
Check ?	Chk Pass	Chk Pass	Chk Warn	Chk Fail	Chk Pass	Chk Pass	None	Chk Pass	Chk Pass	Chk Pass	Chk Pass
High Limit			.00440	.00312							
Low Limit			-.00440	-.00312							

Elem	Cu3247	Fe2599	K_7664	Li6707	Mg2790	Mn2576	Mo2020	Na5895	Ni2316	P_1782	Pb2203
Units	ppm	ppm	ppm	ppm	ppm	ppm	ppm	ppm	ppm	ppm	ppm
Avg	**-.00049**	**.00403**	**.10413**	**-.00106**	**.00148**	**.00003**	**.00059**	**.02204**	**-.00060**	**-.00236**	**.00009**
Stddev	.00025	.00295	.01151	.00179	.00302	.00005	.00032	.00068	.00008	.00027	.00107
%RSD	50.492	73.198	11.050	168.48	204.21	204.39	53.665	3.0796	13.087	11.276	1217.6
#1	-.00031	.00194	.11227	-.00233	-.00066	-.00001	.00081	.02156	-.00065	-.00255	-.00067
#2	-.00066	.00612	.09600	.00020	.00361	.00006	.00037	.02252	-.00054	-.00218	.00085
Check ?	Chk Pass	Chk Pass	Chk Pass	Chk Pass	Chk Pass	Chk Pass	Chk Pass	Chk Pass	Chk Pass	Chk Pass	Chk Pass
High Limit											
Low Limit											

Elem	S_1820	Sb2068	Se1960	Si2881	Sn1899	Sr4077	Th2837	Ti3349	Tl1908	U_3701	V_2924
Units	ppm	ppm	ppm	ppm	ppm	ppm	ppm	ppm	ppm	ppm	ppm
Avg	**.00285**	**.00104**	**-.00313**	**.00392**	**.00085**	**.00005**	**-.00348**	**.00016**	**-.00236**	**.01265**	**.00039**
Stddev	.00532	.00080	.00194	.00281	.00042	.00008	.00069	.00003	.00091	.00919	.00086
%RSD	186.44	76.406	61.874	71.664	49.162	141.46	19.805	16.373	38.626	72.648	219.69
#1	.00661	.00161	-.00450	.00193	.00114	.00011	-.00396	.00014	-.00301	.00615	-.00022
#2	-.00091	.00048	-.00176	.00590	.00055	-.00000	-.00299	.00018	-.00172	.01914	.00100
Check ?	None	Chk Pass	Chk Pass	Chk Pass	Chk Pass	Chk Pass	Chk Pass	Chk Pass	Chk Pass	Chk Pass	Chk Pass
High Limit											
Low Limit											

Elem	Zn2062	Zr3391
Units	ppm	ppm
Avg	**.00036**	**.00059**
Stddev	.00088	.00118
%RSD	243.17	200.48
#1	-.00026	-.00025
#2	.00098	.00143
Check ?	Chk Pass	Chk Pass
High Limit		
Low Limit		

Int. Std.	Y_2243	Y_3600	Y_3774
Units	Cts/S	Cts/S	Cts/S
Avg	**1565.9**	**32517.**	**5750.1**
Stddev	2.8	.	7.0
%RSD	.18146	.00147	.12118
#1	1567.9	32517.	5745.1
#2	1563.9	32517.	5755.0

Sample Name: ccvl-3903059 Acquired: 5/20/2016 23:43:19 Type: QC
Method: 6500_026(v10) Mode: CONC Corr. Factor: 1.000000
User: kellyca Custom ID1: Custom ID2: Custom ID3:
Comment:

Elem	Ag3280	Al1670	As1890	B_2089	Ba4554	Be3130	Bi2230	Ca3179	Cd2288	Co2286	Cr2055	Cu3247
Units	ppm	ppm	ppm	ppm	ppm	ppm	ppm	ppm	ppm	ppm	ppm	ppm
Avg	**.00992**	**.10733**	**.01470**	**.11008**	**.01003**	**.00089**	**.11175**	**.19824**	**.00519**	**.01070**	**.01044**	**.01418**
Stddev	.00032	.00005	.00421	.00002	.00006	.00002	.00282	.00816	.00018	.00025	.00004	.00026
%RSD	3.1904	.05067	28.673	.01522	.55077	2.4465	2.5196	4.1142	3.4882	2.2977	.35645	1.8179
#1	.01015	.10737	.01172	.11009	.01007	.00087	.10976	.19247	.00531	.01087	.01041	.01400
#2	.00970	.10729	.01768	.11007	.00999	.00090	.11374	.20400	.00506	.01052	.01047	.01436
Check ?	Chk Pass	Chk Pass	Chk Pass	Chk Pass	Chk Pass	Chk Pass	Chk Pass	Chk Pass	Chk Pass	Chk Pass	Chk Pass	Chk Pass
Value												
Range												

Elem	Fe2599	K_7664	Li6707	Mg2790	Mn2576	Mo2020	Na5895	Ni2316	P_1782	Pb2203	S_1820	Sb2068
Units	ppm	ppm	ppm	ppm	ppm	ppm	ppm	ppm	ppm	ppm	ppm	ppm
Avg	**.11859**	**3.1521**	**.00966**	**.20246**	**.01031**	**.02112**	**1.0520**	**.04145**	**2.9772**	**.00894**	**.00728**	**.02155**
Stddev	.00124	.0347	.00051	.00712	.00010	.00079	.0018	.00071	.0024	.00199	.00392	.00474
%RSD	1.0458	1.1018	5.3181	3.5186	.96897	3.7289	.16738	1.7029	.08059	22.232	53.774	22.001
#1	.11771	3.1275	.01002	.20750	.01024	.02167	1.0507	.04095	2.9789	.01035	.00451	.01820
#2	.11946	3.1766	.00930	.19743	.01038	.02056	1.0532	.04195	2.9755	.00754	.01005	.02490
Check ?	Chk Pass	Chk Pass	Chk Pass	Chk Pass	Chk Pass	Chk Pass	Chk Pass	Chk Pass	Chk Pass	Chk Pass	None	Chk Pass
Value												
Range												

Elem	Se1960	Si2881	Sn1899	Sr4077	Th2837	Ti3349	Tl1908	U_3701	V_2924	Zn2062	Zr3391
Units	ppm	ppm	ppm	ppm	ppm	ppm	ppm	ppm	ppm	ppm	ppm
Avg	**.01212**	**.49654**	**.10117**	**.00953**	**.01140**	**.00925**	**.01508**	F **.08434**	**.00998**	**.01914**	**.01550**
Stddev	.00262	.01340	.00054	.00004	.00039	.00050	.00113	.02849	.00013	.00173	.00046
%RSD	21.605	2.6987	.53800	.45153	3.4129	5.4280	7.5038	33.773	1.2851	9.0254	2.9733
#1	.01397	.48706	.10078	.00950	.01112	.00889	.01588	.10448	.01007	.01792	.01517
#2	.01027	.50601	.10155	.00956	.01167	.00960	.01428	.06420	.00988	.02036	.01582
Check ?	Chk Pass	Chk Pass	Chk Pass	Chk Pass	Chk Pass	Chk Pass	Chk Pass	Chk Fail	Chk Pass	Chk Pass	Chk Pass
Value								.06000			
Range								30.000%			

Int. Std.	Y_2243	Y_3600	Y_3774
Units	Cts/S	Cts/S	Cts/S
Avg	**1570.5**	**32711.**	**5738.8**
Stddev	2.0	80.	17.2
%RSD	.12959	.24461	.30045
#1	1569.0	32767.	5751.0
#2	1571.9	32654.	5726.6

Sample Name: 280-82954-A-18-F Acquired: 5/20/2016 23:46:03 Type: Unk
Method: 6500_026(v10) Mode: CONC Corr. Factor: 1.000000
User: kellyca Custom ID1: Custom ID2: Custom ID3:
Comment: 325983 6010C Q4 soil

Elem	Ag3280	Al3092	As1890	B_2089	Ba4554	Be3130	Bi2230	Ca3179	Cd2288
Line	328.068 {103}	309.271 {109}	189.042 {478}	208.959 {461}	455.403 { 74}	313.042 {108}	223.061 {451}	317.933 {106}	228.802 {447}
Units	ppm	ppm	ppm	ppm	ppm	ppm	ppm	ppm	ppm
Avg	**.00047**	**28.396**	**.00036**	**.00392**	**.12109**	**.00010**	**.00038**	**.62615**	**.01005**
Stddev	.00080	.209	.00603	.00110	.00059	.00004	.00139	.00396	.00012
%RSD	170.29	.73525	1678.4	28.011	.48946	39.562	370.69	.63210	1.2308
#1	.00104	28.248	-.00391	.00315	.12067	.00007	-.00061	.62895	.00996
#2	-.00010	28.544	.00462	.00470	.12150	.00013	.00136	.62335	.01014
Check ?	Chk Pass	Chk Pass	Chk Pass	Chk Pass	Chk Pass	Chk Pass	Chk Pass	Chk Pass	Chk Pass
High Limit									
Low Limit									

Elem	Co2286	Cr2055	Cu3247	Fe2599	K_7664	Li6707	Mg2790	Mn2576	Mo2020
Line	228.616 {447}	205.560 {464}	324.754 {104}	259.940 {130}	766.490 { 44}	670.784 { 50}	279.079 {121}2	257.610 {131}	202.030 {467}
Units	ppm	ppm	ppm	ppm	ppm	ppm	ppm	ppm	ppm
Avg	**.00127**	**.03328**	**.61083**	**17.975**	**.46592**	**.02013**	**.76758**	**.11433**	**.00329**
Stddev	.00052	.00039	.00012	.015	.01966	.00028	.00136	.00005	.00025
%RSD	41.030	1.1611	.01950	.08223	4.2195	1.3974	.17720	.04525	7.5137
#1	.00090	.03355	.61074	17.965	.45202	.02032	.76854	.11429	.00347
#2	.00164	.03300	.61091	17.986	.47982	.01993	.76662	.11437	.00312
Check ?	Chk Pass	Chk Pass	Chk Pass	Chk Pass	Chk Pass	Chk Pass	Chk Pass	Chk Pass	Chk Pass
High Limit									
Low Limit									

Elem	Na5895	Ni2316	P_1782	Pb2203	S_1820	Sb2068	Se1960	Si2881	Sn1899
Line	589.592 { 57}	231.604 {446}	178.284 {489}	220.353 {453}	182.034 {485}	206.833 {463}	196.090 {472}	288.158 {117}	189.989 {477}
Units	ppm	ppm	ppm	ppm	ppm	ppm	ppm	ppm	ppm
Avg	**.11155**	**.05243**	**.41938**	**.53820**	**.59864**	**.00676**	**-.00002**	**1.7735**	**.01170**
Stddev	.00420	.00008	.00672	.00045	.00858	.00100	.00312	.0248	.00145
%RSD	3.7643	.15754	1.6029	.08431	1.4340	14.759	19731.	1.3978	12.369
#1	.11452	.05237	.42413	.53788	.59257	.00605	-.00222	1.7910	.01067
#2	.10858	.05248	.41462	.53852	.60471	.00746	.00219	1.7560	.01272
Check ?	Chk Pass	Chk Pass	Chk Pass	Chk Pass	Chk Pass	Chk Pass	Chk Pass	Chk Pass	Chk Pass
High Limit									
Low Limit									

Elem	Sr4077	Th2837	Ti3349	Tl1908	U_3701	V_2924	Zn2062	Zr3391
Line	407.771 { 83}	283.730 {119}	334.904 {101}	190.856 {477}	370.152 { 91}	292.402 {115}	206.200 {163}	339.198 { 99}
Units	ppm	ppm	ppm	ppm	ppm	ppm	ppm	ppm
Avg	**.01198**	**.00079**	**.16412**	**-.00154**	**.03420**	**.03160**	**.71527**	**.00618**
Stddev	.00017	.00037	.00406	.00109	.01005	.00115	.00261	.00073
%RSD	1.4551	47.537	2.4723	70.570	29.376	3.6423	.36448	11.747
#1	.01185	.00052	.16125	-.00077	.02710	.03242	.71712	.00567
#2	.01210	.00105	.16699	-.00231	.04130	.03079	.71343	.00670
Check ?	Chk Pass	Chk Pass	Chk Pass	Chk Pass	Chk Pass	Chk Pass	Chk Pass	Chk Pass
High Limit								
Low Limit								

Int. Std.	Y_2243	Y_3600	Y_3774
Line	224.306 {450}	360.073 { 94}	377.433 { 89}
Units	Cts/S	Cts/S	Cts/S
Avg	**1595.5**	**32756.**	**5811.3**
Stddev	1.0	5.	4.0
%RSD	.05984	.01587	.06927
#1	1594.8	32752.	5814.2
#2	1596.2	32760.	5808.5

Sample Name: 280-82954-A-19-L Acquired: 5/20/2016 23:48:45 Type: Unk
Method: 6500_026(v10) Mode: CONC Corr. Factor: 1.000000
User: kellyca Custom ID1: Custom ID2: Custom ID3:
Comment: 325983 6010C Q4 soil

Elem	Ag3280	Al3092	As1890	B_2089	Ba4554	Be3130	Bi2230	Ca3179	Cd2288
Line	328.068 {103}	309.271 {109}	189.042 {478}	208.959 {461}	455.403 { 74}	313.042 {108}	223.061 {451}	317.933 {106}	228.802 {447}
Units	ppm	ppm	ppm	ppm	ppm	ppm	ppm	ppm	ppm
Avg	**.00026**	**30.725**	**.00411**	**.00529**	**.12495**	**.00007**	**-.00208**	**.65640**	**.00829**
Stddev	.00009	.075	.00479	.00007	.00005	.00004	.00035	.00005	.00015
%RSD	35.111	.24332	116.50	1.3703	.03918	57.885	16.650	.00788	1.8674
#1	.00032	30.672	.00072	.00524	.12498	.00004	-.00183	.65644	.00840
#2	.00019	30.778	.00750	.00534	.12491	.00010	-.00232	.65637	.00818
Check ?	Chk Pass	Chk Pass	Chk Pass	Chk Pass	Chk Pass	Chk Pass	Chk Pass	Chk Pass	Chk Pass
High Limit									
Low Limit									

Elem	Co2286	Cr2055	Cu3247	Fe2599	K_7664	Li6707	Mg2790	Mn2576	Mo2020
Line	228.616 {447}	205.560 {464}	324.754 {104}	259.940 {130}	766.490 { 44}	670.784 { 50}	279.079 {121}2	257.610 {131}	202.030 {467}
Units	ppm	ppm	ppm	ppm	ppm	ppm	ppm	ppm	ppm
Avg	**.00138**	**.03661**	**.67547**	**19.402**	**.53124**	**.02440**	**.86724**	**.11252**	**.00328**
Stddev	.00017	.00008	.00532	.036	.00883	.00045	.00536	.00089	.00044
%RSD	12.185	.20510	.78748	.18518	1.6625	1.8252	.61785	.79311	13.287
#1	.00150	.03655	.67171	19.377	.52500	.02472	.86345	.11189	.00297
#2	.00126	.03666	.67923	19.428	.53749	.02409	.87103	.11315	.00359
Check ?	Chk Pass	Chk Pass	Chk Pass	Chk Pass	Chk Pass	Chk Pass	Chk Pass	Chk Pass	Chk Pass
High Limit									
Low Limit									

Elem	Na5895	Ni2316	P_1782	Pb2203	S_1820	Sb2068	Se1960	Si2881	Sn1899
Line	589.592 { 57}	231.604 {446}	178.284 {489}	220.353 {453}	182.034 {485}	206.833 {463}	196.090 {472}	288.158 {117}	189.989 {477}
Units	ppm	ppm	ppm	ppm	ppm	ppm	ppm	ppm	ppm
Avg	**.13401**	**.05904**	**.44653**	**.74148**	**.60315**	**.00677**	**.00491**	**2.3866**	**.01557**
Stddev	.01154	.00017	.00047	.00120	.00076	.00130	.00165	.0422	.00000
%RSD	8.6110	.29267	.10530	.16125	.12655	19.247	33.547	1.7663	.01245
#1	.14217	.05892	.44686	.74063	.60261	.00585	.00374	2.4164	.01557
#2	.12585	.05916	.44620	.74232	.60369	.00769	.00607	2.3568	.01557
Check ?	Chk Pass	Chk Pass	Chk Pass	Chk Pass	Chk Pass	Chk Pass	Chk Pass	Chk Pass	Chk Pass
High Limit									
Low Limit									

Elem	Sr4077	Th2837	Ti3349	Tl1908	U_3701	V_2924	Zn2062	Zr3391
Line	407.771 { 83}	283.730 {119}	334.904 {101}	190.856 {477}	370.152 { 91}	292.402 {115}	206.200 {163}	339.198 { 99}
Units	ppm	ppm	ppm	ppm	ppm	ppm	ppm	ppm
Avg	**.01150**	**.00135**	**.22011**	**-.00225**	**.00866**	**.03599**	**.72316**	**.00942**
Stddev	.00016	.00158	.00223	.00056	.01238	.00105	.00250	.00172
%RSD	1.4349	117.43	1.0154	25.007	143.05	2.9132	.34505	18.286
#1	.01138	.00023	.21853	-.00265	.01741	.03525	.72139	.01063
#2	.01162	.00247	.22169	-.00185	-.00010	.03673	.72492	.00820
Check ?	Chk Pass	Chk Pass	Chk Pass	Chk Pass	Chk Pass	Chk Pass	Chk Pass	Chk Pass
High Limit								
Low Limit								

Int. Std.	Y_2243	Y_3600	Y_3774
Line	224.306 {450}	360.073 { 94}	377.433 { 89}
Units	Cts/S	Cts/S	Cts/S
Avg	**1584.3**	**32795.**	**5938.1**
Stddev	3.0	128.	13.1
%RSD	.19164	.39067	.22048
#1	1586.4	32885.	5928.9
#2	1582.1	32704.	5947.4

Sample Name: 280-82954-A-19-M DU Acquired: 5/20/2016 23:51:26 Type: Unk
Method: 6500_026(v10) Mode: CONC Corr. Factor: 1.000000
User: kellyca Custom ID1: Custom ID2: Custom ID3:
Comment: 325983 6010C Q4 soil

Elem	Ag3280	Al3092	As1890	B_2089	Ba4554	Be3130	Bi2230	Ca3179	Cd2288
Line	328.068 {103}	309.271 {109}	189.042 {478}	208.959 {461}	455.403 { 74}	313.042 {108}	223.061 {451}	317.933 {106}	228.802 {447}
Units	ppm	ppm	ppm	ppm	ppm	ppm	ppm	ppm	ppm
Avg	**.00017**	**32.119**	**-.00065**	**.00590**	**.11990**	**.00016**	**-.00278**	**.62579**	**.00823**
Stddev	.00037	.058	.00191	.00060	.00085	.00007	.00165	.00334	.00021
%RSD	212.64	.18169	294.31	10.166	.71305	41.839	59.461	.53321	2.5170
#1	-.00009	32.160	.00070	.00632	.11930	.00011	-.00394	.62814	.00809
#2	.00043	32.077	-.00200	.00547	.12050	.00021	-.00161	.62343	.00838
Check ?	Chk Pass	Chk Pass	Chk Pass	Chk Pass	Chk Pass	Chk Pass	Chk Pass	Chk Pass	Chk Pass
High Limit									
Low Limit									

Elem	Co2286	Cr2055	Cu3247	Fe2599	K_7664	Li6707	Mg2790	Mn2576	Mo2020
Line	228.616 {447}	205.560 {464}	324.754 {104}	259.940 {130}	766.490 { 44}	670.784 { 50}	279.079 {121}2	257.610 {131}	202.030 {467}
Units	ppm	ppm	ppm	ppm	ppm	ppm	ppm	ppm	ppm
Avg	**.00129**	**.03619**	**.66312**	**19.021**	**.53711**	**.02346**	**.89854**	**.10373**	**.00383**
Stddev	.00007	.00026	.00051	.088	.01413	.00047	.00771	.00010	.00024
%RSD	5.7195	.70495	.07744	.46055	2.6308	1.9936	.85817	.09835	6.1789
#1	.00134	.03637	.66349	18.959	.52712	.02379	.90400	.10366	.00366
#2	.00124	.03601	.66276	19.083	.54710	.02313	.89309	.10380	.00399
Check ?	Chk Pass	Chk Pass	Chk Pass	Chk Pass	Chk Pass	Chk Pass	Chk Pass	Chk Pass	Chk Pass
High Limit									
Low Limit									

Elem	Na5895	Ni2316	P_1782	Pb2203	S_1820	Sb2068	Se1960	Si2881	Sn1899
Line	589.592 { 57}	231.604 {446}	178.284 {489}	220.353 {453}	182.034 {485}	206.833 {463}	196.090 {472}	288.158 {117}	189.989 {477}
Units	ppm	ppm	ppm	ppm	ppm	ppm	ppm	ppm	ppm
Avg	**.13199**	**.06117**	**.44903**	**.77407**	**.65596**	**.00737**	**.00375**	**2.4425**	**.01317**
Stddev	.00418	.00115	.00689	.00513	.00312	.00053	.00559	.0072	.00125
%RSD	3.1654	1.8740	1.5354	.66300	.47565	7.2236	149.23	.29549	9.4643
#1	.12904	.06198	.45390	.77770	.65817	.00775	.00770	2.4476	.01405
#2	.13495	.06036	.44415	.77044	.65375	.00700	-.00021	2.4374	.01229
Check ?	Chk Pass	Chk Pass	Chk Pass	Chk Pass	Chk Pass	Chk Pass	Chk Pass	Chk Pass	Chk Pass
High Limit									
Low Limit									

Elem	Sr4077	Th2837	Ti3349	Tl1908	U_3701	V_2924	Zn2062	Zr3391
Line	407.771 { 83}	283.730 {119}	334.904 {101}	190.856 {477}	370.152 { 91}	292.402 {115}	206.200 {163}	339.198 { 99}
Units	ppm	ppm	ppm	ppm	ppm	ppm	ppm	ppm
Avg	**.01086**	**.00337**	**.23815**	**-.00028**	**.01204**	**.03635**	**.69346**	**.00780**
Stddev	.00003	.00215	.00061	.00090	.02054	.00038	.00843	.00050
%RSD	.30669	63.885	.25405	320.92	170.61	1.0399	1.2157	6.4710
#1	.01088	.00185	.23772	.00036	.02657	.03662	.69942	.00816
#2	.01083	.00489	.23858	-.00092	-.00249	.03608	.68749	.00745
Check ?	Chk Pass	Chk Pass	Chk Pass	Chk Pass	Chk Pass	Chk Pass	Chk Pass	Chk Pass
High Limit								
Low Limit								

Int. Std.	Y_2243	Y_3600	Y_3774
Line	224.306 {450}	360.073 { 94}	377.433 { 89}
Units	Cts/S	Cts/S	Cts/S
Avg	**1573.3**	**32775.**	**5882.1**
Stddev	3.4	80.	29.9
%RSD	.21642	.24368	.50757
#1	1570.9	32719.	5861.0
#2	1575.7	32832.	5903.2

Sample Name: 280-83021-A-1-F Acquired: 5/20/2016 23:54:08 Type: Unk
Method: 6500_026(v10) Mode: CONC Corr. Factor: 1.000000
User: kellyca Custom ID1: Custom ID2: Custom ID3:
Comment: 325983 6010C Q4 soil

Elem	Ag3280	Al3092	As1890	B_2089	Ba4554	Be3130	Bi2230	Ca3179	Cd2288
Line	328.068 {103}	309.271 {109}	189.042 {478}	208.959 {461}	455.403 { 74}	313.042 {108}	223.061 {451}	317.933 {106}	228.802 {447}
Units	ppm	ppm	ppm	ppm	ppm	ppm	ppm	ppm	ppm
Avg	**.00001**	**28.489**	**.00699**	**.00429**	**.05582**	**.00014**	**-.00274**	**.75556**	**.00225**
Stddev	.00035	.056	.00921	.00073	.00052	.00004	.00006	.00058	.00006
%RSD	4316.7	.19649	131.73	17.134	.92313	25.136	2.0318	.07617	2.8774
#1	.00025	28.449	.00048	.00377	.05618	.00012	-.00278	.75515	.00221
#2	-.00024	28.529	.01350	.00481	.05545	.00017	-.00270	.75597	.00230
Check ?	Chk Pass	Chk Pass	Chk Pass	Chk Pass	Chk Pass	Chk Pass	Chk Pass	Chk Pass	Chk Pass
High Limit									
Low Limit									

Elem	Co2286	Cr2055	Cu3247	Fe2599	K_7664	Li6707	Mg2790	Mn2576	Mo2020
Line	228.616 {447}	205.560 {464}	324.754 {104}	259.940 {130}	766.490 { 44}	670.784 { 50}	279.079 {121}2	257.610 {131}	202.030 {467}
Units	ppm	ppm	ppm	ppm	ppm	ppm	ppm	ppm	ppm
Avg	**.00080**	**.03372**	**.17126**	**17.465**	**.44938**	**.01025**	**.67303**	**.04487**	**.00174**
Stddev	.00009	.00003	.00024	.050	.01317	.00090	.00280	.00010	.00003
%RSD	10.679	.09273	.14125	.28453	2.9318	8.7543	.41552	.23355	1.7653
#1	.00086	.03374	.17143	17.500	.44006	.00961	.67105	.04479	.00172
#2	.00074	.03370	.17109	17.430	.45870	.01088	.67501	.04494	.00176
Check ?	Chk Pass	Chk Pass	Chk Pass	Chk Pass	Chk Pass	Chk Pass	Chk Pass	Chk Pass	Chk Pass
High Limit									
Low Limit									

Elem	Na5895	Ni2316	P_1782	Pb2203	S_1820	Sb2068	Se1960	Si2881	Sn1899
Line	589.592 { 57}	231.604 {446}	178.284 {489}	220.353 {453}	182.034 {485}	206.833 {463}	196.090 {472}	288.158 {117}	189.989 {477}
Units	ppm	ppm	ppm	ppm	ppm	ppm	ppm	ppm	ppm
Avg	**.11498**	**.04557**	**.26716**	**.23857**	**.56740**	**.00229**	**.00165**	**1.7986**	**.00694**
Stddev	.00045	.00133	.00100	.00263	.00517	.00503	.01201	.0012	.00056
%RSD	.38931	2.9228	.37275	1.1017	.91046	219.27	728.61	.06710	8.0312
#1	.11530	.04651	.26787	.24043	.57106	.00585	.01014	1.7995	.00655
#2	.11467	.04463	.26646	.23671	.56375	-.00126	-.00684	1.7978	.00734
Check ?	Chk Pass	Chk Pass	Chk Pass	Chk Pass	Chk Pass	Chk Pass	Chk Pass	Chk Pass	Chk Pass
High Limit									
Low Limit									

Elem	Sr4077	Th2837	Ti3349	Tl1908	U_3701	V_2924	Zn2062	Zr3391
Line	407.771 { 83}	283.730 {119}	334.904 {101}	190.856 {477}	370.152 { 91}	292.402 {115}	206.200 {163}	339.198 { 99}
Units	ppm	ppm	ppm	ppm	ppm	ppm	ppm	ppm
Avg	**.00995**	**.00477**	**.27263**	**-.00131**	**-.00904**	**.04116**	**.18665**	**.01183**
Stddev	.00005	.00072	.00054	.00024	.00533	.00103	.00214	.00019
%RSD	.49470	15.157	.19714	18.609	58.943	2.5124	1.1473	1.6416
#1	.00991	.00426	.27301	-.00149	-.01281	.04043	.18514	.01169
#2	.00998	.00528	.27225	-.00114	-.00527	.04189	.18817	.01196
Check ?	Chk Pass	Chk Pass	Chk Pass	Chk Pass	Chk Pass	Chk Pass	Chk Pass	Chk Pass
High Limit								
Low Limit								

Int. Std.	Y_2243	Y_3600	Y_3774
Line	224.306 {450}	360.073 { 94}	377.433 { 89}
Units	Cts/S	Cts/S	Cts/S
Avg	**1564.7**	**32660.**	**5937.8**
Stddev	1.5	24.	45.6
%RSD	.09779	.07268	.76863
#1	1563.6	32643.	5905.6
#2	1565.8	32677.	5970.1

Sample Name: 280-83021-A-2-F Acquired: 5/20/2016 23:56:49 Type: Unk
Method: 6500_026(v10) Mode: CONC Corr. Factor: 1.000000
User: kellyca Custom ID1: Custom ID2: Custom ID3:
Comment: 325983 6010C Q4 soil

Elem	Ag3280	Al3092	As1890	B_2089	Ba4554	Be3130	Bi2230	Ca3179	Cd2288
Line	328.068 {103}	309.271 {109}	189.042 {478}	208.959 {461}	455.403 { 74}	313.042 {108}	223.061 {451}	317.933 {106}	228.802 {447}
Units	ppm	ppm	ppm	ppm	ppm	ppm	ppm	ppm	ppm
Avg	**-.00027**	**28.537**	**.00333**	**.00457**	**.05400**	**.00012**	**-.00193**	**.64377**	**.00137**
Stddev	.00003	.199	.00108	.00070	.00009	.00001	.00221	.00277	.00042
%RSD	10.608	.69867	32.332	15.313	.17122	4.3581	114.89	.43088	30.824
#1	-.00029	28.396	.00409	.00407	.05394	.00013	-.00349	.64181	.00107
#2	-.00025	28.678	.00257	.00506	.05407	.00012	-.00036	.64573	.00167
Check ?	Chk Pass	Chk Pass	Chk Pass	Chk Pass	Chk Pass	Chk Pass	Chk Pass	Chk Pass	Chk Pass
High Limit									
Low Limit									

Elem	Co2286	Cr2055	Cu3247	Fe2599	K_7664	Li6707	Mg2790	Mn2576	Mo2020
Line	228.616 {447}	205.560 {464}	324.754 {104}	259.940 {130}	766.490 { 44}	670.784 { 50}	279.079 {121}2	257.610 {131}	202.030 {467}
Units	ppm	ppm	ppm	ppm	ppm	ppm	ppm	ppm	ppm
Avg	**.00098**	**.03510**	**.15839**	**18.319**	**.49063**	**.01135**	**.68419**	**.04991**	**.00255**
Stddev	.00021	.00004	.00108	.071	.00727	.00080	.00299	.00002	.00011
%RSD	21.081	.11879	.68197	.38585	1.4818	7.0471	.43699	.03047	4.4188
#1	.00083	.03513	.15916	18.269	.48549	.01191	.68630	.04990	.00247
#2	.00113	.03507	.15763	18.369	.49577	.01078	.68207	.04992	.00263
Check ?	Chk Pass	Chk Pass	Chk Pass	Chk Pass	Chk Pass	Chk Pass	Chk Pass	Chk Pass	Chk Pass
High Limit									
Low Limit									

Elem	Na5895	Ni2316	P_1782	Pb2203	S_1820	Sb2068	Se1960	Si2881	Sn1899
Line	589.592 { 57}	231.604 {446}	178.284 {489}	220.353 {453}	182.034 {485}	206.833 {463}	196.090 {472}	288.158 {117}	189.989 {477}
Units	ppm	ppm	ppm	ppm	ppm	ppm	ppm	ppm	ppm
Avg	**.15778**	**.04494**	**.27888**	**.18598**	**.66290**	**.00102**	**.00137**	**1.9328**	**.00622**
Stddev	.00072	.00012	.00149	.00170	.00662	.00074	.00135	.0044	.00007
%RSD	.45669	.26559	.53425	.91491	.99884	73.151	99.027	.22661	1.0461
#1	.15829	.04502	.27994	.18478	.66758	.00155	.00233	1.9297	.00627
#2	.15727	.04486	.27783	.18719	.65822	.00049	.00041	1.9359	.00617
Check ?	Chk Pass	Chk Pass	Chk Pass	Chk Pass	Chk Pass	Chk Pass	Chk Pass	Chk Pass	Chk Pass
High Limit									
Low Limit									

Elem	Sr4077	Th2837	Ti3349	Tl1908	U_3701	V_2924	Zn2062	Zr3391
Line	407.771 { 83}	283.730 {119}	334.904 {101}	190.856 {477}	370.152 { 91}	292.402 {115}	206.200 {163}	339.198 { 99}
Units	ppm	ppm	ppm	ppm	ppm	ppm	ppm	ppm
Avg	**.00870**	**.00318**	**.30010**	**-.00197**	**-.00244**	**.04097**	**.22192**	**.01155**
Stddev	.00011	.00060	.00181	.00142	.00528	.00050	.00269	.00234
%RSD	1.2869	18.738	.60296	72.048	215.85	1.2083	1.2118	20.220
#1	.00862	.00360	.30138	-.00298	.00129	.04132	.22002	.01321
#2	.00878	.00276	.29882	-.00097	-.00618	.04062	.22382	.00990
Check ?	Chk Pass	Chk Pass	Chk Pass	Chk Pass	Chk Pass	Chk Pass	Chk Pass	Chk Pass
High Limit								
Low Limit								

Int. Std.	Y_2243	Y_3600	Y_3774
Line	224.306 {450}	360.073 { 94}	377.433 { 89}
Units	Cts/S	Cts/S	Cts/S
Avg	**1573.9**	**32743.**	**5931.0**
Stddev	1.2	14.	20.0
%RSD	.07562	.04397	.33684
#1	1573.0	32754.	5945.1
#2	1574.7	32733.	5916.9

Sample Name: 280-83021-A-3-J Acquired: 5/20/2016 23:59:32 Type: Unk
Method: 6500_026(v10) Mode: CONC Corr. Factor: 1.000000
User: kellyca Custom ID1: Custom ID2: Custom ID3:
Comment: 325983 6010C Q4 soil

Elem	Ag3280	Al3092	As1890	B_2089	Ba4554	Be3130	Bi2230	Ca3179	Cd2288
Line	328.068 {103}	309.271 {109}	189.042 {478}	208.959 {461}	455.403 { 74}	313.042 {108}	223.061 {451}	317.933 {106}	228.802 {447}
Units	ppm	ppm	ppm	ppm	ppm	ppm	ppm	ppm	ppm
Avg	**.00015**	**16.587**	**-.00259**	**.00215**	**.03402**	**.00008**	**.00012**	**.38587**	**.00092**
Stddev	.00010	.140	.00147	.00033	.00002	.00003	.00078	.00344	.00019
%RSD	63.541	.84559	56.704	15.218	.05511	36.017	665.83	.89266	21.052
#1	.00022	16.488	-.00363	.00192	.03401	.00010	.00067	.38343	.00079
#2	.00008	16.686	-.00155	.00238	.03403	.00006	-.00043	.38830	.00106
Check ?	Chk Pass	Chk Pass	Chk Pass	Chk Pass	Chk Pass	Chk Pass	Chk Pass	Chk Pass	Chk Pass
High Limit									
Low Limit									

Elem	Co2286	Cr2055	Cu3247	Fe2599	K_7664	Li6707	Mg2790	Mn2576	Mo2020
Line	228.616 {447}	205.560 {464}	324.754 {104}	259.940 {130}	766.490 { 44}	670.784 { 50}	279.079 {121}2	257.610 {131}	202.030 {467}
Units	ppm	ppm	ppm	ppm	ppm	ppm	ppm	ppm	ppm
Avg	**.00031**	**.02089**	**.10620**	**11.047**	**.29596**	**.00619**	**.42518**	**.02682**	**.00093**
Stddev	.00012	.00052	.00051	.044	.04858	.00010	.00310	.00009	.00008
%RSD	38.639	2.4879	.48133	.39408	16.413	1.5360	.72845	.33608	9.0517
#1	.00039	.02126	.10584	11.017	.26161	.00626	.42299	.02676	.00087
#2	.00022	.02053	.10657	11.078	.33031	.00612	.42737	.02688	.00099
Check ?	Chk Pass	Chk Pass	Chk Pass	Chk Pass	Chk Pass	Chk Pass	Chk Pass	Chk Pass	Chk Pass
High Limit									
Low Limit									

Elem	Na5895	Ni2316	P_1782	Pb2203	S_1820	Sb2068	Se1960	Si2881	Sn1899
Line	589.592 { 57}	231.604 {446}	178.284 {489}	220.353 {453}	182.034 {485}	206.833 {463}	196.090 {472}	288.158 {117}	189.989 {477}
Units	ppm	ppm	ppm	ppm	ppm	ppm	ppm	ppm	ppm
Avg	**.07420**	**.02853**	**.17758**	**.09833**	**.38046**	**.00393**	**-.00400**	**1.1835**	**.00352**
Stddev	.00374	.00008	.00047	.00069	.00290	.00331	.00032	.0324	.00038
%RSD	5.0398	.29761	.26551	.70200	.76167	84.026	8.0511	2.7368	10.849
#1	.07684	.02847	.17725	.09882	.37841	.00160	-.00377	1.1606	.00379
#2	.07155	.02859	.17792	.09784	.38250	.00627	-.00423	1.2064	.00325
Check ?	Chk Pass	Chk Pass	Chk Pass	Chk Pass	Chk Pass	Chk Pass	Chk Pass	Chk Pass	Chk Pass
High Limit									
Low Limit									

Elem	Sr4077	Th2837	Ti3349	Tl1908	U_3701	V_2924	Zn2062	Zr3391
Line	407.771 { 83}	283.730 {119}	334.904 {101}	190.856 {477}	370.152 { 91}	292.402 {115}	206.200 {163}	339.198 { 99}
Units	ppm	ppm	ppm	ppm	ppm	ppm	ppm	ppm
Avg	**.00530**	**.00165**	**.15816**	**.00186**	**-.00861**	**.02390**	**.12320**	**.00686**
Stddev	.00019	.00106	.00417	.00050	.01589	.00047	.00033	.00110
%RSD	3.5810	64.116	2.6361	26.887	184.47	1.9820	.26709	16.086
#1	.00517	.00090	.16111	.00151	.00262	.02357	.12297	.00764
#2	.00544	.00240	.15521	.00222	-.01985	.02424	.12343	.00608
Check ?	Chk Pass	Chk Pass	Chk Pass	Chk Pass	Chk Pass	Chk Pass	Chk Pass	Chk Pass
High Limit								
Low Limit								

Int. Std.	Y_2243	Y_3600	Y_3774
Line	224.306 {450}	360.073 { 94}	377.433 { 89}
Units	Cts/S	Cts/S	Cts/S
Avg	**1590.9**	**33245.**	**5926.2**
Stddev	1.8	2.	7.8
%RSD	.11427	.00584	.13245
#1	1589.6	33244.	5920.7
#2	1592.2	33246.	5931.8

Sample Name: 280-83021-A-3-K DU Acquired: 5/21/2016 0:02:14 Type: Unk
Method: 6500_026(v10) Mode: CONC Corr. Factor: 1.000000
User: kellyca Custom ID1: Custom ID2: Custom ID3:
Comment: 325983 6010C Q4 soil

Elem	Ag3280	Al3092	As1890	B_2089	Ba4554	Be3130	Bi2230	Ca3179	Cd2288
Line	328.068 {103}	309.271 {109}	189.042 {478}	208.959 {461}	455.403 { 74}	313.042 {108}	223.061 {451}	317.933 {106}	228.802 {447}
Units	ppm	ppm	ppm	ppm	ppm	ppm	ppm	ppm	ppm
Avg	**.00019**	**23.483**	**.00116**	**.00252**	**.05381**	**.00006**	**-.00093**	**.55048**	**.00165**
Stddev	.00072	.064	.00493	.00087	.00016	.00000	.00151	.00237	.00039
%RSD	380.35	.27461	426.28	34.631	.29139	3.8050	162.28	.43047	23.459
#1	.00070	23.437	.00464	.00190	.05392	.00007	-.00200	.54880	.00137
#2	-.00032	23.528	-.00233	.00314	.05370	.00006	.00014	.55215	.00192
Check ?	Chk Pass	Chk Pass	Chk Pass	Chk Pass	Chk Pass	Chk Pass	Chk Pass	Chk Pass	Chk Pass
High Limit									
Low Limit									

Elem	Co2286	Cr2055	Cu3247	Fe2599	K_7664	Li6707	Mg2790	Mn2576	Mo2020
Line	228.616 {447}	205.560 {464}	324.754 {104}	259.940 {130}	766.490 { 44}	670.784 { 50}	279.079 {121}2	257.610 {131}	202.030 {467}
Units	ppm	ppm	ppm	ppm	ppm	ppm	ppm	ppm	ppm
Avg	**.00075**	**.02885**	**.16791**	**16.393**	**.42048**	**.00854**	**.54809**	**.03854**	**.00183**
Stddev	.00024	.00008	.00035	.080	.01783	.00020	.00670	.00009	.00040
%RSD	32.268	.26051	.21132	.48940	4.2406	2.3415	1.2226	.23451	21.637
#1	.00058	.02880	.16816	16.337	.43309	.00840	.55283	.03861	.00155
#2	.00093	.02890	.16766	16.450	.40787	.00868	.54335	.03848	.00211
Check ?	Chk Pass	Chk Pass	Chk Pass	Chk Pass	Chk Pass	Chk Pass	Chk Pass	Chk Pass	Chk Pass
High Limit									
Low Limit									

Elem	Na5895	Ni2316	P_1782	Pb2203	S_1820	Sb2068	Se1960	Si2881	Sn1899
Line	589.592 { 57}	231.604 {446}	178.284 {489}	220.353 {453}	182.034 {485}	206.833 {463}	196.090 {472}	288.158 {117}	189.989 {477}
Units	ppm	ppm	ppm	ppm	ppm	ppm	ppm	ppm	ppm
Avg	**.12030**	**.04262**	**.26644**	**.13473**	**.55095**	**.00239**	**.00582**	**1.9089**	**.00571**
Stddev	.00126	.00048	.00474	.00040	.00159	.00161	.00012	.0017	.00249
%RSD	1.0450	1.1380	1.7782	.29967	.28863	67.607	2.0432	.08826	43.594
#1	.12118	.04296	.26979	.13502	.55208	.00125	.00573	1.9077	.00395
#2	.11941	.04228	.26309	.13445	.54983	.00353	.00590	1.9100	.00747
Check ?	Chk Pass	Chk Pass	Chk Pass	Chk Pass	Chk Pass	Chk Pass	Chk Pass	Chk Pass	Chk Pass
High Limit									
Low Limit									

Elem	Sr4077	Th2837	Ti3349	Tl1908	U_3701	V_2924	Zn2062	Zr3391
Line	407.771 { 83}	283.730 {119}	334.904 {101}	190.856 {477}	370.152 { 91}	292.402 {115}	206.200 {163}	339.198 { 99}
Units	ppm	ppm	ppm	ppm	ppm	ppm	ppm	ppm
Avg	**.00799**	**.00573**	**.19679**	**-.00168**	**-.00046**	**.03467**	**.18021**	**.00847**
Stddev	.00001	.00073	.00034	.00282	.00428	.00022	.00070	.00044
%RSD	.18539	12.729	.17051	168.08	940.91	.64647	.38883	5.2191
#1	.00797	.00625	.19655	-.00368	.00257	.03482	.18070	.00816
#2	.00800	.00522	.19702	.00032	-.00349	.03451	.17971	.00879
Check ?	Chk Pass	Chk Pass	Chk Pass	Chk Pass	Chk Pass	Chk Pass	Chk Pass	Chk Pass
High Limit								
Low Limit								

Int. Std.	Y_2243	Y_3600	Y_3774
Line	224.306 {450}	360.073 { 94}	377.433 { 89}
Units	Cts/S	Cts/S	Cts/S
Avg	**1565.2**	**32582.**	**5847.1**
Stddev	1.3	131.	5.4
%RSD	.08309	.40133	.09238
#1	1564.2	32490.	5850.9
#2	1566.1	32675.	5843.2

Sample Name: 280-83021-A-11-J Acquired: 5/21/2016 0:04:56 Type: Unk
Method: 6500_026(v10) Mode: CONC Corr. Factor: 1.000000
User: kellyca Custom ID1: Custom ID2: Custom ID3:
Comment: 325983 6010C Q4 soil

Elem	Ag3280	Al3092	As1890	B_2089	Ba4554	Be3130	Bi2230	Ca3179	Cd2288
Line	328.068 {103}	309.271 {109}	189.042 {478}	208.959 {461}	455.403 { 74}	313.042 {108}	223.061 {451}	317.933 {106}	228.802 {447}
Units	ppm	ppm	ppm	ppm	ppm	ppm	ppm	ppm	ppm
Avg	**-.00015**	**36.641**	**.00326**	**.00406**	**.09770**	**.00023**	**-.00318**	**.74384**	**.00530**
Stddev	.00041	.042	.00194	.00084	.00019	.00002	.00152	.00669	.00012
%RSD	275.76	.11336	59.457	20.625	.19670	9.1249	47.806	.89896	2.2451
#1	-.00044	36.612	.00189	.00347	.09756	.00025	-.00425	.73911	.00538
#2	.00014	36.670	.00463	.00465	.09783	.00022	-.00210	.74857	.00521
Check ?	Chk Pass	Chk Pass	Chk Pass	Chk Pass	Chk Pass	Chk Pass	Chk Pass	Chk Pass	Chk Pass
High Limit									
Low Limit									

Elem	Co2286	Cr2055	Cu3247	Fe2599	K_7664	Li6707	Mg2790	Mn2576	Mo2020
Line	228.616 {447}	205.560 {464}	324.754 {104}	259.940 {130}	766.490 { 44}	670.784 { 50}	279.079 {121}2	257.610 {131}	202.030 {467}
Units	ppm	ppm	ppm	ppm	ppm	ppm	ppm	ppm	ppm
Avg	**.00144**	**.03328**	**.33083**	**20.400**	**.69531**	**.02138**	**1.1390**	**.09561**	**.00235**
Stddev	.00060	.00022	.00022	.086	.00036	.00096	.0034	.00021	.00004
%RSD	41.608	.65513	.06730	.42283	.05155	4.5069	.30180	.22071	1.7819
#1	.00102	.03344	.33067	20.339	.69506	.02070	1.1415	.09576	.00232
#2	.00186	.03313	.33098	20.461	.69557	.02207	1.1366	.09546	.00238
Check ?	Chk Pass	Chk Pass	Chk Pass	Chk Pass	Chk Pass	Chk Pass	Chk Pass	Chk Pass	Chk Pass
High Limit									
Low Limit									

Elem	Na5895	Ni2316	P_1782	Pb2203	S_1820	Sb2068	Se1960	Si2881	Sn1899
Line	589.592 { 57}	231.604 {446}	178.284 {489}	220.353 {453}	182.034 {485}	206.833 {463}	196.090 {472}	288.158 {117}	189.989 {477}
Units	ppm	ppm	ppm	ppm	ppm	ppm	ppm	ppm	ppm
Avg	**.13157**	**.07244**	**.42978**	**.39434**	**.53860**	**.00393**	**-.00352**	**2.2175**	**.00878**
Stddev	.00373	.00062	.00067	.00375	.00520	.00228	.00195	.0479	.00067
%RSD	2.8364	.85576	.15635	.95206	.96549	57.911	55.425	2.1581	7.6427
#1	.13421	.07288	.43025	.39700	.53492	.00554	-.00490	2.2514	.00830
#2	.12893	.07200	.42930	.39169	.54228	.00232	-.00214	2.1837	.00925
Check ?	Chk Pass	Chk Pass	Chk Pass	Chk Pass	Chk Pass	Chk Pass	Chk Pass	Chk Pass	Chk Pass
High Limit									
Low Limit									

Elem	Sr4077	Th2837	Ti3349	Tl1908	U_3701	V_2924	Zn2062	Zr3391
Line	407.771 { 83}	283.730 {119}	334.904 {101}	190.856 {477}	370.152 { 91}	292.402 {115}	206.200 {163}	339.198 { 99}
Units	ppm	ppm	ppm	ppm	ppm	ppm	ppm	ppm
Avg	**.00799**	**.00320**	**.20875**	**-.00120**	**.01758**	**.04497**	**.45805**	**.01067**
Stddev	.00007	.00224	.00012	.00029	.00190	.00009	.00237	.00002
%RSD	.93602	70.011	.05819	24.443	10.814	.20191	.51776	.23261
#1	.00793	.00479	.20866	-.00141	.01624	.04504	.45638	.01065
#2	.00804	.00162	.20883	-.00099	.01893	.04491	.45973	.01068
Check ?	Chk Pass	Chk Pass	Chk Pass	Chk Pass	Chk Pass	Chk Pass	Chk Pass	Chk Pass
High Limit								
Low Limit								

Int. Std.	Y_2243	Y_3600	Y_3774
Line	224.306 {450}	360.073 { 94}	377.433 { 89}
Units	Cts/S	Cts/S	Cts/S
Avg	**1576.2**	**32702.**	**5965.8**
Stddev	1.8	82.	1.2
%RSD	.11308	.25197	.02020
#1	1574.9	32644.	5965.0
#2	1577.4	32761.	5966.7

Sample Name: 280-83021-A-12-I Acquired: 5/21/2016 0:07:38 Type: Unk
Method: 6500_026(v10) Mode: CONC Corr. Factor: 1.000000
User: kellyca Custom ID1: Custom ID2: Custom ID3:
Comment: 325983 6010C Q4 soil

Elem	Ag3280	Al3092	As1890	B_2089	Ba4554	Be3130	Bi2230	Ca3179	Cd2288
Line	328.068 {103}	309.271 {109}	189.042 {478}	208.959 {461}	455.403 { 74}	313.042 {108}	223.061 {451}	317.933 {106}	228.802 {447}
Units	ppm	ppm	ppm	ppm	ppm	ppm	ppm	ppm	ppm
Avg	**.00028**	**36.754**	**.00112**	**.00457**	**.12277**	**.00019**	**.00158**	**.76356**	**.00705**
Stddev	.00034	.063	.00405	.00058	.00043	.00005	.00380	.00519	.00000
%RSD	122.09	.17020	361.03	12.749	.34649	26.337	240.16	.68035	.04779
#1	.00052	36.799	.00399	.00498	.12247	.00015	-.00110	.76723	.00705
#2	.00004	36.710	-.00174	.00415	.12308	.00022	.00426	.75989	.00706
Check ?	Chk Pass	Chk Pass	Chk Pass	Chk Pass	Chk Pass	Chk Pass	Chk Pass	Chk Pass	Chk Pass
High Limit									
Low Limit									

Elem	Co2286	Cr2055	Cu3247	Fe2599	K_7664	Li6707	Mg2790	Mn2576	Mo2020
Line	228.616 {447}	205.560 {464}	324.754 {104}	259.940 {130}	766.490 { 44}	670.784 { 50}	279.079 {121}2	257.610 {131}	202.030 {467}
Units	ppm	ppm	ppm	ppm	ppm	ppm	ppm	ppm	ppm
Avg	**.00159**	**.03480**	**.48267**	**23.866**	**.66578**	**.02158**	**1.1205**	**.10310**	**.00256**
Stddev	.00038	.00014	.00075	.000	.01691	.00032	.0033	.00011	.00011
%RSD	24.072	.40894	.15556	.00111	2.5399	1.4883	.29568	.10848	4.4849
#1	.00132	.03470	.48214	23.866	.65382	.02181	1.1229	.10302	.00248
#2	.00186	.03490	.48321	23.866	.67774	.02135	1.1182	.10318	.00264
Check ?	Chk Pass	Chk Pass	Chk Pass	Chk Pass	Chk Pass	Chk Pass	Chk Pass	Chk Pass	Chk Pass
High Limit									
Low Limit									

Elem	Na5895	Ni2316	P_1782	Pb2203	S_1820	Sb2068	Se1960	Si2881	Sn1899
Line	589.592 { 57}	231.604 {446}	178.284 {489}	220.353 {453}	182.034 {485}	206.833 {463}	196.090 {472}	288.158 {117}	189.989 {477}
Units	ppm	ppm	ppm	ppm	ppm	ppm	ppm	ppm	ppm
Avg	**.11761**	**.06589**	**.41872**	**.40020**	**.51356**	**.00413**	**-.00400**	**2.3083**	**.00997**
Stddev	.00309	.00042	.00492	.00474	.00257	.00239	.00194	.0335	.00092
%RSD	2.6232	.64384	1.1739	1.1836	.50101	57.757	48.620	1.4529	9.2212
#1	.11542	.06619	.42220	.40355	.51174	.00582	-.00537	2.3321	.01062
#2	.11979	.06559	.41525	.39685	.51538	.00244	-.00262	2.2846	.00932
Check ?	Chk Pass	Chk Pass	Chk Pass	Chk Pass	Chk Pass	Chk Pass	Chk Pass	Chk Pass	Chk Pass
High Limit									
Low Limit									

Elem	Sr4077	Th2837	Ti3349	Tl1908	U_3701	V_2924	Zn2062	Zr3391
Line	407.771 { 83}	283.730 {119}	334.904 {101}	190.856 {477}	370.152 { 91}	292.402 {115}	206.200 {163}	339.198 { 99}
Units	ppm	ppm	ppm	ppm	ppm	ppm	ppm	ppm
Avg	**.00841**	**.00546**	**.21469**	**-.00222**	**.00680**	**.04442**	**.48788**	**.01573**
Stddev	.00021	.00220	.00384	.00022	.01923	.00013	.00128	.00133
%RSD	2.4641	40.318	1.7885	9.7640	282.98	.30140	.26165	8.4240
#1	.00826	.00701	.21740	-.00207	-.00680	.04452	.48879	.01479
#2	.00855	.00390	.21197	-.00237	.02040	.04433	.48698	.01667
Check ?	Chk Pass	Chk Pass	Chk Pass	Chk Pass	Chk Pass	Chk Pass	Chk Pass	Chk Pass
High Limit								
Low Limit								

Int. Std.	Y_2243	Y_3600	Y_3774
Line	224.306 {450}	360.073 { 94}	377.433 { 89}
Units	Cts/S	Cts/S	Cts/S
Avg	**1579.5**	**32857.**	**5890.3**
Stddev	2.0	33.	11.9
%RSD	.12693	.10086	.20251
#1	1580.9	32881.	5881.9
#2	1578.0	32834.	5898.7

Sample Name: 280-83021-A-13-I Acquired: 5/21/2016 0:10:20 Type: Unk
Method: 6500_026(v10) Mode: CONC Corr. Factor: 1.000000
User: kellyca Custom ID1: Custom ID2: Custom ID3:
Comment: 325983 6010C Q4 soil

Elem	Ag3280	Al3092	As1890	B_2089	Ba4554	Be3130	Bi2230	Ca3179	Cd2288
Line	328.068 {103}	309.271 {109}	189.042 {478}	208.959 {461}	455.403 { 74}	313.042 {108}	223.061 {451}	317.933 {106}	228.802 {447}
Units	ppm	ppm	ppm	ppm	ppm	ppm	ppm	ppm	ppm
Avg	**.00062**	**37.583**	**.00541**	**.00396**	**.10073**	**.00015**	**-.00047**	**.74606**	**.00628**
Stddev	.00002	.026	.00270	.00208	.00033	.00003	.00141	.00139	.00010
%RSD	3.3513	.06920	49.951	52.496	.33245	17.260	297.61	.18644	1.5254
#1	.00064	37.564	.00731	.00249	.10049	.00013	-.00147	.74507	.00621
#2	.00061	37.601	.00350	.00544	.10097	.00017	.00052	.74704	.00635
Check ?	Chk Pass	Chk Pass	Chk Pass	Chk Pass	Chk Pass	Chk Pass	Chk Pass	Chk Pass	Chk Pass
High Limit									
Low Limit									

Elem	Co2286	Cr2055	Cu3247	Fe2599	K_7664	Li6707	Mg2790	Mn2576	Mo2020
Line	228.616 {447}	205.560 {464}	324.754 {104}	259.940 {130}	766.490 { 44}	670.784 { 50}	279.079 {121}2	257.610 {131}	202.030 {467}
Units	ppm	ppm	ppm	ppm	ppm	ppm	ppm	ppm	ppm
Avg	**.00157**	**.03313**	**.50943**	**21.310**	**.66050**	**.02095**	**1.1195**	**.09138**	**.00245**
Stddev	.00008	.00005	.00050	.145	.00506	.00046	.0026	.00020	.00006
%RSD	5.3813	.14712	.09718	.67835	.76658	2.1974	.23169	.22226	2.6048
#1	.00163	.03310	.50908	21.208	.65692	.02062	1.1214	.09124	.00241
#2	.00151	.03317	.50978	21.412	.66408	.02128	1.1177	.09153	.00250
Check ?	Chk Pass	Chk Pass	Chk Pass	Chk Pass	Chk Pass	Chk Pass	Chk Pass	Chk Pass	Chk Pass
High Limit									
Low Limit									

Elem	Na5895	Ni2316	P_1782	Pb2203	S_1820	Sb2068	Se1960	Si2881	Sn1899
Line	589.592 { 57}	231.604 {446}	178.284 {489}	220.353 {453}	182.034 {485}	206.833 {463}	196.090 {472}	288.158 {117}	189.989 {477}
Units	ppm	ppm	ppm	ppm	ppm	ppm	ppm	ppm	ppm
Avg	**.11551**	**.06768**	**.44127**	**.45159**	**.58394**	**.00428**	W **-.00699**	**2.1847**	**.01080**
Stddev	.00350	.00050	.00191	.00004	.00773	.00281	.00625	.0665	.00004
%RSD	3.0311	.73484	.43203	.00903	1.3245	65.709	89.351	3.0419	.36364
#1	.11304	.06803	.44262	.45156	.57847	.00627	-.00257	2.2317	.01083
#2	.11799	.06733	.43992	.45162	.58941	.00229	-.01141	2.1377	.01078
Check ?	Chk Pass	Chk Pass	Chk Pass	Chk Pass	Chk Pass	Chk Pass	Chk Warn	Chk Pass	Chk Pass
High Limit							5.0000		
Low Limit							-.00500		

Elem	Sr4077	Th2837	Ti3349	Tl1908	U_3701	V_2924	Zn2062	Zr3391
Line	407.771 { 83}	283.730 {119}	334.904 {101}	190.856 {477}	370.152 { 91}	292.402 {115}	206.200 {163}	339.198 { 99}
Units	ppm	ppm	ppm	ppm	ppm	ppm	ppm	ppm
Avg	**.00818**	**.00120**	**.19479**	**-.00120**	**-.00392**	**.04449**	**.46736**	**.01000**
Stddev	.00006	.00095	.00057	.00038	.01099	.00062	.00051	.00147
%RSD	.68674	79.171	.29307	31.656	280.41	1.3918	.10906	14.700
#1	.00814	.00187	.19439	-.00146	-.01169	.04493	.46700	.01104
#2	.00822	.00053	.19519	-.00093	.00385	.04405	.46772	.00896
Check ?	Chk Pass	Chk Pass	Chk Pass	Chk Pass	Chk Pass	Chk Pass	Chk Pass	Chk Pass
High Limit								
Low Limit								

Int. Std.	Y_2243	Y_3600	Y_3774
Line	224.306 {450}	360.073 { 94}	377.433 { 89}
Units	Cts/S	Cts/S	Cts/S
Avg	**1579.3**	**32669.**	**5839.2**
Stddev	4.8	17.	34.4
%RSD	.30698	.05160	.58881
#1	1582.8	32657.	5863.5
#2	1575.9	32681.	5814.8

Sample Name: ccvh-3900196 Acquired: 5/21/2016 0:13:02 Type: QC
Method: 6500_026(v10) Mode: CONC Corr. Factor: 1.000000
User: kellyca Custom ID1: Custom ID2: Custom ID3:
Comment:

Elem	Ag3280	Al3092	As1890	B_2089	Ba4554	Be3130	Bi2230	Ca3179	Cd2288	Co2286	Cr2055	Cu3247	Fe2714
Units	ppm	ppm	ppm	ppm	ppm	ppm	ppm	ppm	ppm	ppm	ppm	ppm	ppm
Avg	**-.00330**	**46.123**	**-.00643**	**.00155**	**.00006**	**-.00033**	**1.0561**	**-.05824**	**-.00085**	**.00269**	**-.00015**	**.00488**	**46.920**
Stddev	.00012	.040	.00085	.00126	.00000	.00004	.0036	.00367	.00006	.00025	.00003	.00000	.121
%RSD	3.7535	.08650	13.195	81.516	4.8667	12.891	.34364	6.2970	6.5968	9.3036	23.435	.09022	.25856
#1	-.00339	46.151	-.00703	.00244	.00006	-.00036	1.0586	-.06083	-.00089	.00287	-.00017	.00488	46.834
#2	-.00321	46.095	-.00583	.00066	.00005	-.00030	1.0535	-.05564	-.00081	.00251	-.00012	.00488	47.006
Check ?	None	Chk Pass	None	None	None	None	Chk Pass	None	None	None	None	None	Chk Pass
Value													
Range													

Elem	K_7664	Li6707	Mg2790	Mn2576	Mo2020	Na8183	Ni2316	P_1782	Pb2203	S_1820	Sb2068	Se1960	Si2881
Units	ppm	ppm	ppm	ppm	ppm	ppm	ppm	ppm	ppm	ppm	ppm	ppm	ppm
Avg	**.03601**	**-.00035**	**.14829**	**-.00086**	**-.00218**	**251.81**	**.00010**	**.00247**	**.00006**	**5.0401**	**-.00069**	**.00527**	**-.01681**
Stddev	.00686	.00096	.00551	.00007	.00030	.60	.00048	.00300	.00236	.0166	.00061	.00360	.00388
%RSD	19.043	272.55	3.7170	8.6266	13.593	.23633	482.51	121.57	3957.5	.32985	88.273	68.206	23.109
#1	.04086	.00033	.14439	-.00092	-.00239	251.39	.00044	.00459	.00173	5.0519	-.00026	.00782	-.01955
#2	.03117	-.00104	.15219	-.00081	-.00197	252.23	-.00024	.00035	-.00161	5.0284	-.00113	.00273	-.01406
Check ?	None	None	None	None	None	Chk Pass	None	None	None	Chk Pass	None	None	None
Value													
Range													

Elem	Sn1899	Sr4077	Th2837	Ti3349	Tl1908	U_3701	V_2924	Zn2062	Zr3391
Units	ppm	ppm	ppm	ppm	ppm	ppm	ppm	ppm	ppm
Avg	**.00196**	**.00021**	**4.8726**	**.02628**	**-.00571**	**10.022**	**-.01663**	**-.00176**	**-.01784**
Stddev	.00060	.00005	.0114	.00012	.00161	.013	.00010	.00082	.00038
%RSD	30.414	25.060	.23322	.46519	28.206	.12758	.60770	46.550	2.1367
#1	.00154	.00025	4.8645	.02619	-.00457	10.013	-.01656	-.00118	-.01757
#2	.00238	.00017	4.8806	.02636	-.00685	10.031	-.01670	-.00233	-.01811
Check ?	None	None	Chk Pass	None	None	Chk Pass	None	None	None
Value									
Range									

Int. Std.	Y_2243	Y_3600	Y_3774
Units	Cts/S	Cts/S	Cts/S
Avg	**1509.5**	**31143.**	**5690.4**
Stddev	.6	4.	1.3
%RSD	.03825	.01233	.02239
#1	1509.9	31141.	5689.5
#2	1509.1	31146.	5691.3

Sample Name: ccv-3900195 Acquired: 5/21/2016 0:15:50 Type: QC
Method: 6500_026(v10) Mode: CONC Corr. Factor: 1.000000
User: kellyca Custom ID1: Custom ID2: Custom ID3:
Comment:

Elem	Ag3280	Al1670	As1890	B_2089	Ba4554	Be3130	Bi2230	Ca3179	Cd2288	Co2286	Cr2055	Cu3247	Fe2599
Units	ppm	ppm	ppm	ppm	ppm	ppm	ppm	ppm	ppm	ppm	ppm	ppm	ppm
Avg	**.48683**	**.52196**	**1.0225**	**.54765**	**.49909**	**.51690**	**-.00311**	**5.0927**	**.53482**	**.53133**	**.52199**	**.49466**	**2.5278**
Stddev	.00078	.00100	.0019	.00168	.00354	.00033	.00376	.0222	.00005	.00093	.00039	.00315	.0004
%RSD	.15956	.19136	.18554	.30689	.70890	.06437	120.74	.43651	.00968	.17528	.07444	.63660	.01462
#1	.48738	.52267	1.0239	.54646	.49659	.51714	-.00045	5.1084	.53479	.53067	.52226	.49243	2.5275
#2	.48628	.52126	1.0212	.54884	.50159	.51667	-.00577	5.0769	.53486	.53198	.52171	.49689	2.5281
Check ?	Chk Pass	Chk Pass	Chk Pass	Chk Pass	Chk Pass	Chk Pass	None	Chk Pass	Chk Pass	Chk Pass	Chk Pass	Chk Pass	Chk Pass
Value													
Range													

Elem	K_7664	Li6707	Mg2790	Mn2576	Mo2020	Na5895	Ni2316	P_1782	Pb2203	S_1820	Sb2068	Se1960	Si2881
Units	ppm	ppm	ppm	ppm	ppm	ppm	ppm	ppm	ppm	ppm	ppm	ppm	ppm
Avg	**51.719**	**1.0678**	**19.651**	**.49927**	**.53224**	**5.2862**	**.51137**	**1.0207**	**1.0594**	**.01368**	**1.0323**	**1.0042**	**5.0832**
Stddev	.156	.0070	.006	.00001	.00046	.0133	.00010	.0026	.0036	.00261	.0004	.0069	.0298
%RSD	.30161	.65216	.03147	.00225	.08695	.25193	.01999	.25483	.34108	19.043	.03659	.68629	.58580
#1	51.609	1.0629	19.646	.49926	.53257	5.2768	.51130	1.0225	1.0569	.01184	1.0326	.99932	5.0621
#2	51.829	1.0727	19.655	.49927	.53192	5.2956	.51144	1.0189	1.0620	.01553	1.0321	1.0091	5.1042
Check ?	Chk Pass	Chk Pass	Chk Pass	Chk Pass	Chk Pass	Chk Pass	Chk Pass	Chk Pass	Chk Pass	None	Chk Pass	Chk Pass	Chk Pass
Value													
Range													

Elem	Sn1899	Sr4077	Th2837	Ti3349	Tl1908	U_3701	V_2924	Zn2062	Zr3391
Units	ppm	ppm	ppm	ppm	ppm	ppm	ppm	ppm	ppm
Avg	**1.0045**	**.47687**	**.00008**	**.46438**	**1.0304**	**.02284**	**.47100**	**.49635**	**.50294**
Stddev	.0006	.00061	.00299	.00015	.0046	.00480	.00244	.00538	.00262
%RSD	.06434	.12737	3898.9	.03185	.44688	21.000	.51762	1.0833	.52142
#1	1.0041	.47644	-.00204	.46427	1.0271	.01945	.46928	.50015	.50479
#2	1.0050	.47730	.00219	.46448	1.0337	.02623	.47272	.49255	.50109
Check ?	Chk Pass	Chk Pass	None	Chk Pass	Chk Pass	None	Chk Pass	Chk Pass	Chk Pass
Value									
Range									

Int. Std.	Y_2243	Y_3600	Y_3774
Units	Cts/S	Cts/S	Cts/S
Avg	**1527.7**	**31966.**	**5620.9**
Stddev	1.0	61.	53.4
%RSD	.06425	.19071	.94959
#1	1528.4	31923.	5583.1
#2	1527.0	32009.	5658.6

Sample Name: ccb Acquired: 5/21/2016 0:18:25 Type: QC
Method: 6500_026(v10) Mode: CONC Corr. Factor: 1.000000
User: kellyca Custom ID1: Custom ID2: Custom ID3:
Comment:

Elem	Ag3280	Al1670	As1890	B_2089	Ba4554	Be3130	Bi2230	Ca3179	Cd2288	Co2286	Cr2055
Units	ppm	ppm	ppm	ppm	ppm	ppm	ppm	ppm	ppm	ppm	ppm
Avg	**.00024**	**.00192**	W **-.00500**	W **.00175**	**.00010**	**.00001**	**-.00099**	**-.00409**	**.00003**	**-.00049**	**-.00005**
Stddev	.00009	.00019	.00661	.00011	.00002	.00002	.00254	.00074	.00032	.00017	.00029
%RSD	36.680	9.8591	132.17	6.1735	21.156	345.96	256.77	18.033	968.31	35.293	565.94
#1	.00018	.00178	-.00033	.00183	.00012	-.00001	-.00279	-.00357	-.00019	-.00037	.00015
#2	.00030	.00205	-.00968	.00168	.00009	.00002	.00081	-.00462	.00026	-.00062	-.00025
Check ?	Chk Pass	Chk Pass	Chk Warn	Chk Warn	Chk Pass	Chk Pass	None	Chk Pass	Chk Pass	Chk Pass	Chk Pass
High Limit			.00440	.00156							
Low Limit			-.00440	-.00156							

Elem	Cu3247	Fe2599	K_7664	Li6707	Mg2790	Mn2576	Mo2020	Na5895	Ni2316	P_1782	Pb2203
Units	ppm	ppm	ppm	ppm	ppm	ppm	ppm	ppm	ppm	ppm	ppm
Avg	**-.00134**	**.00401**	**.09012**	**.00033**	**.00389**	**.00003**	**.00027**	**.02022**	**-.00051**	**-.00196**	**-.00028**
Stddev	.00017	.00203	.00469	.00086	.00046	.00003	.00011	.00027	.00069	.00248	.00003
%RSD	12.393	50.680	5.2062	263.08	11.859	114.39	41.975	1.3342	135.09	126.56	10.974
#1	-.00122	.00257	.08681	.00094	.00357	.00005	.00035	.02041	-.00099	-.00021	-.00030
#2	-.00146	.00545	.09344	-.00028	.00422	.00001	.00019	.02003	-.00002	-.00371	-.00026
Check ?	Chk Pass	Chk Pass	Chk Pass	Chk Pass	Chk Pass	Chk Pass	Chk Pass	Chk Pass	Chk Pass	Chk Pass	Chk Pass
High Limit											
Low Limit											

Elem	S_1820	Sb2068	Se1960	Si2881	Sn1899	Sr4077	Th2837	Ti3349	Tl1908	U_3701	V_2924
Units	ppm	ppm	ppm	ppm	ppm	ppm	ppm	ppm	ppm	ppm	ppm
Avg	**.00225**	**.00277**	**-.00088**	**.01374**	**.00141**	**.00006**	**-.00180**	**.00049**	**-.00122**	**.02040**	**.00064**
Stddev	.00298	.00152	.00430	.00108	.00072	.00001	.00074	.00010	.00131	.00452	.00013
%RSD	132.57	55.035	487.90	7.8329	51.118	11.000	41.063	20.998	107.23	22.177	20.202
#1	.00014	.00169	-.00392	.01450	.00090	.00006	-.00128	.00056	-.00030	.02360	.00073
#2	.00436	.00385	.00216	.01298	.00192	.00006	-.00232	.00041	-.00215	.01720	.00055
Check ?	None	Chk Pass	Chk Pass	Chk Pass	Chk Pass	Chk Pass	Chk Pass	Chk Pass	Chk Pass	Chk Pass	Chk Pass
High Limit											
Low Limit											

Elem	Zn2062	Zr3391
Units	ppm	ppm
Avg	**.00080**	**-.00029**
Stddev	.00007	.00104
%RSD	8.6449	355.91
#1	.00085	.00044
#2	.00075	-.00103
Check ?	Chk Pass	Chk Pass
High Limit		
Low Limit		

Int. Std.	Y_2243	Y_3600	Y_3774
Units	Cts/S	Cts/S	Cts/S
Avg	**1550.3**	**32657.**	**5733.4**
Stddev	2.1	15.	41.1
%RSD	.13489	.04668	.71601
#1	1551.8	32668.	5762.4
#2	1548.8	32647.	5704.3

Sample Name: ccvl-3903059 Acquired: 5/21/2016 0:21:10 Type: QC
Method: 6500_026(v10) Mode: CONC Corr. Factor: 1.000000
User: kellyca Custom ID1: Custom ID2: Custom ID3:
Comment:

Elem	Ag3280	Al1670	As1890	B_2089	Ba4554	Be3130	Bi2230	Ca3179	Cd2288	Co2286	Cr2055	Cu3247
Units	ppm	ppm	ppm	ppm	ppm	ppm	ppm	ppm	ppm	ppm	ppm	ppm
Avg	**.01015**	**.10856**	**.01195**	**.11195**	**.00989**	**.00086**	**.11508**	**.20147**	**.00570**	**.01055**	**.01070**	**.01363**
Stddev	.00042	.00135	.00154	.00026	.00001	.00008	.00097	.00355	.00024	.00059	.00014	.00009
%RSD	4.1605	1.2400	12.869	.23518	.05357	9.2051	.83972	1.7620	4.2356	5.6131	1.2809	.69125
#1	.01045	.10951	.01304	.11214	.00990	.00081	.11440	.20398	.00588	.01097	.01060	.01370
#2	.00985	.10760	.01087	.11176	.00989	.00092	.11576	.19896	.00553	.01013	.01079	.01357
Check ?	Chk Pass	Chk Pass	Chk Pass	Chk Pass	Chk Pass	Chk Pass	Chk Pass	Chk Pass	Chk Pass	Chk Pass	Chk Pass	Chk Pass
Value												
Range												

Elem	Fe2599	K_7664	Li6707	Mg2790	Mn2576	Mo2020	Na5895	Ni2316	P_1782	Pb2203	S_1820	Sb2068
Units	ppm	ppm	ppm	ppm	ppm	ppm	ppm	ppm	ppm	ppm	ppm	ppm
Avg	**.10823**	**3.1817**	**.01071**	**.20598**	**.01020**	**.02200**	**1.0512**	**.04236**	**3.0221**	**.00883**	**.00759**	**.02196**
Stddev	.00091	.0034	.00091	.00452	.00001	.00047	.0060	.00009	.0111	.00029	.00102	.00199
%RSD	.83952	.10566	8.4816	2.1920	.11127	2.1273	.57256	.21827	.36678	3.2820	13.402	9.0754
#1	.10758	3.1841	.01135	.20279	.01019	.02167	1.0470	.04230	3.0299	.00862	.00687	.02337
#2	.10887	3.1793	.01007	.20917	.01021	.02233	1.0555	.04243	3.0143	.00903	.00831	.02055
Check ?	Chk Pass	Chk Pass	Chk Pass	Chk Pass	Chk Pass	Chk Pass	Chk Pass	Chk Pass	Chk Pass	Chk Pass	None	Chk Pass
Value												
Range												

Elem	Se1960	Si2881	Sn1899	Sr4077	Th2837	Ti3349	Tl1908	U_3701	V_2924	Zn2062	Zr3391
Units	ppm	ppm	ppm	ppm	ppm	ppm	ppm	ppm	ppm	ppm	ppm
Avg	**.01397**	**.51260**	**.10226**	**.00941**	**.01205**	**.00947**	**.01401**	F **.08986**	**.00938**	**.02004**	**.01539**
Stddev	.00072	.00419	.00107	.00015	.00245	.00047	.00357	.03811	.00093	.00041	.00011
%RSD	5.1482	.81742	1.0429	1.5724	20.346	4.9289	25.494	42.408	9.8849	2.0480	.73158
#1	.01346	.50964	.10302	.00930	.01031	.00980	.01149	.06292	.01004	.01975	.01531
#2	.01448	.51556	.10151	.00951	.01378	.00914	.01654	.11681	.00873	.02033	.01547
Check ?	Chk Pass	Chk Pass	Chk Pass	Chk Pass	Chk Pass	Chk Pass	Chk Pass	Chk Fail	Chk Pass	Chk Pass	Chk Pass
Value								.06000			
Range								30.000%			

Int. Std.	Y_2243	Y_3600	Y_3774
Units	Cts/S	Cts/S	Cts/S
Avg	**1554.5**	**32817.**	**5724.1**
Stddev	4.0	55.	16.3
%RSD	.25877	.16679	.28561
#1	1551.7	32778.	5735.7
#2	1557.4	32856.	5712.6

Sample Name: 280-82954-A-17-L Acquired: 5/21/2016 0:23:56 Type: Unk
Method: 6500_026(v10) Mode: CONC Corr. Factor: 1.000000
User: kellyca Custom ID1: Custom ID2: Custom ID3:
Comment: 325983 6010C Q4 soil

Elem	Ag3280	Al3092	As1890	B_2089	Ba4554	Be3130	Bi2230	Ca3179	Cd2288
Line	328.068 {103}	309.271 {109}	189.042 {478}	208.959 {461}	455.403 { 74}	313.042 {108}	223.061 {451}	317.933 {106}	228.802 {447}
Units	ppm	ppm	ppm	ppm	ppm	ppm	ppm	ppm	ppm
Avg	**.00021**	**32.744**	**.00383**	**.00453**	**.15135**	**.00022**	**-.00013**	**.80846**	**.01179**
Stddev	.00033	.125	.00752	.00021	.00015	.00001	.00256	.00429	.00007
%RSD	158.89	.38073	196.11	4.5694	.10200	3.0041	2009.5	.53086	.58503
#1	-.00003	32.832	.00915	.00438	.15145	.00023	.00168	.80543	.01175
#2	.00044	32.656	-.00148	.00468	.15124	.00022	-.00194	.81150	.01184
Check ?	Chk Pass	Chk Pass	Chk Pass	Chk Pass	Chk Pass	Chk Pass	Chk Pass	Chk Pass	Chk Pass
High Limit									
Low Limit									

Elem	Co2286	Cr2055	Cu3247	Fe2599	K_7664	Li6707	Mg2790	Mn2576	Mo2020
Line	228.616 {447}	205.560 {464}	324.754 {104}	259.940 {130}	766.490 { 44}	670.784 { 50}	279.079 {121}2	257.610 {131}	202.030 {467}
Units	ppm	ppm	ppm	ppm	ppm	ppm	ppm	ppm	ppm
Avg	**.00153**	**.04196**	**.71906**	**23.496**	**.51167**	**.02303**	**.86408**	**.11181**	**.00394**
Stddev	.00019	.00021	.00448	.043	.00209	.00091	.00159	.00005	.00008
%RSD	12.584	.50223	.62255	.18232	.40942	3.9562	.18354	.04515	2.1116
#1	.00139	.04211	.72223	23.466	.51019	.02239	.86521	.11178	.00400
#2	.00167	.04181	.71589	23.526	.51315	.02367	.86296	.11185	.00388
Check ?	Chk Pass	Chk Pass	Chk Pass	Chk Pass	Chk Pass	Chk Pass	Chk Pass	Chk Pass	Chk Pass
High Limit									
Low Limit									

Elem	Na5895	Ni2316	P_1782	Pb2203	S_1820	Sb2068	Se1960	Si2881	Sn1899
Line	589.592 { 57}	231.604 {446}	178.284 {489}	220.353 {453}	182.034 {485}	206.833 {463}	196.090 {472}	288.158 {117}	189.989 {477}
Units	ppm	ppm	ppm	ppm	ppm	ppm	ppm	ppm	ppm
Avg	**.12424**	**.06840**	**.51196**	**.80572**	**.66652**	**.01891**	**.00104**	**2.3768**	**.01748**
Stddev	.00732	.00089	.00512	.00865	.00569	.00008	.00216	.0579	.00204
%RSD	5.8941	1.2960	.99928	1.0732	.85367	.41012	208.29	2.4376	11.696
#1	.11906	.06777	.50834	.81183	.67054	.01897	-.00049	2.4177	.01604
#2	.12942	.06903	.51558	.79960	.66250	.01886	.00257	2.3358	.01893
Check ?	Chk Pass	Chk Pass	Chk Pass	Chk Pass	Chk Pass	Chk Pass	Chk Pass	Chk Pass	Chk Pass
High Limit									
Low Limit									

Elem	Sr4077	Th2837	Ti3349	Tl1908	U_3701	V_2924	Zn2062	Zr3391
Line	407.771 { 83}	283.730 {119}	334.904 {101}	190.856 {477}	370.152 { 91}	292.402 {115}	206.200 {163}	339.198 { 99}
Units	ppm	ppm	ppm	ppm	ppm	ppm	ppm	ppm
Avg	**.01311**	**.00215**	**.19588**	**-.00209**	**.01699**	**.03446**	**.90175**	**.01003**
Stddev	.00011	.00075	.00348	.00255	.00915	.00032	.00391	.00060
%RSD	.87338	34.792	1.7756	121.76	53.862	.91933	.43385	5.9870
#1	.01303	.00268	.19342	-.00389	.01052	.03424	.89899	.01046
#2	.01319	.00162	.19834	-.00029	.02346	.03469	.90452	.00961
Check ?	Chk Pass	Chk Pass	Chk Pass	Chk Pass	Chk Pass	Chk Pass	Chk Pass	Chk Pass
High Limit								
Low Limit								

Int. Std.	Y_2243	Y_3600	Y_3774
Line	224.306 {450}	360.073 { 94}	377.433 { 89}
Units	Cts/S	Cts/S	Cts/S
Avg	**1577.8**	**33009.**	**5934.1**
Stddev	1.4	12.	2.4
%RSD	.08840	.03567	.04096
#1	1578.8	33018.	5935.8
#2	1576.8	33001.	5932.3

Sample Name: 280-82954-A-17-M MS Acquired: 5/21/2016 0:26:38 Type: Unk
Method: 6500_026(v10) Mode: CONC Corr. Factor: 1.000000
User: kellyca Custom ID1: Custom ID2: Custom ID3:
Comment: 325983 6010C Q4 soil

Elem	Ag3280	Al3092	As1890	B_2089	Ba4554	Be3130	Bi2230	Ca3179	Cd2288
Line	328.068 {103}	309.271 {109}	189.042 {478}	208.959 {461}	455.403 { 74}	313.042 {108}	223.061 {451}	317.933 {106}	228.802 {447}
Units	ppm	ppm	ppm	ppm	ppm	ppm	ppm	ppm	ppm
Avg	**.04688**	**46.090**	**.98969**	**1.0290**	**2.0641**	**.04883**	**2.1060**	**48.570**	**.11119**
Stddev	.00129	.131	.00584	.0003	.0125	.00046	.0065	.324	.00050
%RSD	2.7592	.28391	.58984	.02618	.60658	.93459	.30644	.66658	.45279
#1	.04597	45.998	.98556	1.0289	2.0552	.04850	2.1014	48.341	.11155
#2	.04780	46.183	.99382	1.0292	2.0729	.04915	2.1105	48.799	.11084
Check ?	Chk Pass	Chk Pass	Chk Pass	Chk Pass	Chk Pass	Chk Pass	Chk Pass	Chk Pass	Chk Pass
High Limit									
Low Limit									

Elem	Co2286	Cr2055	Cu3247	Fe2599	K_7664	Li6707	Mg2790	Mn2576	Mo2020
Line	228.616 {447}	205.560 {464}	324.754 {104}	259.940 {130}	766.490 { 44}	670.784 { 50}	279.079 {121}2	257.610 {131}	202.030 {467}
Units	ppm	ppm	ppm	ppm	ppm	ppm	ppm	ppm	ppm
Avg	**.49547**	W **.24257**	**.92501**	**19.886**	**51.226**	**1.0592**	**48.461**	**.58006**	**1.0216**
Stddev	.00212	.00034	.00144	.158	.260	.0048	.073	.00005	.0028
%RSD	.42756	.13965	.15562	.79324	.50730	.45084	.15001	.00886	.27581
#1	.49697	.24280	.92399	19.774	51.043	1.0558	48.512	.58002	1.0236
#2	.49397	.24233	.92603	19.998	51.410	1.0626	48.410	.58010	1.0196
Check ?	Chk Pass	Chk Warn	Chk Pass	Chk Pass	Chk Pass	Chk Pass	Chk Pass	Chk Pass	Chk Pass
High Limit		.10000							
Low Limit		-.01000							

Elem	Na8183	Ni2316	P_1782	Pb2203	S_1820	Sb2068	Se1960	Si2881	Sn1899
Line	818.326 { 41}	231.604 {446}	178.284 {489}	220.353 {453}	182.034 {485}	206.833 {463}	196.090 {472}	288.158 {117}	189.989 {477}
Units	ppm	ppm	ppm	ppm	ppm	ppm	ppm	ppm	ppm
Avg	**49.061**	**.54193**	**10.277**	**1.1073**	**2.5685**	**.46563**	**1.9300**	**6.4059**	**1.8467**
Stddev	.476	.00033	.001	.0000	.0031	.00039	.0031	.0187	.0003
%RSD	.97096	.06167	.00728	.00047	.11928	.08306	.15855	.29268	.01394
#1	48.724	.54169	10.276	1.1073	2.5663	.46536	1.9321	6.3926	1.8469
#2	49.398	.54216	10.277	1.1073	2.5706	.46591	1.9278	6.4191	1.8465
Check ?	Chk Pass	Chk Pass	Chk Pass	Chk Pass	Chk Pass	Chk Pass	Chk Pass	Chk Pass	Chk Pass
High Limit									
Low Limit									

Elem	Sr4077	Th2837	Ti3349	Tl1908	U_3701	V_2924	Zn2062	Zr3391
Line	407.771 { 83}	283.730 {119}	334.904 {101}	190.856 {477}	370.152 { 91}	292.402 {115}	206.200 {163}	339.198 { 99}
Units	ppm	ppm	ppm	ppm	ppm	ppm	ppm	ppm
Avg	**.91621**	**.92202**	**1.3369**	**1.8725**	**2.0021**	**.49387**	**1.2168**	**.47845**
Stddev	.00386	.00415	.0138	.0026	.0425	.00055	.0053	.00088
%RSD	.42171	.45046	1.0283	.13889	2.1220	.11234	.43539	.18300
#1	.91348	.92496	1.3467	1.8707	1.9721	.49426	1.2130	.47783
#2	.91894	.91909	1.3272	1.8743	2.0322	.49348	1.2205	.47907
Check ?	Chk Pass	Chk Pass	Chk Pass	Chk Pass	Chk Pass	Chk Pass	Chk Pass	Chk Pass
High Limit								
Low Limit								

Int. Std.	Y_2243	Y_3600	Y_3774
Line	224.306 {450}	360.073 { 94}	377.433 { 89}
Units	Cts/S	Cts/S	Cts/S
Avg	**1511.7**	**31266.**	**5846.2**
Stddev	.6	9.	22.9
%RSD	.04035	.02928	.39122
#1	1512.1	31260.	5862.3
#2	1511.3	31272.	5830.0

Sample Name: 280-82954-A-17-N MSD Acquired: 5/21/2016 0:29:10 Type: Unk
Method: 6500_026(v10) Mode: CONC Corr. Factor: 1.000000
User: kellyca Custom ID1: Custom ID2: Custom ID3:
Comment: 325983 6010C Q4 soil

Elem	Ag3280	Al3092	As1890	B_2089	Ba4554	Be3130	Bi2230	Ca3179	Cd2288
Line	328.068 {103}	309.271 {109}	189.042 {478}	208.959 {461}	455.403 { 74}	313.042 {108}	223.061 {451}	317.933 {106}	228.802 {447}
Units	ppm	ppm	ppm	ppm	ppm	ppm	ppm	ppm	ppm
Avg	**.04856**	**43.867**	**1.0345**	**1.0781**	**2.4399**	**.05086**	**2.1907**	**49.940**	**.11539**
Stddev	.00063	.220	.0040	.0005	.0090	.00046	.0025	.303	.00077
%RSD	1.2924	.50184	.38486	.04962	.36845	.90001	.11571	.60731	.66444
#1	.04900	43.711	1.0373	1.0785	2.4335	.05053	2.1925	49.726	.11594
#2	.04811	44.022	1.0317	1.0777	2.4462	.05118	2.1889	50.155	.11485
Check ?	Chk Pass	Chk Pass	Chk Pass	Chk Pass	Chk Pass	Chk Pass	Chk Pass	Chk Pass	Chk Pass
High Limit									
Low Limit									

Elem	Co2286	Cr2055	Cu3247	Fe2599	K_7664	Li6707	Mg2790	Mn2576	Mo2020
Line	228.616 {447}	205.560 {464}	324.754 {104}	259.940 {130}	766.490 { 44}	670.784 { 50}	279.079 {121}2	257.610 {131}	202.030 {467}
Units	ppm	ppm	ppm	ppm	ppm	ppm	ppm	ppm	ppm
Avg	**.51298**	W **.25233**	**.85102**	**19.621**	**53.129**	**1.1031**	**49.742**	**.59174**	**1.0635**
Stddev	.00022	.00080	.00681	.097	.129	.0058	.232	.00008	.0035
%RSD	.04374	.31712	.79985	.49636	.24370	.52769	.46703	.01396	.33225
#1	.51314	.25289	.85584	19.553	53.037	1.0990	49.906	.59180	1.0660
#2	.51282	.25176	.84621	19.690	53.220	1.1072	49.577	.59168	1.0610
Check ?	Chk Pass	Chk Warn	Chk Pass	Chk Pass	Chk Pass	Chk Pass	Chk Pass	Chk Pass	Chk Pass
High Limit		.10000							
Low Limit		-.01000							

Elem	Na8183	Ni2316	P_1782	Pb2203	S_1820	Sb2068	Se1960	Si2881	Sn1899
Line	818.326 { 41}	231.604 {446}	178.284 {489}	220.353 {453}	182.034 {485}	206.833 {463}	196.090 {472}	288.158 {117}	189.989 {477}
Units	ppm	ppm	ppm	ppm	ppm	ppm	ppm	ppm	ppm
Avg	**50.844**	**.55679**	**10.635**	**1.1768**	**2.6579**	**.48531**	**2.0118**	**6.4182**	**1.8972**
Stddev	.135	.00050	.037	.0016	.0127	.00471	.0191	.0133	.0030
%RSD	.26491	.08953	.35201	.13426	.47808	.96959	.95000	.20707	.15707
#1	50.749	.55644	10.662	1.1757	2.6669	.48199	2.0253	6.4088	1.8993
#2	50.939	.55715	10.609	1.1779	2.6489	.48864	1.9983	6.4276	1.8951
Check ?	Chk Pass	Chk Pass	Chk Pass	Chk Pass	Chk Pass	Chk Pass	Chk Pass	Chk Pass	Chk Pass
High Limit									
Low Limit									

Elem	Sr4077	Th2837	Ti3349	Tl1908	U_3701	V_2924	Zn2062	Zr3391
Line	407.771 { 83}	283.730 {119}	334.904 {101}	190.856 {477}	370.152 { 91}	292.402 {115}	206.200 {163}	339.198 { 99}
Units	ppm	ppm	ppm	ppm	ppm	ppm	ppm	ppm
Avg	**.95274**	**.95744**	**1.4201**	**1.9416**	**2.0864**	**.50544**	**1.2153**	**.50296**
Stddev	.00284	.00318	.0086	.0008	.0013	.00386	.0061	.00010
%RSD	.29830	.33163	.60343	.04017	.06322	.76429	.50434	.01970
#1	.95073	.95520	1.4262	1.9411	2.0855	.50817	1.2110	.50303
#2	.95475	.95969	1.4141	1.9422	2.0873	.50271	1.2196	.50289
Check ?	Chk Pass	Chk Pass	Chk Pass	Chk Pass	Chk Pass	Chk Pass	Chk Pass	Chk Pass
High Limit								
Low Limit								

Int. Std.	Y_2243	Y_3600	Y_3774
Line	224.306 {450}	360.073 { 94}	377.433 { 89}
Units	Cts/S	Cts/S	Cts/S
Avg	**1500.5**	**31370.**	**5908.2**
Stddev	1.0	80.	11.8
%RSD	.06484	.25399	.19905
#1	1499.8	31314.	5916.5
#2	1501.2	31426.	5899.9

Sample Name: ccvh-3900196 Acquired: 5/21/2016 0:31:43 Type: QC
Method: 6500_026(v10) Mode: CONC Corr. Factor: 1.000000
User: kellyca Custom ID1: Custom ID2: Custom ID3:
Comment:

Elem	Ag3280	Al3092	As1890	B_2089	Ba4554	Be3130	Bi2230	Ca3179	Cd2288	Co2286	Cr2055	Cu3247	Fe2714
Units	ppm	ppm	ppm	ppm	ppm	ppm	ppm	ppm	ppm	ppm	ppm	ppm	ppm
Avg	**-.00460**	**45.924**	**-.00038**	**.00463**	**.00035**	**-.00038**	**1.0585**	**-.05166**	**-.00086**	**.00318**	**-.00032**	**.00455**	**46.997**
Stddev	.00052	.192	.00123	.00023	.00010	.00012	.0017	.01069	.00004	.00027	.00003	.00040	.077
%RSD	11.374	.41831	327.16	4.9568	29.440	31.230	.16191	20.684	4.5989	8.4548	7.7430	8.7338	.16441
#1	-.00497	45.788	.00050	.00479	.00042	-.00029	1.0597	-.04411	-.00084	.00299	-.00031	.00484	46.942
#2	-.00423	46.060	-.00125	.00447	.00027	-.00046	1.0573	-.05922	-.00089	.00337	-.00034	.00427	47.051
Check ?	None	Chk Pass	None	None	None	None	Chk Pass	None	None	None	None	None	Chk Pass
Value													
Range													

Elem	K_7664	Li6707	Mg2790	Mn2576	Mo2020	Na8183	Ni2316	P_1782	Pb2203	S_1820	Sb2068	Se1960	Si2881
Units	ppm	ppm	ppm	ppm	ppm	ppm	ppm	ppm	ppm	ppm	ppm	ppm	ppm
Avg	**.12236**	**.00034**	**.14913**	**-.00012**	**-.00164**	**251.27**	**-.00046**	**.00455**	**.00296**	**5.0577**	**-.00097**	**.00436**	**-.01123**
Stddev	.00982	.00020	.00012	.00000	.00021	1.60	.00051	.00573	.00092	.0076	.00049	.00737	.02331
%RSD	8.0219	59.963	.08217	1.5200	12.616	.63586	108.97	125.83	31.050	.15043	50.262	169.06	207.69
#1	.11542	.00049	.14922	-.00012	-.00149	250.14	-.00082	.00050	.00231	5.0630	-.00062	.00957	.00526
#2	.12930	.00020	.14904	-.00012	-.00179	252.40	-.00011	.00861	.00361	5.0523	-.00131	-.00085	-.02771
Check ?	None	None	None	None	None	Chk Pass	None	None	None	Chk Pass	None	None	None
Value													
Range													

Elem	Sn1899	Sr4077	Th2837	Ti3349	Tl1908	U_3701	V_2924	Zn2062	Zr3391
Units	ppm	ppm	ppm	ppm	ppm	ppm	ppm	ppm	ppm
Avg	**.00261**	**.00039**	**4.8816**	**.02726**	**-.00646**	**9.9621**	**-.01687**	**-.00239**	**-.02132**
Stddev	.00034	.00006	.0147	.00030	.00051	.0154	.00031	.00125	.00087
%RSD	13.186	15.581	.30101	1.0862	7.9164	.15417	1.8131	52.197	4.1018
#1	.00237	.00043	4.8920	.02747	-.00682	9.9513	-.01709	-.00151	-.02193
#2	.00286	.00035	4.8712	.02705	-.00610	9.9730	-.01666	-.00327	-.02070
Check ?	None	None	Chk Pass	None	None	Chk Pass	None	None	None
Value									
Range									

Int. Std.	Y_2243	Y_3600	Y_3774
Units	Cts/S	Cts/S	Cts/S
Avg	**1500.8**	**31163.**	**5625.3**
Stddev	3.5	22.	39.0
%RSD	.23048	.06985	.69417
#1	1498.4	31148.	5597.7
#2	1503.2	31179.	5652.9

Sample Name: ccv-3900195 Acquired: 5/21/2016 0:34:32 Type: QC
Method: 6500_026(v10) Mode: CONC Corr. Factor: 1.000000
User: kellyca Custom ID1: Custom ID2: Custom ID3:
Comment:

Elem	Ag3280	Al1670	As1890	B_2089	Ba4554	Be3130	Bi2230	Ca3179	Cd2288	Co2286	Cr2055	Cu3247	Fe2599
Units	ppm	ppm	ppm	ppm	ppm	ppm	ppm	ppm	ppm	ppm	ppm	ppm	ppm
Avg	**.48419**	**.52022**	**1.0173**	**.54961**	**.49715**	**.51293**	**-.00482**	**5.0076**	**.53524**	**.53147**	**.52175**	**.49506**	**2.5108**
Stddev	.00212	.00165	.0014	.00115	.00194	.00138	.00072	.0002	.00042	.00058	.00048	.00032	.0060
%RSD	.43710	.31679	.14217	.20915	.38954	.26830	14.871	.00473	.07871	.10840	.09106	.06432	.23891
#1	.48269	.51905	1.0162	.55042	.49578	.51196	-.00533	5.0075	.53494	.53188	.52141	.49529	2.5066
#2	.48569	.52138	1.0183	.54880	.49852	.51391	-.00431	5.0078	.53554	.53106	.52209	.49484	2.5150
Check ?	Chk Pass	Chk Pass	Chk Pass	Chk Pass	Chk Pass	Chk Pass	None	Chk Pass	Chk Pass	Chk Pass	Chk Pass	Chk Pass	Chk Pass
Value													
Range													

Elem	K_7664	Li6707	Mg2790	Mn2576	Mo2020	Na5895	Ni2316	P_1782	Pb2203	S_1820	Sb2068	Se1960	Si2881
Units	ppm	ppm	ppm	ppm	ppm	ppm	ppm	ppm	ppm	ppm	ppm	ppm	ppm
Avg	**51.254**	**1.0692**	**19.583**	**.49859**	**.53332**	**5.2415**	**.50864**	**1.0200**	**1.0508**	**.00363**	**1.0245**	**1.0027**	**5.0298**
Stddev	.261	.0050	.011	.00086	.00075	.0039	.00174	.0091	.0026	.00401	.0017	.0066	.0046
%RSD	.50831	.46871	.05713	.17161	.14152	.07469	.34293	.89336	.24873	110.30	.16799	.66002	.09246
#1	51.069	1.0656	19.575	.49920	.53386	5.2388	.50987	1.0264	1.0526	.00080	1.0233	1.0074	5.0265
#2	51.438	1.0727	19.591	.49799	.53279	5.2443	.50740	1.0135	1.0489	.00647	1.0257	.99801	5.0331
Check ?	Chk Pass	Chk Pass	Chk Pass	Chk Pass	Chk Pass	Chk Pass	Chk Pass	Chk Pass	Chk Pass	None	Chk Pass	Chk Pass	Chk Pass
Value													
Range													

Elem	Sn1899	Sr4077	Th2837	Ti3349	Tl1908	U_3701	V_2924	Zn2062	Zr3391
Units	ppm	ppm	ppm	ppm	ppm	ppm	ppm	ppm	ppm
Avg	**.99602**	**.47247**	**.00076**	**.46175**	**1.0224**	**.03336**	**.46797**	**.49471**	**.49928**
Stddev	.00029	.00167	.00152	.00030	.0025	.01542	.00079	.00165	.00600
%RSD	.02908	.35374	199.90	.06458	.24723	46.213	.16914	.33293	1.2020
#1	.99581	.47129	.00183	.46196	1.0206	.04427	.46741	.49588	.49503
#2	.99622	.47365	-.00031	.46154	1.0242	.02246	.46853	.49355	.50352
Check ?	Chk Pass	Chk Pass	None	Chk Pass	Chk Pass	None	Chk Pass	Chk Pass	Chk Pass
Value									
Range									

Int. Std.	Y_2243	Y_3600	Y_3774
Units	Cts/S	Cts/S	Cts/S
Avg	**1527.0**	**32063.**	**5785.1**
Stddev	1.8	43.	2.8
%RSD	.11727	.13383	.04817
#1	1525.7	32033.	5783.1
#2	1528.3	32093.	5787.0

Sample Name: ccb Acquired: 5/21/2016 0:37:08 Type: QC
Method: 6500_026(v10) Mode: CONC Corr. Factor: 1.000000
User: kellyca Custom ID1: Custom ID2: Custom ID3:
Comment:

Elem	Ag3280	Al1670	As1890	B_2089	Ba4554	Be3130	Bi2230	Ca3179	Cd2288	Co2286	Cr2055	Cu3247
Units	ppm	ppm	ppm	ppm	ppm	ppm	ppm	ppm	ppm	ppm	ppm	ppm
Avg	**.00068**	**.00063**	**-.00068**	W **.00276**	**.00006**	**-.00009**	**-.00358**	**-.00784**	**.00028**	**-.00034**	**-.00015**	**-.00050**
Stddev	.00012	.00131	.00051	.00073	.00019	.00007	.00142	.00059	.00003	.00011	.00006	.00000
%RSD	17.549	208.26	74.938	26.440	316.02	80.531	39.692	7.5751	11.867	30.701	41.023	.35880
#1	.00060	.00156	-.00032	.00328	.00019	-.00004	-.00458	-.00742	.00026	-.00027	-.00011	-.00050
#2	.00077	-.00030	-.00104	.00225	-.00007	-.00014	-.00258	-.00826	.00031	-.00042	-.00020	-.00050
Check ?	Chk Pass	Chk Pass	Chk Pass	Chk Warn	Chk Pass	Chk Pass	None	Chk Pass	Chk Pass	Chk Pass	Chk Pass	Chk Pass
High Limit				.00156								
Low Limit				-.00156								

Elem	Fe2599	K_7664	Li6707	Mg2790	Mn2576	Mo2020	Na5895	Ni2316	P_1782	Pb2203	S_1820	Sb2068
Units	ppm	ppm	ppm	ppm	ppm	ppm	ppm	ppm	ppm	ppm	ppm	ppm
Avg	**.00165**	**.09635**	**.00022**	**.00221**	**.00002**	**.00054**	**.01317**	**.00009**	**-.00483**	**-.00184**	**.00209**	**.00065**
Stddev	.00061	.03660	.00074	.00336	.00006	.00033	.00008	.00000	.00072	.00121	.00064	.00000
%RSD	37.183	37.989	336.39	152.35	297.21	59.824	.61136	5.0917	14.820	65.492	30.750	.45562
#1	.00209	.07047	-.00030	.00459	.00006	.00031	.01311	.00009	-.00533	-.00269	.00255	.00065
#2	.00122	.12223	.00075	-.00017	-.00002	.00077	.01322	.00008	-.00432	-.00099	.00164	.00066
Check ?	Chk Pass	Chk Pass	Chk Pass	Chk Pass	Chk Pass	Chk Pass	Chk Pass	Chk Pass	Chk Pass	Chk Pass	None	Chk Pass
High Limit												
Low Limit												

Elem	Se1960	Si2881	Sn1899	Sr4077	Th2837	Ti3349	Tl1908	U_3701	V_2924	Zn2062	Zr3391
Units	ppm	ppm	ppm	ppm	ppm	ppm	ppm	ppm	ppm	ppm	ppm
Avg	**.00227**	**-.00093**	**.00109**	**.00008**	**-.00282**	**.00016**	**-.00035**	**.02202**	**.00015**	**.00117**	**.00081**
Stddev	.00181	.00640	.00010	.00002	.00121	.00026	.00043	.01492	.00027	.00032	.00118
%RSD	79.942	689.85	9.0672	21.273	42.898	158.55	122.44	67.751	173.88	27.652	145.53
#1	.00098	-.00545	.00116	.00009	-.00368	.00034	-.00005	.03257	-.00004	.00094	.00165
#2	.00355	.00360	.00102	.00007	-.00196	-.00002	-.00065	.01147	.00034	.00139	-.00002
Check ?	Chk Pass	Chk Pass	Chk Pass	Chk Pass	Chk Pass	Chk Pass	Chk Pass	Chk Pass	Chk Pass	Chk Pass	Chk Pass
High Limit											
Low Limit											

Int. Std.	Y_2243	Y_3600	Y_3774
Units	Cts/S	Cts/S	Cts/S
Avg	**1542.2**	**32828.**	**5801.3**
Stddev	.3	88.	3.7
%RSD	.01713	.26777	.06337
#1	1542.0	32891.	5803.9
#2	1542.4	32766.	5798.7

Sample Name: ccvl-3903059 Acquired: 5/21/2016 0:39:54 Type: QC
Method: 6500_026(v10) Mode: CONC Corr. Factor: 1.000000
User: kellyca Custom ID1: Custom ID2: Custom ID3:
Comment:

Elem	Ag3280	Al1670	As1890	B_2089	Ba4554	Be3130	Bi2230	Ca3179	Cd2288	Co2286	Cr2055	Cu3247	Fe2599	K_7664
Units	ppm	ppm	ppm	ppm	ppm	ppm	ppm	ppm	ppm	ppm	ppm	ppm	ppm	ppm
Avg	**.00991**	**.11268**	**.01268**	**.11230**	**.01005**	**.00093**	**.11258**	**.19974**	**.00539**	**.01028**	**.01044**	**.01353**	**.11339**	**3.1388**
Stddev	.00033	.00026	.00267	.00109	.00010	.00005	.00256	.00304	.00002	.00005	.00008	.00040	.00100	.0087
%RSD	3.3212	.23306	21.094	.96905	1.0387	5.7297	2.2738	1.5240	.42353	.46663	.80915	2.9498	.88044	.27585
#1	.00967	.11286	.01079	.11153	.00998	.00097	.11077	.19759	.00541	.01025	.01050	.01324	.11410	3.1327
#2	.01014	.11249	.01457	.11307	.01013	.00089	.11439	.20190	.00537	.01031	.01038	.01381	.11268	3.1450
Check ?	Chk Pass	Chk Pass	Chk Pass	Chk Pass	Chk Pass	Chk Pass	Chk Pass	Chk Pass	Chk Pass	Chk Pass	Chk Pass	Chk Pass	Chk Pass	Chk Pass
Value														
Range														

Elem	Li6707	Mg2790	Mn2576	Mo2020	Na5895	Ni2316	P_1782	Pb2203	S_1820	Sb2068	Se1960	Si2881	Sn1899	Sr4077
Units	ppm	ppm	ppm	ppm	ppm	ppm	ppm	ppm	ppm	ppm	ppm	ppm	ppm	ppm
Avg	**.01025**	**.20516**	**.01015**	**.02141**	**1.0504**	**.04107**	**2.9934**	**.01020**	**.00310**	**.02158**	**.01224**	**.49492**	**.10152**	**.00934**
Stddev	.00005	.00225	.00004	.00037	.0031	.00010	.0107	.00328	.00480	.00007	.00365	.01131	.00029	.00004
%RSD	.53169	1.0975	.42616	1.7459	.29697	.24302	.35831	32.101	154.74	.31382	29.817	2.2853	.28562	.39854
#1	.01029	.20676	.01012	.02168	1.0482	.04100	3.0010	.01252	.00649	.02153	.01482	.48693	.10131	.00932
#2	.01021	.20357	.01018	.02115	1.0526	.04114	2.9858	.00789	-.00029	.02163	.00966	.50292	.10172	.00937
Check ?	Chk Pass	Chk Pass	Chk Pass	Chk Pass	Chk Pass	Chk Pass	Chk Pass	Chk Pass	None	Chk Pass	Chk Pass	Chk Pass	Chk Pass	Chk Pass
Value														
Range														

Elem	Th2837	Ti3349	Tl1908	U_3701	V_2924	Zn2062	Zr3391
Units	ppm	ppm	ppm	ppm	ppm	ppm	ppm
Avg	**.01188**	**.00906**	**.01492**	**.06790**	**.00934**	**.01928**	**.01469**
Stddev	.00041	.00027	.00071	.00545	.00039	.00017	.00074
%RSD	3.4647	2.9787	4.7427	8.0325	4.2046	.86861	5.0614
#1	.01217	.00925	.01542	.06404	.00962	.01916	.01521
#2	.01159	.00887	.01442	.07175	.00906	.01940	.01416
Check ?	Chk Pass	Chk Pass	Chk Pass	Chk Pass	Chk Pass	Chk Pass	Chk Pass
Value							
Range							

Int. Std.	Y_2243	Y_3600	Y_3774
Units	Cts/S	Cts/S	Cts/S
Avg	**1575.4**	**33303.**	**5803.1**
Stddev	9.1	101.	2.9
%RSD	.57709	.30347	.05038
#1	1568.9	33374.	5801.1
#2	1581.8	33231.	5805.2

Sample Name: MB 280-325962/1-A Acquired: 5/21/2016 0:42:39 Type: Unk
Method: 6500_026(v10) Mode: CONC Corr. Factor: 1.000000
User: kellyca Custom ID1: 5/19 Custom ID2: Custom ID3:
Comment: 325962 6010C Q4

Elem	Ag3280	Al1670	As1890	B_2089	Ba4554	Be3130	Bi2230	Ca3179	Cd2288
Line	328.068 {103}	167.079 {502}	189.042 {478}	208.959 {461}	455.403 { 74}	313.042 {108}	223.061 {451}	317.933 {106}	228.802 {447}
Units	ppm	ppm	ppm	ppm	ppm	ppm	ppm	ppm	ppm
Avg	**.00011**	**.00681**	**-.00374**	**.00238**	**.00006**	**-.00011**	**-.00192**	**.00739**	**.00010**
Stddev	.00031	.00105	.00308	.00060	.00002	.00002	.00151	.00530	.00010
%RSD	282.24	15.440	82.406	25.327	32.808	13.311	78.410	71.716	103.60
#1	.00033	.00755	-.00592	.00195	.00007	-.00010	-.00299	.01113	.00017
#2	-.00011	.00606	-.00156	.00281	.00004	-.00012	-.00086	.00364	.00003
Check ?	Chk Pass	Chk Pass	Chk Pass	Chk Pass	Chk Pass	Chk Pass	Chk Pass	Chk Pass	Chk Pass
High Limit									
Low Limit									

Elem	Co2286	Cr2055	Cu3247	Fe2599	K_7664	Li6707	Mg2790	Mn2576	Mo2020
Line	228.616 {447}	205.560 {464}	324.754 {104}	259.940 {130}	766.490 { 44}	670.784 { 50}	279.079 {121}2	257.610 {131}	202.030 {467}
Units	ppm	ppm	ppm	ppm	ppm	ppm	ppm	ppm	ppm
Avg	**-.00005**	**.00228**	**-.00133**	**.02840**	**.06432**	**.00014**	**.00069**	**.00031**	**-.00009**
Stddev	.00025	.00027	.00081	.00021	.02022	.00000	.00118	.00006	.00025
%RSD	492.87	11.741	60.858	.75638	31.440	3.3584	171.16	18.737	259.82
#1	.00013	.00247	-.00076	.02855	.05002	.00014	.00153	.00027	-.00027
#2	-.00023	.00209	-.00190	.02824	.07862	.00015	-.00015	.00035	.00008
Check ?	Chk Pass	Chk Pass	Chk Pass	Chk Pass	Chk Pass	Chk Pass	Chk Pass	Chk Pass	Chk Pass
High Limit									
Low Limit									

Elem	Na5895	Ni2316	P_1782	Pb2203	S_1820	Sb2068	Se1960	Si2881	Sn1899
Line	589.592 { 57}	231.604 {446}	178.284 {489}	220.353 {453}	182.034 {485}	206.833 {463}	196.090 {472}	288.158 {117}	189.989 {477}
Units	ppm	ppm	ppm	ppm	ppm	ppm	ppm	ppm	ppm
Avg	**.01441**	**-.00033**	**.00186**	**-.00143**	**.00516**	**.00094**	**-.00052**	W **.06131**	**.00194**
Stddev	.00296	.00018	.00303	.00088	.00224	.00297	.00590	.00017	.00086
%RSD	20.514	53.670	163.32	61.600	43.443	315.10	1123.8	.27267	44.453
#1	.01650	-.00045	.00400	-.00080	.00358	-.00116	.00365	.06142	.00133
#2	.01232	-.00020	-.00029	-.00205	.00675	.00304	-.00470	.06119	.00255
Check ?	Chk Pass	Chk Pass	Chk Pass	Chk Pass	Chk Pass	Chk Pass	Chk Pass	Chk Warn	Chk Pass
High Limit								.05000	
Low Limit								-.05000	

Elem	Sr4077	Th2837	Ti3349	Tl1908	U_3701	V_2924	Zn2062	Zr3391
Line	407.771 { 83}	283.730 {119}	334.904 {101}	190.856 {477}	370.152 { 91}	292.402 {115}	206.200 {163}	339.198 { 99}
Units	ppm	ppm	ppm	ppm	ppm	ppm	ppm	ppm
Avg	**.00002**	**-.00179**	**.00040**	**-.00043**	**.02184**	**.00013**	**.00031**	**.00069**
Stddev	.00001	.00165	.00051	.00213	.01301	.00055	.00052	.00090
%RSD	54.245	92.056	127.70	489.59	59.553	426.87	169.45	131.19
#1	.00001	-.00295	.00075	-.00194	.03104	-.00026	.00067	.00133
#2	.00003	-.00062	.00004	.00107	.01265	.00052	-.00006	.00005
Check ?	Chk Pass	Chk Pass	Chk Pass	Chk Pass	Chk Pass	Chk Pass	Chk Pass	Chk Pass
High Limit								
Low Limit								

Int. Std.	Y_2243	Y_3600	Y_3774
Line	224.306 {450}	360.073 { 94}	377.433 { 89}
Units	Cts/S	Cts/S	Cts/S
Avg	**1558.8**	**33359.**	**5893.9**
Stddev	.1	33.	29.6
%RSD	.00638	.09952	.50281
#1	1558.9	33336.	5914.9
#2	1558.8	33383.	5873.0

Sample Name: LCS 280-325962/2-A Acquired: 5/21/2016 0:45:25 Type: Unk
Method: 6500_026(v10) Mode: CONC Corr. Factor: 1.000000
User: kellyca Custom ID1: Custom ID2: Custom ID3:
Comment: 325962 6010C Q4

Elem	Ag3280	Al1670	As1890	B_2089	Ba4554	Be3130	Bi2230	Ca3179	Cd2288
Line	328.068 {103}	167.079 {502}	189.042 {478}	208.959 {461}	455.403 { 74}	313.042 {108}	223.061 {451}	317.933 {106}	228.802 {447}
Units	ppm	ppm	ppm	ppm	ppm	ppm	ppm	ppm	ppm
Avg	**.04906**	**2.0012**	**1.0653**	F **1.1224**	**2.0089**	**.05178**	F **2.2514**	**50.589**	**.10668**
Stddev	.00050	.0056	.0082	.0017	.0004	.00007	.0111	.054	.00034
%RSD	1.0193	.27715	.77153	.15174	.01801	.13067	.49349	.10772	.31873
#1	.04941	2.0051	1.0711	1.1236	2.0087	.05183	2.2593	50.627	.10692
#2	.04870	1.9973	1.0595	1.1212	2.0092	.05173	2.2436	50.550	.10644
Check ?	Chk Pass	Chk Pass	Chk Pass	Chk Fail	Chk Pass	Chk Pass	Chk Fail	Chk Pass	Chk Pass
High Limit				1.1000			2.2000		
Low Limit				.89000			1.8000		

Elem	Co2286	Cr2055	Cu3247	Fe2599	K_7664	Li6707	Mg2790	Mn2576	Mo2020
Line	228.616 {447}	205.560 {464}	324.754 {104}	259.940 {130}	766.490 { 44}	670.784 { 50}	279.079 {121}2	257.610 {131}	202.030 {467}
Units	ppm	ppm	ppm	ppm	ppm	ppm	ppm	ppm	ppm
Avg	**.52397**	F **.20932**	**.24964**	**1.0190**	**52.812**	**1.0888**	**48.940**	**.49035**	F **1.1034**
Stddev	.00007	.00012	.00040	.0001	.126	.0014	.069	.00031	.0064
%RSD	.01254	.05585	.16135	.00852	.23801	.12530	.14126	.06304	.57997
#1	.52392	.20940	.24992	1.0191	52.723	1.0878	48.891	.49013	1.1079
#2	.52402	.20924	.24935	1.0190	52.901	1.0897	48.989	.49057	1.0989
Check ?	Chk Pass	Chk Fail	Chk Pass	Chk Pass	Chk Pass	Chk Pass	Chk Pass	Chk Pass	Chk Fail
High Limit		.05750							1.1000
Low Limit		.04300							.90000

Elem	Na8183	Ni2316	P_1782	Pb2203	S_1820	Sb2068	Se1960	Si2881	Sn1899
Line	818.326 { 41}	231.604 {446}	178.284 {489}	220.353 {453}	182.034 {485}	206.833 {463}	196.090 {472}	288.158 {117}	189.989 {477}
Units	ppm	ppm	ppm	ppm	ppm	ppm	ppm	ppm	ppm
Avg	**52.014**	**.50384**	**10.635**	**.52910**	**2.1049**	**.53749**	**2.0705**	**10.205**	**1.9846**
Stddev	.293	.00033	.043	.00082	.0089	.00338	.0064	.061	.0019
%RSD	.56254	.06453	.40817	.15544	.42172	.62816	.30865	.59669	.09330
#1	52.221	.50361	10.666	.52852	2.0986	.53988	2.0750	10.161	1.9859
#2	51.807	.50407	10.604	.52968	2.1111	.53510	2.0660	10.248	1.9833
Check ?	Chk Pass	Chk Pass	Chk Pass	Chk Pass	Chk Pass	Chk Pass	Chk Pass	Chk Pass	Chk Pass
High Limit									
Low Limit									

Elem	Sr4077	Th2837	Ti3349	Tl1908	U_3701	V_2924	Zn2062	Zr3391
Line	407.771 { 83}	283.730 {119}	334.904 {101}	190.856 {477}	370.152 { 91}	292.402 {115}	206.200 {163}	339.198 { 99}
Units	ppm	ppm	ppm	ppm	ppm	ppm	ppm	ppm
Avg	**.94625**	**.97890**	**.93818**	**2.0142**	**2.1304**	**.46636**	**.49476**	**.49822**
Stddev	.00201	.00350	.00310	.0081	.0166	.00164	.00098	.00211
%RSD	.21211	.35716	.33085	.40158	.78014	.35220	.19886	.42265
#1	.94483	.97643	.93599	2.0199	2.1186	.46520	.49406	.49673
#2	.94767	.98138	.94038	2.0085	2.1421	.46752	.49545	.49971
Check ?	Chk Pass	Chk Pass	Chk Pass	Chk Pass	Chk Pass	Chk Pass	Chk Pass	Chk Pass
High Limit								
Low Limit								

Int. Std.	Y_2243	Y_3600	Y_3774
Line	224.306 {450}	360.073 { 94}	377.433 { 89}
Units	Cts/S	Cts/S	Cts/S
Avg	**1486.7**	**31348.**	**5742.4**
Stddev	2.8	71.	1.7
%RSD	.18885	.22542	.02960
#1	1484.8	31398.	5743.6
#2	1488.7	31298.	5741.2

Sample Name: 280-83263-A-1-A Acquired: 5/21/2016 0:47:59 Type: Unk
Method: 6500_026(v10) Mode: CONC Corr. Factor: 1.000000
User: kellyca Custom ID1: Custom ID2: Custom ID3:
Comment: 325962 6010C Q4

Elem	Ag3280	Al1670	As1890	B_2089	Ba4554	Be3130	Bi2230	Ca3179	Cd2288
Line	328.068 {103}	167.079 {502}	189.042 {478}	208.959 {461}	455.403 { 74}	313.042 {108}	223.061 {451}	317.933 {106}	228.802 {447}
Units	ppm	ppm	ppm	ppm	ppm	ppm	ppm	ppm	ppm
Avg	**.00088**	**.23336**	**-.00198**	**.16479**	**.10257**	**-.00007**	**-.00318**	**314.80**	**.00034**
Stddev	.00024	.00016	.00193	.00142	.00060	.00001	.00478	2.06	.00008
%RSD	26.719	.06834	97.588	.85965	.58250	17.515	150.50	.65431	22.166
#1	.00105	.23325	-.00334	.16379	.10214	-.00008	-.00656	313.35	.00039
#2	.00072	.23348	-.00061	.16580	.10299	-.00006	.00020	316.26	.00029
Check ?	Chk Pass	Chk Pass	Chk Pass	Chk Pass	Chk Pass	Chk Pass	Chk Pass	Chk Pass	Chk Pass
High Limit									
Low Limit									

Elem	Co2286	Cr2055	Cu3247	Fe2599	K_7664	Li6707	Mg2790	Mn2576	Mo2020
Line	228.616 {447}	205.560 {464}	324.754 {104}	259.940 {130}	766.490 { 44}	670.784 { 50}	279.079 {121}2	257.610 {131}	202.030 {467}
Units	ppm	ppm	ppm	ppm	ppm	ppm	ppm	ppm	ppm
Avg	**.00056**	W **.19240**	**.00039**	**.35588**	**7.7782**	**.03967**	**61.397**	**.15025**	**.00034**
Stddev	.00017	.00068	.00004	.00060	.0047	.00030	.102	.00008	.00072
%RSD	29.632	.35399	10.213	.16869	.06067	.76342	.16694	.05316	211.05
#1	.00044	.19192	.00036	.35630	7.7816	.03988	61.469	.15031	-.00017
#2	.00068	.19288	.00042	.35546	7.7749	.03945	61.324	.15020	.00084
Check ?	Chk Pass	Chk Warn	Chk Pass	Chk Pass	Chk Pass	Chk Pass	Chk Pass	Chk Pass	Chk Pass
High Limit		.10000							
Low Limit		-.01000							

Elem	Na8183	Ni2316	P_1782	Pb2203	S_1820	Sb2068	Se1960	Si2881	Sn1899
Line	818.326 { 41}	231.604 {446}	178.284 {489}	220.353 {453}	182.034 {485}	206.833 {463}	196.090 {472}	288.158 {117}	189.989 {477}
Units	ppm	ppm	ppm	ppm	ppm	ppm	ppm	ppm	ppm
Avg	**114.15**	**.01885**	**.01395**	**-.00144**	**102.87**	**-.00092**	**.00141**	**17.975**	**.00072**
Stddev	.56	.00078	.00091	.00051	.43	.00096	.00084	.133	.00005
%RSD	.48856	4.1540	6.5484	35.218	.41946	104.67	59.581	.73967	6.5587
#1	113.76	.01829	.01331	-.00108	102.56	-.00024	.00201	17.881	.00069
#2	114.55	.01940	.01460	-.00180	103.17	-.00160	.00082	18.069	.00076
Check ?	Chk Pass	Chk Pass	Chk Pass	Chk Pass	Chk Pass	Chk Pass	Chk Pass	Chk Pass	Chk Pass
High Limit									
Low Limit									

Elem	Sr4077	Th2837	Ti3349	Tl1908	U_3701	V_2924	Zn2062	Zr3391
Line	407.771 { 83}	283.730 {119}	334.904 {101}	190.856 {477}	370.152 { 91}	292.402 {115}	206.200 {163}	339.198 { 99}
Units	ppm	ppm	ppm	ppm	ppm	ppm	ppm	ppm
Avg	**2.0698**	**-.00487**	**.00746**	**-.00114**	**.02062**	**.00327**	**.00073**	**.00101**
Stddev	.0060	.00046	.00009	.00050	.00000	.00097	.00162	.00060
%RSD	.28980	9.3592	1.2285	43.806	.00953	29.729	221.83	59.535
#1	2.0656	-.00455	.00740	-.00079	.02063	.00259	.00187	.00058
#2	2.0741	-.00519	.00753	-.00149	.02062	.00396	-.00041	.00143
Check ?	Chk Pass	Chk Pass	Chk Pass	Chk Pass	Chk Pass	Chk Pass	Chk Pass	Chk Pass
High Limit								
Low Limit								

Int. Std.	Y_2243	Y_3600	Y_3774
Line	224.306 {450}	360.073 { 94}	377.433 { 89}
Units	Cts/S	Cts/S	Cts/S
Avg	**1411.5**	**29637.**	**5548.0**
Stddev	1.4	23.	45.2
%RSD	.09892	.07845	.81476
#1	1412.5	29653.	5579.9
#2	1410.5	29620.	5516.0

Sample Name: 280-83263-A-1-A SD@5 Acquired: 5/21/2016 0:50:41 Type: Unk
Method: 6500_026(v10) Mode: CONC Corr. Factor: 1.000000
User: kellyca Custom ID1: Custom ID2: Custom ID3:
Comment: 325962 6010C Q4

Elem	Ag3280	Al1670	As1890	B_2089	Ba4554	Be3130	Bi2230	Ca3179	Cd2288
Line	328.068 {103}	167.079 {502}	189.042 {478}	208.959 {461}	455.403 { 74}	313.042 {108}	223.061 {451}	317.933 {106}	228.802 {447}
Units	ppm	ppm	ppm	ppm	ppm	ppm	ppm	ppm	ppm
Avg	**.00096**	**.05236**	**-.00259**	**.03507**	**.02035**	**-.00016**	**-.00098**	**62.343**	**-.00008**
Stddev	.00020	.00093	.00410	.00084	.00008	.00006	.00013	.050	.00002
%RSD	20.627	1.7681	158.38	2.3858	.40873	39.470	12.916	.07993	21.786
#1	.00082	.05301	.00031	.03448	.02029	-.00020	-.00089	62.379	-.00009
#2	.00110	.05170	-.00549	.03566	.02041	-.00011	-.00107	62.308	-.00007
Check ?	Chk Pass	Chk Pass	Chk Pass	Chk Pass	Chk Pass	Chk Pass	Chk Pass	Chk Pass	Chk Pass
High Limit									
Low Limit									

Elem	Co2286	Cr2055	Cu3247	Fe2599	K_7664	Li6707	Mg2790	Mn2576	Mo2020
Line	228.616 {447}	205.560 {464}	324.754 {104}	259.940 {130}	766.490 { 44}	670.784 { 50}	279.079 {121}2	257.610 {131}	202.030 {467}
Units	ppm	ppm	ppm	ppm	ppm	ppm	ppm	ppm	ppm
Avg	**-.00034**	**.03853**	**-.00048**	**.09778**	**1.5358**	**.00813**	**12.278**	**.03028**	**.00050**
Stddev	.00005	.00026	.00034	.00185	.0234	.00054	.011	.00002	.00020
%RSD	15.989	.66707	70.193	1.8959	1.5220	6.6620	.08859	.07871	41.226
#1	-.00038	.03871	-.00072	.09909	1.5192	.00775	12.285	.03026	.00064
#2	-.00030	.03835	-.00024	.09647	1.5523	.00851	12.270	.03029	.00035
Check ?	Chk Pass	Chk Pass	Chk Pass	Chk Pass	Chk Pass	Chk Pass	Chk Pass	Chk Pass	Chk Pass
High Limit									
Low Limit									

Elem	Na8183	Ni2316	P_1782	Pb2203	S_1820	Sb2068	Se1960	Si2881	Sn1899
Line	818.326 { 41}	231.604 {446}	178.284 {489}	220.353 {453}	182.034 {485}	206.833 {463}	196.090 {472}	288.158 {117}	189.989 {477}
Units	ppm	ppm	ppm	ppm	ppm	ppm	ppm	ppm	ppm
Avg	**22.340**	**.00365**	**-.00059**	**-.00217**	**19.515**	**.00022**	**.00705**	**3.4578**	**.00159**
Stddev	.056	.00019	.00428	.00139	.022	.00055	.00583	.0080	.00056
%RSD	.24898	5.2899	722.97	63.916	.11119	254.34	82.711	.23216	35.251
#1	22.301	.00379	.00244	-.00119	19.531	.00060	.01117	3.4521	.00119
#2	22.379	.00351	-.00362	-.00315	19.500	-.00017	.00293	3.4635	.00199
Check ?	Chk Pass	Chk Pass	Chk Pass	Chk Pass	Chk Pass	Chk Pass	Chk Pass	Chk Pass	Chk Pass
High Limit									
Low Limit									

Elem	Sr4077	Th2837	Ti3349	Tl1908	U_3701	V_2924	Zn2062	Zr3391
Line	407.771 { 83}	283.730 {119}	334.904 {101}	190.856 {477}	370.152 { 91}	292.402 {115}	206.200 {163}	339.198 { 99}
Units	ppm	ppm	ppm	ppm	ppm	ppm	ppm	ppm
Avg	**.40850**	**-.00306**	**.00121**	**-.00023**	**.02326**	**.00083**	**.00109**	**.00040**
Stddev	.00047	.00099	.00019	.00011	.00628	.00018	.00132	.00112
%RSD	.11472	32.511	15.563	50.577	26.982	21.916	120.44	276.50
#1	.40817	-.00235	.00135	-.00031	.01882	.00070	.00203	-.00039
#2	.40883	-.00376	.00108	-.00014	.02770	.00096	.00016	.00119
Check ?	Chk Pass	Chk Pass	Chk Pass	Chk Pass	Chk Pass	Chk Pass	Chk Pass	Chk Pass
High Limit								
Low Limit								

Int. Std.	Y_2243	Y_3600	Y_3774
Line	224.306 {450}	360.073 { 94}	377.433 { 89}
Units	Cts/S	Cts/S	Cts/S
Avg	**1507.3**	**32127.**	**5787.6**
Stddev	3.0	13.	15.2
%RSD	.20165	.04002	.26220
#1	1509.4	32137.	5776.9
#2	1505.1	32118.	5798.3

Sample Name: 280-83263-A-1-B MS Acquired: 5/21/2016 0:53:25 Type: Unk
Method: 6500_026(v10) Mode: CONC Corr. Factor: 1.000000
User: kellyca Custom ID1: Custom ID2: Custom ID3:
Comment: 325962 6010C Q4

Elem	Ag3280	Al1670	As1890	B_2089	Ba4554	Be3130	Bi2230	Ca3179	Cd2288
Line	328.068 {103}	167.079 {502}	189.042 {478}	208.959 {461}	455.403 { 74}	313.042 {108}	223.061 {451}	317.933 {106}	228.802 {447}
Units	ppm	ppm	ppm	ppm	ppm	ppm	ppm	ppm	ppm
Avg	**.05086**	**2.5981**	**1.1128**	**1.2975**	**2.1256**	**.05184**	**2.3025**	**359.17**	**.11051**
Stddev	.00084	.0076	.0075	.0102	.0044	.00004	.0225	1.56	.00010
%RSD	1.6426	.29225	.67319	.78545	.20495	.06780	.97578	.43451	.09181
#1	.05027	2.6035	1.1181	1.3047	2.1225	.05187	2.3184	358.07	.11058
#2	.05146	2.5928	1.1075	1.2903	2.1287	.05182	2.2866	360.28	.11044
Check ?	Chk Pass	Chk Pass	Chk Pass	Chk Pass	Chk Pass	Chk Pass	Chk Pass	Chk Pass	Chk Pass
High Limit									
Low Limit									

Elem	Co2286	Cr2055	Cu3247	Fe2599	K_7664	Li6707	Mg2790	Mn2576	Mo2020
Line	228.616 {447}	205.560 {464}	324.754 {104}	259.940 {130}	766.490 { 44}	670.784 { 50}	279.079 {121}2	257.610 {131}	202.030 {467}
Units	ppm	ppm	ppm	ppm	ppm	ppm	ppm	ppm	ppm
Avg	**.51380**	W **.40402**	**.25831**	**1.5920**	**62.823**	**1.1686**	**109.57**	**.67387**	**1.1025**
Stddev	.00271	.00167	.00080	.0086	.257	.0009	.29	.00024	.0076
%RSD	.52751	.41385	.30802	.54185	.40909	.07502	.26093	.03557	.69253
#1	.51572	.40520	.25887	1.5859	62.642	1.1680	109.77	.67404	1.1079
#2	.51189	.40284	.25775	1.5981	63.005	1.1692	109.37	.67370	1.0971
Check ?	Chk Pass	Chk Warn	Chk Pass	Chk Pass	Chk Pass	Chk Pass	Chk Pass	Chk Pass	Chk Pass
High Limit		.10000							
Low Limit		-.01000							

Elem	Na8183	Ni2316	P_1782	Pb2203	S_1820	Sb2068	Se1960	Si2881	Sn1899
Line	818.326 { 41}	231.604 {446}	178.284 {489}	220.353 {453}	182.034 {485}	206.833 {463}	196.090 {472}	288.158 {117}	189.989 {477}
Units	ppm	ppm	ppm	ppm	ppm	ppm	ppm	ppm	ppm
Avg	**165.51**	**.50907**	**11.214**	**.51407**	**104.86**	**.55235**	**2.1732**	**29.291**	**1.9626**
Stddev	.08	.00326	.075	.00150	.61	.00365	.0214	.009	.0138
%RSD	.04840	.64102	.66783	.29227	.58040	.66023	.98262	.03149	.70092
#1	165.57	.51137	11.267	.51301	105.29	.55493	2.1883	29.285	1.9724
#2	165.46	.50676	11.161	.51513	104.43	.54977	2.1581	29.298	1.9529
Check ?	Chk Pass	Chk Pass	Chk Pass	Chk Pass	Chk Pass	Chk Pass	Chk Pass	Chk Pass	Chk Pass
High Limit									
Low Limit									

Elem	Sr4077	Th2837	Ti3349	Tl1908	U_3701	V_2924	Zn2062	Zr3391
Line	407.771 { 83}	283.730 {119}	334.904 {101}	190.856 {477}	370.152 { 91}	292.402 {115}	206.200 {163}	339.198 { 99}
Units	ppm	ppm	ppm	ppm	ppm	ppm	ppm	ppm
Avg	**2.9964**	**.98157**	**.94706**	**1.8939**	**2.0833**	**.47045**	**.48223**	**.49958**
Stddev	.0046	.00393	.00009	.0133	.0037	.00001	.00135	.00630
%RSD	.15338	.40063	.00981	.70054	.17921	.00220	.28013	1.2620
#1	2.9931	.97879	.94712	1.9033	2.0859	.47044	.48319	.49513
#2	2.9996	.98435	.94699	1.8845	2.0806	.47046	.48127	.50404
Check ?	Chk Pass	Chk Pass	Chk Pass	Chk Pass	Chk Pass	Chk Pass	Chk Pass	Chk Pass
High Limit								
Low Limit								

Int. Std.	Y_2243	Y_3600	Y_3774
Line	224.306 {450}	360.073 { 94}	377.433 { 89}
Units	Cts/S	Cts/S	Cts/S
Avg	**1390.4**	**29465.**	**5562.4**
Stddev	4.8	30.	28.0
%RSD	.34581	.10278	.50394
#1	1387.0	29444.	5582.2
#2	1393.8	29487.	5542.5

Sample Name: 280-83263-A-1-C MSD Acquired: 5/21/2016 0:55:56 Type: Unk
Method: 6500_026(v10) Mode: CONC Corr. Factor: 1.000000
User: kellyca Custom ID1: Custom ID2: Custom ID3:
Comment: 325962 6010C Q4

Elem	Ag3280	Al1670	As1890	B_2089	Ba4554	Be3130	Bi2230	Ca3179	Cd2288
Line	328.068 {103}	167.079 {502}	189.042 {478}	208.959 {461}	455.403 { 74}	313.042 {108}	223.061 {451}	317.933 {106}	228.802 {447}
Units	ppm	ppm	ppm	ppm	ppm	ppm	ppm	ppm	ppm
Avg	**.05103**	**2.6534**	**1.1077**	**1.2910**	**2.1161**	**.05182**	**2.2918**	**358.31**	**.11072**
Stddev	.00044	.0070	.0022	.0009	.0041	.00008	.0051	.74	.00051
%RSD	.86756	.26263	.19447	.06728	.19420	.15343	.22422	.20724	.45899
#1	.05134	2.6584	1.1062	1.2904	2.1132	.05177	2.2881	357.78	.11108
#2	.05072	2.6485	1.1092	1.2916	2.1190	.05188	2.2954	358.83	.11037
Check ?	Chk Pass	Chk Pass	Chk Pass	Chk Pass	Chk Pass	Chk Pass	Chk Pass	Chk Pass	Chk Pass
High Limit									
Low Limit									

Elem	Co2286	Cr2055	Cu3247	Fe2599	K_7664	Li6707	Mg2790	Mn2576	Mo2020
Line	228.616 {447}	205.560 {464}	324.754 {104}	259.940 {130}	766.490 { 44}	670.784 { 50}	279.079 {121}2	257.610 {131}	202.030 {467}
Units	ppm	ppm	ppm	ppm	ppm	ppm	ppm	ppm	ppm
Avg	**.51157**	W **.39584**	**.25801**	**1.6403**	**62.875**	**1.1638**	**109.45**	**.68334**	**1.0968**
Stddev	.00138	.00123	.00039	.0076	.104	.0007	.25	.00173	.0049
%RSD	.27061	.31010	.15196	.46542	.16490	.06136	.22937	.25357	.44776
#1	.51255	.39671	.25773	1.6349	62.802	1.1633	109.62	.68457	1.1003
#2	.51059	.39497	.25829	1.6457	62.948	1.1643	109.27	.68212	1.0934
Check ?	Chk Pass	Chk Warn	Chk Pass	Chk Pass	Chk Pass	Chk Pass	Chk Pass	Chk Pass	Chk Pass
High Limit		.10000							
Low Limit		-.01000							

Elem	Na8183	Ni2316	P_1782	Pb2203	S_1820	Sb2068	Se1960	Si2881	Sn1899
Line	818.326 { 41}	231.604 {446}	178.284 {489}	220.353 {453}	182.034 {485}	206.833 {463}	196.090 {472}	288.158 {117}	189.989 {477}
Units	ppm	ppm	ppm	ppm	ppm	ppm	ppm	ppm	ppm
Avg	**164.40**	**.50753**	**11.150**	**.51398**	**104.04**	**.54727**	**2.1656**	**29.443**	**1.9502**
Stddev	1.02	.00184	.019	.00276	.02	.00031	.0008	.020	.0029
%RSD	.62320	.36181	.17329	.53659	.02088	.05739	.03893	.06747	.15138
#1	163.67	.50883	11.136	.51593	104.02	.54705	2.1662	29.457	1.9523
#2	165.12	.50623	11.164	.51203	104.06	.54749	2.1651	29.429	1.9481
Check ?	Chk Pass	Chk Pass	Chk Pass	Chk Pass	Chk Pass	Chk Pass	Chk Pass	Chk Pass	Chk Pass
High Limit									
Low Limit									

Elem	Sr4077	Th2837	Ti3349	Tl1908	U_3701	V_2924	Zn2062	Zr3391
Line	407.771 { 83}	283.730 {119}	334.904 {101}	190.856 {477}	370.152 { 91}	292.402 {115}	206.200 {163}	339.198 { 99}
Units	ppm	ppm	ppm	ppm	ppm	ppm	ppm	ppm
Avg	**2.9816**	**.98619**	**.94894**	**1.8839**	**2.0912**	**.47199**	**.49461**	**.49462**
Stddev	.0016	.00389	.00422	.0040	.0260	.00156	.00065	.00158
%RSD	.05488	.39405	.44516	.21194	1.2412	.33069	.13156	.31871
#1	2.9804	.98894	.95193	1.8811	2.1095	.47309	.49507	.49351
#2	2.9827	.98344	.94596	1.8867	2.0728	.47089	.49415	.49574
Check ?	Chk Pass	Chk Pass	Chk Pass	Chk Pass	Chk Pass	Chk Pass	Chk Pass	Chk Pass
High Limit								
Low Limit								

Int. Std.	Y_2243	Y_3600	Y_3774
Line	224.306 {450}	360.073 { 94}	377.433 { 89}
Units	Cts/S	Cts/S	Cts/S
Avg	**1390.4**	**29301.**	**5542.7**
Stddev	2.3	4.	4.8
%RSD	.16222	.01228	.08722
#1	1392.0	29303.	5546.1
#2	1388.9	29298.	5539.3

Sample Name: 280-83263-A-1-A PDS Acquired: 5/21/2016 0:58:28 Type: Unk
Method: 6500_026(v10) Mode: CONC Corr. Factor: 1.000000
User: kellyca Custom ID1: Custom ID2: Custom ID3:
Comment: 325962 6010C Q4

Elem	Ag3280	Al1670	As1890	B_2089	Ba4554	Be3130	Bi2230	Ca3179	Cd2288
Line	328.068 {103}	167.079 {502}	189.042 {478}	208.959 {461}	455.403 { 74}	313.042 {108}	223.061 {451}	317.933 {106}	228.802 {447}
Units	ppm	ppm	ppm	ppm	ppm	ppm	ppm	ppm	ppm
Avg	**.00579**	**1.2161**	**.22089**	**.27813**	**.20025**	**.05093**	**-.00723**	**324.58**	**.05665**
Stddev	.00040	.0010	.00224	.00210	.00100	.00029	.00050	1.42	.00038
%RSD	6.8463	.08661	1.0122	.75522	.50125	.56489	6.9362	.43902	.67750
#1	.00551	1.2169	.22247	.27665	.19954	.05072	-.00688	323.57	.05693
#2	.00607	1.2154	.21931	.27962	.20096	.05113	-.00758	325.59	.05638
Check ?	Chk Pass	Chk Pass	Chk Pass	Chk Pass	Chk Pass	Chk Pass	Chk Pass	Chk Pass	Chk Pass
High Limit									
Low Limit									

Elem	Co2286	Cr2055	Cu3247	Fe2599	K_7664	Li6707	Mg2790	Mn2576	Mo2020
Line	228.616 {447}	205.560 {464}	324.754 {104}	259.940 {130}	766.490 { 44}	670.784 { 50}	279.079 {121}2	257.610 {131}	202.030 {467}
Units	ppm	ppm	ppm	ppm	ppm	ppm	ppm	ppm	ppm
Avg	**.05223**	W **.23981**	**.05179**	**1.3355**	**29.295**	**.15034**	**79.407**	**.19571**	**.05604**
Stddev	.00019	.00168	.00001	.0007	.132	.00016	.209	.00048	.00003
%RSD	.36534	.70106	.01801	.05038	.45140	.10789	.26372	.24386	.04938
#1	.05236	.24100	.05179	1.3360	29.201	.15045	79.259	.19538	.05602
#2	.05209	.23862	.05180	1.3350	29.388	.15022	79.555	.19605	.05606
Check ?	Chk Pass	Chk Warn	Chk Pass	Chk Pass	Chk Pass	Chk Pass	Chk Pass	Chk Pass	Chk Pass
High Limit		.10000							
Low Limit		-.01000							

Elem	Na8183	Ni2316	P_1782	Pb2203	S_1820	Sb2068	Se1960	Si2881	Sn1899
Line	818.326 { 41}	231.604 {446}	178.284 {489}	220.353 {453}	182.034 {485}	206.833 {463}	196.090 {472}	288.158 {117}	189.989 {477}
Units	ppm	ppm	ppm	ppm	ppm	ppm	ppm	ppm	ppm
Avg	**132.04**	**.06795**	**2.2398**	**.09964**	**101.18**	**.10613**	**.22787**	**22.590**	**.09972**
Stddev	.27	.00012	.0083	.00008	.15	.00401	.00038	.029	.00378
%RSD	.20146	.17021	.37217	.07984	.14928	3.7737	.16791	.13035	3.7917
#1	131.85	.06803	2.2457	.09970	101.08	.10897	.22760	22.569	.10239
#2	132.23	.06787	2.2339	.09958	101.29	.10330	.22814	22.611	.09705
Check ?	Chk Pass	Chk Pass	Chk Pass	Chk Pass	Chk Pass	Chk Pass	Chk Pass	Chk Pass	Chk Pass
High Limit									
Low Limit									

Elem	Sr4077	Th2837	Ti3349	Tl1908	U_3701	V_2924	Zn2062	Zr3391
Line	407.771 { 83}	283.730 {119}	334.904 {101}	190.856 {477}	370.152 { 91}	292.402 {115}	206.200 {163}	339.198 { 99}
Units	ppm	ppm	ppm	ppm	ppm	ppm	ppm	ppm
Avg	**2.0573**	**.19257**	**.05451**	**.19378**	**.54106**	**.04976**	**.19871**	**.05071**
Stddev	.0077	.00068	.00038	.00090	.02365	.00010	.00075	.00060
%RSD	.37684	.35560	.70598	.46467	4.3709	.19385	.37700	1.1844
#1	2.0518	.19208	.05423	.19442	.52434	.04983	.19924	.05029
#2	2.0628	.19305	.05478	.19314	.55778	.04969	.19818	.05114
Check ?	Chk Pass	Chk Pass	Chk Pass	Chk Pass	Chk Pass	Chk Pass	Chk Pass	Chk Pass
High Limit								
Low Limit								

Int. Std.	Y_2243	Y_3600	Y_3774
Line	224.306 {450}	360.073 { 94}	377.433 { 89}
Units	Cts/S	Cts/S	Cts/S
Avg	**1399.0**	**29575.**	**5598.6**
Stddev	1.0	60.	28.1
%RSD	.07283	.20290	.50234
#1	1398.3	29618.	5618.5
#2	1399.7	29533.	5578.7

Sample Name: ccvh-3900196 Acquired: 5/21/2016 1:01:13 Type: QC
Method: 6500_026(v10) Mode: CONC Corr. Factor: 1.000000
User: kellyca Custom ID1: Custom ID2: Custom ID3:
Comment:

Elem	Ag3280	Al3092	As1890	B_2089	Ba4554	Be3130	Bi2230	Ca3179	Cd2288	Co2286	Cr2055	Cu3247	Fe2714
Units	ppm	ppm	ppm	ppm	ppm	ppm	ppm	ppm	ppm	ppm	ppm	ppm	ppm
Avg	**-.00452**	**45.808**	**-.00264**	**.00468**	**.00021**	**-.00039**	**1.0691**	**-.01817**	**-.00091**	**.00302**	**-.00055**	**.00398**	**46.609**
Stddev	.00085	.004	.00197	.00135	.00003	.00011	.0022	.00563	.00012	.00010	.00013	.00004	.137
%RSD	18.687	.00945	74.348	28.956	14.630	28.453	.20232	30.973	12.807	3.3425	23.067	1.0073	.29461
#1	-.00512	45.805	-.00125	.00372	.00019	-.00031	1.0706	-.01419	-.00099	.00309	-.00046	.00401	46.512
#2	-.00392	45.811	-.00403	.00564	.00023	-.00047	1.0676	-.02215	-.00083	.00295	-.00063	.00395	46.706
Check ?	None	Chk Pass	None	None	None	None	Chk Pass	None	None	None	None	None	Chk Pass
Value													
Range													

Elem	K_7664	Li6707	Mg2790	Mn2576	Mo2020	Na8183	Ni2316	P_1782	Pb2203	S_1820	Sb2068	Se1960	Si2881
Units	ppm	ppm	ppm	ppm	ppm	ppm	ppm	ppm	ppm	ppm	ppm	ppm	ppm
Avg	**.08916**	**-.00030**	**.15007**	**-.00071**	**-.00236**	**250.52**	**-.00071**	**.00385**	**-.00178**	**5.0978**	**-.00030**	**.00544**	**.00270**
Stddev	.01895	.00091	.00444	.00002	.00060	.07	.00038	.00035	.00081	.0051	.00023	.00771	.01691
%RSD	21.256	305.22	2.9568	3.4691	25.424	.02824	53.164	9.0336	45.441	.09949	76.306	141.71	627.04
#1	.07576	.00035	.15321	-.00073	-.00193	250.47	-.00045	.00361	-.00121	5.1014	-.00047	.01090	-.00926
#2	.10256	-.00095	.14694	-.00070	-.00278	250.57	-.00098	.00410	-.00236	5.0943	-.00014	-.00001	.01466
Check ?	None	None	None	None	None	Chk Pass	None	None	None	Chk Pass	None	None	None
Value													
Range													

Elem	Sn1899	Sr4077	Th2837	Ti3349	Tl1908	U_3701	V_2924	Zn2062	Zr3391
Units	ppm	ppm	ppm	ppm	ppm	ppm	ppm	ppm	ppm
Avg	**.00175**	**.00050**	**4.8750**	**.02679**	**-.00505**	**9.9992**	**-.01670**	**-.00252**	**-.02182**
Stddev	.00098	.00001	.0094	.00045	.00048	.0086	.00013	.00039	.00081
%RSD	55.795	1.2461	.19259	1.6655	9.4196	.08634	.78490	15.597	3.6912
#1	.00106	.00050	4.8817	.02710	-.00471	10.005	-.01661	-.00280	-.02125
#2	.00244	.00049	4.8684	.02647	-.00538	9.9931	-.01679	-.00224	-.02239
Check ?	None	None	Chk Pass	None	None	Chk Pass	None	None	None
Value									
Range									

Int. Std.	Y_2243	Y_3600	Y_3774
Units	Cts/S	Cts/S	Cts/S
Avg	**1494.6**	**31086.**	**5668.3**
Stddev	1.9	59.	6.8
%RSD	.12845	.18871	.12022
#1	1496.0	31045.	5663.5
#2	1493.3	31128.	5673.1

Sample Name: ccv-3900195 Acquired: 5/21/2016 1:04:03 Type: QC
Method: 6500_026(v10) Mode: CONC Corr. Factor: 1.000000
User: kellyca Custom ID1: Custom ID2: Custom ID3:
Comment:

Elem	Ag3280	Al1670	As1890	B_2089	Ba4554	Be3130	Bi2230	Ca3179	Cd2288	Co2286	Cr2055	Cu3247	Fe2599
Units	ppm	ppm	ppm	ppm	ppm	ppm	ppm	ppm	ppm	ppm	ppm	ppm	ppm
Avg	**.47898**	**.51706**	**1.0167**	**.54594**	**.49468**	**.51192**	**-.00223**	**4.9998**	**.53474**	**.53388**	**.52167**	**.48831**	**2.5222**
Stddev	.00188	.00174	.0033	.00006	.00403	.00308	.00003	.0268	.00161	.00147	.00033	.00011	.0107
%RSD	.39301	.33637	.32622	.01109	.81488	.60221	1.5423	.53575	.30095	.27575	.06375	.02173	.42425
#1	.48031	.51829	1.0190	.54598	.49183	.50974	-.00225	4.9808	.53360	.53283	.52190	.48839	2.5146
#2	.47765	.51583	1.0143	.54589	.49753	.51410	-.00220	5.0187	.53588	.53492	.52143	.48824	2.5298
Check ?	Chk Pass	Chk Pass	Chk Pass	Chk Pass	Chk Pass	Chk Pass	None	Chk Pass	Chk Pass	Chk Pass	Chk Pass	Chk Pass	Chk Pass
Value													
Range													

Elem	K_7664	Li6707	Mg2790	Mn2576	Mo2020	Na5895	Ni2316	P_1782	Pb2203	S_1820	Sb2068	Se1960	Si2881
Units	ppm	ppm	ppm	ppm	ppm	ppm	ppm	ppm	ppm	ppm	ppm	ppm	ppm
Avg	**51.238**	**1.0644**	**19.359**	**.49579**	**.53327**	**5.2323**	**.50890**	**1.0161**	**1.0538**	**.00740**	**1.0222**	**.98865**	**5.0564**
Stddev	.306	.0047	.029	.00123	.00004	.0163	.00186	.0000	.0002	.00191	.0128	.00377	.0123
%RSD	.59795	.44241	.14875	.24839	.00816	.31099	.36594	.00229	.01750	25.820	1.2535	.38098	.24275
#1	51.021	1.0610	19.339	.49492	.53331	5.2208	.50758	1.0161	1.0539	.00605	1.0131	.98599	5.0478
#2	51.454	1.0677	19.379	.49666	.53324	5.2438	.51021	1.0161	1.0536	.00875	1.0313	.99131	5.0651
Check ?	Chk Pass	Chk Pass	Chk Pass	Chk Pass	Chk Pass	Chk Pass	Chk Pass	Chk Pass	Chk Pass	None	Chk Pass	Chk Pass	Chk Pass
Value													
Range													

Elem	Sn1899	Sr4077	Th2837	Ti3349	Tl1908	U_3701	V_2924	Zn2062	Zr3391
Units	ppm	ppm	ppm	ppm	ppm	ppm	ppm	ppm	ppm
Avg	**.99446**	**.46741**	**.00118**	**.45729**	**1.0261**	**.03684**	**.46494**	**.49650**	**.49757**
Stddev	.00372	.00191	.00181	.00066	.0098	.02157	.00168	.00246	.00298
%RSD	.37417	.40760	152.64	.14425	.95230	58.537	.36068	.49565	.59956
#1	.99709	.46606	.00246	.45775	1.0192	.02159	.46376	.49476	.49546
#2	.99183	.46876	-.00009	.45682	1.0330	.05209	.46613	.49824	.49968
Check ?	Chk Pass	Chk Pass	None	Chk Pass	Chk Pass	None	Chk Pass	Chk Pass	Chk Pass
Value									
Range									

Int. Std.	Y_2243	Y_3600	Y_3774
Units	Cts/S	Cts/S	Cts/S
Avg	**1527.5**	**32076.**	**5785.4**
Stddev	3.9	114.	13.1
%RSD	.25562	.35673	.22716
#1	1530.2	32157.	5794.7
#2	1524.7	31995.	5776.1

Sample Name: ccb Acquired: 5/21/2016 1:06:41 Type: QC
Method: 6500_026(v10) Mode: CONC Corr. Factor: 1.000000
User: kellyca Custom ID1: Custom ID2: Custom ID3:
Comment:

Elem	Ag3280	Al1670	As1890	B_2089	Ba4554	Be3130	Bi2230	Ca3179	Cd2288	Co2286	Cr2055	Cu3247
Units	ppm	ppm	ppm	ppm	ppm	ppm	ppm	ppm	ppm	ppm	ppm	ppm
Avg	**.00076**	**-.00023**	**-.00106**	F **.00349**	**-.00005**	**-.00007**	**-.00198**	**.00066**	**.00011**	**-.00045**	**.00014**	**.00039**
Stddev	.00038	.00047	.00354	.00006	.00011	.00003	.00152	.00514	.00014	.00014	.00006	.00007
%RSD	50.527	202.27	333.15	1.7029	229.29	38.383	77.040	779.64	133.00	31.407	45.061	18.990
#1	.00103	.00010	.00144	.00353	.00003	-.00005	-.00305	.00429	.00021	-.00055	.00018	.00044
#2	.00049	-.00056	-.00357	.00344	-.00012	-.00009	-.00090	-.00297	.00001	-.00035	.00009	.00034
Check ?	Chk Pass	Chk Pass	Chk Pass	Chk Fail	Chk Pass	Chk Pass	None	Chk Pass	Chk Pass	Chk Pass	Chk Pass	Chk Pass
High Limit				.00312								
Low Limit				-.00312								

Elem	Fe2599	K_7664	Li6707	Mg2790	Mn2576	Mo2020	Na5895	Ni2316	P_1782	Pb2203	S_1820	Sb2068
Units	ppm	ppm	ppm	ppm	ppm	ppm	ppm	ppm	ppm	ppm	ppm	ppm
Avg	**.00256**	**.11525**	**-.00016**	**.00548**	**.00014**	**.00048**	**.02719**	**-.00035**	**-.00360**	**.00183**	**.00695**	**.00043**
Stddev	.00238	.01219	.00009	.00094	.00001	.00010	.00360	.00018	.00095	.00095	.00201	.00057
%RSD	93.033	10.575	56.433	17.141	5.0774	21.020	13.247	51.382	26.524	51.719	28.874	133.02
#1	.00088	.12387	-.00010	.00614	.00013	.00055	.02464	-.00022	-.00292	.00250	.00553	.00083
#2	.00425	.10663	-.00023	.00481	.00014	.00041	.02974	-.00048	-.00427	.00116	.00837	.00003
Check ?	Chk Pass	Chk Pass	Chk Pass	Chk Pass	Chk Pass	Chk Pass	Chk Pass	Chk Pass	Chk Pass	Chk Pass	None	Chk Pass
High Limit												
Low Limit												

Elem	Se1960	Si2881	Sn1899	Sr4077	Th2837	Ti3349	Tl1908	U_3701	V_2924	Zn2062	Zr3391
Units	ppm	ppm	ppm	ppm	ppm	ppm	ppm	ppm	ppm	ppm	ppm
Avg	**-.00074**	**-.00059**	**.00182**	**.00009**	**-.00203**	**.00012**	**.00075**	**.02022**	**.00045**	**-.00012**	**.00018**
Stddev	.00052	.01398	.00189	.00000	.00116	.00011	.00214	.00056	.00033	.00147	.00170
%RSD	70.136	2361.3	104.24	2.0979	56.978	87.436	284.87	2.7856	72.564	1182.5	966.29
#1	-.00037	.00930	.00316	.00008	-.00121	.00005	.00227	.01982	.00022	-.00117	-.00103
#2	-.00110	-.01048	.00048	.00009	-.00285	.00020	-.00076	.02062	.00068	.00092	.00138
Check ?	Chk Pass	Chk Pass	Chk Pass	Chk Pass	Chk Pass	Chk Pass	Chk Pass	Chk Pass	Chk Pass	Chk Pass	Chk Pass
High Limit											
Low Limit											

Int. Std.	Y_2243	Y_3600	Y_3774
Units	Cts/S	Cts/S	Cts/S
Avg	**1545.4**	**32527.**	**5669.1**
Stddev	6.8	50.	56.1
%RSD	.44001	.15236	.98898
#1	1550.2	32492.	5708.8
#2	1540.6	32562.	5629.5

Sample Name: ccvl-3903059 Acquired: 5/21/2016 1:09:27 Type: QC
Method: 6500_026(v10) Mode: CONC Corr. Factor: 1.000000
User: kellyca Custom ID1: Custom ID2: Custom ID3:
Comment:

Elem	Ag3280	Al1670	As1890	B_2089	Ba4554	Be3130	Bi2230	Ca3179	Cd2288	Co2286	Cr2055	Cu3247
Units	ppm	ppm	ppm	ppm	ppm	ppm	ppm	ppm	ppm	ppm	ppm	ppm
Avg	**.00984**	**.10803**	**.01212**	**.11192**	**.01004**	**.00086**	**.11298**	**.20605**	**.00548**	**.01076**	**.01053**	**.01290**
Stddev	.00020	.00084	.00654	.00074	.00009	.00001	.00395	.00238	.00042	.00023	.00044	.00051
%RSD	2.0126	.77900	53.974	.66190	.85647	1.7030	3.4926	1.1531	7.6008	2.1143	4.2012	3.9629
#1	.00998	.10862	.00749	.11139	.01010	.00085	.11577	.20773	.00577	.01092	.01084	.01254
#2	.00970	.10743	.01675	.11244	.00998	.00087	.11019	.20437	.00518	.01060	.01021	.01326
Check ?	Chk Pass	Chk Pass	Chk Pass	Chk Pass	Chk Pass	Chk Pass	Chk Pass	Chk Pass	Chk Pass	Chk Pass	Chk Pass	Chk Pass
Value												
Range												

Elem	Fe2599	K_7664	Li6707	Mg2790	Mn2576	Mo2020	Na5895	Ni2316	P_1782	Pb2203	S_1820	Sb2068
Units	ppm	ppm	ppm	ppm	ppm	ppm	ppm	ppm	ppm	ppm	ppm	ppm
Avg	**.10890**	**3.1460**	**.01051**	**.20794**	**.01025**	**.02142**	**1.0525**	**.04132**	**3.0053**	**.00784**	**.00998**	**.02207**
Stddev	.00372	.0250	.00042	.00059	.00008	.00003	.0031	.00033	.0061	.00079	.00192	.00263
%RSD	3.4120	.79502	4.0173	.28145	.80987	.16293	.29371	.78998	.20343	10.123	19.210	11.932
#1	.11153	3.1284	.01021	.20836	.01019	.02144	1.0503	.04156	3.0009	.00728	.01134	.02021
#2	.10627	3.1637	.01081	.20753	.01030	.02139	1.0546	.04109	3.0096	.00840	.00863	.02393
Check ?	Chk Pass	Chk Pass	Chk Pass	Chk Pass	Chk Pass	Chk Pass	Chk Pass	Chk Pass	Chk Pass	Chk Pass	None	Chk Pass
Value												
Range												

Elem	Se1960	Si2881	Sn1899	Sr4077	Th2837	Ti3349	Tl1908	U_3701	V_2924	Zn2062	Zr3391
Units	ppm	ppm	ppm	ppm	ppm	ppm	ppm	ppm	ppm	ppm	ppm
Avg	**.01352**	**.50807**	**.10195**	**.00944**	**.01238**	**.00937**	**.01304**	F **.08497**	**.00941**	**.01951**	**.01473**
Stddev	.00139	.01189	.00181	.00006	.00176	.00030	.00145	.00452	.00009	.00049	.00212
%RSD	10.283	2.3399	1.7765	.66018	14.223	3.2126	11.148	5.3214	.99224	2.5115	14.409
#1	.01254	.49966	.10067	.00939	.01363	.00958	.01201	.08817	.00947	.01986	.01323
#2	.01451	.51647	.10323	.00948	.01114	.00916	.01407	.08177	.00934	.01917	.01623
Check ?	Chk Pass	Chk Pass	Chk Pass	Chk Pass	Chk Pass	Chk Pass	Chk Pass	Chk Fail	Chk Pass	Chk Pass	Chk Pass
Value								.06000			
Range								30.000%			

Int. Std.	Y_2243	Y_3600	Y_3774
Units	Cts/S	Cts/S	Cts/S
Avg	**1553.6**	**32818.**	**5701.2**
Stddev	.2	34.	1.8
%RSD	.00976	.10456	.03201
#1	1553.7	32793.	5699.9
#2	1553.4	32842.	5702.5

Sample Name: 280-83263-A-2-A Acquired: 5/21/2016 1:12:13 Type: Unk
Method: 6500_026(v10) Mode: CONC Corr. Factor: 1.000000
User: kellyca Custom ID1: Custom ID2: Custom ID3:
Comment: 325962 6010C Q4

Elem	Ag3280	Al1670	As1890	B_2089	Ba4554	Be3130	Bi2230	Ca3179	Cd2288
Line	328.068 {103}	167.079 {502}	189.042 {478}	208.959 {461}	455.403 { 74}	313.042 {108}	223.061 {451}	317.933 {106}	228.802 {447}
Units	ppm	ppm	ppm	ppm	ppm	ppm	ppm	ppm	ppm
Avg	**.00008**	**.37129**	**-.00249**	**.16454**	**.10434**	**-.00018**	**-.00116**	**308.01**	**.00043**
Stddev	.00011	.00362	.00868	.00084	.00030	.00012	.00230	.02	.00003
%RSD	140.99	.97431	348.98	.50996	.29012	64.589	198.39	.00646	7.4344
#1	.00000	.37385	-.00862	.16395	.10413	-.00010	.00047	308.02	.00046
#2	.00016	.36873	.00365	.16514	.10455	-.00026	-.00279	307.99	.00041
Check ?	Chk Pass	Chk Pass	Chk Pass	Chk Pass	Chk Pass	Chk Pass	Chk Pass	Chk Pass	Chk Pass
High Limit									
Low Limit									

Elem	Co2286	Cr2055	Cu3247	Fe2599	K_7664	Li6707	Mg2790	Mn2576	Mo2020
Line	228.616 {447}	205.560 {464}	324.754 {104}	259.940 {130}	766.490 { 44}	670.784 { 50}	279.079 {121}2	257.610 {131}	202.030 {467}
Units	ppm	ppm	ppm	ppm	ppm	ppm	ppm	ppm	ppm
Avg	**.00041**	W **.18932**	**.00010**	**.49230**	**7.6979**	**.03999**	**60.630**	**.21092**	**.00037**
Stddev	.00026	.00133	.00007	.00259	.0445	.00005	.038	.00011	.00007
%RSD	63.444	.70351	67.495	.52559	.57803	.11881	.06286	.05200	19.331
#1	.00059	.19026	.00015	.49047	7.6664	.04002	60.603	.21100	.00032
#2	.00022	.18838	.00005	.49413	7.7294	.03996	60.657	.21084	.00042
Check ?	Chk Pass	Chk Warn	Chk Pass	Chk Pass	Chk Pass	Chk Pass	Chk Pass	Chk Pass	Chk Pass
High Limit		.10000							
Low Limit		-.01000							

Elem	Na8183	Ni2316	P_1782	Pb2203	S_1820	Sb2068	Se1960	Si2881	Sn1899
Line	818.326 { 41}	231.604 {446}	178.284 {489}	220.353 {453}	182.034 {485}	206.833 {463}	196.090 {472}	288.158 {117}	189.989 {477}
Units	ppm	ppm	ppm	ppm	ppm	ppm	ppm	ppm	ppm
Avg	**113.15**	**.02043**	**.01412**	W **-.00377**	**101.87**	**.00177**	**-.00096**	**18.099**	**.00117**
Stddev	.04	.00058	.00129	.00278	.11	.00221	.00431	.044	.00191
%RSD	.03570	2.8526	9.1361	73.945	.10786	124.40	447.96	.24286	163.16
#1	113.13	.02002	.01321	-.00573	101.95	.00333	.00208	18.130	.00253
#2	113.18	.02084	.01503	-.00180	101.80	.00021	-.00401	18.068	-.00018
Check ?	Chk Pass	Chk Pass	Chk Pass	Chk Warn	Chk Pass	Chk Pass	Chk Pass	Chk Pass	Chk Pass
High Limit				10.000					
Low Limit				-.00300					

Elem	Sr4077	Th2837	Ti3349	Tl1908	U_3701	V_2924	Zn2062	Zr3391
Line	407.771 { 83}	283.730 {119}	334.904 {101}	190.856 {477}	370.152 { 91}	292.402 {115}	206.200 {163}	339.198 { 99}
Units	ppm	ppm	ppm	ppm	ppm	ppm	ppm	ppm
Avg	**2.0503**	**-.00579**	**.01159**	**-.00030**	**.00883**	**.00384**	**.00094**	**.00093**
Stddev	.0012	.00212	.00015	.00101	.00753	.00100	.00112	.00086
%RSD	.05742	36.566	1.3118	335.22	85.197	26.134	118.78	92.533
#1	2.0511	-.00429	.01169	.00041	.00351	.00313	.00173	.00032
#2	2.0494	-.00728	.01148	-.00101	.01416	.00455	.00015	.00155
Check ?	Chk Pass	Chk Pass	Chk Pass	Chk Pass	Chk Pass	Chk Pass	Chk Pass	Chk Pass
High Limit								
Low Limit								

Int. Std.	Y_2243	Y_3600	Y_3774
Line	224.306 {450}	360.073 { 94}	377.433 { 89}
Units	Cts/S	Cts/S	Cts/S
Avg	**1405.2**	**29690.**	**5666.4**
Stddev	2.3	60.	28.4
%RSD	.16610	.20330	.50166
#1	1403.6	29648.	5646.3
#2	1406.9	29733.	5686.5

Sample Name: 280-83263-A-3-A Acquired: 5/21/2016 1:14:56 Type: Unk
Method: 6500_026(v10) Mode: CONC Corr. Factor: 1.000000
User: kellyca Custom ID1: Custom ID2: Custom ID3:
Comment: 325962 6010C Q4

Elem	Ag3280	Al1670	As1890	B_2089	Ba4554	Be3130	Bi2230	Ca3179	Cd2288
Line	328.068 {103}	167.079 {502}	189.042 {478}	208.959 {461}	455.403 { 74}	313.042 {108}	223.061 {451}	317.933 {106}	228.802 {447}
Units	ppm	ppm	ppm	ppm	ppm	ppm	ppm	ppm	ppm
Avg	**.00054**	**.10660**	**-.00586**	**.10288**	**.10920**	**-.00015**	**-.00449**	**256.52**	**.00038**
Stddev	.00028	.00092	.00284	.00186	.00055	.00001	.00144	.98	.00030
%RSD	52.099	.86424	48.419	1.8109	.50154	4.4329	32.022	.38068	80.153
#1	.00034	.10595	-.00786	.10156	.10882	-.00014	-.00347	255.83	.00016
#2	.00073	.10725	-.00385	.10420	.10959	-.00015	-.00551	257.21	.00059
Check ?	Chk Pass	Chk Pass	Chk Pass	Chk Pass	Chk Pass	Chk Pass	Chk Pass	Chk Pass	Chk Pass
High Limit									
Low Limit									

Elem	Co2286	Cr2055	Cu3247	Fe2599	K_7664	Li6707	Mg2790	Mn2576	Mo2020
Line	228.616 {447}	205.560 {464}	324.754 {104}	259.940 {130}	766.490 { 44}	670.784 { 50}	279.079 {121}2	257.610 {131}	202.030 {467}
Units	ppm	ppm	ppm	ppm	ppm	ppm	ppm	ppm	ppm
Avg	**-.00006**	**.07196**	**.00022**	**.15052**	**8.3944**	**.09627**	**53.766**	**.16666**	**.00074**
Stddev	.00003	.00015	.00040	.00254	.0250	.00062	.192	.00021	.00000
%RSD	39.537	.21354	185.64	1.6886	.29743	.64891	.35650	.12741	.44778
#1	-.00005	.07185	-.00007	.15232	8.3767	.09582	53.631	.16681	.00074
#2	-.00008	.07207	.00050	.14872	8.4120	.09671	53.902	.16651	.00074
Check ?	Chk Pass	Chk Pass	Chk Pass	Chk Pass	Chk Pass	Chk Pass	Chk Pass	Chk Pass	Chk Pass
High Limit									
Low Limit									

Elem	Na8183	Ni2316	P_1782	Pb2203	S_1820	Sb2068	Se1960	Si2881	Sn1899
Line	818.326 { 41}	231.604 {446}	178.284 {489}	220.353 {453}	182.034 {485}	206.833 {463}	196.090 {472}	288.158 {117}	189.989 {477}
Units	ppm	ppm	ppm	ppm	ppm	ppm	ppm	ppm	ppm
Avg	**80.017**	**.01841**	**.01011**	W **-.00389**	**58.319**	**-.00212**	**.00316**	**29.122**	**.00317**
Stddev	.456	.00025	.00006	.00403	.173	.00290	.00013	.141	.00068
%RSD	.57032	1.3848	.63168	103.76	.29586	136.80	3.9913	.48527	21.325
#1	79.695	.01823	.01015	-.00674	58.197	-.00417	.00307	29.022	.00365
#2	80.340	.01859	.01006	-.00104	58.441	-.00007	.00325	29.222	.00269
Check ?	Chk Pass	Chk Pass	Chk Pass	Chk Warn	Chk Pass	Chk Pass	Chk Pass	Chk Pass	Chk Pass
High Limit				10.000					
Low Limit				-.00300					

Elem	Sr4077	Th2837	Ti3349	Tl1908	U_3701	V_2924	Zn2062	Zr3391
Line	407.771 { 83}	283.730 {119}	334.904 {101}	190.856 {477}	370.152 { 91}	292.402 {115}	206.200 {163}	339.198 { 99}
Units	ppm	ppm	ppm	ppm	ppm	ppm	ppm	ppm
Avg	**2.7782**	**-.00467**	**.00365**	**-.00224**	**.01032**	**.00594**	**.00298**	**.00049**
Stddev	.0096	.00070	.00002	.00287	.02624	.00016	.00038	.00131
%RSD	.34457	14.926	.56315	127.98	254.29	2.7090	12.638	269.11
#1	2.7715	-.00516	.00364	-.00021	-.00824	.00605	.00324	.00141
#2	2.7850	-.00418	.00367	-.00427	.02888	.00582	.00271	-.00044
Check ?	Chk Pass	Chk Pass	Chk Pass	Chk Pass	Chk Pass	Chk Pass	Chk Pass	Chk Pass
High Limit								
Low Limit								

Int. Std.	Y_2243	Y_3600	Y_3774
Line	224.306 {450}	360.073 { 94}	377.433 { 89}
Units	Cts/S	Cts/S	Cts/S
Avg	**1426.6**	**30116.**	**5603.7**
Stddev	1.9	31.	11.2
%RSD	.13582	.10458	.19992
#1	1428.0	30094.	5611.6
#2	1425.3	30138.	5595.7

Sample Name: 280-83263-A-4-A Acquired: 5/21/2016 1:17:39 Type: Unk
Method: 6500_026(v10) Mode: CONC Corr. Factor: 1.000000
User: kellyca Custom ID1: Custom ID2: Custom ID3:
Comment: 325962 6010C Q4

Elem	Ag3280	Al1670	As1890	B_2089	Ba4554	Be3130	Bi2230	Ca3179	Cd2288
Line	328.068 {103}	167.079 {502}	189.042 {478}	208.959 {461}	455.403 { 74}	313.042 {108}	223.061 {451}	317.933 {106}	228.802 {447}
Units	ppm	ppm	ppm	ppm	ppm	ppm	ppm	ppm	ppm
Avg	**.00022**	**.03314**	**-.00433**	**.08221**	**.09919**	**-.00015**	**-.00320**	**221.61**	**.00062**
Stddev	.00011	.00028	.00092	.00059	.00012	.00004	.00094	1.33	.00021
%RSD	51.247	.85253	21.125	.71492	.11735	27.003	29.397	.60159	33.642
#1	.00014	.03294	-.00369	.08263	.09911	-.00017	-.00253	220.67	.00047
#2	.00031	.03334	-.00498	.08180	.09927	-.00012	-.00386	222.55	.00077
Check ?	Chk Pass	Chk Pass	Chk Pass	Chk Pass	Chk Pass	Chk Pass	Chk Pass	Chk Pass	Chk Pass
High Limit									
Low Limit									

Elem	Co2286	Cr2055	Cu3247	Fe2599	K_7664	Li6707	Mg2790	Mn2576	Mo2020
Line	228.616 {447}	205.560 {464}	324.754 {104}	259.940 {130}	766.490 { 44}	670.784 { 50}	279.079 {121}2	257.610 {131}	202.030 {467}
Units	ppm	ppm	ppm	ppm	ppm	ppm	ppm	ppm	ppm
Avg	**-.00030**	**.01626**	**-.00037**	**.08427**	**8.1648**	**.07668**	**42.720**	**.11711**	**.00013**
Stddev	.00012	.00024	.00013	.00105	.0692	.00175	.309	.00067	.00069
%RSD	39.378	1.5008	33.786	1.2432	.84689	2.2809	.72264	.56975	550.10
#1	-.00038	.01609	-.00046	.08353	8.1160	.07544	42.501	.11664	.00061
#2	-.00021	.01643	-.00028	.08501	8.2137	.07791	42.938	.11758	-.00036
Check ?	Chk Pass	Chk Pass	Chk Pass	Chk Pass	Chk Pass	Chk Pass	Chk Pass	Chk Pass	Chk Pass
High Limit									
Low Limit									

Elem	Na8183	Ni2316	P_1782	Pb2203	S_1820	Sb2068	Se1960	Si2881	Sn1899
Line	818.326 { 41}	231.604 {446}	178.284 {489}	220.353 {453}	182.034 {485}	206.833 {463}	196.090 {472}	288.158 {117}	189.989 {477}
Units	ppm	ppm	ppm	ppm	ppm	ppm	ppm	ppm	ppm
Avg	**73.062**	**.01381**	**.00431**	**-.00179**	**37.476**	**-.00151**	**.00127**	**34.371**	**-.00031**
Stddev	.080	.00012	.00115	.00106	.001	.00087	.00035	.273	.00241
%RSD	.10902	.83871	26.682	59.219	.00209	57.951	27.340	.79300	770.17
#1	73.006	.01390	.00350	-.00255	37.475	-.00213	.00102	34.178	.00139
#2	73.119	.01373	.00513	-.00104	37.476	-.00089	.00151	34.564	-.00202
Check ?	Chk Pass	Chk Pass	Chk Pass	Chk Pass	Chk Pass	Chk Pass	Chk Pass	Chk Pass	Chk Pass
High Limit									
Low Limit									

Elem	Sr4077	Th2837	Ti3349	Tl1908	U_3701	V_2924	Zn2062	Zr3391
Line	407.771 { 83}	283.730 {119}	334.904 {101}	190.856 {477}	370.152 { 91}	292.402 {115}	206.200 {163}	339.198 { 99}
Units	ppm	ppm	ppm	ppm	ppm	ppm	ppm	ppm
Avg	**2.3418**	**-.00440**	**.00144**	**-.00149**	**.01369**	**.00689**	**.00104**	**.00009**
Stddev	.0156	.00139	.00000	.00029	.01704	.00059	.00077	.00025
%RSD	.66621	31.511	.29908	19.197	124.40	8.6200	74.445	281.69
#1	2.3308	-.00538	.00144	-.00129	.00165	.00731	.00158	-.00009
#2	2.3528	-.00342	.00144	-.00169	.02574	.00647	.00049	.00027
Check ?	Chk Pass	Chk Pass	Chk Pass	Chk Pass	Chk Pass	Chk Pass	Chk Pass	Chk Pass
High Limit								
Low Limit								

Int. Std.	Y_2243	Y_3600	Y_3774
Line	224.306 {450}	360.073 { 94}	377.433 { 89}
Units	Cts/S	Cts/S	Cts/S
Avg	**1447.9**	**30453.**	**5657.6**
Stddev	1.1	43.	24.0
%RSD	.07673	.14068	.42500
#1	1447.1	30483.	5674.6
#2	1448.7	30422.	5640.6

Sample Name: 280-83263-A-5-A Acquired: 5/21/2016 1:20:22 Type: Unk
Method: 6500_026(v10) Mode: CONC Corr. Factor: 1.000000
User: kellyca Custom ID1: Custom ID2: Custom ID3:
Comment: 325962 6010C Q4

Elem	Ag3280	Al1670	As1890	B_2089	Ba4554	Be3130	Bi2230	Ca3179	Cd2288
Line	328.068 {103}	167.079 {502}	189.042 {478}	208.959 {461}	455.403 { 74}	313.042 {108}	223.061 {451}	317.933 {106}	228.802 {447}
Units	ppm	ppm	ppm	ppm	ppm	ppm	ppm	ppm	ppm
Avg	**.00061**	**.14488**	**-.00064**	**.10045**	**.14177**	**-.00017**	**-.00299**	**256.15**	**.00008**
Stddev	.00006	.00025	.01219	.00137	.00028	.00007	.00200	1.76	.00004
%RSD	10.258	.17045	1900.8	1.3594	.20006	39.258	66.989	.68593	57.724
#1	.00066	.14506	-.00926	.10142	.14157	-.00022	-.00157	254.91	.00011
#2	.00057	.14471	.00798	.09949	.14197	-.00013	-.00440	257.39	.00004
Check ?	Chk Pass	Chk Pass	Chk Pass	Chk Pass	Chk Pass	Chk Pass	Chk Pass	Chk Pass	Chk Pass
High Limit									
Low Limit									

Elem	Co2286	Cr2055	Cu3247	Fe2599	K_7664	Li6707	Mg2790	Mn2576	Mo2020
Line	228.616 {447}	205.560 {464}	324.754 {104}	259.940 {130}	766.490 { 44}	670.784 { 50}	279.079 {121}2	257.610 {131}	202.030 {467}
Units	ppm	ppm	ppm	ppm	ppm	ppm	ppm	ppm	ppm
Avg	**.00007**	**.00483**	**-.00007**	**.19676**	**6.8606**	**.04203**	**49.761**	**.05700**	**-.00044**
Stddev	.00053	.00046	.00008	.00640	.0025	.00067	.159	.00032	.00054
%RSD	769.90	9.4713	125.24	3.2519	.03692	1.5824	.32011	.56300	123.24
#1	.00044	.00515	-.00012	.19224	6.8588	.04250	49.874	.05723	-.00006
#2	-.00031	.00450	-.00001	.20129	6.8624	.04156	49.648	.05677	-.00083
Check ?	Chk Pass	Chk Pass	Chk Pass	Chk Pass	Chk Pass	Chk Pass	Chk Pass	Chk Pass	Chk Pass
High Limit									
Low Limit									

Elem	Na8183	Ni2316	P_1782	Pb2203	S_1820	Sb2068	Se1960	Si2881	Sn1899
Line	818.326 { 41}	231.604 {446}	178.284 {489}	220.353 {453}	182.034 {485}	206.833 {463}	196.090 {472}	288.158 {117}	189.989 {477}
Units	ppm	ppm	ppm	ppm	ppm	ppm	ppm	ppm	ppm
Avg	**105.60**	**.00570**	**.01901**	W **-.00325**	**41.008**	**.00025**	**-.00373**	**19.909**	**.00107**
Stddev	.63	.00024	.00338	.00101	.079	.00330	.00158	.094	.00101
%RSD	.60005	4.1680	17.776	31.003	.19197	1335.6	42.467	.47312	94.700
#1	105.15	.00553	.01662	-.00397	41.064	-.00208	-.00485	19.843	.00035
#2	106.05	.00587	.02140	-.00254	40.953	.00258	-.00261	19.976	.00179
Check ?	Chk Pass	Chk Pass	Chk Pass	Chk Warn	Chk Pass	Chk Pass	Chk Pass	Chk Pass	Chk Pass
High Limit				10.000					
Low Limit				-.00300					

Elem	Sr4077	Th2837	Ti3349	Tl1908	U_3701	V_2924	Zn2062	Zr3391
Line	407.771 { 83}	283.730 {119}	334.904 {101}	190.856 {477}	370.152 { 91}	292.402 {115}	206.200 {163}	339.198 { 99}
Units	ppm	ppm	ppm	ppm	ppm	ppm	ppm	ppm
Avg	**1.6619**	**-.00610**	**.00535**	**-.00342**	**.03544**	**.00549**	**.00178**	**.00047**
Stddev	.0009	.00057	.00015	.00041	.00302	.00036	.00145	.00100
%RSD	.05638	9.3629	2.8509	11.908	8.5192	6.5204	81.656	211.09
#1	1.6626	-.00569	.00524	-.00313	.03330	.00524	.00075	.00118
#2	1.6613	-.00650	.00545	-.00370	.03757	.00574	.00281	-.00023
Check ?	Chk Pass	Chk Pass	Chk Pass	Chk Pass	Chk Pass	Chk Pass	Chk Pass	Chk Pass
High Limit								
Low Limit								

Int. Std.	Y_2243	Y_3600	Y_3774
Line	224.306 {450}	360.073 { 94}	377.433 { 89}
Units	Cts/S	Cts/S	Cts/S
Avg	**1426.8**	**30213.**	**5562.9**
Stddev	1.2	107.	33.0
%RSD	.08529	.35289	.59243
#1	1427.7	30137.	5586.2
#2	1426.0	30288.	5539.6

Sample Name: 280-83263-A-6-A Acquired: 5/21/2016 1:23:05 Type: Unk
Method: 6500_026(v10) Mode: CONC Corr. Factor: 1.000000
User: kellyca Custom ID1: Custom ID2: Custom ID3:
Comment: 325962 6010C Q4

Elem	Ag3280	Al1670	As1890	B_2089	Ba4554	Be3130	Bi2230	Ca3179	Cd2288
Line	328.068 {103}	167.079 {502}	189.042 {478}	208.959 {461}	455.403 { 74}	313.042 {108}	223.061 {451}	317.933 {106}	228.802 {447}
Units	ppm	ppm	ppm	ppm	ppm	ppm	ppm	ppm	ppm
Avg	**-.00015**	**.07384**	**-.00752**	**.07592**	**.12820**	**-.00011**	**-.00481**	**250.01**	**.00033**
Stddev	.00005	.00161	.00498	.00177	.00055	.00014	.00814	.78	.00010
%RSD	29.781	2.1765	66.206	2.3338	.42878	130.78	169.22	.31222	28.963
#1	-.00012	.07270	-.01104	.07717	.12781	-.00021	-.01057	249.46	.00026
#2	-.00019	.07498	-.00400	.07466	.12859	-.00001	.00095	250.57	.00040
Check ?	Chk Pass	Chk Pass	Chk Pass	Chk Pass	Chk Pass	Chk Pass	Chk Pass	Chk Pass	Chk Pass
High Limit									
Low Limit									

Elem	Co2286	Cr2055	Cu3247	Fe2599	K_7664	Li6707	Mg2790	Mn2576	Mo2020
Line	228.616 {447}	205.560 {464}	324.754 {104}	259.940 {130}	766.490 { 44}	670.784 { 50}	279.079 {121}2	257.610 {131}	202.030 {467}
Units	ppm	ppm	ppm	ppm	ppm	ppm	ppm	ppm	ppm
Avg	**-.00025**	**.00576**	**-.00032**	**.09031**	**6.5909**	**.05594**	**49.503**	**.00910**	**-.00041**
Stddev	.00021	.00002	.00035	.00189	.0022	.00066	.114	.00003	.00034
%RSD	83.556	.28199	110.88	2.0892	.03287	1.1767	.22965	.38310	84.639
#1	-.00010	.00575	-.00057	.08897	6.5925	.05641	49.423	.00908	-.00016
#2	-.00039	.00577	-.00007	.09164	6.5894	.05548	49.584	.00913	-.00065
Check ?	Chk Pass	Chk Pass	Chk Pass	Chk Pass	Chk Pass	Chk Pass	Chk Pass	Chk Pass	Chk Pass
High Limit									
Low Limit									

Elem	Na8183	Ni2316	P_1782	Pb2203	S_1820	Sb2068	Se1960	Si2881	Sn1899
Line	818.326 { 41}	231.604 {446}	178.284 {489}	220.353 {453}	182.034 {485}	206.833 {463}	196.090 {472}	288.158 {117}	189.989 {477}
Units	ppm	ppm	ppm	ppm	ppm	ppm	ppm	ppm	ppm
Avg	**80.360**	**.00206**	**.01503**	W **-.00320**	**38.756**	**.00032**	W **-.00522**	**22.912**	**.00221**
Stddev	.458	.00012	.00020	.00202	.291	.00061	.00436	.134	.00093
%RSD	.57036	5.8316	1.3628	63.267	.74963	193.17	83.601	.58605	42.166
#1	80.036	.00214	.01489	-.00177	38.961	-.00012	-.00830	22.817	.00287
#2	80.684	.00197	.01518	-.00463	38.551	.00075	-.00213	23.007	.00155
Check ?	Chk Pass	Chk Pass	Chk Pass	Chk Warn	Chk Pass	Chk Pass	Chk Warn	Chk Pass	Chk Pass
High Limit				10.000			5.0000		
Low Limit				-.00300			-.00500		

Elem	Sr4077	Th2837	Ti3349	Tl1908	U_3701	V_2924	Zn2062	Zr3391
Line	407.771 { 83}	283.730 {119}	334.904 {101}	190.856 {477}	370.152 { 91}	292.402 {115}	206.200 {163}	339.198 { 99}
Units	ppm	ppm	ppm	ppm	ppm	ppm	ppm	ppm
Avg	**1.7820**	**-.00482**	**.00325**	**-.00148**	**.00014**	**.00484**	**-.00046**	**.00196**
Stddev	.0071	.00334	.00012	.00354	.00995	.00037	.00102	.00040
%RSD	.39654	69.157	3.7795	239.17	7071.0	7.6227	222.58	20.267
#1	1.7770	-.00246	.00316	-.00398	.00718	.00511	-.00118	.00224
#2	1.7870	-.00718	.00333	.00102	-.00690	.00458	.00026	.00168
Check ?	Chk Pass	Chk Pass	Chk Pass	Chk Pass	Chk Pass	Chk Pass	Chk Pass	Chk Pass
High Limit								
Low Limit								

Int. Std.	Y_2243	Y_3600	Y_3774
Line	224.306 {450}	360.073 { 94}	377.433 { 89}
Units	Cts/S	Cts/S	Cts/S
Avg	**1436.0**	**30324.**	**5678.7**
Stddev	2.1	4.	.2
%RSD	.14452	.01433	.00435
#1	1434.6	30327.	5678.5
#2	1437.5	30321.	5678.9

Sample Name: ccvh-3900196 Acquired: 5/21/2016 1:25:49 Type: QC
Method: 6500_026(v10) Mode: CONC Corr. Factor: 1.000000
User: kellyca Custom ID1: Custom ID2: Custom ID3:
Comment:

Elem	Ag3280	Al3092	As1890	B_2089	Ba4554	Be3130	Bi2230	Ca3179	Cd2288	Co2286	Cr2055	Cu3247	Fe2714
Units	ppm	ppm	ppm	ppm	ppm	ppm	ppm	ppm	ppm	ppm	ppm	ppm	ppm
Avg	**-.00372**	**45.599**	**-.00239**	**.00273**	**.00013**	**-.00040**	**1.0696**	**-.02258**	**-.00065**	**.00306**	**-.00048**	**.00356**	**46.233**
Stddev	.00010	.265	.00859	.00079	.00002	.00005	.0028	.00591	.00006	.00045	.00029	.00022	.474
%RSD	2.7532	.58181	359.58	28.997	17.155	12.444	.26342	26.179	9.3110	14.550	60.455	6.1963	1.0262
#1	-.00379	45.411	-.00846	.00329	.00015	-.00044	1.0716	-.01840	-.00060	.00275	-.00028	.00340	45.897
#2	-.00364	45.787	.00368	.00217	.00011	-.00037	1.0676	-.02676	-.00069	.00338	-.00069	.00371	46.568
Check ?	None	Chk Pass	None	None	None	None	Chk Pass	None	None	None	None	None	Chk Pass
Value													
Range													

Elem	K_7664	Li6707	Mg2790	Mn2576	Mo2020	Na8183	Ni2316	P_1782	Pb2203	S_1820	Sb2068	Se1960	Si2881
Units	ppm	ppm	ppm	ppm	ppm	ppm	ppm	ppm	ppm	ppm	ppm	ppm	ppm
Avg	**.06869**	**-.00040**	**.15057**	**-.00086**	**-.00238**	**249.94**	**-.00083**	**.00172**	**.00040**	**5.0752**	**-.00218**	**.00831**	**-.00969**
Stddev	.04600	.00092	.00297	.00001	.00062	1.36	.00080	.00026	.00235	.0031	.00182	.00099	.00517
%RSD	66.964	226.75	1.9739	.92588	26.010	.54594	96.417	15.154	592.32	.06057	83.419	11.858	53.330
#1	.03616	.00024	.15267	-.00085	-.00194	248.98	-.00026	.00153	-.00127	5.0730	-.00089	.00900	-.01335
#2	.10121	-.00105	.14846	-.00086	-.00282	250.91	-.00140	.00190	.00206	5.0773	-.00347	.00761	-.00604
Check ?	None	None	None	None	None	Chk Pass	None	None	None	Chk Pass	None	None	None
Value													
Range													

Elem	Sn1899	Sr4077	Th2837	Ti3349	Tl1908	U_3701	V_2924	Zn2062	Zr3391
Units	ppm	ppm	ppm	ppm	ppm	ppm	ppm	ppm	ppm
Avg	**.00191**	**.00050**	**4.8747**	**.02690**	**-.00474**	**9.9539**	**-.01669**	**-.00343**	**-.02689**
Stddev	.00030	.00009	.0052	.00025	.00037	.0121	.00013	.00069	.00301
%RSD	15.832	17.736	.10581	.92538	7.8915	.12182	.76849	20.119	11.206
#1	.00170	.00056	4.8783	.02707	-.00448	9.9625	-.01660	-.00392	-.02902
#2	.00212	.00044	4.8710	.02672	-.00501	9.9454	-.01678	-.00294	-.02475
Check ?	None	None	Chk Pass	None	None	Chk Pass	None	None	None
Value									
Range									

Int. Std.	Y_2243	Y_3600	Y_3774
Units	Cts/S	Cts/S	Cts/S
Avg	**1491.4**	**30945.**	**5652.3**
Stddev	1.4	15.	83.9
%RSD	.09579	.04989	1.4844
#1	1490.4	30934.	5711.6
#2	1492.5	30956.	5592.9

Sample Name: ccv-3900195 Acquired: 5/21/2016 1:28:38 Type: QC
Method: 6500_026(v10) Mode: CONC Corr. Factor: 1.000000
User: kellyca Custom ID1: Custom ID2: Custom ID3:
Comment:

Elem	Ag3280	Al1670	As1890	B_2089	Ba4554	Be3130	Bi2230	Ca3179	Cd2288	Co2286	Cr2055	Cu3247	Fe2599
Units	ppm	ppm	ppm	ppm	ppm	ppm	ppm	ppm	ppm	ppm	ppm	ppm	ppm
Avg	**.48042**	**.52262**	**1.0173**	**.54940**	**.49462**	**.51317**	**-.00061**	**5.0594**	**.53957**	**.53547**	**.52543**	**.48503**	**2.5016**
Stddev	.00202	.00195	.0010	.00026	.00100	.00179	.00082	.0368	.00054	.00047	.00013	.00006	.0177
%RSD	.41950	.37232	.09794	.04673	.20229	.34931	134.19	.72804	.10078	.08690	.02465	.01167	.70780
#1	.48185	.52399	1.0180	.54922	.49391	.51190	-.00003	5.0334	.53996	.53580	.52552	.48499	2.4891
#2	.47900	.52124	1.0165	.54958	.49533	.51444	-.00119	5.0855	.53919	.53514	.52534	.48507	2.5142
Check ?	Chk Pass	Chk Pass	Chk Pass	Chk Pass	Chk Pass	Chk Pass	None	Chk Pass	Chk Pass	Chk Pass	Chk Pass	Chk Pass	Chk Pass
Value													
Range													

Elem	K_7664	Li6707	Mg2790	Mn2576	Mo2020	Na5895	Ni2316	P_1782	Pb2203	S_1820	Sb2068	Se1960	Si2881
Units	ppm	ppm	ppm	ppm	ppm	ppm	ppm	ppm	ppm	ppm	ppm	ppm	ppm
Avg	**51.169**	**1.0617**	**19.387**	**.49844**	**.53639**	**5.2321**	**.51040**	**1.0175**	**1.0592**	**.00767**	**1.0283**	**.99202**	**5.0463**
Stddev	.262	.0024	.025	.00189	.00063	.0122	.00027	.0071	.0029	.00343	.0079	.00781	.0045
%RSD	.51259	.22736	.12715	.37870	.11757	.23309	.05340	.69683	.27375	44.651	.76861	.78728	.08848
#1	50.983	1.0600	19.370	.49711	.53594	5.2408	.51059	1.0125	1.0571	.00525	1.0227	.98650	5.0432
#2	51.354	1.0634	19.405	.49978	.53684	5.2235	.51021	1.0225	1.0612	.01009	1.0339	.99754	5.0495
Check ?	Chk Pass	Chk Pass	Chk Pass	Chk Pass	Chk Pass	Chk Pass	Chk Pass	Chk Pass	Chk Pass	None	Chk Pass	Chk Pass	Chk Pass
Value													
Range													

Elem	Sn1899	Sr4077	Th2837	Ti3349	Tl1908	U_3701	V_2924	Zn2062	Zr3391
Units	ppm	ppm	ppm	ppm	ppm	ppm	ppm	ppm	ppm
Avg	**.99833**	**.46603**	**.00382**	**.45610**	**1.0248**	**.01478**	**.46458**	**.50169**	**.49790**
Stddev	.00073	.00170	.00029	.00132	.0011	.00266	.00118	.00096	.00052
%RSD	.07329	.36557	7.4876	.29035	.10402	18.028	.25431	.19149	.10511
#1	.99885	.46482	.00402	.45704	1.0241	.01666	.46542	.50237	.49753
#2	.99781	.46723	.00362	.45516	1.0256	.01290	.46375	.50101	.49827
Check ?	Chk Pass	Chk Pass	None	Chk Pass	Chk Pass	None	Chk Pass	Chk Pass	Chk Pass
Value									
Range									

Int. Std.	Y_2243	Y_3600	Y_3774
Units	Cts/S	Cts/S	Cts/S
Avg	**1518.4**	**31958.**	**5664.4**
Stddev	.9	14.	55.1
%RSD	.05610	.04233	.97194
#1	1519.0	31948.	5703.3
#2	1517.8	31967.	5625.4

Sample Name: ccb Acquired: 5/21/2016 1:31:15 Type: QC
Method: 6500_026(v10) Mode: CONC Corr. Factor: 1.000000
User: kellyca Custom ID1: Custom ID2: Custom ID3:
Comment:

Elem	Ag3280	Al1670	As1890	B_2089	Ba4554	Be3130	Bi2230	Ca3179	Cd2288	Co2286	Cr2055
Units	ppm	ppm	ppm	ppm	ppm	ppm	ppm	ppm	ppm	ppm	ppm
Avg	**.00090**	**-.00140**	**-.00144**	W **.00166**	**.00005**	**-.00013**	**-.00289**	**.00037**	**-.00009**	**-.00036**	**-.00013**
Stddev	.00056	.00186	.00140	.00062	.00021	.00000	.00006	.00045	.00021	.00004	.00007
%RSD	62.752	132.29	96.822	37.333	399.96	3.7687	2.0904	123.45	237.24	11.400	55.496
#1	.00130	-.00009	-.00046	.00210	.00020	-.00013	-.00293	.00005	.00006	-.00039	-.00018
#2	.00050	-.00272	-.00243	.00122	-.00009	-.00012	-.00284	.00069	-.00024	-.00034	-.00008
Check ?	Chk Pass	Chk Pass	Chk Pass	Chk Warn	Chk Pass	Chk Pass	None	Chk Pass	Chk Pass	Chk Pass	Chk Pass
High Limit				.00156							
Low Limit				-.00156							

Elem	Cu3247	Fe2599	K_7664	Li6707	Mg2790	Mn2576	Mo2020	Na5895	Ni2316	P_1782	Pb2203
Units	ppm	ppm	ppm	ppm	ppm	ppm	ppm	ppm	ppm	ppm	ppm
Avg	W **-.00206**	**.00074**	**.08713**	**-.00002**	**.00804**	**-.00003**	**.00077**	**.02605**	**.00002**	**.00044**	**.00011**
Stddev	.00019	.00054	.03016	.00018	.00091	.00003	.00012	.00718	.00056	.00044	.00080
%RSD	9.2268	73.262	34.609	918.67	11.341	94.282	15.774	27.556	2372.3	98.210	753.32
#1	-.00219	.00112	.10845	.00011	.00869	-.00001	.00085	.03113	-.00037	.00014	.00068
#2	-.00192	.00035	.06581	-.00015	.00740	-.00005	.00068	.02098	.00042	.00075	-.00046
Check ?	Chk Warn	Chk Pass	Chk Pass	Chk Pass	Chk Pass	Chk Pass	Chk Pass	Chk Pass	Chk Pass	Chk Pass	Chk Pass
High Limit	.00136										
Low Limit	-.00136										

Elem	S_1820	Sb2068	Se1960	Si2881	Sn1899	Sr4077	Th2837	Ti3349	Tl1908	U_3701	V_2924
Units	ppm	ppm	ppm	ppm	ppm	ppm	ppm	ppm	ppm	ppm	ppm
Avg	**.00593**	**.00268**	**-.00087**	**.00243**	**.00090**	**.00013**	**-.00188**	**.00031**	**-.00325**	**.02223**	**.00012**
Stddev	.00109	.00001	.00628	.00322	.00216	.00003	.00071	.00022	.00158	.00365	.00028
%RSD	18.369	.51214	723.82	132.37	240.14	24.657	37.754	70.091	48.773	16.403	228.53
#1	.00516	.00269	-.00531	.00471	.00243	.00011	-.00238	.00016	-.00213	.01965	.00032
#2	.00670	.00267	.00357	.00016	-.00063	.00016	-.00138	.00046	-.00437	.02480	-.00007
Check ?	None	Chk Pass	Chk Pass	Chk Pass	Chk Pass	Chk Pass	Chk Pass	Chk Pass	Chk Pass	Chk Pass	Chk Pass
High Limit											
Low Limit											

Elem	Zn2062	Zr3391
Units	ppm	ppm
Avg	**-.00028**	**.00072**
Stddev	.00036	.00157
%RSD	128.52	217.48
#1	-.00053	-.00039
#2	-.00003	.00184
Check ?	Chk Pass	Chk Pass
High Limit		
Low Limit		

Int. Std.	Y_2243	Y_3600	Y_3774
Units	Cts/S	Cts/S	Cts/S
Avg	**1540.5**	**32683.**	**5693.5**
Stddev	4.2	29.	23.5
%RSD	.27217	.08883	.41235
#1	1537.6	32663.	5710.1
#2	1543.5	32704.	5676.9

Sample Name: ccvl-3903059 Acquired: 5/21/2016 1:34:02 Type: QC
Method: 6500_026(v10) Mode: CONC Corr. Factor: 1.000000
User: kellyca Custom ID1: Custom ID2: Custom ID3:
Comment:

Elem	Ag3280	Al1670	As1890	B_2089	Ba4554	Be3130	Bi2230	Ca3179	Cd2288	Co2286	Cr2055	Cu3247
Units	ppm	ppm	ppm	ppm	ppm	ppm	ppm	ppm	ppm	ppm	ppm	ppm
Avg	**.01004**	**.10637**	**.01453**	**.11277**	**.00993**	**.00085**	**.11656**	**.20468**	**.00543**	**.01067**	**.01066**	**.01347**
Stddev	.00026	.00051	.00171	.00056	.00009	.00002	.00036	.00102	.00013	.00043	.00007	.00057
%RSD	2.5670	.47786	11.764	.49455	.87635	2.2914	.31312	.49811	2.4837	4.0340	.61488	4.2301
#1	.01023	.10673	.01574	.11317	.00987	.00087	.11682	.20541	.00534	.01037	.01070	.01307
#2	.00986	.10601	.01332	.11238	.00999	.00084	.11630	.20396	.00553	.01097	.01061	.01388
Check ?	Chk Pass	Chk Pass	Chk Pass	Chk Pass	Chk Pass	Chk Pass	Chk Pass	Chk Pass	Chk Pass	Chk Pass	Chk Pass	Chk Pass
Value												
Range												

Elem	Fe2599	K_7664	Li6707	Mg2790	Mn2576	Mo2020	Na5895	Ni2316	P_1782	Pb2203	S_1820	Sb2068
Units	ppm	ppm	ppm	ppm	ppm	ppm	ppm	ppm	ppm	ppm	ppm	ppm
Avg	**.11056**	**3.1736**	**.01027**	**.20570**	**.01019**	**.02163**	**1.0527**	**.04175**	**2.9867**	**.00814**	**.00779**	**.02194**
Stddev	.00307	.0135	.00010	.00192	.00005	.00016	.0007	.00031	.0012	.00019	.00112	.00091
%RSD	2.7783	.42479	.97491	.93150	.46159	.72756	.06665	.75019	.04148	2.3111	14.378	4.1477
#1	.11274	3.1832	.01034	.20434	.01016	.02175	1.0522	.04197	2.9876	.00801	.00859	.02259
#2	.10839	3.1641	.01020	.20705	.01023	.02152	1.0532	.04153	2.9858	.00827	.00700	.02130
Check ?	Chk Pass	Chk Pass	Chk Pass	Chk Pass	Chk Pass	Chk Pass	Chk Pass	Chk Pass	Chk Pass	Chk Pass	None	Chk Pass
Value												
Range												

Elem	Se1960	Si2881	Sn1899	Sr4077	Th2837	Ti3349	Tl1908	U_3701	V_2924	Zn2062	Zr3391
Units	ppm	ppm	ppm	ppm	ppm	ppm	ppm	ppm	ppm	ppm	ppm
Avg	**.01230**	**.49421**	**.10277**	**.00937**	**.01278**	**.00908**	**.01715**	F **.08494**	**.00893**	**.01990**	**.01514**
Stddev	.01017	.00094	.00212	.00006	.00040	.00060	.00282	.00819	.00029	.00047	.00068
%RSD	82.741	.19055	2.0580	.59498	3.1072	6.5999	16.465	9.6417	3.2828	2.3538	4.4712
#1	.01949	.49487	.10427	.00933	.01306	.00950	.01516	.09073	.00914	.02024	.01562
#2	.00510	.49354	.10128	.00941	.01250	.00866	.01915	.07915	.00872	.01957	.01467
Check ?	Chk Pass	Chk Pass	Chk Pass	Chk Pass	Chk Pass	Chk Pass	Chk Pass	Chk Fail	Chk Pass	Chk Pass	Chk Pass
Value								.06000			
Range								30.000%			

Int. Std.	Y_2243	Y_3600	Y_3774
Units	Cts/S	Cts/S	Cts/S
Avg	**1552.3**	**32886.**	**5658.7**
Stddev	3.4	65.	21.4
%RSD	.21675	.19643	.37741
#1	1554.7	32840.	5673.8
#2	1550.0	32932.	5643.6

Sample Name: MB 280-325958/1-A Acquired: 5/21/2016 1:36:47 Type: Unk
Method: 6500_026(v10) Mode: CONC Corr. Factor: 1.000000
User: kellyca Custom ID1: 5/19 Custom ID2: Custom ID3:
Comment: 325958 6010C

Elem	Ag3280	Al1670	As1890	B_2089	Ba4554	Be3130	Bi2230	Ca3179	Cd2288
Line	328.068 {103}	167.079 {502}	189.042 {478}	208.959 {461}	455.403 { 74}	313.042 {108}	223.061 {451}	317.933 {106}	228.802 {447}
Units	ppm	ppm	ppm	ppm	ppm	ppm	ppm	ppm	ppm
Avg	**.00049**	**.00208**	**-.00328**	**.00126**	**-.00009**	**-.00008**	**-.00262**	**.00889**	**.00020**
Stddev	.00027	.00075	.00066	.00058	.00005	.00002	.00189	.00045	.00005
%RSD	56.020	35.918	20.047	46.262	51.063	27.219	72.112	5.0729	23.450
#1	.00029	.00155	-.00375	.00167	-.00013	-.00006	-.00395	.00857	.00017
#2	.00068	.00260	-.00282	.00084	-.00006	-.00009	-.00128	.00921	.00024
Check ?	Chk Pass	Chk Pass	Chk Pass	Chk Pass	Chk Pass	Chk Pass	Chk Pass	Chk Pass	Chk Pass
High Limit									
Low Limit									

Elem	Co2286	Cr2055	Cu3247	Fe2599	K_7664	Li6707	Mg2790	Mn2576	Mo2020
Line	228.616 {447}	205.560 {464}	324.754 {104}	259.940 {130}	766.490 { 44}	670.784 { 50}	279.079 {121}2	257.610 {131}	202.030 {467}
Units	ppm	ppm	ppm	ppm	ppm	ppm	ppm	ppm	ppm
Avg	**-.00040**	**.00413**	**-.00196**	**.01123**	**.04370**	**-.00107**	**.00376**	**.00012**	**.00021**
Stddev	.00006	.00003	.00022	.00184	.02630	.00057	.00042	.00005	.00026
%RSD	15.522	.77756	11.131	16.371	60.191	53.579	11.253	46.419	121.25
#1	-.00044	.00411	-.00180	.01253	.06230	-.00067	.00346	.00008	.00039
#2	-.00036	.00416	-.00211	.00993	.02510	-.00148	.00406	.00016	.00003
Check ?	Chk Pass	Chk Pass	Chk Pass	Chk Pass	Chk Pass	Chk Pass	Chk Pass	Chk Pass	Chk Pass
High Limit									
Low Limit									

Elem	Na5895	Ni2316	P_1782	Pb2203	S_1820	Sb2068	Se1960	Si2881	Sn1899
Line	589.592 { 57}	231.604 {446}	178.284 {489}	220.353 {453}	182.034 {485}	206.833 {463}	196.090 {472}	288.158 {117}	189.989 {477}
Units	ppm	ppm	ppm	ppm	ppm	ppm	ppm	ppm	ppm
Avg	**.02081**	**.00020**	**.00205**	**-.00074**	**.01065**	**.00291**	**.00009**	**-.00252**	**.00116**
Stddev	.00348	.00025	.00161	.00144	.00043	.00247	.00649	.01373	.00110
%RSD	16.703	126.16	78.123	193.56	4.0518	84.681	6932.8	545.69	95.209
#1	.01835	.00002	.00319	-.00176	.01035	.00465	-.00450	-.01222	.00038
#2	.02327	.00038	.00092	.00027	.01096	.00117	.00468	.00719	.00193
Check ?	Chk Pass	Chk Pass	Chk Pass	Chk Pass	Chk Pass	Chk Pass	Chk Pass	Chk Pass	Chk Pass
High Limit									
Low Limit									

Elem	Sr4077	Th2837	Ti3349	Tl1908	U_3701	V_2924	Zn2062	Zr3391
Line	407.771 { 83}	283.730 {119}	334.904 {101}	190.856 {477}	370.152 { 91}	292.402 {115}	206.200 {163}	339.198 { 99}
Units	ppm	ppm	ppm	ppm	ppm	ppm	ppm	ppm
Avg	**.00004**	**-.00093**	**.00020**	**-.00085**	**.00749**	**.00038**	**.00078**	**.00037**
Stddev	.00002	.00109	.00018	.00000	.00505	.00002	.00017	.00056
%RSD	50.954	117.61	89.799	.15402	67.384	4.9440	21.147	153.38
#1	.00003	-.00170	.00007	-.00084	.01106	.00040	.00090	-.00003
#2	.00006	-.00016	.00033	-.00085	.00392	.00037	.00066	.00076
Check ?	Chk Pass	Chk Pass	Chk Pass	Chk Pass	Chk Pass	Chk Pass	Chk Pass	Chk Pass
High Limit								
Low Limit								

Int. Std.	Y_2243	Y_3600	Y_3774
Line	224.306 {450}	360.073 { 94}	377.433 { 89}
Units	Cts/S	Cts/S	Cts/S
Avg	**1545.6**	**32925.**	**5595.5**
Stddev	1.6	185.	60.0
%RSD	.10671	.56048	1.0728
#1	1546.7	32794.	5638.0
#2	1544.4	33055.	5553.1

Sample Name: LCS 280-325958/2-A Acquired: 5/21/2016 1:39:34 Type: Unk
Method: 6500_026(v10) Mode: CONC Corr. Factor: 1.000000
User: kellyca Custom ID1: Custom ID2: Custom ID3:
Comment: 325958 6010C

Elem	Ag3280	Al1670	As1890	B_2089	Ba4554	Be3130	Bi2230	Ca3179	Cd2288
Line	328.068 {103}	167.079 {502}	189.042 {478}	208.959 {461}	455.403 { 74}	313.042 {108}	223.061 {451}	317.933 {106}	228.802 {447}
Units	ppm	ppm	ppm	ppm	ppm	ppm	ppm	ppm	ppm
Avg	**.04803**	**2.0199**	**1.0754**	F **1.1398**	**2.0174**	**.05222**	F **2.2932**	**51.068**	**.10833**
Stddev	.00040	.0052	.0040	.0043	.0104	.00043	.0140	.013	.00009
%RSD	.82618	.25692	.37186	.37925	.51425	.81897	.61064	.02464	.08385
#1	.04775	2.0236	1.0726	1.1367	2.0100	.05191	2.2833	51.077	.10839
#2	.04832	2.0162	1.0783	1.1428	2.0247	.05252	2.3031	51.059	.10826
Check ?	Chk Pass	Chk Pass	Chk Pass	Chk Fail	Chk Pass	Chk Pass	Chk Fail	Chk Pass	Chk Pass
High Limit				1.1000			2.2000		
Low Limit				.89000			1.8000		

Elem	Co2286	Cr2055	Cu3247	Fe2599	K_7664	Li6707	Mg2790	Mn2576	Mo2020
Line	228.616 {447}	205.560 {464}	324.754 {104}	259.940 {130}	766.490 { 44}	670.784 { 50}	279.079 {121}2	257.610 {131}	202.030 {467}
Units	ppm	ppm	ppm	ppm	ppm	ppm	ppm	ppm	ppm
Avg	**.53264**	F **.21272**	**.24767**	**1.0165**	**52.737**	**1.0860**	**48.562**	**.49225**	F **1.1196**
Stddev	.00250	.00019	.00089	.0011	.352	.0058	.119	.00018	.0013
%RSD	.46864	.08736	.35984	.10755	.66824	.53599	.24533	.03663	.11914
#1	.53088	.21259	.24704	1.0173	52.488	1.0819	48.478	.49212	1.1206
#2	.53441	.21285	.24830	1.0158	52.986	1.0901	48.646	.49237	1.1187
Check ?	Chk Pass	Chk Fail	Chk Pass	Chk Pass	Chk Pass	Chk Pass	Chk Pass	Chk Pass	Chk Fail
High Limit		.05750							1.1000
Low Limit		.04300							.90000

Elem	Na8183	Ni2316	P_1782	Pb2203	S_1820	Sb2068	Se1960	Si2881	Sn1899
Line	818.326 { 41}	231.604 {446}	178.284 {489}	220.353 {453}	182.034 {485}	206.833 {463}	196.090 {472}	288.158 {117}	189.989 {477}
Units	ppm	ppm	ppm	ppm	ppm	ppm	ppm	ppm	ppm
Avg	**51.646**	**.50752**	**10.718**	**.53617**	**2.1613**	F **.54016**	**2.0764**	**10.223**	**1.9861**
Stddev	.249	.00013	.019	.00327	.0180	.00141	.0151	.090	.0015
%RSD	.48143	.02658	.17737	.60927	.83360	.26088	.72816	.88427	.07408
#1	51.470	.50742	10.705	.53848	2.1486	.53917	2.0657	10.159	1.9871
#2	51.822	.50761	10.731	.53386	2.1741	.54116	2.0871	10.287	1.9850
Check ?	Chk Pass	Chk Pass	Chk Pass	Chk Pass	Chk Pass	Chk Fail	Chk Pass	Chk Pass	Chk Pass
High Limit						.54000			
Low Limit						.44000			

Elem	Sr4077	Th2837	Ti3349	Tl1908	U_3701	V_2924	Zn2062	Zr3391
Line	407.771 { 83}	283.730 {119}	334.904 {101}	190.856 {477}	370.152 { 91}	292.402 {115}	206.200 {163}	339.198 { 99}
Units	ppm	ppm	ppm	ppm	ppm	ppm	ppm	ppm
Avg	**.93475**	**.98329**	**.91851**	**2.0254**	**2.0874**	**.46122**	**.49716**	**.49654**
Stddev	.00399	.00395	.00317	.0037	.0286	.00126	.00220	.00713
%RSD	.42638	.40134	.34509	.18121	1.3726	.27364	.44238	1.4353
#1	.93194	.98608	.92076	2.0228	2.1076	.46211	.49561	.49150
#2	.93757	.98050	.91627	2.0280	2.0671	.46033	.49872	.50158
Check ?	Chk Pass	Chk Pass	Chk Pass	Chk Pass	Chk Pass	Chk Pass	Chk Pass	Chk Pass
High Limit								
Low Limit								

Int. Std.	Y_2243	Y_3600	Y_3774
Line	224.306 {450}	360.073 { 94}	377.433 { 89}
Units	Cts/S	Cts/S	Cts/S
Avg	**1473.9**	**31440.**	**5695.1**
Stddev	2.0	37.	19.0
%RSD	.13864	.11622	.33355
#1	1475.3	31466.	5681.7
#2	1472.4	31415.	5708.6

Sample Name: 280-83295-B-1-A Acquired: 5/21/2016 1:42:08 Type: Unk
Method: 6500_026(v10) Mode: CONC Corr. Factor: 1.000000
User: kellyca Custom ID1: Custom ID2: Custom ID3:
Comment: 325958 6010C

Elem	Ag3280	Al3092	As1890	B_2089	Ba4554	Be3130	Bi2230	Ca3179	Cd2288
Line	328.068 {103}	309.271 {109}	189.042 {478}	208.959 {461}	455.403 { 74}	313.042 {108}	223.061 {451}	317.933 {106}	228.802 {447}
Units	ppm	ppm	ppm	ppm	ppm	ppm	ppm	ppm	ppm
Avg	**.00189**	**8.6977**	**.00245**	**.46245**	**.22395**	**.00036**	**-.00487**	**53.284**	**.00344**
Stddev	.00008	.0559	.00147	.00004	.00022	.00004	.00044	.064	.00004
%RSD	4.1476	.64295	59.877	.00866	.09733	9.7354	9.0515	.11973	1.0317
#1	.00194	8.7372	.00141	.46242	.22380	.00039	-.00518	53.239	.00341
#2	.00183	8.6581	.00349	.46248	.22410	.00034	-.00456	53.329	.00346
Check ?	Chk Pass	Chk Pass	Chk Pass	Chk Pass	Chk Pass	Chk Pass	Chk Pass	Chk Pass	Chk Pass
High Limit									
Low Limit									

Elem	Co2286	Cr2055	Cu3247	Fe2599	K_7664	Li6707	Mg2790	Mn2576	Mo2020
Line	228.616 {447}	205.560 {464}	324.754 {104}	259.940 {130}	766.490 { 44}	670.784 { 50}	279.079 {121}2	257.610 {131}	202.030 {467}
Units	ppm	ppm	ppm	ppm	ppm	ppm	ppm	ppm	ppm
Avg	**.00447**	**.02501**	**.15294**	**11.961**	**15.835**	**.03279**	**4.1783**	**.27451**	**.11460**
Stddev	.00001	.00014	.00142	.016	.007	.00039	.0042	.00123	.00078
%RSD	.17350	.57289	.92965	.12975	.04349	1.2036	.10134	.44728	.67701
#1	.00447	.02511	.15395	11.950	15.830	.03307	4.1813	.27364	.11515
#2	.00446	.02491	.15194	11.972	15.839	.03251	4.1753	.27538	.11405
Check ?	Chk Pass	Chk Pass	Chk Pass	Chk Pass	Chk Pass	Chk Pass	Chk Pass	Chk Pass	Chk Pass
High Limit									
Low Limit									

Elem	Na8183	Ni2316	P_1782	Pb2203	S_1820	Sb2068	Se1960	Si2881	Sn1899
Line	818.326 { 41}	231.604 {446}	178.284 {489}	220.353 {453}	182.034 {485}	206.833 {463}	196.090 {472}	288.158 {117}	189.989 {477}
Units	ppm	ppm	ppm	ppm	ppm	ppm	ppm	ppm	ppm
Avg	**31.710**	**.02280**	**1.0565**	**.23131**	**14.535**	**.01640**	**.00320**	**22.945**	**.00842**
Stddev	.089	.00073	.0005	.00090	.001	.00081	.00336	.052	.00068
%RSD	.27989	3.2168	.04552	.38913	.00931	4.9671	104.96	.22838	8.1158
#1	31.772	.02332	1.0562	.23194	14.534	.01698	.00082	22.908	.00794
#2	31.647	.02229	1.0569	.23067	14.536	.01582	.00557	22.982	.00891
Check ?	Chk Pass	Chk Pass	Chk Pass	Chk Pass	Chk Pass	Chk Pass	Chk Pass	Chk Pass	Chk Pass
High Limit									
Low Limit									

Elem	Sr4077	Th2837	Ti3349	Tl1908	U_3701	V_2924	Zn2062	Zr3391
Line	407.771 { 83}	283.730 {119}	334.904 {101}	190.856 {477}	370.152 { 91}	292.402 {115}	206.200 {163}	339.198 { 99}
Units	ppm	ppm	ppm	ppm	ppm	ppm	ppm	ppm
Avg	**.25888**	**-.00112**	**.33262**	**-.00261**	**.01423**	**.03675**	**.49840**	**.00832**
Stddev	.00031	.00185	.00101	.00081	.00155	.00018	.00068	.00168
%RSD	.11920	165.20	.30276	31.135	10.904	.47963	.13732	20.224
#1	.25910	-.00243	.33333	-.00319	.01533	.03662	.49791	.00950
#2	.25866	.00019	.33190	-.00204	.01313	.03687	.49888	.00713
Check ?	Chk Pass	Chk Pass	Chk Pass	Chk Pass	Chk Pass	Chk Pass	Chk Pass	Chk Pass
High Limit								
Low Limit								

Int. Std.	Y_2243	Y_3600	Y_3774
Line	224.306 {450}	360.073 { 94}	377.433 { 89}
Units	Cts/S	Cts/S	Cts/S
Avg	**1493.2**	**32413.**	**6032.7**
Stddev	.5	20.	.4
%RSD	.03264	.06132	.00630
#1	1492.8	32427.	6032.5
#2	1493.5	32399.	6033.0

Sample Name: 280-83309-A-1-A Acquired: 5/21/2016 1:44:49 Type: Unk
Method: 6500_026(v10) Mode: CONC Corr. Factor: 1.000000
User: kellyca Custom ID1: Custom ID2: Custom ID3:
Comment: 325958 6010C

Elem	Ag3280	Al1670	As1890	B_2089	Ba4554	Be3130	Bi2230	Ca3179	Cd2288
Line	328.068 {103}	167.079 {502}	189.042 {478}	208.959 {461}	455.403 { 74}	313.042 {108}	223.061 {451}	317.933 {106}	228.802 {447}
Units	ppm	ppm	ppm	ppm	ppm	ppm	ppm	ppm	ppm
Avg	**.00018**	**.02350**	**.00776**	**.57580**	**.01768**	**-.00016**	**-.00051**	**428.54**	**.00125**
Stddev	.00011	.00076	.00605	.00196	.00007	.00009	.00300	.92	.00022
%RSD	59.294	3.2236	77.935	.34035	.42174	54.120	592.90	.21424	17.353
#1	.00010	.02297	.00349	.57719	.01773	-.00010	-.00263	427.89	.00140
#2	.00025	.02404	.01204	.57442	.01762	-.00022	.00162	429.19	.00109
Check ?	Chk Pass	Chk Pass	Chk Pass	Chk Pass	Chk Pass	Chk Pass	Chk Pass	Chk Pass	Chk Pass
High Limit									
Low Limit									

Elem	Co2286	Cr2055	Cu3247	Fe2599	K_7664	Li6707	Mg2790	Mn2576	Mo2020
Line	228.616 {447}	205.560 {464}	324.754 {104}	259.940 {130}	766.490 { 44}	670.784 { 50}	279.079 {121}2	257.610 {131}	202.030 {467}
Units	ppm	ppm	ppm	ppm	ppm	ppm	ppm	ppm	ppm
Avg	**.00806**	**.00076**	**.00095**	**.61156**	**47.159**	**3.0000**	**111.96**	**.34806**	**.00172**
Stddev	.00059	.00006	.00017	.00239	.229	.0106	.07	.00083	.00040
%RSD	7.3096	7.2426	17.998	.39119	.48612	.35408	.06674	.23736	23.245
#1	.00848	.00080	.00083	.61325	46.997	2.9925	111.91	.34747	.00200
#2	.00765	.00072	.00108	.60987	47.321	3.0075	112.01	.34864	.00143
Check ?	Chk Pass	Chk Pass	Chk Pass	Chk Pass	Chk Pass	Chk Pass	Chk Pass	Chk Pass	Chk Pass
High Limit									
Low Limit									

Elem	Na8183	Ni2316	P_1782	Pb2203	S_1820	Sb2068	Se1960	Si2881	Sn1899
Line	818.326 { 41}	231.604 {446}	178.284 {489}	220.353 {453}	182.034 {485}	206.833 {463}	196.090 {472}	288.158 {117}	189.989 {477}
Units	ppm	ppm	ppm	ppm	ppm	ppm	ppm	ppm	ppm
Avg	W **1491.7**	**.00417**	**.01778**	W **-.00559**	F **1362.7**	**.00087**	**-.00363**	**4.6613**	**-.00208**
Stddev	4.8	.00005	.00153	.00129	2.3	.00573	.00218	.0622	.00014
%RSD	.32108	1.1065	8.6189	22.994	.17215	656.17	60.089	1.3342	6.9656
#1	1488.3	.00421	.01887	-.00650	1364.3	.00492	-.00209	4.6173	-.00197
#2	1495.0	.00414	.01670	-.00468	1361.0	-.00318	-.00518	4.7052	-.00218
Check ?	Chk Warn	Chk Pass	Chk Pass	Chk Warn	Chk Fail	Chk Pass	Chk Pass	Chk Pass	Chk Pass
High Limit	500.00			10.000	200.00				
Low Limit	10.000			-.00300	-.02000				

Elem	Sr4077	Th2837	Ti3349	Tl1908	U_3701	V_2924	Zn2062	Zr3391
Line	407.771 { 83}	283.730 {119}	334.904 {101}	190.856 {477}	370.152 { 91}	292.402 {115}	206.200 {163}	339.198 { 99}
Units	ppm	ppm	ppm	ppm	ppm	ppm	ppm	ppm
Avg	**8.8750**	**-.00520**	**.00230**	**-.00253**	**-.00350**	**.00018**	**.02488**	**.00022**
Stddev	.0715	.00413	.00006	.00105	.00194	.00056	.00026	.00139
%RSD	.80505	79.266	2.3889	41.638	55.414	316.65	1.0565	633.79
#1	8.8244	-.00229	.00226	-.00327	-.00213	.00057	.02507	-.00076
#2	8.9255	-.00812	.00234	-.00178	-.00487	-.00022	.02469	.00120
Check ?	Chk Pass	Chk Pass	Chk Pass	Chk Pass	Chk Pass	Chk Pass	Chk Pass	Chk Pass
High Limit								
Low Limit								

Int. Std.	Y_2243	Y_3600	Y_3774
Line	224.306 {450}	360.073 { 94}	377.433 { 89}
Units	Cts/S	Cts/S	Cts/S
Avg	**1306.4**	**27641.**	**5570.6**
Stddev	1.1	9.	4.0
%RSD	.08242	.03190	.07167
#1	1305.6	27647.	5573.4
#2	1307.1	27634.	5567.7

Sample Name: 280-83309-A-2-A Acquired: 5/21/2016 1:48:06 Type: Unk
Method: 6500_026(v10) Mode: CONC Corr. Factor: 1.000000
User: kellyca Custom ID1: Custom ID2: Custom ID3:
Comment: 325958 6010C

Elem	Ag3280	Al3092	As1890	B_2089	Ba4554	Be3130	Bi2230	Ca3179	Cd2288
Line	328.068 {103}	309.271 {109}	189.042 {478}	208.959 {461}	455.403 { 74}	313.042 {108}	223.061 {451}	317.933 {106}	228.802 {447}
Units	ppm	ppm	ppm	ppm	ppm	ppm	ppm	ppm	ppm
Avg	**-.00001**	**6.0824**	**.00606**	**.33187**	**.24584**	**.00056**	**-.00234**	**147.77**	**.00089**
Stddev	.00040	.0036	.00088	.00079	.00083	.00006	.00132	.41	.00013
%RSD	4337.2	.05841	14.587	.23860	.33758	11.396	56.371	.27901	15.136
#1	-.00029	6.0849	.00543	.33243	.24525	.00051	-.00327	147.48	.00098
#2	.00027	6.0799	.00668	.33131	.24643	.00060	-.00141	148.06	.00079
Check ?	Chk Pass	Chk Pass	Chk Pass	Chk Pass	Chk Pass	Chk Pass	Chk Pass	Chk Pass	Chk Pass
High Limit									
Low Limit									

Elem	Co2286	Cr2055	Cu3247	Fe2599	K_7664	Li6707	Mg2790	Mn2576	Mo2020
Line	228.616 {447}	205.560 {464}	324.754 {104}	259.940 {130}	766.490 { 44}	670.784 { 50}	279.079 {121}2	257.610 {131}	202.030 {467}
Units	ppm	ppm	ppm	ppm	ppm	ppm	ppm	ppm	ppm
Avg	**.00921**	**.00777**	**.00742**	**6.8776**	**23.521**	**1.3141**	**60.294**	**.70177**	**.08361**
Stddev	.00025	.00061	.00003	.0384	.217	.0062	.207	.00205	.00059
%RSD	2.7357	7.8202	.36435	.55845	.92306	.46795	.34343	.29202	.70446
#1	.00903	.00820	.00744	6.8505	23.367	1.3097	60.148	.70032	.08403
#2	.00938	.00734	.00741	6.9048	23.674	1.3184	60.440	.70322	.08320
Check ?	Chk Pass	Chk Pass	Chk Pass	Chk Pass	Chk Pass	Chk Pass	Chk Pass	Chk Pass	Chk Pass
High Limit									
Low Limit									

Elem	Na8183	Ni2316	P_1782	Pb2203	S_1820	Sb2068	Se1960	Si2881	Sn1899
Line	818.326 { 41}	231.604 {446}	178.284 {489}	220.353 {453}	182.034 {485}	206.833 {463}	196.090 {472}	288.158 {117}	189.989 {477}
Units	ppm	ppm	ppm	ppm	ppm	ppm	ppm	ppm	ppm
Avg	W **1043.6**	**.00843**	**.16328**	**.00234**	F **706.28**	**.00096**	**.00046**	**17.928**	**.00067**
Stddev	2.1	.00031	.00115	.00043	3.52	.00001	.00420	.161	.00105
%RSD	.20488	3.7248	.70210	18.551	.49781	.90189	909.56	.90023	155.41
#1	1042.1	.00865	.16409	.00265	708.77	.00095	.00343	17.814	-.00007
#2	1045.1	.00821	.16247	.00203	703.80	.00096	-.00251	18.042	.00141
Check ?	Chk Warn	Chk Pass	Chk Pass	Chk Pass	Chk Fail	Chk Pass	Chk Pass	Chk Pass	Chk Pass
High Limit	500.00				200.00				
Low Limit	10.000				-.02000				

Elem	Sr4077	Th2837	Ti3349	Tl1908	U_3701	V_2924	Zn2062	Zr3391
Line	407.771 { 83}	283.730 {119}	334.904 {101}	190.856 {477}	370.152 { 91}	292.402 {115}	206.200 {163}	339.198 { 99}
Units	ppm	ppm	ppm	ppm	ppm	ppm	ppm	ppm
Avg	**6.5801**	**.00001**	**.04182**	**-.00679**	**.02301**	**.00596**	**.08216**	**.00393**
Stddev	.0116	.00083	.00131	.00275	.03055	.00090	.00240	.00249
%RSD	.17602	10894.	3.1266	40.455	132.80	15.184	2.9245	63.510
#1	6.5883	-.00058	.04090	-.00485	.04461	.00660	.08046	.00569
#2	6.5719	.00059	.04275	-.00874	.00140	.00532	.08386	.00216
Check ?	Chk Pass	Chk Pass	Chk Pass	Chk Pass	Chk Pass	Chk Pass	Chk Pass	Chk Pass
High Limit								
Low Limit								

Int. Std.	Y_2243	Y_3600	Y_3774
Line	224.306 {450}	360.073 { 94}	377.433 { 89}
Units	Cts/S	Cts/S	Cts/S
Avg	**1383.6**	**29150.**	**5675.3**
Stddev	3.5	30.	11.9
%RSD	.25411	.10368	.20891
#1	1381.1	29171.	5666.9
#2	1386.1	29128.	5683.7

Sample Name: 280-83309-A-2-A SD@5 Acquired: 5/21/2016 1:51:21 Type: Unk
Method: 6500_026(v10) Mode: CONC Corr. Factor: 1.000000
User: kellyca Custom ID1: Custom ID2: Custom ID3:
Comment: 325958 6010C

Elem	Ag3280	Al1670	As1890	B_2089	Ba4554	Be3130	Bi2230	Ca3179	Cd2288
Line	328.068 {103}	167.079 {502}	189.042 {478}	208.959 {461}	455.403 { 74}	313.042 {108}	223.061 {451}	317.933 {106}	228.802 {447}
Units	ppm	ppm	ppm	ppm	ppm	ppm	ppm	ppm	ppm
Avg	**.00060**	**1.3404**	**-.00143**	**.07075**	**.04958**	**-.00002**	**-.00071**	**30.064**	**.00007**
Stddev	.00040	.0042	.00120	.00138	.00019	.00007	.00013	.082	.00038
%RSD	66.965	.31218	84.099	1.9565	.38917	284.77	17.775	.27352	528.29
#1	.00088	1.3374	-.00058	.06977	.04944	.00002	-.00062	30.006	.00034
#2	.00031	1.3433	-.00228	.07173	.04971	-.00007	-.00080	30.122	-.00019
Check ?	Chk Pass	Chk Pass	Chk Pass	Chk Pass	Chk Pass	Chk Pass	Chk Pass	Chk Pass	Chk Pass
High Limit									
Low Limit									

Elem	Co2286	Cr2055	Cu3247	Fe2599	K_7664	Li6707	Mg2790	Mn2576	Mo2020
Line	228.616 {447}	205.560 {464}	324.754 {104}	259.940 {130}	766.490 { 44}	670.784 { 50}	279.079 {121}2	257.610 {131}	202.030 {467}
Units	ppm	ppm	ppm	ppm	ppm	ppm	ppm	ppm	ppm
Avg	**.00191**	**.00158**	**.00062**	**1.4242**	**4.5390**	**.25508**	**12.637**	**.14566**	**.01771**
Stddev	.00003	.00018	.00028	.0142	.0046	.00180	.033	.00033	.00005
%RSD	1.5064	11.502	45.909	.99891	.10153	.70395	.25989	.22364	.29767
#1	.00193	.00145	.00042	1.4142	4.5423	.25381	12.614	.14542	.01767
#2	.00189	.00171	.00082	1.4343	4.5358	.25635	12.661	.14589	.01775
Check ?	Chk Pass	Chk Pass	Chk Pass	Chk Pass	Chk Pass	Chk Pass	Chk Pass	Chk Pass	Chk Pass
High Limit									
Low Limit									

Elem	Na8183	Ni2316	P_1782	Pb2203	S_1820	Sb2068	Se1960	Si2881	Sn1899
Line	818.326 { 41}	231.604 {446}	178.284 {489}	220.353 {453}	182.034 {485}	206.833 {463}	196.090 {472}	288.158 {117}	189.989 {477}
Units	ppm	ppm	ppm	ppm	ppm	ppm	ppm	ppm	ppm
Avg	**205.38**	**.00175**	**.02659**	**.00075**	**139.06**	**.00067**	**-.00176**	**3.5398**	**.00004**
Stddev	1.25	.00004	.00342	.00153	.06	.00551	.00439	.0190	.00078
%RSD	.60967	2.0046	12.845	202.98	.04472	823.59	248.96	.53538	1874.9
#1	204.50	.00177	.02417	-.00033	139.02	.00457	.00134	3.5264	.00059
#2	206.27	.00172	.02900	.00183	139.10	-.00323	-.00486	3.5532	-.00051
Check ?	Chk Pass	Chk Pass	Chk Pass	Chk Pass	Chk Pass	Chk Pass	Chk Pass	Chk Pass	Chk Pass
High Limit									
Low Limit									

Elem	Sr4077	Th2837	Ti3349	Tl1908	U_3701	V_2924	Zn2062	Zr3391
Line	407.771 { 83}	283.730 {119}	334.904 {101}	190.856 {477}	370.152 { 91}	292.402 {115}	206.200 {163}	339.198 { 99}
Units	ppm	ppm	ppm	ppm	ppm	ppm	ppm	ppm
Avg	**1.3332**	**-.00280**	**.00860**	**-.00111**	**.01302**	**.00094**	**.01635**	**.00008**
Stddev	.0090	.00044	.00012	.00183	.02070	.00101	.00130	.00130
%RSD	.67332	15.863	1.3716	164.03	159.01	107.42	7.9460	1609.6
#1	1.3268	-.00311	.00851	-.00241	-.00162	.00023	.01543	.00100
#2	1.3395	-.00249	.00868	.00018	.02766	.00166	.01727	-.00084
Check ?	Chk Pass	Chk Pass	Chk Pass	Chk Pass	Chk Pass	Chk Pass	Chk Pass	Chk Pass
High Limit								
Low Limit								

Int. Std.	Y_2243	Y_3600	Y_3774
Line	224.306 {450}	360.073 { 94}	377.433 { 89}
Units	Cts/S	Cts/S	Cts/S
Avg	**1484.7**	**31437.**	**5810.9**
Stddev	3.1	8.	21.6
%RSD	.20980	.02676	.37089
#1	1486.9	31431.	5826.1
#2	1482.5	31443.	5795.6

Sample Name: 280-83309-A-2-B MS Acquired: 5/21/2016 1:54:06 Type: Unk
Method: 6500_026(v10) Mode: CONC Corr. Factor: 1.000000
User: kellyca Custom ID1: Custom ID2: Custom ID3:
Comment: 325958 6010C

Elem	Ag3280	Al3092	As1890	B_2089	Ba4554	Be3130	Bi2230	Ca3179	Cd2288
Line	328.068 {103}	309.271 {109}	189.042 {478}	208.959 {461}	455.403 { 74}	313.042 {108}	223.061 {451}	317.933 {106}	228.802 {447}
Units	ppm	ppm	ppm	ppm	ppm	ppm	ppm	ppm	ppm
Avg	**.05135**	**20.802**	**1.1205**	**1.4145**	**2.2049**	**.05134**	**2.2638**	**195.68**	**.11141**
Stddev	.00017	.090	.0138	.0034	.0092	.00046	.0009	1.48	.00014
%RSD	.34059	.43459	1.2356	.24407	.41838	.90255	.03965	.75838	.12772
#1	.05123	20.739	1.1303	1.4170	2.1984	.05167	2.2644	196.73	.11151
#2	.05148	20.866	1.1107	1.4121	2.2114	.05102	2.2632	194.63	.11131
Check ?	Chk Pass	Chk Pass	Chk Pass	Chk Pass	Chk Pass	Chk Pass	Chk Pass	Chk Pass	Chk Pass
High Limit									
Low Limit									

Elem	Co2286	Cr2055	Cu3247	Fe2599	K_7664	Li6707	Mg2790	Mn2576	Mo2020
Line	228.616 {447}	205.560 {464}	324.754 {104}	259.940 {130}	766.490 { 44}	670.784 { 50}	279.079 {121}2	257.610 {131}	202.030 {467}
Units	ppm	ppm	ppm	ppm	ppm	ppm	ppm	ppm	ppm
Avg	**.50012**	W **.20966**	**.26564**	**10.725**	**80.816**	**2.4464**	**105.62**	**1.1527**	**1.1353**
Stddev	.00077	.00014	.00183	.046	.058	.0182	.10	.0015	.0026
%RSD	.15438	.06487	.68748	.43129	.07199	.74538	.09528	.12764	.22949
#1	.50067	.20976	.26435	10.757	80.775	2.4336	105.69	1.1537	1.1372
#2	.49957	.20957	.26693	10.692	80.858	2.4593	105.55	1.1516	1.1335
Check ?	Chk Pass	Chk Warn	Chk Pass	Chk Pass	Chk Pass	Chk Pass	Chk Pass	Chk Pass	Chk Pass
High Limit		.10000							
Low Limit		-.01000							

Elem	Na8183	Ni2316	P_1782	Pb2203	S_1820	Sb2068	Se1960	Si2881	Sn1899
Line	818.326 { 41}	231.604 {446}	178.284 {489}	220.353 {453}	182.034 {485}	206.833 {463}	196.090 {472}	288.158 {117}	189.989 {477}
Units	ppm	ppm	ppm	ppm	ppm	ppm	ppm	ppm	ppm
Avg	W **1093.1**	**.47396**	**11.334**	**.48055**	F **705.51**	**.52847**	**2.2590**	W **51.823**	**1.7307**
Stddev	.9	.00204	.046	.00246	1.65	.00443	.0021	.353	.0005
%RSD	.07871	.42982	.40504	.51191	.23331	.83764	.09081	.68213	.02663
#1	1092.5	.47541	11.366	.48229	706.67	.53160	2.2576	52.073	1.7310
#2	1093.7	.47252	11.302	.47882	704.34	.52534	2.2605	51.573	1.7304
Check ?	Chk Warn	Chk Pass	Chk Pass	Chk Pass	Chk Fail	Chk Pass	Chk Pass	Chk Warn	Chk Pass
High Limit	500.00				200.00			50.000	
Low Limit	10.000				-.02000			-.10000	

Elem	Sr4077	Th2837	Ti3349	Tl1908	U_3701	V_2924	Zn2062	Zr3391
Line	407.771 { 83}	283.730 {119}	334.904 {101}	190.856 {477}	370.152 { 91}	292.402 {115}	206.200 {163}	339.198 { 99}
Units	ppm	ppm	ppm	ppm	ppm	ppm	ppm	ppm
Avg	**7.4010**	**.96108**	**.92731**	**1.6597**	**1.9882**	**.45734**	**.54670**	**.49631**
Stddev	.0063	.00214	.00091	.0070	.0112	.00079	.00417	.00195
%RSD	.08520	.22245	.09770	.41994	.56412	.17244	.76287	.39237
#1	7.3965	.96260	.92795	1.6548	1.9962	.45789	.54965	.49494
#2	7.4054	.95957	.92667	1.6647	1.9803	.45678	.54375	.49769
Check ?	Chk Pass	Chk Pass	Chk Pass	Chk Pass	Chk Pass	Chk Pass	Chk Pass	Chk Pass
High Limit								
Low Limit								

Int. Std.	Y_2243	Y_3600	Y_3774
Line	224.306 {450}	360.073 { 94}	377.433 { 89}
Units	Cts/S	Cts/S	Cts/S
Avg	**1356.6**	**29027.**	**5613.7**
Stddev	.1	11.	102.2
%RSD	.01049	.03711	1.8203
#1	1356.5	29020.	5541.4
#2	1356.7	29035.	5685.9

Sample Name: 280-83309-A-2-C MSD Acquired: 5/21/2016 1:57:13 Type: Unk
Method: 6500_026(v10) Mode: CONC Corr. Factor: 1.000000
User: kellyca Custom ID1: Custom ID2: Custom ID3:
Comment: 325958 6010C

Elem	Ag3280	Al3092	As1890	B_2089	Ba4554	Be3130	Bi2230	Ca3179	Cd2288
Line	328.068 {103}	309.271 {109}	189.042 {478}	208.959 {461}	455.403 { 74}	313.042 {108}	223.061 {451}	317.933 {106}	228.802 {447}
Units	ppm	ppm	ppm	ppm	ppm	ppm	ppm	ppm	ppm
Avg	**.05333**	**21.467**	**1.1568**	**1.4759**	**2.2723**	**.05294**	**2.3569**	**205.82**	**.11647**
Stddev	.00027	.324	.0010	.0007	.0421	.00081	.0058	3.18	.00076
%RSD	.50635	1.5075	.09107	.04981	1.8510	1.5307	.24688	1.5463	.65581
#1	.05352	21.696	1.1575	1.4764	2.3021	.05351	2.3528	208.07	.11593
#2	.05314	21.238	1.1560	1.4754	2.2426	.05236	2.3610	203.57	.11701
Check ?	Chk Pass	Chk Pass	Chk Pass	Chk Pass	Chk Pass	Chk Pass	Chk Pass	Chk Pass	Chk Pass
High Limit									
Low Limit									

Elem	Co2286	Cr2055	Cu3247	Fe2599	K_7664	Li6707	Mg2790	Mn2576	Mo2020
Line	228.616 {447}	205.560 {464}	324.754 {104}	259.940 {130}	766.490 { 44}	670.784 { 50}	279.079 {121}2	257.610 {131}	202.030 {467}
Units	ppm	ppm	ppm	ppm	ppm	ppm	ppm	ppm	ppm
Avg	**.52183**	W **.22086**	**.27176**	**11.088**	**83.645**	**2.5443**	**111.91**	**1.2300**	**1.1933**
Stddev	.00030	.00007	.00031	.183	1.697	.0529	.13	.0031	.0044
%RSD	.05800	.03094	.11484	1.6487	2.0290	2.0789	.11323	.25196	.37238
#1	.52205	.22091	.27198	11.217	84.845	2.5817	111.82	1.2278	1.1964
#2	.52162	.22081	.27154	10.959	82.445	2.5069	112.00	1.2322	1.1902
Check ?	Chk Pass	Chk Warn	Chk Pass	Chk Pass	Chk Pass	Chk Pass	Chk Pass	Chk Pass	Chk Pass
High Limit		.10000							
Low Limit		-.01000							

Elem	Na8183	Ni2316	P_1782	Pb2203	S_1820	Sb2068	Se1960	Si2881	Sn1899
Line	818.326 { 41}	231.604 {446}	178.284 {489}	220.353 {453}	182.034 {485}	206.833 {463}	196.090 {472}	288.158 {117}	189.989 {477}
Units	ppm	ppm	ppm	ppm	ppm	ppm	ppm	ppm	ppm
Avg	W **1151.7**	**.49252**	**11.765**	**.49750**	F **747.96**	**.55189**	**2.3582**	W **52.961**	**1.8035**
Stddev	20.3	.00025	.007	.00073	1.20	.00058	.0005	.868	.0045
%RSD	1.7661	.05063	.06123	.14611	.16008	.10521	.01974	1.6381	.25174
#1	1166.1	.49270	11.770	.49802	748.81	.55230	2.3578	53.575	1.8003
#2	1137.3	.49234	11.760	.49699	747.11	.55148	2.3585	52.348	1.8067
Check ?	Chk Warn	Chk Pass	Chk Pass	Chk Pass	Chk Fail	Chk Pass	Chk Pass	Chk Warn	Chk Pass
High Limit	500.00				200.00			50.000	
Low Limit	10.000				-.02000			-.10000	

Elem	Sr4077	Th2837	Ti3349	Tl1908	U_3701	V_2924	Zn2062	Zr3391
Line	407.771 { 83}	283.730 {119}	334.904 {101}	190.856 {477}	370.152 { 91}	292.402 {115}	206.200 {163}	339.198 { 99}
Units	ppm	ppm	ppm	ppm	ppm	ppm	ppm	ppm
Avg	**7.7187**	**1.0197**	**.97733**	**1.7277**	**2.0632**	**.48073**	**.58306**	**.51524**
Stddev	.0780	.0018	.00425	.0040	.0018	.00145	.00072	.00888
%RSD	1.0109	.17127	.43530	.22908	.08728	.30204	.12359	1.7241
#1	7.7739	1.0185	.97432	1.7305	2.0620	.47970	.58255	.52152
#2	7.6635	1.0209	.98033	1.7249	2.0645	.48176	.58357	.50896
Check ?	Chk Pass	Chk Pass	Chk Pass	Chk Pass	Chk Pass	Chk Pass	Chk Pass	Chk Pass
High Limit								
Low Limit								

Int. Std.	Y_2243	Y_3600	Y_3774
Line	224.306 {450}	360.073 { 94}	377.433 { 89}
Units	Cts/S	Cts/S	Cts/S
Avg	**1357.5**	**28636.**	**5617.6**
Stddev	.8	7.	72.9
%RSD	.05558	.02355	1.2977
#1	1357.0	28632.	5566.0
#2	1358.0	28641.	5669.1

Sample Name: 280-83309-A-2-A PDS Acquired: 5/21/2016 2:00:21 Type: Unk
Method: 6500_026(v10) Mode: CONC Corr. Factor: 1.000000
User: kellyca Custom ID1: Custom ID2: Custom ID3:
Comment: 325958 6010C

Elem	Ag3280	Al3092	As1890	B_2089	Ba4554	Be3130	Bi2230	Ca3179	Cd2288
Line	328.068 {103}	309.271 {109}	189.042 {478}	208.959 {461}	455.403 { 74}	313.042 {108}	223.061 {451}	317.933 {106}	228.802 {447}
Units	ppm	ppm	ppm	ppm	ppm	ppm	ppm	ppm	ppm
Avg	**.00570**	**6.8819**	**.22340**	**.43645**	**.33735**	**.05131**	**-.00379**	**163.37**	**.05733**
Stddev	.00017	.0151	.00624	.00171	.00205	.00012	.00313	.15	.00012
%RSD	2.9250	.21887	2.7920	.39111	.60774	.22704	82.606	.09365	.20811
#1	.00582	6.8713	.22781	.43525	.33590	.05123	-.00157	163.27	.05742
#2	.00558	6.8926	.21899	.43766	.33880	.05139	-.00600	163.48	.05725
Check ?	Chk Pass	Chk Pass	Chk Pass	Chk Pass	Chk Pass	Chk Pass	Chk Pass	Chk Pass	Chk Pass
High Limit									
Low Limit									

Elem	Co2286	Cr2055	Cu3247	Fe2599	K_7664	Li6707	Mg2790	Mn2576	Mo2020
Line	228.616 {447}	205.560 {464}	324.754 {104}	259.940 {130}	766.490 { 44}	670.784 { 50}	279.079 {121}2	257.610 {131}	202.030 {467}
Units	ppm	ppm	ppm	ppm	ppm	ppm	ppm	ppm	ppm
Avg	**.05896**	**.05699**	**.05817**	**7.6700**	**44.803**	**1.3921**	**77.390**	**.73545**	**.13637**
Stddev	.00075	.00012	.00043	.0181	.209	.0109	.335	.00327	.00125
%RSD	1.2668	.21066	.74074	.23587	.46670	.78134	.43232	.44512	.91300
#1	.05843	.05708	.05787	7.6572	44.655	1.3844	77.627	.73776	.13725
#2	.05949	.05691	.05847	7.6828	44.950	1.3998	77.154	.73313	.13549
Check ?	Chk Pass	Chk Pass	Chk Pass	Chk Pass	Chk Pass	Chk Pass	Chk Pass	Chk Pass	Chk Pass
High Limit									
Low Limit									

Elem	Na8183	Ni2316	P_1782	Pb2203	S_1820	Sb2068	Se1960	Si2881	Sn1899
Line	818.326 { 41}	231.604 {446}	178.284 {489}	220.353 {453}	182.034 {485}	206.833 {463}	196.090 {472}	288.158 {117}	189.989 {477}
Units	ppm	ppm	ppm	ppm	ppm	ppm	ppm	ppm	ppm
Avg	W **1038.6**	**.05660**	**2.4344**	**.09834**	F **693.01**	**.10853**	**.22488**	**22.568**	**.09441**
Stddev	3.7	.00141	.0029	.00037	1.12	.00024	.00459	.057	.00345
%RSD	.35255	2.4848	.12121	.37951	.16127	.22485	2.0402	.25245	3.6540
#1	1036.1	.05760	2.4365	.09861	693.80	.10835	.22163	22.527	.09685
#2	1041.2	.05561	2.4323	.09808	692.22	.10870	.22812	22.608	.09197
Check ?	Chk Warn	Chk Pass	Chk Pass	Chk Pass	Chk Fail	Chk Pass	Chk Pass	Chk Pass	Chk Pass
High Limit	500.00				200.00				
Low Limit	10.000				-.02000				

Elem	Sr4077	Th2837	Ti3349	Tl1908	U_3701	V_2924	Zn2062	Zr3391
Line	407.771 { 83}	283.730 {119}	334.904 {101}	190.856 {477}	370.152 { 91}	292.402 {115}	206.200 {163}	339.198 { 99}
Units	ppm	ppm	ppm	ppm	ppm	ppm	ppm	ppm
Avg	**6.3655**	**.19680**	**.08710**	**.16880**	**.52510**	**.05067**	**.27832**	**.05119**
Stddev	.0095	.00129	.00006	.00079	.00030	.00029	.00462	.00081
%RSD	.14862	.65645	.07373	.46835	.05798	.57772	1.6607	1.5769
#1	6.3588	.19771	.08706	.16936	.52532	.05087	.28159	.05062
#2	6.3722	.19589	.08715	.16824	.52489	.05046	.27505	.05176
Check ?	Chk Pass	Chk Pass	Chk Pass	Chk Pass	Chk Pass	Chk Pass	Chk Pass	Chk Pass
High Limit								
Low Limit								

Int. Std.	Y_2243	Y_3600	Y_3774
Line	224.306 {450}	360.073 { 94}	377.433 { 89}
Units	Cts/S	Cts/S	Cts/S
Avg	**1371.6**	**28968.**	**5646.0**
Stddev	2.9	96.	13.0
%RSD	.21141	.33071	.23080
#1	1369.5	28901.	5636.8
#2	1373.6	29036.	5655.2

Sample Name: 280-83309-B-3-A Acquired: 5/21/2016 2:03:36 Type: Unk
Method: 6500_026(v10) Mode: CONC Corr. Factor: 1.000000
User: kellyca Custom ID1: Custom ID2: Custom ID3:
Comment: 325958 6010C

Elem	Ag3280	Al3092	As1890	B_2089	Ba4554	Be3130	Bi2230	Ca3179	Cd2288
Line	328.068 {103}	309.271 {109}	189.042 {478}	208.959 {461}	455.403 { 74}	313.042 {108}	223.061 {451}	317.933 {106}	228.802 {447}
Units	ppm	ppm	ppm	ppm	ppm	ppm	ppm	ppm	ppm
Avg	**-.00112**	**176.95**	**.14230**	**.27189**	**2.1224**	**.02473**	**.00869**	**215.12**	**.00623**
Stddev	.00030	.43	.00576	.00016	.0073	.00001	.00095	.44	.00034
%RSD	26.438	.24244	4.0478	.06009	.34173	.03175	10.924	.20414	5.5322
#1	-.00091	176.65	.13823	.27177	2.1173	.02473	.00802	214.81	.00647
#2	-.00133	177.25	.14638	.27200	2.1275	.02472	.00936	215.43	.00598
Check ?	Chk Pass	Chk Pass	Chk Pass	Chk Pass	Chk Pass	Chk Pass	Chk Pass	Chk Pass	Chk Pass
High Limit									
Low Limit									

Elem	Co2286	Cr2055	Cu3247	Fe2714	K_7664	Li6707	Mg2790	Mn2576	Mo2020
Line	228.616 {447}	205.560 {464}	324.754 {104}	271.441 {124}	766.490 { 44}	670.784 { 50}	279.079 {121}2	257.610 {131}	202.030 {467}
Units	ppm	ppm	ppm	ppm	ppm	ppm	ppm	ppm	ppm
Avg	**.14794**	W **.51605**	**.32228**	**298.01**	**51.815**	**.93779**	**52.787**	**4.4232**	**.08456**
Stddev	.00018	.00003	.00056	.43	.121	.00291	.029	.0058	.00012
%RSD	.12206	.00616	.17441	.14500	.23280	.31006	.05476	.13145	.14614
#1	.14806	.51603	.32268	297.71	51.730	.93573	52.807	4.4273	.08465
#2	.14781	.51608	.32188	298.32	51.900	.93984	52.766	4.4190	.08447
Check ?	Chk Pass	Chk Warn	Chk Pass	Chk Pass	Chk Pass	Chk Pass	Chk Pass	Chk Pass	Chk Pass
High Limit		.10000							
Low Limit		-.01000							

Elem	Na8183	Ni2316	P_1782	Pb2203	S_1820	Sb2068	Se1960	Si2881	Sn1899
Line	818.326 { 41}	231.604 {446}	178.284 {489}	220.353 {453}	182.034 {485}	206.833 {463}	196.090 {472}	288.158 {117}	189.989 {477}
Units	ppm	ppm	ppm	ppm	ppm	ppm	ppm	ppm	ppm
Avg	W **551.82**	**.18676**	**3.8981**	**.34933**	F **230.72**	**.00095**	**.00883**	W **51.568**	**.03033**
Stddev	1.76	.00087	.0173	.00274	.55	.00081	.00471	.194	.00331
%RSD	.31865	.46336	.44457	.78574	.23919	85.122	53.330	.37533	10.911
#1	550.58	.18615	3.9103	.35127	231.11	.00038	.00550	51.431	.03267
#2	553.07	.18737	3.8858	.34739	230.33	.00153	.01216	51.705	.02799
Check ?	Chk Warn	Chk Pass	Chk Pass	Chk Pass	Chk Fail	Chk Pass	Chk Pass	Chk Warn	Chk Pass
High Limit	500.00				200.00			50.000	
Low Limit	10.000				-.02000			-.10000	

Elem	Sr4077	Th2837	Ti3349	Tl1908	U_3701	V_2924	Zn2062	Zr3391
Line	407.771 { 83}	283.730 {119}	334.904 {101}	190.856 {477}	370.152 { 91}	292.402 {115}	206.200 {163}	339.198 { 99}
Units	ppm	ppm	ppm	ppm	ppm	ppm	ppm	ppm
Avg	**3.7058**	**.21577**	**.18141**	**-.00847**	F **-.22700**	**.18110**	**1.8955**	**.02813**
Stddev	.0179	.00074	.00046	.00337	.00191	.00096	.0080	.00070
%RSD	.48326	.34343	.25185	39.792	.84182	.52930	.42473	2.4910
#1	3.7185	.21630	.18109	-.01086	-.22565	.18042	1.9012	.02863
#2	3.6931	.21525	.18173	-.00609	-.22835	.18178	1.8898	.02764
Check ?	Chk Pass	Chk Pass	Chk Pass	Chk Pass	Chk Fail	Chk Pass	Chk Pass	Chk Pass
High Limit					50.000			
Low Limit					-.10000			

Int. Std.	Y_2243	Y_3600	Y_3774
Line	224.306 {450}	360.073 { 94}	377.433 { 89}
Units	Cts/S	Cts/S	Cts/S
Avg	**1617.6**	**33941.**	**6846.6**
Stddev	.2	9.	10.1
%RSD	.01099	.02771	.14683
#1	1617.5	33947.	6853.7
#2	1617.7	33934.	6839.5

Sample Name: ccvh-3900196 Acquired: 5/21/2016 2:06:44 Type: QC
Method: 6500_026(v10) Mode: CONC Corr. Factor: 1.000000
User: kellyca Custom ID1: Custom ID2: Custom ID3:
Comment:

Elem	Ag3280	Al3092	As1890	B_2089	Ba4554	Be3130	Bi2230	Ca3179	Cd2288	Co2286	Cr2055	Cu3247
Units	ppm	ppm	ppm	ppm	ppm	ppm	ppm	ppm	ppm	ppm	ppm	ppm
Avg	**-.00503**	F **44.478**	**-.00002**	**.00392**	**.00015**	**-.00039**	**1.0907**	**-.03174**	**-.00078**	**.00294**	**-.00075**	**.00356**
Stddev	.00090	.284	.00004	.00006	.00007	.00002	.0059	.00215	.00003	.00027	.00018	.00004
%RSD	17.827	.63895	231.98	1.6113	45.052	5.4754	.53986	6.7643	4.0568	9.0711	23.379	1.0325
#1	-.00566	44.678	.00001	.00387	.00010	-.00038	1.0949	-.03022	-.00076	.00275	-.00088	.00353
#2	-.00439	44.277	-.00005	.00396	.00020	-.00041	1.0866	-.03325	-.00081	.00313	-.00063	.00359
Check ?	None	Chk Fail	None	None	None	None	Chk Pass	None	None	None	None	None
Value		50.000										
Range		-10.000%										

Elem	Fe2714	K_7664	Li6707	Mg2790	Mn2576	Mo2020	Na8183	Ni2316	P_1782	Pb2203	S_1820	Sb2068
Units	ppm	ppm	ppm	ppm	ppm	ppm	ppm	ppm	ppm	ppm	ppm	ppm
Avg	**45.301**	**.11498**	**.00035**	**.14875**	**-.00060**	**-.00225**	**247.38**	**-.00076**	**.00375**	**-.00014**	**5.1663**	**-.00190**
Stddev	.290	.00668	.00009	.00013	.00012	.00032	1.01	.00001	.00255	.00020	.0145	.00024
%RSD	.63965	5.8085	27.123	.09030	20.342	14.035	.40828	.71403	68.042	140.82	.28058	12.574
#1	45.506	.11970	.00028	.14865	-.00051	-.00247	248.09	-.00076	.00556	-.00029	5.1766	-.00173
#2	45.096	.11026	.00041	.14884	-.00068	-.00202	246.67	-.00075	.00195	-.00000	5.1561	-.00207
Check ?	Chk Pass	None	None	None	None	None	Chk Pass	None	None	None	Chk Pass	None
Value												
Range												

Elem	Se1960	Si2881	Sn1899	Sr4077	Th2837	Ti3349	Tl1908	U_3701	V_2924	Zn2062	Zr3391
Units	ppm	ppm	ppm	ppm	ppm	ppm	ppm	ppm	ppm	ppm	ppm
Avg	**-.00051**	**.09744**	**.00082**	**.00072**	**4.8228**	**.02735**	**-.00407**	**9.9414**	**-.01654**	**-.00361**	**-.03136**
Stddev	.00244	.00707	.00087	.00010	.0038	.00027	.00413	.0255	.00041	.00150	.00378
%RSD	481.11	7.2537	105.72	14.015	.07812	.98479	101.55	.25649	2.4944	41.551	12.061
#1	.00122	.09244	.00021	.00079	4.8201	.02716	-.00115	9.9234	-.01625	-.00255	-.02869
#2	-.00224	.10244	.00144	.00065	4.8254	.02754	-.00699	9.9595	-.01683	-.00467	-.03404
Check ?	None	None	None	None	Chk Pass	None	None	Chk Pass	None	None	None
Value											
Range											

Int. Std.	Y_2243	Y_3600	Y_3774
Units	Cts/S	Cts/S	Cts/S
Avg	**1494.2**	**31711.**	**5745.3**
Stddev	7.7	60.	35.1
%RSD	.51595	.18810	.61084
#1	1488.8	31754.	5720.5
#2	1499.7	31669.	5770.1

Sample Name: ccv-3900195 Acquired: 5/21/2016 2:09:34 Type: QC
Method: 6500_026(v10) Mode: CONC Corr. Factor: 1.000000
User: kellyca Custom ID1: Custom ID2: Custom ID3:
Comment:

Elem	Ag3280	Al1670	As1890	B_2089	Ba4554	Be3130	Bi2230	Ca3179	Cd2288	Co2286	Cr2055	Cu3247
Units	ppm	ppm	ppm	ppm	ppm	ppm	ppm	ppm	ppm	ppm	ppm	ppm
Avg	**.47614**	**.52359**	**1.0373**	F **.55716**	**.49619**	**.50979**	**-.00497**	**4.9577**	**.54473**	**.54064**	**.52886**	**.48492**
Stddev	.00019	.00177	.0044	.00219	.00179	.00076	.00085	.0218	.00107	.00102	.00183	.00102
%RSD	.03971	.33879	.42265	.39352	.35976	.14960	17.046	.43994	.19611	.18876	.34644	.20941
#1	.47628	.52484	1.0404	.55871	.49493	.50926	-.00557	4.9423	.54549	.54137	.53016	.48421
#2	.47601	.52233	1.0342	.55561	.49745	.51033	-.00438	4.9732	.54398	.53992	.52757	.48564
Check ?	Chk Pass	Chk Pass	Chk Pass	Chk Fail	Chk Pass	Chk Pass	None	Chk Pass	Chk Pass	Chk Pass	Chk Pass	Chk Pass
Value				.50000								
Range				10.000%								

Elem	Fe2599	K_7664	Li6707	Mg2790	Mn2576	Mo2020	Na5895	Ni2316	P_1782	Pb2203	S_1820	Sb2068
Units	ppm	ppm	ppm	ppm	ppm	ppm	ppm	ppm	ppm	ppm	ppm	ppm
Avg	**2.4851**	**50.969**	**1.0687**	**19.144**	**.49489**	**.54390**	**5.3479**	**.51198**	**1.0229**	**1.0690**	**.02446**	**1.0290**
Stddev	.0040	.133	.0024	.034	.00065	.00048	.0015	.00116	.0034	.0012	.00788	.0019
%RSD	.16305	.26040	.22296	.17927	.13128	.08820	.02768	.22598	.33166	.11070	32.206	.18100
#1	2.4822	50.875	1.0671	19.120	.49443	.54356	5.3469	.51280	1.0205	1.0681	.03003	1.0276
#2	2.4879	51.063	1.0704	19.169	.49535	.54424	5.3489	.51116	1.0253	1.0698	.01889	1.0303
Check ?	Chk Pass	Chk Pass	Chk Pass	Chk Pass	Chk Pass	Chk Pass	Chk Pass	Chk Pass	Chk Pass	Chk Pass	None	Chk Pass
Value												
Range												

Elem	Se1960	Si2881	Sn1899	Sr4077	Th2837	Ti3349	Tl1908	U_3701	V_2924	Zn2062	Zr3391
Units	ppm	ppm	ppm	ppm	ppm	ppm	ppm	ppm	ppm	ppm	ppm
Avg	**1.0071**	**5.0578**	**.99661**	**.46209**	**.00319**	**.45077**	**1.0278**	**.02990**	**.45480**	**.49329**	**.49582**
Stddev	.0025	.0391	.00034	.00182	.00196	.00012	.0035	.01193	.00071	.00428	.00158
%RSD	.24563	.77408	.03448	.39369	61.396	.02738	.34400	39.888	.15691	.86693	.31908
#1	1.0088	5.0301	.99637	.46080	.00458	.45085	1.0303	.02147	.45429	.49632	.49470
#2	1.0053	5.0854	.99686	.46338	.00181	.45068	1.0253	.03833	.45530	.49027	.49694
Check ?	Chk Pass	Chk Pass	Chk Pass	Chk Pass	None	Chk Pass	Chk Pass	None	Chk Pass	Chk Pass	Chk Pass
Value											
Range											

Int. Std.	Y_2243	Y_3600	Y_3774
Units	Cts/S	Cts/S	Cts/S
Avg	**1517.6**	**32506.**	**5904.2**
Stddev	.5	11.	15.3
%RSD	.03245	.03510	.25994
#1	1517.2	32514.	5915.1
#2	1517.9	32497.	5893.4

Sample Name: ccb Acquired: 5/21/2016 2:12:12 Type: QC
Method: 6500_026(v10) Mode: CONC Corr. Factor: 1.000000
User: kellyca Custom ID1: Custom ID2: Custom ID3:
Comment:

Elem	Ag3280	Al1670	As1890	B_2089	Ba4554	Be3130	Bi2230	Ca3179	Cd2288	Co2286	Cr2055
Units	ppm	ppm	ppm	ppm	ppm	ppm	ppm	ppm	ppm	ppm	ppm
Avg	W **.00096**	**.00183**	**.00300**	W **.00275**	**.00002**	**-.00003**	**-.00480**	**-.00385**	**.00009**	**-.00059**	**.00010**
Stddev	.00017	.00021	.00801	.00018	.00008	.00003	.00004	.00032	.00000	.00048	.00004
%RSD	17.419	11.719	266.70	6.5944	463.43	85.730	.90472	8.2680	3.3457	81.741	41.714
#1	.00108	.00168	-.00266	.00288	.00008	-.00005	-.00477	-.00362	.00009	-.00092	.00013
#2	.00085	.00198	.00867	.00262	-.00004	-.00001	-.00483	-.00407	.00009	-.00025	.00007
Check ?	Chk Warn	Chk Pass	Chk Pass	Chk Warn	Chk Pass	Chk Pass	None	Chk Pass	Chk Pass	Chk Pass	Chk Pass
High Limit	.00093			.00156							
Low Limit	-.00093			-.00156							

Elem	Cu3247	Fe2599	K_7664	Li6707	Mg2790	Mn2576	Mo2020	Na5895	Ni2316	P_1782	Pb2203
Units	ppm	ppm	ppm	ppm	ppm	ppm	ppm	ppm	ppm	ppm	ppm
Avg	W **-.00187**	**.00593**	**.12719**	**-.00010**	**.00333**	**.00009**	**.00042**	W **.10711**	**-.00026**	**-.00382**	**-.00039**
Stddev	.00011	.00196	.01027	.00041	.00174	.00001	.00000	.00907	.00039	.00290	.00163
%RSD	5.8286	33.012	8.0712	411.49	52.248	7.0670	.93683	8.4669	147.51	75.779	416.33
#1	-.00195	.00732	.11993	-.00039	.00210	.00009	.00043	.11353	-.00054	-.00587	-.00154
#2	-.00179	.00455	.13445	.00019	.00456	.00009	.00042	.10070	.00001	-.00178	.00076
Check ?	Chk Warn	Chk Pass	Chk Pass	Chk Pass	Chk Pass	Chk Pass	Chk Pass	Chk Warn	Chk Pass	Chk Pass	Chk Pass
High Limit	.00136							.09160			
Low Limit	-.00136							-.09160			

Elem	S_1820	Sb2068	Se1960	Si2881	Sn1899	Sr4077	Th2837	Ti3349	Tl1908	U_3701	V_2924
Units	ppm	ppm	ppm	ppm	ppm	ppm	ppm	ppm	ppm	ppm	ppm
Avg	**.02731**	**.00046**	**.00026**	**.00066**	**.00146**	**.00029**	**-.00138**	**.00016**	**-.00120**	**.00115**	**.00010**
Stddev	.00181	.00270	.00210	.01242	.00059	.00008	.00089	.00014	.00034	.00118	.00023
%RSD	6.6219	587.29	794.49	1890.8	40.667	28.193	64.603	89.953	28.318	103.23	240.76
#1	.02858	.00237	-.00122	.00944	.00188	.00034	-.00200	.00026	-.00144	.00198	-.00007
#2	.02603	-.00145	.00175	-.00812	.00104	.00023	-.00075	.00006	-.00096	.00031	.00026
Check ?	None	Chk Pass	Chk Pass	Chk Pass	Chk Pass	Chk Pass	Chk Pass	Chk Pass	Chk Pass	Chk Pass	Chk Pass
High Limit											
Low Limit											

Elem	Zn2062	Zr3391
Units	ppm	ppm
Avg	**-.00017**	**.00043**
Stddev	.00070	.00107
%RSD	408.43	247.48
#1	.00032	-.00032
#2	-.00066	.00119
Check ?	Chk Pass	Chk Pass
High Limit		
Low Limit		

Int. Std.	Y_2243	Y_3600	Y_3774
Units	Cts/S	Cts/S	Cts/S
Avg	**1540.2**	**33214.**	**5793.0**
Stddev	3.4	181.	6.4
%RSD	.21819	.54428	.10969
#1	1542.6	33341.	5797.5
#2	1537.9	33086.	5788.5

Sample Name: ccvl-3903059 Acquired: 5/21/2016 2:15:00 Type: QC
Method: 6500_026(v10) Mode: CONC Corr. Factor: 1.000000
User: kellyca Custom ID1: Custom ID2: Custom ID3:
Comment:

Elem	Ag3280	Al1670	As1890	B_2089	Ba4554	Be3130	Bi2230	Ca3179	Cd2288	Co2286	Cr2055	Cu3247
Units	ppm	ppm	ppm	ppm	ppm	ppm	ppm	ppm	ppm	ppm	ppm	ppm
Avg	**.01041**	**.10750**	**.01330**	**.11361**	**.01016**	**.00087**	**.11621**	**.20181**	**.00561**	**.01084**	**.01039**	**.01294**
Stddev	.00010	.00021	.00515	.00012	.00009	.00005	.00117	.00049	.00030	.00033	.00019	.00037
%RSD	.92300	.19848	38.726	.10603	.90480	6.0853	1.0088	.24205	5.3476	3.0374	1.8706	2.8794
#1	.01034	.10765	.01695	.11369	.01010	.00083	.11704	.20147	.00539	.01061	.01025	.01320
#2	.01048	.10735	.00966	.11352	.01023	.00091	.11538	.20216	.00582	.01108	.01053	.01268
Check ?	Chk Pass	Chk Pass	Chk Pass	Chk Pass	Chk Pass	Chk Pass	Chk Pass	Chk Pass	Chk Pass	Chk Pass	Chk Pass	Chk Pass
Value												
Range												

Elem	Fe2599	K_7664	Li6707	Mg2790	Mn2576	Mo2020	Na5895	Ni2316	P_1782	Pb2203	S_1820	Sb2068
Units	ppm	ppm	ppm	ppm	ppm	ppm	ppm	ppm	ppm	ppm	ppm	ppm
Avg	**.10829**	**3.1658**	**.01023**	**.19992**	**.01016**	**.02182**	**1.1261**	**.04231**	**3.0286**	**.00724**	**.02176**	**.02103**
Stddev	.00181	.0170	.00012	.00505	.00004	.00003	.0138	.00048	.0067	.00238	.00062	.00031
%RSD	1.6677	.53780	1.1907	2.5239	.42705	.14608	1.2237	1.1343	.22249	32.948	2.8607	1.4540
#1	.10957	3.1538	.01032	.20348	.01019	.02185	1.1163	.04265	3.0334	.00892	.02220	.02082
#2	.10701	3.1778	.01015	.19635	.01013	.02180	1.1358	.04197	3.0238	.00555	.02132	.02125
Check ?	Chk Pass	Chk Pass	Chk Pass	Chk Pass	Chk Pass	Chk Pass	Chk Pass	Chk Pass	Chk Pass	Chk Pass	None	Chk Pass
Value												
Range												

Elem	Se1960	Si2881	Sn1899	Sr4077	Th2837	Ti3349	Tl1908	U_3701	V_2924	Zn2062	Zr3391
Units	ppm	ppm	ppm	ppm	ppm	ppm	ppm	ppm	ppm	ppm	ppm
Avg	F **.01000**	**.50910**	**.10244**	**.00951**	**.01363**	**.00906**	**.01561**	**.07781**	**.00931**	**.01948**	**.01407**
Stddev	.00084	.01365	.00018	.00004	.00024	.00026	.00129	.00134	.00009	.00212	.00104
%RSD	8.3765	2.6820	.17236	.43612	1.7574	2.8656	8.2348	1.7219	.92220	10.880	7.4076
#1	.01059	.49945	.10257	.00948	.01346	.00888	.01652	.07876	.00925	.01798	.01480
#2	.00941	.51876	.10232	.00954	.01380	.00925	.01470	.07686	.00937	.02098	.01333
Check ?	Chk Fail	Chk Pass	Chk Pass	Chk Pass	Chk Pass	Chk Pass	Chk Pass	Chk Pass	Chk Pass	Chk Pass	Chk Pass
Value	.01500										
Range	-30.000%										

Int. Std.	Y_2243	Y_3600	Y_3774
Units	Cts/S	Cts/S	Cts/S
Avg	**1548.9**	**33540.**	**5861.0**
Stddev	1.3	82.	7.8
%RSD	.08340	.24381	.13232
#1	1547.9	33598.	5866.5
#2	1549.8	33482.	5855.5

Sample Name: MB 280-326260/1-A Acquired: 5/21/2016 2:17:46 Type: Unk
Method: 6500_026(v10) Mode: CONC Corr. Factor: 1.000000
User: kellyca Custom ID1: 5/20 Custom ID2: Custom ID3:
Comment: 326260 6010B

Elem	Ag3280	Al1670	As1890	B_2089	Ba4554	Be3130	Bi2230	Ca3179	Cd2288
Line	328.068 {103}	167.079 {502}	189.042 {478}	208.959 {461}	455.403 { 74}	313.042 {108}	223.061 {451}	317.933 {106}	228.802 {447}
Units	ppm	ppm	ppm	ppm	ppm	ppm	ppm	ppm	ppm
Avg	**.00024**	**.00416**	W **-.00717**	**.00210**	**.00009**	**-.00017**	**-.00296**	**.02190**	**.00005**
Stddev	.00008	.00109	.00127	.00045	.00004	.00004	.00054	.00100	.00014
%RSD	34.870	26.177	17.766	21.573	43.230	22.306	18.247	4.5707	260.89
#1	.00030	.00493	-.00627	.00178	.00011	-.00014	-.00258	.02261	.00015
#2	.00018	.00339	-.00807	.00242	.00006	-.00019	-.00335	.02119	-.00004
Check ?	Chk Pass	Chk Pass	Chk Warn	Chk Pass	Chk Pass	Chk Pass	Chk Pass	Chk Pass	Chk Pass
High Limit			.00500						
Low Limit			-.00500						

Elem	Co2286	Cr2055	Cu3247	Fe2599	K_7664	Li6707	Mg2790	Mn2576	Mo2020
Line	228.616 {447}	205.560 {464}	324.754 {104}	259.940 {130}	766.490 { 44}	670.784 { 50}	279.079 {121}2	257.610 {131}	202.030 {467}
Units	ppm	ppm	ppm	ppm	ppm	ppm	ppm	ppm	ppm
Avg	**-.00054**	**.00003**	**-.00198**	**.01359**	**.07916**	**-.00040**	**.00615**	**.00042**	**.00036**
Stddev	.00013	.00033	.00000	.00044	.00704	.00030	.00219	.00002	.00024
%RSD	23.509	950.30	.02651	3.2233	8.8961	75.849	35.585	4.5227	66.614
#1	-.00063	-.00020	-.00198	.01390	.08414	-.00061	.00461	.00043	.00019
#2	-.00045	.00026	-.00198	.01328	.07418	-.00019	.00770	.00040	.00053
Check ?	Chk Pass	Chk Pass	Chk Pass	Chk Pass	Chk Pass	Chk Pass	Chk Pass	Chk Pass	Chk Pass
High Limit									
Low Limit									

Elem	Na5895	Ni2316	P_1782	Pb2203	S_1820	Sb2068	Se1960	Si2881	Sn1899
Line	589.592 { 57}	231.604 {446}	178.284 {489}	220.353 {453}	182.034 {485}	206.833 {463}	196.090 {472}	288.158 {117}	189.989 {477}
Units	ppm	ppm	ppm	ppm	ppm	ppm	ppm	ppm	ppm
Avg	**.06766**	**.00024**	**-.00297**	**-.00164**	**.02215**	**.00056**	**.00270**	**.00541**	**.00155**
Stddev	.00847	.00019	.00083	.00173	.00080	.00060	.00376	.01087	.00017
%RSD	12.524	79.891	27.866	105.21	3.6233	107.20	139.20	201.10	10.770
#1	.07365	.00037	-.00355	-.00042	.02158	.00014	.00004	.01309	.00144
#2	.06167	.00010	-.00238	-.00286	.02272	.00098	.00535	-.00228	.00167
Check ?	Chk Pass	Chk Pass	Chk Pass	Chk Pass	Chk Pass	Chk Pass	Chk Pass	Chk Pass	Chk Pass
High Limit									
Low Limit									

Elem	Sr4077	Th2837	Ti3349	Tl1908	U_3701	V_2924	Zn2062	Zr3391
Line	407.771 { 83}	283.730 {119}	334.904 {101}	190.856 {477}	370.152 { 91}	292.402 {115}	206.200 {163}	339.198 { 99}
Units	ppm	ppm	ppm	ppm	ppm	ppm	ppm	ppm
Avg	**.00018**	**-.00202**	**.00029**	**-.00307**	W **.05305**	**.00022**	**.00184**	**.00008**
Stddev	.00002	.00048	.00043	.00156	.00655	.00071	.00115	.00046
%RSD	9.2544	23.941	146.93	50.989	12.341	315.45	62.517	601.04
#1	.00017	-.00168	.00059	-.00196	.05768	-.00028	.00265	-.00025
#2	.00020	-.00236	-.00001	-.00417	.04842	.00072	.00103	.00040
Check ?	Chk Pass	Chk Pass	Chk Pass	Chk Pass	Chk Warn	Chk Pass	Chk Pass	Chk Pass
High Limit					.05000			
Low Limit					-.05000			

Int. Std.	Y_2243	Y_3600	Y_3774
Line	224.306 {450}	360.073 { 94}	377.433 { 89}
Units	Cts/S	Cts/S	Cts/S
Avg	**1555.1**	**33888.**	**5935.9**
Stddev	2.4	31.	31.3
%RSD	.15150	.09255	.52698
#1	1556.7	33910.	5958.0
#2	1553.4	33866.	5913.8

Sample Name: LCS 280-326260/2-A Acquired: 5/21/2016 2:20:33 Type: Unk
Method: 6500_026(v10) Mode: CONC Corr. Factor: 1.000000
User: kellyca Custom ID1: p Custom ID2: Custom ID3:
Comment: 326260 6010B

Elem	Ag3280	Al1670	As1890	B_2089	Ba4554	Be3130	Bi2230	Ca3179	Cd2288
Line	328.068 {103}	167.079 {502}	189.042 {478}	208.959 {461}	455.403 { 74}	313.042 {108}	223.061 {451}	317.933 {106}	228.802 {447}
Units	ppm	ppm	ppm	ppm	ppm	ppm	ppm	ppm	ppm
Avg	**.04729**	**1.9911**	**1.0547**	F **1.1219**	**1.9694**	**.05072**	F **2.2380**	**49.427**	**.10597**
Stddev	.00027	.0001	.0124	.0050	.0088	.00030	.0056	.008	.00108
%RSD	.56550	.00631	1.1723	.44151	.44722	.58498	.24802	.01554	1.0176
#1	.04710	1.9912	1.0460	1.1254	1.9632	.05051	2.2420	49.432	.10674
#2	.04748	1.9910	1.0635	1.1184	1.9756	.05093	2.2341	49.421	.10521
Check ?	Chk Pass	Chk Pass	Chk Pass	Chk Fail	Chk Pass	Chk Pass	Chk Fail	Chk Pass	Chk Pass
High Limit				1.1000			2.2000		
Low Limit				.89000			1.8000		

Elem	Co2286	Cr2055	Cu3247	Fe2599	K_7664	Li6707	Mg2790	Mn2576	Mo2020
Line	228.616 {447}	205.560 {464}	324.754 {104}	259.940 {130}	766.490 { 44}	670.784 { 50}	279.079 {121}2	257.610 {131}	202.030 {467}
Units	ppm	ppm	ppm	ppm	ppm	ppm	ppm	ppm	ppm
Avg	**.52080**	F **.20697**	**.24326**	**.98572**	**51.624**	**1.0647**	**47.543**	**.47881**	**1.0952**
Stddev	.00123	.00017	.00140	.00882	.247	.0045	.127	.00026	.0045
%RSD	.23712	.08424	.57741	.89522	.47897	.42084	.26797	.05354	.41462
#1	.51993	.20710	.24426	.97948	51.449	1.0616	47.633	.47899	1.0984
#2	.52167	.20685	.24227	.99196	51.798	1.0679	47.453	.47862	1.0920
Check ?	Chk Pass	Chk Fail	Chk Pass	Chk Pass	Chk Pass	Chk Pass	Chk Pass	Chk Pass	Chk Pass
High Limit		.05750							
Low Limit		.04300							

Elem	Na8183	Ni2316	P_1782	Pb2203	S_1820	Sb2068	Se1960	Si2881	Sn1899
Line	818.326 { 41}	231.604 {446}	178.284 {489}	220.353 {453}	182.034 {485}	206.833 {463}	196.090 {472}	288.158 {117}	189.989 {477}
Units	ppm	ppm	ppm	ppm	ppm	ppm	ppm	ppm	ppm
Avg	**50.328**	**.49540**	**10.519**	**.52250**	**2.1005**	**.52717**	**2.0355**	**9.9473**	**1.9530**
Stddev	.072	.00138	.029	.00013	.0006	.00273	.0027	.0474	.0047
%RSD	.14305	.27928	.27440	.02398	.02654	.51786	.13331	.47655	.23854
#1	50.379	.49638	10.539	.52241	2.1008	.52910	2.0336	9.9138	1.9563
#2	50.277	.49442	10.498	.52258	2.1001	.52524	2.0375	9.9808	1.9497
Check ?	Chk Pass	Chk Pass	Chk Pass	Chk Pass	Chk Pass	Chk Pass	Chk Pass	Chk Pass	Chk Pass
High Limit									
Low Limit									

Elem	Sr4077	Th2837	Ti3349	Tl1908	U_3701	V_2924	Zn2062	Zr3391
Line	407.771 { 83}	283.730 {119}	334.904 {101}	190.856 {477}	370.152 { 91}	292.402 {115}	206.200 {163}	339.198 { 99}
Units	ppm	ppm	ppm	ppm	ppm	ppm	ppm	ppm
Avg	F **.90934**	**.95829**	F **.89717**	**1.9810**	**2.0482**	**.44880**	**.47962**	**.48611**
Stddev	.00648	.00226	.00104	.0031	.0185	.00367	.00069	.00080
%RSD	.71243	.23561	.11592	.15676	.90223	.81828	.14401	.16541
#1	.90476	.95670	.89791	1.9832	2.0613	.45140	.47913	.48668
#2	.91392	.95989	.89644	1.9788	2.0352	.44620	.48011	.48555
Check ?	Chk Fail	Chk Pass	Chk Fail	Chk Pass	Chk Pass	Chk Pass	Chk Pass	Chk Pass
High Limit	1.1000		1.1000					
Low Limit	.91000		.90000					

Int. Std.	Y_2243	Y_3600	Y_3774
Line	224.306 {450}	360.073 { 94}	377.433 { 89}
Units	Cts/S	Cts/S	Cts/S
Avg	**1485.9**	**31905.**	**5817.5**
Stddev	2.0	32.	10.8
%RSD	.13722	.10073	.18483
#1	1484.5	31927.	5825.1
#2	1487.4	31882.	5809.9

Sample Name: 280-83016-D-1-B Acquired: 5/21/2016 2:23:07 Type: Unk
Method: 6500_026(v10) Mode: CONC Corr. Factor: 1.000000
User: kellyca Custom ID1: Custom ID2: Custom ID3:
Comment: 326260 6010B

Elem	Ag3280	Al1670	As1890	B_2089	Ba4554	Be3130	Bi2230	Ca3179	Cd2288
Line	328.068 {103}	167.079 {502}	189.042 {478}	208.959 {461}	455.403 { 74}	313.042 {108}	223.061 {451}	317.933 {106}	228.802 {447}
Units	ppm	ppm	ppm	ppm	ppm	ppm	ppm	ppm	ppm
Avg	**.00020**	**.00235**	W **-.01130**	**.01656**	**.04817**	**.00002**	**-.00612**	**1.0227**	**.00057**
Stddev	.00034	.00017	.00309	.00003	.00044	.00000	.00132	.0039	.00001
%RSD	168.08	7.4180	27.340	.17077	.90433	22.221	21.613	.37758	2.3009
#1	.00044	.00247	-.01349	.01654	.04848	.00002	-.00706	1.0254	.00058
#2	-.00004	.00223	-.00912	.01658	.04786	.00002	-.00519	1.0200	.00056
Check ?	Chk Pass	Chk Pass	Chk Warn	Chk Pass	Chk Pass	Chk Pass	Chk Pass	Chk Pass	Chk Pass
High Limit			45.000						
Low Limit			-.01000						

Elem	Co2286	Cr2055	Cu3247	Fe2599	K_7664	Li6707	Mg2790	Mn2576	Mo2020
Line	228.616 {447}	205.560 {464}	324.754 {104}	259.940 {130}	766.490 { 44}	670.784 { 50}	279.079 {121}2	257.610 {131}	202.030 {467}
Units	ppm	ppm	ppm	ppm	ppm	ppm	ppm	ppm	ppm
Avg	**-.00091**	**.00036**	**-.00170**	**.01895**	**1.6018**	**.01214**	**1.0627**	**.00483**	**.00098**
Stddev	.00017	.00003	.00004	.00042	.0070	.00039	.0009	.00001	.00013
%RSD	18.340	6.9766	2.2423	2.2034	.43822	3.2522	.08348	.13624	13.199
#1	-.00079	.00038	-.00167	.01865	1.5969	.01186	1.0633	.00484	.00089
#2	-.00103	.00035	-.00173	.01924	1.6068	.01242	1.0620	.00483	.00107
Check ?	Chk Pass	Chk Pass	Chk Pass	Chk Pass	Chk Pass	Chk Pass	Chk Pass	Chk Pass	Chk Pass
High Limit									
Low Limit									

Elem	Na8183	Ni2316	P_1782	Pb2203	S_1820	Sb2068	Se1960	Si2881	Sn1899
Line	818.326 { 41}	231.604 {446}	178.284 {489}	220.353 {453}	182.034 {485}	206.833 {463}	196.090 {472}	288.158 {117}	189.989 {477}
Units	ppm	ppm	ppm	ppm	ppm	ppm	ppm	ppm	ppm
Avg	**11.447**	**.00112**	**.03804**	W **-.00316**	**1.1377**	**.00046**	**-.00294**	**45.603**	**.00042**
Stddev	.132	.00030	.00108	.00109	.0069	.00062	.00076	.072	.00025
%RSD	1.1543	26.442	2.8501	34.369	.60285	133.26	25.818	.15719	59.898
#1	11.353	.00133	.03881	-.00393	1.1426	.00003	-.00241	45.653	.00024
#2	11.540	.00091	.03728	-.00239	1.1329	.00090	-.00348	45.552	.00060
Check ?	Chk Pass	Chk Pass	Chk Pass	Chk Warn	Chk Pass	Chk Pass	Chk Pass	Chk Pass	Chk Pass
High Limit				10.000					
Low Limit				-.00300					

Elem	Sr4077	Th2837	Ti3349	Tl1908	U_3701	V_2924	Zn2062	Zr3391
Line	407.771 { 83}	283.730 {119}	334.904 {101}	190.856 {477}	370.152 { 91}	292.402 {115}	206.200 {163}	339.198 { 99}
Units	ppm	ppm	ppm	ppm	ppm	ppm	ppm	ppm
Avg	**.03724**	**-.00221**	**.00021**	**-.00001**	**.02862**	**.00103**	**-.00009**	**.00095**
Stddev	.00021	.00123	.00022	.00199	.00753	.00002	.00080	.00062
%RSD	.57429	55.426	104.31	34285.	26.309	1.8053	845.54	64.724
#1	.03709	-.00135	.00006	-.00141	.02329	.00104	-.00066	.00139
#2	.03739	-.00308	.00037	.00140	.03394	.00101	.00047	.00052
Check ?	Chk Pass	Chk Pass	Chk Pass	Chk Pass	Chk Pass	Chk Pass	Chk Pass	Chk Pass
High Limit								
Low Limit								

Int. Std.	Y_2243	Y_3600	Y_3774
Line	224.306 {450}	360.073 { 94}	377.433 { 89}
Units	Cts/S	Cts/S	Cts/S
Avg	**1543.3**	**33403.**	**5955.4**
Stddev	1.1	29.	7.6
%RSD	.07446	.08675	.12834
#1	1542.5	33383.	5960.8
#2	1544.1	33424.	5950.0

Sample Name: 280-83016-D-2-B Acquired: 5/21/2016 2:25:53 Type: Unk
Method: 6500_026(v10) Mode: CONC Corr. Factor: 1.000000
User: kellyca Custom ID1: Custom ID2: Custom ID3:
Comment: 326260 6010B

Elem	Ag3280	Al1670	As1890	B_2089	Ba4554	Be3130	Bi2230	Ca3179	Cd2288
Line	328.068 {103}	167.079 {502}	189.042 {478}	208.959 {461}	455.403 { 74}	313.042 {108}	223.061 {451}	317.933 {106}	228.802 {447}
Units	ppm	ppm	ppm	ppm	ppm	ppm	ppm	ppm	ppm
Avg	**.00055**	**.00271**	**-.00520**	**.01245**	**.02648**	**-.00004**	**-.00256**	**1.0129**	**.00042**
Stddev	.00005	.00154	.00230	.00038	.00010	.00004	.00159	.0052	.00042
%RSD	8.7330	57.055	44.256	3.0197	.37266	110.64	62.296	.51088	99.735
#1	.00059	.00162	-.00357	.01218	.02641	-.00001	-.00143	1.0092	.00012
#2	.00052	.00380	-.00683	.01271	.02655	-.00007	-.00369	1.0165	.00072
Check ?	Chk Pass	Chk Pass	Chk Pass	Chk Pass	Chk Pass	Chk Pass	Chk Pass	Chk Pass	Chk Pass
High Limit									
Low Limit									

Elem	Co2286	Cr2055	Cu3247	Fe2599	K_7664	Li6707	Mg2790	Mn2576	Mo2020
Line	228.616 {447}	205.560 {464}	324.754 {104}	259.940 {130}	766.490 { 44}	670.784 { 50}	279.079 {121}2	257.610 {131}	202.030 {467}
Units	ppm	ppm	ppm	ppm	ppm	ppm	ppm	ppm	ppm
Avg	**-.00063**	**.00163**	**-.00181**	**.00685**	**1.6351**	**.00503**	**.52819**	**.00125**	**.00028**
Stddev	.00030	.00042	.00007	.00318	.0037	.00110	.00028	.00001	.00038
%RSD	47.842	25.563	4.0306	46.385	.22673	21.913	.05341	1.1941	136.67
#1	-.00042	.00193	-.00186	.00910	1.6325	.00581	.52799	.00126	.00001
#2	-.00084	.00134	-.00176	.00460	1.6377	.00425	.52839	.00124	.00055
Check ?	Chk Pass	Chk Pass	Chk Pass	Chk Pass	Chk Pass	Chk Pass	Chk Pass	Chk Pass	Chk Pass
High Limit									
Low Limit									

Elem	Na5895	Ni2316	P_1782	Pb2203	S_1820	Sb2068	Se1960	Si2881	Sn1899
Line	589.592 { 57}	231.604 {446}	178.284 {489}	220.353 {453}	182.034 {485}	206.833 {463}	196.090 {472}	288.158 {117}	189.989 {477}
Units	ppm	ppm	ppm	ppm	ppm	ppm	ppm	ppm	ppm
Avg	**6.7279**	**.00018**	**.00972**	**-.00268**	**.63566**	**.00120**	**-.00344**	**21.885**	**.00069**
Stddev	.0344	.00019	.00402	.00162	.00252	.00077	.00068	.078	.00016
%RSD	.51181	102.26	41.413	60.558	.39660	64.451	19.730	.35783	23.393
#1	6.7036	.00032	.01256	-.00382	.63744	.00065	-.00392	21.829	.00057
#2	6.7523	.00005	.00687	-.00153	.63387	.00175	-.00296	21.940	.00080
Check ?	Chk Pass	Chk Pass	Chk Pass	Chk Pass	Chk Pass	Chk Pass	Chk Pass	Chk Pass	Chk Pass
High Limit									
Low Limit									

Elem	Sr4077	Th2837	Ti3349	Tl1908	U_3701	V_2924	Zn2062	Zr3391
Line	407.771 { 83}	283.730 {119}	334.904 {101}	190.856 {477}	370.152 { 91}	292.402 {115}	206.200 {163}	339.198 { 99}
Units	ppm	ppm	ppm	ppm	ppm	ppm	ppm	ppm
Avg	**.03725**	**-.00136**	**.00022**	**-.00010**	**.02444**	**.00011**	**.00111**	**.00003**
Stddev	.00010	.00088	.00038	.00009	.00077	.00040	.00033	.00149
%RSD	.26819	64.785	171.19	86.499	3.1674	355.45	29.582	5263.0
#1	.03718	-.00198	-.00005	-.00016	.02389	-.00017	.00088	-.00103
#2	.03732	-.00073	.00049	-.00004	.02498	.00040	.00134	.00109
Check ?	Chk Pass	Chk Pass	Chk Pass	Chk Pass	Chk Pass	Chk Pass	Chk Pass	Chk Pass
High Limit								
Low Limit								

Int. Std.	Y_2243	Y_3600	Y_3774
Line	224.306 {450}	360.073 { 94}	377.433 { 89}
Units	Cts/S	Cts/S	Cts/S
Avg	**1549.2**	**33552.**	**5965.5**
Stddev	2.0	59.	6.0
%RSD	.13199	.17528	.10132
#1	1547.8	33593.	5969.8
#2	1550.7	33510.	5961.2

Sample Name: 280-83016-D-3-B Acquired: 5/21/2016 2:28:39 Type: Unk
Method: 6500_026(v10) Mode: CONC Corr. Factor: 1.000000
User: kellyca Custom ID1: Custom ID2: Custom ID3:
Comment: 326260 6010B

Elem	Ag3280	Al1670	As1890	B_2089	Ba4554	Be3130	Bi2230	Ca3179	Cd2288
Line	328.068 {103}	167.079 {502}	189.042 {478}	208.959 {461}	455.403 { 74}	313.042 {108}	223.061 {451}	317.933 {106}	228.802 {447}
Units	ppm	ppm	ppm	ppm	ppm	ppm	ppm	ppm	ppm
Avg	**.00069**	**.00284**	**-.00303**	**.00939**	**.05492**	**.00023**	**-.00436**	**1.2728**	**.00014**
Stddev	.00005	.00003	.00517	.00016	.00022	.00002	.00342	.0006	.00022
%RSD	7.9574	1.1594	170.75	1.6614	.40501	9.9999	78.495	.04391	152.50
#1	.00065	.00281	-.00668	.00928	.05476	.00022	-.00678	1.2724	.00030
#2	.00073	.00286	.00063	.00950	.05508	.00025	-.00194	1.2732	-.00001
Check ?	Chk Pass	Chk Pass	Chk Pass	Chk Pass	Chk Pass	Chk Pass	Chk Pass	Chk Pass	Chk Pass
High Limit									
Low Limit									

Elem	Co2286	Cr2055	Cu3247	Fe2599	K_7664	Li6707	Mg2790	Mn2576	Mo2020
Line	228.616 {447}	205.560 {464}	324.754 {104}	259.940 {130}	766.490 { 44}	670.784 { 50}	279.079 {121}2	257.610 {131}	202.030 {467}
Units	ppm	ppm	ppm	ppm	ppm	ppm	ppm	ppm	ppm
Avg	**.00177**	**.00008**	**-.00142**	**.75486**	**1.7086**	**.00212**	**1.0183**	**.00584**	**.00038**
Stddev	.00038	.00006	.00036	.00091	.0190	.00026	.0090	.00005	.00027
%RSD	21.690	69.805	25.362	.12004	1.1090	12.314	.88791	.93532	72.230
#1	.00205	.00004	-.00117	.75550	1.6952	.00230	1.0247	.00580	.00057
#2	.00150	.00012	-.00168	.75422	1.7220	.00193	1.0119	.00588	.00018
Check ?	Chk Pass	Chk Pass	Chk Pass	Chk Pass	Chk Pass	Chk Pass	Chk Pass	Chk Pass	Chk Pass
High Limit									
Low Limit									

Elem	Na5895	Ni2316	P_1782	Pb2203	S_1820	Sb2068	Se1960	Si2881	Sn1899
Line	589.592 { 57}	231.604 {446}	178.284 {489}	220.353 {453}	182.034 {485}	206.833 {463}	196.090 {472}	288.158 {117}	189.989 {477}
Units	ppm	ppm	ppm	ppm	ppm	ppm	ppm	ppm	ppm
Avg	**8.3002**	**.00270**	**.01321**	**-.00157**	**.24710**	**.00185**	**-.00364**	**23.410**	**.00103**
Stddev	.0490	.00038	.00043	.00104	.00833	.00420	.00089	.079	.00054
%RSD	.59005	14.261	3.2298	66.028	3.3706	227.50	24.333	.33957	52.834
#1	8.2656	.00242	.01351	-.00230	.25299	-.00112	-.00302	23.354	.00064
#2	8.3348	.00297	.01291	-.00084	.24121	.00482	-.00427	23.466	.00141
Check ?	Chk Pass	Chk Pass	Chk Pass	Chk Pass	Chk Pass	Chk Pass	Chk Pass	Chk Pass	Chk Pass
High Limit									
Low Limit									

Elem	Sr4077	Th2837	Ti3349	Tl1908	U_3701	V_2924	Zn2062	Zr3391
Line	407.771 { 83}	283.730 {119}	334.904 {101}	190.856 {477}	370.152 { 91}	292.402 {115}	206.200 {163}	339.198 { 99}
Units	ppm	ppm	ppm	ppm	ppm	ppm	ppm	ppm
Avg	**.03609**	**-.00277**	**.00028**	**-.00055**	**-.01155**	**-.00005**	**.00552**	**.00057**
Stddev	.00021	.00239	.00045	.00078	.02652	.00069	.00006	.00087
%RSD	.58708	86.499	157.39	142.38	229.61	1349.5	1.0564	154.42
#1	.03594	-.00446	-.00003	.00000	.00720	.00043	.00556	-.00005
#2	.03624	-.00108	.00060	-.00109	-.03031	-.00054	.00548	.00118
Check ?	Chk Pass	Chk Pass	Chk Pass	Chk Pass	Chk Pass	Chk Pass	Chk Pass	Chk Pass
High Limit								
Low Limit								

Int. Std.	Y_2243	Y_3600	Y_3774
Line	224.306 {450}	360.073 { 94}	377.433 { 89}
Units	Cts/S	Cts/S	Cts/S
Avg	**1549.3**	**33639.**	**5975.8**
Stddev	3.1	59.	15.2
%RSD	.19740	.17595	.25513
#1	1547.2	33597.	5986.5
#2	1551.5	33681.	5965.0

Sample Name: 280-83016-D-4-B Acquired: 5/21/2016 2:31:25 Type: Unk
Method: 6500_026(v10) Mode: CONC Corr. Factor: 1.000000
User: kellyca Custom ID1: Custom ID2: Custom ID3:
Comment: 326260 6010B

Elem	Ag3280	Al1670	As1890	B_2089	Ba4554	Be3130	Bi2230	Ca3179	Cd2288
Line	328.068 {103}	167.079 {502}	189.042 {478}	208.959 {461}	455.403 { 74}	313.042 {108}	223.061 {451}	317.933 {106}	228.802 {447}
Units	ppm	ppm	ppm	ppm	ppm	ppm	ppm	ppm	ppm
Avg	**.00050**	**.05919**	**-.00213**	**.01175**	**.03635**	**.00015**	**-.00357**	**.67432**	**.00066**
Stddev	.00030	.00003	.00069	.00089	.00011	.00002	.00344	.00015	.00016
%RSD	59.163	.04977	32.462	7.5698	.31623	13.177	96.415	.02225	24.688
#1	.00029	.05917	-.00164	.01112	.03627	.00013	-.00114	.67443	.00078
#2	.00071	.05921	-.00261	.01238	.03643	.00016	-.00600	.67422	.00055
Check ?	Chk Pass	Chk Pass	Chk Pass	Chk Pass	Chk Pass	Chk Pass	Chk Pass	Chk Pass	Chk Pass
High Limit									
Low Limit									

Elem	Co2286	Cr2055	Cu3247	Fe2599	K_7664	Li6707	Mg2790	Mn2576	Mo2020
Line	228.616 {447}	205.560 {464}	324.754 {104}	259.940 {130}	766.490 { 44}	670.784 { 50}	279.079 {121}2	257.610 {131}	202.030 {467}
Units	ppm	ppm	ppm	ppm	ppm	ppm	ppm	ppm	ppm
Avg	**-.00063**	**.00004**	**-.00152**	**.18066**	**1.0386**	**.00671**	**.55277**	**.00622**	**-.00016**
Stddev	.00003	.00016	.00034	.00425	.0266	.00069	.00281	.00004	.00004
%RSD	4.9309	399.50	22.175	2.3500	2.5642	10.216	.50795	.66376	23.367
#1	-.00066	.00015	-.00128	.17766	1.0198	.00720	.55476	.00619	-.00013
#2	-.00061	-.00007	-.00175	.18367	1.0574	.00623	.55079	.00625	-.00018
Check ?	Chk Pass	Chk Pass	Chk Pass	Chk Pass	Chk Pass	Chk Pass	Chk Pass	Chk Pass	Chk Pass
High Limit									
Low Limit									

Elem	Na8183	Ni2316	P_1782	Pb2203	S_1820	Sb2068	Se1960	Si2881	Sn1899
Line	818.326 { 41}	231.604 {446}	178.284 {489}	220.353 {453}	182.034 {485}	206.833 {463}	196.090 {472}	288.158 {117}	189.989 {477}
Units	ppm	ppm	ppm	ppm	ppm	ppm	ppm	ppm	ppm
Avg	**11.017**	**.00097**	**.01334**	**-.00067**	**.50294**	**.00045**	**-.00062**	**38.312**	**-.00018**
Stddev	.010	.00034	.00031	.00053	.00053	.00026	.00617	.019	.00213
%RSD	.09182	35.199	2.3268	79.067	.10509	58.575	993.62	.04871	1191.7
#1	11.010	.00122	.01356	-.00029	.50332	.00026	.00374	38.326	.00132
#2	11.024	.00073	.01312	-.00104	.50257	.00064	-.00499	38.299	-.00168
Check ?	Chk Pass	Chk Pass	Chk Pass	Chk Pass	Chk Pass	Chk Pass	Chk Pass	Chk Pass	Chk Pass
High Limit									
Low Limit									

Elem	Sr4077	Th2837	Ti3349	Tl1908	U_3701	V_2924	Zn2062	Zr3391
Line	407.771 { 83}	283.730 {119}	334.904 {101}	190.856 {477}	370.152 { 91}	292.402 {115}	206.200 {163}	339.198 { 99}
Units	ppm	ppm	ppm	ppm	ppm	ppm	ppm	ppm
Avg	**.02187**	**-.00172**	**.00180**	**-.00348**	**-.00761**	**.00042**	**-.00020**	**.00055**
Stddev	.00010	.00082	.00012	.00116	.01905	.00019	.00073	.00069
%RSD	.45365	47.438	6.4414	33.359	250.51	44.409	366.50	126.17
#1	.02180	-.00114	.00188	-.00430	-.02108	.00029	-.00071	.00104
#2	.02194	-.00230	.00172	-.00266	.00587	.00055	.00031	.00006
Check ?	Chk Pass	Chk Pass	Chk Pass	Chk Pass	Chk Pass	Chk Pass	Chk Pass	Chk Pass
High Limit								
Low Limit								

Int. Std.	Y_2243	Y_3600	Y_3774
Line	224.306 {450}	360.073 { 94}	377.433 { 89}
Units	Cts/S	Cts/S	Cts/S
Avg	**1556.1**	**33505.**	**5970.3**
Stddev	2.2	21.	20.1
%RSD	.13982	.06342	.33736
#1	1554.6	33520.	5956.0
#2	1557.7	33490.	5984.5

Sample Name: 280-83016-D-5-B Acquired: 5/21/2016 2:34:12 Type: Unk
Method: 6500_026(v10) Mode: CONC Corr. Factor: 1.000000
User: kellyca Custom ID1: Custom ID2: Custom ID3:
Comment: 326260 6010B

Elem	Ag3280	Al1670	As1890	B_2089	Ba4554	Be3130	Bi2230	Ca3179	Cd2288
Line	328.068 {103}	167.079 {502}	189.042 {478}	208.959 {461}	455.403 { 74}	313.042 {108}	223.061 {451}	317.933 {106}	228.802 {447}
Units	ppm	ppm	ppm	ppm	ppm	ppm	ppm	ppm	ppm
Avg	**.00064**	**.00844**	**.01530**	**.01276**	**.29958**	**-.00007**	**-.00127**	**7.8807**	**.00048**
Stddev	.00030	.00006	.00179	.00035	.00091	.00006	.00165	.0072	.00018
%RSD	46.238	.70366	11.715	2.7816	.30315	81.087	129.48	.09143	37.585
#1	.00043	.00840	.01656	.01301	.29894	-.00012	-.00244	7.8858	.00035
#2	.00085	.00848	.01403	.01251	.30022	-.00003	-.00011	7.8756	.00061
Check ?	Chk Pass	Chk Pass	Chk Pass	Chk Pass	Chk Pass	Chk Pass	Chk Pass	Chk Pass	Chk Pass
High Limit									
Low Limit									

Elem	Co2286	Cr2055	Cu3247	Fe2599	K_7664	Li6707	Mg2790	Mn2576	Mo2020
Line	228.616 {447}	205.560 {464}	324.754 {104}	259.940 {130}	766.490 { 44}	670.784 { 50}	279.079 {121}2	257.610 {131}	202.030 {467}
Units	ppm	ppm	ppm	ppm	ppm	ppm	ppm	ppm	ppm
Avg	**.00163**	**.00012**	**-.00137**	**17.723**	**1.8907**	**.00736**	**7.3944**	**.10732**	**-.00033**
Stddev	.00004	.00030	.00012	.024	.0197	.00029	.0112	.00005	.00023
%RSD	2.4363	252.64	8.6439	.13504	1.0403	3.9553	.15085	.04677	69.513
#1	.00166	-.00009	-.00129	17.706	1.8768	.00756	7.3866	.10728	-.00049
#2	.00161	.00033	-.00146	17.740	1.9046	.00715	7.4023	.10735	-.00017
Check ?	Chk Pass	Chk Pass	Chk Pass	Chk Pass	Chk Pass	Chk Pass	Chk Pass	Chk Pass	Chk Pass
High Limit									
Low Limit									

Elem	Na8183	Ni2316	P_1782	Pb2203	S_1820	Sb2068	Se1960	Si2881	Sn1899
Line	818.326 { 41}	231.604 {446}	178.284 {489}	220.353 {453}	182.034 {485}	206.833 {463}	196.090 {472}	288.158 {117}	189.989 {477}
Units	ppm	ppm	ppm	ppm	ppm	ppm	ppm	ppm	ppm
Avg	**42.614**	**.00123**	**.36195**	W **-.00500**	**.68701**	**.00030**	**.00026**	**40.540**	**.00186**
Stddev	.132	.00125	.00657	.00133	.00248	.00358	.00381	.118	.00025
%RSD	.30965	101.98	1.8159	26.657	.36161	1196.0	1490.6	.29063	13.480
#1	42.520	.00034	.35730	-.00406	.68877	.00283	-.00244	40.457	.00203
#2	42.707	.00211	.36660	-.00594	.68526	-.00223	.00295	40.624	.00168
Check ?	Chk Pass	Chk Pass	Chk Pass	Chk Warn	Chk Pass	Chk Pass	Chk Pass	Chk Pass	Chk Pass
High Limit				10.000					
Low Limit				-.00300					

Elem	Sr4077	Th2837	Ti3349	Tl1908	U_3701	V_2924	Zn2062	Zr3391
Line	407.771 { 83}	283.730 {119}	334.904 {101}	190.856 {477}	370.152 { 91}	292.402 {115}	206.200 {163}	339.198 { 99}
Units	ppm	ppm	ppm	ppm	ppm	ppm	ppm	ppm
Avg	**.21834**	**-.00489**	**-.00004**	**.00005**	**.00796**	**.00093**	**-.00079**	**.00050**
Stddev	.00001	.00168	.00026	.00031	.00000	.00054	.00147	.00016
%RSD	.00345	34.322	651.08	593.31	.01227	58.001	185.68	32.472
#1	.21834	-.00607	.00014	.00027	.00796	.00055	-.00183	.00062
#2	.21835	-.00370	-.00022	-.00017	.00796	.00131	.00025	.00039
Check ?	Chk Pass	Chk Pass	Chk Pass	Chk Pass	Chk Pass	Chk Pass	Chk Pass	Chk Pass
High Limit								
Low Limit								

Int. Std.	Y_2243	Y_3600	Y_3774
Line	224.306 {450}	360.073 { 94}	377.433 { 89}
Units	Cts/S	Cts/S	Cts/S
Avg	**1532.1**	**33010.**	**5984.9**
Stddev	1.1	11.	12.7
%RSD	.06906	.03411	.21273
#1	1531.4	33018.	5993.9
#2	1532.9	33002.	5975.9

Sample Name: 280-83016-D-6-B Acquired: 5/21/2016 2:36:56 Type: Unk
Method: 6500_026(v10) Mode: CONC Corr. Factor: 1.000000
User: kellyca Custom ID1: Custom ID2: Custom ID3:
Comment: 326260 6010B

Elem	Ag3280	Al1670	As1890	B_2089	Ba4554	Be3130	Bi2230	Ca3179	Cd2288
Line	328.068 {103}	167.079 {502}	189.042 {478}	208.959 {461}	455.403 { 74}	313.042 {108}	223.061 {451}	317.933 {106}	228.802 {447}
Units	ppm	ppm	ppm	ppm	ppm	ppm	ppm	ppm	ppm
Avg	**.00037**	**.01698**	**-.00611**	**.00956**	**.04142**	**-.00003**	**-.00098**	**.89262**	**.00024**
Stddev	.00015	.00084	.00100	.00058	.00007	.00004	.00040	.00469	.00022
%RSD	40.203	4.9643	16.382	6.0562	.16418	153.54	40.582	.52491	94.346
#1	.00047	.01758	-.00682	.00915	.04137	.00000	-.00070	.88931	.00039
#2	.00026	.01639	-.00541	.00997	.04147	-.00006	-.00126	.89594	.00008
Check ?	Chk Pass	Chk Pass	Chk Pass	Chk Pass	Chk Pass	Chk Pass	Chk Pass	Chk Pass	Chk Pass
High Limit									
Low Limit									

Elem	Co2286	Cr2055	Cu3247	Fe2599	K_7664	Li6707	Mg2790	Mn2576	Mo2020
Line	228.616 {447}	205.560 {464}	324.754 {104}	259.940 {130}	766.490 { 44}	670.784 { 50}	279.079 {121}2	257.610 {131}	202.030 {467}
Units	ppm	ppm	ppm	ppm	ppm	ppm	ppm	ppm	ppm
Avg	**.00059**	**.00108**	**-.00164**	**.31725**	**.79026**	**.00228**	**.74812**	**.00677**	**-.00025**
Stddev	.00027	.00003	.00007	.00308	.01121	.00081	.00268	.00000	.00028
%RSD	46.289	2.6890	4.5473	.97177	1.4185	35.386	.35820	.01327	115.35
#1	.00078	.00106	-.00169	.31943	.79818	.00171	.75002	.00677	-.00045
#2	.00040	.00110	-.00158	.31507	.78233	.00285	.74623	.00677	-.00005
Check ?	Chk Pass	Chk Pass	Chk Pass	Chk Pass	Chk Pass	Chk Pass	Chk Pass	Chk Pass	Chk Pass
High Limit									
Low Limit									

Elem	Na5895	Ni2316	P_1782	Pb2203	S_1820	Sb2068	Se1960	Si2881	Sn1899
Line	589.592 { 57}	231.604 {446}	178.284 {489}	220.353 {453}	182.034 {485}	206.833 {463}	196.090 {472}	288.158 {117}	189.989 {477}
Units	ppm	ppm	ppm	ppm	ppm	ppm	ppm	ppm	ppm
Avg	**5.3966**	**.00168**	**.00542**	**.00050**	**.10496**	**.00139**	**.00269**	**9.7786**	**.00092**
Stddev	.0081	.00027	.00479	.00163	.00030	.00447	.00569	.0637	.00086
%RSD	.14988	15.909	88.308	323.23	.28746	322.11	211.89	.65151	93.745
#1	5.3908	.00149	.00881	.00166	.10474	.00455	.00671	9.7335	.00031
#2	5.4023	.00187	.00204	-.00065	.10517	-.00177	-.00134	9.8236	.00152
Check ?	Chk Pass	Chk Pass	Chk Pass	Chk Pass	Chk Pass	Chk Pass	Chk Pass	Chk Pass	Chk Pass
High Limit									
Low Limit									

Elem	Sr4077	Th2837	Ti3349	Tl1908	U_3701	V_2924	Zn2062	Zr3391
Line	407.771 { 83}	283.730 {119}	334.904 {101}	190.856 {477}	370.152 { 91}	292.402 {115}	206.200 {163}	339.198 { 99}
Units	ppm	ppm	ppm	ppm	ppm	ppm	ppm	ppm
Avg	**.02194**	**-.00140**	**.00009**	**-.00298**	**.02275**	**.00015**	**.00153**	**.00185**
Stddev	.00011	.00021	.00044	.00356	.03302	.00026	.00035	.00004
%RSD	.48687	14.884	507.90	119.34	145.17	175.20	23.206	2.2156
#1	.02186	-.00126	-.00022	-.00550	-.00060	-.00004	.00128	.00188
#2	.02201	-.00155	.00040	-.00047	.04610	.00033	.00178	.00182
Check ?	Chk Pass	Chk Pass	Chk Pass	Chk Pass	Chk Pass	Chk Pass	Chk Pass	Chk Pass
High Limit								
Low Limit								

Int. Std.	Y_2243	Y_3600	Y_3774
Line	224.306 {450}	360.073 { 94}	377.433 { 89}
Units	Cts/S	Cts/S	Cts/S
Avg	**1552.0**	**33631.**	**5922.6**
Stddev	6.5	3.	33.7
%RSD	.42017	.01014	.56830
#1	1556.6	33634.	5946.4
#2	1547.4	33629.	5898.8

Sample Name: ccvh-3900196 Acquired: 5/21/2016 2:39:43 Type: QC
Method: 6500_026(v10) Mode: CONC Corr. Factor: 1.000000
User: kellyca Custom ID1: Custom ID2: Custom ID3:
Comment:

Elem	Ag3280	Al3092	As1890	B_2089	Ba4554	Be3130	Bi2230	Ca3179	Cd2288	Co2286	Cr2055	Cu3247
Units	ppm	ppm	ppm	ppm	ppm	ppm	ppm	ppm	ppm	ppm	ppm	ppm
Avg	**-.00554**	F **44.843**	**-.00701**	**.00175**	**.00021**	**-.00031**	**1.0800**	**-.05376**	**-.00082**	**.00286**	**-.00053**	**.00303**
Stddev	.00042	.022	.00003	.00178	.00007	.00014	.0023	.00342	.00034	.00006	.00012	.00009
%RSD	7.5501	.04888	.36666	101.86	33.492	46.794	.21175	6.3689	40.931	1.9898	22.518	2.8993
#1	-.00525	44.858	-.00699	.00049	.00026	-.00021	1.0816	-.05134	-.00058	.00282	-.00045	.00297
#2	-.00584	44.827	-.00703	.00300	.00016	-.00041	1.0784	-.05618	-.00106	.00290	-.00062	.00310
Check ?	None	Chk Fail	None	None	None	None	Chk Pass	None	None	None	None	None
Value		50.000										
Range		-10.000%										

Elem	Fe2714	K_7664	Li6707	Mg2790	Mn2576	Mo2020	Na8183	Ni2316	P_1782	Pb2203	S_1820	Sb2068
Units	ppm	ppm	ppm	ppm	ppm	ppm	ppm	ppm	ppm	ppm	ppm	ppm
Avg	**45.598**	**.05759**	**.00068**	**.15028**	**-.00082**	**-.00272**	**248.68**	**.00009**	**.00409**	**.00247**	**5.1120**	**.00027**
Stddev	.055	.03822	.00004	.00792	.00006	.00022	.44	.00010	.00065	.00045	.0127	.00124
%RSD	.12086	66.369	5.7980	5.2700	7.3169	8.2581	.17605	110.48	15.898	18.068	.24851	453.10
#1	45.637	.03056	.00071	.14468	-.00078	-.00288	248.37	.00002	.00363	.00279	5.1030	.00115
#2	45.559	.08461	.00065	.15588	-.00086	-.00256	248.99	.00017	.00455	.00216	5.1210	-.00060
Check ?	Chk Pass	None	None	None	None	None	Chk Pass	None	None	None	Chk Pass	None
Value												
Range												

Elem	Se1960	Si2881	Sn1899	Sr4077	Th2837	Ti3349	Tl1908	U_3701	V_2924	Zn2062	Zr3391
Units	ppm	ppm	ppm	ppm	ppm	ppm	ppm	ppm	ppm	ppm	ppm
Avg	**.00439**	**-.00928**	**.00252**	**.00030**	**4.8386**	**.02658**	**-.00460**	**9.9699**	**-.01604**	**-.00181**	**-.02716**
Stddev	.00260	.00857	.00180	.00005	.0063	.00025	.00201	.0012	.00042	.00020	.00029
%RSD	59.244	92.365	71.258	15.386	.13108	.95247	43.608	.01238	2.5969	10.993	1.0588
#1	.00623	-.00322	.00380	.00033	4.8341	.02676	-.00602	9.9690	-.01575	-.00195	-.02696
#2	.00255	-.01534	.00125	.00026	4.8431	.02640	-.00318	9.9707	-.01634	-.00167	-.02737
Check ?	None	None	None	None	Chk Pass	None	None	Chk Pass	None	None	None
Value											
Range											

Int. Std.	Y_2243	Y_3600	Y_3774
Units	Cts/S	Cts/S	Cts/S
Avg	**1487.7**	**31580.**	**5735.1**
Stddev	1.5	14.	6.9
%RSD	.10187	.04280	.12051
#1	1486.6	31590.	5730.2
#2	1488.7	31571.	5740.0

Sample Name: ccv-3900195 Acquired: 5/21/2016 2:42:34 Type: QC
Method: 6500_026(v10) Mode: CONC Corr. Factor: 1.000000
User: kellyca Custom ID1: Custom ID2: Custom ID3:
Comment:

Elem	Ag3280	Al1670	As1890	B_2089	Ba4554	Be3130	Bi2230	Ca3179	Cd2288	Co2286	Cr2055	Cu3247
Units	ppm	ppm	ppm	ppm	ppm	ppm	ppm	ppm	ppm	ppm	ppm	ppm
Avg	**.47409**	**.51835**	**1.0271**	F **.55197**	**.49601**	**.51292**	**-.00687**	**5.0095**	**.53985**	**.53655**	**.52687**	**.48298**
Stddev	.00088	.00025	.0001	.00005	.00170	.00406	.00048	.0393	.00103	.00113	.00211	.00016
%RSD	.18529	.04757	.01149	.00856	.34366	.79247	7.0082	.78462	.18999	.21107	.40139	.03401
#1	.47471	.51853	1.0270	.55200	.49480	.51005	-.00721	4.9817	.54057	.53735	.52836	.48309
#2	.47347	.51818	1.0272	.55194	.49721	.51580	-.00653	5.0373	.53912	.53575	.52537	.48286
Check ?	Chk Pass	Chk Pass	Chk Pass	Chk Fail	Chk Pass	Chk Pass	None	Chk Pass	Chk Pass	Chk Pass	Chk Pass	Chk Pass
Value				.50000								
Range				10.000%								

Elem	Fe2599	K_7664	Li6707	Mg2790	Mn2576	Mo2020	Na5895	Ni2316	P_1782	Pb2203	S_1820	Sb2068
Units	ppm	ppm	ppm	ppm	ppm	ppm	ppm	ppm	ppm	ppm	ppm	ppm
Avg	**2.5134**	**50.982**	**1.0655**	**19.092**	**.49389**	**.54028**	**5.2519**	**.50678**	**1.0227**	**1.0601**	**.00710**	**1.0265**
Stddev	.0013	.321	.0057	.117	.00042	.00087	.0038	.00067	.0033	.0036	.00195	.0027
%RSD	.05188	.62966	.53558	.61273	.08432	.16011	.07284	.13153	.32326	.34224	27.416	.26419
#1	2.5125	50.755	1.0615	19.175	.49418	.53966	5.2492	.50725	1.0204	1.0627	.00573	1.0246
#2	2.5143	51.209	1.0696	19.010	.49359	.54089	5.2546	.50631	1.0250	1.0575	.00848	1.0285
Check ?	Chk Pass	Chk Pass	Chk Pass	Chk Pass	Chk Pass	Chk Pass	Chk Pass	Chk Pass	Chk Pass	Chk Pass	None	Chk Pass
Value												
Range												

Elem	Se1960	Si2881	Sn1899	Sr4077	Th2837	Ti3349	Tl1908	U_3701	V_2924	Zn2062	Zr3391
Units	ppm	ppm	ppm	ppm	ppm	ppm	ppm	ppm	ppm	ppm	ppm
Avg	**.99094**	**5.0596**	**.98867**	**.46144**	**.00150**	F **.44870**	**1.0163**	**.02432**	**.45718**	**.49026**	**.50068**
Stddev	.00880	.0270	.00254	.00380	.00199	.00184	.0025	.01272	.00063	.00186	.00017
%RSD	.88837	.53450	.25693	.82346	132.17	.40935	.24679	52.311	.13751	.37909	.03456
#1	.98471	5.0404	.99047	.45876	.00010	.45000	1.0180	.03331	.45763	.49158	.50056
#2	.99716	5.0787	.98688	.46413	.00291	.44740	1.0145	.01532	.45674	.48895	.50081
Check ?	Chk Pass	Chk Pass	Chk Pass	Chk Pass	None	Chk Fail	Chk Pass	None	Chk Pass	Chk Pass	Chk Pass
Value						.50000					
Range						-10.000%					

Int. Std.	Y_2243	Y_3600	Y_3774
Units	Cts/S	Cts/S	Cts/S
Avg	**1523.2**	**32437.**	**5755.6**
Stddev	3.9	59.	32.6
%RSD	.25488	.18203	.56607
#1	1520.5	32395.	5778.6
#2	1525.9	32479.	5732.5

Sample Name: ccb Acquired: 5/21/2016 2:45:13 Type: QC
Method: 6500_026(v10) Mode: CONC Corr. Factor: 1.000000
User: kellyca Custom ID1: Custom ID2: Custom ID3:
Comment:

Elem	Ag3280	Al1670	As1890	B_2089	Ba4554	Be3130	Bi2230	Ca3179	Cd2288	Co2286	Cr2055
Units	ppm	ppm	ppm	ppm	ppm	ppm	ppm	ppm	ppm	ppm	ppm
Avg	**.00073**	**-.00048**	W **-.00604**	**.00145**	**.00002**	**-.00011**	**-.00052**	**-.00818**	**.00003**	**-.00026**	**.00018**
Stddev	.00024	.00050	.00593	.00041	.00007	.00008	.00090	.00409	.00014	.00014	.00001
%RSD	32.155	103.62	98.244	28.240	472.61	73.930	174.37	50.008	427.08	54.289	3.5953
#1	.00090	-.00084	-.00184	.00116	.00007	-.00016	.00012	-.01107	-.00007	-.00035	.00018
#2	.00056	-.00013	-.01023	.00173	-.00004	-.00005	-.00116	-.00529	.00014	-.00016	.00017
Check ?	Chk Pass	Chk Pass	Chk Warn	Chk Pass	Chk Pass	Chk Pass	None	Chk Pass	Chk Pass	Chk Pass	Chk Pass
High Limit			.00440								
Low Limit			-.00440								

Elem	Cu3247	Fe2599	K_7664	Li6707	Mg2790	Mn2576	Mo2020	Na5895	Ni2316	P_1782	Pb2203
Units	ppm	ppm	ppm	ppm	ppm	ppm	ppm	ppm	ppm	ppm	ppm
Avg	W **-.00187**	**.00288**	**.09156**	**-.00032**	**.00363**	**.00011**	**.00055**	**.02390**	**-.00028**	**.00075**	**-.00027**
Stddev	.00006	.00074	.01425	.00059	.00111	.00001	.00011	.00167	.00044	.00064	.00032
%RSD	3.2240	25.794	15.564	186.41	30.650	6.5094	19.731	6.9841	154.31	85.277	119.84
#1	-.00182	.00236	.10163	.00010	.00442	.00010	.00047	.02272	-.00059	.00120	-.00004
#2	-.00191	.00341	.08148	-.00073	.00284	.00011	.00063	.02508	.00003	.00030	-.00049
Check ?	Chk Warn	Chk Pass	Chk Pass	Chk Pass	Chk Pass	Chk Pass	Chk Pass	Chk Pass	Chk Pass	Chk Pass	Chk Pass
High Limit	.00136										
Low Limit	-.00136										

Elem	S_1820	Sb2068	Se1960	Si2881	Sn1899	Sr4077	Th2837	Ti3349	Tl1908	U_3701	V_2924
Units	ppm	ppm	ppm	ppm	ppm	ppm	ppm	ppm	ppm	ppm	ppm
Avg	**.00161**	**.00273**	**.00136**	**-.00935**	**.00107**	**.00006**	**-.00362**	**.00014**	**-.00117**	**.02916**	**.00057**
Stddev	.00305	.00113	.00349	.01902	.00227	.00001	.00030	.00005	.00125	.00951	.00017
%RSD	189.32	41.363	256.53	203.57	211.68	19.559	8.4087	32.573	106.61	32.612	30.097
#1	-.00055	.00353	.00382	.00411	-.00053	.00006	-.00341	.00011	-.00206	.03588	.00069
#2	.00377	.00193	-.00111	-.02280	.00268	.00005	-.00384	.00018	-.00029	.02243	.00045
Check ?	None	Chk Pass	Chk Pass	Chk Pass	Chk Pass	Chk Pass	Chk Pass	Chk Pass	Chk Pass	Chk Pass	Chk Pass
High Limit											
Low Limit											

Elem	Zn2062	Zr3391
Units	ppm	ppm
Avg	**-.00022**	**.00056**
Stddev	.00017	.00033
%RSD	78.505	59.043
#1	-.00035	.00033
#2	-.00010	.00080
Check ?	Chk Pass	Chk Pass
High Limit		
Low Limit		

Int. Std.	Y_2243	Y_3600	Y_3774
Units	Cts/S	Cts/S	Cts/S
Avg	**1541.8**	**33146.**	**5783.9**
Stddev	3.3	48.	46.9
%RSD	.21541	.14416	.81044
#1	1539.5	33112.	5817.1
#2	1544.2	33180.	5750.8

Sample Name: ccvl-3903059 Acquired: 5/21/2016 2:48:01 Type: QC
Method: 6500_026(v10) Mode: CONC Corr. Factor: 1.000000
User: kellyca Custom ID1: Custom ID2: Custom ID3:
Comment:

Elem	Ag3280	Al1670	As1890	B_2089	Ba4554	Be3130	Bi2230	Ca3179	Cd2288	Co2286	Cr2055	Cu3247	Fe2599	K_7664
Units	ppm	ppm	ppm	ppm	ppm	ppm	ppm	ppm	ppm	ppm	ppm	ppm	ppm	ppm
Avg	**.01013**	**.10594**	**.01361**	**.11210**	**.01012**	**.00089**	**.11362**	**.19514**	**.00556**	**.01060**	**.01092**	**.01318**	**.10914**	**3.1202**
Stddev	.00000	.00022	.00267	.00000	.00003	.00004	.00300	.00445	.00007	.00001	.00028	.00029	.00170	.0439
%RSD	.03682	.20828	19.654	.00248	.32947	4.7061	2.6395	2.2788	1.3310	.10418	2.5252	2.2228	1.5556	1.4065
#1	.01013	.10609	.01550	.11210	.01014	.00092	.11150	.19199	.00551	.01060	.01111	.01338	.10794	3.0891
#2	.01012	.10578	.01172	.11210	.01010	.00086	.11574	.19828	.00561	.01061	.01072	.01297	.11034	3.1512
Check ?	Chk Pass	Chk Pass	Chk Pass	Chk Pass	Chk Pass	Chk Pass	Chk Pass	Chk Pass	Chk Pass	Chk Pass	Chk Pass	Chk Pass	Chk Pass	Chk Pass
Value														
Range														

Elem	Li6707	Mg2790	Mn2576	Mo2020	Na5895	Ni2316	P_1782	Pb2203	S_1820	Sb2068	Se1960	Si2881	Sn1899	Sr4077
Units	ppm	ppm	ppm	ppm	ppm	ppm	ppm	ppm	ppm	ppm	ppm	ppm	ppm	ppm
Avg	**.01039**	**.20445**	**.01022**	**.02175**	**1.0672**	**.04196**	**3.0185**	**.01130**	**.00354**	**.02166**	**.01388**	**.49789**	**.10283**	**.00932**
Stddev	.00058	.00537	.00007	.00042	.0028	.00060	.0138	.00260	.00041	.00387	.00106	.01795	.00035	.00005
%RSD	5.6033	2.6245	.73257	1.9115	.26249	1.4226	.45624	23.047	11.539	17.882	7.6206	3.6049	.34418	.50245
#1	.00998	.20825	.01028	.02145	1.0692	.04239	3.0282	.01314	.00383	.01892	.01313	.48520	.10258	.00928
#2	.01080	.20066	.01017	.02204	1.0652	.04154	3.0087	.00945	.00325	.02440	.01463	.51058	.10308	.00935
Check ?	Chk Pass	Chk Pass	Chk Pass	Chk Pass	Chk Pass	Chk Pass	Chk Pass	Chk Pass	None	Chk Pass	Chk Pass	Chk Pass	Chk Pass	Chk Pass
Value														
Range														

Elem	Th2837	Ti3349	Tl1908	U_3701	V_2924	Zn2062	Zr3391
Units	ppm	ppm	ppm	ppm	ppm	ppm	ppm
Avg	**.01328**	**.00918**	**.01617**	**.07615**	**.00973**	**.01962**	**.01568**
Stddev	.00069	.00031	.00112	.00464	.00028	.00118	.00019
%RSD	5.1626	3.3371	6.9343	6.0876	2.8562	6.0324	1.2031
#1	.01376	.00896	.01697	.07287	.00993	.02045	.01555
#2	.01279	.00939	.01538	.07943	.00954	.01878	.01581
Check ?	Chk Pass	Chk Pass	Chk Pass	Chk Pass	Chk Pass	Chk Pass	Chk Pass
Value							
Range							

Int. Std.	Y_2243	Y_3600	Y_3774
Units	Cts/S	Cts/S	Cts/S
Avg	**1553.6**	**33463.**	**5811.3**
Stddev	7.1	58.	16.8
%RSD	.45667	.17349	.28941
#1	1558.6	33422.	5823.1
#2	1548.6	33504.	5799.4

Sample Name: 280-83016-D-7-B Acquired: 5/21/2016 2:50:48 Type: Unk
Method: 6500_026(v10) Mode: CONC Corr. Factor: 1.000000
User: kellyca Custom ID1: Custom ID2: Custom ID3:
Comment: 326260 6010B

Elem	Ag3280	Al1670	As1890	B_2089	Ba4554	Be3130	Bi2230	Ca3179	Cd2288
Line	328.068 {103}	167.079 {502}	189.042 {478}	208.959 {461}	455.403 { 74}	313.042 {108}	223.061 {451}	317.933 {106}	228.802 {447}
Units	ppm	ppm	ppm	ppm	ppm	ppm	ppm	ppm	ppm
Avg	**.00011**	**.05678**	**-.00695**	**.01054**	**.03933**	**.00008**	**.00049**	**2.3209**	**.00021**
Stddev	.00009	.00036	.00434	.00065	.00008	.00001	.00073	.0341	.00008
%RSD	79.949	.63874	62.455	6.1478	.20344	15.941	148.56	1.4702	38.952
#1	.00005	.05652	-.00388	.01008	.03927	.00009	.00101	2.2967	.00015
#2	.00017	.05703	-.01002	.01100	.03938	.00007	-.00002	2.3450	.00027
Check ?	Chk Pass	Chk Pass	Chk Pass	Chk Pass	Chk Pass	Chk Pass	Chk Pass	Chk Pass	Chk Pass
High Limit									
Low Limit									

Elem	Co2286	Cr2055	Cu3247	Fe2599	K_7664	Li6707	Mg2790	Mn2576	Mo2020
Line	228.616 {447}	205.560 {464}	324.754 {104}	259.940 {130}	766.490 { 44}	670.784 { 50}	279.079 {121}2	257.610 {131}	202.030 {467}
Units	ppm	ppm	ppm	ppm	ppm	ppm	ppm	ppm	ppm
Avg	**-.00003**	**.00009**	**-.00183**	**.13489**	**1.0281**	**.00399**	**1.1231**	**.03532**	**-.00056**
Stddev	.00025	.00008	.00023	.00415	.0053	.00069	.0015	.00006	.00022
%RSD	779.05	86.121	12.735	3.0751	.52050	17.304	.13167	.16201	40.258
#1	-.00021	.00014	-.00199	.13196	1.0319	.00350	1.1241	.03527	-.00072
#2	.00014	.00003	-.00166	.13782	1.0243	.00447	1.1220	.03536	-.00040
Check ?	Chk Pass	Chk Pass	Chk Pass	Chk Pass	Chk Pass	Chk Pass	Chk Pass	Chk Pass	Chk Pass
High Limit									
Low Limit									

Elem	Na5895	Ni2316	P_1782	Pb2203	S_1820	Sb2068	Se1960	Si2881	Sn1899
Line	589.592 { 57}	231.604 {446}	178.284 {489}	220.353 {453}	182.034 {485}	206.833 {463}	196.090 {472}	288.158 {117}	189.989 {477}
Units	ppm	ppm	ppm	ppm	ppm	ppm	ppm	ppm	ppm
Avg	**7.1948**	**.00105**	**.00960**	**-.00130**	**.20988**	**.00042**	**-.00294**	**16.669**	**-.00033**
Stddev	.0449	.00067	.00370	.00062	.00075	.00159	.00261	.146	.00064
%RSD	.62425	63.550	38.539	47.638	.35966	383.74	88.628	.87417	192.20
#1	7.1630	.00058	.00698	-.00086	.21041	.00154	-.00478	16.566	.00012
#2	7.2265	.00152	.01221	-.00174	.20934	-.00071	-.00110	16.772	-.00078
Check ?	Chk Pass	Chk Pass	Chk Pass	Chk Pass	Chk Pass	Chk Pass	Chk Pass	Chk Pass	Chk Pass
High Limit									
Low Limit									

Elem	Sr4077	Th2837	Ti3349	Tl1908	U_3701	V_2924	Zn2062	Zr3391
Line	407.771 { 83}	283.730 {119}	334.904 {101}	190.856 {477}	370.152 { 91}	292.402 {115}	206.200 {163}	339.198 { 99}
Units	ppm	ppm	ppm	ppm	ppm	ppm	ppm	ppm
Avg	**.04997**	**-.00141**	**.00225**	**-.00114**	**.00605**	**.00083**	**.00427**	**.00069**
Stddev	.00016	.00196	.00172	.00086	.00103	.00004	.00061	.00009
%RSD	.32881	138.59	76.433	75.830	16.963	5.0425	14.308	13.387
#1	.04985	-.00003	.00104	-.00175	.00678	.00086	.00384	.00063
#2	.05008	-.00280	.00347	-.00053	.00533	.00080	.00470	.00076
Check ?	Chk Pass	Chk Pass	Chk Pass	Chk Pass	Chk Pass	Chk Pass	Chk Pass	Chk Pass
High Limit								
Low Limit								

Int. Std.	Y_2243	Y_3600	Y_3774
Line	224.306 {450}	360.073 { 94}	377.433 { 89}
Units	Cts/S	Cts/S	Cts/S
Avg	**1551.5**	**33390.**	**5864.8**
Stddev	1.2	41.	74.3
%RSD	.07653	.12406	1.2674
#1	1550.6	33361.	5917.3
#2	1552.3	33420.	5812.2

Sample Name: 280-83016-D-7-B SD@5 Acquired: 5/21/2016 2:53:34 Type: Unk
Method: 6500_026(v10) Mode: CONC Corr. Factor: 1.000000
User: kellyca Custom ID1: Custom ID2: Custom ID3:
Comment: 326260 6010B

Elem	Ag3280	Al1670	As1890	B_2089	Ba4554	Be3130	Bi2230	Ca3179	Cd2288
Line	328.068 {103}	167.079 {502}	189.042 {478}	208.959 {461}	455.403 { 74}	313.042 {108}	223.061 {451}	317.933 {106}	228.802 {447}
Units	ppm	ppm	ppm	ppm	ppm	ppm	ppm	ppm	ppm
Avg	**.00057**	**.01335**	**-.00542**	**.00250**	**.00791**	**-.00009**	**-.00368**	**.46430**	**.00008**
Stddev	.00018	.00056	.00238	.00016	.00008	.00006	.00041	.00102	.00020
%RSD	32.099	4.1949	43.947	6.5534	.96414	62.980	11.255	.22068	240.80
#1	.00070	.01375	-.00710	.00238	.00796	-.00005	-.00398	.46502	.00023
#2	.00044	.01295	-.00373	.00262	.00785	-.00013	-.00339	.46358	-.00006
Check ?	Chk Pass	Chk Pass	Chk Pass	Chk Pass	Chk Pass	Chk Pass	Chk Pass	Chk Pass	Chk Pass
High Limit									
Low Limit									

Elem	Co2286	Cr2055	Cu3247	Fe2599	K_7664	Li6707	Mg2790	Mn2576	Mo2020
Line	228.616 {447}	205.560 {464}	324.754 {104}	259.940 {130}	766.490 { 44}	670.784 { 50}	279.079 {121}2	257.610 {131}	202.030 {467}
Units	ppm	ppm	ppm	ppm	ppm	ppm	ppm	ppm	ppm
Avg	**-.00041**	**-.00018**	**-.00166**	**.06005**	**.23608**	**.00061**	**.22432**	**.00732**	**.00033**
Stddev	.00000	.00002	.00024	.00104	.02061	.00061	.00279	.00004	.00003
%RSD	.21774	12.071	14.590	1.7274	8.7291	100.14	1.2435	.59647	8.0013
#1	-.00041	-.00016	-.00184	.05932	.25065	.00018	.22235	.00729	.00035
#2	-.00041	-.00019	-.00149	.06079	.22151	.00104	.22629	.00735	.00031
Check ?	Chk Pass	Chk Pass	Chk Pass	Chk Pass	Chk Pass	Chk Pass	Chk Pass	Chk Pass	Chk Pass
High Limit									
Low Limit									

Elem	Na5895	Ni2316	P_1782	Pb2203	S_1820	Sb2068	Se1960	Si2881	Sn1899
Line	589.592 { 57}	231.604 {446}	178.284 {489}	220.353 {453}	182.034 {485}	206.833 {463}	196.090 {472}	288.158 {117}	189.989 {477}
Units	ppm	ppm	ppm	ppm	ppm	ppm	ppm	ppm	ppm
Avg	**1.4480**	**.00001**	**.00158**	**-.00084**	**.04927**	**.00112**	**-.00336**	**3.2900**	**.00036**
Stddev	.0009	.00065	.00342	.00082	.00613	.00117	.00206	.0121	.00164
%RSD	.05967	4367.0	215.76	97.595	12.445	103.80	61.351	.36757	453.31
#1	1.4474	-.00045	-.00083	-.00026	.04494	.00030	-.00482	3.2814	-.00080
#2	1.4486	.00048	.00400	-.00141	.05361	.00195	-.00190	3.2985	.00152
Check ?	Chk Pass	Chk Pass	Chk Pass	Chk Pass	Chk Pass	Chk Pass	Chk Pass	Chk Pass	Chk Pass
High Limit									
Low Limit									

Elem	Sr4077	Th2837	Ti3349	Tl1908	U_3701	V_2924	Zn2062	Zr3391
Line	407.771 { 83}	283.730 {119}	334.904 {101}	190.856 {477}	370.152 { 91}	292.402 {115}	206.200 {163}	339.198 { 99}
Units	ppm	ppm	ppm	ppm	ppm	ppm	ppm	ppm
Avg	**.00989**	**-.00153**	**.00040**	**-.00074**	**.01594**	**-.00057**	**.00134**	**.00054**
Stddev	.00011	.00014	.00003	.00153	.00410	.00012	.00068	.00131
%RSD	1.1338	9.2207	7.3977	205.62	25.756	21.395	51.166	244.13
#1	.00997	-.00143	.00042	.00034	.01884	-.00048	.00085	.00146
#2	.00981	-.00162	.00038	-.00182	.01303	-.00065	.00182	-.00039
Check ?	Chk Pass	Chk Pass	Chk Pass	Chk Pass	Chk Pass	Chk Pass	Chk Pass	Chk Pass
High Limit								
Low Limit								

Int. Std.	Y_2243	Y_3600	Y_3774
Line	224.306 {450}	360.073 { 94}	377.433 { 89}
Units	Cts/S	Cts/S	Cts/S
Avg	**1556.5**	**33553.**	**5823.4**
Stddev	.6	77.	4.7
%RSD	.03581	.23032	.08154
#1	1556.9	33607.	5826.7
#2	1556.1	33498.	5820.0

Sample Name: 280-83016-D-7-C MS Acquired: 5/21/2016 2:56:21 Type: Unk
Method: 6500_026(v10) Mode: CONC Corr. Factor: 1.000000
User: kellyca Custom ID1: Custom ID2: Custom ID3:
Comment: 326260 6010B

Elem	Ag3280	Al1670	As1890	B_2089	Ba4554	Be3130	Bi2230	Ca3179	Cd2288
Line	328.068 {103}	167.079 {502}	189.042 {478}	208.959 {461}	455.403 { 74}	313.042 {108}	223.061 {451}	317.933 {106}	228.802 {447}
Units	ppm	ppm	ppm	ppm	ppm	ppm	ppm	ppm	ppm
Avg	**.04749**	**2.0745**	**1.0660**	**1.1470**	**2.0336**	**.05165**	**2.2769**	**52.596**	**.10809**
Stddev	.00034	.0055	.0125	.0011	.0098	.00016	.0032	.253	.00048
%RSD	.71992	.26696	1.1696	.09542	.47957	.31584	.14296	.48054	.44217
#1	.04725	2.0706	1.0572	1.1478	2.0267	.05154	2.2746	52.417	.10842
#2	.04773	2.0784	1.0748	1.1462	2.0405	.05177	2.2792	52.775	.10775
Check ?	Chk Pass	Chk Pass	Chk Pass	Chk Pass	Chk Pass	Chk Pass	Chk Pass	Chk Pass	Chk Pass
High Limit									
Low Limit									

Elem	Co2286	Cr2055	Cu3247	Fe2599	K_7664	Li6707	Mg2790	Mn2576	Mo2020
Line	228.616 {447}	205.560 {464}	324.754 {104}	259.940 {130}	766.490 { 44}	670.784 { 50}	279.079 {121}2	257.610 {131}	202.030 {467}
Units	ppm	ppm	ppm	ppm	ppm	ppm	ppm	ppm	ppm
Avg	**.52807**	W **.21022**	**.24563**	**1.1204**	**52.991**	**1.0785**	**49.180**	**.51882**	**1.1053**
Stddev	.00052	.00033	.00046	.0044	.200	.0055	.098	.00043	.0006
%RSD	.09903	.15600	.18912	.39634	.37715	.50549	.19919	.08234	.05486
#1	.52770	.21045	.24596	1.1172	52.850	1.0747	49.111	.51852	1.1058
#2	.52844	.20999	.24530	1.1235	53.133	1.0824	49.249	.51912	1.1049
Check ?	Chk Pass	Chk Warn	Chk Pass	Chk Pass	Chk Pass	Chk Pass	Chk Pass	Chk Pass	Chk Pass
High Limit		.10000							
Low Limit		-.01000							

Elem	Na8183	Ni2316	P_1782	Pb2203	S_1820	Sb2068	Se1960	Si2881	Sn1899
Line	818.326 { 41}	231.604 {446}	178.284 {489}	220.353 {453}	182.034 {485}	206.833 {463}	196.090 {472}	288.158 {117}	189.989 {477}
Units	ppm	ppm	ppm	ppm	ppm	ppm	ppm	ppm	ppm
Avg	**58.246**	**.50338**	**10.594**	**.52748**	**2.3136**	**.53433**	**2.0840**	**26.149**	**1.9666**
Stddev	.815	.00052	.002	.00007	.0035	.00165	.0061	.118	.0024
%RSD	1.3998	.10323	.02018	.01307	.14950	.30846	.29463	.44990	.12211
#1	57.670	.50375	10.595	.52753	2.3111	.53550	2.0797	26.066	1.9683
#2	58.823	.50302	10.592	.52743	2.3160	.53316	2.0884	26.232	1.9649
Check ?	Chk Pass	Chk Pass	Chk Pass	Chk Pass	Chk Pass	Chk Pass	Chk Pass	Chk Pass	Chk Pass
High Limit									
Low Limit									

Elem	Sr4077	Th2837	Ti3349	Tl1908	U_3701	V_2924	Zn2062	Zr3391
Line	407.771 { 83}	283.730 {119}	334.904 {101}	190.856 {477}	370.152 { 91}	292.402 {115}	206.200 {163}	339.198 { 99}
Units	ppm	ppm	ppm	ppm	ppm	ppm	ppm	ppm
Avg	**.96862**	**.97634**	**.90802**	**1.9976**	**2.0834**	**.45545**	**.49623**	**.49116**
Stddev	.00482	.00084	.00094	.0089	.0294	.00025	.00157	.00547
%RSD	.49793	.08624	.10303	.44639	1.4112	.05489	.31547	1.1133
#1	.96521	.97574	.90869	2.0039	2.0626	.45527	.49512	.48729
#2	.97203	.97694	.90736	1.9913	2.1042	.45563	.49734	.49503
Check ?	Chk Pass	Chk Pass	Chk Pass	Chk Pass	Chk Pass	Chk Pass	Chk Pass	Chk Pass
High Limit								
Low Limit								

Int. Std.	Y_2243	Y_3600	Y_3774
Line	224.306 {450}	360.073 { 94}	377.433 { 89}
Units	Cts/S	Cts/S	Cts/S
Avg	**1484.2**	**31717.**	**5738.9**
Stddev	.6	29.	16.9
%RSD	.03836	.09079	.29431
#1	1483.8	31696.	5750.8
#2	1484.6	31737.	5727.0

Sample Name: 280-83016-D-7-D MSD Acquired: 5/21/2016 2:58:57 Type: Unk
Method: 6500_026(v10) Mode: CONC Corr. Factor: 1.000000
User: kellyca Custom ID1: Custom ID2: Custom ID3:
Comment: 326260 6010B

Elem	Ag3280	Al1670	As1890	B_2089	Ba4554	Be3130	Bi2230	Ca3179	Cd2288
Line	328.068 {103}	167.079 {502}	189.042 {478}	208.959 {461}	455.403 { 74}	313.042 {108}	223.061 {451}	317.933 {106}	228.802 {447}
Units	ppm	ppm	ppm	ppm	ppm	ppm	ppm	ppm	ppm
Avg	**.04780**	**2.0910**	**1.0658**	**1.1466**	**2.0425**	**.05191**	**2.2844**	**52.726**	**.10787**
Stddev	.00012	.0141	.0012	.0015	.0065	.00015	.0013	.282	.00038
%RSD	.24227	.67605	.11150	.12751	.31907	.29393	.05839	.53506	.35101
#1	.04772	2.1010	1.0649	1.1455	2.0379	.05181	2.2834	52.527	.10814
#2	.04789	2.0810	1.0666	1.1476	2.0471	.05202	2.2853	52.926	.10761
Check ?	Chk Pass	Chk Pass	Chk Pass	Chk Pass	Chk Pass	Chk Pass	Chk Pass	Chk Pass	Chk Pass
High Limit									
Low Limit									

Elem	Co2286	Cr2055	Cu3247	Fe2599	K_7664	Li6707	Mg2790	Mn2576	Mo2020
Line	228.616 {447}	205.560 {464}	324.754 {104}	259.940 {130}	766.490 { 44}	670.784 { 50}	279.079 {121}2	257.610 {131}	202.030 {467}
Units	ppm	ppm	ppm	ppm	ppm	ppm	ppm	ppm	ppm
Avg	**.52894**	W **.21029**	**.24705**	**1.1339**	**53.313**	**1.0839**	**49.516**	**.52374**	**1.1043**
Stddev	.00083	.00049	.00106	.0070	.209	.0015	.269	.00297	.0014
%RSD	.15702	.23399	.42997	.61470	.39242	.13951	.54398	.56684	.12698
#1	.52952	.21064	.24630	1.1290	53.165	1.0828	49.326	.52164	1.1052
#2	.52835	.20994	.24780	1.1388	53.461	1.0850	49.707	.52584	1.1033
Check ?	Chk Pass	Chk Warn	Chk Pass	Chk Pass	Chk Pass	Chk Pass	Chk Pass	Chk Pass	Chk Pass
High Limit		.10000							
Low Limit		-.01000							

Elem	Na8183	Ni2316	P_1782	Pb2203	S_1820	Sb2068	Se1960	Si2881	Sn1899
Line	818.326 { 41}	231.604 {446}	178.284 {489}	220.353 {453}	182.034 {485}	206.833 {463}	196.090 {472}	288.158 {117}	189.989 {477}
Units	ppm	ppm	ppm	ppm	ppm	ppm	ppm	ppm	ppm
Avg	**58.573**	**.50406**	**10.618**	**.52773**	**2.3144**	**.53048**	**2.0678**	**26.655**	**1.9660**
Stddev	.222	.00241	.022	.00441	.0018	.00085	.0100	.183	.0025
%RSD	.37946	.47857	.20401	.83561	.07849	.16044	.48101	.68512	.12693
#1	58.416	.50576	10.633	.53085	2.3131	.53109	2.0748	26.526	1.9677
#2	58.730	.50235	10.602	.52461	2.3156	.52988	2.0607	26.784	1.9642
Check ?	Chk Pass	Chk Pass	Chk Pass	Chk Pass	Chk Pass	Chk Pass	Chk Pass	Chk Pass	Chk Pass
High Limit									
Low Limit									

Elem	Sr4077	Th2837	Ti3349	Tl1908	U_3701	V_2924	Zn2062	Zr3391
Line	407.771 { 83}	283.730 {119}	334.904 {101}	190.856 {477}	370.152 { 91}	292.402 {115}	206.200 {163}	339.198 { 99}
Units	ppm	ppm	ppm	ppm	ppm	ppm	ppm	ppm
Avg	**.97493**	**.97425**	**.91556**	**2.0038**	**2.0964**	**.46086**	**.49953**	**.49391**
Stddev	.00330	.00794	.00232	.0084	.0410	.00222	.00368	.00538
%RSD	.33865	.81505	.25332	.42097	1.9551	.48225	.73754	1.0900
#1	.97259	.96863	.91392	2.0098	2.0674	.45929	.49693	.49010
#2	.97726	.97986	.91720	1.9978	2.1254	.46244	.50214	.49772
Check ?	Chk Pass	Chk Pass	Chk Pass	Chk Pass	Chk Pass	Chk Pass	Chk Pass	Chk Pass
High Limit								
Low Limit								

Int. Std.	Y_2243	Y_3600	Y_3774
Line	224.306 {450}	360.073 { 94}	377.433 { 89}
Units	Cts/S	Cts/S	Cts/S
Avg	**1487.4**	**31591.**	**5755.9**
Stddev	.5	78.	31.7
%RSD	.03109	.24580	.55054
#1	1487.7	31646.	5778.3
#2	1487.0	31536.	5733.5

Sample Name: 280-83016-D-8-C Acquired: 5/21/2016 3:01:32 Type: Unk
Method: 6500_026(v10) Mode: CONC Corr. Factor: 1.000000
User: kellyca Custom ID1: Custom ID2: Custom ID3:
Comment: 326260 6010B

Elem	Ag3280	Al1670	As1890	B_2089	Ba4554	Be3130	Bi2230	Ca3179	Cd2288
Line	328.068 {103}	167.079 {502}	189.042 {478}	208.959 {461}	455.403 { 74}	313.042 {108}	223.061 {451}	317.933 {106}	228.802 {447}
Units	ppm	ppm	ppm	ppm	ppm	ppm	ppm	ppm	ppm
Avg	**.00067**	**.00037**	**-.00152**	**.00310**	**.00034**	**-.00016**	**-.00262**	**.02199**	**.00018**
Stddev	.00047	.00031	.00088	.00022	.00005	.00000	.00336	.00104	.00034
%RSD	70.600	84.005	57.753	7.0917	15.668	.74867	128.16	4.7452	189.06
#1	.00033	.00015	-.00214	.00325	.00038	-.00016	-.00500	.02125	.00042
#2	.00100	.00059	-.00090	.00294	.00030	-.00017	-.00025	.02272	-.00006
Check ?	Chk Pass	Chk Pass	Chk Pass	Chk Pass	Chk Pass	Chk Pass	Chk Pass	Chk Pass	Chk Pass
High Limit									
Low Limit									

Elem	Co2286	Cr2055	Cu3247	Fe2599	K_7664	Li6707	Mg2790	Mn2576	Mo2020
Line	228.616 {447}	205.560 {464}	324.754 {104}	259.940 {130}	766.490 { 44}	670.784 { 50}	279.079 {121}2	257.610 {131}	202.030 {467}
Units	ppm	ppm	ppm	ppm	ppm	ppm	ppm	ppm	ppm
Avg	**-.00068**	**.00010**	**-.00210**	**.00536**	**.12843**	**-.00059**	**.00488**	**.00019**	**.00119**
Stddev	.00001	.00001	.00006	.00063	.00977	.00035	.00020	.00007	.00035
%RSD	1.3749	9.8196	2.8148	11.750	7.6053	59.647	4.1642	36.488	29.408
#1	-.00068	.00010	-.00206	.00492	.13534	-.00084	.00474	.00014	.00144
#2	-.00067	.00009	-.00214	.00581	.12153	-.00034	.00502	.00025	.00094
Check ?	Chk Pass	Chk Pass	Chk Pass	Chk Pass	Chk Pass	Chk Pass	Chk Pass	Chk Pass	Chk Pass
High Limit									
Low Limit									

Elem	Na5895	Ni2316	P_1782	Pb2203	S_1820	Sb2068	Se1960	Si2881	Sn1899
Line	589.592 { 57}	231.604 {446}	178.284 {489}	220.353 {453}	182.034 {485}	206.833 {463}	196.090 {472}	288.158 {117}	189.989 {477}
Units	ppm	ppm	ppm	ppm	ppm	ppm	ppm	ppm	ppm
Avg	**.04586**	**.00027**	**.00280**	**-.00079**	**.00682**	**-.00014**	**.00403**	**.00806**	**.00208**
Stddev	.00012	.00035	.00281	.00043	.00198	.00020	.00489	.00008	.00006
%RSD	.25445	128.89	100.13	54.286	29.038	146.15	121.31	.93821	2.7001
#1	.04594	.00052	.00479	-.00109	.00542	-.00028	.00750	.00801	.00212
#2	.04578	.00002	.00082	-.00048	.00822	.00000	.00057	.00811	.00204
Check ?	Chk Pass	Chk Pass	Chk Pass	Chk Pass	Chk Pass	Chk Pass	Chk Pass	Chk Pass	Chk Pass
High Limit									
Low Limit									

Elem	Sr4077	Th2837	Ti3349	Tl1908	U_3701	V_2924	Zn2062	Zr3391
Line	407.771 { 83}	283.730 {119}	334.904 {101}	190.856 {477}	370.152 { 91}	292.402 {115}	206.200 {163}	339.198 { 99}
Units	ppm	ppm	ppm	ppm	ppm	ppm	ppm	ppm
Avg	**.00011**	**-.00027**	**.00035**	**-.00268**	**.01445**	**-.00003**	**-.00024**	**-.00107**
Stddev	.00001	.00074	.00001	.00157	.01556	.00081	.00013	.00111
%RSD	11.160	276.90	4.0734	58.715	107.69	2886.1	53.850	103.94
#1	.00012	-.00079	.00036	-.00379	.00345	.00055	-.00033	-.00028
#2	.00011	.00026	.00034	-.00157	.02546	-.00060	-.00015	-.00185
Check ?	Chk Pass	Chk Pass	Chk Pass	Chk Pass	Chk Pass	Chk Pass	Chk Pass	Chk Pass
High Limit								
Low Limit								

Int. Std.	Y_2243	Y_3600	Y_3774
Line	224.306 {450}	360.073 { 94}	377.433 { 89}
Units	Cts/S	Cts/S	Cts/S
Avg	**1556.2**	**33316.**	**5753.1**
Stddev	3.3	28.	47.4
%RSD	.20950	.08419	.82453
#1	1553.9	33336.	5786.7
#2	1558.5	33296.	5719.6

Sample Name: 280-83016-D-9-E Acquired: 5/21/2016 3:04:19 Type: Unk
Method: 6500_026(v10) Mode: CONC Corr. Factor: 1.000000
User: kellyca Custom ID1: Custom ID2: Custom ID3:
Comment: 326260 6010B

Elem	Ag3280	Al1670	As1890	B_2089	Ba4554	Be3130	Bi2230	Ca3179	Cd2288
Line	328.068 {103}	167.079 {502}	189.042 {478}	208.959 {461}	455.403 { 74}	313.042 {108}	223.061 {451}	317.933 {106}	228.802 {447}
Units	ppm	ppm	ppm	ppm	ppm	ppm	ppm	ppm	ppm
Avg	**.00029**	**.00144**	**-.00793**	**.01569**	**.04779**	**-.00001**	**-.00780**	**1.0241**	**.00032**
Stddev	.00051	.00035	.00039	.00047	.00001	.00005	.00117	.0036	.00023
%RSD	176.77	24.139	4.9661	2.9701	.02673	444.70	14.994	.35368	69.467
#1	-.00007	.00120	-.00821	.01602	.04780	-.00005	-.00697	1.0267	.00048
#2	.00064	.00169	-.00765	.01536	.04778	.00002	-.00862	1.0216	.00017
Check ?	Chk Pass	Chk Pass	Chk Pass	Chk Pass	Chk Pass	Chk Pass	Chk Pass	Chk Pass	Chk Pass
High Limit									
Low Limit									

Elem	Co2286	Cr2055	Cu3247	Fe2599	K_7664	Li6707	Mg2790	Mn2576	Mo2020
Line	228.616 {447}	205.560 {464}	324.754 {104}	259.940 {130}	766.490 { 44}	670.784 { 50}	279.079 {121}2	257.610 {131}	202.030 {467}
Units	ppm	ppm	ppm	ppm	ppm	ppm	ppm	ppm	ppm
Avg	**-.00095**	**.00046**	**-.00130**	**.00777**	**1.5554**	**.01189**	**1.0564**	**.00490**	**.00028**
Stddev	.00001	.00010	.00029	.00329	.0066	.00007	.0081	.00005	.00013
%RSD	1.0412	21.901	22.452	42.302	.42188	.61955	.76681	1.0764	47.156
#1	-.00096	.00039	-.00151	.00544	1.5508	.01194	1.0622	.00494	.00019
#2	-.00094	.00053	-.00110	.01009	1.5600	.01184	1.0507	.00486	.00038
Check ?	Chk Pass	Chk Pass	Chk Pass	Chk Pass	Chk Pass	Chk Pass	Chk Pass	Chk Pass	Chk Pass
High Limit									
Low Limit									

Elem	Na8183	Ni2316	P_1782	Pb2203	S_1820	Sb2068	Se1960	Si2881	Sn1899
Line	818.326 { 41}	231.604 {446}	178.284 {489}	220.353 {453}	182.034 {485}	206.833 {463}	196.090 {472}	288.158 {117}	189.989 {477}
Units	ppm	ppm	ppm	ppm	ppm	ppm	ppm	ppm	ppm
Avg	**11.538**	**.00145**	**.03543**	**-.00227**	**1.1440**	**.00139**	**.00464**	**45.999**	**.00017**
Stddev	.104	.00064	.00534	.00048	.0004	.00131	.00018	.112	.00141
%RSD	.90342	44.286	15.071	21.272	.03936	93.982	3.7999	.24358	829.16
#1	11.464	.00099	.03921	-.00261	1.1443	.00047	.00452	45.920	.00117
#2	11.612	.00190	.03165	-.00193	1.1436	.00232	.00477	46.079	-.00083
Check ?	Chk Pass	Chk Pass	Chk Pass	Chk Pass	Chk Pass	Chk Pass	Chk Pass	Chk Pass	Chk Pass
High Limit									
Low Limit									

Elem	Sr4077	Th2837	Ti3349	Tl1908	U_3701	V_2924	Zn2062	Zr3391
Line	407.771 { 83}	283.730 {119}	334.904 {101}	190.856 {477}	370.152 { 91}	292.402 {115}	206.200 {163}	339.198 { 99}
Units	ppm	ppm	ppm	ppm	ppm	ppm	ppm	ppm
Avg	**.03715**	**-.00282**	**-.00005**	**-.00158**	**.01788**	**.00048**	**.00028**	**.00089**
Stddev	.00001	.00044	.00017	.00149	.02713	.00040	.00056	.00123
%RSD	.01395	15.466	352.50	94.078	151.75	83.436	202.33	138.52
#1	.03715	-.00312	.00007	-.00053	.03707	.00019	.00067	.00002
#2	.03714	-.00251	-.00017	-.00264	-.00131	.00076	-.00012	.00176
Check ?	Chk Pass	Chk Pass	Chk Pass	Chk Pass	Chk Pass	Chk Pass	Chk Pass	Chk Pass
High Limit								
Low Limit								

Int. Std.	Y_2243	Y_3600	Y_3774
Line	224.306 {450}	360.073 { 94}	377.433 { 89}
Units	Cts/S	Cts/S	Cts/S
Avg	**1551.4**	**33127.**	**5837.2**
Stddev	.1	73.	18.7
%RSD	.00926	.22146	.32099
#1	1551.3	33179.	5850.5
#2	1551.5	33075.	5824.0

Sample Name: 280-83087-F-8-E Acquired: 5/21/2016 3:07:06 Type: Unk
Method: 6500_026(v10) Mode: CONC Corr. Factor: 1.000000
User: kellyca Custom ID1: Custom ID2: Custom ID3:
Comment: 326260 6010B

Elem	Ag3280	Al3092	As1890	B_2089	Ba4554	Be3130	Bi2230	Ca3179	Cd2288
Line	328.068 {103}	309.271 {109}	189.042 {478}	208.959 {461}	455.403 { 74}	313.042 {108}	223.061 {451}	317.933 {106}	228.802 {447}
Units	ppm	ppm	ppm	ppm	ppm	ppm	ppm	ppm	ppm
Avg	**.00021**	**9.4432**	**.01199**	**.47641**	**.11585**	**.00040**	**-.00110**	**393.91**	**.00070**
Stddev	.00044	.0152	.00322	.00232	.00038	.00004	.00058	1.96	.00011
%RSD	211.33	.16054	26.855	.48720	.32933	8.8286	52.735	.49641	15.994
#1	-.00010	9.4324	.01427	.47805	.11558	.00037	-.00151	392.53	.00078
#2	.00052	9.4539	.00972	.47477	.11611	.00042	-.00069	395.29	.00062
Check ?	Chk Pass	Chk Pass	Chk Pass	Chk Pass	Chk Pass	Chk Pass	Chk Pass	Chk Pass	Chk Pass
High Limit									
Low Limit									

Elem	Co2286	Cr2055	Cu3247	Fe2599	K_7664	Li6707	Mg2790	Mn2576	Mo2020
Line	228.616 {447}	205.560 {464}	324.754 {104}	259.940 {130}	766.490 { 44}	670.784 { 50}	279.079 {121}2	257.610 {131}	202.030 {467}
Units	ppm	ppm	ppm	ppm	ppm	ppm	ppm	ppm	ppm
Avg	**.02538**	**.01841**	**.01193**	**15.040**	**7.2050**	**.06162**	**167.56**	**2.6820**	**.00317**
Stddev	.00036	.00019	.00011	.052	.0008	.00055	.55	.0071	.00020
%RSD	1.4258	1.0158	.95090	.34659	.01110	.88958	.32732	.26408	6.4635
#1	.02512	.01828	.01185	15.003	7.2056	.06200	167.95	2.6870	.00302
#2	.02563	.01854	.01201	15.077	7.2045	.06123	167.18	2.6770	.00331
Check ?	Chk Pass	Chk Pass	Chk Pass	Chk Pass	Chk Pass	Chk Pass	Chk Pass	Chk Pass	Chk Pass
High Limit									
Low Limit									

Elem	Na8183	Ni2316	P_1782	Pb2203	S_1820	Sb2068	Se1960	Si2881	Sn1899
Line	818.326 { 41}	231.604 {446}	178.284 {489}	220.353 {453}	182.034 {485}	206.833 {463}	196.090 {472}	288.158 {117}	189.989 {477}
Units	ppm	ppm	ppm	ppm	ppm	ppm	ppm	ppm	ppm
Avg	**50.969**	**.03357**	**.45793**	**.00388**	F **312.09**	**.00040**	**.00958**	**25.940**	**.00142**
Stddev	.168	.00129	.00349	.00539	1.15	.00186	.00281	.032	.00011
%RSD	.32892	3.8474	.76130	139.10	.36690	458.45	29.329	.12362	7.9567
#1	50.850	.03448	.46039	.00006	312.90	.00172	.01157	25.918	.00134
#2	51.087	.03266	.45546	.00769	311.28	-.00091	.00759	25.963	.00150
Check ?	Chk Pass	Chk Pass	Chk Pass	Chk Pass	Chk Fail	Chk Pass	Chk Pass	Chk Pass	Chk Pass
High Limit					200.00				
Low Limit					-.02000				

Elem	Sr4077	Th2837	Ti3349	Tl1908	U_3701	V_2924	Zn2062	Zr3391
Line	407.771 { 83}	283.730 {119}	334.904 {101}	190.856 {477}	370.152 { 91}	292.402 {115}	206.200 {163}	339.198 { 99}
Units	ppm	ppm	ppm	ppm	ppm	ppm	ppm	ppm
Avg	**.95700**	**-.00423**	**.25513**	**-.00210**	**.00229**	**.01709**	**.05447**	**.00885**
Stddev	.00483	.00175	.00417	.00029	.02366	.00022	.00062	.00103
%RSD	.50498	41.287	1.6336	13.615	1034.3	1.2881	1.1335	11.584
#1	.95359	-.00547	.25219	-.00190	.01901	.01693	.05404	.00958
#2	.96042	-.00300	.25808	-.00231	-.01444	.01724	.05491	.00813
Check ?	Chk Pass	Chk Pass	Chk Pass	Chk Pass	Chk Pass	Chk Pass	Chk Pass	Chk Pass
High Limit								
Low Limit								

Int. Std.	Y_2243	Y_3600	Y_3774
Line	224.306 {450}	360.073 { 94}	377.433 { 89}
Units	Cts/S	Cts/S	Cts/S
Avg	**1400.5**	**30571.**	**5713.0**
Stddev	2.4	72.	31.2
%RSD	.17370	.23417	.54607
#1	1398.8	30520.	5735.1
#2	1402.2	30621.	5691.0

Sample Name: ccvh-3900196 Acquired: 5/21/2016 3:09:47 Type: QC
Method: 6500_026(v10) Mode: CONC Corr. Factor: 1.000000
User: kellyca Custom ID1: Custom ID2: Custom ID3:
Comment:

Elem	Ag3280	Al3092	As1890	B_2089	Ba4554	Be3130	Bi2230	Ca3179	Cd2288	Co2286	Cr2055	Cu3247
Units	ppm	ppm	ppm	ppm	ppm	ppm	ppm	ppm	ppm	ppm	ppm	ppm
Avg	k **-.01417**	F **44.800**	k **-.00214**	**.00305**	**.00008**	**-.00039**	**1.0906**	**-.02522**	k **-.00089**	**.00288**	**-.00039**	k **.01016**
Stddev	.01371	.078	.00327	.00032	.00001	.00004	.0036	.00567	.00009	.00001	.00012	.00910
%RSD	96.748	.17485	152.51	10.366	14.156	10.419	.32804	22.476	9.7144	.33849	31.252	89.531
#1	k -.02386	44.744	k .00017	.00283	.00007	-.00036	1.0931	-.02121	k -.00083	.00287	-.00030	k .01660
#2	-.00448	44.855	-.00445	.00328	.00009	-.00042	1.0880	-.02923	-.00095	.00289	-.00047	.00373
Check ?	None	Chk Fail	None	None	None	None	Chk Pass	None	None	None	None	None
Value		50.000										
Range		-10.000%										

Elem	Fe2714	K_7664	Li6707	Mg2790	Mn2576	Mo2020	Na8183	Ni2316	P_1782	Pb2203	S_1820	Sb2068
Units	ppm	ppm	ppm	ppm	ppm	ppm	ppm	ppm	ppm	ppm	ppm	ppm
Avg	F **44.866**	**.07359**	**-.00046**	**.16154**	k **-.00000**	**-.00220**	**247.88**	**-.00004**	**.00434**	k **.00170**	**5.1290**	k **-.00025**
Stddev	.426	.03298	.00012	.00687	.00039	.00016	.77	.00056	.00181	.00081	.0212	.00070
%RSD	.94905	44.824	25.567	4.2526	10302.	7.0732	.31224	1423.5	41.836	47.629	.41278	276.60
#1	44.565	.09691	-.00038	.15668	k .00027	-.00231	247.33	.00035	.00562	k .00227	5.1440	k -.00074
#2	45.167	.05026	-.00054	.16639	-.00028	-.00209	248.43	-.00043	.00305	.00113	5.1141	.00024
Check ?	Chk Fail	None	None	None	None	None	Chk Pass	None	None	None	Chk Pass	None
Value	50.000											
Range	-10.000%											

Elem	Se1960	Si2881	Sn1899	Sr4077	Th2837	Ti3349	Tl1908	U_3701	V_2924	Zn2062	Zr3391
Units	ppm	ppm	ppm	ppm	ppm	ppm	ppm	ppm	ppm	ppm	ppm
Avg	k **.00236**	**-.00898**	**.00123**	**.00033**	k **4.8304**	**.02695**	k **-.00500**	**9.9353**	k **-.00859**	**-.00261**	k **.14373**
Stddev	.00687	.01203	.00014	.00005	.0088	.00008	.00221	.0228	.01005	.00085	.23961
%RSD	290.99	133.97	10.975	14.685	.18254	.28491	44.263	.22997	116.95	32.776	166.71
#1	k .00722	-.01749	.00114	.00036	k 4.8366	.02700	k -.00657	9.9514	k -.00149	-.00200	k .31316
#2	-.00250	-.00047	.00133	.00030	4.8241	.02689	-.00344	9.9191	-.01570	-.00321	-.02570
Check ?	None	None	None	None	Chk Pass	None	None	Chk Pass	None	None	None
Value											
Range											

Int. Std.	Y_2243	Y_3600	Y_3774
Units	Cts/S	Cts/S	Cts/S
Avg	**1483.9**	**31824.**	**5893.8**
Stddev	5.4	11.	15.0
%RSD	.36322	.03339	.25434
#1	1480.1	31816.	5904.4
#2	1487.7	31831.	5883.2

Sample Name: ccv-3900195 Acquired: 5/21/2016 3:12:38 Type: QC
Method: 6500_026(v10) Mode: CONC Corr. Factor: 1.000000
User: kellyca Custom ID1: Custom ID2: Custom ID3:
Comment:

Elem	Ag3280	Al1670	As1890	B_2089	Ba4554	Be3130	Bi2230	Ca3179	Cd2288	Co2286	Cr2055	Cu3247
Units	ppm	ppm	ppm	ppm	ppm	ppm	ppm	ppm	ppm	ppm	ppm	ppm
Avg	**.47563**	**.52079**	**1.0355**	F **.56112**	**.49918**	**.51035**	**-.00752**	**4.9308**	**.54374**	**.54074**	**.52802**	**.49305**
Stddev	.00023	.00326	.0028	.00032	.00005	.00066	.00142	.0192	.00000	.00009	.00023	.00094
%RSD	.04732	.62596	.27226	.05778	.01007	.12856	18.813	.38986	.00011	.01609	.04269	.19051
#1	.47579	.52310	1.0335	.56089	.49914	.50988	-.00652	4.9173	.54374	.54080	.52786	.49239
#2	.47547	.51849	1.0375	.56135	.49922	.51081	-.00852	4.9444	.54374	.54067	.52818	.49372
Check ?	Chk Pass	Chk Pass	Chk Pass	Chk Fail	Chk Pass	Chk Pass	None	Chk Pass	Chk Pass	Chk Pass	Chk Pass	Chk Pass
Value				.50000								
Range				10.000%								

Elem	Fe2599	K_7664	Li6707	Mg2790	Mn2576	Mo2020	Na5895	Ni2316	P_1782	Pb2203	S_1820	Sb2068
Units	ppm	ppm	ppm	ppm	ppm	ppm	ppm	ppm	ppm	ppm	ppm	ppm
Avg	**2.4861**	**51.166**	**1.0735**	**19.262**	**.49520**	**.54243**	**5.2687**	**.51247**	**1.0352**	**1.0690**	**.01041**	**1.0409**
Stddev	.0031	.119	.0020	.034	.00156	.00125	.0066	.00044	.0004	.0020	.00232	.0075
%RSD	.12611	.23288	.18276	.17806	.31580	.23039	.12529	.08682	.03598	.18596	22.285	.71787
#1	2.4884	51.081	1.0722	19.238	.49409	.54331	5.2640	.51215	1.0355	1.0704	.00877	1.0356
#2	2.4839	51.250	1.0749	19.287	.49631	.54154	5.2733	.51278	1.0350	1.0676	.01205	1.0462
Check ?	Chk Pass	Chk Pass	Chk Pass	Chk Pass	Chk Pass	Chk Pass	Chk Pass	Chk Pass	Chk Pass	Chk Pass	None	Chk Pass
Value												
Range												

Elem	Se1960	Si2881	Sn1899	Sr4077	Th2837	Ti3349	Tl1908	U_3701	V_2924	Zn2062	Zr3391
Units	ppm	ppm	ppm	ppm	ppm	ppm	ppm	ppm	ppm	ppm	ppm
Avg	**1.0050**	**4.9758**	**.99497**	**.46454**	**.00130**	**.45146**	**1.0315**	**.02477**	**.46130**	**.48963**	**.49841**
Stddev	.0048	.0381	.00355	.00123	.00196	.00188	.0056	.00248	.00022	.00086	.00292
%RSD	.47701	.76591	.35686	.26563	150.44	.41714	.54480	10.025	.04768	.17488	.58501
#1	1.0084	4.9489	.99748	.46366	.00269	.45013	1.0275	.02302	.46146	.48903	.49634
#2	1.0016	5.0028	.99246	.46541	-.00008	.45279	1.0355	.02653	.46115	.49024	.50047
Check ?	Chk Pass	Chk Pass	Chk Pass	Chk Pass	None	Chk Pass	Chk Pass	None	Chk Pass	Chk Pass	Chk Pass
Value											
Range											

Int. Std.	Y_2243	Y_3600	Y_3774
Units	Cts/S	Cts/S	Cts/S
Avg	**1513.5**	**32469.**	**5902.0**
Stddev	.0	51.	22.8
%RSD	.00048	.15729	.38626
#1	1513.5	32433.	5918.1
#2	1513.5	32505.	5885.8

Sample Name: ccb Acquired: 5/21/2016 3:15:17 Type: QC
Method: 6500_026(v10) Mode: CONC Corr. Factor: 1.000000
User: kellyca Custom ID1: Custom ID2: Custom ID3:
Comment:

Elem	Ag3280	Al1670	As1890	B_2089	Ba4554	Be3130	Bi2230	Ca3179	Cd2288	Co2286	Cr2055
Units	ppm	ppm	ppm	ppm	ppm	ppm	ppm	ppm	ppm	ppm	ppm
Avg	**-.00005**	**-.00103**	W **-.00626**	W **.00198**	**.00010**	**-.00001**	**-.00420**	**-.00341**	**.00014**	**-.00025**	**.00004**
Stddev	.00005	.00008	.00208	.00013	.00005	.00012	.00071	.00475	.00007	.00015	.00012
%RSD	111.50	7.8304	33.144	6.5307	53.516	976.71	16.846	139.06	52.124	61.802	268.33
#1	-.00008	-.00098	-.00773	.00207	.00013	-.00009	-.00370	-.00006	.00019	-.00035	.00013
#2	-.00001	-.00109	-.00480	.00189	.00006	.00007	-.00470	-.00677	.00009	-.00014	-.00004
Check ?	Chk Pass	Chk Pass	Chk Warn	Chk Warn	Chk Pass	Chk Pass	None	Chk Pass	Chk Pass	Chk Pass	Chk Pass
High Limit			.00440	.00156							
Low Limit			-.00440	-.00156							

Elem	Cu3247	Fe2599	K_7664	Li6707	Mg2790	Mn2576	Mo2020	Na5895	Ni2316	P_1782	Pb2203
Units	ppm	ppm	ppm	ppm	ppm	ppm	ppm	ppm	ppm	ppm	ppm
Avg	W **-.00184**	**.01250**	**.08209**	**-.00069**	**.00500**	**.00018**	**.00020**	**.02714**	**-.00047**	**-.00229**	**-.00037**
Stddev	.00010	.00019	.03020	.00140	.00228	.00009	.00019	.00247	.00032	.00239	.00219
%RSD	5.5127	1.5388	36.785	202.15	45.718	51.266	97.127	9.0976	69.202	104.64	589.37
#1	-.00191	.01236	.10344	-.00169	.00661	.00024	.00034	.02539	-.00024	-.00060	.00118
#2	-.00177	.01264	.06074	.00030	.00338	.00011	.00006	.02888	-.00070	-.00398	-.00192
Check ?	Chk Warn	Chk Pass	Chk Pass	Chk Pass	Chk Pass	Chk Pass	Chk Pass	Chk Pass	Chk Pass	Chk Pass	Chk Pass
High Limit	.00136										
Low Limit	-.00136										

Elem	S_1820	Sb2068	Se1960	Si2881	Sn1899	Sr4077	Th2837	Ti3349	Tl1908	U_3701	V_2924
Units	ppm	ppm	ppm	ppm	ppm	ppm	ppm	ppm	ppm	ppm	ppm
Avg	**.00974**	**.00120**	**.00214**	**-.00819**	**.00103**	**.00003**	**-.00157**	**.00027**	**-.00411**	**.01981**	**-.00030**
Stddev	.00039	.00193	.00059	.00528	.00012	.00001	.00168	.00014	.00052	.00319	.00091
%RSD	4.0382	160.80	27.449	64.528	11.602	19.111	107.52	53.988	12.631	16.115	308.06
#1	.00947	-.00016	.00255	-.00445	.00095	.00003	-.00038	.00037	-.00374	.01755	.00035
#2	.01002	.00256	.00172	-.01192	.00112	.00003	-.00276	.00016	-.00448	.02207	-.00094
Check ?	None	Chk Pass	Chk Pass	Chk Pass	Chk Pass	Chk Pass	Chk Pass	Chk Pass	Chk Pass	Chk Pass	Chk Pass
High Limit											
Low Limit											

Elem	Zn2062	Zr3391
Units	ppm	ppm
Avg	**-.00024**	**.00021**
Stddev	.00082	.00021
%RSD	343.77	99.279
#1	.00034	.00006
#2	-.00082	.00036
Check ?	Chk Pass	Chk Pass
High Limit		
Low Limit		

Int. Std.	Y_2243	Y_3600	Y_3774
Units	Cts/S	Cts/S	Cts/S
Avg	**1539.1**	**33487.**	**5896.1**
Stddev	2.3	3.	6.7
%RSD	.14659	.00785	.11295
#1	1537.5	33485.	5891.4
#2	1540.7	33489.	5900.8

Sample Name: ccvl-3903059 Acquired: 5/21/2016 3:18:07 Type: QC
Method: 6500_026(v10) Mode: CONC Corr. Factor: 1.000000
User: kellyca Custom ID1: Custom ID2: Custom ID3:
Comment:

Elem	Ag3280	Al1670	As1890	B_2089	Ba4554	Be3130	Bi2230	Ca3179	Cd2288	Co2286	Cr2055	Cu3247	Fe2599	K_7664
Units	ppm	ppm	ppm	ppm	ppm	ppm	ppm	ppm	ppm	ppm	ppm	ppm	ppm	ppm
Avg	**.00967**	**.10553**	**.01228**	**.11304**	**.01011**	**.00087**	**.11700**	**.19792**	**.00575**	**.01056**	**.01057**	**.01680**	**.11903**	**3.1384**
Stddev	.00003	.00059	.00082	.00090	.00001	.00009	.00123	.00442	.00002	.00004	.00008	.00032	.00039	.0220
%RSD	.36181	.55780	6.7059	.79469	.10839	9.8944	1.0541	2.2325	.43168	.38184	.74855	1.8830	.32660	.70226
#1	.00964	.10595	.01169	.11241	.01010	.00081	.11787	.19480	.00577	.01053	.01062	.01702	.11876	3.1229
#2	.00969	.10511	.01286	.11368	.01012	.00093	.11613	.20105	.00574	.01059	.01051	.01658	.11931	3.1540
Check ?	Chk Pass	Chk Pass	Chk Pass	Chk Pass	Chk Pass	Chk Pass	Chk Pass	Chk Pass	Chk Pass	Chk Pass	Chk Pass	Chk Pass	Chk Pass	Chk Pass
Value														
Range														

Elem	Li6707	Mg2790	Mn2576	Mo2020	Na5895	Ni2316	P_1782	Pb2203	S_1820	Sb2068	Se1960	Si2881	Sn1899	Sr4077
Units	ppm	ppm	ppm	ppm	ppm	ppm	ppm	ppm	ppm	ppm	ppm	ppm	ppm	ppm
Avg	**.01095**	**.20555**	**.01032**	**.02155**	**1.0495**	**.04206**	**3.0179**	**.00822**	**.00638**	**.02051**	**.01585**	**.49723**	**.10292**	**.00928**
Stddev	.00002	.00225	.00011	.00009	.0070	.00012	.0073	.00060	.00286	.00248	.01005	.00491	.00035	.00003
%RSD	.14372	1.0923	1.0440	.42857	.67224	.28647	.24135	7.3026	44.863	12.097	63.405	.98747	.34166	.28846
#1	.01094	.20713	.01040	.02149	1.0445	.04198	3.0127	.00864	.00436	.01876	.02296	.50070	.10268	.00930
#2	.01096	.20396	.01024	.02162	1.0545	.04215	3.0230	.00779	.00841	.02226	.00875	.49376	.10317	.00926
Check ?	Chk Pass	Chk Pass	Chk Pass	Chk Pass	Chk Pass	Chk Pass	Chk Pass	Chk Pass	None	Chk Pass	Chk Pass	Chk Pass	Chk Pass	Chk Pass
Value														
Range														

Elem	Th2837	Ti3349	Tl1908	U_3701	V_2924	Zn2062	Zr3391
Units	ppm	ppm	ppm	ppm	ppm	ppm	ppm
Avg	**.01323**	**.00946**	**.01516**	**.07736**	**.00895**	**.01860**	**.01467**
Stddev	.00214	.00023	.00165	.00225	.00091	.00086	.00100
%RSD	16.179	2.3848	10.878	2.9059	10.140	4.6407	6.8224
#1	.01172	.00930	.01632	.07577	.00959	.01799	.01538
#2	.01475	.00962	.01399	.07895	.00831	.01921	.01397
Check ?	Chk Pass	Chk Pass	Chk Pass	Chk Pass	Chk Pass	Chk Pass	Chk Pass
Value							
Range							

Int. Std.	Y_2243	Y_3600	Y_3774
Units	Cts/S	Cts/S	Cts/S
Avg	**1556.6**	**33477.**	**5801.2**
Stddev	.8	94.	8.4
%RSD	.04857	.28175	.14488
#1	1557.1	33410.	5807.1
#2	1556.1	33544.	5795.2

Sample Name: MB 280-326194/1-A Acquired: 5/21/2016 3:20:55 Type: Unk
Method: 6500_026(v10) Mode: CONC Corr. Factor: 1.000000
User: kellyca Custom ID1: 5/20 Custom ID2: Custom ID3:
Comment: 326194 6010C dupont

Elem	Ag3280	Al1670	As1890	B_2089	Ba4554	Be3130	Bi2230	Ca3179	Cd2288
Line	328.068 {103}	167.079 {502}	189.042 {478}	208.959 {461}	455.403 { 74}	313.042 {108}	223.061 {451}	317.933 {106}	228.802 {447}
Units	ppm	ppm	ppm	ppm	ppm	ppm	ppm	ppm	ppm
Avg	**.00041**	**.00463**	**-.00179**	**.00143**	**.00007**	**-.00016**	**-.00092**	**.05693**	**-.00020**
Stddev	.00022	.00036	.00484	.00019	.00007	.00002	.00218	.00336	.00006
%RSD	54.057	7.7510	269.77	13.058	104.29	9.1237	235.76	5.9004	31.605
#1	.00057	.00488	-.00521	.00156	.00011	-.00015	.00062	.05931	-.00025
#2	.00025	.00437	.00163	.00130	.00002	-.00018	-.00246	.05456	-.00016
Check ?	Chk Pass	Chk Pass	Chk Pass	Chk Pass	Chk Pass	Chk Pass	Chk Pass	Chk Pass	Chk Pass
High Limit									
Low Limit									

Elem	Co2286	Cr2055	Cu3247	Fe2599	K_7664	Li6707	Mg2790	Mn2576	Mo2020
Line	228.616 {447}	205.560 {464}	324.754 {104}	259.940 {130}	766.490 { 44}	670.784 { 50}	279.079 {121}2	257.610 {131}	202.030 {467}
Units	ppm	ppm	ppm	ppm	ppm	ppm	ppm	ppm	ppm
Avg	**-.00065**	**.00007**	**-.00103**	**.01321**	**.07611**	**-.00075**	**.00853**	**.00017**	**-.00036**
Stddev	.00014	.00041	.00027	.00073	.01659	.00007	.00601	.00002	.00018
%RSD	21.702	553.46	26.447	5.5407	21.803	8.9094	70.389	9.5605	49.288
#1	-.00075	-.00021	-.00084	.01270	.08784	-.00070	.00429	.00018	-.00049
#2	-.00055	.00036	-.00122	.01373	.06437	-.00080	.01278	.00016	-.00024
Check ?	Chk Pass	Chk Pass	Chk Pass	Chk Pass	Chk Pass	Chk Pass	Chk Pass	Chk Pass	Chk Pass
High Limit									
Low Limit									

Elem	Na5895	Ni2316	P_1782	Pb2203	S_1820	Sb2068	Se1960	Si2881	Sn1899
Line	589.592 { 57}	231.604 {446}	178.284 {489}	220.353 {453}	182.034 {485}	206.833 {463}	196.090 {472}	288.158 {117}	189.989 {477}
Units	ppm	ppm	ppm	ppm	ppm	ppm	ppm	ppm	ppm
Avg	**.03888**	**.00112**	**-.00295**	**-.00094**	**.01528**	**.00068**	**.00111**	**.00485**	**.00036**
Stddev	.01071	.00023	.00227	.00042	.00047	.00097	.00226	.00593	.00191
%RSD	27.545	20.187	77.086	44.778	3.0867	142.36	203.62	122.21	535.51
#1	.04645	.00096	-.00456	-.00064	.01494	.00137	.00271	.00904	-.00099
#2	.03130	.00128	-.00134	-.00123	.01561	-.00000	-.00049	.00066	.00170
Check ?	Chk Pass	Chk Pass	Chk Pass	Chk Pass	Chk Pass	Chk Pass	Chk Pass	Chk Pass	Chk Pass
High Limit									
Low Limit									

Elem	Sr4077	Th2837	Ti3349	Tl1908	U_3701	V_2924	Zn2062	Zr3391
Line	407.771 { 83}	283.730 {119}	334.904 {101}	190.856 {477}	370.152 { 91}	292.402 {115}	206.200 {163}	339.198 { 99}
Units	ppm	ppm	ppm	ppm	ppm	ppm	ppm	ppm
Avg	**.00003**	**-.00163**	**.00014**	**-.00083**	**.00578**	**-.00005**	**.00228**	**.00088**
Stddev	.00000	.00057	.00029	.00077	.00149	.00026	.00072	.00097
%RSD	3.2886	35.216	213.62	93.059	25.871	561.69	31.427	110.14
#1	.00003	-.00203	.00034	-.00028	.00684	.00014	.00279	.00019
#2	.00003	-.00122	-.00007	-.00138	.00472	-.00023	.00178	.00156
Check ?	Chk Pass	Chk Pass	Chk Pass	Chk Pass	Chk Pass	Chk Pass	Chk Pass	Chk Pass
High Limit								
Low Limit								

Int. Std.	Y_2243	Y_3600	Y_3774
Line	224.306 {450}	360.073 { 94}	377.433 { 89}
Units	Cts/S	Cts/S	Cts/S
Avg	**1556.5**	**33838.**	**5885.9**
Stddev	1.7	75.	18.6
%RSD	.10690	.22030	.31517
#1	1557.7	33891.	5872.7
#2	1555.3	33785.	5899.0

Sample Name: LCS 280-326194/2-A Acquired: 5/21/2016 3:23:42 Type: Unk
Method: 6500_026(v10) Mode: CONC Corr. Factor: 1.000000
User: kellyca Custom ID1: Custom ID2: Custom ID3:
Comment: 326194 6010C dupont

Elem	Ag3280	Al1670	As1890	B_2089	Ba4554	Be3130	Bi2230	Ca3179	Cd2288
Line	328.068 {103}	167.079 {502}	189.042 {478}	208.959 {461}	455.403 { 74}	313.042 {108}	223.061 {451}	317.933 {106}	228.802 {447}
Units	ppm	ppm	ppm	ppm	ppm	ppm	ppm	ppm	ppm
Avg	**.04668**	**1.9804**	**1.0547**	F **1.1310**	**1.9674**	**.05072**	F **2.2590**	**49.451**	**.10637**
Stddev	.00031	.0040	.0050	.0045	.0065	.00004	.0011	.219	.00002
%RSD	.66022	.19933	.47775	.39664	.32956	.08619	.04681	.44339	.01443
#1	.04646	1.9832	1.0511	1.1278	1.9628	.05069	2.2583	49.296	.10638
#2	.04689	1.9776	1.0582	1.1341	1.9720	.05075	2.2598	49.606	.10636
Check ?	Chk Pass	Chk Pass	Chk Pass	Chk Fail	Chk Pass	Chk Pass	Chk Fail	Chk Pass	Chk Pass
High Limit				1.1000			2.2000		
Low Limit				.89000			1.8000		

Elem	Co2286	Cr2055	Cu3247	Fe2599	K_7664	Li6707	Mg2790	Mn2576	Mo2020
Line	228.616 {447}	205.560 {464}	324.754 {104}	259.940 {130}	766.490 { 44}	670.784 { 50}	279.079 {121}2	257.610 {131}	202.030 {467}
Units	ppm	ppm	ppm	ppm	ppm	ppm	ppm	ppm	ppm
Avg	**.52159**	F **.20779**	**.24023**	**1.0045**	**51.546**	**1.0597**	**47.281**	**.47833**	**1.0920**
Stddev	.00196	.00057	.00066	.0032	.118	.0027	.189	.00200	.0048
%RSD	.37529	.27380	.27481	.31943	.22863	.25526	.39954	.41768	.44014
#1	.52021	.20819	.23977	1.0022	51.463	1.0578	47.147	.47691	1.0886
#2	.52298	.20738	.24070	1.0068	51.630	1.0616	47.414	.47974	1.0954
Check ?	Chk Pass	Chk Fail	Chk Pass	Chk Pass	Chk Pass	Chk Pass	Chk Pass	Chk Pass	Chk Pass
High Limit		.05750							
Low Limit		.04300							

Elem	Na8183	Ni2316	P_1782	Pb2203	S_1820	Sb2068	Se1960	Si2881	Sn1899
Line	818.326 { 41}	231.604 {446}	178.284 {489}	220.353 {453}	182.034 {485}	206.833 {463}	196.090 {472}	288.158 {117}	189.989 {477}
Units	ppm	ppm	ppm	ppm	ppm	ppm	ppm	ppm	ppm
Avg	**50.427**	**.49703**	**10.561**	**.52431**	**2.0970**	**.52670**	**2.0500**	**9.9464**	**1.9413**
Stddev	.148	.00069	.024	.00063	.0057	.00454	.0095	.0488	.0018
%RSD	.29319	.13785	.22574	.12105	.27190	.86107	.46222	.49018	.09462
#1	50.323	.49752	10.545	.52386	2.1010	.52349	2.0567	9.9120	1.9426
#2	50.532	.49655	10.578	.52476	2.0929	.52991	2.0433	9.9809	1.9400
Check ?	Chk Pass	Chk Pass	Chk Pass	Chk Pass	Chk Pass	Chk Pass	Chk Pass	Chk Pass	Chk Pass
High Limit									
Low Limit									

Elem	Sr4077	Th2837	Ti3349	Tl1908	U_3701	V_2924	Zn2062	Zr3391
Line	407.771 { 83}	283.730 {119}	334.904 {101}	190.856 {477}	370.152 { 91}	292.402 {115}	206.200 {163}	339.198 { 99}
Units	ppm	ppm	ppm	ppm	ppm	ppm	ppm	ppm
Avg	F **.90659**	**.95954**	F **.88863**	**1.9849**	**2.0565**	**.44614**	**.47812**	**.48375**
Stddev	.00133	.00713	.00090	.0014	.0057	.00101	.00304	.00315
%RSD	.14652	.74353	.10100	.07322	.27873	.22582	.63663	.65201
#1	.90565	.95450	.88799	1.9839	2.0525	.44543	.47596	.48152
#2	.90753	.96458	.88926	1.9859	2.0606	.44685	.48027	.48598
Check ?	Chk Fail	Chk Pass	Chk Fail	Chk Pass	Chk Pass	Chk Pass	Chk Pass	Chk Pass
High Limit	1.1000		1.1000					
Low Limit	.91000		.90000					

Int. Std.	Y_2243	Y_3600	Y_3774
Line	224.306 {450}	360.073 { 94}	377.433 { 89}
Units	Cts/S	Cts/S	Cts/S
Avg	**1489.8**	**32036.**	**5820.3**
Stddev	1.6	96.	12.2
%RSD	.10669	.29931	.20883
#1	1490.9	32104.	5828.9
#2	1488.6	31968.	5811.7

Sample Name: 280-83148-A-2-A Acquired: 5/21/2016 3:26:18 Type: Unk
Method: 6500_026(v10) Mode: CONC Corr. Factor: 1.000000
User: kellyca Custom ID1: Custom ID2: Custom ID3:
Comment: 326194 6010C dupont

Elem	Ag3280	Al1670	As1890	B_2089	Ba4554	Be3130	Bi2230	Ca3179	Cd2288
Line	328.068 {103}	167.079 {502}	189.042 {478}	208.959 {461}	455.403 { 74}	313.042 {108}	223.061 {451}	317.933 {106}	228.802 {447}
Units	ppm	ppm	ppm	ppm	ppm	ppm	ppm	ppm	ppm
Avg	**.00080**	**.00671**	**-.00179**	**.06168**	**.03149**	**-.00010**	**-.00011**	**46.868**	**.00034**
Stddev	.00006	.00050	.00231	.00112	.00031	.00003	.00005	.174	.00010
%RSD	7.5497	7.4008	128.88	1.8088	.97317	27.208	46.564	.37085	29.613
#1	.00084	.00706	-.00342	.06247	.03127	-.00008	-.00015	46.745	.00041
#2	.00076	.00636	-.00016	.06089	.03171	-.00012	-.00008	46.991	.00027
Check ?	Chk Pass	Chk Pass	Chk Pass	Chk Pass	Chk Pass	Chk Pass	Chk Pass	Chk Pass	Chk Pass
High Limit									
Low Limit									

Elem	Co2286	Cr2055	Cu3247	Fe2599	K_7664	Li6707	Mg2790	Mn2576	Mo2020
Line	228.616 {447}	205.560 {464}	324.754 {104}	259.940 {130}	766.490 { 44}	670.784 { 50}	279.079 {121}2	257.610 {131}	202.030 {467}
Units	ppm	ppm	ppm	ppm	ppm	ppm	ppm	ppm	ppm
Avg	**-.00000**	**-.00007**	**-.00115**	**.05796**	**12.462**	**.00204**	**7.3095**	**.10396**	**.00888**
Stddev	.00032	.00032	.00021	.00024	.122	.00050	.0028	.00031	.00061
%RSD	11749.	456.95	18.177	.42172	.97517	24.600	.03797	.29826	6.8172
#1	.00023	-.00029	-.00101	.05779	12.377	.00239	7.3115	.10418	.00845
#2	-.00023	.00016	-.00130	.05813	12.548	.00168	7.3076	.10374	.00931
Check ?	Chk Pass	Chk Pass	Chk Pass	Chk Pass	Chk Pass	Chk Pass	Chk Pass	Chk Pass	Chk Pass
High Limit									
Low Limit									

Elem	Na8183	Ni2316	P_1782	Pb2203	S_1820	Sb2068	Se1960	Si2881	Sn1899
Line	818.326 { 41}	231.604 {446}	178.284 {489}	220.353 {453}	182.034 {485}	206.833 {463}	196.090 {472}	288.158 {117}	189.989 {477}
Units	ppm	ppm	ppm	ppm	ppm	ppm	ppm	ppm	ppm
Avg	**53.516**	**.00128**	**.26863**	W **-.00331**	**22.589**	**.00056**	**-.00019**	**14.135**	**.00222**
Stddev	.332	.00025	.00376	.00232	.072	.00013	.00186	.034	.00052
%RSD	.62017	19.570	1.4013	69.990	.31780	24.305	968.29	.23984	23.345
#1	53.282	.00146	.27130	-.00167	22.640	.00065	.00112	14.111	.00185
#2	53.751	.00110	.26597	-.00495	22.538	.00046	-.00150	14.159	.00259
Check ?	Chk Pass	Chk Pass	Chk Pass	Chk Warn	Chk Pass	Chk Pass	Chk Pass	Chk Pass	Chk Pass
High Limit				10.000					
Low Limit				-.00300					

Elem	Sr4077	Th2837	Ti3349	Tl1908	U_3701	V_2924	Zn2062	Zr3391
Line	407.771 { 83}	283.730 {119}	334.904 {101}	190.856 {477}	370.152 { 91}	292.402 {115}	206.200 {163}	339.198 { 99}
Units	ppm	ppm	ppm	ppm	ppm	ppm	ppm	ppm
Avg	**.22226**	**-.00333**	**.00024**	**-.00156**	**.02012**	**.00070**	**.00054**	**.00073**
Stddev	.00201	.00049	.00009	.00061	.01647	.00072	.00028	.00072
%RSD	.90592	14.775	38.348	39.088	81.832	102.05	51.179	97.792
#1	.22083	-.00299	.00017	-.00113	.00848	.00121	.00074	.00124
#2	.22368	-.00368	.00030	-.00199	.03177	.00020	.00034	.00023
Check ?	Chk Pass	Chk Pass	Chk Pass	Chk Pass	Chk Pass	Chk Pass	Chk Pass	Chk Pass
High Limit								
Low Limit								

Int. Std.	Y_2243	Y_3600	Y_3774
Line	224.306 {450}	360.073 { 94}	377.433 { 89}
Units	Cts/S	Cts/S	Cts/S
Avg	**1506.2**	**32679.**	**5923.8**
Stddev	1.1	11.	.1
%RSD	.07038	.03278	.00236
#1	1505.5	32686.	5923.7
#2	1507.0	32671.	5923.8

Sample Name: 280-83148-A-4-A Acquired: 5/21/2016 3:29:02 Type: Unk
Method: 6500_026(v10) Mode: CONC Corr. Factor: 1.000000
User: kellyca Custom ID1: Custom ID2: Custom ID3:
Comment: 326194 6010C dupont

Elem	Ag3280	Al1670	As1890	B_2089	Ba4554	Be3130	Bi2230	Ca3179	Cd2288
Line	328.068 {103}	167.079 {502}	189.042 {478}	208.959 {461}	455.403 { 74}	313.042 {108}	223.061 {451}	317.933 {106}	228.802 {447}
Units	ppm	ppm	ppm	ppm	ppm	ppm	ppm	ppm	ppm
Avg	**.00065**	**.00478**	**-.00168**	**.01220**	**.00327**	**-.00013**	**-.00423**	**8.7965**	**.00039**
Stddev	.00007	.00015	.00069	.00056	.00010	.00007	.00109	.0347	.00022
%RSD	10.335	3.1599	40.963	4.6233	3.0543	50.612	25.848	.39388	55.922
#1	.00069	.00489	-.00119	.01180	.00334	-.00009	-.00346	8.7720	.00023
#2	.00060	.00468	-.00216	.01260	.00320	-.00018	-.00500	8.8210	.00054
Check ?	Chk Pass	Chk Pass	Chk Pass	Chk Pass	Chk Pass	Chk Pass	Chk Pass	Chk Pass	Chk Pass
High Limit									
Low Limit									

Elem	Co2286	Cr2055	Cu3247	Fe2599	K_7664	Li6707	Mg2790	Mn2576	Mo2020
Line	228.616 {447}	205.560 {464}	324.754 {104}	259.940 {130}	766.490 { 44}	670.784 { 50}	279.079 {121}2	257.610 {131}	202.030 {467}
Units	ppm	ppm	ppm	ppm	ppm	ppm	ppm	ppm	ppm
Avg	**-.00048**	**.00111**	**-.00155**	**.01508**	**1.3248**	**.00165**	**3.1556**	**.00053**	**.00076**
Stddev	.00001	.00043	.00026	.00189	.0024	.00046	.0117	.00001	.00019
%RSD	1.6643	38.603	16.908	12.515	.18045	27.863	.37206	1.0279	24.511
#1	-.00048	.00142	-.00173	.01375	1.3231	.00198	3.1473	.00053	.00063
#2	-.00049	.00081	-.00136	.01642	1.3265	.00133	3.1639	.00052	.00089
Check ?	Chk Pass	Chk Pass	Chk Pass	Chk Pass	Chk Pass	Chk Pass	Chk Pass	Chk Pass	Chk Pass
High Limit									
Low Limit									

Elem	Na5895	Ni2316	P_1782	Pb2203	S_1820	Sb2068	Se1960	Si2881	Sn1899
Line	589.592 { 57}	231.604 {446}	178.284 {489}	220.353 {453}	182.034 {485}	206.833 {463}	196.090 {472}	288.158 {117}	189.989 {477}
Units	ppm	ppm	ppm	ppm	ppm	ppm	ppm	ppm	ppm
Avg	**5.5382**	**.00090**	**.00077**	**-.00109**	**.78051**	**.00071**	**.00172**	**9.2478**	**.00144**
Stddev	.0232	.00026	.00149	.00092	.00965	.00089	.00814	.0042	.00082
%RSD	.41894	28.383	194.81	84.043	1.2365	125.32	474.23	.04559	57.221
#1	5.5218	.00072	-.00029	-.00044	.77369	.00008	-.00404	9.2448	.00202
#2	5.5546	.00108	.00182	-.00174	.78733	.00134	.00748	9.2508	.00086
Check ?	Chk Pass	Chk Pass	Chk Pass	Chk Pass	Chk Pass	Chk Pass	Chk Pass	Chk Pass	Chk Pass
High Limit									
Low Limit									

Elem	Sr4077	Th2837	Ti3349	Tl1908	U_3701	V_2924	Zn2062	Zr3391
Line	407.771 { 83}	283.730 {119}	334.904 {101}	190.856 {477}	370.152 { 91}	292.402 {115}	206.200 {163}	339.198 { 99}
Units	ppm	ppm	ppm	ppm	ppm	ppm	ppm	ppm
Avg	**.12271**	**-.00165**	**.00019**	**-.00172**	**.02203**	**.00032**	**.01952**	**.00115**
Stddev	.00030	.00073	.00001	.00024	.01118	.00038	.00080	.00009
%RSD	.24143	44.436	6.3360	14.215	50.768	119.63	4.0982	7.4730
#1	.12250	-.00217	.00019	-.00189	.02994	.00005	.02009	.00109
#2	.12292	-.00113	.00018	-.00155	.01412	.00059	.01896	.00121
Check ?	Chk Pass	Chk Pass	Chk Pass	Chk Pass	Chk Pass	Chk Pass	Chk Pass	Chk Pass
High Limit								
Low Limit								

Int. Std.	Y_2243	Y_3600	Y_3774
Line	224.306 {450}	360.073 { 94}	377.433 { 89}
Units	Cts/S	Cts/S	Cts/S
Avg	**1553.2**	**33363.**	**5886.0**
Stddev	3.6	67.	17.0
%RSD	.23361	.20051	.28875
#1	1555.7	33410.	5898.1
#2	1550.6	33315.	5874.0

Sample Name: 280-83148-A-7-A Acquired: 5/21/2016 3:31:48 Type: Unk
Method: 6500_026(v10) Mode: CONC Corr. Factor: 1.000000
User: kellyca Custom ID1: Custom ID2: Custom ID3:
Comment: 326194 6010C dupont

Elem	Ag3280	Al1670	As1890	B_2089	Ba4554	Be3130	Bi2230	Ca3179	Cd2288
Line	328.068 {103}	167.079 {502}	189.042 {478}	208.959 {461}	455.403 { 74}	313.042 {108}	223.061 {451}	317.933 {106}	228.802 {447}
Units	ppm	ppm	ppm	ppm	ppm	ppm	ppm	ppm	ppm
Avg	**.00044**	**.01910**	**-.00282**	**.00842**	**.03471**	**-.00010**	**-.00352**	**13.848**	**.00003**
Stddev	.00001	.00102	.00440	.00098	.00023	.00008	.00417	.030	.00004
%RSD	3.0083	5.3595	156.12	11.639	.65324	81.244	118.46	.21970	125.91
#1	.00045	.01837	.00029	.00773	.03487	-.00015	-.00057	13.826	.00000
#2	.00043	.01982	-.00593	.00911	.03455	-.00004	-.00647	13.869	.00006
Check ?	Chk Pass	Chk Pass	Chk Pass	Chk Pass	Chk Pass	Chk Pass	Chk Pass	Chk Pass	Chk Pass
High Limit									
Low Limit									

Elem	Co2286	Cr2055	Cu3247	Fe2599	K_7664	Li6707	Mg2790	Mn2576	Mo2020
Line	228.616 {447}	205.560 {464}	324.754 {104}	259.940 {130}	766.490 { 44}	670.784 { 50}	279.079 {121}2	257.610 {131}	202.030 {467}
Units	ppm	ppm	ppm	ppm	ppm	ppm	ppm	ppm	ppm
Avg	**.00496**	**-.00014**	**.00283**	**.02935**	**1.2417**	**.00174**	**4.1319**	**.32617**	**.00024**
Stddev	.00034	.00008	.00010	.00119	.0051	.00091	.0061	.00102	.00047
%RSD	6.8688	55.497	3.6166	4.0414	.40770	52.519	.14864	.31294	195.67
#1	.00472	-.00009	.00291	.03019	1.2453	.00239	4.1275	.32545	-.00009
#2	.00520	-.00020	.00276	.02852	1.2381	.00109	4.1362	.32689	.00057
Check ?	Chk Pass	Chk Pass	Chk Pass	Chk Pass	Chk Pass	Chk Pass	Chk Pass	Chk Pass	Chk Pass
High Limit									
Low Limit									

Elem	Na8183	Ni2316	P_1782	Pb2203	S_1820	Sb2068	Se1960	Si2881	Sn1899
Line	818.326 { 41}	231.604 {446}	178.284 {489}	220.353 {453}	182.034 {485}	206.833 {463}	196.090 {472}	288.158 {117}	189.989 {477}
Units	ppm	ppm	ppm	ppm	ppm	ppm	ppm	ppm	ppm
Avg	**10.395**	**.00716**	**.43419**	**-.00063**	**.20766**	**-.00215**	**-.00049**	**14.656**	**.00165**
Stddev	.012	.00012	.00002	.00140	.00422	.00009	.00716	.040	.00006
%RSD	.11450	1.6432	.00414	224.12	2.0343	4.2605	1459.9	.27458	3.6558
#1	10.403	.00724	.43420	-.00162	.21065	-.00209	-.00555	14.684	.00160
#2	10.387	.00707	.43417	.00037	.20467	-.00222	.00457	14.627	.00169
Check ?	Chk Pass	Chk Pass	Chk Pass	Chk Pass	Chk Pass	Chk Pass	Chk Pass	Chk Pass	Chk Pass
High Limit									
Low Limit									

Elem	Sr4077	Th2837	Ti3349	Tl1908	U_3701	V_2924	Zn2062	Zr3391
Line	407.771 { 83}	283.730 {119}	334.904 {101}	190.856 {477}	370.152 { 91}	292.402 {115}	206.200 {163}	339.198 { 99}
Units	ppm	ppm	ppm	ppm	ppm	ppm	ppm	ppm
Avg	**.18241**	**-.00363**	**.00166**	**-.00085**	**.02417**	**.00141**	**.00722**	**-.00021**
Stddev	.00030	.00126	.00019	.00010	.01003	.00081	.00134	.00182
%RSD	.16220	34.656	11.357	11.457	41.488	57.456	18.617	879.66
#1	.18220	-.00452	.00179	-.00092	.03126	.00198	.00627	.00108
#2	.18262	-.00274	.00152	-.00078	.01708	.00084	.00817	-.00149
Check ?	Chk Pass	Chk Pass	Chk Pass	Chk Pass	Chk Pass	Chk Pass	Chk Pass	Chk Pass
High Limit								
Low Limit								

Int. Std.	Y_2243	Y_3600	Y_3774
Line	224.306 {450}	360.073 { 94}	377.433 { 89}
Units	Cts/S	Cts/S	Cts/S
Avg	**1543.8**	**33202.**	**5871.1**
Stddev	2.7	50.	1.7
%RSD	.17698	.15046	.02915
#1	1541.8	33238.	5872.3
#2	1545.7	33167.	5869.9

Sample Name: 280-83148-A-8-A Acquired: 5/21/2016 3:34:32 Type: Unk
Method: 6500_026(v10) Mode: CONC Corr. Factor: 1.000000
User: kellyca Custom ID1: Custom ID2: Custom ID3:
Comment: 326194 6010C dupont

Elem	Ag3280	Al1670	As1890	B_2089	Ba4554	Be3130	Bi2230	Ca3179	Cd2288
Line	328.068 {103}	167.079 {502}	189.042 {478}	208.959 {461}	455.403 { 74}	313.042 {108}	223.061 {451}	317.933 {106}	228.802 {447}
Units	ppm	ppm	ppm	ppm	ppm	ppm	ppm	ppm	ppm
Avg	**.00059**	**.01788**	**-.00420**	**.00698**	**.03555**	**-.00011**	**.00008**	**14.181**	**.00030**
Stddev	.00023	.00164	.00582	.00037	.00019	.00002	.00050	.030	.00039
%RSD	39.350	9.1734	138.64	5.2304	.53033	18.404	654.41	.21223	131.38
#1	.00043	.01904	-.00832	.00672	.03541	-.00013	.00043	14.159	.00057
#2	.00075	.01672	-.00008	.00724	.03568	-.00010	-.00028	14.202	.00002
Check ?	Chk Pass	Chk Pass	Chk Pass	Chk Pass	Chk Pass	Chk Pass	Chk Pass	Chk Pass	Chk Pass
High Limit									
Low Limit									

Elem	Co2286	Cr2055	Cu3247	Fe2599	K_7664	Li6707	Mg2790	Mn2576	Mo2020
Line	228.616 {447}	205.560 {464}	324.754 {104}	259.940 {130}	766.490 { 44}	670.784 { 50}	279.079 {121}2	257.610 {131}	202.030 {467}
Units	ppm	ppm	ppm	ppm	ppm	ppm	ppm	ppm	ppm
Avg	**.00509**	**.00024**	**.00026**	**.02982**	**1.2738**	**.00120**	**4.2826**	**.33689**	**.00043**
Stddev	.00025	.00020	.00042	.00088	.0173	.00080	.0033	.00081	.00021
%RSD	4.8835	83.173	160.38	2.9518	1.3570	66.847	.07742	.24089	48.339
#1	.00491	.00038	.00056	.02920	1.2860	.00176	4.2803	.33747	.00058
#2	.00526	.00010	-.00004	.03045	1.2615	.00063	4.2850	.33632	.00028
Check ?	Chk Pass	Chk Pass	Chk Pass	Chk Pass	Chk Pass	Chk Pass	Chk Pass	Chk Pass	Chk Pass
High Limit									
Low Limit									

Elem	Na8183	Ni2316	P_1782	Pb2203	S_1820	Sb2068	Se1960	Si2881	Sn1899
Line	818.326 { 41}	231.604 {446}	178.284 {489}	220.353 {453}	182.034 {485}	206.833 {463}	196.090 {472}	288.158 {117}	189.989 {477}
Units	ppm	ppm	ppm	ppm	ppm	ppm	ppm	ppm	ppm
Avg	**10.749**	**.00698**	**.44353**	**-.00038**	**.21722**	**-.00110**	**.00292**	**14.923**	**.00051**
Stddev	.080	.00003	.00070	.00139	.00241	.00147	.00075	.012	.00052
%RSD	.74662	.47403	.15736	368.26	1.1102	133.11	25.489	.08215	103.36
#1	10.692	.00701	.44402	.00060	.21552	-.00006	.00345	14.914	.00088
#2	10.806	.00696	.44304	-.00136	.21893	-.00214	.00240	14.931	.00014
Check ?	Chk Pass	Chk Pass	Chk Pass	Chk Pass	Chk Pass	Chk Pass	Chk Pass	Chk Pass	Chk Pass
High Limit									
Low Limit									

Elem	Sr4077	Th2837	Ti3349	Tl1908	U_3701	V_2924	Zn2062	Zr3391
Line	407.771 { 83}	283.730 {119}	334.904 {101}	190.856 {477}	370.152 { 91}	292.402 {115}	206.200 {163}	339.198 { 99}
Units	ppm	ppm	ppm	ppm	ppm	ppm	ppm	ppm
Avg	**.18710**	**-.00350**	**.00083**	**-.00357**	**.01574**	**.00112**	**.00227**	**.00077**
Stddev	.00062	.00236	.00011	.00079	.01229	.00032	.00010	.00119
%RSD	.33089	67.476	13.318	22.079	78.090	28.659	4.5560	155.09
#1	.18666	-.00183	.00091	-.00301	.00705	.00135	.00219	-.00007
#2	.18753	-.00517	.00075	-.00412	.02444	.00089	.00234	.00161
Check ?	Chk Pass	Chk Pass	Chk Pass	Chk Pass	Chk Pass	Chk Pass	Chk Pass	Chk Pass
High Limit								
Low Limit								

Int. Std.	Y_2243	Y_3600	Y_3774
Line	224.306 {450}	360.073 { 94}	377.433 { 89}
Units	Cts/S	Cts/S	Cts/S
Avg	**1545.3**	**33460.**	**5970.2**
Stddev	.5	74.	2.9
%RSD	.03014	.22184	.04778
#1	1545.6	33408.	5972.2
#2	1545.0	33513.	5968.2

Sample Name: 280-83148-A-10-A Acquired: 5/21/2016 3:37:17 Type: Unk
Method: 6500_026(v10) Mode: CONC Corr. Factor: 1.000000
User: kellyca Custom ID1: Custom ID2: Custom ID3:
Comment: 326194 6010C dupont

Elem	Ag3280	Al1670	As1890	B_2089	Ba4554	Be3130	Bi2230	Ca3179	Cd2288
Line	328.068 {103}	167.079 {502}	189.042 {478}	208.959 {461}	455.403 { 74}	313.042 {108}	223.061 {451}	317.933 {106}	228.802 {447}
Units	ppm	ppm	ppm	ppm	ppm	ppm	ppm	ppm	ppm
Avg	**.00052**	**.69234**	**-.00671**	**.00562**	**.01772**	**-.00011**	**-.00117**	**5.9006**	**-.00000**
Stddev	.00037	.00789	.00262	.00059	.00001	.00003	.00098	.0373	.00002
%RSD	69.788	1.1396	39.074	10.494	.05202	28.163	83.724	.63191	5201.4
#1	.00027	.69792	-.00857	.00521	.01773	-.00009	-.00048	5.8742	-.00001
#2	.00078	.68677	-.00486	.00604	.01772	-.00013	-.00186	5.9269	.00001
Check ?	Chk Pass	Chk Pass	Chk Pass	Chk Pass	Chk Pass	Chk Pass	Chk Pass	Chk Pass	Chk Pass
High Limit									
Low Limit									

Elem	Co2286	Cr2055	Cu3247	Fe2599	K_7664	Li6707	Mg2790	Mn2576	Mo2020
Line	228.616 {447}	205.560 {464}	324.754 {104}	259.940 {130}	766.490 { 44}	670.784 { 50}	279.079 {121}2	257.610 {131}	202.030 {467}
Units	ppm	ppm	ppm	ppm	ppm	ppm	ppm	ppm	ppm
Avg	**-.00073**	**.00508**	**.00052**	**.48906**	**.61658**	**-.00031**	**1.6124**	**.01018**	**-.00009**
Stddev	.00022	.00017	.00048	.00633	.00590	.00066	.0070	.00005	.00045
%RSD	29.836	3.3118	93.930	1.2940	.95709	215.84	.43668	.48045	504.22
#1	-.00088	.00496	.00017	.48459	.61240	.00016	1.6074	.01015	-.00040
#2	-.00058	.00520	.00086	.49354	.62075	-.00077	1.6173	.01022	.00023
Check ?	Chk Pass	Chk Pass	Chk Pass	Chk Pass	Chk Pass	Chk Pass	Chk Pass	Chk Pass	Chk Pass
High Limit									
Low Limit									

Elem	Na5895	Ni2316	P_1782	Pb2203	S_1820	Sb2068	Se1960	Si2881	Sn1899
Line	589.592 { 57}	231.604 {446}	178.284 {489}	220.353 {453}	182.034 {485}	206.833 {463}	196.090 {472}	288.158 {117}	189.989 {477}
Units	ppm	ppm	ppm	ppm	ppm	ppm	ppm	ppm	ppm
Avg	**8.8104**	**.00155**	**.08326**	**.00169**	**6.1404**	**.00055**	**.00418**	**22.731**	**.00062**
Stddev	.0337	.00050	.00124	.00080	.0217	.00084	.00563	.211	.00122
%RSD	.38228	32.408	1.4910	47.274	.35347	153.21	134.64	.92618	197.87
#1	8.7865	.00119	.08239	.00226	6.1558	.00114	.00817	22.583	.00148
#2	8.8342	.00190	.08414	.00113	6.1251	-.00005	.00020	22.880	-.00025
Check ?	Chk Pass	Chk Pass	Chk Pass	Chk Pass	Chk Pass	Chk Pass	Chk Pass	Chk Pass	Chk Pass
High Limit									
Low Limit									

Elem	Sr4077	Th2837	Ti3349	Tl1908	U_3701	V_2924	Zn2062	Zr3391
Line	407.771 { 83}	283.730 {119}	334.904 {101}	190.856 {477}	370.152 { 91}	292.402 {115}	206.200 {163}	339.198 { 99}
Units	ppm	ppm	ppm	ppm	ppm	ppm	ppm	ppm
Avg	**.07164**	**-.00333**	**.03083**	**-.00181**	**.01845**	**.00349**	**.00494**	**.00066**
Stddev	.00047	.00021	.00096	.00038	.00076	.00049	.00003	.00059
%RSD	.65964	6.2082	3.0984	21.195	4.1002	14.071	.52071	89.468
#1	.07131	-.00348	.03015	-.00153	.01898	.00383	.00495	.00108
#2	.07197	-.00318	.03150	-.00208	.01791	.00314	.00492	.00024
Check ?	Chk Pass	Chk Pass	Chk Pass	Chk Pass	Chk Pass	Chk Pass	Chk Pass	Chk Pass
High Limit								
Low Limit								

Int. Std.	Y_2243	Y_3600	Y_3774
Line	224.306 {450}	360.073 { 94}	377.433 { 89}
Units	Cts/S	Cts/S	Cts/S
Avg	**1559.2**	**33603.**	**5990.7**
Stddev	.9	59.	84.5
%RSD	.05506	.17500	1.4097
#1	1558.6	33561.	6050.5
#2	1559.8	33644.	5931.0

Sample Name: 280-83148-A-12-A Acquired: 5/21/2016 3:40:03 Type: Unk
Method: 6500_026(v10) Mode: CONC Corr. Factor: 1.000000
User: kellyca Custom ID1: Custom ID2: Custom ID3:
Comment: 326194 6010C dupont

Elem	Ag3280	Al1670	As1890	B_2089	Ba4554	Be3130	Bi2230	Ca3179	Cd2288
Line	328.068 {103}	167.079 {502}	189.042 {478}	208.959 {461}	455.403 { 74}	313.042 {108}	223.061 {451}	317.933 {106}	228.802 {447}
Units	ppm	ppm	ppm	ppm	ppm	ppm	ppm	ppm	ppm
Avg	**.00043**	**.00373**	**-.00832**	**.02117**	**.01195**	**-.00015**	**-.00618**	**7.9719**	**.00030**
Stddev	.00011	.00085	.00060	.00065	.00014	.00004	.00070	.0859	.00016
%RSD	25.060	22.906	7.1833	3.0775	1.1533	24.618	11.380	1.0772	55.540
#1	.00051	.00313	-.00874	.02071	.01186	-.00012	-.00568	7.9112	.00018
#2	.00036	.00433	-.00790	.02163	.01205	-.00018	-.00667	8.0326	.00041
Check ?	Chk Pass	Chk Pass	Chk Pass	Chk Pass	Chk Pass	Chk Pass	Chk Pass	Chk Pass	Chk Pass
High Limit									
Low Limit									

Elem	Co2286	Cr2055	Cu3247	Fe2599	K_7664	Li6707	Mg2790	Mn2576	Mo2020
Line	228.616 {447}	205.560 {464}	324.754 {104}	259.940 {130}	766.490 { 44}	670.784 { 50}	279.079 {121}2	257.610 {131}	202.030 {467}
Units	ppm	ppm	ppm	ppm	ppm	ppm	ppm	ppm	ppm
Avg	**-.00069**	**.00203**	**.00115**	**.01625**	**1.3199**	**.00159**	**1.6885**	**.00051**	**.00193**
Stddev	.00009	.00001	.00009	.00164	.0171	.00027	.0087	.00008	.00005
%RSD	12.389	.34533	7.9159	10.070	1.2964	16.859	.51510	15.782	2.3902
#1	-.00063	.00204	.00121	.01509	1.3078	.00140	1.6824	.00046	.00189
#2	-.00075	.00203	.00108	.01741	1.3320	.00178	1.6947	.00057	.00196
Check ?	Chk Pass	Chk Pass	Chk Pass	Chk Pass	Chk Pass	Chk Pass	Chk Pass	Chk Pass	Chk Pass
High Limit									
Low Limit									

Elem	Na5895	Na8183	Ni2316	P_1782	Pb2203	S_1820	Sb2068	Se1960	Si2881
Line	589.592 { 57}	818.326 { 41}	231.604 {446}	178.284 {489}	220.353 {453}	182.034 {485}	206.833 {463}	196.090 {472}	288.158 {117}
Units	ppm	ppm	ppm	ppm	ppm	ppm	ppm	ppm	ppm
Avg	F **10.071**	W **9.8711**	**.00067**	**.17865**	**-.00066**	**3.2388**	**.00136**	**-.00093**	**20.669**
Stddev	.066	.1419	.00054	.00071	.00266	.0101	.00037	.00975	.162
%RSD	.65133	1.4371	79.360	.39894	406.29	.31164	27.261	1042.8	.78582
#1	10.024	9.9714	.00105	.17815	.00123	3.2317	.00110	.00596	20.554
#2	10.117	9.7708	.00030	.17915	-.00254	3.2459	.00163	-.00783	20.784
Check ?	Chk Fail	Chk Warn	Chk Pass	Chk Pass	Chk Pass	Chk Pass	Chk Pass	Chk Pass	Chk Pass
High Limit	10.000	500.00							
Low Limit	-1.0000	10.000							

Elem	Sn1899	Sr4077	Th2837	Ti3349	Tl1908	U_3701	V_2924	Zn2062	Zr3391
Line	189.989 {477}	407.771 { 83}	283.730 {119}	334.904 {101}	190.856 {477}	370.152 { 91}	292.402 {115}	206.200 {163}	339.198 { 99}
Units	ppm	ppm	ppm	ppm	ppm	ppm	ppm	ppm	ppm
Avg	**.00060**	**.07957**	**-.00239**	**.00040**	**-.00174**	**.01829**	**.00166**	**.00285**	**.00011**
Stddev	.00062	.00047	.00004	.00007	.00015	.00480	.00033	.00068	.00069
%RSD	102.28	.59648	1.6648	17.934	8.5498	26.226	19.700	23.773	599.03
#1	.00104	.07924	-.00242	.00045	-.00185	.01490	.00143	.00333	.00060
#2	.00017	.07991	-.00237	.00035	-.00164	.02168	.00189	.00237	-.00037
Check ?	Chk Pass	Chk Pass	Chk Pass	Chk Pass	Chk Pass	Chk Pass	Chk Pass	Chk Pass	Chk Pass
High Limit									
Low Limit									

Int. Std.	Y_2243	Y_3600	Y_3774
Line	224.306 {450}	360.073 { 94}	377.433 { 89}
Units	Cts/S	Cts/S	Cts/S
Avg	**1551.2**	**33474.**	**5945.1**
Stddev	3.0	15.	52.2
%RSD	.19100	.04629	.87805
#1	1553.3	33485.	5982.0
#2	1549.2	33463.	5908.2

Sample Name: 280-83148-A-18-A Acquired: 5/21/2016 3:42:49 Type: Unk
Method: 6500_026(v10) Mode: CONC Corr. Factor: 1.000000
User: kellyca Custom ID1: Custom ID2: Custom ID3:
Comment: 326194 6010C dupont

Elem	Ag3280	Al1670	As1890	B_2089	Ba4554	Be3130	Bi2230	Ca3179	Cd2288
Line	328.068 {103}	167.079 {502}	189.042 {478}	208.959 {461}	455.403 { 74}	313.042 {108}	223.061 {451}	317.933 {106}	228.802 {447}
Units	ppm	ppm	ppm	ppm	ppm	ppm	ppm	ppm	ppm
Avg	**.00068**	**.02465**	**-.00317**	**.00360**	**.01597**	**-.00013**	**-.00384**	**4.1983**	**.00007**
Stddev	.00030	.00041	.00348	.00002	.00007	.00005	.00131	.0109	.00001
%RSD	43.261	1.6734	109.75	.54590	.44670	37.326	34.152	.26058	18.777
#1	.00089	.02494	-.00564	.00359	.01592	-.00010	-.00292	4.1906	.00006
#2	.00047	.02436	-.00071	.00361	.01602	-.00017	-.00477	4.2060	.00008
Check ?	Chk Pass	Chk Pass	Chk Pass	Chk Pass	Chk Pass	Chk Pass	Chk Pass	Chk Pass	Chk Pass
High Limit									
Low Limit									

Elem	Co2286	Cr2055	Cu3247	Fe2599	K_7664	Li6707	Mg2790	Mn2576	Mo2020
Line	228.616 {447}	205.560 {464}	324.754 {104}	259.940 {130}	766.490 { 44}	670.784 { 50}	279.079 {121}2	257.610 {131}	202.030 {467}
Units	ppm	ppm	ppm	ppm	ppm	ppm	ppm	ppm	ppm
Avg	**-.00065**	**.00003**	**.00012**	**.08699**	**.85671**	**.00020**	**1.8353**	**.01434**	**.00150**
Stddev	.00003	.00029	.00001	.00007	.00445	.00032	.0003	.00001	.00000
%RSD	4.9052	1055.1	8.9878	.07541	.51984	156.03	.01644	.03620	.28734
#1	-.00067	.00023	.00011	.08704	.85986	-.00002	1.8351	.01435	.00150
#2	-.00063	-.00018	.00013	.08695	.85356	.00043	1.8356	.01434	.00150
Check ?	Chk Pass	Chk Pass	Chk Pass	Chk Pass	Chk Pass	Chk Pass	Chk Pass	Chk Pass	Chk Pass
High Limit									
Low Limit									

Elem	Na5895	Ni2316	P_1782	Pb2203	S_1820	Sb2068	Se1960	Si2881	Sn1899
Line	589.592 { 57}	231.604 {446}	178.284 {489}	220.353 {453}	182.034 {485}	206.833 {463}	196.090 {472}	288.158 {117}	189.989 {477}
Units	ppm	ppm	ppm	ppm	ppm	ppm	ppm	ppm	ppm
Avg	**6.6216**	**.00207**	**.01942**	**-.00121**	**.20032**	**.00184**	**-.00018**	**15.125**	**.00048**
Stddev	.0339	.00052	.00276	.00151	.00359	.00165	.01201	.054	.00103
%RSD	.51207	25.218	14.223	125.32	1.7939	89.662	6566.6	.36000	215.63
#1	6.5976	.00244	.01746	-.00228	.19778	.00067	-.00868	15.086	-.00025
#2	6.6456	.00170	.02137	-.00014	.20286	.00300	.00831	15.163	.00121
Check ?	Chk Pass	Chk Pass	Chk Pass	Chk Pass	Chk Pass	Chk Pass	Chk Pass	Chk Pass	Chk Pass
High Limit									
Low Limit									

Elem	Sr4077	Th2837	Ti3349	Tl1908	U_3701	V_2924	Zn2062	Zr3391
Line	407.771 { 83}	283.730 {119}	334.904 {101}	190.856 {477}	370.152 { 91}	292.402 {115}	206.200 {163}	339.198 { 99}
Units	ppm	ppm	ppm	ppm	ppm	ppm	ppm	ppm
Avg	**.04221**	**-.00292**	**.00121**	**-.00304**	**.01099**	**.00114**	**.00280**	**.00062**
Stddev	.00032	.00092	.00013	.00116	.01011	.00003	.00143	.00048
%RSD	.75552	31.577	10.356	38.219	91.995	3.0543	50.962	77.709
#1	.04199	-.00227	.00130	-.00222	.01814	.00116	.00380	.00028
#2	.04244	-.00357	.00112	-.00386	.00384	.00111	.00179	.00096
Check ?	Chk Pass	Chk Pass	Chk Pass	Chk Pass	Chk Pass	Chk Pass	Chk Pass	Chk Pass
High Limit								
Low Limit								

Int. Std.	Y_2243	Y_3600	Y_3774
Line	224.306 {450}	360.073 { 94}	377.433 { 89}
Units	Cts/S	Cts/S	Cts/S
Avg	**1564.5**	**33892.**	**5888.8**
Stddev	2.4	156.	14.7
%RSD	.15274	.45921	.24888
#1	1566.2	33781.	5899.2
#2	1562.8	34002.	5878.5

Sample Name: 280-83148-A-20-A Acquired: 5/21/2016 3:45:35 Type: Unk
Method: 6500_026(v10) Mode: CONC Corr. Factor: 1.000000
User: kellyca Custom ID1: Custom ID2: Custom ID3:
Comment: 326194 6010C dupont

Elem	Ag3280	Al1670	As1890	B_2089	Ba4554	Be3130	Bi2230	Ca3179	Cd2288
Line	328.068 {103}	167.079 {502}	189.042 {478}	208.959 {461}	455.403 { 74}	313.042 {108}	223.061 {451}	317.933 {106}	228.802 {447}
Units	ppm	ppm	ppm	ppm	ppm	ppm	ppm	ppm	ppm
Avg	**.00082**	**.01695**	**-.00383**	**.00312**	**.02340**	**-.00014**	**-.00182**	**14.430**	**.00002**
Stddev	.00014	.00102	.00172	.00031	.00001	.00002	.00144	.075	.00008
%RSD	16.691	6.0035	44.870	9.9219	.04135	12.822	78.789	.51932	436.59
#1	.00091	.01624	-.00261	.00290	.02340	-.00012	-.00284	14.377	.00008
#2	.00072	.01767	-.00504	.00334	.02339	-.00015	-.00081	14.483	-.00004
Check ?	Chk Pass	Chk Pass	Chk Pass	Chk Pass	Chk Pass	Chk Pass	Chk Pass	Chk Pass	Chk Pass
High Limit									
Low Limit									

Elem	Co2286	Cr2055	Cu3247	Fe2599	K_7664	Li6707	Mg2790	Mn2576	Mo2020
Line	228.616 {447}	205.560 {464}	324.754 {104}	259.940 {130}	766.490 { 44}	670.784 { 50}	279.079 {121}2	257.610 {131}	202.030 {467}
Units	ppm	ppm	ppm	ppm	ppm	ppm	ppm	ppm	ppm
Avg	**-.00068**	**.00257**	**.00081**	**.03788**	**1.1854**	**-.00015**	**5.9715**	**.00557**	**.00075**
Stddev	.00007	.00019	.00050	.00127	.0043	.00001	.0266	.00002	.00092
%RSD	9.9359	7.3702	61.814	3.3499	.36637	6.2879	.44498	.33779	122.79
#1	-.00064	.00271	.00046	.03699	1.1885	-.00016	5.9527	.00559	.00141
#2	-.00073	.00244	.00117	.03878	1.1823	-.00014	5.9903	.00556	.00010
Check ?	Chk Pass	Chk Pass	Chk Pass	Chk Pass	Chk Pass	Chk Pass	Chk Pass	Chk Pass	Chk Pass
High Limit									
Low Limit									

Elem	Na8183	Ni2316	P_1782	Pb2203	S_1820	Sb2068	Se1960	Si2881	Sn1899
Line	818.326 { 41}	231.604 {446}	178.284 {489}	220.353 {453}	182.034 {485}	206.833 {463}	196.090 {472}	288.158 {117}	189.989 {477}
Units	ppm	ppm	ppm	ppm	ppm	ppm	ppm	ppm	ppm
Avg	**15.253**	**.00406**	**.02958**	**-.00203**	**.40710**	**.00050**	**-.00064**	**21.386**	**.00233**
Stddev	.314	.00066	.00394	.00206	.00756	.00396	.00072	.009	.00141
%RSD	2.0564	16.263	13.314	101.00	1.8582	795.29	112.57	.04160	60.471
#1	15.031	.00359	.03236	-.00349	.40175	-.00230	-.00114	21.380	.00134
#2	15.475	.00452	.02680	-.00058	.41245	.00330	-.00013	21.393	.00333
Check ?	Chk Pass	Chk Pass	Chk Pass	Chk Pass	Chk Pass	Chk Pass	Chk Pass	Chk Pass	Chk Pass
High Limit									
Low Limit									

Elem	Sr4077	Th2837	Ti3349	Tl1908	U_3701	V_2924	Zn2062	Zr3391
Line	407.771 { 83}	283.730 {119}	334.904 {101}	190.856 {477}	370.152 { 91}	292.402 {115}	206.200 {163}	339.198 { 99}
Units	ppm	ppm	ppm	ppm	ppm	ppm	ppm	ppm
Avg	**.14783**	**-.00359**	**.00037**	**-.00246**	**.01334**	**.00196**	**.01240**	**-.00042**
Stddev	.00071	.00252	.00004	.00041	.01288	.00011	.00000	.00056
%RSD	.48329	70.144	11.490	16.683	96.577	5.4300	.03039	132.06
#1	.14733	-.00181	.00034	-.00217	.00423	.00204	.01240	-.00082
#2	.14834	-.00537	.00040	-.00275	.02245	.00189	.01239	-.00003
Check ?	Chk Pass	Chk Pass	Chk Pass	Chk Pass	Chk Pass	Chk Pass	Chk Pass	Chk Pass
High Limit								
Low Limit								

Int. Std.	Y_2243	Y_3600	Y_3774
Line	224.306 {450}	360.073 { 94}	377.433 { 89}
Units	Cts/S	Cts/S	Cts/S
Avg	**1539.7**	**33237.**	**5914.5**
Stddev	2.4	70.	20.8
%RSD	.15392	.20913	.35117
#1	1541.4	33286.	5929.2
#2	1538.1	33188.	5899.9

Sample Name: ccvh-3900196 Acquired: 5/21/2016 3:48:21 Type: QC
Method: 6500_026(v10) Mode: CONC Corr. Factor: 1.000000
User: kellyca Custom ID1: Custom ID2: Custom ID3:
Comment:

Elem	Ag3280	Al3092	As1890	B_2089	Ba4554	Be3130	Bi2230	Ca3179	Cd2288	Co2286	Cr2055	Cu3247
Units	ppm	ppm	ppm	ppm	ppm	ppm	ppm	ppm	ppm	ppm	ppm	ppm
Avg	k **-.01362**	F **44.679**	k **-.00331**	**.00157**	**.00021**	**-.00048**	**1.0810**	**-.05272**	k **-.00083**	**.00299**	**-.00054**	k **.00949**
Stddev	.01314	.074	.00335	.00029	.00007	.00002	.0048	.00242	.00023	.00088	.00003	.00901
%RSD	96.489	.16498	101.06	18.343	35.048	4.4126	.44738	4.5993	28.002	29.245	6.3316	95.005
#1	-.00433	44.627	-.00095	.00137	.00026	-.00046	1.0844	-.05443	-.00100	.00361	-.00052	.00311
#2	k -.02291	44.731	k -.00568	.00178	.00016	-.00049	1.0775	-.05100	k -.00067	.00237	-.00056	k .01586
Check ?	None	Chk Fail	None	None	None	None	Chk Pass	None	None	None	None	None
Value		50.000										
Range		-10.000%										

Elem	Fe2714	K_7664	Li6707	Mg2790	Mn2576	Mo2020	Na8183	Ni2316	P_1782	Pb2203	S_1820	Sb2068
Units	ppm	ppm	ppm	ppm	ppm	ppm	ppm	ppm	ppm	ppm	ppm	ppm
Avg	F **44.949**	**.06032**	**-.00003**	**.14891**	k **-.00049**	**-.00215**	**247.82**	**-.00041**	**.00354**	k **.00259**	**5.1037**	k **.00465**
Stddev	.084	.00458	.00135	.00399	.00028	.00044	.56	.00136	.00197	.00128	.0112	.00103
%RSD	.18599	7.5929	4450.0	2.6827	57.210	20.405	.22606	328.91	55.495	49.245	.21949	22.111
#1	45.008	.06356	-.00099	.14608	-.00069	-.00184	247.42	.00055	.00493	.00169	5.1117	.00393
#2	44.890	.05708	.00093	.15173	k -.00029	-.00247	248.21	-.00138	.00215	k .00349	5.0958	k .00538
Check ?	Chk Fail	None	None	None	None	None	Chk Pass	None	None	None	Chk Pass	None
Value	50.000											
Range	-10.000%											

Elem	Se1960	Si2881	Sn1899	Sr4077	Th2837	Ti3349	Tl1908	U_3701	V_2924	Zn2062	Zr3391
Units	ppm	ppm	ppm	ppm	ppm	ppm	ppm	ppm	ppm	ppm	ppm
Avg	k **.00370**	**-.00360**	**.00353**	**.00026**	k **4.8291**	**.02667**	k **-.00505**	**9.9609**	k **-.00917**	**-.00258**	k **.14227**
Stddev	.01087	.01982	.00081	.00005	.0317	.00017	.00181	.0686	.01025	.00069	.23986
%RSD	293.60	550.26	22.924	18.109	.65681	.62679	35.774	.68910	111.77	26.613	168.59
#1	-.00398	.01041	.00296	.00023	4.8067	.02679	-.00377	9.9124	-.01641	-.00209	-.02734
#2	k .01138	-.01762	.00410	.00030	k 4.8515	.02656	k -.00633	10.009	k -.00192	-.00306	k .31188
Check ?	None	None	None	None	Chk Pass	None	None	Chk Pass	None	None	None
Value											
Range											

Int. Std.	Y_2243	Y_3600	Y_3774
Units	Cts/S	Cts/S	Cts/S
Avg	**1494.6**	**31799.**	**5864.3**
Stddev	1.6	95.	1.0
%RSD	.10817	.29892	.01686
#1	1493.4	31867.	5865.0
#2	1495.7	31732.	5863.6

Sample Name: ccv-3900195 Acquired: 5/21/2016 3:51:11 Type: QC
Method: 6500_026(v10) Mode: CONC Corr. Factor: 1.000000
User: kellyca Custom ID1: Custom ID2: Custom ID3:
Comment:

Elem	Ag3280	Al1670	As1890	B_2089	Ba4554	Be3130	Bi2230	Ca3179	Cd2288	Co2286	Cr2055	Cu3247
Units	ppm	ppm	ppm	ppm	ppm	ppm	ppm	ppm	ppm	ppm	ppm	ppm
Avg	**.47332**	**.51765**	**1.0264**	F **.55717**	**.49442**	**.50858**	**-.00661**	**4.9403**	**.54138**	**.53682**	**.52532**	**.48815**
Stddev	.00098	.00540	.0046	.00104	.00095	.00047	.00229	.0103	.00187	.00250	.00227	.00052
%RSD	.20723	1.0437	.44479	.18679	.19210	.09275	34.602	.20769	.34489	.46654	.43130	.10614
#1	.47401	.52147	1.0296	.55791	.49375	.50892	-.00823	4.9475	.54270	.53859	.52692	.48778
#2	.47263	.51383	1.0232	.55644	.49509	.50825	-.00500	4.9330	.54006	.53505	.52372	.48851
Check ?	Chk Pass	Chk Pass	Chk Pass	Chk Fail	Chk Pass	Chk Pass	None	Chk Pass	Chk Pass	Chk Pass	Chk Pass	Chk Pass
Value				.50000								
Range				10.000%								

Elem	Fe2599	K_7664	Li6707	Mg2790	Mn2576	Mo2020	Na5895	Ni2316	P_1782	Pb2203	S_1820	Sb2068
Units	ppm	ppm	ppm	ppm	ppm	ppm	ppm	ppm	ppm	ppm	ppm	ppm
Avg	**2.4721**	**50.880**	**1.0645**	**19.114**	**.49067**	**.54175**	**5.2365**	**.50886**	**1.0269**	**1.0660**	**.00868**	**1.0321**
Stddev	.0016	.096	.0022	.013	.00061	.00115	.0061	.00107	.0080	.0059	.00509	.0044
%RSD	.06541	.18778	.20660	.07021	.12362	.21141	.11642	.21034	.77441	.55111	58.594	.42619
#1	2.4732	50.813	1.0630	19.124	.49024	.54256	5.2322	.50962	1.0326	1.0701	.01228	1.0352
#2	2.4709	50.948	1.0661	19.105	.49110	.54094	5.2408	.50810	1.0213	1.0618	.00508	1.0290
Check ?	Chk Pass	Chk Pass	Chk Pass	Chk Pass	Chk Pass	Chk Pass	Chk Pass	Chk Pass	Chk Pass	Chk Pass	None	Chk Pass
Value												
Range												

Elem	Se1960	Si2881	Sn1899	Sr4077	Th2837	Ti3349	Tl1908	U_3701	V_2924	Zn2062	Zr3391
Units	ppm	ppm	ppm	ppm	ppm	ppm	ppm	ppm	ppm	ppm	ppm
Avg	**.99873**	**4.9986**	**.98935**	**.46092**	**.00161**	F **.44922**	**1.0242**	**.01614**	**.45598**	**.48358**	**.49512**
Stddev	.00723	.0207	.00004	.00195	.00006	.00258	.0037	.00930	.00094	.00268	.00190
%RSD	.72423	.41444	.00418	.42288	3.4698	.57453	.36338	57.593	.20627	.55355	.38461
#1	1.0038	5.0132	.98932	.45954	.00164	.45104	1.0269	.00957	.45664	.48169	.49377
#2	.99361	4.9839	.98938	.46229	.00157	.44739	1.0216	.02272	.45531	.48548	.49646
Check ?	Chk Pass	Chk Pass	Chk Pass	Chk Pass	None	Chk Fail	Chk Pass	None	Chk Pass	Chk Pass	Chk Pass
Value						.50000					
Range						-10.000%					

Int. Std.	Y_2243	Y_3600	Y_3774
Units	Cts/S	Cts/S	Cts/S
Avg	**1523.0**	**32802.**	**5878.5**
Stddev	1.2	70.	31.6
%RSD	.07553	.21363	.53754
#1	1522.2	32753.	5856.2
#2	1523.9	32852.	5900.9

Sample Name: ccb Acquired: 5/21/2016 3:53:50 Type: QC
Method: 6500_026(v10) Mode: CONC Corr. Factor: 1.000000
User: kellyca Custom ID1: Custom ID2: Custom ID3:
Comment:

Elem	Ag3280	Al1670	As1890	B_2089	Ba4554	Be3130	Bi2230	Ca3179	Cd2288	Co2286	Cr2055
Units	ppm	ppm	ppm	ppm	ppm	ppm	ppm	ppm	ppm	ppm	ppm
Avg	**.00059**	**.00030**	**-.00231**	W **.00207**	**-.00014**	**-.00013**	**-.00036**	**-.01028**	**.00013**	**-.00057**	**-.00017**
Stddev	.00005	.00127	.00585	.00006	.00009	.00015	.00112	.00248	.00007	.00000	.00013
%RSD	8.4702	417.56	253.42	2.7952	64.846	116.02	312.60	24.158	55.394	.49933	71.546
#1	.00063	-.00060	.00183	.00211	-.00007	-.00024	-.00115	-.01204	.00008	-.00057	-.00026
#2	.00055	.00121	-.00644	.00203	-.00020	-.00002	.00043	-.00853	.00018	-.00057	-.00009
Check ?	Chk Pass	Chk Pass	Chk Pass	Chk Warn	Chk Pass	Chk Pass	None	Chk Pass	Chk Pass	Chk Pass	Chk Pass
High Limit				.00156							
Low Limit				-.00156							

Elem	Cu3247	Fe2599	K_7664	Li6707	Mg2790	Mn2576	Mo2020	Na5895	Ni2316	P_1782	Pb2203
Units	ppm	ppm	ppm	ppm	ppm	ppm	ppm	ppm	ppm	ppm	ppm
Avg	W **-.00189**	**.00142**	**.07336**	**-.00026**	**.00172**	**.00005**	**.00043**	**.01858**	**-.00013**	**.00271**	**-.00106**
Stddev	.00007	.00195	.00738	.00010	.00275	.00004	.00008	.00066	.00024	.00149	.00253
%RSD	3.7741	137.30	10.055	37.940	160.07	67.361	19.126	3.5297	182.85	54.892	237.72
#1	-.00184	.00280	.06814	-.00019	-.00023	.00003	.00037	.01904	.00004	.00376	.00072
#2	-.00194	.00004	.07857	-.00033	.00366	.00008	.00049	.01811	-.00030	.00166	-.00285
Check ?	Chk Warn	Chk Pass	Chk Pass	Chk Pass	Chk Pass	Chk Pass	Chk Pass	Chk Pass	Chk Pass	Chk Pass	Chk Pass
High Limit	.00136										
Low Limit	-.00136										

Elem	S_1820	Sb2068	Se1960	Si2881	Sn1899	Sr4077	Th2837	Ti3349	Tl1908	U_3701	V_2924
Units	ppm	ppm	ppm	ppm	ppm	ppm	ppm	ppm	ppm	ppm	ppm
Avg	**.00449**	**.00231**	**.00303**	**-.00097**	**-.00030**	**.00009**	**-.00029**	**.00032**	**-.00023**	**.01071**	**.00062**
Stddev	.00632	.00183	.00050	.00390	.00029	.00008	.00162	.00044	.00284	.00972	.00008
%RSD	140.62	79.080	16.626	400.38	94.541	90.393	557.66	140.06	1219.6	90.772	12.153
#1	.00896	.00360	.00267	.00179	-.00050	.00014	.00086	.00063	-.00224	.00384	.00057
#2	.00003	.00102	.00338	-.00374	-.00010	.00003	-.00144	.00000	.00177	.01759	.00068
Check ?	None	Chk Pass	Chk Pass	Chk Pass	Chk Pass	Chk Pass	Chk Pass	Chk Pass	Chk Pass	Chk Pass	Chk Pass
High Limit											
Low Limit											

Elem	Zn2062	Zr3391
Units	ppm	ppm
Avg	**-.00021**	**-.00001**
Stddev	.00020	.00068
%RSD	95.956	8009.2
#1	-.00007	-.00049
#2	-.00036	.00048
Check ?	Chk Pass	Chk Pass
High Limit		
Low Limit		

Int. Std.	Y_2243	Y_3600	Y_3774
Units	Cts/S	Cts/S	Cts/S
Avg	**1549.8**	**33303.**	**5732.2**
Stddev	.7	38.	19.6
%RSD	.04745	.11538	.34136
#1	1549.3	33276.	5746.1
#2	1550.3	33330.	5718.4

Sample Name: ccvl-3903059 Acquired: 5/21/2016 3:56:39 Type: QC
Method: 6500_026(v10) Mode: CONC Corr. Factor: 1.000000
User: kellyca Custom ID1: Custom ID2: Custom ID3:
Comment:

Elem	Ag3280	Al1670	As1890	B_2089	Ba4554	Be3130	Bi2230	Ca3179	Cd2288	Co2286	Cr2055	Cu3247
Units	ppm	ppm	ppm	ppm	ppm	ppm	ppm	ppm	ppm	ppm	ppm	ppm
Avg	**.01020**	**.10650**	**.01134**	**.11157**	**.01010**	**.00089**	**.11491**	**.19192**	**.00573**	**.01099**	**.01060**	**.01293**
Stddev	.00051	.00086	.00426	.00011	.00024	.00010	.00059	.00199	.00030	.00028	.00004	.00005
%RSD	4.9969	.80993	37.540	.09952	2.3965	11.537	.51675	1.0378	5.2412	2.5550	.38457	.39077
#1	.00984	.10711	.00833	.11165	.01027	.00096	.11449	.19051	.00595	.01079	.01057	.01296
#2	.01056	.10589	.01435	.11149	.00993	.00081	.11533	.19332	.00552	.01119	.01063	.01289
Check ?	Chk Pass	Chk Pass	Chk Pass	Chk Pass	Chk Pass	Chk Pass	Chk Pass	Chk Pass	Chk Pass	Chk Pass	Chk Pass	Chk Pass
Value												
Range												

Elem	Fe2599	K_7664	Li6707	Mg2790	Mn2576	Mo2020	Na5895	Ni2316	P_1782	Pb2203	S_1820	Sb2068
Units	ppm	ppm	ppm	ppm	ppm	ppm	ppm	ppm	ppm	ppm	ppm	ppm
Avg	**.10827**	**3.1309**	**.01060**	**.20038**	**.01019**	**.02164**	**1.0540**	**.04213**	**3.0110**	**.01032**	**.00497**	**.02448**
Stddev	.00416	.0014	.00100	.00059	.00001	.00040	.0081	.00041	.0024	.00063	.00070	.00112
%RSD	3.8430	.04394	9.4738	.29355	.05545	1.8537	.76634	.96426	.08046	6.1191	14.038	4.5803
#1	.11121	3.1318	.00989	.19996	.01019	.02192	1.0597	.04184	3.0127	.01076	.00447	.02369
#2	.10533	3.1299	.01131	.20080	.01019	.02135	1.0483	.04241	3.0093	.00987	.00546	.02527
Check ?	Chk Pass	Chk Pass	Chk Pass	Chk Pass	Chk Pass	Chk Pass	Chk Pass	Chk Pass	Chk Pass	Chk Pass	None	Chk Pass
Value												
Range												

Elem	Se1960	Si2881	Sn1899	Sr4077	Th2837	Ti3349	Tl1908	U_3701	V_2924	Zn2062	Zr3391
Units	ppm	ppm	ppm	ppm	ppm	ppm	ppm	ppm	ppm	ppm	ppm
Avg	F **.02048**	**.49599**	**.10253**	**.00929**	**.01358**	**.00893**	**.01603**	**.07643**	**.00838**	**.02022**	**.01534**
Stddev	.00221	.00397	.00198	.00002	.00271	.00012	.00293	.01884	.00058	.00056	.00018
%RSD	10.815	.79964	1.9318	.21657	19.967	1.3534	18.258	24.647	6.9316	2.7792	1.1628
#1	.02204	.49319	.10113	.00928	.01166	.00885	.01396	.08974	.00879	.02062	.01547
#2	.01891	.49880	.10393	.00930	.01550	.00902	.01810	.06311	.00796	.01983	.01522
Check ?	Chk Fail	Chk Pass	Chk Pass	Chk Pass	Chk Pass	Chk Pass	Chk Pass	Chk Pass	Chk Pass	Chk Pass	Chk Pass
Value	.01500										
Range	30.000%										

Int. Std.	Y_2243	Y_3600	Y_3774
Units	Cts/S	Cts/S	Cts/S
Avg	**1553.1**	**33315.**	**5796.3**
Stddev	6.0	20.	.7
%RSD	.38467	.05855	.01226
#1	1548.9	33301.	5795.8
#2	1557.3	33329.	5796.8

Sample Name: 280-83148-A-22-A Acquired: 5/21/2016 3:59:27 Type: Unk
Method: 6500_026(v10) Mode: CONC Corr. Factor: 1.000000
User: kellyca Custom ID1: Custom ID2: Custom ID3:
Comment: 326194 6010C dupont

Elem	Ag3280	Al1670	As1890	B_2089	Ba4554	Be3130	Bi2230	Ca3179	Cd2288
Line	328.068 {103}	167.079 {502}	189.042 {478}	208.959 {461}	455.403 { 74}	313.042 {108}	223.061 {451}	317.933 {106}	228.802 {447}
Units	ppm	ppm	ppm	ppm	ppm	ppm	ppm	ppm	ppm
Avg	**.00045**	**.00074**	**-.00248**	**.02632**	**.00713**	**-.00015**	**-.00402**	**21.922**	**.00024**
Stddev	.00015	.00015	.00053	.00057	.00008	.00002	.00166	.138	.00021
%RSD	34.259	19.776	21.197	2.1783	1.0616	13.406	41.429	.62754	87.401
#1	.00034	.00085	-.00211	.02672	.00708	-.00014	-.00520	21.825	.00039
#2	.00056	.00064	-.00285	.02591	.00719	-.00017	-.00284	22.019	.00009
Check ?	Chk Pass	Chk Pass	Chk Pass	Chk Pass	Chk Pass	Chk Pass	Chk Pass	Chk Pass	Chk Pass
High Limit									
Low Limit									

Elem	Co2286	Cr2055	Cu3247	Fe2599	K_7664	Li6707	Mg2790	Mn2576	Mo2020
Line	228.616 {447}	205.560 {464}	324.754 {104}	259.940 {130}	766.490 { 44}	670.784 { 50}	279.079 {121}2	257.610 {131}	202.030 {467}
Units	ppm	ppm	ppm	ppm	ppm	ppm	ppm	ppm	ppm
Avg	**-.00078**	**.00008**	**-.00076**	**.00837**	**3.1646**	**.00655**	**7.9561**	**.00042**	**.00118**
Stddev	.00004	.00029	.00012	.00037	.0409	.00034	.0228	.00009	.00010
%RSD	5.4215	336.50	16.213	4.4216	1.2938	5.2651	.28649	22.321	8.6440
#1	-.00075	-.00012	-.00067	.00810	3.1356	.00630	7.9400	.00048	.00111
#2	-.00081	.00029	-.00085	.00863	3.1935	.00679	7.9723	.00035	.00125
Check ?	Chk Pass	Chk Pass	Chk Pass	Chk Pass	Chk Pass	Chk Pass	Chk Pass	Chk Pass	Chk Pass
High Limit									
Low Limit									

Elem	Na8183	Ni2316	P_1782	Pb2203	S_1820	Sb2068	Se1960	Si2881	Sn1899
Line	818.326 { 41}	231.604 {446}	178.284 {489}	220.353 {453}	182.034 {485}	206.833 {463}	196.090 {472}	288.158 {117}	189.989 {477}
Units	ppm	ppm	ppm	ppm	ppm	ppm	ppm	ppm	ppm
Avg	**13.274**	**.00124**	**.00147**	W **-.00347**	**1.9417**	**-.00083**	**-.00052**	**23.339**	**.00153**
Stddev	.149	.00047	.00363	.00134	.0131	.00048	.00751	.142	.00107
%RSD	1.1211	38.208	246.77	38.710	.67430	57.890	1442.4	.60666	69.653
#1	13.168	.00157	-.00110	-.00442	1.9324	-.00118	.00479	23.238	.00078
#2	13.379	.00090	.00404	-.00252	1.9510	-.00049	-.00583	23.439	.00229
Check ?	Chk Pass	Chk Pass	Chk Pass	Chk Warn	Chk Pass	Chk Pass	Chk Pass	Chk Pass	Chk Pass
High Limit				10.000					
Low Limit				-.00300					

Elem	Sr4077	Th2837	Ti3349	Tl1908	U_3701	V_2924	Zn2062	Zr3391
Line	407.771 { 83}	283.730 {119}	334.904 {101}	190.856 {477}	370.152 { 91}	292.402 {115}	206.200 {163}	339.198 { 99}
Units	ppm	ppm	ppm	ppm	ppm	ppm	ppm	ppm
Avg	**.30442**	**-.00470**	**.00002**	**-.00171**	**.03030**	**.00039**	**.01837**	**-.00081**
Stddev	.00190	.00085	.00000	.00025	.00340	.00062	.00074	.00062
%RSD	.62430	18.049	1.5226	14.331	11.234	160.79	4.0488	76.082
#1	.30308	-.00410	.00002	-.00189	.03271	-.00005	.01784	-.00125
#2	.30577	-.00530	.00002	-.00154	.02790	.00083	.01890	-.00038
Check ?	Chk Pass	Chk Pass	Chk Pass	Chk Pass	Chk Pass	Chk Pass	Chk Pass	Chk Pass
High Limit								
Low Limit								

Int. Std.	Y_2243	Y_3600	Y_3774
Line	224.306 {450}	360.073 { 94}	377.433 { 89}
Units	Cts/S	Cts/S	Cts/S
Avg	**1548.6**	**32823.**	**5781.9**
Stddev	2.4	22.	30.1
%RSD	.15465	.06810	.52038
#1	1550.3	32839.	5803.2
#2	1547.0	32807.	5760.7

Sample Name: 280-83148-A-24-A Acquired: 5/21/2016 4:02:13 Type: Unk
Method: 6500_026(v10) Mode: CONC Corr. Factor: 1.000000
User: kellyca Custom ID1: Custom ID2: Custom ID3:
Comment: 326194 6010C dupont

Elem	Ag3280	Al1670	As1890	B_2089	Ba4554	Be3130	Bi2230	Ca3179	Cd2288
Line	328.068 {103}	167.079 {502}	189.042 {478}	208.959 {461}	455.403 { 74}	313.042 {108}	223.061 {451}	317.933 {106}	228.802 {447}
Units	ppm	ppm	ppm	ppm	ppm	ppm	ppm	ppm	ppm
Avg	**.00033**	**.02430**	**.00284**	**.00365**	**.03592**	**-.00003**	**-.00315**	**1.1154**	**.00025**
Stddev	.00061	.00038	.00355	.00017	.00008	.00009	.00071	.0154	.00016
%RSD	187.12	1.5475	124.72	4.7721	.22393	351.22	22.652	1.3828	63.536
#1	-.00011	.02456	.00034	.00352	.03586	.00004	-.00264	1.1045	.00036
#2	.00076	.02403	.00535	.00377	.03598	-.00009	-.00365	1.1263	.00014
Check ?	Chk Pass	Chk Pass	Chk Pass	Chk Pass	Chk Pass	Chk Pass	Chk Pass	Chk Pass	Chk Pass
High Limit									
Low Limit									

Elem	Co2286	Cr2055	Cu3247	Fe2599	K_7664	Li6707	Mg2790	Mn2576	Mo2020
Line	228.616 {447}	205.560 {464}	324.754 {104}	259.940 {130}	766.490 { 44}	670.784 { 50}	279.079 {121}2	257.610 {131}	202.030 {467}
Units	ppm	ppm	ppm	ppm	ppm	ppm	ppm	ppm	ppm
Avg	**.00088**	**.00343**	**.00282**	**.01539**	**.66290**	**-.00022**	**1.8628**	**.00992**	**.00003**
Stddev	.00002	.00001	.00012	.00031	.01125	.00040	.0010	.00003	.00044
%RSD	2.5818	.32842	4.2171	2.0323	1.6967	184.51	.05621	.32795	1387.7
#1	.00090	.00344	.00274	.01516	.67085	-.00050	1.8636	.00990	.00034
#2	.00087	.00342	.00290	.01561	.65495	.00007	1.8621	.00995	-.00028
Check ?	Chk Pass	Chk Pass	Chk Pass	Chk Pass	Chk Pass	Chk Pass	Chk Pass	Chk Pass	Chk Pass
High Limit									
Low Limit									

Elem	Na5895	Ni2316	P_1782	Pb2203	S_1820	Sb2068	Se1960	Si2881	Sn1899
Line	589.592 { 57}	231.604 {446}	178.284 {489}	220.353 {453}	182.034 {485}	206.833 {463}	196.090 {472}	288.158 {117}	189.989 {477}
Units	ppm	ppm	ppm	ppm	ppm	ppm	ppm	ppm	ppm
Avg	**4.4830**	**.00236**	**.00249**	W **-.00302**	**.09580**	**-.00022**	**.00124**	**9.8242**	**.00062**
Stddev	.0071	.00106	.00493	.00169	.00352	.00165	.00877	.0335	.00037
%RSD	.15871	44.727	198.34	56.044	3.6723	762.16	708.23	.34121	60.567
#1	4.4780	.00311	-.00100	-.00422	.09829	.00095	.00744	9.8005	.00088
#2	4.4881	.00162	.00598	-.00182	.09331	-.00138	-.00497	9.8479	.00035
Check ?	Chk Pass	Chk Pass	Chk Pass	Chk Warn	Chk Pass	Chk Pass	Chk Pass	Chk Pass	Chk Pass
High Limit				10.000					
Low Limit				-.00300					

Elem	Sr4077	Th2837	Ti3349	Tl1908	U_3701	V_2924	Zn2062	Zr3391
Line	407.771 { 83}	283.730 {119}	334.904 {101}	190.856 {477}	370.152 { 91}	292.402 {115}	206.200 {163}	339.198 { 99}
Units	ppm	ppm	ppm	ppm	ppm	ppm	ppm	ppm
Avg	**.01840**	**-.00318**	**-.00001**	**-.00186**	**.00128**	**.00054**	**.01487**	**.00089**
Stddev	.00020	.00004	.00044	.00252	.02636	.00005	.00099	.00056
%RSD	1.1119	1.2260	4046.7	135.55	2060.2	8.4920	6.6597	62.257
#1	.01825	-.00315	.00030	-.00364	.01992	.00058	.01557	.00129
#2	.01854	-.00321	-.00032	-.00008	-.01736	.00051	.01417	.00050
Check ?	Chk Pass	Chk Pass	Chk Pass	Chk Pass	Chk Pass	Chk Pass	Chk Pass	Chk Pass
High Limit								
Low Limit								

Int. Std.	Y_2243	Y_3600	Y_3774
Line	224.306 {450}	360.073 { 94}	377.433 { 89}
Units	Cts/S	Cts/S	Cts/S
Avg	**1572.1**	**33527.**	**5906.3**
Stddev	4.4	24.	38.6
%RSD	.28019	.07166	.65293
#1	1575.3	33544.	5933.5
#2	1569.0	33510.	5879.0

Sample Name: 280-83148-A-24-ASD@5 Acquired: 5/21/2016 4:05:00 Type: Unk
Method: 6500_026(v10) Mode: CONC Corr. Factor: 1.000000
User: kellyca Custom ID1: Custom ID2: Custom ID3:
Comment: 326194 6010C dupont

Elem	Ag3280	Al1670	As1890	B_2089	Ba4554	Be3130	Bi2230	Ca3179	Cd2288
Line	328.068 {103}	167.079 {502}	189.042 {478}	208.959 {461}	455.403 { 74}	313.042 {108}	223.061 {451}	317.933 {106}	228.802 {447}
Units	ppm	ppm	ppm	ppm	ppm	ppm	ppm	ppm	ppm
Avg	**.00073**	**.00641**	**-.00174**	**.00077**	**.00758**	**-.00008**	**.00076**	**.23142**	**-.00017**
Stddev	.00032	.00181	.00069	.00001	.00008	.00006	.00066	.00059	.00001
%RSD	44.254	28.265	39.587	.79873	1.0574	80.527	87.315	.25631	4.5778
#1	.00050	.00770	-.00223	.00077	.00763	-.00012	.00123	.23100	-.00016
#2	.00096	.00513	-.00125	.00078	.00752	-.00003	.00029	.23184	-.00017
Check ?	Chk Pass	Chk Pass	Chk Pass	Chk Pass	Chk Pass	Chk Pass	Chk Pass	Chk Pass	Chk Pass
High Limit									
Low Limit									

Elem	Co2286	Cr2055	Cu3247	Fe2599	K_7664	Li6707	Mg2790	Mn2576	Mo2020
Line	228.616 {447}	205.560 {464}	324.754 {104}	259.940 {130}	766.490 { 44}	670.784 { 50}	279.079 {121}2	257.610 {131}	202.030 {467}
Units	ppm	ppm	ppm	ppm	ppm	ppm	ppm	ppm	ppm
Avg	**-.00010**	**.00042**	**-.00061**	**.02298**	**.17819**	**-.00097**	**.38569**	**.00219**	**.00005**
Stddev	.00028	.00024	.00014	.00178	.00747	.00065	.00155	.00001	.00001
%RSD	283.84	56.169	22.959	7.7265	4.1931	66.868	.40177	.60739	30.202
#1	.00010	.00059	-.00071	.02172	.18347	-.00051	.38459	.00220	.00004
#2	-.00030	.00025	-.00051	.02423	.17290	-.00143	.38679	.00218	.00005
Check ?	Chk Pass	Chk Pass	Chk Pass	Chk Pass	Chk Pass	Chk Pass	Chk Pass	Chk Pass	Chk Pass
High Limit									
Low Limit									

Elem	Na5895	Ni2316	P_1782	Pb2203	S_1820	Sb2068	Se1960	Si2881	Sn1899
Line	589.592 { 57}	231.604 {446}	178.284 {489}	220.353 {453}	182.034 {485}	206.833 {463}	196.090 {472}	288.158 {117}	189.989 {477}
Units	ppm	ppm	ppm	ppm	ppm	ppm	ppm	ppm	ppm
Avg	**.94438**	**.00066**	**.00191**	**-.00034**	**.02614**	**.00213**	**.00155**	**2.0217**	**.00036**
Stddev	.00423	.00048	.00104	.00084	.00359	.00208	.00490	.0182	.00089
%RSD	.44739	72.763	54.422	245.39	13.717	97.888	316.66	.90290	250.10
#1	.94736	.00032	.00265	.00025	.02868	.00065	.00501	2.0346	-.00027
#2	.94139	.00099	.00118	-.00094	.02361	.00360	-.00192	2.0088	.00099
Check ?	Chk Pass	Chk Pass	Chk Pass	Chk Pass	Chk Pass	Chk Pass	Chk Pass	Chk Pass	Chk Pass
High Limit									
Low Limit									

Elem	Sr4077	Th2837	Ti3349	Tl1908	U_3701	V_2924	Zn2062	Zr3391
Line	407.771 { 83}	283.730 {119}	334.904 {101}	190.856 {477}	370.152 { 91}	292.402 {115}	206.200 {163}	339.198 { 99}
Units	ppm	ppm	ppm	ppm	ppm	ppm	ppm	ppm
Avg	**.00389**	**-.00144**	**.00011**	**-.00098**	**.00337**	**-.00003**	**.00422**	**.00047**
Stddev	.00005	.00057	.00071	.00061	.01121	.00103	.00034	.00075
%RSD	1.1941	39.587	672.08	62.872	333.10	3596.4	8.1009	160.83
#1	.00393	-.00104	.00061	-.00054	-.00456	.00070	.00446	.00100
#2	.00386	-.00185	-.00040	-.00141	.01129	-.00076	.00398	-.00006
Check ?	Chk Pass	Chk Pass	Chk Pass	Chk Pass	Chk Pass	Chk Pass	Chk Pass	Chk Pass
High Limit								
Low Limit								

Int. Std.	Y_2243	Y_3600	Y_3774
Line	224.306 {450}	360.073 { 94}	377.433 { 89}
Units	Cts/S	Cts/S	Cts/S
Avg	**1565.4**	**33929.**	**5974.9**
Stddev	1.7	41.	1.7
%RSD	.10723	.12053	.02905
#1	1566.6	33958.	5973.7
#2	1564.2	33900.	5976.2

Sample Name: 280-83148-A-24-B MS Acquired: 5/21/2016 4:07:48 Type: Unk
Method: 6500_026(v10) Mode: CONC Corr. Factor: 1.000000
User: kellyca Custom ID1: Custom ID2: Custom ID3:
Comment: 326194 6010C dupont

Elem	Ag3280	Al1670	As1890	B_2089	Ba4554	Be3130	Bi2230	Ca3179	Cd2288
Line	328.068 {103}	167.079 {502}	189.042 {478}	208.959 {461}	455.403 { 74}	313.042 {108}	223.061 {451}	317.933 {106}	228.802 {447}
Units	ppm	ppm	ppm	ppm	ppm	ppm	ppm	ppm	ppm
Avg	**.04787**	**2.0155**	**1.0698**	**1.1319**	**2.0301**	**.05137**	**2.2663**	**50.896**	**.10664**
Stddev	.00032	.0088	.0062	.0015	.0054	.00026	.0054	.159	.00047
%RSD	.66545	.43459	.57811	.12903	.26804	.49947	.24010	.31323	.44215
#1	.04809	2.0217	1.0742	1.1330	2.0263	.05118	2.2701	50.784	.10697
#2	.04764	2.0093	1.0654	1.1309	2.0340	.05155	2.2624	51.009	.10631
Check ?	Chk Pass	Chk Pass	Chk Pass	Chk Pass	Chk Pass	Chk Pass	Chk Pass	Chk Pass	Chk Pass
High Limit									
Low Limit									

Elem	Co2286	Cr2055	Cu3247	Fe2599	K_7664	Li6707	Mg2790	Mn2576	Mo2020
Line	228.616 {447}	205.560 {464}	324.754 {104}	259.940 {130}	766.490 { 44}	670.784 { 50}	279.079 {121}2	257.610 {131}	202.030 {467}
Units	ppm	ppm	ppm	ppm	ppm	ppm	ppm	ppm	ppm
Avg	**.52210**	W **.21180**	**.25122**	**1.0012**	**52.922**	**1.0783**	**49.950**	**.49095**	**1.0906**
Stddev	.00056	.00037	.00088	.0006	.322	.0031	.053	.00068	.0020
%RSD	.10633	.17480	.35005	.05643	.60882	.28528	.10695	.13828	.18336
#1	.52170	.21154	.25185	1.0016	52.694	1.0761	49.912	.49143	1.0920
#2	.52249	.21206	.25060	1.0008	53.149	1.0805	49.988	.49047	1.0891
Check ?	Chk Pass	Chk Warn	Chk Pass	Chk Pass	Chk Pass	Chk Pass	Chk Pass	Chk Pass	Chk Pass
High Limit		.10000							
Low Limit		-.01000							

Elem	Na8183	Ni2316	P_1782	Pb2203	S_1820	Sb2068	Se1960	Si2881	Sn1899
Line	818.326 { 41}	231.604 {446}	178.284 {489}	220.353 {453}	182.034 {485}	206.833 {463}	196.090 {472}	288.158 {117}	189.989 {477}
Units	ppm	ppm	ppm	ppm	ppm	ppm	ppm	ppm	ppm
Avg	**55.990**	**.50163**	**10.620**	**.52324**	**2.2040**	**.53024**	**2.0795**	**20.248**	**1.9593**
Stddev	.236	.00003	.008	.00036	.0057	.00016	.0158	.013	.0047
%RSD	.42205	.00611	.07079	.06793	.25710	.02991	.76068	.06578	.23836
#1	55.823	.50165	10.615	.52349	2.2080	.53036	2.0907	20.257	1.9626
#2	56.157	.50160	10.625	.52298	2.2000	.53013	2.0683	20.238	1.9560
Check ?	Chk Pass	Chk Pass	Chk Pass	Chk Pass	Chk Pass	Chk Pass	Chk Pass	Chk Pass	Chk Pass
High Limit									
Low Limit									

Elem	Sr4077	Th2837	Ti3349	Tl1908	U_3701	V_2924	Zn2062	Zr3391
Line	407.771 { 83}	283.730 {119}	334.904 {101}	190.856 {477}	370.152 { 91}	292.402 {115}	206.200 {163}	339.198 { 99}
Units	ppm	ppm	ppm	ppm	ppm	ppm	ppm	ppm
Avg	**.94634**	**.96936**	**.90800**	**2.0015**	**2.0783**	**.45297**	**.49740**	**.49054**
Stddev	.00296	.00011	.00110	.0055	.0120	.00026	.00033	.00054
%RSD	.31278	.01169	.12151	.27409	.57803	.05679	.06725	.11059
#1	.94425	.96944	.90722	2.0054	2.0698	.45315	.49717	.49016
#2	.94844	.96928	.90878	1.9976	2.0868	.45279	.49764	.49093
Check ?	Chk Pass	Chk Pass	Chk Pass	Chk Pass	Chk Pass	Chk Pass	Chk Pass	Chk Pass
High Limit								
Low Limit								

Int. Std.	Y_2243	Y_3600	Y_3774
Line	224.306 {450}	360.073 { 94}	377.433 { 89}
Units	Cts/S	Cts/S	Cts/S
Avg	**1491.8**	**31879.**	**5808.5**
Stddev	1.7	17.	25.2
%RSD	.11287	.05181	.43449
#1	1493.0	31891.	5826.3
#2	1490.6	31867.	5790.6

Sample Name: 280-83148-A-24-C MSD Acquired: 5/21/2016 4:10:24 Type: Unk
Method: 6500_026(v10) Mode: CONC Corr. Factor: 1.000000
User: kellyca Custom ID1: Custom ID2: Custom ID3:
Comment: 326194 6010C dupont

Elem	Ag3280	Al1670	As1890	B_2089	Ba4554	Be3130	Bi2230	Ca3179	Cd2288
Line	328.068 {103}	167.079 {502}	189.042 {478}	208.959 {461}	455.403 { 74}	313.042 {108}	223.061 {451}	317.933 {106}	228.802 {447}
Units	ppm	ppm	ppm	ppm	ppm	ppm	ppm	ppm	ppm
Avg	**.04819**	**2.0345**	**1.0620**	**1.1363**	**2.0468**	**.05178**	**2.2666**	**51.060**	**.10818**
Stddev	.00052	.0012	.0058	.0036	.0003	.00019	.0060	.003	.00019
%RSD	1.0864	.05960	.54685	.31710	.01547	.36768	.26246	.00509	.17318
#1	.04856	2.0337	1.0661	1.1388	2.0470	.05165	2.2708	51.062	.10831
#2	.04782	2.0354	1.0579	1.1337	2.0465	.05192	2.2624	51.058	.10805
Check ?	Chk Pass	Chk Pass	Chk Pass	Chk Pass	Chk Pass	Chk Pass	Chk Pass	Chk Pass	Chk Pass
High Limit									
Low Limit									

Elem	Co2286	Cr2055	Cu3247	Fe2599	K_7664	Li6707	Mg2790	Mn2576	Mo2020
Line	228.616 {447}	205.560 {464}	324.754 {104}	259.940 {130}	766.490 { 44}	670.784 { 50}	279.079 {121}2	257.610 {131}	202.030 {467}
Units	ppm	ppm	ppm	ppm	ppm	ppm	ppm	ppm	ppm
Avg	**.52835**	W **.21297**	**.25312**	**1.0053**	**53.360**	**1.0853**	**50.413**	**.49517**	**1.1003**
Stddev	.00012	.00051	.00071	.0034	.032	.0010	.000	.00101	.0033
%RSD	.02288	.23859	.28089	.33516	.06067	.08951	.00025	.20411	.30051
#1	.52844	.21261	.25362	1.0077	53.382	1.0846	50.413	.49445	1.1026
#2	.52827	.21333	.25261	1.0029	53.337	1.0860	50.413	.49588	1.0979
Check ?	Chk Pass	Chk Warn	Chk Pass	Chk Pass	Chk Pass	Chk Pass	Chk Pass	Chk Pass	Chk Pass
High Limit		.10000							
Low Limit		-.01000							

Elem	Na8183	Ni2316	P_1782	Pb2203	S_1820	Sb2068	Se1960	Si2881	Sn1899
Line	818.326 { 41}	231.604 {446}	178.284 {489}	220.353 {453}	182.034 {485}	206.833 {463}	196.090 {472}	288.158 {117}	189.989 {477}
Units	ppm	ppm	ppm	ppm	ppm	ppm	ppm	ppm	ppm
Avg	**56.257**	**.50679**	**10.667**	**.52713**	**2.2019**	**.53209**	**2.0922**	**20.360**	**1.9701**
Stddev	.021	.00206	.042	.00153	.0160	.00030	.0052	.032	.0015
%RSD	.03794	.40737	.39766	.28944	.72772	.05646	.25055	.15484	.07823
#1	56.241	.50825	10.697	.52820	2.2132	.53230	2.0959	20.382	1.9712
#2	56.272	.50533	10.637	.52605	2.1906	.53188	2.0885	20.338	1.9690
Check ?	Chk Pass	Chk Pass	Chk Pass	Chk Pass	Chk Pass	Chk Pass	Chk Pass	Chk Pass	Chk Pass
High Limit									
Low Limit									

Elem	Sr4077	Th2837	Ti3349	Tl1908	U_3701	V_2924	Zn2062	Zr3391
Line	407.771 { 83}	283.730 {119}	334.904 {101}	190.856 {477}	370.152 { 91}	292.402 {115}	206.200 {163}	339.198 { 99}
Units	ppm	ppm	ppm	ppm	ppm	ppm	ppm	ppm
Avg	**.95378**	**.97535**	**.91585**	**2.0119**	**2.1050**	**.45872**	**.50443**	**.49460**
Stddev	.00183	.00033	.00012	.0084	.0200	.00148	.00087	.00147
%RSD	.19135	.03420	.01362	.41856	.95108	.32181	.17190	.29737
#1	.95507	.97511	.91577	2.0179	2.1192	.45976	.50504	.49356
#2	.95249	.97559	.91594	2.0060	2.0909	.45768	.50382	.49564
Check ?	Chk Pass	Chk Pass	Chk Pass	Chk Pass	Chk Pass	Chk Pass	Chk Pass	Chk Pass
High Limit								
Low Limit								

Int. Std.	Y_2243	Y_3600	Y_3774
Line	224.306 {450}	360.073 { 94}	377.433 { 89}
Units	Cts/S	Cts/S	Cts/S
Avg	**1491.9**	**31691.**	**5834.9**
Stddev	3.3	23.	5.2
%RSD	.22195	.07118	.08841
#1	1489.5	31707.	5838.5
#2	1494.2	31675.	5831.2

Sample Name: 280-83148-A-24-A PDS Acquired: 5/21/2016 4:13:00 Type: Unk
Method: 6500_026(v10) Mode: CONC Corr. Factor: 1.000000
User: kellyca Custom ID1: Custom ID2: Custom ID3:
Comment: 326194 6010C dupont

Elem	Ag3280	Al1670	As1890	B_2089	Ba4554	Be3130	Bi2230	Ca3179	Cd2288
Line	328.068 {103}	167.079 {502}	189.042 {478}	208.959 {461}	455.403 { 74}	313.042 {108}	223.061 {451}	317.933 {106}	228.802 {447}
Units	ppm	ppm	ppm	ppm	ppm	ppm	ppm	ppm	ppm
Avg	**.00601**	**1.0538**	**.20558**	**.11954**	**.13592**	**.05120**	**-.00596**	**20.908**	**.05424**
Stddev	.00026	.0029	.00231	.00080	.00104	.00028	.00150	.107	.00029
%RSD	4.3017	.27291	1.1241	.67135	.76230	.54450	25.171	.51086	.52626
#1	.00583	1.0559	.20395	.12010	.13519	.05100	-.00490	20.833	.05444
#2	.00620	1.0518	.20722	.11897	.13666	.05140	-.00702	20.984	.05404
Check ?	Chk Pass	Chk Pass	Chk Pass	Chk Pass	Chk Pass	Chk Pass	Chk Pass	Chk Pass	Chk Pass
High Limit									
Low Limit									

Elem	Co2286	Cr2055	Cu3247	Fe2599	K_7664	Li6707	Mg2790	Mn2576	Mo2020
Line	228.616 {447}	205.560 {464}	324.754 {104}	259.940 {130}	766.490 { 44}	670.784 { 50}	279.079 {121}2	257.610 {131}	202.030 {467}
Units	ppm	ppm	ppm	ppm	ppm	ppm	ppm	ppm	ppm
Avg	**.05400**	**.05493**	**.05340**	**1.0089**	**21.405**	**.10775**	**21.429**	**.05897**	**.05510**
Stddev	.00015	.00006	.00001	.0032	.195	.00017	.018	.00001	.00036
%RSD	.28373	.11182	.01904	.32038	.90947	.15368	.08349	.00968	.64455
#1	.05411	.05489	.05341	1.0067	21.268	.10763	21.416	.05898	.05485
#2	.05389	.05498	.05339	1.0112	21.543	.10787	21.442	.05897	.05535
Check ?	Chk Pass	Chk Pass	Chk Pass	Chk Pass	Chk Pass	Chk Pass	Chk Pass	Chk Pass	Chk Pass
High Limit									
Low Limit									

Elem	Na8183	Ni2316	P_1782	Pb2203	S_1820	Sb2068	Se1960	Si2881	Sn1899
Line	818.326 { 41}	231.604 {446}	178.284 {489}	220.353 {453}	182.034 {485}	206.833 {463}	196.090 {472}	288.158 {117}	189.989 {477}
Units	ppm	ppm	ppm	ppm	ppm	ppm	ppm	ppm	ppm
Avg	**24.846**	**.05306**	**2.1057**	**.10646**	**.09613**	**.10404**	**.20539**	**14.616**	**.10077**
Stddev	.305	.00009	.0175	.00229	.00089	.00169	.00446	.059	.00068
%RSD	1.2269	.16918	.83262	2.1525	.92255	1.6204	2.1713	.40082	.67611
#1	24.631	.05300	2.1181	.10484	.09676	.10523	.20223	14.575	.10125
#2	25.062	.05313	2.0933	.10808	.09551	.10284	.20854	14.657	.10029
Check ?	Chk Pass	Chk Pass	Chk Pass	Chk Pass	Chk Pass	Chk Pass	Chk Pass	Chk Pass	Chk Pass
High Limit									
Low Limit									

Elem	Sr4077	Th2837	Ti3349	Tl1908	U_3701	V_2924	Zn2062	Zr3391
Line	407.771 { 83}	283.730 {119}	334.904 {101}	190.856 {477}	370.152 { 91}	292.402 {115}	206.200 {163}	339.198 { 99}
Units	ppm	ppm	ppm	ppm	ppm	ppm	ppm	ppm
Avg	**.06504**	**.19164**	**.04729**	**.21217**	**.53723**	**.04616**	**.21576**	**.04865**
Stddev	.00032	.00057	.00009	.00132	.00674	.00129	.00320	.00331
%RSD	.48895	.29662	.18559	.61992	1.2540	2.8005	1.4837	6.8111
#1	.06481	.19124	.04723	.21310	.53247	.04525	.21802	.04631
#2	.06526	.19204	.04735	.21124	.54200	.04708	.21349	.05100
Check ?	Chk Pass	Chk Pass	Chk Pass	Chk Pass	Chk Pass	Chk Pass	Chk Pass	Chk Pass
High Limit								
Low Limit								

Int. Std.	Y_2243	Y_3600	Y_3774
Line	224.306 {450}	360.073 { 94}	377.433 { 89}
Units	Cts/S	Cts/S	Cts/S
Avg	**1543.9**	**32691.**	**5910.2**
Stddev	2.3	18.	18.1
%RSD	.15181	.05440	.30692
#1	1545.6	32678.	5923.0
#2	1542.3	32703.	5897.4

Sample Name: ccvh-3900196 Acquired: 5/21/2016 4:15:45 Type: QC
Method: 6500_026(v10) Mode: CONC Corr. Factor: 1.000000
User: kellyca Custom ID1: Custom ID2: Custom ID3:
Comment:

Elem	Ag3280	Al3092	As1890	B_2089	Ba4554	Be3130	Bi2230	Ca3179	Cd2288	Co2286	Cr2055	Cu3247	Fe2714
Units	ppm	ppm	ppm	ppm	ppm	ppm	ppm	ppm	ppm	ppm	ppm	ppm	ppm
Avg	**-.00354**	**45.103**	**-.00463**	**.00414**	**.00024**	**-.00039**	**1.0682**	**-.05413**	**-.00079**	**.00310**	**-.00010**	**.00423**	**45.528**
Stddev	.00031	.085	.00221	.00088	.00014	.00002	.0017	.00308	.00005	.00031	.00018	.00018	.359
%RSD	8.7798	.18878	47.790	21.198	57.340	3.9726	.16319	5.6888	6.8048	10.161	187.96	4.2357	.78915
#1	-.00332	45.043	-.00307	.00476	.00014	-.00038	1.0694	-.05195	-.00083	.00288	-.00022	.00436	45.274
#2	-.00376	45.164	-.00620	.00352	.00033	-.00040	1.0669	-.05631	-.00075	.00332	.00003	.00410	45.782
Check ?	None	Chk Pass	None	None	None	None	Chk Pass	None	None	None	None	None	Chk Pass
Value													
Range													

Elem	K_7664	Li6707	Mg2790	Mn2576	Mo2020	Na8183	Ni2316	P_1782	Pb2203	S_1820	Sb2068	Se1960	Si2881
Units	ppm	ppm	ppm	ppm	ppm	ppm	ppm	ppm	ppm	ppm	ppm	ppm	ppm
Avg	**.06674**	**.00035**	**.15426**	**-.00068**	**-.00230**	**249.29**	**-.00075**	**.00063**	**.00016**	**5.0647**	**-.00152**	**.00681**	**-.00113**
Stddev	.02332	.00006	.00005	.00001	.00081	1.21	.00014	.00069	.00040	.0060	.00075	.00128	.00162
%RSD	34.935	18.418	.03543	.88845	34.994	.48665	18.752	109.41	249.31	.11880	49.257	18.725	143.41
#1	.08323	.00030	.15430	-.00068	-.00287	248.43	-.00065	.00111	.00045	5.0605	-.00205	.00772	.00002
#2	.05026	.00039	.15422	-.00068	-.00173	250.15	-.00085	.00014	-.00012	5.0690	-.00099	.00591	-.00227
Check ?	None	None	None	None	None	Chk Pass	None	None	None	Chk Pass	None	None	None
Value													
Range													

Elem	Sn1899	Sr4077	Th2837	Ti3349	Tl1908	U_3701	V_2924	Zn2062	Zr3391
Units	ppm	ppm	ppm	ppm	ppm	ppm	ppm	ppm	ppm
Avg	**.00119**	**.00024**	**4.8239**	**.02698**	**-.00508**	**9.9693**	**-.01703**	**-.00284**	**-.02205**
Stddev	.00083	.00004	.0063	.00034	.00112	.0534	.00004	.00076	.00082
%RSD	70.169	17.334	.13036	1.2758	22.084	.53611	.21372	26.578	3.7393
#1	.00060	.00021	4.8284	.02673	-.00428	10.007	-.01700	-.00231	-.02264
#2	.00177	.00027	4.8195	.02722	-.00587	9.9315	-.01705	-.00338	-.02147
Check ?	None	None	Chk Pass	None	None	Chk Pass	None	None	None
Value									
Range									

Int. Std.	Y_2243	Y_3600	Y_3774
Units	Cts/S	Cts/S	Cts/S
Avg	**1502.6**	**31553.**	**5798.9**
Stddev	.2	90.	20.1
%RSD	.01455	.28544	.34746
#1	1502.5	31617.	5813.2
#2	1502.8	31490.	5784.7

Sample Name: ccv-3900195 Acquired: 5/21/2016 4:18:36 Type: QC
Method: 6500_026(v10) Mode: CONC Corr. Factor: 1.000000
User: kellyca Custom ID1: Custom ID2: Custom ID3:
Comment:

Elem	Ag3280	Al1670	As1890	B_2089	Ba4554	Be3130	Bi2230	Ca3179	Cd2288	Co2286	Cr2055	Cu3247
Units	ppm	ppm	ppm	ppm	ppm	ppm	ppm	ppm	ppm	ppm	ppm	ppm
Avg	**.48276**	**.52265**	**1.0231**	F **.55103**	**.49721**	**.51098**	**-.00280**	**4.9953**	**.53802**	**.53449**	**.52417**	**.49122**
Stddev	.00308	.00070	.0030	.00047	.00302	.00188	.00085	.0012	.00066	.00216	.00136	.00147
%RSD	.63828	.13358	.29424	.08477	.60645	.36751	30.277	.02482	.12291	.40340	.25980	.29884
#1	.48494	.52216	1.0252	.55136	.49508	.50965	-.00339	4.9944	.53848	.53297	.52514	.49226
#2	.48058	.52315	1.0210	.55069	.49934	.51230	-.00220	4.9962	.53755	.53602	.52321	.49018
Check ?	Chk Pass	Chk Pass	Chk Pass	Chk Fail	Chk Pass	Chk Pass	None	Chk Pass	Chk Pass	Chk Pass	Chk Pass	Chk Pass
Value				.50000								
Range				10.000%								

Elem	Fe2599	K_7664	Li6707	Mg2790	Mn2576	Mo2020	Na5895	Ni2316	P_1782	Pb2203	S_1820	Sb2068
Units	ppm	ppm	ppm	ppm	ppm	ppm	ppm	ppm	ppm	ppm	ppm	ppm
Avg	**2.4803**	**51.421**	**1.0670**	**19.541**	**.49765**	**.53587**	**5.2486**	**.51152**	**1.0351**	**1.0628**	**.00407**	**1.0330**
Stddev	.0079	.335	.0062	.059	.00031	.00017	.0286	.00040	.0089	.0028	.00133	.0022
%RSD	.31780	.65162	.58008	.30290	.06155	.03094	.54571	.07833	.86066	.26392	32.581	.20766
#1	2.4747	51.184	1.0626	19.582	.49787	.53575	5.2283	.51180	1.0288	1.0647	.00501	1.0345
#2	2.4859	51.658	1.0714	19.499	.49744	.53598	5.2688	.51123	1.0414	1.0608	.00313	1.0315
Check ?	Chk Pass	Chk Pass	Chk Pass	Chk Pass	Chk Pass	Chk Pass	Chk Pass	Chk Pass	Chk Pass	Chk Pass	None	Chk Pass
Value												
Range												

Elem	Se1960	Si2881	Sn1899	Sr4077	Th2837	Ti3349	Tl1908	U_3701	V_2924	Zn2062	Zr3391
Units	ppm	ppm	ppm	ppm	ppm	ppm	ppm	ppm	ppm	ppm	ppm
Avg	**1.0091**	**4.9905**	**.99694**	**.46964**	**.00185**	**.45866**	**1.0281**	**.01456**	**.46688**	**.49852**	**.49866**
Stddev	.0037	.0029	.00310	.00254	.00016	.00132	.0006	.01527	.00130	.00203	.00291
%RSD	.37085	.05792	.31093	.54000	8.6246	.28779	.05519	104.85	.27944	.40657	.58264
#1	1.0117	4.9885	.99475	.46785	.00173	.45959	1.0285	.02536	.46780	.49996	.49660
#2	1.0064	4.9925	.99914	.47143	.00196	.45773	1.0277	.00377	.46595	.49709	.50071
Check ?	Chk Pass	Chk Pass	Chk Pass	Chk Pass	None	Chk Pass	Chk Pass	None	Chk Pass	Chk Pass	Chk Pass
Value											
Range											

Int. Std.	Y_2243	Y_3600	Y_3774
Units	Cts/S	Cts/S	Cts/S
Avg	**1532.4**	**32193.**	**5797.9**
Stddev	.6	108.	1.3
%RSD	.03986	.33583	.02308
#1	1532.8	32117.	5798.8
#2	1532.0	32270.	5796.9

Sample Name: ccb Acquired: 5/21/2016 4:21:14 Type: QC
Method: 6500_026(v10) Mode: CONC Corr. Factor: 1.000000
User: kellyca Custom ID1: Custom ID2: Custom ID3:
Comment:

Elem	Ag3280	Al1670	As1890	B_2089	Ba4554	Be3130	Bi2230	Ca3179	Cd2288	Co2286	Cr2055
Units	ppm	ppm	ppm	ppm	ppm	ppm	ppm	ppm	ppm	ppm	ppm
Avg	**.00049**	**-.00108**	**-.00101**	W **.00207**	**-.00004**	**-.00006**	**-.00170**	**-.00968**	**-.00008**	**-.00025**	**-.00032**
Stddev	.00026	.00120	.00307	.00026	.00002	.00002	.00102	.00452	.00021	.00011	.00011
%RSD	52.438	111.04	305.01	12.788	54.054	38.650	60.247	46.622	284.01	44.714	33.669
#1	.00067	-.00193	-.00318	.00188	-.00002	-.00008	-.00242	-.01288	.00008	-.00033	-.00039
#2	.00031	-.00023	.00116	.00226	-.00005	-.00005	-.00097	-.00649	-.00023	-.00017	-.00024
Check ?	Chk Pass	Chk Pass	Chk Pass	Chk Warn	Chk Pass	Chk Pass	None	Chk Pass	Chk Pass	Chk Pass	Chk Pass
High Limit				.00156							
Low Limit				-.00156							

Elem	Cu3247	Fe2599	K_7664	Li6707	Mg2790	Mn2576	Mo2020	Na5895	Ni2316	P_1782	Pb2203
Units	ppm	ppm	ppm	ppm	ppm	ppm	ppm	ppm	ppm	ppm	ppm
Avg	W **-.00163**	**.00052**	**.07931**	**-.00092**	**.00384**	**.00003**	**.00089**	**.01473**	**-.00040**	**-.00072**	**-.00071**
Stddev	.00028	.00047	.00007	.00006	.00052	.00009	.00001	.00280	.00002	.00534	.00021
%RSD	17.300	90.726	.09084	6.3721	13.467	325.57	1.4557	18.992	4.3032	739.95	29.455
#1	-.00183	.00085	.07925	-.00088	.00348	-.00004	.00088	.01275	-.00041	-.00450	-.00056
#2	-.00143	.00019	.07936	-.00096	.00421	.00009	.00090	.01671	-.00038	.00306	-.00086
Check ?	Chk Warn	Chk Pass	Chk Pass	Chk Pass	Chk Pass	Chk Pass	Chk Pass	Chk Pass	Chk Pass	Chk Pass	Chk Pass
High Limit	.00136										
Low Limit	-.00136										

Elem	S_1820	Sb2068	Se1960	Si2881	Sn1899	Sr4077	Th2837	Ti3349	Tl1908	U_3701	V_2924
Units	ppm	ppm	ppm	ppm	ppm	ppm	ppm	ppm	ppm	ppm	ppm
Avg	**.00594**	**.00210**	**-.00016**	**-.00639**	**.00207**	**.00001**	**-.00219**	**.00001**	**-.00088**	**.01117**	**.00026**
Stddev	.00436	.00110	.00315	.00445	.00118	.00003	.00208	.00041	.00204	.03537	.00079
%RSD	73.367	52.531	2021.1	69.570	56.910	395.62	95.218	2903.0	232.48	316.79	304.44
#1	.00286	.00288	.00207	-.00954	.00291	-.00001	-.00366	.00030	-.00232	.03618	.00082
#2	.00903	.00132	-.00238	-.00325	.00124	.00003	-.00071	-.00027	.00057	-.01385	-.00030
Check ?	None	Chk Pass	Chk Pass	Chk Pass	Chk Pass	Chk Pass	Chk Pass	Chk Pass	Chk Pass	Chk Pass	Chk Pass
High Limit											
Low Limit											

Elem	Zn2062	Zr3391
Units	ppm	ppm
Avg	**-.00131**	**-.00064**
Stddev	.00062	.00028
%RSD	47.621	43.698
#1	-.00087	-.00084
#2	-.00175	-.00045
Check ?	Chk Pass	Chk Pass
High Limit		
Low Limit		

Int. Std.	Y_2243	Y_3600	Y_3774
Units	Cts/S	Cts/S	Cts/S
Avg	**1564.3**	**33313.**	**5808.7**
Stddev	.6	96.	15.2
%RSD	.03971	.28866	.26177
#1	1564.8	33245.	5797.9
#2	1563.9	33381.	5819.4

Sample Name: ccvl-3903059 Acquired: 5/21/2016 4:24:03 Type: QC
Method: 6500_026(v10) Mode: CONC Corr. Factor: 1.000000
User: kellyca Custom ID1: Custom ID2: Custom ID3:
Comment:

Elem	Ag3280	Al1670	As1890	B_2089	Ba4554	Be3130	Bi2230	Ca3179	Cd2288	Co2286	Cr2055	Cu3247
Units	ppm	ppm	ppm	ppm	ppm	ppm	ppm	ppm	ppm	ppm	ppm	ppm
Avg	**.01027**	**.10696**	**.01507**	**.11251**	**.00997**	**.00089**	**.11544**	**.19767**	**.00540**	**.01028**	**.01029**	**.01394**
Stddev	.00034	.00032	.00108	.00098	.00000	.00006	.00004	.00245	.00005	.00009	.00046	.00001
%RSD	3.3598	.30274	7.1394	.86987	.00241	7.2205	.03358	1.2388	1.0185	.90928	4.4736	.06247
#1	.01002	.10718	.01583	.11320	.00997	.00094	.11541	.19940	.00543	.01035	.00996	.01395
#2	.01051	.10673	.01431	.11182	.00997	.00085	.11547	.19594	.00536	.01022	.01061	.01394
Check ?	Chk Pass	Chk Pass	Chk Pass	Chk Pass	Chk Pass	Chk Pass	Chk Pass	Chk Pass	Chk Pass	Chk Pass	Chk Pass	Chk Pass
Value												
Range												

Elem	Fe2599	K_7664	Li6707	Mg2790	Mn2576	Mo2020	Na5895	Ni2316	P_1782	Pb2203	S_1820	Sb2068
Units	ppm	ppm	ppm	ppm	ppm	ppm	ppm	ppm	ppm	ppm	ppm	ppm
Avg	**.11369**	**3.1602**	**.00998**	**.20753**	**.01024**	**.02135**	**1.0544**	**.04210**	**3.0334**	**.01088**	**.00191**	**.02505**
Stddev	.00091	.0260	.00078	.00322	.00004	.00052	.0089	.00033	.0122	.00025	.00125	.00090
%RSD	.80455	.82406	7.7813	1.5502	.35167	2.4544	.84378	.78748	.40154	2.2521	65.636	3.6124
#1	.11304	3.1787	.00943	.20981	.01026	.02172	1.0481	.04234	3.0248	.01071	.00280	.02441
#2	.11434	3.1418	.01053	.20526	.01021	.02098	1.0607	.04187	3.0420	.01105	.00102	.02569
Check ?	Chk Pass	Chk Pass	Chk Pass	Chk Pass	Chk Pass	Chk Pass	Chk Pass	Chk Pass	Chk Pass	Chk Pass	None	Chk Pass
Value												
Range												

Elem	Se1960	Si2881	Sn1899	Sr4077	Th2837	Ti3349	Tl1908	U_3701	V_2924	Zn2062	Zr3391
Units	ppm	ppm	ppm	ppm	ppm	ppm	ppm	ppm	ppm	ppm	ppm
Avg	**.01436**	**.49443**	**.10312**	**.00944**	**.01352**	**.00925**	**.01558**	F **.08742**	**.00934**	**.02072**	**.01522**
Stddev	.00022	.01720	.00148	.00002	.00335	.00038	.00061	.01569	.00000	.00058	.00077
%RSD	1.5528	3.4778	1.4338	.16332	24.764	4.1043	3.9097	17.947	.04414	2.8173	5.0464
#1	.01451	.50659	.10207	.00943	.01589	.00952	.01601	.07632	.00933	.02031	.01576
#2	.01420	.48227	.10417	.00945	.01115	.00899	.01515	.09851	.00934	.02113	.01468
Check ?	Chk Pass	Chk Pass	Chk Pass	Chk Pass	Chk Pass	Chk Pass	Chk Pass	Chk Fail	Chk Pass	Chk Pass	Chk Pass
Value								.06000			
Range								30.000%			

Int. Std.	Y_2243	Y_3600	Y_3774
Units	Cts/S	Cts/S	Cts/S
Avg	**1567.3**	**33018.**	**5695.7**
Stddev	2.3	63.	27.1
%RSD	.14693	.19120	.47574
#1	1569.0	33062.	5676.5
#2	1565.7	32973.	5714.8

Sample Name: MB 280-326155/1-A Acquired: 5/21/2016 4:26:50 Type: Unk
Method: 6500_026(v10) Mode: CONC Corr. Factor: 1.000000
User: kellyca Custom ID1: 5/20 Custom ID2: Custom ID3:
Comment: 326155 200.7

Elem	Ag3280	Al1670	As1890	B_2089	Ba4554	Be3130	Bi2230	Ca3179	Cd2288
Line	328.068 {103}	167.079 {502}	189.042 {478}	208.959 {461}	455.403 { 74}	313.042 {108}	223.061 {451}	317.933 {106}	228.802 {447}
Units	ppm	ppm	ppm	ppm	ppm	ppm	ppm	ppm	ppm
Avg	**.00091**	**.00199**	**-.00497**	**.00161**	**.00010**	**-.00014**	**-.00254**	**.01059**	**.00029**
Stddev	.00023	.00018	.00166	.00146	.00006	.00003	.00209	.00212	.00028
%RSD	25.751	9.2647	33.416	90.592	60.470	19.919	82.395	20.055	96.472
#1	.00107	.00212	-.00379	.00058	.00006	-.00015	-.00402	.00909	.00048
#2	.00074	.00185	-.00614	.00264	.00014	-.00012	-.00106	.01209	.00009
Check ?	Chk Pass	Chk Pass	Chk Pass	Chk Pass	Chk Pass	Chk Pass	Chk Pass	Chk Pass	Chk Pass
High Limit									
Low Limit									

Elem	Co2286	Cr2055	Cu3247	Fe2599	K_7664	Li6707	Mg2790	Mn2576	Mo2020
Line	228.616 {447}	205.560 {464}	324.754 {104}	259.940 {130}	766.490 { 44}	670.784 { 50}	279.079 {121}2	257.610 {131}	202.030 {467}
Units	ppm	ppm	ppm	ppm	ppm	ppm	ppm	ppm	ppm
Avg	**-.00002**	**.00000**	**-.00099**	**.01174**	**.03661**	**-.00092**	**.00346**	**.00018**	**.00010**
Stddev	.00000	.00000	.00003	.00008	.02648	.00113	.00198	.00001	.00000
%RSD	1.4392	70.541	3.2888	.69714	72.348	122.50	57.254	4.6783	4.1631
#1	-.00002	.00001	-.00102	.01180	.01788	-.00012	.00206	.00019	.00010
#2	-.00002	.00000	-.00097	.01169	.05533	-.00172	.00486	.00018	.00010
Check ?	Chk Pass	Chk Pass	Chk Pass	Chk Pass	Chk Pass	Chk Pass	Chk Pass	Chk Pass	Chk Pass
High Limit									
Low Limit									

Elem	Na5895	Ni2316	P_1782	Pb2203	S_1820	Sb2068	Se1960	Si2881	Sn1899
Line	589.592 { 57}	231.604 {446}	178.284 {489}	220.353 {453}	182.034 {485}	206.833 {463}	196.090 {472}	288.158 {117}	189.989 {477}
Units	ppm	ppm	ppm	ppm	ppm	ppm	ppm	ppm	ppm
Avg	**.03381**	**.00073**	**-.00203**	**-.00085**	**.01206**	**.00209**	**.00335**	**-.00690**	**.00157**
Stddev	.00466	.00021	.00053	.00059	.00715	.00108	.00395	.00004	.00027
%RSD	13.790	29.208	26.273	69.679	59.311	51.870	118.09	.54125	16.973
#1	.03051	.00088	-.00165	-.00043	.01711	.00132	.00055	-.00687	.00176
#2	.03711	.00058	-.00241	-.00127	.00700	.00285	.00614	-.00693	.00139
Check ?	Chk Pass	Chk Pass	Chk Pass	Chk Pass	Chk Pass	Chk Pass	Chk Pass	Chk Pass	Chk Pass
High Limit									
Low Limit									

Elem	Sr4077	Th2837	Ti3349	Tl1908	U_3701	V_2924	Zn2062	Zr3391
Line	407.771 { 83}	283.730 {119}	334.904 {101}	190.856 {477}	370.152 { 91}	292.402 {115}	206.200 {163}	339.198 { 99}
Units	ppm	ppm	ppm	ppm	ppm	ppm	ppm	ppm
Avg	**.00006**	**-.00382**	**.00023**	**-.00170**	**.01144**	**-.00007**	**.00320**	**.00122**
Stddev	.00004	.00176	.00028	.00214	.01122	.00005	.00078	.00122
%RSD	60.279	46.203	120.09	125.98	98.138	80.900	24.414	99.909
#1	.00009	-.00506	.00003	-.00321	.00350	-.00003	.00376	.00209
#2	.00003	-.00257	.00043	-.00019	.01937	-.00010	.00265	.00036
Check ?	Chk Pass	Chk Pass	Chk Pass	Chk Pass	Chk Pass	Chk Pass	Chk Pass	Chk Pass
High Limit								
Low Limit								

Int. Std.	Y_2243	Y_3600	Y_3774
Line	224.306 {450}	360.073 { 94}	377.433 { 89}
Units	Cts/S	Cts/S	Cts/S
Avg	**1574.5**	**33639.**	**5836.9**
Stddev	5.2	1.	6.9
%RSD	.32807	.00365	.11893
#1	1570.8	33640.	5841.8
#2	1578.1	33638.	5832.0

Sample Name: LCS 280-326155/2-A Acquired: 5/21/2016 4:29:38 Type: Unk
Method: 6500_026(v10) Mode: CONC Corr. Factor: 1.000000
User: kellyca Custom ID1: Custom ID2: Custom ID3:
Comment: 326155 200.7

Elem	Ag3280	Al1670	As1890	B_2089	Ba4554	Be3130	Bi2230	Ca3179	Cd2288
Line	328.068 {103}	167.079 {502}	189.042 {478}	208.959 {461}	455.403 { 74}	313.042 {108}	223.061 {451}	317.933 {106}	228.802 {447}
Units	ppm	ppm	ppm	ppm	ppm	ppm	ppm	ppm	ppm
Avg	**.04808**	**1.9676**	**1.0464**	**1.0873**	**1.9875**	**.05106**	F **2.2130**	**49.782**	**.10467**
Stddev	.00051	.0063	.0039	.0034	.0140	.00028	.0049	.334	.00023
%RSD	1.0634	.32175	.37379	.31767	.70313	.55159	.22324	.67174	.22368
#1	.04844	1.9631	1.0436	1.0848	1.9777	.05086	2.2165	49.545	.10450
#2	.04772	1.9721	1.0491	1.0897	1.9974	.05126	2.2095	50.018	.10484
Check ?	Chk Pass	Chk Pass	Chk Pass	Chk Pass	Chk Pass	Chk Pass	Chk Fail	Chk Pass	Chk Pass
High Limit							2.2000		
Low Limit							1.8000		

Elem	Co2286	Cr2055	Cu3247	Fe2599	K_7664	Li6707	Mg2790	Mn2576	Mo2020
Line	228.616 {447}	205.560 {464}	324.754 {104}	259.940 {130}	766.490 { 44}	670.784 { 50}	279.079 {121}2	257.610 {131}	202.030 {467}
Units	ppm	ppm	ppm	ppm	ppm	ppm	ppm	ppm	ppm
Avg	**.51374**	F **.20460**	**.24550**	**1.0078**	**52.386**	**1.0709**	**48.322**	**.48132**	**1.0654**
Stddev	.00078	.00020	.00086	.0069	.315	.0072	.010	.00120	.0002
%RSD	.15105	.09967	.34928	.68520	.60059	.67360	.02035	.25009	.02255
#1	.51319	.20446	.24489	1.0029	52.163	1.0658	48.329	.48217	1.0656
#2	.51429	.20475	.24610	1.0127	52.608	1.0760	48.316	.48047	1.0652
Check ?	Chk Pass	Chk Fail	Chk Pass	Chk Pass	Chk Pass	Chk Pass	Chk Pass	Chk Pass	Chk Pass
High Limit		.05750							
Low Limit		.04300							

Elem	Na8183	Ni2316	P_1782	Pb2203	S_1820	Sb2068	Se1960	Si2881	Sn1899
Line	818.326 { 41}	231.604 {446}	178.284 {489}	220.353 {453}	182.034 {485}	206.833 {463}	196.090 {472}	288.158 {117}	189.989 {477}
Units	ppm	ppm	ppm	ppm	ppm	ppm	ppm	ppm	ppm
Avg	**51.258**	**.49669**	**10.481**	**.51595**	**2.0385**	**.52168**	**2.0522**	**9.8921**	**1.9320**
Stddev	.721	.00121	.005	.00148	.0052	.00205	.0059	.0795	.0119
%RSD	1.4072	.24431	.04743	.28594	.25639	.39343	.28652	.80347	.61655
#1	50.748	.49584	10.477	.51699	2.0348	.52023	2.0564	9.8359	1.9236
#2	51.768	.49755	10.484	.51490	2.0422	.52313	2.0481	9.9483	1.9405
Check ?	Chk Pass	Chk Pass	Chk Pass	Chk Pass	Chk Pass	Chk Pass	Chk Pass	Chk Pass	Chk Pass
High Limit									
Low Limit									

Elem	Sr4077	Th2837	Ti3349	Tl1908	U_3701	V_2924	Zn2062	Zr3391
Line	407.771 { 83}	283.730 {119}	334.904 {101}	190.856 {477}	370.152 { 91}	292.402 {115}	206.200 {163}	339.198 { 99}
Units	ppm	ppm	ppm	ppm	ppm	ppm	ppm	ppm
Avg	**.93775**	**.96569**	**.91091**	**1.9789**	**2.0643**	**.45954**	**.48671**	**.48914**
Stddev	.00724	.00252	.00044	.0041	.0125	.00069	.00062	.00418
%RSD	.77216	.26102	.04796	.20622	.60358	.15094	.12753	.85423
#1	.93263	.96391	.91122	1.9760	2.0555	.46003	.48715	.48619
#2	.94287	.96747	.91060	1.9818	2.0731	.45905	.48627	.49210
Check ?	Chk Pass	Chk Pass	Chk Pass	Chk Pass	Chk Pass	Chk Pass	Chk Pass	Chk Pass
High Limit								
Low Limit								

Int. Std.	Y_2243	Y_3600	Y_3774
Line	224.306 {450}	360.073 { 94}	377.433 { 89}
Units	Cts/S	Cts/S	Cts/S
Avg	**1499.7**	**31489.**	**5730.9**
Stddev	.4	15.	10.6
%RSD	.02974	.04644	.18559
#1	1499.3	31499.	5738.4
#2	1500.0	31478.	5723.4

Sample Name: 280-83358-B-1-A Acquired: 5/21/2016 4:32:14 Type: Unk
Method: 6500_026(v10) Mode: CONC Corr. Factor: 1.000000
User: kellyca Custom ID1: Custom ID2: Custom ID3:
Comment: 326155 200.7

Elem	Ag3280	Al3092	As1890	B_2089	Ba4554	Be3130	Bi2230	Ca3179	Cd2288
Line	328.068 {103}	309.271 {109}	189.042 {478}	208.959 {461}	455.403 { 74}	313.042 {108}	223.061 {451}	317.933 {106}	228.802 {447}
Units	ppm	ppm	ppm	ppm	ppm	ppm	ppm	ppm	ppm
Avg	**-.00021**	**6.2831**	**.00503**	**.24427**	**.12863**	**.00020**	**-.00407**	**33.452**	**.00017**
Stddev	.00007	.0062	.00352	.00046	.00078	.00005	.00467	.041	.00010
%RSD	35.994	.09811	70.058	.18726	.60509	23.758	114.83	.12246	59.215
#1	-.00015	6.2787	.00752	.24395	.12808	.00016	-.00738	33.423	.00025
#2	-.00026	6.2874	.00254	.24460	.12918	.00023	-.00077	33.481	.00010
Check ?	Chk Pass	Chk Pass	Chk Pass	Chk Pass	Chk Pass	Chk Pass	Chk Pass	Chk Pass	Chk Pass
High Limit									
Low Limit									

Elem	Co2286	Cr2055	Cu3247	Fe2599	K_7664	Li6707	Mg2790	Mn2576	Mo2020
Line	228.616 {447}	205.560 {464}	324.754 {104}	259.940 {130}	766.490 { 44}	670.784 { 50}	279.079 {121}2	257.610 {131}	202.030 {467}
Units	ppm	ppm	ppm	ppm	ppm	ppm	ppm	ppm	ppm
Avg	**.00329**	**.00844**	**.00369**	**5.0087**	**5.6182**	**.01994**	**11.845**	**.06665**	**.00257**
Stddev	.00011	.00013	.00002	.0107	.0073	.00077	.017	.00010	.00050
%RSD	3.2941	1.5914	.57252	.21368	.12937	3.8794	.14235	.15736	19.431
#1	.00322	.00835	.00370	5.0011	5.6233	.02049	11.857	.06657	.00222
#2	.00337	.00854	.00367	5.0162	5.6131	.01939	11.833	.06672	.00292
Check ?	Chk Pass	Chk Pass	Chk Pass	Chk Pass	Chk Pass	Chk Pass	Chk Pass	Chk Pass	Chk Pass
High Limit									
Low Limit									

Elem	Na8183	Ni2316	P_1782	Pb2203	S_1820	Sb2068	Se1960	Si2881	Sn1899
Line	818.326 { 41}	231.604 {446}	178.284 {489}	220.353 {453}	182.034 {485}	206.833 {463}	196.090 {472}	288.158 {117}	189.989 {477}
Units	ppm	ppm	ppm	ppm	ppm	ppm	ppm	ppm	ppm
Avg	**132.76**	**.00864**	**.18786**	**.00022**	**15.765**	**.00038**	**-.00045**	**16.969**	**-.00010**
Stddev	.39	.00013	.00312	.00047	.010	.00020	.00263	.047	.00069
%RSD	.29549	1.5177	1.6631	217.05	.06376	52.627	577.91	.27987	676.54
#1	132.48	.00855	.18565	.00055	15.772	.00024	-.00231	17.003	.00039
#2	133.04	.00874	.19006	-.00012	15.758	.00052	.00140	16.936	-.00059
Check ?	Chk Pass	Chk Pass	Chk Pass	Chk Pass	Chk Pass	Chk Pass	Chk Pass	Chk Pass	Chk Pass
High Limit									
Low Limit									

Elem	Sr4077	Th2837	Ti3349	Tl1908	U_3701	V_2924	Zn2062	Zr3391
Line	407.771 { 83}	283.730 {119}	334.904 {101}	190.856 {477}	370.152 { 91}	292.402 {115}	206.200 {163}	339.198 { 99}
Units	ppm	ppm	ppm	ppm	ppm	ppm	ppm	ppm
Avg	**.28279**	**-.00188**	**.20866**	**-.00286**	**.01824**	**.01302**	**.01288**	**.00711**
Stddev	.00145	.00132	.00022	.00267	.00534	.00017	.00010	.00138
%RSD	.51124	70.475	.10619	93.175	29.262	1.2822	.79676	19.405
#1	.28177	-.00281	.20851	-.00098	.01446	.01314	.01280	.00809
#2	.28382	-.00094	.20882	-.00475	.02201	.01290	.01295	.00614
Check ?	Chk Pass	Chk Pass	Chk Pass	Chk Pass	Chk Pass	Chk Pass	Chk Pass	Chk Pass
High Limit								
Low Limit								

Int. Std.	Y_2243	Y_3600	Y_3774
Line	224.306 {450}	360.073 { 94}	377.433 { 89}
Units	Cts/S	Cts/S	Cts/S
Avg	**1519.4**	**31730.**	**5790.0**
Stddev	.1	69.	26.3
%RSD	.00673	.21686	.45436
#1	1519.4	31681.	5771.4
#2	1519.5	31778.	5808.6

Sample Name: 280-83358-B-2-A Acquired: 5/21/2016 4:34:58 Type: Unk
Method: 6500_026(v10) Mode: CONC Corr. Factor: 1.000000
User: kellyca Custom ID1: Custom ID2: Custom ID3:
Comment: 326155 200.7

Elem	Ag3280	Al3092	As1890	B_2089	Ba4554	Be3130	Bi2230	Ca3179	Cd2288
Line	328.068 {103}	309.271 {109}	189.042 {478}	208.959 {461}	455.403 { 74}	313.042 {108}	223.061 {451}	317.933 {106}	228.802 {447}
Units	ppm	ppm	ppm	ppm	ppm	ppm	ppm	ppm	ppm
Avg	**.00071**	**22.232**	**.00091**	**.05745**	**.42915**	**.00128**	**-.00307**	**115.08**	**.00095**
Stddev	.00013	.113	.00409	.00068	.00031	.00000	.00248	.39	.00019
%RSD	18.801	.50927	447.38	1.1855	.07133	.38323	81.003	.33591	20.120
#1	.00081	22.152	-.00198	.05794	.42893	.00127	-.00482	115.35	.00081
#2	.00062	22.312	.00381	.05697	.42936	.00128	-.00131	114.81	.00108
Check ?	Chk Pass	Chk Pass	Chk Pass	Chk Pass	Chk Pass	Chk Pass	Chk Pass	Chk Pass	Chk Pass
High Limit									
Low Limit									

Elem	Co2286	Cr2055	Cu3247	Fe2599	K_7664	Li6707	Mg2790	Mn2576	Mo2020
Line	228.616 {447}	205.560 {464}	324.754 {104}	259.940 {130}	766.490 { 44}	670.784 { 50}	279.079 {121}2	257.610 {131}	202.030 {467}
Units	ppm	ppm	ppm	ppm	ppm	ppm	ppm	ppm	ppm
Avg	**.00984**	**.03158**	**.02069**	**26.652**	**9.7828**	**.02694**	**8.9703**	**.66341**	**.00293**
Stddev	.00016	.00076	.00013	.047	.0136	.00129	.0757	.00110	.00018
%RSD	1.6763	2.4058	.63656	.17677	.13864	4.7854	.84443	.16547	6.1856
#1	.00972	.03104	.02078	26.685	9.7733	.02785	9.0238	.66264	.00280
#2	.00995	.03211	.02060	26.619	9.7924	.02603	8.9167	.66419	.00306
Check ?	Chk Pass	Chk Pass	Chk Pass	Chk Pass	Chk Pass	Chk Pass	Chk Pass	Chk Pass	Chk Pass
High Limit									
Low Limit									

Elem	Na5895	Ni2316	P_1782	Pb2203	S_1820	Sb2068	Se1960	Si2881	Sn1899
Line	589.592 { 57}	231.604 {446}	178.284 {489}	220.353 {453}	182.034 {485}	206.833 {463}	196.090 {472}	288.158 {117}	189.989 {477}
Units	ppm	ppm	ppm	ppm	ppm	ppm	ppm	ppm	ppm
Avg	**3.7564**	**.03138**	**.53217**	**.01489**	**1.5856**	**.00045**	**.00149**	**36.847**	**.00278**
Stddev	.0198	.00070	.00378	.00178	.0070	.00010	.00404	.037	.00194
%RSD	.52796	2.2179	.70993	11.955	.44008	22.491	272.16	.09997	69.814
#1	3.7424	.03089	.52950	.01363	1.5905	.00052	.00434	36.873	.00141
#2	3.7704	.03188	.53484	.01615	1.5807	.00038	-.00137	36.821	.00415
Check ?	Chk Pass	Chk Pass	Chk Pass	Chk Pass	Chk Pass	Chk Pass	Chk Pass	Chk Pass	Chk Pass
High Limit									
Low Limit									

Elem	Sr4077	Th2837	Ti3349	Tl1908	U_3701	V_2924	Zn2062	Zr3391
Line	407.771 { 83}	283.730 {119}	334.904 {101}	190.856 {477}	370.152 { 91}	292.402 {115}	206.200 {163}	339.198 { 99}
Units	ppm	ppm	ppm	ppm	ppm	ppm	ppm	ppm
Avg	**.29905**	**.00254**	**.31352**	**-.00216**	**-.00679**	**.04512**	**.09714**	**.00905**
Stddev	.00090	.00056	.00402	.00130	.00696	.00016	.00038	.00119
%RSD	.30173	21.837	1.2823	60.125	102.55	.35025	.39081	13.161
#1	.29841	.00215	.31636	-.00124	-.01172	.04500	.09741	.00989
#2	.29969	.00294	.31068	-.00308	-.00187	.04523	.09688	.00820
Check ?	Chk Pass	Chk Pass	Chk Pass	Chk Pass	Chk Pass	Chk Pass	Chk Pass	Chk Pass
High Limit								
Low Limit								

Int. Std.	Y_2243	Y_3600	Y_3774
Line	224.306 {450}	360.073 { 94}	377.433 { 89}
Units	Cts/S	Cts/S	Cts/S
Avg	**1534.4**	**32264.**	**5997.7**
Stddev	2.2	50.	32.1
%RSD	.14093	.15599	.53528
#1	1532.9	32229.	5975.0
#2	1536.0	32300.	6020.4

Sample Name: 280-83324-A-1-A Acquired: 5/21/2016 4:37:42 Type: Unk
Method: 6500_026(v10) Mode: CONC Corr. Factor: 1.000000
User: kellyca Custom ID1: Custom ID2: Custom ID3:
Comment: 326155 200.7

Elem	Ag3280	Al1670	As1890	B_2089	Ba4554	Be3130	Bi2230	Ca3179	Cd2288
Line	328.068 {103}	167.079 {502}	189.042 {478}	208.959 {461}	455.403 { 74}	313.042 {108}	223.061 {451}	317.933 {106}	228.802 {447}
Units	ppm	ppm	ppm	ppm	ppm	ppm	ppm	ppm	ppm
Avg	**.00112**	**.25888**	**-.00853**	**.04658**	**.83574**	**-.00010**	W **-.01124**	**24.726**	**.00056**
Stddev	.00025	.00151	.00700	.00055	.00242	.00001	.00107	.228	.00006
%RSD	22.563	.58492	82.045	1.1817	.28980	8.4390	9.5662	.92266	11.420
#1	.00130	.25995	-.01348	.04619	.83402	-.00009	-.01048	24.564	.00052
#2	.00094	.25781	-.00358	.04697	.83745	-.00010	-.01200	24.887	.00061
Check ?	Chk Pass	Chk Pass	Chk Pass	Chk Pass	Chk Pass	Chk Pass	Chk Warn	Chk Pass	Chk Pass
High Limit							3.0000		
Low Limit							-.01000		

Elem	Co2286	Cr2055	Cu3247	Fe2599	K_7664	Li6707	Mg2790	Mn2576	Mo2020
Line	228.616 {447}	205.560 {464}	324.754 {104}	259.940 {130}	766.490 { 44}	670.784 { 50}	279.079 {121}2	257.610 {131}	202.030 {467}
Units	ppm	ppm	ppm	ppm	ppm	ppm	ppm	ppm	ppm
Avg	**.00009**	**.00178**	**.50746**	**.50228**	**13.101**	**.00648**	**5.6865**	**.10605**	**.00259**
Stddev	.00020	.00010	.00033	.00104	.059	.00016	.0327	.00108	.00031
%RSD	221.77	5.6439	.06528	.20632	.44895	2.4024	.57570	1.0197	11.791
#1	.00023	.00185	.50723	.50155	13.059	.00637	5.6633	.10528	.00280
#2	-.00005	.00171	.50770	.50301	13.142	.00659	5.7096	.10681	.00237
Check ?	Chk Pass	Chk Pass	Chk Pass	Chk Pass	Chk Pass	Chk Pass	Chk Pass	Chk Pass	Chk Pass
High Limit									
Low Limit									

Elem	Na8183	Ni2316	P_1782	Pb2203	S_1820	Sb2068	Se1960	Si2881	Sn1899
Line	818.326 { 41}	231.604 {446}	178.284 {489}	220.353 {453}	182.034 {485}	206.833 {463}	196.090 {472}	288.158 {117}	189.989 {477}
Units	ppm	ppm	ppm	ppm	ppm	ppm	ppm	ppm	ppm
Avg	**102.15**	**.02618**	**.65593**	**.00398**	**56.617**	**.00398**	**.00402**	**3.2762**	**.37866**
Stddev	.53	.00020	.00646	.00112	.165	.00103	.00710	.0120	.00019
%RSD	.52015	.75656	.98532	28.091	.29213	25.865	176.94	.36573	.05008
#1	101.77	.02604	.65136	.00319	56.734	.00325	.00904	3.2678	.37879
#2	102.52	.02632	.66050	.00477	56.500	.00471	-.00101	3.2847	.37853
Check ?	Chk Pass	Chk Pass	Chk Pass	Chk Pass	Chk Pass	Chk Pass	Chk Pass	Chk Pass	Chk Pass
High Limit									
Low Limit									

Elem	Sr4077	Th2837	Ti3349	Tl1908	U_3701	V_2924	Zn2062	Zr3391
Line	407.771 { 83}	283.730 {119}	334.904 {101}	190.856 {477}	370.152 { 91}	292.402 {115}	206.200 {163}	339.198 { 99}
Units	ppm	ppm	ppm	ppm	ppm	ppm	ppm	ppm
Avg	**.21252**	**-.00583**	**.00174**	**-.00506**	**.02003**	**-.00005**	**.01532**	**.00097**
Stddev	.00060	.00036	.00057	.00055	.00175	.00016	.00024	.00167
%RSD	.28219	6.2436	32.849	10.873	8.7459	325.81	1.5550	171.04
#1	.21210	-.00557	.00134	-.00467	.02127	-.00016	.01515	.00215
#2	.21295	-.00608	.00214	-.00544	.01879	.00006	.01549	-.00020
Check ?	Chk Pass	Chk Pass	Chk Pass	Chk Pass	Chk Pass	Chk Pass	Chk Pass	Chk Pass
High Limit								
Low Limit								

Int. Std.	Y_2243	Y_3600	Y_3774
Line	224.306 {450}	360.073 { 94}	377.433 { 89}
Units	Cts/S	Cts/S	Cts/S
Avg	**1444.8**	**30708.**	**5831.9**
Stddev	8.4	49.	9.9
%RSD	.58281	.15992	.16965
#1	1438.8	30673.	5838.9
#2	1450.8	30742.	5824.9

Sample Name: 280-83324-A-1-A SD@5 Acquired: 5/21/2016 4:40:27 Type: Unk
Method: 6500_026(v10) Mode: CONC Corr. Factor: 1.000000
User: kellyca Custom ID1: Custom ID2: Custom ID3:
Comment: 326155 200.7

Elem	Ag3280	Al1670	As1890	B_2089	Ba4554	Be3130	Bi2230	Ca3179	Cd2288
Line	328.068 {103}	167.079 {502}	189.042 {478}	208.959 {461}	455.403 { 74}	313.042 {108}	223.061 {451}	317.933 {106}	228.802 {447}
Units	ppm	ppm	ppm	ppm	ppm	ppm	ppm	ppm	ppm
Avg	**.00081**	**.05541**	**-.00565**	**.00982**	**.16399**	**-.00012**	**-.00393**	**5.0816**	**.00030**
Stddev	.00035	.00112	.00496	.00095	.00029	.00000	.00002	.0072	.00045
%RSD	43.233	2.0132	87.817	9.7223	.17741	2.3146	.48931	.14217	150.57
#1	.00056	.05620	-.00214	.01050	.16419	-.00012	-.00391	5.0765	-.00002
#2	.00106	.05463	-.00916	.00915	.16378	-.00013	-.00394	5.0867	.00062
Check ?	Chk Pass	Chk Pass	Chk Pass	Chk Pass	Chk Pass	Chk Pass	Chk Pass	Chk Pass	Chk Pass
High Limit									
Low Limit									

Elem	Co2286	Cr2055	Cu3247	Fe2599	K_7664	Li6707	Mg2790	Mn2576	Mo2020
Line	228.616 {447}	205.560 {464}	324.754 {104}	259.940 {130}	766.490 { 44}	670.784 { 50}	279.079 {121}2	257.610 {131}	202.030 {467}
Units	ppm	ppm	ppm	ppm	ppm	ppm	ppm	ppm	ppm
Avg	**-.00063**	**-.00003**	**.09751**	**.12245**	**2.6174**	**.00128**	**1.1908**	**.02143**	**.00027**
Stddev	.00015	.00004	.00003	.00015	.0093	.00029	.0012	.00017	.00040
%RSD	23.634	109.08	.03218	.11890	.35603	23.071	.10206	.77128	147.68
#1	-.00074	-.00001	.09753	.12256	2.6240	.00107	1.1900	.02132	-.00001
#2	-.00053	-.00006	.09749	.12235	2.6108	.00148	1.1917	.02155	.00055
Check ?	Chk Pass	Chk Pass	Chk Pass	Chk Pass	Chk Pass	Chk Pass	Chk Pass	Chk Pass	Chk Pass
High Limit									
Low Limit									

Elem	Na8183	Ni2316	P_1782	Pb2203	S_1820	Sb2068	Se1960	Si2881	Sn1899
Line	818.326 { 41}	231.604 {446}	178.284 {489}	220.353 {453}	182.034 {485}	206.833 {463}	196.090 {472}	288.158 {117}	189.989 {477}
Units	ppm	ppm	ppm	ppm	ppm	ppm	ppm	ppm	ppm
Avg	**20.477**	**.00558**	**.12685**	**.00020**	**11.406**	**.00177**	W **-.00734**	**.65448**	**.07876**
Stddev	.098	.00024	.00393	.00133	.007	.00143	.00039	.00307	.00044
%RSD	.47841	4.3212	3.0944	677.55	.05939	80.873	5.2487	.46848	.55302
#1	20.547	.00541	.12408	-.00074	11.401	.00076	-.00761	.65231	.07907
#2	20.408	.00575	.12963	.00114	11.410	.00278	-.00706	.65665	.07845
Check ?	Chk Pass	Chk Pass	Chk Pass	Chk Pass	Chk Pass	Chk Pass	Chk Warn	Chk Pass	Chk Pass
High Limit							5.0000		
Low Limit							-.00500		

Elem	Sr4077	Th2837	Ti3349	Tl1908	U_3701	V_2924	Zn2062	Zr3391
Line	407.771 { 83}	283.730 {119}	334.904 {101}	190.856 {477}	370.152 { 91}	292.402 {115}	206.200 {163}	339.198 { 99}
Units	ppm	ppm	ppm	ppm	ppm	ppm	ppm	ppm
Avg	**.04194**	**-.00453**	**.00045**	**-.00084**	**.00932**	**-.00006**	**.00381**	**.00108**
Stddev	.00015	.00152	.00055	.00135	.02197	.00020	.00093	.00088
%RSD	.35405	33.514	122.98	162.03	235.68	337.01	24.493	81.958
#1	.04184	-.00345	.00084	.00012	-.00621	.00008	.00447	.00170
#2	.04205	-.00560	.00006	-.00179	.02486	-.00020	.00315	.00045
Check ?	Chk Pass	Chk Pass	Chk Pass	Chk Pass	Chk Pass	Chk Pass	Chk Pass	Chk Pass
High Limit								
Low Limit								

Int. Std.	Y_2243	Y_3600	Y_3774
Line	224.306 {450}	360.073 { 94}	377.433 { 89}
Units	Cts/S	Cts/S	Cts/S
Avg	**1552.3**	**32904.**	**5877.7**
Stddev	2.5	46.	11.6
%RSD	.15868	.13966	.19808
#1	1554.0	32936.	5885.9
#2	1550.6	32871.	5869.5

Sample Name: 280-83324-A-1-B MS Acquired: 5/21/2016 4:43:14 Type: Unk
Method: 6500_026(v10) Mode: CONC Corr. Factor: 1.000000
User: kellyca Custom ID1: Custom ID2: Custom ID3:
Comment: 326155 200.7

Elem	Ag3280	Al1670	As1890	B_2089	Ba4554	Be3130	Bi2230	Ca3179	Cd2288
Line	328.068 {103}	167.079 {502}	189.042 {478}	208.959 {461}	455.403 { 74}	313.042 {108}	223.061 {451}	317.933 {106}	228.802 {447}
Units	ppm	ppm	ppm	ppm	ppm	ppm	ppm	ppm	ppm
Avg	**.04937**	**2.1165**	**1.0337**	**1.0557**	**2.8186**	**.05022**	**2.1816**	**72.666**	**.10316**
Stddev	.00105	.0064	.0072	.0015	.0094	.00015	.0096	.161	.00030
%RSD	2.1243	.30046	.69794	.14490	.33189	.30503	.43935	.22156	.29400
#1	.04862	2.1210	1.0388	1.0568	2.8252	.05033	2.1884	72.780	.10337
#2	.05011	2.1120	1.0286	1.0546	2.8120	.05011	2.1749	72.552	.10294
Check ?	Chk Pass	Chk Pass	Chk Pass	Chk Pass	Chk Pass	Chk Pass	Chk Pass	Chk Pass	Chk Pass
High Limit									
Low Limit									

Elem	Co2286	Cr2055	Cu3247	Fe2599	K_7664	Li6707	Mg2790	Mn2576	Mo2020
Line	228.616 {447}	205.560 {464}	324.754 {104}	259.940 {130}	766.490 { 44}	670.784 { 50}	279.079 {121}2	257.610 {131}	202.030 {467}
Units	ppm	ppm	ppm	ppm	ppm	ppm	ppm	ppm	ppm
Avg	**.50795**	W **.20695**	**.75714**	**1.6484**	**65.483**	**1.1030**	**51.767**	**.58009**	**1.0818**
Stddev	.00066	.00064	.00125	.0005	.246	.0018	.086	.00132	.0018
%RSD	.13022	.30997	.16509	.03043	.37555	.15891	.16567	.22751	.16489
#1	.50841	.20740	.75626	1.6488	65.657	1.1043	51.707	.57916	1.0805
#2	.50748	.20650	.75802	1.6481	65.309	1.1018	51.828	.58103	1.0831
Check ?	Chk Pass	Chk Warn	Chk Pass	Chk Pass	Chk Pass	Chk Pass	Chk Pass	Chk Pass	Chk Pass
High Limit		.10000							
Low Limit		-.01000							

Elem	Na8183	Ni2316	P_1782	Pb2203	S_1820	Sb2068	Se1960	Si2881	Sn1899
Line	818.326 { 41}	231.604 {446}	178.284 {489}	220.353 {453}	182.034 {485}	206.833 {463}	196.090 {472}	288.158 {117}	189.989 {477}
Units	ppm	ppm	ppm	ppm	ppm	ppm	ppm	ppm	ppm
Avg	**151.84**	**.51398**	**10.906**	**.49998**	**58.632**	**.52199**	**1.9919**	**12.610**	**2.2206**
Stddev	.79	.00288	.030	.00068	.140	.00376	.0043	.092	.0055
%RSD	.51912	.56043	.27688	.13564	.23807	.72029	.21570	.72621	.24888
#1	152.40	.51601	10.928	.50046	58.731	.52464	1.9949	12.675	2.2245
#2	151.28	.51194	10.885	.49950	58.533	.51933	1.9889	12.545	2.2167
Check ?	Chk Pass	Chk Pass	Chk Pass	Chk Pass	Chk Pass	Chk Pass	Chk Pass	Chk Pass	Chk Pass
High Limit									
Low Limit									

Elem	Sr4077	Th2837	Ti3349	Tl1908	U_3701	V_2924	Zn2062	Zr3391
Line	407.771 { 83}	283.730 {119}	334.904 {101}	190.856 {477}	370.152 { 91}	292.402 {115}	206.200 {163}	339.198 { 99}
Units	ppm	ppm	ppm	ppm	ppm	ppm	ppm	ppm
Avg	**1.1577**	**.97316**	**.93070**	**1.8550**	**2.1051**	**.46628**	**.48143**	**.48476**
Stddev	.0032	.00435	.00270	.0018	.0027	.00130	.00265	.00401
%RSD	.27995	.44745	.28995	.09532	.12899	.27838	.55145	.82697
#1	1.1599	.97008	.92880	1.8563	2.1032	.46536	.48331	.48759
#2	1.1554	.97624	.93261	1.8538	2.1070	.46720	.47956	.48192
Check ?	Chk Pass	Chk Pass	Chk Pass	Chk Pass	Chk Pass	Chk Pass	Chk Pass	Chk Pass
High Limit								
Low Limit								

Int. Std.	Y_2243	Y_3600	Y_3774
Line	224.306 {450}	360.073 { 94}	377.433 { 89}
Units	Cts/S	Cts/S	Cts/S
Avg	**1406.9**	**29680.**	**5636.8**
Stddev	5.7	85.	41.9
%RSD	.40606	.28495	.74254
#1	1402.9	29620.	5607.2
#2	1411.0	29739.	5666.4

Sample Name: 280-83324-A-1-C MSD Acquired: 5/21/2016 4:45:50 Type: Unk
Method: 6500_026(v10) Mode: CONC Corr. Factor: 1.000000
User: kellyca Custom ID1: Custom ID2: Custom ID3:
Comment: 326155 200.7

Elem	Ag3280	Al1670	As1890	B_2089	Ba4554	Be3130	Bi2230	Ca3179	Cd2288
Line	328.068 {103}	167.079 {502}	189.042 {478}	208.959 {461}	455.403 { 74}	313.042 {108}	223.061 {451}	317.933 {106}	228.802 {447}
Units	ppm	ppm	ppm	ppm	ppm	ppm	ppm	ppm	ppm
Avg	**.04873**	**2.0753**	**1.0159**	**1.0365**	**2.7694**	**.04907**	**2.1399**	**71.576**	**.10163**
Stddev	.00044	.0051	.0014	.0020	.0080	.00009	.0035	.378	.00008
%RSD	.90144	.24735	.13597	.18919	.28720	.18489	.16255	.52834	.08250
#1	.04905	2.0789	1.0169	1.0351	2.7637	.04901	2.1375	71.308	.10169
#2	.04842	2.0717	1.0150	1.0379	2.7750	.04914	2.1424	71.843	.10157
Check ?	Chk Pass	Chk Pass	Chk Pass	Chk Pass	Chk Pass	Chk Pass	Chk Pass	Chk Pass	Chk Pass
High Limit									
Low Limit									

Elem	Co2286	Cr2055	Cu3247	Fe2599	K_7664	Li6707	Mg2790	Mn2576	Mo2020
Line	228.616 {447}	205.560 {464}	324.754 {104}	259.940 {130}	766.490 { 44}	670.784 { 50}	279.079 {121}2	257.610 {131}	202.030 {467}
Units	ppm	ppm	ppm	ppm	ppm	ppm	ppm	ppm	ppm
Avg	**.49912**	W **.20280**	**.75056**	**1.4176**	**64.581**	**1.0808**	**51.067**	**.57049**	**1.0635**
Stddev	.00172	.00026	.00244	.0101	.246	.0025	.268	.00126	.0022
%RSD	.34550	.12748	.32446	.71608	.38022	.23515	.52473	.22063	.20964
#1	.50033	.20262	.75229	1.4105	64.408	1.0790	51.257	.57138	1.0650
#2	.49790	.20298	.74884	1.4248	64.755	1.0826	50.878	.56960	1.0619
Check ?	Chk Pass	Chk Warn	Chk Pass	Chk Pass	Chk Pass	Chk Pass	Chk Pass	Chk Pass	Chk Pass
High Limit		.10000							
Low Limit		-.01000							

Elem	Na8183	Ni2316	P_1782	Pb2203	S_1820	Sb2068	Se1960	Si2881	Sn1899
Line	818.326 { 41}	231.604 {446}	178.284 {489}	220.353 {453}	182.034 {485}	206.833 {463}	196.090 {472}	288.158 {117}	189.989 {477}
Units	ppm	ppm	ppm	ppm	ppm	ppm	ppm	ppm	ppm
Avg	**150.34**	**.50496**	**10.686**	**.49422**	**58.211**	**.51010**	**1.9737**	**12.396**	**2.1810**
Stddev	.52	.00352	.014	.00241	.090	.00510	.0017	.080	.0048
%RSD	.34460	.69798	.12874	.48683	.15444	1.00000	.08674	.64834	.22099
#1	149.98	.50745	10.696	.49592	58.274	.51371	1.9725	12.339	2.1844
#2	150.71	.50247	10.676	.49252	58.147	.50649	1.9749	12.452	2.1776
Check ?	Chk Pass	Chk Pass	Chk Pass	Chk Pass	Chk Pass	Chk Pass	Chk Pass	Chk Pass	Chk Pass
High Limit									
Low Limit									

Elem	Sr4077	Th2837	Ti3349	Tl1908	U_3701	V_2924	Zn2062	Zr3391
Line	407.771 { 83}	283.730 {119}	334.904 {101}	190.856 {477}	370.152 { 91}	292.402 {115}	206.200 {163}	339.198 { 99}
Units	ppm	ppm	ppm	ppm	ppm	ppm	ppm	ppm
Avg	**1.1401**	**.95019**	**.91349**	**1.8334**	**2.0699**	**.45992**	**.46898**	**.47550**
Stddev	.0049	.00880	.00503	.0020	.0043	.00094	.00028	.00162
%RSD	.43340	.92659	.55107	.10878	.20601	.20357	.05888	.33967
#1	1.1366	.95641	.91705	1.8349	2.0669	.46058	.46878	.47436
#2	1.1436	.94396	.90993	1.8320	2.0729	.45926	.46917	.47665
Check ?	Chk Pass	Chk Pass	Chk Pass	Chk Pass	Chk Pass	Chk Pass	Chk Pass	Chk Pass
High Limit								
Low Limit								

Int. Std.	Y_2243	Y_3600	Y_3774
Line	224.306 {450}	360.073 { 94}	377.433 { 89}
Units	Cts/S	Cts/S	Cts/S
Avg	**1412.3**	**29710.**	**5645.4**
Stddev	7.0	232.	6.4
%RSD	.49658	.77971	.11344
#1	1407.4	29546.	5649.9
#2	1417.3	29874.	5640.8

Sample Name: 280-83346-B-1-A Acquired: 5/21/2016 4:48:26 Type: Unk
Method: 6500_026(v10) Mode: CONC Corr. Factor: 1.000000
User: kellyca Custom ID1: Custom ID2: Custom ID3:
Comment: 326155 200.7

Elem	Ag3280	Al1670	As1890	B_2089	Ba4554	Be3130	Bi2230	Ca3179	Cd2288
Line	328.068 {103}	167.079 {502}	189.042 {478}	208.959 {461}	455.403 { 74}	313.042 {108}	223.061 {451}	317.933 {106}	228.802 {447}
Units	ppm	ppm	ppm	ppm	ppm	ppm	ppm	ppm	ppm
Avg	**.00043**	**.01274**	**.00591**	**.35705**	**.17961**	**-.00016**	**-.00383**	**248.00**	**.00024**
Stddev	.00009	.00039	.00769	.00006	.00008	.00005	.00140	.02	.00005
%RSD	20.861	3.0666	130.01	.01781	.04482	31.095	36.495	.00919	21.620
#1	.00049	.01302	.00048	.35709	.17956	-.00020	-.00482	248.02	.00020
#2	.00036	.01246	.01135	.35700	.17967	-.00013	-.00284	247.99	.00027
Check ?	Chk Pass	Chk Pass	Chk Pass	Chk Pass	Chk Pass	Chk Pass	Chk Pass	Chk Pass	Chk Pass
High Limit									
Low Limit									

Elem	Co2286	Cr2055	Cu3247	Fe2599	K_7664	Li6707	Mg2790	Mn2576	Mo2020
Line	228.616 {447}	205.560 {464}	324.754 {104}	259.940 {130}	766.490 { 44}	670.784 { 50}	279.079 {121}2	257.610 {131}	202.030 {467}
Units	ppm	ppm	ppm	ppm	ppm	ppm	ppm	ppm	ppm
Avg	**.00967**	**.00150**	**.00553**	**.14571**	W **137.53**	**.43966**	**45.616**	**.03080**	**.03045**
Stddev	.00002	.00038	.00035	.00039	.06	.00190	.085	.00002	.00001
%RSD	.20015	25.140	6.3984	.26563	.04640	.43185	.18734	.07496	.03627
#1	.00968	.00176	.00578	.14543	137.49	.43832	45.556	.03082	.03045
#2	.00965	.00123	.00528	.14598	137.58	.44101	45.677	.03078	.03044
Check ?	Chk Pass	Chk Pass	Chk Pass	Chk Pass	Chk Warn	Chk Pass	Chk Pass	Chk Pass	Chk Pass
High Limit					100.00				
Low Limit					-.50000				

Elem	Na8183	Ni2316	P_1782	Pb2203	S_1820	Sb2068	Se1960	Si2881	Sn1899
Line	818.326 { 41}	231.604 {446}	178.284 {489}	220.353 {453}	182.034 {485}	206.833 {463}	196.090 {472}	288.158 {117}	189.989 {477}
Units	ppm	ppm	ppm	ppm	ppm	ppm	ppm	ppm	ppm
Avg	W **511.93**	**.01988**	**.07381**	**-.00044**	F **377.79**	**.00424**	**.01096**	**.50112**	**.00206**
Stddev	.15	.00017	.00181	.00341	.20	.00083	.00219	.00870	.00051
%RSD	.02945	.87211	2.4532	771.43	.05397	19.658	20.011	1.7370	25.032
#1	511.82	.01976	.07253	-.00286	377.93	.00482	.00941	.49496	.00242
#2	512.04	.02000	.07510	.00197	377.65	.00365	.01251	.50727	.00169
Check ?	Chk Warn	Chk Pass	Chk Pass	Chk Pass	Chk Fail	Chk Pass	Chk Pass	Chk Pass	Chk Pass
High Limit	500.00				200.00				
Low Limit	10.000				-.02000				

Elem	Sr4077	Th2837	Ti3349	Tl1908	U_3701	V_2924	Zn2062	Zr3391
Line	407.771 { 83}	283.730 {119}	334.904 {101}	190.856 {477}	370.152 { 91}	292.402 {115}	206.200 {163}	339.198 { 99}
Units	ppm	ppm	ppm	ppm	ppm	ppm	ppm	ppm
Avg	**2.1486**	**-.00607**	**.00130**	**-.00684**	**.01975**	**.00133**	**.00332**	**.00015**
Stddev	.0009	.00253	.00039	.00052	.00784	.00044	.00161	.00040
%RSD	.04007	41.579	29.983	7.5950	39.685	32.929	48.388	261.33
#1	2.1480	-.00786	.00102	-.00647	.02530	.00102	.00445	-.00013
#2	2.1492	-.00429	.00157	-.00721	.01421	.00164	.00218	.00044
Check ?	Chk Pass	Chk Pass	Chk Pass	Chk Pass	Chk Pass	Chk Pass	Chk Pass	Chk Pass
High Limit								
Low Limit								

Int. Std.	Y_2243	Y_3600	Y_3774
Line	224.306 {450}	360.073 { 94}	377.433 { 89}
Units	Cts/S	Cts/S	Cts/S
Avg	**1407.9**	**29294.**	**5609.4**
Stddev	2.9	2.	17.1
%RSD	.20712	.00523	.30569
#1	1409.9	29293.	5621.6
#2	1405.8	29295.	5597.3

Sample Name: 280-83346-B-2-A Acquired: 5/21/2016 4:51:42 Type: Unk
Method: 6500_026(v10) Mode: CONC Corr. Factor: 1.000000
User: kellyca Custom ID1: Custom ID2: Custom ID3:
Comment: 326155 200.7

Elem	Ag3280	Al1670	As1890	B_2089	Ba4554	Be3130	Bi2230	Ca3179	Cd2288
Line	328.068 {103}	167.079 {502}	189.042 {478}	208.959 {461}	455.403 { 74}	313.042 {108}	223.061 {451}	317.933 {106}	228.802 {447}
Units	ppm	ppm	ppm	ppm	ppm	ppm	ppm	ppm	ppm
Avg	**.00019**	**.00995**	**.00203**	**.35078**	**.17667**	**-.00010**	**-.00352**	**240.54**	**.00010**
Stddev	.00009	.00114	.00288	.00015	.00106	.00003	.00243	.38	.00046
%RSD	46.082	11.503	142.33	.04222	.59867	32.458	69.107	.15890	456.58
#1	.00025	.00914	.00406	.35089	.17592	-.00007	-.00180	240.81	-.00022
#2	.00013	.01076	-.00001	.35068	.17742	-.00012	-.00524	240.27	.00042
Check ?	Chk Pass	Chk Pass	Chk Pass	Chk Pass	Chk Pass	Chk Pass	Chk Pass	Chk Pass	Chk Pass
High Limit									
Low Limit									

Elem	Co2286	Cr2055	Cu3247	Fe2599	K_7664	Li6707	Mg2790	Mn2576	Mo2020
Line	228.616 {447}	205.560 {464}	324.754 {104}	259.940 {130}	766.490 { 44}	670.784 { 50}	279.079 {121}2	257.610 {131}	202.030 {467}
Units	ppm	ppm	ppm	ppm	ppm	ppm	ppm	ppm	ppm
Avg	**.00954**	**.00146**	**.00506**	**.10015**	W **134.62**	**.43051**	**45.056**	**.03002**	**.02952**
Stddev	.00006	.00010	.00015	.00194	.54	.00150	.015	.00023	.00051
%RSD	.57892	6.6844	2.9313	1.9340	.39867	.34814	.03415	.75174	1.7348
#1	.00958	.00153	.00516	.09878	134.24	.42945	45.067	.02986	.02989
#2	.00950	.00139	.00495	.10152	135.00	.43157	45.045	.03018	.02916
Check ?	Chk Pass	Chk Pass	Chk Pass	Chk Pass	Chk Warn	Chk Pass	Chk Pass	Chk Pass	Chk Pass
High Limit					100.00				
Low Limit					-.50000				

Elem	Na8183	Ni2316	P_1782	Pb2203	S_1820	Sb2068	Se1960	Si2881	Sn1899
Line	818.326 { 41}	231.604 {446}	178.284 {489}	220.353 {453}	182.034 {485}	206.833 {463}	196.090 {472}	288.158 {117}	189.989 {477}
Units	ppm	ppm	ppm	ppm	ppm	ppm	ppm	ppm	ppm
Avg	W **502.66**	**.01851**	**.07775**	**-.00085**	F **370.37**	**.00254**	**.01130**	**.48478**	**.00360**
Stddev	.99	.00035	.00432	.00024	.74	.00038	.00803	.01079	.00009
%RSD	.19676	1.8735	5.5620	28.454	.19938	14.809	71.083	2.2261	2.6137
#1	501.96	.01876	.07469	-.00102	370.89	.00281	.01698	.47715	.00367
#2	503.36	.01827	.08081	-.00068	369.85	.00227	.00562	.49241	.00354
Check ?	Chk Warn	Chk Pass	Chk Pass	Chk Pass	Chk Fail	Chk Pass	Chk Pass	Chk Pass	Chk Pass
High Limit	500.00				200.00				
Low Limit	10.000				-.02000				

Elem	Sr4077	Th2837	Ti3349	Tl1908	U_3701	V_2924	Zn2062	Zr3391
Line	407.771 { 83}	283.730 {119}	334.904 {101}	190.856 {477}	370.152 { 91}	292.402 {115}	206.200 {163}	339.198 { 99}
Units	ppm	ppm	ppm	ppm	ppm	ppm	ppm	ppm
Avg	**2.1106**	**-.00736**	**.00119**	**-.00216**	**.01164**	**.00126**	**.00413**	**.00040**
Stddev	.0091	.00123	.00004	.00065	.00022	.00006	.00240	.00139
%RSD	.42892	16.663	3.3656	29.892	1.8510	4.5227	58.076	345.13
#1	2.1042	-.00823	.00122	-.00170	.01179	.00122	.00243	-.00058
#2	2.1170	-.00649	.00117	-.00261	.01149	.00130	.00582	.00138
Check ?	Chk Pass	Chk Pass	Chk Pass	Chk Pass	Chk Pass	Chk Pass	Chk Pass	Chk Pass
High Limit								
Low Limit								

Int. Std.	Y_2243	Y_3600	Y_3774
Line	224.306 {450}	360.073 { 94}	377.433 { 89}
Units	Cts/S	Cts/S	Cts/S
Avg	**1406.6**	**29120.**	**5631.6**
Stddev	3.0	10.	14.9
%RSD	.21325	.03509	.26382
#1	1404.5	29113.	5621.1
#2	1408.7	29127.	5642.1

Sample Name: ccvh-3900196 Acquired: 5/21/2016 4:54:56 Type: QC
Method: 6500_026(v10) Mode: CONC Corr. Factor: 1.000000
User: kellyca Custom ID1: Custom ID2: Custom ID3:
Comment:

Elem	Ag3280	Al3092	As1890	B_2089	Ba4554	Be3130	Bi2230	Ca3179	Cd2288	Co2286	Cr2055	Cu3247	Fe2714
Units	ppm	ppm	ppm	ppm	ppm	ppm	ppm	ppm	ppm	ppm	ppm	ppm	ppm
Avg	**-.00212**	**45.960**	**-.00732**	**.00287**	**.00024**	**-.00030**	**1.0528**	**-.03470**	**-.00070**	**.00277**	**-.00062**	**.00553**	**46.333**
Stddev	.00086	.058	.00071	.00030	.00003	.00006	.0037	.00440	.00016	.00018	.00041	.00025	.266
%RSD	40.503	.12655	9.7276	10.392	13.768	19.137	.35062	12.681	23.424	6.5379	66.876	4.5014	.57466
#1	-.00273	45.919	-.00681	.00309	.00026	-.00034	1.0554	-.03159	-.00059	.00290	-.00091	.00536	46.145
#2	-.00152	46.001	-.00782	.00266	.00021	-.00026	1.0502	-.03782	-.00082	.00265	-.00033	.00571	46.521
Check ?	None	Chk Pass	None	None	None	None	Chk Pass	None	None	None	None	None	Chk Pass
Value													
Range													

Elem	K_7664	Li6707	Mg2790	Mn2576	Mo2020	Na8183	Ni2316	P_1782	Pb2203	S_1820	Sb2068	Se1960	Si2881
Units	ppm	ppm	ppm	ppm	ppm	ppm	ppm	ppm	ppm	ppm	ppm	ppm	ppm
Avg	**.12598**	**-.00012**	**.14870**	**-.00073**	**-.00262**	**252.80**	**-.00073**	**.00205**	**.00249**	**5.0443**	**.00044**	**.00073**	**-.01449**
Stddev	.00194	.00086	.00692	.00007	.00005	.74	.00006	.00182	.00287	.0083	.00266	.00010	.01832
%RSD	1.5362	708.59	4.6545	9.7651	1.9429	.29172	7.4976	89.007	115.47	.16542	607.68	13.226	126.44
#1	.12462	.00049	.15359	-.00078	-.00266	252.28	-.00069	.00076	.00452	5.0502	-.00144	.00080	-.00153
#2	.12735	-.00073	.14380	-.00068	-.00259	253.32	-.00077	.00333	.00046	5.0384	.00232	.00066	-.02744
Check ?	None	None	None	None	None	Chk Pass	None	None	None	Chk Pass	None	None	None
Value													
Range													

Elem	Sn1899	Sr4077	Th2837	Ti3349	Tl1908	U_3701	V_2924	Zn2062	Zr3391
Units	ppm	ppm	ppm	ppm	ppm	ppm	ppm	ppm	ppm
Avg	**.00301**	**.00045**	**4.8667**	**.02616**	**-.00484**	**10.023**	**-.01653**	**-.00133**	**-.01440**
Stddev	.00143	.00003	.0048	.00016	.00024	.020	.00042	.00069	.00114
%RSD	47.629	5.8014	.09942	.62226	4.8799	.19951	2.5706	51.752	7.9294
#1	.00200	.00047	4.8633	.02628	-.00468	10.037	-.01623	-.00181	-.01359
#2	.00403	.00043	4.8701	.02605	-.00501	10.009	-.01683	-.00084	-.01521
Check ?	None	None	Chk Pass	None	None	Chk Pass	None	None	None
Value									
Range									

Int. Std.	Y_2243	Y_3600	Y_3774
Units	Cts/S	Cts/S	Cts/S
Avg	**1515.6**	**31276.**	**5754.9**
Stddev	.0	95.	13.5
%RSD	.00002	.30252	.23498
#1	1515.6	31343.	5764.5
#2	1515.6	31210.	5745.4

Sample Name: ccv-3900195 Acquired: 5/21/2016 4:57:48 Type: QC
Method: 6500_026(v10) Mode: CONC Corr. Factor: 1.000000
User: kellyca Custom ID1: Custom ID2: Custom ID3:
Comment:

Elem	Ag3280	Al1670	As1890	B_2089	Ba4554	Be3130	Bi2230	Ca3179	Cd2288	Co2286	Cr2055	Cu3247	Fe2599
Units	ppm	ppm	ppm	ppm	ppm	ppm	ppm	ppm	ppm	ppm	ppm	ppm	ppm
Avg	**.48869**	**.51954**	**1.0132**	**.53505**	**.49658**	**.50973**	**-.00391**	**4.9879**	**.52560**	**.52418**	**.51505**	**.49632**	**2.4638**
Stddev	.00154	.00235	.0120	.00091	.00079	.00110	.00404	.0023	.00068	.00098	.00184	.00249	.0007
%RSD	.31434	.45137	1.1806	.16954	.15884	.21668	103.44	.04681	.12890	.18759	.35763	.50187	.02826
#1	.48760	.52120	1.0217	.53569	.49603	.50895	-.00105	4.9895	.52608	.52487	.51635	.49456	2.4633
#2	.48977	.51788	1.0048	.53440	.49714	.51051	-.00677	4.9862	.52512	.52348	.51375	.49808	2.4643
Check ?	Chk Pass	Chk Pass	Chk Pass	Chk Pass	Chk Pass	Chk Pass	None	Chk Pass	Chk Pass	Chk Pass	Chk Pass	Chk Pass	Chk Pass
Value													
Range													

Elem	K_7664	Li6707	Mg2790	Mn2576	Mo2020	Na5895	Ni2316	P_1782	Pb2203	S_1820	Sb2068	Se1960	Si2881
Units	ppm	ppm	ppm	ppm	ppm	ppm	ppm	ppm	ppm	ppm	ppm	ppm	ppm
Avg	**52.168**	**1.0720**	**19.838**	**.49697**	**.52084**	**5.2891**	**.50863**	**1.0199**	**1.0463**	**.02036**	**1.0260**	**1.0059**	**4.9395**
Stddev	.076	.0029	.041	.00162	.00200	.0015	.00067	.0080	.0022	.00308	.0011	.0053	.0360
%RSD	.14598	.26654	.20483	.32603	.38415	.02812	.13113	.78195	.20536	15.138	.11009	.53119	.72900
#1	52.114	1.0700	19.810	.49582	.52226	5.2901	.50910	1.0255	1.0448	.01818	1.0268	1.0021	4.9140
#2	52.222	1.0740	19.867	.49811	.51943	5.2880	.50816	1.0142	1.0479	.02253	1.0252	1.0097	4.9649
Check ?	Chk Pass	Chk Pass	Chk Pass	Chk Pass	Chk Pass	Chk Pass	Chk Pass	Chk Pass	Chk Pass	None	Chk Pass	Chk Pass	Chk Pass
Value													
Range													

Elem	Sn1899	Sr4077	Th2837	Ti3349	Tl1908	U_3701	V_2924	Zn2062	Zr3391
Units	ppm	ppm	ppm	ppm	ppm	ppm	ppm	ppm	ppm
Avg	**1.0012**	**.48093**	**-.00043**	**.46922**	**1.0308**	**.02002**	**.47368**	**.49930**	**.49915**
Stddev	.0081	.00116	.00082	.00022	.0012	.00021	.00168	.00273	.00155
%RSD	.80759	.24047	193.87	.04759	.11730	1.0531	.35567	.54657	.31065
#1	1.0070	.48011	.00016	.46906	1.0317	.01987	.47249	.49737	.50025
#2	.99552	.48175	-.00101	.46938	1.0300	.02017	.47487	.50123	.49806
Check ?	Chk Pass	Chk Pass	None	Chk Pass	Chk Pass	None	Chk Pass	Chk Pass	Chk Pass
Value									
Range									

Int. Std.	Y_2243	Y_3600	Y_3774
Units	Cts/S	Cts/S	Cts/S
Avg	**1548.4**	**31901.**	**5708.3**
Stddev	6.1	21.	16.3
%RSD	.39621	.06610	.28573
#1	1544.1	31916.	5696.8
#2	1552.7	31886.	5719.8

Sample Name: ccb Acquired: 5/21/2016 5:00:27 Type: QC
Method: 6500_026(v10) Mode: CONC Corr. Factor: 1.000000
User: kellyca Custom ID1: Custom ID2: Custom ID3:
Comment:

Elem	Ag3280	Al1670	As1890	B_2089	Ba4554	Be3130	Bi2230	Ca3179	Cd2288	Co2286	Cr2055	Cu3247
Units	ppm	ppm	ppm	ppm	ppm	ppm	ppm	ppm	ppm	ppm	ppm	ppm
Avg	**.00045**	**-.00146**	**.00107**	W **.00203**	**-.00006**	**-.00009**	**-.00024**	**.00346**	**-.00011**	**-.00033**	**-.00011**	**-.00054**
Stddev	.00015	.00020	.00212	.00004	.00002	.00010	.00056	.00056	.00015	.00029	.00003	.00077
%RSD	32.355	13.477	197.89	1.8640	26.295	113.05	234.39	16.250	138.25	86.981	25.411	141.81
#1	.00035	-.00160	.00257	.00200	-.00005	-.00002	-.00064	.00306	-.00021	-.00054	-.00009	.00000
#2	.00056	-.00132	-.00043	.00206	-.00007	-.00016	.00016	.00386	-.00000	-.00013	-.00013	-.00108
Check ?	Chk Pass	Chk Pass	Chk Pass	Chk Warn	Chk Pass	Chk Pass	None	Chk Pass	Chk Pass	Chk Pass	Chk Pass	Chk Pass
High Limit				.00156								
Low Limit				-.00156								

Elem	Fe2599	K_7664	Li6707	Mg2790	Mn2576	Mo2020	Na5895	Ni2316	P_1782	Pb2203	S_1820	Sb2068
Units	ppm	ppm	ppm	ppm	ppm	ppm	ppm	ppm	ppm	ppm	ppm	ppm
Avg	**.00149**	**.12182**	**-.00050**	**.00131**	**-.00004**	**.00065**	**.04388**	**-.00012**	**-.00069**	**.00037**	**.01739**	**.00044**
Stddev	.00125	.00772	.00015	.00201	.00002	.00039	.00532	.00005	.00030	.00106	.00069	.00075
%RSD	83.895	6.3379	29.699	153.37	60.260	60.475	12.129	37.446	43.896	287.10	3.9548	172.47
#1	.00237	.12728	-.00060	.00273	-.00002	.00037	.04765	-.00016	-.00091	.00112	.01788	.00097
#2	.00061	.11636	-.00039	-.00011	-.00005	.00093	.04012	-.00009	-.00048	-.00038	.01690	-.00010
Check ?	Chk Pass	Chk Pass	Chk Pass	Chk Pass	Chk Pass	Chk Pass	Chk Pass	Chk Pass	Chk Pass	Chk Pass	None	Chk Pass
High Limit												
Low Limit												

Elem	Se1960	Si2881	Sn1899	Sr4077	Th2837	Ti3349	Tl1908	U_3701	V_2924	Zn2062	Zr3391
Units	ppm	ppm	ppm	ppm	ppm	ppm	ppm	ppm	ppm	ppm	ppm
Avg	**-.00362**	**.00840**	**.00058**	**.00009**	**-.00291**	**.00008**	**-.00044**	**.02208**	**.00013**	**-.00003**	**.00003**
Stddev	.00521	.01701	.00009	.00001	.00044	.00025	.00100	.00739	.00023	.00026	.00044
%RSD	143.69	202.49	15.372	8.4222	15.276	322.89	229.14	33.474	181.39	818.17	1308.0
#1	.00006	.02043	.00064	.00009	-.00322	.00025	-.00115	.02731	.00029	-.00022	-.00027
#2	-.00730	-.00363	.00052	.00010	-.00259	-.00010	.00027	.01685	-.00004	.00015	.00034
Check ?	Chk Pass	Chk Pass	Chk Pass	Chk Pass	Chk Pass	Chk Pass	Chk Pass	Chk Pass	Chk Pass	Chk Pass	Chk Pass
High Limit											
Low Limit											

Int. Std.	Y_2243	Y_3600	Y_3774
Units	Cts/S	Cts/S	Cts/S
Avg	**1575.1**	**33017.**	**5817.7**
Stddev	.3	89.	33.0
%RSD	.02114	.27043	.56680
#1	1574.9	33081.	5794.4
#2	1575.4	32954.	5841.1

Sample Name: ccvl-3903059 Acquired: 5/21/2016 5:03:16 Type: QC
Method: 6500_026(v10) Mode: CONC Corr. Factor: 1.000000
User: kellyca Custom ID1: Custom ID2: Custom ID3:
Comment:

Elem	Ag3280	Al1670	As1890	B_2089	Ba4554	Be3130	Bi2230	Ca3179	Cd2288	Co2286	Cr2055	Cu3247
Units	ppm	ppm	ppm	ppm	ppm	ppm	ppm	ppm	ppm	ppm	ppm	ppm
Avg	**.00992**	**.10787**	F **.00801**	**.10958**	**.01003**	**.00089**	**.11365**	**.20483**	**.00541**	**.01056**	**.01051**	**.01528**
Stddev	.00031	.00005	.00150	.00049	.00015	.00010	.00118	.00183	.00013	.00051	.00020	.00013
%RSD	3.1304	.04179	18.742	.44607	1.4978	10.784	1.0388	.89343	2.3215	4.8598	1.9271	.85184
#1	.01014	.10783	.00695	.10923	.01013	.00095	.11281	.20613	.00532	.01020	.01037	.01519
#2	.00970	.10790	.00908	.10992	.00992	.00082	.11448	.20354	.00550	.01092	.01065	.01537
Check ?	Chk Pass	Chk Pass	Chk Fail	Chk Pass	Chk Pass	Chk Pass	Chk Pass	Chk Pass	Chk Pass	Chk Pass	Chk Pass	Chk Pass
Value			.01500									
Range			-30.000%									

Elem	Fe2599	K_7664	Li6707	Mg2790	Mn2576	Mo2020	Na5895	Ni2316	P_1782	Pb2203	S_1820	Sb2068
Units	ppm	ppm	ppm	ppm	ppm	ppm	ppm	ppm	ppm	ppm	ppm	ppm
Avg	**.10548**	**3.2003**	**.01031**	**.21314**	**.01028**	**.02146**	**1.0769**	**.04184**	**3.0284**	**.00887**	**.01339**	**.02342**
Stddev	.00061	.0001	.00009	.00567	.00004	.00027	.0085	.00023	.0001	.00021	.00102	.00106
%RSD	.57372	.00243	.89205	2.6582	.36015	1.2801	.78779	.54474	.00315	2.3125	7.5855	4.5427
#1	.10506	3.2003	.01025	.21715	.01030	.02127	1.0709	.04167	3.0284	.00873	.01267	.02418
#2	.10591	3.2002	.01038	.20913	.01025	.02165	1.0829	.04200	3.0285	.00902	.01410	.02267
Check ?	Chk Pass	Chk Pass	Chk Pass	Chk Pass	Chk Pass	Chk Pass	Chk Pass	Chk Pass	Chk Pass	Chk Pass	None	Chk Pass
Value												
Range												

Elem	Se1960	Si2881	Sn1899	Sr4077	Th2837	Ti3349	Tl1908	U_3701	V_2924	Zn2062	Zr3391
Units	ppm	ppm	ppm	ppm	ppm	ppm	ppm	ppm	ppm	ppm	ppm
Avg	**.01275**	**.49331**	**.10443**	**.00984**	**.01201**	**.00953**	**.01431**	F **.08879**	**.00909**	**.02043**	**.01470**
Stddev	.00088	.00895	.00096	.00001	.00129	.00000	.00084	.01401	.00060	.00027	.00051
%RSD	6.8988	1.8145	.91867	.06831	10.772	.02362	5.8351	15.778	6.6303	1.3101	3.4682
#1	.01337	.49964	.10376	.00983	.01110	.00953	.01372	.09870	.00952	.02062	.01433
#2	.01213	.48698	.10511	.00984	.01293	.00953	.01490	.07889	.00867	.02024	.01506
Check ?	Chk Pass	Chk Pass	Chk Pass	Chk Pass	Chk Pass	Chk Pass	Chk Pass	Chk Fail	Chk Pass	Chk Pass	Chk Pass
Value								.06000			
Range								30.000%			

Int. Std.	Y_2243	Y_3600	Y_3774
Units	Cts/S	Cts/S	Cts/S
Avg	**1581.9**	**33031.**	**5785.0**
Stddev	5.1	24.	33.3
%RSD	.32408	.07382	.57563
#1	1585.6	33049.	5761.5
#2	1578.3	33014.	5808.6

Sample Name: MB 280-326000/1-A Acquired: 5/21/2016 5:06:05 Type: Unk
Method: 6500_026(v10) Mode: CONC Corr. Factor: 1.000000
User: kellyca Custom ID1: 5/20 Custom ID2: Custom ID3:
Comment: 326000 200.7

Elem	Ag3280	Al1670	As1890	B_2089	Ba4554	Be3130	Bi2230	Ca3179	Cd2288
Line	328.068 {103}	167.079 {502}	189.042 {478}	208.959 {461}	455.403 { 74}	313.042 {108}	223.061 {451}	317.933 {106}	228.802 {447}
Units	ppm	ppm	ppm	ppm	ppm	ppm	ppm	ppm	ppm
Avg	**.00002**	**.00986**	W **-.00663**	**.00313**	**.00042**	**-.00011**	**-.00352**	**.02972**	**.00013**
Stddev	.00003	.00088	.00402	.00044	.00006	.00002	.00031	.00195	.00021
%RSD	140.60	8.8811	60.710	14.116	13.796	20.371	8.7484	6.5541	156.70
#1	.00005	.01048	-.00378	.00282	.00046	-.00012	-.00330	.03110	.00028
#2	.00000	.00924	-.00947	.00344	.00038	-.00009	-.00373	.02834	-.00001
Check ?	Chk Pass	Chk Pass	Chk Warn	Chk Pass	Chk Pass	Chk Pass	Chk Pass	Chk Pass	Chk Pass
High Limit			.00500						
Low Limit			-.00500						

Elem	Co2286	Cr2055	Cu3247	Fe2599	K_7664	Li6707	Mg2790	Mn2576	Mo2020
Line	228.616 {447}	205.560 {464}	324.754 {104}	259.940 {130}	766.490 { 44}	670.784 { 50}	279.079 {121}2	257.610 {131}	202.030 {467}
Units	ppm	ppm	ppm	ppm	ppm	ppm	ppm	ppm	ppm
Avg	**-.00050**	**-.00023**	**-.00009**	**.01728**	**.04597**	**-.00083**	**.01421**	**.00044**	**.00014**
Stddev	.00024	.00037	.00014	.00196	.00732	.00009	.00656	.00009	.00002
%RSD	46.961	163.93	160.69	11.338	15.914	10.280	46.139	21.076	16.988
#1	-.00034	-.00049	-.00019	.01589	.05115	-.00077	.01884	.00051	.00013
#2	-.00067	.00004	.00001	.01866	.04080	-.00089	.00957	.00038	.00016
Check ?	Chk Pass	Chk Pass	Chk Pass	Chk Pass	Chk Pass	Chk Pass	Chk Pass	Chk Pass	Chk Pass
High Limit									
Low Limit									

Elem	Na5895	Ni2316	P_1782	Pb2203	S_1820	Sb2068	Se1960	Si2881	Sn1899
Line	589.592 { 57}	231.604 {446}	178.284 {489}	220.353 {453}	182.034 {485}	206.833 {463}	196.090 {472}	288.158 {117}	189.989 {477}
Units	ppm	ppm	ppm	ppm	ppm	ppm	ppm	ppm	ppm
Avg	**.05386**	**.00042**	**.00212**	**.00075**	**.02360**	**.00088**	**-.00011**	**.00509**	**.00028**
Stddev	.00124	.00059	.00238	.00031	.00667	.00019	.00398	.00626	.00044
%RSD	2.3067	138.07	112.34	41.310	28.253	21.754	3686.1	123.09	157.80
#1	.05298	.00084	.00381	.00053	.01889	.00074	-.00292	.00952	.00059
#2	.05474	.00001	.00044	.00097	.02832	.00101	.00271	.00066	-.00003
Check ?	Chk Pass	Chk Pass	Chk Pass	Chk Pass	Chk Pass	Chk Pass	Chk Pass	Chk Pass	Chk Pass
High Limit									
Low Limit									

Elem	Sr4077	Th2837	Ti3349	Tl1908	U_3701	V_2924	Zn2062	Zr3391
Line	407.771 { 83}	283.730 {119}	334.904 {101}	190.856 {477}	370.152 { 91}	292.402 {115}	206.200 {163}	339.198 { 99}
Units	ppm	ppm	ppm	ppm	ppm	ppm	ppm	ppm
Avg	**.00021**	**-.00279**	**.00027**	**-.00337**	**.01727**	**.00031**	**.00308**	**.00016**
Stddev	.00004	.00109	.00030	.00115	.00497	.00045	.00025	.00070
%RSD	16.923	38.971	111.01	34.020	28.771	147.76	8.2295	451.42
#1	.00018	-.00356	.00006	-.00256	.02078	-.00001	.00326	-.00034
#2	.00023	-.00202	.00048	-.00419	.01376	.00063	.00290	.00065
Check ?	Chk Pass	Chk Pass	Chk Pass	Chk Pass	Chk Pass	Chk Pass	Chk Pass	Chk Pass
High Limit								
Low Limit								

Int. Std.	Y_2243	Y_3600	Y_3774
Line	224.306 {450}	360.073 { 94}	377.433 { 89}
Units	Cts/S	Cts/S	Cts/S
Avg	**1578.6**	**32939.**	**5836.9**
Stddev	1.7	50.	12.7
%RSD	.10895	.15101	.21686
#1	1579.8	32903.	5827.9
#2	1577.4	32974.	5845.8

Sample Name: LCS 280-326000/2-A Acquired: 5/21/2016 5:08:53 Type: Unk
Method: 6500_026(v10) Mode: CONC Corr. Factor: 1.000000
User: kellyca Custom ID1: Custom ID2: Custom ID3:
Comment: 326000 200.7

Elem	Ag3280	Al1670	As1890	B_2089	Ba4554	Be3130	Bi2230	Ca3179	Cd2288
Line	328.068 {103}	167.079 {502}	189.042 {478}	208.959 {461}	455.403 { 74}	313.042 {108}	223.061 {451}	317.933 {106}	228.802 {447}
Units	ppm	ppm	ppm	ppm	ppm	ppm	ppm	ppm	ppm
Avg	**.05102**	**2.0195**	**1.0733**	F **1.1003**	**2.0415**	**.05207**	F **2.2231**	**50.542**	**.10594**
Stddev	.00077	.0089	.0015	.0001	.0037	.00002	.0015	.019	.00075
%RSD	1.5018	.44195	.14463	.00766	.18074	.03198	.06849	.03824	.71192
#1	.05156	2.0132	1.0744	1.1003	2.0389	.05205	2.2220	50.528	.10647
#2	.05048	2.0258	1.0722	1.1002	2.0441	.05208	2.2242	50.556	.10540
Check ?	Chk Pass	Chk Pass	Chk Pass	Chk Fail	Chk Pass	Chk Pass	Chk Fail	Chk Pass	Chk Pass
High Limit				1.1000			2.2000		
Low Limit				.89000			1.8000		

Elem	Co2286	Cr2055	Cu3247	Fe2599	K_7664	Li6707	Mg2790	Mn2576	Mo2020
Line	228.616 {447}	205.560 {464}	324.754 {104}	259.940 {130}	766.490 { 44}	670.784 { 50}	279.079 {121}2	257.610 {131}	202.030 {467}
Units	ppm	ppm	ppm	ppm	ppm	ppm	ppm	ppm	ppm
Avg	**.51867**	F **.20703**	**.25891**	**1.0307**	**54.491**	**1.1117**	**50.973**	**.49905**	**1.0719**
Stddev	.00052	.00005	.00020	.0071	.188	.0032	.078	.00163	.0001
%RSD	.10012	.02199	.07814	.68975	.34494	.28783	.15307	.32752	.00536
#1	.51830	.20700	.25876	1.0257	54.358	1.1095	51.028	.50020	1.0719
#2	.51903	.20706	.25905	1.0357	54.624	1.1140	50.918	.49789	1.0718
Check ?	Chk Pass	Chk Fail	Chk Pass	Chk Pass	Chk Pass	Chk Pass	Chk Pass	Chk Pass	Chk Pass
High Limit		.05750							
Low Limit		.04300							

Elem	Na8183	Ni2316	P_1782	Pb2203	S_1820	Sb2068	Se1960	Si2881	Sn1899
Line	818.326 { 41}	231.604 {446}	178.284 {489}	220.353 {453}	182.034 {485}	206.833 {463}	196.090 {472}	288.158 {117}	189.989 {477}
Units	ppm	ppm	ppm	ppm	ppm	ppm	ppm	ppm	ppm
Avg	**52.880**	**.50850**	**10.778**	**.52809**	**2.0863**	**.53144**	**2.1210**	**10.018**	**1.9868**
Stddev	.323	.00245	.012	.00059	.0021	.00197	.0033	.014	.0034
%RSD	.61129	.48169	.11517	.11265	.10008	.36975	.15646	.13878	.17030
#1	52.652	.51023	10.787	.52851	2.0848	.53005	2.1233	10.008	1.9844
#2	53.109	.50677	10.770	.52767	2.0877	.53283	2.1186	10.028	1.9892
Check ?	Chk Pass	Chk Pass	Chk Pass	Chk Pass	Chk Pass	Chk Pass	Chk Pass	Chk Pass	Chk Pass
High Limit									
Low Limit									

Elem	Sr4077	Th2837	Ti3349	Tl1908	U_3701	V_2924	Zn2062	Zr3391
Line	407.771 { 83}	283.730 {119}	334.904 {101}	190.856 {477}	370.152 { 91}	292.402 {115}	206.200 {163}	339.198 { 99}
Units	ppm	ppm	ppm	ppm	ppm	ppm	ppm	ppm
Avg	**.98725**	**1.0023**	**.96472**	**2.0445**	**2.1417**	**.48525**	**.50639**	**.49544**
Stddev	.00400	.0006	.00009	.0053	.0150	.00201	.00209	.00547
%RSD	.40514	.05637	.00975	.26026	.69954	.41370	.41218	1.1031
#1	.98442	1.0019	.96465	2.0408	2.1311	.48667	.50492	.49158
#2	.99008	1.0027	.96478	2.0483	2.1523	.48383	.50787	.49931
Check ?	Chk Pass	Chk Pass	Chk Pass	Chk Pass	Chk Pass	Chk Pass	Chk Pass	Chk Pass
High Limit								
Low Limit								

Int. Std.	Y_2243	Y_3600	Y_3774
Line	224.306 {450}	360.073 { 94}	377.433 { 89}
Units	Cts/S	Cts/S	Cts/S
Avg	**1510.2**	**30893.**	**5717.2**
Stddev	1.1	11.	11.5
%RSD	.07361	.03585	.20114
#1	1511.0	30885.	5725.4
#2	1509.4	30901.	5709.1

Sample Name: LCSD 280-326000/3-A Acquired: 5/21/2016 5:11:30 Type: Unk
Method: 6500_026(v10) Mode: CONC Corr. Factor: 1.000000
User: kellyca Custom ID1: Custom ID2: Custom ID3:
Comment: 326000 200.7

Elem	Ag3280	Al1670	As1890	B_2089	Ba4554	Be3130	Bi2230	Ca3179	Cd2288
Line	328.068 {103}	167.079 {502}	189.042 {478}	208.959 {461}	455.403 { 74}	313.042 {108}	223.061 {451}	317.933 {106}	228.802 {447}
Units	ppm	ppm	ppm	ppm	ppm	ppm	ppm	ppm	ppm
Avg	**.05019**	**2.0149**	**1.0633**	**1.0988**	**2.0338**	**.05187**	F **2.2423**	**50.974**	**.10597**
Stddev	.00009	.0081	.0045	.0030	.0075	.00002	.0013	.125	.00019
%RSD	.17782	.40156	.42631	.27551	.36914	.04578	.05967	.24611	.18066
#1	.05013	2.0207	1.0601	1.0966	2.0285	.05188	2.2433	50.885	.10611
#2	.05026	2.0092	1.0665	1.1009	2.0391	.05185	2.2414	51.063	.10584
Check ?	Chk Pass	Chk Pass	Chk Pass	Chk Pass	Chk Pass	Chk Pass	Chk Fail	Chk Pass	Chk Pass
High Limit							2.2000		
Low Limit							1.8000		

Elem	Co2286	Cr2055	Cu3247	Fe2599	K_7664	Li6707	Mg2790	Mn2576	Mo2020
Line	228.616 {447}	205.560 {464}	324.754 {104}	259.940 {130}	766.490 { 44}	670.784 { 50}	279.079 {121}2	257.610 {131}	202.030 {467}
Units	ppm	ppm	ppm	ppm	ppm	ppm	ppm	ppm	ppm
Avg	**.51646**	F **.20635**	**.26016**	**1.0235**	**54.540**	**1.1068**	**51.043**	**.49759**	**1.0708**
Stddev	.00047	.00066	.00119	.0022	.032	.0037	.283	.00161	.0006
%RSD	.09155	.32001	.45714	.21406	.05952	.33131	.55431	.32318	.06105
#1	.51680	.20681	.25932	1.0220	54.517	1.1043	50.843	.49645	1.0712
#2	.51613	.20588	.26100	1.0251	54.563	1.1094	51.243	.49873	1.0703
Check ?	Chk Pass	Chk Fail	Chk Pass	Chk Pass	Chk Pass	Chk Pass	Chk Pass	Chk Pass	Chk Pass
High Limit		.05750							
Low Limit		.04300							

Elem	Na8183	Ni2316	P_1782	Pb2203	S_1820	Sb2068	Se1960	Si2881	Sn1899
Line	818.326 { 41}	231.604 {446}	178.284 {489}	220.353 {453}	182.034 {485}	206.833 {463}	196.090 {472}	288.158 {117}	189.989 {477}
Units	ppm	ppm	ppm	ppm	ppm	ppm	ppm	ppm	ppm
Avg	**52.866**	**.50876**	**10.764**	**.52854**	**2.0827**	**.53610**	**2.1275**	**10.037**	**1.9846**
Stddev	.219	.00099	.004	.00234	.0047	.00253	.0128	.048	.0029
%RSD	.41468	.19473	.03984	.44274	.22584	.47186	.60215	.48113	.14744
#1	52.711	.50806	10.767	.52688	2.0794	.53789	2.1184	10.003	1.9866
#2	53.021	.50946	10.761	.53019	2.0860	.53432	2.1365	10.071	1.9825
Check ?	Chk Pass	Chk Pass	Chk Pass	Chk Pass	Chk Pass	Chk Pass	Chk Pass	Chk Pass	Chk Pass
High Limit									
Low Limit									

Elem	Sr4077	Th2837	Ti3349	Tl1908	U_3701	V_2924	Zn2062	Zr3391
Line	407.771 { 83}	283.730 {119}	334.904 {101}	190.856 {477}	370.152 { 91}	292.402 {115}	206.200 {163}	339.198 { 99}
Units	ppm	ppm	ppm	ppm	ppm	ppm	ppm	ppm
Avg	**.98436**	**.99928**	**.96427**	**2.0531**	**2.1457**	**.48671**	**.50348**	**.49710**
Stddev	.00061	.00488	.00333	.0039	.0084	.00231	.00118	.00012
%RSD	.06155	.48876	.34528	.18835	.39365	.47429	.23447	.02375
#1	.98479	.99583	.96191	2.0503	2.1517	.48508	.50264	.49718
#2	.98393	1.0027	.96662	2.0558	2.1397	.48834	.50431	.49701
Check ?	Chk Pass	Chk Pass	Chk Pass	Chk Pass	Chk Pass	Chk Pass	Chk Pass	Chk Pass
High Limit								
Low Limit								

Int. Std.	Y_2243	Y_3600	Y_3774
Line	224.306 {450}	360.073 { 94}	377.433 { 89}
Units	Cts/S	Cts/S	Cts/S
Avg	**1513.7**	**30898.**	**5627.8**
Stddev	3.4	111.	2.2
%RSD	.22372	.35795	.03991
#1	1516.1	30976.	5626.2
#2	1511.3	30820.	5629.4

Sample Name: 280-83357-A-1-A Acquired: 5/21/2016 5:14:06 Type: Unk
Method: 6500_026(v10) Mode: CONC Corr. Factor: 1.000000
User: kellyca Custom ID1: Custom ID2: Custom ID3:
Comment: 326000 200.7

Elem	Ag3280	Al3092	As1890	B_2089	Ba4554	Be3130	Bi2230	Ca3179	Cd2288
Line	328.068 {103}	309.271 {109}	189.042 {478}	208.959 {461}	455.403 { 74}	313.042 {108}	223.061 {451}	317.933 {106}	228.802 {447}
Units	ppm	ppm	ppm	ppm	ppm	ppm	ppm	ppm	ppm
Avg	**.00349**	**4.7657**	**.92393**	**13.163**	W **15.381**	**.00074**	**.01675**	W **692.23**	**.00384**
Stddev	.00015	.0435	.00938	.046	.054	.00006	.00375	8.27	.00005
%RSD	4.3502	.91351	1.0152	.34997	.35347	8.8215	22.385	1.1944	1.2785
#1	.00338	4.7349	.93056	13.195	15.343	.00078	.01940	686.38	.00381
#2	.00359	4.7965	.91730	13.130	15.419	.00069	.01410	698.08	.00388
Check ?	Chk Pass	Chk Pass	Chk Pass	Chk Pass	Chk Warn	Chk Pass	Chk Pass	Chk Warn	Chk Pass
High Limit					12.000			500.00	
Low Limit					-.01000			-.05000	

Elem	Co2286	Cr2055	Cu3247	Fe2714	K_7664	Li6707	Mg2790	Mn2576	Mo2020
Line	228.616 {447}	205.560 {464}	324.754 {104}	271.441 {124}	766.490 { 44}	670.784 { 50}	279.079 {121}2	257.610 {131}	202.030 {467}
Units	ppm	ppm	ppm	ppm	ppm	ppm	ppm	ppm	ppm
Avg	**.03353**	W **.78822**	**.21099**	**350.95**	W **182.57**	**.14024**	**153.72**	F **23.045**	**.12505**
Stddev	.00029	.00107	.00081	3.56	1.00	.00067	.37	.010	.00132
%RSD	.86730	.13591	.38176	1.0148	.54951	.47583	.24211	.04354	1.0574
#1	.03333	.78897	.21156	348.43	181.86	.14071	153.98	23.052	.12411
#2	.03374	.78746	.21042	353.46	183.28	.13977	153.45	23.038	.12598
Check ?	Chk Pass	Chk Warn	Chk Pass	Chk Pass	Chk Warn	Chk Pass	Chk Pass	Chk Fail	Chk Pass
High Limit		.10000			100.00			20.000	
Low Limit		-.01000			-.50000			-.02000	

Elem	Na8183	Ni2316	P_1782	Pb2203	S_1820	Sb2068	Se1960	Si2881	Sn1899
Line	818.326 { 41}	231.604 {446}	178.284 {489}	220.353 {453}	182.034 {485}	206.833 {463}	196.090 {472}	288.158 {117}	189.989 {477}
Units	ppm	ppm	ppm	ppm	ppm	ppm	ppm	ppm	ppm
Avg	W **1217.6**	**.23724**	F **232.74**	**.00480**	F **321.74**	**.08278**	**.02889**	**41.296**	**.04301**
Stddev	8.8	.00073	.51	.00010	.83	.00143	.00315	.342	.00145
%RSD	.72667	.30715	.21715	2.1321	.25656	1.7289	10.911	.82850	3.3832
#1	1211.3	.23672	233.10	.00473	322.33	.08177	.03112	41.054	.04403
#2	1223.8	.23775	232.38	.00488	321.16	.08379	.02666	41.538	.04198
Check ?	Chk Warn	Chk Pass	Chk Fail	Chk Pass	Chk Fail	Chk Pass	Chk Pass	Chk Pass	Chk Pass
High Limit	500.00		50.000		200.00				
Low Limit	10.000		-2.0000		-.02000				

Elem	Sr4077	Th2837	Ti3349	Tl1908	U_3701	V_2924	Zn2062	Zr3391
Line	407.771 { 83}	283.730 {119}	334.904 {101}	190.856 {477}	370.152 { 91}	292.402 {115}	206.200 {163}	339.198 { 99}
Units	ppm	ppm	ppm	ppm	ppm	ppm	ppm	ppm
Avg	W **10.613**	F **-.02278**	**.32380**	W **-.01321**	F **-.27939**	**.16674**	**1.4800**	**.00668**
Stddev	.136	.00224	.00088	.00154	.02112	.00120	.0132	.00059
%RSD	1.2787	9.8198	.27280	11.692	7.5601	.71695	.89303	8.8352
#1	10.517	-.02120	.32318	-.01212	-.26446	.16759	1.4894	.00709
#2	10.709	-.02436	.32443	-.01430	-.29433	.16590	1.4707	.00626
Check ?	Chk Warn	Chk Fail	Chk Pass	Chk Warn	Chk Fail	Chk Pass	Chk Pass	Chk Pass
High Limit	10.000	50.000		5.0000	50.000			
Low Limit	-.01000	-.02000		-.01000	-.10000			

Int. Std.	Y_2243	Y_3600	Y_3774
Line	224.306 {450}	360.073 { 94}	377.433 { 89}
Units	Cts/S	Cts/S	Cts/S
Avg	**1261.3**	**26258.**	**5431.1**
Stddev	3.2	128.	31.6
%RSD	.25100	.48925	.58158
#1	1259.1	26167.	5453.5
#2	1263.6	26349.	5408.8

Sample Name: 280-83357-D-2-C Acquired: 5/21/2016 5:17:36 Type: Unk
Method: 6500_026(v10) Mode: CONC Corr. Factor: 1.000000
User: kellyca Custom ID1: Custom ID2: Custom ID3:
Comment: 326000 200.7

Elem	Ag3280	Al1670	As1890	B_2089	Ba4554	Be3130	Bi2230	Ca3179	Cd2288
Line	328.068 {103}	167.079 {502}	189.042 {478}	208.959 {461}	455.403 { 74}	313.042 {108}	223.061 {451}	317.933 {106}	228.802 {447}
Units	ppm	ppm	ppm	ppm	ppm	ppm	ppm	ppm	ppm
Avg	**-.00016**	**.01967**	**.04153**	**13.427**	**.45429**	**-.00023**	**-.00624**	**454.64**	**.00078**
Stddev	.00048	.00052	.00061	.006	.00290	.00005	.00004	.56	.00012
%RSD	291.93	2.6650	1.4749	.04755	.63858	20.871	.64586	.12386	15.406
#1	.00017	.01929	.04110	13.432	.45223	-.00020	-.00621	454.24	.00087
#2	-.00050	.02004	.04197	13.423	.45634	-.00026	-.00627	455.04	.00070
Check ?	Chk Pass	Chk Pass	Chk Pass	Chk Pass	Chk Pass	Chk Pass	Chk Pass	Chk Pass	Chk Pass
High Limit									
Low Limit									

Elem	Co2286	Cr2055	Cu3247	Fe2599	K_7664	Li6707	Mg2790	Mn2576	Mo2020
Line	228.616 {447}	205.560 {464}	324.754 {104}	259.940 {130}	766.490 { 44}	670.784 { 50}	279.079 {121}2	257.610 {131}	202.030 {467}
Units	ppm	ppm	ppm	ppm	ppm	ppm	ppm	ppm	ppm
Avg	**.01073**	**.01388**	**.00307**	**.35475**	W **176.41**	**.14927**	**147.58**	**.01257**	**.05009**
Stddev	.00036	.00002	.00038	.00630	1.22	.00058	.01	.00014	.00017
%RSD	3.3659	.16172	12.276	1.7749	.69303	.38539	.00864	1.1185	.34282
#1	.01048	.01387	.00334	.35920	175.54	.14886	147.57	.01267	.04997
#2	.01099	.01390	.00281	.35030	177.27	.14968	147.59	.01247	.05021
Check ?	Chk Pass	Chk Pass	Chk Pass	Chk Pass	Chk Warn	Chk Pass	Chk Pass	Chk Pass	Chk Pass
High Limit					100.00				
Low Limit					-.50000				

Elem	Na8183	Ni2316	P_1782	Pb2203	S_1820	Sb2068	Se1960	Si2881	Sn1899
Line	818.326 { 41}	231.604 {446}	178.284 {489}	220.353 {453}	182.034 {485}	206.833 {463}	196.090 {472}	288.158 {117}	189.989 {477}
Units	ppm	ppm	ppm	ppm	ppm	ppm	ppm	ppm	ppm
Avg	W **1351.4**	**.04297**	**2.5682**	W **-.00591**	F **297.28**	**.03633**	**-.00351**	**26.048**	**.00029**
Stddev	9.6	.00028	.0183	.00240	.83	.00311	.00041	.300	.00124
%RSD	.71358	.64221	.71110	40.551	.27789	8.5667	11.578	1.1512	432.80
#1	1344.6	.04317	2.5811	-.00422	297.86	.03413	-.00380	25.836	-.00059
#2	1358.3	.04278	2.5553	-.00761	296.69	.03853	-.00322	26.261	.00116
Check ?	Chk Warn	Chk Pass	Chk Pass	Chk Warn	Chk Fail	Chk Pass	Chk Pass	Chk Pass	Chk Pass
High Limit	500.00			10.000	200.00				
Low Limit	10.000			-.00300	-.02000				

Elem	Sr4077	Th2837	Ti3349	Tl1908	U_3701	V_2924	Zn2062	Zr3391
Line	407.771 { 83}	283.730 {119}	334.904 {101}	190.856 {477}	370.152 { 91}	292.402 {115}	206.200 {163}	339.198 { 99}
Units	ppm	ppm	ppm	ppm	ppm	ppm	ppm	ppm
Avg	**4.4760**	W **-.01121**	**.00154**	**-.00283**	**.03318**	**.00725**	**.01578**	**.00134**
Stddev	.0290	.00268	.00003	.00135	.00490	.00064	.00001	.00003
%RSD	.64910	23.888	1.9064	47.894	14.769	8.8782	.04301	2.1468
#1	4.4554	-.00932	.00156	-.00378	.02972	.00680	.01578	.00136
#2	4.4965	-.01310	.00151	-.00187	.03665	.00771	.01577	.00132
Check ?	Chk Pass	Chk Warn	Chk Pass	Chk Pass	Chk Pass	Chk Pass	Chk Pass	Chk Pass
High Limit		45.000						
Low Limit		-.01000						

Int. Std.	Y_2243	Y_3600	Y_3774
Line	224.306 {450}	360.073 { 94}	377.433 { 89}
Units	Cts/S	Cts/S	Cts/S
Avg	**1326.9**	**26989.**	**5399.9**
Stddev	1.0	15.	32.9
%RSD	.07835	.05640	.60983
#1	1326.2	26999.	5423.2
#2	1327.7	26978.	5376.6

Sample Name: 280-83357-D-2-C SD@5 Acquired: 5/21/2016 5:20:52 Type: Unk
Method: 6500_026(v10) Mode: CONC Corr. Factor: 1.000000
User: kellyca Custom ID1: Custom ID2: Custom ID3:
Comment: 326000 200.7

Elem	Ag3280	Al1670	As1890	B_2089	Ba4554	Be3130	Bi2230	Ca3179	Cd2288
Line	328.068 {103}	167.079 {502}	189.042 {478}	208.959 {461}	455.403 { 74}	313.042 {108}	223.061 {451}	317.933 {106}	228.802 {447}
Units	ppm	ppm	ppm	ppm	ppm	ppm	ppm	ppm	ppm
Avg	**-.00012**	**.00407**	**.00121**	**2.7456**	**.09043**	**-.00021**	**-.00102**	**93.471**	**.00010**
Stddev	.00041	.00154	.00027	.0031	.00026	.00000	.00247	.464	.00017
%RSD	343.78	37.735	22.480	.11336	.29139	.98860	242.59	.49656	161.26
#1	.00017	.00298	.00140	2.7478	.09024	-.00020	-.00276	93.142	.00022
#2	-.00041	.00516	.00102	2.7434	.09061	-.00021	.00073	93.799	-.00001
Check ?	Chk Pass	Chk Pass	Chk Pass	Chk Pass	Chk Pass	Chk Pass	Chk Pass	Chk Pass	Chk Pass
High Limit									
Low Limit									

Elem	Co2286	Cr2055	Cu3247	Fe2599	K_7664	Li6707	Mg2790	Mn2576	Mo2020
Line	228.616 {447}	205.560 {464}	324.754 {104}	259.940 {130}	766.490 { 44}	670.784 { 50}	279.079 {121}2	257.610 {131}	202.030 {467}
Units	ppm	ppm	ppm	ppm	ppm	ppm	ppm	ppm	ppm
Avg	**.00261**	**.00249**	**.00097**	**.09541**	**33.490**	**.02709**	**30.510**	**.00279**	**.01040**
Stddev	.00031	.00012	.00008	.00223	.165	.00099	.001	.00007	.00017
%RSD	11.709	4.8930	8.0651	2.3376	.49266	3.6585	.00281	2.5532	1.6636
#1	.00239	.00240	.00103	.09698	33.373	.02639	30.509	.00274	.01028
#2	.00282	.00258	.00091	.09383	33.607	.02779	30.510	.00284	.01053
Check ?	Chk Pass	Chk Pass	Chk Pass	Chk Pass	Chk Pass	Chk Pass	Chk Pass	Chk Pass	Chk Pass
High Limit									
Low Limit									

Elem	Na8183	Ni2316	P_1782	Pb2203	S_1820	Sb2068	Se1960	Si2881	Sn1899
Line	818.326 { 41}	231.604 {446}	178.284 {489}	220.353 {453}	182.034 {485}	206.833 {463}	196.090 {472}	288.158 {117}	189.989 {477}
Units	ppm	ppm	ppm	ppm	ppm	ppm	ppm	ppm	ppm
Avg	**259.47**	**.01000**	**.50628**	W **-.00306**	**55.779**	**.00743**	**-.00374**	**5.1080**	**-.00041**
Stddev	.98	.00032	.00102	.00151	.017	.00036	.00993	.0415	.00313
%RSD	.37622	3.1785	.20049	49.353	.03096	4.8487	265.13	.81229	756.72
#1	258.78	.01022	.50700	-.00200	55.791	.00718	.00328	5.0786	-.00262
#2	260.16	.00977	.50556	-.00413	55.767	.00769	-.01077	5.1373	.00180
Check ?	Chk Pass	Chk Pass	Chk Pass	Chk Warn	Chk Pass	Chk Pass	Chk Pass	Chk Pass	Chk Pass
High Limit				10.000					
Low Limit				-.00300					

Elem	Sr4077	Th2837	Ti3349	Tl1908	U_3701	V_2924	Zn2062	Zr3391
Line	407.771 { 83}	283.730 {119}	334.904 {101}	190.856 {477}	370.152 { 91}	292.402 {115}	206.200 {163}	339.198 { 99}
Units	ppm	ppm	ppm	ppm	ppm	ppm	ppm	ppm
Avg	**.89152**	**-.00589**	**.00033**	**-.00056**	**.01413**	**.00218**	**.00191**	**.00142**
Stddev	.00225	.00093	.00048	.00123	.00568	.00062	.00127	.00018
%RSD	.25235	15.768	147.79	220.38	40.196	28.382	66.802	12.690
#1	.88993	-.00524	-.00001	.00031	.01011	.00174	.00101	.00129
#2	.89311	-.00655	.00067	-.00143	.01814	.00261	.00281	.00155
Check ?	Chk Pass	Chk Pass	Chk Pass	Chk Pass	Chk Pass	Chk Pass	Chk Pass	Chk Pass
High Limit								
Low Limit								

Int. Std.	Y_2243	Y_3600	Y_3774
Line	224.306 {450}	360.073 { 94}	377.433 { 89}
Units	Cts/S	Cts/S	Cts/S
Avg	**1484.4**	**29967.**	**5608.0**
Stddev	3.5	48.	27.4
%RSD	.23380	.15921	.48808
#1	1481.9	30001.	5627.4
#2	1486.8	29933.	5588.7

Sample Name: 280-83357-D-2-D MS Acquired: 5/21/2016 5:23:43 Type: Unk
Method: 6500_026(v10) Mode: CONC Corr. Factor: 1.000000
User: kellyca Custom ID1: Custom ID2: Custom ID3:
Comment: 326000 200.7

Elem	Ag3280	Al1670	As1890	B_2089	Ba4554	Be3130	Bi2230	Ca3179	Cd2288
Line	328.068 {103}	167.079 {502}	189.042 {478}	208.959 {461}	455.403 { 74}	313.042 {108}	223.061 {451}	317.933 {106}	228.802 {447}
Units	ppm	ppm	ppm	ppm	ppm	ppm	ppm	ppm	ppm
Avg	**.05576**	**1.8622**	**1.1764**	**13.623**	**2.4462**	**.05127**	**2.2556**	**469.21**	**.11168**
Stddev	.00110	.0026	.0032	.019	.0219	.00028	.0095	.40	.00004
%RSD	1.9744	.13974	.27428	.13738	.89707	.55011	.42048	.08433	.03338
#1	.05654	1.8641	1.1742	13.636	2.4307	.05107	2.2623	469.49	.11165
#2	.05498	1.8604	1.1787	13.610	2.4617	.05147	2.2489	468.93	.11171
Check ?	Chk Pass	Chk Pass	Chk Pass	Chk Pass	Chk Pass	Chk Pass	Chk Pass	Chk Pass	Chk Pass
High Limit									
Low Limit									

Elem	Co2286	Cr2055	Cu3247	Fe2599	K_7664	Li6707	Mg2790	Mn2576	Mo2020
Line	228.616 {447}	205.560 {464}	324.754 {104}	259.940 {130}	766.490 { 44}	670.784 { 50}	279.079 {121}2	257.610 {131}	202.030 {467}
Units	ppm	ppm	ppm	ppm	ppm	ppm	ppm	ppm	ppm
Avg	**.48545**	W **.21011**	**.27859**	**1.2534**	W **222.06**	**1.3311**	**186.84**	**.48457**	**1.0773**
Stddev	.00132	.00087	.00279	.0150	2.00	.0189	.13	.00115	.0010
%RSD	.27185	.41313	1.0005	1.1967	.90047	1.4175	.06819	.23633	.08976
#1	.48452	.21073	.28056	1.2428	220.64	1.3178	186.75	.48376	1.0780
#2	.48639	.20950	.27662	1.2640	223.47	1.3445	186.93	.48538	1.0767
Check ?	Chk Pass	Chk Warn	Chk Pass	Chk Pass	Chk Warn	Chk Pass	Chk Pass	Chk Pass	Chk Pass
High Limit		.10000			100.00				
Low Limit		-.01000			-.50000				

Elem	Na8183	Ni2316	P_1782	Pb2203	S_1820	Sb2068	Se1960	Si2881	Sn1899
Line	818.326 { 41}	231.604 {446}	178.284 {489}	220.353 {453}	182.034 {485}	206.833 {463}	196.090 {472}	288.158 {117}	189.989 {477}
Units	ppm	ppm	ppm	ppm	ppm	ppm	ppm	ppm	ppm
Avg	W **1322.3**	**.50231**	**14.056**	**.46990**	F **280.40**	**.59336**	**2.2870**	**33.061**	**1.8528**
Stddev	9.9	.00039	.037	.00335	.31	.00032	.0116	.161	.0040
%RSD	.74770	.07726	.26233	.71279	.11105	.05412	.50821	.48698	.21662
#1	1315.3	.50203	14.082	.46753	280.62	.59359	2.2952	32.948	1.8500
#2	1329.3	.50258	14.030	.47227	280.18	.59314	2.2788	33.175	1.8556
Check ?	Chk Warn	Chk Pass	Chk Pass	Chk Pass	Chk Fail	Chk Pass	Chk Pass	Chk Pass	Chk Pass
High Limit	500.00				200.00				
Low Limit	10.000				-.02000				

Elem	Sr4077	Th2837	Ti3349	Tl1908	U_3701	V_2924	Zn2062	Zr3391
Line	407.771 { 83}	283.730 {119}	334.904 {101}	190.856 {477}	370.152 { 91}	292.402 {115}	206.200 {163}	339.198 { 99}
Units	ppm	ppm	ppm	ppm	ppm	ppm	ppm	ppm
Avg	**5.1276**	**.98932**	**.96107**	**1.6724**	**2.0985**	**.48764**	**.47859**	**.49526**
Stddev	.0238	.00078	.00303	.0028	.0007	.00055	.00477	.00165
%RSD	.46467	.07861	.31483	.16809	.03459	.11287	.99653	.33297
#1	5.1108	.98987	.96321	1.6744	2.0990	.48802	.47522	.49409
#2	5.1445	.98877	.95893	1.6704	2.0980	.48725	.48197	.49642
Check ?	Chk Pass	Chk Pass	Chk Pass	Chk Pass	Chk Pass	Chk Pass	Chk Pass	Chk Pass
High Limit								
Low Limit								

Int. Std.	Y_2243	Y_3600	Y_3774
Line	224.306 {450}	360.073 { 94}	377.433 { 89}
Units	Cts/S	Cts/S	Cts/S
Avg	**1319.3**	**26892.**	**5387.4**
Stddev	.0	46.	26.1
%RSD	.00165	.17219	.48514
#1	1319.3	26925.	5368.9
#2	1319.3	26859.	5405.9

Sample Name: 280-83357-D-2-E MSD Acquired: 5/21/2016 5:27:03 Type: Unk
Method: 6500_026(v10) Mode: CONC Corr. Factor: 1.000000
User: kellyca Custom ID1: Custom ID2: Custom ID3:
Comment: 326000 200.7

Elem	Ag3280	Al1670	As1890	B_2089	Ba4554	Be3130	Bi2230	Ca3179	Cd2288
Line	328.068 {103}	167.079 {502}	189.042 {478}	208.959 {461}	455.403 { 74}	313.042 {108}	223.061 {451}	317.933 {106}	228.802 {447}
Units	ppm	ppm	ppm	ppm	ppm	ppm	ppm	ppm	ppm
Avg	**.05828**	**1.9214**	**1.2170**	**13.773**	**2.5073**	**.05281**	**2.3378**	**476.42**	**.11536**
Stddev	.00009	.0001	.0008	.019	.0129	.00002	.0004	1.13	.00052
%RSD	.15651	.00731	.06348	.13476	.51358	.02853	.01933	.23660	.45167
#1	.05822	1.9213	1.2175	13.786	2.4982	.05280	2.3375	475.62	.11499
#2	.05835	1.9215	1.2164	13.760	2.5164	.05282	2.3381	477.22	.11573
Check ?	Chk Pass	Chk Pass	Chk Pass	Chk Pass	Chk Pass	Chk Pass	Chk Pass	Chk Pass	Chk Pass
High Limit									
Low Limit									

Elem	Co2286	Cr2055	Cu3247	Fe2599	K_7664	Li6707	Mg2790	Mn2576	Mo2020
Line	228.616 {447}	205.560 {464}	324.754 {104}	259.940 {130}	766.490 { 44}	670.784 { 50}	279.079 {121}2	257.610 {131}	202.030 {467}
Units	ppm	ppm	ppm	ppm	ppm	ppm	ppm	ppm	ppm
Avg	**.50235**	W **.21740**	**.28599**	**1.2968**	W **224.61**	**1.3652**	**189.08**	**.50095**	**1.1143**
Stddev	.00016	.00003	.00114	.0042	1.08	.0105	.07	.00026	.0007
%RSD	.03123	.01566	.39925	.32217	.47925	.76652	.03696	.05248	.06366
#1	.50224	.21743	.28680	1.2938	223.85	1.3578	189.13	.50077	1.1148
#2	.50246	.21738	.28519	1.2997	225.37	1.3726	189.03	.50114	1.1138
Check ?	Chk Pass	Chk Warn	Chk Pass	Chk Pass	Chk Warn	Chk Pass	Chk Pass	Chk Pass	Chk Pass
High Limit		.10000			100.00				
Low Limit		-.01000			-.50000				

Elem	Na8183	Ni2316	P_1782	Pb2203	S_1820	Sb2068	Se1960	Si2881	Sn1899
Line	818.326 { 41}	231.604 {446}	178.284 {489}	220.353 {453}	182.034 {485}	206.833 {463}	196.090 {472}	288.158 {117}	189.989 {477}
Units	ppm	ppm	ppm	ppm	ppm	ppm	ppm	ppm	ppm
Avg	W **1332.3**	**.51815**	**14.460**	**.48487**	F **282.65**	**.61678**	**2.3573**	**33.522**	**1.9225**
Stddev	5.0	.00055	.042	.00144	.38	.00339	.0100	.083	.0026
%RSD	.37704	.10645	.28827	.29628	.13324	.54956	.42352	.24849	.13458
#1	1328.8	.51854	14.489	.48589	282.91	.61918	2.3502	33.463	1.9243
#2	1335.9	.51776	14.430	.48386	282.38	.61438	2.3644	33.581	1.9206
Check ?	Chk Warn	Chk Pass	Chk Pass	Chk Pass	Chk Fail	Chk Pass	Chk Pass	Chk Pass	Chk Pass
High Limit	500.00				200.00				
Low Limit	10.000				-.02000				

Elem	Sr4077	Th2837	Ti3349	Tl1908	U_3701	V_2924	Zn2062	Zr3391
Line	407.771 { 83}	283.730 {119}	334.904 {101}	190.856 {477}	370.152 { 91}	292.402 {115}	206.200 {163}	339.198 { 99}
Units	ppm	ppm	ppm	ppm	ppm	ppm	ppm	ppm
Avg	**5.1467**	**1.0316**	**.99467**	**1.7325**	**2.1404**	**.49987**	**.49706**	**.50737**
Stddev	.0181	.0022	.00035	.0060	.0232	.00189	.00101	.00328
%RSD	.35272	.20939	.03483	.34787	1.0823	.37781	.20362	.64609
#1	5.1595	1.0301	.99491	1.7282	2.1240	.50120	.49778	.50505
#2	5.1339	1.0331	.99442	1.7367	2.1568	.49853	.49635	.50969
Check ?	Chk Pass	Chk Pass	Chk Pass	Chk Pass	Chk Pass	Chk Pass	Chk Pass	Chk Pass
High Limit								
Low Limit								

Int. Std.	Y_2243	Y_3600	Y_3774
Line	224.306 {450}	360.073 { 94}	377.433 { 89}
Units	Cts/S	Cts/S	Cts/S
Avg	**1314.3**	**26853.**	**5336.0**
Stddev	1.5	38.	23.4
%RSD	.11656	.14036	.43916
#1	1313.2	26880.	5319.5
#2	1315.4	26827.	5352.6

Sample Name: 280-83357-D-3-C Acquired: 5/21/2016 5:30:22 Type: Unk
Method: 6500_026(v10) Mode: CONC Corr. Factor: 1.000000
User: kellyca Custom ID1: Custom ID2: Custom ID3:
Comment: 326000 200.7

Elem	Ag3280	Al1670	As1890	B_2089	Ba4554	Be3130	Bi2230	Ca3179	Cd2288
Line	328.068 {103}	167.079 {502}	189.042 {478}	208.959 {461}	455.403 { 74}	313.042 {108}	223.061 {451}	317.933 {106}	228.802 {447}
Units	ppm	ppm	ppm	ppm	ppm	ppm	ppm	ppm	ppm
Avg	**-.00035**	**.07339**	**.06958**	**12.817**	**.74080**	**-.00008**	**.00019**	**431.63**	**.00045**
Stddev	.00053	.00265	.00288	.035	.00302	.00010	.00080	.34	.00033
%RSD	151.23	3.6146	4.1351	.27686	.40719	121.16	427.83	.07771	74.539
#1	-.00073	.07151	.06755	12.842	.73866	-.00001	.00075	431.39	.00021
#2	.00002	.07526	.07161	12.792	.74293	-.00015	-.00038	431.87	.00068
Check ?	Chk Pass	Chk Pass	Chk Pass	Chk Pass	Chk Pass	Chk Pass	Chk Pass	Chk Pass	Chk Pass
High Limit									
Low Limit									

Elem	Co2286	Cr2055	Cu3247	Fe2599	K_7664	Li6707	Mg2790	Mn2576	Mo2020
Line	228.616 {447}	205.560 {464}	324.754 {104}	259.940 {130}	766.490 { 44}	670.784 { 50}	279.079 {121}2	257.610 {131}	202.030 {467}
Units	ppm	ppm	ppm	ppm	ppm	ppm	ppm	ppm	ppm
Avg	**.01040**	**.02443**	**.00647**	**8.6372**	W **163.59**	**.13866**	**138.13**	**.79714**	**.05083**
Stddev	.00088	.00030	.00059	.0292	.90	.00100	1.15	.00816	.00032
%RSD	8.4625	1.2272	9.0526	.33837	.54761	.71787	.83556	1.0239	.63061
#1	.01102	.02465	.00605	8.6166	162.95	.13796	137.31	.79137	.05060
#2	.00978	.02422	.00688	8.6579	164.22	.13937	138.95	.80291	.05105
Check ?	Chk Pass	Chk Pass	Chk Pass	Chk Pass	Chk Warn	Chk Pass	Chk Pass	Chk Pass	Chk Pass
High Limit					100.00				
Low Limit					-.50000				

Elem	Na8183	Ni2316	P_1782	Pb2203	S_1820	Sb2068	Se1960	Si2881	Sn1899
Line	818.326 { 41}	231.604 {446}	178.284 {489}	220.353 {453}	182.034 {485}	206.833 {463}	196.090 {472}	288.158 {117}	189.989 {477}
Units	ppm	ppm	ppm	ppm	ppm	ppm	ppm	ppm	ppm
Avg	W **983.99**	**.04466**	**1.4266**	W **-.00313**	F **279.29**	**.03489**	**.00630**	**25.125**	**.00103**
Stddev	4.37	.00019	.0049	.00088	.61	.00069	.00942	.114	.00089
%RSD	.44369	.43524	.34574	28.130	.21930	1.9716	149.65	.45490	86.659
#1	980.90	.04452	1.4301	-.00250	279.73	.03537	-.00037	25.044	.00166
#2	987.08	.04480	1.4232	-.00375	278.86	.03440	.01296	25.205	.00040
Check ?	Chk Warn	Chk Pass	Chk Pass	Chk Warn	Chk Fail	Chk Pass	Chk Pass	Chk Pass	Chk Pass
High Limit	500.00			10.000	200.00				
Low Limit	10.000			-.00300	-.02000				

Elem	Sr4077	Th2837	Ti3349	Tl1908	U_3701	V_2924	Zn2062	Zr3391
Line	407.771 { 83}	283.730 {119}	334.904 {101}	190.856 {477}	370.152 { 91}	292.402 {115}	206.200 {163}	339.198 { 99}
Units	ppm	ppm	ppm	ppm	ppm	ppm	ppm	ppm
Avg	**4.3230**	W **-.01152**	**.01009**	**-.00575**	**.01198**	**.01246**	**.02003**	**.00203**
Stddev	.0248	.00088	.00059	.00396	.00195	.00054	.00174	.00080
%RSD	.57330	7.6107	5.8224	68.836	16.251	4.3423	8.7076	39.315
#1	4.3055	-.01090	.01051	-.00295	.01336	.01284	.01880	.00260
#2	4.3405	-.01214	.00968	-.00855	.01060	.01207	.02127	.00147
Check ?	Chk Pass	Chk Warn	Chk Pass	Chk Pass	Chk Pass	Chk Pass	Chk Pass	Chk Pass
High Limit		45.000						
Low Limit		-.01000						

Int. Std.	Y_2243	Y_3600	Y_3774
Line	224.306 {450}	360.073 { 94}	377.433 { 89}
Units	Cts/S	Cts/S	Cts/S
Avg	**1330.4**	**27265.**	**5399.0**
Stddev	3.9	198.	1.9
%RSD	.29157	.72782	.03601
#1	1327.7	27406.	5397.6
#2	1333.2	27125.	5400.3

Sample Name: ccvh-3900196 Acquired: 5/21/2016 5:33:34 Type: QC
Method: 6500_026(v10) Mode: CONC Corr. Factor: 1.000000
User: kellyca Custom ID1: Custom ID2: Custom ID3:
Comment:

Elem	Ag3280	Al3092	As1890	B_2089	Ba4554	Be3130	Bi2230	Ca3179	Cd2288	Co2286	Cr2055	Cu3247	Fe2714
Units	ppm	ppm	ppm	ppm	ppm	ppm	ppm	ppm	ppm	ppm	ppm	ppm	ppm
Avg	**-.00146**	**46.886**	**-.00273**	**.04681**	**.00012**	**-.00038**	**1.0537**	**-.01428**	**-.00092**	**.00273**	**-.00069**	**.00733**	**47.203**
Stddev	.00014	.190	.00591	.00172	.00002	.00001	.0016	.01556	.00010	.00044	.00007	.00018	.223
%RSD	9.5200	.40551	216.55	3.6679	18.212	2.4322	.15594	108.94	10.917	15.997	10.306	2.4715	.47160
#1	-.00156	46.752	.00145	.04803	.00011	-.00039	1.0549	-.00328	-.00099	.00242	-.00074	.00746	47.046
#2	-.00136	47.021	-.00691	.04560	.00014	-.00038	1.0526	-.02528	-.00085	.00304	-.00064	.00720	47.361
Check ?	None	Chk Pass	None	None	None	None	Chk Pass	None	None	None	None	None	Chk Pass
Value													
Range													

Elem	K_7664	Li6707	Mg2790	Mn2576	Mo2020	Na8183	Ni2316	P_1782	Pb2203	S_1820	Sb2068	Se1960	Si2881
Units	ppm	ppm	ppm	ppm	ppm	ppm	ppm	ppm	ppm	ppm	ppm	ppm	ppm
Avg	**.28560**	**-.00025**	**.15616**	**-.00077**	**-.00213**	**258.44**	**-.00068**	**.01408**	**-.00203**	**5.0688**	**-.00027**	**-.00001**	**.02071**
Stddev	.06962	.00094	.00282	.00007	.00052	1.18	.00012	.00171	.00011	.0076	.00323	.00058	.01459
%RSD	24.376	371.56	1.8082	8.8063	24.417	.45514	17.966	12.120	5.3492	.15030	1195.4	7107.8	70.438
#1	.33482	.00041	.15416	-.00082	-.00249	257.60	-.00076	.01288	-.00211	5.0634	-.00256	.00040	.03102
#2	.23637	-.00092	.15815	-.00072	-.00176	259.27	-.00059	.01529	-.00196	5.0742	.00201	-.00042	.01039
Check ?	None	None	None	None	None	Chk Pass	None	None	None	Chk Pass	None	None	None
Value													
Range													

Elem	Sn1899	Sr4077	Th2837	Ti3349	Tl1908	U_3701	V_2924	Zn2062	Zr3391
Units	ppm	ppm	ppm	ppm	ppm	ppm	ppm	ppm	ppm
Avg	**.00164**	**.00074**	**4.9394**	**.02549**	**-.00274**	**10.127**	**-.01649**	**-.00259**	**-.00747**
Stddev	.00136	.00006	.0180	.00044	.00171	.001	.00035	.00148	.00325
%RSD	82.927	8.6433	.36435	1.7159	62.569	.01402	2.0944	56.921	43.450
#1	.00260	.00079	4.9521	.02580	-.00395	10.128	-.01624	-.00155	-.00976
#2	.00068	.00070	4.9267	.02519	-.00153	10.126	-.01673	-.00364	-.00517
Check ?	None	None	Chk Pass	None	None	Chk Pass	None	None	None
Value									
Range									

Int. Std.	Y_2243	Y_3600	Y_3774
Units	Cts/S	Cts/S	Cts/S
Avg	**1519.7**	**30841.**	**5663.9**
Stddev	2.0	81.	.9
%RSD	.13039	.26256	.01544
#1	1518.3	30784.	5663.2
#2	1521.1	30899.	5664.5

Sample Name: ccv-3900195 Acquired: 5/21/2016 5:36:29 Type: QC
Method: 6500_026(v10) Mode: CONC Corr. Factor: 1.000000
User: kellyca Custom ID1: Custom ID2: Custom ID3:
Comment:

Elem	Ag3280	Al1670	As1890	B_2089	Ba4554	Be3130	Bi2230	Ca3179	Cd2288	Co2286	Cr2055	Cu3247
Units	ppm	ppm	ppm	ppm	ppm	ppm	ppm	ppm	ppm	ppm	ppm	ppm
Avg	**.50021**	**.52079**	**1.0152**	F **.56502**	**.50261**	**.51156**	**-.00303**	**5.0254**	**.51959**	**.51920**	**.51076**	**.50355**
Stddev	.00085	.00161	.0098	.00030	.00255	.00257	.00280	.0463	.00041	.00046	.00178	.00075
%RSD	.16972	.30861	.96790	.05290	.50795	.50167	92.486	.92049	.07976	.08902	.34890	.14936
#1	.49961	.52193	1.0082	.56481	.50081	.50975	-.00105	4.9927	.51930	.51953	.50950	.50301
#2	.50081	.51966	1.0221	.56523	.50442	.51338	-.00501	5.0581	.51988	.51888	.51202	.50408
Check ?	Chk Pass	Chk Pass	Chk Pass	Chk Fail	Chk Pass	Chk Pass	None	Chk Pass	Chk Pass	Chk Pass	Chk Pass	Chk Pass
Value				.50000								
Range				10.000%								

Elem	Fe2599	K_7664	Li6707	Mg2790	Mn2576	Mo2020	Na5895	Ni2316	P_1782	Pb2203	S_1820	Sb2068
Units	ppm	ppm	ppm	ppm	ppm	ppm	ppm	ppm	ppm	ppm	ppm	ppm
Avg	**2.4642**	**53.288**	**1.0927**	**20.247**	**.49953**	**.51506**	**5.3828**	**.50993**	**1.0364**	**1.0466**	**.02057**	**1.0367**
Stddev	.0140	.199	.0058	.010	.00046	.00231	.0317	.00116	.0035	.0016	.00151	.0009
%RSD	.56821	.37432	.53410	.04938	.09166	.44766	.58873	.22755	.33808	.15058	7.3630	.08261
#1	2.4543	53.147	1.0886	20.255	.49920	.51343	5.3604	.51075	1.0389	1.0477	.01949	1.0361
#2	2.4741	53.429	1.0968	20.240	.49985	.51669	5.4052	.50911	1.0339	1.0455	.02164	1.0373
Check ?	Chk Pass	Chk Pass	Chk Pass	Chk Pass	Chk Pass	Chk Pass	Chk Pass	Chk Pass	Chk Pass	Chk Pass	None	Chk Pass
Value												
Range												

Elem	Se1960	Si2881	Sn1899	Sr4077	Th2837	Ti3349	Tl1908	U_3701	V_2924	Zn2062	Zr3391
Units	ppm	ppm	ppm	ppm	ppm	ppm	ppm	ppm	ppm	ppm	ppm
Avg	**1.0150**	**5.0022**	**1.0085**	**.49441**	**-.00185**	**.48054**	**1.0437**	**.02251**	**.48270**	**.49823**	**.49886**
Stddev	.0058	.0051	.0006	.00324	.00114	.00070	.0060	.02549	.00223	.00167	.00025
%RSD	.56938	.10212	.05786	.65474	61.615	.14509	.57158	113.24	.46233	.33425	.05098
#1	1.0109	5.0058	1.0081	.49212	-.00266	.48005	1.0479	.04053	.48427	.49705	.49868
#2	1.0191	4.9986	1.0090	.49670	-.00105	.48104	1.0395	.00448	.48112	.49941	.49904
Check ?	Chk Pass	Chk Pass	Chk Pass	Chk Pass	None	Chk Pass	Chk Pass	None	Chk Pass	Chk Pass	Chk Pass
Value											
Range											

Int. Std.	Y_2243	Y_3600	Y_3774
Units	Cts/S	Cts/S	Cts/S
Avg	**1554.4**	**31631.**	**5635.4**
Stddev	6.0	15.	3.2
%RSD	.38845	.04896	.05729
#1	1558.7	31620.	5637.6
#2	1550.2	31642.	5633.1

Sample Name: ccb Acquired: 5/21/2016 5:39:09 Type: QC
Method: 6500_026(v10) Mode: CONC Corr. Factor: 1.000000
User: kellyca Custom ID1: Custom ID2: Custom ID3:
Comment:

Elem	Ag3280	Al1670	As1890	B_2089	Ba4554	Be3130	Bi2230	Ca3179	Cd2288	Co2286	Cr2055
Units	ppm	ppm	ppm	ppm	ppm	ppm	ppm	ppm	ppm	ppm	ppm
Avg	**.00008**	**.00022**	W **-.00448**	F **.02538**	**.00013**	**-.00002**	**-.00295**	**.01520**	**.00001**	**-.00038**	**-.00026**
Stddev	.00011	.00131	.00214	.00075	.00010	.00005	.00164	.00463	.00006	.00003	.00015
%RSD	133.10	590.09	47.691	2.9427	75.286	248.74	55.533	30.435	515.21	9.0772	58.259
#1	.00000	-.00071	-.00297	.02590	.00020	-.00005	-.00179	.01847	-.00003	-.00040	-.00036
#2	.00016	.00115	-.00600	.02485	.00006	.00001	-.00411	.01193	.00006	-.00036	-.00015
Check ?	Chk Pass	Chk Pass	Chk Warn	Chk Fail	Chk Pass	Chk Pass	None	Chk Pass	Chk Pass	Chk Pass	Chk Pass
High Limit			.00440	.00312							
Low Limit			-.00440	-.00312							

Elem	Cu3247	Fe2599	K_7664	Li6707	Mg2790	Mn2576	Mo2020	Na5895	Ni2316	P_1782	Pb2203
Units	ppm	ppm	ppm	ppm	ppm	ppm	ppm	ppm	ppm	ppm	ppm
Avg	**.00027**	**.00179**	**.14221**	**-.00049**	**.00907**	**.00008**	**.00065**	W **.09378**	**-.00052**	**.00848**	**.00006**
Stddev	.00020	.00176	.00339	.00045	.00231	.00006	.00005	.00308	.00026	.00368	.00113
%RSD	73.049	98.349	2.3821	92.776	25.519	74.092	7.9866	3.2821	49.771	43.398	1804.8
#1	.00013	.00304	.14460	-.00081	.01071	.00012	.00062	.09160	-.00071	.01108	.00086
#2	.00041	.00055	.13981	-.00017	.00743	.00004	.00069	.09596	-.00034	.00588	-.00073
Check ?	Chk Pass	Chk Pass	Chk Pass	Chk Pass	Chk Pass	Chk Pass	Chk Pass	Chk Warn	Chk Pass	Chk Pass	Chk Pass
High Limit								.09160			
Low Limit								-.09160			

Elem	S_1820	Sb2068	Se1960	Si2881	Sn1899	Sr4077	Th2837	Ti3349	Tl1908	U_3701	V_2924
Units	ppm	ppm	ppm	ppm	ppm	ppm	ppm	ppm	ppm	ppm	ppm
Avg	**.01512**	W **.00341**	**.00102**	**-.00731**	**.00091**	**.00017**	**-.00439**	**-.00003**	**-.00074**	**.02363**	**.00069**
Stddev	.00051	.00135	.00518	.00522	.00043	.00002	.00004	.00051	.00158	.00650	.00003
%RSD	3.3921	39.446	506.93	71.397	47.353	11.729	.87745	1664.5	213.67	27.487	4.6193
#1	.01476	.00246	.00468	-.01100	.00060	.00015	-.00442	.00033	.00038	.01904	.00066
#2	.01548	.00437	-.00264	-.00362	.00121	.00018	-.00436	-.00039	-.00186	.02823	.00071
Check ?	None	Chk Warn	Chk Pass	Chk Pass	Chk Pass	Chk Pass	Chk Pass	Chk Pass	Chk Pass	Chk Pass	Chk Pass
High Limit		.00314									
Low Limit		-.00314									

Elem	Zn2062	Zr3391
Units	ppm	ppm
Avg	**-.00058**	**.00118**
Stddev	.00172	.00022
%RSD	296.42	18.915
#1	.00064	.00134
#2	-.00180	.00102
Check ?	Chk Pass	Chk Pass
High Limit		
Low Limit		

Int. Std.	Y_2243	Y_3600	Y_3774
Units	Cts/S	Cts/S	Cts/S
Avg	**1584.8**	**32267.**	**5681.0**
Stddev	3.5	130.	26.7
%RSD	.22054	.40263	.47083
#1	1587.2	32359.	5700.0
#2	1582.3	32176.	5662.1

Sample Name: ccvl-3903059 Acquired: 5/21/2016 5:41:58 Type: QC
Method: 6500_026(v10) Mode: CONC Corr. Factor: 1.000000
User: kellyca Custom ID1: Custom ID2: Custom ID3:
Comment:

Elem	Ag3280	Al1670	As1890	B_2089	Ba4554	Be3130	Bi2230	Ca3179	Cd2288	Co2286	Cr2055	Cu3247
Units	ppm	ppm	ppm	ppm	ppm	ppm	ppm	ppm	ppm	ppm	ppm	ppm
Avg	**.00994**	**.10542**	**.01242**	**.12807**	**.01021**	**.00095**	**.11266**	**.20755**	**.00504**	**.00985**	**.01028**	**.01608**
Stddev	.00030	.00016	.00287	.00068	.00003	.00004	.00170	.00502	.00013	.00018	.00009	.00038
%RSD	3.0266	.14730	23.140	.52838	.27486	4.1446	1.5049	2.4193	2.5001	1.8494	.85700	2.3863
#1	.00973	.10531	.01445	.12855	.01023	.00092	.11146	.21110	.00513	.00972	.01034	.01581
#2	.01015	.10553	.01039	.12759	.01019	.00097	.11386	.20400	.00495	.00998	.01021	.01635
Check ?	Chk Pass	Chk Pass	Chk Pass	Chk Pass	Chk Pass	Chk Pass	Chk Pass	Chk Pass	Chk Pass	Chk Pass	Chk Pass	Chk Pass
Value												
Range												

Elem	Fe2599	K_7664	Li6707	Mg2790	Mn2576	Mo2020	Na5895	Ni2316	P_1782	Pb2203	S_1820	Sb2068
Units	ppm	ppm	ppm	ppm	ppm	ppm	ppm	ppm	ppm	ppm	ppm	ppm
Avg	**.10452**	**3.3204**	**.01089**	**.21710**	**.01035**	**.02127**	**1.1242**	**.04188**	**3.0340**	**.01037**	**.00984**	**.02145**
Stddev	.00281	.0175	.00052	.00934	.00009	.00013	.0019	.00015	.0003	.00288	.00221	.00025
%RSD	2.6899	.52794	4.7691	4.3033	.84379	.62347	.16466	.35223	.00821	27.813	22.466	1.1835
#1	.10253	3.3080	.01125	.22371	.01041	.02136	1.1255	.04178	3.0338	.01241	.00827	.02163
#2	.10650	3.3328	.01052	.21050	.01029	.02118	1.1229	.04199	3.0341	.00833	.01140	.02128
Check ?	Chk Pass	Chk Pass	Chk Pass	Chk Pass	Chk Pass	Chk Pass	Chk Pass	Chk Pass	Chk Pass	Chk Pass	None	Chk Pass
Value												
Range												

Elem	Se1960	Si2881	Sn1899	Sr4077	Th2837	Ti3349	Tl1908	U_3701	V_2924	Zn2062	Zr3391
Units	ppm	ppm	ppm	ppm	ppm	ppm	ppm	ppm	ppm	ppm	ppm
Avg	**.01740**	**.50313**	**.10549**	**.01001**	F **.01014**	**.00953**	**.01472**	F **.11505**	**.00960**	**.01924**	**.01572**
Stddev	.00208	.01010	.00243	.00007	.00098	.00002	.00222	.01039	.00015	.00068	.00196
%RSD	11.949	2.0075	2.3042	.68503	9.6638	.22195	15.067	9.0338	1.5760	3.5169	12.445
#1	.01593	.51028	.10721	.00996	.00945	.00952	.01315	.12240	.00971	.01876	.01710
#2	.01887	.49599	.10378	.01006	.01083	.00955	.01628	.10770	.00949	.01972	.01434
Check ?	Chk Pass	Chk Pass	Chk Pass	Chk Pass	Chk Fail	Chk Pass	Chk Pass	Chk Fail	Chk Pass	Chk Pass	Chk Pass
Value					.01500			.06000			
Range					-30.000%			30.000%			

Int. Std.	Y_2243	Y_3600	Y_3774
Units	Cts/S	Cts/S	Cts/S
Avg	**1580.1**	**32242.**	**5700.5**
Stddev	4.7	17.	31.8
%RSD	.29712	.05340	.55720
#1	1583.4	32254.	5678.0
#2	1576.8	32230.	5722.9

Sample Name: MB 280-326087/1-B Acquired: 5/21/2016 5:44:47 Type: Unk
Method: 6500_026(v10) Mode: CONC Corr. Factor: 1.000000
User: kellyca Custom ID1: 5/20 Custom ID2: Custom ID3:
Comment: 326184 200.7

Elem	Ag3280	Al1670	As1890	B_2089	Ba4554	Be3130	Bi2230	Ca3179	Cd2288
Line	328.068 {103}	167.079 {502}	189.042 {478}	208.959 {461}	455.403 { 74}	313.042 {108}	223.061 {451}	317.933 {106}	228.802 {447}
Units	ppm	ppm	ppm	ppm	ppm	ppm	ppm	ppm	ppm
Avg	**.00017**	**.00157**	**.00076**	F **.01596**	**.00009**	**-.00004**	**-.00086**	**.02233**	**.00005**
Stddev	.00075	.00019	.00061	.00038	.00007	.00005	.00148	.00238	.00002
%RSD	443.36	12.327	80.588	2.3946	84.802	118.44	171.74	10.653	45.848
#1	-.00036	.00171	.00033	.01623	.00004	-.00008	-.00191	.02065	.00007
#2	.00070	.00143	.00119	.01569	.00014	-.00001	.00018	.02401	.00003
Check ?	Chk Pass	Chk Pass	Chk Pass	Chk Fail	Chk Pass	Chk Pass	Chk Pass	Chk Pass	Chk Pass
High Limit				.01000					
Low Limit				-.01000					

Elem	Co2286	Cr2055	Cu3247	Fe2599	K_7664	Li6707	Mg2790	Mn2576	Mo2020
Line	228.616 {447}	205.560 {464}	324.754 {104}	259.940 {130}	766.490 { 44}	670.784 { 50}	279.079 {121}2	257.610 {131}	202.030 {467}
Units	ppm	ppm	ppm	ppm	ppm	ppm	ppm	ppm	ppm
Avg	**-.00016**	**-.00016**	**.00041**	**.00811**	**.08194**	**-.00046**	**.00861**	**.00038**	**-.00009**
Stddev	.00035	.00038	.00006	.00010	.00756	.00075	.00241	.00005	.00027
%RSD	226.22	246.02	15.610	1.2014	9.2220	160.76	27.950	12.115	287.70
#1	-.00041	-.00043	.00036	.00818	.08729	.00006	.01031	.00042	.00010
#2	.00009	.00011	.00045	.00804	.07660	-.00099	.00691	.00035	-.00028
Check ?	Chk Pass	Chk Pass	Chk Pass	Chk Pass	Chk Pass	Chk Pass	Chk Pass	Chk Pass	Chk Pass
High Limit									
Low Limit									

Elem	Na5895	Ni2316	P_1782	Pb2203	S_1820	Sb2068	Se1960	Si2881	Sn1899
Line	589.592 { 57}	231.604 {446}	178.284 {489}	220.353 {453}	182.034 {485}	206.833 {463}	196.090 {472}	288.158 {117}	189.989 {477}
Units	ppm	ppm	ppm	ppm	ppm	ppm	ppm	ppm	ppm
Avg	**.05598**	**.00013**	W **.00578**	**-.00192**	**.01626**	**.00215**	**-.00392**	**-.00306**	**.00072**
Stddev	.00346	.00039	.00000	.00305	.00371	.00261	.00248	.01147	.00061
%RSD	6.1757	296.17	.07960	158.81	22.847	121.19	63.341	374.54	84.951
#1	.05354	.00040	.00578	.00024	.01888	.00031	-.00217	.00505	.00116
#2	.05843	-.00014	.00578	-.00408	.01363	.00400	-.00568	-.01118	.00029
Check ?	Chk Pass	Chk Pass	Chk Warn	Chk Pass	Chk Pass	Chk Pass	Chk Pass	Chk Pass	Chk Pass
High Limit			.00500						
Low Limit			-.00500						

Elem	Sr4077	Th2837	Ti3349	Tl1908	U_3701	V_2924	Zn2062	Zr3391
Line	407.771 { 83}	283.730 {119}	334.904 {101}	190.856 {477}	370.152 { 91}	292.402 {115}	206.200 {163}	339.198 { 99}
Units	ppm	ppm	ppm	ppm	ppm	ppm	ppm	ppm
Avg	**.00010**	**-.00411**	**.00012**	**-.00077**	**.02450**	**.00021**	**.00182**	**.00078**
Stddev	.00003	.00065	.00019	.00108	.01051	.00010	.00024	.00014
%RSD	27.241	15.918	161.01	141.20	42.916	48.832	12.927	17.933
#1	.00012	-.00365	-.00002	-.00153	.03193	.00014	.00165	.00068
#2	.00008	-.00457	.00025	-.00000	.01706	.00028	.00198	.00088
Check ?	Chk Pass	Chk Pass	Chk Pass	Chk Pass	Chk Pass	Chk Pass	Chk Pass	Chk Pass
High Limit								
Low Limit								

Int. Std.	Y_2243	Y_3600	Y_3774
Line	224.306 {450}	360.073 { 94}	377.433 { 89}
Units	Cts/S	Cts/S	Cts/S
Avg	**1585.0**	**32593.**	**5708.1**
Stddev	.4	10.	22.5
%RSD	.02368	.03136	.39455
#1	1585.3	32586.	5724.0
#2	1584.8	32600.	5692.1

Sample Name: LCS 280-326087/2-B Acquired: 5/21/2016 5:47:36 Type: Unk
Method: 6500_026(v10) Mode: CONC Corr. Factor: 1.000000
User: kellyca Custom ID1: Custom ID2: Custom ID3:
Comment: 326184 200.7

Elem	Ag3280	Al1670	As1890	B_2089	Ba4554	Be3130	Bi2230	Ca3179	Cd2288
Line	328.068 {103}	167.079 {502}	189.042 {478}	208.959 {461}	455.403 { 74}	313.042 {108}	223.061 {451}	317.933 {106}	228.802 {447}
Units	ppm	ppm	ppm	ppm	ppm	ppm	ppm	ppm	ppm
Avg	**.05136**	**2.0097**	**1.0621**	F **1.1108**	**2.0222**	**.05156**	F **2.2095**	**49.839**	**.10492**
Stddev	.00031	.0004	.0073	.0012	.0042	.00024	.0014	.036	.00022
%RSD	.59394	.01801	.68798	.11148	.20639	.46514	.06288	.07185	.20594
#1	.05115	2.0094	1.0672	1.1099	2.0251	.05173	2.2085	49.865	.10476
#2	.05158	2.0100	1.0569	1.1117	2.0192	.05139	2.2105	49.814	.10507
Check ?	Chk Pass	Chk Pass	Chk Pass	Chk Fail	Chk Pass	Chk Pass	Chk Fail	Chk Pass	Chk Pass
High Limit				1.1000			2.2000		
Low Limit				.89000			1.8000		

Elem	Co2286	Cr2055	Cu3247	Fe2599	K_7664	Li6707	Mg2790	Mn2576	Mo2020
Line	228.616 {447}	205.560 {464}	324.754 {104}	259.940 {130}	766.490 { 44}	670.784 { 50}	279.079 {121}2	257.610 {131}	202.030 {467}
Units	ppm	ppm	ppm	ppm	ppm	ppm	ppm	ppm	ppm
Avg	**.51084**	F **.20452**	**.25781**	**.97477**	**54.681**	**1.1107**	**51.126**	**.49334**	**1.0591**
Stddev	.00007	.00016	.00090	.00054	.086	.0034	.110	.00061	.0017
%RSD	.01429	.07633	.34746	.05560	.15685	.30828	.21482	.12296	.16084
#1	.51078	.20441	.25718	.97515	54.742	1.1131	51.048	.49291	1.0578
#2	.51089	.20463	.25845	.97439	54.620	1.1083	51.203	.49377	1.0603
Check ?	Chk Pass	Chk Fail	Chk Pass	Chk Pass	Chk Pass	Chk Pass	Chk Pass	Chk Pass	Chk Pass
High Limit		.05750							
Low Limit		.04300							

Elem	Na8183	Ni2316	P_1782	Pb2203	S_1820	Sb2068	Se1960	Si2881	Sn1899
Line	818.326 { 41}	231.604 {446}	178.284 {489}	220.353 {453}	182.034 {485}	206.833 {463}	196.090 {472}	288.158 {117}	189.989 {477}
Units	ppm	ppm	ppm	ppm	ppm	ppm	ppm	ppm	ppm
Avg	**52.911**	**.50598**	**10.783**	**.52543**	**2.0865**	**.53899**	**2.1317**	**9.9007**	**1.9979**
Stddev	.004	.00031	.008	.00381	.0078	.00374	.0086	.0133	.0056
%RSD	.00712	.06094	.07827	.72591	.37638	.69319	.40201	.13423	.28189
#1	52.913	.50620	10.789	.52813	2.0920	.53635	2.1257	9.8913	1.9939
#2	52.908	.50576	10.777	.52273	2.0809	.54164	2.1378	9.9101	2.0019
Check ?	Chk Pass	Chk Pass	Chk Pass	Chk Pass	Chk Pass	Chk Pass	Chk Pass	Chk Pass	Chk Pass
High Limit									
Low Limit									

Elem	Sr4077	Th2837	Ti3349	Tl1908	U_3701	V_2924	Zn2062	Zr3391
Line	407.771 { 83}	283.730 {119}	334.904 {101}	190.856 {477}	370.152 { 91}	292.402 {115}	206.200 {163}	339.198 { 99}
Units	ppm	ppm	ppm	ppm	ppm	ppm	ppm	ppm
Avg	**.98874**	**.98980**	**.96984**	**2.0526**	**2.1197**	**.48238**	**.49691**	**.49430**
Stddev	.00149	.00170	.00179	.0004	.0130	.00119	.00398	.00519
%RSD	.15059	.17189	.18486	.02032	.61366	.24664	.80193	1.0504
#1	.98980	.98860	.97110	2.0523	2.1105	.48154	.49973	.49797
#2	.98769	.99100	.96857	2.0529	2.1288	.48322	.49409	.49063
Check ?	Chk Pass	Chk Pass	Chk Pass	Chk Pass	Chk Pass	Chk Pass	Chk Pass	Chk Pass
High Limit								
Low Limit								

Int. Std.	Y_2243	Y_3600	Y_3774
Line	224.306 {450}	360.073 { 94}	377.433 { 89}
Units	Cts/S	Cts/S	Cts/S
Avg	**1511.0**	**30773.**	**5690.8**
Stddev	2.6	1.	2.9
%RSD	.17020	.00337	.05101
#1	1512.8	30772.	5692.9
#2	1509.2	30773.	5688.8

Sample Name: 280-82991-D-1-B Acquired: 5/21/2016 5:50:13 Type: Unk
Method: 6500_026(v10) Mode: CONC Corr. Factor: 1.000000
User: kellyca Custom ID1: Custom ID2: Custom ID3:
Comment: 326184 200.7

Elem	Ag3280	Al1670	As1890	B_2089	Ba4554	Be3130	Bi2230	Ca3179	Cd2288
Line	328.068 {103}	167.079 {502}	189.042 {478}	208.959 {461}	455.403 { 74}	313.042 {108}	223.061 {451}	317.933 {106}	228.802 {447}
Units	ppm	ppm	ppm	ppm	ppm	ppm	ppm	ppm	ppm
Avg	**.00011**	**.00304**	**.00122**	**.21858**	**1.3457**	**-.00005**	**-.00099**	W **604.69**	**.00157**
Stddev	.00072	.00025	.00242	.00113	.0042	.00002	.00208	1.11	.00049
%RSD	632.25	8.1226	198.06	.51481	.31195	37.227	210.93	.18315	31.411
#1	-.00039	.00287	.00294	.21937	1.3427	-.00004	-.00245	603.91	.00122
#2	.00062	.00322	-.00049	.21778	1.3486	-.00006	.00048	605.48	.00191
Check ?	Chk Pass	Chk Pass	Chk Pass	Chk Pass	Chk Pass	Chk Pass	Chk Pass	Chk Warn	Chk Pass
High Limit								500.00	
Low Limit								-.05000	

Elem	Co2286	Cr2055	Cu3247	Fe2599	K_7664	Li6707	Mg2790	Mn2576	Mo2020
Line	228.616 {447}	205.560 {464}	324.754 {104}	259.940 {130}	766.490 { 44}	670.784 { 50}	279.079 {121}2	257.610 {131}	202.030 {467}
Units	ppm	ppm	ppm	ppm	ppm	ppm	ppm	ppm	ppm
Avg	**.00842**	**.00015**	**.00384**	**.01043**	**6.4942**	**.09137**	**293.28**	**3.7122**	**.00210**
Stddev	.00056	.00003	.00016	.00112	.0229	.00116	1.27	.0108	.00000
%RSD	6.6590	16.492	4.1373	10.768	.35289	1.2707	.43292	.29169	.13476
#1	.00802	.00017	.00395	.01122	6.4780	.09055	294.18	3.7198	.00210
#2	.00881	.00014	.00372	.00964	6.5104	.09219	292.38	3.7045	.00210
Check ?	Chk Pass	Chk Pass	Chk Pass	Chk Pass	Chk Pass	Chk Pass	Chk Pass	Chk Pass	Chk Pass
High Limit									
Low Limit									

Elem	Na8183	Ni2316	P_1782	Pb2203	S_1820	Sb2068	Se1960	Si2881	Sn1899
Line	818.326 { 41}	231.604 {446}	178.284 {489}	220.353 {453}	182.034 {485}	206.833 {463}	196.090 {472}	288.158 {117}	189.989 {477}
Units	ppm	ppm	ppm	ppm	ppm	ppm	ppm	ppm	ppm
Avg	W **1353.4**	**.00603**	**.01539**	W **-.00550**	**44.846**	**-.00156**	**-.00093**	**6.1742**	**-.00196**
Stddev	3.2	.00072	.00100	.00131	.058	.00065	.00171	.0293	.00022
%RSD	.23356	11.928	6.5172	23.917	.12975	41.681	182.62	.47373	11.074
#1	1351.1	.00552	.01610	-.00457	44.887	-.00110	.00027	6.1535	-.00211
#2	1355.6	.00654	.01468	-.00642	44.804	-.00202	-.00214	6.1949	-.00180
Check ?	Chk Warn	Chk Pass	Chk Pass	Chk Warn	Chk Pass	Chk Pass	Chk Pass	Chk Pass	Chk Pass
High Limit	500.00			10.000					
Low Limit	10.000			-.00300					

Elem	Sr4077	Th2837	Ti3349	Tl1908	U_3701	V_2924	Zn2062	Zr3391
Line	407.771 { 83}	283.730 {119}	334.904 {101}	190.856 {477}	370.152 { 91}	292.402 {115}	206.200 {163}	339.198 { 99}
Units	ppm	ppm	ppm	ppm	ppm	ppm	ppm	ppm
Avg	**6.4310**	W **-.01292**	**.00215**	**-.00471**	**.06341**	**.00062**	**.00328**	**.00191**
Stddev	.0647	.00184	.00025	.00055	.00598	.00015	.00239	.00061
%RSD	1.0066	14.214	11.803	11.703	9.4363	24.058	72.675	31.750
#1	6.3852	-.01162	.00233	-.00432	.06764	.00052	.00160	.00148
#2	6.4768	-.01422	.00197	-.00510	.05917	.00073	.00497	.00234
Check ?	Chk Pass	Chk Warn	Chk Pass	Chk Pass	Chk Pass	Chk Pass	Chk Pass	Chk Pass
High Limit		45.000						
Low Limit		-.01000						

Int. Std.	Y_2243	Y_3600	Y_3774
Line	224.306 {450}	360.073 { 94}	377.433 { 89}
Units	Cts/S	Cts/S	Cts/S
Avg	**1283.6**	**26093.**	**5289.7**
Stddev	1.0	9.	35.7
%RSD	.08048	.03448	.67482
#1	1284.4	26086.	5314.9
#2	1282.9	26099.	5264.4

Sample Name: 280-82991-D-1-B SD@5 Acquired: 5/21/2016 5:53:42 Type: Unk
Method: 6500_026(v10) Mode: CONC Corr. Factor: 1.000000
User: kellyca Custom ID1: Custom ID2: Custom ID3:
Comment: 326184 200.7

Elem	Ag3280	Al1670	As1890	B_2089	Ba4554	Be3130	Bi2230	Ca3179	Cd2288
Line	328.068 {103}	167.079 {502}	189.042 {478}	208.959 {461}	455.403 { 74}	313.042 {108}	223.061 {451}	317.933 {106}	228.802 {447}
Units	ppm	ppm	ppm	ppm	ppm	ppm	ppm	ppm	ppm
Avg	**-.00021**	**.00441**	**-.00087**	**.05110**	**.26620**	**-.00007**	**-.00176**	**124.97**	**.00035**
Stddev	.00057	.00055	.00639	.00117	.00061	.00003	.00188	.07	.00031
%RSD	275.66	12.567	737.79	2.2884	.23008	38.325	106.96	.05331	88.081
#1	-.00061	.00402	-.00538	.05192	.26576	-.00009	-.00309	125.02	.00013
#2	.00020	.00480	.00365	.05027	.26663	-.00005	-.00043	124.92	.00057
Check ?	Chk Pass	Chk Pass	Chk Pass	Chk Pass	Chk Pass	Chk Pass	Chk Pass	Chk Pass	Chk Pass
High Limit									
Low Limit									

Elem	Co2286	Cr2055	Cu3247	Fe2599	K_7664	Li6707	Mg2790	Mn2576	Mo2020
Line	228.616 {447}	205.560 {464}	324.754 {104}	259.940 {130}	766.490 { 44}	670.784 { 50}	279.079 {121}2	257.610 {131}	202.030 {467}
Units	ppm	ppm	ppm	ppm	ppm	ppm	ppm	ppm	ppm
Avg	**.00234**	**-.00032**	**.00116**	**.02472**	**1.2230**	**.01524**	**58.477**	**.76223**	**.00053**
Stddev	.00021	.00010	.00025	.00189	.0038	.00067	.071	.00000	.00090
%RSD	8.7816	30.786	21.350	7.6393	.31089	4.4269	.12149	.00053	171.07
#1	.00220	-.00025	.00134	.02339	1.2257	.01476	58.427	.76223	-.00011
#2	.00249	-.00039	.00099	.02606	1.2203	.01572	58.527	.76222	.00116
Check ?	Chk Pass	Chk Pass	Chk Pass	Chk Pass	Chk Pass	Chk Pass	Chk Pass	Chk Pass	Chk Pass
High Limit									
Low Limit									

Elem	Na8183	Ni2316	P_1782	Pb2203	S_1820	Sb2068	Se1960	Si2881	Sn1899
Line	818.326 { 41}	231.604 {446}	178.284 {489}	220.353 {453}	182.034 {485}	206.833 {463}	196.090 {472}	288.158 {117}	189.989 {477}
Units	ppm	ppm	ppm	ppm	ppm	ppm	ppm	ppm	ppm
Avg	**257.45**	**.00174**	**.00084**	**-.00194**	**8.1398**	**.00008**	**.00950**	**1.1833**	**.00116**
Stddev	.02	.00037	.00087	.00371	.0144	.00062	.00390	.0053	.00253
%RSD	.00862	21.043	104.11	190.72	.17656	769.57	41.000	.45076	218.05
#1	257.43	.00200	.00022	.00068	8.1296	.00052	.00675	1.1795	-.00063
#2	257.46	.00148	.00145	-.00457	8.1499	-.00036	.01226	1.1870	.00295
Check ?	Chk Pass	Chk Pass	Chk Pass	Chk Pass	Chk Pass	Chk Pass	Chk Pass	Chk Pass	Chk Pass
High Limit									
Low Limit									

Elem	Sr4077	Th2837	Ti3349	Tl1908	U_3701	V_2924	Zn2062	Zr3391
Line	407.771 { 83}	283.730 {119}	334.904 {101}	190.856 {477}	370.152 { 91}	292.402 {115}	206.200 {163}	339.198 { 99}
Units	ppm	ppm	ppm	ppm	ppm	ppm	ppm	ppm
Avg	**1.2822**	**-.00712**	**.00032**	**-.00345**	**.02981**	**.00055**	**-.00044**	**.00197**
Stddev	.0020	.00112	.00028	.00049	.00789	.00090	.00168	.00102
%RSD	.15768	15.771	86.764	14.335	26.459	163.34	382.41	51.838
#1	1.2808	-.00633	.00052	-.00310	.03538	.00119	.00075	.00125
#2	1.2837	-.00792	.00012	-.00380	.02423	-.00009	-.00163	.00269
Check ?	Chk Pass	Chk Pass	Chk Pass	Chk Pass	Chk Pass	Chk Pass	Chk Pass	Chk Pass
High Limit								
Low Limit								

Int. Std.	Y_2243	Y_3600	Y_3774
Line	224.306 {450}	360.073 { 94}	377.433 { 89}
Units	Cts/S	Cts/S	Cts/S
Avg	**1456.7**	**29378.**	**5508.2**
Stddev	.3	70.	20.3
%RSD	.01862	.23873	.36787
#1	1456.9	29427.	5493.8
#2	1456.5	29328.	5522.5

Sample Name: 280-82991-D-1-C MS Acquired: 5/21/2016 5:56:34 Type: Unk
Method: 6500_026(v10) Mode: CONC Corr. Factor: 1.000000
User: kellyca Custom ID1: Custom ID2: Custom ID3:
Comment: 326184 200.7

Elem	Ag3280	Al1670	As1890	B_2089	Ba4554	Be3130	Bi2230	Ca3179	Cd2288
Line	328.068 {103}	167.079 {502}	189.042 {478}	208.959 {461}	455.403 { 74}	313.042 {108}	223.061 {451}	317.933 {106}	228.802 {447}
Units	ppm	ppm	ppm	ppm	ppm	ppm	ppm	ppm	ppm
Avg	**.05760**	**1.8303**	**1.1235**	**1.2846**	**3.3674**	**.04952**	**2.2818**	W **657.17**	**.11307**
Stddev	.00078	.0043	.0034	.0043	.0317	.00031	.0006	.07	.00081
%RSD	1.3553	.23240	.30071	.33623	.94091	.63503	.02772	.01127	.71692
#1	.05705	1.8333	1.1211	1.2876	3.3450	.04929	2.2823	657.12	.11365
#2	.05815	1.8273	1.1259	1.2815	3.3898	.04974	2.2814	657.22	.11250
Check ?	Chk Pass	Chk Pass	Chk Pass	Chk Pass	Chk Pass	Chk Pass	Chk Pass	Chk Warn	Chk Pass
High Limit								500.00	
Low Limit								-.05000	

Elem	Co2286	Cr2055	Cu3247	Fe2599	K_7664	Li6707	Mg2790	Mn2576	Mo2020
Line	228.616 {447}	205.560 {464}	324.754 {104}	259.940 {130}	766.490 { 44}	670.784 { 50}	279.079 {121}2	257.610 {131}	202.030 {467}
Units	ppm	ppm	ppm	ppm	ppm	ppm	ppm	ppm	ppm
Avg	**.47619**	W **.19427**	**.27781**	**.93193**	**66.982**	**1.2925**	**345.48**	**4.1949**	**1.0144**
Stddev	.00205	.00007	.00011	.00609	.581	.0135	.18	.0030	.0045
%RSD	.43127	.03620	.04004	.65378	.86733	1.0423	.05072	.07148	.44591
#1	.47764	.19432	.27789	.92762	66.571	1.2830	345.36	4.1971	1.0176
#2	.47473	.19422	.27773	.93623	67.393	1.3020	345.61	4.1928	1.0112
Check ?	Chk Pass	Chk Warn	Chk Pass	Chk Pass	Chk Pass	Chk Pass	Chk Pass	Chk Pass	Chk Pass
High Limit		.10000							
Low Limit		-.01000							

Elem	Na8183	Ni2316	P_1782	Pb2203	S_1820	Sb2068	Se1960	Si2881	Sn1899
Line	818.326 { 41}	231.604 {446}	178.284 {489}	220.353 {453}	182.034 {485}	206.833 {463}	196.090 {472}	288.158 {117}	189.989 {477}
Units	ppm	ppm	ppm	ppm	ppm	ppm	ppm	ppm	ppm
Avg	W **1430.5**	**.46017**	**11.655**	**.46766**	**47.808**	**.56201**	**2.2742**	**16.363**	**1.8519**
Stddev	13.2	.00113	.021	.00157	.103	.00012	.0088	.079	.0085
%RSD	.91979	.24577	.17903	.33607	.21473	.02097	.38756	.48366	.45918
#1	1421.2	.46097	11.670	.46878	47.881	.56192	2.2804	16.307	1.8579
#2	1439.8	.45937	11.641	.46655	47.736	.56209	2.2680	16.419	1.8459
Check ?	Chk Warn	Chk Pass	Chk Pass	Chk Pass	Chk Pass	Chk Pass	Chk Pass	Chk Pass	Chk Pass
High Limit	500.00								
Low Limit	10.000								

Elem	Sr4077	Th2837	Ti3349	Tl1908	U_3701	V_2924	Zn2062	Zr3391
Line	407.771 { 83}	283.730 {119}	334.904 {101}	190.856 {477}	370.152 { 91}	292.402 {115}	206.200 {163}	339.198 { 99}
Units	ppm	ppm	ppm	ppm	ppm	ppm	ppm	ppm
Avg	**7.4173**	**.97956**	**.95480**	**1.6736**	**2.0275**	**.47827**	**.46205**	**.48558**
Stddev	.0743	.00475	.00092	.0046	.0204	.00056	.00026	.00078
%RSD	1.0018	.48539	.09600	.27370	1.0076	.11623	.05601	.15997
#1	7.3647	.97620	.95545	1.6768	2.0131	.47866	.46187	.48503
#2	7.4698	.98292	.95416	1.6704	2.0420	.47788	.46224	.48613
Check ?	Chk Pass	Chk Pass	Chk Pass	Chk Pass	Chk Pass	Chk Pass	Chk Pass	Chk Pass
High Limit								
Low Limit								

Int. Std.	Y_2243	Y_3600	Y_3774
Line	224.306 {450}	360.073 { 94}	377.433 { 89}
Units	Cts/S	Cts/S	Cts/S
Avg	**1275.6**	**25946.**	**5253.9**
Stddev	2.1	15.	12.9
%RSD	.16748	.05881	.24459
#1	1274.1	25956.	5244.8
#2	1277.2	25935.	5262.9

Sample Name: 280-82991-D-1-D MSD Acquired: 5/21/2016 5:59:54 Type: Unk
Method: 6500_026(v10) Mode: CONC Corr. Factor: 1.000000
User: kellyca Custom ID1: Custom ID2: Custom ID3:
Comment: 326184 200.7

Elem	Ag3280	Al1670	As1890	B_2089	Ba4554	Be3130	Bi2230	Ca3179	Cd2288
Line	328.068 {103}	167.079 {502}	189.042 {478}	208.959 {461}	455.403 { 74}	313.042 {108}	223.061 {451}	317.933 {106}	228.802 {447}
Units	ppm	ppm	ppm	ppm	ppm	ppm	ppm	ppm	ppm
Avg	**.05804**	**1.8377**	**1.1310**	**1.2869**	**3.3819**	**.05000**	**2.2939**	W **660.37**	**.11370**
Stddev	.00030	.0061	.0039	.0035	.0051	.00001	.0074	.16	.00003
%RSD	.52272	.33000	.34297	.27400	.15179	.02475	.32240	.02400	.02788
#1	.05783	1.8419	1.1338	1.2894	3.3783	.04999	2.2992	660.48	.11368
#2	.05826	1.8334	1.1283	1.2844	3.3856	.05000	2.2887	660.25	.11373
Check ?	Chk Pass	Chk Pass	Chk Pass	Chk Pass	Chk Pass	Chk Pass	Chk Pass	Chk Warn	Chk Pass
High Limit								500.00	
Low Limit								-.05000	

Elem	Co2286	Cr2055	Cu3247	Fe2599	K_7664	Li6707	Mg2790	Mn2576	Mo2020
Line	228.616 {447}	205.560 {464}	324.754 {104}	259.940 {130}	766.490 { 44}	670.784 { 50}	279.079 {121}2	257.610 {131}	202.030 {467}
Units	ppm	ppm	ppm	ppm	ppm	ppm	ppm	ppm	ppm
Avg	**.47898**	W **.19620**	**.28031**	**.93753**	**67.410**	**1.3015**	**341.47**	**4.1703**	**1.0383**
Stddev	.00029	.00007	.00074	.01160	.131	.0039	.06	.0055	.0024
%RSD	.06085	.03416	.26514	1.2374	.19388	.29885	.01897	.13088	.23302
#1	.47918	.19615	.27978	.92933	67.318	1.2987	341.52	4.1741	1.0400
#2	.47877	.19624	.28083	.94573	67.502	1.3042	341.43	4.1664	1.0366
Check ?	Chk Pass	Chk Warn	Chk Pass	Chk Pass	Chk Pass	Chk Pass	Chk Pass	Chk Pass	Chk Pass
High Limit		.10000							
Low Limit		-.01000							

Elem	Na8183	Ni2316	P_1782	Pb2203	S_1820	Sb2068	Se1960	Si2881	Sn1899
Line	818.326 { 41}	231.604 {446}	178.284 {489}	220.353 {453}	182.034 {485}	206.833 {463}	196.090 {472}	288.158 {117}	189.989 {477}
Units	ppm	ppm	ppm	ppm	ppm	ppm	ppm	ppm	ppm
Avg	W **1427.5**	**.46284**	**11.618**	**.46752**	**47.145**	**.57151**	**2.2605**	**16.616**	**1.8781**
Stddev	2.0	.00203	.054	.00192	.190	.00300	.0118	.010	.0021
%RSD	.13750	.43887	.46211	.41086	.40325	.52472	.52097	.06195	.11068
#1	1426.1	.46427	11.656	.46888	47.279	.56939	2.2688	16.623	1.8766
#2	1428.9	.46140	11.580	.46616	47.010	.57363	2.2522	16.609	1.8795
Check ?	Chk Warn	Chk Pass	Chk Pass	Chk Pass	Chk Pass	Chk Pass	Chk Pass	Chk Pass	Chk Pass
High Limit	500.00								
Low Limit	10.000								

Elem	Sr4077	Th2837	Ti3349	Tl1908	U_3701	V_2924	Zn2062	Zr3391
Line	407.771 { 83}	283.730 {119}	334.904 {101}	190.856 {477}	370.152 { 91}	292.402 {115}	206.200 {163}	339.198 { 99}
Units	ppm	ppm	ppm	ppm	ppm	ppm	ppm	ppm
Avg	**7.4832**	**.97579**	**.96861**	**1.6712**	**2.0791**	**.48037**	**.45733**	**.49228**
Stddev	.0114	.00366	.00049	.0019	.0158	.00135	.00018	.00048
%RSD	.15189	.37559	.05046	.11447	.76007	.28149	.04038	.09695
#1	7.4752	.97320	.96896	1.6699	2.0679	.47941	.45720	.49262
#2	7.4913	.97838	.96826	1.6726	2.0903	.48133	.45746	.49195
Check ?	Chk Pass	Chk Pass	Chk Pass	Chk Pass	Chk Pass	Chk Pass	Chk Pass	Chk Pass
High Limit								
Low Limit								

Int. Std.	Y_2243	Y_3600	Y_3774
Line	224.306 {450}	360.073 { 94}	377.433 { 89}
Units	Cts/S	Cts/S	Cts/S
Avg	**1270.2**	**25955.**	**5173.9**
Stddev	2.3	35.	40.6
%RSD	.18323	.13535	.78379
#1	1268.5	25930.	5145.2
#2	1271.8	25980.	5202.5

Sample Name: 280-82991-D-2-B Acquired: 5/21/2016 6:03:14 Type: Unk
Method: 6500_026(v10) Mode: CONC Corr. Factor: 1.000000
User: kellyca Custom ID1: Custom ID2: Custom ID3:
Comment: 326184 200.7

Elem	Ag3280	Al1670	As1890	B_2089	Ba4554	Be3130	Bi2230	Ca3179	Cd2288
Line	328.068 {103}	167.079 {502}	189.042 {478}	208.959 {461}	455.403 { 74}	313.042 {108}	223.061 {451}	317.933 {106}	228.802 {447}
Units	ppm	ppm	ppm	ppm	ppm	ppm	ppm	ppm	ppm
Avg	**-.00006**	**.00383**	**-.00070**	**.14394**	**.19944**	**-.00007**	**-.00122**	**156.72**	**.00030**
Stddev	.00031	.00069	.00514	.00095	.00058	.00008	.00067	.05	.00015
%RSD	511.59	17.900	730.46	.66027	.28941	102.51	54.718	.02989	50.672
#1	-.00028	.00431	-.00434	.14327	.19903	-.00002	-.00169	156.75	.00041
#2	.00016	.00334	.00293	.14461	.19985	-.00013	-.00075	156.68	.00019
Check ?	Chk Pass	Chk Pass	Chk Pass	Chk Pass	Chk Pass	Chk Pass	Chk Pass	Chk Pass	Chk Pass
High Limit									
Low Limit									

Elem	Co2286	Cr2055	Cu3247	Fe2599	K_7664	Li6707	Mg2790	Mn2576	Mo2020
Line	228.616 {447}	205.560 {464}	324.754 {104}	259.940 {130}	766.490 { 44}	670.784 { 50}	279.079 {121}2	257.610 {131}	202.030 {467}
Units	ppm	ppm	ppm	ppm	ppm	ppm	ppm	ppm	ppm
Avg	**.00269**	**-.00011**	**.00179**	**.01057**	**3.0719**	**.02354**	**69.732**	**.33615**	**.00256**
Stddev	.00025	.00017	.00030	.00227	.0184	.00084	.131	.00020	.00061
%RSD	9.4496	161.02	16.917	21.490	.59824	3.5771	.18833	.06095	23.957
#1	.00287	-.00023	.00201	.01218	3.0589	.02295	69.639	.33629	.00213
#2	.00251	.00001	.00158	.00896	3.0849	.02414	69.825	.33600	.00299
Check ?	Chk Pass	Chk Pass	Chk Pass	Chk Pass	Chk Pass	Chk Pass	Chk Pass	Chk Pass	Chk Pass
High Limit									
Low Limit									

Elem	Na8183	Ni2316	P_1782	Pb2203	S_1820	Sb2068	Se1960	Si2881	Sn1899
Line	818.326 { 41}	231.604 {446}	178.284 {489}	220.353 {453}	182.034 {485}	206.833 {463}	196.090 {472}	288.158 {117}	189.989 {477}
Units	ppm	ppm	ppm	ppm	ppm	ppm	ppm	ppm	ppm
Avg	**111.10**	**.00285**	**.00405**	**-.00255**	**18.333**	**.00326**	**.01142**	**8.3097**	**.00030**
Stddev	.06	.00023	.00372	.00243	.003	.00263	.00531	.0315	.00097
%RSD	.04951	8.1014	91.974	95.107	.01871	80.828	46.518	.37910	323.67
#1	111.07	.00302	.00668	-.00084	18.331	.00139	.00767	8.2875	-.00039
#2	111.14	.00269	.00142	-.00427	18.335	.00512	.01518	8.3320	.00098
Check ?	Chk Pass	Chk Pass	Chk Pass	Chk Pass	Chk Pass	Chk Pass	Chk Pass	Chk Pass	Chk Pass
High Limit									
Low Limit									

Elem	Sr4077	Th2837	Ti3349	Tl1908	U_3701	V_2924	Zn2062	Zr3391
Line	407.771 { 83}	283.730 {119}	334.904 {101}	190.856 {477}	370.152 { 91}	292.402 {115}	206.200 {163}	339.198 { 99}
Units	ppm	ppm	ppm	ppm	ppm	ppm	ppm	ppm
Avg	**1.6213**	**-.00871**	**.00090**	**-.00009**	**.05505**	**.00102**	**.00015**	**.00016**
Stddev	.0025	.00258	.00011	.00068	.00903	.00003	.00028	.00101
%RSD	.15219	29.587	12.097	712.25	16.397	2.6913	190.59	632.02
#1	1.6196	-.00689	.00097	-.00057	.06143	.00104	-.00005	-.00055
#2	1.6231	-.01053	.00082	.00038	.04867	.00100	.00034	.00087
Check ?	Chk Pass	Chk Pass	Chk Pass	Chk Pass	Chk Pass	Chk Pass	Chk Pass	Chk Pass
High Limit								
Low Limit								

Int. Std.	Y_2243	Y_3600	Y_3774
Line	224.306 {450}	360.073 { 94}	377.433 { 89}
Units	Cts/S	Cts/S	Cts/S
Avg	**1473.9**	**30102.**	**5551.4**
Stddev	4.3	6.	.8
%RSD	.29263	.02060	.01361
#1	1477.0	30106.	5552.0
#2	1470.9	30097.	5550.9

Sample Name: 280-83284-D-1-B Acquired: 5/21/2016 6:06:00 Type: Unk
Method: 6500_026(v10) Mode: CONC Corr. Factor: 1.000000
User: kellyca Custom ID1: Custom ID2: Custom ID3:
Comment: 326184 200.7

Elem	Ag3280	Al1670	As1890	B_2089	Ba4554	Be3130	Bi2230	Ca3179	Cd2288
Line	328.068 {103}	167.079 {502}	189.042 {478}	208.959 {461}	455.403 { 74}	313.042 {108}	223.061 {451}	317.933 {106}	228.802 {447}
Units	ppm	ppm	ppm	ppm	ppm	ppm	ppm	ppm	ppm
Avg	**.00025**	**1.3952**	**-.00245**	**.01491**	**.01888**	**-.00014**	**.00165**	**404.46**	**.00068**
Stddev	.00030	.0032	.00606	.00061	.00001	.00010	.00028	.60	.00022
%RSD	119.03	.22767	247.34	4.1073	.06255	72.470	16.852	.14861	32.492
#1	.00047	1.3975	-.00673	.01448	.01889	-.00007	.00145	404.04	.00084
#2	.00004	1.3930	.00183	.01534	.01887	-.00022	.00185	404.89	.00052
Check ?	Chk Pass	Chk Pass	Chk Pass	Chk Pass	Chk Pass	Chk Pass	Chk Pass	Chk Pass	Chk Pass
High Limit									
Low Limit									

Elem	Co2286	Cr2055	Cu3247	Fe2599	K_7664	Li6707	Mg2790	Mn2576	Mo2020
Line	228.616 {447}	205.560 {464}	324.754 {104}	259.940 {130}	766.490 { 44}	670.784 { 50}	279.079 {121}2	257.610 {131}	202.030 {467}
Units	ppm	ppm	ppm	ppm	ppm	ppm	ppm	ppm	ppm
Avg	**.00134**	**.00068**	**.01391**	**.00838**	**3.7783**	**.01968**	**28.488**	**2.0734**	**.00172**
Stddev	.00038	.00009	.00002	.00108	.0165	.00131	.017	.0033	.00058
%RSD	28.373	13.578	.16149	12.903	.43703	6.6663	.05922	.16056	33.766
#1	.00107	.00061	.01393	.00914	3.7666	.01875	28.476	2.0710	.00212
#2	.00161	.00074	.01390	.00761	3.7900	.02061	28.500	2.0757	.00131
Check ?	Chk Pass	Chk Pass	Chk Pass	Chk Pass	Chk Pass	Chk Pass	Chk Pass	Chk Pass	Chk Pass
High Limit									
Low Limit									

Elem	Na8183	Ni2316	P_1782	Pb2203	S_1820	Sb2068	Se1960	Si2881	Sn1899
Line	818.326 { 41}	231.604 {446}	178.284 {489}	220.353 {453}	182.034 {485}	206.833 {463}	196.090 {472}	288.158 {117}	189.989 {477}
Units	ppm	ppm	ppm	ppm	ppm	ppm	ppm	ppm	ppm
Avg	**23.687**	**.00291**	**-.00073**	**-.00172**	F **399.41**	**-.00352**	**.00222**	**.27122**	**-.00082**
Stddev	.248	.00005	.00224	.00102	.19	.00305	.01566	.00436	.00091
%RSD	1.0473	1.7063	307.13	59.118	.04754	86.589	705.75	1.6059	110.97
#1	23.862	.00294	-.00232	-.00100	399.55	-.00137	.01329	.27430	-.00146
#2	23.511	.00287	.00086	-.00244	399.28	-.00568	-.00886	.26814	-.00018
Check ?	Chk Pass	Chk Pass	Chk Pass	Chk Pass	Chk Fail	Chk Pass	Chk Pass	Chk Pass	Chk Pass
High Limit					200.00				
Low Limit					-.02000				

Elem	Sr4077	Th2837	Ti3349	Tl1908	U_3701	V_2924	Zn2062	Zr3391
Line	407.771 { 83}	283.730 {119}	334.904 {101}	190.856 {477}	370.152 { 91}	292.402 {115}	206.200 {163}	339.198 { 99}
Units	ppm	ppm	ppm	ppm	ppm	ppm	ppm	ppm
Avg	**1.2190**	**-.00854**	**.00138**	**-.00210**	**.02927**	**.00062**	**.00263**	**.00060**
Stddev	.0051	.00189	.00018	.00034	.02919	.00016	.00192	.00095
%RSD	.41526	22.164	13.264	16.268	99.750	26.200	73.005	157.84
#1	1.2155	-.00720	.00125	-.00186	.00862	.00073	.00127	.00128
#2	1.2226	-.00988	.00151	-.00234	.04991	.00050	.00398	-.00007
Check ?	Chk Pass	Chk Pass	Chk Pass	Chk Pass	Chk Pass	Chk Pass	Chk Pass	Chk Pass
High Limit								
Low Limit								

Int. Std.	Y_2243	Y_3600	Y_3774
Line	224.306 {450}	360.073 { 94}	377.433 { 89}
Units	Cts/S	Cts/S	Cts/S
Avg	**1458.2**	**29858.**	**5561.2**
Stddev	.8	33.	1.7
%RSD	.05545	.11063	.03060
#1	1457.6	29881.	5560.0
#2	1458.8	29835.	5562.4

Sample Name: ccvh-3900196 Acquired: 5/21/2016 6:08:47 Type: QC
Method: 6500_026(v10) Mode: CONC Corr. Factor: 1.000000
User: kellyca Custom ID1: Custom ID2: Custom ID3:
Comment:

Elem	Ag3280	Al3092	As1890	B_2089	Ba4554	Be3130	Bi2230	Ca3179	Cd2288	Co2286	Cr2055	Cu3247	Fe2714
Units	ppm	ppm	ppm	ppm	ppm	ppm	ppm	ppm	ppm	ppm	ppm	ppm	ppm
Avg	**-.00171**	**46.436**	**-.00674**	**.00702**	**.00015**	**-.00035**	**1.0371**	**-.00966**	**-.00105**	**.00278**	**-.00054**	**.00720**	**46.913**
Stddev	.00010	.124	.00317	.00100	.00007	.00012	.0033	.00852	.00016	.00034	.00001	.00037	.050
%RSD	5.9803	.26660	47.025	14.290	42.622	33.205	.31509	88.224	14.881	12.160	1.4962	5.1598	.10701
#1	-.00178	46.348	-.00898	.00773	.00020	-.00027	1.0394	-.00363	-.00094	.00254	-.00054	.00693	46.878
#2	-.00164	46.524	-.00450	.00631	.00011	-.00044	1.0348	-.01568	-.00116	.00302	-.00053	.00746	46.949
Check ?	None	Chk Pass	None	None	None	None	Chk Pass	None	None	None	None	None	Chk Pass
Value													
Range													

Elem	K_7664	Li6707	Mg2790	Mn2576	Mo2020	Na8183	Ni2316	P_1782	Pb2203	S_1820	Sb2068	Se1960	Si2881
Units	ppm	ppm	ppm	ppm	ppm	ppm	ppm	ppm	ppm	ppm	ppm	ppm	ppm
Avg	**.07550**	**-.00063**	**.14520**	**-.00054**	**-.00198**	**257.02**	**-.00043**	**.00330**	**-.00046**	**5.0117**	**-.00138**	**-.00046**	**-.01993**
Stddev	.01318	.00063	.00264	.00017	.00022	.71	.00067	.00209	.00087	.0044	.00091	.00249	.01089
%RSD	17.460	100.21	1.8197	31.702	10.869	.27771	156.25	63.339	188.09	.08841	66.267	545.20	54.635
#1	.06618	-.00108	.14334	-.00066	-.00183	256.51	-.00090	.00478	.00015	5.0149	-.00202	-.00222	-.02764
#2	.08482	-.00018	.14707	-.00042	-.00214	257.52	.00004	.00182	-.00108	5.0086	-.00073	.00131	-.01223
Check ?	None	None	None	None	None	Chk Pass	None	None	None	Chk Pass	None	None	None
Value													
Range													

Elem	Sn1899	Sr4077	Th2837	Ti3349	Tl1908	U_3701	V_2924	Zn2062	Zr3391
Units	ppm	ppm	ppm	ppm	ppm	ppm	ppm	ppm	ppm
Avg	**.00347**	**.00044**	**4.9094**	**.02497**	**-.00233**	**10.101**	**-.01660**	**-.00201**	**-.00922**
Stddev	.00078	.00006	.0134	.00034	.00141	.014	.00055	.00022	.00067
%RSD	22.563	12.876	.27305	1.3520	60.517	.13691	3.3319	11.140	7.3236
#1	.00292	.00048	4.9189	.02473	-.00133	10.111	-.01699	-.00185	-.00969
#2	.00403	.00040	4.8999	.02521	-.00333	10.091	-.01621	-.00217	-.00874
Check ?	None	None	Chk Pass	None	None	Chk Pass	None	None	None
Value									
Range									

Int. Std.	Y_2243	Y_3600	Y_3774
Units	Cts/S	Cts/S	Cts/S
Avg	**1524.6**	**30603.**	**5593.1**
Stddev	1.0	94.	6.4
%RSD	.06363	.30710	.11410
#1	1523.9	30537.	5597.6
#2	1525.3	30670.	5588.6

Sample Name: ccv-3900195 Acquired: 5/21/2016 6:11:39 Type: QC
Method: 6500_026(v10) Mode: CONC Corr. Factor: 1.000000
User: kellyca Custom ID1: Custom ID2: Custom ID3:
Comment:

Elem	Ag3280	Al1670	As1890	B_2089	Ba4554	Be3130	Bi2230	Ca3179	Cd2288	Co2286	Cr2055	Cu3247	Fe2599
Units	ppm	ppm	ppm	ppm	ppm	ppm	ppm	ppm	ppm	ppm	ppm	ppm	ppm
Avg	**.50151**	**.51757**	**1.0082**	**.52827**	**.49916**	**.50691**	**-.00323**	**4.9515**	**.51761**	**.51643**	**.50894**	**.50164**	**2.4093**
Stddev	.00013	.00358	.0035	.00051	.00073	.00133	.00039	.0109	.00133	.00009	.00180	.00025	.0025
%RSD	.02685	.69227	.34550	.09654	.14714	.26299	12.149	.21937	.25665	.01697	.35273	.04996	.10543
#1	.50161	.52010	1.0057	.52791	.49968	.50785	-.00351	4.9592	.51667	.51649	.50767	.50146	2.4111
#2	.50142	.51504	1.0107	.52863	.49864	.50597	-.00295	4.9439	.51855	.51637	.51021	.50181	2.4075
Check ?	Chk Pass	Chk Pass	Chk Pass	Chk Pass	Chk Pass	Chk Pass	None	Chk Pass	Chk Pass	Chk Pass	Chk Pass	Chk Pass	Chk Pass
Value													
Range													

Elem	K_7664	Li6707	Mg2790	Mn2576	Mo2020	Na5895	Ni2316	P_1782	Pb2203	S_1820	Sb2068	Se1960	Si2881
Units	ppm	ppm	ppm	ppm	ppm	ppm	ppm	ppm	ppm	ppm	ppm	ppm	ppm
Avg	**53.230**	**1.0910**	**20.250**	**.50001**	**.51209**	**5.3215**	**.50860**	**1.0125**	**1.0367**	**.01544**	**1.0222**	**1.0148**	**4.8955**
Stddev	.041	.0022	.051	.00022	.00168	.0185	.00052	.0035	.0048	.01278	.0062	.0161	.0284
%RSD	.07784	.19900	.25035	.04443	.32764	.34843	.10172	.34832	.46587	82.822	.60837	1.5870	.58058
#1	53.201	1.0895	20.214	.49985	.51090	5.3346	.50824	1.0100	1.0401	.02448	1.0178	1.0262	4.9156
#2	53.259	1.0926	20.286	.50016	.51327	5.3084	.50897	1.0150	1.0332	.00640	1.0266	1.0034	4.8754
Check ?	Chk Pass	Chk Pass	Chk Pass	Chk Pass	Chk Pass	Chk Pass	Chk Pass	Chk Pass	Chk Pass	None	Chk Pass	Chk Pass	Chk Pass
Value													
Range													

Elem	Sn1899	Sr4077	Th2837	Ti3349	Tl1908	U_3701	V_2924	Zn2062	Zr3391
Units	ppm	ppm	ppm	ppm	ppm	ppm	ppm	ppm	ppm
Avg	**.99782**	**.49345**	**-.00237**	**.48138**	**1.0361**	**.03721**	**.48246**	**.50071**	**.49586**
Stddev	.00040	.00058	.00039	.00074	.0034	.03190	.00009	.00091	.00212
%RSD	.04004	.11741	16.332	.15458	.32583	85.739	.01921	.18095	.42852
#1	.99811	.49304	-.00264	.48086	1.0385	.05977	.48253	.50007	.49737
#2	.99754	.49386	-.00210	.48191	1.0337	.01465	.48240	.50135	.49436
Check ?	Chk Pass	Chk Pass	None	Chk Pass	Chk Pass	None	Chk Pass	Chk Pass	Chk Pass
Value									
Range									

Int. Std.	Y_2243	Y_3600	Y_3774
Units	Cts/S	Cts/S	Cts/S
Avg	**1554.7**	**31395.**	**5674.0**
Stddev	3.6	12.	27.7
%RSD	.23467	.03912	.48820
#1	1557.3	31386.	5654.4
#2	1552.1	31403.	5693.6

Sample Name: ccb Acquired: 5/21/2016 6:14:19 Type: QC
Method: 6500_026(v10) Mode: CONC Corr. Factor: 1.000000
User: kellyca Custom ID1: Custom ID2: Custom ID3:
Comment:

Elem	Ag3280	Al1670	As1890	B_2089	Ba4554	Be3130	Bi2230	Ca3179	Cd2288	Co2286	Cr2055	Cu3247
Units	ppm	ppm	ppm	ppm	ppm	ppm	ppm	ppm	ppm	ppm	ppm	ppm
Avg	**-.00033**	**-.00091**	**-.00062**	F **.00540**	**-.00006**	**-.00017**	**-.00058**	**.00769**	**-.00007**	**-.00016**	**-.00017**	**.00031**
Stddev	.00019	.00040	.00060	.00058	.00007	.00003	.00044	.00535	.00009	.00004	.00001	.00002
%RSD	56.942	43.720	97.349	10.718	106.61	17.711	75.690	69.598	125.36	21.912	7.5253	6.4269
#1	-.00046	-.00063	-.00104	.00499	-.00011	-.00014	-.00027	.00391	-.00001	-.00019	-.00018	.00029
#2	-.00020	-.00120	-.00019	.00581	-.00002	-.00019	-.00089	.01148	-.00013	-.00014	-.00017	.00032
Check ?	Chk Pass	Chk Pass	Chk Pass	Chk Fail	Chk Pass	Chk Pass	None	Chk Pass	Chk Pass	Chk Pass	Chk Pass	Chk Pass
High Limit				.00312								
Low Limit				-.00312								

Elem	Fe2599	K_7664	Li6707	Mg2790	Mn2576	Mo2020	Na5895	Ni2316	P_1782	Pb2203	S_1820	Sb2068
Units	ppm	ppm	ppm	ppm	ppm	ppm	ppm	ppm	ppm	ppm	ppm	ppm
Avg	**.00138**	**.10435**	**-.00007**	**.00112**	**.00011**	**.00046**	**.05344**	**-.00030**	**-.00509**	**-.00151**	**.01265**	W **.00380**
Stddev	.00000	.01798	.00143	.00325	.00004	.00007	.00269	.00031	.00208	.00172	.00007	.00100
%RSD	.05722	17.233	1957.6	290.05	31.432	15.874	5.0415	104.95	40.844	114.19	.58238	26.421
#1	.00138	.11707	.00094	.00342	.00009	.00041	.05534	-.00052	-.00362	-.00272	.01260	.00450
#2	.00138	.09164	-.00108	-.00118	.00014	.00051	.05153	-.00008	-.00656	-.00029	.01270	.00309
Check ?	Chk Pass	Chk Pass	Chk Pass	Chk Pass	Chk Pass	Chk Pass	Chk Pass	Chk Pass	Chk Pass	Chk Pass	None	Chk Warn
High Limit												.00314
Low Limit												-.00314

Elem	Se1960	Si2881	Sn1899	Sr4077	Th2837	Ti3349	Tl1908	U_3701	V_2924	Zn2062	Zr3391
Units	ppm	ppm	ppm	ppm	ppm	ppm	ppm	ppm	ppm	ppm	ppm
Avg	**-.00184**	**-.00387**	**.00150**	**.00014**	**-.00378**	**.00023**	**-.00196**	**.00415**	**-.00010**	**.00052**	**.00103**
Stddev	.00420	.01517	.00016	.00006	.00076	.00005	.00312	.02433	.00011	.00007	.00148
%RSD	227.92	392.26	10.906	44.199	20.191	20.000	159.72	586.24	104.56	13.906	143.95
#1	.00113	.00686	.00138	.00010	-.00324	.00020	.00025	.02136	-.00018	.00047	.00207
#2	-.00481	-.01460	.00161	.00018	-.00432	.00026	-.00416	-.01306	-.00003	.00057	-.00002
Check ?	Chk Pass	Chk Pass	Chk Pass	Chk Pass	Chk Pass	Chk Pass	Chk Pass	Chk Pass	Chk Pass	Chk Pass	Chk Pass
High Limit											
Low Limit											

Int. Std.	Y_2243	Y_3600	Y_3774
Units	Cts/S	Cts/S	Cts/S
Avg	**1591.8**	**32427.**	**5651.2**
Stddev	2.2	25.	11.3
%RSD	.13962	.07686	.19963
#1	1593.4	32445.	5659.2
#2	1590.2	32409.	5643.2

Sample Name: ccvl-3903059 Acquired: 5/21/2016 6:17:09 Type: QC
Method: 6500_026(v10) Mode: CONC Corr. Factor: 1.000000
User: kellyca Custom ID1: Custom ID2: Custom ID3:
Comment:

Elem	Ag3280	Al1670	As1890	B_2089	Ba4554	Be3130	Bi2230	Ca3179	Cd2288	Co2286	Cr2055	Cu3247
Units	ppm	ppm	ppm	ppm	ppm	ppm	ppm	ppm	ppm	ppm	ppm	ppm
Avg	**.01024**	**.10718**	**.01267**	**.11224**	**.01011**	**.00088**	**.11441**	**.20824**	**.00564**	**.01048**	**.01037**	**.01563**
Stddev	.00027	.00153	.00349	.00039	.00003	.00004	.00159	.00007	.00025	.00042	.00002	.00030
%RSD	2.6562	1.4311	27.522	.34871	.32150	4.3053	1.3861	.03344	4.4959	4.0234	.16860	1.9078
#1	.01005	.10826	.01021	.11197	.01014	.00091	.11553	.20829	.00582	.01018	.01036	.01542
#2	.01043	.10610	.01514	.11252	.01009	.00085	.11329	.20819	.00546	.01078	.01038	.01584
Check ?	Chk Pass	Chk Pass	Chk Pass	Chk Pass	Chk Pass	Chk Pass	Chk Pass	Chk Pass	Chk Pass	Chk Pass	Chk Pass	Chk Pass
Value												
Range												

Elem	Fe2599	K_7664	Li6707	Mg2790	Mn2576	Mo2020	Na5895	Ni2316	P_1782	Pb2203	S_1820	Sb2068
Units	ppm	ppm	ppm	ppm	ppm	ppm	ppm	ppm	ppm	ppm	ppm	ppm
Avg	**.10359**	**3.2742**	**.01007**	**.21669**	**.01026**	**.02090**	**1.0943**	**.04178**	**3.0433**	**.00826**	**.01180**	**.02278**
Stddev	.00316	.0249	.00051	.00609	.00004	.00012	.0088	.00057	.0055	.00040	.00366	.00013
%RSD	3.0495	.76046	5.0986	2.8091	.39870	.58468	.79959	1.3710	.18201	4.8467	31.011	.58658
#1	.10136	3.2566	.00971	.21238	.01029	.02098	1.0881	.04138	3.0472	.00798	.01439	.02269
#2	.10582	3.2918	.01044	.22099	.01023	.02081	1.1005	.04219	3.0394	.00854	.00921	.02288
Check ?	Chk Pass	Chk Pass	Chk Pass	Chk Pass	Chk Pass	Chk Pass	Chk Pass	Chk Pass	Chk Pass	Chk Pass	None	Chk Pass
Value												
Range												

Elem	Se1960	Si2881	Sn1899	Sr4077	Th2837	Ti3349	Tl1908	U_3701	V_2924	Zn2062	Zr3391
Units	ppm	ppm	ppm	ppm	ppm	ppm	ppm	ppm	ppm	ppm	ppm
Avg	**.01340**	**.50524**	**.10287**	**.01002**	F **.01030**	**.00982**	**.01622**	F **.08420**	**.00925**	**.01915**	**.01483**
Stddev	.00052	.00957	.00195	.00009	.00005	.00002	.00090	.02319	.00022	.00060	.00144
%RSD	3.8971	1.8932	1.8908	.93859	.46870	.24856	5.5547	27.543	2.3364	3.1418	9.7140
#1	.01376	.51201	.10150	.00995	.01027	.00980	.01558	.06780	.00909	.01958	.01584
#2	.01303	.49848	.10425	.01009	.01033	.00984	.01686	.10059	.00940	.01873	.01381
Check ?	Chk Pass	Chk Pass	Chk Pass	Chk Pass	Chk Fail	Chk Pass	Chk Pass	Chk Fail	Chk Pass	Chk Pass	Chk Pass
Value					.01500			.06000			
Range					-30.000%			30.000%			

Int. Std.	Y_2243	Y_3600	Y_3774
Units	Cts/S	Cts/S	Cts/S
Avg	**1586.2**	**32326.**	**5617.6**
Stddev	.9	120.	77.7
%RSD	.05598	.37053	1.3837
#1	1585.5	32241.	5562.7
#2	1586.8	32411.	5672.6

Sample Name: MB 280-325203/1-A Acquired: 5/21/2016 6:19:58 Type: Unk
Method: 6500_026(v10) Mode: CONC Corr. Factor: 1.000000
User: kellyca Custom ID1: 5/20 Custom ID2: Custom ID3:
Comment: 325203 6010B

Elem	Ag3280	Al1670	As1890	B_2089	Ba4554	Be3130	Bi2230	Ca3179	Cd2288
Line	328.068 {103}	167.079 {502}	189.042 {478}	208.959 {461}	455.403 { 74}	313.042 {108}	223.061 {451}	317.933 {106}	228.802 {447}
Units	ppm	ppm	ppm	ppm	ppm	ppm	ppm	ppm	ppm
Avg	**-.00001**	**.00505**	**-.00201**	W **.00504**	**.00097**	**-.00009**	W **-.00586**	F **.20663**	**-.00009**
Stddev	.00009	.00032	.00149	.00034	.00008	.00003	.00002	.00279	.00012
%RSD	627.66	6.2465	74.117	6.8198	8.0310	29.769	.28127	1.3494	145.31
#1	.00005	.00527	-.00096	.00528	.00091	-.00011	-.00587	.20860	.00000
#2	-.00008	.00482	-.00307	.00479	.00102	-.00007	-.00585	.20466	-.00017
Check ?	Chk Pass	Chk Pass	Chk Pass	Chk Warn	Chk Pass	Chk Pass	Chk Warn	Chk Fail	Chk Pass
High Limit				.00500			.00500	.20000	
Low Limit				-.00500			-.00500	-.20000	

Elem	Co2286	Cr2055	Cu3247	Fe2599	K_7664	Li6707	Mg2790	Mn2576	Mo2020
Line	228.616 {447}	205.560 {464}	324.754 {104}	259.940 {130}	766.490 { 44}	670.784 { 50}	279.079 {121}2	257.610 {131}	202.030 {467}
Units	ppm	ppm	ppm	ppm	ppm	ppm	ppm	ppm	ppm
Avg	**-.00061**	**.00035**	**.00115**	W **.03097**	**.09464**	**-.00161**	W **.05107**	**.00049**	**.00051**
Stddev	.00024	.00020	.00007	.00010	.00651	.00075	.00526	.00013	.00028
%RSD	39.295	57.013	6.0839	.32498	6.8738	46.667	10.302	27.678	54.043
#1	-.00044	.00021	.00110	.03104	.09004	-.00108	.05479	.00039	.00071
#2	-.00078	.00049	.00120	.03090	.09924	-.00215	.04735	.00058	.00032
Check ?	Chk Pass	Chk Pass	Chk Pass	Chk Warn	Chk Pass	Chk Pass	Chk Warn	Chk Pass	Chk Pass
High Limit				.03000			.05000		
Low Limit				-.05000			-.05000		

Elem	Na5895	Ni2316	P_1782	Pb2203	S_1820	Sb2068	Se1960	Si2881	Sn1899
Line	589.592 { 57}	231.604 {446}	178.284 {489}	220.353 {453}	182.034 {485}	206.833 {463}	196.090 {472}	288.158 {117}	189.989 {477}
Units	ppm	ppm	ppm	ppm	ppm	ppm	ppm	ppm	ppm
Avg	**.12280**	**.00027**	W **.00511**	**.00091**	**.01242**	**.00004**	**.00167**	**.00608**	**-.00040**
Stddev	.00098	.00019	.00123	.00011	.00300	.00064	.00238	.00014	.00066
%RSD	.79521	68.593	24.012	11.825	24.158	1690.2	142.77	2.3788	166.47
#1	.12211	.00040	.00597	.00083	.01030	.00049	.00335	.00598	-.00086
#2	.12349	.00014	.00424	.00098	.01455	-.00042	-.00002	.00618	.00007
Check ?	Chk Pass	Chk Pass	Chk Warn	Chk Pass	Chk Pass	Chk Pass	Chk Pass	Chk Pass	Chk Pass
High Limit			.00500						
Low Limit			-.00500						

Elem	Sr4077	Th2837	Ti3349	Tl1908	U_3701	V_2924	Zn2062	Zr3391
Line	407.771 { 83}	283.730 {119}	334.904 {101}	190.856 {477}	370.152 { 91}	292.402 {115}	206.200 {163}	339.198 { 99}
Units	ppm	ppm	ppm	ppm	ppm	ppm	ppm	ppm
Avg	**.00045**	W **-.00511**	**.00038**	**-.00399**	**.01787**	**.00046**	**.00108**	**.00034**
Stddev	.00008	.00074	.00003	.00249	.00866	.00011	.00028	.00088
%RSD	17.469	14.530	8.3088	62.435	48.455	24.634	25.605	259.99
#1	.00039	-.00564	.00036	-.00575	.02399	.00054	.00127	-.00028
#2	.00050	-.00459	.00040	-.00223	.01175	.00038	.00088	.00096
Check ?	Chk Pass	Chk Warn	Chk Pass	Chk Pass	Chk Pass	Chk Pass	Chk Pass	Chk Pass
High Limit		.00500						
Low Limit		-.00500						

Int. Std.	Y_2243	Y_3600	Y_3774
Line	224.306 {450}	360.073 { 94}	377.433 { 89}
Units	Cts/S	Cts/S	Cts/S
Avg	**1588.6**	**32655.**	**5724.3**
Stddev	.2	2.	7.4
%RSD	.01297	.00484	.12881
#1	1588.5	32654.	5719.1
#2	1588.8	32656.	5729.5

Sample Name: LCS 280-325203/2-A Acquired: 5/21/2016 6:22:47 Type: Unk
Method: 6500_026(v10) Mode: CONC Corr. Factor: 1.000000
User: kellyca Custom ID1: Custom ID2: Custom ID3:
Comment: 325203 6010B

Elem	Ag3280	Al1670	As1890	B_2089	Ba4554	Be3130	Bi2230	Ca3179	Cd2288
Line	328.068 {103}	167.079 {502}	189.042 {478}	208.959 {461}	455.403 { 74}	313.042 {108}	223.061 {451}	317.933 {106}	228.802 {447}
Units	ppm	ppm	ppm	ppm	ppm	ppm	ppm	ppm	ppm
Avg	**.04891**	**1.9164**	**1.0163**	**1.0185**	**1.9369**	**.04872**	**2.1079**	**47.726**	**.09935**
Stddev	.00044	.0005	.0016	.0010	.0025	.00003	.0002	.101	.00080
%RSD	.89401	.02575	.15342	.10143	.13006	.05616	.00872	.21205	.80056
#1	.04860	1.9160	1.0174	1.0178	1.9351	.04874	2.1078	47.655	.09879
#2	.04922	1.9167	1.0152	1.0192	1.9387	.04870	2.1080	47.798	.09992
Check ?	Chk Pass	Chk Pass	Chk Pass	Chk Pass	Chk Pass	Chk Pass	Chk Pass	Chk Pass	Chk Pass
High Limit									
Low Limit									

Elem	Co2286	Cr2055	Cu3247	Fe2599	K_7664	Li6707	Mg2790	Mn2576	Mo2020
Line	228.616 {447}	205.560 {464}	324.754 {104}	259.940 {130}	766.490 { 44}	670.784 { 50}	279.079 {121}2	257.610 {131}	202.030 {467}
Units	ppm	ppm	ppm	ppm	ppm	ppm	ppm	ppm	ppm
Avg	**.48818**	F **.19483**	**.24771**	**.95878**	**52.751**	**1.0669**	**48.389**	**.46920**	**1.0108**
Stddev	.00054	.00075	.00140	.01059	.105	.0017	.076	.00094	.0008
%RSD	.11056	.38266	.56636	1.1044	.19920	.15645	.15698	.20081	.07450
#1	.48780	.19430	.24871	.95129	52.677	1.0657	48.443	.46853	1.0113
#2	.48857	.19536	.24672	.96627	52.826	1.0681	48.335	.46986	1.0102
Check ?	Chk Pass	Chk Fail	Chk Pass	Chk Pass	Chk Pass	Chk Pass	Chk Pass	Chk Pass	Chk Pass
High Limit		.05750							
Low Limit		.04300							

Elem	Na8183	Ni2316	P_1782	Pb2203	S_1820	Sb2068	Se1960	Si2881	Sn1899
Line	818.326 { 41}	231.604 {446}	178.284 {489}	220.353 {453}	182.034 {485}	206.833 {463}	196.090 {472}	288.158 {117}	189.989 {477}
Units	ppm	ppm	ppm	ppm	ppm	ppm	ppm	ppm	ppm
Avg	**50.861**	**.48338**	**10.280**	**.49841**	**1.9897**	**.51025**	**2.0075**	F **1.8821**	**1.8981**
Stddev	.115	.00020	.029	.00227	.0002	.00686	.0037	.0051	.0039
%RSD	.22530	.04154	.28046	.45533	.00925	1.3449	.18321	.27269	.20383
#1	50.780	.48323	10.260	.50001	1.9898	.50540	2.0101	1.8785	1.8954
#2	50.942	.48352	10.300	.49681	1.9895	.51511	2.0049	1.8857	1.9009
Check ?	Chk Pass	Chk Pass	Chk Pass	Chk Pass	Chk Pass	Chk Pass	Chk Pass	Chk Fail	Chk Pass
High Limit								11.500	
Low Limit								9.4000	

Elem	Sr4077	Th2837	Ti3349	Tl1908	U_3701	V_2924	Zn2062	Zr3391
Line	407.771 { 83}	283.730 {119}	334.904 {101}	190.856 {477}	370.152 { 91}	292.402 {115}	206.200 {163}	339.198 { 99}
Units	ppm	ppm	ppm	ppm	ppm	ppm	ppm	ppm
Avg	**.95007**	**.94084**	**.93214**	**1.9593**	**2.0452**	**.46004**	**.47567**	**.47451**
Stddev	.00160	.00177	.00158	.0031	.0029	.00139	.00008	.00387
%RSD	.16884	.18864	.16928	.15816	.14164	.30121	.01746	.81475
#1	.94894	.93958	.93326	1.9571	2.0432	.45906	.47561	.47177
#2	.95120	.94209	.93102	1.9615	2.0473	.46102	.47573	.47724
Check ?	Chk Pass	Chk Pass	Chk Pass	Chk Pass	Chk Pass	Chk Pass	Chk Pass	Chk Pass
High Limit								
Low Limit								

Int. Std.	Y_2243	Y_3600	Y_3774
Line	224.306 {450}	360.073 { 94}	377.433 { 89}
Units	Cts/S	Cts/S	Cts/S
Avg	**1511.8**	**30861.**	**5641.6**
Stddev	2.0	21.	9.0
%RSD	.13270	.06875	.16007
#1	1513.2	30876.	5635.2
#2	1510.4	30846.	5648.0

Sample Name: 280-82965-A-1-A Acquired: 5/21/2016 6:25:18 Type: Unk
Method: 6500_026(v10) Mode: CONC Corr. Factor: 1.000000
User: kellyca Custom ID1: Custom ID2: Custom ID3:
Comment: 325203 6010B

Elem	Ag3280	Al3092	As1890	B_2089	Ba4554	Be3130	Bi2230	Ca3179	Cd2288
Line	328.068 {103}	309.271 {109}	189.042 {478}	208.959 {461}	455.403 { 74}	313.042 {108}	223.061 {451}	317.933 {106}	228.802 {447}
Units	ppm	ppm	ppm	ppm	ppm	ppm	ppm	ppm	ppm
Avg	**-.00043**	**95.968**	**.23837**	**.07901**	**.73976**	**.00482**	**-.00004**	**38.189**	**.00025**
Stddev	.00006	.006	.00205	.00054	.00014	.00013	.00061	.043	.00010
%RSD	15.060	.00662	.86132	.68300	.01851	2.6438	1676.1	.11384	40.854
#1	-.00047	95.972	.23982	.07863	.73966	.00473	-.00046	38.158	.00018
#2	-.00038	95.963	.23692	.07939	.73985	.00491	.00039	38.219	.00032
Check ?	Chk Pass	Chk Pass	Chk Pass	Chk Pass	Chk Pass	Chk Pass	Chk Pass	Chk Pass	Chk Pass
High Limit									
Low Limit									

Elem	Co2286	Cr2055	Cu3247	Fe2714	K_7664	Li6707	Mg2790	Mn2576	Mo2020
Line	228.616 {447}	205.560 {464}	324.754 {104}	271.441 {124}	766.490 { 44}	670.784 { 50}	279.079 {121}2	257.610 {131}	202.030 {467}
Units	ppm	ppm	ppm	ppm	ppm	ppm	ppm	ppm	ppm
Avg	**.02745**	**.08273**	**.20591**	**106.88**	**18.179**	**.05362**	**22.733**	**.91932**	**.02929**
Stddev	.00023	.00006	.00067	.34	.019	.00098	.080	.00022	.00014
%RSD	.82720	.07711	.32570	.31608	.10516	1.8360	.35302	.02403	.48640
#1	.02761	.08268	.20544	106.64	18.192	.05293	22.676	.91917	.02919
#2	.02729	.08277	.20638	107.11	18.165	.05432	22.790	.91948	.02939
Check ?	Chk Pass	Chk Pass	Chk Pass	Chk Pass	Chk Pass	Chk Pass	Chk Pass	Chk Pass	Chk Pass
High Limit									
Low Limit									

Elem	Na8183	Ni2316	P_1782	Pb2203	S_1820	Sb2068	Se1960	Si2881	Sn1899
Line	818.326 { 41}	231.604 {446}	178.284 {489}	220.353 {453}	182.034 {485}	206.833 {463}	196.090 {472}	288.158 {117}	189.989 {477}
Units	ppm	ppm	ppm	ppm	ppm	ppm	ppm	ppm	ppm
Avg	**19.114**	**.06797**	**2.9692**	**.06751**	**3.6202**	**.00495**	**-.00279**	**3.8878**	**.00699**
Stddev	.004	.00089	.0162	.00104	.0171	.00021	.00256	.0019	.00045
%RSD	.02288	1.3152	.54575	1.5439	.47214	4.3369	91.819	.04954	6.4041
#1	19.110	.06860	2.9806	.06678	3.6323	.00510	-.00098	3.8864	.00730
#2	19.117	.06733	2.9577	.06825	3.6081	.00480	-.00460	3.8891	.00667
Check ?	Chk Pass	Chk Pass	Chk Pass	Chk Pass	Chk Pass	Chk Pass	Chk Pass	Chk Pass	Chk Pass
High Limit									
Low Limit									

Elem	Sr4077	Th2837	Ti3349	Tl1908	U_3701	V_2924	Zn2062	Zr3391
Line	407.771 { 83}	283.730 {119}	334.904 {101}	190.856 {477}	370.152 { 91}	292.402 {115}	206.200 {163}	339.198 { 99}
Units	ppm	ppm	ppm	ppm	ppm	ppm	ppm	ppm
Avg	**.57292**	**.03824**	**2.0534**	**.00215**	W **-.06806**	**.27812**	**.73445**	**.14578**
Stddev	.00192	.00291	.0022	.00419	.02364	.00033	.00247	.00051
%RSD	.33427	7.6083	.10545	195.36	34.728	.11968	.33677	.35294
#1	.57427	.03618	2.0519	-.00082	-.05135	.27788	.73619	.14541
#2	.57156	.04030	2.0549	.00511	-.08478	.27835	.73270	.14614
Check ?	Chk Pass	Chk Pass	Chk Pass	Chk Pass	Chk Warn	Chk Pass	Chk Pass	Chk Pass
High Limit					45.000			
Low Limit					-.05000			

Int. Std.	Y_2243	Y_3600	Y_3774
Line	224.306 {450}	360.073 { 94}	377.433 { 89}
Units	Cts/S	Cts/S	Cts/S
Avg	**1621.5**	**33006.**	**6221.0**
Stddev	1.0	41.	3.6
%RSD	.06275	.12441	.05753
#1	1620.8	33035.	6223.5
#2	1622.2	32977.	6218.5

Sample Name: 280-82965-A-1-A SD@5 Acquired: 5/21/2016 6:27:55 Type: Unk
Method: 6500_026(v10) Mode: CONC Corr. Factor: 1.000000
User: kellyca Custom ID1: Custom ID2: Custom ID3:
Comment: 325203 6010B

Elem	Ag3280	Al3092	As1890	B_2089	Ba4554	Be3130	Bi2230	Ca3179	Cd2288
Line	328.068 {103}	309.271 {109}	189.042 {478}	208.959 {461}	455.403 { 74}	313.042 {108}	223.061 {451}	317.933 {106}	228.802 {447}
Units	ppm	ppm	ppm	ppm	ppm	ppm	ppm	ppm	ppm
Avg	**-.00081**	**20.287**	**.04866**	**.01971**	**.15726**	**.00087**	**-.00119**	**8.2582**	**.00004**
Stddev	.00045	.072	.00869	.00056	.00001	.00000	.00565	.0164	.00014
%RSD	54.727	.35338	17.853	2.8451	.00574	.26229	475.39	.19820	383.13
#1	-.00113	20.237	.04252	.01932	.15726	.00088	.00281	8.2467	-.00006
#2	-.00050	20.338	.05480	.02011	.15725	.00087	-.00518	8.2698	.00014
Check ?	Chk Pass	Chk Pass	Chk Pass	Chk Pass	Chk Pass	Chk Pass	Chk Pass	Chk Pass	Chk Pass
High Limit									
Low Limit									

Elem	Co2286	Cr2055	Cu3247	Fe2599	K_7664	Li6707	Mg2790	Mn2576	Mo2020
Line	228.616 {447}	205.560 {464}	324.754 {104}	259.940 {130}	766.490 { 44}	670.784 { 50}	279.079 {121}2	257.610 {131}	202.030 {467}
Units	ppm	ppm	ppm	ppm	ppm	ppm	ppm	ppm	ppm
Avg	**.00587**	**.01752**	**.04307**	**23.259**	**3.8471**	**.01003**	**4.9487**	**.19919**	**.00612**
Stddev	.00022	.00035	.00008	.043	.0072	.00061	.0125	.00059	.00018
%RSD	3.7505	1.9772	.17970	.18456	.18744	6.0667	.25322	.29631	2.8880
#1	.00572	.01728	.04313	23.229	3.8420	.00960	4.9398	.19961	.00625
#2	.00603	.01777	.04302	23.290	3.8522	.01046	4.9575	.19878	.00600
Check ?	Chk Pass	Chk Pass	Chk Pass	Chk Pass	Chk Pass	Chk Pass	Chk Pass	Chk Pass	Chk Pass
High Limit									
Low Limit									

Elem	Na5895	Ni2316	P_1782	Pb2203	S_1820	Sb2068	Se1960	Si2881	Sn1899
Line	589.592 { 57}	231.604 {446}	178.284 {489}	220.353 {453}	182.034 {485}	206.833 {463}	196.090 {472}	288.158 {117}	189.989 {477}
Units	ppm	ppm	ppm	ppm	ppm	ppm	ppm	ppm	ppm
Avg	**3.9859**	**.01427**	**.61452**	**.01189**	**.75682**	**.00369**	**.00106**	**.81634**	**.00226**
Stddev	.0079	.00002	.00128	.00156	.00932	.00224	.00179	.01232	.00041
%RSD	.19733	.15617	.20885	13.125	1.2310	60.845	167.82	1.5096	18.057
#1	3.9804	.01426	.61362	.01299	.76341	.00527	-.00020	.80763	.00197
#2	3.9915	.01429	.61543	.01079	.75024	.00210	.00233	.82506	.00255
Check ?	Chk Pass	Chk Pass	Chk Pass	Chk Pass	Chk Pass	Chk Pass	Chk Pass	Chk Pass	Chk Pass
High Limit									
Low Limit									

Elem	Sr4077	Th2837	Ti3349	Tl1908	U_3701	V_2924	Zn2062	Zr3391
Line	407.771 { 83}	283.730 {119}	334.904 {101}	190.856 {477}	370.152 { 91}	292.402 {115}	206.200 {163}	339.198 { 99}
Units	ppm	ppm	ppm	ppm	ppm	ppm	ppm	ppm
Avg	**.12178**	**.00270**	**.43244**	**.00051**	**-.00940**	**.05844**	**.16019**	**.03190**
Stddev	.00004	.00151	.00036	.00095	.02779	.00046	.00123	.00043
%RSD	.03577	55.930	.08344	187.33	295.69	.79495	.76810	1.3356
#1	.12175	.00376	.43270	.00118	-.02904	.05811	.16106	.03160
#2	.12181	.00163	.43218	-.00016	.01025	.05877	.15932	.03220
Check ?	Chk Pass	Chk Pass	Chk Pass	Chk Pass	Chk Pass	Chk Pass	Chk Pass	Chk Pass
High Limit								
Low Limit								

Int. Std.	Y_2243	Y_3600	Y_3774
Line	224.306 {450}	360.073 { 94}	377.433 { 89}
Units	Cts/S	Cts/S	Cts/S
Avg	**1609.5**	**32434.**	**5798.9**
Stddev	.1	32.	9.9
%RSD	.00434	.09901	.17017
#1	1609.5	32457.	5805.9
#2	1609.6	32412.	5791.9

Sample Name: 280-82965-A-1-B MS Acquired: 5/21/2016 6:30:33 Type: Unk
Method: 6500_026(v10) Mode: CONC Corr. Factor: 1.000000
User: kellyca Custom ID1: Custom ID2: Custom ID3:
Comment: 325203 6010B

Elem	Ag3280	Al3092	As1890	B_2089	Ba4554	Be3130	Bi2230	Ca3179	Cd2288
Line	328.068 {103}	309.271 {109}	189.042 {478}	208.959 {461}	455.403 { 74}	313.042 {108}	223.061 {451}	317.933 {106}	228.802 {447}
Units	ppm	ppm	ppm	ppm	ppm	ppm	ppm	ppm	ppm
Avg	**.04768**	**149.34**	**1.1640**	**1.0397**	**2.4063**	**.04934**	**1.9697**	**82.527**	**.09480**
Stddev	.00059	.14	.0043	.0043	.0060	.00020	.0060	.222	.00021
%RSD	1.2327	.09097	.37193	.41345	.24779	.39912	.30611	.26906	.22101
#1	.04727	149.43	1.1671	1.0427	2.4105	.04948	1.9740	82.684	.09495
#2	.04810	149.24	1.1610	1.0366	2.4021	.04920	1.9654	82.370	.09465
Check ?	Chk Pass	Chk Pass	Chk Pass	Chk Pass	Chk Pass	Chk Pass	Chk Pass	Chk Pass	Chk Pass
High Limit									
Low Limit									

Elem	Co2286	Cr2055	Cu3247	Fe2714	K_7664	Li6707	Mg2790	Mn2576	Mo2020
Line	228.616 {447}	205.560 {464}	324.754 {104}	271.441 {124}	766.490 { 44}	670.784 { 50}	279.079 {121}2	257.610 {131}	202.030 {467}
Units	ppm	ppm	ppm	ppm	ppm	ppm	ppm	ppm	ppm
Avg	**.46683**	W **.30197**	**.42837**	**120.91**	**66.942**	**1.0692**	**70.073**	**1.4604**	**.91601**
Stddev	.00063	.00016	.00175	.03	.170	.0017	.366	.0070	.00297
%RSD	.13592	.05266	.40778	.02174	.25391	.16093	.52292	.47886	.32417
#1	.46727	.30186	.42713	120.89	67.062	1.0704	69.814	1.4554	.91811
#2	.46638	.30208	.42960	120.93	66.822	1.0680	70.332	1.4653	.91391
Check ?	Chk Pass	Chk Warn	Chk Pass	Chk Pass	Chk Pass	Chk Pass	Chk Pass	Chk Pass	Chk Pass
High Limit		.10000							
Low Limit		-.01000							

Elem	Na8183	Ni2316	P_1782	Pb2203	S_1820	Sb2068	Se1960	Si2881	Sn1899
Line	818.326 { 41}	231.604 {446}	178.284 {489}	220.353 {453}	182.034 {485}	206.833 {463}	196.090 {472}	288.158 {117}	189.989 {477}
Units	ppm	ppm	ppm	ppm	ppm	ppm	ppm	ppm	ppm
Avg	**63.975**	**.50715**	**12.448**	**.51141**	**5.3182**	**.25255**	**1.8981**	**5.1225**	**1.6905**
Stddev	.010	.00087	.029	.00003	.0007	.00208	.0011	.0181	.0077
%RSD	.01629	.17220	.23645	.00683	.01267	.82406	.05904	.35283	.45780
#1	63.982	.50653	12.468	.51143	5.3178	.25108	1.8973	5.1353	1.6960
#2	63.968	.50777	12.427	.51138	5.3187	.25402	1.8989	5.1098	1.6850
Check ?	Chk Pass	Chk Pass	Chk Pass	Chk Pass	Chk Pass	Chk Pass	Chk Pass	Chk Pass	Chk Pass
High Limit									
Low Limit									

Elem	Sr4077	Th2837	Ti3349	Tl1908	U_3701	V_2924	Zn2062	Zr3391
Line	407.771 { 83}	283.730 {119}	334.904 {101}	190.856 {477}	370.152 { 91}	292.402 {115}	206.200 {163}	339.198 { 99}
Units	ppm	ppm	ppm	ppm	ppm	ppm	ppm	ppm
Avg	**1.3241**	**.94500**	**6.3795**	**1.7258**	**1.8150**	**.83045**	**1.1602**	**.69162**
Stddev	.0039	.00545	.0364	.0046	.0333	.00371	.0007	.00126
%RSD	.29332	.57651	.57022	.26462	1.8337	.44633	.05874	.18238
#1	1.3268	.94115	6.3537	1.7290	1.7915	.82783	1.1597	.69251
#2	1.3213	.94885	6.4052	1.7225	1.8386	.83307	1.1607	.69072
Check ?	Chk Pass	Chk Pass	Chk Pass	Chk Pass	Chk Pass	Chk Pass	Chk Pass	Chk Pass
High Limit								
Low Limit								

Int. Std.	Y_2243	Y_3600	Y_3774
Line	224.306 {450}	360.073 { 94}	377.433 { 89}
Units	Cts/S	Cts/S	Cts/S
Avg	**1581.5**	**31409.**	**6057.3**
Stddev	2.3	125.	1.1
%RSD	.14427	.39701	.01860
#1	1579.9	31498.	6056.5
#2	1583.1	31321.	6058.1

Sample Name: 280-82965-A-1-C MSD Acquired: 5/21/2016 6:33:01 Type: Unk
Method: 6500_026(v10) Mode: CONC Corr. Factor: 1.000000
User: kellyca Custom ID1: Custom ID2: Custom ID3:
Comment: 325203 6010B

Elem	Ag3280	Al3092	As1890	B_2089	Ba4554	Be3130	Bi2230	Ca3179	Cd2288
Line	328.068 {103}	309.271 {109}	189.042 {478}	208.959 {461}	455.403 { 74}	313.042 {108}	223.061 {451}	317.933 {106}	228.802 {447}
Units	ppm	ppm	ppm	ppm	ppm	ppm	ppm	ppm	ppm
Avg	**.04696**	**194.12**	**1.2341**	**1.0494**	**3.4900**	**.05088**	**1.9463**	**89.748**	**.09432**
Stddev	.00048	.12	.0104	.0029	.0067	.00016	.0009	.013	.00038
%RSD	1.0178	.06300	.84673	.27612	.19225	.32131	.04415	.01439	.40025
#1	.04730	194.03	1.2415	1.0473	3.4947	.05077	1.9469	89.739	.09406
#2	.04662	194.21	1.2267	1.0514	3.4852	.05100	1.9457	89.757	.09459
Check ?	Chk Pass	Chk Pass	Chk Pass	Chk Pass	Chk Pass	Chk Pass	Chk Pass	Chk Pass	Chk Pass
High Limit									
Low Limit									

Elem	Co2286	Cr2055	Cu3247	Fe2714	K_7664	Li6707	Mg2790	Mn2576	Mo2020
Line	228.616 {447}	205.560 {464}	324.754 {104}	271.441 {124}	766.490 { 44}	670.784 { 50}	279.079 {121}2	257.610 {131}	202.030 {467}
Units	ppm	ppm	ppm	ppm	ppm	ppm	ppm	ppm	ppm
Avg	**.58327**	W **.31780**	**.55933**	**162.14**	**71.197**	**1.0930**	**74.765**	**5.8950**	**1.0180**
Stddev	.00037	.00015	.00020	.91	.033	.0002	.021	.0013	.0029
%RSD	.06323	.04658	.03557	.56208	.04606	.02122	.02769	.02157	.28806
#1	.58353	.31791	.55919	161.50	71.220	1.0929	74.779	5.8959	1.0201
#2	.58301	.31770	.55947	162.79	71.174	1.0932	74.750	5.8941	1.0160
Check ?	Chk Pass	Chk Warn	Chk Pass	Chk Pass	Chk Pass	Chk Pass	Chk Pass	Chk Pass	Chk Pass
High Limit		.10000							
Low Limit		-.01000							

Elem	Na8183	Ni2316	P_1782	Pb2203	S_1820	Sb2068	Se1960	Si2881	Sn1899
Line	818.326 { 41}	231.604 {446}	178.284 {489}	220.353 {453}	182.034 {485}	206.833 {463}	196.090 {472}	288.158 {117}	189.989 {477}
Units	ppm	ppm	ppm	ppm	ppm	ppm	ppm	ppm	ppm
Avg	**68.976**	**.52887**	**12.131**	**.60582**	**5.7696**	**.23961**	**1.8643**	**5.6793**	**1.6521**
Stddev	.324	.00009	.031	.00197	.0166	.00059	.0173	.0334	.0075
%RSD	.46960	.01656	.25649	.32525	.28821	.24676	.92630	.58826	.45068
#1	69.205	.52893	12.153	.60443	5.7813	.24003	1.8765	5.7029	1.6574
#2	68.747	.52881	12.109	.60722	5.7578	.23919	1.8521	5.6557	1.6468
Check ?	Chk Pass	Chk Pass	Chk Pass	Chk Pass	Chk Pass	Chk Pass	Chk Pass	Chk Pass	Chk Pass
High Limit									
Low Limit									

Elem	Sr4077	Th2837	Ti3349	Tl1908	U_3701	V_2924	Zn2062	Zr3391
Line	407.771 { 83}	283.730 {119}	334.904 {101}	190.856 {477}	370.152 { 91}	292.402 {115}	206.200 {163}	339.198 { 99}
Units	ppm	ppm	ppm	ppm	ppm	ppm	ppm	ppm
Avg	**1.4774**	**.94443**	**7.6973**	**1.6863**	**1.7877**	**.96690**	**1.2765**	**.72984**
Stddev	.0008	.00008	.0022	.0078	.0198	.00008	.0037	.00065
%RSD	.05068	.00842	.02792	.46370	1.1090	.00779	.28984	.08848
#1	1.4769	.94449	7.6988	1.6918	1.8017	.96696	1.2739	.72938
#2	1.4779	.94438	7.6958	1.6807	1.7737	.96685	1.2791	.73029
Check ?	Chk Pass	Chk Pass	Chk Pass	Chk Pass	Chk Pass	Chk Pass	Chk Pass	Chk Pass
High Limit								
Low Limit								

Int. Std.	Y_2243	Y_3600	Y_3774
Line	224.306 {450}	360.073 { 94}	377.433 { 89}
Units	Cts/S	Cts/S	Cts/S
Avg	**1596.0**	**31621.**	**6130.2**
Stddev	3.5	24.	3.4
%RSD	.21653	.07591	.05531
#1	1593.5	31604.	6132.6
#2	1598.4	31638.	6127.8

Sample Name: 280-83195-C-2-A Acquired: 5/21/2016 6:35:29 Type: Unk
Method: 6500_026(v10) Mode: CONC Corr. Factor: 1.000000
User: kellyca Custom ID1: Custom ID2: Custom ID3:
Comment: 325203 6010B

Elem	Ag3280	Al3092	As1890	B_2089	Ba4554	Be3130	Bi2230	Ca3179	Cd2288
Line	328.068 {103}	309.271 {109}	189.042 {478}	208.959 {461}	455.403 { 74}	313.042 {108}	223.061 {451}	317.933 {106}	228.802 {447}
Units	ppm	ppm	ppm	ppm	ppm	ppm	ppm	ppm	ppm
Avg	**-.00091**	**174.04**	**.01066**	**.01296**	**2.6266**	**.01191**	**.00770**	**39.713**	**.00143**
Stddev	.00056	.60	.00280	.00003	.0046	.00002	.00080	.019	.00010
%RSD	61.877	.34694	26.311	.26148	.17387	.18971	10.358	.04860	6.9828
#1	-.00051	173.61	.01264	.01298	2.6234	.01189	.00826	39.727	.00136
#2	-.00131	174.47	.00867	.01293	2.6299	.01192	.00713	39.699	.00150
Check ?	Chk Pass	Chk Pass	Chk Pass	Chk Pass	Chk Pass	Chk Pass	Chk Pass	Chk Pass	Chk Pass
High Limit									
Low Limit									

Elem	Co2286	Cr2055	Cu3247	Fe2714	K_7664	Li6707	Mg2790	Mn2576	Mo2020
Line	228.616 {447}	205.560 {464}	324.754 {104}	271.441 {124}	766.490 { 44}	670.784 { 50}	279.079 {121}2	257.610 {131}	202.030 {467}
Units	ppm	ppm	ppm	ppm	ppm	ppm	ppm	ppm	ppm
Avg	**.07931**	W **.16756**	**.21037**	**233.39**	**21.355**	**.12960**	**43.509**	**3.4457**	**.00028**
Stddev	.00050	.00067	.00186	.49	.096	.00058	.152	.0109	.00066
%RSD	.63642	.39854	.88535	.20913	.44923	.45082	.34906	.31555	237.30
#1	.07967	.16803	.20905	233.04	21.287	.13002	43.402	3.4380	-.00019
#2	.07895	.16709	.21169	233.73	21.422	.12919	43.617	3.4534	.00074
Check ?	Chk Pass	Chk Warn	Chk Pass	Chk Pass	Chk Pass	Chk Pass	Chk Pass	Chk Pass	Chk Pass
High Limit		.10000							
Low Limit		-.01000							

Elem	Na5895	Ni2316	P_1782	Pb2203	S_1820	Sb2068	Se1960	Si2881	Sn1899
Line	589.592 { 57}	231.604 {446}	178.284 {489}	220.353 {453}	182.034 {485}	206.833 {463}	196.090 {472}	288.158 {117}	189.989 {477}
Units	ppm	ppm	ppm	ppm	ppm	ppm	ppm	ppm	ppm
Avg	**1.3575**	**.10819**	**1.8113**	**.13353**	**.45803**	**.00111**	W **-.00854**	**4.0211**	**.01035**
Stddev	.0001	.00004	.0085	.00245	.00329	.00207	.00947	.0220	.00175
%RSD	.00557	.03433	.47014	1.8330	.71869	185.91	110.90	.54634	16.916
#1	1.3574	.10816	1.8053	.13180	.46036	.00258	-.00184	4.0366	.01158
#2	1.3575	.10821	1.8174	.13526	.45570	-.00035	-.01524	4.0055	.00911
Check ?	Chk Pass	Chk Pass	Chk Pass	Chk Pass	Chk Pass	Chk Pass	Chk Warn	Chk Pass	Chk Pass
High Limit							5.0000		
Low Limit							-.00500		

Elem	Sr4077	Th2837	Ti3349	Tl1908	U_3701	V_2924	Zn2062	Zr3391
Line	407.771 { 83}	283.730 {119}	334.904 {101}	190.856 {477}	370.152 { 91}	292.402 {115}	206.200 {163}	339.198 { 99}
Units	ppm	ppm	ppm	ppm	ppm	ppm	ppm	ppm
Avg	**.52086**	**.04294**	**.79376**	**.00013**	F **-.20683**	**.25713**	**.65963**	**.02746**
Stddev	.00248	.00143	.00252	.00005	.02991	.00074	.00066	.00020
%RSD	.47616	3.3383	.31780	39.713	14.460	.28684	.09981	.74006
#1	.51911	.04193	.79198	.00010	-.18568	.25661	.65917	.02731
#2	.52262	.04396	.79554	.00017	-.22797	.25765	.66010	.02760
Check ?	Chk Pass	Chk Pass	Chk Pass	Chk Pass	Chk Fail	Chk Pass	Chk Pass	Chk Pass
High Limit					50.000			
Low Limit					-.10000			

Int. Std.	Y_2243	Y_3600	Y_3774
Line	224.306 {450}	360.073 { 94}	377.433 { 89}
Units	Cts/S	Cts/S	Cts/S
Avg	**1667.0**	**32716.**	**6110.4**
Stddev	6.1	85.	15.3
%RSD	.36377	.25886	.24990
#1	1671.3	32776.	6121.2
#2	1662.8	32656.	6099.6

Sample Name: ccvh-3900196 Acquired: 5/21/2016 6:38:05 Type: QC
Method: 6500_026(v10) Mode: CONC Corr. Factor: 1.000000
User: kellyca Custom ID1: Custom ID2: Custom ID3:
Comment:

Elem	Ag3280	Al3092	As1890	B_2089	Ba4554	Be3130	Bi2230	Ca3179	Cd2288	Co2286	Cr2055	Cu3247	Fe2714
Units	ppm	ppm	ppm	ppm	ppm	ppm	ppm	ppm	ppm	ppm	ppm	ppm	ppm
Avg	**-.00084**	**46.898**	**-.00368**	**.00514**	**.00050**	**-.00033**	**1.0161**	**-.05079**	**-.00086**	**.00281**	**-.00033**	**.00810**	**47.457**
Stddev	.00011	.055	.00404	.00093	.00006	.00002	.0060	.00248	.00006	.00013	.00006	.00056	.111
%RSD	12.805	.11794	109.62	18.132	12.163	7.4231	.59430	4.8824	6.6126	4.7199	17.302	6.8853	.23453
#1	-.00076	46.859	-.00654	.00580	.00055	-.00032	1.0204	-.05254	-.00082	.00272	-.00037	.00771	47.535
#2	-.00091	46.937	-.00083	.00448	.00046	-.00035	1.0118	-.04903	-.00091	.00290	-.00029	.00849	47.378
Check ?	None	Chk Pass	None	None	None	None	Chk Pass	None	None	None	None	None	Chk Pass
Value													
Range													

Elem	K_7664	Li6707	Mg2790	Mn2576	Mo2020	Na8183	Ni2316	P_1782	Pb2203	S_1820	Sb2068	Se1960	Si2881
Units	ppm	ppm	ppm	ppm	ppm	ppm	ppm	ppm	ppm	ppm	ppm	ppm	ppm
Avg	**.11150**	**-.00038**	**.19041**	**.00323**	**-.00187**	**259.38**	**-.00059**	**.00353**	**.00131**	**4.9251**	**.00014**	**-.00142**	**-.01242**
Stddev	.05781	.00036	.01507	.00034	.00047	.55	.00030	.00214	.00105	.0079	.00044	.00239	.01529
%RSD	51.852	95.023	7.9141	10.664	24.994	.21182	51.076	60.532	80.448	.16005	301.32	168.78	123.17
#1	.15238	-.00013	.17976	.00299	-.00220	259.00	-.00037	.00202	.00206	4.9195	-.00016	.00027	-.02323
#2	.07062	-.00064	.20107	.00348	-.00154	259.77	-.00080	.00504	.00057	4.9307	.00045	-.00310	-.00160
Check ?	None	None	None	None	None	Chk Pass	None	None	None	Chk Pass	None	None	None
Value													
Range													

Elem	Sn1899	Sr4077	Th2837	Ti3349	Tl1908	U_3701	V_2924	Zn2062	Zr3391
Units	ppm	ppm	ppm	ppm	ppm	ppm	ppm	ppm	ppm
Avg	**.00252**	**.00035**	**4.9029**	**.02637**	**-.00423**	**9.9983**	**-.01580**	**-.00118**	**-.00561**
Stddev	.00210	.00006	.0042	.00019	.00131	.0391	.00008	.00177	.00072
%RSD	83.490	16.500	.08627	.70970	30.912	.39139	.50749	149.80	12.884
#1	.00103	.00040	4.8999	.02651	-.00330	10.026	-.01574	.00007	-.00510
#2	.00401	.00031	4.9059	.02624	-.00515	9.9706	-.01586	-.00244	-.00612
Check ?	None	None	Chk Pass	None	None	Chk Pass	None	None	None
Value									
Range									

Int. Std.	Y_2243	Y_3600	Y_3774
Units	Cts/S	Cts/S	Cts/S
Avg	**1535.1**	**30313.**	**5488.9**
Stddev	.4	29.	10.2
%RSD	.02415	.09641	.18624
#1	1535.4	30333.	5496.1
#2	1534.8	30292.	5481.7

Sample Name: ccv-3900195 Acquired: 5/21/2016 6:40:50 Type: QC
Method: 6500_026(v10) Mode: CONC Corr. Factor: 1.000000
User: kellyca Custom ID1: Custom ID2: Custom ID3:
Comment:

Elem	Ag3280	Al1670	As1890	B_2089	Ba4554	Be3130	Bi2230	Ca3179	Cd2288	Co2286	Cr2055	Cu3247
Units	ppm	ppm	ppm	ppm	ppm	ppm	ppm	ppm	ppm	ppm	ppm	ppm
Avg	**.50206**	F **.59868**	**1.0012**	**.53009**	**.50152**	**.50804**	**-.00286**	**5.0002**	**.51576**	**.51385**	**.50495**	**.50502**
Stddev	.00156	.06624	.0024	.00111	.00043	.00083	.00026	.0323	.00027	.00096	.00015	.00030
%RSD	.31124	11.065	.24493	.21002	.08656	.16337	9.1311	.64575	.05264	.18700	.02986	.05887
#1	.50316	.64552	.99948	.52930	.50183	.50862	-.00304	4.9774	.51596	.51317	.50484	.50523
#2	.50095	.55184	1.0029	.53088	.50122	.50745	-.00267	5.0231	.51557	.51453	.50505	.50481
Check ?	Chk Pass	Chk Fail	Chk Pass	Chk Pass	Chk Pass	Chk Pass	None	Chk Pass	Chk Pass	Chk Pass	Chk Pass	Chk Pass
Value		.50000										
Range		10.000%										

Elem	Fe2599	K_7664	Li6707	Mg2790	Mn2576	Mo2020	Na5895	Ni2316	P_1782	Pb2203	S_1820	Sb2068
Units	ppm	ppm	ppm	ppm	ppm	ppm	ppm	ppm	ppm	ppm	ppm	ppm
Avg	**2.4446**	**53.475**	**1.0964**	**20.375**	**.50201**	**.50995**	**5.3723**	**.50820**	**1.0265**	**1.0346**	**.02628**	**1.0279**
Stddev	.0051	.093	.0047	.124	.00259	.00026	.0038	.00003	.0025	.0005	.01264	.0017
%RSD	.21039	.17362	.43193	.60953	.51578	.05052	.07003	.00627	.23933	.05038	48.101	.16394
#1	2.4409	53.541	1.0997	20.463	.50384	.50977	5.3749	.50822	1.0282	1.0350	.03522	1.0291
#2	2.4482	53.410	1.0930	20.287	.50018	.51014	5.3696	.50817	1.0248	1.0342	.01734	1.0267
Check ?	Chk Pass	Chk Pass	Chk Pass	Chk Pass	Chk Pass	Chk Pass	Chk Pass	Chk Pass	Chk Pass	Chk Pass	None	Chk Pass
Value												
Range												

Elem	Se1960	Si2881	Sn1899	Sr4077	Th2837	Ti3349	Tl1908	U_3701	V_2924	Zn2062	Zr3391
Units	ppm	ppm	ppm	ppm	ppm	ppm	ppm	ppm	ppm	ppm	ppm
Avg	**1.0029**	**4.9136**	**.99888**	**.49648**	**.00032**	**.48551**	**1.0400**	**.03754**	**.48693**	**.50341**	**.49536**
Stddev	.0002	.0330	.00045	.00070	.00169	.00405	.0034	.00428	.00113	.00491	.00372
%RSD	.02160	.67200	.04535	.14182	528.19	.83390	.32271	11.391	.23259	.97591	.75179
#1	1.0031	4.9369	.99920	.49698	-.00087	.48837	1.0424	.04056	.48773	.50688	.49273
#2	1.0028	4.8902	.99856	.49598	.00151	.48265	1.0377	.03451	.48612	.49993	.49800
Check ?	Chk Pass	Chk Pass	Chk Pass	Chk Pass	None	Chk Pass	Chk Pass	None	Chk Pass	Chk Pass	Chk Pass
Value											
Range											

Int. Std.	Y_2243	Y_3600	Y_3774
Units	Cts/S	Cts/S	Cts/S
Avg	**1561.1**	**31270.**	**5566.7**
Stddev	3.2	168.	42.8
%RSD	.20363	.53792	.76841
#1	1563.4	31151.	5597.0
#2	1558.9	31388.	5536.5

Sample Name: ccb Acquired: 5/21/2016 6:43:24 Type: QC
Method: 6500_026(v10) Mode: CONC Corr. Factor: 1.000000
User: kellyca Custom ID1: Custom ID2: Custom ID3:
Comment:

Elem	Ag3280	Al1670	As1890	B_2089	Ba4554	Be3130	Bi2230	Ca3179	Cd2288	Co2286	Cr2055	Cu3247
Units	ppm	ppm	ppm	ppm	ppm	ppm	ppm	ppm	ppm	ppm	ppm	ppm
Avg	**.00035**	**.00740**	**-.00009**	F **.00469**	**-.00012**	**-.00000**	**.00167**	**.00062**	**.00010**	**-.00008**	**.00005**	**.00062**
Stddev	.00083	.00106	.00775	.00074	.00007	.00003	.00060	.00138	.00020	.00035	.00043	.00016
%RSD	240.33	14.353	9020.0	15.861	60.837	1289.1	35.795	222.62	201.25	455.23	896.52	25.568
#1	.00094	.00665	-.00557	.00521	-.00007	.00002	.00125	.00160	.00025	-.00033	-.00026	.00073
#2	-.00024	.00815	.00539	.00416	-.00018	-.00002	.00209	-.00036	-.00004	.00017	.00035	.00051
Check ?	Chk Pass	Chk Pass	Chk Pass	Chk Fail	Chk Pass	Chk Pass	None	Chk Pass	Chk Pass	Chk Pass	Chk Pass	Chk Pass
High Limit				.00312								
Low Limit				-.00312								

Elem	Fe2599	K_7664	Li6707	Mg2790	Mn2576	Mo2020	Na5895	Ni2316	P_1782	Pb2203	S_1820	Sb2068
Units	ppm	ppm	ppm	ppm	ppm	ppm	ppm	ppm	ppm	ppm	ppm	ppm
Avg	**.01119**	**.13956**	**-.00065**	**.00627**	**.00016**	**.00061**	**.02539**	**-.00001**	**-.00217**	**.00113**	**.00311**	**.00151**
Stddev	.00026	.02861	.00025	.00164	.00001	.00007	.00323	.00081	.00214	.00102	.01005	.00079
%RSD	2.3040	20.500	38.323	26.103	5.3107	12.191	12.708	6393.3	98.424	89.794	323.54	52.494
#1	.01101	.11933	-.00082	.00743	.00015	.00056	.02767	-.00059	-.00066	.00185	-.00400	.00207
#2	.01137	.15979	-.00047	.00512	.00016	.00066	.02311	.00056	-.00368	.00041	.01021	.00095
Check ?	Chk Pass	Chk Pass	Chk Pass	Chk Pass	Chk Pass	Chk Pass	Chk Pass	Chk Pass	Chk Pass	Chk Pass	None	Chk Pass
High Limit												
Low Limit												

Elem	Se1960	Si2881	Sn1899	Sr4077	Th2837	Ti3349	Tl1908	U_3701	V_2924	Zn2062	Zr3391
Units	ppm	ppm	ppm	ppm	ppm	ppm	ppm	ppm	ppm	ppm	ppm
Avg	**-.00434**	**-.00974**	**.00006**	**.00008**	**-.00313**	**.00022**	**.00093**	**.01481**	**-.00020**	**-.00011**	**.00015**
Stddev	.00187	.00606	.00058	.00007	.00042	.00018	.00116	.00311	.00025	.00019	.00173
%RSD	43.054	62.272	944.73	81.187	13.576	79.466	125.25	21.021	125.28	170.58	1150.2
#1	-.00302	-.00545	-.00035	.00004	-.00343	.00035	.00175	.01261	-.00038	-.00025	-.00107
#2	-.00566	-.01402	.00047	.00013	-.00283	.00010	.00011	.01701	-.00002	.00002	.00138
Check ?	Chk Pass	Chk Pass	Chk Pass	Chk Pass	Chk Pass	Chk Pass	Chk Pass	Chk Pass	Chk Pass	Chk Pass	Chk Pass
High Limit											
Low Limit											

Int. Std.	Y_2243	Y_3600	Y_3774
Units	Cts/S	Cts/S	Cts/S
Avg	**1597.2**	**32160.**	**5621.3**
Stddev	3.5	75.	12.7
%RSD	.22065	.23343	.22512
#1	1594.7	32107.	5612.3
#2	1599.7	32213.	5630.2

Sample Name: ccvl-3903059 Acquired: 5/21/2016 6:46:09 Type: QC
Method: 6500_026(v10) Mode: CONC Corr. Factor: 1.000000
User: kellyca Custom ID1: Custom ID2: Custom ID3:
Comment:

Elem	Ag3280	Al1670	As1890	B_2089	Ba4554	Be3130	Bi2230	Ca3179	Cd2288	Co2286	Cr2055	Cu3247
Units	ppm	ppm	ppm	ppm	ppm	ppm	ppm	ppm	ppm	ppm	ppm	ppm
Avg	F **-.00000**	F **.00360**	F **-.00341**	F **.00341**	F **.00026**	F **.00002**	F **-.00074**	F **.00407**	F **.00003**	F **-.00058**	F **-.00011**	F **.00011**
Stddev	.00010	.00209	.00002	.00073	.00013	.00001	.00253	.00341	.00030	.00046	.00001	.00034
%RSD	12049.	57.884	.61805	21.314	49.163	61.946	343.90	83.736	1046.1	79.555	12.768	294.06
#1	-.00007	.00213	-.00342	.00392	.00017	.00003	-.00253	.00648	.00024	-.00026	-.00013	-.00012
#2	.00007	.00508	-.00340	.00289	.00034	.00001	.00105	.00166	-.00018	-.00091	-.00010	.00035
Check ?	Chk Fail	Chk Fail	Chk Fail	Chk Fail	Chk Fail	Chk Fail	Chk Fail	Chk Fail	Chk Fail	Chk Fail	Chk Fail	Chk Fail
Value	.01000	.10000	.01500	.10000	.01000	.00100	.10000	.20000	.00500	.01000	.01000	.01500
Range	-30.000%	-30.000%	-30.000%	-30.000%	-30.000%	-30.000%	-30.000%	-30.000%	-30.000%	-30.000%	-30.000%	-30.000%

Elem	Fe2599	K_7664	Li6707	Mg2790	Mn2576	Mo2020	Na5895	Ni2316	P_1782	Pb2203	S_1820	Sb2068
Units	ppm	ppm	ppm	ppm	ppm	ppm	ppm	ppm	ppm	ppm	ppm	ppm
Avg	F **.00872**	F **.09606**	F **-.00001**	F **.00998**	F **.00014**	F **.00011**	F **.02347**	F **-.00030**	F **-.00074**	F **-.00049**	**.00357**	F **.00211**
Stddev	.00182	.04182	.00035	.00281	.00011	.00077	.00796	.00016	.00006	.00062	.00069	.00035
%RSD	20.891	43.536	3121.2	28.103	78.796	707.22	33.899	54.391	7.9527	127.89	19.456	16.696
#1	.00744	.06649	.00024	.00800	.00006	.00066	.02909	-.00018	-.00070	-.00005	.00308	.00186
#2	.01001	.12563	-.00026	.01197	.00022	-.00044	.01784	-.00042	-.00079	-.00093	.00406	.00236
Check ?	Chk Fail	Chk Fail	Chk Fail	Chk Fail	Chk Fail	Chk Fail	Chk Fail	Chk Fail	Chk Fail	Chk Fail	None	Chk Fail
Value	.10000	3.0000	.01000	.20000	.01000	.02000	1.0000	.04000	3.0000	.00900		.02000
Range	-30.000%	-30.000%	-30.000%	-30.000%	-30.000%	-30.000%	-30.000%	-30.000%	-30.000%	-30.000%		-30.000%

Elem	Se1960	Si2881	Sn1899	Sr4077	Th2837	Ti3349	Tl1908	U_3701	V_2924	Zn2062	Zr3391
Units	ppm	ppm	ppm	ppm	ppm	ppm	ppm	ppm	ppm	ppm	ppm
Avg	F **.00176**	F **.00294**	F **-.00012**	F **.00012**	F **-.00592**	F **.00026**	F **-.00180**	F **.03213**	F **.00023**	F **-.00042**	F **.00060**
Stddev	.00273	.00615	.00225	.00004	.00121	.00019	.00153	.00734	.00050	.00092	.00016
%RSD	154.54	208.95	1894.8	33.801	20.417	74.105	84.983	22.849	220.49	217.37	25.858
#1	-.00016	.00729	.00147	.00009	-.00507	.00040	-.00288	.03733	.00059	.00023	.00072
#2	.00369	-.00140	-.00171	.00015	-.00677	.00012	-.00072	.02694	-.00013	-.00107	.00049
Check ?	Chk Fail	Chk Fail	Chk Fail	Chk Fail	Chk Fail	Chk Fail	Chk Fail	Chk Fail	Chk Fail	Chk Fail	Chk Fail
Value	.01500	.50000	.10000	.01000	.01500	.01000	.01500	.06000	.01000	.02000	.01500
Range	-30.000%	-30.000%	-30.000%	-30.000%	-30.000%	-30.000%	-30.000%	-30.000%	-30.000%	-30.000%	-30.000%

Int. Std.	Y_2243	Y_3600	Y_3774
Units	Cts/S	Cts/S	Cts/S
Avg	**1590.5**	**32098.**	**5563.9**
Stddev	2.5	158.	1.7
%RSD	.15790	.49297	.03026
#1	1592.3	32210.	5562.7
#2	1588.7	31986.	5565.1

TestAmerica

TestAmerica *Denver*

ICP Data Review Checklist

LIMS Batch Number(s): 320320363-5	Filename(s): 26a052016	Instrument ID (circle one): ICP25 ICP26
Analyst/1st Reviewer/Date: CR 5/23/16		Method (circle): 200.7 6010B 6010C
		QC Type (circle): Standard DoD Q4 DoD Q5 QAPP Other
Matrix (circle): Water Solid Leachate		Circle: Total TR PD Dissolved

Review Items	Yes	No	NA	2nd Rev	If No, why is data reportable?
A. Calibration/Instrument Run QC					
1. Instrument calibrated per lab SOP?	✓			✓	
2. Reanalysis of Calibration Standards before samples: 95-105% recovery	✓			✓	
3. ICB/CCB: run before samples, 10% frequency, & closing Result < ½ RL (routine) Result < LOD/2x MDL (DoD or special project)	✓			✓	If no, list details:
4. ICV/CCV: frequency initial, 10%, & closing - 90-110% recovery, 5% RSD (6010) 95-105% recovery, 3% RSD (200.7)	✓			✓	If no, list details:
5. ICVL/CCVL: 70-130% recovery (6010C)	✓			✓	If no, list details:
6. ICSA/ICSAB: run before samples ICSA detections for non-spiked analytes ≤ 2x RL | (<LOD/2x MDL for DoD or special project) ICSAB for spiked elements 80-120% *If no, list analytes:*	✓			✓	☐ Results outside limits due to contamination. ☐ Concentration of affected analyte in sample is less than RL.
7. RL-level check standard (CRI): 50-150% (routine) 80-120% recovery (DoD or special projects)	✓			✓	If no, list details:
B. Client Sample and QC Sample Results					
1. Samples with target element concentrations > 90% linear range diluted and reanalyzed? (200.7)	✓			✓	Comments:
2. Were all hits reported from a run with interfering elements < linear range? (L Flags Investigated?)	✓			✓	Comments:
3. Internal standard (IS) response ± 30% of ICB IS? *If no, list details:*	✓			✓	☐ High IS response. Sample(s) rerun at dilution. ☐ Low IS response. Sample(s) rerun at dilution.
C. Preparation/Matrix QC					
1. Method Blank: one per preparation batch result < ½ RL (routine)	✓			✓	☐ No analyte > RL in associated samples ☐ Sample results >10x blank ☐ Insufficient sample for reanalysis
2. LCS: one per preparation batch 80-120% recovery or historical (routine) 85-115% recovery or historical (200.7); project limits (other)	✓			✓	☐ Insufficient sample for reanalysis ☐ LCS %R > QC limits & samples < RL
3. MS/MSD or MS/Dup frequency: a pair per batch (routine) a pair per 10 samples (200.7)	✓			✓	☐ Insufficient sample – LCS/LCSD analyzed
C. Preparation/Matrix QC (cont.)					
4. MS/MSD recovery & RPD: 75-125% recovery or historical (routine) 70-130% recovery or historical (200.7) 20% RPD project limits (other)	✓			✓	☐ LCS acceptable – matrix effects ☐ Native analyte > 4x spike level ☐ Matrix effect and native analyte > 4x spike

TestAmerica *Denver*

Review Items	Yes	No	NA	2nd Rev	If No, why is data reportable?
5. If TCLP MS <50% and sample result 80-100% of toxicity characteristic limit, was MSA run?			✓	✓	Comments:
6. Serial dilution: present for each prep batch (routine) Required if MS/MSD fail (DoDV5) run at 5x dilution of parent sample ≤ 10% difference	✓			✓	☐ Sample result < 50 x MDL
7. Post digestion spike: Required if MS/MSD fail (DoD and 6010C) or by client request 75-125% recovery	✓			✓	
D. Raw Data & TALS Data Entry				✓	
1. TALS Sample List Tab	✓			✓	
a. LIMS Sample IDs / Containers are correct	✓			✓	
b. Method and matrix are correct	✓			✓	
c. Date and time are correct	✓			✓	
d. Dilutions are correct	✓			✓	
e. Correct suffix designated; e.g., DU, (where applicable)	✓			✓	
2. TALS Sample Results Tab				✓	
a. All reported analytes are marked Primary or Secondary	✓			✓	
b. All unused data are marked Rejected or Accepted. Unused data are clearly identified with reason not used	✓			✓	
c. Out of control QC is clearly identified	✓			✓	
d. Any data that has a qualifier is reviewed with appropriate action taken (NCM if needed)	✓			✓	
e. The attached data file includes the filename, instrument, and analyst initials	✓			✓	
3. TALS Worksheet Tab is complete and correct	✓			✓	
4. TALS Reagent Tab is complete and correct	✓			✓	
5. TALS QC Links Tab is correct	✓			✓	
6. TALS Batch Information Screen documentation is complete	✓			✓	
7. TALS Status set to appropriate review level	✓			✓	
E. Final Report and NCMs (2nd level review only)				✓	
1. Were all job/project requirements met?				✓	
2. Results for samples and QC correct on final report?				✓	
3. Are all necessary scanned documents in TALS?				✓	
4. NCMs reviewed for applicability, correct references to batches, grammar/typographical errors?				✓	
5. Raw Data PDF attached as document				✓	

Comments: _____

2nd Reviewer: _____ Review Date: 5/23/16

05/27/2016
Page 1745 of 2254

Sample Name: ICIS Acquired: 5/23/2016 11:36:30 Type: Cal
Method: 6500_026(v10) Mode: IR Corr. Factor: 1.000000
User: kellyca Custom ID1: Custom ID2: Custom ID3:
Comment:

Elem	Ag3280	Al1670	Al3092	As1890	B_2089	Ba4554	Be3130	Bi2230	Ca3179	Cd2288	Co2286	Cr2055
Units	Cts/S	Cts/S	Cts/S	Cts/S	Cts/S	Cts/S	Cts/S	Cts/S	Cts/S	Cts/S	Cts/S	Cts/S
Avg	**-.00168**	**.00056**	**.00086**	**-.00058**	**.00091**	**-.00093**	**.00043**	**-.00177**	**.00830**	**.00158**	**-.00038**	**.00021**
Stddev	.00007	.00009	.00005	.00009	.00002	.00017	.00018	.00001	.00057	.00042	.00009	.00000
%RSD	4.1970	15.767	6.3694	15.320	2.6773	17.804	41.740	.60251	6.8774	26.800	23.869	2.0156
#1	-.00163	.00062	.00090	-.00064	.00089	-.00105	.00056	-.00177	.00871	.00188	-.00031	.00021
#2	-.00173	.00049	.00082	-.00052	.00093	-.00081	.00031	-.00178	.00790	.00128	-.00044	.00022

Elem	Cu3247	Fe2599	Fe2714	K_7664	Li6707	Mg2790	Mn2576	Mo2020	Na5895	Na8183	Ni2316	P_1782
Units	Cts/S	Cts/S	Cts/S	Cts/S	Cts/S	Cts/S	Cts/S	Cts/S	Cts/S	Cts/S	Cts/S	Cts/S
Avg	**.00560**	**.00039**	**.00009**	**-.00036**	**-.00074**	**-.00002**	**.00007**	**.00037**	**.00230**	**-.01219**	**-.00123**	**.00002**
Stddev	.00012	.00004	.00019	.00017	.00057	.00002	.00010	.00011	.00004	.00005	.00031	.00006
%RSD	2.1846	9.0101	214.68	46.490	77.217	93.396	137.47	28.536	1.7413	.37239	25.682	351.94
#1	.00552	.00042	-.00005	-.00048	-.00114	-.00001	.00000	.00029	.00233	-.01222	-.00100	-.00003
#2	.00569	.00037	.00023	-.00024	-.00033	-.00004	.00014	.00044	.00227	-.01216	-.00145	.00006

Elem	Pb2203	S_1820	Sb2068	Se1960	Si2881	Sn1899	Sr4077	Th2837	Ti3349	Tl1908	U_3701	V_2924
Units	Cts/S	Cts/S	Cts/S	Cts/S	Cts/S	Cts/S	Cts/S	Cts/S	Cts/S	Cts/S	Cts/S	Cts/S
Avg	**-.00067**	**.00027**	**.00017**	**-.00033**	**.00065**	**.00037**	**-.00277**	**-.00009**	**-.00026**	**-.00045**	**-.00001**	**.00016**
Stddev	.00011	.00034	.00039	.00024	.00045	.00017	.00098	.00005	.00000	.00004	.00009	.00000
%RSD	15.646	123.05	227.71	72.851	68.926	44.495	35.242	54.138	.93312	8.8111	1451.6	3.0698
#1	-.00075	.00051	-.00011	-.00050	.00033	.00049	-.00346	-.00005	-.00026	-.00048	.00006	.00016
#2	-.00060	.00004	.00045	-.00016	.00097	.00026	-.00208	-.00012	-.00026	-.00043	-.00007	.00016

Elem	Zn2062	Zr3391
Units	Cts/S	Cts/S
Avg	**.00001**	**-.00080**
Stddev	.00001	.00007
%RSD	79.703	8.9867
#1	.00001	-.00075
#2	.00002	-.00085

Int. Std.	Y_2243	Y_3600	Y_3774
Units	Cts/S	Cts/S	Cts/S
Avg	**1516.9**	**30672.**	**6042.8**
Stddev	.8	4.	16.0
%RSD	.05404	.01358	.26539
#1	1516.3	30675.	6031.5
#2	1517.5	30669.	6054.2

Sample Name: IC1 Acquired: 5/23/2016 11:39:15 Type: Cal
Method: 6500_026(v10) Mode: IR Corr. Factor: 1.000000
User: kellyca Custom ID1: Custom ID2: Custom ID3:
Comment:

Elem	Ag3280	Al1670	As1890	B_2089	Ba4554	Be3130	Ca3179	Cd2288	Co2286	Cr2055	Cu3247	Fe2599	K_7664
Units	Cts/S	Cts/S	Cts/S	Cts/S	Cts/S	Cts/S	Cts/S	Cts/S	Cts/S	Cts/S	Cts/S	Cts/S	Cts/S
Avg	**.22960**	**.19955**	**.12407**	**.37775**	**6.3286**	**5.3806**	**1.1828**	**1.6495**	**.87995**	**1.0721**	**.35763**	**.54159**	**5.8327**
Stddev	.00045	.00042	.00004	.00167	.0159	.0011	.0011	.0029	.00159	.0010	.00085	.00081	.0045
%RSD	.19524	.20892	.03349	.44195	.25175	.02037	.09359	.17590	.18053	.09568	.23704	.14964	.07654
#1	.22992	.19984	.12404	.37657	6.3174	5.3798	1.1821	1.6475	.87883	1.0728	.35823	.54102	5.8358
#2	.22928	.19926	.12410	.37893	6.3399	5.3814	1.1836	1.6516	.88107	1.0714	.35703	.54216	5.8295

Elem	Li6707	Mg2790	Mn2576	Mo2020	Na5895	Ni2316	P_1782	Pb2203	Sb2068	Se1960	Si2881	Sn1899	Sr4077
Units	Cts/S	Cts/S	Cts/S	Cts/S	Cts/S	Cts/S	Cts/S	Cts/S	Cts/S	Cts/S	Cts/S	Cts/S	Cts/S
Avg	**3.1265**	**.48098**	**.89412**	**.59712**	**1.9645**	**.62477**	**.11433**	**.42144**	**.26144**	**.10494**	**.25222**	**.30006**	**11.908**
Stddev	.0016	.00026	.00117	.00120	.0092	.00027	.00019	.00020	.00109	.00016	.00140	.00004	.004
%RSD	.05011	.05437	.13114	.20020	.46780	.04268	.16240	.04864	.41538	.15192	.55342	.01312	.03627
#1	3.1276	.48116	.89495	.59797	1.9580	.62496	.11420	.42130	.26068	.10483	.25123	.30009	11.905
#2	3.1254	.48079	.89330	.59628	1.9710	.62459	.11446	.42159	.26221	.10506	.25321	.30004	11.911

Elem	Ti3349	Tl1908	V_2924	Zn2062	Zr3391
Units	Cts/S	Cts/S	Cts/S	Cts/S	Cts/S
Avg	**.29902**	**.21727**	**.15846**	**.01466**	**.31164**
Stddev	.00009	.00096	.00034	.00004	.00032
%RSD	.03131	.43974	.21193	.25807	.10387
#1	.29909	.21660	.15870	.01464	.31141
#2	.29895	.21795	.15823	.01469	.31187

Int. Std.	Y_2243	Y_3600	Y_3774
Units	Cts/S	Cts/S	Cts/S
Avg	**1486.9**	**29629.**	**5972.4**
Stddev	3.4	35.	25.5
%RSD	.22895	.11875	.42728
#1	1489.3	29654.	5990.5
#2	1484.5	29604.	5954.4

Sample Name: IC2 Acquired: 5/23/2016 11:41:48 Type: Cal
Method: 6500_026(v10) Mode: IR Corr. Factor: 1.000000
User: kellyca Custom ID1: Custom ID2: Custom ID3:
Comment:

Elem	Al3092	Bi2230	Fe2714	Na8183	S_1820	Th2837	U_3701
Units	Cts/S	Cts/S	Cts/S	Cts/S	Cts/S	Cts/S	Cts/S
Avg	**3.2225**	**.31718**	**.54408**	**2.8069**	**.47423**	**.46069**	**.14501**
Stddev	.0039	.00020	.00178	.0095	.00081	.00005	.00011
%RSD	.12221	.06416	.32788	.33940	.17135	.01093	.07572
#1	3.2253	.31733	.54282	2.8137	.47366	.46065	.14509
#2	3.2197	.31704	.54534	2.8002	.47481	.46073	.14493

Int. Std.	Y_2243	Y_3600	Y_3774
Units	Cts/S	Cts/S	Cts/S
Avg	**1446.9**	**29167.**	**6066.4**
Stddev	5.2	18.	33.2
%RSD	.36182	.06167	.54759
#1	1450.6	29179.	6089.9
#2	1443.2	29154.	6043.0

Sample Name: S1-3900193 Acquired: 5/23/2016 11:44:33 Type: QC
Method: 6500_026(v10) Mode: CONC Corr. Factor: 1.000000
User: kellyca Custom ID1: Custom ID2: Custom ID3:
Comment:

Elem	Ag3280	Al1670	As1890	B_2089	Ba4554	Be3130	Bi2230	Ca3179	Cd2288	Co2286	Cr2055	Cu3247	Fe2599	K_7664
Units	ppm	ppm	ppm	ppm	ppm	ppm	ppm	ppm	ppm	ppm	ppm	ppm	ppm	ppm
Avg	**.97788**	**.99526**	**1.9615**	**.98003**	**.97836**	**.98032**	**.00114**	**9.7762**	**.98303**	**.98458**	**.98651**	**.97583**	**4.9065**	**97.983**
Stddev	.00212	.01745	.0043	.00027	.00348	.00351	.00136	.0044	.00304	.00170	.00172	.00176	.0239	.336
%RSD	.21633	1.7534	.22162	.02717	.35571	.35808	119.30	.04492	.30907	.17271	.17460	.17987	.48673	.34339
#1	.97639	1.0076	1.9646	.98021	.97590	.97784	.00210	9.7730	.98518	.98578	.98773	.97459	4.8896	97.745
#2	.97938	.98292	1.9584	.97984	.98082	.98280	.00018	9.7793	.98088	.98338	.98530	.97708	4.9234	98.221
Check ?	Chk Pass	Chk Pass	Chk Pass	Chk Pass	Chk Pass	Chk Pass	None	Chk Pass	Chk Pass	Chk Pass	Chk Pass	Chk Pass	Chk Pass	Chk Pass
Value														
Range														

Elem	Li6707	Mg2790	Mn2576	Mo2020	Na5895	Na8183	Ni2316	P_1782	Pb2203	S_1820	Sb2068	Se1960	Si2881	Sn1899
Units	ppm	ppm	ppm	ppm	ppm	ppm	ppm	ppm	ppm	ppm	ppm	ppm	ppm	ppm
Avg	**1.9647**	**39.011**	**.97875**	**.98540**	**9.8165**	**10.243**	**.98467**	**1.9489**	**1.9698**	**.00863**	**1.9540**	**1.9510**	**9.7477**	**1.9582**
Stddev	.0078	.036	.00162	.00185	.0097	.191	.00223	.0002	.0082	.00135	.0039	.0100	.0759	.0080
%RSD	.39656	.09239	.16550	.18825	.09913	1.8654	.22627	.00931	.41499	15.694	.19938	.51416	.77825	.40675
#1	1.9592	38.986	.97760	.98409	9.8097	10.108	.98625	1.9490	1.9756	.00768	1.9513	1.9581	9.6941	1.9638
#2	1.9702	39.037	.97989	.98671	9.8234	10.378	.98310	1.9488	1.9640	.00959	1.9568	1.9439	9.8013	1.9526
Check ?	Chk Pass	Chk Pass	Chk Pass	Chk Pass	Chk Pass	Chk Pass	Chk Pass	Chk Pass	Chk Pass	None	Chk Pass	Chk Pass	Chk Pass	Chk Pass
Value														
Range														

Elem	Sr4077	Th2837	Ti3349	Tl1908	U_3701	V_2924	Zn2062	Zr3391
Units	ppm	ppm	ppm	ppm	ppm	ppm	ppm	ppm
Avg	**.97581**	**.00716**	**.97801**	**1.9479**	**.01943**	**.97210**	**.98108**	**.97502**
Stddev	.00311	.00345	.00108	.0009	.02810	.00260	.00791	.00100
%RSD	.31911	48.150	.11025	.04523	144.61	.26739	.80619	.10296
#1	.97361	.00472	.97725	1.9485	.03931	.97026	.98668	.97573
#2	.97801	.00960	.97877	1.9473	-.00044	.97394	.97549	.97431
Check ?	Chk Pass	None	Chk Pass	Chk Pass	None	Chk Pass	Chk Pass	Chk Pass
Value								
Range								

Int. Std.	Y_2243	Y_3600	Y_3774
Units	Cts/S	Cts/S	Cts/S
Avg	**1509.5**	**30106.**	**6072.4**
Stddev	1.1	22.	30.7
%RSD	.07565	.07159	.50502
#1	1510.3	30121.	6094.1
#2	1508.6	30091.	6050.7

Sample Name: S2-3900194 Acquired: 5/23/2016 11:47:05 Type: QC
Method: 6500_026(v10) Mode: CONC Corr. Factor: 1.000000
User: kellyca Custom ID1: Custom ID2: Custom ID3:
Comment:

Elem	Ag3280	Al3092	As1890	B_2089	Ba4554	Be3130	Bi2230	Ca3179	Cd2288	Co2286	Cr2055	Cu3247	Fe2714
Units	ppm	ppm	ppm	ppm	ppm	ppm	ppm	ppm	ppm	ppm	ppm	ppm	ppm
Avg	**.00492**	**100.07**	**-.00202**	**.00381**	**.00061**	**-.00035**	**2.0209**	**-.12166**	**-.00244**	**.00560**	**-.00083**	**.01535**	**99.823**
Stddev	.00109	.11	.00246	.00030	.00006	.00013	.0069	.00257	.00003	.00034	.00026	.00056	.008
%RSD	22.108	.11285	121.43	7.7450	10.241	36.160	.34091	2.1118	1.3037	6.0620	31.010	3.6667	.00775
#1	.00569	100.15	-.00029	.00402	.00057	-.00044	2.0160	-.11984	-.00241	.00583	-.00101	.01575	99.818
#2	.00415	99.990	-.00376	.00360	.00066	-.00026	2.0257	-.12347	-.00246	.00536	-.00064	.01495	99.829
Check ?	None	Chk Pass	None	None	None	None	Chk Pass	None	None	None	None	None	Chk Pass
Value													
Range													

Elem	K_7664	Li6707	Mg2790	Mn2576	Mo2020	Na8183	Ni2316	P_1782	Pb2203	S_1820	Sb2068	Se1960	Si2881
Units	ppm	ppm	ppm	ppm	ppm	ppm	ppm	ppm	ppm	ppm	ppm	ppm	ppm
Avg	**.04992**	**-.00004**	**.31413**	**-.00109**	**-.00387**	**501.03**	**-.00149**	**.00807**	**-.00470**	**10.094**	**.00033**	**.01982**	**-.01036**
Stddev	.00600	.00034	.03056	.00069	.00034	.55	.00008	.00031	.00005	.020	.00404	.00961	.00195
%RSD	12.023	784.33	9.7281	63.484	8.7340	.10927	5.3068	3.8445	1.1212	.19684	1207.9	48.469	18.865
#1	.04567	.00020	.33574	-.00060	-.00411	501.41	-.00155	.00829	-.00473	10.080	.00319	.01303	-.01174
#2	.05416	-.00028	.29253	-.00159	-.00363	500.64	-.00144	.00785	-.00466	10.108	-.00252	.02661	-.00898
Check ?	None	None	None	None	None	Chk Pass	None	None	None	Chk Pass	None	None	None
Value													
Range													

Elem	Sn1899	Sr4077	Th2837	Ti3349	Tl1908	U_3701	V_2924	Zn2062	Zr3391
Units	ppm	ppm	ppm	ppm	ppm	ppm	ppm	ppm	ppm
Avg	**.00259**	**.00059**	**9.9506**	**.04722**	**-.00505**	**20.066**	**-.03233**	**-.00107**	**.00493**
Stddev	.00076	.00003	.0070	.00070	.00313	.016	.00025	.00093	.00025
%RSD	29.335	5.0289	.07056	1.4840	61.946	.07850	.76771	86.553	5.0562
#1	.00205	.00057	9.9555	.04772	-.00727	20.055	-.03215	-.00042	.00510
#2	.00313	.00062	9.9456	.04673	-.00284	20.077	-.03250	-.00173	.00475
Check ?	None	None	Chk Pass	None	None	Chk Pass	None	None	None
Value									
Range									

Int. Std.	Y_2243	Y_3600	Y_3774
Units	Cts/S	Cts/S	Cts/S
Avg	**1443.4**	**29189.**	**6070.5**
Stddev	2.8	5.	10.4
%RSD	.19449	.01817	.17199
#1	1445.4	29193.	6063.1
#2	1441.4	29185.	6077.9

Sample Name: icvh-3897651 Acquired: 5/23/2016 11:50:12 Type: QC
Method: 6500_026(v10) Mode: CONC Corr. Factor: 1.000000
User: kellyca Custom ID1: Custom ID2: Custom ID3:
Comment:

Elem	Ag3280	Al3092	As1890	B_2089	Ba4554	Be3130	Bi2230	Ca3179	Cd2288	Co2286	Cr2055	Cu3247
Units	ppm	ppm	ppm	ppm	ppm	ppm	ppm	ppm	ppm	ppm	ppm	ppm
Avg	**.00099**	**39.289**	**-.00090**	**.00077**	**.00071**	**-.00005**	**.50869**	**-.04009**	**-.00056**	**.00178**	**.00023**	**.00384**
Stddev	.00073	.486	.00074	.00030	.00004	.00016	.00129	.00044	.00038	.00032	.00015	.00004
%RSD	73.625	1.2375	82.984	39.254	5.6293	317.25	.25351	1.0886	68.213	17.952	65.728	1.0966
#1	.00151	38.945	-.00142	.00055	.00074	.00006	.50961	-.03978	-.00083	.00156	.00012	.00387
#2	.00048	39.633	-.00037	.00098	.00068	-.00016	.50778	-.04039	-.00029	.00201	.00034	.00381
Check ?	None	Chk Pass	None	None	None	None	Chk Pass	None	None	None	None	None
Value												
Range												

Elem	Fe2714	K_7664	Li6707	Mg2790	Mn2576	Mo2020	Na8183	Ni2316	P_1782	Pb2203	S_1820	Sb2068
Units	ppm	ppm	ppm	ppm	ppm	ppm	ppm	ppm	ppm	ppm	ppm	ppm
Avg	**77.917**	**-.02171**	**-.00108**	**.07196**	**-.00138**	**-.00187**	**40.303**	**-.00060**	**-.00045**	**-.00330**	W **3.7758**	**.00166**
Stddev	.613	.00017	.00061	.00042	.00010	.00031	.058	.00016	.00162	.00342	.0012	.00160
%RSD	.78683	.78469	56.886	.58222	7.4728	16.315	.14313	25.896	356.62	103.65	.03117	96.256
#1	77.484	-.02159	-.00151	.07226	-.00131	-.00166	40.262	-.00071	-.00160	-.00088	3.7767	.00053
#2	78.351	-.02183	-.00064	.07167	-.00146	-.00209	40.344	-.00049	.00069	-.00571	3.7750	.00279
Check ?	Chk Pass	None	None	None	None	None	Chk Pass	None	None	None	Chk Warn	None
Value											4.0000	
Range											-5.0000%	

Elem	Se1960	Si2881	Sn1899	Sr4077	Th2837	Ti3349	Tl1908	U_3701	V_2924	Zn2062	Zr3391
Units	ppm	ppm	ppm	ppm	ppm	ppm	ppm	ppm	ppm	ppm	ppm
Avg	**.00173**	**.00665**	**.00145**	**.00017**	**2.9345**	**.01430**	**.00114**	**5.1977**	**-.00790**	**-.00132**	**.00541**
Stddev	.00247	.00586	.00191	.00002	.0020	.00009	.00038	.0236	.00059	.00028	.00238
%RSD	142.29	88.092	131.24	10.626	.06866	.66057	33.045	.45448	7.4601	20.863	43.941
#1	-.00001	.01080	.00010	.00018	2.9331	.01423	.00141	5.2144	-.00748	-.00152	.00373
#2	.00348	.00251	.00280	.00016	2.9360	.01436	.00088	5.1810	-.00831	-.00113	.00710
Check ?	None	None	None	None	Chk Pass	None	None	Chk Pass	None	None	None
Value											
Range											

Int. Std.	Y_2243	Y_3600	Y_3774
Units	Cts/S	Cts/S	Cts/S
Avg	**1531.4**	**31175.**	**6315.4**
Stddev	4.3	89.	14.7
%RSD	.28226	.28521	.23275
#1	1528.3	31112.	6325.7
#2	1534.5	31237.	6305.0

Sample Name: icv-3897847 Acquired: 5/23/2016 11:53:16 Type: QC
Method: 6500_026(v10) Mode: CONC Corr. Factor: 1.000000
User: kellyca Custom ID1: Custom ID2: Custom ID3:
Comment:

Elem	Ag3280	Al1670	As1890	B_2089	Ba4554	Be3130	Bi2230	Ca3179	Cd2288	Co2286	Cr2055	Cu3247
Units	ppm	ppm	ppm	ppm	ppm	ppm	ppm	ppm	ppm	ppm	ppm	ppm
Avg	**.24520**	W **.26385**	**.25565**	**.25061**	**.24735**	**.24606**	**-.00013**	**1.9629**	**.24874**	**.25164**	**.25324**	**.24526**
Stddev	.00137	.00188	.00045	.00000	.00004	.00002	.00223	.0024	.00069	.00030	.00031	.00011
%RSD	.55717	.71221	.17492	.00158	.01818	.00892	1743.9	.12270	.27609	.12030	.12276	.04563
#1	.24424	.26518	.25596	.25062	.24732	.24607	-.00170	1.9612	.24923	.25142	.25302	.24518
#2	.24617	.26252	.25533	.25061	.24739	.24604	.00145	1.9646	.24826	.25185	.25346	.24534
Check ?	Chk Pass	Chk Warn	Chk Pass	Chk Pass	Chk Pass	Chk Pass	None	Chk Pass	Chk Pass	Chk Pass	Chk Pass	Chk Pass
Value		.25000										
Range		5.0000%										

Elem	Fe2599	K_7664	Li6707	Mg2790	Mn2576	Mo2020	Na5895	Ni2316	P_1782	Pb2203	S_1820	Sb2068
Units	ppm	ppm	ppm	ppm	ppm	ppm	ppm	ppm	ppm	ppm	ppm	ppm
Avg	**.25164**	**19.759**	**.24842**	**9.9352**	**.25071**	**.24830**	**1.9623**	**.25586**	**1.9638**	**.25724**	**.00256**	**.24831**
Stddev	.00141	.027	.00042	.0177	.00086	.00009	.0009	.00045	.0093	.00145	.00452	.00005
%RSD	.55980	.13458	.16714	.17821	.34342	.03765	.04389	.17753	.47370	.56455	176.75	.01907
#1	.25064	19.778	.24871	9.9227	.25011	.24836	1.9617	.25554	1.9572	.25827	-.00064	.24835
#2	.25264	19.740	.24813	9.9477	.25132	.24823	1.9629	.25618	1.9703	.25621	.00575	.24828
Check ?	Chk Pass	Chk Pass	Chk Pass	Chk Pass	Chk Pass	Chk Pass	Chk Pass	Chk Pass	Chk Pass	Chk Pass	None	Chk Pass
Value												
Range												

Elem	Se1960	Si2881	Sn1899	Sr4077	Th2837	Ti3349	Tl1908	U_3701	V_2924	Zn2062	Zr3391
Units	ppm	ppm	ppm	ppm	ppm	ppm	ppm	ppm	ppm	ppm	ppm
Avg	**.50545**	**1.9865**	**.50034**	**.24568**	**.00301**	**.24154**	**.52165**	**.01078**	**.24084**	**.24506**	**.24163**
Stddev	.00209	.0050	.00218	.00009	.00116	.00217	.00178	.00505	.00002	.00095	.00161
%RSD	.41378	.25007	.43601	.03855	38.609	.89939	.34212	46.854	.00949	.38720	.66703
#1	.50693	1.9900	.50188	.24575	.00383	.24001	.52291	.01436	.24086	.24439	.24277
#2	.50398	1.9830	.49880	.24562	.00219	.24308	.52039	.00721	.24082	.24573	.24049
Check ?	Chk Pass	Chk Pass	Chk Pass	Chk Pass	None	Chk Pass	Chk Pass	None	Chk Pass	Chk Pass	Chk Pass
Value											
Range											

Int. Std.	Y_2243	Y_3600	Y_3774
Units	Cts/S	Cts/S	Cts/S
Avg	**1534.1**	**31167.**	**6180.0**
Stddev	3.4	65.	3.9
%RSD	.22368	.20698	.06280
#1	1536.6	31213.	6177.3
#2	1531.7	31122.	6182.7

Sample Name: icvl-3907489 Acquired: 5/23/2016 11:55:54 Type: QC
Method: 6500_026(v10) Mode: CONC Corr. Factor: 1.000000
User: kellyca Custom ID1: Custom ID2: Custom ID3:
Comment:

Elem	Ag3280	Al1670	As1890	B_2089	Ba4554	Be3130	Bi2230	Ca3179	Cd2288	Co2286	Cr2055	Cu3247
Units	ppm	ppm	ppm	ppm	ppm	ppm	ppm	ppm	ppm	ppm	ppm	ppm
Avg	**.00996**	**.10431**	**.01228**	**.09906**	**.01017**	**.00098**	**.10848**	**.19791**	**.00503**	**.01006**	**.01047**	**.01508**
Stddev	.00019	.00118	.00172	.00012	.00014	.00009	.00044	.00315	.00010	.00034	.00009	.00020
%RSD	1.8870	1.1284	13.985	.12598	1.3839	9.4741	.40841	1.5925	1.9022	3.3873	.83245	1.3218
#1	.00982	.10348	.01107	.09897	.01027	.00091	.10816	.20014	.00509	.01031	.01040	.01493
#2	.01009	.10515	.01350	.09915	.01007	.00105	.10879	.19568	.00496	.00982	.01053	.01522
Check ?	Chk Pass	Chk Pass	Chk Pass	Chk Pass	Chk Pass	Chk Pass	Chk Pass	Chk Pass	Chk Pass	Chk Pass	Chk Pass	Chk Pass
Value												
Range												

Elem	Fe2599	K_7664	Li6707	Mg2790	Mn2576	Mo2020	Na5895	Ni2316	P_1782	Pb2203	S_1820	Sb2068
Units	ppm	ppm	ppm	ppm	ppm	ppm	ppm	ppm	ppm	ppm	ppm	ppm
Avg	**.11121**	**2.9538**	**.00978**	**.20056**	**.01000**	**.02021**	**.99136**	**.04098**	**2.8498**	**.00990**	**-.00191**	**.02149**
Stddev	.00129	.0108	.00016	.00181	.00001	.00024	.00179	.00086	.0029	.00153	.00211	.00051
%RSD	1.1586	.36711	1.6035	.90472	.14406	1.1761	.18093	2.0873	.10162	15.493	110.90	2.3766
#1	.11212	2.9614	.00989	.19928	.00999	.02004	.99263	.04158	2.8478	.00882	-.00041	.02112
#2	.11030	2.9461	.00967	.20184	.01001	.02037	.99010	.04037	2.8519	.01099	-.00340	.02185
Check ?	Chk Pass	Chk Pass	Chk Pass	Chk Pass	Chk Pass	Chk Pass	Chk Pass	Chk Pass	Chk Pass	Chk Pass	None	Chk Pass
Value												
Range												

Elem	Se1960	Si2881	Sn1899	Sr4077	Th2837	Ti3349	Tl1908	U_3701	V_2924	Zn2062	Zr3391
Units	ppm	ppm	ppm	ppm	ppm	ppm	ppm	ppm	ppm	ppm	ppm
Avg	F **.02299**	**.50415**	**.09968**	**.00980**	**.01681**	**.01006**	**.01920**	**.07590**	**.00982**	**.01762**	**.01521**
Stddev	.01135	.00674	.00024	.00004	.00013	.00008	.00060	.00461	.00013	.00031	.00027
%RSD	49.374	1.3377	.23721	.43394	.79282	.80905	3.1034	6.0749	1.3379	1.7679	1.7488
#1	.03102	.50892	.09951	.00983	.01691	.01000	.01878	.07264	.00991	.01740	.01540
#2	.01496	.49939	.09984	.00977	.01672	.01012	.01962	.07916	.00973	.01784	.01502
Check ?	Chk Fail	Chk Pass	Chk Pass	Chk Pass	Chk Pass	Chk Pass	Chk Pass	Chk Pass	Chk Pass	Chk Pass	Chk Pass
Value	.01500										
Range	30.000%										

Int. Std.	Y_2243	Y_3600	Y_3774
Units	Cts/S	Cts/S	Cts/S
Avg	**1550.1**	**31553.**	**6116.6**
Stddev	.9	98.	27.8
%RSD	.05905	.31109	.45397
#1	1549.5	31484.	6096.9
#2	1550.8	31623.	6136.2

Sample Name: icvl-3907489 Acquired: 5/23/2016 12:01:13 Type: QC
Method: 6500_026(v10) Mode: CONC Corr. Factor: 1.000000
User: kellyca Custom ID1: Custom ID2: Custom ID3:
Comment:

Elem	Ag3280	Al1670	As1890	B_2089	Ba4554	Be3130	Bi2230	Ca3179	Cd2288	Co2286	Cr2055	Cu3247
Units	ppm	ppm	ppm	ppm	ppm	ppm	ppm	ppm	ppm	ppm	ppm	ppm
Avg	**.00990**	**.10559**	**.01599**	**.10019**	**.01025**	**.00104**	**.11326**	**.19892**	**.00489**	**.01004**	**.01031**	**.01459**
Stddev	.00049	.00081	.00230	.00053	.00006	.00003	.00039	.00219	.00007	.00000	.00016	.00004
%RSD	4.9046	.76834	14.353	.53354	.55403	3.2372	.34649	1.1010	1.5032	.04731	1.5193	.29075
#1	.00956	.10616	.01762	.10057	.01021	.00102	.11353	.19738	.00484	.01005	.01020	.01456
#2	.01024	.10501	.01437	.09982	.01029	.00107	.11298	.20047	.00495	.01004	.01042	.01462
Check ?	Chk Pass	Chk Pass	Chk Pass	Chk Pass	Chk Pass	Chk Pass	Chk Pass	Chk Pass	Chk Pass	Chk Pass	Chk Pass	Chk Pass
Value												
Range												

Elem	Fe2599	K_7664	Li6707	Mg2790	Mn2576	Mo2020	Na5895	Ni2316	P_1782	Pb2203	S_1820	Sb2068
Units	ppm	ppm	ppm	ppm	ppm	ppm	ppm	ppm	ppm	ppm	ppm	ppm
Avg	**.11187**	**2.9733**	**.00936**	**.19945**	**.01013**	**.02013**	**1.0012**	**.04187**	**2.8671**	**.00877**	**-.00089**	**.02079**
Stddev	.00067	.0179	.00114	.00214	.00003	.00030	.0074	.00077	.0147	.00074	.00497	.00101
%RSD	.59883	.60046	12.128	1.0747	.28034	1.4740	.73652	1.8366	.51254	8.4909	561.24	4.8418
#1	.11140	2.9860	.00856	.20097	.01015	.01992	1.0064	.04132	2.8567	.00824	.00263	.02008
#2	.11235	2.9607	.01017	.19794	.01011	.02034	.99600	.04241	2.8775	.00929	-.00440	.02150
Check ?	Chk Pass	Chk Pass	Chk Pass	Chk Pass	Chk Pass	Chk Pass	Chk Pass	Chk Pass	Chk Pass	Chk Pass	None	Chk Pass
Value												
Range												

Elem	Se1960	Si2881	Sn1899	Sr4077	Th2837	Ti3349	Tl1908	U_3701	V_2924	Zn2062	Zr3391
Units	ppm	ppm	ppm	ppm	ppm	ppm	ppm	ppm	ppm	ppm	ppm
Avg	F **.02277**	**.50240**	**.10194**	**.00993**	**.01666**	**.01012**	**.01732**	**.07195**	**.00971**	**.01980**	**.01443**
Stddev	.00066	.00852	.00088	.00004	.00036	.00050	.00248	.00790	.00017	.00027	.00067
%RSD	2.8968	1.6950	.86728	.37427	2.1708	4.9313	14.314	10.986	1.7904	1.3516	4.6404
#1	.02323	.49638	.10257	.00996	.01692	.01048	.01907	.07754	.00958	.01999	.01396
#2	.02230	.50842	.10132	.00991	.01641	.00977	.01557	.06636	.00983	.01961	.01491
Check ?	Chk Fail	Chk Pass	Chk Pass	Chk Pass	Chk Pass	Chk Pass	Chk Pass	Chk Pass	Chk Pass	Chk Pass	Chk Pass
Value	.01500										
Range	30.000%										

Int. Std.	Y_2243	Y_3600	Y_3774
Units	Cts/S	Cts/S	Cts/S
Avg	**1540.9**	**31345.**	**6089.7**
Stddev	5.4	1.	1.2
%RSD	.34822	.00270	.01939
#1	1544.7	31344.	6090.5
#2	1537.1	31345.	6088.8

Sample Name: ccvh-3900196 Acquired: 5/23/2016 12:11:03 Type: QC
Method: 6500_026(v10) Mode: CONC Corr. Factor: 1.000000
User: kellyca Custom ID1: Custom ID2: Custom ID3:
Comment:

Elem	Ag3280	Al3092	As1890	B_2089	Ba4554	Be3130	Bi2230	Ca3179	Cd2288	Co2286	Cr2055	Cu3247	Fe2714
Units	ppm	ppm	ppm	ppm	ppm	ppm	ppm	ppm	ppm	ppm	ppm	ppm	ppm
Avg	**.00442**	**50.233**	**.00080**	**.00302**	**.00229**	**.00162**	**1.0188**	**-.04432**	**.00053**	**.00515**	**.00114**	**.01009**	**50.199**
Stddev	.00047	.165	.00598	.00067	.00001	.00002	.0056	.00154	.00010	.00017	.00037	.00052	.159
%RSD	10.664	.32871	743.74	22.032	.60269	1.2569	.54832	3.4746	19.223	3.3474	32.827	5.1959	.31595
#1	.00475	50.349	.00503	.00255	.00228	.00164	1.0149	-.04541	.00060	.00503	.00140	.00972	50.311
#2	.00408	50.116	-.00342	.00349	.00230	.00161	1.0228	-.04323	.00046	.00527	.00087	.01046	50.087
Check ?	None	Chk Pass	None	None	None	None	Chk Pass	None	None	None	None	None	Chk Pass
Value													
Range													

Elem	K_7664	Li6707	Mg2790	Mn2576	Mo2020	Na8183	Ni2316	P_1782	Pb2203	S_1820	Sb2068	Se1960	Si2881
Units	ppm	ppm	ppm	ppm	ppm	ppm	ppm	ppm	ppm	ppm	ppm	ppm	ppm
Avg	**.16127**	**.00306**	**.22897**	**.00097**	**-.00095**	**253.08**	**.00064**	**.00885**	**.00111**	**4.9694**	**.00585**	**.01619**	**.01981**
Stddev	.00528	.00040	.00834	.00003	.00022	.43	.00018	.00363	.00189	.0259	.00086	.00026	.00680
%RSD	3.2762	13.161	3.6420	2.6327	23.047	.17015	28.524	40.996	170.35	.52159	14.670	1.6277	34.309
#1	.15754	.00334	.22308	.00095	-.00080	253.38	.00077	.01141	.00245	4.9511	.00646	.01637	.01500
#2	.16501	.00278	.23487	.00098	-.00111	252.77	.00051	.00628	-.00023	4.9878	.00524	.01600	.02462
Check ?	None	None	None	None	None	Chk Pass	None	None	None	Chk Pass	None	None	None
Value													
Range													

Elem	Sn1899	Sr4077	Th2837	Ti3349	Tl1908	U_3701	V_2924	Zn2062	Zr3391
Units	ppm	ppm	ppm	ppm	ppm	ppm	ppm	ppm	ppm
Avg	**.00551**	**.00213**	**5.0328**	**.02479**	**.00301**	**10.406**	**-.01416**	**.00038**	**.00272**
Stddev	.00089	.00003	.0138	.00025	.00085	.035	.00025	.00083	.00100
%RSD	16.214	1.3176	.27501	.99539	28.122	.33502	1.7341	217.16	36.778
#1	.00487	.00215	5.0426	.02496	.00361	10.381	-.01434	.00097	.00201
#2	.00614	.00211	5.0230	.02462	.00241	10.430	-.01399	-.00021	.00342
Check ?	None	None	Chk Pass	None	None	Chk Pass	None	None	None
Value									
Range									

Int. Std.	Y_2243	Y_3600	Y_3774
Units	Cts/S	Cts/S	Cts/S
Avg	**1474.2**	**29734.**	**6121.9**
Stddev	8.4	54.	2.1
%RSD	.56834	.18049	.03511
#1	1480.2	29696.	6123.4
#2	1468.3	29772.	6120.4

Sample Name: ccv-3900195 Acquired: 5/23/2016 12:13:51 Type: QC
Method: 6500_026(v10) Mode: CONC Corr. Factor: 1.000000
User: kellyca Custom ID1: Custom ID2: Custom ID3:
Comment:

Elem	Ag3280	Al1670	As1890	B_2089	Ba4554	Be3130	Bi2230	Ca3179	Cd2288	Co2286	Cr2055	Cu3247	Fe2599	K_7664
Units	ppm	ppm	ppm	ppm	ppm	ppm	ppm	ppm	ppm	ppm	ppm	ppm	ppm	ppm
Avg	**.48583**	**.53933**	**.96947**	**.49433**	**.48405**	**.48099**	**.00429**	**5.0125**	**.48268**	**.48660**	**.48333**	**.49174**	**2.4409**	**48.536**
Stddev	.00097	.00156	.00219	.00154	.00026	.00049	.00011	.0200	.00061	.00168	.00093	.00035	.0172	.000
%RSD	.19993	.28955	.22609	.31148	.05291	.10278	2.5009	.39868	.12542	.34465	.19166	.07098	.70399	.00083
#1	.48514	.54044	.96792	.49541	.48423	.48134	.00436	5.0266	.48311	.48779	.48398	.49150	2.4531	48.536
#2	.48651	.53823	.97102	.49324	.48387	.48064	.00421	4.9983	.48225	.48541	.48267	.49199	2.4288	48.536
Check ?	Chk Pass	Chk Pass	Chk Pass	Chk Pass	Chk Pass	Chk Pass	None	Chk Pass	Chk Pass	Chk Pass	Chk Pass	Chk Pass	Chk Pass	Chk Pass
Value														
Range														

Elem	Li6707	Mg2790	Mn2576	Mo2020	Na5895	Ni2316	P_1782	Pb2203	S_1820	Sb2068	Se1960	Si2881	Sn1899	Sr4077
Units	ppm	ppm	ppm	ppm	ppm	ppm	ppm	ppm	ppm	ppm	ppm	ppm	ppm	ppm
Avg	**.98132**	**19.606**	**.48670**	**.48382**	**5.0794**	**.49261**	**.96355**	**.99622**	**.01023**	**.96483**	**.98996**	**4.8094**	**.97922**	**.48643**
Stddev	.00172	.007	.00186	.00178	.0101	.00059	.00542	.00141	.00124	.00685	.00357	.0122	.00713	.00013
%RSD	.17567	.03345	.38290	.36860	.19779	.11904	.56234	.14157	12.097	.70953	.36095	.25415	.72817	.02635
#1	.98010	19.602	.48538	.48508	5.0865	.49302	.96738	.99522	.00935	.96967	.99249	4.8007	.98426	.48652
#2	.98254	19.611	.48802	.48256	5.0723	.49219	.95972	.99721	.01110	.95999	.98744	4.8180	.97418	.48634
Check ?	Chk Pass	Chk Pass	Chk Pass	Chk Pass	Chk Pass	Chk Pass	Chk Pass	Chk Pass	None	Chk Pass	Chk Pass	Chk Pass	Chk Pass	Chk Pass
Value														
Range														

Elem	Th2837	Ti3349	Tl1908	U_3701	V_2924	Zn2062	Zr3391
Units	ppm	ppm	ppm	ppm	ppm	ppm	ppm
Avg	**.00845**	**.48502**	**1.0095**	**.03037**	**.48318**	**.48120**	**.48128**
Stddev	.00049	.00206	.0069	.00477	.00349	.00212	.00109
%RSD	5.7960	.42532	.68536	15.701	.72288	.44120	.22634
#1	.00810	.48356	1.0144	.03374	.48071	.47970	.48205
#2	.00879	.48648	1.0046	.02700	.48565	.48271	.48051
Check ?	None	Chk Pass	Chk Pass	None	Chk Pass	Chk Pass	Chk Pass
Value							
Range							

Int. Std.	Y_2243	Y_3600	Y_3774
Units	Cts/S	Cts/S	Cts/S
Avg	**1534.8**	**30698.**	**6176.8**
Stddev	1.9	123.	24.7
%RSD	.12193	.40101	.39933
#1	1533.5	30785.	6159.4
#2	1536.1	30611.	6194.2

Sample Name: ICB Acquired: 5/23/2016 12:16:26 Type: QC
Method: 6500_026(v10) Mode: CONC Corr. Factor: 1.000000
User: kellyca Custom ID1: Custom ID2: Custom ID3:
Comment:

Elem	Ag3280	Al1670	As1890	B_2089	Ba4554	Be3130	Bi2230	Ca3179	Cd2288	Co2286	Cr2055	Cu3247
Units	ppm	ppm	ppm	ppm	ppm	ppm	ppm	ppm	ppm	ppm	ppm	ppm
Avg	**.00042**	**-.00028**	**-.00048**	W **.00169**	**.00013**	**.00003**	**.00321**	**.00310**	**-.00003**	**-.00020**	**-.00002**	**.00007**
Stddev	.00059	.00159	.00245	.00017	.00008	.00003	.00378	.00288	.00002	.00002	.00007	.00017
%RSD	140.45	559.77	507.03	10.065	60.161	85.142	117.70	92.861	46.089	9.0558	312.26	228.69
#1	.00000	.00084	.00125	.00182	.00008	.00005	.00588	.00514	-.00004	-.00021	.00003	.00019
#2	.00084	-.00141	-.00222	.00157	.00019	.00001	.00054	.00107	-.00002	-.00018	-.00008	-.00004
Check ?	Chk Pass	Chk Pass	Chk Pass	Chk Warn	Chk Pass	Chk Pass	None	Chk Pass	Chk Pass	Chk Pass	Chk Pass	Chk Pass
High Limit				.00156								
Low Limit				-.00156								

Elem	Fe2599	K_7664	Li6707	Mg2790	Mn2576	Mo2020	Na5895	Ni2316	P_1782	Pb2203	S_1820	Sb2068
Units	ppm	ppm	ppm	ppm	ppm	ppm	ppm	ppm	ppm	ppm	ppm	ppm
Avg	**.00820**	**-.01088**	**-.00044**	**-.00252**	**-.00003**	**.00010**	**.00873**	**-.00015**	**.00021**	**.00044**	**.00261**	W **.00390**
Stddev	.00258	.01947	.00021	.00241	.00005	.00002	.00359	.00031	.00097	.00031	.00544	.00061
%RSD	31.437	179.04	48.162	95.578	183.55	21.735	41.145	201.58	457.36	68.780	208.52	15.622
#1	.00637	.00289	-.00029	-.00082	-.00006	.00012	.01127	.00006	-.00048	.00066	-.00124	.00347
#2	.01002	-.02465	-.00059	-.00423	.00001	.00009	.00619	-.00037	.00090	.00023	.00645	.00433
Check ?	Chk Pass	Chk Pass	Chk Pass	Chk Pass	Chk Pass	Chk Pass	Chk Pass	Chk Pass	Chk Pass	Chk Pass	None	Chk Warn
High Limit												.00314
Low Limit												-.00314

Elem	Se1960	Si2881	Sn1899	Sr4077	Th2837	Ti3349	Tl1908	U_3701	V_2924	Zn2062	Zr3391
Units	ppm	ppm	ppm	ppm	ppm	ppm	ppm	ppm	ppm	ppm	ppm
Avg	W **.00551**	**-.00088**	**.00042**	**.00003**	**.00189**	**.00054**	**.00016**	**.01620**	**.00031**	**.00039**	**.00092**
Stddev	.00378	.00314	.00065	.00000	.00060	.00015	.00053	.01307	.00067	.00065	.00123
%RSD	68.599	354.82	155.79	5.4513	31.722	27.265	341.07	80.677	219.42	166.18	133.29
#1	.00284	-.00310	-.00004	.00003	.00146	.00064	.00053	.02544	-.00017	-.00007	.00179
#2	.00819	.00133	.00088	.00003	.00231	.00043	-.00022	.00696	.00078	.00084	.00005
Check ?	Chk Warn	Chk Pass	Chk Pass	Chk Pass	Chk Pass	Chk Pass	Chk Pass	Chk Pass	Chk Pass	Chk Pass	Chk Pass
High Limit	.00486										
Low Limit	-.00486										

Int. Std.	Y_2243	Y_3600	Y_3774
Units	Cts/S	Cts/S	Cts/S
Avg	**1549.1**	**31652.**	**6192.5**
Stddev	5.6	10.	24.5
%RSD	.35899	.03311	.39508
#1	1553.0	31645.	6175.2
#2	1545.2	31660.	6209.8

Sample Name: cri-3907493 Acquired: 5/23/2016 12:19:33 Type: QC
Method: 6500_026(v10) Mode: CONC Corr. Factor: 1.000000
User: kellyca Custom ID1: Custom ID2: Custom ID3:
Comment:

Elem	Ag3280	Al1670	As1890	B_2089	Ba4554	Be3130	Bi2230	Ca3179	Cd2288	Co2286	Cr2055	Cu3247
Units	ppm	ppm	ppm	ppm	ppm	ppm	ppm	ppm	ppm	ppm	ppm	ppm
Avg	**.00922**	**.10645**	W **.00768**	**.10011**	**.00529**	**.00103**	**.11983**	**.19924**	**.00489**	**.00478**	**.01054**	**.01018**
Stddev	.00034	.00119	.00081	.00022	.00010	.00007	.00541	.00415	.00012	.00037	.00009	.00005
%RSD	3.7257	1.1199	10.606	.22396	1.8117	6.9668	4.5144	2.0850	2.5431	7.6798	.87411	.53022
#1	.00897	.10729	.00826	.10027	.00523	.00098	.11600	.20217	.00480	.00452	.01048	.01022
#2	.00946	.10560	.00711	.09995	.00536	.00108	.12365	.19630	.00498	.00504	.01061	.01014
Check ?	Chk Pass	Chk Pass	Chk Warn	Chk Pass	Chk Pass	Chk Pass	Chk Pass	Chk Pass	Chk Pass	Chk Pass	Chk Pass	Chk Pass
Value			.01000									
Range			-20.000%									

Elem	Fe2599	K_7664	Li6707	Mg2790	Mn2576	Mo2020	Na5895	Ni2316	P_1782	Pb2203	S_1820	Sb2068
Units	ppm	ppm	ppm	ppm	ppm	ppm	ppm	ppm	ppm	ppm	ppm	ppm
Avg	**.03011**	**.97121**	**.01024**	**.20984**	**.00308**	**.00998**	**1.0039**	**.01050**	**.96518**	F **.00490**	**.09785**	W **.01311**
Stddev	.00153	.04172	.00035	.00000	.00001	.00014	.0031	.00041	.00670	.00072	.00687	.00159
%RSD	5.0772	4.2955	3.4133	.00178	.16855	1.4252	.30760	3.9091	.69366	14.688	7.0243	12.140
#1	.02903	.94171	.00999	.20984	.00308	.01008	1.0061	.01021	.96045	.00439	.10271	.01423
#2	.03119	1.0007	.01048	.20984	.00309	.00988	1.0018	.01079	.96992	.00541	.09299	.01198
Check ?	Chk Pass	Chk Pass	Chk Pass	Chk Pass	Chk Pass	Chk Pass	Chk Pass	Chk Pass	Chk Pass	Chk Fail	None	Chk Warn
Value										.00300		.01000
Range										50.000%		20.000%

Elem	Se1960	Si2881	Sn1899	Sr4077	Th2837	Ti3349	Tl1908	U_3701	V_2924	Zn2062	Zr3391
Units	ppm	ppm	ppm	ppm	ppm	ppm	ppm	ppm	ppm	ppm	ppm
Avg	F **.01993**	**.49286**	**.01902**	**.00499**	**.01193**	**.01004**	W **.01223**	W **.08167**	**.00990**	**.00854**	**.01072**
Stddev	.00040	.01069	.00034	.00002	.00068	.00008	.00014	.01846	.00105	.00006	.00149
%RSD	2.0048	2.1682	1.7848	.35306	5.7204	.83469	1.1688	22.597	10.656	.68905	13.922
#1	.02021	.48530	.01878	.00498	.01145	.01010	.01213	.09472	.01064	.00858	.00966
#2	.01964	.50041	.01926	.00501	.01241	.00998	.01233	.06862	.00915	.00850	.01177
Check ?	Chk Fail	Chk Pass	Chk Pass	Chk Pass	Chk Pass	Chk Pass	Chk Warn	Chk Warn	Chk Pass	Chk Pass	Chk Pass
Value	.01000						.01000	.06000			
Range	50.000%						20.000%	20.000%			

Int. Std.	Y_2243	Y_3600	Y_3774
Units	Cts/S	Cts/S	Cts/S
Avg	**1530.3**	**31013.**	**6055.6**
Stddev	.5	67.	.4
%RSD	.03423	.21620	.00581
#1	1529.9	30966.	6055.8
#2	1530.7	31060.	6055.3

Sample Name: icsa-3894254 Acquired: 5/23/2016 12:27:28 Type: QC
Method: 6500_026(v10) Mode: CONC Corr. Factor: 1.000000
User: kellyca Custom ID1: Custom ID2: Custom ID3:
Comment:

Elem	Ag3280	Al3092	As1890	B_2089	Ba4554	Be3130	Bi2230	Ca3179	Cd2288	Co2286	Cr2055
Units	ppm	ppm	ppm	ppm	ppm	ppm	ppm	ppm	ppm	ppm	ppm
Avg	**-.00061**	**536.73**	F **-.01016**	W **-.00290**	**.00011**	**.00008**	**.01097**	**464.99**	**.00038**	**-.00051**	**.00019**
Stddev	.00043	.64	.00324	.00027	.00015	.00008	.00185	2.37	.00014	.00047	.00008
%RSD	70.524	.11884	31.870	9.4764	140.69	93.957	16.834	.50875	35.929	92.763	43.566
#1	-.00031	537.19	-.01245	-.00309	.00021	.00013	.00967	463.32	.00048	-.00018	.00013
#2	-.00091	536.28	-.00787	-.00271	.00000	.00003	.01228	466.66	.00028	-.00084	.00025
Check ?	Chk Pass	Chk Pass	Chk Fail	Chk Warn	Chk Pass	Chk Pass	None	Chk Pass	Chk Pass	Chk Pass	Chk Pass
High Limit			.00880	.00156							
Low Limit			-.00880	-.00156							

Elem	Cu3247	Fe2714	K_7664	Li6707	Mg2790	Mn2576	Mo2020	Na5895	Ni2316	P_1782	Pb2203
Units	ppm	ppm	ppm	ppm	ppm	ppm	ppm	ppm	ppm	ppm	ppm
Avg	F **.00340**	**189.52**	**-.03885**	W **.00310**	**510.64**	W **-.00027**	**-.00215**	**.01804**	W **-.00170**	**-.00010**	W **-.00469**
Stddev	.00024	.20	.01213	.00010	.89	.00002	.00067	.00447	.00017	.00501	.00326
%RSD	7.1713	.10730	31.211	3.2624	.17381	6.9729	31.140	24.784	10.200	4775.2	69.535
#1	.00322	189.66	-.03028	.00317	510.01	-.00029	-.00168	.01488	-.00182	.00344	-.00699
#2	.00357	189.37	-.04743	.00303	511.26	-.00026	-.00262	.02120	-.00158	-.00365	-.00238
Check ?	Chk Fail	Chk Pass	Chk Pass	Chk Warn	Chk Pass	Chk Warn	Chk Pass	Chk Pass	Chk Warn	Chk Pass	Chk Warn
High Limit	.00272			.00261		.00025			.00129		.00261
Low Limit	-.00272			-.00261		-.00025			-.00129		-.00261

Elem	S_1820	Sb2068	Se1960	Si2881	Sn1899	Sr4077	Th2837	Ti3349	Tl1908	U_3701	V_2924
Units	ppm	ppm	ppm	ppm	ppm	ppm	ppm	ppm	ppm	ppm	ppm
Avg	**-.05411**	F **.01177**	W **.00697**	**.01351**	W **.00599**	F **.00416**	**-.00816**	F **.00175**	**.00167**	**.03057**	F **.00514**
Stddev	.00093	.00020	.00865	.00372	.00014	.00000	.00296	.00025	.00019	.00504	.00047
%RSD	1.7235	1.7335	124.09	27.535	2.3738	.00050	36.321	14.345	11.349	16.489	9.1901
#1	-.05477	.01192	.00085	.01614	.00609	.00416	-.00606	.00157	.00180	.03413	.00547
#2	-.05345	.01163	.01309	.01088	.00589	.00416	-.01026	.00193	.00153	.02700	.00480
Check ?	None	Chk Fail	Chk Warn	Chk Pass	Chk Warn	Chk Fail	Chk Pass	Chk Fail	Chk Pass	None	Chk Fail
High Limit		.00628	.00486		.00583	.00060		.00119			.00222
Low Limit		-.00628	-.00486		-.00583	-.00060		-.00119			-.00222

Elem	Zn2062	Zr3391
Units	ppm	ppm
Avg	**.00029**	**.00178**
Stddev	.00074	.00160
%RSD	252.69	89.800
#1	-.00023	.00065
#2	.00081	.00292
Check ?	Chk Pass	Chk Pass
High Limit		
Low Limit		

Int. Std.	Y_2243	Y_3600	Y_3774
Units	Cts/S	Cts/S	Cts/S
Avg	**1331.5**	**26350.**	**6067.5**
Stddev	2.3	43.	.4
%RSD	.17529	.16440	.00691
#1	1329.8	26381.	6067.2
#2	1333.1	26320.	6067.8

Sample Name: icsab-3900166 Acquired: 5/23/2016 12:31:55 Type: QC
Method: 6500_026(v10) Mode: CONC Corr. Factor: 1.000000
User: kellyca Custom ID1: Custom ID2: Custom ID3:
Comment:

Elem	Ag3280	Al3092	As1890	B_2089	Ba4554	Be3130	Bi2230	Ca3179	Cd2288	Co2286	Cr2055	Cu3247
Units	ppm	ppm	ppm	ppm	ppm	ppm	ppm	ppm	ppm	ppm	ppm	ppm
Avg	**1.1177**	**515.66**	**2.0361**	**1.8970**	**.48727**	**.47495**	**1.0881**	**453.91**	**1.0415**	**.45485**	**.47560**	**.55732**
Stddev	.0010	3.92	.0117	.0025	.00403	.00344	.0005	3.16	.0004	.00124	.00047	.00032
%RSD	.08567	.76108	.57309	.13178	.82781	.72363	.04313	.69707	.04192	.27244	.09892	.05706
#1	1.1171	518.43	2.0279	1.8952	.49012	.47738	1.0884	456.15	1.0412	.45397	.47593	.55709
#2	1.1184	512.88	2.0444	1.8987	.48442	.47252	1.0878	451.68	1.0418	.45572	.47527	.55754
Check ?	Chk Pass	Chk Pass	Chk Pass	Chk Pass	Chk Pass	Chk Pass	Chk Pass	Chk Pass	Chk Pass	Chk Pass	Chk Pass	Chk Pass
Value												
Range												

Elem	Fe2714	K_7664	Li6707	Mg2790	Mn2576	Mo2020	Na8183	Ni2316	P_1782	Pb2203	S_1820	Sb2068
Units	ppm	ppm	ppm	ppm	ppm	ppm	ppm	ppm	ppm	ppm	ppm	ppm
Avg	**184.53**	**51.169**	**1.0253**	**491.56**	**.48268**	**.93888**	**51.495**	**.91270**	**1.9688**	**.92631**	F **10.121**	**1.0149**
Stddev	.84	.424	.0082	1.35	.00160	.00182	.268	.00038	.0001	.00305	.016	.0066
%RSD	.45558	.82960	.80030	.27455	.33128	.19393	.52088	.04121	.00599	.32910	.15991	.64908
#1	185.12	51.469	1.0311	492.51	.48381	.94017	51.684	.91297	1.9687	.92415	10.132	1.0102
#2	183.93	50.869	1.0195	490.60	.48155	.93760	51.305	.91244	1.9689	.92846	10.110	1.0195
Check ?	Chk Pass	Chk Pass	Chk Pass	Chk Pass	Chk Pass	Chk Pass	Chk Pass	Chk Pass	Chk Pass	Chk Pass	Chk Fail	Chk Pass
Value											1.0000	
Range											20.000%	

Elem	Se1960	Si2881	Sn1899	Sr4077	Th2837	Ti3349	Tl1908	U_3701	V_2924	Zn2062	Zr3391
Units	ppm	ppm	ppm	ppm	ppm	ppm	ppm	ppm	ppm	ppm	ppm
Avg	**4.9788**	**9.7577**	**9.0073**	**.94631**	**2.0173**	**.98785**	**8.2634**	**.03420**	**.48972**	**.91821**	**.95341**
Stddev	.0070	.0977	.0039	.00712	.0075	.00317	.0051	.03144	.00131	.00275	.00820
%RSD	.14095	1.0008	.04364	.75227	.36954	.32103	.06185	91.926	.26761	.29976	.86031
#1	4.9838	9.8268	9.0101	.95134	2.0225	.99009	8.2598	.01197	.49065	.92016	.95921
#2	4.9738	9.6887	9.0045	.94128	2.0120	.98561	8.2670	.05643	.48880	.91626	.94761
Check ?	Chk Pass	Chk Pass	Chk Pass	Chk Pass	Chk Pass	Chk Pass	Chk Pass	None	Chk Pass	Chk Pass	Chk Pass
Value											
Range											

Int. Std.	Y_2243	Y_3600	Y_3774
Units	Cts/S	Cts/S	Cts/S
Avg	**1345.4**	**26348.**	**5990.2**
Stddev	2.3	14.	5.7
%RSD	.16844	.05331	.09459
#1	1343.8	26338.	5994.2
#2	1347.0	26358.	5986.2

Sample Name: Ira-3900165 Acquired: 5/23/2016 12:35:00 Type: QC
Method: 6500_026(v10) Mode: CONC Corr. Factor: 1.000000
User: kellyca Custom ID1: Custom ID2: Custom ID3:
Comment:

Elem	Ag3280	Al1670	As1890	B_2089	Ba4554	Be3130	Bi2230	Ca3179	Cd2288	Co2286	Cr2055	Cu3247	Fe2714
Units	ppm	ppm	ppm	ppm	ppm	ppm	ppm	ppm	ppm	ppm	ppm	ppm	ppm
Avg	**.00004**	**.08107**	**10.175**	**9.9261**	**11.893**	**-.00012**	**.00659**	**.03997**	**2.0387**	**5.1016**	**10.291**	**10.157**	**500.99**
Stddev	.00000	.06634	.455	.4331	.047	.00001	.00177	.00158	.0927	.2276	.462	.039	.63
%RSD	3.8127	81.828	4.4722	4.3637	.39807	11.660	26.784	3.9459	4.5462	4.4623	4.4888	.38701	.12624
#1	.00004	.03416	9.8528	9.6198	11.926	-.00011	.00784	.03885	1.9731	4.9407	9.9644	10.129	500.55
#2	.00004	.12798	10.496	10.232	11.859	-.00013	.00534	.04108	2.1042	5.2626	10.618	10.184	501.44
Check ?	None	None	Chk Pass	Chk Pass	Chk Pass	None	None	None	Chk Pass	Chk Pass	Chk Pass	Chk Pass	Chk Pass
Value													
Range													

Elem	K_7664	Li6707	Mg2790	Mn2576	Mo2020	Na5895	Ni2316	P_1782	Pb2203	S_1820	Sb2068	Se1960	Si2881
Units	ppm	ppm	ppm	ppm	ppm	ppm	ppm	ppm	ppm	ppm	ppm	ppm	ppm
Avg	**-.05378**	**-.00066**	**.00023**	**9.5226**	**5.2507**	**.02435**	**10.298**	**-.02324**	**10.231**	**.00974**	**-.01138**	**5.0662**	**47.107**
Stddev	.00320	.00009	.00663	.0211	.2300	.00524	.444	.00527	.448	.00669	.00773	.1993	.080
%RSD	5.9507	14.176	2906.8	.22213	4.3803	21.538	4.3124	22.670	4.3832	68.677	67.937	3.9331	.16950
#1	-.05604	-.00059	.00492	9.5076	5.0880	.02064	9.9844	-.01951	9.9137	.00501	-.00591	4.9253	47.051
#2	-.05152	-.00073	-.00446	9.5376	5.4133	.02806	10.612	-.02696	10.548	.01447	-.01685	5.2071	47.164
Check ?	None	None	None	Chk Pass	None	None	Chk Pass	None	Chk Pass	None	None	None	None
Value													
Range													

Elem	Sn1899	Sr4077	Th2837	Ti3349	Tl1908	U_3701	V_2924	Zn2062	Zr3391
Units	ppm	ppm	ppm	ppm	ppm	ppm	ppm	ppm	ppm
Avg	**-.00733**	**9.5504**	**-.01977**	**9.5336**	**4.9663**	**.14679**	**9.6484**	**9.3845**	**.00229**
Stddev	.00054	.0424	.00183	.0285	.2056	.01888	.0288	.0074	.00146
%RSD	7.3620	.44369	9.2782	.29871	4.1397	12.862	.29812	.07845	63.913
#1	-.00695	9.5804	-.01847	9.5135	4.8209	.13344	9.6281	9.3793	.00333
#2	-.00771	9.5205	-.02107	9.5537	5.1117	.16015	9.6688	9.3897	.00126
Check ?	None	Chk Pass	None	Chk Pass	None	None	Chk Pass	Chk Pass	None
Value									
Range									

Int. Std.	Y_2243	Y_3600	Y_3774
Units	Cts/S	Cts/S	Cts/S
Avg	**1443.0**	**30547.**	**6098.3**
Stddev	48.9	52.	9.1
%RSD	3.3856	.16879	.14927
#1	1477.6	30584.	6104.8
#2	1408.5	30511.	6091.9

Sample Name: cri-3908120 Acquired: 5/23/2016 12:49:35 Type: QC
Method: 6500_026(v10) Mode: CONC Corr. Factor: 1.000000
User: kellyca Custom ID1: Custom ID2: Custom ID3:
Comment:

Elem	Ag3280	Al1670	As1890	B_2089	Ba4554	Be3130	Bi2230	Ca3179	Cd2288	Co2286	Cr2055	Cu3247
Units	ppm	ppm	ppm	ppm	ppm	ppm	ppm	ppm	ppm	ppm	ppm	ppm
Avg	**.00057**	**.00220**	F **.01342**	**.00419**	**.00024**	**-.00004**	**.00182**	**.00012**	**-.00013**	**-.00003**	**.00010**	**-.00018**
Stddev	.00038	.00026	.00082	.00034	.00013	.00007	.00025	.00429	.00020	.00016	.00020	.00030
%RSD	66.412	11.815	6.1107	8.0621	54.418	172.36	13.854	3674.8	155.14	500.99	203.82	165.94
#1	.00084	.00238	.01400	.00395	.00015	-.00008	.00165	.00315	-.00027	-.00015	-.00004	-.00040
#2	.00030	.00202	.01284	.00443	.00034	.00001	.00200	-.00292	.00001	.00008	.00024	.00003
Check ?	Chk Pass	Chk Pass	Chk Fail	Chk Pass	Chk Pass	Chk Pass	Chk Pass	Chk Pass	Chk Pass	Chk Pass	Chk Pass	Chk Pass
High Limit			.01000									
Low Limit			-.01000									

Elem	Fe2599	K_7664	Li6707	Mg2790	Mn2576	Mo2020	Na5895	Ni2316	P_1782	Pb2203	S_1820	Sb2068
Units	ppm	ppm	ppm	ppm	ppm	ppm	ppm	ppm	ppm	ppm	ppm	ppm
Avg	**.00447**	**-.02355**	**-.00116**	**.00054**	**.00005**	**-.00051**	**-.00788**	**.00005**	**.00008**	F **.00997**	**.00214**	F **.00984**
Stddev	.00109	.00225	.00100	.00033	.00006	.00036	.00466	.00084	.00005	.00199	.00016	.00086
%RSD	24.494	9.5678	86.416	61.164	133.44	70.243	59.066	1607.5	61.544	19.973	7.3491	8.7651
#1	.00369	-.02196	-.00187	.00030	.00009	-.00076	-.00459	-.00054	.00004	.00856	.00225	.01045
#2	.00524	-.02515	-.00045	.00077	.00000	-.00026	-.01118	.00065	.00011	.01138	.00203	.00923
Check ?	Chk Pass	Chk Pass	Chk Pass	Chk Pass	Chk Pass	Chk Pass	Chk Pass	Chk Pass	Chk Pass	Chk Fail	Chk Pass	Chk Fail
High Limit										.00300		.00600
Low Limit										-.00300		-.00600

Elem	Se1960	Si2881	Sn1899	Sr4077	Th2837	Ti3349	Tl1908	U_3701	V_2924	Zn2062	Zr3391
Units	ppm	ppm	ppm	ppm	ppm	ppm	ppm	ppm	ppm	ppm	ppm
Avg	F **.01318**	**.00729**	**-.00056**	**.00007**	**.00244**	**.00040**	F **.01499**	**.00102**	**.00067**	**.00155**	**.00150**
Stddev	.00148	.00568	.00025	.00000	.00046	.00013	.00068	.01032	.00046	.00082	.00141
%RSD	11.195	77.962	44.406	1.6233	18.690	31.902	4.5503	1008.2	68.867	53.000	93.721
#1	.01422	.01131	-.00039	.00007	.00212	.00031	.01451	-.00627	.00099	.00213	.00051
#2	.01213	.00327	-.00074	.00007	.00277	.00049	.01547	.00832	.00034	.00097	.00249
Check ?	Chk Fail	Chk Pass	Chk Pass	Chk Pass	Chk Pass	Chk Pass	Chk Fail	Chk Pass	Chk Pass	Chk Pass	Chk Pass
High Limit	.00500						.01000				
Low Limit	-.00500						-.01000				

Int. Std.	Y_2243	Y_3600	Y_3774
Units	Cts/S	Cts/S	Cts/S
Avg	**1539.7**	**31283.**	**6086.1**
Stddev	3.7	235.	20.6
%RSD	.24040	.75037	.33880
#1	1537.1	31449.	6071.5
#2	1542.3	31117.	6100.6

Sample Name: cri-3908143 Acquired: 5/23/2016 13:03:51 Type: QC
Method: 6500_026(v10) Mode: CONC Corr. Factor: 1.000000
User: kellyca Custom ID1: Custom ID2: Custom ID3:
Comment:

Elem	Ag3280	Al1670	As1890	B_2089	Ba4554	Be3130	Bi2230	Ca3179	Cd2288	Co2286	Cr2055	Cu3247
Units	ppm	ppm	ppm	ppm	ppm	ppm	ppm	ppm	ppm	ppm	ppm	ppm
Avg	**.00010**	**-.00008**	F **.01819**	**.00129**	**.00020**	**.00009**	**.00399**	**-.00044**	**-.00014**	**-.00010**	**.00001**	**.00008**
Stddev	.00002	.00054	.00017	.00051	.00003	.00000	.00378	.00050	.00003	.00018	.00002	.00025
%RSD	15.780	712.21	.92268	39.404	12.677	.18225	94.659	112.17	20.369	176.89	166.97	303.64
#1	.00009	-.00046	.01831	.00165	.00019	.00009	.00667	-.00009	-.00016	-.00023	-.00000	.00026
#2	.00011	.00031	.01807	.00093	.00022	.00009	.00132	-.00080	-.00012	.00003	.00003	-.00010
Check ?	Chk Pass	Chk Pass	Chk Fail	Chk Pass	Chk Pass	Chk Pass	Chk Pass	Chk Pass	Chk Pass	Chk Pass	Chk Pass	Chk Pass
High Limit			.01000									
Low Limit			-.01000									

Elem	Fe2599	K_7664	Li6707	Mg2790	Mn2576	Mo2020	Na5895	Ni2316	P_1782	Pb2203	S_1820	Sb2068
Units	ppm	ppm	ppm	ppm	ppm	ppm	ppm	ppm	ppm	ppm	ppm	ppm
Avg	**.00111**	**-.01027**	**-.00043**	**.00235**	**.00000**	**-.00010**	**-.01151**	**-.00046**	**.00038**	**.00184**	**-.00454**	**.00141**
Stddev	.00124	.02824	.00063	.00233	.00003	.00015	.00052	.00002	.00048	.00010	.00328	.00245
%RSD	111.76	275.13	145.31	99.015	1339.6	148.27	4.5406	3.6441	124.49	5.3077	72.149	173.78
#1	.00023	-.03024	-.00087	.00070	.00002	.00000	-.01115	-.00044	.00005	.00177	-.00686	-.00032
#2	.00198	.00971	.00001	.00399	-.00002	-.00021	-.01188	-.00047	.00072	.00191	-.00223	.00315
Check ?	Chk Pass	Chk Pass	Chk Pass	Chk Pass	Chk Pass	Chk Pass	Chk Pass	Chk Pass	Chk Pass	Chk Pass	Chk Pass	Chk Pass
High Limit												
Low Limit												

Elem	Se1960	Si2881	Sn1899	Sr4077	Th2837	Ti3349	Tl1908	U_3701	V_2924	Zn2062	Zr3391
Units	ppm	ppm	ppm	ppm	ppm	ppm	ppm	ppm	ppm	ppm	ppm
Avg	F **.02412**	**.01641**	**-.00121**	**-.00002**	**.00222**	**.00010**	F **.01829**	**.01365**	**-.00009**	**.00098**	**.00047**
Stddev	.00147	.00280	.00107	.00002	.00301	.00039	.00223	.01227	.00052	.00072	.00018
%RSD	6.0905	17.057	88.849	79.397	135.73	381.07	12.183	89.913	548.03	73.800	38.871
#1	.02308	.01839	-.00197	-.00003	.00434	.00038	.01986	.00497	-.00046	.00149	.00034
#2	.02515	.01443	-.00045	-.00001	.00009	-.00017	.01671	.02232	.00027	.00047	.00060
Check ?	Chk Fail	Chk Pass	Chk Pass	Chk Pass	Chk Pass	Chk Pass	Chk Fail	Chk Pass	Chk Pass	Chk Pass	Chk Pass
High Limit	.00500						.01000				
Low Limit	-.00500						-.01000				

Int. Std.	Y_2243	Y_3600	Y_3774
Units	Cts/S	Cts/S	Cts/S
Avg	**1529.9**	**31303.**	**6118.2**
Stddev	3.0	40.	39.4
%RSD	.19663	.12899	.64393
#1	1532.1	31332.	6090.3
#2	1527.8	31274.	6146.0

Sample Name: cri-3908154 Acquired: 5/23/2016 13:18:07 Type: QC
Method: 6500_026(v10) Mode: CONC Corr. Factor: 1.000000
User: kellyca Custom ID1: Custom ID2: Custom ID3:
Comment:

Elem	Ag3280	Al1670	As1890	B_2089	Ba4554	Be3130	Bi2230	Ca3179	Cd2288	Co2286	Cr2055	Cu3247
Units	ppm	ppm	ppm	ppm	ppm	ppm	ppm	ppm	ppm	ppm	ppm	ppm
Avg	**.00015**	**.00002**	**.00296**	**-.00034**	**.00006**	**.00008**	**.00536**	**.00437**	**-.00033**	**.00004**	**-.00010**	**.00067**
Stddev	.00005	.00001	.00276	.00024	.00005	.00005	.00237	.00138	.00009	.00026	.00004	.00033
%RSD	31.850	32.382	93.323	71.012	83.449	69.089	44.209	31.659	26.736	602.68	43.647	49.401
#1	.00012	.00002	.00492	-.00051	.00009	.00012	.00704	.00535	-.00027	.00023	-.00013	.00043
#2	.00019	.00001	.00101	-.00017	.00002	.00004	.00369	.00339	-.00040	-.00014	-.00007	.00090
Check ?	Chk Pass	Chk Pass	Chk Pass	Chk Pass	Chk Pass	Chk Pass	Chk Pass	Chk Pass	Chk Pass	Chk Pass	Chk Pass	Chk Pass
High Limit												
Low Limit												

Elem	Fe2599	K_7664	Li6707	Mg2790	Mn2576	Mo2020	Na5895	Ni2316	P_1782	Pb2203	S_1820	Sb2068
Units	ppm	ppm	ppm	ppm	ppm	ppm	ppm	ppm	ppm	ppm	ppm	ppm
Avg	**.00120**	**-.03614**	**-.00040**	**-.00005**	**.00024**	**-.00072**	**-.01203**	**.00104**	**-.00341**	**.00033**	**.00137**	**.00049**
Stddev	.00071	.00233	.00035	.00000	.00008	.00002	.00448	.00062	.00135	.00153	.00695	.00233
%RSD	59.115	6.4494	85.973	9.7139	35.227	3.0021	37.281	59.841	39.758	465.85	508.69	476.12
#1	.00070	-.03779	-.00016	-.00004	.00018	-.00071	-.00886	.00060	-.00245	-.00076	-.00355	-.00116
#2	.00171	-.03449	-.00065	-.00005	.00030	-.00074	-.01520	.00148	-.00436	.00141	.00628	.00213
Check ?	Chk Pass	Chk Pass	Chk Pass	Chk Pass	Chk Pass	Chk Pass	Chk Pass	Chk Pass	Chk Pass	Chk Pass	Chk Pass	Chk Pass
High Limit												
Low Limit												

Elem	Se1960	Si2881	Sn1899	Sr4077	Th2837	Ti3349	Tl1908	U_3701	V_2924	Zn2062	Zr3391
Units	ppm	ppm	ppm	ppm	ppm	ppm	ppm	ppm	ppm	ppm	ppm
Avg	F **.02534**	**.01433**	**.00016**	**-.00001**	**.00188**	**-.00014**	**.00497**	**.01118**	**.00045**	**.00335**	**.00068**
Stddev	.00183	.01600	.00129	.00003	.00146	.00008	.00130	.01063	.00011	.00005	.00030
%RSD	7.2098	111.59	807.45	474.37	77.818	57.319	26.100	95.099	24.694	1.5592	43.968
#1	.02405	.00302	.00108	-.00002	.00291	-.00019	.00589	.00366	.00052	.00331	.00047
#2	.02663	.02565	-.00075	.00001	.00085	-.00008	.00405	.01869	.00037	.00339	.00089
Check ?	Chk Fail	Chk Pass	Chk Pass	Chk Pass	Chk Pass	Chk Pass	Chk Pass	Chk Pass	Chk Pass	Chk Pass	Chk Pass
High Limit	.00500										
Low Limit	-.00500										

Int. Std.	Y_2243	Y_3600	Y_3774
Units	Cts/S	Cts/S	Cts/S
Avg	**1573.3**	**30581.**	**6036.1**
Stddev	2.8	23.	9.1
%RSD	.17927	.07473	.15076
#1	1571.3	30565.	6029.7
#2	1575.3	30597.	6042.5

Sample Name: ccvh-3900196 Acquired: 5/23/2016 13:34:54 Type: QC
Method: 6500_026(v10) Mode: CONC Corr. Factor: 1.000000
User: kellyca Custom ID1: Custom ID2: Custom ID3:
Comment:

Elem	Ag3280	Al3092	As1890	B_2089	Ba4554	Be3130	Bi2230	Ca3179	Cd2288	Co2286	Cr2055	Cu3247	Fe2714
Units	ppm	ppm	ppm	ppm	ppm	ppm	ppm	ppm	ppm	ppm	ppm	ppm	ppm
Avg	**.00402**	**51.600**	**.00674**	**.00202**	**.00187**	**.00136**	**1.0146**	**-.05053**	**.00046**	**.00488**	**.00098**	**.01013**	**51.539**
Stddev	.00010	.030	.00343	.00084	.00000	.00008	.0133	.00214	.00017	.00017	.00002	.00066	.385
%RSD	2.4468	.05880	50.974	41.333	.05934	5.9775	1.3073	4.2352	36.802	3.5579	2.4691	6.4959	.74734
#1	.00395	51.621	.00431	.00143	.00187	.00131	1.0240	-.04902	.00034	.00500	.00100	.01060	51.811
#2	.00409	51.578	.00916	.00262	.00187	.00142	1.0052	-.05205	.00058	.00475	.00096	.00967	51.266
Check ?	None	Chk Pass	None	None	None	None	Chk Pass	None	None	None	None	None	Chk Pass
Value													
Range													

Elem	K_7664	Li6707	Mg2790	Mn2576	Mo2020	Na8183	Ni2316	P_1782	Pb2203	S_1820	Sb2068	Se1960	Si2881
Units	ppm	ppm	ppm	ppm	ppm	ppm	ppm	ppm	ppm	ppm	ppm	ppm	ppm
Avg	**.16489**	**.00219**	**.21553**	**.00072**	**-.00018**	**258.07**	**.00150**	**.00968**	**.00144**	**5.0089**	**.00142**	**.00974**	**.01510**
Stddev	.03853	.00047	.00070	.00005	.00017	.62	.00010	.00095	.00194	.0316	.00024	.00120	.01901
%RSD	23.367	21.366	.32678	6.7067	90.960	.23939	6.8612	9.8026	134.35	.63088	16.935	12.305	125.91
#1	.13765	.00252	.21603	.00068	-.00006	258.51	.00157	.01035	.00281	5.0313	.00159	.01059	.02854
#2	.19214	.00186	.21504	.00075	-.00030	257.64	.00143	.00901	.00007	4.9866	.00125	.00889	.00166
Check ?	None	None	None	None	None	Chk Pass	None	None	None	Chk Pass	None	None	None
Value													
Range													

Elem	Sn1899	Sr4077	Th2837	Ti3349	Tl1908	U_3701	V_2924	Zn2062	Zr3391
Units	ppm	ppm	ppm	ppm	ppm	ppm	ppm	ppm	ppm
Avg	**.00380**	**.00185**	**5.1792**	**.02518**	**.00235**	**10.640**	**-.01399**	**.00033**	**.00151**
Stddev	.00090	.00004	.0046	.00037	.00084	.041	.00115	.00029	.00019
%RSD	23.799	2.1272	.08895	1.4724	35.693	.38555	8.2132	88.362	12.329
#1	.00316	.00182	5.1759	.02544	.00175	10.611	-.01480	.00053	.00165
#2	.00444	.00188	5.1824	.02492	.00294	10.669	-.01318	.00012	.00138
Check ?	None	None	Chk Pass	None	None	Chk Pass	None	None	None
Value									
Range									

Int. Std.	Y_2243	Y_3600	Y_3774
Units	Cts/S	Cts/S	Cts/S
Avg	**1477.3**	**28926.**	**6001.2**
Stddev	10.2	35.	15.6
%RSD	.68809	.12214	.26052
#1	1470.1	28951.	6012.2
#2	1484.5	28901.	5990.1

Sample Name: ccv-3900195 Acquired: 5/23/2016 13:37:42 Type: QC
Method: 6500_026(v10) Mode: CONC Corr. Factor: 1.000000
User: kellyca Custom ID1: Custom ID2: Custom ID3:
Comment:

Elem	Ag3280	Al1670	As1890	B_2089	Ba4554	Be3130	Bi2230	Ca3179	Cd2288	Co2286	Cr2055	Cu3247	Fe2599	K_7664
Units	ppm	ppm	ppm	ppm	ppm	ppm	ppm	ppm	ppm	ppm	ppm	ppm	ppm	ppm
Avg	**.49473**	**.52105**	**.98378**	**.49866**	**.49032**	**.48780**	**.00209**	**5.0903**	**.48637**	**.49161**	**.48702**	**.50064**	**2.4418**	**49.547**
Stddev	.00085	.00876	.00405	.00110	.00314	.00338	.00387	.0137	.00042	.00119	.00081	.00052	.0141	.255
%RSD	.17109	1.6819	.41178	.22126	.64105	.69306	185.41	.26932	.08703	.24168	.16533	.10450	.57804	.51431
#1	.49533	.52725	.98664	.49944	.48810	.48541	-.00065	5.0806	.48667	.49077	.48645	.50101	2.4318	49.367
#2	.49413	.51485	.98091	.49788	.49254	.49019	.00482	5.1000	.48607	.49245	.48759	.50027	2.4517	49.727
Check ?	Chk Pass	Chk Pass	Chk Pass	Chk Pass	Chk Pass	Chk Pass	None	Chk Pass	Chk Pass	Chk Pass	Chk Pass	Chk Pass	Chk Pass	Chk Pass
Value														
Range														

Elem	Li6707	Mg2790	Mn2576	Mo2020	Na5895	Ni2316	P_1782	Pb2203	S_1820	Sb2068	Se1960	Si2881	Sn1899	Sr4077
Units	ppm	ppm	ppm	ppm	ppm	ppm	ppm	ppm	ppm	ppm	ppm	ppm	ppm	ppm
Avg	**.99126**	**19.978**	**.49343**	**.48684**	**4.9701**	**.49695**	**.97706**	**1.0093**	**.00593**	**.97950**	**1.0095**	**4.8993**	**.99406**	**.49535**
Stddev	.00623	.067	.00051	.00302	.0333	.00148	.00413	.0022	.00244	.00636	.0019	.0373	.00361	.00150
%RSD	.62830	.33389	.10239	.61972	.66892	.29845	.42308	.21852	41.203	.64931	.19094	.76085	.36336	.30309
#1	.98685	20.025	.49379	.48897	4.9466	.49800	.97999	1.0077	.00420	.98399	1.0082	4.8729	.99662	.49429
#2	.99566	19.930	.49307	.48470	4.9937	.49590	.97414	1.0108	.00766	.97500	1.0109	4.9257	.99151	.49641
Check ?	Chk Pass	Chk Pass	Chk Pass	Chk Pass	Chk Pass	Chk Pass	Chk Pass	Chk Pass	None	Chk Pass	Chk Pass	Chk Pass	Chk Pass	Chk Pass
Value														
Range														

Elem	Th2837	Ti3349	Tl1908	U_3701	V_2924	Zn2062	Zr3391
Units	ppm	ppm	ppm	ppm	ppm	ppm	ppm
Avg	**.00575**	**.49404**	**1.0261**	**.01759**	**.49254**	**.48326**	**.48700**
Stddev	.00070	.00161	.0059	.01125	.00332	.00038	.00598
%RSD	12.240	.32547	.57356	63.955	.67408	.07799	1.2279
#1	.00625	.49517	1.0303	.02554	.49488	.48352	.48277
#2	.00526	.49290	1.0219	.00963	.49019	.48299	.49123
Check ?	None	Chk Pass	Chk Pass	None	Chk Pass	Chk Pass	Chk Pass
Value							
Range							

Int. Std.	Y_2243	Y_3600	Y_3774
Units	Cts/S	Cts/S	Cts/S
Avg	**1526.7**	**30368.**	**6005.3**
Stddev	1.6	4.	8.1
%RSD	.10274	.01238	.13475
#1	1527.8	30365.	6011.1
#2	1525.6	30370.	5999.6

Sample Name: ccb Acquired: 5/23/2016 13:40:16 Type: QC
Method: 6500_026(v10) Mode: CONC Corr. Factor: 1.000000
User: kellyca Custom ID1: Custom ID2: Custom ID3:
Comment:

Elem	Ag3280	Al1670	As1890	B_2089	Ba4554	Be3130	Bi2230	Ca3179	Cd2288	Co2286	Cr2055	Cu3247
Units	ppm	ppm	ppm	ppm	ppm	ppm	ppm	ppm	ppm	ppm	ppm	ppm
Avg	**-.00034**	**-.00052**	**-.00027**	**.00068**	**.00019**	**.00010**	**.00037**	**.00124**	**-.00002**	**-.00050**	**.00012**	**.00040**
Stddev	.00012	.00079	.00174	.00015	.00007	.00004	.00024	.00460	.00013	.00007	.00020	.00035
%RSD	37.063	151.24	636.30	22.667	38.160	43.300	63.243	371.81	601.86	14.357	166.56	88.599
#1	-.00043	.00004	.00096	.00057	.00014	.00007	.00021	.00449	-.00011	-.00045	.00026	.00065
#2	-.00025	-.00108	-.00151	.00079	.00023	.00013	.00054	-.00201	.00007	-.00055	-.00002	.00015
Check ?	Chk Pass	Chk Pass	Chk Pass	Chk Pass	Chk Pass	Chk Pass	None	Chk Pass	Chk Pass	Chk Pass	Chk Pass	Chk Pass
High Limit												
Low Limit												

Elem	Fe2599	K_7664	Li6707	Mg2790	Mn2576	Mo2020	Na5895	Ni2316	P_1782	Pb2203	S_1820	Sb2068
Units	ppm	ppm	ppm	ppm	ppm	ppm	ppm	ppm	ppm	ppm	ppm	ppm
Avg	**.00871**	**-.00677**	**-.00067**	**-.00183**	**.00006**	**-.00001**	**.00435**	**.00013**	**.00303**	**.00221**	**-.00118**	**.00249**
Stddev	.00135	.04559	.00003	.00128	.00007	.00046	.00535	.00013	.00255	.00034	.00274	.00054
%RSD	15.486	673.59	4.8924	70.043	111.55	3802.7	122.90	105.68	84.092	15.460	231.75	21.590
#1	.00967	.02547	-.00065	-.00092	.00001	.00031	.00813	.00022	.00483	.00245	-.00312	.00287
#2	.00776	-.03900	-.00070	-.00273	.00012	-.00034	.00057	.00003	.00123	.00197	.00076	.00211
Check ?	Chk Pass	Chk Pass	Chk Pass	Chk Pass	Chk Pass	Chk Pass	Chk Pass	Chk Pass	Chk Pass	Chk Pass	None	Chk Pass
High Limit												
Low Limit												

Elem	Se1960	Si2881	Sn1899	Sr4077	Th2837	Ti3349	Tl1908	U_3701	V_2924	Zn2062	Zr3391
Units	ppm	ppm	ppm	ppm	ppm	ppm	ppm	ppm	ppm	ppm	ppm
Avg	F **.01038**	**.01419**	**.00011**	**.00001**	**.00165**	**.00006**	**.00078**	**.01009**	**.00055**	**.00116**	**.00055**
Stddev	.00271	.01483	.00084	.00004	.00092	.00007	.00213	.01386	.00031	.00123	.00046
%RSD	26.152	104.54	786.64	255.03	55.632	128.08	272.56	137.28	57.183	105.72	83.964
#1	.00846	.00370	-.00049	.00004	.00100	.00001	.00229	.01989	.00032	.00203	.00087
#2	.01230	.02468	.00070	-.00001	.00230	.00011	-.00072	.00030	.00077	.00029	.00022
Check ?	Chk Fail	Chk Pass	Chk Pass	Chk Pass	Chk Pass	Chk Pass	Chk Pass	Chk Pass	Chk Pass	Chk Pass	Chk Pass
High Limit	.00972										
Low Limit	-.00972										

Int. Std.	Y_2243	Y_3600	Y_3774
Units	Cts/S	Cts/S	Cts/S
Avg	**1544.8**	**31183.**	**6166.0**
Stddev	3.1	22.	.3
%RSD	.20231	.07082	.00418
#1	1547.0	31198.	6165.8
#2	1542.6	31167.	6166.2

Sample Name: ccvl-3907489 Acquired: 5/23/2016 13:43:01 Type: QC
Method: 6500_026(v10) Mode: CONC Corr. Factor: 1.000000
User: kellyca Custom ID1: Custom ID2: Custom ID3:
Comment:

Elem	Ag3280	Al1670	As1890	B_2089	Ba4554	Be3130	Bi2230	Ca3179	Cd2288	Co2286	Cr2055	Cu3247
Units	ppm	ppm	ppm	ppm	ppm	ppm	ppm	ppm	ppm	ppm	ppm	ppm
Avg	**.01033**	**.10763**	**.01107**	**.10257**	**.01040**	**.00107**	**.11509**	**.20137**	**.00501**	**.01041**	**.01049**	**.01624**
Stddev	.00026	.00151	.00212	.00109	.00003	.00002	.00194	.00515	.00034	.00008	.00012	.00012
%RSD	2.4806	1.4052	19.145	1.0592	.31479	1.4677	1.6850	2.5556	6.8662	.77562	1.1037	.76427
#1	.01051	.10870	.00957	.10334	.01042	.00105	.11646	.19773	.00525	.01035	.01041	.01616
#2	.01015	.10656	.01257	.10180	.01037	.00108	.11372	.20501	.00476	.01047	.01057	.01633
Check ?	Chk Pass	Chk Pass	Chk Pass	Chk Pass	Chk Pass	Chk Pass	Chk Pass	Chk Pass	Chk Pass	Chk Pass	Chk Pass	Chk Pass
Value												
Range												

Elem	Fe2599	K_7664	Li6707	Mg2790	Mn2576	Mo2020	Na5895	Ni2316	P_1782	Pb2203	S_1820	Sb2068
Units	ppm	ppm	ppm	ppm	ppm	ppm	ppm	ppm	ppm	ppm	ppm	ppm
Avg	**.11967**	**3.0510**	**.01001**	**.20851**	**.01038**	**.02063**	**1.0462**	**.04229**	**2.9577**	**.01042**	**.00091**	**.02268**
Stddev	.00342	.0134	.00021	.00061	.00010	.00017	.0046	.00024	.0002	.00043	.00447	.00107
%RSD	2.8554	.43748	2.0714	.29126	.99227	.80540	.44168	.57438	.00794	4.1253	492.06	4.7234
#1	.12209	3.0416	.01015	.20808	.01031	.02051	1.0495	.04211	2.9576	.01073	.00407	.02192
#2	.11726	3.0604	.00986	.20894	.01045	.02075	1.0429	.04246	2.9579	.01012	-.00225	.02343
Check ?	Chk Pass	Chk Pass	Chk Pass	Chk Pass	Chk Pass	Chk Pass	Chk Pass	Chk Pass	Chk Pass	Chk Pass	None	Chk Pass
Value												
Range												

Elem	Se1960	Si2881	Sn1899	Sr4077	Th2837	Ti3349	Tl1908	U_3701	V_2924	Zn2062	Zr3391
Units	ppm	ppm	ppm	ppm	ppm	ppm	ppm	ppm	ppm	ppm	ppm
Avg	F **.02437**	**.49777**	**.10355**	**.01021**	**.01791**	**.01007**	**.01661**	**.05790**	**.01013**	**.01926**	**.01535**
Stddev	.00077	.00236	.00170	.00003	.00049	.00019	.00024	.00461	.00026	.00028	.00100
%RSD	3.1418	.47389	1.6405	.29190	2.7156	1.9156	1.4350	7.9556	2.5278	1.4789	6.5001
#1	.02491	.49610	.10475	.01023	.01826	.00993	.01644	.06115	.00994	.01946	.01606
#2	.02383	.49944	.10235	.01019	.01757	.01020	.01678	.05464	.01031	.01905	.01465
Check ?	Chk Fail	Chk Pass	Chk Pass	Chk Pass	Chk Pass	Chk Pass	Chk Pass	Chk Pass	Chk Pass	Chk Pass	Chk Pass
Value	.01500										
Range	30.000%										

Int. Std.	Y_2243	Y_3600	Y_3774
Units	Cts/S	Cts/S	Cts/S
Avg	**1524.8**	**31187.**	**6312.8**
Stddev	.5	36.	141.3
%RSD	.03344	.11606	2.2381
#1	1524.5	31161.	6412.7
#2	1525.2	31212.	6212.9

Sample Name: 83016-D-6 Acquired: 5/23/2016 13:46:46 Type: Unk
Method: 6500_026(v10) Mode: CONC Corr. Factor: 1.000000
User: kellyca Custom ID1: Custom ID2: Custom ID3:
Comment: Bottle Check Fe

Elem	Ag3280	Al1670	As1890	B_2089	Ba4554	Be3130	Bi2230	Ca3179	Cd2288
Line	328.068 {103}	167.079 {502}	189.042 {478}	208.959 {461}	455.403 { 74}	313.042 {108}	223.061 {451}	317.933 {106}	228.802 {447}
Units	ppm	ppm	ppm	ppm	ppm	ppm	ppm	ppm	ppm
Avg	**.00051**	**.01787**	**.00232**	**.00743**	**.04178**	**.00026**	**.00589**	**.93510**	**-.00031**
Stddev	.00061	.00145	.00039	.00014	.00012	.00001	.00109	.01282	.00004
%RSD	119.22	8.1035	16.736	1.8298	.27923	4.5111	18.463	1.3708	12.583
#1	.00094	.01685	.00259	.00752	.04170	.00026	.00512	.94416	-.00028
#2	.00008	.01890	.00204	.00733	.04187	.00027	.00665	.92604	-.00034
Check ?	Chk Pass	Chk Pass	Chk Pass	Chk Pass	Chk Pass	Chk Pass	Chk Pass	Chk Pass	Chk Pass
High Limit									
Low Limit									

Elem	Co2286	Cr2055	Cu3247	Fe2599	K_7664	Li6707	Mg2790	Mn2576	Mo2020
Line	228.616 {447}	205.560 {464}	324.754 {104}	259.940 {130}	766.490 { 44}	670.784 { 50}	279.079 {121}2	257.610 {131}	202.030 {467}
Units	ppm	ppm	ppm	ppm	ppm	ppm	ppm	ppm	ppm
Avg	**.00084**	**.00092**	**.00020**	**.30792**	**.72282**	**.00217**	**.82782**	**.00706**	**-.00041**
Stddev	.00012	.00011	.00029	.00469	.00972	.00035	.00556	.00002	.00005
%RSD	14.826	11.988	146.33	1.5222	1.3441	16.282	.67206	.26777	11.710
#1	.00093	.00100	-.00001	.31123	.72969	.00192	.82388	.00705	-.00045
#2	.00075	.00085	.00041	.30460	.71595	.00242	.83175	.00707	-.00038
Check ?	Chk Pass	Chk Pass	Chk Pass	Chk Pass	Chk Pass	Chk Pass	Chk Pass	Chk Pass	Chk Pass
High Limit									
Low Limit									

Elem	Na5895	Ni2316	P_1782	Pb2203	S_1820	Sb2068	Se1960	Si2881	Sn1899
Line	589.592 { 57}	231.604 {446}	178.284 {489}	220.353 {453}	182.034 {485}	206.833 {463}	196.090 {472}	288.158 {117}	189.989 {477}
Units	ppm	ppm	ppm	ppm	ppm	ppm	ppm	ppm	ppm
Avg	**5.2572**	**.00202**	**.00480**	**-.00030**	**.10790**	**-.00076**	**.01372**	**10.043**	**-.00237**
Stddev	.0013	.00078	.00030	.00104	.00458	.00012	.00076	.108	.00059
%RSD	.02543	38.763	6.1697	348.62	4.2408	15.554	5.5568	1.0756	24.994
#1	5.2582	.00146	.00459	-.00103	.10466	-.00084	.01426	10.119	-.00279
#2	5.2563	.00257	.00501	.00044	.11114	-.00067	.01318	9.9665	-.00195
Check ?	Chk Pass	Chk Pass	Chk Pass	Chk Pass	Chk Pass	Chk Pass	Chk Pass	Chk Pass	Chk Pass
High Limit									
Low Limit									

Elem	Sr4077	Th2837	Ti3349	Tl1908	U_3701	V_2924	Zn2062	Zr3391
Line	407.771 { 83}	283.730 {119}	334.904 {101}	190.856 {477}	370.152 { 91}	292.402 {115}	206.200 {163}	339.198 { 99}
Units	ppm	ppm	ppm	ppm	ppm	ppm	ppm	ppm
Avg	**.02375**	**.00030**	**.00087**	**.00488**	**.00255**	**.00019**	**.00240**	**.00044**
Stddev	.00002	.00199	.00015	.00091	.01217	.00098	.00084	.00064
%RSD	.06381	667.73	17.373	18.685	477.19	516.33	34.848	146.10
#1	.02376	.00170	.00098	.00423	-.00606	.00089	.00299	.00090
#2	.02374	-.00111	.00076	.00552	.01116	-.00051	.00181	-.00001
Check ?	Chk Pass	Chk Pass	Chk Pass	Chk Pass	Chk Pass	Chk Pass	Chk Pass	Chk Pass
High Limit								
Low Limit								

Int. Std.	Y_2243	Y_3600	Y_3774
Line	224.306 {450}	360.073 { 94}	377.433 { 89}
Units	Cts/S	Cts/S	Cts/S
Avg	**1611.1**	**32267.**	**6216.4**
Stddev	.1	170.	6.7
%RSD	.00737	.52700	.10700
#1	1611.2	32387.	6211.7
#2	1611.0	32147.	6221.1

Sample Name: 320-18794-C-1-Cpds Acquired: 5/23/2016 13:49:30 Type: Unk
Method: 6500_026(v10) Mode: CONC Corr. Factor: 1.000000
User: kellyca Custom ID1: 5/19 Custom ID2: Custom ID3:
Comment: 325989 6010C Fe

Elem	Ag3280	Al1670	As1890	B_2089	Ba4554	Be3130	Bi2230	Ca3179	Cd2288
Line	328.068 {103}	167.079 {502}	189.042 {478}	208.959 {461}	455.403 { 74}	313.042 {108}	223.061 {451}	317.933 {106}	228.802 {447}
Units	ppm	ppm	ppm	ppm	ppm	ppm	ppm	ppm	ppm
Avg	**.00031**	**.52283**	**.08545**	**1.3704**	**1.5107**	**.00008**	**.00461**	**69.589**	**.00051**
Stddev	.00037	.00572	.00138	.0200	.0221	.00004	.00311	1.273	.00018
%RSD	118.19	1.0944	1.6175	1.4611	1.4596	46.758	67.496	1.8294	35.554
#1	.00057	.51879	.08643	1.3563	1.4951	.00005	.00681	68.689	.00064
#2	.00005	.52688	.08447	1.3846	1.5263	.00010	.00241	70.489	.00038
Check ?	Chk Pass	Chk Pass	Chk Pass	Chk Pass	Chk Pass	Chk Pass	Chk Pass	Chk Pass	Chk Pass
High Limit									
Low Limit									

Elem	Co2286	Cr2055	Cu3247	Fe2599	K_7664	Li6707	Mg2790	Mn2576	Mo2020
Line	228.616 {447}	205.560 {464}	324.754 {104}	259.940 {130}	766.490 { 44}	670.784 { 50}	279.079 {121}2	257.610 {131}	202.030 {467}
Units	ppm	ppm	ppm	ppm	ppm	ppm	ppm	ppm	ppm
Avg	**.00408**	**.08309**	**.02129**	**37.114**	**15.842**	**.01161**	**16.551**	**2.5672**	**.01229**
Stddev	.00046	.00134	.00025	.688	.274	.00061	.099	.0171	.00051
%RSD	11.170	1.6155	1.1900	1.8542	1.7281	5.2760	.59687	.66683	4.1652
#1	.00376	.08214	.02111	36.627	15.648	.01205	16.481	2.5551	.01192
#2	.00441	.08404	.02147	37.600	16.035	.01118	16.621	2.5793	.01265
Check ?	Chk Pass	Chk Pass	Chk Pass	Chk Pass	Chk Pass	Chk Pass	Chk Pass	Chk Pass	Chk Pass
High Limit									
Low Limit									

Elem	Na8183	Ni2316	P_1782	Pb2203	S_1820	Sb2068	Se1960	Si2881	Sn1899
Line	818.326 { 41}	231.604 {446}	178.284 {489}	220.353 {453}	182.034 {485}	206.833 {463}	196.090 {472}	288.158 {117}	189.989 {477}
Units	ppm	ppm	ppm	ppm	ppm	ppm	ppm	ppm	ppm
Avg	**114.52**	**.02664**	**25.558**	**.00358**	**32.432**	**.00387**	**.01234**	**3.8332**	**.00486**
Stddev	1.53	.00007	.412	.00041	.523	.00093	.00148	.0772	.00040
%RSD	1.3395	.27281	1.6126	11.328	1.6140	24.060	11.987	2.0151	8.1978
#1	113.44	.02659	25.266	.00329	32.062	.00321	.01129	3.7786	.00458
#2	115.60	.02669	25.849	.00386	32.802	.00453	.01338	3.8878	.00514
Check ?	Chk Pass	Chk Pass	Chk Pass	Chk Pass	Chk Pass	Chk Pass	Chk Pass	Chk Pass	Chk Pass
High Limit									
Low Limit									

Elem	Sr4077	Th2837	Ti3349	Tl1908	U_3701	V_2924	Zn2062	Zr3391
Line	407.771 { 83}	283.730 {119}	334.904 {101}	190.856 {477}	370.152 { 91}	292.402 {115}	206.200 {163}	339.198 { 99}
Units	ppm	ppm	ppm	ppm	ppm	ppm	ppm	ppm
Avg	**1.0855**	**.00073**	**.03310**	**.00061**	**.01783**	**.01771**	**.15734**	**.00090**
Stddev	.0154	.00010	.00027	.00125	.00871	.00027	.00064	.00120
%RSD	1.4159	13.720	.81969	205.12	48.816	1.5251	.40696	133.96
#1	1.0746	.00080	.03329	-.00028	.02399	.01752	.15779	.00005
#2	1.0963	.00066	.03290	.00150	.01168	.01790	.15689	.00174
Check ?	Chk Pass	Chk Pass	Chk Pass	Chk Pass	Chk Pass	Chk Pass	Chk Pass	Chk Pass
High Limit								
Low Limit								

Int. Std.	Y_2243	Y_3600	Y_3774
Line	224.306 {450}	360.073 { 94}	377.433 { 89}
Units	Cts/S	Cts/S	Cts/S
Avg	**1446.5**	**29387.**	**6209.9**
Stddev	3.4	11.	37.2
%RSD	.23635	.03588	.59868
#1	1444.0	29380.	6236.2
#2	1448.9	29395.	6183.6

Sample Name: 280-83357-A-1-A@10 Acquired: 5/23/2016 13:52:09 Type: Unk
Method: 6500_026(v10) Mode: CONC Corr. Factor: 1.000000
User: kellyca Custom ID1: 5/20 Custom ID2: Custom ID3:
Comment: 326000 200.7 P

Elem	Ag3280	Al1670	As1890	B_2089	Ba4554	Be3130	Bi2230	Ca3179	Cd2288
Line	328.068 {103}	167.079 {502}	189.042 {478}	208.959 {461}	455.403 { 74}	313.042 {108}	223.061 {451}	317.933 {106}	228.802 {447}
Units	ppm	ppm	ppm	ppm	ppm	ppm	ppm	ppm	ppm
Avg	**-.00014**	**.01537**	**.00093**	**.02624**	**.00063**	**.00013**	**.00414**	**.07036**	**-.00022**
Stddev	.00011	.00065	.00290	.00116	.00007	.00007	.00024	.00289	.00039
%RSD	76.334	4.2451	313.46	4.4351	10.922	51.141	5.8723	4.1106	175.27
#1	-.00007	.01491	.00298	.02706	.00068	.00008	.00397	.07241	-.00050
#2	-.00022	.01583	-.00113	.02541	.00058	.00017	.00431	.06832	.00005
Check ?	Chk Pass	Chk Pass	Chk Pass	Chk Pass	Chk Pass	Chk Pass	Chk Pass	Chk Pass	Chk Pass
High Limit									
Low Limit									

Elem	Co2286	Cr2055	Cu3247	Fe2599	K_7664	Li6707	Mg2790	Mn2576	Mo2020
Line	228.616 {447}	205.560 {464}	324.754 {104}	259.940 {130}	766.490 { 44}	670.784 { 50}	279.079 {121}2	257.610 {131}	202.030 {467}
Units	ppm	ppm	ppm	ppm	ppm	ppm	ppm	ppm	ppm
Avg	**.00008**	**.00050**	**.00046**	**.03477**	**.03465**	**-.00086**	**.02421**	**.00049**	**-.00008**
Stddev	.00013	.00022	.00007	.00031	.00792	.00062	.00127	.00000	.00001
%RSD	152.45	43.677	16.014	.88640	22.850	71.508	5.2410	.79856	15.466
#1	-.00001	.00034	.00051	.03499	.02905	-.00130	.02511	.00049	-.00009
#2	.00017	.00065	.00041	.03455	.04025	-.00043	.02331	.00050	-.00007
Check ?	Chk Pass	Chk Pass	Chk Pass	Chk Pass	Chk Pass	Chk Pass	Chk Pass	Chk Pass	Chk Pass
High Limit									
Low Limit									

Elem	Na5895	Ni2316	P_1782	Pb2203	S_1820	Sb2068	Se1960	Si2881	Sn1899
Line	589.592 { 57}	231.604 {446}	178.284 {489}	220.353 {453}	182.034 {485}	206.833 {463}	196.090 {472}	288.158 {117}	189.989 {477}
Units	ppm	ppm	ppm	ppm	ppm	ppm	ppm	ppm	ppm
Avg	**.07383**	**.00093**	**.00757**	**.00191**	**.00326**	**.00130**	**.00971**	**.10581**	**.00107**
Stddev	.00283	.00067	.00499	.00113	.00032	.00222	.00342	.00141	.00120
%RSD	3.8362	72.199	65.873	59.465	9.8748	169.92	35.256	1.3316	112.46
#1	.07183	.00140	.00404	.00110	.00349	.00287	.01213	.10681	.00191
#2	.07584	.00045	.01110	.00271	.00303	-.00026	.00729	.10482	.00022
Check ?	Chk Pass	Chk Pass	Chk Pass	Chk Pass	Chk Pass	Chk Pass	Chk Pass	Chk Pass	Chk Pass
High Limit									
Low Limit									

Elem	Sr4077	Th2837	Ti3349	Tl1908	U_3701	V_2924	Zn2062	Zr3391
Line	407.771 { 83}	283.730 {119}	334.904 {101}	190.856 {477}	370.152 { 91}	292.402 {115}	206.200 {163}	339.198 { 99}
Units	ppm	ppm	ppm	ppm	ppm	ppm	ppm	ppm
Avg	**.00026**	**.00118**	**.00022**	**.00219**	**.01652**	**.00026**	**.00084**	**.00044**
Stddev	.00004	.00000	.00030	.00094	.00358	.00028	.00067	.00009
%RSD	16.202	.32415	137.54	42.855	21.680	106.73	80.197	20.725
#1	.00023	.00118	.00001	.00285	.01399	.00006	.00132	.00050
#2	.00029	.00118	.00043	.00153	.01905	.00046	.00036	.00037
Check ?	Chk Pass	Chk Pass	Chk Pass	Chk Pass	Chk Pass	Chk Pass	Chk Pass	Chk Pass
High Limit								
Low Limit								

Int. Std.	Y_2243	Y_3600	Y_3774
Line	224.306 {450}	360.073 { 94}	377.433 { 89}
Units	Cts/S	Cts/S	Cts/S
Avg	**1545.4**	**31432.**	**6131.5**
Stddev	.2	24.	27.8
%RSD	.00985	.07682	.45335
#1	1545.5	31415.	6151.2
#2	1545.3	31449.	6111.9

Sample Name: MB 280-325983/1-A Acquired: 5/23/2016 13:57:55 Type: Unk
Method: 6500_026(v10) Mode: CONC Corr. Factor: 1.000000
User: kellyca Custom ID1: 5/20 Custom ID2: Custom ID3:
Comment: 325983 6010C Q4 soil

Elem	Ag3280	Al1670	As1890	B_2089	Ba4554	Be3130	Bi2230	Ca3179	Cd2288
Line	328.068 {103}	167.079 {502}	189.042 {478}	208.959 {461}	455.403 { 74}	313.042 {108}	223.061 {451}	317.933 {106}	228.802 {447}
Units	ppm	ppm	ppm	ppm	ppm	ppm	ppm	ppm	ppm
Avg	F **.05193**	F **2.0196**	F **1.0350**	F **1.1902**	F **2.0275**	F **.05023**	F **2.1308**	F **49.973**	F **.10141**
Stddev	.00044	.0020	.0029	.0038	.0028	.00008	.0095	.061	.00006
%RSD	.84196	.09864	.27579	.31818	.13614	.16037	.44753	.12160	.06340
#1	.05162	2.0210	1.0370	1.1875	2.0256	.05029	2.1375	49.930	.10136
#2	.05224	2.0182	1.0330	1.1928	2.0295	.05017	2.1240	50.016	.10145
Check ?	Chk Fail	Chk Fail	Chk Fail	Chk Fail	Chk Fail	Chk Fail	Chk Fail	Chk Fail	Chk Fail
High Limit	.01000	.10000	.01000	.01000	.01000	.00500	.01000	.20000	.00500
Low Limit	-.01000	-.10000	-.01000	-.01000	-.01000	-.00400	-.01000	-.20000	-.00500

Elem	Co2286	Cr2055	Cu3247	Fe2599	K_7664	Li6707	Mg2790	Mn2576	Mo2020
Line	228.616 {447}	205.560 {464}	324.754 {104}	259.940 {130}	766.490 { 44}	670.784 { 50}	279.079 {121}2	257.610 {131}	202.030 {467}
Units	ppm	ppm	ppm	ppm	ppm	ppm	ppm	ppm	ppm
Avg	F **.49790**	F **.20264**	F **.25762**	F **1.0167**	F **51.532**	F **1.0266**	F **50.399**	F **.49478**	F **1.0412**
Stddev	.00177	.00012	.00171	.0025	.116	.0016	.154	.00142	.0002
%RSD	.35509	.05938	.66550	.24756	.22494	.15538	.30589	.28712	.02145
#1	.49915	.20255	.25641	1.0149	51.450	1.0255	50.290	.49377	1.0414
#2	.49665	.20272	.25883	1.0184	51.614	1.0277	50.508	.49578	1.0410
Check ?	Chk Fail	Chk Fail	Chk Fail	Chk Fail	Chk Fail	Chk Fail	Chk Fail	Chk Fail	Chk Fail
High Limit	.01000	.01000	.01000	.10000	3.0000	.01000	.10000	.01000	.01000
Low Limit	-.01000	-.01000	-.01000	-.10000	-3.0000	-.01000	-.10000	-.01000	-.01000

Elem	Na8183	Ni2316	P_1782	Pb2203	S_1820	Sb2068	Se1960	Si2881	Sn1899
Line	818.326 { 41}	231.604 {446}	178.284 {489}	220.353 {453}	182.034 {485}	206.833 {463}	196.090 {472}	288.158 {117}	189.989 {477}
Units	ppm	ppm	ppm	ppm	ppm	ppm	ppm	ppm	ppm
Avg	**52.705**	F **.50410**	F **10.317**	F **.50871**	F **2.0433**	F **.51799**	F **2.0593**	F **2.4994**	F **2.0035**
Stddev	.055	.00090	.006	.00023	.0010	.00177	.0027	.0027	.0009
%RSD	.10514	.17913	.05994	.04546	.05023	.34109	.13209	.10613	.04630
#1	52.666	.50346	10.321	.50887	2.0426	.51924	2.0574	2.5013	2.0029
#2	52.744	.50474	10.313	.50855	2.0440	.51675	2.0613	2.4975	2.0042
Check ?	None	Chk Fail	Chk Fail	Chk Fail	Chk Fail	Chk Fail	Chk Fail	Chk Fail	Chk Fail
High Limit		.01000	.01000	.00300	.10000	.01000	.01000	.10000	.10000
Low Limit		-.01000	-.01000	-.00300	-.10000	-.01000	-.01000	-.10000	-.10000

Elem	Sr4077	Th2837	Ti3349	Tl1908	U_3701	V_2924	Zn2062	Zr3391
Line	407.771 { 83}	283.730 {119}	334.904 {101}	190.856 {477}	370.152 { 91}	292.402 {115}	206.200 {163}	339.198 { 99}
Units	ppm	ppm	ppm	ppm	ppm	ppm	ppm	ppm
Avg	F **1.0016**	F **1.0251**	F **1.0123**	F **2.0048**	F **2.1869**	F **.49679**	F **.49057**	F **.50091**
Stddev	.0021	.0037	.0025	.0075	.0357	.00216	.00239	.00213
%RSD	.20773	.35845	.24868	.37629	1.6349	.43575	.48818	.42472
#1	1.0002	1.0225	1.0105	2.0101	2.2122	.49526	.48888	.49941
#2	1.0031	1.0277	1.0141	1.9994	2.1616	.49832	.49227	.50242
Check ?	Chk Fail	Chk Fail	Chk Fail	Chk Fail	Chk Fail	Chk Fail	Chk Fail	Chk Fail
High Limit	.01000	.01000	.01000	.01000	.06000	.01000	.01000	.01000
Low Limit	-.01000	-.01000	-.01000	-.01000	-.06000	-.01000	-.01000	-.01000

Int. Std.	Y_2243	Y_3600	Y_3774
Line	224.306 {450}	360.073 { 94}	377.433 { 89}
Units	Cts/S	Cts/S	Cts/S
Avg	**1463.8**	**29284.**	**6005.6**
Stddev	.3	13.	2.2
%RSD	.01763	.04413	.03654
#1	1463.6	29275.	6007.2
#2	1464.0	29293.	6004.1

Sample Name: LCS 280-325983/2-A Acquired: 5/23/2016 14:00:28 Type: Unk
Method: 6500_026(v10) Mode: CONC Corr. Factor: 1.000000
User: kellyca Custom ID1: Custom ID2: Custom ID3:
Comment: 325983 6010C Q4 soil

Elem	Ag3280	Al1670	As1890	B_2089	Ba4554	Be3130	Bi2230	Ca3179	Cd2288
Line	328.068 {103}	167.079 {502}	189.042 {478}	208.959 {461}	455.403 { 74}	313.042 {108}	223.061 {451}	317.933 {106}	228.802 {447}
Units	ppm	ppm	ppm	ppm	ppm	ppm	ppm	ppm	ppm
Avg	**.05204**	**2.0270**	**1.0370**	F **1.2018**	**2.0535**	**.05071**	**2.1533**	**50.515**	**.10163**
Stddev	.00035	.0080	.0048	.0010	.0129	.00039	.0125	.195	.00076
%RSD	.67982	.39450	.46442	.08229	.62953	.77496	.58058	.38613	.74912
#1	.05179	2.0327	1.0404	1.2011	2.0627	.05099	2.1622	50.653	.10217
#2	.05229	2.0214	1.0336	1.2025	2.0444	.05044	2.1445	50.377	.10109
Check ?	Chk Pass	Chk Pass	Chk Pass	Chk Fail	Chk Pass	Chk Pass	Chk Pass	Chk Pass	Chk Pass
High Limit				1.1000					
Low Limit				.81000					

Elem	Co2286	Cr2055	Cu3247	Fe2599	K_7664	Li6707	Mg2790	Mn2576	Mo2020
Line	228.616 {447}	205.560 {464}	324.754 {104}	259.940 {130}	766.490 { 44}	670.784 { 50}	279.079 {121}2	257.610 {131}	202.030 {467}
Units	ppm	ppm	ppm	ppm	ppm	ppm	ppm	ppm	ppm
Avg	**.50163**	F **.20336**	**.25931**	**1.0244**	**51.956**	**1.0368**	**50.633**	**.50010**	**1.0493**
Stddev	.00154	.00065	.00091	.0001	.338	.0093	.075	.00258	.0019
%RSD	.30749	.32172	.35075	.01066	.65043	.89346	.14799	.51589	.18588
#1	.50272	.20383	.25867	1.0245	52.195	1.0434	50.580	.49827	1.0507
#2	.50054	.20290	.25996	1.0243	51.718	1.0303	50.686	.50192	1.0479
Check ?	Chk Pass	Chk Fail	Chk Pass	Chk Pass	Chk Pass	Chk Pass	Chk Pass	Chk Pass	Chk Pass
High Limit		.05700							
Low Limit		.04350							

Elem	Na8183	Ni2316	P_1782	Pb2203	S_1820	Sb2068	Se1960	Si2881	Sn1899
Line	818.326 { 41}	231.604 {446}	178.284 {489}	220.353 {453}	182.034 {485}	206.833 {463}	196.090 {472}	288.158 {117}	189.989 {477}
Units	ppm	ppm	ppm	ppm	ppm	ppm	ppm	ppm	ppm
Avg	**53.425**	**.50642**	**10.369**	**.51014**	**2.0442**	**.51949**	**2.0624**	**2.5259**	**2.0036**
Stddev	.186	.00090	.024	.00273	.0086	.00126	.0169	.0023	.0056
%RSD	.34827	.17800	.23164	.53551	.42252	.24333	.81887	.09248	.28183
#1	53.556	.50706	10.386	.50821	2.0381	.52038	2.0504	2.5276	2.0076
#2	53.293	.50579	10.352	.51207	2.0503	.51859	2.0743	2.5243	1.9996
Check ?	Chk Pass	Chk Pass	Chk Pass	Chk Pass	None	Chk Pass	Chk Pass	Chk Pass	Chk Pass
High Limit									
Low Limit									

Elem	Sr4077	Th2837	Ti3349	Tl1908	U_3701	V_2924	Zn2062	Zr3391
Line	407.771 { 83}	283.730 {119}	334.904 {101}	190.856 {477}	370.152 { 91}	292.402 {115}	206.200 {163}	339.198 { 99}
Units	ppm	ppm	ppm	ppm	ppm	ppm	ppm	ppm
Avg	**1.0112**	**1.0387**	**1.0183**	**2.0045**	F **2.2228**	**.50266**	**.49319**	**.50235**
Stddev	.0076	.0004	.0067	.0049	.0129	.00167	.00025	.00075
%RSD	.75501	.03582	.65442	.24202	.57900	.33232	.05094	.14849
#1	1.0166	1.0385	1.0135	2.0011	2.2319	.50148	.49336	.50182
#2	1.0058	1.0390	1.0230	2.0079	2.2137	.50384	.49301	.50287
Check ?	Chk Pass	Chk Pass	Chk Pass	Chk Pass	Chk Fail	Chk Pass	Chk Pass	Chk Pass
High Limit					2.2000			
Low Limit					1.7000			

Int. Std.	Y_2243	Y_3600	Y_3774
Line	224.306 {450}	360.073 { 94}	377.433 { 89}
Units	Cts/S	Cts/S	Cts/S
Avg	**1454.9**	**29223.**	**5921.9**
Stddev	.8	87.	43.2
%RSD	.05516	.29670	.72992
#1	1454.4	29285.	5891.3
#2	1455.5	29162.	5952.5

Sample Name: 280-82954-A-14-JSD@5 Acquired: 5/23/2016 14:06:01 Type: Unk
Method: 6500_026(v10) Mode: CONC Corr. Factor: 1.000000
User: kellyca Custom ID1: Custom ID2: Custom ID3:
Comment: 325983 6010C Q4 soil

Elem	Ag3280	Al3092	As1890	B_2089	Ba4554	Be3130	Bi2230	Ca3179	Cd2288
Line	328.068 {103}	309.271 {109}	189.042 {478}	208.959 {461}	455.403 { 74}	313.042 {108}	223.061 {451}	317.933 {106}	228.802 {447}
Units	ppm	ppm	ppm	ppm	ppm	ppm	ppm	ppm	ppm
Avg	**.00026**	**54.648**	**.00807**	**.00600**	**.15342**	**.00038**	**.00421**	**.92043**	**.01078**
Stddev	.00058	.141	.00003	.00068	.00015	.00001	.00228	.00474	.00007
%RSD	219.82	.25797	.43056	11.328	.09605	3.0141	54.087	.51488	.66866
#1	.00067	54.747	.00805	.00552	.15353	.00037	.00582	.92378	.01073
#2	-.00015	54.548	.00810	.00648	.15332	.00039	.00260	.91708	.01083
Check ?	Chk Pass	Chk Pass	Chk Pass	Chk Pass	Chk Pass	Chk Pass	Chk Pass	Chk Pass	Chk Pass
High Limit									
Low Limit									

Elem	Co2286	Cr2055	Cu3247	Fe2599	K_7664	Li6707	Mg2790	Mn2576	Mo2020
Line	228.616 {447}	205.560 {464}	324.754 {104}	259.940 {130}	766.490 { 44}	670.784 { 50}	279.079 {121}2	257.610 {131}	202.030 {467}
Units	ppm	ppm	ppm	ppm	ppm	ppm	ppm	ppm	ppm
Avg	**.00187**	**.06627**	**1.0503**	**22.498**	**.61768**	**.02228**	**1.5029**	**.11088**	**.00248**
Stddev	.00027	.00023	.0095	.079	.00420	.00014	.0154	.00032	.00030
%RSD	14.532	.35357	.90561	.35022	.67953	.61760	1.0259	.28857	12.041
#1	.00168	.06644	1.0570	22.554	.62065	.02218	1.5138	.11110	.00269
#2	.00206	.06611	1.0435	22.442	.61471	.02238	1.4920	.11065	.00227
Check ?	Chk Pass	Chk Pass	Chk Pass	Chk Pass	Chk Pass	Chk Pass	Chk Pass	Chk Pass	Chk Pass
High Limit									
Low Limit									

Elem	Na5895	Ni2316	P_1782	Pb2203	S_1820	Sb2068	Se1960	Si2881	Sn1899
Line	589.592 { 57}	231.604 {446}	178.284 {489}	220.353 {453}	182.034 {485}	206.833 {463}	196.090 {472}	288.158 {117}	189.989 {477}
Units	ppm	ppm	ppm	ppm	ppm	ppm	ppm	ppm	ppm
Avg	**.12878**	**.05121**	**.48857**	**.85561**	**.49238**	**.07390**	**.00778**	**2.1369**	**.01261**
Stddev	.00018	.00059	.00302	.00145	.00098	.00491	.00063	.0082	.00056
%RSD	.13934	1.1537	.61870	.16980	.19885	6.6411	8.1450	.38439	4.4210
#1	.12866	.05079	.49070	.85458	.49307	.07043	.00823	2.1427	.01301
#2	.12891	.05163	.48643	.85664	.49169	.07738	.00734	2.1311	.01222
Check ?	Chk Pass	Chk Pass	Chk Pass	Chk Pass	Chk Pass	Chk Pass	Chk Pass	Chk Pass	Chk Pass
High Limit									
Low Limit									

Elem	Sr4077	Th2837	Ti3349	Tl1908	U_3701	V_2924	Zn2062	Zr3391
Line	407.771 { 83}	283.730 {119}	334.904 {101}	190.856 {477}	370.152 { 91}	292.402 {115}	206.200 {163}	339.198 { 99}
Units	ppm	ppm	ppm	ppm	ppm	ppm	ppm	ppm
Avg	**.01339**	**.00998**	**.22272**	**.00197**	**-.00554**	**.04759**	**1.3079**	**.01797**
Stddev	.00008	.00115	.00475	.00279	.01389	.00009	.0115	.00144
%RSD	.59694	11.565	2.1344	141.76	250.58	.18279	.87746	7.9997
#1	.01344	.01079	.22608	-.00000	.00428	.04753	1.2998	.01696
#2	.01333	.00916	.21936	.00394	-.01536	.04765	1.3160	.01899
Check ?	Chk Pass	Chk Pass	Chk Pass	Chk Pass	Chk Pass	Chk Pass	Chk Pass	Chk Pass
High Limit								
Low Limit								

Int. Std.	Y_2243	Y_3600	Y_3774
Line	224.306 {450}	360.073 { 94}	377.433 { 89}
Units	Cts/S	Cts/S	Cts/S
Avg	**1557.8**	**31363.**	**6311.8**
Stddev	.2	68.	18.7
%RSD	.01503	.21556	.29634
#1	1557.7	31410.	6298.6
#2	1558.0	31315.	6325.1

Sample Name: 280-82954-A-14-K MS Acquired: 5/23/2016 14:09:12 Type: Unk
Method: 6500_026(v10) Mode: CONC Corr. Factor: 1.000000
User: kellyca Custom ID1: Custom ID2: Custom ID3:
Comment: 325983 6010C Q4 soil

Elem	Ag3280	Al3092	As1890	B_2089	Ba4554	Be3130	Bi2230	Ca3179	Cd2288
Line	328.068 {103}	309.271 {109}	189.042 {478}	208.959 {461}	455.403 { 74}	313.042 {108}	223.061 {451}	317.933 {106}	228.802 {447}
Units	ppm	ppm	ppm	ppm	ppm	ppm	ppm	ppm	ppm
Avg	**.04958**	**54.761**	**.98897**	**.96956**	**2.1040**	**.04777**	**2.0731**	**48.316**	**.10748**
Stddev	.00133	.011	.00387	.00315	.0036	.00014	.0013	.192	.00036
%RSD	2.6891	.02077	.39131	.32481	.17251	.29568	.06053	.39692	.33590
#1	.05052	54.769	.98623	.96734	2.1065	.04767	2.0722	48.451	.10723
#2	.04864	54.753	.99170	.97179	2.1014	.04787	2.0740	48.180	.10774
Check ?	Chk Pass	Chk Pass	Chk Pass	Chk Pass	Chk Pass	Chk Pass	Chk Pass	Chk Pass	Chk Pass
High Limit									
Low Limit									

Elem	Co2286	Cr2055	Cu3247	Fe2599	K_7664	Li6707	Mg2790	Mn2576	Mo2020
Line	228.616 {447}	205.560 {464}	324.754 {104}	259.940 {130}	766.490 { 44}	670.784 { 50}	279.079 {121}2	257.610 {131}	202.030 {467}
Units	ppm	ppm	ppm	ppm	ppm	ppm	ppm	ppm	ppm
Avg	**.47904**	W **.23450**	**.65681**	**21.439**	**50.414**	**1.0064**	**49.906**	**.57861**	**.97946**
Stddev	.00070	.00069	.00313	.094	.049	.0011	.216	.00298	.00100
%RSD	.14652	.29231	.47593	.43665	.09746	.11289	.43249	.51515	.10253
#1	.47954	.23499	.65902	21.505	50.380	1.0056	50.058	.58072	.98017
#2	.47854	.23402	.65460	21.373	50.449	1.0072	49.753	.57650	.97875
Check ?	Chk Pass	Chk Warn	Chk Pass	Chk Pass	Chk Pass	Chk Pass	Chk Pass	Chk Pass	Chk Pass
High Limit		.10000							
Low Limit		-.01000							

Elem	Na8183	Ni2316	P_1782	Pb2203	S_1820	Sb2068	Se1960	Si2881	Sn1899
Line	818.326 { 41}	231.604 {446}	178.284 {489}	220.353 {453}	182.034 {485}	206.833 {463}	196.090 {472}	288.158 {117}	189.989 {477}
Units	ppm	ppm	ppm	ppm	ppm	ppm	ppm	ppm	ppm
Avg	**49.832**	**.52506**	**10.077**	**.93832**	**2.3781**	**.46352**	**1.9585**	**6.2721**	**1.8706**
Stddev	.222	.00214	.017	.00506	.0107	.00093	.0139	.0583	.0086
%RSD	.44585	.40814	.17300	.53976	.45102	.20014	.70945	.92884	.46005
#1	49.989	.52657	10.064	.93474	2.3705	.46286	1.9487	6.3133	1.8645
#2	49.674	.52354	10.089	.94190	2.3856	.46417	1.9683	6.2309	1.8767
Check ?	Chk Pass	Chk Pass	Chk Pass	Chk Pass	Chk Pass	Chk Pass	Chk Pass	Chk Pass	Chk Pass
High Limit									
Low Limit									

Elem	Sr4077	Th2837	Ti3349	Tl1908	U_3701	V_2924	Zn2062	Zr3391
Line	407.771 { 83}	283.730 {119}	334.904 {101}	190.856 {477}	370.152 { 91}	292.402 {115}	206.200 {163}	339.198 { 99}
Units	ppm	ppm	ppm	ppm	ppm	ppm	ppm	ppm
Avg	**.96573**	**.97826**	**1.4563**	**1.8902**	**2.1079**	**.53056**	**1.0428**	**.49210**
Stddev	.00033	.01281	.0050	.0043	.0104	.00069	.0055	.00002
%RSD	.03420	1.3099	.34616	.22933	.49510	.12971	.52634	.00361
#1	.96550	.98732	1.4527	1.8933	2.1153	.53008	1.0467	.49211
#2	.96597	.96920	1.4599	1.8872	2.1005	.53105	1.0389	.49209
Check ?	Chk Pass	Chk Pass	Chk Pass	Chk Pass	Chk Pass	Chk Pass	Chk Pass	Chk Pass
High Limit								
Low Limit								

Int. Std.	Y_2243	Y_3600	Y_3774
Line	224.306 {450}	360.073 { 94}	377.433 { 89}
Units	Cts/S	Cts/S	Cts/S
Avg	**1482.7**	**29780.**	**6174.0**
Stddev	.0	139.	12.0
%RSD	.00223	.46665	.19404
#1	1482.7	29682.	6165.5
#2	1482.6	29878.	6182.5

Sample Name: 320-18794-C-1-Cpds Acquired: 5/23/2016 14:12:45 Type: Unk
Method: 6500_026(v10) Mode: CONC Corr. Factor: 1.000000
User: kellyca Custom ID1: 5/19 Custom ID2: Custom ID3:
Comment: 325989 6010C Fe

Elem	Ag3280	Al1670	As1890	B_2089	Ba4554	Be3130	Bi2230	Ca3179	Cd2288
Line	328.068 {103}	167.079 {502}	189.042 {478}	208.959 {461}	455.403 { 74}	313.042 {108}	223.061 {451}	317.933 {106}	228.802 {447}
Units	ppm	ppm	ppm	ppm	ppm	ppm	ppm	ppm	ppm
Avg	**.01763**	**.96176**	**.19263**	**.17066**	**.11813**	**.04767**	**-.00034**	**61.460**	**.04906**
Stddev	.00016	.00329	.00764	.00075	.00036	.00001	.00283	.168	.00011
%RSD	.92573	.34166	3.9674	.44152	.30398	.03068	831.45	.27378	.22129
#1	.01751	.96409	.18722	.17119	.11787	.04766	.00166	61.341	.04898
#2	.01774	.95944	.19803	.17012	.11838	.04768	-.00234	61.579	.04914
Check ?	Chk Pass	Chk Pass	Chk Pass	Chk Pass	Chk Pass	Chk Pass	Chk Pass	Chk Pass	Chk Pass
High Limit									
Low Limit									

Elem	Co2286	Cr2055	Cu3247	Fe2599	K_7664	Li6707	Mg2790	Mn2576	Mo2020
Line	228.616 {447}	205.560 {464}	324.754 {104}	259.940 {130}	766.490 { 44}	670.784 { 50}	279.079 {121}2	257.610 {131}	202.030 {467}
Units	ppm	ppm	ppm	ppm	ppm	ppm	ppm	ppm	ppm
Avg	**.04737**	**.04738**	**.04892**	**1.1237**	**24.618**	**.10793**	**26.801**	**.23353**	**.04833**
Stddev	.00020	.00033	.00018	.0010	.026	.00097	.048	.00019	.00027
%RSD	.41208	.70546	.36957	.08621	.10453	.89839	.17750	.08296	.54922
#1	.04723	.04714	.04879	1.1230	24.636	.10725	26.834	.23340	.04852
#2	.04751	.04761	.04905	1.1244	24.600	.10862	26.767	.23367	.04814
Check ?	Chk Pass	Chk Pass	Chk Pass	Chk Pass	Chk Pass	Chk Pass	Chk Pass	Chk Pass	Chk Pass
High Limit									
Low Limit									

Elem	Na8183	Ni2316	P_1782	Pb2203	S_1820	Sb2068	Se1960	Si2881	Sn1899
Line	818.326 { 41}	231.604 {446}	178.284 {489}	220.353 {453}	182.034 {485}	206.833 {463}	196.090 {472}	288.158 {117}	189.989 {477}
Units	ppm	ppm	ppm	ppm	ppm	ppm	ppm	ppm	ppm
Avg	**52.795**	**.04975**	**1.9694**	**.09380**	**.69039**	**.09828**	**.20394**	**21.160**	**.09358**
Stddev	.146	.00093	.0018	.00276	.00572	.00154	.00512	.046	.00060
%RSD	.27564	1.8707	.08958	2.9431	.82849	1.5691	2.5110	.21738	.63965
#1	52.693	.05040	1.9681	.09575	.69444	.09937	.20756	21.128	.09400
#2	52.898	.04909	1.9706	.09185	.68635	.09719	.20032	21.193	.09316
Check ?	Chk Pass	Chk Pass	Chk Pass	Chk Pass	Chk Pass	Chk Pass	Chk Pass	Chk Pass	Chk Pass
High Limit									
Low Limit									

Elem	Sr4077	Th2837	Ti3349	Tl1908	U_3701	V_2924	Zn2062	Zr3391
Line	407.771 { 83}	283.730 {119}	334.904 {101}	190.856 {477}	370.152 { 91}	292.402 {115}	206.200 {163}	339.198 { 99}
Units	ppm	ppm	ppm	ppm	ppm	ppm	ppm	ppm
Avg	**.34314**	**.19504**	**.04771**	**.19585**	**.51258**	**.04592**	**.19205**	**.04807**
Stddev	.00126	.00403	.00005	.00103	.00935	.00029	.00001	.00011
%RSD	.36626	2.0650	.09656	.52489	1.8234	.63954	.00291	.22896
#1	.34225	.19219	.04767	.19658	.51918	.04572	.19205	.04815
#2	.34402	.19789	.04774	.19513	.50597	.04613	.19206	.04799
Check ?	Chk Pass	Chk Pass	Chk Pass	Chk Pass	Chk Pass	Chk Pass	Chk Pass	Chk Pass
High Limit								
Low Limit								

Int. Std.	Y_2243	Y_3600	Y_3774
Line	224.306 {450}	360.073 { 94}	377.433 { 89}
Units	Cts/S	Cts/S	Cts/S
Avg	**1489.0**	**30119.**	**6209.4**
Stddev	5.5	38.	46.4
%RSD	.36645	.12584	.74645
#1	1492.9	30146.	6242.1
#2	1485.2	30092.	6176.6

Sample Name: ccvh-3900196 Acquired: 5/23/2016 14:15:26 Type: QC
Method: 6500_026(v10) Mode: CONC Corr. Factor: 1.000000
User: kellyca Custom ID1: Custom ID2: Custom ID3:
Comment:

Elem	Ag3280	Al3092	As1890	B_2089	Ba4554	Be3130	Bi2230	Ca3179	Cd2288	Co2286	Cr2055	Cu3247	Fe2714
Units	ppm	ppm	ppm	ppm	ppm	ppm	ppm	ppm	ppm	ppm	ppm	ppm	ppm
Avg	**.00381**	**49.638**	**.01009**	**.00398**	**.00240**	**.00188**	**1.0074**	**-.03668**	**.00053**	**.00500**	**.00155**	**.00972**	**50.196**
Stddev	.00048	.205	.00248	.00060	.00002	.00007	.0061	.00127	.00024	.00021	.00017	.00018	.087
%RSD	12.703	.41300	24.618	15.095	.82506	3.7310	.60745	3.4708	44.936	4.1699	11.235	1.8657	.17306
#1	.00415	49.493	.01185	.00441	.00238	.00183	1.0117	-.03758	.00036	.00515	.00142	.00984	50.135
#2	.00347	49.783	.00833	.00356	.00241	.00193	1.0030	-.03578	.00070	.00485	.00167	.00959	50.258
Check ?	None	Chk Pass	None	None	None	None	Chk Pass	None	None	None	None	None	Chk Pass
Value													
Range													

Elem	K_7664	Li6707	Mg2790	Mn2576	Mo2020	Na8183	Ni2316	P_1782	Pb2203	S_1820	Sb2068	Se1960	Si2881
Units	ppm	ppm	ppm	ppm	ppm	ppm	ppm	ppm	ppm	ppm	ppm	ppm	ppm
Avg	**.25598**	**.00455**	**.23427**	**.00130**	**-.00016**	**252.71**	**.00158**	**.00501**	**.00194**	**4.9341**	**.00431**	**.01427**	**.02566**
Stddev	.01820	.00006	.00402	.00009	.00034	.06	.00018	.00059	.00206	.0143	.00063	.00268	.00513
%RSD	7.1120	1.2080	1.7158	6.8019	212.66	.02352	11.485	11.845	105.83	.28951	14.708	18.756	19.988
#1	.26885	.00452	.23712	.00136	-.00041	252.75	.00170	.00459	.00049	4.9442	.00386	.01617	.02204
#2	.24310	.00459	.23143	.00124	.00008	252.67	.00145	.00543	.00340	4.9240	.00476	.01238	.02929
Check ?	None	None	None	None	None	Chk Pass	None	None	None	Chk Pass	None	None	None
Value													
Range													

Elem	Sn1899	Sr4077	Th2837	Ti3349	Tl1908	U_3701	V_2924	Zn2062	Zr3391
Units	ppm	ppm	ppm	ppm	ppm	ppm	ppm	ppm	ppm
Avg	**.00480**	**.00241**	**5.0185**	**.02539**	**.00407**	**10.324**	**-.01443**	**.00018**	**.00229**
Stddev	.00229	.00002	.0210	.00003	.00024	.023	.00134	.00167	.00088
%RSD	47.582	.69215	.41749	.11693	5.7962	.22496	9.2580	924.60	38.561
#1	.00642	.00240	5.0333	.02537	.00423	10.340	-.01538	.00136	.00167
#2	.00319	.00242	5.0037	.02541	.00390	10.308	-.01349	-.00100	.00291
Check ?	None	None	Chk Pass	None	None	Chk Pass	None	None	None
Value									
Range									

Int. Std.	Y_2243	Y_3600	Y_3774
Units	Cts/S	Cts/S	Cts/S
Avg	**1482.4**	**29793.**	**6017.1**
Stddev	1.1	79.	23.0
%RSD	.07441	.26620	.38263
#1	1481.6	29737.	6000.9
#2	1483.2	29849.	6033.4

Sample Name: ccv-3900195 Acquired: 5/23/2016 14:18:15 Type: QC
Method: 6500_026(v10) Mode: CONC Corr. Factor: 1.000000
User: kellyca Custom ID1: Custom ID2: Custom ID3:
Comment:

Elem	Ag3280	Al1670	As1890	B_2089	Ba4554	Be3130	Bi2230	Ca3179	Cd2288	Co2286	Cr2055	Cu3247	Fe2599
Units	ppm	ppm	ppm	ppm	ppm	ppm	ppm	ppm	ppm	ppm	ppm	ppm	ppm
Avg	**.48088**	**.50956**	**.98975**	**.50447**	**.48872**	**.48786**	**.00356**	**5.0607**	**.49037**	**.49466**	**.49030**	**.48586**	**2.4511**
Stddev	.00064	.00396	.00709	.00201	.00164	.00377	.00030	.0492	.00280	.00010	.00155	.00092	.0266
%RSD	.13377	.77782	.71609	.39782	.33510	.77365	8.4074	.97206	.57052	.02057	.31672	.18941	1.0861
#1	.48042	.51237	.99476	.50589	.48988	.49053	.00377	5.0955	.49234	.49473	.49140	.48651	2.4700
#2	.48133	.50676	.98473	.50305	.48756	.48519	.00335	5.0259	.48839	.49458	.48920	.48521	2.4323
Check ?	Chk Pass	Chk Pass	Chk Pass	Chk Pass	Chk Pass	Chk Pass	None	Chk Pass	Chk Pass	Chk Pass	Chk Pass	Chk Pass	Chk Pass
Value													
Range													

Elem	K_7664	Li6707	Mg2790	Mn2576	Mo2020	Na5895	Ni2316	P_1782	Pb2203	S_1820	Sb2068	Se1960	Si2881
Units	ppm	ppm	ppm	ppm	ppm	ppm	ppm	ppm	ppm	ppm	ppm	ppm	ppm
Avg	**48.916**	**.98676**	**19.394**	**.48657**	**.49240**	**4.9603**	**.49378**	**.97411**	**1.0086**	**.00553**	**.97098**	**.99548**	**4.8971**
Stddev	.174	.00402	.026	.00018	.00189	.0296	.00236	.00576	.0018	.00830	.00160	.00709	.0112
%RSD	.35582	.40736	.13540	.03640	.38390	.59778	.47750	.59086	.18079	150.03	.16489	.71201	.22888
#1	49.039	.98960	19.375	.48644	.49374	4.9813	.49545	.97818	1.0099	-.00034	.97211	1.0005	4.8892
#2	48.793	.98392	19.412	.48670	.49107	4.9393	.49211	.97004	1.0073	.01141	.96985	.99046	4.9050
Check ?	Chk Pass	Chk Pass	Chk Pass	Chk Pass	Chk Pass	Chk Pass	Chk Pass	Chk Pass	Chk Pass	None	Chk Pass	Chk Pass	Chk Pass
Value													
Range													

Elem	Sn1899	Sr4077	Th2837	Ti3349	Tl1908	U_3701	V_2924	Zn2062	Zr3391
Units	ppm	ppm	ppm	ppm	ppm	ppm	ppm	ppm	ppm
Avg	**.98579**	**.48349**	**.00623**	**.47757**	**1.0109**	**-.00416**	**.47475**	**.47684**	**.48871**
Stddev	.00201	.00227	.00146	.00037	.0025	.00079	.00050	.00029	.00227
%RSD	.20345	.46949	23.435	.07700	.24778	19.078	.10631	.06018	.46408
#1	.98437	.48509	.00727	.47783	1.0126	-.00360	.47439	.47705	.49031
#2	.98721	.48188	.00520	.47731	1.0091	-.00473	.47511	.47664	.48710
Check ?	Chk Pass	Chk Pass	None	Chk Pass	Chk Pass	None	Chk Pass	Chk Pass	Chk Pass
Value									
Range									

Int. Std.	Y_2243	Y_3600	Y_3774
Units	Cts/S	Cts/S	Cts/S
Avg	**1524.3**	**30937.**	**6055.6**
Stddev	1.7	16.	74.3
%RSD	.11210	.05184	1.2276
#1	1525.5	30949.	6003.0
#2	1523.1	30926.	6108.2

Sample Name: ccb Acquired: 5/23/2016 14:20:51 Type: QC
Method: 6500_026(v10) Mode: CONC Corr. Factor: 1.000000
User: kellyca Custom ID1: Custom ID2: Custom ID3:
Comment:

Elem	Ag3280	Al1670	As1890	B_2089	Ba4554	Be3130	Bi2230	Ca3179	Cd2288	Co2286	Cr2055	Cu3247
Units	ppm	ppm	ppm	ppm	ppm	ppm	ppm	ppm	ppm	ppm	ppm	ppm
Avg	**.00044**	**.00000**	**.00121**	W **.00208**	**.00020**	**.00003**	**.00558**	**-.00212**	**.00020**	**-.00005**	**.00013**	**-.00059**
Stddev	.00073	.00212	.00000	.00034	.00011	.00001	.00343	.00064	.00027	.00012	.00024	.00032
%RSD	164.80	49415.	.38987	16.163	56.359	33.268	61.339	30.193	135.50	226.47	190.18	54.596
#1	.00096	.00150	.00121	.00231	.00028	.00002	.00316	-.00167	.00039	-.00014	.00030	-.00036
#2	-.00007	-.00150	.00121	.00184	.00012	.00004	.00801	-.00257	.00001	.00003	-.00004	-.00082
Check ?	Chk Pass	Chk Pass	Chk Pass	Chk Warn	Chk Pass	Chk Pass	None	Chk Pass	Chk Pass	Chk Pass	Chk Pass	Chk Pass
High Limit				.00156								
Low Limit				-.00156								

Elem	Fe2599	K_7664	Li6707	Mg2790	Mn2576	Mo2020	Na5895	Ni2316	P_1782	Pb2203	S_1820	Sb2068
Units	ppm	ppm	ppm	ppm	ppm	ppm	ppm	ppm	ppm	ppm	ppm	ppm
Avg	**.00330**	**.04215**	**-.00080**	**.00104**	**-.00000**	**.00061**	**.00241**	**.00008**	**.00275**	**.00067**	**.00073**	W **.00506**
Stddev	.00300	.01070	.00022	.00153	.00011	.00024	.00222	.00005	.00199	.00065	.00051	.00215
%RSD	90.922	25.391	27.824	146.59	2752.6	39.081	92.348	61.363	72.403	95.950	69.711	42.587
#1	.00542	.04971	-.00096	-.00004	-.00008	.00077	.00398	.00004	.00416	.00113	.00037	.00353
#2	.00118	.03458	-.00065	.00212	.00007	.00044	.00084	.00011	.00134	.00022	.00108	.00658
Check ?	Chk Pass	Chk Pass	Chk Pass	Chk Pass	Chk Pass	Chk Pass	Chk Pass	Chk Pass	Chk Pass	Chk Pass	None	Chk Warn
High Limit												.00314
Low Limit												-.00314

Elem	Se1960	Si2881	Sn1899	Sr4077	Th2837	Ti3349	Tl1908	U_3701	V_2924	Zn2062	Zr3391
Units	ppm	ppm	ppm	ppm	ppm	ppm	ppm	ppm	ppm	ppm	ppm
Avg	F **.01005**	**.00865**	**.00032**	**-.00003**	**.00175**	**.00047**	**.00055**	**.01949**	**.00016**	**.00018**	**.00005**
Stddev	.00476	.00950	.00102	.00003	.00031	.00021	.00310	.00506	.00045	.00061	.00102
%RSD	47.329	109.92	314.30	126.13	17.841	44.006	560.10	25.942	283.73	339.85	2105.4
#1	.01342	.00193	.00104	-.00000	.00153	.00062	-.00164	.01591	.00048	-.00025	.00077
#2	.00669	.01536	-.00040	-.00005	.00197	.00033	.00275	.02306	-.00016	.00062	-.00067
Check ?	Chk Fail	Chk Pass	Chk Pass	Chk Pass	Chk Pass	Chk Pass	Chk Pass	Chk Pass	Chk Pass	Chk Pass	Chk Pass
High Limit	.00972										
Low Limit	-.00972										

Int. Std.	Y_2243	Y_3600	Y_3774
Units	Cts/S	Cts/S	Cts/S
Avg	**1535.3**	**31731.**	**6083.5**
Stddev	.9	14.	.7
%RSD	.05884	.04282	.01141
#1	1534.6	31721.	6083.1
#2	1535.9	31740.	6084.0

Sample Name: ccvl-3907489 Acquired: 5/23/2016 14:23:36 Type: QC
Method: 6500_026(v10) Mode: CONC Corr. Factor: 1.000000
User: kellyca Custom ID1: Custom ID2: Custom ID3:
Comment:

Elem	Ag3280	Al1670	As1890	B_2089	Ba4554	Be3130	Bi2230	Ca3179	Cd2288	Co2286	Cr2055	Cu3247
Units	ppm	ppm	ppm	ppm	ppm	ppm	ppm	ppm	ppm	ppm	ppm	ppm
Avg	**.00958**	**.10374**	**.01756**	**.09996**	**.01020**	**.00109**	**.11046**	**.19807**	**.00494**	**.01027**	**.01008**	**.01467**
Stddev	.00047	.00193	.00349	.00126	.00025	.00004	.00506	.00915	.00004	.00023	.00003	.00014
%RSD	4.8802	1.8602	19.846	1.2623	2.4947	3.5280	4.5768	4.6190	.88258	2.2801	.29448	.93236
#1	.00925	.10237	.01510	.10086	.01002	.00106	.11404	.19160	.00497	.01010	.01010	.01458
#2	.00991	.10510	.02003	.09907	.01038	.00112	.10689	.20454	.00491	.01043	.01005	.01477
Check ?	Chk Pass	Chk Pass	Chk Pass	Chk Pass	Chk Pass	Chk Pass	Chk Pass	Chk Pass	Chk Pass	Chk Pass	Chk Pass	Chk Pass
Value												
Range												

Elem	Fe2599	K_7664	Li6707	Mg2790	Mn2576	Mo2020	Na5895	Ni2316	P_1782	Pb2203	S_1820	Sb2068
Units	ppm	ppm	ppm	ppm	ppm	ppm	ppm	ppm	ppm	ppm	ppm	ppm
Avg	**.10917**	**2.9841**	**.00992**	**.20349**	**.00999**	**.02018**	**.99880**	**.04128**	**2.8278**	**.00984**	**-.00224**	**.02176**
Stddev	.00400	.0509	.00013	.00032	.00008	.00012	.00887	.00077	.0075	.00214	.00237	.00090
%RSD	3.6683	1.7063	1.3039	.15582	.75666	.59575	.88841	1.8552	.26497	21.717	105.67	4.1265
#1	.10634	2.9481	.00982	.20371	.00994	.02010	.99252	.04182	2.8331	.01135	-.00057	.02240
#2	.11200	3.0201	.01001	.20326	.01005	.02027	1.0051	.04073	2.8225	.00833	-.00391	.02113
Check ?	Chk Pass	Chk Pass	Chk Pass	Chk Pass	Chk Pass	Chk Pass	Chk Pass	Chk Pass	Chk Pass	Chk Pass	None	Chk Pass
Value												
Range												

Elem	Se1960	Si2881	Sn1899	Sr4077	Th2837	Ti3349	Tl1908	U_3701	V_2924	Zn2062	Zr3391
Units	ppm	ppm	ppm	ppm	ppm	ppm	ppm	ppm	ppm	ppm	ppm
Avg	F **.02050**	**.50587**	**.10113**	**.00973**	**.01717**	**.00983**	**.01590**	**.07601**	**.00947**	**.01828**	**.01581**
Stddev	.00121	.00350	.00142	.00017	.00025	.00019	.00028	.02453	.00016	.00151	.00113
%RSD	5.9162	.69143	1.4051	1.6990	1.4322	1.9158	1.7850	32.271	1.6730	8.2594	7.1670
#1	.02136	.50339	.10214	.00961	.01700	.00970	.01610	.09336	.00936	.01721	.01500
#2	.01964	.50834	.10013	.00984	.01735	.00997	.01570	.05867	.00959	.01935	.01661
Check ?	Chk Fail	Chk Pass	Chk Pass	Chk Pass	Chk Pass	Chk Pass	Chk Pass	Chk Pass	Chk Pass	Chk Pass	Chk Pass
Value	.01500										
Range	30.000%										

Int. Std.	Y_2243	Y_3600	Y_3774
Units	Cts/S	Cts/S	Cts/S
Avg	**1553.9**	**31762.**	**6107.7**
Stddev	3.4	168.	58.4
%RSD	.22114	.52826	.95637
#1	1551.5	31880.	6149.0
#2	1556.4	31643.	6066.4

Sample Name: MB 280-325983/1-A Acquired: 5/23/2016 14:26:21 Type: Unk
Method: 6500_026(v10) Mode: CONC Corr. Factor: 1.000000
User: kellyca Custom ID1: 5/20 Custom ID2: Custom ID3:
Comment: 325983 6010C Q4 soil

Elem	Ag3280	Al1670	As1890	B_2089	Ba4554	Be3130	Bi2230	Ca3179	Cd2288
Line	328.068 {103}	167.079 {502}	189.042 {478}	208.959 {461}	455.403 { 74}	313.042 {108}	223.061 {451}	317.933 {106}	228.802 {447}
Units	ppm	ppm	ppm	ppm	ppm	ppm	ppm	ppm	ppm
Avg	**.00060**	**.01613**	**.00308**	F **.02442**	**.00071**	**.00002**	**.00131**	**.06756**	**-.00005**
Stddev	.00034	.00056	.00273	.00070	.00003	.00003	.00049	.00167	.00015
%RSD	57.459	3.4861	88.646	2.8544	4.0509	134.53	37.846	2.4724	302.47
#1	.00035	.01653	.00115	.02491	.00069	.00000	.00096	.06638	.00006
#2	.00084	.01573	.00502	.02393	.00073	.00004	.00166	.06874	-.00015
Check ?	Chk Pass	Chk Pass	Chk Pass	Chk Fail	Chk Pass	Chk Pass	Chk Pass	Chk Pass	Chk Pass
High Limit				.01000					
Low Limit				-.01000					

Elem	Co2286	Cr2055	Cu3247	Fe2599	K_7664	Li6707	Mg2790	Mn2576	Mo2020
Line	228.616 {447}	205.560 {464}	324.754 {104}	259.940 {130}	766.490 { 44}	670.784 { 50}	279.079 {121}2	257.610 {131}	202.030 {467}
Units	ppm	ppm	ppm	ppm	ppm	ppm	ppm	ppm	ppm
Avg	**-.00009**	**.00047**	**-.00013**	W **.03305**	**.03711**	**-.00065**	**.02432**	**.00041**	**-.00003**
Stddev	.00001	.00011	.00019	.00202	.01104	.00015	.00280	.00003	.00009
%RSD	8.7139	23.955	148.21	6.1009	29.763	22.951	11.520	8.1587	302.47
#1	-.00008	.00039	-.00027	.03163	.04492	-.00055	.02234	.00043	.00003
#2	-.00009	.00055	.00001	.03448	.02930	-.00076	.02630	.00038	-.00010
Check ?	Chk Pass	Chk Pass	Chk Pass	Chk Warn	Chk Pass	Chk Pass	Chk Pass	Chk Pass	Chk Pass
High Limit				.03000					
Low Limit				-.05000					

Elem	Na5895	Ni2316	P_1782	Pb2203	S_1820	Sb2068	Se1960	Si2881	Sn1899
Line	589.592 { 57}	231.604 {446}	178.284 {489}	220.353 {453}	182.034 {485}	206.833 {463}	196.090 {472}	288.158 {117}	189.989 {477}
Units	ppm	ppm	ppm	ppm	ppm	ppm	ppm	ppm	ppm
Avg	**.07441**	**.00020**	**.00402**	**.00257**	**.00123**	**.00177**	F **.01244**	F **.10185**	**-.00026**
Stddev	.00445	.00034	.00119	.00220	.00200	.00035	.00408	.00454	.00149
%RSD	5.9808	168.81	29.606	85.526	163.00	19.863	32.829	4.4613	576.38
#1	.07127	.00044	.00487	.00102	.00264	.00152	.00955	.10506	.00079
#2	.07756	-.00004	.00318	.00413	-.00019	.00202	.01533	.09863	-.00131
Check ?	Chk Pass	Chk Pass	Chk Pass	Chk Pass	Chk Pass	Chk Pass	Chk Fail	Chk Fail	Chk Pass
High Limit							.01000	.10000	
Low Limit							-.01000	-.10000	

Elem	Sr4077	Th2837	Ti3349	Tl1908	U_3701	V_2924	Zn2062	Zr3391
Line	407.771 { 83}	283.730 {119}	334.904 {101}	190.856 {477}	370.152 { 91}	292.402 {115}	206.200 {163}	339.198 { 99}
Units	ppm	ppm	ppm	ppm	ppm	ppm	ppm	ppm
Avg	**.00019**	**.00174**	**.00064**	**.00381**	**.00845**	**.00040**	**.00154**	**.00153**
Stddev	.00001	.00048	.00038	.00189	.00621	.00030	.00004	.00169
%RSD	7.4954	27.749	59.932	49.731	73.490	75.749	2.2791	110.80
#1	.00018	.00140	.00091	.00247	.01285	.00061	.00152	.00272
#2	.00021	.00208	.00037	.00515	.00406	.00019	.00157	.00033
Check ?	Chk Pass	Chk Pass	Chk Pass	Chk Pass	Chk Pass	Chk Pass	Chk Pass	Chk Pass
High Limit								
Low Limit								

Int. Std.	Y_2243	Y_3600	Y_3774
Line	224.306 {450}	360.073 { 94}	377.433 { 89}
Units	Cts/S	Cts/S	Cts/S
Avg	**1547.9**	**32025.**	**6153.1**
Stddev	5.7	127.	.5
%RSD	.36578	.39510	.00854
#1	1543.9	31936.	6153.5
#2	1551.9	32115.	6152.8

Sample Name: LCS 280-325983/2-A Acquired: 5/23/2016 14:29:07 Type: Unk
Method: 6500_026(v10) Mode: CONC Corr. Factor: 1.000000
User: kellyca Custom ID1: Custom ID2: Custom ID3:
Comment: 325983 6010C Q4 soil

Elem	Ag3280	Al1670	As1890	B_2089	Ba4554	Be3130	Bi2230	Ca3179	Cd2288
Line	328.068 {103}	167.079 {502}	189.042 {478}	208.959 {461}	455.403 { 74}	313.042 {108}	223.061 {451}	317.933 {106}	228.802 {447}
Units	ppm	ppm	ppm	ppm	ppm	ppm	ppm	ppm	ppm
Avg	**.04984**	**1.9783**	**1.0210**	F **1.1792**	**2.0022**	**.05000**	**2.1115**	**49.614**	**.10031**
Stddev	.00010	.0064	.0073	.0017	.0048	.00035	.0031	.011	.00016
%RSD	.20629	.32213	.71962	.14310	.23847	.69025	.14430	.02283	.15852
#1	.04977	1.9828	1.0262	1.1804	2.0056	.05025	2.1136	49.606	.10042
#2	.04992	1.9738	1.0158	1.1780	1.9989	.04976	2.1093	49.622	.10020
Check ?	Chk Pass	Chk Pass	Chk Pass	Chk Fail	Chk Pass	Chk Pass	Chk Pass	Chk Pass	Chk Pass
High Limit				1.1000					
Low Limit				.81000					

Elem	Co2286	Cr2055	Cu3247	Fe2599	K_7664	Li6707	Mg2790	Mn2576	Mo2020
Line	228.616 {447}	205.560 {464}	324.754 {104}	259.940 {130}	766.490 { 44}	670.784 { 50}	279.079 {121}2	257.610 {131}	202.030 {467}
Units	ppm	ppm	ppm	ppm	ppm	ppm	ppm	ppm	ppm
Avg	**.49442**	F **.20043**	**.24724**	**1.0143**	**50.713**	**1.0162**	**48.520**	**.48490**	**1.0335**
Stddev	.00029	.00044	.00048	.0012	.051	.0024	.024	.00184	.0008
%RSD	.05798	.22017	.19584	.12262	.10016	.23941	.04872	.37945	.07693
#1	.49421	.20012	.24689	1.0152	50.749	1.0179	48.503	.48620	1.0340
#2	.49462	.20075	.24758	1.0135	50.677	1.0145	48.537	.48360	1.0329
Check ?	Chk Pass	Chk Fail	Chk Pass	Chk Pass	Chk Pass	Chk Pass	Chk Pass	Chk Pass	Chk Pass
High Limit		.05700							
Low Limit		.04350							

Elem	Na8183	Ni2316	P_1782	Pb2203	S_1820	Sb2068	Se1960	Si2881	Sn1899
Line	818.326 { 41}	231.604 {446}	178.284 {489}	220.353 {453}	182.034 {485}	206.833 {463}	196.090 {472}	288.158 {117}	189.989 {477}
Units	ppm	ppm	ppm	ppm	ppm	ppm	ppm	ppm	ppm
Avg	**51.949**	**.49474**	**10.086**	**.50117**	**1.9971**	**.50789**	**2.0033**	**2.4845**	**1.9580**
Stddev	.118	.00000	.003	.00283	.0142	.00040	.0104	.0176	.0074
%RSD	.22712	.00077	.02772	.56485	.71017	.07781	.52131	.70731	.37951
#1	52.032	.49474	10.088	.50318	2.0072	.50761	2.0107	2.4721	1.9527
#2	51.866	.49474	10.084	.49917	1.9871	.50817	1.9959	2.4970	1.9633
Check ?	Chk Pass	Chk Pass	Chk Pass	Chk Pass	None	Chk Pass	Chk Pass	Chk Pass	Chk Pass
High Limit									
Low Limit									

Elem	Sr4077	Th2837	Ti3349	Tl1908	U_3701	V_2924	Zn2062	Zr3391
Line	407.771 { 83}	283.730 {119}	334.904 {101}	190.856 {477}	370.152 { 91}	292.402 {115}	206.200 {163}	339.198 { 99}
Units	ppm	ppm	ppm	ppm	ppm	ppm	ppm	ppm
Avg	**.97739**	**1.0076**	**.97602**	**1.9523**	**2.1251**	**.48134**	**.48147**	**.49305**
Stddev	.00101	.0065	.00339	.0000	.0362	.00124	.00641	.00500
%RSD	.10366	.64168	.34684	.00173	1.7036	.25708	1.3316	1.0145
#1	.97810	1.0122	.97841	1.9523	2.0995	.48047	.48600	.48951
#2	.97667	1.0031	.97362	1.9522	2.1507	.48222	.47693	.49659
Check ?	Chk Pass	Chk Pass	Chk Pass	Chk Pass	Chk Pass	Chk Pass	Chk Pass	Chk Pass
High Limit								
Low Limit								

Int. Std.	Y_2243	Y_3600	Y_3774
Line	224.306 {450}	360.073 { 94}	377.433 { 89}
Units	Cts/S	Cts/S	Cts/S
Avg	**1470.2**	**30037.**	**5970.9**
Stddev	.8	35.	17.3
%RSD	.05163	.11665	.29056
#1	1470.8	30012.	5983.2
#2	1469.7	30062.	5958.6

Sample Name: 280-82954-A-14-J Acquired: 5/23/2016 14:31:39 Type: Unk
Method: 6500_026(v10) Mode: CONC Corr. Factor: 1.000000
User: kellyca Custom ID1: Custom ID2: Custom ID3:
Comment: 325983 6010C Q4 soil

Elem	Ag3280	Al3092	As1890	B_2089	Ba4554	Be3130	Bi2230	Ca3179	Cd2288
Line	328.068 {103}	309.271 {109}	189.042 {478}	208.959 {461}	455.403 { 74}	313.042 {108}	223.061 {451}	317.933 {106}	228.802 {447}
Units	ppm	ppm	ppm	ppm	ppm	ppm	ppm	ppm	ppm
Avg	**.00065**	**54.140**	**.00457**	**.00562**	**.15418**	**.00050**	**.00584**	**.94484**	**.01083**
Stddev	.00009	.145	.00106	.00020	.00170	.00018	.00079	.03136	.00031
%RSD	13.830	.26823	23.143	3.6235	1.1046	36.087	13.604	3.3187	2.8910
#1	.00059	54.038	.00382	.00547	.15538	.00062	.00640	.96701	.01061
#2	.00071	54.243	.00532	.00576	.15297	.00037	.00528	.92267	.01105
Check ?	Chk Pass	Chk Pass	Chk Pass	Chk Pass	Chk Pass	Chk Pass	Chk Pass	Chk Pass	Chk Pass
High Limit									
Low Limit									

Elem	Co2286	Cr2055	Cu3247	Fe2599	K_7664	Li6707	Mg2790	Mn2576	Mo2020
Line	228.616 {447}	205.560 {464}	324.754 {104}	259.940 {130}	766.490 { 44}	670.784 { 50}	279.079 {121}2	257.610 {131}	202.030 {467}
Units	ppm	ppm	ppm	ppm	ppm	ppm	ppm	ppm	ppm
Avg	**.00207**	**.06575**	**1.0333**	**22.370**	**.67794**	**.02255**	**1.4741**	**.10968**	**.00288**
Stddev	.00024	.00006	.0032	.096	.06929	.00047	.0053	.00042	.00038
%RSD	11.782	.08956	.31274	.43048	10.221	2.0687	.36223	.38239	13.012
#1	.00224	.06579	1.0311	22.301	.72694	.02288	1.4704	.10938	.00262
#2	.00190	.06571	1.0356	22.438	.62895	.02222	1.4779	.10997	.00315
Check ?	Chk Pass	Chk Pass	Chk Pass	Chk Pass	Chk Pass	Chk Pass	Chk Pass	Chk Pass	Chk Pass
High Limit									
Low Limit									

Elem	Na5895	Ni2316	P_1782	Pb2203	S_1820	Sb2068	Se1960	Si2881	Sn1899
Line	589.592 { 57}	231.604 {446}	178.284 {489}	220.353 {453}	182.034 {485}	206.833 {463}	196.090 {472}	288.158 {117}	189.989 {477}
Units	ppm	ppm	ppm	ppm	ppm	ppm	ppm	ppm	ppm
Avg	**.16077**	**.05049**	**.48773**	**.85637**	**.49164**	**.07311**	**.00673**	**2.1751**	**.01443**
Stddev	.04271	.00025	.00460	.00347	.00304	.00027	.00006	.0458	.00093
%RSD	26.565	.48702	.94404	.40508	.61772	.37135	.96409	2.1070	6.4668
#1	.19097	.05032	.49099	.85882	.48949	.07292	.00669	2.2075	.01377
#2	.13057	.05066	.48447	.85391	.49378	.07330	.00678	2.1427	.01509
Check ?	Chk Pass	Chk Pass	Chk Pass	Chk Pass	Chk Pass	Chk Pass	Chk Pass	Chk Pass	Chk Pass
High Limit									
Low Limit									

Elem	Sr4077	Th2837	Ti3349	Tl1908	U_3701	V_2924	Zn2062	Zr3391
Line	407.771 { 83}	283.730 {119}	334.904 {101}	190.856 {477}	370.152 { 91}	292.402 {115}	206.200 {163}	339.198 { 99}
Units	ppm	ppm	ppm	ppm	ppm	ppm	ppm	ppm
Avg	**.01385**	**.00976**	**.22494**	**.00325**	**.00045**	**.04664**	**1.2802**	**.01765**
Stddev	.00069	.00046	.00091	.00096	.01032	.00046	.0014	.00045
%RSD	4.9565	4.7255	.40446	29.525	2312.7	.97839	.10857	2.5512
#1	.01433	.00943	.22429	.00257	-.00685	.04632	1.2793	.01797
#2	.01336	.01008	.22558	.00393	.00774	.04697	1.2812	.01733
Check ?	Chk Pass	Chk Pass	Chk Pass	Chk Pass	Chk Pass	Chk Pass	Chk Pass	Chk Pass
High Limit								
Low Limit								

Int. Std.	Y_2243	Y_3600	Y_3774
Line	224.306 {450}	360.073 { 94}	377.433 { 89}
Units	Cts/S	Cts/S	Cts/S
Avg	**1558.7**	**31828.**	**6229.5**
Stddev	.4	1.	.2
%RSD	.02801	.00410	.00262
#1	1558.4	31829.	6229.6
#2	1559.0	31827.	6229.4

Sample Name: 280-82954-A-14-JSD@5 Acquired: 5/23/2016 14:34:20 Type: Unk
Method: 6500_026(v10) Mode: CONC Corr. Factor: 1.000000
User: kellyca Custom ID1: Custom ID2: Custom ID3:
Comment: 325983 6010C Q4 soil

Elem	Ag3280	Al3092	As1890	B_2089	Ba4554	Be3130	Bi2230	Ca3179	Cd2288
Line	328.068 {103}	309.271 {109}	189.042 {478}	208.959 {461}	455.403 { 74}	313.042 {108}	223.061 {451}	317.933 {106}	228.802 {447}
Units	ppm	ppm	ppm	ppm	ppm	ppm	ppm	ppm	ppm
Avg	**.00035**	**11.065**	**.00219**	**.00220**	**.03147**	**.00011**	**.00485**	**.20527**	**.00232**
Stddev	.00052	.085	.00116	.00009	.00024	.00001	.00053	.00538	.00009
%RSD	146.76	.76619	52.964	4.2605	.75856	7.7874	10.988	2.6209	4.0252
#1	-.00001	11.005	.00137	.00226	.03130	.00011	.00522	.20147	.00226
#2	.00072	11.125	.00300	.00213	.03164	.00012	.00447	.20908	.00239
Check ?	Chk Pass	Chk Pass	Chk Pass	Chk Pass	Chk Pass	Chk Pass	Chk Pass	Chk Pass	Chk Pass
High Limit									
Low Limit									

Elem	Co2286	Cr2055	Cu3247	Fe2599	K_7664	Li6707	Mg2790	Mn2576	Mo2020
Line	228.616 {447}	205.560 {464}	324.754 {104}	259.940 {130}	766.490 { 44}	670.784 { 50}	279.079 {121}2	257.610 {131}	202.030 {467}
Units	ppm	ppm	ppm	ppm	ppm	ppm	ppm	ppm	ppm
Avg	**.00040**	**.01482**	**.21515**	**4.6654**	**.13194**	**.00356**	**.31680**	**.02319**	**.00038**
Stddev	.00008	.00012	.00351	.0310	.01961	.00083	.00205	.00018	.00005
%RSD	20.013	.80785	1.6327	.66521	14.866	23.475	.64724	.78694	11.854
#1	.00046	.01474	.21267	4.6435	.11807	.00415	.31535	.02306	.00041
#2	.00034	.01491	.21763	4.6874	.14581	.00297	.31825	.02332	.00035
Check ?	Chk Pass	Chk Pass	Chk Pass	Chk Pass	Chk Pass	Chk Pass	Chk Pass	Chk Pass	Chk Pass
High Limit									
Low Limit									

Elem	Na5895	Ni2316	P_1782	Pb2203	S_1820	Sb2068	Se1960	Si2881	Sn1899
Line	589.592 { 57}	231.604 {446}	178.284 {489}	220.353 {453}	182.034 {485}	206.833 {463}	196.090 {472}	288.158 {117}	189.989 {477}
Units	ppm	ppm	ppm	ppm	ppm	ppm	ppm	ppm	ppm
Avg	**.03474**	**.01179**	**.11209**	**.19675**	**.11427**	**.01586**	**.00785**	**.45162**	**.00220**
Stddev	.00268	.00033	.00254	.00853	.00608	.00003	.00149	.00986	.00053
%RSD	7.7202	2.8294	2.2703	4.3356	5.3171	.20820	18.928	2.1827	23.938
#1	.03664	.01155	.11389	.19072	.10998	.01583	.00890	.44465	.00183
#2	.03285	.01202	.11029	.20278	.11857	.01588	.00680	.45859	.00257
Check ?	Chk Pass	Chk Pass	Chk Pass	Chk Pass	Chk Pass	Chk Pass	Chk Pass	Chk Pass	Chk Pass
High Limit									
Low Limit									

Elem	Sr4077	Th2837	Ti3349	Tl1908	U_3701	V_2924	Zn2062	Zr3391
Line	407.771 { 83}	283.730 {119}	334.904 {101}	190.856 {477}	370.152 { 91}	292.402 {115}	206.200 {163}	339.198 { 99}
Units	ppm	ppm	ppm	ppm	ppm	ppm	ppm	ppm
Avg	**.00273**	**.00336**	**.04610**	**.00052**	**.01085**	**.01004**	**.27019**	**.00301**
Stddev	.00012	.00053	.00086	.00055	.02773	.00008	.00046	.00044
%RSD	4.4526	15.780	1.8688	106.22	255.57	.76438	.17013	14.586
#1	.00264	.00374	.04549	.00091	.03046	.00998	.26987	.00270
#2	.00282	.00299	.04671	.00013	-.00876	.01009	.27052	.00332
Check ?	Chk Pass	Chk Pass	Chk Pass	Chk Pass	Chk Pass	Chk Pass	Chk Pass	Chk Pass
High Limit								
Low Limit								

Int. Std.	Y_2243	Y_3600	Y_3774
Line	224.306 {450}	360.073 { 94}	377.433 { 89}
Units	Cts/S	Cts/S	Cts/S
Avg	**1559.1**	**32286.**	**6239.7**
Stddev	1.6	4.	30.2
%RSD	.10073	.01330	.48460
#1	1560.2	32283.	6218.3
#2	1558.0	32289.	6261.1

Sample Name: 280-82954-A-14-K MS Acquired: 5/23/2016 14:37:03 Type: Unk
Method: 6500_026(v10) Mode: CONC Corr. Factor: 1.000000
User: kellyca Custom ID1: Custom ID2: Custom ID3:
Comment: 325983 6010C Q4 soil

Elem	Ag3280	Al3092	As1890	B_2089	Ba4554	Be3130	Bi2230	Ca3179	Cd2288
Line	328.068 {103}	309.271 {109}	189.042 {478}	208.959 {461}	455.403 { 74}	313.042 {108}	223.061 {451}	317.933 {106}	228.802 {447}
Units	ppm	ppm	ppm	ppm	ppm	ppm	ppm	ppm	ppm
Avg	**.04843**	**54.246**	**.98403**	**.97264**	**2.0939**	**.04784**	**2.0751**	**48.062**	**.10869**
Stddev	.00018	.393	.00996	.00088	.0131	.00046	.0008	.386	.00021
%RSD	.37979	.72364	1.0121	.09034	.62575	.95923	.03743	.80352	.19665
#1	.04856	53.969	.97699	.97201	2.0846	.04752	2.0757	47.789	.10854
#2	.04830	54.524	.99107	.97326	2.1032	.04817	2.0746	48.335	.10884
Check ?	Chk Pass	Chk Pass	Chk Pass	Chk Pass	Chk Pass	Chk Pass	Chk Pass	Chk Pass	Chk Pass
High Limit									
Low Limit									

Elem	Co2286	Cr2055	Cu3247	Fe2599	K_7664	Li6707	Mg2790	Mn2576	Mo2020
Line	228.616 {447}	205.560 {464}	324.754 {104}	259.940 {130}	766.490 { 44}	670.784 { 50}	279.079 {121}2	257.610 {131}	202.030 {467}
Units	ppm	ppm	ppm	ppm	ppm	ppm	ppm	ppm	ppm
Avg	**.48247**	W **.23553**	**.65122**	**21.330**	**50.266**	**1.0129**	**49.001**	**.57334**	**.98968**
Stddev	.00037	.00035	.00031	.187	.418	.0097	.065	.00031	.00074
%RSD	.07585	.14765	.04798	.87480	.83196	.95637	.13330	.05458	.07466
#1	.48221	.23528	.65100	21.198	49.970	1.0060	49.047	.57356	.99021
#2	.48273	.23577	.65144	21.462	50.561	1.0197	48.955	.57311	.98916
Check ?	Chk Pass	Chk Warn	Chk Pass	Chk Pass	Chk Pass	Chk Pass	Chk Pass	Chk Pass	Chk Pass
High Limit		.10000							
Low Limit		-.01000							

Elem	Na8183	Ni2316	P_1782	Pb2203	S_1820	Sb2068	Se1960	Si2881	Sn1899
Line	818.326 { 41}	231.604 {446}	178.284 {489}	220.353 {453}	182.034 {485}	206.833 {463}	196.090 {472}	288.158 {117}	189.989 {477}
Units	ppm	ppm	ppm	ppm	ppm	ppm	ppm	ppm	ppm
Avg	**49.938**	**.52322**	**10.021**	**.94015**	**2.3855**	**.45594**	**1.9298**	**6.2784**	**1.8602**
Stddev	.575	.00003	.023	.00226	.0037	.00099	.0058	.0225	.0061
%RSD	1.1509	.00527	.23115	.24064	.15413	.21803	.30132	.35796	.32576
#1	49.531	.52324	10.037	.93855	2.3881	.45524	1.9339	6.2943	1.8645
#2	50.344	.52321	10.004	.94175	2.3829	.45664	1.9257	6.2625	1.8560
Check ?	Chk Pass	Chk Pass	Chk Pass	Chk Pass	Chk Pass	Chk Pass	Chk Pass	Chk Pass	Chk Pass
High Limit									
Low Limit									

Elem	Sr4077	Th2837	Ti3349	Tl1908	U_3701	V_2924	Zn2062	Zr3391
Line	407.771 { 83}	283.730 {119}	334.904 {101}	190.856 {477}	370.152 { 91}	292.402 {115}	206.200 {163}	339.198 { 99}
Units	ppm	ppm	ppm	ppm	ppm	ppm	ppm	ppm
Avg	**.95386**	**.96944**	**1.4282**	**1.8742**	**2.0719**	**.51966**	**1.0231**	**.48984**
Stddev	.00837	.00125	.0030	.0057	.0158	.00169	.0005	.00140
%RSD	.87780	.12917	.20846	.30661	.76467	.32432	.04964	.28591
#1	.94794	.96855	1.4303	1.8783	2.0831	.51847	1.0228	.48885
#2	.95978	.97032	1.4261	1.8702	2.0607	.52085	1.0235	.49083
Check ?	Chk Pass	Chk Pass	Chk Pass	Chk Pass	Chk Pass	Chk Pass	Chk Pass	Chk Pass
High Limit								
Low Limit								

Int. Std.	Y_2243	Y_3600	Y_3774
Line	224.306 {450}	360.073 { 94}	377.433 { 89}
Units	Cts/S	Cts/S	Cts/S
Avg	**1474.2**	**30083.**	**6140.2**
Stddev	.9	15.	41.2
%RSD	.06101	.05025	.67159
#1	1473.6	30093.	6169.4
#2	1474.8	30072.	6111.1

Sample Name: 280-82954-A-14-L MSD Acquired: 5/23/2016 14:39:35 Type: Unk
Method: 6500_026(v10) Mode: CONC Corr. Factor: 1.000000
User: kellyca Custom ID1: Custom ID2: Custom ID3:
Comment: 325983 6010C Q4 soil

Elem	Ag3280	Al3092	As1890	B_2089	Ba4554	Be3130	Bi2230	Ca3179	Cd2288
Line	328.068 {103}	309.271 {109}	189.042 {478}	208.959 {461}	455.403 { 74}	313.042 {108}	223.061 {451}	317.933 {106}	228.802 {447}
Units	ppm	ppm	ppm	ppm	ppm	ppm	ppm	ppm	ppm
Avg	**.05346**	**67.247**	**1.0707**	**1.0629**	**2.2739**	**.05174**	**2.2675**	**51.962**	**.11778**
Stddev	.00030	.430	.0045	.0053	.0186	.00044	.0112	.415	.00103
%RSD	.55769	.63945	.41753	.50228	.81772	.84631	.49446	.79956	.87725
#1	.05325	66.943	1.0675	1.0591	2.2607	.05143	2.2595	51.669	.11705
#2	.05368	67.551	1.0739	1.0666	2.2870	.05205	2.2754	52.256	.11851
Check ?	Chk Pass	Chk Pass	Chk Pass	Chk Pass	Chk Pass	Chk Pass	Chk Pass	Chk Pass	Chk Pass
High Limit									
Low Limit									

Elem	Co2286	Cr2055	Cu3247	Fe2599	K_7664	Li6707	Mg2790	Mn2576	Mo2020
Line	228.616 {447}	205.560 {464}	324.754 {104}	259.940 {130}	766.490 { 44}	670.784 { 50}	279.079 {121}2	257.610 {131}	202.030 {467}
Units	ppm	ppm	ppm	ppm	ppm	ppm	ppm	ppm	ppm
Avg	**.52668**	W **.26315**	**.82805**	**25.561**	**54.310**	**1.0991**	**53.216**	**.63892**	**1.0872**
Stddev	.00401	.00162	.00236	.250	.413	.0104	.011	.00160	.0065
%RSD	.76074	.61536	.28555	.97631	.76083	.94436	.02080	.24990	.59451
#1	.52384	.26201	.82638	25.384	54.018	1.0917	53.224	.63779	1.0827
#2	.52951	.26430	.82972	25.737	54.602	1.1064	53.208	.64005	1.0918
Check ?	Chk Pass	Chk Warn	Chk Pass	Chk Pass	Chk Pass	Chk Pass	Chk Pass	Chk Pass	Chk Pass
High Limit		.10000							
Low Limit		-.01000							

Elem	Na8183	Ni2316	P_1782	Pb2203	S_1820	Sb2068	Se1960	Si2881	Sn1899
Line	818.326 { 41}	231.604 {446}	178.284 {489}	220.353 {453}	182.034 {485}	206.833 {463}	196.090 {472}	288.158 {117}	189.989 {477}
Units	ppm	ppm	ppm	ppm	ppm	ppm	ppm	ppm	ppm
Avg	**53.890**	**.57483**	**10.906**	**1.0738**	**2.6129**	**.48671**	**2.0849**	**5.8336**	**2.0292**
Stddev	.311	.00046	.047	.0064	.0133	.00393	.0058	.0052	.0061
%RSD	.57773	.07921	.43362	.59238	.50701	.80754	.27761	.08963	.30255
#1	53.670	.57451	10.872	1.0693	2.6035	.48949	2.0808	5.8373	2.0249
#2	54.111	.57515	10.939	1.0783	2.6222	.48393	2.0890	5.8299	2.0336
Check ?	Chk Pass	Chk Pass	Chk Pass	Chk Pass	Chk Pass	Chk Pass	Chk Pass	Chk Pass	Chk Pass
High Limit									
Low Limit									

Elem	Sr4077	Th2837	Ti3349	Tl1908	U_3701	V_2924	Zn2062	Zr3391
Line	407.771 { 83}	283.730 {119}	334.904 {101}	190.856 {477}	370.152 { 91}	292.402 {115}	206.200 {163}	339.198 { 99}
Units	ppm	ppm	ppm	ppm	ppm	ppm	ppm	ppm
Avg	**1.0333**	**1.0581**	**1.5337**	**2.0172**	**2.2570**	**.57060**	**1.1659**	**.53404**
Stddev	.0078	.0071	.0013	.0091	.0091	.00166	.0050	.00719
%RSD	.75680	.66991	.08183	.45325	.40280	.29166	.42584	1.3471
#1	1.0277	1.0531	1.5328	2.0108	2.2635	.56943	1.1624	.52895
#2	1.0388	1.0631	1.5346	2.0237	2.2506	.57178	1.1695	.53912
Check ?	Chk Pass	Chk Pass	Chk Pass	Chk Pass	Chk Pass	Chk Pass	Chk Pass	Chk Pass
High Limit								
Low Limit								

Int. Std.	Y_2243	Y_3600	Y_3774
Line	224.306 {450}	360.073 { 94}	377.433 { 89}
Units	Cts/S	Cts/S	Cts/S
Avg	**1464.4**	**29930.**	**6140.5**
Stddev	4.5	39.	1.2
%RSD	.30954	.12934	.01970
#1	1467.6	29957.	6139.6
#2	1461.2	29902.	6141.4

Sample Name: 280-82954-A-14-J PDS Acquired: 5/23/2016 14:42:06 Type: Unk
Method: 6500_026(v10) Mode: CONC Corr. Factor: 1.000000
User: kellyca Custom ID1: Custom ID2: Custom ID3:
Comment: 325983 6010C Q4 soil

Elem	Ag3280	Al3092	As1890	B_2089	Ba4554	Be3130	Bi2230	Ca3179	Cd2288
Line	328.068 {103}	309.271 {109}	189.042 {478}	208.959 {461}	455.403 { 74}	313.042 {108}	223.061 {451}	317.933 {106}	228.802 {447}
Units	ppm	ppm	ppm	ppm	ppm	ppm	ppm	ppm	ppm
Avg	**.02010**	**53.781**	**.20309**	**.10556**	**.24340**	**.04774**	**.00291**	**19.767**	**.06030**
Stddev	.00027	.319	.00233	.00094	.00116	.00006	.00152	.026	.00028
%RSD	1.3214	.59242	1.1494	.89430	.47630	.12549	52.253	.13245	.47073
#1	.01991	53.556	.20474	.10489	.24258	.04770	.00183	19.748	.06050
#2	.02028	54.006	.20144	.10623	.24422	.04778	.00399	19.785	.06009
Check ?	Chk Pass	Chk Pass	Chk Pass	Chk Pass	Chk Pass	Chk Pass	Chk Pass	Chk Pass	Chk Pass
High Limit									
Low Limit									

Elem	Co2286	Cr2055	Cu3247	Fe2599	K_7664	Li6707	Mg2790	Mn2576	Mo2020
Line	228.616 {447}	205.560 {464}	324.754 {104}	259.940 {130}	766.490 { 44}	670.784 { 50}	279.079 {121}2	257.610 {131}	202.030 {467}
Units	ppm	ppm	ppm	ppm	ppm	ppm	ppm	ppm	ppm
Avg	**.05055**	W **.11294**	**1.0538**	**22.695**	**19.804**	**.11832**	**20.352**	**.15504**	**.05244**
Stddev	.00001	.00063	.0025	.102	.091	.00098	.056	.00029	.00028
%RSD	.01869	.55430	.23715	.45042	.45966	.82526	.27627	.18493	.52912
#1	.05054	.11250	1.0556	22.622	19.740	.11763	20.392	.15524	.05264
#2	.05055	.11338	1.0520	22.767	19.869	.11901	20.312	.15484	.05224
Check ?	Chk Pass	Chk Warn	Chk Pass	Chk Pass	Chk Pass	Chk Pass	Chk Pass	Chk Pass	Chk Pass
High Limit		.10000							
Low Limit		-.01000							

Elem	Na8183	Ni2316	P_1782	Pb2203	S_1820	Sb2068	Se1960	Si2881	Sn1899
Line	818.326 { 41}	231.604 {446}	178.284 {489}	220.353 {453}	182.034 {485}	206.833 {463}	196.090 {472}	288.158 {117}	189.989 {477}
Units	ppm	ppm	ppm	ppm	ppm	ppm	ppm	ppm	ppm
Avg	**20.160**	**.09665**	**2.3741**	**.91856**	**.49285**	**.17001**	**.19616**	**6.7956**	**.10694**
Stddev	.228	.00130	.0001	.00106	.00041	.00061	.00061	.0474	.00145
%RSD	1.1332	1.3408	.00372	.11510	.08243	.35919	.31251	.69726	1.3556
#1	19.998	.09757	2.3741	.91931	.49256	.16957	.19659	6.8291	.10796
#2	20.321	.09573	2.3740	.91781	.49313	.17044	.19572	6.7621	.10591
Check ?	Chk Pass	Chk Pass	Chk Pass	Chk Pass	Chk Pass	Chk Pass	Chk Pass	Chk Pass	Chk Pass
High Limit									
Low Limit									

Elem	Sr4077	Th2837	Ti3349	Tl1908	U_3701	V_2924	Zn2062	Zr3391
Line	407.771 { 83}	283.730 {119}	334.904 {101}	190.856 {477}	370.152 { 91}	292.402 {115}	206.200 {163}	339.198 { 99}
Units	ppm	ppm	ppm	ppm	ppm	ppm	ppm	ppm
Avg	**.05989**	**.20455**	**.26993**	**.19553**	**.52676**	**.09237**	**1.4430**	**.06447**
Stddev	.00020	.00146	.00325	.00118	.00392	.00057	.0054	.00141
%RSD	.33560	.71225	1.2029	.60387	.74421	.61659	.37281	2.1867
#1	.05975	.20558	.27222	.19469	.52399	.09277	1.4392	.06547
#2	.06003	.20352	.26763	.19636	.52953	.09196	1.4468	.06348
Check ?	Chk Pass	Chk Pass	Chk Pass	Chk Pass	Chk Pass	Chk Pass	Chk Pass	Chk Pass
High Limit								
Low Limit								

Int. Std.	Y_2243	Y_3600	Y_3774
Line	224.306 {450}	360.073 { 94}	377.433 { 89}
Units	Cts/S	Cts/S	Cts/S
Avg	**1521.3**	**31056.**	**6223.7**
Stddev	.5	38.	14.3
%RSD	.03221	.12203	.22924
#1	1520.9	31029.	6233.8
#2	1521.6	31083.	6213.6

Sample Name: ccvh-3900196 Acquired: 5/23/2016 14:44:45 Type: QC
Method: 6500_026(v10) Mode: CONC Corr. Factor: 1.000000
User: kellyca Custom ID1: Custom ID2: Custom ID3:
Comment:

Elem	Ag3280	Al3092	As1890	B_2089	Ba4554	Be3130	Bi2230	Ca3179	Cd2288	Co2286	Cr2055	Cu3247	Fe2714
Units	ppm	ppm	ppm	ppm	ppm	ppm	ppm	ppm	ppm	ppm	ppm	ppm	ppm
Avg	**.00240**	**48.282**	**.00312**	**.00456**	**.00201**	**.00133**	**1.0232**	**-.04302**	**.00054**	**.00486**	**.00082**	**.00769**	**48.764**
Stddev	.00046	.132	.00458	.00028	.00010	.00003	.0061	.00425	.00004	.00033	.00001	.00135	.075
%RSD	19.145	.27276	146.92	6.1803	4.9095	2.5151	.59630	9.8760	6.6438	6.8339	.63046	17.620	.15308
#1	.00273	48.375	.00635	.00436	.00208	.00135	1.0275	-.04602	.00056	.00463	.00082	.00865	48.711
#2	.00208	48.189	-.00012	.00476	.00194	.00130	1.0188	-.04002	.00051	.00510	.00081	.00673	48.817
Check ?	None	Chk Pass	None	None	None	None	Chk Pass	None	None	None	None	None	Chk Pass
Value													
Range													

Elem	K_7664	Li6707	Mg2790	Mn2576	Mo2020	Na8183	Ni2316	P_1782	Pb2203	S_1820	Sb2068	Se1960	Si2881
Units	ppm	ppm	ppm	ppm	ppm	ppm	ppm	ppm	ppm	ppm	ppm	ppm	ppm
Avg	**.17838**	**.00293**	**.22640**	**.00082**	**-.00082**	**247.55**	**.00070**	**.00331**	**.00227**	**4.9506**	**.00164**	**.01037**	**.01122**
Stddev	.04895	.00084	.02431	.00019	.00020	.29	.00051	.00359	.00186	.0216	.00278	.00096	.02497
%RSD	27.443	28.613	10.738	23.604	24.717	.11556	73.021	108.42	81.921	.43533	168.95	9.2545	222.59
#1	.14377	.00234	.24359	.00096	-.00067	247.35	.00034	.00584	.00358	4.9659	.00361	.00969	-.00644
#2	.21300	.00352	.20921	.00069	-.00096	247.75	.00106	.00077	.00095	4.9354	-.00032	.01105	.02888
Check ?	None	None	None	None	None	Chk Pass	None	None	None	Chk Pass	None	None	None
Value													
Range													

Elem	Sn1899	Sr4077	Th2837	Ti3349	Tl1908	U_3701	V_2924	Zn2062	Zr3391
Units	ppm	ppm	ppm	ppm	ppm	ppm	ppm	ppm	ppm
Avg	**.00219**	**.00175**	**4.9318**	**.02542**	**.00161**	**10.153**	**-.01465**	**-.00011**	**-.00465**
Stddev	.00094	.00001	.0021	.00036	.00186	.047	.00025	.00217	.00196
%RSD	42.973	.39287	.04150	1.4064	115.52	.46504	1.7082	1980.4	42.153
#1	.00285	.00175	4.9303	.02567	.00293	10.119	-.01483	.00142	-.00604
#2	.00152	.00174	4.9332	.02517	.00029	10.186	-.01448	-.00164	-.00327
Check ?	None	None	Chk Pass	None	None	Chk Pass	None	None	None
Value									
Range									

Int. Std.	Y_2243	Y_3600	Y_3774
Units	Cts/S	Cts/S	Cts/S
Avg	**1481.5**	**30512.**	**6053.3**
Stddev	3.1	26.	1.2
%RSD	.21053	.08472	.02029
#1	1479.3	30530.	6052.5
#2	1483.7	30494.	6054.2

Sample Name: ccv-3900195 Acquired: 5/23/2016 14:47:33 Type: QC
Method: 6500_026(v10) Mode: CONC Corr. Factor: 1.000000
User: kellyca Custom ID1: Custom ID2: Custom ID3:
Comment:

Elem	Ag3280	Al1670	As1890	B_2089	Ba4554	Be3130	Bi2230	Ca3179	Cd2288	Co2286	Cr2055	Cu3247	Fe2599	K_7664
Units	ppm	ppm	ppm	ppm	ppm	ppm	ppm	ppm	ppm	ppm	ppm	ppm	ppm	ppm
Avg	**.47430**	**.52009**	**.98531**	**.51478**	**.48675**	**.48770**	**.00128**	**5.0410**	**.50386**	**.50593**	**.50165**	**.48114**	**2.4464**	**48.329**
Stddev	.00048	.00047	.00151	.00094	.00154	.00221	.00058	.0147	.00105	.00011	.00130	.00082	.0146	.418
%RSD	.10157	.09004	.15375	.18290	.31627	.45281	45.355	.29124	.20805	.02165	.25899	.17004	.59657	.86568
#1	.47464	.51976	.98424	.51411	.48566	.48614	.00087	5.0306	.50460	.50600	.50257	.48056	2.4361	48.033
#2	.47396	.52042	.98638	.51545	.48784	.48926	.00169	5.0514	.50312	.50585	.50074	.48172	2.4567	48.625
Check ?	Chk Pass	Chk Pass	Chk Pass	Chk Pass	Chk Pass	Chk Pass	None	Chk Pass	Chk Pass	Chk Pass	Chk Pass	Chk Pass	Chk Pass	Chk Pass
Value														
Range														

Elem	Li6707	Mg2790	Mn2576	Mo2020	Na5895	Ni2316	P_1782	Pb2203	S_1820	Sb2068	Se1960	Si2881	Sn1899	Sr4077
Units	ppm	ppm	ppm	ppm	ppm	ppm	ppm	ppm	ppm	ppm	ppm	ppm	ppm	ppm
Avg	**.98447**	**19.069**	**.48736**	**.50607**	**5.0146**	**.49825**	**.97264**	**1.0263**	**.00846**	**.97633**	**.98524**	**4.8829**	**.98412**	**.47159**
Stddev	.00748	.021	.00041	.00273	.0102	.00194	.00076	.0046	.00256	.00545	.00126	.0403	.00216	.00245
%RSD	.75952	.10955	.08409	.53851	.20293	.38982	.07842	.44688	30.301	.55796	.12761	.82482	.21962	.51856
#1	.97918	19.084	.48765	.50799	5.0074	.49962	.97210	1.0296	.01028	.98018	.98435	4.8544	.98565	.46986
#2	.98975	19.054	.48707	.50414	5.0218	.49688	.97318	1.0231	.00665	.97248	.98613	4.9113	.98260	.47332
Check ?	Chk Pass	Chk Pass	Chk Pass	Chk Pass	Chk Pass	Chk Pass	Chk Pass	Chk Pass	None	Chk Pass	Chk Pass	Chk Pass	Chk Pass	Chk Pass
Value														
Range														

Elem	Th2837	Ti3349	Tl1908	U_3701	V_2924	Zn2062	Zr3391
Units	ppm	ppm	ppm	ppm	ppm	ppm	ppm
Avg	**.00657**	**.46940**	**1.0082**	**.01696**	**.46799**	**.47913**	**.48514**
Stddev	.00091	.00253	.0007	.00120	.00218	.00314	.00173
%RSD	13.897	.53873	.06505	7.0627	.46542	.65500	.35713
#1	.00593	.46761	1.0078	.01612	.46953	.48134	.48392
#2	.00722	.47119	1.0087	.01781	.46645	.47691	.48637
Check ?	None	Chk Pass	Chk Pass	None	Chk Pass	Chk Pass	Chk Pass
Value							
Range							

Int. Std.	Y_2243	Y_3600	Y_3774
Units	Cts/S	Cts/S	Cts/S
Avg	**1508.5**	**31285.**	**6085.7**
Stddev	1.2	57.	36.1
%RSD	.07815	.18218	.59344
#1	1509.4	31325.	6111.2
#2	1507.7	31245.	6060.2

Sample Name: ccb Acquired: 5/23/2016 14:50:08 Type: QC
Method: 6500_026(v10) Mode: CONC Corr. Factor: 1.000000
User: kellyca Custom ID1: Custom ID2: Custom ID3:
Comment:

Elem	Ag3280	Al1670	As1890	B_2089	Ba4554	Be3130	Bi2230	Ca3179	Cd2288	Co2286	Cr2055	Cu3247
Units	ppm	ppm	ppm	ppm	ppm	ppm	ppm	ppm	ppm	ppm	ppm	ppm
Avg	**.00057**	**.00046**	**-.00196**	W **.00226**	**.00016**	**.00002**	**.00491**	**-.00337**	**.00004**	**-.00004**	**.00026**	**-.00109**
Stddev	.00009	.00050	.00239	.00016	.00009	.00005	.00350	.00095	.00000	.00013	.00024	.00073
%RSD	16.146	108.06	122.05	6.9018	57.099	236.21	71.140	28.225	10.071	315.36	91.685	66.708
#1	.00064	.00011	-.00365	.00215	.00009	.00005	.00244	-.00404	.00005	.00005	.00009	-.00058
#2	.00051	.00081	-.00027	.00237	.00022	-.00001	.00739	-.00270	.00004	-.00014	.00043	-.00161
Check ?	Chk Pass	Chk Pass	Chk Pass	Chk Warn	Chk Pass	Chk Pass	None	Chk Pass	Chk Pass	Chk Pass	Chk Pass	Chk Pass
High Limit				.00156								
Low Limit				-.00156								

Elem	Fe2599	K_7664	Li6707	Mg2790	Mn2576	Mo2020	Na5895	Ni2316	P_1782	Pb2203	S_1820	Sb2068
Units	ppm	ppm	ppm	ppm	ppm	ppm	ppm	ppm	ppm	ppm	ppm	ppm
Avg	**.00362**	**.03016**	**-.00065**	**.00138**	**-.00003**	**.00017**	**.00571**	**.00021**	**-.00204**	**-.00065**	**-.00560**	**.00194**
Stddev	.00086	.01319	.00036	.00044	.00007	.00002	.00187	.00034	.00312	.00282	.00102	.00063
%RSD	23.675	43.735	55.333	31.869	253.75	10.698	32.790	165.38	152.61	437.22	18.146	32.355
#1	.00423	.03949	-.00040	.00169	.00002	.00016	.00704	-.00004	-.00425	.00135	-.00488	.00239
#2	.00302	.02084	-.00091	.00107	-.00008	.00018	.00439	.00045	.00016	-.00264	-.00632	.00150
Check ?	Chk Pass	Chk Pass	Chk Pass	Chk Pass	Chk Pass	Chk Pass	Chk Pass	Chk Pass	Chk Pass	Chk Pass	None	Chk Pass
High Limit												
Low Limit												

Elem	Se1960	Si2881	Sn1899	Sr4077	Th2837	Ti3349	Tl1908	U_3701	V_2924	Zn2062	Zr3391
Units	ppm	ppm	ppm	ppm	ppm	ppm	ppm	ppm	ppm	ppm	ppm
Avg	W **.00690**	**.01162**	**.00025**	**.00002**	**.00170**	**.00045**	**.00058**	**.00764**	**.00035**	**-.00119**	**.00128**
Stddev	.00424	.01652	.00122	.00002	.00138	.00008	.00064	.00105	.00051	.00003	.00068
%RSD	61.509	142.20	484.52	94.999	81.112	17.437	109.28	13.759	147.36	2.4095	52.995
#1	.00990	.02331	.00111	.00003	.00073	.00050	.00013	.00838	.00071	-.00121	.00080
#2	.00390	-.00006	-.00061	.00001	.00268	.00039	.00104	.00690	-.00001	-.00117	.00176
Check ?	Chk Warn	Chk Pass	Chk Pass	Chk Pass	Chk Pass	Chk Pass	Chk Pass	Chk Pass	Chk Pass	Chk Pass	Chk Pass
High Limit	.00486										
Low Limit	-.00486										

Int. Std.	Y_2243	Y_3600	Y_3774
Units	Cts/S	Cts/S	Cts/S
Avg	**1519.6**	**31996.**	**6015.4**
Stddev	4.8	49.	38.5
%RSD	.31347	.15408	.64002
#1	1522.9	31961.	6042.6
#2	1516.2	32030.	5988.2

Sample Name: ccvl-3907489 Acquired: 5/23/2016 14:52:54 Type: QC
Method: 6500_026(v10) Mode: CONC Corr. Factor: 1.000000
User: kellyca Custom ID1: Custom ID2: Custom ID3:
Comment:

Elem	Ag3280	Al1670	As1890	B_2089	Ba4554	Be3130	Bi2230	Ca3179	Cd2288	Co2286	Cr2055	Cu3247
Units	ppm	ppm	ppm	ppm	ppm	ppm	ppm	ppm	ppm	ppm	ppm	ppm
Avg	**.01002**	**.10848**	**.01636**	**.10374**	**.01025**	**.00103**	**.11414**	**.19529**	**.00521**	**.01072**	**.01052**	**.01385**
Stddev	.00002	.00138	.00120	.00083	.00011	.00005	.00141	.00388	.00019	.00015	.00018	.00015
%RSD	.19022	1.2731	7.3116	.79765	1.0995	5.2341	1.2335	1.9851	3.6144	1.4154	1.7317	1.0488
#1	.01004	.10946	.01551	.10316	.01033	.00106	.11513	.19803	.00507	.01083	.01065	.01396
#2	.01001	.10751	.01720	.10433	.01017	.00099	.11314	.19254	.00534	.01061	.01039	.01375
Check ?	Chk Pass	Chk Pass	Chk Pass	Chk Pass	Chk Pass	Chk Pass	Chk Pass	Chk Pass	Chk Pass	Chk Pass	Chk Pass	Chk Pass
Value												
Range												

Elem	Fe2599	K_7664	Li6707	Mg2790	Mn2576	Mo2020	Na5895	Ni2316	P_1782	Pb2203	S_1820	Sb2068
Units	ppm	ppm	ppm	ppm	ppm	ppm	ppm	ppm	ppm	ppm	ppm	ppm
Avg	**.10870**	**2.9827**	**.00971**	**.20177**	**.01006**	**.02068**	**1.0167**	**.04159**	**2.8898**	F **.01228**	**.00029**	**.02157**
Stddev	.00126	.0061	.00007	.00081	.00004	.00045	.0022	.00072	.0058	.00149	.00302	.00156
%RSD	1.1611	.20352	.69919	.40157	.43226	2.1873	.22117	1.7201	.20011	12.166	1054.9	7.2228
#1	.10959	2.9870	.00976	.20234	.01009	.02100	1.0183	.04108	2.8939	.01122	-.00185	.02267
#2	.10781	2.9784	.00966	.20120	.01003	.02036	1.0151	.04209	2.8857	.01334	.00242	.02047
Check ?	Chk Pass	Chk Pass	Chk Pass	Chk Pass	Chk Pass	Chk Pass	Chk Pass	Chk Pass	Chk Pass	Chk Fail	None	Chk Pass
Value										.00900		
Range										30.000%		

Elem	Se1960	Si2881	Sn1899	Sr4077	Th2837	Ti3349	Tl1908	U_3701	V_2924	Zn2062	Zr3391
Units	ppm	ppm	ppm	ppm	ppm	ppm	ppm	ppm	ppm	ppm	ppm
Avg	F **.02252**	**.51195**	**.10285**	**.00960**	**.01763**	**.01001**	**.01839**	F **.08268**	**.00945**	**.01790**	**.01572**
Stddev	.00081	.00473	.00034	.00005	.00065	.00020	.00286	.00253	.00034	.00091	.00032
%RSD	3.6070	.92342	.33265	.52584	3.6940	1.9576	15.569	3.0655	3.5478	5.1028	2.0503
#1	.02195	.50861	.10310	.00957	.01810	.00987	.02042	.08089	.00969	.01854	.01595
#2	.02310	.51529	.10261	.00964	.01717	.01015	.01637	.08447	.00922	.01725	.01549
Check ?	Chk Fail	Chk Pass	Chk Pass	Chk Pass	Chk Pass	Chk Pass	Chk Pass	Chk Fail	Chk Pass	Chk Pass	Chk Pass
Value	.01500							.06000			
Range	30.000%							30.000%			

Int. Std.	Y_2243	Y_3600	Y_3774
Units	Cts/S	Cts/S	Cts/S
Avg	**1525.5**	**32172.**	**6119.2**
Stddev	1.3	69.	9.7
%RSD	.08628	.21528	.15877
#1	1526.4	32221.	6112.3
#2	1524.5	32123.	6126.1

Sample Name: 280-82954-A-13-I Acquired: 5/23/2016 14:55:40 Type: Unk
Method: 6500_026(v10) Mode: CONC Corr. Factor: 1.000000
User: kellyca Custom ID1: Custom ID2: Custom ID3:
Comment: 325983 6010C Q4 soil

Elem	Ag3280	Al3092	As1890	B_2089	Ba4554	Be3130	Bi2230	Ca3179	Cd2288
Line	328.068 {103}	309.271 {109}	189.042 {478}	208.959 {461}	455.403 { 74}	313.042 {108}	223.061 {451}	317.933 {106}	228.802 {447}
Units	ppm	ppm	ppm	ppm	ppm	ppm	ppm	ppm	ppm
Avg	**.00013**	**41.991**	**.01233**	**.00469**	**.16809**	**.00036**	**.00487**	**.96402**	**.01246**
Stddev	.00064	.225	.00040	.00062	.00059	.00002	.00165	.00506	.00014
%RSD	491.58	.53541	3.2228	13.212	.35230	5.3025	33.945	.52484	1.1133
#1	.00058	41.832	.01261	.00513	.16767	.00035	.00604	.96045	.01255
#2	-.00032	42.150	.01205	.00425	.16851	.00038	.00370	.96760	.01236
Check ?	Chk Pass	Chk Pass	Chk Pass	Chk Pass	Chk Pass	Chk Pass	Chk Pass	Chk Pass	Chk Pass
High Limit									
Low Limit									

Elem	Co2286	Cr2055	Cu3247	Fe2599	K_7664	Li6707	Mg2790	Mn2576	Mo2020
Line	228.616 {447}	205.560 {464}	324.754 {104}	259.940 {130}	766.490 { 44}	670.784 { 50}	279.079 {121}2	257.610 {131}	202.030 {467}
Units	ppm	ppm	ppm	ppm	ppm	ppm	ppm	ppm	ppm
Avg	**.00255**	**.04237**	**.42709**	**23.247**	**.64846**	**.02179**	**1.1867**	**.11874**	**.00308**
Stddev	.00071	.00022	.00117	.067	.00420	.00032	.0029	.00025	.00015
%RSD	27.768	.52170	.27360	.28789	.64775	1.4576	.24277	.21235	4.7494
#1	.00205	.04221	.42626	23.200	.65143	.02156	1.1888	.11892	.00318
#2	.00305	.04252	.42791	23.294	.64549	.02201	1.1847	.11856	.00297
Check ?	Chk Pass	Chk Pass	Chk Pass	Chk Pass	Chk Pass	Chk Pass	Chk Pass	Chk Pass	Chk Pass
High Limit									
Low Limit									

Elem	Na5895	Ni2316	P_1782	Pb2203	S_1820	Sb2068	Se1960	Si2881	Sn1899
Line	589.592 { 57}	231.604 {446}	178.284 {489}	220.353 {453}	182.034 {485}	206.833 {463}	196.090 {472}	288.158 {117}	189.989 {477}
Units	ppm	ppm	ppm	ppm	ppm	ppm	ppm	ppm	ppm
Avg	**.23065**	**.04990**	**.55947**	**.62928**	**.49119**	**.01151**	**.00968**	**3.0137**	**.01249**
Stddev	.00815	.00001	.00576	.00088	.00114	.00034	.00497	.0224	.00014
%RSD	3.5317	.01167	1.0300	.14058	.23216	2.9751	51.395	.74298	1.1404
#1	.23642	.04991	.56354	.62866	.49038	.01175	.01319	2.9978	.01259
#2	.22489	.04990	.55539	.62991	.49200	.01127	.00616	3.0295	.01239
Check ?	Chk Pass	Chk Pass	Chk Pass	Chk Pass	Chk Pass	Chk Pass	Chk Pass	Chk Pass	Chk Pass
High Limit									
Low Limit									

Elem	Sr4077	Th2837	Ti3349	Tl1908	U_3701	V_2924	Zn2062	Zr3391
Line	407.771 { 83}	283.730 {119}	334.904 {101}	190.856 {477}	370.152 { 91}	292.402 {115}	206.200 {163}	339.198 { 99}
Units	ppm	ppm	ppm	ppm	ppm	ppm	ppm	ppm
Avg	**.01457**	**.01084**	**.25933**	**.00279**	**.00231**	**.04533**	**.62908**	**.01200**
Stddev	.00006	.00189	.00387	.00098	.02565	.00039	.00034	.00132
%RSD	.38154	17.452	1.4940	35.314	1109.3	.85514	.05384	11.000
#1	.01461	.00951	.25659	.00209	.02045	.04560	.62932	.01293
#2	.01453	.01218	.26206	.00348	-.01583	.04505	.62884	.01107
Check ?	Chk Pass	Chk Pass	Chk Pass	Chk Pass	Chk Pass	Chk Pass	Chk Pass	Chk Pass
High Limit								
Low Limit								

Int. Std.	Y_2243	Y_3600	Y_3774
Line	224.306 {450}	360.073 { 94}	377.433 { 89}
Units	Cts/S	Cts/S	Cts/S
Avg	**1541.8**	**32009.**	**6239.3**
Stddev	2.9	15.	6.0
%RSD	.19108	.04725	.09697
#1	1543.8	32020.	6235.1
#2	1539.7	31998.	6243.6

Sample Name: 280-82954-A-13-J DU Acquired: 5/23/2016 14:58:22 Type: Unk
Method: 6500_026(v10) Mode: CONC Corr. Factor: 1.000000
User: kellyca Custom ID1: Custom ID2: Custom ID3:
Comment: 325983 6010C Q4 soil

Elem	Ag3280	Al3092	As1890	B_2089	Ba4554	Be3130	Bi2230	Ca3179	Cd2288
Line	328.068 {103}	309.271 {109}	189.042 {478}	208.959 {461}	455.403 { 74}	313.042 {108}	223.061 {451}	317.933 {106}	228.802 {447}
Units	ppm	ppm	ppm	ppm	ppm	ppm	ppm	ppm	ppm
Avg	**.00032**	**39.582**	**.00897**	**.00436**	**.15232**	**.00034**	**.00437**	**.99617**	**.01113**
Stddev	.00014	.131	.00371	.00073	.00022	.00001	.00176	.01236	.00016
%RSD	42.320	.33148	41.364	16.757	.14179	1.9872	40.318	1.2412	1.4204
#1	.00023	39.675	.00635	.00384	.15217	.00034	.00561	.98743	.01124
#2	.00042	39.490	.01160	.00487	.15247	.00033	.00312	1.0049	.01102
Check ?	Chk Pass	Chk Pass	Chk Pass	Chk Pass	Chk Pass	Chk Pass	Chk Pass	Chk Pass	Chk Pass
High Limit									
Low Limit									

Elem	Co2286	Cr2055	Cu3247	Fe2599	K_7664	Li6707	Mg2790	Mn2576	Mo2020
Line	228.616 {447}	205.560 {464}	324.754 {104}	259.940 {130}	766.490 { 44}	670.784 { 50}	279.079 {121}2	257.610 {131}	202.030 {467}
Units	ppm	ppm	ppm	ppm	ppm	ppm	ppm	ppm	ppm
Avg	**.00217**	**.03626**	**.37664**	**21.193**	**.58127**	**.02014**	**1.1254**	**.11414**	**.00175**
Stddev	.00019	.00019	.00065	.119	.01724	.00049	.0005	.00012	.00081
%RSD	8.8132	.52308	.17386	.56075	2.9656	2.4546	.04502	.10344	46.212
#1	.00204	.03639	.37618	21.109	.56909	.02049	1.1258	.11422	.00118
#2	.00231	.03612	.37711	21.277	.59346	.01979	1.1251	.11406	.00232
Check ?	Chk Pass	Chk Pass	Chk Pass	Chk Pass	Chk Pass	Chk Pass	Chk Pass	Chk Pass	Chk Pass
High Limit									
Low Limit									

Elem	Na5895	Ni2316	P_1782	Pb2203	S_1820	Sb2068	Se1960	Si2881	Sn1899
Line	589.592 { 57}	231.604 {446}	178.284 {489}	220.353 {453}	182.034 {485}	206.833 {463}	196.090 {472}	288.158 {117}	189.989 {477}
Units	ppm	ppm	ppm	ppm	ppm	ppm	ppm	ppm	ppm
Avg	**.21405**	**.04833**	**.47594**	**.50056**	**.47244**	**.00827**	**.00513**	**2.2403**	**.00989**
Stddev	.00524	.00047	.00047	.00053	.00074	.00021	.00450	.0354	.00141
%RSD	2.4503	.98239	.09939	.10619	.15625	2.5665	87.801	1.5812	14.209
#1	.21034	.04800	.47627	.50094	.47296	.00812	.00831	2.2153	.01088
#2	.21776	.04867	.47560	.50019	.47191	.00842	.00194	2.2654	.00890
Check ?	Chk Pass	Chk Pass	Chk Pass	Chk Pass	Chk Pass	Chk Pass	Chk Pass	Chk Pass	Chk Pass
High Limit									
Low Limit									

Elem	Sr4077	Th2837	Ti3349	Tl1908	U_3701	V_2924	Zn2062	Zr3391
Line	407.771 { 83}	283.730 {119}	334.904 {101}	190.856 {477}	370.152 { 91}	292.402 {115}	206.200 {163}	339.198 { 99}
Units	ppm	ppm	ppm	ppm	ppm	ppm	ppm	ppm
Avg	**.01436**	**.01068**	**.22460**	**.00293**	**-.00363**	**.04073**	**.61653**	**.01286**
Stddev	.00004	.00109	.00273	.00065	.02618	.00012	.00089	.00015
%RSD	.25356	10.243	1.2140	22.105	721.21	.29521	.14442	1.1562
#1	.01433	.00991	.22653	.00247	.01488	.04064	.61716	.01296
#2	.01438	.01146	.22267	.00339	-.02214	.04081	.61590	.01275
Check ?	Chk Pass	Chk Pass	Chk Pass	Chk Pass	Chk Pass	Chk Pass	Chk Pass	Chk Pass
High Limit								
Low Limit								

Int. Std.	Y_2243	Y_3600	Y_3774
Line	224.306 {450}	360.073 { 94}	377.433 { 89}
Units	Cts/S	Cts/S	Cts/S
Avg	**1543.5**	**32203.**	**6227.3**
Stddev	2.0	11.	20.8
%RSD	.13083	.03380	.33396
#1	1544.9	32210.	6242.0
#2	1542.1	32195.	6212.6

Sample Name: 280-82954-A-15-F Acquired: 5/23/2016 15:01:04 Type: Unk
Method: 6500_026(v10) Mode: CONC Corr. Factor: 1.000000
User: kellyca Custom ID1: Custom ID2: Custom ID3:
Comment: 325983 6010C Q4 soil

Elem	Ag3280	Al3092	As1890	B_2089	Ba4554	Be3130	Bi2230	Ca3179	Cd2288
Line	328.068 {103}	309.271 {109}	189.042 {478}	208.959 {461}	455.403 { 74}	313.042 {108}	223.061 {451}	317.933 {106}	228.802 {447}
Units	ppm	ppm	ppm	ppm	ppm	ppm	ppm	ppm	ppm
Avg	**.00118**	**42.009**	**.00582**	**.00557**	**.15706**	**.00039**	**.00718**	**.98039**	**.01169**
Stddev	.00052	.155	.00106	.00013	.00029	.00004	.00151	.00139	.00001
%RSD	44.054	.36870	18.177	2.2959	.18414	9.5819	20.953	.14147	.08087
#1	.00155	41.899	.00507	.00548	.15685	.00042	.00825	.97941	.01169
#2	.00081	42.118	.00657	.00566	.15726	.00037	.00612	.98137	.01170
Check ?	Chk Pass	Chk Pass	Chk Pass	Chk Pass	Chk Pass	Chk Pass	Chk Pass	Chk Pass	Chk Pass
High Limit									
Low Limit									

Elem	Co2286	Cr2055	Cu3247	Fe2599	K_7664	Li6707	Mg2790	Mn2576	Mo2020
Line	228.616 {447}	205.560 {464}	324.754 {104}	259.940 {130}	766.490 { 44}	670.784 { 50}	279.079 {121}2	257.610 {131}	202.030 {467}
Units	ppm	ppm	ppm	ppm	ppm	ppm	ppm	ppm	ppm
Avg	**.00271**	**.03628**	**.46089**	**22.313**	**.64264**	**.02135**	**1.4220**	**.11659**	**.00325**
Stddev	.00001	.00029	.00115	.038	.01459	.00052	.0021	.00015	.00007
%RSD	.28832	.79352	.25058	.17215	2.2704	2.4567	.14701	.12986	2.2758
#1	.00271	.03649	.46170	22.286	.63233	.02172	1.4205	.11669	.00330
#2	.00272	.03608	.46007	22.340	.65296	.02098	1.4234	.11648	.00320
Check ?	Chk Pass	Chk Pass	Chk Pass	Chk Pass	Chk Pass	Chk Pass	Chk Pass	Chk Pass	Chk Pass
High Limit									
Low Limit									

Elem	Na5895	Ni2316	P_1782	Pb2203	S_1820	Sb2068	Se1960	Si2881	Sn1899
Line	589.592 { 57}	231.604 {446}	178.284 {489}	220.353 {453}	182.034 {485}	206.833 {463}	196.090 {472}	288.158 {117}	189.989 {477}
Units	ppm	ppm	ppm	ppm	ppm	ppm	ppm	ppm	ppm
Avg	**.18876**	**.04986**	**.52913**	**4.1576**	**.48611**	**.19270**	**.00726**	**3.5607**	**.03420**
Stddev	.00251	.00009	.00728	.0017	.00244	.00241	.00289	.1313	.00194
%RSD	1.3301	.17109	1.3768	.04184	.50291	1.2494	39.862	3.6879	5.6633
#1	.18699	.04992	.52398	4.1563	.48784	.19440	.00521	3.6536	.03283
#2	.19054	.04980	.53428	4.1588	.48438	.19100	.00930	3.4679	.03557
Check ?	Chk Pass	Chk Pass	Chk Pass	Chk Pass	Chk Pass	Chk Pass	Chk Pass	Chk Pass	Chk Pass
High Limit									
Low Limit									

Elem	Sr4077	Th2837	Ti3349	Tl1908	U_3701	V_2924	Zn2062	Zr3391
Line	407.771 { 83}	283.730 {119}	334.904 {101}	190.856 {477}	370.152 { 91}	292.402 {115}	206.200 {163}	339.198 { 99}
Units	ppm	ppm	ppm	ppm	ppm	ppm	ppm	ppm
Avg	**.01321**	**.01077**	**.26802**	**.00391**	**-.00556**	**.04437**	**.62948**	**.01090**
Stddev	.00016	.00027	.00816	.00171	.00679	.00028	.00299	.00118
%RSD	1.1782	2.5040	3.0441	43.909	122.13	.63057	.47539	10.840
#1	.01310	.01096	.27379	.00512	-.01037	.04417	.63160	.01173
#2	.01332	.01058	.26225	.00269	-.00076	.04457	.62736	.01006
Check ?	Chk Pass	Chk Pass	Chk Pass	Chk Pass	Chk Pass	Chk Pass	Chk Pass	Chk Pass
High Limit								
Low Limit								

Int. Std.	Y_2243	Y_3600	Y_3774
Line	224.306 {450}	360.073 { 94}	377.433 { 89}
Units	Cts/S	Cts/S	Cts/S
Avg	**1541.1**	**32216.**	**6246.5**
Stddev	4.0	38.	7.7
%RSD	.25783	.11917	.12384
#1	1543.9	32243.	6252.0
#2	1538.3	32188.	6241.0

Sample Name: 280-82954-A-18-F Acquired: 5/23/2016 15:03:46 Type: Unk
Method: 6500_026(v10) Mode: CONC Corr. Factor: 1.000000
User: kellyca Custom ID1: Custom ID2: Custom ID3:
Comment: 325983 6010C Q4 soil

Elem	Ag3280	Al3092	As1890	B_2089	Ba4554	Be3130	Bi2230	Ca3179	Cd2288
Line	328.068 {103}	309.271 {109}	189.042 {478}	208.959 {461}	455.403 { 74}	313.042 {108}	223.061 {451}	317.933 {106}	228.802 {447}
Units	ppm	ppm	ppm	ppm	ppm	ppm	ppm	ppm	ppm
Avg	**.00048**	**38.640**	**.00832**	**.00436**	**.15681**	**.00030**	**.00513**	**.79451**	**.01226**
Stddev	.00011	.068	.00328	.00009	.00030	.00003	.00171	.00453	.00042
%RSD	22.424	.17642	39.359	1.9943	.19275	8.5889	33.338	.57025	3.4457
#1	.00056	38.592	.01064	.00442	.15660	.00028	.00392	.79131	.01196
#2	.00040	38.688	.00601	.00430	.15703	.00032	.00634	.79772	.01256
Check ?	Chk Pass	Chk Pass	Chk Pass	Chk Pass	Chk Pass	Chk Pass	Chk Pass	Chk Pass	Chk Pass
High Limit									
Low Limit									

Elem	Co2286	Cr2055	Cu3247	Fe2599	K_7664	Li6707	Mg2790	Mn2576	Mo2020
Line	228.616 {447}	205.560 {464}	324.754 {104}	259.940 {130}	766.490 { 44}	670.784 { 50}	279.079 {121}2	257.610 {131}	202.030 {467}
Units	ppm	ppm	ppm	ppm	ppm	ppm	ppm	ppm	ppm
Avg	**.00176**	**.04366**	**.78865**	**23.151**	**.52430**	**.02440**	**.96232**	**.14555**	**.00364**
Stddev	.00008	.00028	.00283	.174	.01296	.00067	.00057	.00001	.00048
%RSD	4.3353	.65151	.35905	.75082	2.4726	2.7600	.05873	.00813	13.216
#1	.00181	.04386	.79065	23.028	.53346	.02488	.96272	.14554	.00330
#2	.00170	.04346	.78665	23.274	.51513	.02393	.96193	.14556	.00398
Check ?	Chk Pass	Chk Pass	Chk Pass	Chk Pass	Chk Pass	Chk Pass	Chk Pass	Chk Pass	Chk Pass
High Limit									
Low Limit									

Elem	Na5895	Ni2316	P_1782	Pb2203	S_1820	Sb2068	Se1960	Si2881	Sn1899
Line	589.592 { 57}	231.604 {446}	178.284 {489}	220.353 {453}	182.034 {485}	206.833 {463}	196.090 {472}	288.158 {117}	189.989 {477}
Units	ppm	ppm	ppm	ppm	ppm	ppm	ppm	ppm	ppm
Avg	**.12535**	**.06718**	**.53186**	**.67967**	**.75659**	**.00516**	**.01278**	**3.5541**	**.01312**
Stddev	.00737	.00038	.00274	.00123	.00366	.00090	.00128	.0713	.00249
%RSD	5.8828	.56472	.51518	.18084	.48438	17.523	9.9857	2.0056	18.964
#1	.13056	.06744	.52993	.68054	.75400	.00580	.01187	3.6045	.01136
#2	.12014	.06691	.53380	.67880	.75918	.00452	.01368	3.5037	.01488
Check ?	Chk Pass	Chk Pass	Chk Pass	Chk Pass	Chk Pass	Chk Pass	Chk Pass	Chk Pass	Chk Pass
High Limit									
Low Limit									

Elem	Sr4077	Th2837	Ti3349	Tl1908	U_3701	V_2924	Zn2062	Zr3391
Line	407.771 { 83}	283.730 {119}	334.904 {101}	190.856 {477}	370.152 { 91}	292.402 {115}	206.200 {163}	339.198 { 99}
Units	ppm	ppm	ppm	ppm	ppm	ppm	ppm	ppm
Avg	**.01563**	**.00936**	**.25367**	**.00255**	**.00118**	**.04080**	**.87029**	**.01177**
Stddev	.00005	.00037	.00667	.00108	.00503	.00001	.00361	.00164
%RSD	.30235	4.0015	2.6297	42.269	426.82	.03124	.41532	13.949
#1	.01559	.00963	.25839	.00331	-.00238	.04079	.86773	.01061
#2	.01566	.00910	.24895	.00179	.00474	.04081	.87284	.01293
Check ?	Chk Pass	Chk Pass	Chk Pass	Chk Pass	Chk Pass	Chk Pass	Chk Pass	Chk Pass
High Limit								
Low Limit								

Int. Std.	Y_2243	Y_3600	Y_3774
Line	224.306 {450}	360.073 { 94}	377.433 { 89}
Units	Cts/S	Cts/S	Cts/S
Avg	**1538.8**	**32049.**	**6167.4**
Stddev	.1	42.	50.5
%RSD	.00836	.13151	.81809
#1	1538.9	32019.	6203.1
#2	1538.7	32079.	6131.7

Sample Name: 280-82954-A-19-L Acquired: 5/23/2016 15:06:28 Type: Unk
Method: 6500_026(v10) Mode: CONC Corr. Factor: 1.000000
User: kellyca Custom ID1: Custom ID2: Custom ID3:
Comment: 325983 6010C Q4 soil

Elem	Ag3280	Al3092	As1890	B_2089	Ba4554	Be3130	Bi2230	Ca3179	Cd2288
Line	328.068 {103}	309.271 {109}	189.042 {478}	208.959 {461}	455.403 { 74}	313.042 {108}	223.061 {451}	317.933 {106}	228.802 {447}
Units	ppm	ppm	ppm	ppm	ppm	ppm	ppm	ppm	ppm
Avg	**.00061**	**32.292**	**.00601**	**.00357**	**.12574**	**.00031**	**.00174**	**.64321**	**.00806**
Stddev	.00000	.134	.00433	.00010	.00032	.00002	.00036	.00986	.00001
%RSD	.32266	.41382	72.096	2.7230	.25651	7.2319	20.900	1.5324	.08391
#1	.00061	32.386	.00295	.00364	.12552	.00032	.00149	.65018	.00806
#2	.00061	32.197	.00907	.00350	.12597	.00029	.00200	.63624	.00807
Check ?	Chk Pass	Chk Pass	Chk Pass	Chk Pass	Chk Pass	Chk Pass	Chk Pass	Chk Pass	Chk Pass
High Limit									
Low Limit									

Elem	Co2286	Cr2055	Cu3247	Fe2599	K_7664	Li6707	Mg2790	Mn2576	Mo2020
Line	228.616 {447}	205.560 {464}	324.754 {104}	259.940 {130}	766.490 { 44}	670.784 { 50}	279.079 {121}2	257.610 {131}	202.030 {467}
Units	ppm	ppm	ppm	ppm	ppm	ppm	ppm	ppm	ppm
Avg	**.00153**	**.03623**	**.67428**	**19.540**	**.44407**	**.02322**	**.85286**	**.11092**	**.00317**
Stddev	.00019	.00028	.00214	.041	.00173	.00066	.00382	.00062	.00006
%RSD	12.622	.77880	.31698	.21204	.38962	2.8622	.44818	.56285	1.8715
#1	.00167	.03603	.67277	19.510	.44530	.02275	.85016	.11048	.00313
#2	.00139	.03643	.67579	19.569	.44285	.02369	.85556	.11136	.00321
Check ?	Chk Pass	Chk Pass	Chk Pass	Chk Pass	Chk Pass	Chk Pass	Chk Pass	Chk Pass	Chk Pass
High Limit									
Low Limit									

Elem	Na5895	Ni2316	P_1782	Pb2203	S_1820	Sb2068	Se1960	Si2881	Sn1899
Line	589.592 { 57}	231.604 {446}	178.284 {489}	220.353 {453}	182.034 {485}	206.833 {463}	196.090 {472}	288.158 {117}	189.989 {477}
Units	ppm	ppm	ppm	ppm	ppm	ppm	ppm	ppm	ppm
Avg	**.11282**	**.05914**	**.44237**	**.72965**	**.60903**	**.00714**	**.01309**	**2.8350**	**.01481**
Stddev	.00041	.00001	.00457	.00152	.00782	.00232	.00304	.0264	.00000
%RSD	.35904	.01365	1.0326	.20835	1.2835	32.522	23.251	.93024	.01969
#1	.11253	.05914	.44560	.72858	.61456	.00550	.01525	2.8163	.01481
#2	.11310	.05913	.43914	.73073	.60351	.00878	.01094	2.8536	.01481
Check ?	Chk Pass	Chk Pass	Chk Pass	Chk Pass	Chk Pass	Chk Pass	Chk Pass	Chk Pass	Chk Pass
High Limit									
Low Limit									

Elem	Sr4077	Th2837	Ti3349	Tl1908	U_3701	V_2924	Zn2062	Zr3391
Line	407.771 { 83}	283.730 {119}	334.904 {101}	190.856 {477}	370.152 { 91}	292.402 {115}	206.200 {163}	339.198 { 99}
Units	ppm	ppm	ppm	ppm	ppm	ppm	ppm	ppm
Avg	**.01167**	**.00692**	**.23679**	**.00296**	**-.00174**	**.03632**	**.69683**	**.00994**
Stddev	.00023	.00137	.00361	.00044	.00011	.00060	.00436	.00196
%RSD	1.9352	19.794	1.5237	14.893	6.5887	1.6515	.62606	19.713
#1	.01183	.00595	.23424	.00328	-.00166	.03590	.69374	.01133
#2	.01151	.00789	.23935	.00265	-.00182	.03675	.69991	.00855
Check ?	Chk Pass	Chk Pass	Chk Pass	Chk Pass	Chk Pass	Chk Pass	Chk Pass	Chk Pass
High Limit								
Low Limit								

Int. Std.	Y_2243	Y_3600	Y_3774
Line	224.306 {450}	360.073 { 94}	377.433 { 89}
Units	Cts/S	Cts/S	Cts/S
Avg	**1552.2**	**32451.**	**6268.3**
Stddev	6.5	215.	13.0
%RSD	.41694	.66327	.20725
#1	1556.8	32603.	6259.1
#2	1547.6	32299.	6277.5

Sample Name: 280-82954-A-19-M DU Acquired: 5/23/2016 15:09:10 Type: Unk
Method: 6500_026(v10) Mode: CONC Corr. Factor: 1.000000
User: kellyca Custom ID1: Custom ID2: Custom ID3:
Comment: 325983 6010C Q4 soil

Elem	Ag3280	Al3092	As1890	B_2089	Ba4554	Be3130	Bi2230	Ca3179	Cd2288
Line	328.068 {103}	309.271 {109}	189.042 {478}	208.959 {461}	455.403 { 74}	313.042 {108}	223.061 {451}	317.933 {106}	228.802 {447}
Units	ppm	ppm	ppm	ppm	ppm	ppm	ppm	ppm	ppm
Avg	**.00026**	**33.489**	**.00169**	**.00470**	**.12018**	**.00026**	**.00290**	**.61036**	**.00788**
Stddev	.00027	.213	.00025	.00031	.00092	.00005	.00335	.00189	.00011
%RSD	104.33	.63512	14.545	6.5277	.76157	18.938	115.75	.30991	1.4059
#1	.00045	33.338	.00152	.00492	.11953	.00023	.00527	.60902	.00796
#2	.00007	33.639	.00186	.00448	.12082	.00030	.00053	.61170	.00780
Check ?	Chk Pass	Chk Pass	Chk Pass	Chk Pass	Chk Pass	Chk Pass	Chk Pass	Chk Pass	Chk Pass
High Limit									
Low Limit									

Elem	Co2286	Cr2055	Cu3247	Fe2599	K_7664	Li6707	Mg2790	Mn2576	Mo2020
Line	228.616 {447}	205.560 {464}	324.754 {104}	259.940 {130}	766.490 { 44}	670.784 { 50}	279.079 {121}2	257.610 {131}	202.030 {467}
Units	ppm	ppm	ppm	ppm	ppm	ppm	ppm	ppm	ppm
Avg	**.00162**	**.03604**	**.65177**	**19.153**	**.45437**	**.02279**	**.87477**	**.10248**	**.00367**
Stddev	.00026	.00003	.00186	.085	.01291	.00016	.00139	.00015	.00021
%RSD	16.210	.09097	.28477	.44491	2.8403	.68847	.15943	.14773	5.7981
#1	.00143	.03606	.65045	19.092	.44525	.02290	.87378	.10259	.00382
#2	.00180	.03602	.65308	19.213	.46350	.02268	.87575	.10237	.00352
Check ?	Chk Pass	Chk Pass	Chk Pass	Chk Pass	Chk Pass	Chk Pass	Chk Pass	Chk Pass	Chk Pass
High Limit									
Low Limit									

Elem	Na5895	Ni2316	P_1782	Pb2203	S_1820	Sb2068	Se1960	Si2881	Sn1899
Line	589.592 { 57}	231.604 {446}	178.284 {489}	220.353 {453}	182.034 {485}	206.833 {463}	196.090 {472}	288.158 {117}	189.989 {477}
Units	ppm	ppm	ppm	ppm	ppm	ppm	ppm	ppm	ppm
Avg	**.11364**	**.06133**	**.44271**	**.76811**	**.64860**	**.01017**	**.00762**	**2.8178**	**.01251**
Stddev	.00850	.00068	.00356	.00310	.00478	.00199	.00170	.0309	.00056
%RSD	7.4790	1.1165	.80509	.40415	.73669	19.600	22.284	1.0975	4.5122
#1	.11964	.06181	.44523	.77031	.65198	.00876	.00642	2.8397	.01291
#2	.10763	.06085	.44019	.76592	.64522	.01158	.00882	2.7959	.01211
Check ?	Chk Pass	Chk Pass	Chk Pass	Chk Pass	Chk Pass	Chk Pass	Chk Pass	Chk Pass	Chk Pass
High Limit									
Low Limit									

Elem	Sr4077	Th2837	Ti3349	Tl1908	U_3701	V_2924	Zn2062	Zr3391
Line	407.771 { 83}	283.730 {119}	334.904 {101}	190.856 {477}	370.152 { 91}	292.402 {115}	206.200 {163}	339.198 { 99}
Units	ppm	ppm	ppm	ppm	ppm	ppm	ppm	ppm
Avg	**.01103**	**.00886**	**.25576**	**.00110**	**-.00281**	**.03633**	**.67624**	**.01077**
Stddev	.00006	.00014	.00161	.00066	.00198	.00028	.00211	.00011
%RSD	.54156	1.5894	.63116	59.831	70.344	.75754	.31240	1.0478
#1	.01108	.00896	.25462	.00063	-.00141	.03653	.67474	.01069
#2	.01099	.00876	.25690	.00157	-.00421	.03614	.67773	.01085
Check ?	Chk Pass	Chk Pass	Chk Pass	Chk Pass	Chk Pass	Chk Pass	Chk Pass	Chk Pass
High Limit								
Low Limit								

Int. Std.	Y_2243	Y_3600	Y_3774
Line	224.306 {450}	360.073 { 94}	377.433 { 89}
Units	Cts/S	Cts/S	Cts/S
Avg	**1538.6**	**32377.**	**6177.4**
Stddev	2.1	2.	2.2
%RSD	.13786	.00487	.03568
#1	1540.1	32378.	6175.8
#2	1537.1	32376.	6179.0

Sample Name: 280-83021-A-1-F Acquired: 5/23/2016 15:11:53 Type: Unk
Method: 6500_026(v10) Mode: CONC Corr. Factor: 1.000000
User: kellyca Custom ID1: Custom ID2: Custom ID3:
Comment: 325983 6010C Q4 soil

Elem	Ag3280	Al3092	As1890	B_2089	Ba4554	Be3130	Bi2230	Ca3179	Cd2288
Line	328.068 {103}	309.271 {109}	189.042 {478}	208.959 {461}	455.403 { 74}	313.042 {108}	223.061 {451}	317.933 {106}	228.802 {447}
Units	ppm	ppm	ppm	ppm	ppm	ppm	ppm	ppm	ppm
Avg	**.00004**	**30.636**	**.00239**	**.00317**	**.05618**	**.00022**	**.00204**	**.73679**	**.00216**
Stddev	.00012	.080	.00119	.00028	.00017	.00002	.00004	.00579	.00007
%RSD	282.08	.26153	50.044	8.7370	.30487	7.1562	1.9635	.78586	3.1333
#1	-.00004	30.580	.00323	.00336	.05630	.00023	.00207	.74088	.00220
#2	.00013	30.693	.00154	.00297	.05606	.00021	.00202	.73269	.00211
Check ?	Chk Pass	Chk Pass	Chk Pass	Chk Pass	Chk Pass	Chk Pass	Chk Pass	Chk Pass	Chk Pass
High Limit									
Low Limit									

Elem	Co2286	Cr2055	Cu3247	Fe2599	K_7664	Li6707	Mg2790	Mn2576	Mo2020
Line	228.616 {447}	205.560 {464}	324.754 {104}	259.940 {130}	766.490 { 44}	670.784 { 50}	279.079 {121}2	257.610 {131}	202.030 {467}
Units	ppm	ppm	ppm	ppm	ppm	ppm	ppm	ppm	ppm
Avg	**.00118**	**.03340**	**.17513**	**17.642**	**.37607**	**.01059**	**.66803**	**.04535**	**.00157**
Stddev	.00015	.00016	.00099	.008	.00244	.00046	.00711	.00009	.00016
%RSD	12.832	.47551	.56280	.04500	.64838	4.3076	1.0644	.19178	10.101
#1	.00107	.03351	.17443	17.648	.37780	.01027	.67306	.04541	.00146
#2	.00128	.03329	.17582	17.636	.37435	.01091	.66300	.04529	.00169
Check ?	Chk Pass	Chk Pass	Chk Pass	Chk Pass	Chk Pass	Chk Pass	Chk Pass	Chk Pass	Chk Pass
High Limit									
Low Limit									

Elem	Na5895	Ni2316	P_1782	Pb2203	S_1820	Sb2068	Se1960	Si2881	Sn1899
Line	589.592 { 57}	231.604 {446}	178.284 {489}	220.353 {453}	182.034 {485}	206.833 {463}	196.090 {472}	288.158 {117}	189.989 {477}
Units	ppm	ppm	ppm	ppm	ppm	ppm	ppm	ppm	ppm
Avg	**.09489**	**.04529**	**.26746**	**.23821**	**.55851**	**.00187**	**.01554**	**2.1003**	**.00441**
Stddev	.00005	.00017	.00063	.00125	.01069	.00136	.00196	.0153	.00042
%RSD	.04923	.36836	.23713	.52683	1.9132	72.928	12.618	.72965	9.6160
#1	.09486	.04517	.26791	.23910	.56607	.00284	.01693	2.0895	.00411
#2	.09492	.04541	.26701	.23732	.55096	.00091	.01416	2.1111	.00471
Check ?	Chk Pass	Chk Pass	Chk Pass	Chk Pass	Chk Pass	Chk Pass	Chk Pass	Chk Pass	Chk Pass
High Limit									
Low Limit									

Elem	Sr4077	Th2837	Ti3349	Tl1908	U_3701	V_2924	Zn2062	Zr3391
Line	407.771 { 83}	283.730 {119}	334.904 {101}	190.856 {477}	370.152 { 91}	292.402 {115}	206.200 {163}	339.198 { 99}
Units	ppm	ppm	ppm	ppm	ppm	ppm	ppm	ppm
Avg	**.01014**	**.01106**	**.29573**	**.00111**	**.02641**	**.04137**	**.18035**	**.01196**
Stddev	.00001	.00103	.00127	.00132	.00017	.00045	.00134	.00047
%RSD	.05575	9.2963	.43045	118.92	.65607	1.0904	.74527	3.9527
#1	.01015	.01179	.29663	.00018	.02653	.04105	.17940	.01230
#2	.01014	.01033	.29483	.00204	.02629	.04169	.18130	.01163
Check ?	Chk Pass	Chk Pass	Chk Pass	Chk Pass	Chk Pass	Chk Pass	Chk Pass	Chk Pass
High Limit								
Low Limit								

Int. Std.	Y_2243	Y_3600	Y_3774
Line	224.306 {450}	360.073 { 94}	377.433 { 89}
Units	Cts/S	Cts/S	Cts/S
Avg	**1531.3**	**32219.**	**6245.9**
Stddev	2.5	161.	4.1
%RSD	.16207	.50050	.06545
#1	1533.1	32333.	6243.0
#2	1529.6	32105.	6248.7

Sample Name: 280-83021-A-2-F Acquired: 5/23/2016 15:14:34 Type: Unk
Method: 6500_026(v10) Mode: CONC Corr. Factor: 1.000000
User: kellyca Custom ID1: Custom ID2: Custom ID3:
Comment: 325983 6010C Q4 soil

Elem	Ag3280	Al3092	As1890	B_2089	Ba4554	Be3130	Bi2230	Ca3179	Cd2288
Line	328.068 {103}	309.271 {109}	189.042 {478}	208.959 {461}	455.403 { 74}	313.042 {108}	223.061 {451}	317.933 {106}	228.802 {447}
Units	ppm	ppm	ppm	ppm	ppm	ppm	ppm	ppm	ppm
Avg	**.00054**	**29.695**	**.00582**	**.00403**	**.05419**	**.00021**	**.00475**	**.62433**	**.00129**
Stddev	.00017	.223	.00202	.00022	.00012	.00008	.00012	.00126	.00016
%RSD	31.109	.74966	34.807	5.4383	.22838	39.907	2.5430	.20150	12.602
#1	.00042	29.538	.00725	.00418	.05410	.00015	.00483	.62522	.00118
#2	.00066	29.853	.00438	.00387	.05428	.00027	.00466	.62344	.00141
Check ?	Chk Pass	Chk Pass	Chk Pass	Chk Pass	Chk Pass	Chk Pass	Chk Pass	Chk Pass	Chk Pass
High Limit									
Low Limit									

Elem	Co2286	Cr2055	Cu3247	Fe2599	K_7664	Li6707	Mg2790	Mn2576	Mo2020
Line	228.616 {447}	205.560 {464}	324.754 {104}	259.940 {130}	766.490 { 44}	670.784 { 50}	279.079 {121}2	257.610 {131}	202.030 {467}
Units	ppm	ppm	ppm	ppm	ppm	ppm	ppm	ppm	ppm
Avg	**.00155**	**.03470**	**.15605**	**18.278**	**.40412**	**.00995**	**.66286**	**.04885**	**.00190**
Stddev	.00048	.00031	.00048	.042	.02657	.00016	.00411	.00026	.00001
%RSD	30.968	.89247	.31049	.23189	6.5744	1.5773	.62048	.53542	.75121
#1	.00121	.03448	.15639	18.248	.42291	.01006	.66577	.04903	.00189
#2	.00189	.03492	.15570	18.307	.38534	.00983	.65995	.04866	.00191
Check ?	Chk Pass	Chk Pass	Chk Pass	Chk Pass	Chk Pass	Chk Pass	Chk Pass	Chk Pass	Chk Pass
High Limit									
Low Limit									

Elem	Na5895	Ni2316	P_1782	Pb2203	S_1820	Sb2068	Se1960	Si2881	Sn1899
Line	589.592 { 57}	231.604 {446}	178.284 {489}	220.353 {453}	182.034 {485}	206.833 {463}	196.090 {472}	288.158 {117}	189.989 {477}
Units	ppm	ppm	ppm	ppm	ppm	ppm	ppm	ppm	ppm
Avg	**.13208**	**.04503**	**.27648**	**.18615**	**.65572**	**.00337**	**.00947**	**2.0256**	**.00419**
Stddev	.00322	.00020	.00206	.00034	.00505	.00256	.00619	.0017	.00031
%RSD	2.4376	.44674	.74652	.18072	.77029	75.843	65.396	.08430	7.4724
#1	.12981	.04517	.27502	.18591	.65215	.00518	.01385	2.0244	.00441
#2	.13436	.04489	.27794	.18639	.65930	.00156	.00509	2.0268	.00397
Check ?	Chk Pass	Chk Pass	Chk Pass	Chk Pass	Chk Pass	Chk Pass	Chk Pass	Chk Pass	Chk Pass
High Limit									
Low Limit									

Elem	Sr4077	Th2837	Ti3349	Tl1908	U_3701	V_2924	Zn2062	Zr3391
Line	407.771 { 83}	283.730 {119}	334.904 {101}	190.856 {477}	370.152 { 91}	292.402 {115}	206.200 {163}	339.198 { 99}
Units	ppm	ppm	ppm	ppm	ppm	ppm	ppm	ppm
Avg	**.00868**	**.01078**	**.30363**	**.00378**	**.01760**	**.04098**	**.21175**	**.01134**
Stddev	.00004	.00070	.00061	.00008	.01448	.00082	.00089	.00060
%RSD	.41246	6.4809	.20224	2.0492	82.248	1.9929	.42032	5.3082
#1	.00866	.01028	.30407	.00384	.00737	.04156	.21238	.01092
#2	.00871	.01127	.30320	.00373	.02784	.04040	.21113	.01177
Check ?	Chk Pass	Chk Pass	Chk Pass	Chk Pass	Chk Pass	Chk Pass	Chk Pass	Chk Pass
High Limit								
Low Limit								

Int. Std.	Y_2243	Y_3600	Y_3774
Line	224.306 {450}	360.073 { 94}	377.433 { 89}
Units	Cts/S	Cts/S	Cts/S
Avg	**1549.3**	**32440.**	**6252.8**
Stddev	4.5	122.	19.4
%RSD	.29156	.37487	.31090
#1	1552.5	32354.	6239.1
#2	1546.1	32526.	6266.6

Sample Name: ccvh-3900196 Acquired: 5/23/2016 15:17:17 Type: QC
Method: 6500_026(v10) Mode: CONC Corr. Factor: 1.000000
User: kellyca Custom ID1: Custom ID2: Custom ID3:
Comment:

Elem	Ag3280	Al3092	As1890	B_2089	Ba4554	Be3130	Bi2230	Ca3179	Cd2288	Co2286	Cr2055	Cu3247	Fe2714
Units	ppm	ppm	ppm	ppm	ppm	ppm	ppm	ppm	ppm	ppm	ppm	ppm	ppm
Avg	**.00118**	**48.026**	**.00314**	**.00334**	**.00198**	**.00148**	**1.0515**	**-.04337**	**.00070**	**.00516**	**.00114**	**.00655**	**48.489**
Stddev	.00022	.121	.00136	.00062	.00008	.00008	.0091	.00306	.00026	.00027	.00041	.00023	.096
%RSD	18.524	.25169	43.255	18.528	3.8157	5.4208	.86268	7.0488	37.185	5.2598	35.681	3.5829	.19765
#1	.00103	47.940	.00218	.00290	.00193	.00142	1.0579	-.04553	.00051	.00535	.00143	.00672	48.421
#2	.00134	48.111	.00410	.00378	.00203	.00154	1.0451	-.04121	.00088	.00497	.00085	.00639	48.556
Check ?	None	Chk Pass	None	None	None	None	Chk Pass	None	None	None	None	None	Chk Pass
Value													
Range													

Elem	K_7664	Li6707	Mg2790	Mn2576	Mo2020	Na8183	Ni2316	P_1782	Pb2203	S_1820	Sb2068	Se1960	Si2881
Units	ppm	ppm	ppm	ppm	ppm	ppm	ppm	ppm	ppm	ppm	ppm	ppm	ppm
Avg	**.15606**	**.00383**	**.21987**	**.00088**	**-.00108**	**249.12**	**.00113**	**.00799**	**.00101**	**5.0314**	**.00265**	**.01959**	**.01703**
Stddev	.00913	.00037	.00470	.00005	.00013	1.21	.00009	.00288	.00201	.0202	.00044	.00440	.02311
%RSD	5.8501	9.7775	2.1365	5.5103	12.013	.48394	7.9483	36.003	199.36	.40134	16.671	22.464	135.69
#1	.16252	.00356	.22319	.00091	-.00117	248.27	.00119	.00595	.00243	5.0457	.00297	.01648	.00069
#2	.14961	.00409	.21655	.00084	-.00099	249.97	.00106	.01002	-.00041	5.0171	.00234	.02270	.03338
Check ?	None	None	None	None	None	Chk Pass	None	None	None	Chk Pass	None	None	None
Value													
Range													

Elem	Sn1899	Sr4077	Th2837	Ti3349	Tl1908	U_3701	V_2924	Zn2062	Zr3391
Units	ppm	ppm	ppm	ppm	ppm	ppm	ppm	ppm	ppm
Avg	**.00389**	**.00190**	**5.0055**	**.02672**	**.00400**	**10.286**	**-.01541**	**-.00136**	**-.01505**
Stddev	.00053	.00003	.0101	.00010	.00204	.005	.00005	.00015	.00227
%RSD	13.744	1.8270	.20096	.37905	51.089	.04964	.30858	10.963	15.091
#1	.00427	.00192	5.0126	.02679	.00255	10.283	-.01545	-.00147	-.01666
#2	.00351	.00187	4.9983	.02665	.00544	10.290	-.01538	-.00126	-.01345
Check ?	None	None	Chk Pass	None	None	Chk Pass	None	None	None
Value									
Range									

Int. Std.	Y_2243	Y_3600	Y_3774
Units	Cts/S	Cts/S	Cts/S
Avg	**1470.8**	**30527.**	**6036.6**
Stddev	1.8	1.	2.3
%RSD	.12325	.00366	.03839
#1	1469.5	30528.	6038.3
#2	1472.1	30527.	6035.0

Sample Name: ccv-3900195 Acquired: 5/23/2016 15:20:05 Type: QC
Method: 6500_026(v10) Mode: CONC Corr. Factor: 1.000000
User: kellyca Custom ID1: Custom ID2: Custom ID3:
Comment:

Elem	Ag3280	Al1670	As1890	B_2089	Ba4554	Be3130	Bi2230	Ca3179	Cd2288	Co2286	Cr2055	Cu3247
Units	ppm	ppm	ppm	ppm	ppm	ppm	ppm	ppm	ppm	ppm	ppm	ppm
Avg	**.47488**	F **.58954**	**1.00000**	**.52490**	**.48937**	**.49364**	**.00564**	**5.0806**	**.51185**	**.51465**	**.50770**	**.48494**
Stddev	.00142	.00046	.00113	.00115	.00212	.00236	.00101	.0320	.00075	.00086	.00070	.00118
%RSD	.29884	.07837	.11290	.21864	.43234	.47904	17.963	.62911	.14669	.16628	.13728	.24408
#1	.47388	.58921	.99920	.52571	.48787	.49197	.00492	5.0580	.51238	.51405	.50721	.48410
#2	.47589	.58986	1.0008	.52409	.49086	.49531	.00635	5.1032	.51132	.51526	.50819	.48577
Check ?	Chk Pass	Chk Fail	Chk Pass	Chk Pass	Chk Pass	Chk Pass	None	Chk Pass	Chk Pass	Chk Pass	Chk Pass	Chk Pass
Value		.50000										
Range		10.000%										

Elem	Fe2599	K_7664	Li6707	Mg2790	Mn2576	Mo2020	Na5895	Ni2316	P_1782	Pb2203	S_1820	Sb2068
Units	ppm	ppm	ppm	ppm	ppm	ppm	ppm	ppm	ppm	ppm	ppm	ppm
Avg	**2.5541**	**48.720**	**1.0024**	**19.037**	**.48565**	**.51251**	**5.3867**	**.50001**	**.98572**	**1.0366**	**.01445**	**.98990**
Stddev	.0136	.184	.0045	.036	.00008	.00076	.0265	.00007	.00248	.0035	.00121	.00441
%RSD	.53081	.37745	.44959	.18968	.01729	.14785	.49164	.01350	.25168	.33583	8.3587	.44523
#1	2.5445	48.590	.99919	19.011	.48559	.51304	5.3680	.50006	.98748	1.0391	.01359	.99301
#2	2.5637	48.850	1.0056	19.062	.48571	.51197	5.4055	.49996	.98397	1.0342	.01530	.98678
Check ?	Chk Pass	Chk Pass	Chk Pass	Chk Pass	Chk Pass	Chk Pass	Chk Pass	Chk Pass	Chk Pass	Chk Pass	None	Chk Pass
Value												
Range												

Elem	Se1960	Si2881	Sn1899	Sr4077	Th2837	Ti3349	Tl1908	U_3701	V_2924	Zn2062	Zr3391
Units	ppm	ppm	ppm	ppm	ppm	ppm	ppm	ppm	ppm	ppm	ppm
Avg	**1.0009**	**4.9183**	**.98757**	**.47028**	**.01071**	**.46583**	**1.0178**	**.03616**	**.46406**	**.47315**	**.48978**
Stddev	.0013	.0620	.00435	.00266	.00093	.00058	.0012	.03205	.00105	.00034	.00473
%RSD	.13107	1.2599	.44085	.56527	8.6936	.12371	.11475	88.621	.22701	.07178	.96638
#1	1.0018	4.8745	.99065	.46840	.01137	.46624	1.0187	.01350	.46332	.47291	.48643
#2	.99997	4.9621	.98449	.47216	.01005	.46542	1.0170	.05882	.46481	.47339	.49313
Check ?	Chk Pass	Chk Pass	Chk Pass	Chk Pass	None	Chk Pass	Chk Pass	None	Chk Pass	Chk Pass	Chk Pass
Value											
Range											

Int. Std.	Y_2243	Y_3600	Y_3774
Units	Cts/S	Cts/S	Cts/S
Avg	**1506.1**	**31660.**	**6091.2**
Stddev	4.9	48.	38.1
%RSD	.32682	.15151	.62609
#1	1509.6	31626.	6118.2
#2	1502.6	31694.	6064.3

Sample Name: ccb Acquired: 5/23/2016 15:22:41 Type: QC
Method: 6500_026(v10) Mode: CONC Corr. Factor: 1.000000
User: kellyca Custom ID1: Custom ID2: Custom ID3:
Comment:

Elem	Ag3280	Al1670	As1890	B_2089	Ba4554	Be3130	Bi2230	Ca3179	Cd2288	Co2286	Cr2055
Units	ppm	ppm	ppm	ppm	ppm	ppm	ppm	ppm	ppm	ppm	ppm
Avg	**.00004**	**.00136**	**-.00316**	**.00151**	**.00023**	**.00006**	**.00044**	**-.00583**	**.00003**	**-.00011**	**.00004**
Stddev	.00037	.00015	.00634	.00002	.00006	.00008	.00007	.00014	.00007	.00008	.00003
%RSD	864.16	10.948	200.60	1.4021	27.187	119.17	15.107	2.4402	203.20	68.028	65.022
#1	-.00022	.00146	.00132	.00150	.00019	.00001	.00039	-.00593	.00008	-.00016	.00002
#2	.00031	.00125	-.00764	.00153	.00028	.00012	.00048	-.00573	-.00001	-.00006	.00006
Check ?	Chk Pass	Chk Pass	Chk Pass	Chk Pass	Chk Pass	Chk Pass	None	Chk Pass	Chk Pass	Chk Pass	Chk Pass
High Limit											
Low Limit											

Elem	Cu3247	Fe2599	K_7664	Li6707	Mg2790	Mn2576	Mo2020	Na5895	Ni2316	P_1782	Pb2203
Units	ppm	ppm	ppm	ppm	ppm	ppm	ppm	ppm	ppm	ppm	ppm
Avg	W **-.00191**	W **.02362**	**.00263**	**.00026**	**.00021**	**.00012**	**-.00002**	**.01066**	**-.00033**	**-.00001**	**.00160**
Stddev	.00035	.00049	.01922	.00037	.00100	.00007	.00034	.00161	.00010	.00020	.00064
%RSD	18.456	2.0557	731.64	145.63	485.93	59.854	1779.2	15.130	28.950	2311.3	39.795
#1	-.00216	.02397	-.01096	.00052	.00091	.00018	.00022	.00952	-.00040	-.00015	.00205
#2	-.00166	.02328	.01622	-.00001	-.00050	.00007	-.00026	.01180	-.00027	.00013	.00115
Check ?	Chk Warn	Chk Warn	Chk Pass	Chk Pass	Chk Pass	Chk Pass	Chk Pass	Chk Pass	Chk Pass	Chk Pass	Chk Pass
High Limit	.00136	.02200									
Low Limit	-.00136	-.02200									

Elem	S_1820	Sb2068	Se1960	Si2881	Sn1899	Sr4077	Th2837	Ti3349	Tl1908	U_3701	V_2924
Units	ppm	ppm	ppm	ppm	ppm	ppm	ppm	ppm	ppm	ppm	ppm
Avg	**-.00232**	W **.00622**	W **.00968**	**.00620**	**.00015**	**.00001**	**.00173**	**.00014**	**.00103**	**.01058**	**.00021**
Stddev	.00515	.00119	.00203	.00223	.00012	.00003	.00227	.00009	.00011	.02146	.00003
%RSD	222.52	19.143	20.947	35.933	80.758	272.62	131.21	67.079	10.449	202.94	15.955
#1	-.00596	.00537	.00824	.00462	.00023	.00003	.00012	.00007	.00096	-.00460	.00019
#2	.00133	.00706	.01111	.00777	.00006	-.00001	.00333	.00020	.00111	.02575	.00023
Check ?	None	Chk Warn	Chk Warn	Chk Pass	Chk Pass	Chk Pass	Chk Pass	Chk Pass	Chk Pass	Chk Pass	Chk Pass
High Limit		.00314	.00486								
Low Limit		-.00314	-.00486								

Elem	Zn2062	Zr3391
Units	ppm	ppm
Avg	**.00018**	**.00028**
Stddev	.00063	.00010
%RSD	349.29	35.710
#1	-.00027	.00021
#2	.00063	.00035
Check ?	Chk Pass	Chk Pass
High Limit		
Low Limit		

Int. Std.	Y_2243	Y_3600	Y_3774
Units	Cts/S	Cts/S	Cts/S
Avg	**1527.7**	**32325.**	**6026.8**
Stddev	1.2	56.	32.9
%RSD	.07541	.17359	.54573
#1	1526.9	32365.	6050.1
#2	1528.5	32286.	6003.6

Sample Name: ccvl-3907489 Acquired: 5/23/2016 15:25:27 Type: QC
Method: 6500_026(v10) Mode: CONC Corr. Factor: 1.000000
User: kellyca Custom ID1: Custom ID2: Custom ID3:
Comment:

Elem	Ag3280	Al1670	As1890	B_2089	Ba4554	Be3130	Bi2230	Ca3179	Cd2288	Co2286	Cr2055	Cu3247
Units	ppm	ppm	ppm	ppm	ppm	ppm	ppm	ppm	ppm	ppm	ppm	ppm
Avg	**.01017**	**.10642**	**.01378**	**.10516**	**.01015**	**.00105**	**.11727**	**.19946**	**.00496**	**.01033**	**.01062**	**.01335**
Stddev	.00046	.00030	.00082	.00030	.00005	.00005	.00107	.00296	.00007	.00028	.00029	.00006
%RSD	4.5375	.28000	5.9749	.28315	.50012	5.0496	.91256	1.4831	1.3610	2.7497	2.7650	.48640
#1	.01050	.10621	.01436	.10495	.01011	.00109	.11651	.20155	.00501	.01053	.01083	.01340
#2	.00985	.10663	.01320	.10537	.01018	.00101	.11802	.19737	.00491	.01012	.01041	.01331
Check ?	Chk Pass	Chk Pass	Chk Pass	Chk Pass	Chk Pass	Chk Pass	Chk Pass	Chk Pass	Chk Pass	Chk Pass	Chk Pass	Chk Pass
Value												
Range												

Elem	Fe2599	K_7664	Li6707	Mg2790	Mn2576	Mo2020	Na5895	Ni2316	P_1782	Pb2203	S_1820	Sb2068
Units	ppm	ppm	ppm	ppm	ppm	ppm	ppm	ppm	ppm	ppm	ppm	ppm
Avg	**.11445**	**3.0013**	**.00985**	**.19787**	**.01000**	**.02118**	**1.0193**	**.04271**	**2.9109**	F **.01175**	**-.00269**	**.02272**
Stddev	.00102	.0047	.00016	.00314	.00003	.00019	.0018	.00021	.0150	.00048	.00275	.00109
%RSD	.89375	.15710	1.6678	1.5850	.33585	.89230	.18019	.48105	.51700	4.0726	102.20	4.7940
#1	.11373	2.9979	.00996	.20009	.01003	.02131	1.0180	.04256	2.9216	.01141	-.00075	.02349
#2	.11518	3.0046	.00973	.19565	.00998	.02104	1.0206	.04285	2.9003	.01208	-.00463	.02195
Check ?	Chk Pass	Chk Pass	Chk Pass	Chk Pass	Chk Pass	Chk Pass	Chk Pass	Chk Pass	Chk Pass	Chk Fail	None	Chk Pass
Value										.00900		
Range										30.000%		

Elem	Se1960	Si2881	Sn1899	Sr4077	Th2837	Ti3349	Tl1908	U_3701	V_2924	Zn2062	Zr3391
Units	ppm	ppm	ppm	ppm	ppm	ppm	ppm	ppm	ppm	ppm	ppm
Avg	**.01934**	**.50956**	**.10114**	**.00962**	**.01637**	**.00954**	**.01786**	**.06877**	**.00956**	**.02064**	**.01532**
Stddev	.00611	.01317	.00145	.00006	.00131	.00036	.00305	.00128	.00001	.00126	.00057
%RSD	31.586	2.5844	1.4331	.60776	7.9814	3.7445	17.081	1.8569	.07088	6.0802	3.6932
#1	.01502	.51888	.10216	.00958	.01730	.00980	.02002	.06787	.00956	.01976	.01572
#2	.02366	.50025	.10011	.00966	.01545	.00929	.01570	.06967	.00957	.02153	.01492
Check ?	Chk Pass	Chk Pass	Chk Pass	Chk Pass	Chk Pass	Chk Pass	Chk Pass	Chk Pass	Chk Pass	Chk Pass	Chk Pass
Value											
Range											

Int. Std.	Y_2243	Y_3600	Y_3774
Units	Cts/S	Cts/S	Cts/S
Avg	**1525.0**	**32495.**	**6037.4**
Stddev	1.8	74.	9.2
%RSD	.11481	.22838	.15212
#1	1523.7	32443.	6043.9
#2	1526.2	32548.	6030.9

Sample Name: 280-83021-A-3-J Acquired: 5/23/2016 15:28:12 Type: Unk
Method: 6500_026(v10) Mode: CONC Corr. Factor: 1.000000
User: kellyca Custom ID1: Custom ID2: Custom ID3:
Comment: 325983 6010C Q4 soil

Elem	Ag3280	Al3092	As1890	B_2089	Ba4554	Be3130	Bi2230	Ca3179	Cd2288
Line	328.068 {103}	309.271 {109}	189.042 {478}	208.959 {461}	455.403 { 74}	313.042 {108}	223.061 {451}	317.933 {106}	228.802 {447}
Units	ppm	ppm	ppm	ppm	ppm	ppm	ppm	ppm	ppm
Avg	**.00062**	**23.564**	**.00590**	**.00280**	**.04649**	**.00020**	**.00088**	**.50813**	**.00109**
Stddev	.00001	.134	.00326	.00041	.00002	.00001	.00254	.00252	.00002
%RSD	2.0972	.56973	55.262	14.512	.05175	5.9711	288.49	.49676	1.4395
#1	.00063	23.659	.00821	.00251	.04651	.00021	.00268	.50991	.00110
#2	.00061	23.469	.00360	.00309	.04647	.00019	-.00092	.50634	.00107
Check ?	Chk Pass	Chk Pass	Chk Pass	Chk Pass	Chk Pass	Chk Pass	Chk Pass	Chk Pass	Chk Pass
High Limit									
Low Limit									

Elem	Co2286	Cr2055	Cu3247	Fe2599	K_7664	Li6707	Mg2790	Mn2576	Mo2020
Line	228.616 {447}	205.560 {464}	324.754 {104}	259.940 {130}	766.490 { 44}	670.784 { 50}	279.079 {121}2	257.610 {131}	202.030 {467}
Units	ppm	ppm	ppm	ppm	ppm	ppm	ppm	ppm	ppm
Avg	**.00080**	**.02845**	**.14457**	**14.864**	**.33716**	**.00893**	**.55698**	**.03572**	**.00140**
Stddev	.00023	.00004	.00008	.003	.01197	.00019	.00077	.00016	.00012
%RSD	28.338	.15308	.05694	.01814	3.5491	2.1209	.13793	.44514	8.5965
#1	.00064	.02848	.14463	14.866	.34562	.00879	.55643	.03584	.00132
#2	.00096	.02842	.14451	14.862	.32870	.00906	.55752	.03561	.00149
Check ?	Chk Pass	Chk Pass	Chk Pass	Chk Pass	Chk Pass	Chk Pass	Chk Pass	Chk Pass	Chk Pass
High Limit									
Low Limit									

Elem	Na5895	Ni2316	P_1782	Pb2203	S_1820	Sb2068	Se1960	Si2881	Sn1899
Line	589.592 { 57}	231.604 {446}	178.284 {489}	220.353 {453}	182.034 {485}	206.833 {463}	196.090 {472}	288.158 {117}	189.989 {477}
Units	ppm	ppm	ppm	ppm	ppm	ppm	ppm	ppm	ppm
Avg	**.09272**	**.03770**	**.23741**	**.13304**	**.49493**	**.00217**	**.00676**	**1.9928**	**.00280**
Stddev	.00388	.00047	.00024	.00243	.00298	.00038	.01517	.0154	.00093
%RSD	4.1818	1.2476	.10174	1.8278	.60259	17.337	224.59	.77413	33.315
#1	.08998	.03737	.23724	.13476	.49704	.00243	.01748	2.0037	.00346
#2	.09546	.03803	.23758	.13132	.49282	.00190	-.00397	1.9818	.00214
Check ?	Chk Pass	Chk Pass	Chk Pass	Chk Pass	Chk Pass	Chk Pass	Chk Pass	Chk Pass	Chk Pass
High Limit									
Low Limit									

Elem	Sr4077	Th2837	Ti3349	Tl1908	U_3701	V_2924	Zn2062	Zr3391
Line	407.771 { 83}	283.730 {119}	334.904 {101}	190.856 {477}	370.152 { 91}	292.402 {115}	206.200 {163}	339.198 { 99}
Units	ppm	ppm	ppm	ppm	ppm	ppm	ppm	ppm
Avg	**.00726**	**.00738**	**.22858**	**.00406**	**-.00147**	**.03247**	**.15717**	**.00904**
Stddev	.00010	.00066	.00731	.00041	.00924	.00055	.00044	.00040
%RSD	1.3999	8.9062	3.1968	10.183	627.74	1.6843	.28027	4.4452
#1	.00719	.00691	.22341	.00377	-.00801	.03286	.15748	.00876
#2	.00733	.00784	.23375	.00435	.00506	.03209	.15686	.00933
Check ?	Chk Pass	Chk Pass	Chk Pass	Chk Pass	Chk Pass	Chk Pass	Chk Pass	Chk Pass
High Limit								
Low Limit								

Int. Std.	Y_2243	Y_3600	Y_3774
Line	224.306 {450}	360.073 { 94}	377.433 { 89}
Units	Cts/S	Cts/S	Cts/S
Avg	**1542.2**	**32623.**	**6190.7**
Stddev	3.6	81.	4.0
%RSD	.23250	.24733	.06409
#1	1539.6	32566.	6187.9
#2	1544.7	32680.	6193.5

Sample Name: 280-83021-A-3-K DU Acquired: 5/23/2016 15:30:55 Type: Unk
Method: 6500_026(v10) Mode: CONC Corr. Factor: 1.000000
User: kellyca Custom ID1: Custom ID2: Custom ID3:
Comment: 325983 6010C Q4 soil

Elem	Ag3280	Al3092	As1890	B_2089	Ba4554	Be3130	Bi2230	Ca3179	Cd2288
Line	328.068 {103}	309.271 {109}	189.042 {478}	208.959 {461}	455.403 { 74}	313.042 {108}	223.061 {451}	317.933 {106}	228.802 {447}
Units	ppm	ppm	ppm	ppm	ppm	ppm	ppm	ppm	ppm
Avg	**-.00003**	**24.701**	**.00567**	**.00261**	**.05415**	**.00023**	**.00352**	**.53224**	**.00136**
Stddev	.00019	.229	.00052	.00031	.00045	.00004	.00120	.00444	.00042
%RSD	710.67	.92644	9.1677	11.978	.82888	16.048	34.066	.83357	31.175
#1	-.00016	24.539	.00530	.00239	.05383	.00025	.00267	.52910	.00166
#2	.00011	24.863	.00604	.00284	.05446	.00020	.00437	.53537	.00106
Check ?	Chk Pass	Chk Pass	Chk Pass	Chk Pass	Chk Pass	Chk Pass	Chk Pass	Chk Pass	Chk Pass
High Limit									
Low Limit									

Elem	Co2286	Cr2055	Cu3247	Fe2599	K_7664	Li6707	Mg2790	Mn2576	Mo2020
Line	228.616 {447}	205.560 {464}	324.754 {104}	259.940 {130}	766.490 { 44}	670.784 { 50}	279.079 {121}2	257.610 {131}	202.030 {467}
Units	ppm	ppm	ppm	ppm	ppm	ppm	ppm	ppm	ppm
Avg	**.00086**	**.02849**	**.16965**	**16.427**	**.34099**	**.00899**	**.54007**	**.03803**	**.00153**
Stddev	.00013	.00000	.00034	.141	.01170	.00079	.00532	.00007	.00033
%RSD	15.237	.00497	.20006	.85725	3.4304	8.8204	.98422	.17159	21.752
#1	.00096	.02849	.16989	16.327	.34926	.00843	.53631	.03798	.00130
#2	.00077	.02849	.16941	16.526	.33272	.00955	.54383	.03807	.00177
Check ?	Chk Pass	Chk Pass	Chk Pass	Chk Pass	Chk Pass	Chk Pass	Chk Pass	Chk Pass	Chk Pass
High Limit									
Low Limit									

Elem	Na5895	Ni2316	P_1782	Pb2203	S_1820	Sb2068	Se1960	Si2881	Sn1899
Line	589.592 { 57}	231.604 {446}	178.284 {489}	220.353 {453}	182.034 {485}	206.833 {463}	196.090 {472}	288.158 {117}	189.989 {477}
Units	ppm	ppm	ppm	ppm	ppm	ppm	ppm	ppm	ppm
Avg	**.09951**	**.04299**	**.25934**	**.13977**	**.54013**	**.00144**	**.00957**	**2.1455**	**.00382**
Stddev	.00854	.00025	.00054	.00050	.00034	.00020	.00489	.0922	.00102
%RSD	8.5788	.58637	.20827	.35927	.06386	13.544	51.137	4.2987	26.773
#1	.10555	.04316	.25896	.14012	.53989	.00158	.01303	2.0803	.00310
#2	.09347	.04281	.25972	.13941	.54037	.00130	.00611	2.2108	.00454
Check ?	Chk Pass	Chk Pass	Chk Pass	Chk Pass	Chk Pass	Chk Pass	Chk Pass	Chk Pass	Chk Pass
High Limit									
Low Limit									

Elem	Sr4077	Th2837	Ti3349	Tl1908	U_3701	V_2924	Zn2062	Zr3391
Line	407.771 { 83}	283.730 {119}	334.904 {101}	190.856 {477}	370.152 { 91}	292.402 {115}	206.200 {163}	339.198 { 99}
Units	ppm	ppm	ppm	ppm	ppm	ppm	ppm	ppm
Avg	**.00798**	**.00876**	**.20457**	**.00158**	**.00773**	**.03615**	**.16942**	**.00862**
Stddev	.00010	.00032	.00307	.00142	.02322	.00035	.00043	.00233
%RSD	1.2338	3.6552	1.4984	90.100	300.36	.97233	.25503	27.002
#1	.00791	.00853	.20674	.00057	-.00869	.03640	.16912	.01027
#2	.00805	.00899	.20241	.00258	.02415	.03590	.16973	.00697
Check ?	Chk Pass	Chk Pass	Chk Pass	Chk Pass	Chk Pass	Chk Pass	Chk Pass	Chk Pass
High Limit								
Low Limit								

Int. Std.	Y_2243	Y_3600	Y_3774
Line	224.306 {450}	360.073 { 94}	377.433 { 89}
Units	Cts/S	Cts/S	Cts/S
Avg	**1533.8**	**32411.**	**6198.4**
Stddev	.4	119.	45.6
%RSD	.02924	.36577	.73558
#1	1533.5	32495.	6230.7
#2	1534.1	32328.	6166.2

Sample Name: 280-83021-A-11-J Acquired: 5/23/2016 15:33:38 Type: Unk
Method: 6500_026(v10) Mode: CONC Corr. Factor: 1.000000
User: kellyca Custom ID1: Custom ID2: Custom ID3:
Comment: 325983 6010C Q4 soil

Elem	Ag3280	Al3092	As1890	B_2089	Ba4554	Be3130	Bi2230	Ca3179	Cd2288
Line	328.068 {103}	309.271 {109}	189.042 {478}	208.959 {461}	455.403 { 74}	313.042 {108}	223.061 {451}	317.933 {106}	228.802 {447}
Units	ppm	ppm	ppm	ppm	ppm	ppm	ppm	ppm	ppm
Avg	**.00053**	**38.164**	**.00791**	**.00404**	**.09721**	**.00026**	**.00191**	**.73522**	**.00486**
Stddev	.00037	.308	.00114	.00076	.00056	.00008	.00126	.00507	.00003
%RSD	68.778	.80814	14.463	18.743	.57980	31.081	65.708	.68992	.53835
#1	.00079	37.946	.00710	.00350	.09681	.00032	.00102	.73881	.00485
#2	.00027	38.382	.00872	.00457	.09760	.00021	.00280	.73163	.00488
Check ?	Chk Pass	Chk Pass	Chk Pass	Chk Pass	Chk Pass	Chk Pass	Chk Pass	Chk Pass	Chk Pass
High Limit									
Low Limit									

Elem	Co2286	Cr2055	Cu3247	Fe2599	K_7664	Li6707	Mg2790	Mn2576	Mo2020
Line	228.616 {447}	205.560 {464}	324.754 {104}	259.940 {130}	766.490 { 44}	670.784 { 50}	279.079 {121}2	257.610 {131}	202.030 {467}
Units	ppm	ppm	ppm	ppm	ppm	ppm	ppm	ppm	ppm
Avg	**.00167**	**.03334**	**.33071**	**20.456**	**.62494**	**.02106**	**1.1198**	**.09481**	**.00215**
Stddev	.00007	.00041	.00110	.085	.02168	.00001	.0005	.00001	.00046
%RSD	3.9587	1.2297	.33378	.41563	3.4685	.03385	.04672	.01223	21.520
#1	.00172	.03305	.33149	20.396	.60961	.02107	1.1201	.09481	.00247
#2	.00162	.03363	.32993	20.516	.64026	.02106	1.1194	.09482	.00182
Check ?	Chk Pass	Chk Pass	Chk Pass	Chk Pass	Chk Pass	Chk Pass	Chk Pass	Chk Pass	Chk Pass
High Limit									
Low Limit									

Elem	Na5895	Ni2316	P_1782	Pb2203	S_1820	Sb2068	Se1960	Si2881	Sn1899
Line	589.592 { 57}	231.604 {446}	178.284 {489}	220.353 {453}	182.034 {485}	206.833 {463}	196.090 {472}	288.158 {117}	189.989 {477}
Units	ppm	ppm	ppm	ppm	ppm	ppm	ppm	ppm	ppm
Avg	**.11979**	**.07187**	**.42780**	**.39604**	**.53513**	**.00288**	**.01024**	**2.3975**	**.00868**
Stddev	.00005	.00099	.00747	.00367	.00278	.00118	.00148	.0137	.00113
%RSD	.04562	1.3842	1.7461	.92584	.51858	40.894	14.445	.57005	13.008
#1	.11982	.07117	.43308	.39864	.53709	.00205	.01128	2.4072	.00948
#2	.11975	.07257	.42252	.39345	.53316	.00372	.00919	2.3878	.00788
Check ?	Chk Pass	Chk Pass	Chk Pass	Chk Pass	Chk Pass	Chk Pass	Chk Pass	Chk Pass	Chk Pass
High Limit									
Low Limit									

Elem	Sr4077	Th2837	Ti3349	Tl1908	U_3701	V_2924	Zn2062	Zr3391
Line	407.771 { 83}	283.730 {119}	334.904 {101}	190.856 {477}	370.152 { 91}	292.402 {115}	206.200 {163}	339.198 { 99}
Units	ppm	ppm	ppm	ppm	ppm	ppm	ppm	ppm
Avg	**.00804**	**.01068**	**.21562**	**.00162**	**.00855**	**.04385**	**.44787**	**.01172**
Stddev	.00006	.00067	.00004	.00279	.03342	.00025	.00211	.00003
%RSD	.69274	6.2935	.01817	172.14	390.77	.57475	.47116	.25881
#1	.00800	.01020	.21560	.00360	.03218	.04403	.44637	.01170
#2	.00808	.01115	.21565	-.00035	-.01508	.04367	.44936	.01174
Check ?	Chk Pass	Chk Pass	Chk Pass	Chk Pass	Chk Pass	Chk Pass	Chk Pass	Chk Pass
High Limit								
Low Limit								

Int. Std.	Y_2243	Y_3600	Y_3774
Line	224.306 {450}	360.073 { 94}	377.433 { 89}
Units	Cts/S	Cts/S	Cts/S
Avg	**1538.0**	**32345.**	**6238.3**
Stddev	.8	73.	8.3
%RSD	.05182	.22654	.13327
#1	1537.5	32293.	6232.4
#2	1538.6	32397.	6244.2

Sample Name: 280-83021-A-12-I Acquired: 5/23/2016 15:36:21 Type: Unk
Method: 6500_026(v10) Mode: CONC Corr. Factor: 1.000000
User: kellyca Custom ID1: Custom ID2: Custom ID3:
Comment: 325983 6010C Q4 soil

Elem	Ag3280	Al3092	As1890	B_2089	Ba4554	Be3130	Bi2230	Ca3179	Cd2288
Line	328.068 {103}	309.271 {109}	189.042 {478}	208.959 {461}	455.403 { 74}	313.042 {108}	223.061 {451}	317.933 {106}	228.802 {447}
Units	ppm	ppm	ppm	ppm	ppm	ppm	ppm	ppm	ppm
Avg	**.00010**	**40.322**	**.01235**	**.00481**	**.12903**	**.00028**	**.00469**	**.79279**	**.00689**
Stddev	.00034	.278	.00243	.00153	.00124	.00004	.00014	.00531	.00010
%RSD	358.49	.68863	19.709	31.907	.96219	13.853	3.0647	.66964	1.3908
#1	.00034	40.126	.01407	.00372	.12816	.00026	.00479	.78903	.00682
#2	-.00015	40.518	.01063	.00589	.12991	.00031	.00459	.79654	.00696
Check ?	Chk Pass	Chk Pass	Chk Pass	Chk Pass	Chk Pass	Chk Pass	Chk Pass	Chk Pass	Chk Pass
High Limit									
Low Limit									

Elem	Co2286	Cr2055	Cu3247	Fe2599	K_7664	Li6707	Mg2790	Mn2576	Mo2020
Line	228.616 {447}	205.560 {464}	324.754 {104}	259.940 {130}	766.490 { 44}	670.784 { 50}	279.079 {121}2	257.610 {131}	202.030 {467}
Units	ppm	ppm	ppm	ppm	ppm	ppm	ppm	ppm	ppm
Avg	**.00177**	**.03664**	**.50279**	**25.097**	**.62146**	**.02045**	**1.1564**	**.10755**	**.00212**
Stddev	.00001	.00042	.00029	.162	.03766	.00004	.0087	.00056	.00007
%RSD	.59854	1.1485	.05750	.64544	6.0598	.18666	.75362	.52482	3.1993
#1	.00178	.03693	.50258	24.983	.59483	.02048	1.1502	.10715	.00217
#2	.00176	.03634	.50299	25.212	.64809	.02042	1.1625	.10795	.00207
Check ?	Chk Pass	Chk Pass	Chk Pass	Chk Pass	Chk Pass	Chk Pass	Chk Pass	Chk Pass	Chk Pass
High Limit									
Low Limit									

Elem	Na5895	Ni2316	P_1782	Pb2203	S_1820	Sb2068	Se1960	Si2881	Sn1899
Line	589.592 { 57}	231.604 {446}	178.284 {489}	220.353 {453}	182.034 {485}	206.833 {463}	196.090 {472}	288.158 {117}	189.989 {477}
Units	ppm	ppm	ppm	ppm	ppm	ppm	ppm	ppm	ppm
Avg	**.10580**	**.06872**	**.43004**	**.41734**	**.53199**	**.00898**	**.01399**	**3.1610**	**.00848**
Stddev	.00362	.00031	.00357	.00100	.00990	.00171	.00251	.0858	.00008
%RSD	3.4243	.44915	.82967	.23889	1.8606	19.042	17.915	2.7129	.92552
#1	.10837	.06894	.42752	.41804	.53899	.01018	.01222	3.1003	.00854
#2	.10324	.06850	.43257	.41663	.52500	.00777	.01577	3.2216	.00843
Check ?	Chk Pass	Chk Pass	Chk Pass	Chk Pass	Chk Pass	Chk Pass	Chk Pass	Chk Pass	Chk Pass
High Limit									
Low Limit									

Elem	Sr4077	Th2837	Ti3349	Tl1908	U_3701	V_2924	Zn2062	Zr3391
Line	407.771 { 83}	283.730 {119}	334.904 {101}	190.856 {477}	370.152 { 91}	292.402 {115}	206.200 {163}	339.198 { 99}
Units	ppm	ppm	ppm	ppm	ppm	ppm	ppm	ppm
Avg	**.00876**	**.00958**	**.24241**	**.00274**	**.00437**	**.04642**	**.49680**	**.01764**
Stddev	.00000	.00027	.00086	.00080	.00029	.00030	.00309	.00008
%RSD	.00951	2.8530	.35333	29.382	6.7384	.64380	.62108	.44650
#1	.00876	.00939	.24181	.00331	.00417	.04663	.49462	.01758
#2	.00876	.00977	.24302	.00217	.00458	.04621	.49898	.01769
Check ?	Chk Pass	Chk Pass	Chk Pass	Chk Pass	Chk Pass	Chk Pass	Chk Pass	Chk Pass
High Limit								
Low Limit								

Int. Std.	Y_2243	Y_3600	Y_3774
Line	224.306 {450}	360.073 { 94}	377.433 { 89}
Units	Cts/S	Cts/S	Cts/S
Avg	**1539.7**	**32352.**	**6150.4**
Stddev	4.0	69.	48.4
%RSD	.25863	.21235	.78736
#1	1536.9	32401.	6184.7
#2	1542.5	32304.	6116.2

Sample Name: 280-83021-A-13-I Acquired: 5/23/2016 15:39:04 Type: Unk
Method: 6500_026(v10) Mode: CONC Corr. Factor: 1.000000
User: kellyca Custom ID1: Custom ID2: Custom ID3:
Comment: 325983 6010C Q4 soil

Elem	Ag3280	Al3092	As1890	B_2089	Ba4554	Be3130	Bi2230	Ca3179	Cd2288
Line	328.068 {103}	309.271 {109}	189.042 {478}	208.959 {461}	455.403 { 74}	313.042 {108}	223.061 {451}	317.933 {106}	228.802 {447}
Units	ppm	ppm	ppm	ppm	ppm	ppm	ppm	ppm	ppm
Avg	**.00055**	**39.322**	**.00659**	**.00281**	**.10079**	**.00033**	**.00590**	**.73463**	**.00578**
Stddev	.00022	.185	.00011	.00097	.00057	.00005	.00341	.00485	.00006
%RSD	40.140	.47165	1.6045	34.527	.56188	15.202	57.742	.66079	.99496
#1	.00071	39.191	.00651	.00350	.10039	.00030	.00831	.73120	.00574
#2	.00040	39.453	.00666	.00212	.10119	.00037	.00349	.73806	.00582
Check ?	Chk Pass	Chk Pass	Chk Pass	Chk Pass	Chk Pass	Chk Pass	Chk Pass	Chk Pass	Chk Pass
High Limit									
Low Limit									

Elem	Co2286	Cr2055	Cu3247	Fe2599	K_7664	Li6707	Mg2790	Mn2576	Mo2020
Line	228.616 {447}	205.560 {464}	324.754 {104}	259.940 {130}	766.490 { 44}	670.784 { 50}	279.079 {121}2	257.610 {131}	202.030 {467}
Units	ppm	ppm	ppm	ppm	ppm	ppm	ppm	ppm	ppm
Avg	**.00183**	**.03308**	**.50863**	**21.286**	**.56622**	**.02035**	**1.0980**	**.09072**	**.00176**
Stddev	.00006	.00015	.00298	.093	.01604	.00123	.0158	.00029	.00030
%RSD	3.2935	.45681	.58503	.43788	2.8336	6.0222	1.4353	.32451	17.256
#1	.00187	.03298	.51073	21.220	.57757	.01948	1.1091	.09093	.00198
#2	.00179	.03319	.50652	21.352	.55488	.02121	1.0868	.09051	.00155
Check ?	Chk Pass	Chk Pass	Chk Pass	Chk Pass	Chk Pass	Chk Pass	Chk Pass	Chk Pass	Chk Pass
High Limit									
Low Limit									

Elem	Na5895	Ni2316	P_1782	Pb2203	S_1820	Sb2068	Se1960	Si2881	Sn1899
Line	589.592 { 57}	231.604 {446}	178.284 {489}	220.353 {453}	182.034 {485}	206.833 {463}	196.090 {472}	288.158 {117}	189.989 {477}
Units	ppm	ppm	ppm	ppm	ppm	ppm	ppm	ppm	ppm
Avg	**.10648**	**.06741**	**.44047**	**.45735**	**.57459**	**.00658**	**.00569**	**2.4210**	**.00853**
Stddev	.00455	.00040	.00225	.00241	.00173	.00111	.00141	.0132	.00063
%RSD	4.2734	.58624	.50984	.52650	.30108	16.829	24.816	.54467	7.4103
#1	.10970	.06713	.43888	.45564	.57581	.00736	.00668	2.4117	.00808
#2	.10326	.06769	.44206	.45905	.57336	.00579	.00469	2.4304	.00897
Check ?	Chk Pass	Chk Pass	Chk Pass	Chk Pass	Chk Pass	Chk Pass	Chk Pass	Chk Pass	Chk Pass
High Limit									
Low Limit									

Elem	Sr4077	Th2837	Ti3349	Tl1908	U_3701	V_2924	Zn2062	Zr3391
Line	407.771 { 83}	283.730 {119}	334.904 {101}	190.856 {477}	370.152 { 91}	292.402 {115}	206.200 {163}	339.198 { 99}
Units	ppm	ppm	ppm	ppm	ppm	ppm	ppm	ppm
Avg	**.00815**	**.00811**	**.20190**	**.00348**	**.02390**	**.04459**	**.45023**	**.01052**
Stddev	.00002	.00031	.00324	.00132	.00758	.00016	.00221	.00042
%RSD	.25616	3.7814	1.6048	38.028	31.715	.35703	.49019	3.9800
#1	.00813	.00832	.20419	.00441	.02925	.04470	.45179	.01082
#2	.00816	.00789	.19961	.00254	.01854	.04448	.44867	.01023
Check ?	Chk Pass	Chk Pass	Chk Pass	Chk Pass	Chk Pass	Chk Pass	Chk Pass	Chk Pass
High Limit								
Low Limit								

Int. Std.	Y_2243	Y_3600	Y_3774
Line	224.306 {450}	360.073 { 94}	377.433 { 89}
Units	Cts/S	Cts/S	Cts/S
Avg	**1545.1**	**32307.**	**6176.7**
Stddev	3.6	28.	7.3
%RSD	.23330	.08708	.11821
#1	1547.6	32287.	6181.9
#2	1542.5	32327.	6171.6

Sample Name: 280-82954-A-17-L Acquired: 5/23/2016 15:41:47 Type: Unk
Method: 6500_026(v10) Mode: CONC Corr. Factor: 1.000000
User: kellyca Custom ID1: Custom ID2: Custom ID3:
Comment: 325983 6010C Q4 soil

Elem	Ag3280	Al3092	As1890	B_2089	Ba4554	Be3130	Bi2230	Ca3179	Cd2288
Line	328.068 {103}	309.271 {109}	189.042 {478}	208.959 {461}	455.403 { 74}	313.042 {108}	223.061 {451}	317.933 {106}	228.802 {447}
Units	ppm	ppm	ppm	ppm	ppm	ppm	ppm	ppm	ppm
Avg	**.00104**	**34.570**	**.00766**	**.00389**	**.15199**	**.00031**	**.00203**	**.79480**	**.01127**
Stddev	.00049	.064	.00445	.00047	.00011	.00004	.00003	.00201	.00059
%RSD	46.789	.18472	58.105	12.149	.06992	11.768	1.3848	.25269	5.2214
#1	.00139	34.525	.01080	.00356	.15191	.00034	.00201	.79338	.01169
#2	.00070	34.615	.00451	.00423	.15206	.00029	.00205	.79622	.01085
Check ?	Chk Pass	Chk Pass	Chk Pass	Chk Pass	Chk Pass	Chk Pass	Chk Pass	Chk Pass	Chk Pass
High Limit									
Low Limit									

Elem	Co2286	Cr2055	Cu3247	Fe2599	K_7664	Li6707	Mg2790	Mn2576	Mo2020
Line	228.616 {447}	205.560 {464}	324.754 {104}	259.940 {130}	766.490 { 44}	670.784 { 50}	279.079 {121}2	257.610 {131}	202.030 {467}
Units	ppm	ppm	ppm	ppm	ppm	ppm	ppm	ppm	ppm
Avg	**.00184**	**.04221**	**.73084**	**23.420**	**.44494**	**.02192**	**.86277**	**.11096**	**.00312**
Stddev	.00014	.00012	.00373	.039	.01790	.00001	.00469	.00010	.00011
%RSD	7.7802	.29319	.50982	.16533	4.0226	.06565	.54399	.08860	3.4072
#1	.00174	.04229	.73347	23.448	.45760	.02193	.86609	.11089	.00320
#2	.00194	.04212	.72821	23.393	.43229	.02191	.85945	.11103	.00305
Check ?	Chk Pass	Chk Pass	Chk Pass	Chk Pass	Chk Pass	Chk Pass	Chk Pass	Chk Pass	Chk Pass
High Limit									
Low Limit									

Elem	Na5895	Ni2316	P_1782	Pb2203	S_1820	Sb2068	Se1960	Si2881	Sn1899
Line	589.592 { 57}	231.604 {446}	178.284 {489}	220.353 {453}	182.034 {485}	206.833 {463}	196.090 {472}	288.158 {117}	189.989 {477}
Units	ppm	ppm	ppm	ppm	ppm	ppm	ppm	ppm	ppm
Avg	**.11481**	**.06912**	**.50624**	**.80300**	**.66633**	**.02010**	**.00583**	**2.5762**	**.01589**
Stddev	.00092	.00031	.00454	.00167	.00267	.00158	.00300	.0274	.00010
%RSD	.80031	.44837	.89753	.20815	.40067	7.8428	51.373	1.0634	.64448
#1	.11416	.06934	.50302	.80418	.66444	.01899	.00795	2.5568	.01582
#2	.11546	.06890	.50945	.80182	.66821	.02122	.00371	2.5955	.01596
Check ?	Chk Pass	Chk Pass	Chk Pass	Chk Pass	Chk Pass	Chk Pass	Chk Pass	Chk Pass	Chk Pass
High Limit									
Low Limit									

Elem	Sr4077	Th2837	Ti3349	Tl1908	U_3701	V_2924	Zn2062	Zr3391
Line	407.771 { 83}	283.730 {119}	334.904 {101}	190.856 {477}	370.152 { 91}	292.402 {115}	206.200 {163}	339.198 { 99}
Units	ppm	ppm	ppm	ppm	ppm	ppm	ppm	ppm
Avg	**.01334**	**.00771**	**.21193**	**.00315**	**.02762**	**.03557**	**.86563**	**.00965**
Stddev	.00009	.00350	.01250	.00017	.01420	.00064	.00066	.00133
%RSD	.65395	45.367	5.8994	5.4622	51.407	1.7953	.07658	13.764
#1	.01328	.00524	.22077	.00303	.03765	.03602	.86610	.00871
#2	.01340	.01019	.20309	.00328	.01758	.03512	.86516	.01058
Check ?	Chk Pass	Chk Pass	Chk Pass	Chk Pass	Chk Pass	Chk Pass	Chk Pass	Chk Pass
High Limit								
Low Limit								

Int. Std.	Y_2243	Y_3600	Y_3774
Line	224.306 {450}	360.073 { 94}	377.433 { 89}
Units	Cts/S	Cts/S	Cts/S
Avg	**1540.7**	**32403.**	**6245.4**
Stddev	1.7	68.	21.9
%RSD	.11165	.21125	.35027
#1	1539.5	32355.	6230.0
#2	1541.9	32451.	6260.9

Sample Name: 280-82954-A-17-M MS Acquired: 5/23/2016 15:44:30 Type: Unk
Method: 6500_026(v10) Mode: CONC Corr. Factor: 1.000000
User: kellyca Custom ID1: Custom ID2: Custom ID3:
Comment: 325983 6010C Q4 soil

Elem	Ag3280	Al3092	As1890	B_2089	Ba4554	Be3130	Bi2230	Ca3179	Cd2288
Line	328.068 {103}	309.271 {109}	189.042 {478}	208.959 {461}	455.403 { 74}	313.042 {108}	223.061 {451}	317.933 {106}	228.802 {447}
Units	ppm	ppm	ppm	ppm	ppm	ppm	ppm	ppm	ppm
Avg	**.04796**	**48.653**	**.98486**	**.99406**	**2.0832**	**.04828**	**2.1224**	**48.347**	**.11016**
Stddev	.00020	.168	.00108	.00191	.0048	.00039	.0008	.106	.00049
%RSD	.40707	.34495	.11009	.19221	.22871	.80756	.03705	.21848	.44794
#1	.04810	48.772	.98409	.99541	2.0866	.04856	2.1230	48.422	.11051
#2	.04782	48.535	.98562	.99271	2.0798	.04801	2.1219	48.272	.10981
Check ?	Chk Pass	Chk Pass	Chk Pass	Chk Pass	Chk Pass	Chk Pass	Chk Pass	Chk Pass	Chk Pass
High Limit									
Low Limit									

Elem	Co2286	Cr2055	Cu3247	Fe2599	K_7664	Li6707	Mg2790	Mn2576	Mo2020
Line	228.616 {447}	205.560 {464}	324.754 {104}	259.940 {130}	766.490 { 44}	670.784 { 50}	279.079 {121}2	257.610 {131}	202.030 {467}
Units	ppm	ppm	ppm	ppm	ppm	ppm	ppm	ppm	ppm
Avg	**.48844**	W **.24240**	**.92854**	**20.126**	**50.042**	**1.0231**	**47.837**	**.57558**	**1.0094**
Stddev	.00089	.00019	.00243	.043	.116	.0037	.158	.00009	.0019
%RSD	.18160	.08028	.26146	.21367	.23268	.36018	.32995	.01549	.18787
#1	.48906	.24254	.92683	20.157	50.125	1.0257	47.725	.57564	1.0107
#2	.48781	.24226	.93026	20.096	49.960	1.0205	47.949	.57552	1.0080
Check ?	Chk Pass	Chk Warn	Chk Pass	Chk Pass	Chk Pass	Chk Pass	Chk Pass	Chk Pass	Chk Pass
High Limit		.10000							
Low Limit		-.01000							

Elem	Na8183	Ni2316	P_1782	Pb2203	S_1820	Sb2068	Se1960	Si2881	Sn1899
Line	818.326 { 41}	231.604 {446}	178.284 {489}	220.353 {453}	182.034 {485}	206.833 {463}	196.090 {472}	288.158 {117}	189.989 {477}
Units	ppm	ppm	ppm	ppm	ppm	ppm	ppm	ppm	ppm
Avg	**49.296**	**.54235**	**10.141**	**1.1034**	**2.5925**	**.47100**	**1.9312**	**7.1534**	**1.8646**
Stddev	.042	.00117	.006	.0011	.0226	.00090	.0206	.0963	.0020
%RSD	.08554	.21557	.05761	.10027	.87315	.19129	1.0673	1.3458	.10731
#1	49.326	.54318	10.136	1.1026	2.6085	.47163	1.9458	7.2214	1.8660
#2	49.266	.54152	10.145	1.1042	2.5765	.47036	1.9167	7.0853	1.8632
Check ?	Chk Pass	Chk Pass	Chk Pass	Chk Pass	Chk Pass	Chk Pass	Chk Pass	Chk Pass	Chk Pass
High Limit									
Low Limit									

Elem	Sr4077	Th2837	Ti3349	Tl1908	U_3701	V_2924	Zn2062	Zr3391
Line	407.771 { 83}	283.730 {119}	334.904 {101}	190.856 {477}	370.152 { 91}	292.402 {115}	206.200 {163}	339.198 { 99}
Units	ppm	ppm	ppm	ppm	ppm	ppm	ppm	ppm
Avg	**.93756**	**.95509**	**1.4090**	**1.8813**	**2.0926**	**.49973**	**1.1768**	**.48224**
Stddev	.00388	.00330	.0054	.0054	.0252	.00187	.0038	.00106
%RSD	.41349	.34565	.38346	.28783	1.2050	.37502	.32068	.22067
#1	.94030	.95276	1.4128	1.8851	2.0748	.50106	1.1795	.48299
#2	.93482	.95743	1.4052	1.8775	2.1105	.49841	1.1742	.48148
Check ?	Chk Pass	Chk Pass	Chk Pass	Chk Pass	Chk Pass	Chk Pass	Chk Pass	Chk Pass
High Limit								
Low Limit								

Int. Std.	Y_2243	Y_3600	Y_3774
Line	224.306 {450}	360.073 { 94}	377.433 { 89}
Units	Cts/S	Cts/S	Cts/S
Avg	**1469.4**	**30613.**	**6059.1**
Stddev	.7	77.	22.7
%RSD	.04654	.25268	.37512
#1	1469.9	30667.	6043.0
#2	1468.9	30558.	6075.1

Sample Name: 280-82954-A-17-N MSD Acquired: 5/23/2016 15:47:03 Type: Unk
Method: 6500_026(v10) Mode: CONC Corr. Factor: 1.000000
User: kellyca Custom ID1: Custom ID2: Custom ID3:
Comment: 325983 6010C Q4 soil

Elem	Ag3280	Al3092	As1890	B_2089	Ba4554	Be3130	Bi2230	Ca3179	Cd2288
Line	328.068 {103}	309.271 {109}	189.042 {478}	208.959 {461}	455.403 { 74}	313.042 {108}	223.061 {451}	317.933 {106}	228.802 {447}
Units	ppm	ppm	ppm	ppm	ppm	ppm	ppm	ppm	ppm
Avg	**.04888**	**46.607**	**1.0202**	**1.0306**	**2.4490**	**.05027**	**2.1867**	**49.672**	**.11314**
Stddev	.00073	.061	.0007	.0004	.0053	.00008	.0062	.154	.00038
%RSD	1.4959	.13184	.06984	.03592	.21594	.16904	.28499	.31084	.33393
#1	.04836	46.563	1.0197	1.0303	2.4452	.05021	2.1911	49.781	.11341
#2	.04940	46.650	1.0207	1.0309	2.4527	.05033	2.1823	49.563	.11288
Check ?	Chk Pass	Chk Pass	Chk Pass	Chk Pass	Chk Pass	Chk Pass	Chk Pass	Chk Pass	Chk Pass
High Limit									
Low Limit									

Elem	Co2286	Cr2055	Cu3247	Fe2599	K_7664	Li6707	Mg2790	Mn2576	Mo2020
Line	228.616 {447}	205.560 {464}	324.754 {104}	259.940 {130}	766.490 { 44}	670.784 { 50}	279.079 {121}2	257.610 {131}	202.030 {467}
Units	ppm	ppm	ppm	ppm	ppm	ppm	ppm	ppm	ppm
Avg	**.50543**	W **.24951**	**.84866**	**19.831**	**51.609**	**1.0613**	**49.019**	**.58704**	**1.0404**
Stddev	.00086	.00086	.00420	.020	.069	.0016	.168	.00209	.0044
%RSD	.17078	.34644	.49452	.10329	.13365	.15372	.34273	.35662	.42349
#1	.50604	.25012	.84570	19.845	51.560	1.0601	48.901	.58556	1.0435
#2	.50482	.24889	.85163	19.816	51.658	1.0624	49.138	.58852	1.0373
Check ?	Chk Pass	Chk Warn	Chk Pass	Chk Pass	Chk Pass	Chk Pass	Chk Pass	Chk Pass	Chk Pass
High Limit		.10000							
Low Limit		-.01000							

Elem	Na8183	Ni2316	P_1782	Pb2203	S_1820	Sb2068	Se1960	Si2881	Sn1899
Line	818.326 { 41}	231.604 {446}	178.284 {489}	220.353 {453}	182.034 {485}	206.833 {463}	196.090 {472}	288.158 {117}	189.989 {477}
Units	ppm	ppm	ppm	ppm	ppm	ppm	ppm	ppm	ppm
Avg	**51.103**	**.55520**	**10.429**	**1.1562**	**2.6494**	**.48236**	**1.9962**	**6.7042**	**1.9177**
Stddev	.286	.00176	.022	.0035	.0127	.00742	.0020	.0038	.0012
%RSD	.55925	.31752	.20736	.30594	.47901	1.5386	.10058	.05636	.06269
#1	50.901	.55645	10.444	1.1587	2.6405	.47711	1.9948	6.7016	1.9186
#2	51.305	.55395	10.413	1.1537	2.6584	.48761	1.9977	6.7069	1.9169
Check ?	Chk Pass	Chk Pass	Chk Pass	Chk Pass	Chk Pass	Chk Pass	Chk Pass	Chk Pass	Chk Pass
High Limit									
Low Limit									

Elem	Sr4077	Th2837	Ti3349	Tl1908	U_3701	V_2924	Zn2062	Zr3391
Line	407.771 { 83}	283.730 {119}	334.904 {101}	190.856 {477}	370.152 { 91}	292.402 {115}	206.200 {163}	339.198 { 99}
Units	ppm	ppm	ppm	ppm	ppm	ppm	ppm	ppm
Avg	**.97196**	**.99114**	**1.4714**	**1.9324**	**2.1164**	**.51202**	**1.1844**	**.49983**
Stddev	.00135	.00317	.0113	.0040	.0261	.00083	.0026	.00128
%RSD	.13934	.32007	.76993	.20812	1.2347	.16288	.22003	.25535
#1	.97100	.98890	1.4634	1.9295	2.1349	.51143	1.1863	.49893
#2	.97291	.99339	1.4794	1.9352	2.0980	.51261	1.1826	.50073
Check ?	Chk Pass	Chk Pass	Chk Pass	Chk Pass	Chk Pass	Chk Pass	Chk Pass	Chk Pass
High Limit								
Low Limit								

Int. Std.	Y_2243	Y_3600	Y_3774
Line	224.306 {450}	360.073 { 94}	377.433 { 89}
Units	Cts/S	Cts/S	Cts/S
Avg	**1462.4**	**30512.**	**6036.8**
Stddev	.6	22.	35.4
%RSD	.04127	.07268	.58626
#1	1462.0	30528.	6011.8
#2	1462.9	30497.	6061.9

Sample Name: ccvh-3900196 Acquired: 5/23/2016 15:49:36 Type: QC
Method: 6500_026(v10) Mode: CONC Corr. Factor: 1.000000
User: kellyca Custom ID1: Custom ID2: Custom ID3:
Comment:

Elem	Ag3280	Al3092	As1890	B_2089	Ba4554	Be3130	Bi2230	Ca3179	Cd2288	Co2286	Cr2055	Cu3247	Fe2714
Units	ppm	ppm	ppm	ppm	ppm	ppm	ppm	ppm	ppm	ppm	ppm	ppm	ppm
Avg	**.00152**	**48.338**	**.00131**	**.00534**	**.00199**	**.00138**	**1.0504**	**-.04550**	**.00056**	**.00523**	**.00079**	**.00670**	**48.753**
Stddev	.00020	.060	.00499	.00045	.00023	.00010	.0008	.00416	.00013	.00035	.00003	.00007	.112
%RSD	12.997	.12372	381.19	8.3456	11.518	7.5097	.07371	9.1528	22.376	6.6123	4.1229	1.0562	.22964
#1	.00166	48.296	-.00222	.00503	.00215	.00145	1.0498	-.04845	.00047	.00499	.00077	.00665	48.832
#2	.00138	48.380	.00484	.00566	.00183	.00131	1.0509	-.04256	.00065	.00548	.00081	.00675	48.674
Check ?	None	Chk Pass	None	None	None	None	Chk Pass	None	None	None	None	None	Chk Pass
Value													
Range													

Elem	K_7664	Li6707	Mg2790	Mn2576	Mo2020	Na8183	Ni2316	P_1782	Pb2203	S_1820	Sb2068	Se1960	Si2881
Units	ppm	ppm	ppm	ppm	ppm	ppm	ppm	ppm	ppm	ppm	ppm	ppm	ppm
Avg	**.22538**	**.00363**	**.21760**	**.00085**	**-.00025**	**251.38**	**.00089**	**.00705**	**.00093**	**5.0692**	**.00431**	**.00451**	**.02472**
Stddev	.00195	.00005	.00587	.00010	.00034	1.07	.00004	.00096	.00045	.0006	.00201	.00133	.00373
%RSD	.86303	1.2705	2.6976	12.006	133.60	.42502	4.1173	13.652	48.200	.01282	46.699	29.483	15.102
#1	.22400	.00359	.22175	.00077	-.00049	250.63	.00092	.00637	.00061	5.0696	.00288	.00357	.02208
#2	.22675	.00366	.21345	.00092	-.00001	252.14	.00086	.00773	.00124	5.0687	.00573	.00545	.02736
Check ?	None	None	None	None	None	Chk Pass	None	None	None	Chk Pass	None	None	None
Value													
Range													

Elem	Sn1899	Sr4077	Th2837	Ti3349	Tl1908	U_3701	V_2924	Zn2062	Zr3391
Units	ppm	ppm	ppm	ppm	ppm	ppm	ppm	ppm	ppm
Avg	**.00357**	**.00177**	**5.0227**	**.02643**	**.00190**	**10.339**	**-.01476**	**-.00004**	**-.01253**
Stddev	.00002	.00001	.0012	.00025	.00126	.017	.00004	.00012	.00002
%RSD	.69816	.76145	.02370	.94603	66.523	.16401	.28212	318.75	.19787
#1	.00359	.00176	5.0236	.02660	.00100	10.327	-.01479	-.00012	-.01255
#2	.00355	.00178	5.0219	.02625	.00279	10.351	-.01473	.00005	-.01251
Check ?	None	None	Chk Pass	None	None	Chk Pass	None	None	None
Value									
Range									

Int. Std.	Y_2243	Y_3600	Y_3774
Units	Cts/S	Cts/S	Cts/S
Avg	**1465.1**	**30498.**	**5987.1**
Stddev	.4	104.	6.3
%RSD	.02606	.34212	.10603
#1	1465.4	30572.	5982.6
#2	1464.8	30424.	5991.6

Sample Name: ccv-3900195 Acquired: 5/23/2016 15:52:25 Type: QC
Method: 6500_026(v10) Mode: CONC Corr. Factor: 1.000000
User: kellyca Custom ID1: Custom ID2: Custom ID3:
Comment:

Elem	Ag3280	Al1670	As1890	B_2089	Ba4554	Be3130	Bi2230	Ca3179	Cd2288	Co2286	Cr2055	Cu3247	Fe2599
Units	ppm	ppm	ppm	ppm	ppm	ppm	ppm	ppm	ppm	ppm	ppm	ppm	ppm
Avg	**.47833**	**.52754**	**1.0165**	**.52954**	**.49274**	**.49852**	**-.00081**	**5.0951**	**.51517**	**.51721**	**.51083**	**.48973**	**2.4867**
Stddev	.00072	.00299	.0029	.00030	.00243	.00094	.00002	.0142	.00083	.00158	.00066	.00122	.0039
%RSD	.15010	.56611	.28854	.05709	.49335	.18901	2.8819	.27866	.16119	.30527	.12868	.24878	.15850
#1	.47884	.52965	1.0144	.52932	.49102	.49785	-.00083	5.0850	.51458	.51609	.51037	.48886	2.4839
#2	.47782	.52542	1.0185	.52975	.49446	.49918	-.00080	5.1051	.51576	.51833	.51130	.49059	2.4895
Check ?	Chk Pass	Chk Pass	Chk Pass	Chk Pass	Chk Pass	Chk Pass	None	Chk Pass	Chk Pass	Chk Pass	Chk Pass	Chk Pass	Chk Pass
Value													
Range													

Elem	K_7664	Li6707	Mg2790	Mn2576	Mo2020	Na5895	Ni2316	P_1782	Pb2203	S_1820	Sb2068	Se1960	Si2881
Units	ppm	ppm	ppm	ppm	ppm	ppm	ppm	ppm	ppm	ppm	ppm	ppm	ppm
Avg	**49.517**	**1.0197**	**19.228**	**.48997**	**.51593**	**5.0863**	**.50514**	**1.0030**	**1.0479**	**.01148**	**1.0013**	**1.0194**	**4.9407**
Stddev	.132	.0016	.063	.00005	.00051	.0189	.00128	.0025	.0017	.00112	.0002	.0079	.0292
%RSD	.26559	.15632	.32828	.01112	.09927	.37200	.25256	.24579	.16574	9.7339	.02303	.77753	.59037
#1	49.424	1.0186	19.184	.49000	.51557	5.0729	.50424	1.0047	1.0467	.01069	1.0015	1.0138	4.9200
#2	49.610	1.0208	19.273	.48993	.51629	5.0997	.50604	1.0012	1.0492	.01227	1.0011	1.0250	4.9613
Check ?	Chk Pass	Chk Pass	Chk Pass	Chk Pass	Chk Pass	Chk Pass	Chk Pass	Chk Pass	Chk Pass	None	Chk Pass	Chk Pass	Chk Pass
Value													
Range													

Elem	Sn1899	Sr4077	Th2837	Ti3349	Tl1908	U_3701	V_2924	Zn2062	Zr3391
Units	ppm	ppm	ppm	ppm	ppm	ppm	ppm	ppm	ppm
Avg	**.99935**	**.47750**	**.00607**	**.47078**	**1.0313**	**.01112**	**.46897**	**.47800**	**.49342**
Stddev	.00178	.00185	.00112	.00108	.0052	.00640	.00091	.00048	.00379
%RSD	.17860	.38761	18.388	.22951	.49899	57.540	.19463	.09966	.76827
#1	1.0006	.47619	.00686	.47155	1.0276	.00660	.46962	.47767	.49074
#2	.99809	.47881	.00528	.47002	1.0349	.01564	.46833	.47834	.49610
Check ?	Chk Pass	Chk Pass	None	Chk Pass	Chk Pass	None	Chk Pass	Chk Pass	Chk Pass
Value									
Range									

Int. Std.	Y_2243	Y_3600	Y_3774
Units	Cts/S	Cts/S	Cts/S
Avg	**1498.7**	**31446.**	**5995.7**
Stddev	4.5	4.	7.0
%RSD	.29873	.01192	.11717
#1	1501.9	31443.	6000.6
#2	1495.5	31448.	5990.7

Sample Name: ccb Acquired: 5/23/2016 15:55:02 Type: QC
Method: 6500_026(v10) Mode: CONC Corr. Factor: 1.000000
User: kellyca Custom ID1: Custom ID2: Custom ID3:
Comment:

Elem	Ag3280	Al1670	As1890	B_2089	Ba4554	Be3130	Bi2230	Ca3179	Cd2288	Co2286	Cr2055	Cu3247
Units	ppm	ppm	ppm	ppm	ppm	ppm	ppm	ppm	ppm	ppm	ppm	ppm
Avg	**.00043**	**.00073**	**-.00035**	W **.00233**	**.00020**	**.00001**	**.00259**	**-.00598**	**-.00003**	**-.00008**	**.00012**	**-.00125**
Stddev	.00016	.00017	.00045	.00005	.00005	.00007	.00195	.00091	.00004	.00027	.00014	.00011
%RSD	37.598	23.856	126.39	2.0100	25.277	716.05	75.547	15.257	131.89	323.59	116.57	8.8145
#1	.00031	.00060	-.00067	.00230	.00017	-.00004	.00120	-.00534	-.00006	.00011	.00022	-.00117
#2	.00054	.00085	-.00004	.00236	.00024	.00006	.00397	-.00663	-.00000	-.00028	.00002	-.00133
Check ?	Chk Pass	Chk Pass	Chk Pass	Chk Warn	Chk Pass	Chk Pass	None	Chk Pass	Chk Pass	Chk Pass	Chk Pass	Chk Pass
High Limit				.00156								
Low Limit				-.00156								

Elem	Fe2599	K_7664	Li6707	Mg2790	Mn2576	Mo2020	Na5895	Ni2316	P_1782	Pb2203	S_1820	Sb2068
Units	ppm	ppm	ppm	ppm	ppm	ppm	ppm	ppm	ppm	ppm	ppm	ppm
Avg	**.01428**	**.02456**	**.00037**	**.00111**	**.00000**	**.00034**	**.01239**	**-.00016**	**.00274**	**-.00115**	**-.00021**	W **.00520**
Stddev	.00276	.03775	.00007	.00299	.00000	.00032	.00456	.00018	.00340	.00221	.00349	.00019
%RSD	19.312	153.73	18.513	270.28	55.358	94.839	36.806	114.74	123.88	192.16	1633.1	3.6763
#1	.01233	.05125	.00042	-.00101	.00000	.00056	.01562	-.00003	.00034	-.00272	.00225	.00506
#2	.01623	-.00214	.00032	.00322	.00000	.00011	.00917	-.00029	.00514	.00041	-.00268	.00533
Check ?	Chk Pass	Chk Pass	Chk Pass	Chk Pass	Chk Pass	Chk Pass	Chk Pass	Chk Pass	Chk Pass	Chk Pass	None	Chk Warn
High Limit												.00314
Low Limit												-.00314

Elem	Se1960	Si2881	Sn1899	Sr4077	Th2837	Ti3349	Tl1908	U_3701	V_2924	Zn2062	Zr3391
Units	ppm	ppm	ppm	ppm	ppm	ppm	ppm	ppm	ppm	ppm	ppm
Avg	F **.01248**	**.00470**	**-.00162**	**.00002**	**.00254**	**.00019**	**-.00110**	**-.00015**	**-.00042**	**.00048**	**.00002**
Stddev	.00134	.00770	.00010	.00005	.00061	.00030	.00185	.01126	.00033	.00030	.00193
%RSD	10.768	164.10	6.2410	238.10	23.851	160.69	169.13	7695.5	79.236	62.062	12052.
#1	.01153	.01014	-.00169	-.00001	.00297	-.00003	.00021	.00782	-.00018	.00069	.00138
#2	.01343	-.00075	-.00155	.00006	.00211	.00040	-.00241	-.00811	-.00065	.00027	-.00135
Check ?	Chk Fail	Chk Pass	Chk Pass	Chk Pass	Chk Pass	Chk Pass	Chk Pass	Chk Pass	Chk Pass	Chk Pass	Chk Pass
High Limit	.00972										
Low Limit	-.00972										

Int. Std.	Y_2243	Y_3600	Y_3774
Units	Cts/S	Cts/S	Cts/S
Avg	**1519.4**	**32129.**	**5945.8**
Stddev	.1	54.	36.6
%RSD	.00824	.16945	.61596
#1	1519.4	32091.	5971.7
#2	1519.3	32168.	5919.9

Sample Name: ccvl-3907489 Acquired: 5/23/2016 15:57:49 Type: QC
Method: 6500_026(v10) Mode: CONC Corr. Factor: 1.000000
User: kellyca Custom ID1: Custom ID2: Custom ID3:
Comment:

Elem	Ag3280	Al1670	As1890	B_2089	Ba4554	Be3130	Bi2230	Ca3179	Cd2288	Co2286	Cr2055	Cu3247
Units	ppm	ppm	ppm	ppm	ppm	ppm	ppm	ppm	ppm	ppm	ppm	ppm
Avg	**.01016**	**.10829**	**.01515**	**.10457**	**.01011**	**.00110**	**.11670**	**.19585**	**.00528**	**.01074**	**.01051**	**.01414**
Stddev	.00012	.00076	.00054	.00077	.00004	.00008	.00145	.00082	.00034	.00030	.00000	.00013
%RSD	1.1790	.70481	3.5375	.73174	.39452	7.0473	1.2450	.42121	6.4124	2.7881	.02116	.95362
#1	.01024	.10775	.01553	.10511	.01014	.00104	.11773	.19644	.00552	.01095	.01051	.01405
#2	.01007	.10883	.01477	.10403	.01008	.00115	.11567	.19527	.00504	.01053	.01051	.01424
Check ?	Chk Pass	Chk Pass	Chk Pass	Chk Pass	Chk Pass	Chk Pass	Chk Pass	Chk Pass	Chk Pass	Chk Pass	Chk Pass	Chk Pass
Value												
Range												

Elem	Fe2599	K_7664	Li6707	Mg2790	Mn2576	Mo2020	Na5895	Ni2316	P_1782	Pb2203	S_1820	Sb2068
Units	ppm	ppm	ppm	ppm	ppm	ppm	ppm	ppm	ppm	ppm	ppm	ppm
Avg	**.10910**	**3.0240**	**.01018**	**.20127**	**.01017**	**.02056**	**1.0297**	**.04185**	**2.9212**	**.01059**	**-.00339**	**.02384**
Stddev	.00029	.0252	.00036	.00331	.00000	.00011	.0112	.00074	.0191	.00063	.00217	.00313
%RSD	.26466	.83354	3.4921	1.6454	.03485	.51467	1.0866	1.7765	.65196	5.9259	64.059	13.135
#1	.10890	3.0062	.00992	.19893	.01017	.02063	1.0218	.04238	2.9347	.01104	-.00492	.02163
#2	.10931	3.0419	.01043	.20361	.01017	.02048	1.0376	.04132	2.9078	.01015	-.00185	.02605
Check ?	Chk Pass	Chk Pass	Chk Pass	Chk Pass	Chk Pass	Chk Pass	Chk Pass	Chk Pass	Chk Pass	Chk Pass	None	Chk Pass
Value												
Range												

Elem	Se1960	Si2881	Sn1899	Sr4077	Th2837	Ti3349	Tl1908	U_3701	V_2924	Zn2062	Zr3391
Units	ppm	ppm	ppm	ppm	ppm	ppm	ppm	ppm	ppm	ppm	ppm
Avg	F **.02372**	**.50313**	**.10278**	**.00972**	**.01781**	**.00930**	**.01683**	**.06450**	**.00971**	**.01885**	**.01612**
Stddev	.00098	.00212	.00080	.00000	.00088	.00009	.00057	.01265	.00066	.00003	.00067
%RSD	4.1383	.42177	.77926	.02986	4.9151	.94027	3.3611	19.608	6.8210	.16256	4.1601
#1	.02303	.50464	.10334	.00972	.01719	.00924	.01643	.07344	.00924	.01883	.01660
#2	.02442	.50163	.10221	.00972	.01843	.00936	.01723	.05556	.01018	.01887	.01565
Check ?	Chk Fail	Chk Pass	Chk Pass	Chk Pass	Chk Pass	Chk Pass	Chk Pass	Chk Pass	Chk Pass	Chk Pass	Chk Pass
Value	.01500										
Range	30.000%										

Int. Std.	Y_2243	Y_3600	Y_3774
Units	Cts/S	Cts/S	Cts/S
Avg	**1525.3**	**32292.**	**6008.1**
Stddev	4.0	12.	27.4
%RSD	.26123	.03849	.45665
#1	1522.5	32284.	6027.5
#2	1528.2	32301.	5988.7

Sample Name: MB 280-325962/1-A Acquired: 5/23/2016 16:00:35 Type: Unk
Method: 6500_026(v10) Mode: CONC Corr. Factor: 1.000000
User: kellyca Custom ID1: 5/19 Custom ID2: Custom ID3:
Comment: 325962 6010C Q4

Elem	Ag3280	Al1670	As1890	B_2089	Ba4554	Be3130	Bi2230	Ca3179	Cd2288
Line	328.068 {103}	167.079 {502}	189.042 {478}	208.959 {461}	455.403 { 74}	313.042 {108}	223.061 {451}	317.933 {106}	228.802 {447}
Units	ppm	ppm	ppm	ppm	ppm	ppm	ppm	ppm	ppm
Avg	**.00033**	**.00768**	**-.00066**	**.00175**	**.00027**	**.00003**	**.00210**	**.00659**	**-.00010**
Stddev	.00010	.00017	.00348	.00011	.00009	.00001	.00056	.00089	.00026
%RSD	29.684	2.1850	528.81	6.0045	32.069	27.168	26.760	13.438	254.94
#1	.00026	.00756	-.00312	.00167	.00034	.00004	.00170	.00597	.00008
#2	.00040	.00780	.00180	.00182	.00021	.00003	.00249	.00722	-.00028
Check ?	Chk Pass	Chk Pass	Chk Pass	Chk Pass	Chk Pass	Chk Pass	Chk Pass	Chk Pass	Chk Pass
High Limit									
Low Limit									

Elem	Co2286	Cr2055	Cu3247	Fe2599	K_7664	Li6707	Mg2790	Mn2576	Mo2020
Line	228.616 {447}	205.560 {464}	324.754 {104}	259.940 {130}	766.490 { 44}	670.784 { 50}	279.079 {121}2	257.610 {131}	202.030 {467}
Units	ppm	ppm	ppm	ppm	ppm	ppm	ppm	ppm	ppm
Avg	**-.00023**	**.00194**	**-.00120**	**.02815**	**-.02089**	**-.00058**	**-.00008**	**.00022**	**-.00021**
Stddev	.00027	.00028	.00013	.00040	.01257	.00001	.00058	.00004	.00059
%RSD	116.20	14.434	10.611	1.4329	60.189	1.5055	757.28	19.265	285.77
#1	-.00004	.00174	-.00129	.02786	-.02978	-.00058	-.00049	.00019	.00021
#2	-.00042	.00213	-.00111	.02843	-.01200	-.00059	.00033	.00025	-.00062
Check ?	Chk Pass	Chk Pass	Chk Pass	Chk Pass	Chk Pass	Chk Pass	Chk Pass	Chk Pass	Chk Pass
High Limit									
Low Limit									

Elem	Na5895	Ni2316	P_1782	Pb2203	S_1820	Sb2068	Se1960	Si2881	Sn1899
Line	589.592 { 57}	231.604 {446}	178.284 {489}	220.353 {453}	182.034 {485}	206.833 {463}	196.090 {472}	288.158 {117}	189.989 {477}
Units	ppm	ppm	ppm	ppm	ppm	ppm	ppm	ppm	ppm
Avg	**.00586**	**-.00002**	**.00073**	**.00212**	**.00316**	**.00187**	W **.00646**	W **.08098**	**-.00023**
Stddev	.00273	.00050	.00188	.00005	.00172	.00058	.00415	.00200	.00038
%RSD	46.637	2156.5	256.66	2.1509	54.600	31.245	64.229	2.4661	166.88
#1	.00393	.00033	-.00060	.00215	.00194	.00145	.00940	.08239	-.00049
#2	.00779	-.00037	.00207	.00209	.00437	.00228	.00353	.07956	.00004
Check ?	Chk Pass	Chk Pass	Chk Pass	Chk Pass	Chk Pass	Chk Pass	Chk Warn	Chk Warn	Chk Pass
High Limit							.00500	.05000	
Low Limit							-.00500	-.05000	

Elem	Sr4077	Th2837	Ti3349	Tl1908	U_3701	V_2924	Zn2062	Zr3391
Line	407.771 { 83}	283.730 {119}	334.904 {101}	190.856 {477}	370.152 { 91}	292.402 {115}	206.200 {163}	339.198 { 99}
Units	ppm	ppm	ppm	ppm	ppm	ppm	ppm	ppm
Avg	**.00001**	**.00175**	**.00048**	**-.00068**	**.00894**	**.00020**	**.00074**	**.00162**
Stddev	.00000	.00017	.00024	.00062	.02386	.00013	.00035	.00049
%RSD	27.805	9.5801	49.664	91.759	266.82	65.503	47.184	30.319
#1	.00001	.00163	.00031	-.00024	-.00793	.00011	.00099	.00127
#2	.00001	.00187	.00065	-.00112	.02582	.00029	.00049	.00197
Check ?	Chk Pass	Chk Pass	Chk Pass	Chk Pass	Chk Pass	Chk Pass	Chk Pass	Chk Pass
High Limit								
Low Limit								

Int. Std.	Y_2243	Y_3600	Y_3774
Line	224.306 {450}	360.073 { 94}	377.433 { 89}
Units	Cts/S	Cts/S	Cts/S
Avg	**1532.3**	**32375.**	**6014.6**
Stddev	5.4	56.	25.6
%RSD	.35241	.17290	.42537
#1	1536.1	32335.	6032.7
#2	1528.5	32414.	5996.5

Sample Name: LCS 280-325962/2-A Acquired: 5/23/2016 16:03:22 Type: Unk
Method: 6500_026(v10) Mode: CONC Corr. Factor: 1.000000
User: kellyca Custom ID1: Custom ID2: Custom ID3:
Comment: 325962 6010C Q4

Elem	Ag3280	Al1670	As1890	B_2089	Ba4554	Be3130	Bi2230	Ca3179	Cd2288
Line	328.068 {103}	167.079 {502}	189.042 {478}	208.959 {461}	455.403 { 74}	313.042 {108}	223.061 {451}	317.933 {106}	228.802 {447}
Units	ppm	ppm	ppm	ppm	ppm	ppm	ppm	ppm	ppm
Avg	**.05153**	**1.9753**	**1.0521**	**1.0726**	**2.0076**	**.05045**	F **2.2407**	**49.067**	**.10455**
Stddev	.00208	.0096	.0031	.0035	.0296	.00067	.0036	.798	.00022
%RSD	4.0396	.48691	.29775	.32822	1.4733	1.3241	.15912	1.6271	.21117
#1	.05006	1.9685	1.0543	1.0702	1.9867	.04998	2.2432	48.502	.10439
#2	.05300	1.9821	1.0499	1.0751	2.0285	.05092	2.2382	49.631	.10470
Check ?	Chk Pass	Chk Pass	Chk Pass	Chk Pass	Chk Pass	Chk Pass	Chk Fail	Chk Pass	Chk Pass
High Limit							2.2000		
Low Limit							1.8000		

Elem	Co2286	Cr2055	Cu3247	Fe2599	K_7664	Li6707	Mg2790	Mn2576	Mo2020
Line	228.616 {447}	205.560 {464}	324.754 {104}	259.940 {130}	766.490 { 44}	670.784 { 50}	279.079 {121}2	257.610 {131}	202.030 {467}
Units	ppm	ppm	ppm	ppm	ppm	ppm	ppm	ppm	ppm
Avg	**.51146**	F **.20645**	**.26096**	**1.0345**	**51.141**	**1.0489**	**50.421**	**.50485**	**1.0738**
Stddev	.00049	.00077	.00963	.0141	.690	.0152	2.055	.02168	.0015
%RSD	.09548	.37203	3.6918	1.3579	1.3500	1.4511	4.0764	4.2949	.14212
#1	.51181	.20591	.25415	1.0246	50.653	1.0381	48.968	.48952	1.0728
#2	.51112	.20699	.26777	1.0445	51.630	1.0596	51.875	.52019	1.0749
Check ?	Chk Pass	Chk Fail	Chk Pass	Chk Pass	Chk Pass	Chk Pass	Chk Pass	Chk Pass	Chk Pass
High Limit		.05750							
Low Limit		.04300							

Elem	Na8183	Ni2316	P_1782	Pb2203	S_1820	Sb2068	Se1960	Si2881	Sn1899
Line	818.326 { 41}	231.604 {446}	178.284 {489}	220.353 {453}	182.034 {485}	206.833 {463}	196.090 {472}	288.158 {117}	189.989 {477}
Units	ppm	ppm	ppm	ppm	ppm	ppm	ppm	ppm	ppm
Avg	**51.977**	**.50380**	**10.403**	**.51925**	**2.1044**	**.53020**	**2.0673**	**9.9209**	**2.0000**
Stddev	.573	.00013	.005	.00154	.0017	.00248	.0017	.1592	.0005
%RSD	1.1032	.02581	.05099	.29613	.08146	.46697	.08124	1.6042	.02419
#1	51.572	.50371	10.407	.52034	2.1032	.52845	2.0685	9.8083	2.0004
#2	52.382	.50389	10.400	.51816	2.1056	.53195	2.0661	10.033	1.9997
Check ?	Chk Pass	Chk Pass	Chk Pass	Chk Pass	Chk Pass	Chk Pass	Chk Pass	Chk Pass	Chk Pass
High Limit									
Low Limit									

Elem	Sr4077	Th2837	Ti3349	Tl1908	U_3701	V_2924	Zn2062	Zr3391
Line	407.771 { 83}	283.730 {119}	334.904 {101}	190.856 {477}	370.152 { 91}	292.402 {115}	206.200 {163}	339.198 { 99}
Units	ppm	ppm	ppm	ppm	ppm	ppm	ppm	ppm
Avg	**.96642**	**1.0525**	**1.0022**	**2.0154**	**2.2373**	**.49228**	**.49900**	**.49129**
Stddev	.01388	.0383	.0418	.0010	.0962	.02181	.02565	.00152
%RSD	1.4357	3.6363	4.1675	.05077	4.2996	4.4303	5.1396	.30913
#1	.95661	1.0254	.97271	2.0161	2.1692	.47685	.48086	.49022
#2	.97623	1.0795	1.0318	2.0147	2.3053	.50770	.51713	.49237
Check ?	Chk Pass	Chk Pass	Chk Pass	Chk Pass	Chk Pass	Chk Pass	Chk Pass	Chk Pass
High Limit								
Low Limit								

Int. Std.	Y_2243	Y_3600	Y_3774
Line	224.306 {450}	360.073 { 94}	377.433 { 89}
Units	Cts/S	Cts/S	Cts/S
Avg	**1447.8**	**29490.**	**5992.5**
Stddev	4.7	1007.	72.8
%RSD	.32697	3.4147	1.2155
#1	1451.1	30202.	6044.0
#2	1444.4	28778.	5941.0

Sample Name: 280-83263-A-1-A Acquired: 5/23/2016 16:05:56 Type: Unk
Method: 6500_026(v10) Mode: CONC Corr. Factor: 1.000000
User: kellyca Custom ID1: Custom ID2: Custom ID3:
Comment: 325962 6010C Q4

Elem	Ag3280	Al1670	As1890	B_2089	Ba4554	Be3130	Bi2230	Ca3179	Cd2288
Line	328.068 {103}	167.079 {502}	189.042 {478}	208.959 {461}	455.403 { 74}	313.042 {108}	223.061 {451}	317.933 {106}	228.802 {447}
Units	ppm	ppm	ppm	ppm	ppm	ppm	ppm	ppm	ppm
Avg	**.00006**	**.34863**	**-.00403**	**.15768**	**.10326**	**.00000**	**.00036**	**307.23**	**.00035**
Stddev	.00057	.00101	.00262	.00036	.00008	.00002	.00160	.36	.00005
%RSD	972.35	.28846	65.004	.22890	.07705	1534.7	449.93	.11856	13.318
#1	.00046	.34934	-.00218	.15743	.10320	-.00002	.00148	307.48	.00038
#2	-.00035	.34792	-.00589	.15794	.10331	.00002	-.00077	306.97	.00031
Check ?	Chk Pass	Chk Pass	Chk Pass	Chk Pass	Chk Pass	Chk Pass	Chk Pass	Chk Pass	Chk Pass
High Limit									
Low Limit									

Elem	Co2286	Cr2055	Cu3247	Fe2599	K_7664	Li6707	Mg2790	Mn2576	Mo2020
Line	228.616 {447}	205.560 {464}	324.754 {104}	259.940 {130}	766.490 { 44}	670.784 { 50}	279.079 {121}2	257.610 {131}	202.030 {467}
Units	ppm	ppm	ppm	ppm	ppm	ppm	ppm	ppm	ppm
Avg	**.00088**	W **.18879**	**.00059**	**.38010**	**7.5401**	**.03872**	**60.952**	**.14888**	**.00091**
Stddev	.00027	.00028	.00071	.00749	.0388	.00031	.063	.00021	.00007
%RSD	30.862	.14821	120.05	1.9706	.51386	.78816	.10291	.14257	7.9606
#1	.00107	.18899	.00009	.38539	7.5675	.03893	60.996	.14903	.00085
#2	.00069	.18860	.00109	.37480	7.5127	.03850	60.907	.14873	.00096
Check ?	Chk Pass	Chk Warn	Chk Pass	Chk Pass	Chk Pass	Chk Pass	Chk Pass	Chk Pass	Chk Pass
High Limit		.10000							
Low Limit		-.01000							

Elem	Na8183	Ni2316	P_1782	Pb2203	S_1820	Sb2068	Se1960	Si2881	Sn1899
Line	818.326 { 41}	231.604 {446}	178.284 {489}	220.353 {453}	182.034 {485}	206.833 {463}	196.090 {472}	288.158 {117}	189.989 {477}
Units	ppm	ppm	ppm	ppm	ppm	ppm	ppm	ppm	ppm
Avg	**115.04**	**.02055**	**.01720**	**-.00291**	**102.72**	**.00152**	**.01577**	**17.917**	**.00084**
Stddev	.00	.00053	.00507	.00126	.03	.00007	.00720	.010	.00122
%RSD	.00113	2.5997	29.475	43.133	.02721	4.7053	45.648	.05381	143.93
#1	115.04	.02017	.02079	-.00202	102.74	.00157	.01068	17.911	-.00002
#2	115.04	.02093	.01362	-.00380	102.70	.00147	.02086	17.924	.00170
Check ?	Chk Pass	Chk Pass	Chk Pass	Chk Pass	Chk Pass	Chk Pass	Chk Pass	Chk Pass	Chk Pass
High Limit									
Low Limit									

Elem	Sr4077	Th2837	Ti3349	Tl1908	U_3701	V_2924	Zn2062	Zr3391
Line	407.771 { 83}	283.730 {119}	334.904 {101}	190.856 {477}	370.152 { 91}	292.402 {115}	206.200 {163}	339.198 { 99}
Units	ppm	ppm	ppm	ppm	ppm	ppm	ppm	ppm
Avg	**2.1203**	**.00370**	**.01243**	**.00078**	**.00287**	**.00323**	**.00078**	**-.00005**
Stddev	.0030	.00164	.00057	.00134	.00180	.00092	.00061	.00159
%RSD	.14112	44.250	4.5500	172.18	62.696	28.485	77.486	2958.4
#1	2.1224	.00485	.01203	-.00017	.00414	.00388	.00035	.00107
#2	2.1181	.00254	.01283	.00173	.00160	.00258	.00121	-.00118
Check ?	Chk Pass	Chk Pass	Chk Pass	Chk Pass	Chk Pass	Chk Pass	Chk Pass	Chk Pass
High Limit								
Low Limit								

Int. Std.	Y_2243	Y_3600	Y_3774
Line	224.306 {450}	360.073 { 94}	377.433 { 89}
Units	Cts/S	Cts/S	Cts/S
Avg	**1372.7**	**28741.**	**5787.0**
Stddev	2.7	10.	12.6
%RSD	.19913	.03467	.21855
#1	1374.7	28748.	5778.0
#2	1370.8	28734.	5795.9

Sample Name: 280-83263-A-1-A SD@5 Acquired: 5/23/2016 16:08:39 Type: Unk
Method: 6500_026(v10) Mode: CONC Corr. Factor: 1.000000
User: kellyca Custom ID1: Custom ID2: Custom ID3:
Comment: 325962 6010C Q4

Elem	Ag3280	Al1670	As1890	B_2089	Ba4554	Be3130	Bi2230	Ca3179	Cd2288
Line	328.068 {103}	167.079 {502}	189.042 {478}	208.959 {461}	455.403 { 74}	313.042 {108}	223.061 {451}	317.933 {106}	228.802 {447}
Units	ppm	ppm	ppm	ppm	ppm	ppm	ppm	ppm	ppm
Avg	**-.00018**	**.08202**	**-.00019**	**.03719**	**.02007**	**.00003**	**.00363**	**60.348**	**.00014**
Stddev	.00041	.00194	.00902	.00095	.00037	.00000	.00204	1.018	.00020
%RSD	222.81	2.3671	4747.2	2.5510	1.8619	5.7087	56.289	1.6868	143.65
#1	.00011	.08064	-.00657	.03652	.01980	.00003	.00218	59.628	.00029
#2	-.00048	.08339	.00619	.03787	.02033	.00003	.00507	61.067	-.00000
Check ?	Chk Pass	Chk Pass	Chk Pass	Chk Pass	Chk Pass	Chk Pass	Chk Pass	Chk Pass	Chk Pass
High Limit									
Low Limit									

Elem	Co2286	Cr2055	Cu3247	Fe2599	K_7664	Li6707	Mg2790	Mn2576	Mo2020
Line	228.616 {447}	205.560 {464}	324.754 {104}	259.940 {130}	766.490 { 44}	670.784 { 50}	279.079 {121}2	257.610 {131}	202.030 {467}
Units	ppm	ppm	ppm	ppm	ppm	ppm	ppm	ppm	ppm
Avg	**.00024**	**.04270**	**-.00033**	**.09046**	**1.4216**	**.00715**	**12.729**	**.03118**	**-.00020**
Stddev	.00015	.00198	.00029	.00255	.0157	.00058	.235	.00049	.00033
%RSD	62.127	4.6474	87.282	2.8140	1.1020	8.0791	1.8498	1.5714	166.76
#1	.00035	.04130	-.00054	.08866	1.4105	.00674	12.563	.03083	-.00043
#2	.00014	.04410	-.00013	.09226	1.4327	.00755	12.896	.03152	.00004
Check ?	Chk Pass	Chk Pass	Chk Pass	Chk Pass	Chk Pass	Chk Pass	Chk Pass	Chk Pass	Chk Pass
High Limit									
Low Limit									

Elem	Na8183	Ni2316	P_1782	Pb2203	S_1820	Sb2068	Se1960	Si2881	Sn1899
Line	818.326 { 41}	231.604 {446}	178.284 {489}	220.353 {453}	182.034 {485}	206.833 {463}	196.090 {472}	288.158 {117}	189.989 {477}
Units	ppm	ppm	ppm	ppm	ppm	ppm	ppm	ppm	ppm
Avg	**22.363**	**.00521**	**.00456**	**.00144**	**22.112**	**.00072**	**.00638**	**3.3819**	**.00001**
Stddev	.476	.00036	.00170	.00016	.850	.00433	.00621	.0656	.00054
%RSD	2.1284	6.9957	37.261	10.972	3.8431	604.12	97.311	1.9388	6512.0
#1	22.026	.00495	.00336	.00155	21.511	.00378	.01077	3.3355	-.00037
#2	22.699	.00546	.00576	.00133	22.713	-.00234	.00199	3.4283	.00039
Check ?	Chk Pass	Chk Pass	Chk Pass	Chk Pass	Chk Pass	Chk Pass	Chk Pass	Chk Pass	Chk Pass
High Limit									
Low Limit									

Elem	Sr4077	Th2837	Ti3349	Tl1908	U_3701	V_2924	Zn2062	Zr3391
Line	407.771 { 83}	283.730 {119}	334.904 {101}	190.856 {477}	370.152 { 91}	292.402 {115}	206.200 {163}	339.198 { 99}
Units	ppm	ppm	ppm	ppm	ppm	ppm	ppm	ppm
Avg	**.41174**	**.00111**	**.00250**	**.00082**	**.02328**	**.00057**	**-.00034**	**.00069**
Stddev	.00848	.00080	.00022	.00171	.01139	.00018	.00194	.00022
%RSD	2.0588	72.153	8.6584	207.66	48.914	31.494	563.47	32.196
#1	.40575	.00168	.00265	.00203	.01523	.00044	.00103	.00053
#2	.41774	.00054	.00235	-.00039	.03134	.00070	-.00172	.00085
Check ?	Chk Pass	Chk Pass	Chk Pass	Chk Pass	Chk Pass	Chk Pass	Chk Pass	Chk Pass
High Limit								
Low Limit								

Int. Std.	Y_2243	Y_3600	Y_3774
Line	224.306 {450}	360.073 { 94}	377.433 { 89}
Units	Cts/S	Cts/S	Cts/S
Avg	**1465.2**	**30771.**	**5862.2**
Stddev	.1	26.	1.2
%RSD	.00793	.08446	.02004
#1	1465.1	30789.	5861.4
#2	1465.3	30752.	5863.1

Sample Name: 280-83263-A-1-B MS Acquired: 5/23/2016 16:11:22 Type: Unk
Method: 6500_026(v10) Mode: CONC Corr. Factor: 1.000000
User: kellyca Custom ID1: Custom ID2: Custom ID3:
Comment: 325962 6010C Q4

Elem	Ag3280	Al1670	Al3092	As1890	B_2089	Ba4554	Be3130	Bi2230	Ca3179
Line	328.068 {103}	167.079 {502}	309.271 {109}	189.042 {478}	208.959 {461}	455.403 { 74}	313.042 {108}	223.061 {451}	317.933 {106}
Units	ppm	ppm	ppm	ppm	ppm	ppm	ppm	ppm	ppm
Avg	**.05284**	**2.6034**	F **2.8179**	**1.1027**	**1.2441**	**2.1425**	**.05091**	**2.3011**	**352.76**
Stddev	.00025	.0027	.0118	.0028	.0028	.0138	.00014	.0037	.16
%RSD	.46969	.10273	.41972	.25464	.22555	.64623	.26634	.15973	.04417
#1	.05266	2.6053	2.8095	1.1007	1.2421	2.1327	.05082	2.3037	352.65
#2	.05301	2.6016	2.8263	1.1046	1.2461	2.1522	.05101	2.2985	352.87
Check ?	Chk Pass	Chk Pass	Chk Fail	Chk Pass	Chk Pass	Chk Pass	Chk Pass	Chk Pass	Chk Pass
High Limit			1000.0						
Low Limit			3.0000						

Elem	Cd2288	Co2286	Cr2055	Cu3247	Fe2599	K_7664	Li6707	Mg2790	Mn2576
Line	228.802 {447}	228.616 {447}	205.560 {464}	324.754 {104}	259.940 {130}	766.490 { 44}	670.784 { 50}	279.079 {121}2	257.610 {131}
Units	ppm	ppm	ppm	ppm	ppm	ppm	ppm	ppm	ppm
Avg	**.10841**	**.50195**	W **.39711**	**.26569**	**1.6025**	**61.782**	**1.1446**	**109.10**	**.66782**
Stddev	.00041	.00003	.00142	.00176	.0145	.403	.0106	.02	.00082
%RSD	.37368	.00590	.35728	.66417	.90222	.65282	.92964	.02015	.12347
#1	.10869	.50193	.39812	.26444	1.5923	61.497	1.1371	109.11	.66840
#2	.10812	.50197	.39611	.26694	1.6127	62.068	1.1521	109.08	.66723
Check ?	Chk Pass	Chk Pass	Chk Warn	Chk Pass	Chk Pass	Chk Pass	Chk Pass	Chk Pass	Chk Pass
High Limit			.10000						
Low Limit			-.01000						

Elem	Mo2020	Na8183	Ni2316	P_1782	Pb2203	S_1820	Sb2068	Se1960	Si2881
Line	202.030 {467}	818.326 { 41}	231.604 {446}	178.284 {489}	220.353 {453}	182.034 {485}	206.833 {463}	196.090 {472}	288.158 {117}
Units	ppm	ppm	ppm	ppm	ppm	ppm	ppm	ppm	ppm
Avg	**1.0724**	**168.62**	**.50859**	**11.081**	**.50120**	**105.46**	**.54759**	**2.1904**	**29.177**
Stddev	.0001	1.08	.00062	.008	.00202	.02	.00319	.0039	.209
%RSD	.00543	.63985	.12217	.07357	.40258	.01773	.58194	.17963	.71573
#1	1.0724	167.86	.50815	11.087	.50262	105.47	.54533	2.1932	29.029
#2	1.0725	169.39	.50903	11.075	.49977	105.44	.54984	2.1876	29.325
Check ?	Chk Pass	Chk Pass	Chk Pass	Chk Pass	Chk Pass	Chk Pass	Chk Pass	Chk Pass	Chk Pass
High Limit									
Low Limit									

Elem	Sn1899	Sr4077	Th2837	Ti3349	Tl1908	U_3701	V_2924	Zn2062	Zr3391
Line	189.989 {477}	407.771 { 83}	283.730 {119}	334.904 {101}	190.856 {477}	370.152 { 91}	292.402 {115}	206.200 {163}	339.198 { 99}
Units	ppm	ppm	ppm	ppm	ppm	ppm	ppm	ppm	ppm
Avg	**1.9780**	**3.0959**	**1.0257**	**.99681**	**1.8879**	**2.1648**	**.48083**	**.46313**	**.49634**
Stddev	.0100	.0189	.0044	.00532	.0072	.0202	.00063	.00468	.00251
%RSD	.50578	.61182	.42690	.53380	.38366	.93420	.13105	1.0114	.50600
#1	1.9851	3.0825	1.0288	1.0006	1.8828	2.1791	.48039	.46644	.49456
#2	1.9709	3.1093	1.0226	.99305	1.8931	2.1505	.48128	.45981	.49812
Check ?	Chk Pass	Chk Pass	Chk Pass	Chk Pass	Chk Pass	Chk Pass	Chk Pass	Chk Pass	Chk Pass
High Limit									
Low Limit									

Int. Std.	Y_2243	Y_3600	Y_3774
Line	224.306 {450}	360.073 { 94}	377.433 { 89}
Units	Cts/S	Cts/S	Cts/S
Avg	**1345.1**	**28280.**	**5696.9**
Stddev	5.0	40.	1.5
%RSD	.36987	.14232	.02677
#1	1348.6	28252.	5695.9
#2	1341.6	28309.	5698.0

Sample Name: 280-83263-A-1-C MSD Acquired: 5/23/2016 16:13:53 Type: Unk
Method: 6500_026(v10) Mode: CONC Corr. Factor: 1.000000
User: kellyca Custom ID1: Custom ID2: Custom ID3:
Comment: 325962 6010C Q4

Elem	Ag3280	Al1670	Al3092	As1890	B_2089	Ba4554	Be3130	Bi2230	Ca3179
Line	328.068 {103}	167.079 {502}	309.271 {109}	189.042 {478}	208.959 {461}	455.403 { 74}	313.042 {108}	223.061 {451}	317.933 {106}
Units	ppm	ppm	ppm	ppm	ppm	ppm	ppm	ppm	ppm
Avg	**.05255**	**2.6486**	F **2.8811**	**1.0947**	**1.2260**	**2.1331**	**.05084**	**2.2690**	**353.58**
Stddev	.00022	.0023	.0083	.0025	.0002	.0033	.00032	.0079	.78
%RSD	.41336	.08764	.28639	.22949	.01864	.15630	.62027	.34700	.21999
#1	.05240	2.6469	2.8869	1.0965	1.2262	2.1307	.05061	2.2745	353.03
#2	.05270	2.6502	2.8752	1.0929	1.2259	2.1354	.05106	2.2634	354.13
Check ?	Chk Pass	Chk Pass	Chk Fail	Chk Pass	Chk Pass	Chk Pass	Chk Pass	Chk Pass	Chk Pass
High Limit			1000.0						
Low Limit			3.0000						

Elem	Cd2288	Co2286	Cr2055	Cu3247	Fe2599	K_7664	Li6707	Mg2790	Mn2576
Line	228.802 {447}	228.616 {447}	205.560 {464}	324.754 {104}	259.940 {130}	766.490 { 44}	670.784 { 50}	279.079 {121}2	257.610 {131}
Units	ppm	ppm	ppm	ppm	ppm	ppm	ppm	ppm	ppm
Avg	**.10737**	**.50137**	W **.38937**	**.26383**	**1.7042**	**61.428**	**1.1337**	**109.03**	**.68061**
Stddev	.00040	.00083	.00128	.00035	.0071	.052	.0026	.22	.00122
%RSD	.37619	.16490	.32945	.13081	.41882	.08511	.23023	.19828	.17927
#1	.10766	.50195	.38846	.26358	1.6991	61.391	1.1318	108.88	.67975
#2	.10709	.50078	.39028	.26407	1.7092	61.465	1.1355	109.18	.68147
Check ?	Chk Pass	Chk Pass	Chk Warn	Chk Pass	Chk Pass	Chk Pass	Chk Pass	Chk Pass	Chk Pass
High Limit			.10000						
Low Limit			-.01000						

Elem	Mo2020	Na8183	Ni2316	P_1782	Pb2203	S_1820	Sb2068	Se1960	Si2881
Line	202.030 {467}	818.326 { 41}	231.604 {446}	178.284 {489}	220.353 {453}	182.034 {485}	206.833 {463}	196.090 {472}	288.158 {117}
Units	ppm	ppm	ppm	ppm	ppm	ppm	ppm	ppm	ppm
Avg	**1.0701**	**167.54**	**.50709**	**10.945**	**.49979**	**103.86**	**.53336**	**2.1446**	**29.384**
Stddev	.0021	.59	.00190	.037	.00155	.11	.00334	.0102	.011
%RSD	.19948	.35018	.37540	.34006	.30995	.10666	.62583	.47402	.03790
#1	1.0686	167.12	.50575	10.919	.50088	103.79	.53100	2.1518	29.392
#2	1.0716	167.95	.50844	10.972	.49869	103.94	.53572	2.1374	29.376
Check ?	Chk Pass	Chk Pass	Chk Pass	Chk Pass	Chk Pass	Chk Pass	Chk Pass	Chk Pass	Chk Pass
High Limit									
Low Limit									

Elem	Sn1899	Sr4077	Th2837	Ti3349	Tl1908	U_3701	V_2924	Zn2062	Zr3391
Line	189.989 {477}	407.771 { 83}	283.730 {119}	334.904 {101}	190.856 {477}	370.152 { 91}	292.402 {115}	206.200 {163}	339.198 { 99}
Units	ppm	ppm	ppm	ppm	ppm	ppm	ppm	ppm	ppm
Avg	**1.9648**	**3.0769**	**1.0303**	**.99398**	**1.8762**	**2.1807**	**.48449**	**.47202**	**.49533**
Stddev	.0024	.0042	.0013	.00180	.0040	.0106	.00138	.00170	.00107
%RSD	.12157	.13764	.12495	.18138	.21477	.48529	.28539	.35910	.21670
#1	1.9664	3.0739	1.0312	.99270	1.8790	2.1882	.48351	.47082	.49457
#2	1.9631	3.0799	1.0294	.99525	1.8733	2.1733	.48547	.47322	.49608
Check ?	Chk Pass	Chk Pass	Chk Pass	Chk Pass	Chk Pass	Chk Pass	Chk Pass	Chk Pass	Chk Pass
High Limit									
Low Limit									

Int. Std.	Y_2243	Y_3600	Y_3774
Line	224.306 {450}	360.073 { 94}	377.433 { 89}
Units	Cts/S	Cts/S	Cts/S
Avg	**1352.3**	**28176.**	**5659.5**
Stddev	1.4	56.	26.5
%RSD	.10121	.19897	.46854
#1	1351.3	28216.	5678.3
#2	1353.3	28137.	5640.8

Sample Name: 280-83263-A-1-A PDS Acquired: 5/23/2016 16:16:26 Type: Unk
Method: 6500_026(v10) Mode: CONC Corr. Factor: 1.000000
User: kellyca Custom ID1: Custom ID2: Custom ID3:
Comment: 325962 6010C Q4

Elem	Ag3280	Al1670	As1890	B_2089	Ba4554	Be3130	Bi2230	Ca3179	Cd2288
Line	328.068 {103}	167.079 {502}	189.042 {478}	208.959 {461}	455.403 { 74}	313.042 {108}	223.061 {451}	317.933 {106}	228.802 {447}
Units	ppm	ppm	ppm	ppm	ppm	ppm	ppm	ppm	ppm
Avg	**.01651**	**1.2979**	**.21378**	**.26310**	**.20076**	**.04925**	**.00364**	**321.08**	**.05382**
Stddev	.00039	.0012	.00528	.00023	.00001	.00009	.00019	.16	.00002
%RSD	2.3407	.08874	2.4705	.08775	.00652	.19033	5.2505	.04915	.02804
#1	.01678	1.2970	.21751	.26326	.20076	.04931	.00378	321.19	.05381
#2	.01624	1.2987	.21004	.26294	.20077	.04918	.00351	320.97	.05383
Check ?	Chk Pass	Chk Pass	Chk Pass	Chk Pass	Chk Pass	Chk Pass	Chk Pass	Chk Pass	Chk Pass
High Limit									
Low Limit									

Elem	Co2286	Cr2055	Cu3247	Fe2599	K_7664	Li6707	Mg2790	Mn2576	Mo2020
Line	228.616 {447}	205.560 {464}	324.754 {104}	259.940 {130}	766.490 { 44}	670.784 { 50}	279.079 {121}2	257.610 {131}	202.030 {467}
Units	ppm	ppm	ppm	ppm	ppm	ppm	ppm	ppm	ppm
Avg	**.05041**	W **.23460**	**.05252**	**1.3525**	**28.470**	**.14662**	**78.897**	**.19372**	**.05263**
Stddev	.00033	.00068	.00009	.0055	.072	.00122	.247	.00004	.00012
%RSD	.66094	.29039	.16876	.40311	.25200	.82871	.31343	.02189	.22008
#1	.05065	.23508	.05246	1.3564	28.419	.14576	78.722	.19375	.05271
#2	.05018	.23412	.05258	1.3487	28.521	.14748	79.072	.19369	.05255
Check ?	Chk Pass	Chk Warn	Chk Pass	Chk Pass	Chk Pass	Chk Pass	Chk Pass	Chk Pass	Chk Pass
High Limit		.10000							
Low Limit		-.01000							

Elem	Na8183	Ni2316	P_1782	Pb2203	S_1820	Sb2068	Se1960	Si2881	Sn1899
Line	818.326 { 41}	231.604 {446}	178.284 {489}	220.353 {453}	182.034 {485}	206.833 {463}	196.090 {472}	288.158 {117}	189.989 {477}
Units	ppm	ppm	ppm	ppm	ppm	ppm	ppm	ppm	ppm
Avg	**134.58**	**.06785**	**2.1702**	**.09757**	**101.27**	**.10461**	**.22337**	**22.596**	**.09649**
Stddev	.70	.00010	.0038	.00058	.14	.00083	.00031	.030	.00214
%RSD	.51935	.14785	.17589	.59648	.14110	.79150	.13718	.13335	2.2130
#1	134.09	.06792	2.1675	.09798	101.37	.10519	.22359	22.574	.09800
#2	135.08	.06777	2.1729	.09716	101.17	.10402	.22316	22.617	.09498
Check ?	Chk Pass	Chk Pass	Chk Pass	Chk Pass	Chk Pass	Chk Pass	Chk Pass	Chk Pass	Chk Pass
High Limit									
Low Limit									

Elem	Sr4077	Th2837	Ti3349	Tl1908	U_3701	V_2924	Zn2062	Zr3391
Line	407.771 { 83}	283.730 {119}	334.904 {101}	190.856 {477}	370.152 { 91}	292.402 {115}	206.200 {163}	339.198 { 99}
Units	ppm	ppm	ppm	ppm	ppm	ppm	ppm	ppm
Avg	**2.1327**	**.20359**	**.05972**	**.19373**	**.51610**	**.05043**	**.19057**	**.04829**
Stddev	.0059	.00459	.00040	.00139	.00465	.00055	.00025	.00203
%RSD	.27551	2.2521	.66171	.71543	.90067	1.0934	.13299	4.1966
#1	2.1286	.20035	.06000	.19471	.51281	.05004	.19075	.04686
#2	2.1369	.20684	.05944	.19275	.51939	.05082	.19039	.04973
Check ?	Chk Pass	Chk Pass	Chk Pass	Chk Pass	Chk Pass	Chk Pass	Chk Pass	Chk Pass
High Limit								
Low Limit								

Int. Std.	Y_2243	Y_3600	Y_3774
Line	224.306 {450}	360.073 { 94}	377.433 { 89}
Units	Cts/S	Cts/S	Cts/S
Avg	**1359.9**	**28476.**	**5691.5**
Stddev	.9	5.	26.1
%RSD	.06981	.01581	.45884
#1	1359.2	28472.	5673.0
#2	1360.5	28479.	5709.9

Sample Name: ccvh-3900196 Acquired: 5/23/2016 16:19:07 Type: QC
Method: 6500_026(v10) Mode: CONC Corr. Factor: 1.000000
User: kellyca Custom ID1: Custom ID2: Custom ID3:
Comment:

Elem	Ag3280	Al3092	As1890	B_2089	Ba4554	Be3130	Bi2230	Ca3179	Cd2288	Co2286	Cr2055	Cu3247	Fe2714
Units	ppm	ppm	ppm	ppm	ppm	ppm	ppm	ppm	ppm	ppm	ppm	ppm	ppm
Avg	**.00121**	**48.881**	**.00333**	**.00573**	**.00203**	**.00141**	**1.0623**	**.00330**	**.00067**	**.00512**	**.00116**	**.00689**	**49.300**
Stddev	.00071	.362	.00087	.00007	.00002	.00007	.0101	.01422	.00006	.00001	.00060	.00020	.018
%RSD	58.854	.73971	26.022	1.2550	1.0482	4.9811	.95219	431.05	9.4587	.14044	51.510	2.8991	.03735
#1	.00071	48.626	.00395	.00578	.00205	.00146	1.0695	.01336	.00063	.00512	.00159	.00703	49.287
#2	.00171	49.137	.00272	.00568	.00202	.00136	1.0552	-.00676	.00072	.00511	.00074	.00675	49.313
Check ?	None	Chk Pass	None	None	None	None	Chk Pass	None	None	None	None	None	Chk Pass
Value													
Range													

Elem	K_7664	Li6707	Mg2790	Mn2576	Mo2020	Na8183	Ni2316	P_1782	Pb2203	S_1820	Sb2068	Se1960	Si2881
Units	ppm	ppm	ppm	ppm	ppm	ppm	ppm	ppm	ppm	ppm	ppm	ppm	ppm
Avg	**.18601**	**.00346**	**.22693**	**.00068**	**-.00047**	**254.57**	**.00162**	**.00779**	**.00120**	**5.1044**	**.00269**	**.01296**	**.03004**
Stddev	.01849	.00094	.00892	.00015	.00045	1.05	.00040	.00060	.00020	.0441	.00088	.00075	.01016
%RSD	9.9400	27.277	3.9290	22.006	95.285	.41159	24.551	7.6672	16.841	.86407	32.579	5.8025	33.826
#1	.17294	.00413	.23323	.00057	-.00079	253.83	.00190	.00737	.00135	5.1356	.00207	.01349	.02286
#2	.19909	.00279	.22062	.00078	-.00015	255.31	.00134	.00822	.00106	5.0732	.00330	.01242	.03723
Check ?	None	None	None	None	None	Chk Pass	None	None	None	Chk Pass	None	None	None
Value													
Range													

Elem	Sn1899	Sr4077	Th2837	Ti3349	Tl1908	U_3701	V_2924	Zn2062	Zr3391
Units	ppm	ppm	ppm	ppm	ppm	ppm	ppm	ppm	ppm
Avg	**.00499**	**.00219**	**5.0522**	**.02624**	**.00222**	**10.409**	**-.01529**	**.00025**	**-.01208**
Stddev	.00153	.00004	.0079	.00046	.00067	.022	.00060	.00027	.00166
%RSD	30.607	1.8884	.15673	1.7488	30.379	.21031	3.8983	110.26	13.712
#1	.00391	.00222	5.0578	.02592	.00174	10.393	-.01487	.00005	-.01326
#2	.00607	.00216	5.0466	.02657	.00270	10.424	-.01572	.00044	-.01091
Check ?	None	None	Chk Pass	None	None	Chk Pass	None	None	None
Value									
Range									

Int. Std.	Y_2243	Y_3600	Y_3774
Units	Cts/S	Cts/S	Cts/S
Avg	**1451.3**	**30070.**	**5855.4**
Stddev	6.5	16.	13.3
%RSD	.44738	.05241	.22681
#1	1446.7	30081.	5864.8
#2	1455.9	30059.	5846.1

Sample Name: ccv-3900195 Acquired: 5/23/2016 16:21:57 Type: QC
Method: 6500_026(v10) Mode: CONC Corr. Factor: 1.000000
User: kellyca Custom ID1: Custom ID2: Custom ID3:
Comment:

Elem	Ag3280	Al1670	As1890	B_2089	Ba4554	Be3130	Bi2230	Ca3179	Cd2288	Co2286	Cr2055	Cu3247	Fe2599	K_7664
Units	ppm	ppm	ppm	ppm	ppm	ppm	ppm	ppm	ppm	ppm	ppm	ppm	ppm	ppm
Avg	**.47827**	**.52002**	**1.0099**	**.52946**	**.49182**	**.49659**	**.00296**	**5.0753**	**.51346**	**.51467**	**.50960**	**.48694**	**2.4992**	**49.546**
Stddev	.00064	.00163	.0007	.00068	.00216	.00073	.00218	.0065	.00224	.00111	.00143	.00130	.0001	.112
%RSD	.13433	.31400	.06693	.12752	.43884	.14639	73.431	.12757	.43581	.21646	.28040	.26599	.00408	.22553
#1	.47872	.52117	1.0094	.52994	.49029	.49608	.00450	5.0707	.51505	.51546	.51061	.48602	2.4993	49.467
#2	.47782	.51886	1.0104	.52898	.49335	.49711	.00143	5.0799	.51188	.51389	.50859	.48785	2.4991	49.625
Check ?	Chk Pass	Chk Pass	Chk Pass	Chk Pass	Chk Pass	Chk Pass	None	Chk Pass	Chk Pass	Chk Pass	Chk Pass	Chk Pass	Chk Pass	Chk Pass
Value														
Range														

Elem	Li6707	Mg2790	Mn2576	Mo2020	Na5895	Ni2316	P_1782	Pb2203	S_1820	Sb2068	Se1960	Si2881	Sn1899	Sr4077
Units	ppm	ppm	ppm	ppm	ppm	ppm	ppm	ppm	ppm	ppm	ppm	ppm	ppm	ppm
Avg	**1.0188**	**19.175**	**.48970**	**.51521**	**5.0978**	**.50608**	**.99857**	**1.0501**	**.00589**	**1.0016**	**1.0063**	**4.9514**	**.99968**	**.47762**
Stddev	.0027	.018	.00046	.00056	.0061	.00116	.00181	.0016	.00393	.0001	.0015	.0071	.00092	.00143
%RSD	.26493	.09211	.09429	.10862	.11887	.22825	.18110	.14854	66.670	.01384	.14773	.14346	.09161	.29910
#1	1.0169	19.188	.49003	.51481	5.0936	.50690	.99729	1.0512	.00311	1.0015	1.0074	4.9464	.99903	.47661
#2	1.0207	19.163	.48938	.51560	5.1021	.50527	.99985	1.0490	.00867	1.0017	1.0053	4.9564	1.0003	.47863
Check ?	Chk Pass	Chk Pass	Chk Pass	Chk Pass	Chk Pass	Chk Pass	Chk Pass	Chk Pass	None	Chk Pass	Chk Pass	Chk Pass	Chk Pass	Chk Pass
Value														
Range														

Elem	Th2837	Ti3349	Tl1908	U_3701	V_2924	Zn2062	Zr3391
Units	ppm	ppm	ppm	ppm	ppm	ppm	ppm
Avg	**.00565**	**.47139**	**1.0289**	**.02748**	**.46910**	**.47974**	**.49391**
Stddev	.00087	.00025	.0009	.00469	.00107	.00396	.00008
%RSD	15.341	.05281	.08377	17.066	.22758	.82442	.01547
#1	.00626	.47121	1.0283	.02416	.46985	.48254	.49386
#2	.00503	.47157	1.0295	.03080	.46834	.47694	.49397
Check ?	None	Chk Pass	Chk Pass	None	Chk Pass	Chk Pass	Chk Pass
Value							
Range							

Int. Std.	Y_2243	Y_3600	Y_3774
Units	Cts/S	Cts/S	Cts/S
Avg	**1493.8**	**31273.**	**5948.9**
Stddev	1.9	116.	13.1
%RSD	.12448	.37205	.21995
#1	1495.2	31191.	5939.7
#2	1492.5	31355.	5958.2

Sample Name: ccb Acquired: 5/23/2016 16:24:35 Type: QC
Method: 6500_026(v10) Mode: CONC Corr. Factor: 1.000000
User: kellyca Custom ID1: Custom ID2: Custom ID3:
Comment:

Elem	Ag3280	Al1670	As1890	B_2089	Ba4554	Be3130	Bi2230	Ca3179	Cd2288	Co2286	Cr2055	Cu3247
Units	ppm	ppm	ppm	ppm	ppm	ppm	ppm	ppm	ppm	ppm	ppm	ppm
Avg	**.00056**	**.00116**	**-.00097**	W **.00271**	**.00024**	**.00004**	**.00198**	**-.00002**	**.00017**	**-.00004**	**-.00004**	**-.00124**
Stddev	.00014	.00046	.00203	.00069	.00001	.00004	.00122	.00072	.00025	.00017	.00008	.00019
%RSD	25.169	39.940	209.44	25.583	3.9098	93.147	61.714	3735.4	146.47	433.60	191.31	15.429
#1	.00066	.00083	-.00241	.00320	.00024	.00007	.00285	-.00053	.00034	-.00016	-.00010	-.00138
#2	.00046	.00148	.00047	.00222	.00023	.00001	.00112	.00049	-.00001	.00008	.00002	-.00111
Check ?	Chk Pass	Chk Pass	Chk Pass	Chk Warn	Chk Pass	Chk Pass	None	Chk Pass	Chk Pass	Chk Pass	Chk Pass	Chk Pass
High Limit				.00156								
Low Limit				-.00156								

Elem	Fe2599	K_7664	Li6707	Mg2790	Mn2576	Mo2020	Na5895	Ni2316	P_1782	Pb2203	S_1820	Sb2068
Units	ppm	ppm	ppm	ppm	ppm	ppm	ppm	ppm	ppm	ppm	ppm	ppm
Avg	**.00444**	**.04330**	**-.00037**	**.00320**	**-.00001**	**.00049**	**.02651**	**-.00011**	**-.00201**	**.00218**	**.00565**	W **.00462**
Stddev	.00159	.00122	.00082	.00107	.00000	.00003	.00372	.00007	.00217	.00167	.00231	.00063
%RSD	35.890	2.8277	221.69	33.399	47.261	6.7359	14.034	62.140	108.03	76.656	40.882	13.625
#1	.00556	.04417	.00021	.00396	-.00001	.00047	.02388	-.00006	-.00354	.00335	.00402	.00418
#2	.00331	.04243	-.00095	.00245	-.00000	.00052	.02914	-.00016	-.00047	.00100	.00728	.00507
Check ?	Chk Pass	Chk Pass	Chk Pass	Chk Pass	Chk Pass	Chk Pass	Chk Pass	Chk Pass	Chk Pass	Chk Pass	None	Chk Warn
High Limit												.00314
Low Limit												-.00314

Elem	Se1960	Si2881	Sn1899	Sr4077	Th2837	Ti3349	Tl1908	U_3701	V_2924	Zn2062	Zr3391
Units	ppm	ppm	ppm	ppm	ppm	ppm	ppm	ppm	ppm	ppm	ppm
Avg	W **.00574**	**.00475**	**.00008**	**.00007**	**.00083**	**.00022**	**.00136**	**.00600**	**.00023**	**-.00014**	**.00013**
Stddev	.00412	.00387	.00018	.00003	.00178	.00024	.00037	.00977	.00076	.00043	.00283
%RSD	71.823	81.457	214.65	39.529	214.49	111.34	27.138	162.78	335.27	302.22	2098.2
#1	.00283	.00749	.00021	.00009	.00209	.00005	.00162	.01291	.00076	.00016	-.00187
#2	.00866	.00201	-.00004	.00005	-.00043	.00039	.00110	-.00091	-.00031	-.00044	.00214
Check ?	Chk Warn	Chk Pass	Chk Pass	Chk Pass	Chk Pass	Chk Pass	Chk Pass	Chk Pass	Chk Pass	Chk Pass	Chk Pass
High Limit	.00486										
Low Limit	-.00486										

Int. Std.	Y_2243	Y_3600	Y_3774
Units	Cts/S	Cts/S	Cts/S
Avg	**1506.3**	**31982.**	**6014.6**
Stddev	.3	151.	28.3
%RSD	.02050	.47294	.47062
#1	1506.6	32089.	6034.6
#2	1506.1	31875.	5994.6

Sample Name: ccvl-3907489 Acquired: 5/23/2016 16:27:23 Type: QC
Method: 6500_026(v10) Mode: CONC Corr. Factor: 1.000000
User: kellyca Custom ID1: Custom ID2: Custom ID3:
Comment:

Elem	Ag3280	Al1670	As1890	B_2089	Ba4554	Be3130	Bi2230	Ca3179	Cd2288	Co2286	Cr2055	Cu3247
Units	ppm	ppm	ppm	ppm	ppm	ppm	ppm	ppm	ppm	ppm	ppm	ppm
Avg	**.01003**	**.10902**	**.01394**	**.10651**	**.01035**	**.00098**	**.11634**	**.20138**	**.00547**	**.01069**	**.01056**	**.01387**
Stddev	.00031	.00261	.00140	.00011	.00016	.00009	.00359	.00546	.00006	.00032	.00023	.00002
%RSD	3.0443	2.3899	10.015	.10119	1.5294	8.7983	3.0895	2.7106	1.0985	3.0357	2.1315	.12564
#1	.00981	.11086	.01493	.10643	.01047	.00092	.11888	.20524	.00551	.01092	.01072	.01388
#2	.01024	.10717	.01296	.10659	.01024	.00104	.11379	.19752	.00543	.01046	.01040	.01386
Check ?	Chk Pass	Chk Pass	Chk Pass	Chk Pass	Chk Pass	Chk Pass	Chk Pass	Chk Pass	Chk Pass	Chk Pass	Chk Pass	Chk Pass
Value												
Range												

Elem	Fe2599	K_7664	Li6707	Mg2790	Mn2576	Mo2020	Na5895	Ni2316	P_1782	Pb2203	S_1820	Sb2068
Units	ppm	ppm	ppm	ppm	ppm	ppm	ppm	ppm	ppm	ppm	ppm	ppm
Avg	**.10956**	**3.0180**	**.01039**	**.19852**	**.01004**	**.02086**	**1.0456**	**.04122**	**2.9326**	**.01084**	**.00088**	**.02212**
Stddev	.00121	.0055	.00110	.00097	.00008	.00035	.0021	.00029	.0081	.00148	.00019	.00127
%RSD	1.1017	.18146	10.579	.49005	.79329	1.6889	.20004	.71546	.27475	13.613	21.101	5.7564
#1	.10871	3.0141	.00962	.19783	.00998	.02111	1.0441	.04143	2.9383	.01189	.00075	.02122
#2	.11042	3.0219	.01117	.19921	.01009	.02061	1.0471	.04101	2.9269	.00980	.00101	.02302
Check ?	Chk Pass	Chk Pass	Chk Pass	Chk Pass	Chk Pass	Chk Pass	Chk Pass	Chk Pass	Chk Pass	Chk Pass	None	Chk Pass
Value												
Range												

Elem	Se1960	Si2881	Sn1899	Sr4077	Th2837	Ti3349	Tl1908	U_3701	V_2924	Zn2062	Zr3391
Units	ppm	ppm	ppm	ppm	ppm	ppm	ppm	ppm	ppm	ppm	ppm
Avg	F **.02111**	**.51077**	**.10263**	**.00975**	**.01667**	**.00934**	**.01660**	**.06261**	**.00949**	**.01921**	**.01524**
Stddev	.00120	.01216	.00054	.00008	.00119	.00027	.00319	.01274	.00022	.00055	.00012
%RSD	5.6971	2.3802	.52506	.85334	7.1497	2.8673	19.221	20.342	2.3685	2.8570	.77463
#1	.02196	.50217	.10301	.00969	.01582	.00915	.01885	.05361	.00933	.01883	.01532
#2	.02026	.51937	.10225	.00981	.01751	.00953	.01434	.07162	.00965	.01960	.01515
Check ?	Chk Fail	Chk Pass	Chk Pass	Chk Pass	Chk Pass	Chk Pass	Chk Pass	Chk Pass	Chk Pass	Chk Pass	Chk Pass
Value	.01500										
Range	30.000%										

Int. Std.	Y_2243	Y_3600	Y_3774
Units	Cts/S	Cts/S	Cts/S
Avg	**1515.3**	**32196.**	**5992.0**
Stddev	3.7	61.	25.1
%RSD	.24599	.18938	.41844
#1	1512.6	32153.	6009.7
#2	1517.9	32240.	5974.2

Sample Name: 280-83263-A-2-A Acquired: 5/23/2016 16:30:10 Type: Unk
Method: 6500_026(v10) Mode: CONC Corr. Factor: 1.000000
User: kellyca Custom ID1: Custom ID2: Custom ID3:
Comment: 325962 6010C Q4

Elem	Ag3280	Al1670	As1890	B_2089	Ba4554	Be3130	Bi2230	Ca3179	Cd2288
Line	328.068 {103}	167.079 {502}	189.042 {478}	208.959 {461}	455.403 { 74}	313.042 {108}	223.061 {451}	317.933 {106}	228.802 {447}
Units	ppm	ppm	ppm	ppm	ppm	ppm	ppm	ppm	ppm
Avg	**.00034**	**.50409**	**-.00744**	**.15413**	**.10485**	**.00011**	**.00069**	**303.63**	**.00024**
Stddev	.00022	.00565	.00388	.00093	.00011	.00005	.00069	.40	.00017
%RSD	64.628	1.1212	52.221	.60563	.10528	50.454	100.03	.13325	71.097
#1	.00050	.50808	-.00469	.15479	.10478	.00007	.00020	303.92	.00012
#2	.00019	.50009	-.01019	.15347	.10493	.00015	.00118	303.35	.00036
Check ?	Chk Pass	Chk Pass	Chk Pass	Chk Pass	Chk Pass	Chk Pass	Chk Pass	Chk Pass	Chk Pass
High Limit									
Low Limit									

Elem	Co2286	Cr2055	Cu3247	Fe2599	K_7664	Li6707	Mg2790	Mn2576	Mo2020
Line	228.616 {447}	205.560 {464}	324.754 {104}	259.940 {130}	766.490 { 44}	670.784 { 50}	279.079 {121}2	257.610 {131}	202.030 {467}
Units	ppm	ppm	ppm	ppm	ppm	ppm	ppm	ppm	ppm
Avg	**.00038**	W **.18501**	**.00063**	**.51905**	**7.5437**	**.03980**	**60.365**	**.20923**	**.00070**
Stddev	.00050	.00024	.00008	.00048	.0037	.00110	.080	.00088	.00040
%RSD	131.12	.13176	12.049	.09194	.04876	2.7526	.13176	.42135	57.729
#1	.00073	.18518	.00068	.51871	7.5411	.03902	60.309	.20860	.00041
#2	.00003	.18484	.00057	.51938	7.5463	.04057	60.421	.20985	.00099
Check ?	Chk Pass	Chk Warn	Chk Pass	Chk Pass	Chk Pass	Chk Pass	Chk Pass	Chk Pass	Chk Pass
High Limit		.10000							
Low Limit		-.01000							

Elem	Na8183	Ni2316	P_1782	Pb2203	S_1820	Sb2068	Se1960	Si2881	Sn1899
Line	818.326 { 41}	231.604 {446}	178.284 {489}	220.353 {453}	182.034 {485}	206.833 {463}	196.090 {472}	288.158 {117}	189.989 {477}
Units	ppm	ppm	ppm	ppm	ppm	ppm	ppm	ppm	ppm
Avg	**114.18**	**.02083**	**.01697**	W **-.00313**	**101.21**	**.00052**	**.01126**	**18.316**	**-.00046**
Stddev	.25	.00034	.00018	.00178	.11	.00017	.00507	.029	.00056
%RSD	.22323	1.6223	1.0413	56.937	.11130	32.573	45.024	.15619	122.40
#1	114.00	.02107	.01685	-.00187	101.29	.00064	.00768	18.336	-.00085
#2	114.36	.02059	.01710	-.00440	101.13	.00040	.01485	18.296	-.00006
Check ?	Chk Pass	Chk Pass	Chk Pass	Chk Warn	Chk Pass	Chk Pass	Chk Pass	Chk Pass	Chk Pass
High Limit				10.000					
Low Limit				-.00300					

Elem	Sr4077	Th2837	Ti3349	Tl1908	U_3701	V_2924	Zn2062	Zr3391
Line	407.771 { 83}	283.730 {119}	334.904 {101}	190.856 {477}	370.152 { 91}	292.402 {115}	206.200 {163}	339.198 { 99}
Units	ppm	ppm	ppm	ppm	ppm	ppm	ppm	ppm
Avg	**2.1081**	**-.00056**	**.01681**	**.00055**	**.01790**	**.00344**	**.00143**	**-.00008**
Stddev	.0022	.00135	.00085	.00028	.00563	.00042	.00050	.00004
%RSD	.10232	241.46	5.0636	51.724	31.430	12.096	34.892	48.615
#1	2.1096	-.00151	.01741	.00035	.02188	.00373	.00108	-.00005
#2	2.1065	.00039	.01621	.00074	.01392	.00315	.00179	-.00011
Check ?	Chk Pass	Chk Pass	Chk Pass	Chk Pass	Chk Pass	Chk Pass	Chk Pass	Chk Pass
High Limit								
Low Limit								

Int. Std.	Y_2243	Y_3600	Y_3774
Line	224.306 {450}	360.073 { 94}	377.433 { 89}
Units	Cts/S	Cts/S	Cts/S
Avg	**1373.2**	**28642.**	**5767.1**
Stddev	1.1	11.	2.7
%RSD	.07962	.03725	.04631
#1	1374.0	28650.	5765.2
#2	1372.4	28635.	5769.0

Sample Name: 280-83263-A-3-A Acquired: 5/23/2016 16:32:53 Type: Unk
Method: 6500_026(v10) Mode: CONC Corr. Factor: 1.000000
User: kellyca Custom ID1: Custom ID2: Custom ID3:
Comment: 325962 6010C Q4

Elem	Ag3280	Al1670	As1890	B_2089	Ba4554	Be3130	Bi2230	Ca3179	Cd2288
Line	328.068 {103}	167.079 {502}	189.042 {478}	208.959 {461}	455.403 { 74}	313.042 {108}	223.061 {451}	317.933 {106}	228.802 {447}
Units	ppm	ppm	ppm	ppm	ppm	ppm	ppm	ppm	ppm
Avg	**.00042**	**.12764**	**.00076**	**.09677**	**.10951**	**.00003**	**.00094**	**250.94**	**.00037**
Stddev	.00042	.00353	.00091	.00037	.00071	.00006	.00007	3.27	.00038
%RSD	100.15	2.7650	118.55	.38186	.65102	181.13	6.9084	1.3018	102.56
#1	.00012	.12515	.00141	.09703	.10900	-.00001	.00099	248.63	.00010
#2	.00072	.13014	.00012	.09651	.11001	.00007	.00090	253.25	.00065
Check ?	Chk Pass	Chk Pass	Chk Pass	Chk Pass	Chk Pass	Chk Pass	Chk Pass	Chk Pass	Chk Pass
High Limit									
Low Limit									

Elem	Co2286	Cr2055	Cu3247	Fe2599	K_7664	Li6707	Mg2790	Mn2576	Mo2020
Line	228.616 {447}	205.560 {464}	324.754 {104}	259.940 {130}	766.490 { 44}	670.784 { 50}	279.079 {121}2	257.610 {131}	202.030 {467}
Units	ppm	ppm	ppm	ppm	ppm	ppm	ppm	ppm	ppm
Avg	**.00036**	**.07058**	**.00108**	**.15550**	**8.1841**	**.09256**	**53.393**	**.16494**	**-.00003**
Stddev	.00022	.00030	.00008	.00107	.0430	.00067	.105	.00025	.00065
%RSD	61.810	.43072	7.6695	.68858	.52550	.72405	.19573	.15316	1990.6
#1	.00020	.07080	.00102	.15474	8.1537	.09209	53.319	.16476	.00043
#2	.00052	.07037	.00114	.15626	8.2145	.09304	53.467	.16512	-.00050
Check ?	Chk Pass	Chk Pass	Chk Pass	Chk Pass	Chk Pass	Chk Pass	Chk Pass	Chk Pass	Chk Pass
High Limit									
Low Limit									

Elem	Na8183	Ni2316	P_1782	Pb2203	S_1820	Sb2068	Se1960	Si2881	Sn1899
Line	818.326 { 41}	231.604 {446}	178.284 {489}	220.353 {453}	182.034 {485}	206.833 {463}	196.090 {472}	288.158 {117}	189.989 {477}
Units	ppm	ppm	ppm	ppm	ppm	ppm	ppm	ppm	ppm
Avg	**80.877**	**.01829**	**.01081**	**-.00277**	**57.974**	**.00011**	**.01105**	**28.580**	**-.00042**
Stddev	.626	.00048	.00089	.00143	.039	.00160	.00162	.312	.00072
%RSD	.77461	2.5968	8.2213	51.617	.06653	1394.1	14.699	1.0929	173.54
#1	80.434	.01863	.01144	-.00378	57.947	-.00101	.00990	28.359	.00009
#2	81.320	.01796	.01018	-.00176	58.001	.00124	.01220	28.801	-.00093
Check ?	Chk Pass	Chk Pass	Chk Pass	Chk Pass	Chk Pass	Chk Pass	Chk Pass	Chk Pass	Chk Pass
High Limit									
Low Limit									

Elem	Sr4077	Th2837	Ti3349	Tl1908	U_3701	V_2924	Zn2062	Zr3391
Line	407.771 { 83}	283.730 {119}	334.904 {101}	190.856 {477}	370.152 { 91}	292.402 {115}	206.200 {163}	339.198 { 99}
Units	ppm	ppm	ppm	ppm	ppm	ppm	ppm	ppm
Avg	**2.8653**	**.00223**	**.00482**	**.00067**	**.01671**	**.00488**	**.00333**	**.00037**
Stddev	.0195	.00068	.00035	.00153	.00701	.00043	.00018	.00008
%RSD	.68140	30.647	7.1709	230.33	41.940	8.7828	5.2740	22.550
#1	2.8515	.00175	.00507	-.00042	.02167	.00519	.00346	.00042
#2	2.8791	.00271	.00458	.00175	.01176	.00458	.00321	.00031
Check ?	Chk Pass	Chk Pass	Chk Pass	Chk Pass	Chk Pass	Chk Pass	Chk Pass	Chk Pass
High Limit								
Low Limit								

Int. Std.	Y_2243	Y_3600	Y_3774
Line	224.306 {450}	360.073 { 94}	377.433 { 89}
Units	Cts/S	Cts/S	Cts/S
Avg	**1398.0**	**29165.**	**5798.5**
Stddev	2.2	33.	75.4
%RSD	.15516	.11192	1.3002
#1	1399.5	29142.	5851.8
#2	1396.5	29188.	5745.2

Sample Name: 280-83263-A-4-A Acquired: 5/23/2016 16:35:36 Type: Unk
Method: 6500_026(v10) Mode: CONC Corr. Factor: 1.000000
User: kellyca Custom ID1: Custom ID2: Custom ID3:
Comment: 325962 6010C Q4

Elem	Ag3280	Al1670	As1890	B_2089	Ba4554	Be3130	Bi2230	Ca3179	Cd2288
Line	328.068 {103}	167.079 {502}	189.042 {478}	208.959 {461}	455.403 { 74}	313.042 {108}	223.061 {451}	317.933 {106}	228.802 {447}
Units	ppm	ppm	ppm	ppm	ppm	ppm	ppm	ppm	ppm
Avg	**.00051**	**.03497**	**-.00500**	**.07870**	**.09922**	**-.00003**	**-.00223**	**217.16**	**.00044**
Stddev	.00056	.00094	.00252	.00226	.00063	.00008	.00131	.72	.00023
%RSD	109.85	2.6814	50.393	2.8704	.63068	278.07	58.613	.33248	52.694
#1	.00011	.03431	-.00322	.07710	.09878	-.00008	-.00131	216.65	.00028
#2	.00091	.03564	-.00678	.08030	.09967	.00003	-.00316	217.67	.00061
Check ?	Chk Pass	Chk Pass	Chk Pass	Chk Pass	Chk Pass	Chk Pass	Chk Pass	Chk Pass	Chk Pass
High Limit									
Low Limit									

Elem	Co2286	Cr2055	Cu3247	Fe2599	K_7664	Li6707	Mg2790	Mn2576	Mo2020
Line	228.616 {447}	205.560 {464}	324.754 {104}	259.940 {130}	766.490 { 44}	670.784 { 50}	279.079 {121}2	257.610 {131}	202.030 {467}
Units	ppm	ppm	ppm	ppm	ppm	ppm	ppm	ppm	ppm
Avg	**-.00014**	**.01574**	**.00027**	**.07914**	**7.9084**	**.07316**	**42.267**	**.11514**	**.00030**
Stddev	.00017	.00035	.00047	.00166	.0264	.00085	.052	.00033	.00013
%RSD	115.47	2.2072	170.60	2.0936	.33424	1.1595	.12234	.28658	41.588
#1	-.00003	.01550	.00060	.07796	7.8897	.07376	42.304	.11537	.00021
#2	-.00026	.01599	-.00006	.08031	7.9270	.07256	42.231	.11490	.00039
Check ?	Chk Pass	Chk Pass	Chk Pass	Chk Pass	Chk Pass	Chk Pass	Chk Pass	Chk Pass	Chk Pass
High Limit									
Low Limit									

Elem	Na8183	Ni2316	P_1782	Pb2203	S_1820	Sb2068	Se1960	Si2881	Sn1899
Line	818.326 { 41}	231.604 {446}	178.284 {489}	220.353 {453}	182.034 {485}	206.833 {463}	196.090 {472}	288.158 {117}	189.989 {477}
Units	ppm	ppm	ppm	ppm	ppm	ppm	ppm	ppm	ppm
Avg	**73.624**	**.01397**	**.00308**	W **-.00472**	**37.705**	**.00155**	**.00991**	**33.646**	**-.00074**
Stddev	.296	.00005	.00853	.00488	.065	.00159	.00567	.042	.00206
%RSD	.40219	.35232	276.49	103.47	.17332	103.14	57.204	.12533	277.38
#1	73.415	.01394	-.00295	-.00817	37.659	.00042	.00590	33.616	-.00219
#2	73.833	.01401	.00912	-.00127	37.751	.00267	.01392	33.676	.00071
Check ?	Chk Pass	Chk Pass	Chk Pass	Chk Warn	Chk Pass	Chk Pass	Chk Pass	Chk Pass	Chk Pass
High Limit				10.000					
Low Limit				-.00300					

Elem	Sr4077	Th2837	Ti3349	Tl1908	U_3701	V_2924	Zn2062	Zr3391
Line	407.771 { 83}	283.730 {119}	334.904 {101}	190.856 {477}	370.152 { 91}	292.402 {115}	206.200 {163}	339.198 { 99}
Units	ppm	ppm	ppm	ppm	ppm	ppm	ppm	ppm
Avg	**2.4064**	**.00225**	**.00199**	**-.00031**	**.00279**	**.00663**	**.00402**	**.00149**
Stddev	.0050	.00044	.00047	.00165	.01446	.00010	.00122	.00118
%RSD	.20630	19.729	23.507	530.39	518.31	1.5503	30.488	79.264
#1	2.4029	.00256	.00166	-.00147	-.00744	.00670	.00488	.00065
#2	2.4099	.00194	.00232	.00085	.01302	.00655	.00315	.00232
Check ?	Chk Pass	Chk Pass	Chk Pass	Chk Pass	Chk Pass	Chk Pass	Chk Pass	Chk Pass
High Limit								
Low Limit								

Int. Std.	Y_2243	Y_3600	Y_3774
Line	224.306 {450}	360.073 { 94}	377.433 { 89}
Units	Cts/S	Cts/S	Cts/S
Avg	**1407.7**	**29651.**	**5813.4**
Stddev	1.9	39.	15.0
%RSD	.13521	.13167	.25774
#1	1409.0	29623.	5802.8
#2	1406.3	29678.	5823.9

Sample Name: 280-83263-A-5-A Acquired: 5/23/2016 16:38:20 Type: Unk
Method: 6500_026(v10) Mode: CONC Corr. Factor: 1.000000
User: kellyca Custom ID1: Custom ID2: Custom ID3:
Comment: 325962 6010C Q4

Elem	Ag3280	Al1670	As1890	B_2089	Ba4554	Be3130	Bi2230	Ca3179	Cd2288
Line	328.068 {103}	167.079 {502}	189.042 {478}	208.959 {461}	455.403 { 74}	313.042 {108}	223.061 {451}	317.933 {106}	228.802 {447}
Units	ppm	ppm	ppm	ppm	ppm	ppm	ppm	ppm	ppm
Avg	**.00006**	**.16674**	**.00059**	**.09514**	**.14286**	**.00001**	**-.00121**	**248.62**	**.00017**
Stddev	.00004	.00297	.00139	.00053	.00002	.00004	.00121	.91	.00016
%RSD	70.127	1.7819	235.65	.55877	.01125	383.19	100.31	.36526	90.064
#1	.00009	.16464	-.00039	.09476	.14287	.00004	-.00207	247.97	.00006
#2	.00003	.16885	.00158	.09552	.14285	-.00002	-.00035	249.26	.00029
Check ?	Chk Pass	Chk Pass	Chk Pass	Chk Pass	Chk Pass	Chk Pass	Chk Pass	Chk Pass	Chk Pass
High Limit									
Low Limit									

Elem	Co2286	Cr2055	Cu3247	Fe2599	K_7664	Li6707	Mg2790	Mn2576	Mo2020
Line	228.616 {447}	205.560 {464}	324.754 {104}	259.940 {130}	766.490 { 44}	670.784 { 50}	279.079 {121}2	257.610 {131}	202.030 {467}
Units	ppm	ppm	ppm	ppm	ppm	ppm	ppm	ppm	ppm
Avg	**.00090**	**.00420**	**.00062**	**.19625**	**6.6949**	**.04042**	**49.420**	**.05619**	**-.00030**
Stddev	.00050	.00006	.00004	.00003	.0402	.00043	.062	.00035	.00080
%RSD	56.052	1.3275	6.5190	.01683	.60070	1.0679	.12631	.62322	265.96
#1	.00125	.00416	.00059	.19627	6.6665	.04011	49.376	.05594	-.00087
#2	.00054	.00424	.00064	.19622	6.7234	.04072	49.465	.05643	.00027
Check ?	Chk Pass	Chk Pass	Chk Pass	Chk Pass	Chk Pass	Chk Pass	Chk Pass	Chk Pass	Chk Pass
High Limit									
Low Limit									

Elem	Na8183	Ni2316	P_1782	Pb2203	S_1820	Sb2068	Se1960	Si2881	Sn1899
Line	818.326 { 41}	231.604 {446}	178.284 {489}	220.353 {453}	182.034 {485}	206.833 {463}	196.090 {472}	288.158 {117}	189.989 {477}
Units	ppm	ppm	ppm	ppm	ppm	ppm	ppm	ppm	ppm
Avg	**106.73**	**.00564**	**.01930**	**-.00123**	**41.095**	**.00089**	**.01142**	**19.514**	**-.00124**
Stddev	.03	.00008	.00398	.00037	.184	.00022	.00101	.081	.00154
%RSD	.02388	1.4320	20.612	30.055	.44691	24.093	8.8747	.41462	124.31
#1	106.72	.00569	.01649	-.00097	40.965	.00105	.01070	19.457	-.00015
#2	106.75	.00558	.02211	-.00149	41.224	.00074	.01214	19.572	-.00232
Check ?	Chk Pass	Chk Pass	Chk Pass	Chk Pass	Chk Pass	Chk Pass	Chk Pass	Chk Pass	Chk Pass
High Limit									
Low Limit									

Elem	Sr4077	Th2837	Ti3349	Tl1908	U_3701	V_2924	Zn2062	Zr3391
Line	407.771 { 83}	283.730 {119}	334.904 {101}	190.856 {477}	370.152 { 91}	292.402 {115}	206.200 {163}	339.198 { 99}
Units	ppm	ppm	ppm	ppm	ppm	ppm	ppm	ppm
Avg	**1.7252**	**.00322**	**.00688**	**.00126**	**-.00647**	**.00468**	**.00111**	**.00014**
Stddev	.0071	.00277	.00048	.00134	.01325	.00096	.00165	.00089
%RSD	.41033	86.069	6.9638	106.48	204.74	20.593	148.65	635.56
#1	1.7202	.00518	.00722	.00031	-.01584	.00536	.00228	.00077
#2	1.7302	.00126	.00654	.00221	.00290	.00399	-.00006	-.00049
Check ?	Chk Pass	Chk Pass	Chk Pass	Chk Pass	Chk Pass	Chk Pass	Chk Pass	Chk Pass
High Limit								
Low Limit								

Int. Std.	Y_2243	Y_3600	Y_3774
Line	224.306 {450}	360.073 { 94}	377.433 { 89}
Units	Cts/S	Cts/S	Cts/S
Avg	**1393.4**	**29384.**	**5827.6**
Stddev	4.9	8.	32.7
%RSD	.35287	.02834	.56051
#1	1396.8	29390.	5850.7
#2	1389.9	29378.	5804.5

Sample Name: 280-83263-A-6-A Acquired: 5/23/2016 16:41:03 Type: Unk
Method: 6500_026(v10) Mode: CONC Corr. Factor: 1.000000
User: kellyca Custom ID1: Custom ID2: Custom ID3:
Comment: 325962 6010C Q4

Elem	Ag3280	Al1670	As1890	B_2089	Ba4554	Be3130	Bi2230	Ca3179	Cd2288
Line	328.068 {103}	167.079 {502}	189.042 {478}	208.959 {461}	455.403 { 74}	313.042 {108}	223.061 {451}	317.933 {106}	228.802 {447}
Units	ppm	ppm	ppm	ppm	ppm	ppm	ppm	ppm	ppm
Avg	**.00063**	**.08468**	**-.00173**	**.07299**	**.12845**	**-.00000**	**.00009**	**244.11**	**.00016**
Stddev	.00001	.00176	.00090	.00196	.00070	.00004	.00453	1.64	.00011
%RSD	2.0441	2.0800	51.812	2.6857	.54656	1118.8	5284.5	.67359	69.691
#1	.00062	.08592	-.00237	.07437	.12795	.00003	.00329	242.95	.00024
#2	.00064	.08343	-.00110	.07160	.12894	-.00003	-.00312	245.28	.00008
Check ?	Chk Pass	Chk Pass	Chk Pass	Chk Pass	Chk Pass	Chk Pass	Chk Pass	Chk Pass	Chk Pass
High Limit									
Low Limit									

Elem	Co2286	Cr2055	Cu3247	Fe2599	K_7664	Li6707	Mg2790	Mn2576	Mo2020
Line	228.616 {447}	205.560 {464}	324.754 {104}	259.940 {130}	766.490 { 44}	670.784 { 50}	279.079 {121}2	257.610 {131}	202.030 {467}
Units	ppm	ppm	ppm	ppm	ppm	ppm	ppm	ppm	ppm
Avg	**.00008**	**.00584**	**.00028**	**.09185**	**6.3922**	**.05474**	**49.056**	**.00890**	**-.00050**
Stddev	.00040	.00031	.00017	.00012	.0102	.00011	.058	.00008	.00013
%RSD	487.15	5.2665	61.113	.12779	.16018	.19350	.11784	.87218	25.536
#1	-.00020	.00562	.00016	.09193	6.3850	.05467	49.097	.00884	-.00059
#2	.00036	.00605	.00040	.09176	6.3995	.05482	49.015	.00895	-.00041
Check ?	Chk Pass	Chk Pass	Chk Pass	Chk Pass	Chk Pass	Chk Pass	Chk Pass	Chk Pass	Chk Pass
High Limit									
Low Limit									

Elem	Na8183	Ni2316	P_1782	Pb2203	S_1820	Sb2068	Se1960	Si2881	Sn1899
Line	818.326 { 41}	231.604 {446}	178.284 {489}	220.353 {453}	182.034 {485}	206.833 {463}	196.090 {472}	288.158 {117}	189.989 {477}
Units	ppm	ppm	ppm	ppm	ppm	ppm	ppm	ppm	ppm
Avg	**80.930**	**.00278**	**.01933**	**-.00047**	**39.297**	**-.00013**	**.01381**	**22.345**	**-.00213**
Stddev	.501	.00043	.00254	.00080	.203	.00329	.00057	.063	.00172
%RSD	.61953	15.496	13.118	168.55	.51595	2558.5	4.1479	.28374	80.818
#1	80.575	.00308	.02112	-.00104	39.440	-.00245	.01340	22.300	-.00334
#2	81.284	.00247	.01753	.00009	39.153	.00220	.01421	22.390	-.00091
Check ?	Chk Pass	Chk Pass	Chk Pass	Chk Pass	Chk Pass	Chk Pass	Chk Pass	Chk Pass	Chk Pass
High Limit									
Low Limit									

Elem	Sr4077	Th2837	Ti3349	Tl1908	U_3701	V_2924	Zn2062	Zr3391
Line	407.771 { 83}	283.730 {119}	334.904 {101}	190.856 {477}	370.152 { 91}	292.402 {115}	206.200 {163}	339.198 { 99}
Units	ppm	ppm	ppm	ppm	ppm	ppm	ppm	ppm
Avg	**1.8330**	**.00100**	**.00387**	**.00060**	**-.01008**	**.00434**	**-.00102**	**.00163**
Stddev	.0092	.00161	.00006	.00421	.00928	.00100	.00065	.00018
%RSD	.50453	160.53	1.5309	702.79	92.083	23.090	63.749	10.976
#1	1.8265	.00214	.00391	-.00238	-.01664	.00505	-.00148	.00150
#2	1.8396	-.00014	.00383	.00358	-.00352	.00363	-.00056	.00176
Check ?	Chk Pass	Chk Pass	Chk Pass	Chk Pass	Chk Pass	Chk Pass	Chk Pass	Chk Pass
High Limit								
Low Limit								

Int. Std.	Y_2243	Y_3600	Y_3774
Line	224.306 {450}	360.073 { 94}	377.433 { 89}
Units	Cts/S	Cts/S	Cts/S
Avg	**1391.3**	**29536.**	**5845.8**
Stddev	5.3	60.	41.4
%RSD	.37998	.20203	.70762
#1	1387.6	29494.	5875.1
#2	1395.1	29579.	5816.6

Sample Name: ccvh-3900196 Acquired: 5/23/2016 16:43:47 Type: QC
Method: 6500_026(v10) Mode: CONC Corr. Factor: 1.000000
User: kellyca Custom ID1: Custom ID2: Custom ID3:
Comment:

Elem	Ag3280	Al3092	As1890	B_2089	Ba4554	Be3130	Bi2230	Ca3179	Cd2288	Co2286	Cr2055	Cu3247	Fe2714
Units	ppm	ppm	ppm	ppm	ppm	ppm	ppm	ppm	ppm	ppm	ppm	ppm	ppm
Avg	**.00177**	**48.510**	**.00838**	**.00309**	**.00195**	**.00140**	**1.0622**	**-.00740**	**.00034**	**.00477**	**.00087**	**.00697**	**48.649**
Stddev	.00043	.122	.00226	.00016	.00012	.00002	.0089	.00398	.00020	.00033	.00018	.00035	.011
%RSD	24.265	.25157	26.956	5.0685	6.3784	1.3852	.84098	53.876	60.344	6.8345	20.319	5.0171	.02226
#1	.00147	48.424	.00678	.00298	.00186	.00141	1.0685	-.00458	.00048	.00500	.00099	.00722	48.642
#2	.00208	48.596	.00998	.00320	.00204	.00139	1.0558	-.01021	.00019	.00454	.00074	.00673	48.657
Check ?	None	Chk Pass	None	None	None	None	Chk Pass	None	None	None	None	None	Chk Pass
Value													
Range													

Elem	K_7664	Li6707	Mg2790	Mn2576	Mo2020	Na8183	Ni2316	P_1782	Pb2203	S_1820	Sb2068	Se1960	Si2881
Units	ppm	ppm	ppm	ppm	ppm	ppm	ppm	ppm	ppm	ppm	ppm	ppm	ppm
Avg	**.17407**	**.00317**	**.25071**	**.00081**	**-.00102**	**253.14**	**.00074**	**.00598**	**.00327**	**5.0980**	**.00391**	**.01593**	**.02614**
Stddev	.02813	.00083	.03603	.00001	.00045	.82	.00004	.00255	.00446	.0334	.00070	.00385	.01170
%RSD	16.158	26.212	14.369	1.6877	44.314	.32196	5.0876	42.571	136.21	.65494	17.961	24.175	44.760
#1	.19396	.00375	.22523	.00080	-.00134	252.57	.00077	.00418	.00012	5.1216	.00441	.01865	.03441
#2	.15418	.00258	.27618	.00082	-.00070	253.72	.00072	.00778	.00643	5.0743	.00342	.01321	.01786
Check ?	None	None	None	None	None	Chk Pass	None	None	None	Chk Pass	None	None	None
Value													
Range													

Elem	Sn1899	Sr4077	Th2837	Ti3349	Tl1908	U_3701	V_2924	Zn2062	Zr3391
Units	ppm	ppm	ppm	ppm	ppm	ppm	ppm	ppm	ppm
Avg	**.00435**	**.00204**	**5.0234**	**.02652**	**.00018**	**10.378**	**-.01549**	**-.00082**	**-.01023**
Stddev	.00110	.00000	.0003	.00026	.00013	.041	.00043	.00100	.00246
%RSD	25.306	.19099	.00636	.96953	70.456	.39504	2.7868	122.19	24.011
#1	.00513	.00204	5.0236	.02634	.00027	10.349	-.01518	-.00011	-.01197
#2	.00357	.00204	5.0232	.02670	.00009	10.407	-.01579	-.00153	-.00849
Check ?	None	None	Chk Pass	None	None	Chk Pass	None	None	None
Value									
Range									

Int. Std.	Y_2243	Y_3600	Y_3774
Units	Cts/S	Cts/S	Cts/S
Avg	**1456.6**	**30385.**	**5921.9**
Stddev	1.1	73.	4.2
%RSD	.07725	.23904	.07153
#1	1455.8	30437.	5918.9
#2	1457.4	30334.	5924.8

Sample Name: ccv-3900195 Acquired: 5/23/2016 16:46:37 Type: QC
Method: 6500_026(v10) Mode: CONC Corr. Factor: 1.000000
User: kellyca Custom ID1: Custom ID2: Custom ID3:
Comment:

Elem	Ag3280	Al1670	As1890	B_2089	Ba4554	Be3130	Bi2230	Ca3179	Cd2288	Co2286	Cr2055	Cu3247	Fe2599
Units	ppm	ppm	ppm	ppm	ppm	ppm	ppm	ppm	ppm	ppm	ppm	ppm	ppm
Avg	**.48228**	**.52003**	**1.0137**	**.53040**	**.49688**	**.49890**	**.00155**	**5.0601**	**.51516**	**.51746**	**.50980**	**.49573**	**2.4684**
Stddev	.00075	.00085	.0071	.00147	.00334	.00342	.00207	.0345	.00026	.00218	.00051	.00054	.0075
%RSD	.15555	.16414	.70298	.27668	.67211	.68551	133.40	.68167	.05123	.42090	.09965	.10825	.30381
#1	.48281	.52064	1.0187	.52936	.49452	.49649	.00301	5.0357	.51535	.51900	.51016	.49611	2.4631
#2	.48175	.51943	1.0087	.53144	.49924	.50132	.00009	5.0844	.51498	.51592	.50944	.49535	2.4737
Check ?	Chk Pass	Chk Pass	Chk Pass	Chk Pass	Chk Pass	Chk Pass	None	Chk Pass	Chk Pass	Chk Pass	Chk Pass	Chk Pass	Chk Pass
Value													
Range													

Elem	K_7664	Li6707	Mg2790	Mn2576	Mo2020	Na5895	Ni2316	P_1782	Pb2203	S_1820	Sb2068	Se1960	Si2881
Units	ppm	ppm	ppm	ppm	ppm	ppm	ppm	ppm	ppm	ppm	ppm	ppm	ppm
Avg	**49.898**	**1.0340**	**19.334**	**.49233**	**.51507**	**5.1707**	**.50745**	**.99792**	**1.0440**	**.00774**	**1.0068**	**1.0127**	**4.9400**
Stddev	.409	.0065	.003	.00148	.00053	.0103	.00034	.00116	.0063	.00160	.0000	.0001	.0138
%RSD	.81958	.63186	.01667	.30049	.10287	.19978	.06775	.11661	.60642	20.717	.00239	.01356	.27869
#1	49.609	1.0293	19.332	.49128	.51545	5.1634	.50721	.99709	1.0485	.00661	1.0068	1.0128	4.9303
#2	50.187	1.0386	19.336	.49337	.51470	5.1780	.50769	.99874	1.0395	.00887	1.0068	1.0126	4.9498
Check ?	Chk Pass	Chk Pass	Chk Pass	Chk Pass	Chk Pass	Chk Pass	Chk Pass	Chk Pass	Chk Pass	None	Chk Pass	Chk Pass	Chk Pass
Value													
Range													

Elem	Sn1899	Sr4077	Th2837	Ti3349	Tl1908	U_3701	V_2924	Zn2062	Zr3391
Units	ppm	ppm	ppm	ppm	ppm	ppm	ppm	ppm	ppm
Avg	**.99882**	**.47890**	**.00666**	**.47236**	**1.0289**	**-.00447**	**.47345**	**.47895**	**.49373**
Stddev	.00226	.00314	.00117	.00009	.0052	.01278	.00112	.00416	.00537
%RSD	.22662	.65510	17.563	.01924	.50043	285.92	.23587	.86876	1.0878
#1	1.0004	.47669	.00748	.47243	1.0252	-.01351	.47266	.47600	.48993
#2	.99722	.48112	.00583	.47230	1.0325	.00457	.47424	.48189	.49753
Check ?	Chk Pass	Chk Pass	None	Chk Pass	Chk Pass	None	Chk Pass	Chk Pass	Chk Pass
Value									
Range									

Int. Std.	Y_2243	Y_3600	Y_3774
Units	Cts/S	Cts/S	Cts/S
Avg	**1490.7**	**31227.**	**5960.0**
Stddev	.2	13.	19.5
%RSD	.01022	.04277	.32658
#1	1490.9	31217.	5973.8
#2	1490.6	31236.	5946.3

Sample Name: ccb Acquired: 5/23/2016 16:49:14 Type: QC
Method: 6500_026(v10) Mode: CONC Corr. Factor: 1.000000
User: kellyca Custom ID1: Custom ID2: Custom ID3:
Comment:

Elem	Ag3280	Al1670	As1890	B_2089	Ba4554	Be3130	Bi2230	Ca3179	Cd2288	Co2286	Cr2055	Cu3247
Units	ppm	ppm	ppm	ppm	ppm	ppm	ppm	ppm	ppm	ppm	ppm	ppm
Avg	**.00044**	**.00181**	**.00024**	W **.00204**	**.00016**	**.00005**	**.00002**	**.00138**	**.00007**	**.00005**	**-.00004**	**-.00109**
Stddev	.00025	.00010	.00030	.00035	.00000	.00000	.00085	.00298	.00013	.00024	.00023	.00026
%RSD	57.792	5.6662	123.16	17.024	1.4157	6.6508	3667.7	216.10	182.59	484.63	643.84	23.375
#1	.00026	.00189	.00003	.00228	.00016	.00005	-.00058	-.00073	.00017	-.00012	.00013	-.00091
#2	.00061	.00174	.00046	.00179	.00016	.00004	.00063	.00349	-.00002	.00022	-.00020	-.00127
Check ?	Chk Pass	Chk Pass	Chk Pass	Chk Warn	Chk Pass	Chk Pass	None	Chk Pass	Chk Pass	Chk Pass	Chk Pass	Chk Pass
High Limit				.00156								
Low Limit				-.00156								

Elem	Fe2599	K_7664	Li6707	Mg2790	Mn2576	Mo2020	Na5895	Ni2316	P_1782	Pb2203	S_1820	Sb2068
Units	ppm	ppm	ppm	ppm	ppm	ppm	ppm	ppm	ppm	ppm	ppm	ppm
Avg	**.00347**	**.04812**	**-.00162**	**-.00144**	**-.00004**	**.00040**	**.02190**	**.00010**	**-.00065**	**-.00072**	**-.00227**	W **.00320**
Stddev	.00048	.00463	.00027	.00173	.00001	.00018	.00882	.00059	.00416	.00376	.00311	.00265
%RSD	13.818	9.6227	16.400	120.33	19.392	44.494	40.265	613.34	638.18	524.14	136.88	83.055
#1	.00381	.04485	-.00180	-.00267	-.00003	.00028	.01566	.00051	-.00359	-.00338	-.00007	.00132
#2	.00313	.05140	-.00143	-.00021	-.00004	.00053	.02813	-.00032	.00229	.00194	-.00447	.00507
Check ?	Chk Pass	Chk Pass	Chk Pass	Chk Pass	Chk Pass	Chk Pass	Chk Pass	Chk Pass	Chk Pass	Chk Pass	None	Chk Warn
High Limit												.00314
Low Limit												-.00314

Elem	Se1960	Si2881	Sn1899	Sr4077	Th2837	Ti3349	Tl1908	U_3701	V_2924	Zn2062	Zr3391
Units	ppm	ppm	ppm	ppm	ppm	ppm	ppm	ppm	ppm	ppm	ppm
Avg	W **.00749**	**.00924**	**.00030**	**.00006**	**.00160**	**.00021**	**.00046**	**.01143**	**.00041**	**-.00000**	**-.00036**
Stddev	.00043	.00903	.00020	.00000	.00115	.00013	.00354	.00851	.00003	.00166	.00104
%RSD	5.6937	97.765	66.015	6.4723	72.139	61.332	766.92	74.481	7.4757	40592.	287.38
#1	.00719	.01563	.00016	.00006	.00241	.00030	.00296	.01745	.00039	.00117	.00037
#2	.00779	.00285	.00044	.00006	.00078	.00012	-.00204	.00541	.00043	-.00118	-.00110
Check ?	Chk Warn	Chk Pass	Chk Pass	Chk Pass	Chk Pass	Chk Pass	Chk Pass	Chk Pass	Chk Pass	Chk Pass	Chk Pass
High Limit	.00486										
Low Limit	-.00486										

Int. Std.	Y_2243	Y_3600	Y_3774
Units	Cts/S	Cts/S	Cts/S
Avg	**1504.5**	**32107.**	**5895.0**
Stddev	.2	27.	17.8
%RSD	.01265	.08363	.30229
#1	1504.7	32126.	5907.6
#2	1504.4	32088.	5882.4

Sample Name: ccvl-3907489 Acquired: 5/23/2016 16:52:02 Type: QC
Method: 6500_026(v10) Mode: CONC Corr. Factor: 1.000000
User: kellyca Custom ID1: Custom ID2: Custom ID3:
Comment:

Elem	Ag3280	Al1670	As1890	B_2089	Ba4554	Be3130	Bi2230	Ca3179	Cd2288	Co2286	Cr2055	Cu3247
Units	ppm	ppm	ppm	ppm	ppm	ppm	ppm	ppm	ppm	ppm	ppm	ppm
Avg	**.00990**	**.10738**	**.01635**	**.10523**	**.01044**	**.00100**	**.11782**	**.21110**	**.00518**	**.01025**	**.01049**	**.01388**
Stddev	.00014	.00274	.00457	.00134	.00018	.00002	.00013	.00254	.00010	.00045	.00009	.00020
%RSD	1.4609	2.5493	27.976	1.2700	1.7093	2.1790	.10617	1.2038	1.9609	4.3896	.81097	1.4140
#1	.00980	.10931	.01958	.10618	.01032	.00102	.11773	.20930	.00526	.01057	.01043	.01402
#2	.01001	.10544	.01311	.10429	.01057	.00098	.11791	.21290	.00511	.00994	.01055	.01374
Check ?	Chk Pass	Chk Pass	Chk Pass	Chk Pass	Chk Pass	Chk Pass	Chk Pass	Chk Pass	Chk Pass	Chk Pass	Chk Pass	Chk Pass
Value												
Range												

Elem	Fe2599	K_7664	Li6707	Mg2790	Mn2576	Mo2020	Na5895	Ni2316	P_1782	Pb2203	S_1820	Sb2068
Units	ppm	ppm	ppm	ppm	ppm	ppm	ppm	ppm	ppm	ppm	ppm	ppm
Avg	**.11281**	**3.0592**	**.00976**	**.20281**	**.01019**	**.02074**	**1.0512**	**.04240**	**2.9191**	**.01064**	**-.00115**	**.02282**
Stddev	.00237	.0151	.00001	.00666	.00003	.00008	.0040	.00026	.0144	.00127	.00185	.00088
%RSD	2.1027	.49256	.13537	3.2857	.24636	.38362	.38323	.60316	.49298	11.936	160.63	3.8781
#1	.11113	3.0485	.00975	.19810	.01021	.02079	1.0483	.04258	2.9292	.01153	-.00245	.02219
#2	.11448	3.0698	.00977	.20752	.01018	.02068	1.0540	.04222	2.9089	.00974	.00016	.02344
Check ?	Chk Pass	Chk Pass	Chk Pass	Chk Pass	Chk Pass	Chk Pass	Chk Pass	Chk Pass	Chk Pass	Chk Pass	None	Chk Pass
Value												
Range												

Elem	Se1960	Si2881	Sn1899	Sr4077	Th2837	Ti3349	Tl1908	U_3701	V_2924	Zn2062	Zr3391
Units	ppm	ppm	ppm	ppm	ppm	ppm	ppm	ppm	ppm	ppm	ppm
Avg	F **.02170**	**.51847**	**.10259**	**.00975**	**.01678**	**.00981**	**.01560**	F **.08140**	**.00979**	**.01925**	**.01544**
Stddev	.00606	.01807	.00001	.00004	.00060	.00011	.00471	.00587	.00007	.00003	.00025
%RSD	27.914	3.4860	.01381	.39590	3.5468	1.1349	30.198	7.2095	.73361	.16964	1.5943
#1	.01741	.50569	.10258	.00972	.01720	.00989	.01227	.07725	.00984	.01923	.01561
#2	.02598	.53125	.10260	.00978	.01636	.00973	.01894	.08555	.00974	.01927	.01526
Check ?	Chk Fail	Chk Pass	Chk Pass	Chk Pass	Chk Pass	Chk Pass	Chk Pass	Chk Fail	Chk Pass	Chk Pass	Chk Pass
Value	.01500							.06000			
Range	30.000%							30.000%			

Int. Std.	Y_2243	Y_3600	Y_3774
Units	Cts/S	Cts/S	Cts/S
Avg	**1516.8**	**32108.**	**5887.1**
Stddev	2.4	40.	26.0
%RSD	.15672	.12342	.44196
#1	1515.1	32136.	5905.5
#2	1518.5	32080.	5868.7

Sample Name: MB 280-325958/1-A Acquired: 5/23/2016 16:54:48 Type: Unk
Method: 6500_026(v10) Mode: CONC Corr. Factor: 1.000000
User: kellyca Custom ID1: 5/19 Custom ID2: Custom ID3:
Comment: 325958 6010C

Elem	Ag3280	Al1670	As1890	B_2089	Ba4554	Be3130	Bi2230	Ca3179	Cd2288
Line	328.068 {103}	167.079 {502}	189.042 {478}	208.959 {461}	455.403 { 74}	313.042 {108}	223.061 {451}	317.933 {106}	228.802 {447}
Units	ppm	ppm	ppm	ppm	ppm	ppm	ppm	ppm	ppm
Avg	**.00046**	**.00299**	**-.00167**	**.00131**	**.00034**	**-.00002**	**.00256**	**.00808**	**-.00018**
Stddev	.00005	.00169	.00217	.00041	.00006	.00000	.00494	.00327	.00020
%RSD	10.538	56.617	129.75	31.125	16.522	19.061	193.16	40.549	109.69
#1	.00042	.00419	-.00321	.00160	.00038	-.00002	.00605	.00576	-.00032
#2	.00049	.00179	-.00014	.00102	.00030	-.00002	-.00094	.01039	-.00004
Check ?	Chk Pass	Chk Pass	Chk Pass	Chk Pass	Chk Pass	Chk Pass	Chk Pass	Chk Pass	Chk Pass
High Limit									
Low Limit									

Elem	Co2286	Cr2055	Cu3247	Fe2599	K_7664	Li6707	Mg2790	Mn2576	Mo2020
Line	228.616 {447}	205.560 {464}	324.754 {104}	259.940 {130}	766.490 { 44}	670.784 { 50}	279.079 {121}2	257.610 {131}	202.030 {467}
Units	ppm	ppm	ppm	ppm	ppm	ppm	ppm	ppm	ppm
Avg	**-.00014**	**.00389**	**-.00140**	**.00930**	**-.01654**	**-.00044**	**.00379**	**.00008**	**-.00058**
Stddev	.00010	.00005	.00028	.00167	.00034	.00025	.00286	.00001	.00010
%RSD	73.205	1.3378	20.285	17.964	2.0340	56.137	75.409	9.9211	17.034
#1	-.00007	.00393	-.00120	.01048	-.01678	-.00061	.00581	.00008	-.00065
#2	-.00022	.00385	-.00160	.00812	-.01630	-.00027	.00177	.00009	-.00051
Check ?	Chk Pass	Chk Pass	Chk Pass	Chk Pass	Chk Pass	Chk Pass	Chk Pass	Chk Pass	Chk Pass
High Limit									
Low Limit									

Elem	Na5895	Ni2316	P_1782	Pb2203	S_1820	Sb2068	Se1960	Si2881	Sn1899
Line	589.592 { 57}	231.604 {446}	178.284 {489}	220.353 {453}	182.034 {485}	206.833 {463}	196.090 {472}	288.158 {117}	189.989 {477}
Units	ppm	ppm	ppm	ppm	ppm	ppm	ppm	ppm	ppm
Avg	**.01912**	**-.00028**	**.00069**	**.00117**	**.00094**	**.00015**	**.00483**	**.00202**	**.00059**
Stddev	.00157	.00009	.00113	.00055	.00608	.00087	.00290	.00639	.00141
%RSD	8.1973	32.916	163.25	46.691	643.56	586.52	60.007	316.27	238.93
#1	.01801	-.00035	-.00011	.00156	-.00335	.00076	.00278	-.00250	.00158
#2	.02023	-.00022	.00149	.00078	.00524	-.00047	.00688	.00654	-.00041
Check ?	Chk Pass	Chk Pass	Chk Pass	Chk Pass	Chk Pass	Chk Pass	Chk Pass	Chk Pass	Chk Pass
High Limit									
Low Limit									

Elem	Sr4077	Th2837	Ti3349	Tl1908	U_3701	V_2924	Zn2062	Zr3391
Line	407.771 { 83}	283.730 {119}	334.904 {101}	190.856 {477}	370.152 { 91}	292.402 {115}	206.200 {163}	339.198 { 99}
Units	ppm	ppm	ppm	ppm	ppm	ppm	ppm	ppm
Avg	**.00008**	**.00178**	**.00018**	**-.00028**	**-.00956**	**.00007**	**.00105**	**.00032**
Stddev	.00001	.00082	.00016	.00036	.02654	.00040	.00110	.00064
%RSD	15.243	46.020	86.008	127.55	277.49	619.91	104.07	200.09
#1	.00009	.00120	.00029	-.00054	.00920	-.00022	.00183	.00077
#2	.00007	.00236	.00007	-.00003	-.02833	.00035	.00028	-.00013
Check ?	Chk Pass	Chk Pass	Chk Pass	Chk Pass	Chk Pass	Chk Pass	Chk Pass	Chk Pass
High Limit								
Low Limit								

Int. Std.	Y_2243	Y_3600	Y_3774
Line	224.306 {450}	360.073 { 94}	377.433 { 89}
Units	Cts/S	Cts/S	Cts/S
Avg	**1519.4**	**32428.**	**5949.5**
Stddev	1.0	6.	.3
%RSD	.06659	.01732	.00512
#1	1518.7	32432.	5949.7
#2	1520.1	32424.	5949.3

Sample Name: LCS 280-325958/2-A Acquired: 5/23/2016 16:57:36 Type: Unk
Method: 6500_026(v10) Mode: CONC Corr. Factor: 1.000000
User: kellyca Custom ID1: Custom ID2: Custom ID3:
Comment: 325958 6010C

Elem	Ag3280	Al1670	As1890	B_2089	Ba4554	Be3130	Bi2230	Ca3179	Cd2288
Line	328.068 {103}	167.079 {502}	189.042 {478}	208.959 {461}	455.403 { 74}	313.042 {108}	223.061 {451}	317.933 {106}	228.802 {447}
Units	ppm	ppm	ppm	ppm	ppm	ppm	ppm	ppm	ppm
Avg	**.04999**	**1.9822**	**1.0607**	**1.0758**	**2.0254**	**.05060**	F **2.2709**	**49.824**	**.10564**
Stddev	.00021	.0001	.0007	.0007	.0043	.00021	.0059	.161	.00039
%RSD	.42128	.00521	.06776	.06535	.21151	.41395	.25744	.32287	.36805
#1	.05014	1.9821	1.0612	1.0763	2.0224	.05045	2.2751	49.711	.10592
#2	.04985	1.9823	1.0602	1.0753	2.0285	.05075	2.2668	49.938	.10537
Check ?	Chk Pass	Chk Pass	Chk Pass	Chk Pass	Chk Pass	Chk Pass	Chk Fail	Chk Pass	Chk Pass
High Limit							2.2000		
Low Limit							1.8000		

Elem	Co2286	Cr2055	Cu3247	Fe2599	K_7664	Li6707	Mg2790	Mn2576	Mo2020
Line	228.616 {447}	205.560 {464}	324.754 {104}	259.940 {130}	766.490 { 44}	670.784 { 50}	279.079 {121}2	257.610 {131}	202.030 {467}
Units	ppm	ppm	ppm	ppm	ppm	ppm	ppm	ppm	ppm
Avg	**.51885**	F **.20858**	**.25239**	**1.0181**	**51.799**	**1.0597**	**48.676**	**.48838**	**1.0824**
Stddev	.00023	.00022	.00056	.0020	.040	.0023	.026	.00058	.0020
%RSD	.04385	.10666	.22104	.19836	.07632	.21673	.05306	.11844	.18106
#1	.51868	.20873	.25200	1.0167	51.771	1.0581	48.658	.48878	1.0838
#2	.51901	.20842	.25279	1.0196	51.827	1.0613	48.695	.48797	1.0811
Check ?	Chk Pass	Chk Fail	Chk Pass	Chk Pass	Chk Pass	Chk Pass	Chk Pass	Chk Pass	Chk Pass
High Limit		.05750							
Low Limit		.04300							

Elem	Na8183	Ni2316	P_1782	Pb2203	S_1820	Sb2068	Se1960	Si2881	Sn1899
Line	818.326 { 41}	231.604 {446}	178.284 {489}	220.353 {453}	182.034 {485}	206.833 {463}	196.090 {472}	288.158 {117}	189.989 {477}
Units	ppm	ppm	ppm	ppm	ppm	ppm	ppm	ppm	ppm
Avg	**52.863**	**.50628**	**10.442**	**.52213**	**2.1432**	**.52917**	**2.0607**	**9.9965**	**1.9988**
Stddev	.491	.00312	.032	.00031	.0066	.00302	.0047	.0760	.0077
%RSD	.92811	.61539	.30388	.05927	.30617	.57153	.23017	.75985	.38611
#1	52.516	.50849	10.465	.52235	2.1478	.53131	2.0641	9.9428	2.0043
#2	53.210	.50408	10.420	.52191	2.1385	.52703	2.0574	10.050	1.9934
Check ?	Chk Pass	Chk Pass	Chk Pass	Chk Pass	Chk Pass	Chk Pass	Chk Pass	Chk Pass	Chk Pass
High Limit									
Low Limit									

Elem	Sr4077	Th2837	Ti3349	Tl1908	U_3701	V_2924	Zn2062	Zr3391
Line	407.771 { 83}	283.730 {119}	334.904 {101}	190.856 {477}	370.152 { 91}	292.402 {115}	206.200 {163}	339.198 { 99}
Units	ppm	ppm	ppm	ppm	ppm	ppm	ppm	ppm
Avg	**.96606**	**1.0174**	**.95864**	**2.0187**	**2.1623**	**.47477**	**.48006**	**.49618**
Stddev	.00170	.0032	.00123	.0092	.0065	.00215	.00192	.00006
%RSD	.17578	.31239	.12871	.45492	.30037	.45372	.39926	.01179
#1	.96486	1.0196	.95776	2.0252	2.1577	.47629	.47870	.49613
#2	.96726	1.0151	.95951	2.0122	2.1669	.47325	.48141	.49622
Check ?	Chk Pass	Chk Pass	Chk Pass	Chk Pass	Chk Pass	Chk Pass	Chk Pass	Chk Pass
High Limit								
Low Limit								

Int. Std.	Y_2243	Y_3600	Y_3774
Line	224.306 {450}	360.073 { 94}	377.433 { 89}
Units	Cts/S	Cts/S	Cts/S
Avg	**1437.8**	**30443.**	**5864.5**
Stddev	1.3	23.	3.3
%RSD	.09087	.07392	.05615
#1	1436.9	30459.	5866.9
#2	1438.7	30427.	5862.2

Sample Name: 280-83295-B-1-A Acquired: 5/23/2016 17:00:11 Type: Unk
Method: 6500_026(v10) Mode: CONC Corr. Factor: 1.000000
User: kellyca Custom ID1: Custom ID2: Custom ID3:
Comment: 325958 6010C

Elem	Ag3280	Al3092	As1890	B_2089	Ba4554	Be3130	Bi2230	Ca3179	Cd2288
Line	328.068 {103}	309.271 {109}	189.042 {478}	208.959 {461}	455.403 { 74}	313.042 {108}	223.061 {451}	317.933 {106}	228.802 {447}
Units	ppm	ppm	ppm	ppm	ppm	ppm	ppm	ppm	ppm
Avg	**.00137**	**9.7746**	**.00311**	**.43384**	**.22542**	**.00054**	**.00166**	**51.909**	**.00307**
Stddev	.00033	.0194	.00072	.00155	.00099	.00003	.00046	.222	.00022
%RSD	24.386	.19873	23.236	.35842	.43739	5.2344	27.776	.42805	7.0096
#1	.00113	9.7609	.00363	.43494	.22472	.00052	.00133	51.752	.00292
#2	.00160	9.7883	.00260	.43274	.22612	.00056	.00198	52.066	.00322
Check ?	Chk Pass	Chk Pass	Chk Pass	Chk Pass	Chk Pass	Chk Pass	Chk Pass	Chk Pass	Chk Pass
High Limit									
Low Limit									

Elem	Co2286	Cr2055	Cu3247	Fe2599	K_7664	Li6707	Mg2790	Mn2576	Mo2020
Line	228.616 {447}	205.560 {464}	324.754 {104}	259.940 {130}	766.490 { 44}	670.784 { 50}	279.079 {121}2	257.610 {131}	202.030 {467}
Units	ppm	ppm	ppm	ppm	ppm	ppm	ppm	ppm	ppm
Avg	**.00493**	**.02283**	**.15271**	**11.906**	**15.552**	**.03208**	**4.1911**	**.27136**	**.10889**
Stddev	.00028	.00021	.00126	.099	.146	.00090	.0509	.00005	.00020
%RSD	5.7554	.94114	.82288	.83540	.94159	2.8015	1.2141	.01802	.18626
#1	.00513	.02298	.15182	11.836	15.448	.03272	4.1551	.27140	.10875
#2	.00473	.02268	.15359	11.976	15.656	.03145	4.2271	.27133	.10903
Check ?	Chk Pass	Chk Pass	Chk Pass	Chk Pass	Chk Pass	Chk Pass	Chk Pass	Chk Pass	Chk Pass
High Limit									
Low Limit									

Elem	Na8183	Ni2316	P_1782	Pb2203	S_1820	Sb2068	Se1960	Si2881	Sn1899
Line	818.326 { 41}	231.604 {446}	178.284 {489}	220.353 {453}	182.034 {485}	206.833 {463}	196.090 {472}	288.158 {117}	189.989 {477}
Units	ppm	ppm	ppm	ppm	ppm	ppm	ppm	ppm	ppm
Avg	**31.971**	**.02318**	**1.0233**	**.22405**	**14.270**	**.01793**	**.01579**	**24.732**	**.00740**
Stddev	.281	.00054	.0017	.00055	.044	.00181	.00103	.152	.00053
%RSD	.87851	2.3181	.16165	.24579	.31074	10.091	6.5486	.61366	7.1620
#1	31.773	.02356	1.0221	.22366	14.301	.01921	.01506	24.624	.00778
#2	32.170	.02280	1.0245	.22444	14.238	.01665	.01652	24.839	.00703
Check ?	Chk Pass	Chk Pass	Chk Pass	Chk Pass	Chk Pass	Chk Pass	Chk Pass	Chk Pass	Chk Pass
High Limit									
Low Limit									

Elem	Sr4077	Th2837	Ti3349	Tl1908	U_3701	V_2924	Zn2062	Zr3391
Line	407.771 { 83}	283.730 {119}	334.904 {101}	190.856 {477}	370.152 { 91}	292.402 {115}	206.200 {163}	339.198 { 99}
Units	ppm	ppm	ppm	ppm	ppm	ppm	ppm	ppm
Avg	**.26423**	**.00729**	**.36979**	**-.00009**	**.02027**	**.03809**	**.48213**	**.01093**
Stddev	.00127	.00058	.00674	.00086	.00116	.00034	.00104	.00202
%RSD	.48219	8.0214	1.8226	931.59	5.7453	.89848	.21486	18.446
#1	.26333	.00688	.36502	-.00070	.02109	.03785	.48287	.00951
#2	.26513	.00770	.37455	.00052	.01945	.03833	.48140	.01236
Check ?	Chk Pass	Chk Pass	Chk Pass	Chk Pass	Chk Pass	Chk Pass	Chk Pass	Chk Pass
High Limit								
Low Limit								

Int. Std.	Y_2243	Y_3600	Y_3774
Line	224.306 {450}	360.073 { 94}	377.433 { 89}
Units	Cts/S	Cts/S	Cts/S
Avg	**1473.1**	**31490.**	**6114.7**
Stddev	1.4	23.	42.9
%RSD	.09683	.07348	.70178
#1	1472.0	31473.	6145.0
#2	1474.1	31506.	6084.4

Sample Name: 280-83309-A-2-A Acquired: 5/23/2016 17:02:52 Type: Unk
Method: 6500_026(v10) Mode: CONC Corr. Factor: 1.000000
User: kellyca Custom ID1: Custom ID2: Custom ID3:
Comment: 325958 6010C

Elem	Ag3280	Al3092	As1890	B_2089	Ba4554	Be3130	Bi2230	Ca3179	Cd2288
Line	328.068 {103}	309.271 {109}	189.042 {478}	208.959 {461}	455.403 { 74}	313.042 {108}	223.061 {451}	317.933 {106}	228.802 {447}
Units	ppm	ppm	ppm	ppm	ppm	ppm	ppm	ppm	ppm
Avg	**-.00016**	**8.4609**	**.00052**	**.30804**	**.24451**	**.00075**	**-.00073**	**143.13**	**.00066**
Stddev	.00083	.0544	.00254	.00063	.00087	.00008	.00013	.43	.00012
%RSD	513.44	.64331	488.34	.20572	.35508	11.047	17.579	.29772	18.633
#1	.00042	8.4225	-.00127	.30760	.24390	.00069	-.00083	142.83	.00057
#2	-.00075	8.4994	.00231	.30849	.24513	.00081	-.00064	143.43	.00074
Check ?	Chk Pass	Chk Pass	Chk Pass	Chk Pass	Chk Pass	Chk Pass	Chk Pass	Chk Pass	Chk Pass
High Limit									
Low Limit									

Elem	Co2286	Cr2055	Cu3247	Fe2599	K_7664	Li6707	Mg2790	Mn2576	Mo2020
Line	228.616 {447}	205.560 {464}	324.754 {104}	259.940 {130}	766.490 { 44}	670.784 { 50}	279.079 {121}2	257.610 {131}	202.030 {467}
Units	ppm	ppm	ppm	ppm	ppm	ppm	ppm	ppm	ppm
Avg	**.00935**	**.00804**	**.00733**	**7.2128**	**23.018**	**1.2571**	**58.829**	**.68820**	**.07954**
Stddev	.00003	.00017	.00001	.0127	.150	.0052	.026	.00045	.00006
%RSD	.37093	2.0535	.14008	.17638	.64984	.41520	.04499	.06605	.07348
#1	.00933	.00793	.00733	7.2038	22.912	1.2534	58.848	.68852	.07958
#2	.00938	.00816	.00734	7.2218	23.124	1.2608	58.810	.68788	.07949
Check ?	Chk Pass	Chk Pass	Chk Pass	Chk Pass	Chk Pass	Chk Pass	Chk Pass	Chk Pass	Chk Pass
High Limit									
Low Limit									

Elem	Na8183	Ni2316	P_1782	Pb2203	S_1820	Sb2068	Se1960	Si2881	Sn1899
Line	818.326 { 41}	231.604 {446}	178.284 {489}	220.353 {453}	182.034 {485}	206.833 {463}	196.090 {472}	288.158 {117}	189.989 {477}
Units	ppm	ppm	ppm	ppm	ppm	ppm	ppm	ppm	ppm
Avg	W **1045.0**	**.01028**	**.15458**	**.00523**	F **681.06**	**.00198**	**.00907**	**23.364**	**-.00030**
Stddev	4.1	.00014	.00072	.00315	.29	.00247	.00145	.122	.00080
%RSD	.39246	1.3948	.46800	60.201	.04271	124.87	15.951	.52110	265.12
#1	1042.1	.01018	.15509	.00746	681.26	.00023	.01009	23.278	.00026
#2	1047.9	.01038	.15407	.00301	680.85	.00372	.00805	23.450	-.00086
Check ?	Chk Warn	Chk Pass	Chk Pass	Chk Pass	Chk Fail	Chk Pass	Chk Pass	Chk Pass	Chk Pass
High Limit	500.00				200.00				
Low Limit	10.000				-.02000				

Elem	Sr4077	Th2837	Ti3349	Tl1908	U_3701	V_2924	Zn2062	Zr3391
Line	407.771 { 83}	283.730 {119}	334.904 {101}	190.856 {477}	370.152 { 91}	292.402 {115}	206.200 {163}	339.198 { 99}
Units	ppm	ppm	ppm	ppm	ppm	ppm	ppm	ppm
Avg	**6.6353**	**.00610**	**.10403**	**.00090**	**.01187**	**.00717**	**.08151**	**.00816**
Stddev	.0283	.00011	.00190	.00091	.00779	.00033	.00045	.00071
%RSD	.42704	1.7363	1.8242	101.39	65.659	4.6629	.54610	8.7156
#1	6.6554	.00618	.10538	.00026	.01738	.00741	.08182	.00766
#2	6.6153	.00603	.10269	.00155	.00636	.00693	.08119	.00867
Check ?	Chk Pass	Chk Pass	Chk Pass	Chk Pass	Chk Pass	Chk Pass	Chk Pass	Chk Pass
High Limit								
Low Limit								

Int. Std.	Y_2243	Y_3600	Y_3774
Line	224.306 {450}	360.073 { 94}	377.433 { 89}
Units	Cts/S	Cts/S	Cts/S
Avg	**1363.2**	**28104.**	**5780.4**
Stddev	.0	11.	17.2
%RSD	.00132	.03909	.29696
#1	1363.2	28096.	5792.5
#2	1363.2	28111.	5768.2

Sample Name: 280-83309-A-2-A SD@5 Acquired: 5/23/2016 17:06:09 Type: Unk
Method: 6500_026(v10) Mode: CONC Corr. Factor: 1.000000
User: kellyca Custom ID1: Custom ID2: Custom ID3:
Comment: 325958 6010C

Elem	Ag3280	Al3092	As1890	B_2089	Ba4554	Be3130	Bi2230	Ca3179	Cd2288
Line	328.068 {103}	309.271 {109}	189.042 {478}	208.959 {461}	455.403 { 74}	313.042 {108}	223.061 {451}	317.933 {106}	228.802 {447}
Units	ppm	ppm	ppm	ppm	ppm	ppm	ppm	ppm	ppm
Avg	**.00009**	F **2.8055**	**-.00001**	**.06810**	**.04755**	**.00017**	**.00341**	**27.243**	**.00013**
Stddev	.00004	.0365	.00081	.00221	.00052	.00008	.00254	.336	.00007
%RSD	41.941	1.2992	15058.	3.2508	1.0893	45.009	74.398	1.2351	56.367
#1	.00006	2.7797	.00056	.06654	.04718	.00023	.00161	27.005	.00018
#2	.00011	2.8313	-.00058	.06967	.04792	.00012	.00520	27.481	.00008
Check ?	Chk Pass	Chk Fail	Chk Pass	Chk Pass	Chk Pass	Chk Pass	Chk Pass	Chk Pass	Chk Pass
High Limit		1000.0							
Low Limit		3.0000							

Elem	Co2286	Cr2055	Cu3247	Fe2599	K_7664	Li6707	Mg2790	Mn2576	Mo2020
Line	228.616 {447}	205.560 {464}	324.754 {104}	259.940 {130}	766.490 { 44}	670.784 { 50}	279.079 {121}2	257.610 {131}	202.030 {467}
Units	ppm	ppm	ppm	ppm	ppm	ppm	ppm	ppm	ppm
Avg	**.00264**	**.00224**	**.00056**	**1.7261**	**4.3341**	**.22751**	**12.154**	**.13902**	**.01676**
Stddev	.00003	.00020	.00004	.0168	.0513	.00433	.215	.00208	.00036
%RSD	1.0159	8.8335	6.5598	.97481	1.1844	1.9045	1.7697	1.4951	2.1506
#1	.00262	.00238	.00054	1.7142	4.2978	.22444	12.002	.13755	.01650
#2	.00266	.00210	.00059	1.7380	4.3704	.23057	12.306	.14049	.01701
Check ?	Chk Pass	Chk Pass	Chk Pass	Chk Pass	Chk Pass	Chk Pass	Chk Pass	Chk Pass	Chk Pass
High Limit									
Low Limit									

Elem	Na8183	Ni2316	P_1782	Pb2203	S_1820	Sb2068	Se1960	Si2881	Sn1899
Line	818.326 { 41}	231.604 {446}	178.284 {489}	220.353 {453}	182.034 {485}	206.833 {463}	196.090 {472}	288.158 {117}	189.989 {477}
Units	ppm	ppm	ppm	ppm	ppm	ppm	ppm	ppm	ppm
Avg	**192.02**	**.00248**	**.03163**	k **.00176**	**140.59**	**.00235**	**.00907**	**7.9750**	**-.00150**
Stddev	2.75	.00004	.00025	.00231	4.14	.00157	.00011	.0710	.00094
%RSD	1.4314	1.4319	.79664	131.38	2.9459	66.664	1.2552	.88994	62.413
#1	190.07	.00246	.03146	k .00013	137.66	.00124	.00899	7.9248	-.00084
#2	193.96	.00251	.03181	.00340	143.52	.00346	.00915	8.0252	-.00216
Check ?	Chk Pass	Chk Pass	Chk Pass	Chk Pass	Chk Pass	Chk Pass	Chk Pass	Chk Pass	Chk Pass
High Limit									
Low Limit									

Elem	Sr4077	Th2837	Ti3349	Tl1908	U_3701	V_2924	Zn2062	Zr3391
Line	407.771 { 83}	283.730 {119}	334.904 {101}	190.856 {477}	370.152 { 91}	292.402 {115}	206.200 {163}	339.198 { 99}
Units	ppm	ppm	ppm	ppm	ppm	ppm	ppm	ppm
Avg	**1.2643**	**.00412**	**.05685**	**.00127**	**.01166**	**.00197**	**.01641**	**.00393**
Stddev	.0190	.00093	.00447	.00038	.00892	.00022	.00063	.00044
%RSD	1.5013	22.508	7.8622	29.862	76.448	11.411	3.8362	11.295
#1	1.2508	.00478	.05369	.00154	.01797	.00181	.01686	.00362
#2	1.2777	.00347	.06001	.00100	.00536	.00213	.01597	.00424
Check ?	Chk Pass	Chk Pass	Chk Pass	Chk Pass	Chk Pass	Chk Pass	Chk Pass	Chk Pass
High Limit								
Low Limit								

Int. Std.	Y_2243	Y_3600	Y_3774
Line	224.306 {450}	360.073 { 94}	377.433 { 89}
Units	Cts/S	Cts/S	Cts/S
Avg	**1463.5**	**30585.**	**5944.4**
Stddev	.9	125.	25.6
%RSD	.06484	.40826	.43120
#1	1462.8	30673.	5962.5
#2	1464.1	30497.	5926.3

Sample Name: 280-83309-A-2-B MS Acquired: 5/23/2016 17:08:52 Type: Unk
Method: 6500_026(v10) Mode: CONC Corr. Factor: 1.000000
User: kellyca Custom ID1: Custom ID2: Custom ID3:
Comment: 325958 6010C

Elem	Ag3280	Al3092	As1890	B_2089	Ba4554	Be3130	Bi2230	Ca3179	Cd2288
Line	328.068 {103}	309.271 {109}	189.042 {478}	208.959 {461}	455.403 { 74}	313.042 {108}	223.061 {451}	317.933 {106}	228.802 {447}
Units	ppm	ppm	ppm	ppm	ppm	ppm	ppm	ppm	ppm
Avg	**.05194**	**22.553**	**1.0765**	**1.3035**	**2.1933**	**.04986**	**2.1955**	**189.46**	**.10618**
Stddev	.00006	.084	.0045	.0023	.0028	.00006	.0000	.28	.00020
%RSD	.12476	.37027	.41650	.17967	.12948	.12042	.00052	.14937	.18703
#1	.05190	22.494	1.0734	1.3051	2.1913	.04982	2.1955	189.26	.10632
#2	.05199	22.612	1.0797	1.3018	2.1953	.04991	2.1955	189.66	.10604
Check ?	Chk Pass	Chk Pass	Chk Pass	Chk Pass	Chk Pass	Chk Pass	Chk Pass	Chk Pass	Chk Pass
High Limit									
Low Limit									

Elem	Co2286	Cr2055	Cu3247	Fe2599	K_7664	Li6707	Mg2790	Mn2576	Mo2020
Line	228.616 {447}	205.560 {464}	324.754 {104}	259.940 {130}	766.490 { 44}	670.784 { 50}	279.079 {121}2	257.610 {131}	202.030 {467}
Units	ppm	ppm	ppm	ppm	ppm	ppm	ppm	ppm	ppm
Avg	**.47909**	W **.20201**	**.26612**	**10.546**	**78.835**	**2.3671**	**104.41**	**1.1385**	**1.0808**
Stddev	.00023	.00030	.00149	.013	.514	.0083	.10	.0010	.0001
%RSD	.04728	.14625	.55939	.11986	.65257	.34935	.09610	.08939	.01066
#1	.47893	.20222	.26507	10.537	78.471	2.3613	104.48	1.1378	1.0807
#2	.47925	.20180	.26718	10.555	79.199	2.3730	104.34	1.1392	1.0809
Check ?	Chk Pass	Chk Warn	Chk Pass	Chk Pass	Chk Pass	Chk Pass	Chk Pass	Chk Pass	Chk Pass
High Limit		.10000							
Low Limit		-.01000							

Elem	Na8183	Ni2316	P_1782	Pb2203	S_1820	Sb2068	Se1960	Si2881	Sn1899
Line	818.326 { 41}	231.604 {446}	178.284 {489}	220.353 {453}	182.034 {485}	206.833 {463}	196.090 {472}	288.158 {117}	189.989 {477}
Units	ppm	ppm	ppm	ppm	ppm	ppm	ppm	ppm	ppm
Avg	W **1103.3**	**.46408**	**10.855**	**.46090**	F **685.43**	**.50098**	**2.2183**	W **51.086**	**1.7034**
Stddev	3.2	.00119	.009	.00097	.67	.00147	.0139	.049	.0102
%RSD	.28654	.25557	.08429	.21064	.09751	.29275	.62832	.09689	.59786
#1	1101.1	.46491	10.862	.46159	685.90	.50202	2.2282	51.051	1.7106
#2	1105.6	.46324	10.849	.46022	684.96	.49994	2.2085	51.121	1.6962
Check ?	Chk Warn	Chk Pass	Chk Pass	Chk Pass	Chk Fail	Chk Pass	Chk Pass	Chk Warn	Chk Pass
High Limit	500.00				200.00			50.000	
Low Limit	10.000				-.02000			-.10000	

Elem	Sr4077	Th2837	Ti3349	Tl1908	U_3701	V_2924	Zn2062	Zr3391
Line	407.771 { 83}	283.730 {119}	334.904 {101}	190.856 {477}	370.152 { 91}	292.402 {115}	206.200 {163}	339.198 { 99}
Units	ppm	ppm	ppm	ppm	ppm	ppm	ppm	ppm
Avg	**7.5017**	**1.0002**	**.96828**	**1.5989**	**2.0262**	**.46550**	**.52872**	**.49154**
Stddev	.0706	.0055	.00369	.0047	.0072	.00119	.00024	.00356
%RSD	.94162	.55252	.38126	.29674	.35493	.25530	.04465	.72419
#1	7.4518	.99632	.97089	1.6022	2.0313	.46634	.52855	.48903
#2	7.5517	1.0041	.96567	1.5955	2.0211	.46466	.52888	.49406
Check ?	Chk Pass	Chk Pass	Chk Pass	Chk Pass	Chk Pass	Chk Pass	Chk Pass	Chk Pass
High Limit								
Low Limit								

Int. Std.	Y_2243	Y_3600	Y_3774
Line	224.306 {450}	360.073 { 94}	377.433 { 89}
Units	Cts/S	Cts/S	Cts/S
Avg	**1327.4**	**27548.**	**5715.8**
Stddev	.3	1.	6.1
%RSD	.02479	.00341	.10626
#1	1327.2	27548.	5720.1
#2	1327.7	27547.	5711.5

Sample Name: 280-83309-A-2-C MSD Acquired: 5/23/2016 17:12:00 Type: Unk
Method: 6500_026(v10) Mode: CONC Corr. Factor: 1.000000
User: kellyca Custom ID1: Custom ID2: Custom ID3:
Comment: 325958 6010C

Elem	Ag3280	Al3092	As1890	B_2089	Ba4554	Be3130	Bi2230	Ca3179	Cd2288
Line	328.068 {103}	309.271 {109}	189.042 {478}	208.959 {461}	455.403 { 74}	313.042 {108}	223.061 {451}	317.933 {106}	228.802 {447}
Units	ppm	ppm	ppm	ppm	ppm	ppm	ppm	ppm	ppm
Avg	**.05568**	**24.283**	**1.1446**	**1.4145**	**2.3005**	**.05190**	**2.3682**	**198.70**	**.11334**
Stddev	.00027	.050	.0040	.0081	.0039	.00025	.0166	.23	.00104
%RSD	.47603	.20491	.34857	.57523	.17012	.48920	.70241	.11745	.91328
#1	.05549	24.318	1.1475	1.4203	2.2977	.05208	2.3800	198.87	.11408
#2	.05586	24.248	1.1418	1.4088	2.3032	.05172	2.3565	198.54	.11261
Check ?	Chk Pass	Chk Pass	Chk Pass	Chk Pass	Chk Pass	Chk Pass	Chk Pass	Chk Pass	Chk Pass
High Limit									
Low Limit									

Elem	Co2286	Cr2055	Cu3247	Fe2599	K_7664	Li6707	Mg2790	Mn2576	Mo2020
Line	228.616 {447}	205.560 {464}	324.754 {104}	259.940 {130}	766.490 { 44}	670.784 { 50}	279.079 {121}2	257.610 {131}	202.030 {467}
Units	ppm	ppm	ppm	ppm	ppm	ppm	ppm	ppm	ppm
Avg	**.50356**	W **.21452**	**.28030**	**11.192**	**83.194**	**2.5270**	**109.52**	**1.1928**	**1.1550**
Stddev	.00127	.00114	.00008	.016	.125	.0062	.10	.0012	.0025
%RSD	.25247	.53304	.02855	.14484	.15002	.24597	.09390	.10320	.21437
#1	.50266	.21371	.28025	11.204	83.106	2.5226	109.59	1.1937	1.1567
#2	.50446	.21533	.28036	11.181	83.283	2.5314	109.44	1.1920	1.1532
Check ?	Chk Pass	Chk Warn	Chk Pass	Chk Pass	Chk Pass	Chk Pass	Chk Pass	Chk Pass	Chk Pass
High Limit		.10000							
Low Limit		-.01000							

Elem	Na8183	Ni2316	P_1782	Pb2203	S_1820	Sb2068	Se1960	Si2881	Sn1899
Line	818.326 { 41}	231.604 {446}	178.284 {489}	220.353 {453}	182.034 {485}	206.833 {463}	196.090 {472}	288.158 {117}	189.989 {477}
Units	ppm	ppm	ppm	ppm	ppm	ppm	ppm	ppm	ppm
Avg	W **1179.5**	**.48754**	**11.644**	**.48483**	F **743.52**	**.54373**	**2.3945**	W **56.102**	**1.8035**
Stddev	.5	.00188	.020	.00219	1.36	.00379	.0239	.094	.0001
%RSD	.04080	.38623	.17266	.45130	.18236	.69620	.99839	.16691	.00640
#1	1179.2	.48621	11.658	.48328	744.48	.54640	2.4114	56.168	1.8034
#2	1179.9	.48887	11.630	.48637	742.56	.54105	2.3776	56.036	1.8036
Check ?	Chk Warn	Chk Pass	Chk Pass	Chk Pass	Chk Fail	Chk Pass	Chk Pass	Chk Warn	Chk Pass
High Limit	500.00				200.00			50.000	
Low Limit	10.000				-.02000			-.10000	

Elem	Sr4077	Th2837	Ti3349	Tl1908	U_3701	V_2924	Zn2062	Zr3391
Line	407.771 { 83}	283.730 {119}	334.904 {101}	190.856 {477}	370.152 { 91}	292.402 {115}	206.200 {163}	339.198 { 99}
Units	ppm	ppm	ppm	ppm	ppm	ppm	ppm	ppm
Avg	**7.9892**	**1.0440**	**1.0714**	**1.6894**	**2.1212**	**.48257**	**.54115**	**.51980**
Stddev	.0414	.0032	.0053	.0094	.0219	.00256	.00221	.00183
%RSD	.51778	.30320	.49556	.55862	1.0311	.53033	.40757	.35160
#1	8.0185	1.0462	1.0752	1.6961	2.1367	.48438	.54271	.51850
#2	7.9600	1.0418	1.0677	1.6827	2.1057	.48076	.53959	.52109
Check ?	Chk Pass	Chk Pass	Chk Pass	Chk Pass	Chk Pass	Chk Pass	Chk Pass	Chk Pass
High Limit								
Low Limit								

Int. Std.	Y_2243	Y_3600	Y_3774
Line	224.306 {450}	360.073 { 94}	377.433 { 89}
Units	Cts/S	Cts/S	Cts/S
Avg	**1305.0**	**27686.**	**5822.5**
Stddev	3.9	59.	2.7
%RSD	.30172	.21158	.04642
#1	1302.2	27645.	5820.6
#2	1307.8	27728.	5824.4

Sample Name: 280-83309-A-2-A PDS Acquired: 5/23/2016 17:15:07 Type: Unk
Method: 6500_026(v10) Mode: CONC Corr. Factor: 1.000000
User: kellyca Custom ID1: Custom ID2: Custom ID3:
Comment: 325958 6010C

Elem	Ag3280	Al3092	As1890	B_2089	Ba4554	Be3130	Bi2230	Ca3179	Cd2288
Line	328.068 {103}	309.271 {109}	189.042 {478}	208.959 {461}	455.403 { 74}	313.042 {108}	223.061 {451}	317.933 {106}	228.802 {447}
Units	ppm	ppm	ppm	ppm	ppm	ppm	ppm	ppm	ppm
Avg	**.01759**	**9.7156**	**.22021**	**.30885**	**.34451**	**.04979**	**-.00095**	**159.76**	**.05431**
Stddev	.00033	.0138	.00280	.00014	.00155	.00030	.00450	.74	.00027
%RSD	1.9041	.14244	1.2702	.04560	.45064	.59423	474.60	.46321	.49531
#1	.01782	9.7058	.21823	.30875	.34341	.04958	-.00413	159.24	.05412
#2	.01735	9.7254	.22219	.30895	.34561	.05000	.00223	160.28	.05450
Check ?	Chk Pass	Chk Pass	Chk Pass	Chk Pass	Chk Pass	Chk Pass	Chk Pass	Chk Pass	Chk Pass
High Limit									
Low Limit									

Elem	Co2286	Cr2055	Cu3247	Fe2599	K_7664	Li6707	Mg2790	Mn2576	Mo2020
Line	228.616 {447}	205.560 {464}	324.754 {104}	259.940 {130}	766.490 { 44}	670.784 { 50}	279.079 {121}2	257.610 {131}	202.030 {467}
Units	ppm	ppm	ppm	ppm	ppm	ppm	ppm	ppm	ppm
Avg	**.05678**	**.05609**	**.06031**	**8.1966**	**44.947**	**1.3901**	**77.194**	**.73160**	**.07963**
Stddev	.00020	.00002	.00060	.0431	.213	.0083	.423	.00396	.00021
%RSD	.34386	.03652	.99520	.52579	.47339	.59499	.54813	.54120	.26235
#1	.05692	.05607	.05989	8.1661	44.796	1.3843	76.894	.72880	.07948
#2	.05664	.05610	.06074	8.2271	45.097	1.3960	77.493	.73440	.07978
Check ?	Chk Pass	Chk Pass	Chk Pass	Chk Pass	Chk Pass	Chk Pass	Chk Pass	Chk Pass	Chk Pass
High Limit									
Low Limit									

Elem	Na8183	Ni2316	P_1782	Pb2203	S_1820	Sb2068	Se1960	Si2881	Sn1899
Line	818.326 { 41}	231.604 {446}	178.284 {489}	220.353 {453}	182.034 {485}	206.833 {463}	196.090 {472}	288.158 {117}	189.989 {477}
Units	ppm	ppm	ppm	ppm	ppm	ppm	ppm	ppm	ppm
Avg	W **1068.6**	**.05527**	**2.3605**	**.09672**	F **684.35**	**.00135**	**.23008**	**24.022**	**.00112**
Stddev	5.1	.00109	.0037	.00057	1.93	.00122	.00586	.079	.00125
%RSD	.48035	1.9775	.15551	.58877	.28213	90.425	2.5472	.32735	110.78
#1	1065.0	.05604	2.3631	.09712	685.72	.00049	.23422	23.966	.00201
#2	1072.2	.05450	2.3579	.09631	682.99	.00222	.22593	24.078	.00024
Check ?	Chk Warn	Chk Pass	Chk Pass	Chk Pass	Chk Fail	Chk Pass	Chk Pass	Chk Pass	Chk Pass
High Limit	500.00				200.00				
Low Limit	10.000				-.02000				

Elem	Sr4077	Th2837	Ti3349	Tl1908	U_3701	V_2924	Zn2062	Zr3391
Line	407.771 { 83}	283.730 {119}	334.904 {101}	190.856 {477}	370.152 { 91}	292.402 {115}	206.200 {163}	339.198 { 99}
Units	ppm	ppm	ppm	ppm	ppm	ppm	ppm	ppm
Avg	**6.6588**	**.20837**	**.11099**	**.16517**	**.52301**	**.05243**	**.26198**	**.00719**
Stddev	.0797	.00222	.00183	.00240	.02163	.00014	.00177	.00026
%RSD	1.1964	1.0640	1.6462	1.4546	4.1366	.26227	.67600	3.6821
#1	6.6025	.20680	.11228	.16687	.50771	.05233	.26323	.00700
#2	6.7151	.20994	.10970	.16347	.53831	.05253	.26073	.00737
Check ?	Chk Pass	Chk Pass	Chk Pass	Chk Pass	Chk Pass	Chk Pass	Chk Pass	Chk Pass
High Limit								
Low Limit								

Int. Std.	Y_2243	Y_3600	Y_3774
Line	224.306 {450}	360.073 { 94}	377.433 { 89}
Units	Cts/S	Cts/S	Cts/S
Avg	**1340.1**	**27792.**	**5806.9**
Stddev	2.2	127.	22.3
%RSD	.16508	.45746	.38316
#1	1338.6	27881.	5822.6
#2	1341.7	27702.	5791.1

Sample Name: ccvh-3900196 Acquired: 5/23/2016 17:18:24 Type: QC
Method: 6500_026(v10) Mode: CONC Corr. Factor: 1.000000
User: kellyca Custom ID1: Custom ID2: Custom ID3:
Comment:

Elem	Ag3280	Al3092	As1890	B_2089	Ba4554	Be3130	Bi2230	Ca3179	Cd2288	Co2286	Cr2055	Cu3247	Fe2714
Units	ppm	ppm	ppm	ppm	ppm	ppm	ppm	ppm	ppm	ppm	ppm	ppm	ppm
Avg	**.00053**	**47.599**	**.00631**	**.00593**	**.00184**	**.00130**	**1.0738**	**-.03770**	**.00054**	**.00466**	**.00114**	**.00616**	**47.805**
Stddev	.00016	.145	.00075	.00031	.00004	.00006	.0178	.00566	.00001	.00022	.00003	.00054	.290
%RSD	30.657	.30422	11.869	5.2134	2.1808	4.8539	1.6555	15.005	1.6796	4.7413	2.4391	8.6945	.60607
#1	.00065	47.497	.00684	.00571	.00187	.00135	1.0612	-.03370	.00055	.00482	.00116	.00654	47.601
#2	.00042	47.702	.00578	.00615	.00182	.00126	1.0864	-.04170	.00054	.00451	.00112	.00578	48.010
Check ?	None	Chk Pass	None	None	None	None	Chk Pass	None	None	None	None	None	Chk Pass
Value													
Range													

Elem	K_7664	Li6707	Mg2790	Mn2576	Mo2020	Na8183	Ni2316	P_1782	Pb2203	S_1820	Sb2068	Se1960	Si2881
Units	ppm	ppm	ppm	ppm	ppm	ppm	ppm	ppm	ppm	ppm	ppm	ppm	ppm
Avg	**.20600**	**.00358**	**.22333**	**.00068**	**-.00097**	**251.04**	**.00099**	**.00497**	**.00329**	**5.1550**	**.00439**	**.01472**	**.02912**
Stddev	.00974	.00015	.00083	.00007	.00003	1.48	.00014	.00232	.00260	.0874	.00241	.00468	.00092
%RSD	4.7274	4.1610	.37212	10.709	3.5153	.58798	14.529	46.658	79.162	1.6954	54.921	31.770	3.1551
#1	.21289	.00369	.22274	.00063	-.00094	249.99	.00089	.00333	.00145	5.0932	.00269	.01802	.02847
#2	.19912	.00347	.22392	.00074	-.00099	252.08	.00109	.00660	.00513	5.2168	.00610	.01141	.02977
Check ?	None	None	None	None	None	Chk Pass	None	None	None	Chk Pass	None	None	None
Value													
Range													

Elem	Sn1899	Sr4077	Th2837	Ti3349	Tl1908	U_3701	V_2924	Zn2062	Zr3391
Units	ppm	ppm	ppm	ppm	ppm	ppm	ppm	ppm	ppm
Avg	**.00348**	**.00208**	**4.9611**	**.02612**	**.00109**	**10.256**	**-.01523**	**-.00126**	**-.01401**
Stddev	.00077	.00008	.0009	.00067	.00034	.012	.00035	.00086	.00335
%RSD	22.010	3.8424	.01831	2.5773	31.052	.12097	2.2981	68.437	23.903
#1	.00403	.00214	4.9617	.02565	.00133	10.265	-.01548	-.00187	-.01637
#2	.00294	.00202	4.9604	.02660	.00085	10.248	-.01499	-.00065	-.01164
Check ?	None	None	Chk Pass	None	None	Chk Pass	None	None	None
Value									
Range									

Int. Std.	Y_2243	Y_3600	Y_3774
Units	Cts/S	Cts/S	Cts/S
Avg	**1450.1**	**30739.**	**5932.3**
Stddev	18.6	25.	9.2
%RSD	1.2859	.08000	.15444
#1	1463.3	30722.	5925.8
#2	1436.9	30757.	5938.7

Sample Name: ccv-3900195 Acquired: 5/23/2016 17:21:15 Type: QC
Method: 6500_026(v10) Mode: CONC Corr. Factor: 1.000000
User: kellyca Custom ID1: Custom ID2: Custom ID3:
Comment:

Elem	Ag3280	Al1670	As1890	B_2089	Ba4554	Be3130	Bi2230	Ca3179	Cd2288	Co2286	Cr2055	Cu3247	Fe2599	K_7664
Units	ppm	ppm	ppm	ppm	ppm	ppm	ppm	ppm	ppm	ppm	ppm	ppm	ppm	ppm
Avg	**.47767**	**.52164**	**1.0042**	**.53594**	**.49273**	**.49615**	**.00266**	**5.0519**	**.51678**	**.51701**	**.51001**	**.49278**	**2.4917**	**49.860**
Stddev	.00009	.00264	.0069	.00064	.00023	.00062	.00106	.0268	.00122	.00183	.00029	.00187	.0013	.160
%RSD	.01908	.50692	.69219	.11949	.04684	.12585	39.954	.53017	.23637	.35445	.05664	.37936	.05271	.32079
#1	.47761	.52351	1.0091	.53549	.49256	.49571	.00191	5.0708	.51592	.51572	.51021	.49146	2.4926	49.746
#2	.47774	.51977	.99928	.53639	.49289	.49659	.00341	5.0329	.51765	.51831	.50980	.49410	2.4908	49.973
Check ?	Chk Pass	Chk Pass	Chk Pass	Chk Pass	Chk Pass	Chk Pass	None	Chk Pass	Chk Pass	Chk Pass	Chk Pass	Chk Pass	Chk Pass	Chk Pass
Value														
Range														

Elem	Li6707	Mg2790	Mn2576	Mo2020	Na5895	Ni2316	P_1782	Pb2203	S_1820	Sb2068	Se1960	Si2881	Sn1899	Sr4077
Units	ppm	ppm	ppm	ppm	ppm	ppm	ppm	ppm	ppm	ppm	ppm	ppm	ppm	ppm
Avg	**1.0308**	**19.210**	**.48762**	**.51599**	**5.2377**	**.50418**	**1.0037**	**1.0492**	**.02422**	**1.0090**	**1.0064**	**4.9226**	**.99650**	**.47424**
Stddev	.0041	.061	.00272	.00068	.0064	.00009	.0082	.0042	.00346	.0040	.0050	.0040	.00105	.00091
%RSD	.39456	.31676	.55851	.13173	.12150	.01855	.81306	.39956	14.302	.40050	.49931	.08051	.10579	.19092
#1	1.0279	19.167	.48569	.51647	5.2422	.50425	.99798	1.0522	.02667	1.0119	1.0029	4.9254	.99725	.47360
#2	1.0337	19.253	.48955	.51551	5.2332	.50411	1.0095	1.0462	.02178	1.0062	1.0100	4.9198	.99576	.47488
Check ?	Chk Pass	Chk Pass	Chk Pass	Chk Pass	Chk Pass	Chk Pass	Chk Pass	Chk Pass	None	Chk Pass	Chk Pass	Chk Pass	Chk Pass	Chk Pass
Value														
Range														

Elem	Th2837	Ti3349	Tl1908	U_3701	V_2924	Zn2062	Zr3391
Units	ppm	ppm	ppm	ppm	ppm	ppm	ppm
Avg	**.00779**	**.46602**	**1.0260**	**.00217**	**.46776**	**.47274**	**.48892**
Stddev	.00115	.00208	.0009	.00553	.00024	.00107	.00153
%RSD	14.732	.44591	.08646	255.30	.05207	.22638	.31330
#1	.00698	.46455	1.0266	-.00174	.46759	.47350	.49000
#2	.00861	.46749	1.0254	.00607	.46793	.47198	.48784
Check ?	None	Chk Pass	Chk Pass	None	Chk Pass	Chk Pass	Chk Pass
Value							
Range							

Int. Std.	Y_2243	Y_3600	Y_3774
Units	Cts/S	Cts/S	Cts/S
Avg	**1491.2**	**31433.**	**5897.1**
Stddev	1.5	168.	45.6
%RSD	.10035	.53416	.77369
#1	1492.3	31551.	5864.9
#2	1490.2	31314.	5929.4

Sample Name: ccb Acquired: 5/23/2016 17:23:53 Type: QC
Method: 6500_026(v10) Mode: CONC Corr. Factor: 1.000000
User: kellyca Custom ID1: Custom ID2: Custom ID3:
Comment:

Elem	Ag3280	Al1670	As1890	B_2089	Ba4554	Be3130	Bi2230	Ca3179	Cd2288	Co2286	Cr2055	Cu3247
Units	ppm	ppm	ppm	ppm	ppm	ppm	ppm	ppm	ppm	ppm	ppm	ppm
Avg	**.00054**	**.00010**	**.00096**	W **.00271**	**.00019**	**.00004**	**.00385**	**-.00197**	**.00005**	**-.00081**	**.00015**	**-.00111**
Stddev	.00030	.00055	.00526	.00096	.00020	.00005	.00125	.00016	.00008	.00012	.00013	.00024
%RSD	56.798	565.31	545.58	35.599	104.37	112.72	32.360	8.1295	142.91	15.339	88.325	21.622
#1	.00032	.00049	.00469	.00202	.00033	.00001	.00297	-.00208	-.00000	-.00090	.00024	-.00094
#2	.00075	-.00029	-.00276	.00339	.00005	.00007	.00473	-.00186	.00011	-.00072	.00006	-.00128
Check ?	Chk Pass	Chk Pass	Chk Pass	Chk Warn	Chk Pass	Chk Pass	None	Chk Pass	Chk Pass	Chk Pass	Chk Pass	Chk Pass
High Limit				.00156								
Low Limit				-.00156								

Elem	Fe2599	K_7664	Li6707	Mg2790	Mn2576	Mo2020	Na5895	Ni2316	P_1782	Pb2203	S_1820	Sb2068
Units	ppm	ppm	ppm	ppm	ppm	ppm	ppm	ppm	ppm	ppm	ppm	ppm
Avg	**.00919**	**.04928**	**-.00033**	**.00518**	**.00003**	**.00017**	**.07149**	**-.00048**	**-.00003**	**.00099**	**.00903**	W **.00560**
Stddev	.00194	.00484	.00085	.00446	.00002	.00025	.00794	.00008	.00196	.00047	.00218	.00026
%RSD	21.127	9.8139	256.61	86.088	53.582	142.68	11.113	16.131	6876.0	47.244	24.121	4.5595
#1	.00782	.05270	.00027	.00203	.00004	-.00000	.06587	-.00043	-.00142	.00133	.00749	.00542
#2	.01056	.04586	-.00094	.00833	.00002	.00035	.07711	-.00054	.00136	.00066	.01057	.00578
Check ?	Chk Pass	Chk Pass	Chk Pass	Chk Pass	Chk Pass	Chk Pass	Chk Pass	Chk Pass	Chk Pass	Chk Pass	None	Chk Warn
High Limit												.00314
Low Limit												-.00314

Elem	Se1960	Si2881	Sn1899	Sr4077	Th2837	Ti3349	Tl1908	U_3701	V_2924	Zn2062	Zr3391
Units	ppm	ppm	ppm	ppm	ppm	ppm	ppm	ppm	ppm	ppm	ppm
Avg	F **.01150**	**.00325**	**-.00079**	**.00018**	**.00170**	**.00002**	**.00067**	**.00811**	**-.00012**	**.00006**	**.00099**
Stddev	.00585	.00802	.00100	.00002	.00069	.00029	.00002	.01140	.00003	.00039	.00013
%RSD	50.824	246.79	126.78	11.962	40.756	1729.9	3.5557	140.49	26.841	639.83	13.099
#1	.00737	.00893	-.00150	.00016	.00121	.00022	.00068	.01617	-.00009	-.00022	.00109
#2	.01564	-.00242	-.00008	.00019	.00218	-.00019	.00065	.00005	-.00014	.00034	.00090
Check ?	Chk Fail	Chk Pass	Chk Pass	Chk Pass	Chk Pass	Chk Pass	Chk Pass	Chk Pass	Chk Pass	Chk Pass	Chk Pass
High Limit	.00972										
Low Limit	-.00972										

Int. Std.	Y_2243	Y_3600	Y_3774
Units	Cts/S	Cts/S	Cts/S
Avg	**1509.6**	**32564.**	**6081.8**
Stddev	.4	49.	27.0
%RSD	.02849	.15009	.44368
#1	1509.9	32599.	6062.7
#2	1509.3	32529.	6100.9

Sample Name: ccvl-3907489 Acquired: 5/23/2016 17:26:41 Type: QC
Method: 6500_026(v10) Mode: CONC Corr. Factor: 1.000000
User: kellyca Custom ID1: Custom ID2: Custom ID3:
Comment:

Elem	Ag3280	Al1670	As1890	B_2089	Ba4554	Be3130	Bi2230	Ca3179	Cd2288	Co2286	Cr2055	Cu3247
Units	ppm	ppm	ppm	ppm	ppm	ppm	ppm	ppm	ppm	ppm	ppm	ppm
Avg	**.00979**	**.10533**	**.01266**	**.10680**	**.01026**	**.00099**	**.12158**	**.19603**	**.00520**	**.01057**	**.01103**	**.01345**
Stddev	.00033	.00046	.00167	.00098	.00018	.00000	.00248	.00165	.00011	.00038	.00012	.00038
%RSD	3.3719	.44146	13.195	.91372	1.7463	.22575	2.0391	.84281	2.1279	3.6157	1.1137	2.8541
#1	.00956	.10565	.01148	.10749	.01039	.00099	.11983	.19487	.00512	.01084	.01094	.01318
#2	.01003	.10500	.01384	.10611	.01013	.00099	.12333	.19720	.00528	.01030	.01111	.01372
Check ?	Chk Pass	Chk Pass	Chk Pass	Chk Pass	Chk Pass	Chk Pass	Chk Pass	Chk Pass	Chk Pass	Chk Pass	Chk Pass	Chk Pass
Value												
Range												

Elem	Fe2599	K_7664	Li6707	Mg2790	Mn2576	Mo2020	Na5895	Ni2316	P_1782	Pb2203	S_1820	Sb2068
Units	ppm	ppm	ppm	ppm	ppm	ppm	ppm	ppm	ppm	ppm	ppm	ppm
Avg	**.11141**	**3.0396**	**.00973**	**.19850**	**.01006**	**.02090**	**1.0672**	**.04190**	**2.9124**	**.01111**	**.01050**	**.02418**
Stddev	.00107	.0429	.00063	.00036	.00003	.00009	.0052	.00015	.0197	.00007	.00012	.00080
%RSD	.95698	1.4120	6.4222	.17923	.34424	.42764	.48669	.36003	.67741	.60608	1.1170	3.3260
#1	.11066	3.0092	.00929	.19825	.01008	.02084	1.0636	.04179	2.9264	.01116	.01042	.02475
#2	.11217	3.0699	.01017	.19876	.01003	.02097	1.0709	.04201	2.8985	.01106	.01059	.02361
Check ?	Chk Pass	Chk Pass	Chk Pass	Chk Pass	Chk Pass	Chk Pass	Chk Pass	Chk Pass	Chk Pass	Chk Pass	None	Chk Pass
Value												
Range												

Elem	Se1960	Si2881	Sn1899	Sr4077	Th2837	Ti3349	Tl1908	U_3701	V_2924	Zn2062	Zr3391
Units	ppm	ppm	ppm	ppm	ppm	ppm	ppm	ppm	ppm	ppm	ppm
Avg	F **.02379**	**.50277**	**.10200**	**.00956**	**.01729**	**.00919**	**.01625**	F **.08709**	**.00891**	**.01856**	**.01458**
Stddev	.00215	.01716	.00011	.00011	.00122	.00026	.00031	.00374	.00075	.00060	.00044
%RSD	9.0364	3.4136	.10525	1.1886	7.0771	2.8003	1.9274	4.2991	8.4688	3.2435	3.0314
#1	.02227	.51490	.10192	.00948	.01642	.00937	.01603	.08974	.00944	.01899	.01426
#2	.02531	.49063	.10207	.00964	.01815	.00901	.01647	.08444	.00837	.01814	.01489
Check ?	Chk Fail	Chk Pass	Chk Pass	Chk Pass	Chk Pass	Chk Pass	Chk Pass	Chk Fail	Chk Pass	Chk Pass	Chk Pass
Value	.01500							.06000			
Range	30.000%							30.000%			

Int. Std.	Y_2243	Y_3600	Y_3774
Units	Cts/S	Cts/S	Cts/S
Avg	**1518.6**	**32731.**	**5976.8**
Stddev	4.6	27.	12.9
%RSD	.30611	.08358	.21620
#1	1515.3	32750.	5967.6
#2	1521.9	32711.	5985.9

Sample Name: MB 280-326260/1-A Acquired: 5/23/2016 17:29:28 Type: Unk
Method: 6500_026(v10) Mode: CONC Corr. Factor: 1.000000
User: kellyca Custom ID1: 5/20 Custom ID2: Custom ID3:
Comment: 326260 6010B

Elem	Ag3280	Al1670	As1890	B_2089	Ba4554	Be3130	Bi2230	Ca3179	Cd2288
Line	328.068 {103}	167.079 {502}	189.042 {478}	208.959 {461}	455.403 { 74}	313.042 {108}	223.061 {451}	317.933 {106}	228.802 {447}
Units	ppm	ppm	ppm	ppm	ppm	ppm	ppm	ppm	ppm
Avg	**.00025**	**.00344**	**.00208**	**.00226**	**.00026**	**.00000**	**.00363**	**.01696**	**-.00013**
Stddev	.00055	.00000	.00124	.00036	.00005	.00001	.00150	.00022	.00001
%RSD	217.67	.05861	59.753	15.893	18.965	256.25	41.276	1.3219	11.027
#1	.00064	.00343	.00296	.00252	.00029	-.00000	.00469	.01681	-.00012
#2	-.00014	.00344	.00120	.00201	.00022	.00001	.00257	.01712	-.00014
Check ?	Chk Pass	Chk Pass	Chk Pass	Chk Pass	Chk Pass	Chk Pass	Chk Pass	Chk Pass	Chk Pass
High Limit									
Low Limit									

Elem	Co2286	Cr2055	Cu3247	Fe2599	K_7664	Li6707	Mg2790	Mn2576	Mo2020
Line	228.616 {447}	205.560 {464}	324.754 {104}	259.940 {130}	766.490 { 44}	670.784 { 50}	279.079 {121}2	257.610 {131}	202.030 {467}
Units	ppm	ppm	ppm	ppm	ppm	ppm	ppm	ppm	ppm
Avg	**-.00004**	**.00018**	**-.00104**	**.01068**	**.03134**	**-.00093**	**.00368**	**.00032**	**-.00037**
Stddev	.00047	.00002	.00011	.00188	.03470	.00001	.00322	.00009	.00019
%RSD	1087.6	12.502	10.755	17.577	110.72	1.1932	87.280	29.049	50.708
#1	.00029	.00017	-.00097	.01201	.05587	-.00092	.00596	.00039	-.00051
#2	-.00038	.00020	-.00112	.00935	.00680	-.00094	.00141	.00026	-.00024
Check ?	Chk Pass	Chk Pass	Chk Pass	Chk Pass	Chk Pass	Chk Pass	Chk Pass	Chk Pass	Chk Pass
High Limit									
Low Limit									

Elem	Na5895	Ni2316	P_1782	Pb2203	S_1820	Sb2068	Se1960	Si2881	Sn1899
Line	589.592 { 57}	231.604 {446}	178.284 {489}	220.353 {453}	182.034 {485}	206.833 {463}	196.090 {472}	288.158 {117}	189.989 {477}
Units	ppm	ppm	ppm	ppm	ppm	ppm	ppm	ppm	ppm
Avg	**.04823**	**-.00005**	**.00183**	**-.00062**	**.01530**	**.00024**	W **.00886**	**.01909**	**-.00014**
Stddev	.00354	.00000	.00183	.00077	.00230	.00034	.00551	.00194	.00062
%RSD	7.3436	8.3932	100.11	123.95	15.014	144.70	62.221	10.154	454.98
#1	.05073	-.00006	.00312	-.00008	.01368	-.00001	.01276	.01772	-.00057
#2	.04573	-.00005	.00053	-.00117	.01693	.00048	.00496	.02046	.00030
Check ?	Chk Pass	Chk Pass	Chk Pass	Chk Pass	Chk Pass	Chk Pass	Chk Warn	Chk Pass	Chk Pass
High Limit							.00500		
Low Limit							-.00500		

Elem	Sr4077	Th2837	Ti3349	Tl1908	U_3701	V_2924	Zn2062	Zr3391
Line	407.771 { 83}	283.730 {119}	334.904 {101}	190.856 {477}	370.152 { 91}	292.402 {115}	206.200 {163}	339.198 { 99}
Units	ppm	ppm	ppm	ppm	ppm	ppm	ppm	ppm
Avg	**.00012**	**.00066**	**.00013**	**.00082**	**-.00307**	**.00013**	**.00233**	**-.00028**
Stddev	.00000	.00203	.00002	.00155	.00997	.00005	.00014	.00132
%RSD	.37760	305.18	11.702	188.48	325.02	36.213	5.8965	465.54
#1	.00012	.00210	.00012	.00192	-.01012	.00017	.00242	-.00121
#2	.00012	-.00077	.00014	-.00027	.00398	.00010	.00223	.00065
Check ?	Chk Pass	Chk Pass	Chk Pass	Chk Pass	Chk Pass	Chk Pass	Chk Pass	Chk Pass
High Limit								
Low Limit								

Int. Std.	Y_2243	Y_3600	Y_3774
Line	224.306 {450}	360.073 { 94}	377.433 { 89}
Units	Cts/S	Cts/S	Cts/S
Avg	**1526.4**	**32945.**	**6039.3**
Stddev	3.5	9.	3.7
%RSD	.23194	.02705	.06069
#1	1528.9	32938.	6036.7
#2	1523.9	32951.	6041.9

Sample Name: LCS 280-326260/2-A Acquired: 5/23/2016 17:32:15 Type: Unk
Method: 6500_026(v10) Mode: CONC Corr. Factor: 1.000000
User: kellyca Custom ID1: p Custom ID2: Custom ID3:
Comment: 326260 6010B

Elem	Ag3280	Al1670	As1890	B_2089	Ba4554	Be3130	Bi2230	Ca3179	Cd2288
Line	328.068 {103}	167.079 {502}	189.042 {478}	208.959 {461}	455.403 { 74}	313.042 {108}	223.061 {451}	317.933 {106}	228.802 {447}
Units	ppm	ppm	ppm	ppm	ppm	ppm	ppm	ppm	ppm
Avg	**.04884**	**1.9513**	**1.0483**	**1.0719**	**1.9820**	**.04991**	F **2.2316**	**48.639**	**.10368**
Stddev	.00101	.0020	.0020	.0016	.0096	.00028	.0056	.095	.00060
%RSD	2.0765	.10128	.19226	.14986	.48321	.56688	.25200	.19515	.58131
#1	.04812	1.9527	1.0469	1.0707	1.9752	.04971	2.2276	48.572	.10410
#2	.04955	1.9499	1.0498	1.0730	1.9888	.05011	2.2355	48.706	.10325
Check ?	Chk Pass	Chk Pass	Chk Pass	Chk Pass	Chk Pass	Chk Pass	Chk Fail	Chk Pass	Chk Pass
High Limit							2.2000		
Low Limit							1.8000		

Elem	Co2286	Cr2055	Cu3247	Fe2599	K_7664	Li6707	Mg2790	Mn2576	Mo2020
Line	228.616 {447}	205.560 {464}	324.754 {104}	259.940 {130}	766.490 { 44}	670.784 { 50}	279.079 {121}2	257.610 {131}	202.030 {467}
Units	ppm	ppm	ppm	ppm	ppm	ppm	ppm	ppm	ppm
Avg	**.50722**	F **.20371**	**.24639**	**.98617**	**51.036**	**1.0444**	**47.768**	**.47820**	**1.0621**
Stddev	.00015	.00122	.00029	.00167	.208	.0076	.059	.00006	.0017
%RSD	.02991	.59876	.11594	.16972	.40837	.72280	.12263	.01342	.16060
#1	.50733	.20457	.24659	.98498	50.889	1.0390	47.809	.47824	1.0633
#2	.50711	.20285	.24619	.98735	51.183	1.0497	47.727	.47815	1.0609
Check ?	Chk Pass	Chk Fail	Chk Pass	Chk Pass	Chk Pass	Chk Pass	Chk Pass	Chk Pass	Chk Pass
High Limit		.05750							
Low Limit		.04300							

Elem	Na8183	Ni2316	P_1782	Pb2203	S_1820	Sb2068	Se1960	Si2881	Sn1899
Line	818.326 { 41}	231.604 {446}	178.284 {489}	220.353 {453}	182.034 {485}	206.833 {463}	196.090 {472}	288.158 {117}	189.989 {477}
Units	ppm	ppm	ppm	ppm	ppm	ppm	ppm	ppm	ppm
Avg	**51.722**	**.49607**	**10.368**	**.51545**	**2.0964**	**.51901**	**2.0570**	**9.8262**	**1.9684**
Stddev	.319	.00024	.004	.00221	.0186	.00175	.0107	.0089	.0013
%RSD	.61619	.04747	.03419	.42929	.88793	.33627	.52085	.09066	.06795
#1	51.497	.49624	10.365	.51701	2.0832	.51777	2.0495	9.8199	1.9694
#2	51.947	.49591	10.370	.51388	2.1096	.52024	2.0646	9.8325	1.9675
Check ?	Chk Pass	Chk Pass	Chk Pass	Chk Pass	Chk Pass	Chk Pass	Chk Pass	Chk Pass	Chk Pass
High Limit									
Low Limit									

Elem	Sr4077	Th2837	Ti3349	Tl1908	U_3701	V_2924	Zn2062	Zr3391
Line	407.771 { 83}	283.730 {119}	334.904 {101}	190.856 {477}	370.152 { 91}	292.402 {115}	206.200 {163}	339.198 { 99}
Units	ppm	ppm	ppm	ppm	ppm	ppm	ppm	ppm
Avg	**.94367**	**.99715**	**.93669**	**1.9883**	**2.1144**	**.46283**	**.46954**	**.48475**
Stddev	.00317	.00100	.00090	.0005	.0101	.00415	.00186	.00034
%RSD	.33556	.10073	.09634	.02654	.47878	.89662	.39629	.06940
#1	.94143	.99644	.93732	1.9879	2.1073	.46576	.47086	.48499
#2	.94590	.99786	.93605	1.9887	2.1216	.45989	.46823	.48451
Check ?	Chk Pass	Chk Pass	Chk Pass	Chk Pass	Chk Pass	Chk Pass	Chk Pass	Chk Pass
High Limit								
Low Limit								

Int. Std.	Y_2243	Y_3600	Y_3774
Line	224.306 {450}	360.073 { 94}	377.433 { 89}
Units	Cts/S	Cts/S	Cts/S
Avg	**1451.1**	**30687.**	**5902.9**
Stddev	4.2	40.	2.9
%RSD	.29179	.13074	.04917
#1	1454.1	30716.	5905.0
#2	1448.1	30659.	5900.9

Sample Name: 280-83016-D-7-B Acquired: 5/23/2016 17:34:50 Type: Unk
Method: 6500_026(v10) Mode: CONC Corr. Factor: 1.000000
User: kellyca Custom ID1: Custom ID2: Custom ID3:
Comment: 326260 6010B

Elem	Ag3280	Al1670	As1890	B_2089	Ba4554	Be3130	Bi2230	Ca3179	Cd2288
Line	328.068 {103}	167.079 {502}	189.042 {478}	208.959 {461}	455.403 { 74}	313.042 {108}	223.061 {451}	317.933 {106}	228.802 {447}
Units	ppm	ppm	ppm	ppm	ppm	ppm	ppm	ppm	ppm
Avg	**.00017**	**.07323**	**.00090**	**.01101**	**.03975**	**.00020**	**.00286**	**2.2802**	**.00021**
Stddev	.00044	.00153	.00625	.00006	.00025	.00003	.00008	.0037	.00032
%RSD	257.43	2.0959	691.02	.57298	.61763	13.455	2.7654	.16444	152.83
#1	-.00014	.07215	-.00351	.01097	.03957	.00022	.00291	2.2829	.00044
#2	.00048	.07432	.00532	.01106	.03992	.00018	.00280	2.2776	-.00002
Check ?	Chk Pass	Chk Pass	Chk Pass	Chk Pass	Chk Pass	Chk Pass	Chk Pass	Chk Pass	Chk Pass
High Limit									
Low Limit									

Elem	Co2286	Cr2055	Cu3247	Fe2599	K_7664	Li6707	Mg2790	Mn2576	Mo2020
Line	228.616 {447}	205.560 {464}	324.754 {104}	259.940 {130}	766.490 { 44}	670.784 { 50}	279.079 {121}2	257.610 {131}	202.030 {467}
Units	ppm	ppm	ppm	ppm	ppm	ppm	ppm	ppm	ppm
Avg	**-.00027**	**.00016**	**-.00098**	**.13540**	**.99795**	**.00327**	**1.1398**	**.03528**	**.00078**
Stddev	.00062	.00027	.00008	.00065	.01261	.00058	.0098	.00025	.00001
%RSD	227.15	168.43	7.9339	.48173	1.2632	17.867	.86249	.71517	1.5239
#1	-.00071	.00035	-.00093	.13586	.98903	.00285	1.1468	.03546	.00077
#2	.00016	-.00003	-.00104	.13493	1.0069	.00368	1.1328	.03511	.00078
Check ?	Chk Pass	Chk Pass	Chk Pass	Chk Pass	Chk Pass	Chk Pass	Chk Pass	Chk Pass	Chk Pass
High Limit									
Low Limit									

Elem	Na5895	Ni2316	P_1782	Pb2203	S_1820	Sb2068	Se1960	Si2881	Sn1899
Line	589.592 { 57}	231.604 {446}	178.284 {489}	220.353 {453}	182.034 {485}	206.833 {463}	196.090 {472}	288.158 {117}	189.989 {477}
Units	ppm	ppm	ppm	ppm	ppm	ppm	ppm	ppm	ppm
Avg	**7.0866**	**.00112**	**.01423**	**.00023**	**.20563**	**.00107**	**.00846**	**16.369**	**-.00014**
Stddev	.0066	.00016	.00144	.00123	.00689	.00259	.00179	.055	.00093
%RSD	.09327	14.013	10.095	546.30	3.3486	242.82	21.200	.33647	651.18
#1	7.0819	.00123	.01321	.00109	.21050	-.00077	.00720	16.330	.00051
#2	7.0913	.00101	.01525	-.00064	.20077	.00290	.00973	16.408	-.00080
Check ?	Chk Pass	Chk Pass	Chk Pass	Chk Pass	Chk Pass	Chk Pass	Chk Pass	Chk Pass	Chk Pass
High Limit									
Low Limit									

Elem	Sr4077	Th2837	Ti3349	Tl1908	U_3701	V_2924	Zn2062	Zr3391
Line	407.771 { 83}	283.730 {119}	334.904 {101}	190.856 {477}	370.152 { 91}	292.402 {115}	206.200 {163}	339.198 { 99}
Units	ppm	ppm	ppm	ppm	ppm	ppm	ppm	ppm
Avg	**.05139**	**.00173**	**.00219**	**.00041**	**.01201**	**.00063**	**.00481**	**.00039**
Stddev	.00020	.00056	.00011	.00062	.02127	.00013	.00023	.00079
%RSD	.39426	32.388	5.1342	150.39	177.08	20.015	4.7456	203.87
#1	.05125	.00213	.00211	.00085	.02705	.00072	.00497	-.00017
#2	.05153	.00134	.00226	-.00003	-.00303	.00054	.00465	.00095
Check ?	Chk Pass	Chk Pass	Chk Pass	Chk Pass	Chk Pass	Chk Pass	Chk Pass	Chk Pass
High Limit								
Low Limit								

Int. Std.	Y_2243	Y_3600	Y_3774
Line	224.306 {450}	360.073 { 94}	377.433 { 89}
Units	Cts/S	Cts/S	Cts/S
Avg	**1527.4**	**32131.**	**5939.6**
Stddev	1.5	95.	9.2
%RSD	.09736	.29505	.15466
#1	1526.4	32064.	5933.1
#2	1528.5	32198.	5946.1

Sample Name: 280-83016-D-7-B SD@5 Acquired: 5/23/2016 17:37:36 Type: Unk
Method: 6500_026(v10) Mode: CONC Corr. Factor: 1.000000
User: kellyca Custom ID1: Custom ID2: Custom ID3:
Comment: 326260 6010B

Elem	Ag3280	Al1670	As1890	B_2089	Ba4554	Be3130	Bi2230	Ca3179	Cd2288
Line	328.068 {103}	167.079 {502}	189.042 {478}	208.959 {461}	455.403 { 74}	313.042 {108}	223.061 {451}	317.933 {106}	228.802 {447}
Units	ppm	ppm	ppm	ppm	ppm	ppm	ppm	ppm	ppm
Avg	**.00076**	**.01399**	**.00250**	**.00390**	**.00808**	**.00002**	**.00169**	**.45921**	**-.00023**
Stddev	.00032	.00108	.00785	.00008	.00004	.00006	.00018	.00302	.00005
%RSD	41.809	7.7301	314.42	2.1562	.45527	264.78	10.495	.65790	23.265
#1	.00098	.01323	-.00305	.00396	.00805	-.00002	.00181	.45708	-.00027
#2	.00053	.01475	.00805	.00384	.00810	.00006	.00156	.46135	-.00020
Check ?	Chk Pass	Chk Pass	Chk Pass	Chk Pass	Chk Pass	Chk Pass	Chk Pass	Chk Pass	Chk Pass
High Limit									
Low Limit									

Elem	Co2286	Cr2055	Cu3247	Fe2599	K_7664	Li6707	Mg2790	Mn2576	Mo2020
Line	228.616 {447}	205.560 {464}	324.754 {104}	259.940 {130}	766.490 { 44}	670.784 { 50}	279.079 {121}2	257.610 {131}	202.030 {467}
Units	ppm	ppm	ppm	ppm	ppm	ppm	ppm	ppm	ppm
Avg	**.00015**	**-.00023**	**-.00145**	**.06489**	**.20499**	**-.00046**	**.23334**	**.00716**	**.00023**
Stddev	.00053	.00004	.00020	.00157	.03510	.00063	.00186	.00005	.00001
%RSD	361.82	17.183	13.881	2.4241	17.121	134.92	.79749	.75573	6.4464
#1	-.00023	-.00020	-.00131	.06378	.18017	-.00002	.23202	.00719	.00022
#2	.00052	-.00026	-.00159	.06600	.22980	-.00091	.23465	.00712	.00024
Check ?	Chk Pass	Chk Pass	Chk Pass	Chk Pass	Chk Pass	Chk Pass	Chk Pass	Chk Pass	Chk Pass
High Limit									
Low Limit									

Elem	Na5895	Ni2316	P_1782	Pb2203	S_1820	Sb2068	Se1960	Si2881	Sn1899
Line	589.592 { 57}	231.604 {446}	178.284 {489}	220.353 {453}	182.034 {485}	206.833 {463}	196.090 {472}	288.158 {117}	189.989 {477}
Units	ppm	ppm	ppm	ppm	ppm	ppm	ppm	ppm	ppm
Avg	**1.4327**	**.00076**	**.00198**	**.00228**	**.04508**	**.00049**	**.00959**	**3.2797**	**-.00013**
Stddev	.0026	.00047	.00071	.00074	.00166	.00178	.00060	.0350	.00048
%RSD	.17879	61.487	36.053	32.500	3.6839	362.12	6.2851	1.0656	367.91
#1	1.4309	.00043	.00147	.00176	.04625	-.00077	.01002	3.2550	-.00046
#2	1.4345	.00109	.00248	.00281	.04390	.00175	.00916	3.3044	.00021
Check ?	Chk Pass	Chk Pass	Chk Pass	Chk Pass	Chk Pass	Chk Pass	Chk Pass	Chk Pass	Chk Pass
High Limit									
Low Limit									

Elem	Sr4077	Th2837	Ti3349	Tl1908	U_3701	V_2924	Zn2062	Zr3391
Line	407.771 { 83}	283.730 {119}	334.904 {101}	190.856 {477}	370.152 { 91}	292.402 {115}	206.200 {163}	339.198 { 99}
Units	ppm	ppm	ppm	ppm	ppm	ppm	ppm	ppm
Avg	**.01029**	**.00080**	**.00071**	**.00120**	**.00218**	**-.00026**	**.00173**	**.00062**
Stddev	.00009	.00161	.00049	.00074	.02110	.00053	.00065	.00026
%RSD	.83068	201.82	68.985	61.806	966.31	201.47	37.429	41.433
#1	.01023	.00193	.00036	.00068	-.01274	.00011	.00127	.00044
#2	.01035	-.00034	.00105	.00173	.01711	-.00063	.00218	.00080
Check ?	Chk Pass	Chk Pass	Chk Pass	Chk Pass	Chk Pass	Chk Pass	Chk Pass	Chk Pass
High Limit								
Low Limit								

Int. Std.	Y_2243	Y_3600	Y_3774
Line	224.306 {450}	360.073 { 94}	377.433 { 89}
Units	Cts/S	Cts/S	Cts/S
Avg	**1529.2**	**32604.**	**5965.8**
Stddev	2.9	53.	27.9
%RSD	.18811	.16163	.46693
#1	1531.3	32641.	5985.5
#2	1527.2	32567.	5946.1

Sample Name: 280-83016-D-7-C MS Acquired: 5/23/2016 17:40:22 Type: Unk
Method: 6500_026(v10) Mode: CONC Corr. Factor: 1.000000
User: kellyca Custom ID1: Custom ID2: Custom ID3:
Comment: 326260 6010B

Elem	Ag3280	Al1670	As1890	B_2089	Ba4554	Be3130	Bi2230	Ca3179	Cd2288
Line	328.068 {103}	167.079 {502}	189.042 {478}	208.959 {461}	455.403 { 74}	313.042 {108}	223.061 {451}	317.933 {106}	228.802 {447}
Units	ppm	ppm	ppm	ppm	ppm	ppm	ppm	ppm	ppm
Avg	**.04925**	**2.0642**	**1.0583**	**1.1058**	**2.0566**	**.05082**	**2.2889**	**51.577**	**.10573**
Stddev	.00060	.0045	.0110	.0087	.0070	.00027	.0097	.166	.00023
%RSD	1.2100	.21688	1.0388	.78488	.34259	.52802	.42409	.32264	.22105
#1	.04883	2.0610	1.0505	1.0997	2.0516	.05063	2.2821	51.459	.10556
#2	.04968	2.0674	1.0660	1.1119	2.0616	.05101	2.2958	51.694	.10589
Check ?	Chk Pass	Chk Pass	Chk Pass	Chk Pass	Chk Pass	Chk Pass	Chk Pass	Chk Pass	Chk Pass
High Limit									
Low Limit									

Elem	Co2286	Cr2055	Cu3247	Fe2599	K_7664	Li6707	Mg2790	Mn2576	Mo2020
Line	228.616 {447}	205.560 {464}	324.754 {104}	259.940 {130}	766.490 { 44}	670.784 { 50}	279.079 {121}2	257.610 {131}	202.030 {467}
Units	ppm	ppm	ppm	ppm	ppm	ppm	ppm	ppm	ppm
Avg	**.51549**	W **.20673**	**.25180**	**1.1205**	**52.782**	**1.0687**	**49.516**	**.51657**	**1.0710**
Stddev	.00104	.00124	.00099	.0114	.224	.0048	.015	.00081	.0012
%RSD	.20200	.60083	.39374	1.0175	.42506	.44881	.03008	.15601	.11295
#1	.51475	.20585	.25110	1.1124	52.624	1.0653	49.527	.51600	1.0701
#2	.51622	.20761	.25250	1.1286	52.941	1.0721	49.506	.51714	1.0718
Check ?	Chk Pass	Chk Warn	Chk Pass	Chk Pass	Chk Pass	Chk Pass	Chk Pass	Chk Pass	Chk Pass
High Limit		.10000							
Low Limit		-.01000							

Elem	Na8183	Ni2316	P_1782	Pb2203	S_1820	Sb2068	Se1960	Si2881	Sn1899
Line	818.326 { 41}	231.604 {446}	178.284 {489}	220.353 {453}	182.034 {485}	206.833 {463}	196.090 {472}	288.158 {117}	189.989 {477}
Units	ppm	ppm	ppm	ppm	ppm	ppm	ppm	ppm	ppm
Avg	**59.401**	**.50399**	**10.511**	**.51979**	**2.3414**	**.53311**	**2.1110**	**25.752**	**1.9946**
Stddev	.446	.00081	.050	.00054	.0058	.00413	.0229	.046	.0014
%RSD	.75000	.16041	.48007	.10312	.24702	.77477	1.0857	.18018	.06916
#1	59.716	.50342	10.475	.52017	2.3373	.53018	2.0948	25.719	1.9955
#2	59.086	.50456	10.546	.51941	2.3455	.53603	2.1272	25.785	1.9936
Check ?	Chk Pass	Chk Pass	Chk Pass	Chk Pass	Chk Pass	Chk Pass	Chk Pass	Chk Pass	Chk Pass
High Limit									
Low Limit									

Elem	Sr4077	Th2837	Ti3349	Tl1908	U_3701	V_2924	Zn2062	Zr3391
Line	407.771 { 83}	283.730 {119}	334.904 {101}	190.856 {477}	370.152 { 91}	292.402 {115}	206.200 {163}	339.198 { 99}
Units	ppm	ppm	ppm	ppm	ppm	ppm	ppm	ppm
Avg	**1.0094**	**1.0132**	**.95066**	**2.0184**	**2.1564**	**.46842**	**.48279**	**.48901**
Stddev	.0021	.0092	.00231	.0100	.0046	.00349	.00007	.00047
%RSD	.21062	.91334	.24262	.49563	.21264	.74499	.01383	.09580
#1	1.0079	1.0066	.94902	2.0113	2.1597	.46595	.48284	.48868
#2	1.0109	1.0197	.95229	2.0254	2.1532	.47089	.48274	.48935
Check ?	Chk Pass	Chk Pass	Chk Pass	Chk Pass	Chk Pass	Chk Pass	Chk Pass	Chk Pass
High Limit								
Low Limit								

Int. Std.	Y_2243	Y_3600	Y_3774
Line	224.306 {450}	360.073 { 94}	377.433 { 89}
Units	Cts/S	Cts/S	Cts/S
Avg	**1438.7**	**30490.**	**5863.4**
Stddev	7.1	85.	2.2
%RSD	.49177	.27722	.03761
#1	1443.7	30550.	5864.9
#2	1433.7	30430.	5861.8

Sample Name: 280-83016-D-7-D MSD Acquired: 5/23/2016 17:42:58 Type: Unk
Method: 6500_026(v10) Mode: CONC Corr. Factor: 1.000000
User: kellyca Custom ID1: Custom ID2: Custom ID3:
Comment: 326260 6010B

Elem	Ag3280	Al1670	As1890	B_2089	Ba4554	Be3130	Bi2230	Ca3179	Cd2288
Line	328.068 {103}	167.079 {502}	189.042 {478}	208.959 {461}	455.403 { 74}	313.042 {108}	223.061 {451}	317.933 {106}	228.802 {447}
Units	ppm	ppm	ppm	ppm	ppm	ppm	ppm	ppm	ppm
Avg	**.04909**	**2.0556**	**1.0590**	**1.0992**	**2.0522**	**.05070**	**2.2716**	**51.324**	**.10530**
Stddev	.00017	.0012	.0048	.0005	.0012	.00019	.0052	.026	.00004
%RSD	.33886	.05825	.45288	.04294	.05843	.36996	.22972	.05056	.04091
#1	.04898	2.0547	1.0624	1.0988	2.0530	.05083	2.2753	51.342	.10533
#2	.04921	2.0564	1.0556	1.0995	2.0513	.05057	2.2679	51.306	.10527
Check ?	Chk Pass	Chk Pass	Chk Pass	Chk Pass	Chk Pass	Chk Pass	Chk Pass	Chk Pass	Chk Pass
High Limit									
Low Limit									

Elem	Co2286	Cr2055	Cu3247	Fe2599	K_7664	Li6707	Mg2790	Mn2576	Mo2020
Line	228.616 {447}	205.560 {464}	324.754 {104}	259.940 {130}	766.490 { 44}	670.784 { 50}	279.079 {121}2	257.610 {131}	202.030 {467}
Units	ppm	ppm	ppm	ppm	ppm	ppm	ppm	ppm	ppm
Avg	**.51309**	W **.20598**	**.25399**	**1.2904**	**52.860**	**1.0701**	**49.707**	**.51717**	**1.0659**
Stddev	.00164	.00015	.00024	.0042	.023	.0007	.041	.00063	.0015
%RSD	.31970	.07239	.09373	.32843	.04389	.06287	.08170	.12220	.13903
#1	.51425	.20608	.25382	1.2934	52.876	1.0706	49.736	.51761	1.0669
#2	.51193	.20587	.25416	1.2874	52.844	1.0697	49.679	.51672	1.0649
Check ?	Chk Pass	Chk Warn	Chk Pass	Chk Pass	Chk Pass	Chk Pass	Chk Pass	Chk Pass	Chk Pass
High Limit		.10000							
Low Limit		-.01000							

Elem	Na8183	Ni2316	P_1782	Pb2203	S_1820	Sb2068	Se1960	Si2881	Sn1899
Line	818.326 { 41}	231.604 {446}	178.284 {489}	220.353 {453}	182.034 {485}	206.833 {463}	196.090 {472}	288.158 {117}	189.989 {477}
Units	ppm	ppm	ppm	ppm	ppm	ppm	ppm	ppm	ppm
Avg	**59.651**	**.50247**	**10.446**	**.51857**	**2.3221**	**.52605**	**2.0931**	**26.119**	**1.9795**
Stddev	.614	.00008	.010	.00064	.0045	.00061	.0072	.015	.0039
%RSD	1.0296	.01632	.09846	.12353	.19481	.11583	.34528	.05711	.19725
#1	60.085	.50253	10.439	.51812	2.3189	.52648	2.0982	26.130	1.9768
#2	59.217	.50241	10.454	.51903	2.3253	.52562	2.0880	26.109	1.9823
Check ?	Chk Pass	Chk Pass	Chk Pass	Chk Pass	Chk Pass	Chk Pass	Chk Pass	Chk Pass	Chk Pass
High Limit									
Low Limit									

Elem	Sr4077	Th2837	Ti3349	Tl1908	U_3701	V_2924	Zn2062	Zr3391
Line	407.771 { 83}	283.730 {119}	334.904 {101}	190.856 {477}	370.152 { 91}	292.402 {115}	206.200 {163}	339.198 { 99}
Units	ppm	ppm	ppm	ppm	ppm	ppm	ppm	ppm
Avg	**1.0109**	**1.0087**	**.94924**	**2.0132**	**2.1687**	**.47019**	**.47985**	**.48818**
Stddev	.0014	.0050	.00105	.0049	.0250	.00047	.00240	.00090
%RSD	.13374	.49450	.11052	.24248	1.1526	.09972	.50029	.18412
#1	1.0119	1.0052	.94849	2.0097	2.1864	.46986	.47816	.48881
#2	1.0100	1.0122	.94998	2.0166	2.1511	.47052	.48155	.48754
Check ?	Chk Pass	Chk Pass	Chk Pass	Chk Pass	Chk Pass	Chk Pass	Chk Pass	Chk Pass
High Limit								
Low Limit								

Int. Std.	Y_2243	Y_3600	Y_3774
Line	224.306 {450}	360.073 { 94}	377.433 { 89}
Units	Cts/S	Cts/S	Cts/S
Avg	**1446.3**	**30520.**	**5919.3**
Stddev	1.0	74.	1.3
%RSD	.06614	.24324	.02219
#1	1447.0	30468.	5920.3
#2	1445.6	30573.	5918.4

Sample Name: 280-83087-F-8-E Acquired: 5/23/2016 17:45:33 Type: Unk
Method: 6500_026(v10) Mode: CONC Corr. Factor: 1.000000
User: kellyca Custom ID1: Custom ID2: Custom ID3:
Comment: 326260 6010B

Elem	Ag3280	Al3092	As1890	B_2089	Ba4554	Be3130	Bi2230	Ca3179	Cd2288
Line	328.068 {103}	309.271 {109}	189.042 {478}	208.959 {461}	455.403 { 74}	313.042 {108}	223.061 {451}	317.933 {106}	228.802 {447}
Units	ppm	ppm	ppm	ppm	ppm	ppm	ppm	ppm	ppm
Avg	**.00025**	**11.152**	**.01265**	**.45292**	**.12026**	**.00057**	**.00286**	**387.13**	**.00051**
Stddev	.00032	.095	.00378	.00264	.00043	.00003	.00214	.19	.00004
%RSD	125.38	.85586	29.898	.58315	.35867	6.0525	75.048	.04953	7.1937
#1	.00003	11.084	.00998	.45479	.11995	.00055	.00437	386.99	.00054
#2	.00048	11.219	.01533	.45105	.12056	.00060	.00134	387.26	.00049
Check ?	Chk Pass	Chk Pass	Chk Pass	Chk Pass	Chk Pass	Chk Pass	Chk Pass	Chk Pass	Chk Pass
High Limit									
Low Limit									

Elem	Co2286	Cr2055	Cu3247	Fe2599	K_7664	Li6707	Mg2790	Mn2576	Mo2020
Line	228.616 {447}	205.560 {464}	324.754 {104}	259.940 {130}	766.490 { 44}	670.784 { 50}	279.079 {121}2	257.610 {131}	202.030 {467}
Units	ppm	ppm	ppm	ppm	ppm	ppm	ppm	ppm	ppm
Avg	**.02472**	**.01932**	**.01273**	**15.068**	**7.5074**	**.06138**	**168.64**	**2.6734**	**.00348**
Stddev	.00010	.00020	.00046	.011	.0243	.00014	.03	.0004	.00088
%RSD	.41338	1.0132	3.5883	.07020	.32424	.22571	.01660	.01361	25.284
#1	.02479	.01918	.01240	15.060	7.4902	.06128	168.62	2.6732	.00410
#2	.02464	.01945	.01305	15.075	7.5246	.06148	168.66	2.6737	.00285
Check ?	Chk Pass	Chk Pass	Chk Pass	Chk Pass	Chk Pass	Chk Pass	Chk Pass	Chk Pass	Chk Pass
High Limit									
Low Limit									

Elem	Na8183	Ni2316	P_1782	Pb2203	S_1820	Sb2068	Se1960	Si2881	Sn1899
Line	818.326 { 41}	231.604 {446}	178.284 {489}	220.353 {453}	182.034 {485}	206.833 {463}	196.090 {472}	288.158 {117}	189.989 {477}
Units	ppm	ppm	ppm	ppm	ppm	ppm	ppm	ppm	ppm
Avg	**51.896**	**.03370**	**.44696**	**.00390**	F **308.36**	**.00237**	**.01250**	**27.679**	**-.00109**
Stddev	.347	.00065	.00321	.00259	.05	.00040	.00149	.141	.00044
%RSD	.66952	1.9264	.71903	66.343	.01559	17.005	11.901	.50842	40.448
#1	51.651	.03324	.44468	.00573	308.40	.00209	.01145	27.579	-.00140
#2	52.142	.03416	.44923	.00207	308.33	.00266	.01355	27.778	-.00078
Check ?	Chk Pass	Chk Pass	Chk Pass	Chk Pass	Chk Fail	Chk Pass	Chk Pass	Chk Pass	Chk Pass
High Limit					200.00				
Low Limit					-.02000				

Elem	Sr4077	Th2837	Ti3349	Tl1908	U_3701	V_2924	Zn2062	Zr3391
Line	407.771 { 83}	283.730 {119}	334.904 {101}	190.856 {477}	370.152 { 91}	292.402 {115}	206.200 {163}	339.198 { 99}
Units	ppm	ppm	ppm	ppm	ppm	ppm	ppm	ppm
Avg	**.99245**	**.00211**	**.32220**	**.00314**	**-.00419**	**.01932**	**.05323**	**.00724**
Stddev	.00024	.00031	.00227	.00203	.00462	.00076	.00035	.00090
%RSD	.02462	14.614	.70425	64.693	110.15	3.9498	.65192	12.431
#1	.99227	.00233	.32380	.00457	-.00746	.01986	.05298	.00660
#2	.99262	.00189	.32059	.00170	-.00093	.01878	.05347	.00788
Check ?	Chk Pass	Chk Pass	Chk Pass	Chk Pass	Chk Pass	Chk Pass	Chk Pass	Chk Pass
High Limit								
Low Limit								

Int. Std.	Y_2243	Y_3600	Y_3774
Line	224.306 {450}	360.073 { 94}	377.433 { 89}
Units	Cts/S	Cts/S	Cts/S
Avg	**1364.1**	**29079.**	**5730.0**
Stddev	.1	42.	5.1
%RSD	.00754	.14410	.08935
#1	1364.0	29050.	5726.3
#2	1364.1	29109.	5733.6

Sample Name: ccvh-3900196 Acquired: 5/23/2016 17:48:14 Type: QC
Method: 6500_026(v10) Mode: CONC Corr. Factor: 1.000000
User: kellyca Custom ID1: Custom ID2: Custom ID3:
Comment:

Elem	Ag3280	Al3092	As1890	B_2089	Ba4554	Be3130	Bi2230	Ca3179	Cd2288	Co2286	Cr2055	Cu3247	Fe2714
Units	ppm	ppm	ppm	ppm	ppm	ppm	ppm	ppm	ppm	ppm	ppm	ppm	ppm
Avg	**.00167**	**48.091**	**-.00123**	**.00552**	**.00187**	**.00123**	**1.0769**	**-.00040**	**.00052**	**.00473**	**.00118**	**.00721**	**48.258**
Stddev	.00020	.259	.00573	.00147	.00004	.00003	.0028	.00967	.00036	.00031	.00032	.00045	.132
%RSD	11.734	.53938	466.89	26.571	2.0560	2.4290	.25867	2446.3	69.829	6.5961	27.028	6.2474	.27296
#1	.00154	47.908	.00282	.00656	.00190	.00121	1.0749	.00644	.00026	.00495	.00141	.00689	48.165
#2	.00181	48.274	-.00528	.00448	.00184	.00125	1.0788	-.00723	.00078	.00451	.00096	.00753	48.351
Check ?	None	Chk Pass	None	None	None	None	Chk Pass	None	None	None	None	None	Chk Pass
Value													
Range													

Elem	K_7664	Li6707	Mg2790	Mn2576	Mo2020	Na8183	Ni2316	P_1782	Pb2203	S_1820	Sb2068	Se1960	Si2881
Units	ppm	ppm	ppm	ppm	ppm	ppm	ppm	ppm	ppm	ppm	ppm	ppm	ppm
Avg	**.20322**	**.00317**	**.23624**	**.00083**	**-.00067**	**253.72**	**.00134**	**.00932**	**.00106**	**5.1305**	**.00490**	**.01095**	**.01689**
Stddev	.01093	.00138	.00637	.00010	.00038	1.64	.00075	.00561	.00168	.0069	.00323	.00377	.01039
%RSD	5.3803	43.648	2.6961	11.936	56.518	.64732	55.959	60.165	158.75	.13497	65.920	34.405	61.531
#1	.21096	.00219	.24075	.00090	-.00040	252.56	.00188	.00535	-.00013	5.1256	.00261	.00829	.02424
#2	.19549	.00415	.23174	.00076	-.00094	254.88	.00081	.01328	.00225	5.1354	.00718	.01361	.00954
Check ?	None	None	None	None	None	Chk Pass	None	None	None	Chk Pass	None	None	None
Value													
Range													

Elem	Sn1899	Sr4077	Th2837	Ti3349	Tl1908	U_3701	V_2924	Zn2062	Zr3391
Units	ppm	ppm	ppm	ppm	ppm	ppm	ppm	ppm	ppm
Avg	**.00412**	**.00184**	**5.0052**	**.02599**	**.00202**	**10.318**	**-.01490**	**-.00008**	**-.01337**
Stddev	.00161	.00002	.0030	.00010	.00076	.016	.00085	.00025	.00349
%RSD	39.138	.90152	.05924	.38368	37.502	.15189	5.7185	325.20	26.093
#1	.00526	.00183	5.0031	.02606	.00148	10.329	-.01550	-.00025	-.01584
#2	.00298	.00185	5.0073	.02592	.00255	10.307	-.01430	.00010	-.01090
Check ?	None	None	Chk Pass	None	None	Chk Pass	None	None	None
Value									
Range									

Int. Std.	Y_2243	Y_3600	Y_3774
Units	Cts/S	Cts/S	Cts/S
Avg	**1454.1**	**30550.**	**5873.0**
Stddev	5.5	15.	16.9
%RSD	.37497	.04921	.28804
#1	1457.9	30539.	5885.0
#2	1450.2	30560.	5861.0

Sample Name: ccv-3900195 Acquired: 5/23/2016 17:51:05 Type: QC
Method: 6500_026(v10) Mode: CONC Corr. Factor: 1.000000
User: kellyca Custom ID1: Custom ID2: Custom ID3:
Comment:

Elem	Ag3280	Al1670	As1890	B_2089	Ba4554	Be3130	Bi2230	Ca3179	Cd2288	Co2286	Cr2055	Cu3247	Fe2599	K_7664
Units	ppm	ppm	ppm	ppm	ppm	ppm	ppm	ppm	ppm	ppm	ppm	ppm	ppm	ppm
Avg	**.48147**	**.51679**	**1.0101**	**.53304**	**.49373**	**.49530**	**.00206**	**4.9934**	**.51155**	**.51320**	**.50502**	**.49528**	**2.4411**	**50.183**
Stddev	.00130	.00124	.0056	.00050	.00253	.00313	.00211	.0437	.00040	.00085	.00158	.00125	.0179	.250
%RSD	.26942	.24032	.55938	.09417	.51220	.63130	102.43	.87592	.07741	.16596	.31274	.25259	.73355	.49869
#1	.48238	.51592	1.0141	.53268	.49194	.49309	.00057	4.9624	.51127	.51259	.50614	.49616	2.4284	50.006
#2	.48055	.51767	1.0061	.53339	.49551	.49751	.00356	5.0243	.51183	.51380	.50390	.49439	2.4537	50.360
Check ?	Chk Pass	Chk Pass	Chk Pass	Chk Pass	Chk Pass	Chk Pass	None	Chk Pass	Chk Pass	Chk Pass	Chk Pass	Chk Pass	Chk Pass	Chk Pass
Value														
Range														

Elem	Li6707	Mg2790	Mn2576	Mo2020	Na5895	Ni2316	P_1782	Pb2203	S_1820	Sb2068	Se1960	Si2881	Sn1899	Sr4077
Units	ppm	ppm	ppm	ppm	ppm	ppm	ppm	ppm	ppm	ppm	ppm	ppm	ppm	ppm
Avg	**1.0474**	**19.272**	**.48498**	**.51011**	**5.1789**	**.50540**	**1.0012**	**1.0476**	**.00881**	**1.0103**	**1.0269**	**4.9068**	**.99699**	**.47819**
Stddev	.0063	.120	.00133	.00037	.0210	.00186	.0103	.0014	.00406	.0048	.0097	.0418	.00595	.00131
%RSD	.60223	.62103	.27328	.07246	.40640	.36797	1.0298	.12977	46.087	.47480	.94060	.85150	.59714	.27471
#1	1.0430	19.356	.48592	.50985	5.1640	.50408	.99387	1.0485	.00594	1.0069	1.0200	4.8773	1.0012	.47726
#2	1.0519	19.187	.48404	.51038	5.1938	.50671	1.0084	1.0466	.01168	1.0136	1.0337	4.9364	.99278	.47912
Check ?	Chk Pass	Chk Pass	Chk Pass	Chk Pass	Chk Pass	Chk Pass	Chk Pass	Chk Pass	None	Chk Pass	Chk Pass	Chk Pass	Chk Pass	Chk Pass
Value														
Range														

Elem	Th2837	Ti3349	Tl1908	U_3701	V_2924	Zn2062	Zr3391
Units	ppm	ppm	ppm	ppm	ppm	ppm	ppm
Avg	**.00689**	**.46806**	**1.0368**	**.00926**	**.46699**	**.46746**	**.48606**
Stddev	.00027	.00186	.0060	.00106	.00077	.00200	.00240
%RSD	3.9231	.39674	.57345	11.397	.16435	.42783	.49414
#1	.00670	.46937	1.0326	.00852	.46754	.46887	.48776
#2	.00708	.46675	1.0410	.01001	.46645	.46604	.48437
Check ?	None	Chk Pass	Chk Pass	None	Chk Pass	Chk Pass	Chk Pass
Value							
Range							

Int. Std.	Y_2243	Y_3600	Y_3774
Units	Cts/S	Cts/S	Cts/S
Avg	**1495.7**	**31481.**	**5958.3**
Stddev	.8	33.	40.3
%RSD	.05299	.10344	.67622
#1	1496.2	31458.	5986.8
#2	1495.1	31504.	5929.8

Sample Name: ccb Acquired: 5/23/2016 17:53:43 Type: QC
Method: 6500_026(v10) Mode: CONC Corr. Factor: 1.000000
User: kellyca Custom ID1: Custom ID2: Custom ID3:
Comment:

Elem	Ag3280	Al1670	As1890	B_2089	Ba4554	Be3130	Bi2230	Ca3179	Cd2288	Co2286	Cr2055	Cu3247
Units	ppm	ppm	ppm	ppm	ppm	ppm	ppm	ppm	ppm	ppm	ppm	ppm
Avg	**.00057**	**.00037**	**.00049**	W **.00192**	**.00024**	**.00003**	**.00203**	**-.00105**	**.00015**	**-.00044**	**.00001**	**-.00097**
Stddev	.00030	.00026	.00373	.00054	.00006	.00007	.00138	.00076	.00002	.00010	.00021	.00026
%RSD	52.889	71.455	759.87	27.927	26.174	193.73	68.173	72.156	14.009	22.530	2093.4	26.974
#1	.00035	.00018	.00313	.00154	.00020	-.00001	.00105	-.00159	.00017	-.00037	.00016	-.00115
#2	.00078	.00056	-.00215	.00230	.00029	.00008	.00301	-.00051	.00014	-.00051	-.00014	-.00078
Check ?	Chk Pass	Chk Pass	Chk Pass	Chk Warn	Chk Pass	Chk Pass	None	Chk Pass	Chk Pass	Chk Pass	Chk Pass	Chk Pass
High Limit				.00156								
Low Limit				-.00156								

Elem	Fe2599	K_7664	Li6707	Mg2790	Mn2576	Mo2020	Na5895	Ni2316	P_1782	Pb2203	S_1820	Sb2068
Units	ppm	ppm	ppm	ppm	ppm	ppm	ppm	ppm	ppm	ppm	ppm	ppm
Avg	**.00578**	**.06165**	**-.00069**	**.00404**	**.00001**	**-.00006**	**.02526**	**.00004**	**-.00074**	**-.00038**	**.00209**	W **.00433**
Stddev	.00167	.01945	.00013	.00173	.00005	.00003	.00196	.00045	.00037	.00207	.00206	.00236
%RSD	28.869	31.549	18.286	42.698	572.26	51.499	7.7646	1127.8	50.454	541.32	98.403	54.601
#1	.00460	.07540	-.00060	.00282	.00004	-.00004	.02664	-.00028	-.00048	-.00185	.00064	.00266
#2	.00695	.04790	-.00078	.00527	-.00002	-.00009	.02387	.00035	-.00101	.00108	.00355	.00600
Check ?	Chk Pass	Chk Pass	Chk Pass	Chk Pass	Chk Pass	Chk Pass	Chk Pass	Chk Pass	Chk Pass	Chk Pass	None	Chk Warn
High Limit												.00314
Low Limit												-.00314

Elem	Se1960	Si2881	Sn1899	Sr4077	Th2837	Ti3349	Tl1908	U_3701	V_2924	Zn2062	Zr3391
Units	ppm	ppm	ppm	ppm	ppm	ppm	ppm	ppm	ppm	ppm	ppm
Avg	W **.00912**	**.01851**	**.00061**	**.00011**	**.00179**	**.00013**	**.00030**	**.02182**	**.00039**	**.00043**	**.00032**
Stddev	.00080	.00978	.00105	.00002	.00025	.00021	.00188	.01587	.00047	.00045	.00144
%RSD	8.7274	52.852	171.82	19.211	13.892	166.05	630.00	72.735	118.04	103.71	447.39
#1	.00968	.02543	.00135	.00013	.00196	.00027	-.00103	.03304	.00072	.00011	.00134
#2	.00856	.01159	-.00013	.00010	.00161	-.00002	.00163	.01060	.00007	.00074	-.00070
Check ?	Chk Warn	Chk Pass	Chk Pass	Chk Pass	Chk Pass	Chk Pass	Chk Pass	Chk Pass	Chk Pass	Chk Pass	Chk Pass
High Limit	.00486										
Low Limit	-.00486										

Int. Std.	Y_2243	Y_3600	Y_3774
Units	Cts/S	Cts/S	Cts/S
Avg	**1505.7**	**32236.**	**5917.9**
Stddev	.1	1.	68.2
%RSD	.00381	.00377	1.1522
#1	1505.7	32235.	5966.1
#2	1505.7	32236.	5869.7

Sample Name: ccvl-3907489 Acquired: 5/23/2016 17:56:31 Type: QC
Method: 6500_026(v10) Mode: CONC Corr. Factor: 1.000000
User: kellyca Custom ID1: Custom ID2: Custom ID3:
Comment:

Elem	Ag3280	Al1670	As1890	B_2089	Ba4554	Be3130	Bi2230	Ca3179	Cd2288	Co2286	Cr2055	Cu3247
Units	ppm	ppm	ppm	ppm	ppm	ppm	ppm	ppm	ppm	ppm	ppm	ppm
Avg	**.00987**	**.10749**	**.01197**	**.10589**	**.01012**	**.00097**	**.11976**	**.19258**	**.00545**	**.01038**	**.01067**	**.01396**
Stddev	.00032	.00177	.00079	.00023	.00027	.00005	.00087	.00070	.00007	.00056	.00016	.00001
%RSD	3.2121	1.6497	6.5600	.21860	2.6298	5.0556	.72904	.36432	1.2607	5.4047	1.5312	.06028
#1	.00965	.10875	.01142	.10573	.00993	.00094	.11914	.19307	.00540	.01077	.01078	.01397
#2	.01010	.10624	.01253	.10605	.01031	.00101	.12038	.19208	.00550	.00998	.01055	.01396
Check ?	Chk Pass	Chk Pass	Chk Pass	Chk Pass	Chk Pass	Chk Pass	Chk Pass	Chk Pass	Chk Pass	Chk Pass	Chk Pass	Chk Pass
Value												
Range												

Elem	Fe2599	K_7664	Li6707	Mg2790	Mn2576	Mo2020	Na5895	Ni2316	P_1782	Pb2203	S_1820	Sb2068
Units	ppm	ppm	ppm	ppm	ppm	ppm	ppm	ppm	ppm	ppm	ppm	ppm
Avg	**.10673**	**3.0453**	**.01022**	**.19936**	**.01001**	**.02091**	**1.0502**	**.04207**	**2.9254**	**.01116**	**-.00124**	**.02311**
Stddev	.00285	.0394	.00024	.00324	.00018	.00039	.0021	.00029	.0074	.00217	.00334	.00173
%RSD	2.6705	1.2955	2.3820	1.6250	1.7756	1.8832	.19815	.68499	.25202	19.419	269.55	7.4663
#1	.10875	3.0174	.01039	.19707	.00989	.02063	1.0487	.04228	2.9306	.01269	.00112	.02433
#2	.10472	3.0732	.01004	.20165	.01014	.02119	1.0516	.04187	2.9201	.00963	-.00360	.02189
Check ?	Chk Pass	Chk Pass	Chk Pass	Chk Pass	Chk Pass	Chk Pass	Chk Pass	Chk Pass	Chk Pass	Chk Pass	None	Chk Pass
Value												
Range												

Elem	Se1960	Si2881	Sn1899	Sr4077	Th2837	Ti3349	Tl1908	U_3701	V_2924	Zn2062	Zr3391
Units	ppm	ppm	ppm	ppm	ppm	ppm	ppm	ppm	ppm	ppm	ppm
Avg	F **.02454**	**.49635**	**.10315**	**.00976**	**.01738**	**.00956**	**.01781**	**.07469**	**.00940**	**.01872**	**.01491**
Stddev	.00216	.00172	.00000	.00005	.00219	.00007	.00029	.02422	.00016	.00175	.00033
%RSD	8.7997	.34642	.00267	.53087	12.618	.74654	1.6019	32.428	1.7386	9.3591	2.2297
#1	.02607	.49514	.10315	.00972	.01583	.00961	.01761	.09181	.00929	.01996	.01468
#2	.02302	.49757	.10315	.00980	.01893	.00951	.01801	.05756	.00952	.01748	.01515
Check ?	Chk Fail	Chk Pass	Chk Pass	Chk Pass	Chk Pass	Chk Pass	Chk Pass	Chk Pass	Chk Pass	Chk Pass	Chk Pass
Value	.01500										
Range	30.000%										

Int. Std.	Y_2243	Y_3600	Y_3774
Units	Cts/S	Cts/S	Cts/S
Avg	**1521.3**	**32335.**	**5896.3**
Stddev	1.4	56.	26.4
%RSD	.09280	.17231	.44788
#1	1522.3	32375.	5915.0
#2	1520.3	32296.	5877.6

Sample Name: MB 280-325227/1-A Acquired: 5/23/2016 17:59:19 Type: Unk
Method: 6500_026(v10) Mode: CONC Corr. Factor: 1.000000
User: kellyca Custom ID1: 5/17 Custom ID2: Custom ID3:
Comment: 325227 6010B

Elem	Ag3280	Al1670	As1890	B_2089	Ba4554	Be3130	Bi2230	Ca3179	Cd2288
Line	328.068 {103}	167.079 {502}	189.042 {478}	208.959 {461}	455.403 { 74}	313.042 {108}	223.061 {451}	317.933 {106}	228.802 {447}
Units	ppm	ppm	ppm	ppm	ppm	ppm	ppm	ppm	ppm
Avg	**.00032**	**.00316**	**-.00211**	**.00216**	**.00021**	**.00003**	**.00361**	**.01086**	**-.00011**
Stddev	.00020	.00034	.00828	.00007	.00002	.00004	.00105	.00398	.00018
%RSD	61.045	10.793	392.34	3.2346	9.5236	141.33	29.202	36.617	156.70
#1	.00018	.00340	-.00797	.00221	.00019	.00005	.00436	.01367	-.00024
#2	.00046	.00292	.00375	.00211	.00022	.00000	.00287	.00805	.00001
Check ?	Chk Pass	Chk Pass	Chk Pass	Chk Pass	Chk Pass	Chk Pass	Chk Pass	Chk Pass	Chk Pass
High Limit									
Low Limit									

Elem	Co2286	Cr2055	Cu3247	Fe2599	K_7664	Li6707	Mg2790	Mn2576	Mo2020
Line	228.616 {447}	205.560 {464}	324.754 {104}	259.940 {130}	766.490 { 44}	670.784 { 50}	279.079 {121}2	257.610 {131}	202.030 {467}
Units	ppm	ppm	ppm	ppm	ppm	ppm	ppm	ppm	ppm
Avg	**-.00003**	**-.00011**	**-.00091**	W **.03046**	**.01870**	**-.00064**	**.00074**	**.00015**	**-.00051**
Stddev	.00023	.00002	.00004	.00103	.00258	.00024	.00285	.00008	.00028
%RSD	676.77	21.114	4.5906	3.3696	13.781	37.015	385.55	52.632	54.267
#1	-.00020	-.00010	-.00088	.02973	.02052	-.00081	-.00127	.00009	-.00071
#2	.00013	-.00013	-.00094	.03119	.01688	-.00047	.00275	.00021	-.00032
Check ?	Chk Pass	Chk Pass	Chk Pass	Chk Warn	Chk Pass	Chk Pass	Chk Pass	Chk Pass	Chk Pass
High Limit				.03000					
Low Limit				-.05000					

Elem	Na5895	Ni2316	P_1782	Pb2203	S_1820	Sb2068	Se1960	Si2881	Sn1899
Line	589.592 { 57}	231.604 {446}	178.284 {489}	220.353 {453}	182.034 {485}	206.833 {463}	196.090 {472}	288.158 {117}	189.989 {477}
Units	ppm	ppm	ppm	ppm	ppm	ppm	ppm	ppm	ppm
Avg	**.01620**	**.00037**	**.00074**	**.00124**	**.00876**	**.00163**	**.00358**	**.01270**	**-.00063**
Stddev	.00019	.00039	.00064	.00137	.00172	.00132	.00191	.00405	.00160
%RSD	1.1973	105.87	87.156	110.42	19.581	80.955	53.532	31.899	253.98
#1	.01607	.00009	.00028	.00221	.00997	.00257	.00493	.00983	.00050
#2	.01634	.00064	.00119	.00027	.00755	.00070	.00222	.01556	-.00176
Check ?	Chk Pass	Chk Pass	Chk Pass	Chk Pass	Chk Pass	Chk Pass	Chk Pass	Chk Pass	Chk Pass
High Limit									
Low Limit									

Elem	Sr4077	Th2837	Ti3349	Tl1908	U_3701	V_2924	Zn2062	Zr3391
Line	407.771 { 83}	283.730 {119}	334.904 {101}	190.856 {477}	370.152 { 91}	292.402 {115}	206.200 {163}	339.198 { 99}
Units	ppm	ppm	ppm	ppm	ppm	ppm	ppm	ppm
Avg	**.00000**	**.00268**	**.00066**	**.00117**	**-.00626**	**.00009**	**.00085**	**.00056**
Stddev	.00001	.00045	.00041	.00131	.00763	.00018	.00124	.00051
%RSD	332.88	16.749	62.203	111.63	121.79	197.69	145.86	89.941
#1	-.00000	.00236	.00095	.00025	-.01166	-.00004	.00173	.00021
#2	.00001	.00300	.00037	.00210	-.00087	.00022	-.00003	.00092
Check ?	Chk Pass	Chk Pass	Chk Pass	Chk Pass	Chk Pass	Chk Pass	Chk Pass	Chk Pass
High Limit								
Low Limit								

Int. Std.	Y_2243	Y_3600	Y_3774
Line	224.306 {450}	360.073 { 94}	377.433 { 89}
Units	Cts/S	Cts/S	Cts/S
Avg	**1528.1**	**32629.**	**5961.6**
Stddev	.9	49.	16.3
%RSD	.06017	.14930	.27415
#1	1527.5	32663.	5950.1
#2	1528.8	32595.	5973.2

Sample Name: LCS 280-325227/2-A Acquired: 5/23/2016 18:02:06 Type: Unk
Method: 6500_026(v10) Mode: CONC Corr. Factor: 1.000000
User: kellyca Custom ID1: Custom ID2: Custom ID3:
Comment: 325227 6010B

Elem	Ag3280	Al1670	As1890	B_2089	Ba4554	Be3130	Bi2230	Ca3179	Cd2288
Line	328.068 {103}	167.079 {502}	189.042 {478}	208.959 {461}	455.403 { 74}	313.042 {108}	223.061 {451}	317.933 {106}	228.802 {447}
Units	ppm	ppm	ppm	ppm	ppm	ppm	ppm	ppm	ppm
Avg	**.05211**	**2.0569**	F **1.1053**	F **1.1338**	**2.0847**	**.05260**	F **2.3407**	**51.755**	**.10902**
Stddev	.00047	.0040	.0009	.0000	.0025	.00016	.0111	.195	.00024
%RSD	.90426	.19692	.07814	.00230	.12143	.30932	.47194	.37718	.21598
#1	.05245	2.0541	1.1059	1.1338	2.0829	.05248	2.3485	51.617	.10885
#2	.05178	2.0598	1.1047	1.1338	2.0865	.05271	2.3329	51.893	.10919
Check ?	Chk Pass	Chk Pass	Chk Fail	Chk Fail	Chk Pass	Chk Pass	Chk Fail	Chk Pass	Chk Pass
High Limit			1.0900	1.1000			2.2000		
Low Limit			.86000	.89000			1.8000		

Elem	Co2286	Cr2055	Cu3247	Fe2599	K_7664	Li6707	Mg2790	Mn2576	Mo2020
Line	228.616 {447}	205.560 {464}	324.754 {104}	259.940 {130}	766.490 { 44}	670.784 { 50}	279.079 {121}2	257.610 {131}	202.030 {467}
Units	ppm	ppm	ppm	ppm	ppm	ppm	ppm	ppm	ppm
Avg	**.53283**	F **.21308**	**.26536**	**1.0561**	**54.040**	**1.1025**	**51.296**	**.50666**	F **1.1026**
Stddev	.00017	.00035	.00005	.0028	.024	.0015	.015	.00104	.0002
%RSD	.03254	.16298	.01816	.26249	.04375	.13935	.02941	.20622	.01545
#1	.53271	.21332	.26539	1.0542	54.023	1.1036	51.285	.50592	1.1027
#2	.53296	.21283	.26532	1.0581	54.056	1.1014	51.306	.50740	1.1024
Check ?	Chk Pass	Chk Fail	Chk Pass	Chk Pass	Chk Pass	Chk Pass	Chk Pass	Chk Pass	Chk Fail
High Limit		.05750							1.1000
Low Limit		.04300							.90000

Elem	Na8183	Ni2316	P_1782	Pb2203	S_1820	Sb2068	Se1960	Si2881	Sn1899
Line	818.326 { 41}	231.604 {446}	178.284 {489}	220.353 {453}	182.034 {485}	206.833 {463}	196.090 {472}	288.158 {117}	189.989 {477}
Units	ppm	ppm	ppm	ppm	ppm	ppm	ppm	ppm	ppm
Avg	**54.805**	**.52315**	**10.980**	**.54212**	F **2.2208**	F **.54500**	**2.1926**	**10.374**	**2.0664**
Stddev	.005	.00117	.030	.00229	.0025	.00172	.0072	.085	.0025
%RSD	.00919	.22272	.27670	.42201	.11318	.31586	.32910	.82029	.12013
#1	54.808	.52398	11.001	.54373	2.2191	.54621	2.1977	10.314	2.0646
#2	54.801	.52233	10.958	.54050	2.2226	.54378	2.1875	10.434	2.0682
Check ?	Chk Pass	Chk Pass	Chk Pass	Chk Pass	Chk Fail	Chk Fail	Chk Pass	Chk Pass	Chk Pass
High Limit					2.2000	.54000			
Low Limit					1.8000	.44000			

Elem	Sr4077	Th2837	Ti3349	Tl1908	U_3701	V_2924	Zn2062	Zr3391
Line	407.771 { 83}	283.730 {119}	334.904 {101}	190.856 {477}	370.152 { 91}	292.402 {115}	206.200 {163}	339.198 { 99}
Units	ppm	ppm	ppm	ppm	ppm	ppm	ppm	ppm
Avg	**1.0022**	**1.0570**	**.99483**	**2.0989**	**2.2444**	**.49368**	**.50239**	**.50926**
Stddev	.0005	.0045	.00064	.0103	.0239	.00028	.00215	.00266
%RSD	.05053	.42308	.06416	.48915	1.0643	.05660	.42870	.52152
#1	1.0026	1.0539	.99438	2.1062	2.2275	.49388	.50086	.51114
#2	1.0019	1.0602	.99528	2.0916	2.2613	.49348	.50391	.50738
Check ?	Chk Pass	Chk Pass	Chk Pass	Chk Pass	Chk Pass	Chk Pass	Chk Pass	Chk Pass
High Limit								
Low Limit								

Int. Std.	Y_2243	Y_3600	Y_3774
Line	224.306 {450}	360.073 { 94}	377.433 { 89}
Units	Cts/S	Cts/S	Cts/S
Avg	**1446.1**	**30224.**	**5738.7**
Stddev	1.7	83.	21.7
%RSD	.11802	.27487	.37836
#1	1447.3	30283.	5754.0
#2	1444.9	30165.	5723.3

Sample Name: 280-83019-E-1-B Acquired: 5/23/2016 18:04:41 Type: Unk
Method: 6500_026(v10) Mode: CONC Corr. Factor: 1.000000
User: kellyca Custom ID1: Custom ID2: Custom ID3:
Comment: 325227 6010B

Elem	Ag3280	Al1670	As1890	B_2089	Ba4554	Be3130	Bi2230	Ca3179	Cd2288
Line	328.068 {103}	167.079 {502}	189.042 {478}	208.959 {461}	455.403 { 74}	313.042 {108}	223.061 {451}	317.933 {106}	228.802 {447}
Units	ppm	ppm	ppm	ppm	ppm	ppm	ppm	ppm	ppm
Avg	**.00049**	**.00178**	**.00274**	**.27871**	**.06170**	**.00007**	**.00413**	**168.82**	**-.00001**
Stddev	.00006	.00017	.00601	.00009	.00009	.00000	.00099	1.29	.00006
%RSD	11.996	9.5850	219.40	.03338	.15269	4.7865	23.981	.76662	502.69
#1	.00053	.00190	.00699	.27877	.06164	.00007	.00483	167.90	.00003
#2	.00045	.00166	-.00151	.27864	.06177	.00007	.00343	169.73	-.00006
Check ?	Chk Pass	Chk Pass	Chk Pass	Chk Pass	Chk Pass	Chk Pass	Chk Pass	Chk Pass	Chk Pass
High Limit									
Low Limit									

Elem	Co2286	Cr2055	Cu3247	Fe2599	K_7664	Li6707	Mg2790	Mn2576	Mo2020
Line	228.616 {447}	205.560 {464}	324.754 {104}	259.940 {130}	766.490 { 44}	670.784 { 50}	279.079 {121}2	257.610 {131}	202.030 {467}
Units	ppm	ppm	ppm	ppm	ppm	ppm	ppm	ppm	ppm
Avg	**.00070**	**.00020**	**.00109**	**.02842**	**3.2737**	**.01145**	**92.054**	**.00996**	**.00391**
Stddev	.00014	.00009	.00022	.00014	.0073	.00034	.117	.00004	.00010
%RSD	20.181	43.417	20.263	.49771	.22401	2.9962	.12723	.41323	2.4950
#1	.00060	.00026	.00094	.02852	3.2789	.01169	92.137	.00999	.00385
#2	.00080	.00014	.00125	.02832	3.2685	.01121	91.971	.00993	.00398
Check ?	Chk Pass	Chk Pass	Chk Pass	Chk Pass	Chk Pass	Chk Pass	Chk Pass	Chk Pass	Chk Pass
High Limit									
Low Limit									

Elem	Na8183	Ni2316	P_1782	Pb2203	S_1820	Sb2068	Se1960	Si2881	Sn1899
Line	818.326 { 41}	231.604 {446}	178.284 {489}	220.353 {453}	182.034 {485}	206.833 {463}	196.090 {472}	288.158 {117}	189.989 {477}
Units	ppm	ppm	ppm	ppm	ppm	ppm	ppm	ppm	ppm
Avg	**41.190**	**.00211**	**.07137**	**-.00071**	**135.96**	**.00054**	**.00731**	**6.4874**	**-.00026**
Stddev	.206	.00041	.00313	.00021	.51	.00253	.00562	.0480	.00088
%RSD	.50101	19.577	4.3885	29.117	.37473	464.49	76.872	.73974	333.71
#1	41.044	.00241	.07358	-.00056	135.60	.00233	.00334	6.4535	-.00089
#2	41.336	.00182	.06915	-.00085	136.32	-.00124	.01129	6.5214	.00036
Check ?	Chk Pass	Chk Pass	Chk Pass	Chk Pass	Chk Pass	Chk Pass	Chk Pass	Chk Pass	Chk Pass
High Limit									
Low Limit									

Elem	Sr4077	Th2837	Ti3349	Tl1908	U_3701	V_2924	Zn2062	Zr3391
Line	407.771 { 83}	283.730 {119}	334.904 {101}	190.856 {477}	370.152 { 91}	292.402 {115}	206.200 {163}	339.198 { 99}
Units	ppm	ppm	ppm	ppm	ppm	ppm	ppm	ppm
Avg	**2.4431**	**.00242**	**.00049**	**.00405**	**.00624**	**.00134**	**.00064**	**.00078**
Stddev	.0136	.00048	.00007	.00209	.00845	.00060	.00122	.00179
%RSD	.55749	19.980	14.178	51.702	135.36	45.275	191.95	229.62
#1	2.4334	.00208	.00044	.00257	.01222	.00176	-.00023	-.00048
#2	2.4527	.00276	.00054	.00553	.00027	.00091	.00150	.00204
Check ?	Chk Pass	Chk Pass	Chk Pass	Chk Pass	Chk Pass	Chk Pass	Chk Pass	Chk Pass
High Limit								
Low Limit								

Int. Std.	Y_2243	Y_3600	Y_3774
Line	224.306 {450}	360.073 { 94}	377.433 { 89}
Units	Cts/S	Cts/S	Cts/S
Avg	**1415.6**	**29793.**	**5695.1**
Stddev	1.0	106.	62.1
%RSD	.06918	.35610	1.0906
#1	1416.3	29868.	5739.0
#2	1414.9	29718.	5651.2

Sample Name: 280-83019-E-1-Bsd@5 Acquired: 5/23/2016 18:07:25 Type: Unk
Method: 6500_026(v10) Mode: CONC Corr. Factor: 1.000000
User: kellyca Custom ID1: Custom ID2: Custom ID3:
Comment: 325227 6010B

Elem	Ag3280	Al1670	As1890	B_2089	Ba4554	Be3130	Bi2230	Ca3179	Cd2288
Line	328.068 {103}	167.079 {502}	189.042 {478}	208.959 {461}	455.403 { 74}	313.042 {108}	223.061 {451}	317.933 {106}	228.802 {447}
Units	ppm	ppm	ppm	ppm	ppm	ppm	ppm	ppm	ppm
Avg	**.00028**	**.00095**	**.00345**	**.05784**	**.01244**	**-.00004**	**.00575**	**34.011**	**.00000**
Stddev	.00004	.00005	.00184	.00041	.00013	.00003	.00082	.025	.00009
%RSD	13.569	5.5238	53.363	.71472	1.0401	78.948	14.191	.07477	4655.3
#1	.00031	.00099	.00475	.05754	.01253	-.00007	.00633	34.029	-.00006
#2	.00025	.00092	.00215	.05813	.01235	-.00002	.00517	33.993	.00006
Check ?	Chk Pass	Chk Pass	Chk Pass	Chk Pass	Chk Pass	Chk Pass	Chk Pass	Chk Pass	Chk Pass
High Limit									
Low Limit									

Elem	Co2286	Cr2055	Cu3247	Fe2599	K_7664	Li6707	Mg2790	Mn2576	Mo2020
Line	228.616 {447}	205.560 {464}	324.754 {104}	259.940 {130}	766.490 { 44}	670.784 { 50}	279.079 {121}2	257.610 {131}	202.030 {467}
Units	ppm	ppm	ppm	ppm	ppm	ppm	ppm	ppm	ppm
Avg	**-.00018**	**.00015**	**-.00055**	**.02008**	**.62876**	**.00185**	**18.471**	**.00207**	**.00050**
Stddev	.00022	.00009	.00044	.00240	.03960	.00041	.048	.00003	.00006
%RSD	119.23	61.754	80.655	11.969	6.2978	22.165	.25751	1.6666	11.601
#1	-.00003	.00009	-.00024	.01838	.65676	.00214	18.438	.00210	.00054
#2	-.00034	.00022	-.00086	.02178	.60076	.00156	18.505	.00205	.00045
Check ?	Chk Pass	Chk Pass	Chk Pass	Chk Pass	Chk Pass	Chk Pass	Chk Pass	Chk Pass	Chk Pass
High Limit									
Low Limit									

Elem	Na5895	Ni2316	P_1782	Pb2203	S_1820	Sb2068	Se1960	Si2881	Sn1899
Line	589.592 { 57}	231.604 {446}	178.284 {489}	220.353 {453}	182.034 {485}	206.833 {463}	196.090 {472}	288.158 {117}	189.989 {477}
Units	ppm	ppm	ppm	ppm	ppm	ppm	ppm	ppm	ppm
Avg	**7.9531**	**.00046**	**.01680**	**.00073**	**26.211**	**-.00035**	**.00842**	**1.2852**	**-.00098**
Stddev	.0249	.00008	.00006	.00262	.041	.00107	.00478	.0051	.00079
%RSD	.31270	16.728	.32940	359.10	.15610	301.79	56.814	.39583	81.255
#1	7.9355	.00040	.01684	-.00112	26.183	-.00111	.00504	1.2888	-.00042
#2	7.9707	.00051	.01676	.00258	26.240	.00040	.01180	1.2816	-.00154
Check ?	Chk Pass	Chk Pass	Chk Pass	Chk Pass	Chk Pass	Chk Pass	Chk Pass	Chk Pass	Chk Pass
High Limit									
Low Limit									

Elem	Sr4077	Th2837	Ti3349	Tl1908	U_3701	V_2924	Zn2062	Zr3391
Line	407.771 { 83}	283.730 {119}	334.904 {101}	190.856 {477}	370.152 { 91}	292.402 {115}	206.200 {163}	339.198 { 99}
Units	ppm	ppm	ppm	ppm	ppm	ppm	ppm	ppm
Avg	**.49002**	**.00075**	**-.00015**	**.00050**	**-.00565**	**.00030**	**-.00076**	**.00107**
Stddev	.00123	.00148	.00003	.00096	.00298	.00019	.00088	.00127
%RSD	.25080	197.43	23.429	193.18	52.697	62.935	115.33	118.62
#1	.49089	.00180	-.00012	.00118	-.00775	.00016	-.00139	.00017
#2	.48915	-.00030	-.00017	-.00018	-.00354	.00043	-.00014	.00197
Check ?	Chk Pass	Chk Pass	Chk Pass	Chk Pass	Chk Pass	Chk Pass	Chk Pass	Chk Pass
High Limit								
Low Limit								

Int. Std.	Y_2243	Y_3600	Y_3774
Line	224.306 {450}	360.073 { 94}	377.433 { 89}
Units	Cts/S	Cts/S	Cts/S
Avg	**1492.5**	**31423.**	**5799.8**
Stddev	3.9	95.	3.9
%RSD	.26056	.30227	.06783
#1	1495.2	31490.	5802.6
#2	1489.7	31356.	5797.0

Sample Name: 280-83019-E-1-C MS Acquired: 5/23/2016 18:10:10 Type: Unk
Method: 6500_026(v10) Mode: CONC Corr. Factor: 1.000000
User: kellyca Custom ID1: Custom ID2: Custom ID3:
Comment: 325227 6010B

Elem	Ag3280	Al1670	As1890	B_2089	Ba4554	Be3130	Bi2230	Ca3179	Cd2288
Line	328.068 {103}	167.079 {502}	189.042 {478}	208.959 {461}	455.403 { 74}	313.042 {108}	223.061 {451}	317.933 {106}	228.802 {447}
Units	ppm	ppm	ppm	ppm	ppm	ppm	ppm	ppm	ppm
Avg	**.05281**	**1.9821**	**1.1201**	**1.4140**	**2.1243**	**.05136**	**2.3401**	**221.49**	**.10935**
Stddev	.00069	.0052	.0052	.0072	.0061	.00020	.0133	.26	.00009
%RSD	1.3045	.26029	.46021	.51134	.28849	.38031	.56738	.11672	.08357
#1	.05232	1.9857	1.1238	1.4192	2.1200	.05150	2.3495	221.67	.10941
#2	.05329	1.9784	1.1165	1.4089	2.1286	.05122	2.3307	221.31	.10929
Check ?	Chk Pass	Chk Pass	Chk Pass	Chk Pass	Chk Pass	Chk Pass	Chk Pass	Chk Pass	Chk Pass
High Limit									
Low Limit									

Elem	Co2286	Cr2055	Cu3247	Fe2599	K_7664	Li6707	Mg2790	Mn2576	Mo2020
Line	228.616 {447}	205.560 {464}	324.754 {104}	259.940 {130}	766.490 { 44}	670.784 { 50}	279.079 {121}2	257.610 {131}	202.030 {467}
Units	ppm	ppm	ppm	ppm	ppm	ppm	ppm	ppm	ppm
Avg	**.51330**	W **.20869**	**.26843**	**1.0322**	**58.260**	**1.1355**	**144.07**	**.49912**	**1.0886**
Stddev	.00150	.00057	.00059	.0096	.163	.0042	.31	.00180	.0029
%RSD	.29203	.27329	.21971	.93143	.27909	.36719	.21445	.36159	.26665
#1	.51436	.20910	.26801	1.0390	58.145	1.1325	143.85	.49784	1.0907
#2	.51224	.20829	.26885	1.0254	58.375	1.1384	144.29	.50040	1.0866
Check ?	Chk Pass	Chk Warn	Chk Pass	Chk Pass	Chk Pass	Chk Pass	Chk Pass	Chk Pass	Chk Pass
High Limit		.10000							
Low Limit		-.01000							

Elem	Na8183	Ni2316	P_1782	Pb2203	S_1820	Sb2068	Se1960	Si2881	Sn1899
Line	818.326 { 41}	231.604 {446}	178.284 {489}	220.353 {453}	182.034 {485}	206.833 {463}	196.090 {472}	288.158 {117}	189.989 {477}
Units	ppm	ppm	ppm	ppm	ppm	ppm	ppm	ppm	ppm
Avg	**96.972**	**.50407**	**11.347**	**.52415**	**144.83**	**.55709**	**2.2323**	**16.898**	**2.0243**
Stddev	.055	.00124	.028	.00367	.56	.00347	.0065	.035	.0029
%RSD	.05687	.24522	.24653	.69944	.38567	.62239	.28978	.20466	.14056
#1	97.011	.50494	11.366	.52674	145.23	.55955	2.2369	16.874	2.0223
#2	96.933	.50320	11.327	.52156	144.44	.55464	2.2278	16.923	2.0263
Check ?	Chk Pass	Chk Pass	Chk Pass	Chk Pass	Chk Pass	Chk Pass	Chk Pass	Chk Pass	Chk Pass
High Limit									
Low Limit									

Elem	Sr4077	Th2837	Ti3349	Tl1908	U_3701	V_2924	Zn2062	Zr3391
Line	407.771 { 83}	283.730 {119}	334.904 {101}	190.856 {477}	370.152 { 91}	292.402 {115}	206.200 {163}	339.198 { 99}
Units	ppm	ppm	ppm	ppm	ppm	ppm	ppm	ppm
Avg	**3.4752**	**1.0395**	**.97194**	**1.9779**	**2.1762**	**.48227**	**.47642**	**.49886**
Stddev	.0055	.0074	.00030	.0094	.0047	.00292	.00092	.00115
%RSD	.15928	.71424	.03087	.47390	.21446	.60621	.19338	.23059
#1	3.4713	1.0343	.97215	1.9845	2.1729	.48020	.47708	.49805
#2	3.4791	1.0448	.97172	1.9712	2.1795	.48434	.47577	.49968
Check ?	Chk Pass	Chk Pass	Chk Pass	Chk Pass	Chk Pass	Chk Pass	Chk Pass	Chk Pass
High Limit								
Low Limit								

Int. Std.	Y_2243	Y_3600	Y_3774
Line	224.306 {450}	360.073 { 94}	377.433 { 89}
Units	Cts/S	Cts/S	Cts/S
Avg	**1372.4**	**29028.**	**5641.9**
Stddev	.9	38.	.6
%RSD	.06771	.13005	.01068
#1	1371.7	29054.	5642.3
#2	1373.0	29001.	5641.4

Sample Name: 280-83019-E-1-D MSD Acquired: 5/23/2016 18:12:45 Type: Unk
Method: 6500_026(v10) Mode: CONC Corr. Factor: 1.000000
User: kellyca Custom ID1: Custom ID2: Custom ID3:
Comment: 325227 6010B

Elem	Ag3280	Al1670	As1890	B_2089	Ba4554	Be3130	Bi2230	Ca3179	Cd2288
Line	328.068 {103}	167.079 {502}	189.042 {478}	208.959 {461}	455.403 { 74}	313.042 {108}	223.061 {451}	317.933 {106}	228.802 {447}
Units	ppm	ppm	ppm	ppm	ppm	ppm	ppm	ppm	ppm
Avg	**.05236**	**1.9780**	**1.1244**	**1.4149**	**2.1266**	**.05092**	**2.3450**	**218.58**	**.10900**
Stddev	.00059	.0008	.0016	.0013	.0081	.00008	.0130	.19	.00036
%RSD	1.1280	.04178	.14474	.08988	.38107	.15543	.55601	.08687	.33079
#1	.05195	1.9786	1.1256	1.4158	2.1209	.05098	2.3543	218.45	.10925
#2	.05278	1.9774	1.1233	1.4140	2.1324	.05087	2.3358	218.71	.10874
Check ?	Chk Pass	Chk Pass	Chk Pass	Chk Pass	Chk Pass	Chk Pass	Chk Pass	Chk Pass	Chk Pass
High Limit									
Low Limit									

Elem	Co2286	Cr2055	Cu3247	Fe2599	K_7664	Li6707	Mg2790	Mn2576	Mo2020
Line	228.616 {447}	205.560 {464}	324.754 {104}	259.940 {130}	766.490 { 44}	670.784 { 50}	279.079 {121}2	257.610 {131}	202.030 {467}
Units	ppm	ppm	ppm	ppm	ppm	ppm	ppm	ppm	ppm
Avg	**.51437**	W **.20859**	**.26758**	**1.0557**	**58.161**	**1.1376**	**143.57**	**.49800**	**1.0891**
Stddev	.00041	.00022	.00013	.0021	.233	.0049	.06	.00031	.0011
%RSD	.07983	.10601	.04738	.19384	.40071	.43216	.03842	.06278	.10265
#1	.51466	.20875	.26749	1.0542	57.996	1.1341	143.61	.49822	1.0899
#2	.51408	.20844	.26767	1.0571	58.326	1.1411	143.53	.49778	1.0883
Check ?	Chk Pass	Chk Warn	Chk Pass	Chk Pass	Chk Pass	Chk Pass	Chk Pass	Chk Pass	Chk Pass
High Limit		.10000							
Low Limit		-.01000							

Elem	Na8183	Ni2316	P_1782	Pb2203	S_1820	Sb2068	Se1960	Si2881	Sn1899
Line	818.326 { 41}	231.604 {446}	178.284 {489}	220.353 {453}	182.034 {485}	206.833 {463}	196.090 {472}	288.158 {117}	189.989 {477}
Units	ppm	ppm	ppm	ppm	ppm	ppm	ppm	ppm	ppm
Avg	**96.953**	**.50632**	**11.374**	**.52282**	**144.58**	**.55166**	**2.2441**	**16.683**	**2.0188**
Stddev	.728	.00089	.047	.00757	.47	.00240	.0102	.005	.0029
%RSD	.75081	.17512	.41520	1.4479	.32175	.43551	.45519	.03179	.14329
#1	96.438	.50569	11.407	.51747	144.91	.55335	2.2369	16.687	2.0168
#2	97.467	.50695	11.341	.52817	144.26	.54996	2.2514	16.679	2.0209
Check ?	Chk Pass	Chk Pass	Chk Pass	Chk Pass	Chk Pass	Chk Pass	Chk Pass	Chk Pass	Chk Pass
High Limit									
Low Limit									

Elem	Sr4077	Th2837	Ti3349	Tl1908	U_3701	V_2924	Zn2062	Zr3391
Line	407.771 { 83}	283.730 {119}	334.904 {101}	190.856 {477}	370.152 { 91}	292.402 {115}	206.200 {163}	339.198 { 99}
Units	ppm	ppm	ppm	ppm	ppm	ppm	ppm	ppm
Avg	**3.4566**	**1.0405**	**.96678**	**1.9830**	**2.1836**	**.48255**	**.47515**	**.49759**
Stddev	.0150	.0058	.00144	.0052	.0307	.00030	.00047	.00192
%RSD	.43322	.55871	.14930	.26036	1.4045	.06225	.09811	.38658
#1	3.4460	1.0364	.96576	1.9866	2.2052	.48276	.47482	.49895
#2	3.4672	1.0447	.96781	1.9793	2.1619	.48233	.47548	.49623
Check ?	Chk Pass	Chk Pass	Chk Pass	Chk Pass	Chk Pass	Chk Pass	Chk Pass	Chk Pass
High Limit								
Low Limit								

Int. Std.	Y_2243	Y_3600	Y_3774
Line	224.306 {450}	360.073 { 94}	377.433 { 89}
Units	Cts/S	Cts/S	Cts/S
Avg	**1374.0**	**29126.**	**5744.0**
Stddev	.5	6.	5.0
%RSD	.03979	.01956	.08763
#1	1373.6	29130.	5740.4
#2	1374.3	29122.	5747.5

Sample Name: 280-83087-F-8-A Acquired: 5/23/2016 18:15:18 Type: Unk
Method: 6500_026(v10) Mode: CONC Corr. Factor: 1.000000
User: kellyca Custom ID1: Custom ID2: Custom ID3:
Comment: 325227 6010B

Elem	Ag3280	Al3092	As1890	B_2089	Ba4554	Be3130	Bi2230	Ca3179	Cd2288
Line	328.068 {103}	309.271 {109}	189.042 {478}	208.959 {461}	455.403 { 74}	313.042 {108}	223.061 {451}	317.933 {106}	228.802 {447}
Units	ppm	ppm	ppm	ppm	ppm	ppm	ppm	ppm	ppm
Avg	**.00049**	**9.3340**	**.00885**	**.45679**	**.09460**	**.00045**	**-.00147**	**390.61**	**.00067**
Stddev	.00062	.0253	.00146	.00352	.00027	.00001	.00095	.33	.00026
%RSD	125.13	.27085	16.518	.77113	.28915	1.7470	64.674	.08486	38.360
#1	.00093	9.3519	.00988	.45928	.09441	.00046	-.00080	390.84	.00049
#2	.00006	9.3161	.00781	.45430	.09480	.00044	-.00214	390.37	.00086
Check ?	Chk Pass	Chk Pass	Chk Pass	Chk Pass	Chk Pass	Chk Pass	Chk Pass	Chk Pass	Chk Pass
High Limit									
Low Limit									

Elem	Co2286	Cr2055	Cu3247	Fe2599	K_7664	Li6707	Mg2790	Mn2576	Mo2020
Line	228.616 {447}	205.560 {464}	324.754 {104}	259.940 {130}	766.490 { 44}	670.784 { 50}	279.079 {121}2	257.610 {131}	202.030 {467}
Units	ppm	ppm	ppm	ppm	ppm	ppm	ppm	ppm	ppm
Avg	**.02332**	**.01545**	**.01083**	**12.633**	**7.0296**	**.06046**	**171.00**	**2.6993**	**.00296**
Stddev	.00006	.00057	.00017	.023	.0229	.00076	.12	.0046	.00031
%RSD	.24658	3.6953	1.5750	.18410	.32610	1.2549	.06931	.16948	10.351
#1	.02328	.01585	.01095	12.616	7.0134	.05993	170.91	2.7025	.00275
#2	.02336	.01504	.01071	12.649	7.0458	.06100	171.08	2.6961	.00318
Check ?	Chk Pass	Chk Pass	Chk Pass	Chk Pass	Chk Pass	Chk Pass	Chk Pass	Chk Pass	Chk Pass
High Limit									
Low Limit									

Elem	Na8183	Ni2316	P_1782	Pb2203	S_1820	Sb2068	Se1960	Si2881	Sn1899
Line	818.326 { 41}	231.604 {446}	178.284 {489}	220.353 {453}	182.034 {485}	206.833 {463}	196.090 {472}	288.158 {117}	189.989 {477}
Units	ppm	ppm	ppm	ppm	ppm	ppm	ppm	ppm	ppm
Avg	**52.571**	**.02939**	**.43391**	**.00642**	F **311.60**	**.00272**	**.01080**	**24.719**	**-.00091**
Stddev	.476	.00041	.00708	.00280	.50	.00182	.00023	.119	.00220
%RSD	.90464	1.4019	1.6311	43.630	.16157	66.737	2.1180	.48211	241.04
#1	52.235	.02910	.43891	.00840	311.96	.00401	.01064	24.635	-.00247
#2	52.908	.02968	.42890	.00444	311.25	.00144	.01096	24.804	.00064
Check ?	Chk Pass	Chk Pass	Chk Pass	Chk Pass	Chk Fail	Chk Pass	Chk Pass	Chk Pass	Chk Pass
High Limit					200.00				
Low Limit					-.02000				

Elem	Sr4077	Th2837	Ti3349	Tl1908	U_3701	V_2924	Zn2062	Zr3391
Line	407.771 { 83}	283.730 {119}	334.904 {101}	190.856 {477}	370.152 { 91}	292.402 {115}	206.200 {163}	339.198 { 99}
Units	ppm	ppm	ppm	ppm	ppm	ppm	ppm	ppm
Avg	**1.0131**	**.00254**	**.28514**	**.00223**	**.00853**	**.01640**	**.04609**	**.00902**
Stddev	.0001	.00170	.00174	.00208	.01255	.00137	.00080	.00111
%RSD	.01016	66.785	.60899	93.201	147.13	8.3410	1.7414	12.260
#1	1.0131	.00134	.28636	.00076	-.00034	.01543	.04666	.00824
#2	1.0130	.00374	.28391	.00370	.01740	.01736	.04553	.00981
Check ?	Chk Pass	Chk Pass	Chk Pass	Chk Pass	Chk Pass	Chk Pass	Chk Pass	Chk Pass
High Limit								
Low Limit								

Int. Std.	Y_2243	Y_3600	Y_3774
Line	224.306 {450}	360.073 { 94}	377.433 { 89}
Units	Cts/S	Cts/S	Cts/S
Avg	**1358.2**	**28881.**	**5703.7**
Stddev	.4	12.	33.4
%RSD	.03007	.04134	.58497
#1	1358.5	28890.	5680.1
#2	1357.9	28873.	5727.3

Sample Name: 280-83087-F-9-A Acquired: 5/23/2016 18:18:00 Type: Unk
Method: 6500_026(v10) Mode: CONC Corr. Factor: 1.000000
User: kellyca Custom ID1: Custom ID2: Custom ID3:
Comment: 325227 6010B

Elem	Ag3280	Al1670	As1890	B_2089	Ba4554	Be3130	Bi2230	Ca3179	Cd2288
Line	328.068 {103}	167.079 {502}	189.042 {478}	208.959 {461}	455.403 { 74}	313.042 {108}	223.061 {451}	317.933 {106}	228.802 {447}
Units	ppm	ppm	ppm	ppm	ppm	ppm	ppm	ppm	ppm
Avg	**.00056**	**.19547**	**.00265**	**.10382**	**.10761**	**.00003**	**.00240**	**143.70**	**.00010**
Stddev	.00029	.00000	.00244	.00127	.00007	.00005	.00109	.09	.00015
%RSD	52.289	.00188	92.283	1.2248	.06669	187.04	45.505	.06426	144.19
#1	.00077	.19548	.00438	.10292	.10756	.00007	.00318	143.64	.00021
#2	.00035	.19547	.00092	.10472	.10766	-.00001	.00163	143.77	-.00000
Check ?	Chk Pass	Chk Pass	Chk Pass	Chk Pass	Chk Pass	Chk Pass	Chk Pass	Chk Pass	Chk Pass
High Limit									
Low Limit									

Elem	Co2286	Cr2055	Cu3247	Fe2599	K_7664	Li6707	Mg2790	Mn2576	Mo2020
Line	228.616 {447}	205.560 {464}	324.754 {104}	259.940 {130}	766.490 { 44}	670.784 { 50}	279.079 {121}2	257.610 {131}	202.030 {467}
Units	ppm	ppm	ppm	ppm	ppm	ppm	ppm	ppm	ppm
Avg	**.00103**	**.00063**	**.00362**	**.87070**	**14.696**	**.01143**	**55.650**	**.07457**	**.00081**
Stddev	.00014	.00039	.00042	.00016	.011	.00075	.061	.00007	.00014
%RSD	13.942	61.740	11.589	.01826	.07151	6.5524	.10880	.08963	16.782
#1	.00114	.00091	.00333	.87082	14.704	.01196	55.607	.07452	.00072
#2	.00093	.00036	.00392	.87059	14.689	.01090	55.693	.07462	.00091
Check ?	Chk Pass	Chk Pass	Chk Pass	Chk Pass	Chk Pass	Chk Pass	Chk Pass	Chk Pass	Chk Pass
High Limit									
Low Limit									

Elem	Na8183	Ni2316	P_1782	Pb2203	S_1820	Sb2068	Se1960	Si2881	Sn1899
Line	818.326 { 41}	231.604 {446}	178.284 {489}	220.353 {453}	182.034 {485}	206.833 {463}	196.090 {472}	288.158 {117}	189.989 {477}
Units	ppm	ppm	ppm	ppm	ppm	ppm	ppm	ppm	ppm
Avg	**28.529**	**.00433**	**.02701**	**-.00112**	**103.05**	**.00009**	**.00867**	**5.5905**	**.00027**
Stddev	.062	.00033	.00203	.00020	.34	.00119	.00202	.0088	.00125
%RSD	.21637	7.5867	7.5054	18.124	.33200	1314.3	23.258	.15767	455.53
#1	28.573	.00410	.02845	-.00126	102.81	.00093	.01009	5.5843	-.00061
#2	28.485	.00456	.02558	-.00098	103.29	-.00075	.00724	5.5968	.00116
Check ?	Chk Pass	Chk Pass	Chk Pass	Chk Pass	Chk Pass	Chk Pass	Chk Pass	Chk Pass	Chk Pass
High Limit									
Low Limit									

Elem	Sr4077	Th2837	Ti3349	Tl1908	U_3701	V_2924	Zn2062	Zr3391
Line	407.771 { 83}	283.730 {119}	334.904 {101}	190.856 {477}	370.152 { 91}	292.402 {115}	206.200 {163}	339.198 { 99}
Units	ppm	ppm	ppm	ppm	ppm	ppm	ppm	ppm
Avg	**.42420**	**.00136**	**.00508**	**.00160**	**-.00015**	**.00213**	**.00022**	**.00065**
Stddev	.00061	.00036	.00030	.00046	.00222	.00026	.00006	.00121
%RSD	.14312	26.200	5.9487	28.996	1459.3	12.278	26.067	187.14
#1	.42377	.00111	.00487	.00127	-.00172	.00231	.00026	.00150
#2	.42463	.00161	.00530	.00193	.00142	.00194	.00018	-.00021
Check ?	Chk Pass	Chk Pass	Chk Pass	Chk Pass	Chk Pass	Chk Pass	Chk Pass	Chk Pass
High Limit								
Low Limit								

Int. Std.	Y_2243	Y_3600	Y_3774
Line	224.306 {450}	360.073 { 94}	377.433 { 89}
Units	Cts/S	Cts/S	Cts/S
Avg	**1424.0**	**30156.**	**5797.7**
Stddev	4.1	8.	1.1
%RSD	.28702	.02672	.01907
#1	1426.9	30151.	5798.4
#2	1421.1	30162.	5796.9

Sample Name: 280-83087-F-10-A Acquired: 5/23/2016 18:20:44 Type: Unk
Method: 6500_026(v10) Mode: CONC Corr. Factor: 1.000000
User: kellyca Custom ID1: Custom ID2: Custom ID3:
Comment: 325227 6010B

Elem	Ag3280	Al1670	As1890	B_2089	Ba4554	Be3130	Bi2230	Ca3179	Cd2288
Line	328.068 {103}	167.079 {502}	189.042 {478}	208.959 {461}	455.403 { 74}	313.042 {108}	223.061 {451}	317.933 {106}	228.802 {447}
Units	ppm	ppm	ppm	ppm	ppm	ppm	ppm	ppm	ppm
Avg	**.00020**	**.12974**	**-.00119**	**.23162**	**.01448**	**.00005**	**.00607**	**404.19**	**.00018**
Stddev	.00046	.00069	.00158	.00016	.00011	.00001	.00528	2.24	.00026
%RSD	224.03	.53048	132.14	.06866	.79281	17.066	86.969	.55511	144.23
#1	.00053	.12926	-.00231	.23151	.01440	.00006	.00234	402.60	-.00000
#2	-.00012	.13023	-.00008	.23173	.01456	.00004	.00981	405.78	.00036
Check ?	Chk Pass	Chk Pass	Chk Pass	Chk Pass	Chk Pass	Chk Pass	Chk Pass	Chk Pass	Chk Pass
High Limit									
Low Limit									

Elem	Co2286	Cr2055	Cu3247	Fe2599	K_7664	Li6707	Mg2790	Mn2576	Mo2020
Line	228.616 {447}	205.560 {464}	324.754 {104}	259.940 {130}	766.490 { 44}	670.784 { 50}	279.079 {121}2	257.610 {131}	202.030 {467}
Units	ppm	ppm	ppm	ppm	ppm	ppm	ppm	ppm	ppm
Avg	**.00108**	**.00053**	**.00075**	**4.7242**	**6.3608**	**.03033**	**363.02**	**.62627**	**-.00055**
Stddev	.00048	.00008	.00039	.0002	.0049	.00015	1.20	.00281	.00045
%RSD	44.496	14.585	52.489	.00448	.07658	.48993	.33062	.44810	81.518
#1	.00074	.00058	.00102	4.7243	6.3643	.03022	362.17	.62429	-.00087
#2	.00142	.00047	.00047	4.7240	6.3574	.03043	363.87	.62825	-.00023
Check ?	Chk Pass	Chk Pass	Chk Pass	Chk Pass	Chk Pass	Chk Pass	Chk Pass	Chk Pass	Chk Pass
High Limit									
Low Limit									

Elem	Na8183	Ni2316	P_1782	Pb2203	S_1820	Sb2068	Se1960	Si2881	Sn1899
Line	818.326 { 41}	231.604 {446}	178.284 {489}	220.353 {453}	182.034 {485}	206.833 {463}	196.090 {472}	288.158 {117}	189.989 {477}
Units	ppm	ppm	ppm	ppm	ppm	ppm	ppm	ppm	ppm
Avg	**31.908**	**.00398**	**.03325**	**.00246**	F **657.87**	**.00060**	**.00471**	**6.0466**	**-.00187**
Stddev	.202	.00005	.00142	.00234	.23	.00261	.00587	.0165	.00217
%RSD	.63367	1.3519	4.2683	94.953	.03445	438.04	124.62	.27370	116.24
#1	31.765	.00394	.03225	.00411	658.03	.00244	.00886	6.0583	-.00341
#2	32.051	.00402	.03426	.00081	657.71	-.00125	.00056	6.0349	-.00033
Check ?	Chk Pass	Chk Pass	Chk Pass	Chk Pass	Chk Fail	Chk Pass	Chk Pass	Chk Pass	Chk Pass
High Limit					200.00				
Low Limit					-.02000				

Elem	Sr4077	Th2837	Ti3349	Tl1908	U_3701	V_2924	Zn2062	Zr3391
Line	407.771 { 83}	283.730 {119}	334.904 {101}	190.856 {477}	370.152 { 91}	292.402 {115}	206.200 {163}	339.198 { 99}
Units	ppm	ppm	ppm	ppm	ppm	ppm	ppm	ppm
Avg	**.83716**	**-.00190**	**.00474**	**.00038**	**-.00099**	**.00165**	**.00305**	**.00147**
Stddev	.00210	.00128	.00003	.00282	.00558	.00036	.00027	.00139
%RSD	.25046	67.248	.68711	743.43	565.55	22.029	9.0035	94.548
#1	.83567	-.00281	.00471	-.00161	.00296	.00139	.00285	.00246
#2	.83864	-.00100	.00476	.00237	-.00493	.00190	.00324	.00049
Check ?	Chk Pass	Chk Pass	Chk Pass	Chk Pass	Chk Pass	Chk Pass	Chk Pass	Chk Pass
High Limit								
Low Limit								

Int. Std.	Y_2243	Y_3600	Y_3774
Line	224.306 {450}	360.073 { 94}	377.433 { 89}
Units	Cts/S	Cts/S	Cts/S
Avg	**1329.2**	**28419.**	**5646.9**
Stddev	.2	145.	12.8
%RSD	.01391	.51094	.22610
#1	1329.3	28521.	5655.9
#2	1329.1	28316.	5637.9

Sample Name: ccvh-3900196 Acquired: 5/23/2016 18:23:34 Type: QC
Method: 6500_026(v10) Mode: CONC Corr. Factor: 1.000000
User: kellyca Custom ID1: Custom ID2: Custom ID3:
Comment:

Elem	Ag3280	Al3092	As1890	B_2089	Ba4554	Be3130	Bi2230	Ca3179	Cd2288	Co2286	Cr2055	Cu3247	Fe2714
Units	ppm	ppm	ppm	ppm	ppm	ppm	ppm	ppm	ppm	ppm	ppm	ppm	ppm
Avg	**.00125**	**48.167**	**-.00036**	**.00457**	**.00193**	**.00131**	**1.0660**	**-.00338**	**.00062**	**.00476**	**.00092**	**.00649**	**48.172**
Stddev	.00062	.074	.00417	.00003	.00026	.00002	.0064	.00585	.00007	.00006	.00013	.00053	.116
%RSD	49.426	.15380	1164.5	.66836	13.437	1.2435	.60371	173.29	11.190	1.1593	13.816	8.1448	.24100
#1	.00169	48.114	-.00330	.00459	.00175	.00132	1.0705	.00076	.00057	.00472	.00101	.00612	48.089
#2	.00081	48.219	.00259	.00455	.00211	.00130	1.0614	-.00751	.00066	.00480	.00083	.00686	48.254
Check ?	None	Chk Pass	None	None	None	None	Chk Pass	None	None	None	None	None	Chk Pass
Value													
Range													

Elem	K_7664	Li6707	Mg2790	Mn2576	Mo2020	Na8183	Ni2316	P_1782	Pb2203	S_1820	Sb2068	Se1960	Si2881
Units	ppm	ppm	ppm	ppm	ppm	ppm	ppm	ppm	ppm	ppm	ppm	ppm	ppm
Avg	**.15125**	**.00348**	**.23877**	**.00079**	**-.00138**	**255.16**	**.00058**	**.01078**	**.00125**	**5.1055**	**.00204**	**.01481**	**.02631**
Stddev	.00655	.00023	.00102	.00003	.00045	1.26	.00046	.00391	.00014	.0101	.00376	.00385	.02712
%RSD	4.3275	6.6665	.42834	3.4907	32.525	.49406	80.185	36.224	11.066	.19890	184.49	26.020	103.05
#1	.15588	.00332	.23949	.00078	-.00169	254.27	.00025	.00802	.00134	5.1126	-.00062	.01754	.00714
#2	.14662	.00364	.23804	.00081	-.00106	256.05	.00091	.01354	.00115	5.0983	.00469	.01209	.04549
Check ?	None	None	None	None	None	Chk Pass	None	None	None	Chk Pass	None	None	None
Value													
Range													

Elem	Sn1899	Sr4077	Th2837	Ti3349	Tl1908	U_3701	V_2924	Zn2062	Zr3391
Units	ppm	ppm	ppm	ppm	ppm	ppm	ppm	ppm	ppm
Avg	**.00336**	**.00189**	**5.0156**	**.02582**	**.00010**	**10.360**	**-.01524**	**-.00081**	**-.01128**
Stddev	.00248	.00005	.0054	.00006	.00266	.036	.00002	.00005	.00249
%RSD	73.606	2.6306	.10752	.21678	2691.2	.35069	.15420	5.6223	22.113
#1	.00511	.00185	5.0195	.02586	-.00178	10.334	-.01522	-.00077	-.01305
#2	.00161	.00192	5.0118	.02578	.00198	10.386	-.01525	-.00084	-.00952
Check ?	None	None	Chk Pass	None	None	Chk Pass	None	None	None
Value									
Range									

Int. Std.	Y_2243	Y_3600	Y_3774
Units	Cts/S	Cts/S	Cts/S
Avg	**1452.2**	**30372.**	**5821.5**
Stddev	4.2	37.	5.5
%RSD	.28607	.12184	.09454
#1	1449.3	30398.	5825.4
#2	1455.1	30345.	5817.6

Sample Name: ccv-3900195 Acquired: 5/23/2016 18:26:26 Type: QC
Method: 6500_026(v10) Mode: CONC Corr. Factor: 1.000000
User: kellyca Custom ID1: Custom ID2: Custom ID3:
Comment:

Elem	Ag3280	Al1670	As1890	B_2089	Ba4554	Be3130	Bi2230	Ca3179	Cd2288	Co2286	Cr2055	Cu3247	Fe2599	K_7664
Units	ppm	ppm	ppm	ppm	ppm	ppm	ppm	ppm	ppm	ppm	ppm	ppm	ppm	ppm
Avg	**.48667**	**.53128**	**1.0126**	**.53944**	**.49551**	**.49875**	**.00296**	**4.9398**	**.52020**	**.51752**	**.50914**	**.49612**	**2.4599**	**50.572**
Stddev	.00297	.00622	.0011	.00148	.00073	.00116	.00457	.0059	.00051	.00068	.00097	.00170	.0227	.002
%RSD	.60928	1.1712	.11143	.27365	.14643	.23186	154.30	.11917	.09866	.13129	.19148	.34262	.92473	.00433
#1	.48457	.53568	1.0118	.53840	.49500	.49957	-.00027	4.9357	.51983	.51704	.50983	.49492	2.4760	50.571
#2	.48877	.52688	1.0134	.54048	.49602	.49793	.00620	4.9440	.52056	.51800	.50845	.49732	2.4438	50.574
Check ?	Chk Pass	Chk Pass	Chk Pass	Chk Pass	Chk Pass	Chk Pass	None	Chk Pass	Chk Pass	Chk Pass	Chk Pass	Chk Pass	Chk Pass	Chk Pass
Value														
Range														

Elem	Li6707	Mg2790	Mn2576	Mo2020	Na5895	Ni2316	P_1782	Pb2203	S_1820	Sb2068	Se1960	Si2881	Sn1899	Sr4077
Units	ppm	ppm	ppm	ppm	ppm	ppm	ppm	ppm	ppm	ppm	ppm	ppm	ppm	ppm
Avg	**1.0525**	**19.476**	**.49011**	**.51556**	**5.2606**	**.50620**	**1.0116**	**1.0535**	**.01857**	**1.0094**	**1.0219**	**4.9648**	**1.0022**	**.47839**
Stddev	.0036	.093	.00285	.00092	.0181	.00107	.0033	.0006	.00078	.0058	.0004	.0052	.0007	.00063
%RSD	.33914	.47901	.58087	.17833	.34364	.21190	.32711	.06030	4.2129	.57124	.03733	.10498	.07416	.13093
#1	1.0500	19.411	.48810	.51491	5.2734	.50696	1.0139	1.0530	.01912	1.0135	1.0216	4.9611	1.0027	.47795
#2	1.0550	19.542	.49212	.51621	5.2478	.50544	1.0092	1.0539	.01801	1.0053	1.0221	4.9684	1.0017	.47884
Check ?	Chk Pass	Chk Pass	Chk Pass	Chk Pass	Chk Pass	Chk Pass	Chk Pass	Chk Pass	None	Chk Pass	Chk Pass	Chk Pass	Chk Pass	Chk Pass
Value														
Range														

Elem	Th2837	Ti3349	Tl1908	U_3701	V_2924	Zn2062	Zr3391
Units	ppm	ppm	ppm	ppm	ppm	ppm	ppm
Avg	**.00629**	**.46908**	**1.0395**	**.02792**	**.46909**	**.48123**	**.49461**
Stddev	.00107	.00118	.0006	.01405	.00274	.00581	.00222
%RSD	17.013	.25115	.05708	50.333	.58316	1.2070	.44850
#1	.00553	.46825	1.0400	.03785	.46716	.47713	.49304
#2	.00704	.46991	1.0391	.01798	.47102	.48534	.49618
Check ?	None	Chk Pass	Chk Pass	None	Chk Pass	Chk Pass	Chk Pass
Value							
Range							

Int. Std.	Y_2243	Y_3600	Y_3774
Units	Cts/S	Cts/S	Cts/S
Avg	**1496.2**	**31525.**	**5935.1**
Stddev	3.7	147.	5.5
%RSD	.24853	.46601	.09286
#1	1498.9	31629.	5939.0
#2	1493.6	31421.	5931.2

Sample Name: ccb Acquired: 5/23/2016 18:29:04 Type: QC
Method: 6500_026(v10) Mode: CONC Corr. Factor: 1.000000
User: kellyca Custom ID1: Custom ID2: Custom ID3:
Comment:

Elem	Ag3280	Al1670	As1890	B_2089	Ba4554	Be3130	Bi2230	Ca3179	Cd2288	Co2286	Cr2055
Units	ppm	ppm	ppm	ppm	ppm	ppm	ppm	ppm	ppm	ppm	ppm
Avg	**.00052**	**.00068**	**-.00075**	W **.00290**	**.00026**	**.00005**	**.00093**	**-.00221**	**-.00001**	**-.00014**	**-.00000**
Stddev	.00028	.00042	.00386	.00059	.00003	.00006	.00050	.00119	.00022	.00005	.00003
%RSD	53.253	61.793	517.47	20.283	10.853	113.75	54.269	53.854	1832.7	36.617	1053.4
#1	.00072	.00098	-.00348	.00332	.00024	.00001	.00128	-.00137	.00015	-.00017	-.00002
#2	.00033	.00038	.00198	.00249	.00028	.00009	.00057	-.00305	-.00017	-.00010	.00002
Check ?	Chk Pass	Chk Pass	Chk Pass	Chk Warn	Chk Pass	Chk Pass	None	Chk Pass	Chk Pass	Chk Pass	Chk Pass
High Limit				.00156							
Low Limit				-.00156							

Elem	Cu3247	Fe2599	K_7664	Li6707	Mg2790	Mn2576	Mo2020	Na5895	Ni2316	P_1782	Pb2203
Units	ppm	ppm	ppm	ppm	ppm	ppm	ppm	ppm	ppm	ppm	ppm
Avg	W **-.00148**	**.00276**	**.03093**	**-.00033**	**.00494**	**.00006**	**.00075**	**.01839**	**-.00012**	**.00208**	**.00086**
Stddev	.00010	.00141	.02942	.00130	.00502	.00006	.00024	.00335	.00064	.00201	.00042
%RSD	6.6509	51.069	95.087	390.68	101.59	97.216	31.560	18.232	523.87	96.405	49.250
#1	-.00155	.00376	.05173	-.00125	.00849	.00002	.00058	.01602	-.00058	.00066	.00116
#2	-.00141	.00177	.01014	.00059	.00139	.00010	.00092	.02077	.00033	.00351	.00056
Check ?	Chk Warn	Chk Pass	Chk Pass	Chk Pass	Chk Pass	Chk Pass	Chk Pass	Chk Pass	Chk Pass	Chk Pass	Chk Pass
High Limit	.00136										
Low Limit	-.00136										

Elem	S_1820	Sb2068	Se1960	Si2881	Sn1899	Sr4077	Th2837	Ti3349	Tl1908	U_3701	V_2924
Units	ppm	ppm	ppm	ppm	ppm	ppm	ppm	ppm	ppm	ppm	ppm
Avg	**.00460**	W **.00569**	**.00307**	**.01607**	**.00034**	**.00007**	**.00125**	**-.00010**	**.00060**	**.00725**	**.00027**
Stddev	.00206	.00163	.00090	.00028	.00055	.00002	.00056	.00001	.00015	.00085	.00012
%RSD	44.787	28.661	29.225	1.7194	163.02	27.595	44.843	10.486	25.824	11.745	45.661
#1	.00314	.00453	.00243	.01626	.00073	.00008	.00165	-.00009	.00049	.00785	.00019
#2	.00606	.00684	.00370	.01587	-.00005	.00006	.00085	-.00011	.00071	.00665	.00036
Check ?	None	Chk Warn	Chk Pass	Chk Pass	Chk Pass	Chk Pass	Chk Pass	Chk Pass	Chk Pass	Chk Pass	Chk Pass
High Limit		.00314									
Low Limit		-.00314									

Elem	Zn2062	Zr3391
Units	ppm	ppm
Avg	**-.00026**	**.00011**
Stddev	.00113	.00150
%RSD	441.12	1380.3
#1	.00054	-.00095
#2	-.00106	.00117
Check ?	Chk Pass	Chk Pass
High Limit		
Low Limit		

Int. Std.	Y_2243	Y_3600	Y_3774
Units	Cts/S	Cts/S	Cts/S
Avg	**1508.7**	**31931.**	**5777.8**
Stddev	3.8	62.	26.8
%RSD	.25128	.19565	.46348
#1	1506.1	31975.	5796.7
#2	1511.4	31887.	5758.8

Sample Name: ccvl-3907489 Acquired: 5/23/2016 18:31:53 Type: QC
Method: 6500_026(v10) Mode: CONC Corr. Factor: 1.000000
User: kellyca Custom ID1: Custom ID2: Custom ID3:
Comment:

Elem	Ag3280	Al1670	As1890	B_2089	Ba4554	Be3130	Bi2230	Ca3179	Cd2288	Co2286	Cr2055	Cu3247
Units	ppm	ppm	ppm	ppm	ppm	ppm	ppm	ppm	ppm	ppm	ppm	ppm
Avg	**.01017**	**.10735**	**.01792**	**.10684**	**.01027**	**.00106**	**.11528**	**.19546**	**.00516**	**.01053**	**.01071**	**.01376**
Stddev	.00015	.00196	.00387	.00011	.00009	.00007	.00095	.00422	.00011	.00045	.00042	.00001
%RSD	1.5049	1.8237	21.598	.09981	.86418	6.6264	.82047	2.1611	2.1706	4.3055	3.9286	.10549
#1	.01006	.10597	.02066	.10692	.01033	.00111	.11595	.19247	.00524	.01021	.01100	.01377
#2	.01028	.10874	.01519	.10677	.01020	.00101	.11461	.19845	.00508	.01085	.01041	.01375
Check ?	Chk Pass	Chk Pass	Chk Pass	Chk Pass	Chk Pass	Chk Pass	Chk Pass	Chk Pass	Chk Pass	Chk Pass	Chk Pass	Chk Pass
Value												
Range												

Elem	Fe2599	K_7664	Li6707	Mg2790	Mn2576	Mo2020	Na5895	Ni2316	P_1782	Pb2203	S_1820	Sb2068
Units	ppm	ppm	ppm	ppm	ppm	ppm	ppm	ppm	ppm	ppm	ppm	ppm
Avg	F **.16166**	**3.0586**	**.00981**	**.19856**	**.01036**	**.02085**	**1.0344**	**.04168**	**2.9067**	F **.01251**	**.00615**	**.02379**
Stddev	.00303	.0027	.00064	.00469	.00001	.00037	.0007	.00020	.0021	.00065	.00440	.00069
%RSD	1.8772	.08927	6.4840	2.3617	.12554	1.7793	.07008	.47341	.07372	5.2277	71.511	2.8826
#1	.15952	3.0605	.00936	.19524	.01037	.02059	1.0339	.04154	2.9082	.01297	.00927	.02427
#2	.16381	3.0567	.01026	.20187	.01035	.02112	1.0349	.04181	2.9052	.01205	.00304	.02330
Check ?	Chk Fail	Chk Pass	Chk Pass	Chk Pass	Chk Pass	Chk Pass	Chk Pass	Chk Pass	Chk Pass	Chk Fail	None	Chk Pass
Value	.10000									.00900		
Range	30.000%									30.000%		

Elem	Se1960	Si2881	Sn1899	Sr4077	Th2837	Ti3349	Tl1908	U_3701	V_2924	Zn2062	Zr3391
Units	ppm	ppm	ppm	ppm	ppm	ppm	ppm	ppm	ppm	ppm	ppm
Avg	F **.02398**	**.50035**	**.10230**	**.00969**	**.01696**	**.00931**	**.01640**	**.07492**	**.00932**	**.01935**	**.01438**
Stddev	.00222	.00335	.00308	.00005	.00130	.00003	.00060	.02811	.00033	.00067	.00035
%RSD	9.2589	.66974	3.0085	.50255	7.6578	.35237	3.6734	37.525	3.5015	3.4483	2.4292
#1	.02555	.49798	.10012	.00965	.01788	.00928	.01682	.05504	.00955	.01982	.01413
#2	.02241	.50272	.10447	.00972	.01604	.00933	.01597	.09480	.00909	.01888	.01462
Check ?	Chk Fail	Chk Pass	Chk Pass	Chk Pass	Chk Pass	Chk Pass	Chk Pass	Chk Pass	Chk Pass	Chk Pass	Chk Pass
Value	.01500										
Range	30.000%										

Int. Std.	Y_2243	Y_3600	Y_3774
Units	Cts/S	Cts/S	Cts/S
Avg	**1513.6**	**32258.**	**5841.9**
Stddev	2.0	2.	4.3
%RSD	.13474	.00547	.07419
#1	1512.2	32256.	5838.8
#2	1515.0	32259.	5845.0

Sample Name: MB 280-326347/1-A Acquired: 5/23/2016 18:34:41 Type: Unk
Method: 6500_026(v10) Mode: CONC Corr. Factor: 1.000000
User: kellyca Custom ID1: 5/23 Custom ID2: Custom ID3:
Comment: 326347 6010C Q5

Elem	Ag3280	Al1670	As1890	B_2089	Ba4554	Be3130	Bi2230	Ca3179	Cd2288
Line	328.068 {103}	167.079 {502}	189.042 {478}	208.959 {461}	455.403 { 74}	313.042 {108}	223.061 {451}	317.933 {106}	228.802 {447}
Units	ppm	ppm	ppm	ppm	ppm	ppm	ppm	ppm	ppm
Avg	**.00072**	**.00343**	**.00132**	**.00204**	**.00039**	**-.00004**	**.00060**	**.01269**	**-.00001**
Stddev	.00018	.00012	.00122	.00006	.00010	.00004	.00107	.00001	.00015
%RSD	25.719	3.5391	92.279	3.0638	24.674	87.407	178.64	.07888	1057.3
#1	.00085	.00335	.00046	.00208	.00046	-.00002	-.00016	.01269	-.00012
#2	.00059	.00352	.00218	.00199	.00032	-.00007	.00136	.01270	.00009
Check ?	Chk Pass	Chk Pass	Chk Pass	Chk Pass	Chk Pass	Chk Pass	Chk Pass	Chk Pass	Chk Pass
High Limit									
Low Limit									

Elem	Co2286	Cr2055	Cu3247	Fe2599	K_7664	Li6707	Mg2790	Mn2576	Mo2020
Line	228.616 {447}	205.560 {464}	324.754 {104}	259.940 {130}	766.490 { 44}	670.784 { 50}	279.079 {121}2	257.610 {131}	202.030 {467}
Units	ppm	ppm	ppm	ppm	ppm	ppm	ppm	ppm	ppm
Avg	**-.00024**	**-.00004**	**-.00124**	**.01615**	**.01118**	**-.00075**	**.00394**	**.00020**	**-.00039**
Stddev	.00003	.00009	.00016	.00057	.01908	.00110	.00203	.00001	.00009
%RSD	14.131	240.13	12.558	3.5438	170.70	146.07	51.562	5.4523	23.924
#1	-.00022	.00003	-.00113	.01655	.02467	-.00153	.00250	.00020	-.00032
#2	-.00026	-.00010	-.00135	.01574	-.00231	.00002	.00538	.00021	-.00045
Check ?	Chk Pass	Chk Pass	Chk Pass	Chk Pass	Chk Pass	Chk Pass	Chk Pass	Chk Pass	Chk Pass
High Limit									
Low Limit									

Elem	Na5895	Ni2316	P_1782	Pb2203	S_1820	Sb2068	Se1960	Si2881	Sn1899
Line	589.592 { 57}	231.604 {446}	178.284 {489}	220.353 {453}	182.034 {485}	206.833 {463}	196.090 {472}	288.158 {117}	189.989 {477}
Units	ppm	ppm	ppm	ppm	ppm	ppm	ppm	ppm	ppm
Avg	**.01252**	**-.00001**	**.00094**	**.00111**	**.00405**	**.00300**	**.00480**	**.01749**	**-.00031**
Stddev	.00209	.00050	.00231	.00145	.00474	.00064	.01240	.00475	.00201
%RSD	16.677	3443.3	244.50	130.98	117.10	21.193	258.10	27.144	652.79
#1	.01104	-.00037	-.00069	.00214	.00070	.00255	.01357	.01414	.00111
#2	.01399	.00034	.00257	.00008	.00740	.00346	-.00396	.02085	-.00173
Check ?	Chk Pass	Chk Pass	Chk Pass	Chk Pass	Chk Pass	Chk Pass	Chk Pass	Chk Pass	Chk Pass
High Limit									
Low Limit									

Elem	Sr4077	Th2837	Ti3349	Tl1908	U_3701	V_2924	Zn2062	Zr3391
Line	407.771 { 83}	283.730 {119}	334.904 {101}	190.856 {477}	370.152 { 91}	292.402 {115}	206.200 {163}	339.198 { 99}
Units	ppm	ppm	ppm	ppm	ppm	ppm	ppm	ppm
Avg	**.00003**	**.00146**	**.00040**	**.00015**	**.01505**	**-.00015**	**.00142**	**.00089**
Stddev	.00001	.00006	.00019	.00116	.00423	.00093	.00134	.00148
%RSD	40.409	4.3242	47.611	794.30	28.085	604.33	94.091	166.62
#1	.00004	.00150	.00054	-.00068	.01206	.00050	.00237	-.00016
#2	.00002	.00141	.00027	.00097	.01804	-.00081	.00048	.00193
Check ?	Chk Pass	Chk Pass	Chk Pass	Chk Pass	Chk Pass	Chk Pass	Chk Pass	Chk Pass
High Limit								
Low Limit								

Int. Std.	Y_2243	Y_3600	Y_3774
Line	224.306 {450}	360.073 { 94}	377.433 { 89}
Units	Cts/S	Cts/S	Cts/S
Avg	**1510.8**	**32593.**	**5930.7**
Stddev	4.2	58.	39.2
%RSD	.27693	.17645	.66064
#1	1513.7	32634.	5903.0
#2	1507.8	32552.	5958.4

Sample Name: LCS 280-326347/2-A Acquired: 5/23/2016 18:37:29 Type: Unk
Method: 6500_026(v10) Mode: CONC Corr. Factor: 1.000000
User: kellyca Custom ID1: Custom ID2: Custom ID3:
Comment: 326347 6010C Q5

Elem	Ag3280	Al1670	As1890	B_2089	Ba4554	Be3130	Bi2230	Ca3179	Cd2288
Line	328.068 {103}	167.079 {502}	189.042 {478}	208.959 {461}	455.403 { 74}	313.042 {108}	223.061 {451}	317.933 {106}	228.802 {447}
Units	ppm	ppm	ppm	ppm	ppm	ppm	ppm	ppm	ppm
Avg	**.04951**	**1.9775**	**1.0570**	**1.0796**	**2.0446**	**.05130**	F **2.2537**	**49.793**	**.10511**
Stddev	.00007	.0010	.0088	.0040	.0098	.00018	.0038	.265	.00016
%RSD	.13749	.04992	.83372	.36988	.47946	.35476	.16756	.53193	.14799
#1	.04947	1.9768	1.0507	1.0767	2.0377	.05118	2.2511	49.606	.10522
#2	.04956	1.9782	1.0632	1.0824	2.0515	.05143	2.2564	49.980	.10500
Check ?	Chk Pass	Chk Pass	Chk Pass	Chk Pass	Chk Pass	Chk Pass	Chk Fail	Chk Pass	Chk Pass
High Limit							2.2000		
Low Limit							1.8000		

Elem	Co2286	Cr2055	Cu3247	Fe2599	K_7664	Li6707	Mg2790	Mn2576	Mo2020
Line	228.616 {447}	205.560 {464}	324.754 {104}	259.940 {130}	766.490 { 44}	670.784 { 50}	279.079 {121}2	257.610 {131}	202.030 {467}
Units	ppm	ppm	ppm	ppm	ppm	ppm	ppm	ppm	ppm
Avg	**.51581**	F **.20707**	**.25389**	**1.1256**	**52.787**	**1.0921**	**48.761**	**.48796**	**1.0768**
Stddev	.00196	.00001	.00088	.0116	.122	.0026	.061	.00182	.0014
%RSD	.37981	.00636	.34471	1.0330	.23082	.23877	.12576	.37319	.12539
#1	.51442	.20706	.25451	1.1174	52.701	1.0902	48.804	.48925	1.0759
#2	.51719	.20708	.25327	1.1339	52.873	1.0939	48.718	.48667	1.0778
Check ?	Chk Pass	Chk Fail	Chk Pass	Chk Pass	Chk Pass	Chk Pass	Chk Pass	Chk Pass	Chk Pass
High Limit		.05750							
Low Limit		.04300							

Elem	Na8183	Ni2316	P_1782	Pb2203	S_1820	Sb2068	Se1960	Si2881	Sn1899
Line	818.326 { 41}	231.604 {446}	178.284 {489}	220.353 {453}	182.034 {485}	206.833 {463}	196.090 {472}	288.158 {117}	189.989 {477}
Units	ppm	ppm	ppm	ppm	ppm	ppm	ppm	ppm	ppm
Avg	**53.398**	**.50435**	**10.433**	**.52437**	**2.1071**	**.52528**	**2.0685**	**10.057**	**1.9925**
Stddev	.153	.00007	.010	.00374	.0056	.00057	.0002	.067	.0019
%RSD	.28722	.01473	.09170	.71240	.26617	.10859	.01104	.66211	.09380
#1	53.289	.50430	10.426	.52701	2.1031	.52568	2.0683	10.010	1.9912
#2	53.506	.50441	10.440	.52173	2.1111	.52488	2.0687	10.104	1.9939
Check ?	Chk Pass	Chk Pass	Chk Pass	Chk Pass	Chk Pass	Chk Pass	Chk Pass	Chk Pass	Chk Pass
High Limit									
Low Limit									

Elem	Sr4077	Th2837	Ti3349	Tl1908	U_3701	V_2924	Zn2062	Zr3391
Line	407.771 { 83}	283.730 {119}	334.904 {101}	190.856 {477}	370.152 { 91}	292.402 {115}	206.200 {163}	339.198 { 99}
Units	ppm	ppm	ppm	ppm	ppm	ppm	ppm	ppm
Avg	**.97432**	**1.0130**	**.95665**	**2.0090**	**2.1887**	**.47511**	**.48029**	**.49937**
Stddev	.00454	.0036	.00121	.0013	.0013	.00469	.00443	.00558
%RSD	.46551	.35775	.12617	.06311	.05905	.98796	.92333	1.1179
#1	.97111	1.0156	.95750	2.0099	2.1896	.47843	.48343	.49542
#2	.97753	1.0104	.95580	2.0082	2.1878	.47179	.47716	.50332
Check ?	Chk Pass	Chk Pass	Chk Pass	Chk Pass	Chk Pass	Chk Pass	Chk Pass	Chk Pass
High Limit								
Low Limit								

Int. Std.	Y_2243	Y_3600	Y_3774
Line	224.306 {450}	360.073 { 94}	377.433 { 89}
Units	Cts/S	Cts/S	Cts/S
Avg	**1446.2**	**30496.**	**5797.5**
Stddev	1.0	7.	12.8
%RSD	.06997	.02350	.22076
#1	1446.9	30491.	5806.5
#2	1445.5	30501.	5788.4

Sample Name: LCSD 280-326347/3-A Acquired: 5/23/2016 18:40:04 Type: Unk
Method: 6500_026(v10) Mode: CONC Corr. Factor: 1.000000
User: kellyca Custom ID1: Custom ID2: Custom ID3:
Comment: 326347 6010C Q5

Elem	Ag3280	Al1670	As1890	B_2089	Ba4554	Be3130	Bi2230	Ca3179	Cd2288
Line	328.068 {103}	167.079 {502}	189.042 {478}	208.959 {461}	455.403 { 74}	313.042 {108}	223.061 {451}	317.933 {106}	228.802 {447}
Units	ppm	ppm	ppm	ppm	ppm	ppm	ppm	ppm	ppm
Avg	**.04953**	**1.9590**	**1.0599**	**1.0925**	**2.0130**	**.05034**	F **2.2841**	**48.901**	**.10532**
Stddev	.00063	.0036	.0030	.0013	.0067	.00001	.0022	.164	.00009
%RSD	1.2673	.18306	.28677	.12251	.33224	.01385	.09490	.33559	.08145
#1	.04908	1.9615	1.0577	1.0935	2.0083	.05033	2.2825	48.785	.10538
#2	.04997	1.9564	1.0620	1.0916	2.0177	.05034	2.2856	49.017	.10526
Check ?	Chk Pass	Chk Pass	Chk Pass	Chk Pass	Chk Pass	Chk Pass	Chk Fail	Chk Pass	Chk Pass
High Limit							2.2000		
Low Limit							1.8000		

Elem	Co2286	Cr2055	Cu3247	Fe2599	K_7664	Li6707	Mg2790	Mn2576	Mo2020
Line	228.616 {447}	205.560 {464}	324.754 {104}	259.940 {130}	766.490 { 44}	670.784 { 50}	279.079 {121}2	257.610 {131}	202.030 {467}
Units	ppm	ppm	ppm	ppm	ppm	ppm	ppm	ppm	ppm
Avg	**.51439**	F **.20590**	**.25437**	**.98677**	**52.066**	**1.0779**	**48.256**	**.48124**	**1.0805**
Stddev	.00108	.00011	.00131	.00657	.179	.0028	.056	.00073	.0034
%RSD	.21054	.05274	.51417	.66554	.34404	.25642	.11627	.15169	.31755
#1	.51515	.20598	.25530	.98213	51.939	1.0759	48.295	.48176	1.0829
#2	.51362	.20582	.25345	.99141	52.193	1.0798	48.216	.48072	1.0780
Check ?	Chk Pass	Chk Fail	Chk Pass	Chk Pass	Chk Pass	Chk Pass	Chk Pass	Chk Pass	Chk Pass
High Limit		.05750							
Low Limit		.04300							

Elem	Na8183	Ni2316	P_1782	Pb2203	S_1820	Sb2068	Se1960	Si2881	Sn1899
Line	818.326 { 41}	231.604 {446}	178.284 {489}	220.353 {453}	182.034 {485}	206.833 {463}	196.090 {472}	288.158 {117}	189.989 {477}
Units	ppm	ppm	ppm	ppm	ppm	ppm	ppm	ppm	ppm
Avg	**52.698**	**.50357**	**10.475**	**.51975**	**2.1179**	**.52973**	**2.0763**	**9.9052**	**1.9893**
Stddev	.079	.00078	.005	.00328	.0008	.00461	.0017	.0298	.0046
%RSD	.15083	.15491	.05123	.63045	.03540	.86959	.08335	.30110	.23278
#1	52.642	.50412	10.479	.52207	2.1184	.52647	2.0751	9.8841	1.9926
#2	52.754	.50302	10.471	.51743	2.1174	.53299	2.0775	9.9263	1.9861
Check ?	Chk Pass	Chk Pass	Chk Pass	Chk Pass	Chk Pass	Chk Pass	Chk Pass	Chk Pass	Chk Pass
High Limit									
Low Limit									

Elem	Sr4077	Th2837	Ti3349	Tl1908	U_3701	V_2924	Zn2062	Zr3391
Line	407.771 { 83}	283.730 {119}	334.904 {101}	190.856 {477}	370.152 { 91}	292.402 {115}	206.200 {163}	339.198 { 99}
Units	ppm	ppm	ppm	ppm	ppm	ppm	ppm	ppm
Avg	**.95759**	**1.0108**	**.94475**	**2.0176**	**2.1777**	**.46623**	**.46488**	**.49159**
Stddev	.00107	.0029	.00065	.0026	.0227	.00051	.00068	.00204
%RSD	.11157	.28757	.06925	.12615	1.0434	.11033	.14643	.41511
#1	.95683	1.0088	.94521	2.0194	2.1938	.46587	.46536	.49014
#2	.95834	1.0129	.94428	2.0158	2.1616	.46659	.46440	.49303
Check ?	Chk Pass	Chk Pass	Chk Pass	Chk Pass	Chk Pass	Chk Pass	Chk Pass	Chk Pass
High Limit								
Low Limit								

Int. Std.	Y_2243	Y_3600	Y_3774
Line	224.306 {450}	360.073 { 94}	377.433 { 89}
Units	Cts/S	Cts/S	Cts/S
Avg	**1435.9**	**30650.**	**5856.0**
Stddev	1.9	14.	11.9
%RSD	.13557	.04584	.20361
#1	1434.5	30640.	5864.4
#2	1437.3	30659.	5847.6

Sample Name: 280-82764-A-1-A Acquired: 5/23/2016 18:42:40 Type: Unk
Method: 6500_026(v10) Mode: CONC Corr. Factor: 1.000000
User: kellyca Custom ID1: Custom ID2: Custom ID3:
Comment: 326347 6010C Q5

Elem	Ag3280	Al1670	As1890	B_2089	Ba4554	Be3130	Bi2230	Ca3179	Cd2288
Line	328.068 {103}	167.079 {502}	189.042 {478}	208.959 {461}	455.403 { 74}	313.042 {108}	223.061 {451}	317.933 {106}	228.802 {447}
Units	ppm	ppm	ppm	ppm	ppm	ppm	ppm	ppm	ppm
Avg	**.00033**	**.02040**	**.00865**	**.53466**	**.11845**	**.00004**	**.00225**	**79.281**	**.00026**
Stddev	.00015	.00177	.00574	.00226	.00044	.00005	.00240	.359	.00014
%RSD	46.723	8.6813	66.367	.42346	.36783	124.01	106.69	.45259	52.065
#1	.00043	.01915	.01271	.53305	.11814	.00001	.00395	79.027	.00016
#2	.00022	.02165	.00459	.53626	.11876	.00008	.00055	79.535	.00036
Check ?	Chk Pass	Chk Pass	Chk Pass	Chk Pass	Chk Pass	Chk Pass	Chk Pass	Chk Pass	Chk Pass
High Limit									
Low Limit									

Elem	Co2286	Cr2055	Cu3247	Fe2599	K_7664	Li6707	Mg2790	Mn2576	Mo2020
Line	228.616 {447}	205.560 {464}	324.754 {104}	259.940 {130}	766.490 { 44}	670.784 { 50}	279.079 {121}2	257.610 {131}	202.030 {467}
Units	ppm	ppm	ppm	ppm	ppm	ppm	ppm	ppm	ppm
Avg	**.01737**	**.00145**	**.00010**	**16.414**	**18.605**	**.00032**	**14.394**	**.19542**	**.00089**
Stddev	.00026	.00007	.00022	.079	.070	.00000	.029	.00027	.00024
%RSD	1.5202	4.9585	225.55	.48012	.37815	.36440	.19971	.13888	26.298
#1	.01756	.00151	-.00006	16.358	18.555	.00032	14.374	.19523	.00073
#2	.01718	.00140	.00025	16.470	18.655	.00032	14.414	.19561	.00106
Check ?	Chk Pass	Chk Pass	Chk Pass	Chk Pass	Chk Pass	Chk Pass	Chk Pass	Chk Pass	Chk Pass
High Limit									
Low Limit									

Elem	Na8183	Ni2316	P_1782	Pb2203	S_1820	Sb2068	Se1960	Si2881	Sn1899
Line	818.326 { 41}	231.604 {446}	178.284 {489}	220.353 {453}	182.034 {485}	206.833 {463}	196.090 {472}	288.158 {117}	189.989 {477}
Units	ppm	ppm	ppm	ppm	ppm	ppm	ppm	ppm	ppm
Avg	**24.417**	**.00797**	**.14469**	**-.00053**	**13.897**	**.00486**	**.01341**	**2.2348**	**.00211**
Stddev	.045	.00049	.00649	.00219	.000	.00087	.00627	.0224	.00128
%RSD	.18518	6.1214	4.4824	413.59	.00148	17.856	46.737	1.0033	60.664
#1	24.385	.00831	.14927	.00102	13.897	.00548	.01785	2.2190	.00302
#2	24.449	.00762	.14010	-.00208	13.897	.00425	.00898	2.2507	.00121
Check ?	Chk Pass	Chk Pass	Chk Pass	Chk Pass	Chk Pass	Chk Pass	Chk Pass	Chk Pass	Chk Pass
High Limit									
Low Limit									

Elem	Sr4077	Th2837	Ti3349	Tl1908	U_3701	V_2924	Zn2062	Zr3391
Line	407.771 { 83}	283.730 {119}	334.904 {101}	190.856 {477}	370.152 { 91}	292.402 {115}	206.200 {163}	339.198 { 99}
Units	ppm	ppm	ppm	ppm	ppm	ppm	ppm	ppm
Avg	**.36700**	**.00203**	**.00074**	**.00044**	**.01449**	**.00308**	**.01299**	**.00091**
Stddev	.00150	.00104	.00003	.00141	.00651	.00005	.00020	.00094
%RSD	.40744	51.082	3.7421	321.28	44.924	1.5721	1.5744	102.57
#1	.36595	.00130	.00072	.00143	.01910	.00311	.01313	.00025
#2	.36806	.00277	.00076	-.00056	.00989	.00304	.01284	.00158
Check ?	Chk Pass	Chk Pass	Chk Pass	Chk Pass	Chk Pass	Chk Pass	Chk Pass	Chk Pass
High Limit								
Low Limit								

Int. Std.	Y_2243	Y_3600	Y_3774
Line	224.306 {450}	360.073 { 94}	377.433 { 89}
Units	Cts/S	Cts/S	Cts/S
Avg	**1442.1**	**31047.**	**5942.7**
Stddev	2.1	113.	9.1
%RSD	.14354	.36320	.15382
#1	1440.6	31126.	5936.2
#2	1443.5	30967.	5949.2

Sample Name: 280-82764-A-2-A Acquired: 5/23/2016 18:45:24 Type: Unk
Method: 6500_026(v10) Mode: CONC Corr. Factor: 1.000000
User: kellyca Custom ID1: Custom ID2: Custom ID3:
Comment: 326347 6010C Q5

Elem	Ag3280	Al1670	As1890	B_2089	Ba4554	Be3130	Bi2230	Ca3179	Cd2288
Line	328.068 {103}	167.079 {502}	189.042 {478}	208.959 {461}	455.403 { 74}	313.042 {108}	223.061 {451}	317.933 {106}	228.802 {447}
Units	ppm	ppm	ppm	ppm	ppm	ppm	ppm	ppm	ppm
Avg	**.00047**	**.02620**	**.01493**	**.16435**	**.16841**	**.00001**	**.00109**	**12.979**	**.00033**
Stddev	.00008	.00089	.00360	.00098	.00014	.00007	.00076	.142	.00004
%RSD	17.211	3.3995	24.085	.59551	.08084	456.53	69.410	1.0975	13.311
#1	.00042	.02683	.01747	.16504	.16851	.00006	.00056	12.879	.00030
#2	.00053	.02557	.01239	.16365	.16831	-.00003	.00163	13.080	.00036
Check ?	Chk Pass	Chk Pass	Chk Pass	Chk Pass	Chk Pass	Chk Pass	Chk Pass	Chk Pass	Chk Pass
High Limit									
Low Limit									

Elem	Co2286	Cr2055	Cu3247	Fe2599	K_7664	Li6707	Mg2790	Mn2576	Mo2020
Line	228.616 {447}	205.560 {464}	324.754 {104}	259.940 {130}	766.490 { 44}	670.784 { 50}	279.079 {121}2	257.610 {131}	202.030 {467}
Units	ppm	ppm	ppm	ppm	ppm	ppm	ppm	ppm	ppm
Avg	**.00206**	**.00031**	**-.00059**	**14.546**	**7.0930**	**-.00045**	**6.2867**	**.08240**	**.00006**
Stddev	.00020	.00007	.00011	.107	.0126	.00130	.0177	.00028	.00055
%RSD	9.6376	21.982	18.821	.73394	.17800	288.28	.28164	.34471	922.86
#1	.00192	.00026	-.00051	14.470	7.0841	.00047	6.2742	.08220	-.00033
#2	.00220	.00036	-.00067	14.621	7.1020	-.00137	6.2992	.08260	.00045
Check ?	Chk Pass	Chk Pass	Chk Pass	Chk Pass	Chk Pass	Chk Pass	Chk Pass	Chk Pass	Chk Pass
High Limit									
Low Limit									

Elem	Na8183	Ni2316	P_1782	Pb2203	S_1820	Sb2068	Se1960	Si2881	Sn1899
Line	818.326 { 41}	231.604 {446}	178.284 {489}	220.353 {453}	182.034 {485}	206.833 {463}	196.090 {472}	288.158 {117}	189.989 {477}
Units	ppm	ppm	ppm	ppm	ppm	ppm	ppm	ppm	ppm
Avg	**22.922**	**.00914**	**.04519**	**.00171**	**2.2907**	**.00194**	**.00577**	**2.8204**	**-.00109**
Stddev	.058	.00001	.00068	.00200	.0156	.00083	.00285	.0290	.00040
%RSD	.25384	.07413	1.5133	116.96	.67920	42.578	49.348	1.0285	36.859
#1	22.881	.00914	.04568	.00030	2.3017	.00253	.00376	2.8409	-.00137
#2	22.963	.00913	.04471	.00312	2.2797	.00136	.00779	2.7999	-.00081
Check ?	Chk Pass	Chk Pass	Chk Pass	Chk Pass	Chk Pass	Chk Pass	Chk Pass	Chk Pass	Chk Pass
High Limit									
Low Limit									

Elem	Sr4077	Th2837	Ti3349	Tl1908	U_3701	V_2924	Zn2062	Zr3391
Line	407.771 { 83}	283.730 {119}	334.904 {101}	190.856 {477}	370.152 { 91}	292.402 {115}	206.200 {163}	339.198 { 99}
Units	ppm	ppm	ppm	ppm	ppm	ppm	ppm	ppm
Avg	**.08519**	**.00061**	**.00050**	**.00081**	**-.00558**	**.00074**	**.00123**	**.00106**
Stddev	.00005	.00083	.00005	.00160	.01427	.00055	.00043	.00156
%RSD	.05840	136.59	9.5736	197.77	255.94	75.128	34.884	147.55
#1	.08516	.00120	.00053	.00194	-.01567	.00113	.00153	-.00005
#2	.08523	.00002	.00047	-.00032	.00452	.00034	.00093	.00216
Check ?	Chk Pass	Chk Pass	Chk Pass	Chk Pass	Chk Pass	Chk Pass	Chk Pass	Chk Pass
High Limit								
Low Limit								

Int. Std.	Y_2243	Y_3600	Y_3774
Line	224.306 {450}	360.073 { 94}	377.433 { 89}
Units	Cts/S	Cts/S	Cts/S
Avg	**1477.6**	**31745.**	**5969.6**
Stddev	3.0	44.	70.1
%RSD	.20151	.13721	1.1748
#1	1479.7	31776.	6019.2
#2	1475.5	31714.	5920.0

Sample Name: 280-82764-D-9-A Acquired: 5/23/2016 18:48:09 Type: Unk
Method: 6500_026(v10) Mode: CONC Corr. Factor: 1.000000
User: kellyca Custom ID1: Custom ID2: Custom ID3:
Comment: 326347 6010C Q5

Elem	Ag3280	Al1670	As1890	B_2089	Ba4554	Be3130	Bi2230	Ca3179	Cd2288
Line	328.068 {103}	167.079 {502}	189.042 {478}	208.959 {461}	455.403 { 74}	313.042 {108}	223.061 {451}	317.933 {106}	228.802 {447}
Units	ppm	ppm	ppm	ppm	ppm	ppm	ppm	ppm	ppm
Avg	**.00046**	**.04871**	**.00002**	**.29138**	**.09902**	**-.00008**	**-.00199**	**37.345**	**-.00001**
Stddev	.00086	.00070	.00580	.00104	.00011	.00004	.00034	.087	.00010
%RSD	187.01	1.4429	23451.	.35797	.11233	58.454	16.974	.23390	684.02
#1	.00107	.04821	-.00408	.29212	.09894	-.00004	-.00175	37.284	.00006
#2	-.00015	.04920	.00413	.29064	.09910	-.00011	-.00223	37.407	-.00009
Check ?	Chk Pass	Chk Pass	Chk Pass	Chk Pass	Chk Pass	Chk Pass	Chk Pass	Chk Pass	Chk Pass
High Limit									
Low Limit									

Elem	Co2286	Cr2055	Cu3247	Fe2599	K_7664	Li6707	Mg2790	Mn2576	Mo2020
Line	228.616 {447}	205.560 {464}	324.754 {104}	259.940 {130}	766.490 { 44}	670.784 { 50}	279.079 {121}2	257.610 {131}	202.030 {467}
Units	ppm	ppm	ppm	ppm	ppm	ppm	ppm	ppm	ppm
Avg	**.00350**	**.00091**	**.00036**	**.15689**	**11.381**	**-.00010**	**9.1308**	**.03237**	**.00025**
Stddev	.00007	.00018	.00031	.00297	.034	.00058	.0011	.00000	.00007
%RSD	1.9923	20.159	85.140	1.8957	.29487	552.99	.01182	.00127	26.722
#1	.00355	.00104	.00058	.15899	11.357	-.00051	9.1315	.03237	.00030
#2	.00345	.00078	.00015	.15479	11.404	.00030	9.1300	.03237	.00020
Check ?	Chk Pass	Chk Pass	Chk Pass	Chk Pass	Chk Pass	Chk Pass	Chk Pass	Chk Pass	Chk Pass
High Limit									
Low Limit									

Elem	Na8183	Ni2316	P_1782	Pb2203	S_1820	Sb2068	Se1960	Si2881	Sn1899
Line	818.326 { 41}	231.604 {446}	178.284 {489}	220.353 {453}	182.034 {485}	206.833 {463}	196.090 {472}	288.158 {117}	189.989 {477}
Units	ppm	ppm	ppm	ppm	ppm	ppm	ppm	ppm	ppm
Avg	**80.621**	**.00768**	**.29058**	**.00341**	**6.6657**	**.00167**	**.00974**	**2.2010**	**.00043**
Stddev	.032	.00012	.00671	.00077	.0006	.00031	.00129	.0107	.00263
%RSD	.04015	1.5125	2.3085	22.688	.00967	18.760	13.220	.48461	608.35
#1	80.598	.00759	.29533	.00286	6.6653	.00190	.01065	2.1934	.00229
#2	80.644	.00776	.28584	.00396	6.6662	.00145	.00883	2.2085	-.00142
Check ?	Chk Pass	Chk Pass	Chk Pass	Chk Pass	Chk Pass	Chk Pass	Chk Pass	Chk Pass	Chk Pass
High Limit									
Low Limit									

Elem	Sr4077	Th2837	Ti3349	Tl1908	U_3701	V_2924	Zn2062	Zr3391
Line	407.771 { 83}	283.730 {119}	334.904 {101}	190.856 {477}	370.152 { 91}	292.402 {115}	206.200 {163}	339.198 { 99}
Units	ppm	ppm	ppm	ppm	ppm	ppm	ppm	ppm
Avg	**.18454**	**.00186**	**.00096**	**-.00032**	**-.01841**	**.00163**	**-.00005**	**.00006**
Stddev	.00023	.00031	.00022	.00250	.00176	.00032	.00038	.00020
%RSD	.12494	16.824	22.828	774.43	9.5592	19.399	840.21	323.82
#1	.18438	.00209	.00112	-.00209	-.01965	.00186	-.00031	-.00008
#2	.18471	.00164	.00081	.00144	-.01716	.00141	.00022	.00020
Check ?	Chk Pass	Chk Pass	Chk Pass	Chk Pass	Chk Pass	Chk Pass	Chk Pass	Chk Pass
High Limit								
Low Limit								

Int. Std.	Y_2243	Y_3600	Y_3774
Line	224.306 {450}	360.073 { 94}	377.433 { 89}
Units	Cts/S	Cts/S	Cts/S
Avg	**1455.6**	**30871.**	**5850.1**
Stddev	.3	4.	5.8
%RSD	.01743	.01432	.09907
#1	1455.7	30874.	5846.0
#2	1455.4	30868.	5854.2

Sample Name: 280-82764-D-9-Asd@5 Acquired: 5/23/2016 18:50:54 Type: Unk
Method: 6500_026(v10) Mode: CONC Corr. Factor: 1.000000
User: kellyca Custom ID1: Custom ID2: Custom ID3:
Comment: 326347 6010C Q5

Elem	Ag3280	Al1670	As1890	B_2089	Ba4554	Be3130	Bi2230	Ca3179	Cd2288
Line	328.068 {103}	167.079 {502}	189.042 {478}	208.959 {461}	455.403 { 74}	313.042 {108}	223.061 {451}	317.933 {106}	228.802 {447}
Units	ppm	ppm	ppm	ppm	ppm	ppm	ppm	ppm	ppm
Avg	**.00037**	**.00998**	**.00209**	**.06012**	**.01871**	**-.00002**	**-.00069**	**7.0956**	**.00006**
Stddev	.00039	.00021	.00180	.00245	.00027	.00003	.00085	.0747	.00002
%RSD	104.66	2.0961	86.042	4.0825	1.4624	120.39	123.87	1.0535	27.614
#1	.00010	.00983	.00336	.05839	.01852	-.00000	-.00009	7.0427	.00007
#2	.00065	.01012	.00082	.06186	.01891	-.00004	-.00129	7.1484	.00005
Check ?	Chk Pass	Chk Pass	Chk Pass	Chk Pass	Chk Pass	Chk Pass	Chk Pass	Chk Pass	Chk Pass
High Limit									
Low Limit									

Elem	Co2286	Cr2055	Cu3247	Fe2599	K_7664	Li6707	Mg2790	Mn2576	Mo2020
Line	228.616 {447}	205.560 {464}	324.754 {104}	259.940 {130}	766.490 { 44}	670.784 { 50}	279.079 {121}2	257.610 {131}	202.030 {467}
Units	ppm	ppm	ppm	ppm	ppm	ppm	ppm	ppm	ppm
Avg	**.00040**	**.00012**	**-.00124**	**.05330**	**2.1257**	**-.00071**	**1.7849**	**.00631**	**-.00038**
Stddev	.00001	.00011	.00002	.00071	.0336	.00003	.0180	.00001	.00009
%RSD	2.5536	88.429	1.3703	1.3278	1.5782	4.7164	1.0087	.20563	23.070
#1	.00039	.00019	-.00123	.05380	2.1020	-.00069	1.7722	.00632	-.00032
#2	.00041	.00004	-.00125	.05280	2.1495	-.00074	1.7977	.00630	-.00044
Check ?	Chk Pass	Chk Pass	Chk Pass	Chk Pass	Chk Pass	Chk Pass	Chk Pass	Chk Pass	Chk Pass
High Limit									
Low Limit									

Elem	Na8183	Ni2316	P_1782	Pb2203	S_1820	Sb2068	Se1960	Si2881	Sn1899
Line	818.326 { 41}	231.604 {446}	178.284 {489}	220.353 {453}	182.034 {485}	206.833 {463}	196.090 {472}	288.158 {117}	189.989 {477}
Units	ppm	ppm	ppm	ppm	ppm	ppm	ppm	ppm	ppm
Avg	**15.327**	**.00170**	**.05555**	**-.00224**	**1.3179**	**.00103**	**.00350**	**.42416**	**.00038**
Stddev	.067	.00002	.00006	.00075	.0321	.00228	.00301	.00054	.00058
%RSD	.43593	.88531	.10321	33.354	2.4382	222.52	85.950	.12687	151.28
#1	15.280	.00171	.05559	-.00172	1.2952	.00264	.00563	.42454	-.00003
#2	15.374	.00169	.05550	-.00277	1.3407	-.00059	.00137	.42378	.00080
Check ?	Chk Pass	Chk Pass	Chk Pass	Chk Pass	Chk Pass	Chk Pass	Chk Pass	Chk Pass	Chk Pass
High Limit									
Low Limit									

Elem	Sr4077	Th2837	Ti3349	Tl1908	U_3701	V_2924	Zn2062	Zr3391
Line	407.771 { 83}	283.730 {119}	334.904 {101}	190.856 {477}	370.152 { 91}	292.402 {115}	206.200 {163}	339.198 { 99}
Units	ppm	ppm	ppm	ppm	ppm	ppm	ppm	ppm
Avg	**.03460**	**.00166**	**.00016**	**.00214**	**.00918**	**.00037**	**-.00065**	**.00091**
Stddev	.00045	.00103	.00032	.00102	.01386	.00041	.00012	.00221
%RSD	1.3036	62.376	200.23	47.738	151.08	112.21	18.157	243.36
#1	.03429	.00093	.00038	.00286	-.00063	.00066	-.00057	-.00066
#2	.03492	.00239	-.00007	.00141	.01898	.00008	-.00073	.00247
Check ?	Chk Pass	Chk Pass	Chk Pass	Chk Pass	Chk Pass	Chk Pass	Chk Pass	Chk Pass
High Limit								
Low Limit								

Int. Std.	Y_2243	Y_3600	Y_3774
Line	224.306 {450}	360.073 { 94}	377.433 { 89}
Units	Cts/S	Cts/S	Cts/S
Avg	**1505.8**	**32073.**	**5912.8**
Stddev	5.3	86.	35.6
%RSD	.35152	.26702	.60274
#1	1509.6	32133.	5938.0
#2	1502.1	32012.	5887.6

Sample Name: 280-82764-D-9-Apds Acquired: 5/23/2016 18:53:42 Type: Unk
Method: 6500_026(v10) Mode: CONC Corr. Factor: 1.000000
User: kellyca Custom ID1: Custom ID2: Custom ID3:
Comment: 326347 6010C Q5

Elem	Ag3280	Al1670	As1890	B_2089	Ba4554	Be3130	Bi2230	Ca3179	Cd2288
Line	328.068 {103}	167.079 {502}	189.042 {478}	208.959 {461}	455.403 { 74}	313.042 {108}	223.061 {451}	317.933 {106}	228.802 {447}
Units	ppm	ppm	ppm	ppm	ppm	ppm	ppm	ppm	ppm
Avg	**.01216**	**1.0261**	**.20991**	**.39898**	**.19486**	**.04948**	**-.00094**	**55.068**	**.05248**
Stddev	.00062	.0038	.00624	.00067	.00105	.00004	.00222	.274	.00013
%RSD	5.1080	.36677	2.9719	.16762	.53661	.08873	236.54	.49725	.24198
#1	.01260	1.0288	.21432	.39946	.19412	.04945	-.00251	54.875	.05239
#2	.01172	1.0235	.20550	.39851	.19560	.04951	.00063	55.262	.05257
Check ?	Chk Pass	Chk Pass	Chk Pass	Chk Pass	Chk Pass	Chk Pass	Chk Pass	Chk Pass	Chk Pass
High Limit									
Low Limit									

Elem	Co2286	Cr2055	Cu3247	Fe2599	K_7664	Li6707	Mg2790	Mn2576	Mo2020
Line	228.616 {447}	205.560 {464}	324.754 {104}	259.940 {130}	766.490 { 44}	670.784 { 50}	279.079 {121}2	257.610 {131}	202.030 {467}
Units	ppm	ppm	ppm	ppm	ppm	ppm	ppm	ppm	ppm
Avg	**.05423**	**.05113**	**.05047**	**1.1333**	**31.541**	**.10676**	**27.148**	**.07871**	**.05346**
Stddev	.00036	.00061	.00018	.0046	.144	.00104	.087	.00005	.00052
%RSD	.66612	1.2009	.36000	.40483	.45561	.97883	.32033	.06446	.96905
#1	.05449	.05157	.05034	1.1301	31.439	.10602	27.087	.07867	.05382
#2	.05398	.05070	.05060	1.1366	31.642	.10750	27.210	.07874	.05309
Check ?	Chk Pass	Chk Pass	Chk Pass	Chk Pass	Chk Pass	Chk Pass	Chk Pass	Chk Pass	Chk Pass
High Limit									
Low Limit									

Elem	Na8183	Ni2316	P_1782	Pb2203	S_1820	Sb2068	Se1960	Si2881	Sn1899
Line	818.326 { 41}	231.604 {446}	178.284 {489}	220.353 {453}	182.034 {485}	206.833 {463}	196.090 {472}	288.158 {117}	189.989 {477}
Units	ppm	ppm	ppm	ppm	ppm	ppm	ppm	ppm	ppm
Avg	**99.375**	**.05631**	**2.3746**	**.10268**	**6.6923**	**.10366**	**.21218**	**7.0076**	**.09596**
Stddev	.320	.00118	.0114	.00310	.0092	.00043	.00536	.0638	.00018
%RSD	.32217	2.0883	.47802	3.0202	.13709	.41389	2.5264	.90991	.18733
#1	99.148	.05548	2.3826	.10488	6.6988	.10397	.21597	6.9625	.09609
#2	99.601	.05715	2.3665	.10049	6.6859	.10336	.20839	7.0526	.09583
Check ?	Chk Pass	Chk Pass	Chk Pass	Chk Pass	Chk Pass	Chk Pass	Chk Pass	Chk Pass	Chk Pass
High Limit									
Low Limit									

Elem	Sr4077	Th2837	Ti3349	Tl1908	U_3701	V_2924	Zn2062	Zr3391
Line	407.771 { 83}	283.730 {119}	334.904 {101}	190.856 {477}	370.152 { 91}	292.402 {115}	206.200 {163}	339.198 { 99}
Units	ppm	ppm	ppm	ppm	ppm	ppm	ppm	ppm
Avg	**.22712**	**.19812**	**.04779**	**.19860**	**.54043**	**.04586**	**.18555**	**.04943**
Stddev	.00059	.00139	.00026	.00378	.01040	.00066	.00319	.00031
%RSD	.25942	.70224	.54436	1.9009	1.9247	1.4410	1.7167	.63038
#1	.22670	.19714	.04761	.19593	.54779	.04539	.18330	.04921
#2	.22753	.19910	.04798	.20126	.53308	.04633	.18780	.04965
Check ?	Chk Pass	Chk Pass	Chk Pass	Chk Pass	Chk Pass	Chk Pass	Chk Pass	Chk Pass
High Limit								
Low Limit								

Int. Std.	Y_2243	Y_3600	Y_3774
Line	224.306 {450}	360.073 { 94}	377.433 { 89}
Units	Cts/S	Cts/S	Cts/S
Avg	**1422.5**	**30626.**	**5853.1**
Stddev	3.0	69.	.1
%RSD	.20784	.22487	.00168
#1	1420.4	30675.	5853.0
#2	1424.5	30577.	5853.2

Sample Name: ccvh-3900196 Acquired: 5/23/2016 18:56:26 Type: QC
Method: 6500_026(v10) Mode: CONC Corr. Factor: 1.000000
User: kellyca Custom ID1: Custom ID2: Custom ID3:
Comment:

Elem	Ag3280	Al3092	As1890	B_2089	Ba4554	Be3130	Bi2230	Ca3179	Cd2288	Co2286	Cr2055	Cu3247	Fe2714
Units	ppm	ppm	ppm	ppm	ppm	ppm	ppm	ppm	ppm	ppm	ppm	ppm	ppm
Avg	**.00007**	**47.404**	**.00038**	**.00484**	**.00187**	**.00134**	**1.0764**	**-.03968**	**.00082**	**.00517**	**.00090**	**.00573**	**47.433**
Stddev	.00031	.336	.00229	.00036	.00014	.00005	.0049	.00110	.00028	.00007	.00002	.00002	.412
%RSD	420.88	.70915	599.76	7.5193	7.4954	3.7550	.45313	2.7652	34.655	1.4281	2.2246	.26527	.86896
#1	.00029	47.166	.00200	.00510	.00177	.00138	1.0799	-.03891	.00102	.00522	.00091	.00574	47.142
#2	-.00014	47.641	-.00124	.00459	.00197	.00131	1.0730	-.04046	.00062	.00512	.00089	.00572	47.725
Check ?	None	Chk Pass	None	None	None	None	Chk Pass	None	None	None	None	None	Chk Pass
Value													
Range													

Elem	K_7664	Li6707	Mg2790	Mn2576	Mo2020	Na8183	Ni2316	P_1782	Pb2203	S_1820	Sb2068	Se1960	Si2881
Units	ppm	ppm	ppm	ppm	ppm	ppm	ppm	ppm	ppm	ppm	ppm	ppm	ppm
Avg	**.18523**	**.00299**	**.21725**	**.00072**	**-.00120**	**252.06**	**.00127**	**.00703**	**.00139**	**5.0991**	**.00070**	**.01654**	**.02885**
Stddev	.00759	.00111	.00311	.00002	.00023	1.49	.00056	.00231	.00129	.0132	.00264	.00140	.00173
%RSD	4.0997	37.236	1.4304	3.3681	18.843	.59293	44.229	32.896	93.334	.25932	378.33	8.4376	5.9840
#1	.17986	.00377	.21945	.00071	-.00136	251.00	.00087	.00540	.00047	5.1085	-.00117	.01752	.02763
#2	.19060	.00220	.21505	.00074	-.00104	253.11	.00167	.00867	.00230	5.0898	.00257	.01555	.03007
Check ?	None	None	None	None	None	Chk Pass	None	None	None	Chk Pass	None	None	None
Value													
Range													

Elem	Sn1899	Sr4077	Th2837	Ti3349	Tl1908	U_3701	V_2924	Zn2062	Zr3391
Units	ppm	ppm	ppm	ppm	ppm	ppm	ppm	ppm	ppm
Avg	**.00344**	**.00177**	**4.9657**	**.02653**	**.00270**	**10.213**	**-.01515**	**-.00003**	**-.01727**
Stddev	.00182	.00002	.0017	.00045	.00119	.016	.00033	.00019	.00130
%RSD	53.008	1.2495	.03331	1.7119	43.867	.16127	2.1765	739.67	7.5252
#1	.00215	.00175	4.9645	.02685	.00186	10.201	-.01492	.00011	-.01819
#2	.00473	.00178	4.9669	.02621	.00354	10.224	-.01539	-.00016	-.01635
Check ?	None	None	Chk Pass	None	None	Chk Pass	None	None	None
Value									
Range									

Int. Std.	Y_2243	Y_3600	Y_3774
Units	Cts/S	Cts/S	Cts/S
Avg	**1452.7**	**30783.**	**5862.5**
Stddev	.9	6.	28.2
%RSD	.06194	.01933	.48124
#1	1452.1	30779.	5882.5
#2	1453.3	30788.	5842.6

Sample Name: ccv-3900195 Acquired: 5/23/2016 18:59:16 Type: QC
Method: 6500_026(v10) Mode: CONC Corr. Factor: 1.000000
User: kellyca Custom ID1: Custom ID2: Custom ID3:
Comment:

Elem	Ag3280	Al1670	As1890	B_2089	Ba4554	Be3130	Bi2230	Ca3179	Cd2288	Co2286	Cr2055	Cu3247
Units	ppm	ppm	ppm	ppm	ppm	ppm	ppm	ppm	ppm	ppm	ppm	ppm
Avg	**.48414**	F **.55395**	**1.0462**	F **.56230**	**.49523**	**.50579**	**.00329**	**4.9338**	**.53310**	**.52898**	**.51674**	**.49155**
Stddev	.00116	.00059	.0006	.00100	.00211	.00328	.00061	.0365	.00046	.00038	.00070	.00025
%RSD	.23985	.10658	.05796	.17871	.42581	.64809	18.610	.73904	.08718	.07156	.13604	.05012
#1	.48496	.55353	1.0458	.56159	.49374	.50347	.00286	4.9080	.53277	.52924	.51625	.49137
#2	.48332	.55437	1.0467	.56301	.49672	.50811	.00373	4.9596	.53343	.52871	.51724	.49172
Check ?	Chk Pass	Chk Fail	Chk Pass	Chk Fail	Chk Pass	Chk Pass	None	Chk Pass	Chk Pass	Chk Pass	Chk Pass	Chk Pass
Value		.50000		.50000								
Range		10.000%		10.000%								

Elem	Fe2599	K_7664	Li6707	Mg2790	Mn2576	Mo2020	Na5895	Ni2316	P_1782	Pb2203	S_1820	Sb2068
Units	ppm	ppm	ppm	ppm	ppm	ppm	ppm	ppm	ppm	ppm	ppm	ppm
Avg	**2.5442**	**50.679**	**1.0518**	**19.442**	**.49051**	**.52336**	**5.3217**	**.51107**	**1.0425**	**1.0798**	**.00477**	**1.0240**
Stddev	.0286	.326	.0059	.018	.00075	.00143	.0214	.00031	.0025	.0046	.00258	.0010
%RSD	1.1256	.64330	.56453	.09358	.15264	.27385	.40281	.06100	.24076	.42702	54.088	.10026
#1	2.5239	50.449	1.0476	19.454	.49104	.52235	5.3066	.51129	1.0407	1.0766	.00295	1.0247
#2	2.5644	50.910	1.0560	19.429	.48998	.52437	5.3369	.51085	1.0442	1.0831	.00660	1.0233
Check ?	Chk Pass	Chk Pass	Chk Pass	Chk Pass	Chk Pass	Chk Pass	Chk Pass	Chk Pass	Chk Pass	Chk Pass	None	Chk Pass
Value												
Range												

Elem	Se1960	Si2881	Sn1899	Sr4077	Th2837	Ti3349	Tl1908	U_3701	V_2924	Zn2062	Zr3391
Units	ppm	ppm	ppm	ppm	ppm	ppm	ppm	ppm	ppm	ppm	ppm
Avg	**1.0611**	**4.9531**	**1.0115**	**.47375**	**.00802**	**.46367**	**1.0539**	**.03691**	**.46306**	**.48514**	**.49450**
Stddev	.0052	.0047	.0006	.00476	.00086	.00045	.0028	.00946	.00033	.00361	.00487
%RSD	.48929	.09417	.06173	1.0038	10.777	.09665	.26961	25.620	.07124	.74363	.98445
#1	1.0574	4.9498	1.0111	.47039	.00863	.46399	1.0559	.04360	.46283	.48769	.49106
#2	1.0647	4.9564	1.0120	.47711	.00741	.46336	1.0519	.03023	.46329	.48259	.49794
Check ?	Chk Pass	Chk Pass	Chk Pass	Chk Pass	None	Chk Pass	Chk Pass	None	Chk Pass	Chk Pass	Chk Pass
Value											
Range											

Int. Std.	Y_2243	Y_3600	Y_3774
Units	Cts/S	Cts/S	Cts/S
Avg	**1497.9**	**31937.**	**5892.7**
Stddev	4.5	17.	86.9
%RSD	.30311	.05191	1.4753
#1	1501.1	31949.	5954.1
#2	1494.7	31926.	5831.2

Sample Name: ccb Acquired: 5/23/2016 19:01:55 Type: QC
Method: 6500_026(v10) Mode: CONC Corr. Factor: 1.000000
User: kellyca Custom ID1: Custom ID2: Custom ID3:
Comment:

Elem	Ag3280	Al1670	As1890	B_2089	Ba4554	Be3130	Bi2230	Ca3179	Cd2288	Co2286	Cr2055
Units	ppm	ppm	ppm	ppm	ppm	ppm	ppm	ppm	ppm	ppm	ppm
Avg	**.00037**	**.00071**	**.00108**	F **.00320**	**.00026**	**.00007**	**.00077**	**-.00556**	**.00003**	**-.00039**	**.00004**
Stddev	.00031	.00109	.00060	.00072	.00017	.00007	.00080	.00049	.00021	.00006	.00016
%RSD	85.949	154.20	55.202	22.511	65.259	98.289	104.83	8.8313	629.25	15.825	442.61
#1	.00059	-.00006	.00066	.00371	.00038	.00002	.00020	-.00522	-.00012	-.00034	.00015
#2	.00014	.00148	.00151	.00269	.00014	.00013	.00134	-.00591	.00018	-.00043	-.00008
Check ?	Chk Pass	Chk Pass	Chk Pass	Chk Fail	Chk Pass	Chk Pass	None	Chk Pass	Chk Pass	Chk Pass	Chk Pass
High Limit				.00312							
Low Limit				-.00312							

Elem	Cu3247	Fe2599	K_7664	Li6707	Mg2790	Mn2576	Mo2020	Na5895	Ni2316	P_1782	Pb2203
Units	ppm	ppm	ppm	ppm	ppm	ppm	ppm	ppm	ppm	ppm	ppm
Avg	W **-.00157**	**.00443**	**.03026**	**-.00036**	**.00568**	**-.00000**	**.00073**	**.02475**	**-.00024**	**.00045**	**.00212**
Stddev	.00030	.00109	.02053	.00059	.00268	.00004	.00013	.00257	.00025	.00094	.00135
%RSD	19.212	24.539	67.860	163.77	47.229	1718.5	17.914	10.403	104.84	208.67	63.568
#1	-.00179	.00519	.01574	-.00078	.00758	-.00003	.00064	.02657	-.00006	.00111	.00307
#2	-.00136	.00366	.04478	.00006	.00378	.00003	.00082	.02293	-.00042	-.00021	.00116
Check ?	Chk Warn	Chk Pass	Chk Pass	Chk Pass	Chk Pass	Chk Pass	Chk Pass	Chk Pass	Chk Pass	Chk Pass	Chk Pass
High Limit	.00136										
Low Limit	-.00136										

Elem	S_1820	Sb2068	Se1960	Si2881	Sn1899	Sr4077	Th2837	Ti3349	Tl1908	U_3701	V_2924
Units	ppm	ppm	ppm	ppm	ppm	ppm	ppm	ppm	ppm	ppm	ppm
Avg	**.00152**	F **.00826**	F **.01453**	**.00278**	**-.00025**	**.00011**	**.00182**	**.00037**	**.00079**	**.00826**	**.00001**
Stddev	.00116	.00116	.00298	.00155	.00041	.00002	.00174	.00009	.00097	.00618	.00107
%RSD	76.112	14.027	20.473	55.906	163.57	22.565	95.686	24.924	123.51	74.889	13077.
#1	.00234	.00744	.01664	.00388	.00004	.00012	.00059	.00043	.00148	.00388	.00077
#2	.00070	.00908	.01243	.00168	-.00055	.00009	.00305	.00030	.00010	.01263	-.00075
Check ?	None	Chk Fail	Chk Fail	Chk Pass	Chk Pass	Chk Pass	Chk Pass	Chk Pass	Chk Pass	Chk Pass	Chk Pass
High Limit		.00628	.00972								
Low Limit		-.00628	-.00972								

Elem	Zn2062	Zr3391
Units	ppm	ppm
Avg	**-.00003**	**-.00003**
Stddev	.00077	.00094
%RSD	2962.9	3293.0
#1	.00052	-.00069
#2	-.00057	.00063
Check ?	Chk Pass	Chk Pass
High Limit		
Low Limit		

Int. Std.	Y_2243	Y_3600	Y_3774
Units	Cts/S	Cts/S	Cts/S
Avg	**1502.1**	**32530.**	**5876.0**
Stddev	1.1	62.	41.8
%RSD	.07038	.18964	.71185
#1	1502.9	32573.	5846.4
#2	1501.4	32486.	5905.6

Sample Name: ccvl-3907489 Acquired: 5/23/2016 19:04:45 Type: QC
Method: 6500_026(v10) Mode: CONC Corr. Factor: 1.000000
User: kellyca Custom ID1: Custom ID2: Custom ID3:
Comment:

Elem	Ag3280	Al1670	As1890	B_2089	Ba4554	Be3130	Bi2230	Ca3179	Cd2288	Co2286	Cr2055	Cu3247
Units	ppm	ppm	ppm	ppm	ppm	ppm	ppm	ppm	ppm	ppm	ppm	ppm
Avg	**.00966**	**.10822**	**.01604**	**.10912**	**.01023**	**.00097**	**.11902**	**.19027**	**.00530**	**.01057**	**.01094**	**.01358**
Stddev	.00006	.00066	.00171	.00002	.00007	.00006	.00345	.00029	.00010	.00001	.00025	.00007
%RSD	.63200	.60675	10.676	.01412	.70502	6.3898	2.8980	.15197	1.8851	.09989	2.2940	.48854
#1	.00961	.10868	.01725	.10911	.01018	.00093	.12146	.19007	.00523	.01058	.01112	.01363
#2	.00970	.10775	.01483	.10913	.01028	.00101	.11658	.19048	.00537	.01056	.01076	.01354
Check ?	Chk Pass	Chk Pass	Chk Pass	Chk Pass	Chk Pass	Chk Pass	Chk Pass	Chk Pass	Chk Pass	Chk Pass	Chk Pass	Chk Pass
Value												
Range												

Elem	Fe2599	K_7664	Li6707	Mg2790	Mn2576	Mo2020	Na5895	Ni2316	P_1782	Pb2203	S_1820	Sb2068
Units	ppm	ppm	ppm	ppm	ppm	ppm	ppm	ppm	ppm	ppm	ppm	ppm
Avg	F **.23885**	**3.0787**	**.01042**	**.19667**	**.01056**	**.02143**	**1.0467**	**.04179**	**2.9451**	**.01155**	**-.00289**	**.02232**
Stddev	.00013	.0155	.00034	.00177	.00001	.00013	.0079	.00035	.0001	.00313	.00024	.00009
%RSD	.05484	.50451	3.2421	.89876	.05771	.62021	.75217	.84346	.00381	27.070	8.2242	.39264
#1	.23895	3.0897	.01065	.19542	.01057	.02153	1.0411	.04204	2.9450	.00934	-.00306	.02226
#2	.23876	3.0677	.01018	.19792	.01056	.02134	1.0523	.04154	2.9452	.01376	-.00272	.02238
Check ?	Chk Fail	Chk Pass	Chk Pass	Chk Pass	Chk Pass	Chk Pass	Chk Pass	Chk Pass	Chk Pass	Chk Pass	None	Chk Pass
Value	.10000											
Range	30.000%											

Elem	Se1960	Si2881	Sn1899	Sr4077	Th2837	Ti3349	Tl1908	U_3701	V_2924	Zn2062	Zr3391
Units	ppm	ppm	ppm	ppm	ppm	ppm	ppm	ppm	ppm	ppm	ppm
Avg	F **.02130**	**.50020**	**.10144**	**.00964**	**.01728**	**.00935**	**.01433**	**.07298**	**.00895**	**.02332**	**.01608**
Stddev	.00832	.00484	.00097	.00004	.00085	.00013	.00278	.01733	.00084	.00013	.00021
%RSD	39.044	.96675	.96044	.42220	4.9366	1.3920	19.413	23.743	9.4126	.56130	1.3054
#1	.01542	.49678	.10075	.00966	.01668	.00944	.01236	.06073	.00836	.02323	.01593
#2	.02718	.50362	.10213	.00961	.01788	.00926	.01629	.08523	.00955	.02342	.01623
Check ?	Chk Fail	Chk Pass	Chk Pass	Chk Pass	Chk Pass	Chk Pass	Chk Pass	Chk Pass	Chk Pass	Chk Pass	Chk Pass
Value	.01500										
Range	30.000%										

Int. Std.	Y_2243	Y_3600	Y_3774
Units	Cts/S	Cts/S	Cts/S
Avg	**1509.2**	**32595.**	**5907.2**
Stddev	4.7	68.	9.8
%RSD	.31089	.20766	.16659
#1	1505.9	32643.	5914.2
#2	1512.6	32547.	5900.3

Sample Name: MB 280-326196/1-A Acquired: 5/23/2016 19:07:34 Type: Unk
Method: 6500_026(v10) Mode: CONC Corr. Factor: 1.000000
User: kellyca Custom ID1: 5/21 Custom ID2: Custom ID3:
Comment: 325196 6010B Q4

Elem	Ag3280	Al1670	As1890	B_2089	Ba4554	Be3130	Bi2230	Ca3179	Cd2288
Line	328.068 {103}	167.079 {502}	189.042 {478}	208.959 {461}	455.403 { 74}	313.042 {108}	223.061 {451}	317.933 {106}	228.802 {447}
Units	ppm	ppm	ppm	ppm	ppm	ppm	ppm	ppm	ppm
Avg	**.00029**	**.00184**	**-.00121**	**.00159**	**.00016**	**.00003**	**.00305**	**-.00307**	**-.00010**
Stddev	.00055	.00151	.00306	.00023	.00000	.00000	.00146	.00174	.00014
%RSD	193.41	82.375	253.66	14.677	.66153	8.0114	47.835	56.625	145.58
#1	-.00010	.00291	.00096	.00176	.00016	.00003	.00202	-.00184	-.00020
#2	.00067	.00077	-.00337	.00143	.00016	.00003	.00409	-.00430	.00000
Check ?	Chk Pass	Chk Pass	Chk Pass	Chk Pass	Chk Pass	Chk Pass	Chk Pass	Chk Pass	Chk Pass
High Limit									
Low Limit									

Elem	Co2286	Cr2055	Cu3247	Fe2599	K_7664	Li6707	Mg2790	Mn2576	Mo2020
Line	228.616 {447}	205.560 {464}	324.754 {104}	259.940 {130}	766.490 { 44}	670.784 { 50}	279.079 {121}2	257.610 {131}	202.030 {467}
Units	ppm	ppm	ppm	ppm	ppm	ppm	ppm	ppm	ppm
Avg	**-.00016**	**.00018**	**-.00123**	W **.07505**	**.01132**	**-.00099**	**.00496**	**.00056**	**-.00039**
Stddev	.00003	.00005	.00012	.00145	.00464	.00076	.00313	.00001	.00035
%RSD	15.589	27.094	9.6754	1.9328	41.023	76.584	63.058	1.6356	89.086
#1	-.00014	.00015	-.00132	.07608	.00803	-.00153	.00275	.00057	-.00014
#2	-.00018	.00021	-.00115	.07403	.01460	-.00046	.00718	.00055	-.00064
Check ?	Chk Pass	Chk Pass	Chk Pass	Chk Warn	Chk Pass	Chk Pass	Chk Pass	Chk Pass	Chk Pass
High Limit				.03000					
Low Limit				-.05000					

Elem	Na5895	Ni2316	P_1782	Pb2203	S_1820	Sb2068	Se1960	Si2881	Sn1899
Line	589.592 { 57}	231.604 {446}	178.284 {489}	220.353 {453}	182.034 {485}	206.833 {463}	196.090 {472}	288.158 {117}	189.989 {477}
Units	ppm	ppm	ppm	ppm	ppm	ppm	ppm	ppm	ppm
Avg	**.00473**	**.00000**	**.00050**	**.00157**	**.00623**	**.00210**	F **.01114**	**.01698**	**-.00015**
Stddev	.00213	.00004	.00391	.00108	.00029	.00080	.00469	.00101	.00012
%RSD	45.052	1041.5	781.30	68.676	4.5913	38.207	42.087	5.9493	82.739
#1	.00323	-.00003	-.00226	.00233	.00644	.00267	.01445	.01770	-.00024
#2	.00624	.00003	.00326	.00081	.00603	.00153	.00782	.01627	-.00006
Check ?	Chk Pass	Chk Pass	Chk Pass	Chk Pass	Chk Pass	Chk Pass	Chk Fail	Chk Pass	Chk Pass
High Limit							.01000		
Low Limit							-.01000		

Elem	Sr4077	Th2837	Ti3349	Tl1908	U_3701	V_2924	Zn2062	Zr3391
Line	407.771 { 83}	283.730 {119}	334.904 {101}	190.856 {477}	370.152 { 91}	292.402 {115}	206.200 {163}	339.198 { 99}
Units	ppm	ppm	ppm	ppm	ppm	ppm	ppm	ppm
Avg	**.00002**	**.00113**	**.00009**	**.00204**	**.01060**	**-.00014**	**.00129**	**.00197**
Stddev	.00005	.00013	.00045	.00197	.01715	.00022	.00029	.00025
%RSD	359.32	11.690	474.48	96.629	161.77	153.83	22.642	12.926
#1	.00005	.00123	-.00022	.00344	.02272	-.00030	.00109	.00179
#2	-.00002	.00104	.00041	.00065	-.00153	.00001	.00150	.00215
Check ?	Chk Pass	Chk Pass	Chk Pass	Chk Pass	Chk Pass	Chk Pass	Chk Pass	Chk Pass
High Limit								
Low Limit								

Int. Std.	Y_2243	Y_3600	Y_3774
Line	224.306 {450}	360.073 { 94}	377.433 { 89}
Units	Cts/S	Cts/S	Cts/S
Avg	**1517.8**	**32761.**	**5914.1**
Stddev	.0	148.	6.0
%RSD	.00164	.45285	.10139
#1	1517.8	32866.	5918.3
#2	1517.9	32656.	5909.9

Sample Name: LCS 280-326196/2-A Acquired: 5/23/2016 19:10:22 Type: Unk
Method: 6500_026(v10) Mode: CONC Corr. Factor: 1.000000
User: kellyca Custom ID1: Custom ID2: Custom ID3:
Comment: 325196 6010B Q4

Elem	Ag3280	Al1670	As1890	B_2089	Ba4554	Be3130	Bi2230	Ca3179	Cd2288
Line	328.068 {103}	167.079 {502}	189.042 {478}	208.959 {461}	455.403 { 74}	313.042 {108}	223.061 {451}	317.933 {106}	228.802 {447}
Units	ppm	ppm	ppm	ppm	ppm	ppm	ppm	ppm	ppm
Avg	**.05117**	**2.0996**	F **1.1237**	F **1.1586**	**2.0685**	**.05212**	F **2.4072**	**50.709**	F **.11225**
Stddev	.00001	.1233	.0530	.0568	.0182	.00052	.1024	.531	.00474
%RSD	.02003	5.8706	4.7139	4.8979	.88182	.99598	4.2526	1.0481	4.2220
#1	.05118	2.0124	1.0862	1.1185	2.0814	.05249	2.3348	51.084	.10890
#2	.05116	2.1868	1.1612	1.1987	2.0556	.05175	2.4796	50.333	.11560
Check ?	Chk Pass	Chk Pass	Chk Fail	Chk Fail	Chk Pass	Chk Pass	Chk Fail	Chk Pass	Chk Fail
High Limit			1.0900	1.1000			2.2000		.11000
Low Limit			.86000	.89000			1.8000		.08700

Elem	Co2286	Cr2055	Cu3247	Fe2599	K_7664	Li6707	Mg2790	Mn2576	Mo2020
Line	228.616 {447}	205.560 {464}	324.754 {104}	259.940 {130}	766.490 { 44}	670.784 { 50}	279.079 {121}2	257.610 {131}	202.030 {467}
Units	ppm	ppm	ppm	ppm	ppm	ppm	ppm	ppm	ppm
Avg	**.54656**	F **.21871**	**.25813**	**1.0263**	**53.832**	**1.1117**	**49.694**	**.49444**	F **1.1394**
Stddev	.02702	.01080	.00046	.0080	.322	.0103	.081	.00092	.0583
%RSD	4.9444	4.9398	.17976	.77629	.59860	.92758	.16359	.18668	5.1169
#1	.52745	.21107	.25846	1.0319	54.059	1.1190	49.637	.49378	1.0982
#2	.56567	.22635	.25780	1.0207	53.604	1.1044	49.752	.49509	1.1806
Check ?	Chk Pass	Chk Fail	Chk Pass	Chk Pass	Chk Pass	Chk Pass	Chk Pass	Chk Pass	Chk Fail
High Limit		.05750							1.1000
Low Limit		.04300							.90000

Elem	Na8183	Ni2316	P_1782	Pb2203	S_1820	Sb2068	Se1960	Si2881	Sn1899
Line	818.326 { 41}	231.604 {446}	178.284 {489}	220.353 {453}	182.034 {485}	206.833 {463}	196.090 {472}	288.158 {117}	189.989 {477}
Units	ppm	ppm	ppm	ppm	ppm	ppm	ppm	ppm	ppm
Avg	**54.517**	**.53353**	F **11.163**	F **.55473**	F **2.2390**	F **.55889**	F **2.2130**	**10.193**	**2.1152**
Stddev	.255	.02717	.508	.02974	.1101	.02824	.0899	.041	.1070
%RSD	.46830	5.0919	4.5476	5.3616	4.9185	5.0528	4.0634	.40583	5.0607
#1	54.697	.51432	10.804	.53370	2.1611	.53892	2.1494	10.223	2.0395
#2	54.336	.55274	11.521	.57576	2.3169	.57886	2.2766	10.164	2.1909
Check ?	Chk Pass	Chk Pass	Chk Fail	Chk Fail	Chk Fail	Chk Fail	Chk Fail	Chk Pass	Chk Pass
High Limit			11.100	.54500	2.2000	.54000	2.2000		
Low Limit			9.1000	.44500	1.8000	.44000	1.8000		

Elem	Sr4077	Th2837	Ti3349	Tl1908	U_3701	V_2924	Zn2062	Zr3391
Line	407.771 { 83}	283.730 {119}	334.904 {101}	190.856 {477}	370.152 { 91}	292.402 {115}	206.200 {163}	339.198 { 99}
Units	ppm	ppm	ppm	ppm	ppm	ppm	ppm	ppm
Avg	**.98860**	**1.0372**	**.96899**	**2.1335**	**2.2094**	**.47849**	**.48405**	**.50453**
Stddev	.00791	.0056	.00293	.1031	.0194	.00017	.00121	.00480
%RSD	.79989	.53728	.30226	4.8314	.87730	.03480	.25083	.95184
#1	.99419	1.0332	.96691	2.0606	2.2231	.47861	.48320	.50792
#2	.98301	1.0411	.97106	2.2064	2.1957	.47837	.48491	.50113
Check ?	Chk Pass	Chk Pass	Chk Pass	Chk Pass	Chk Pass	Chk Pass	Chk Pass	Chk Pass
High Limit								
Low Limit								

Int. Std.	Y_2243	Y_3600	Y_3774
Line	224.306 {450}	360.073 { 94}	377.433 { 89}
Units	Cts/S	Cts/S	Cts/S
Avg	**1411.5**	**30709.**	**5760.4**
Stddev	54.4	42.	39.1
%RSD	3.8555	.13738	.67795
#1	1450.0	30739.	5732.8
#2	1373.0	30679.	5788.1

Sample Name: 280-83160-A-3-A Acquired: 5/23/2016 19:12:58 Type: Unk
Method: 6500_026(v10) Mode: CONC Corr. Factor: 1.000000
User: kellyca Custom ID1: Custom ID2: Custom ID3:
Comment: 325196 6010B Q4

Elem	Ag3280	Al1670	As1890	B_2089	Ba4554	Be3130	Bi2230	Ca3179	Cd2288
Line	328.068 {103}	167.079 {502}	189.042 {478}	208.959 {461}	455.403 { 74}	313.042 {108}	223.061 {451}	317.933 {106}	228.802 {447}
Units	ppm	ppm	ppm	ppm	ppm	ppm	ppm	ppm	ppm
Avg	**.00035**	**.00396**	**-.00192**	**.01489**	**.00633**	**.00009**	**.00314**	**10.556**	**.00022**
Stddev	.00007	.00056	.00510	.00020	.00019	.00004	.00454	.022	.00035
%RSD	20.292	14.039	266.18	1.3517	3.0256	39.080	144.32	.20627	156.58
#1	.00040	.00436	-.00552	.01475	.00647	.00012	.00635	10.571	.00047
#2	.00030	.00357	.00169	.01503	.00619	.00007	-.00006	10.540	-.00002
Check ?	Chk Pass	Chk Pass	Chk Pass	Chk Pass	Chk Pass	Chk Pass	Chk Pass	Chk Pass	Chk Pass
High Limit									
Low Limit									

Elem	Co2286	Cr2055	Cu3247	Fe2599	K_7664	Li6707	Mg2790	Mn2576	Mo2020
Line	228.616 {447}	205.560 {464}	324.754 {104}	259.940 {130}	766.490 { 44}	670.784 { 50}	279.079 {121}2	257.610 {131}	202.030 {467}
Units	ppm	ppm	ppm	ppm	ppm	ppm	ppm	ppm	ppm
Avg	**.00273**	**.00034**	**.00030**	**11.840**	**3.0008**	**-.00063**	**3.9176**	**.03698**	**.00132**
Stddev	.00011	.00005	.00037	.007	.0022	.00037	.0089	.00017	.00003
%RSD	4.1925	15.856	120.91	.05506	.07272	58.484	.22670	.44876	1.9285
#1	.00265	.00038	.00004	11.835	2.9993	-.00037	3.9113	.03686	.00130
#2	.00281	.00030	.00056	11.845	3.0024	-.00089	3.9239	.03710	.00134
Check ?	Chk Pass	Chk Pass	Chk Pass	Chk Pass	Chk Pass	Chk Pass	Chk Pass	Chk Pass	Chk Pass
High Limit									
Low Limit									

Elem	Na8183	Ni2316	P_1782	Pb2203	S_1820	Sb2068	Se1960	Si2881	Sn1899
Line	818.326 { 41}	231.604 {446}	178.284 {489}	220.353 {453}	182.034 {485}	206.833 {463}	196.090 {472}	288.158 {117}	189.989 {477}
Units	ppm	ppm	ppm	ppm	ppm	ppm	ppm	ppm	ppm
Avg	**124.17**	**.00052**	**.04320**	**.00139**	**.21485**	**.00181**	**.00620**	**2.9934**	**-.00037**
Stddev	.27	.00021	.00194	.00188	.00092	.00041	.00352	.0123	.00079
%RSD	.21971	40.072	4.4893	135.80	.42996	22.360	56.861	.41059	214.68
#1	124.37	.00066	.04457	.00006	.21420	.00210	.00371	3.0021	-.00092
#2	123.98	.00037	.04183	.00272	.21551	.00153	.00869	2.9847	.00019
Check ?	Chk Pass	Chk Pass	Chk Pass	Chk Pass	Chk Pass	Chk Pass	Chk Pass	Chk Pass	Chk Pass
High Limit									
Low Limit									

Elem	Sr4077	Th2837	Ti3349	Tl1908	U_3701	V_2924	Zn2062	Zr3391
Line	407.771 { 83}	283.730 {119}	334.904 {101}	190.856 {477}	370.152 { 91}	292.402 {115}	206.200 {163}	339.198 { 99}
Units	ppm	ppm	ppm	ppm	ppm	ppm	ppm	ppm
Avg	**.06604**	**.00149**	**.00023**	**.00250**	**-.00237**	**.00025**	**.00275**	**.00025**
Stddev	.00011	.00006	.00029	.00145	.02808	.00014	.00015	.00081
%RSD	.17057	3.9813	128.65	58.052	1185.0	56.641	5.3606	321.70
#1	.06612	.00153	.00044	.00353	-.02222	.00015	.00265	-.00032
#2	.06596	.00145	.00002	.00147	.01748	.00035	.00286	.00082
Check ?	Chk Pass	Chk Pass	Chk Pass	Chk Pass	Chk Pass	Chk Pass	Chk Pass	Chk Pass
High Limit								
Low Limit								

Int. Std.	Y_2243	Y_3600	Y_3774
Line	224.306 {450}	360.073 { 94}	377.433 { 89}
Units	Cts/S	Cts/S	Cts/S
Avg	**1456.5**	**30997.**	**5947.2**
Stddev	.2	45.	3.6
%RSD	.01505	.14568	.06018
#1	1456.7	30965.	5944.7
#2	1456.3	31029.	5949.7

Sample Name: 280-83160-A-3-Asd@5 Acquired: 5/23/2016 19:15:44 Type: Unk
Method: 6500_026(v10) Mode: CONC Corr. Factor: 1.000000
User: kellyca Custom ID1: Custom ID2: Custom ID3:
Comment: 325196 6010B Q4

Elem	Ag3280	Al1670	As1890	B_2089	Ba4554	Be3130	Bi2230	Ca3179	Cd2288
Line	328.068 {103}	167.079 {502}	189.042 {478}	208.959 {461}	455.403 { 74}	313.042 {108}	223.061 {451}	317.933 {106}	228.802 {447}
Units	ppm	ppm	ppm	ppm	ppm	ppm	ppm	ppm	ppm
Avg	**.00048**	**.00113**	**.00316**	**.00461**	**.00128**	**-.00001**	**.00126**	**2.1614**	**-.00019**
Stddev	.00041	.00042	.00031	.00011	.00019	.00003	.00155	.0031	.00017
%RSD	85.349	37.523	9.7887	2.4151	14.761	684.34	123.13	.14508	90.917
#1	.00076	.00083	.00294	.00453	.00114	.00002	.00016	2.1592	-.00030
#2	.00019	.00143	.00338	.00468	.00141	-.00003	.00236	2.1637	-.00007
Check ?	Chk Pass	Chk Pass	Chk Pass	Chk Pass	Chk Pass	Chk Pass	Chk Pass	Chk Pass	Chk Pass
High Limit									
Low Limit									

Elem	Co2286	Cr2055	Cu3247	Fe2599	K_7664	Li6707	Mg2790	Mn2576	Mo2020
Line	228.616 {447}	205.560 {464}	324.754 {104}	259.940 {130}	766.490 { 44}	670.784 { 50}	279.079 {121}2	257.610 {131}	202.030 {467}
Units	ppm	ppm	ppm	ppm	ppm	ppm	ppm	ppm	ppm
Avg	**.00071**	**.00003**	**-.00065**	**2.4182**	**.58828**	**-.00121**	**.81105**	**.00757**	**.00019**
Stddev	.00028	.00006	.00013	.0050	.00112	.00042	.01157	.00007	.00013
%RSD	39.867	183.70	20.048	.20725	.19015	34.349	1.4262	.90619	65.155
#1	.00091	.00008	-.00074	2.4147	.58749	-.00092	.81923	.00752	.00010
#2	.00051	-.00001	-.00056	2.4218	.58907	-.00150	.80287	.00762	.00028
Check ?	Chk Pass	Chk Pass	Chk Pass	Chk Pass	Chk Pass	Chk Pass	Chk Pass	Chk Pass	Chk Pass
High Limit									
Low Limit									

Elem	Na8183	Ni2316	P_1782	Pb2203	S_1820	Sb2068	Se1960	Si2881	Sn1899
Line	818.326 { 41}	231.604 {446}	178.284 {489}	220.353 {453}	182.034 {485}	206.833 {463}	196.090 {472}	288.158 {117}	189.989 {477}
Units	ppm	ppm	ppm	ppm	ppm	ppm	ppm	ppm	ppm
Avg	**25.304**	**.00021**	**.00986**	**-.00054**	**.03988**	**.00256**	**.00906**	**.61634**	**-.00113**
Stddev	.099	.00002	.00109	.00130	.00094	.00111	.00130	.01459	.00071
%RSD	.38965	9.4508	11.096	242.41	2.3479	43.522	14.380	2.3665	62.688
#1	25.234	.00022	.01063	-.00145	.03921	.00177	.00998	.62665	-.00063
#2	25.374	.00019	.00908	.00038	.04054	.00335	.00814	.60602	-.00163
Check ?	Chk Pass	Chk Pass	Chk Pass	Chk Pass	Chk Pass	Chk Pass	Chk Pass	Chk Pass	Chk Pass
High Limit									
Low Limit									

Elem	Sr4077	Th2837	Ti3349	Tl1908	U_3701	V_2924	Zn2062	Zr3391
Line	407.771 { 83}	283.730 {119}	334.904 {101}	190.856 {477}	370.152 { 91}	292.402 {115}	206.200 {163}	339.198 { 99}
Units	ppm	ppm	ppm	ppm	ppm	ppm	ppm	ppm
Avg	**.01328**	**.00178**	**.00009**	**.00298**	**.00285**	**-.00012**	**-.00095**	**.00021**
Stddev	.00003	.00034	.00015	.00066	.00604	.00009	.00006	.00023
%RSD	.25303	19.355	171.40	22.249	211.83	74.538	6.1641	110.84
#1	.01325	.00154	-.00002	.00251	.00712	-.00019	-.00091	.00004
#2	.01330	.00202	.00019	.00345	-.00142	-.00006	-.00099	.00037
Check ?	Chk Pass	Chk Pass	Chk Pass	Chk Pass	Chk Pass	Chk Pass	Chk Pass	Chk Pass
High Limit								
Low Limit								

Int. Std.	Y_2243	Y_3600	Y_3774
Line	224.306 {450}	360.073 { 94}	377.433 { 89}
Units	Cts/S	Cts/S	Cts/S
Avg	**1516.9**	**32229.**	**5930.2**
Stddev	2.5	24.	28.6
%RSD	.16614	.07341	.48288
#1	1515.1	32212.	5950.5
#2	1518.7	32245.	5910.0

Sample Name: 280-83160-A-3-B MS Acquired: 5/23/2016 19:18:31 Type: Unk
Method: 6500_026(v10) Mode: CONC Corr. Factor: 1.000000
User: kellyca Custom ID1: Custom ID2: Custom ID3:
Comment: 325196 6010B Q4

Elem	Ag3280	Al1670	As1890	B_2089	Ba4554	Be3130	Bi2230	Ca3179	Cd2288
Line	328.068 {103}	167.079 {502}	189.042 {478}	208.959 {461}	455.403 { 74}	313.042 {108}	223.061 {451}	317.933 {106}	228.802 {447}
Units	ppm	ppm	ppm	ppm	ppm	ppm	ppm	ppm	ppm
Avg	**.05189**	**1.9841**	**1.1031**	**1.1381**	**2.0692**	**.05195**	**2.3517**	**60.421**	**.10951**
Stddev	.00018	.0003	.0104	.0016	.0019	.00006	.0063	.057	.00000
%RSD	.35480	.01331	.93894	.14198	.09292	.11073	.26736	.09354	.00256
#1	.05202	1.9839	1.0957	1.1370	2.0678	.05191	2.3561	60.461	.10951
#2	.05176	1.9843	1.1104	1.1393	2.0705	.05199	2.3472	60.381	.10951
Check ?	Chk Pass	Chk Pass	Chk Pass	Chk Pass	Chk Pass	Chk Pass	Chk Pass	Chk Pass	Chk Pass
High Limit									
Low Limit									

Elem	Co2286	Cr2055	Cu3247	Fe2599	K_7664	Li6707	Mg2790	Mn2576	Mo2020
Line	228.616 {447}	205.560 {464}	324.754 {104}	259.940 {130}	766.490 { 44}	670.784 { 50}	279.079 {121}2	257.610 {131}	202.030 {467}
Units	ppm	ppm	ppm	ppm	ppm	ppm	ppm	ppm	ppm
Avg	**.52431**	W **.20968**	**.26768**	**13.172**	**57.493**	**1.1246**	**53.464**	**.52722**	**1.0986**
Stddev	.00085	.00023	.00135	.035	.028	.0005	.135	.00108	.0016
%RSD	.16179	.11181	.50344	.26684	.04946	.04129	.25269	.20528	.14828
#1	.52371	.20985	.26863	13.196	57.473	1.1243	53.559	.52799	1.0998
#2	.52491	.20952	.26673	13.147	57.513	1.1249	53.368	.52646	1.0975
Check ?	Chk Pass	Chk Warn	Chk Pass	Chk Pass	Chk Pass	Chk Pass	Chk Pass	Chk Pass	Chk Pass
High Limit		.10000							
Low Limit		-.01000							

Elem	Na8183	Ni2316	P_1782	Pb2203	S_1820	Sb2068	Se1960	Si2881	Sn1899
Line	818.326 { 41}	231.604 {446}	178.284 {489}	220.353 {453}	182.034 {485}	206.833 {463}	196.090 {472}	288.158 {117}	189.989 {477}
Units	ppm	ppm	ppm	ppm	ppm	ppm	ppm	ppm	ppm
Avg	**184.66**	**.50772**	**11.115**	**.52458**	**2.4547**	**.55164**	**2.1746**	**13.177**	**2.0111**
Stddev	.04	.00031	.014	.00240	.0013	.00198	.0095	.001	.0037
%RSD	.02164	.06137	.12891	.45738	.05136	.35867	.43646	.01112	.18314
#1	184.68	.50794	11.125	.52627	2.4556	.55304	2.1814	13.176	2.0085
#2	184.63	.50750	11.105	.52288	2.4538	.55024	2.1679	13.178	2.0137
Check ?	Chk Pass	Chk Pass	Chk Pass	Chk Pass	Chk Pass	Chk Pass	Chk Pass	Chk Pass	Chk Pass
High Limit									
Low Limit									

Elem	Sr4077	Th2837	Ti3349	Tl1908	U_3701	V_2924	Zn2062	Zr3391
Line	407.771 { 83}	283.730 {119}	334.904 {101}	190.856 {477}	370.152 { 91}	292.402 {115}	206.200 {163}	339.198 { 99}
Units	ppm	ppm	ppm	ppm	ppm	ppm	ppm	ppm
Avg	**1.0523**	**1.0499**	**.97951**	**2.0002**	**2.2003**	**.48377**	**.47884**	**.50421**
Stddev	.0003	.0025	.00207	.0030	.0302	.00110	.00302	.00072
%RSD	.03229	.23900	.21150	.14825	1.3727	.22716	.63115	.14276
#1	1.0521	1.0481	.98097	2.0023	2.1790	.48455	.48098	.50472
#2	1.0525	1.0517	.97804	1.9981	2.2217	.48300	.47670	.50370
Check ?	Chk Pass	Chk Pass	Chk Pass	Chk Pass	Chk Pass	Chk Pass	Chk Pass	Chk Pass
High Limit								
Low Limit								

Int. Std.	Y_2243	Y_3600	Y_3774
Line	224.306 {450}	360.073 { 94}	377.433 { 89}
Units	Cts/S	Cts/S	Cts/S
Avg	**1416.5**	**30034.**	**5864.3**
Stddev	2.2	4.	4.5
%RSD	.15497	.01443	.07743
#1	1415.0	30037.	5861.1
#2	1418.1	30031.	5867.5

Sample Name: 280-83160-A-3-C MSD Acquired: 5/23/2016 19:21:07 Type: Unk
Method: 6500_026(v10) Mode: CONC Corr. Factor: 1.000000
User: kellyca Custom ID1: Custom ID2: Custom ID3:
Comment: 325196 6010B Q4

Elem	Ag3280	Al1670	As1890	B_2089	Ba4554	Be3130	Bi2230	Ca3179	Cd2288
Line	328.068 {103}	167.079 {502}	189.042 {478}	208.959 {461}	455.403 { 74}	313.042 {108}	223.061 {451}	317.933 {106}	228.802 {447}
Units	ppm	ppm	ppm	ppm	ppm	ppm	ppm	ppm	ppm
Avg	**.05070**	**1.9507**	**1.0849**	**1.1187**	**2.0270**	**.05068**	**2.2987**	**59.262**	**.10763**
Stddev	.00001	.0007	.0054	.0014	.0002	.00007	.0011	.010	.00003
%RSD	.02037	.03460	.49481	.12964	.00894	.12854	.04781	.01698	.02459
#1	.05069	1.9503	1.0811	1.1177	2.0271	.05073	2.2995	59.255	.10765
#2	.05071	1.9512	1.0887	1.1197	2.0269	.05063	2.2979	59.269	.10761
Check ?	Chk Pass	Chk Pass	Chk Pass	Chk Pass	Chk Pass	Chk Pass	Chk Pass	Chk Pass	Chk Pass
High Limit									
Low Limit									

Elem	Co2286	Cr2055	Cu3247	Fe2599	K_7664	Li6707	Mg2790	Mn2576	Mo2020
Line	228.616 {447}	205.560 {464}	324.754 {104}	259.940 {130}	766.490 { 44}	670.784 { 50}	279.079 {121}2	257.610 {131}	202.030 {467}
Units	ppm	ppm	ppm	ppm	ppm	ppm	ppm	ppm	ppm
Avg	**.51560**	W **.20554**	**.26283**	**12.746**	**56.357**	**1.1001**	**52.560**	**.51738**	**1.0822**
Stddev	.00114	.00130	.00044	.001	.116	.0027	.048	.00000	.0015
%RSD	.22149	.63318	.16821	.00782	.20577	.24570	.09177	.00035	.13639
#1	.51641	.20646	.26252	12.746	56.439	1.1020	52.526	.51738	1.0832
#2	.51480	.20462	.26315	12.747	56.275	1.0982	52.594	.51738	1.0811
Check ?	Chk Pass	Chk Warn	Chk Pass	Chk Pass	Chk Pass	Chk Pass	Chk Pass	Chk Pass	Chk Pass
High Limit		.10000							
Low Limit		-.01000							

Elem	Na8183	Ni2316	P_1782	Pb2203	S_1820	Sb2068	Se1960	Si2881	Sn1899
Line	818.326 { 41}	231.604 {446}	178.284 {489}	220.353 {453}	182.034 {485}	206.833 {463}	196.090 {472}	288.158 {117}	189.989 {477}
Units	ppm	ppm	ppm	ppm	ppm	ppm	ppm	ppm	ppm
Avg	**178.82**	**.50067**	**10.896**	**.51545**	**2.4111**	**.53983**	**2.1479**	**12.904**	**1.9795**
Stddev	.27	.00065	.011	.00489	.0047	.00221	.0034	.053	.0031
%RSD	.14879	.12929	.10214	.94837	.19662	.41003	.15675	.41394	.15419
#1	179.01	.50021	10.904	.51199	2.4145	.54139	2.1503	12.867	1.9817
#2	178.63	.50113	10.888	.51891	2.4077	.53826	2.1455	12.942	1.9774
Check ?	Chk Pass	Chk Pass	Chk Pass	Chk Pass	Chk Pass	Chk Pass	Chk Pass	Chk Pass	Chk Pass
High Limit									
Low Limit									

Elem	Sr4077	Th2837	Ti3349	Tl1908	U_3701	V_2924	Zn2062	Zr3391
Line	407.771 { 83}	283.730 {119}	334.904 {101}	190.856 {477}	370.152 { 91}	292.402 {115}	206.200 {163}	339.198 { 99}
Units	ppm	ppm	ppm	ppm	ppm	ppm	ppm	ppm
Avg	**1.0319**	**1.0268**	**.96311**	**1.9651**	**2.1468**	**.47560**	**.46579**	**.49472**
Stddev	.0004	.0002	.00011	.0103	.0014	.00145	.00142	.00019
%RSD	.03784	.02362	.01116	.52411	.06468	.30471	.30465	.03928
#1	1.0316	1.0266	.96303	1.9724	2.1458	.47457	.46479	.49486
#2	1.0322	1.0269	.96319	1.9578	2.1478	.47662	.46680	.49459
Check ?	Chk Pass	Chk Pass	Chk Pass	Chk Pass	Chk Pass	Chk Pass	Chk Pass	Chk Pass
High Limit								
Low Limit								

Int. Std.	Y_2243	Y_3600	Y_3774
Line	224.306 {450}	360.073 { 94}	377.433 { 89}
Units	Cts/S	Cts/S	Cts/S
Avg	**1419.1**	**30010.**	**5861.6**
Stddev	.4	14.	4.7
%RSD	.02482	.04578	.08035
#1	1418.9	30019.	5865.0
#2	1419.4	30000.	5858.3

Sample Name: 280-83160-A-3-Apds Acquired: 5/23/2016 19:23:43 Type: Unk
Method: 6500_026(v10) Mode: CONC Corr. Factor: 1.000000
User: kellyca Custom ID1: Custom ID2: Custom ID3:
Comment: 325196 6010B Q4

Elem	Ag3280	Al1670	As1890	B_2089	Ba4554	Be3130	Bi2230	Ca3179	Cd2288
Line	328.068 {103}	167.079 {502}	189.042 {478}	208.959 {461}	455.403 { 74}	313.042 {108}	223.061 {451}	317.933 {106}	228.802 {447}
Units	ppm	ppm	ppm	ppm	ppm	ppm	ppm	ppm	ppm
Avg	**.01388**	**.99177**	**.20803**	**.12133**	**.10405**	**.04940**	**-.00101**	**29.318**	**.05270**
Stddev	.00021	.00142	.00255	.00043	.00050	.00025	.00009	.043	.00015
%RSD	1.5222	.14300	1.2260	.35532	.48044	.50389	8.7976	.14833	.27794
#1	.01403	.99277	.20623	.12164	.10369	.04922	-.00107	29.287	.05260
#2	.01373	.99077	.20983	.12103	.10440	.04958	-.00094	29.349	.05280
Check ?	Chk Pass	Chk Pass	Chk Pass	Chk Pass	Chk Pass	Chk Pass	Chk Pass	Chk Pass	Chk Pass
High Limit									
Low Limit									

Elem	Co2286	Cr2055	Cu3247	Fe2599	K_7664	Li6707	Mg2790	Mn2576	Mo2020
Line	228.616 {447}	205.560 {464}	324.754 {104}	259.940 {130}	766.490 { 44}	670.784 { 50}	279.079 {121}2	257.610 {131}	202.030 {467}
Units	ppm	ppm	ppm	ppm	ppm	ppm	ppm	ppm	ppm
Avg	**.05350**	**.05012**	**.05156**	**12.468**	**23.496**	**.10646**	**22.799**	**.08387**	**.05332**
Stddev	.00022	.00031	.00012	.016	.053	.00157	.077	.00046	.00003
%RSD	.41408	.60906	.23464	.12488	.22398	1.4728	.33629	.54537	.05236
#1	.05365	.05034	.05147	12.479	23.459	.10535	22.744	.08355	.05334
#2	.05334	.04990	.05165	12.457	23.534	.10757	22.853	.08419	.05330
Check ?	Chk Pass	Chk Pass	Chk Pass	Chk Pass	Chk Pass	Chk Pass	Chk Pass	Chk Pass	Chk Pass
High Limit									
Low Limit									

Elem	Na8183	Ni2316	P_1782	Pb2203	S_1820	Sb2068	Se1960	Si2881	Sn1899
Line	818.326 { 41}	231.604 {446}	178.284 {489}	220.353 {453}	182.034 {485}	206.833 {463}	196.090 {472}	288.158 {117}	189.989 {477}
Units	ppm	ppm	ppm	ppm	ppm	ppm	ppm	ppm	ppm
Avg	**142.29**	**.05009**	**2.1359**	**.10175**	**.21134**	**.10386**	**.20903**	**7.6807**	**.09550**
Stddev	.37	.00005	.0006	.00247	.00333	.00142	.00807	.0196	.00071
%RSD	.25786	.09170	.03033	2.4319	1.5769	1.3672	3.8600	.25452	.73965
#1	142.03	.05006	2.1355	.10000	.21369	.10285	.21474	7.6668	.09600
#2	142.55	.05012	2.1364	.10350	.20898	.10486	.20333	7.6945	.09500
Check ?	Chk Pass	Chk Pass	Chk Pass	Chk Pass	Chk Pass	Chk Pass	Chk Pass	Chk Pass	Chk Pass
High Limit									
Low Limit									

Elem	Sr4077	Th2837	Ti3349	Tl1908	U_3701	V_2924	Zn2062	Zr3391
Line	407.771 { 83}	283.730 {119}	334.904 {101}	190.856 {477}	370.152 { 91}	292.402 {115}	206.200 {163}	339.198 { 99}
Units	ppm	ppm	ppm	ppm	ppm	ppm	ppm	ppm
Avg	**.11187**	**.20188**	**.04688**	**.19941**	**.52331**	**.04729**	**.18884**	**.04729**
Stddev	.00039	.00235	.00027	.00211	.00919	.00071	.00018	.00113
%RSD	.35095	1.1640	.56536	1.0574	1.7566	1.5115	.09578	2.3958
#1	.11159	.20021	.04669	.19792	.51681	.04679	.18871	.04809
#2	.11215	.20354	.04707	.20090	.52981	.04780	.18897	.04649
Check ?	Chk Pass	Chk Pass	Chk Pass	Chk Pass	Chk Pass	Chk Pass	Chk Pass	Chk Pass
High Limit								
Low Limit								

Int. Std.	Y_2243	Y_3600	Y_3774
Line	224.306 {450}	360.073 { 94}	377.433 { 89}
Units	Cts/S	Cts/S	Cts/S
Avg	**1451.8**	**30577.**	**5876.8**
Stddev	.4	78.	1.4
%RSD	.02540	.25601	.02359
#1	1452.1	30633.	5875.8
#2	1451.6	30522.	5877.8

Sample Name: 280-83160-A-8-A Acquired: 5/23/2016 19:26:29 Type: Unk
Method: 6500_026(v10) Mode: CONC Corr. Factor: 1.000000
User: kellyca Custom ID1: Custom ID2: Custom ID3:
Comment: 325196 6010B Q4

Elem	Ag3280	Al1670	As1890	B_2089	Ba4554	Be3130	Bi2230	Ca3179	Cd2288
Line	328.068 {103}	167.079 {502}	189.042 {478}	208.959 {461}	455.403 { 74}	313.042 {108}	223.061 {451}	317.933 {106}	228.802 {447}
Units	ppm	ppm	ppm	ppm	ppm	ppm	ppm	ppm	ppm
Avg	**.00043**	**.00240**	**.00281**	**.00892**	**.03866**	**-.00001**	**-.00054**	**12.190**	**-.00005**
Stddev	.00050	.00003	.00001	.00078	.00023	.00007	.00190	.000	.00007
%RSD	115.54	1.2364	.21627	8.7143	.60618	879.11	354.26	.00315	140.27
#1	.00008	.00242	.00281	.00947	.03883	-.00006	.00081	12.190	-.00000
#2	.00079	.00238	.00280	.00837	.03850	.00004	-.00188	12.190	-.00009
Check ?	Chk Pass	Chk Pass	Chk Pass	Chk Pass	Chk Pass	Chk Pass	Chk Pass	Chk Pass	Chk Pass
High Limit									
Low Limit									

Elem	Co2286	Cr2055	Cu3247	Fe2599	K_7664	Li6707	Mg2790	Mn2576	Mo2020
Line	228.616 {447}	205.560 {464}	324.754 {104}	259.940 {130}	766.490 { 44}	670.784 { 50}	279.079 {121}2	257.610 {131}	202.030 {467}
Units	ppm	ppm	ppm	ppm	ppm	ppm	ppm	ppm	ppm
Avg	**.00260**	**.00023**	**.00027**	**.58553**	**1.0167**	**-.00046**	**4.4453**	**.01662**	**.00141**
Stddev	.00059	.00005	.00003	.00369	.0138	.00138	.0013	.00014	.00008
%RSD	22.632	21.256	10.281	.63070	1.3594	296.16	.02929	.82388	5.7191
#1	.00218	.00020	.00029	.58292	1.0069	.00051	4.4443	.01672	.00136
#2	.00302	.00026	.00025	.58814	1.0265	-.00144	4.4462	.01652	.00147
Check ?	Chk Pass	Chk Pass	Chk Pass	Chk Pass	Chk Pass	Chk Pass	Chk Pass	Chk Pass	Chk Pass
High Limit									
Low Limit									

Elem	Na8183	Ni2316	P_1782	Pb2203	S_1820	Sb2068	Se1960	Si2881	Sn1899
Line	818.326 { 41}	231.604 {446}	178.284 {489}	220.353 {453}	182.034 {485}	206.833 {463}	196.090 {472}	288.158 {117}	189.989 {477}
Units	ppm	ppm	ppm	ppm	ppm	ppm	ppm	ppm	ppm
Avg	**281.10**	**.00139**	**.04570**	**.00027**	**.13362**	**.00134**	**.01329**	**5.5059**	**.00090**
Stddev	.17	.00089	.00054	.00001	.00159	.00032	.00911	.0285	.00189
%RSD	.06103	63.982	1.1861	4.0736	1.1889	23.572	68.581	.51690	210.89
#1	280.97	.00076	.04608	.00026	.13474	.00156	.01973	5.4858	.00224
#2	281.22	.00202	.04532	.00027	.13249	.00111	.00684	5.5261	-.00044
Check ?	Chk Pass	Chk Pass	Chk Pass	Chk Pass	Chk Pass	Chk Pass	Chk Pass	Chk Pass	Chk Pass
High Limit									
Low Limit									

Elem	Sr4077	Th2837	Ti3349	Tl1908	U_3701	V_2924	Zn2062	Zr3391
Line	407.771 { 83}	283.730 {119}	334.904 {101}	190.856 {477}	370.152 { 91}	292.402 {115}	206.200 {163}	339.198 { 99}
Units	ppm	ppm	ppm	ppm	ppm	ppm	ppm	ppm
Avg	**.10052**	**.00180**	**.00033**	**.00216**	**-.00082**	**.00013**	**.00274**	**.00156**
Stddev	.00042	.00175	.00039	.00196	.00440	.00043	.00129	.00051
%RSD	.42028	97.615	117.80	90.710	538.11	338.65	47.165	32.553
#1	.10022	.00304	.00061	.00354	-.00393	.00043	.00365	.00192
#2	.10082	.00056	.00006	.00077	.00229	-.00018	.00182	.00120
Check ?	Chk Pass	Chk Pass	Chk Pass	Chk Pass	Chk Pass	Chk Pass	Chk Pass	Chk Pass
High Limit								
Low Limit								

Int. Std.	Y_2243	Y_3600	Y_3774
Line	224.306 {450}	360.073 { 94}	377.433 { 89}
Units	Cts/S	Cts/S	Cts/S
Avg	**1441.8**	**29802.**	**5732.3**
Stddev	1.4	33.	11.0
%RSD	.09428	.11002	.19126
#1	1442.8	29779.	5724.5
#2	1440.9	29825.	5740.0

Sample Name: ccvh-3900196 Acquired: 5/23/2016 19:29:21 Type: QC
Method: 6500_026(v10) Mode: CONC Corr. Factor: 1.000000
User: kellyca Custom ID1: Custom ID2: Custom ID3:
Comment:

Elem	Ag3280	Al3092	As1890	B_2089	Ba4554	Be3130	Bi2230	Ca3179	Cd2288	Co2286	Cr2055	Cu3247	Fe2714
Units	ppm	ppm	ppm	ppm	ppm	ppm	ppm	ppm	ppm	ppm	ppm	ppm	ppm
Avg	**.00156**	**47.813**	**.00344**	**.00506**	**.00189**	**.00132**	**1.0552**	**-.04604**	**.00049**	**.00455**	**.00110**	**.00681**	**48.291**
Stddev	.00038	.038	.00232	.00089	.00003	.00004	.0017	.00277	.00007	.00023	.00003	.00009	.169
%RSD	24.184	.08035	67.414	17.568	1.7901	2.6560	.15736	6.0077	14.408	5.0021	2.4941	1.2902	.34938
#1	.00182	47.840	.00180	.00444	.00187	.00130	1.0564	-.04409	.00044	.00471	.00108	.00675	48.410
#2	.00129	47.786	.00508	.00569	.00192	.00135	1.0540	-.04800	.00054	.00439	.00112	.00688	48.172
Check ?	None	Chk Pass	None	None	None	None	Chk Pass	None	None	None	None	None	Chk Pass
Value													
Range													

Elem	K_7664	Li6707	Mg2790	Mn2576	Mo2020	Na8183	Ni2316	P_1782	Pb2203	S_1820	Sb2068	Se1960	Si2881
Units	ppm	ppm	ppm	ppm	ppm	ppm	ppm	ppm	ppm	ppm	ppm	ppm	ppm
Avg	**.21428**	**.00276**	**.20964**	**.00075**	**-.00105**	**254.19**	**.00091**	**.00905**	**.00009**	**5.0486**	**.00363**	**.01322**	**.02234**
Stddev	.00880	.00084	.00645	.00001	.00075	.24	.00088	.00424	.00124	.0038	.00096	.00012	.01183
%RSD	4.1089	30.606	3.0763	1.3095	71.203	.09258	96.857	46.860	1427.8	.07594	26.485	.87358	52.958
#1	.22051	.00336	.20508	.00076	-.00158	254.02	.00029	.00605	-.00079	5.0513	.00295	.01331	.03070
#2	.20806	.00216	.21420	.00075	-.00052	254.36	.00154	.01205	.00096	5.0458	.00431	.01314	.01397
Check ?	None	None	None	None	None	Chk Pass	None	None	None	Chk Pass	None	None	None
Value													
Range													

Elem	Sn1899	Sr4077	Th2837	Ti3349	Tl1908	U_3701	V_2924	Zn2062	Zr3391
Units	ppm	ppm	ppm	ppm	ppm	ppm	ppm	ppm	ppm
Avg	**.00471**	**.00180**	**4.9873**	**.02602**	**.00086**	**10.288**	**-.01540**	**.00084**	**-.01108**
Stddev	.00019	.00005	.0049	.00022	.00084	.007	.00030	.00031	.00158
%RSD	3.9985	2.5835	.09749	.83371	97.627	.06429	1.9418	37.272	14.263
#1	.00485	.00183	4.9907	.02617	.00026	10.293	-.01519	.00062	-.01220
#2	.00458	.00177	4.9839	.02587	.00145	10.283	-.01562	.00106	-.00996
Check ?	None	None	Chk Pass	None	None	Chk Pass	None	None	None
Value									
Range									

Int. Std.	Y_2243	Y_3600	Y_3774
Units	Cts/S	Cts/S	Cts/S
Avg	**1460.2**	**30468.**	**5742.7**
Stddev	1.1	30.	37.4
%RSD	.07698	.09756	.65073
#1	1461.0	30447.	5716.3
#2	1459.4	30489.	5769.2

Sample Name: ccv-3900195 Acquired: 5/23/2016 19:32:13 Type: QC
Method: 6500_026(v10) Mode: CONC Corr. Factor: 1.000000
User: kellyca Custom ID1: Custom ID2: Custom ID3:
Comment:

Elem	Ag3280	Al1670	As1890	B_2089	Ba4554	Be3130	Bi2230	Ca3179	Cd2288	Co2286	Cr2055	Cu3247
Units	ppm	ppm	ppm	ppm	ppm	ppm	ppm	ppm	ppm	ppm	ppm	ppm
Avg	**.48382**	F **.56814**	**1.0077**	**.54158**	**.48684**	**.49489**	**.00361**	**4.8676**	**.51641**	**.51138**	**.50058**	**.49279**
Stddev	.00103	.00244	.0023	.00036	.00103	.00103	.00053	.0157	.00075	.00102	.00068	.00334
%RSD	.21205	.42859	.23258	.06695	.21211	.20833	14.574	.32195	.14596	.19871	.13637	.67760
#1	.48455	.56986	1.0061	.54132	.48611	.49416	.00398	4.8565	.51588	.51210	.50106	.49515
#2	.48310	.56642	1.0094	.54184	.48757	.49562	.00323	4.8787	.51694	.51066	.50009	.49043
Check ?	Chk Pass	Chk Fail	Chk Pass	Chk Pass	Chk Pass	Chk Pass	None	Chk Pass	Chk Pass	Chk Pass	Chk Pass	Chk Pass
Value		.50000										
Range		10.000%										

Elem	Fe2599	K_7664	Li6707	Mg2790	Mn2576	Mo2020	Na5895	Ni2316	P_1782	Pb2203	S_1820	Sb2068
Units	ppm	ppm	ppm	ppm	ppm	ppm	ppm	ppm	ppm	ppm	ppm	ppm
Avg	**2.6854**	**50.065**	**1.0366**	**19.485**	**.48767**	**.50468**	**5.3970**	**.50140**	**1.0083**	**1.0461**	**.01405**	**.99373**
Stddev	.0155	.051	.0010	.044	.00113	.00115	.0008	.00131	.0082	.0036	.00047	.00241
%RSD	.57856	.10153	.09946	.22553	.23223	.22735	.01506	.26157	.81020	.34223	3.3662	.24285
#1	2.6744	50.029	1.0359	19.516	.48687	.50549	5.3964	.50233	1.0025	1.0436	.01372	.99544
#2	2.6964	50.101	1.0373	19.454	.48847	.50387	5.3976	.50047	1.0141	1.0486	.01438	.99203
Check ?	Chk Pass	Chk Pass	Chk Pass	Chk Pass	Chk Pass	Chk Pass	Chk Pass	Chk Pass	Chk Pass	Chk Pass	None	Chk Pass
Value												
Range												

Elem	Se1960	Si2881	Sn1899	Sr4077	Th2837	Ti3349	Tl1908	U_3701	V_2924	Zn2062	Zr3391
Units	ppm	ppm	ppm	ppm	ppm	ppm	ppm	ppm	ppm	ppm	ppm
Avg	**1.0248**	**4.8849**	**.98746**	**.47153**	**.01121**	**.46513**	**1.0320**	**.01991**	**.46660**	**.49184**	**.48320**
Stddev	.0046	.0257	.00150	.00022	.00142	.00017	.0012	.01004	.00024	.00103	.00001
%RSD	.45111	.52636	.15153	.04603	12.675	.03551	.11143	50.446	.05133	.20943	.00199
#1	1.0215	4.8668	.98852	.47138	.01021	.46502	1.0312	.02701	.46677	.49111	.48321
#2	1.0280	4.9031	.98640	.47168	.01222	.46525	1.0329	.01281	.46644	.49257	.48319
Check ?	Chk Pass	Chk Pass	Chk Pass	Chk Pass	None	Chk Pass	Chk Pass	None	Chk Pass	Chk Pass	Chk Pass
Value											
Range											

Int. Std.	Y_2243	Y_3600	Y_3774
Units	Cts/S	Cts/S	Cts/S
Avg	**1531.4**	**31983.**	**5933.9**
Stddev	3.8	47.	18.1
%RSD	.24957	.14631	.30488
#1	1534.1	31950.	5946.7
#2	1528.7	32016.	5921.1

Sample Name: ccb Acquired: 5/23/2016 19:34:52 Type: QC
Method: 6500_026(v10) Mode: CONC Corr. Factor: 1.000000
User: kellyca Custom ID1: Custom ID2: Custom ID3:
Comment:

Elem	Ag3280	Al1670	As1890	B_2089	Ba4554	Be3130	Bi2230	Ca3179	Cd2288	Co2286	Cr2055	Cu3247
Units	ppm	ppm	ppm	ppm	ppm	ppm	ppm	ppm	ppm	ppm	ppm	ppm
Avg	**.00055**	**-.00014**	**-.00199**	F **.00319**	**.00025**	**.00011**	**-.00026**	**-.00632**	**.00003**	**-.00032**	**.00002**	**-.00111**
Stddev	.00016	.00111	.00263	.00050	.00009	.00000	.00331	.00494	.00006	.00020	.00015	.00019
%RSD	29.364	815.91	131.87	15.512	38.041	1.5384	1272.7	78.107	223.34	62.800	854.20	16.873
#1	.00066	-.00092	-.00385	.00284	.00031	.00011	.00208	-.00283	-.00002	-.00018	.00013	-.00097
#2	.00044	.00065	-.00013	.00354	.00018	.00011	-.00260	-.00982	.00007	-.00046	-.00009	-.00124
Check ?	Chk Pass	Chk Pass	Chk Pass	Chk Fail	Chk Pass	Chk Pass	None	Chk Pass	Chk Pass	Chk Pass	Chk Pass	Chk Pass
High Limit				.00312								
Low Limit				-.00312								

Elem	Fe2599	K_7664	Li6707	Mg2790	Mn2576	Mo2020	Na5895	Ni2316	P_1782	Pb2203	S_1820	Sb2068
Units	ppm	ppm	ppm	ppm	ppm	ppm	ppm	ppm	ppm	ppm	ppm	ppm
Avg	**.00578**	**.04598**	**-.00084**	**.00225**	**.00001**	**.00030**	**.04564**	**-.00052**	**.00051**	**-.00015**	**-.00023**	F **.00730**
Stddev	.00125	.00112	.00088	.00100	.00002	.00017	.00097	.00001	.00016	.00180	.00105	.00083
%RSD	21.638	2.4267	104.27	44.564	220.26	56.824	2.1207	2.8303	30.790	1207.4	452.02	11.303
#1	.00490	.04676	-.00022	.00296	.00003	.00018	.04633	-.00050	.00040	-.00143	.00051	.00672
#2	.00666	.04519	-.00146	.00154	-.00001	.00042	.04496	-.00053	.00062	.00113	-.00098	.00789
Check ?	Chk Pass	Chk Pass	Chk Pass	Chk Pass	Chk Pass	Chk Pass	Chk Pass	Chk Pass	Chk Pass	Chk Pass	None	Chk Fail
High Limit												.00628
Low Limit												-.00628

Elem	Se1960	Si2881	Sn1899	Sr4077	Th2837	Ti3349	Tl1908	U_3701	V_2924	Zn2062	Zr3391
Units	ppm	ppm	ppm	ppm	ppm	ppm	ppm	ppm	ppm	ppm	ppm
Avg	**.00275**	**.01099**	**.00074**	**.00009**	**.00063**	**.00027**	**.00182**	**.00763**	**.00031**	**.00043**	**.00112**
Stddev	.00277	.01586	.00028	.00001	.00058	.00022	.00216	.00792	.00010	.00053	.00184
%RSD	100.93	144.37	38.540	6.3446	91.626	81.750	119.05	103.73	30.918	123.20	163.84
#1	.00079	-.00023	.00094	.00008	.00022	.00042	.00334	.01323	.00037	.00081	-.00018
#2	.00471	.02220	.00054	.00009	.00104	.00011	.00029	.00203	.00024	.00006	.00242
Check ?	Chk Pass	Chk Pass	Chk Pass	Chk Pass	Chk Pass	Chk Pass	Chk Pass	Chk Pass	Chk Pass	Chk Pass	Chk Pass
High Limit											
Low Limit											

Int. Std.	Y_2243	Y_3600	Y_3774
Units	Cts/S	Cts/S	Cts/S
Avg	**1519.1**	**32622.**	**5888.4**
Stddev	2.2	25.	5.2
%RSD	.14526	.07708	.08756
#1	1517.5	32639.	5892.1
#2	1520.7	32604.	5884.8

Sample Name: ccvl-3907489 Acquired: 5/23/2016 19:37:41 Type: QC
Method: 6500_026(v10) Mode: CONC Corr. Factor: 1.000000
User: kellyca Custom ID1: Custom ID2: Custom ID3:
Comment:

Elem	Ag3280	Al1670	As1890	B_2089	Ba4554	Be3130	Bi2230	Ca3179	Cd2288	Co2286	Cr2055	Cu3247	Fe2599
Units	ppm	ppm	ppm	ppm	ppm	ppm	ppm	ppm	ppm	ppm	ppm	ppm	ppm
Avg	**.01022**	**.10578**	**.01693**	**.10512**	**.01022**	**.00105**	**.11738**	**.18868**	**.00511**	**.00990**	**.01033**	**.01411**	**.10737**
Stddev	.00006	.00001	.00626	.00020	.00018	.00000	.00053	.00230	.00030	.00050	.00007	.00008	.00104
%RSD	.59832	.00964	36.976	.19460	1.7540	.15188	.45184	1.2182	5.7861	5.0924	.68238	.57620	.96833
#1	.01026	.10579	.01250	.10526	.01009	.00105	.11776	.18705	.00532	.01026	.01028	.01405	.10664
#2	.01018	.10578	.02135	.10497	.01034	.00105	.11701	.19030	.00490	.00954	.01038	.01416	.10811
Check ?	Chk Pass	Chk Pass	Chk Pass	Chk Pass	Chk Pass	Chk Pass	Chk Pass	Chk Pass	Chk Pass	Chk Pass	Chk Pass	Chk Pass	Chk Pass
Value													
Range													

Elem	K_7664	Li6707	Mg2790	Mn2576	Mo2020	Na5895	Ni2316	P_1782	Pb2203	S_1820	Sb2068	Se1960	Si2881
Units	ppm	ppm	ppm	ppm	ppm	ppm	ppm	ppm	ppm	ppm	ppm	ppm	ppm
Avg	**3.0852**	**.00998**	**.20131**	**.00986**	**.02036**	**1.0492**	**.04108**	**2.9006**	**.00977**	**-.00037**	**.02194**	**.01865**	**.50108**
Stddev	.0546	.00053	.00018	.00009	.00001	.0078	.00008	.0047	.00026	.00466	.00118	.00231	.00556
%RSD	1.7702	5.3242	.08801	.88874	.06205	.74665	.19196	.16220	2.6286	1265.8	5.3972	12.410	1.1096
#1	3.0465	.00960	.20144	.00980	.02037	1.0548	.04113	2.9039	.00959	.00293	.02110	.02029	.49715
#2	3.1238	.01036	.20118	.00992	.02035	1.0437	.04102	2.8973	.00995	-.00367	.02278	.01701	.50501
Check ?	Chk Pass	Chk Pass	Chk Pass	Chk Pass	Chk Pass	Chk Pass	Chk Pass	Chk Pass	Chk Pass	None	Chk Pass	Chk Pass	Chk Pass
Value													
Range													

Elem	Sn1899	Sr4077	Th2837	Ti3349	Tl1908	U_3701	V_2924	Zn2062	Zr3391
Units	ppm	ppm	ppm	ppm	ppm	ppm	ppm	ppm	ppm
Avg	**.10199**	**.00957**	**.01496**	**.00947**	**.01548**	**.07370**	**.00932**	**.01716**	**.01464**
Stddev	.00141	.00006	.00051	.00003	.00164	.01627	.00012	.00042	.00180
%RSD	1.3866	.59218	3.4306	.32988	10.620	22.079	1.2923	2.4739	12.325
#1	.10299	.00953	.01532	.00949	.01664	.08520	.00923	.01686	.01592
#2	.10099	.00961	.01459	.00945	.01432	.06219	.00940	.01746	.01337
Check ?	Chk Pass	Chk Pass	Chk Pass	Chk Pass	Chk Pass	Chk Pass	Chk Pass	Chk Pass	Chk Pass
Value									
Range									

Int. Std.	Y_2243	Y_3600	Y_3774
Units	Cts/S	Cts/S	Cts/S
Avg	**1532.0**	**32624.**	**5947.5**
Stddev	.5	13.	26.6
%RSD	.03193	.03860	.44788
#1	1532.4	32615.	5966.3
#2	1531.7	32633.	5928.7

Sample Name: 280-83160-A-10-A Acquired: 5/23/2016 19:40:29 Type: Unk
Method: 6500_026(v10) Mode: CONC Corr. Factor: 1.000000
User: kellyca Custom ID1: Custom ID2: Custom ID3:
Comment: 325196 6010B Q4

Elem	Ag3280	Al1670	As1890	B_2089	Ba4554	Be3130	Bi2230	Ca3179	Cd2288
Line	328.068 {103}	167.079 {502}	189.042 {478}	208.959 {461}	455.403 { 74}	313.042 {108}	223.061 {451}	317.933 {106}	228.802 {447}
Units	ppm	ppm	ppm	ppm	ppm	ppm	ppm	ppm	ppm
Avg	**.00020**	**.01988**	**.00544**	**.01223**	**.02530**	**.00004**	**.00220**	**219.30**	**-.00010**
Stddev	.00007	.00070	.00473	.00051	.00004	.00001	.00135	.55	.00016
%RSD	34.277	3.5322	86.999	4.1946	.14840	25.678	61.479	.25069	162.96
#1	.00015	.02038	.00878	.01259	.02532	.00003	.00124	218.91	-.00022
#2	.00025	.01939	.00209	.01187	.02527	.00005	.00315	219.69	.00002
Check ?	Chk Pass	Chk Pass	Chk Pass	Chk Pass	Chk Pass	Chk Pass	Chk Pass	Chk Pass	Chk Pass
High Limit									
Low Limit									

Elem	Co2286	Cr2055	Cu3247	Fe2599	K_7664	Li6707	Mg2790	Mn2576	Mo2020
Line	228.616 {447}	205.560 {464}	324.754 {104}	259.940 {130}	766.490 { 44}	670.784 { 50}	279.079 {121}2	257.610 {131}	202.030 {467}
Units	ppm	ppm	ppm	ppm	ppm	ppm	ppm	ppm	ppm
Avg	**.00178**	**.01915**	**.00234**	**2.1252**	**2.7096**	**.00221**	**.08247**	**.02036**	**.00036**
Stddev	.00034	.00041	.00002	.0059	.0113	.00058	.00396	.00007	.00010
%RSD	19.010	2.1480	.97298	.27862	.41619	26.325	4.7994	.32928	28.181
#1	.00201	.01886	.00235	2.1210	2.7176	.00262	.08527	.02041	.00043
#2	.00154	.01944	.00232	2.1294	2.7016	.00180	.07967	.02031	.00029
Check ?	Chk Pass	Chk Pass	Chk Pass	Chk Pass	Chk Pass	Chk Pass	Chk Pass	Chk Pass	Chk Pass
High Limit									
Low Limit									

Elem	Na8183	Ni2316	P_1782	Pb2203	S_1820	Sb2068	Se1960	Si2881	Sn1899
Line	818.326 { 41}	231.604 {446}	178.284 {489}	220.353 {453}	182.034 {485}	206.833 {463}	196.090 {472}	288.158 {117}	189.989 {477}
Units	ppm	ppm	ppm	ppm	ppm	ppm	ppm	ppm	ppm
Avg	**137.54**	**.00128**	**.03251**	**.00553**	**.89945**	**-.00024**	**.00712**	**2.1459**	**-.00011**
Stddev	.59	.00003	.00111	.00287	.00139	.00010	.00525	.0187	.00073
%RSD	.43012	2.3472	3.4085	51.910	.15452	40.174	73.695	.87381	637.34
#1	137.12	.00126	.03173	.00756	.89847	-.00017	.00341	2.1592	.00040
#2	137.96	.00131	.03329	.00350	.90044	-.00030	.01083	2.1327	-.00063
Check ?	Chk Pass	Chk Pass	Chk Pass	Chk Pass	Chk Pass	Chk Pass	Chk Pass	Chk Pass	Chk Pass
High Limit									
Low Limit									

Elem	Sr4077	Th2837	Ti3349	Tl1908	U_3701	V_2924	Zn2062	Zr3391
Line	407.771 { 83}	283.730 {119}	334.904 {101}	190.856 {477}	370.152 { 91}	292.402 {115}	206.200 {163}	339.198 { 99}
Units	ppm	ppm	ppm	ppm	ppm	ppm	ppm	ppm
Avg	**.28145**	**.00139**	**.00087**	**.00416**	**.00454**	**.00232**	**.04964**	**.00040**
Stddev	.00213	.00184	.00002	.00199	.02802	.00052	.00122	.00080
%RSD	.75650	132.63	2.8136	47.825	616.70	22.570	2.4623	198.38
#1	.27994	.00269	.00088	.00276	.02436	.00269	.05051	-.00016
#2	.28296	.00009	.00085	.00557	-.01527	.00195	.04878	.00097
Check ?	Chk Pass	Chk Pass	Chk Pass	Chk Pass	Chk Pass	Chk Pass	Chk Pass	Chk Pass
High Limit								
Low Limit								

Int. Std.	Y_2243	Y_3600	Y_3774
Line	224.306 {450}	360.073 { 94}	377.433 { 89}
Units	Cts/S	Cts/S	Cts/S
Avg	**1428.5**	**30178.**	**5794.3**
Stddev	2.2	2.	19.8
%RSD	.15573	.00712	.34103
#1	1430.1	30176.	5808.2
#2	1427.0	30180.	5780.3

Sample Name: 280-83160-A-11-A Acquired: 5/23/2016 19:43:16 Type: Unk
Method: 6500_026(v10) Mode: CONC Corr. Factor: 1.000000
User: kellyca Custom ID1: Custom ID2: Custom ID3:
Comment: 325196 6010B Q4

Elem	Ag3280	Al1670	As1890	B_2089	Ba4554	Be3130	Bi2230	Ca3179	Cd2288
Line	328.068 {103}	167.079 {502}	189.042 {478}	208.959 {461}	455.403 { 74}	313.042 {108}	223.061 {451}	317.933 {106}	228.802 {447}
Units	ppm	ppm	ppm	ppm	ppm	ppm	ppm	ppm	ppm
Avg	**-.00061**	**.05230**	**.00932**	**.00782**	**1.2125**	**.00067**	**.00637**	**158.19**	**.00031**
Stddev	.00013	.00088	.00039	.00020	.0027	.00012	.00427	.51	.00004
%RSD	21.229	1.6912	4.2299	2.5274	.22501	17.649	67.056	.31977	11.780
#1	-.00070	.05292	.00959	.00796	1.2106	.00058	.00335	157.83	.00028
#2	-.00052	.05167	.00904	.00768	1.2145	.00075	.00940	158.55	.00033
Check ?	Chk Pass	Chk Pass	Chk Pass	Chk Pass	Chk Pass	Chk Pass	Chk Pass	Chk Pass	Chk Pass
High Limit									
Low Limit									

Elem	Co2286	Cr2055	Cu3247	Fe2599	K_7664	Li6707	Mg2790	Mn2576	Mo2020
Line	228.616 {447}	205.560 {464}	324.754 {104}	259.940 {130}	766.490 { 44}	670.784 { 50}	279.079 {121}2	257.610 {131}	202.030 {467}
Units	ppm	ppm	ppm	ppm	ppm	ppm	ppm	ppm	ppm
Avg	**.05027**	**.00035**	**.00112**	**36.335**	**3.7548**	**.00315**	**39.854**	**.41167**	**-.00067**
Stddev	.00031	.00021	.00005	.152	.0066	.00030	.265	.00280	.00051
%RSD	.61093	59.434	4.2307	.41776	.17537	9.4080	.66593	.67932	76.231
#1	.05048	.00020	.00109	36.228	3.7502	.00336	39.666	.40969	-.00102
#2	.05005	.00049	.00116	36.443	3.7595	.00294	40.041	.41364	-.00031
Check ?	Chk Pass	Chk Pass	Chk Pass	Chk Pass	Chk Pass	Chk Pass	Chk Pass	Chk Pass	Chk Pass
High Limit									
Low Limit									

Elem	Na8183	Ni2316	P_1782	Pb2203	S_1820	Sb2068	Se1960	Si2881	Sn1899
Line	818.326 { 41}	231.604 {446}	178.284 {489}	220.353 {453}	182.034 {485}	206.833 {463}	196.090 {472}	288.158 {117}	189.989 {477}
Units	ppm	ppm	ppm	ppm	ppm	ppm	ppm	ppm	ppm
Avg	W **744.37**	**.02817**	**.01593**	**.02743**	**1.3390**	**.00129**	**.00795**	**3.4004**	**-.00284**
Stddev	2.16	.00017	.00090	.00082	.0098	.00230	.00507	.0314	.00162
%RSD	.29020	.61058	5.6411	2.9835	.73063	178.49	63.826	.92455	56.898
#1	742.84	.02829	.01530	.02801	1.3459	-.00034	.01154	3.3782	-.00398
#2	745.90	.02805	.01657	.02685	1.3321	.00292	.00436	3.4226	-.00170
Check ?	Chk Warn	Chk Pass	Chk Pass	Chk Pass	Chk Pass	Chk Pass	Chk Pass	Chk Pass	Chk Pass
High Limit	500.00								
Low Limit	10.000								

Elem	Sr4077	Th2837	Ti3349	Tl1908	U_3701	V_2924	Zn2062	Zr3391
Line	407.771 { 83}	283.730 {119}	334.904 {101}	190.856 {477}	370.152 { 91}	292.402 {115}	206.200 {163}	339.198 { 99}
Units	ppm	ppm	ppm	ppm	ppm	ppm	ppm	ppm
Avg	**1.2808**	**.00097**	**.00055**	**.00260**	**-.02449**	**.00074**	**.00381**	**.00130**
Stddev	.0050	.00285	.00019	.00071	.02055	.00039	.00128	.00099
%RSD	.38782	292.51	34.424	27.236	83.888	52.703	33.582	76.369
#1	1.2773	-.00104	.00042	.00210	-.00996	.00101	.00290	.00060
#2	1.2843	.00299	.00069	.00309	-.03902	.00046	.00471	.00200
Check ?	Chk Pass	Chk Pass	Chk Pass	Chk Pass	Chk Pass	Chk Pass	Chk Pass	Chk Pass
High Limit								
Low Limit								

Int. Std.	Y_2243	Y_3600	Y_3774
Line	224.306 {450}	360.073 { 94}	377.433 { 89}
Units	Cts/S	Cts/S	Cts/S
Avg	**1430.6**	**29674.**	**5994.5**
Stddev	.5	252.	29.8
%RSD	.03827	.84772	.49786
#1	1431.0	29852.	6015.6
#2	1430.3	29496.	5973.4

Sample Name: 280-83160-A-19-A Acquired: 5/23/2016 19:46:31 Type: Unk
Method: 6500_026(v10) Mode: CONC Corr. Factor: 1.000000
User: kellyca Custom ID1: Custom ID2: Custom ID3:
Comment: 325196 6010B Q4

Elem	Ag3280	Al1670	As1890	B_2089	Ba4554	Be3130	Bi2230	Ca3179	Cd2288
Line	328.068 {103}	167.079 {502}	189.042 {478}	208.959 {461}	455.403 { 74}	313.042 {108}	223.061 {451}	317.933 {106}	228.802 {447}
Units	ppm	ppm	ppm	ppm	ppm	ppm	ppm	ppm	ppm
Avg	**.00002**	**.19260**	**.00212**	**.01185**	**.09057**	**-.00001**	**.00217**	**27.427**	**.00207**
Stddev	.00068	.00181	.00382	.00070	.00010	.00007	.00216	.028	.00023
%RSD	4236.3	.94076	180.08	5.9092	.10979	1003.9	99.632	.10334	11.213
#1	.00050	.19388	-.00058	.01135	.09064	-.00006	.00370	27.447	.00223
#2	-.00047	.19132	.00482	.01234	.09050	.00004	.00064	27.407	.00190
Check ?	Chk Pass	Chk Pass	Chk Pass	Chk Pass	Chk Pass	Chk Pass	Chk Pass	Chk Pass	Chk Pass
High Limit									
Low Limit									

Elem	Co2286	Cr2055	Cu3247	Fe2599	K_7664	Li6707	Mg2790	Mn2576	Mo2020
Line	228.616 {447}	205.560 {464}	324.754 {104}	259.940 {130}	766.490 { 44}	670.784 { 50}	279.079 {121}2	257.610 {131}	202.030 {467}
Units	ppm	ppm	ppm	ppm	ppm	ppm	ppm	ppm	ppm
Avg	**.00387**	**.00059**	**.00587**	**2.7861**	**3.5002**	**.00033**	**7.0973**	**.04150**	**-.00054**
Stddev	.00032	.00021	.00005	.0114	.0068	.00054	.0119	.00006	.00018
%RSD	8.1712	35.449	.81261	.40922	.19449	161.21	.16755	.14119	32.379
#1	.00365	.00073	.00583	2.7942	3.5050	.00072	7.0889	.04146	-.00067
#2	.00409	.00044	.00590	2.7780	3.4954	-.00005	7.1057	.04154	-.00042
Check ?	Chk Pass	Chk Pass	Chk Pass	Chk Pass	Chk Pass	Chk Pass	Chk Pass	Chk Pass	Chk Pass
High Limit									
Low Limit									

Elem	Na8183	Ni2316	P_1782	Pb2203	S_1820	Sb2068	Se1960	Si2881	Sn1899
Line	818.326 { 41}	231.604 {446}	178.284 {489}	220.353 {453}	182.034 {485}	206.833 {463}	196.090 {472}	288.158 {117}	189.989 {477}
Units	ppm	ppm	ppm	ppm	ppm	ppm	ppm	ppm	ppm
Avg	**82.905**	**.01022**	**.05916**	**.00255**	**5.8542**	**.00035**	**.00477**	**5.6541**	**-.00083**
Stddev	.350	.00044	.00115	.00200	.0316	.00098	.00588	.0348	.00208
%RSD	.42175	4.2991	1.9445	78.704	.53959	279.12	123.23	.61527	250.90
#1	82.658	.01053	.05997	.00396	5.8765	-.00034	.00893	5.6787	-.00230
#2	83.152	.00991	.05835	.00113	5.8318	.00105	.00061	5.6295	.00064
Check ?	Chk Pass	Chk Pass	Chk Pass	Chk Pass	Chk Pass	Chk Pass	Chk Pass	Chk Pass	Chk Pass
High Limit									
Low Limit									

Elem	Sr4077	Th2837	Ti3349	Tl1908	U_3701	V_2924	Zn2062	Zr3391
Line	407.771 { 83}	283.730 {119}	334.904 {101}	190.856 {477}	370.152 { 91}	292.402 {115}	206.200 {163}	339.198 { 99}
Units	ppm	ppm	ppm	ppm	ppm	ppm	ppm	ppm
Avg	**.09970**	**.00172**	**.00400**	**.00073**	**.00742**	**.00117**	**.02577**	**.00159**
Stddev	.00003	.00149	.00023	.00039	.02152	.00016	.00071	.00096
%RSD	.02784	86.946	5.7388	52.514	290.17	13.561	2.7655	60.388
#1	.09968	.00066	.00416	.00046	.02263	.00128	.02627	.00227
#2	.09972	.00278	.00383	.00101	-.00780	.00106	.02526	.00091
Check ?	Chk Pass	Chk Pass	Chk Pass	Chk Pass	Chk Pass	Chk Pass	Chk Pass	Chk Pass
High Limit								
Low Limit								

Int. Std.	Y_2243	Y_3600	Y_3774
Line	224.306 {450}	360.073 { 94}	377.433 { 89}
Units	Cts/S	Cts/S	Cts/S
Avg	**1485.6**	**31265.**	**5872.3**
Stddev	.0	82.	4.9
%RSD	.00298	.26156	.08304
#1	1485.6	31207.	5875.7
#2	1485.6	31322.	5868.8

Sample Name: 280-83187-A-4-A Acquired: 5/23/2016 19:49:17 Type: Unk
Method: 6500_026(v10) Mode: CONC Corr. Factor: 1.000000
User: kellyca Custom ID1: Custom ID2: Custom ID3:
Comment: 325196 6010B Q4

Elem	Ag3280	Al1670	As1890	B_2089	Ba4554	Be3130	Bi2230	Ca3179	Cd2288
Line	328.068 {103}	167.079 {502}	189.042 {478}	208.959 {461}	455.403 { 74}	313.042 {108}	223.061 {451}	317.933 {106}	228.802 {447}
Units	ppm	ppm	ppm	ppm	ppm	ppm	ppm	ppm	ppm
Avg	**.00019**	**.02805**	**.00173**	**.02102**	**.07307**	**.00001**	**.01337**	**22.887**	**.00064**
Stddev	.00040	.00056	.00371	.00006	.00004	.00003	.00198	.045	.00032
%RSD	212.22	1.9861	214.53	.29182	.06060	415.80	14.825	.19673	50.622
#1	-.00009	.02765	.00435	.02098	.07310	.00003	.01197	22.855	.00041
#2	.00047	.02844	-.00089	.02106	.07304	-.00001	.01478	22.919	.00086
Check ?	Chk Pass	Chk Pass	Chk Pass	Chk Pass	Chk Pass	Chk Pass	Chk Pass	Chk Pass	Chk Pass
High Limit									
Low Limit									

Elem	Co2286	Cr2055	Cu3247	Fe2714	K_7664	Li6707	Mg2790	Mn2576	Mo2020
Line	228.616 {447}	205.560 {464}	324.754 {104}	271.441 {124}	766.490 { 44}	670.784 { 50}	279.079 {121}2	257.610 {131}	202.030 {467}
Units	ppm	ppm	ppm	ppm	ppm	ppm	ppm	ppm	ppm
Avg	**.01126**	**-.00120**	**.00187**	**180.50**	**7.1557**	**.00521**	**12.493**	**.98857**	**-.00098**
Stddev	.00063	.00062	.00031	.18	.0033	.00034	.022	.00102	.00007
%RSD	5.6117	51.422	16.601	.09972	.04593	6.5152	.17830	.10350	7.3802
#1	.01170	-.00163	.00165	180.38	7.1580	.00545	12.509	.98929	-.00103
#2	.01081	-.00076	.00208	180.63	7.1534	.00497	12.478	.98785	-.00093
Check ?	Chk Pass	Chk Pass	Chk Pass	Chk Pass	Chk Pass	Chk Pass	Chk Pass	Chk Pass	Chk Pass
High Limit									
Low Limit									

Elem	Na8183	Ni2316	P_1782	Pb2203	S_1820	Sb2068	Se1960	Si2881	Sn1899
Line	818.326 { 41}	231.604 {446}	178.284 {489}	220.353 {453}	182.034 {485}	206.833 {463}	196.090 {472}	288.158 {117}	189.989 {477}
Units	ppm	ppm	ppm	ppm	ppm	ppm	ppm	ppm	ppm
Avg	**183.20**	**.01356**	**.04462**	**-.00155**	**.41262**	**.00148**	**.00316**	**2.7302**	**.00210**
Stddev	.20	.00088	.00306	.00187	.00031	.00106	.00067	.0092	.00144
%RSD	.10929	6.4719	6.8477	120.81	.07477	71.293	21.301	.33735	68.341
#1	183.06	.01294	.04246	-.00023	.41240	.00073	.00363	2.7367	.00109
#2	183.34	.01418	.04678	-.00287	.41283	.00223	.00268	2.7237	.00312
Check ?	Chk Pass	Chk Pass	Chk Pass	Chk Pass	Chk Pass	Chk Pass	Chk Pass	Chk Pass	Chk Pass
High Limit									
Low Limit									

Elem	Sr4077	Th2837	Ti3349	Tl1908	U_3701	V_2924	Zn2062	Zr3391
Line	407.771 { 83}	283.730 {119}	334.904 {101}	190.856 {477}	370.152 { 91}	292.402 {115}	206.200 {163}	339.198 { 99}
Units	ppm	ppm	ppm	ppm	ppm	ppm	ppm	ppm
Avg	**.10698**	**-.00306**	**-.00015**	**.00366**	**.03771**	**.00315**	**.16745**	**.00149**
Stddev	.00012	.00125	.00014	.00133	.00178	.00019	.00086	.00038
%RSD	.11290	40.952	91.919	36.240	4.7214	5.9436	.51061	25.651
#1	.10707	-.00217	-.00025	.00460	.03897	.00328	.16806	.00176
#2	.10690	-.00395	-.00005	.00272	.03645	.00301	.16685	.00122
Check ?	Chk Pass	Chk Pass	Chk Pass	Chk Pass	Chk Pass	Chk Pass	Chk Pass	Chk Pass
High Limit								
Low Limit								

Int. Std.	Y_2243	Y_3600	Y_3774
Line	224.306 {450}	360.073 { 94}	377.433 { 89}
Units	Cts/S	Cts/S	Cts/S
Avg	**1411.5**	**29911.**	**5847.5**
Stddev	2.4	94.	40.1
%RSD	.16869	.31379	.68648
#1	1413.1	29844.	5875.9
#2	1409.8	29977.	5819.1

Sample Name: MB 280-326174/1-A Acquired: 5/23/2016 19:52:03 Type: Unk
Method: 6500_026(v10) Mode: CONC Corr. Factor: 1.000000
User: kellyca Custom ID1: 5/21 Custom ID2: Custom ID3:
Comment: 326174 200.7 Fe

Elem	Ag3280	Al1670	As1890	B_2089	Ba4554	Be3130	Bi2230	Ca3179	Cd2288
Line	328.068 {103}	167.079 {502}	189.042 {478}	208.959 {461}	455.403 { 74}	313.042 {108}	223.061 {451}	317.933 {106}	228.802 {447}
Units	ppm	ppm	ppm	ppm	ppm	ppm	ppm	ppm	ppm
Avg	**.00025**	**.00046**	**-.00249**	**.00179**	**.00023**	**.00001**	W **.00502**	**.01840**	**.00014**
Stddev	.00007	.00031	.00547	.00035	.00007	.00004	.00093	.00101	.00011
%RSD	28.388	66.915	219.47	19.567	30.743	456.87	18.595	5.4923	79.528
#1	.00020	.00068	-.00636	.00204	.00028	.00004	.00568	.01768	.00006
#2	.00030	.00024	.00138	.00154	.00018	-.00002	.00436	.01911	.00022
Check ?	Chk Pass	Chk Pass	Chk Pass	Chk Pass	Chk Pass	Chk Pass	Chk Warn	Chk Pass	Chk Pass
High Limit							.00500		
Low Limit							-.00500		

Elem	Co2286	Cr2055	Cu3247	Fe2599	K_7664	Li6707	Mg2790	Mn2576	Mo2020
Line	228.616 {447}	205.560 {464}	324.754 {104}	259.940 {130}	766.490 { 44}	670.784 { 50}	279.079 {121}2	257.610 {131}	202.030 {467}
Units	ppm	ppm	ppm	ppm	ppm	ppm	ppm	ppm	ppm
Avg	**.00002**	**.00008**	**-.00125**	**.02762**	**.01039**	**-.00178**	**.00997**	**.00043**	**-.00010**
Stddev	.00010	.00009	.00009	.00393	.01018	.00133	.01382	.00043	.00007
%RSD	597.96	120.15	7.4785	14.214	97.964	74.463	138.58	98.661	70.844
#1	.00009	.00014	-.00131	.03040	.01758	-.00084	.00020	.00013	-.00015
#2	-.00005	.00001	-.00118	.02485	.00319	-.00272	.01975	.00074	-.00005
Check ?	Chk Pass	Chk Pass	Chk Pass	Chk Pass	Chk Pass	Chk Pass	Chk Pass	Chk Pass	Chk Pass
High Limit									
Low Limit									

Elem	Na5895	Ni2316	P_1782	Pb2203	S_1820	Sb2068	Se1960	Si2881	Sn1899
Line	589.592 { 57}	231.604 {446}	178.284 {489}	220.353 {453}	182.034 {485}	206.833 {463}	196.090 {472}	288.158 {117}	189.989 {477}
Units	ppm	ppm	ppm	ppm	ppm	ppm	ppm	ppm	ppm
Avg	**.07065**	**-.00001**	W **.00613**	**.00126**	**.00249**	**.00164**	W **.00678**	**.01241**	**.00006**
Stddev	.00524	.00004	.00389	.00103	.00366	.00188	.00110	.00125	.00016
%RSD	7.4238	523.77	63.427	81.931	146.83	114.64	16.144	10.038	255.79
#1	.07436	-.00004	.00338	.00053	.00509	.00031	.00756	.01329	.00017
#2	.06694	.00002	.00888	.00199	-.00010	.00297	.00601	.01153	-.00005
Check ?	Chk Pass	Chk Pass	Chk Warn	Chk Pass	Chk Pass	Chk Pass	Chk Warn	Chk Pass	Chk Pass
High Limit			.00500				.00500		
Low Limit			-.00500				-.00500		

Elem	Sr4077	Th2837	Ti3349	Tl1908	U_3701	V_2924	Zn2062	Zr3391
Line	407.771 { 83}	283.730 {119}	334.904 {101}	190.856 {477}	370.152 { 91}	292.402 {115}	206.200 {163}	339.198 { 99}
Units	ppm	ppm	ppm	ppm	ppm	ppm	ppm	ppm
Avg	**.00007**	**.00186**	**.00040**	**.00262**	**.01207**	**-.00058**	**.00062**	**.00017**
Stddev	.00004	.00150	.00009	.00046	.01624	.00033	.00100	.00007
%RSD	55.139	80.590	23.364	17.569	134.56	57.107	162.17	41.812
#1	.00010	.00292	.00033	.00229	.00059	-.00081	-.00009	.00023
#2	.00004	.00080	.00046	.00294	.02355	-.00035	.00133	.00012
Check ?	Chk Pass	Chk Pass	Chk Pass	Chk Pass	Chk Pass	Chk Pass	Chk Pass	Chk Pass
High Limit								
Low Limit								

Int. Std.	Y_2243	Y_3600	Y_3774
Line	224.306 {450}	360.073 { 94}	377.433 { 89}
Units	Cts/S	Cts/S	Cts/S
Avg	**1539.1**	**32842.**	**5903.1**
Stddev	2.8	116.	3.7
%RSD	.18333	.35466	.06235
#1	1541.0	32924.	5905.7
#2	1537.1	32759.	5900.5

Sample Name: LCS 280-326174/2-A Acquired: 5/23/2016 19:54:53 Type: Unk
Method: 6500_026(v10) Mode: CONC Corr. Factor: 1.000000
User: kellyca Custom ID1: Custom ID2: Custom ID3:
Comment: 326174 200.7 Fe

Elem	Ag3280	Al1670	As1890	B_2089	Ba4554	Be3130	Bi2230	Ca3179	Cd2288
Line	328.068 {103}	167.079 {502}	189.042 {478}	208.959 {461}	455.403 { 74}	313.042 {108}	223.061 {451}	317.933 {106}	228.802 {447}
Units	ppm	ppm	ppm	ppm	ppm	ppm	ppm	ppm	ppm
Avg	**.04993**	**1.9727**	**1.0569**	**1.0984**	**2.0108**	**.05087**	F **2.2665**	**49.618**	**.10577**
Stddev	.00002	.0018	.0045	.0063	.0095	.00009	.0038	.126	.00007
%RSD	.03208	.09207	.42249	.56938	.47514	.17012	.16574	.25474	.06759
#1	.04994	1.9714	1.0537	1.0940	2.0040	.05093	2.2638	49.528	.10582
#2	.04991	1.9740	1.0601	1.1028	2.0175	.05080	2.2691	49.707	.10572
Check ?	Chk Pass	Chk Pass	Chk Pass	Chk Pass	Chk Pass	Chk Pass	Chk Fail	Chk Pass	Chk Pass
High Limit							2.2000		
Low Limit							1.8000		

Elem	Co2286	Cr2055	Cu3247	Fe2599	K_7664	Li6707	Mg2790	Mn2576	Mo2020
Line	228.616 {447}	205.560 {464}	324.754 {104}	259.940 {130}	766.490 { 44}	670.784 { 50}	279.079 {121}2	257.610 {131}	202.030 {467}
Units	ppm	ppm	ppm	ppm	ppm	ppm	ppm	ppm	ppm
Avg	**.51384**	F **.20552**	**.25495**	**.99737**	**52.364**	**1.0763**	**49.333**	**.48966**	**1.0756**
Stddev	.00014	.00082	.00241	.00229	.160	.0060	.466	.00583	.0040
%RSD	.02792	.39700	.94369	.22965	.30575	.56213	.94482	1.1904	.36883
#1	.51394	.20494	.25665	.99575	52.251	1.0720	49.662	.49378	1.0728
#2	.51373	.20610	.25325	.99899	52.477	1.0806	49.003	.48553	1.0784
Check ?	Chk Pass	Chk Fail	Chk Pass	Chk Pass	Chk Pass	Chk Pass	Chk Pass	Chk Pass	Chk Pass
High Limit		.05750							
Low Limit		.04300							

Elem	Na8183	Ni2316	P_1782	Pb2203	S_1820	Sb2068	Se1960	Si2881	Sn1899
Line	818.326 { 41}	231.604 {446}	178.284 {489}	220.353 {453}	182.034 {485}	206.833 {463}	196.090 {472}	288.158 {117}	189.989 {477}
Units	ppm	ppm	ppm	ppm	ppm	ppm	ppm	ppm	ppm
Avg	**53.068**	**.50341**	**10.566**	**.52483**	**2.1428**	**.52983**	**2.1013**	**9.9017**	**1.9973**
Stddev	.214	.00011	.010	.00023	.0050	.00070	.0132	.0582	.0011
%RSD	.40342	.02273	.09751	.04449	.23572	.13118	.62908	.58799	.05401
#1	52.917	.50333	10.559	.52466	2.1393	.53032	2.0919	9.8605	1.9980
#2	53.220	.50349	10.573	.52499	2.1464	.52934	2.1106	9.9429	1.9965
Check ?	Chk Pass	Chk Pass	Chk Pass	Chk Pass	Chk Pass	Chk Pass	Chk Pass	Chk Pass	Chk Pass
High Limit									
Low Limit									

Elem	Sr4077	Th2837	Ti3349	Tl1908	U_3701	V_2924	Zn2062	Zr3391
Line	407.771 { 83}	283.730 {119}	334.904 {101}	190.856 {477}	370.152 { 91}	292.402 {115}	206.200 {163}	339.198 { 99}
Units	ppm	ppm	ppm	ppm	ppm	ppm	ppm	ppm
Avg	**.96285**	**1.0242**	**.96485**	**2.0225**	**2.1410**	**.47672**	**.48536**	**.49289**
Stddev	.00389	.0097	.01046	.0049	.0095	.00488	.00452	.00494
%RSD	.40382	.94370	1.0840	.24116	.44251	1.0242	.93065	1.0026
#1	.96010	1.0311	.97225	2.0190	2.1343	.48017	.48856	.48940
#2	.96560	1.0174	.95746	2.0259	2.1477	.47327	.48217	.49639
Check ?	Chk Pass	Chk Pass	Chk Pass	Chk Pass	Chk Pass	Chk Pass	Chk Pass	Chk Pass
High Limit								
Low Limit								

Int. Std.	Y_2243	Y_3600	Y_3774
Line	224.306 {450}	360.073 { 94}	377.433 { 89}
Units	Cts/S	Cts/S	Cts/S
Avg	**1455.3**	**30496.**	**5749.3**
Stddev	3.0	156.	1.6
%RSD	.20303	.51259	.02861
#1	1457.4	30386.	5750.4
#2	1453.2	30607.	5748.1

Sample Name: 280-83251-B-1-A Acquired: 5/23/2016 19:57:29 Type: Unk
Method: 6500_026(v10) Mode: CONC Corr. Factor: 1.000000
User: kellyca Custom ID1: Custom ID2: Custom ID3:
Comment: 326174 200.7 Fe

Elem	Ag3280	Al1670	As1890	B_2089	Ba4554	Be3130	Bi2230	Ca3179	Cd2288
Line	328.068 {103}	167.079 {502}	189.042 {478}	208.959 {461}	455.403 { 74}	313.042 {108}	223.061 {451}	317.933 {106}	228.802 {447}
Units	ppm	ppm	ppm	ppm	ppm	ppm	ppm	ppm	ppm
Avg	**.00039**	**1.7896**	**-.00064**	**.16750**	**.04510**	**.00007**	**.00063**	**42.622**	**.00031**
Stddev	.00012	.0045	.00246	.00140	.00042	.00006	.00321	.027	.00015
%RSD	30.306	.25266	385.76	.83864	.92820	75.868	509.50	.06405	46.748
#1	.00047	1.7928	.00110	.16650	.04480	.00003	.00290	42.641	.00041
#2	.00031	1.7864	-.00238	.16849	.04540	.00011	-.00164	42.603	.00021
Check ?	Chk Pass	Chk Pass	Chk Pass	Chk Pass	Chk Pass	Chk Pass	Chk Pass	Chk Pass	Chk Pass
High Limit									
Low Limit									

Elem	Co2286	Cr2055	Cu3247	Fe2599	K_7664	Li6707	Mg2790	Mn2576	Mo2020
Line	228.616 {447}	205.560 {464}	324.754 {104}	259.940 {130}	766.490 { 44}	670.784 { 50}	279.079 {121}2	257.610 {131}	202.030 {467}
Units	ppm	ppm	ppm	ppm	ppm	ppm	ppm	ppm	ppm
Avg	**.00094**	**.00204**	**.00322**	**1.1338**	**6.7015**	**.02422**	**7.4596**	**.10200**	**.00541**
Stddev	.00005	.00024	.00023	.0064	.0349	.00071	.0125	.00015	.00002
%RSD	4.7979	11.698	6.9986	.56566	.52083	2.9367	.16801	.14599	.32101
#1	.00097	.00221	.00306	1.1383	6.6768	.02472	7.4684	.10211	.00539
#2	.00091	.00187	.00338	1.1293	6.7262	.02371	7.4507	.10190	.00542
Check ?	Chk Pass	Chk Pass	Chk Pass	Chk Pass	Chk Pass	Chk Pass	Chk Pass	Chk Pass	Chk Pass
High Limit									
Low Limit									

Elem	Na8183	Ni2316	P_1782	Pb2203	S_1820	Sb2068	Se1960	Si2881	Sn1899
Line	818.326 { 41}	231.604 {446}	178.284 {489}	220.353 {453}	182.034 {485}	206.833 {463}	196.090 {472}	288.158 {117}	189.989 {477}
Units	ppm	ppm	ppm	ppm	ppm	ppm	ppm	ppm	ppm
Avg	**38.678**	**.00310**	**.11688**	**.00229**	**44.486**	**.00058**	**.01406**	**7.7104**	**-.00210**
Stddev	.151	.00024	.00101	.00166	.022	.00160	.00910	.0263	.00029
%RSD	.38980	7.7153	.86628	72.460	.05024	275.62	64.704	.34078	13.651
#1	38.572	.00293	.11759	.00346	44.471	-.00055	.00763	7.6919	-.00189
#2	38.785	.00327	.11616	.00111	44.502	.00172	.02050	7.7290	-.00230
Check ?	Chk Pass	Chk Pass	Chk Pass	Chk Pass	Chk Pass	Chk Pass	Chk Pass	Chk Pass	Chk Pass
High Limit									
Low Limit									

Elem	Sr4077	Th2837	Ti3349	Tl1908	U_3701	V_2924	Zn2062	Zr3391
Line	407.771 { 83}	283.730 {119}	334.904 {101}	190.856 {477}	370.152 { 91}	292.402 {115}	206.200 {163}	339.198 { 99}
Units	ppm	ppm	ppm	ppm	ppm	ppm	ppm	ppm
Avg	**.34183**	**.00136**	**.06202**	**.00045**	**.00064**	**.00642**	**.06562**	**.00278**
Stddev	.00125	.00113	.00633	.00038	.00981	.00032	.00100	.00013
%RSD	.36602	83.072	10.202	84.234	1542.0	4.9942	1.5197	4.5235
#1	.34095	.00056	.05755	.00018	-.00630	.00619	.06632	.00269
#2	.34272	.00215	.06650	.00072	.00758	.00665	.06491	.00287
Check ?	Chk Pass	Chk Pass	Chk Pass	Chk Pass	Chk Pass	Chk Pass	Chk Pass	Chk Pass
High Limit								
Low Limit								

Int. Std.	Y_2243	Y_3600	Y_3774
Line	224.306 {450}	360.073 { 94}	377.433 { 89}
Units	Cts/S	Cts/S	Cts/S
Avg	**1481.0**	**31335.**	**5803.1**
Stddev	2.0	33.	19.9
%RSD	.13401	.10690	.34364
#1	1482.4	31311.	5789.0
#2	1479.6	31359.	5817.2

Sample Name: 280-83251-B-1-Asd@5 Acquired: 5/23/2016 20:00:14 Type: Unk
Method: 6500_026(v10) Mode: CONC Corr. Factor: 1.000000
User: kellyca Custom ID1: Custom ID2: Custom ID3:
Comment: 326174 200.7 Fe

Elem	Ag3280	Al1670	As1890	B_2089	Ba4554	Be3130	Bi2230	Ca3179	Cd2288
Line	328.068 {103}	167.079 {502}	189.042 {478}	208.959 {461}	455.403 { 74}	313.042 {108}	223.061 {451}	317.933 {106}	228.802 {447}
Units	ppm	ppm	ppm	ppm	ppm	ppm	ppm	ppm	ppm
Avg	**.00018**	**.38333**	**-.00149**	**.03486**	**.00936**	**.00006**	**.00229**	**8.6383**	**-.00017**
Stddev	.00018	.00258	.00533	.00101	.00004	.00001	.00107	.0093	.00011
%RSD	98.697	.67190	357.88	2.9021	.47437	19.997	46.769	.10763	67.500
#1	.00031	.38515	-.00526	.03558	.00933	.00005	.00153	8.6317	-.00024
#2	.00006	.38151	.00228	.03415	.00939	.00007	.00305	8.6449	-.00009
Check ?	Chk Pass	Chk Pass	Chk Pass	Chk Pass	Chk Pass	Chk Pass	Chk Pass	Chk Pass	Chk Pass
High Limit									
Low Limit									

Elem	Co2286	Cr2055	Cu3247	Fe2599	K_7664	Li6707	Mg2790	Mn2576	Mo2020
Line	228.616 {447}	205.560 {464}	324.754 {104}	259.940 {130}	766.490 { 44}	670.784 { 50}	279.079 {121}2	257.610 {131}	202.030 {467}
Units	ppm	ppm	ppm	ppm	ppm	ppm	ppm	ppm	ppm
Avg	**.00018**	**.00037**	**-.00027**	**.26195**	**1.3609**	**.00424**	**1.5279**	**.02103**	**.00111**
Stddev	.00009	.00015	.00063	.00080	.0160	.00065	.0022	.00009	.00019
%RSD	50.075	42.182	233.46	.30671	1.1782	15.243	.14611	.40828	17.445
#1	.00011	.00048	-.00071	.26138	1.3495	.00378	1.5263	.02097	.00097
#2	.00024	.00026	.00018	.26251	1.3722	.00470	1.5295	.02109	.00125
Check ?	Chk Pass	Chk Pass	Chk Pass	Chk Pass	Chk Pass	Chk Pass	Chk Pass	Chk Pass	Chk Pass
High Limit									
Low Limit									

Elem	Na5895	Ni2316	P_1782	Pb2203	S_1820	Sb2068	Se1960	Si2881	Sn1899
Line	589.592 { 57}	231.604 {446}	178.284 {489}	220.353 {453}	182.034 {485}	206.833 {463}	196.090 {472}	288.158 {117}	189.989 {477}
Units	ppm	ppm	ppm	ppm	ppm	ppm	ppm	ppm	ppm
Avg	**7.6203**	**.00019**	**.02428**	**.00243**	**8.7559**	**.00093**	**.00445**	**1.5515**	**-.00073**
Stddev	.0155	.00032	.00293	.00047	.0024	.00009	.00530	.0068	.00067
%RSD	.20339	166.03	12.048	19.184	.02747	10.105	119.13	.44098	91.395
#1	7.6094	.00042	.02221	.00276	8.7542	.00087	.00819	1.5563	-.00121
#2	7.6313	-.00003	.02635	.00210	8.7576	.00100	.00070	1.5466	-.00026
Check ?	Chk Pass	Chk Pass	Chk Pass	Chk Pass	Chk Pass	Chk Pass	Chk Pass	Chk Pass	Chk Pass
High Limit									
Low Limit									

Elem	Sr4077	Th2837	Ti3349	Tl1908	U_3701	V_2924	Zn2062	Zr3391
Line	407.771 { 83}	283.730 {119}	334.904 {101}	190.856 {477}	370.152 { 91}	292.402 {115}	206.200 {163}	339.198 { 99}
Units	ppm	ppm	ppm	ppm	ppm	ppm	ppm	ppm
Avg	**.06931**	**.00204**	**.01141**	**.00083**	**.00310**	**.00112**	**.01271**	**.00081**
Stddev	.00011	.00179	.00073	.00164	.00524	.00030	.00038	.00028
%RSD	.15781	87.862	6.4304	197.94	169.08	26.965	3.0086	34.402
#1	.06939	.00077	.01089	-.00033	-.00061	.00091	.01244	.00062
#2	.06924	.00330	.01193	.00199	.00680	.00134	.01298	.00101
Check ?	Chk Pass	Chk Pass	Chk Pass	Chk Pass	Chk Pass	Chk Pass	Chk Pass	Chk Pass
High Limit								
Low Limit								

Int. Std.	Y_2243	Y_3600	Y_3774
Line	224.306 {450}	360.073 { 94}	377.433 { 89}
Units	Cts/S	Cts/S	Cts/S
Avg	**1518.3**	**32536.**	**5877.0**
Stddev	1.4	30.	4.3
%RSD	.09501	.09243	.07343
#1	1519.3	32557.	5880.1
#2	1517.2	32515.	5874.0

Sample Name: 280-83251-B-1-B MS Acquired: 5/23/2016 20:03:02 Type: Unk
Method: 6500_026(v10) Mode: CONC Corr. Factor: 1.000000
User: kellyca Custom ID1: Custom ID2: Custom ID3:
Comment: 326174 200.7 Fe

Elem	Ag3280	Al3092	As1890	B_2089	Ba4554	Be3130	Bi2230	Ca3179	Cd2288
Line	328.068 {103}	309.271 {109}	189.042 {478}	208.959 {461}	455.403 { 74}	313.042 {108}	223.061 {451}	317.933 {106}	228.802 {447}
Units	ppm	ppm	ppm	ppm	ppm	ppm	ppm	ppm	ppm
Avg	**.05076**	**4.1764**	**1.0877**	**1.2776**	**2.0965**	**.05174**	**2.3033**	**92.938**	**.10777**
Stddev	.00001	.0515	.0035	.0024	.0287	.00044	.0083	1.036	.00094
%RSD	.01993	1.2332	.32274	.18432	1.3686	.85310	.35911	1.1144	.87195
#1	.05077	4.1400	1.0902	1.2760	2.0762	.05143	2.2974	92.206	.10711
#2	.05076	4.2128	1.0853	1.2793	2.1168	.05206	2.3091	93.670	.10844
Check ?	Chk Pass	Chk Pass	Chk Pass	Chk Pass	Chk Pass	Chk Pass	Chk Pass	Chk Pass	Chk Pass
High Limit									
Low Limit									

Elem	Co2286	Cr2055	Cu3247	Fe2599	K_7664	Li6707	Mg2790	Mn2576	Mo2020
Line	228.616 {447}	205.560 {464}	324.754 {104}	259.940 {130}	766.490 { 44}	670.784 { 50}	279.079 {121}2	257.610 {131}	202.030 {467}
Units	ppm	ppm	ppm	ppm	ppm	ppm	ppm	ppm	ppm
Avg	**.51529**	W **.20987**	**.26400**	**2.2124**	**60.537**	**1.1363**	**56.504**	**.58564**	**1.0907**
Stddev	.00116	.00034	.00109	.0323	.763	.0158	.108	.00046	.0012
%RSD	.22536	.16081	.41360	1.4616	1.2606	1.3861	.19041	.07786	.10859
#1	.51611	.20963	.26323	2.1895	59.997	1.1252	56.428	.58532	1.0899
#2	.51447	.21010	.26477	2.2352	61.077	1.1475	56.580	.58596	1.0916
Check ?	Chk Pass	Chk Warn	Chk Pass	Chk Pass	Chk Pass	Chk Pass	Chk Pass	Chk Pass	Chk Pass
High Limit		.10000							
Low Limit		-.01000							

Elem	Na8183	Ni2316	P_1782	Pb2203	S_1820	Sb2068	Se1960	Si2881	Sn1899
Line	818.326 { 41}	231.604 {446}	178.284 {489}	220.353 {453}	182.034 {485}	206.833 {463}	196.090 {472}	288.158 {117}	189.989 {477}
Units	ppm	ppm	ppm	ppm	ppm	ppm	ppm	ppm	ppm
Avg	**92.853**	**.50614**	**10.927**	**.52265**	**47.855**	**.53911**	**2.1463**	**18.574**	**2.0046**
Stddev	1.319	.00044	.025	.00300	.024	.00026	.0089	.208	.0016
%RSD	1.4200	.08684	.22775	.57458	.05066	.04757	.41522	1.1217	.08185
#1	91.921	.50645	10.944	.52478	47.873	.53893	2.1526	18.426	2.0058
#2	93.786	.50583	10.909	.52053	47.838	.53929	2.1400	18.721	2.0035
Check ?	Chk Pass	Chk Pass	Chk Pass	Chk Pass	Chk Pass	Chk Pass	Chk Pass	Chk Pass	Chk Pass
High Limit									
Low Limit									

Elem	Sr4077	Th2837	Ti3349	Tl1908	U_3701	V_2924	Zn2062	Zr3391
Line	407.771 { 83}	283.730 {119}	334.904 {101}	190.856 {477}	370.152 { 91}	292.402 {115}	206.200 {163}	339.198 { 99}
Units	ppm	ppm	ppm	ppm	ppm	ppm	ppm	ppm
Avg	**1.3217**	**1.0306**	**1.0234**	**1.9913**	**2.1810**	**.48386**	**.53844**	**.50163**
Stddev	.0184	.0022	.0010	.0040	.0037	.00126	.00146	.00797
%RSD	1.3936	.20946	.09291	.20113	.16989	.26053	.27033	1.5891
#1	1.3086	1.0290	1.0240	1.9941	2.1836	.48297	.53741	.49600
#2	1.3347	1.0321	1.0227	1.9885	2.1784	.48475	.53947	.50727
Check ?	Chk Pass	Chk Pass	Chk Pass	Chk Pass	Chk Pass	Chk Pass	Chk Pass	Chk Pass
High Limit								
Low Limit								

Int. Std.	Y_2243	Y_3600	Y_3774
Line	224.306 {450}	360.073 { 94}	377.433 { 89}
Units	Cts/S	Cts/S	Cts/S
Avg	**1436.1**	**30293.**	**5733.6**
Stddev	1.1	78.	62.4
%RSD	.07722	.25853	1.0881
#1	1436.9	30348.	5777.8
#2	1435.3	30238.	5689.5

Sample Name: 280-83251-B-1-C MSD Acquired: 5/23/2016 20:05:37 Type: Unk
Method: 6500_026(v10) Mode: CONC Corr. Factor: 1.000000
User: kellyca Custom ID1: Custom ID2: Custom ID3:
Comment: 326174 200.7 Fe

Elem	Ag3280	Al3092	As1890	B_2089	Ba4554	Be3130	Bi2230	Ca3179	Cd2288
Line	328.068 {103}	309.271 {109}	189.042 {478}	208.959 {461}	455.403 { 74}	313.042 {108}	223.061 {451}	317.933 {106}	228.802 {447}
Units	ppm	ppm	ppm	ppm	ppm	ppm	ppm	ppm	ppm
Avg	**.04928**	**4.0813**	**1.0676**	**1.2499**	**2.0412**	**.05055**	**2.2514**	**90.652**	**.10539**
Stddev	.00007	.0170	.0075	.0035	.0058	.00008	.0057	.244	.00024
%RSD	.14456	.41747	.70267	.27854	.28329	.16590	.25429	.26898	.22344
#1	.04933	4.0692	1.0623	1.2524	2.0453	.05049	2.2555	90.825	.10522
#2	.04923	4.0933	1.0729	1.2474	2.0371	.05061	2.2474	90.480	.10555
Check ?	Chk Pass	Chk Pass	Chk Pass	Chk Pass	Chk Pass	Chk Pass	Chk Pass	Chk Pass	Chk Pass
High Limit									
Low Limit									

Elem	Co2286	Cr2055	Cu3247	Fe2599	K_7664	Li6707	Mg2790	Mn2576	Mo2020
Line	228.616 {447}	205.560 {464}	324.754 {104}	259.940 {130}	766.490 { 44}	670.784 { 50}	279.079 {121}2	257.610 {131}	202.030 {467}
Units	ppm	ppm	ppm	ppm	ppm	ppm	ppm	ppm	ppm
Avg	**.50678**	W **.20617**	**.25745**	**2.0909**	**59.114**	**1.1054**	**55.416**	**.57693**	**1.0718**
Stddev	.00246	.00043	.00114	.0018	.219	.0020	.044	.00027	.0021
%RSD	.48520	.20695	.44254	.08651	.36989	.18273	.08023	.04605	.19639
#1	.50852	.20587	.25825	2.0922	59.268	1.1068	55.448	.57675	1.0703
#2	.50504	.20647	.25664	2.0896	58.959	1.1039	55.385	.57712	1.0733
Check ?	Chk Pass	Chk Warn	Chk Pass	Chk Pass	Chk Pass	Chk Pass	Chk Pass	Chk Pass	Chk Pass
High Limit		.10000							
Low Limit		-.01000							

Elem	Na8183	Ni2316	P_1782	Pb2203	S_1820	Sb2068	Se1960	Si2881	Sn1899
Line	818.326 { 41}	231.604 {446}	178.284 {489}	220.353 {453}	182.034 {485}	206.833 {463}	196.090 {472}	288.158 {117}	189.989 {477}
Units	ppm	ppm	ppm	ppm	ppm	ppm	ppm	ppm	ppm
Avg	**90.572**	**.49736**	**10.663**	**.51346**	**46.902**	**.52869**	**2.0912**	**18.080**	**1.9668**
Stddev	.132	.00013	.028	.00391	.002	.00005	.0016	.043	.0060
%RSD	.14565	.02706	.26368	.76126	.00496	.00885	.07566	.23776	.30576
#1	90.665	.49727	10.643	.51622	46.904	.52872	2.0923	18.111	1.9625
#2	90.479	.49746	10.683	.51069	46.900	.52866	2.0900	18.050	1.9711
Check ?	Chk Pass	Chk Pass	Chk Pass	Chk Pass	Chk Pass	Chk Pass	Chk Pass	Chk Pass	Chk Pass
High Limit									
Low Limit									

Elem	Sr4077	Th2837	Ti3349	Tl1908	U_3701	V_2924	Zn2062	Zr3391
Line	407.771 { 83}	283.730 {119}	334.904 {101}	190.856 {477}	370.152 { 91}	292.402 {115}	206.200 {163}	339.198 { 99}
Units	ppm	ppm	ppm	ppm	ppm	ppm	ppm	ppm
Avg	**1.2889**	**1.0087**	**1.0063**	**1.9524**	**2.1344**	**.47156**	**.53382**	**.48759**
Stddev	.0017	.0052	.0031	.0013	.0078	.00125	.00481	.00083
%RSD	.12840	.51888	.31116	.06783	.36395	.26427	.90157	.16977
#1	1.2901	1.0050	1.0041	1.9515	2.1398	.47244	.53042	.48818
#2	1.2877	1.0124	1.0085	1.9534	2.1289	.47067	.53722	.48701
Check ?	Chk Pass	Chk Pass	Chk Pass	Chk Pass	Chk Pass	Chk Pass	Chk Pass	Chk Pass
High Limit								
Low Limit								

Int. Std.	Y_2243	Y_3600	Y_3774
Line	224.306 {450}	360.073 { 94}	377.433 { 89}
Units	Cts/S	Cts/S	Cts/S
Avg	**1435.9**	**30352.**	**5784.3**
Stddev	.5	52.	10.7
%RSD	.03722	.17081	.18515
#1	1436.3	30388.	5776.8
#2	1435.6	30315.	5791.9

Sample Name: ccvh-3900196 Acquired: 5/23/2016 20:08:13 Type: QC
Method: 6500_026(v10) Mode: CONC Corr. Factor: 1.000000
User: kellyca Custom ID1: Custom ID2: Custom ID3:
Comment:

Elem	Ag3280	Al3092	As1890	B_2089	Ba4554	Be3130	Bi2230	Ca3179	Cd2288	Co2286	Cr2055	Cu3247	Fe2714
Units	ppm	ppm	ppm	ppm	ppm	ppm	ppm	ppm	ppm	ppm	ppm	ppm	ppm
Avg	**.00040**	**47.815**	**.00273**	**.00564**	**.00217**	**.00139**	**1.0643**	**-.03296**	**.00071**	**.00537**	**.00134**	**.00643**	**48.084**
Stddev	.00085	.286	.00088	.00143	.00004	.00001	.0012	.00098	.00028	.00036	.00039	.00012	.193
%RSD	212.00	.59885	32.207	25.306	1.8997	.59350	.11436	2.9783	39.031	6.6446	29.119	1.8215	.40229
#1	.00100	47.612	.00210	.00665	.00214	.00138	1.0634	-.03365	.00052	.00562	.00106	.00652	47.947
#2	-.00020	48.017	.00335	.00463	.00220	.00140	1.0651	-.03226	.00091	.00512	.00162	.00635	48.220
Check ?	None	Chk Pass	None	None	None	None	Chk Pass	None	None	None	None	None	Chk Pass
Value													
Range													

Elem	K_7664	Li6707	Mg2790	Mn2576	Mo2020	Na8183	Ni2316	P_1782	Pb2203	S_1820	Sb2068	Se1960	Si2881
Units	ppm	ppm	ppm	ppm	ppm	ppm	ppm	ppm	ppm	ppm	ppm	ppm	ppm
Avg	**.23897**	**.00316**	**.22142**	**.00069**	**-.00018**	**255.09**	**.00121**	**.00942**	**.00151**	**5.0608**	**.00641**	**.02393**	**.02488**
Stddev	.00716	.00021	.00047	.00003	.00048	1.07	.00051	.00429	.00087	.0106	.00296	.00182	.01815
%RSD	2.9961	6.5429	.21052	4.0879	264.06	.41908	41.804	45.545	57.495	.20928	46.169	7.6039	72.941
#1	.24403	.00301	.22175	.00067	-.00052	254.33	.00085	.00639	.00213	5.0533	.00851	.02264	.01205
#2	.23390	.00330	.22109	.00071	.00016	255.84	.00157	.01246	.00090	5.0683	.00432	.02521	.03772
Check ?	None	None	None	None	None	Chk Pass	None	None	None	Chk Pass	None	None	None
Value													
Range													

Elem	Sn1899	Sr4077	Th2837	Ti3349	Tl1908	U_3701	V_2924	Zn2062	Zr3391
Units	ppm	ppm	ppm	ppm	ppm	ppm	ppm	ppm	ppm
Avg	**.00512**	**.00187**	**4.9891**	**.02654**	**.00101**	**10.317**	**-.01549**	**-.00016**	**-.01251**
Stddev	.00082	.00003	.0222	.00058	.00164	.032	.00100	.00031	.00004
%RSD	16.026	1.4337	.44395	2.1803	162.75	.31098	6.4800	200.45	.35317
#1	.00570	.00189	5.0048	.02695	.00216	10.340	-.01478	.00006	-.01248
#2	.00454	.00185	4.9735	.02614	-.00015	10.295	-.01620	-.00037	-.01254
Check ?	None	None	Chk Pass	None	None	Chk Pass	None	None	None
Value									
Range									

Int. Std.	Y_2243	Y_3600	Y_3774
Units	Cts/S	Cts/S	Cts/S
Avg	**1460.4**	**30611.**	**5727.3**
Stddev	4.0	111.	9.0
%RSD	.27408	.36176	.15660
#1	1457.6	30533.	5733.6
#2	1463.3	30689.	5720.9

Sample Name: ccv-3900195 Acquired: 5/23/2016 20:11:05 Type: QC
Method: 6500_026(v10) Mode: CONC Corr. Factor: 1.000000
User: kellyca Custom ID1: Custom ID2: Custom ID3:
Comment:

Elem	Ag3280	Al1670	As1890	B_2089	Ba4554	Be3130	Bi2230	Ca3179	Cd2288	Co2286	Cr2055	Cu3247
Units	ppm	ppm	ppm	ppm	ppm	ppm	ppm	ppm	ppm	ppm	ppm	ppm
Avg	**.48497**	**.52957**	**1.0244**	F **.55494**	**.49224**	**.50004**	**-.00051**	**4.8883**	**.52777**	**.52146**	**.51206**	**.49289**
Stddev	.00117	.00175	.0005	.00144	.00109	.00137	.00309	.0029	.00059	.00040	.00051	.00071
%RSD	.24177	.33082	.04920	.26039	.22188	.27348	606.93	.05869	.11152	.07672	.09956	.14316
#1	.48414	.53081	1.0248	.55392	.49147	.49907	.00168	4.8862	.52819	.52117	.51242	.49239
#2	.48579	.52833	1.0241	.55597	.49301	.50100	-.00269	4.8903	.52736	.52174	.51170	.49339
Check ?	Chk Pass	Chk Pass	Chk Pass	Chk Fail	Chk Pass	Chk Pass	None	Chk Pass	Chk Pass	Chk Pass	Chk Pass	Chk Pass
Value				.50000								
Range				10.000%								

Elem	Fe2599	K_7664	Li6707	Mg2790	Mn2576	Mo2020	Na5895	Ni2316	P_1782	Pb2203	S_1820	Sb2068
Units	ppm	ppm	ppm	ppm	ppm	ppm	ppm	ppm	ppm	ppm	ppm	ppm
Avg	**2.4690**	**50.382**	**1.0460**	**19.461**	**.48920**	**.51731**	**5.2085**	**.50822**	**1.0216**	**1.0667**	**-.00098**	**1.0166**
Stddev	.0018	.156	.0038	.035	.00031	.00073	.0102	.00082	.0074	.0094	.00471	.0066
%RSD	.07467	.30992	.35938	.18088	.06262	.14135	.19651	.16128	.72682	.88437	482.21	.64456
#1	2.4703	50.272	1.0433	19.436	.48899	.51679	5.2157	.50880	1.0164	1.0600	-.00430	1.0212
#2	2.4677	50.493	1.0486	19.485	.48942	.51783	5.2013	.50764	1.0269	1.0733	.00235	1.0119
Check ?	Chk Pass	Chk Pass	Chk Pass	Chk Pass	Chk Pass	Chk Pass	Chk Pass	Chk Pass	Chk Pass	Chk Pass	None	Chk Pass
Value												
Range												

Elem	Se1960	Si2881	Sn1899	Sr4077	Th2837	Ti3349	Tl1908	U_3701	V_2924	Zn2062	Zr3391
Units	ppm	ppm	ppm	ppm	ppm	ppm	ppm	ppm	ppm	ppm	ppm
Avg	**1.0465**	**4.9300**	**1.0065**	**.47224**	**.00562**	**.46484**	**1.0450**	**.01732**	**.46499**	**.48033**	**.48990**
Stddev	.0124	.0150	.0005	.00023	.00035	.00049	.0031	.00185	.00299	.00086	.00054
%RSD	1.1814	.30353	.05197	.04861	6.1918	.10630	.29639	10.707	.64216	.17963	.10943
#1	1.0552	4.9194	1.0061	.47208	.00537	.46519	1.0428	.01601	.46287	.48094	.48952
#2	1.0377	4.9406	1.0069	.47240	.00587	.46450	1.0472	.01864	.46710	.47972	.49028
Check ?	Chk Pass	Chk Pass	Chk Pass	Chk Pass	None	Chk Pass	Chk Pass	None	Chk Pass	Chk Pass	Chk Pass
Value											
Range											

Int. Std.	Y_2243	Y_3600	Y_3774
Units	Cts/S	Cts/S	Cts/S
Avg	**1510.2**	**32034.**	**5932.0**
Stddev	2.8	96.	7.8
%RSD	.18344	.30077	.13103
#1	1512.1	32102.	5926.5
#2	1508.2	31966.	5937.5

Sample Name: ccb Acquired: 5/23/2016 20:13:46 Type: QC
Method: 6500_026(v10) Mode: CONC Corr. Factor: 1.000000
User: kellyca Custom ID1: Custom ID2: Custom ID3:
Comment:

Elem	Ag3280	Al1670	As1890	B_2089	Ba4554	Be3130	Bi2230	Ca3179	Cd2288	Co2286	Cr2055
Units	ppm	ppm	ppm	ppm	ppm	ppm	ppm	ppm	ppm	ppm	ppm
Avg	**.00021**	**-.00005**	**-.00417**	F **.00361**	**.00013**	**.00006**	**.00049**	**-.00099**	**.00009**	**.00004**	**.00012**
Stddev	.00028	.00049	.00097	.00078	.00000	.00006	.00050	.00163	.00016	.00038	.00013
%RSD	132.65	901.42	23.373	21.601	3.1769	104.94	101.81	164.34	182.12	972.27	113.28
#1	.00042	-.00040	-.00486	.00416	.00013	.00010	.00084	-.00214	.00020	-.00023	.00021
#2	.00001	.00029	-.00348	.00306	.00013	.00002	.00014	.00016	-.00002	.00031	.00002
Check ?	Chk Pass	Chk Pass	Chk Pass	Chk Fail	Chk Pass	Chk Pass	None	Chk Pass	Chk Pass	Chk Pass	Chk Pass
High Limit				.00312							
Low Limit				-.00312							

Elem	Cu3247	Fe2599	K_7664	Li6707	Mg2790	Mn2576	Mo2020	Na5895	Ni2316	P_1782	Pb2203
Units	ppm	ppm	ppm	ppm	ppm	ppm	ppm	ppm	ppm	ppm	ppm
Avg	W **-.00162**	**.01009**	**.04797**	**-.00166**	**.00120**	**.00011**	**.00042**	**.03423**	**.00005**	**.00304**	**.00183**
Stddev	.00002	.00034	.01456	.00042	.00023	.00002	.00010	.00549	.00048	.00504	.00077
%RSD	1.5099	3.3208	30.362	25.654	18.768	22.668	23.151	16.028	973.90	165.82	41.874
#1	-.00160	.00985	.05827	-.00196	.00136	.00009	.00035	.03035	-.00029	-.00052	.00238
#2	-.00164	.01033	.03767	-.00136	.00104	.00012	.00049	.03810	.00039	.00660	.00129
Check ?	Chk Warn	Chk Pass	Chk Pass	Chk Pass	Chk Pass	Chk Pass	Chk Pass	Chk Pass	Chk Pass	Chk Pass	Chk Pass
High Limit	.00136										
Low Limit	-.00136										

Elem	S_1820	Sb2068	Se1960	Si2881	Sn1899	Sr4077	Th2837	Ti3349	Tl1908	U_3701	V_2924
Units	ppm	ppm	ppm	ppm	ppm	ppm	ppm	ppm	ppm	ppm	ppm
Avg	**.00324**	W **.00607**	W **.00886**	**.01040**	**.00083**	**.00007**	**.00290**	**.00042**	**.00207**	**-.00385**	**.00010**
Stddev	.00152	.00260	.00332	.00231	.00033	.00001	.00167	.00047	.00158	.00607	.00022
%RSD	46.767	42.825	37.442	22.228	39.486	11.620	57.619	113.12	76.509	157.95	211.68
#1	.00217	.00791	.01121	.00877	.00060	.00007	.00172	.00075	.00095	-.00814	.00026
#2	.00431	.00423	.00651	.01204	.00106	.00006	.00408	.00008	.00318	.00045	-.00005
Check ?	None	Chk Warn	Chk Warn	Chk Pass	Chk Pass	Chk Pass	Chk Pass	Chk Pass	Chk Pass	Chk Pass	Chk Pass
High Limit		.00314	.00486								
Low Limit		-.00314	-.00486								

Elem	Zn2062	Zr3391
Units	ppm	ppm
Avg	**-.00091**	**.00004**
Stddev	.00079	.00035
%RSD	86.417	920.39
#1	-.00147	.00028
#2	-.00035	-.00021
Check ?	Chk Pass	Chk Pass
High Limit		
Low Limit		

Int. Std.	Y_2243	Y_3600	Y_3774
Units	Cts/S	Cts/S	Cts/S
Avg	**1511.7**	**32497.**	**5902.2**
Stddev	.1	56.	4.8
%RSD	.00583	.17148	.08210
#1	1511.7	32536.	5905.6
#2	1511.6	32458.	5898.8

Sample Name: ccvl-3907489 Acquired: 5/23/2016 20:16:36 Type: QC
Method: 6500_026(v10) Mode: CONC Corr. Factor: 1.000000
User: kellyca Custom ID1: Custom ID2: Custom ID3:
Comment:

Elem	Ag3280	Al1670	As1890	B_2089	Ba4554	Be3130	Bi2230	Ca3179	Cd2288	Co2286	Cr2055	Cu3247
Units	ppm	ppm	ppm	ppm	ppm	ppm	ppm	ppm	ppm	ppm	ppm	ppm
Avg	**.01025**	**.10647**	**.01344**	**.10577**	F **.01920**	**.00098**	**.11572**	**.25419**	**.00520**	**.01058**	**.01066**	**.01655**
Stddev	.00039	.00095	.00589	.00025	.00009	.00009	.00042	.00404	.00015	.00034	.00020	.00001
%RSD	3.8139	.88829	43.849	.23930	.48519	9.3149	.36017	1.5901	2.8204	3.1962	1.8468	.05042
#1	.00997	.10714	.00927	.10595	.01913	.00105	.11602	.25133	.00530	.01034	.01052	.01656
#2	.01053	.10581	.01761	.10560	.01927	.00092	.11543	.25705	.00510	.01082	.01080	.01654
Check ?	Chk Pass	Chk Pass	Chk Pass	Chk Pass	Chk Fail	Chk Pass	Chk Pass	Chk Pass	Chk Pass	Chk Pass	Chk Pass	Chk Pass
Value					.01000							
Range					30.000%							

Elem	Fe2599	K_7664	Li6707	Mg2790	Mn2576	Mo2020	Na5895	Ni2316	P_1782	Pb2203	S_1820	Sb2068
Units	ppm	ppm	ppm	ppm	ppm	ppm	ppm	ppm	ppm	ppm	ppm	ppm
Avg	F **1.1065**	**3.0873**	**.00980**	**.19920**	F **.01569**	**.02172**	**1.0519**	**.04221**	**2.9136**	**.01000**	**.00673**	**.02284**
Stddev	.0067	.0088	.00017	.00445	.00008	.00018	.0019	.00108	.0096	.00137	.00447	.00050
%RSD	.60215	.28403	1.7255	2.2351	.48317	.85154	.18210	2.5585	.32911	13.694	66.464	2.1923
#1	1.1018	3.0811	.00968	.20235	.01574	.02185	1.0533	.04298	2.9204	.01097	.00357	.02319
#2	1.1112	3.0935	.00992	.19605	.01563	.02159	1.0506	.04145	2.9068	.00903	.00990	.02248
Check ?	Chk Fail	Chk Pass	Chk Pass	Chk Pass	Chk Fail	Chk Pass	Chk Pass	Chk Pass	Chk Pass	Chk Pass	None	Chk Pass
Value	.10000				.01000							
Range	30.000%				30.000%							

Elem	Se1960	Si2881	Sn1899	Sr4077	Th2837	Ti3349	Tl1908	U_3701	V_2924	Zn2062	Zr3391
Units	ppm	ppm	ppm	ppm	ppm	ppm	ppm	ppm	ppm	ppm	ppm
Avg	F **.02177**	**.49033**	**.10216**	**.00990**	**.01560**	**.00974**	**.01543**	F **.07960**	**.00934**	**.01957**	**.01541**
Stddev	.00136	.00126	.00161	.00003	.00010	.00022	.00052	.00284	.00035	.00101	.00038
%RSD	6.2692	.25625	1.5766	.27274	.67131	2.2642	3.3461	3.5686	3.7659	5.1738	2.4709
#1	.02080	.49122	.10103	.00988	.01567	.00989	.01507	.07759	.00909	.02029	.01514
#2	.02273	.48944	.10330	.00992	.01552	.00958	.01580	.08161	.00959	.01886	.01567
Check ?	Chk Fail	Chk Pass	Chk Pass	Chk Pass	Chk Pass	Chk Pass	Chk Pass	Chk Fail	Chk Pass	Chk Pass	Chk Pass
Value	.01500							.06000			
Range	30.000%							30.000%			

Int. Std.	Y_2243	Y_3600	Y_3774
Units	Cts/S	Cts/S	Cts/S
Avg	**1519.7**	**32499.**	**5859.3**
Stddev	1.2	23.	12.8
%RSD	.07775	.07139	.21829
#1	1518.9	32482.	5850.3
#2	1520.6	32515.	5868.4

Sample Name: MB 280-325985/1-A Acquired: 5/23/2016 20:19:24 Type: Unk
Method: 6500_026(v10) Mode: CONC Corr. Factor: 1.000000
User: kellyca Custom ID1: 5/19 Custom ID2: Custom ID3:
Comment: 325985 200.7

Elem	Ag3280	Al1670	As1890	B_2089	Ba4554	Be3130	Bi2230	Ca3179	Cd2288
Line	328.068 {103}	167.079 {502}	189.042 {478}	208.959 {461}	455.403 { 74}	313.042 {108}	223.061 {451}	317.933 {106}	228.802 {447}
Units	ppm	ppm	ppm	ppm	ppm	ppm	ppm	ppm	ppm
Avg	**.00031**	**.00505**	**.00163**	**.00228**	**.00030**	**.00004**	**.00245**	**.00430**	**-.00035**
Stddev	.00041	.00055	.00191	.00005	.00004	.00002	.00204	.00263	.00024
%RSD	135.11	10.979	117.16	1.9778	12.260	48.004	83.310	61.100	66.980
#1	.00001	.00544	.00298	.00231	.00033	.00006	.00100	.00616	-.00052
#2	.00060	.00466	.00028	.00225	.00027	.00003	.00389	.00244	-.00019
Check ?	Chk Pass	Chk Pass	Chk Pass	Chk Pass	Chk Pass	Chk Pass	Chk Pass	Chk Pass	Chk Pass
High Limit									
Low Limit									

Elem	Co2286	Cr2055	Cu3247	Fe2599	K_7664	Li6707	Mg2790	Mn2576	Mo2020
Line	228.616 {447}	205.560 {464}	324.754 {104}	259.940 {130}	766.490 { 44}	670.784 { 50}	279.079 {121}2	257.610 {131}	202.030 {467}
Units	ppm	ppm	ppm	ppm	ppm	ppm	ppm	ppm	ppm
Avg	**-.00036**	**.00025**	**-.00084**	W **.08408**	**.00510**	**-.00197**	**.00108**	**.00112**	**-.00025**
Stddev	.00006	.00012	.00004	.00253	.01858	.00069	.00308	.00007	.00028
%RSD	18.220	49.031	4.2933	3.0100	364.56	35.162	284.16	6.0221	112.41
#1	-.00031	.00033	-.00086	.08229	-.00804	-.00246	.00326	.00116	-.00045
#2	-.00040	.00016	-.00081	.08587	.01823	-.00148	-.00109	.00107	-.00005
Check ?	Chk Pass	Chk Pass	Chk Pass	Chk Warn	Chk Pass	Chk Pass	Chk Pass	Chk Pass	Chk Pass
High Limit				.03000					
Low Limit				-.05000					

Elem	Na5895	Ni2316	P_1782	Pb2203	S_1820	Sb2068	Se1960	Si2881	Sn1899
Line	589.592 { 57}	231.604 {446}	178.284 {489}	220.353 {453}	182.034 {485}	206.833 {463}	196.090 {472}	288.158 {117}	189.989 {477}
Units	ppm	ppm	ppm	ppm	ppm	ppm	ppm	ppm	ppm
Avg	**.01482**	**.00009**	**.00459**	**.00154**	**.00297**	**.00114**	F **.01092**	**.00840**	**-.00116**
Stddev	.00525	.00028	.00187	.00061	.00408	.00225	.00011	.00333	.00047
%RSD	35.448	308.70	40.870	39.310	137.30	197.40	1.0303	39.697	40.093
#1	.01111	-.00011	.00326	.00111	.00009	.00273	.01084	.00604	-.00149
#2	.01853	.00029	.00591	.00197	.00586	-.00045	.01100	.01076	-.00083
Check ?	Chk Pass	Chk Pass	Chk Pass	Chk Pass	Chk Pass	Chk Pass	Chk Fail	Chk Pass	Chk Pass
High Limit							.01000		
Low Limit							-.01000		

Elem	Sr4077	Th2837	Ti3349	Tl1908	U_3701	V_2924	Zn2062	Zr3391
Line	407.771 { 83}	283.730 {119}	334.904 {101}	190.856 {477}	370.152 { 91}	292.402 {115}	206.200 {163}	339.198 { 99}
Units	ppm	ppm	ppm	ppm	ppm	ppm	ppm	ppm
Avg	**.00002**	**.00023**	**.00126**	**.00176**	**.01610**	**.00036**	**.00091**	**.00042**
Stddev	.00006	.00050	.00072	.00113	.01232	.00016	.00029	.00230
%RSD	311.68	216.46	57.230	64.189	76.565	44.911	31.852	549.88
#1	-.00002	-.00012	.00177	.00096	.02481	.00024	.00071	.00204
#2	.00006	.00059	.00075	.00255	.00738	.00047	.00111	-.00121
Check ?	Chk Pass	Chk Pass	Chk Pass	Chk Pass	Chk Pass	Chk Pass	Chk Pass	Chk Pass
High Limit								
Low Limit								

Int. Std.	Y_2243	Y_3600	Y_3774
Line	224.306 {450}	360.073 { 94}	377.433 { 89}
Units	Cts/S	Cts/S	Cts/S
Avg	**1530.4**	**32170.**	**5931.3**
Stddev	3.4	1030.	12.4
%RSD	.22237	3.2027	.20895
#1	1532.8	31441.	5940.0
#2	1528.0	32898.	5922.5

Sample Name: LCS 280-325985/2-A Acquired: 5/23/2016 20:22:06 Type: Unk
Method: 6500_026(v10) Mode: CONC Corr. Factor: 1.000000
User: kellyca Custom ID1: Custom ID2: Custom ID3:
Comment: 325985 200.7

Elem	Ag3280	Al1670	As1890	B_2089	Ba4554	Be3130	Bi2230	Ca3179	Cd2288
Line	328.068 {103}	167.079 {502}	189.042 {478}	208.959 {461}	455.403 { 74}	313.042 {108}	223.061 {451}	317.933 {106}	228.802 {447}
Units	ppm	ppm	ppm	ppm	ppm	ppm	ppm	ppm	ppm
Avg	**.04903**	**1.9346**	**1.0338**	**1.0679**	**1.9764**	**.04967**	F **2.2112**	**48.472**	**.10270**
Stddev	.00019	.0036	.0040	.0080	.0082	.00023	.0062	.222	.00044
%RSD	.38668	.18386	.38471	.75196	.41310	.46178	.28067	.45830	.42477
#1	.04889	1.9320	1.0310	1.0623	1.9706	.04950	2.2068	48.315	.10239
#2	.04916	1.9371	1.0366	1.0736	1.9822	.04983	2.2156	48.629	.10301
Check ?	Chk Pass	Chk Pass	Chk Pass	Chk Pass	Chk Pass	Chk Pass	Chk Fail	Chk Pass	Chk Pass
High Limit							2.2000		
Low Limit							1.8000		

Elem	Co2286	Cr2055	Cu3247	Fe2599	K_7664	Li6707	Mg2790	Mn2576	Mo2020
Line	228.616 {447}	205.560 {464}	324.754 {104}	259.940 {130}	766.490 { 44}	670.784 { 50}	279.079 {121}2	257.610 {131}	202.030 {467}
Units	ppm	ppm	ppm	ppm	ppm	ppm	ppm	ppm	ppm
Avg	**.50254**	F **.20015**	**.24890**	**.97267**	**50.879**	**1.0480**	**47.921**	**.47751**	**1.0444**
Stddev	.00266	.00114	.00285	.00844	.262	.0042	.371	.00393	.0014
%RSD	.52843	.57186	1.1438	.86753	.51440	.39943	.77398	.82233	.13146
#1	.50067	.19934	.24688	.96670	50.694	1.0451	47.658	.47473	1.0434
#2	.50442	.20096	.25091	.97864	51.064	1.0510	48.183	.48029	1.0454
Check ?	Chk Pass	Chk Fail	Chk Pass	Chk Pass	Chk Pass	Chk Pass	Chk Pass	Chk Pass	Chk Pass
High Limit		.05750							
Low Limit		.04300							

Elem	Na8183	Ni2316	P_1782	Pb2203	S_1820	Sb2068	Se1960	Si2881	Sn1899
Line	818.326 { 41}	231.604 {446}	178.284 {489}	220.353 {453}	182.034 {485}	206.833 {463}	196.090 {472}	288.158 {117}	189.989 {477}
Units	ppm	ppm	ppm	ppm	ppm	ppm	ppm	ppm	ppm
Avg	**51.902**	**.48985**	**10.281**	**.51104**	**2.0700**	**.51413**	**2.0299**	**9.7571**	**1.9418**
Stddev	.112	.00185	.078	.00001	.0002	.00450	.0140	.0737	.0030
%RSD	.21634	.37706	.75734	.00236	.01050	.87472	.69152	.75517	.15472
#1	51.981	.48854	10.226	.51105	2.0699	.51095	2.0199	9.7050	1.9397
#2	51.822	.49116	10.336	.51104	2.0702	.51731	2.0398	9.8092	1.9439
Check ?	Chk Pass	Chk Pass	Chk Pass	Chk Pass	Chk Pass	Chk Pass	Chk Pass	Chk Pass	Chk Pass
High Limit									
Low Limit									

Elem	Sr4077	Th2837	Ti3349	Tl1908	U_3701	V_2924	Zn2062	Zr3391
Line	407.771 { 83}	283.730 {119}	334.904 {101}	190.856 {477}	370.152 { 91}	292.402 {115}	206.200 {163}	339.198 { 99}
Units	ppm	ppm	ppm	ppm	ppm	ppm	ppm	ppm
Avg	**.93654**	**.99769**	**.93098**	**1.9654**	**2.1161**	**.46436**	**.46734**	**.48025**
Stddev	.00334	.00760	.00691	.0126	.0410	.00701	.00399	.00181
%RSD	.35628	.76198	.74270	.64190	1.9365	1.5093	.85463	.37686
#1	.93418	.99231	.92609	1.9564	2.0871	.45941	.46452	.47897
#2	.93890	1.0031	.93587	1.9743	2.1450	.46932	.47017	.48153
Check ?	Chk Pass	Chk Pass	Chk Pass	Chk Pass	Chk Pass	Chk Pass	Chk Pass	Chk Pass
High Limit								
Low Limit								

Int. Std.	Y_2243	Y_3600	Y_3774
Line	224.306 {450}	360.073 { 94}	377.433 { 89}
Units	Cts/S	Cts/S	Cts/S
Avg	**1463.0**	**30829.**	**5893.9**
Stddev	6.3	172.	24.1
%RSD	.43360	.55935	.40864
#1	1467.5	30951.	5910.9
#2	1458.6	30707.	5876.9

Sample Name: 280-83229-F-1-G Acquired: 5/23/2016 20:24:36 Type: Unk
Method: 6500_026(v10) Mode: CONC Corr. Factor: 1.000000
User: kellyca Custom ID1: Custom ID2: Custom ID3:
Comment: 325985 200.7

Elem	Ag3280	Al1670	As1890	B_2089	Ba4554	Be3130	Bi2230	Ca3179	Cd2288
Line	328.068 {103}	167.079 {502}	189.042 {478}	208.959 {461}	455.403 { 74}	313.042 {108}	223.061 {451}	317.933 {106}	228.802 {447}
Units	ppm	ppm	ppm	ppm	ppm	ppm	ppm	ppm	ppm
Avg	**.00034**	**.88064**	**.00107**	**.12003**	**.14966**	**.00001**	**.00057**	**43.357**	**.00021**
Stddev	.00024	.00102	.00246	.00064	.00031	.00003	.00052	.027	.00004
%RSD	69.133	.11625	230.67	.53508	.20920	374.30	91.022	.06290	18.629
#1	.00018	.88136	.00280	.12048	.14988	.00003	.00094	43.337	.00023
#2	.00051	.87991	-.00067	.11958	.14943	-.00001	.00020	43.376	.00018
Check ?	Chk Pass	Chk Pass	Chk Pass	Chk Pass	Chk Pass	Chk Pass	Chk Pass	Chk Pass	Chk Pass
High Limit									
Low Limit									

Elem	Co2286	Cr2055	Cu3247	Fe2599	K_7664	Li6707	Mg2790	Mn2576	Mo2020
Line	228.616 {447}	205.560 {464}	324.754 {104}	259.940 {130}	766.490 { 44}	670.784 { 50}	279.079 {121}2	257.610 {131}	202.030 {467}
Units	ppm	ppm	ppm	ppm	ppm	ppm	ppm	ppm	ppm
Avg	**.00117**	**.00120**	**.00399**	**.93875**	**4.3020**	**.00914**	**5.6200**	**.54755**	**.01534**
Stddev	.00005	.00004	.00011	.00092	.0071	.00005	.0249	.00091	.00001
%RSD	4.2263	3.3824	2.8608	.09817	.16580	.58729	.44327	.16692	.06634
#1	.00114	.00122	.00407	.93940	4.3070	.00918	5.6376	.54820	.01535
#2	.00121	.00117	.00391	.93810	4.2969	.00911	5.6024	.54690	.01534
Check ?	Chk Pass	Chk Pass	Chk Pass	Chk Pass	Chk Pass	Chk Pass	Chk Pass	Chk Pass	Chk Pass
High Limit									
Low Limit									

Elem	Na8183	Ni2316	P_1782	Pb2203	S_1820	Sb2068	Se1960	Si2881	Sn1899
Line	818.326 { 41}	231.604 {446}	178.284 {489}	220.353 {453}	182.034 {485}	206.833 {463}	196.090 {472}	288.158 {117}	189.989 {477}
Units	ppm	ppm	ppm	ppm	ppm	ppm	ppm	ppm	ppm
Avg	**43.031**	**.00294**	**.13883**	**.00562**	**19.567**	**.00313**	**.01123**	**6.8409**	**-.00073**
Stddev	.151	.00008	.00104	.00084	.059	.00021	.00361	.0139	.00029
%RSD	.34979	2.6174	.74942	14.972	.30152	6.8685	32.137	.20287	39.915
#1	42.925	.00289	.13957	.00502	19.608	.00328	.00867	6.8507	-.00094
#2	43.138	.00300	.13810	.00621	19.525	.00298	.01378	6.8311	-.00052
Check ?	Chk Pass	Chk Pass	Chk Pass	Chk Pass	Chk Pass	Chk Pass	Chk Pass	Chk Pass	Chk Pass
High Limit									
Low Limit									

Elem	Sr4077	Th2837	Ti3349	Tl1908	U_3701	V_2924	Zn2062	Zr3391
Line	407.771 { 83}	283.730 {119}	334.904 {101}	190.856 {477}	370.152 { 91}	292.402 {115}	206.200 {163}	339.198 { 99}
Units	ppm	ppm	ppm	ppm	ppm	ppm	ppm	ppm
Avg	**.19934**	**.00153**	**.02645**	**.00201**	**.00745**	**.00594**	**.01534**	**.00189**
Stddev	.00012	.00149	.00037	.00002	.00762	.00034	.00055	.00012
%RSD	.06171	97.830	1.3944	1.0470	102.33	5.7061	3.5773	6.3021
#1	.19925	.00258	.02619	.00200	.01284	.00618	.01495	.00197
#2	.19943	.00047	.02671	.00203	.00206	.00570	.01573	.00180
Check ?	Chk Pass	Chk Pass	Chk Pass	Chk Pass	Chk Pass	Chk Pass	Chk Pass	Chk Pass
High Limit								
Low Limit								

Int. Std.	Y_2243	Y_3600	Y_3774
Line	224.306 {450}	360.073 { 94}	377.433 { 89}
Units	Cts/S	Cts/S	Cts/S
Avg	**1500.8**	**31979.**	**6000.7**
Stddev	.2	24.	17.7
%RSD	.01537	.07434	.29465
#1	1500.9	31962.	5988.2
#2	1500.6	31996.	6013.2

Sample Name: 280-83254-A-1-A Acquired: 5/23/2016 20:27:16 Type: Unk
Method: 6500_026(v10) Mode: CONC Corr. Factor: 1.000000
User: kellyca Custom ID1: Custom ID2: Custom ID3:
Comment: 325985 200.7

Elem	Ag3280	Al1670	As1890	B_2089	Ba4554	Be3130	Bi2230	Ca3179	Cd2288
Line	328.068 {103}	167.079 {502}	189.042 {478}	208.959 {461}	455.403 { 74}	313.042 {108}	223.061 {451}	317.933 {106}	228.802 {447}
Units	ppm	ppm	ppm	ppm	ppm	ppm	ppm	ppm	ppm
Avg	**.00047**	**.02830**	**-.00102**	**.12174**	**.22042**	**.00003**	**-.00000**	**24.206**	**.00025**
Stddev	.00008	.00130	.00058	.00075	.00030	.00001	.00087	.091	.00011
%RSD	16.379	4.6111	56.493	.61339	.13402	46.777	69906.	.37436	44.183
#1	.00042	.02738	-.00143	.12227	.22021	.00003	.00061	24.270	.00017
#2	.00053	.02922	-.00061	.12121	.22062	.00002	-.00061	24.142	.00033
Check ?	Chk Pass	Chk Pass	Chk Pass	Chk Pass	Chk Pass	Chk Pass	Chk Pass	Chk Pass	Chk Pass
High Limit									
Low Limit									

Elem	Co2286	Cr2055	Cu3247	Fe2599	K_7664	Li6707	Mg2790	Mn2576	Mo2020
Line	228.616 {447}	205.560 {464}	324.754 {104}	259.940 {130}	766.490 { 44}	670.784 { 50}	279.079 {121}2	257.610 {131}	202.030 {467}
Units	ppm	ppm	ppm	ppm	ppm	ppm	ppm	ppm	ppm
Avg	**.00106**	**.00026**	**-.00049**	**.21083**	**4.1160**	**.02200**	**11.352**	**.24010**	**.00174**
Stddev	.00010	.00005	.00027	.00026	.0225	.00082	.047	.00092	.00077
%RSD	9.1143	18.550	55.898	.12498	.54590	3.7437	.41687	.38504	44.356
#1	.00099	.00023	-.00068	.21102	4.1001	.02258	11.318	.23945	.00229
#2	.00113	.00030	-.00030	.21065	4.1319	.02142	11.385	.24075	.00119
Check ?	Chk Pass	Chk Pass	Chk Pass	Chk Pass	Chk Pass	Chk Pass	Chk Pass	Chk Pass	Chk Pass
High Limit									
Low Limit									

Elem	Na8183	Ni2316	P_1782	Pb2203	S_1820	Sb2068	Se1960	Si2881	Sn1899
Line	818.326 { 41}	231.604 {446}	178.284 {489}	220.353 {453}	182.034 {485}	206.833 {463}	196.090 {472}	288.158 {117}	189.989 {477}
Units	ppm	ppm	ppm	ppm	ppm	ppm	ppm	ppm	ppm
Avg	**122.09**	**.00113**	**.20164**	**.00044**	**8.0207**	**.00224**	**.01300**	**11.464**	**-.00089**
Stddev	.30	.00062	.00167	.00339	.0274	.00011	.00335	.003	.00104
%RSD	.24276	55.332	.82651	767.94	.34178	4.7349	25.769	.02244	116.85
#1	121.88	.00069	.20282	-.00196	8.0400	.00217	.01063	11.466	-.00162
#2	122.30	.00157	.20047	.00284	8.0013	.00232	.01537	11.462	-.00015
Check ?	Chk Pass	Chk Pass	Chk Pass	Chk Pass	Chk Pass	Chk Pass	Chk Pass	Chk Pass	Chk Pass
High Limit									
Low Limit									

Elem	Sr4077	Th2837	Ti3349	Tl1908	U_3701	V_2924	Zn2062	Zr3391
Line	407.771 { 83}	283.730 {119}	334.904 {101}	190.856 {477}	370.152 { 91}	292.402 {115}	206.200 {163}	339.198 { 99}
Units	ppm	ppm	ppm	ppm	ppm	ppm	ppm	ppm
Avg	**.19578**	**.00156**	**.00074**	**.00081**	**.00617**	**-.00001**	**-.00128**	**.00002**
Stddev	.00014	.00143	.00002	.00062	.00616	.00048	.00116	.00027
%RSD	.06926	91.871	2.2033	75.975	99.747	4569.8	90.539	1323.6
#1	.19568	.00055	.00075	.00038	.01053	.00033	-.00210	.00021
#2	.19587	.00257	.00073	.00125	.00182	-.00035	-.00046	-.00017
Check ?	Chk Pass	Chk Pass	Chk Pass	Chk Pass	Chk Pass	Chk Pass	Chk Pass	Chk Pass
High Limit								
Low Limit								

Int. Std.	Y_2243	Y_3600	Y_3774
Line	224.306 {450}	360.073 { 94}	377.433 { 89}
Units	Cts/S	Cts/S	Cts/S
Avg	**1467.2**	**31109.**	**5902.8**
Stddev	5.2	83.	.9
%RSD	.35373	.26583	.01473
#1	1463.6	31168.	5903.4
#2	1470.9	31051.	5902.2

Sample Name: 280-83254-A-1-Asd@5 Acquired: 5/23/2016 20:29:56 Type: Unk
Method: 6500_026(v10) Mode: CONC Corr. Factor: 1.000000
User: kellyca Custom ID1: Custom ID2: Custom ID3:
Comment: 325985 200.7

Elem	Ag3280	Al1670	As1890	B_2089	Ba4554	Be3130	Bi2230	Ca3179	Cd2288
Line	328.068 {103}	167.079 {502}	189.042 {478}	208.959 {461}	455.403 { 74}	313.042 {108}	223.061 {451}	317.933 {106}	228.802 {447}
Units	ppm	ppm	ppm	ppm	ppm	ppm	ppm	ppm	ppm
Avg	**.00059**	**.00607**	**.00081**	**.02552**	**.04465**	**-.00001**	**.00165**	**4.9193**	**-.00015**
Stddev	.00037	.00013	.00032	.00015	.00026	.00007	.00171	.0047	.00006
%RSD	63.335	2.1108	39.729	.58682	.58892	534.02	103.35	.09655	41.244
#1	.00085	.00616	.00058	.02541	.04483	-.00007	.00286	4.9159	-.00019
#2	.00032	.00598	.00104	.02562	.04446	.00004	.00045	4.9226	-.00010
Check ?	Chk Pass	Chk Pass	Chk Pass	Chk Pass	Chk Pass	Chk Pass	Chk Pass	Chk Pass	Chk Pass
High Limit									
Low Limit									

Elem	Co2286	Cr2055	Cu3247	Fe2599	K_7664	Li6707	Mg2790	Mn2576	Mo2020
Line	228.616 {447}	205.560 {464}	324.754 {104}	259.940 {130}	766.490 { 44}	670.784 { 50}	279.079 {121}2	257.610 {131}	202.030 {467}
Units	ppm	ppm	ppm	ppm	ppm	ppm	ppm	ppm	ppm
Avg	**.00008**	**-.00018**	**-.00138**	**.05378**	**.83419**	**.00357**	**2.3135**	**.04877**	**-.00014**
Stddev	.00001	.00011	.00032	.00043	.01541	.00026	.0074	.00034	.00067
%RSD	18.496	60.386	23.478	.80703	1.8474	7.2774	.31960	.68900	472.99
#1	.00009	-.00010	-.00115	.05347	.84509	.00375	2.3083	.04854	-.00062
#2	.00007	-.00025	-.00161	.05408	.82329	.00339	2.3187	.04901	.00033
Check ?	Chk Pass	Chk Pass	Chk Pass	Chk Pass	Chk Pass	Chk Pass	Chk Pass	Chk Pass	Chk Pass
High Limit									
Low Limit									

Elem	Na8183	Ni2316	P_1782	Pb2203	S_1820	Sb2068	Se1960	Si2881	Sn1899
Line	818.326 { 41}	231.604 {446}	178.284 {489}	220.353 {453}	182.034 {485}	206.833 {463}	196.090 {472}	288.158 {117}	189.989 {477}
Units	ppm	ppm	ppm	ppm	ppm	ppm	ppm	ppm	ppm
Avg	**24.798**	**.00005**	**.04221**	**.00230**	**1.5526**	**.00140**	**.00717**	**2.3144**	**-.00031**
Stddev	.002	.00006	.00316	.00204	.0020	.00300	.00367	.0116	.00169
%RSD	.00997	114.09	7.4817	88.787	.12953	214.63	51.191	.50121	544.82
#1	24.796	.00001	.04445	.00086	1.5540	-.00072	.00977	2.3062	-.00150
#2	24.799	.00009	.03998	.00375	1.5512	.00352	.00458	2.3226	.00088
Check ?	Chk Pass	Chk Pass	Chk Pass	Chk Pass	Chk Pass	Chk Pass	Chk Pass	Chk Pass	Chk Pass
High Limit									
Low Limit									

Elem	Sr4077	Th2837	Ti3349	Tl1908	U_3701	V_2924	Zn2062	Zr3391
Line	407.771 { 83}	283.730 {119}	334.904 {101}	190.856 {477}	370.152 { 91}	292.402 {115}	206.200 {163}	339.198 { 99}
Units	ppm	ppm	ppm	ppm	ppm	ppm	ppm	ppm
Avg	**.03940**	**.00116**	**-.00010**	**.00322**	**.01328**	**.00061**	**-.00041**	**.00054**
Stddev	.00007	.00004	.00002	.00094	.01777	.00017	.00060	.00190
%RSD	.18707	3.2051	23.829	29.248	133.81	28.596	144.64	354.09
#1	.03945	.00113	-.00008	.00389	.00071	.00049	.00001	.00188
#2	.03935	.00119	-.00012	.00255	.02585	.00073	-.00083	-.00081
Check ?	Chk Pass	Chk Pass	Chk Pass	Chk Pass	Chk Pass	Chk Pass	Chk Pass	Chk Pass
High Limit								
Low Limit								

Int. Std.	Y_2243	Y_3600	Y_3774
Line	224.306 {450}	360.073 { 94}	377.433 { 89}
Units	Cts/S	Cts/S	Cts/S
Avg	**1519.9**	**32439.**	**5915.1**
Stddev	4.2	80.	7.9
%RSD	.27793	.24580	.13366
#1	1516.9	32495.	5909.5
#2	1522.9	32382.	5920.7

Sample Name: 280-83254-A-1-B MS Acquired: 5/23/2016 20:32:37 Type: Unk
Method: 6500_026(v10) Mode: CONC Corr. Factor: 1.000000
User: kellyca Custom ID1: Custom ID2: Custom ID3:
Comment: 325985 200.7

Elem	Ag3280	Al1670	As1890	B_2089	Ba4554	Be3130	Bi2230	Ca3179	Cd2288
Line	328.068 {103}	167.079 {502}	189.042 {478}	208.959 {461}	455.403 { 74}	313.042 {108}	223.061 {451}	317.933 {106}	228.802 {447}
Units	ppm	ppm	ppm	ppm	ppm	ppm	ppm	ppm	ppm
Avg	**.04853**	**1.9219**	**1.0411**	**1.1230**	**2.1642**	**.04926**	**2.1917**	**71.417**	**.10320**
Stddev	.00011	.0006	.0054	.0012	.0029	.00008	.0103	.121	.00038
%RSD	.23053	.03068	.51797	.11062	.13543	.15884	.47147	.16892	.36464
#1	.04845	1.9215	1.0449	1.1239	2.1662	.04931	2.1844	71.503	.10346
#2	.04861	1.9224	1.0372	1.1221	2.1621	.04920	2.1990	71.332	.10293
Check ?	Chk Pass	Chk Pass	Chk Pass	Chk Pass	Chk Pass	Chk Pass	Chk Pass	Chk Pass	Chk Pass
High Limit									
Low Limit									

Elem	Co2286	Cr2055	Cu3247	Fe2599	K_7664	Li6707	Mg2790	Mn2576	Mo2020
Line	228.616 {447}	205.560 {464}	324.754 {104}	259.940 {130}	766.490 { 44}	670.784 { 50}	279.079 {121}2	257.610 {131}	202.030 {467}
Units	ppm	ppm	ppm	ppm	ppm	ppm	ppm	ppm	ppm
Avg	**.49634**	W **.19948**	**.24825**	**1.1255**	**55.210**	**1.0683**	**58.093**	**.69968**	**.98707**
Stddev	.00125	.00009	.00048	.0066	.106	.0024	.035	.00147	.00119
%RSD	.25282	.04297	.19272	.58477	.19224	.22817	.06020	.21075	.12063
#1	.49723	.19942	.24791	1.1301	55.285	1.0700	58.068	.70072	.98792
#2	.49545	.19954	.24858	1.1208	55.135	1.0666	58.117	.69864	.98623
Check ?	Chk Pass	Chk Warn	Chk Pass	Chk Pass	Chk Pass	Chk Pass	Chk Pass	Chk Pass	Chk Pass
High Limit		.10000							
Low Limit		-.01000							

Elem	Na8183	Ni2316	P_1782	Pb2203	S_1820	Sb2068	Se1960	Si2881	Sn1899
Line	818.326 { 41}	231.604 {446}	178.284 {489}	220.353 {453}	182.034 {485}	206.833 {463}	196.090 {472}	288.158 {117}	189.989 {477}
Units	ppm	ppm	ppm	ppm	ppm	ppm	ppm	ppm	ppm
Avg	**170.67**	**.48248**	**10.587**	**.49493**	**9.8701**	**.48958**	**2.0350**	**20.462**	**1.8191**
Stddev	.22	.00051	.011	.00143	.0075	.00557	.0095	.143	.0017
%RSD	.12807	.10534	.10602	.28831	.07603	1.1386	.46606	.69903	.09421
#1	170.52	.48283	10.579	.49594	9.8648	.48563	2.0283	20.563	1.8203
#2	170.83	.48212	10.595	.49392	9.8754	.49352	2.0417	20.361	1.8179
Check ?	Chk Pass	Chk Pass	Chk Pass	Chk Pass	Chk Pass	Chk Pass	Chk Pass	Chk Pass	Chk Pass
High Limit									
Low Limit									

Elem	Sr4077	Th2837	Ti3349	Tl1908	U_3701	V_2924	Zn2062	Zr3391
Line	407.771 { 83}	283.730 {119}	334.904 {101}	190.856 {477}	370.152 { 91}	292.402 {115}	206.200 {163}	339.198 { 99}
Units	ppm	ppm	ppm	ppm	ppm	ppm	ppm	ppm
Avg	**1.1176**	**.99148**	**.87996**	**1.8738**	**2.0894**	**.46264**	**.46415**	**.45504**
Stddev	.0018	.00510	.00183	.0076	.0020	.00069	.00014	.00003
%RSD	.15661	.51403	.20818	.40484	.09465	.14857	.03060	.00765
#1	1.1188	.98787	.87866	1.8684	2.0880	.46313	.46405	.45502
#2	1.1164	.99508	.88125	1.8791	2.0908	.46215	.46425	.45507
Check ?	Chk Pass	Chk Pass	Chk Pass	Chk Pass	Chk Pass	Chk Pass	Chk Pass	Chk Pass
High Limit								
Low Limit								

Int. Std.	Y_2243	Y_3600	Y_3774
Line	224.306 {450}	360.073 { 94}	377.433 { 89}
Units	Cts/S	Cts/S	Cts/S
Avg	**1434.7**	**30084.**	**5792.4**
Stddev	2.7	42.	.1
%RSD	.18621	.14116	.00231
#1	1436.6	30054.	5792.5
#2	1432.8	30114.	5792.3

Sample Name: 280-83254-A-1-C MSD Acquired: 5/23/2016 20:35:08 Type: Unk
Method: 6500_026(v10) Mode: CONC Corr. Factor: 1.000000
User: kellyca Custom ID1: Custom ID2: Custom ID3:
Comment: 325985 200.7

Elem	Ag3280	Al1670	As1890	B_2089	Ba4554	Be3130	Bi2230	Ca3179	Cd2288
Line	328.068 {103}	167.079 {502}	189.042 {478}	208.959 {461}	455.403 { 74}	313.042 {108}	223.061 {451}	317.933 {106}	228.802 {447}
Units	ppm	ppm	ppm	ppm	ppm	ppm	ppm	ppm	ppm
Avg	**.04868**	**1.9326**	**1.0487**	**1.1908**	**2.1894**	**.04966**	**2.2177**	**72.141**	**.10412**
Stddev	.00030	.0011	.0056	.0059	.0090	.00004	.0075	.053	.00011
%RSD	.62376	.05665	.53027	.49375	.41055	.08862	.33943	.07354	.10668
#1	.04890	1.9333	1.0448	1.1949	2.1830	.04963	2.2230	72.103	.10404
#2	.04847	1.9318	1.0527	1.1866	2.1957	.04969	2.2124	72.178	.10420
Check ?	Chk Pass	Chk Pass	Chk Pass	Chk Pass	Chk Pass	Chk Pass	Chk Pass	Chk Pass	Chk Pass
High Limit									
Low Limit									

Elem	Co2286	Cr2055	Cu3247	Fe2599	K_7664	Li6707	Mg2790	Mn2576	Mo2020
Line	228.616 {447}	205.560 {464}	324.754 {104}	259.940 {130}	766.490 { 44}	670.784 { 50}	279.079 {121}2	257.610 {131}	202.030 {467}
Units	ppm	ppm	ppm	ppm	ppm	ppm	ppm	ppm	ppm
Avg	**.49705**	W **.19973**	**.25255**	**1.1177**	**55.802**	**1.0879**	**58.712**	**.70658**	**1.0447**
Stddev	.00087	.00010	.00064	.0043	.209	.0019	.110	.00037	.0004
%RSD	.17577	.04833	.25494	.38525	.37516	.17645	.18781	.05251	.03838
#1	.49643	.19967	.25210	1.1147	55.654	1.0865	58.634	.70631	1.0444
#2	.49766	.19980	.25301	1.1208	55.950	1.0893	58.790	.70684	1.0450
Check ?	Chk Pass	Chk Warn	Chk Pass	Chk Pass	Chk Pass	Chk Pass	Chk Pass	Chk Pass	Chk Pass
High Limit		.10000							
Low Limit		-.01000							

Elem	Na8183	Ni2316	P_1782	Pb2203	S_1820	Sb2068	Se1960	Si2881	Sn1899
Line	818.326 { 41}	231.604 {446}	178.284 {489}	220.353 {453}	182.034 {485}	206.833 {463}	196.090 {472}	288.158 {117}	189.989 {477}
Units	ppm	ppm	ppm	ppm	ppm	ppm	ppm	ppm	ppm
Avg	**173.57**	**.48519**	**10.669**	**.49953**	**10.163**	**.51566**	**2.0556**	**21.314**	**1.9235**
Stddev	.23	.00099	.020	.00651	.009	.00174	.0105	.059	.0068
%RSD	.12992	.20411	.18948	1.3025	.08466	.33838	.51000	.27767	.35350
#1	173.41	.48449	10.683	.50413	10.157	.51690	2.0482	21.272	1.9283
#2	173.73	.48589	10.654	.49493	10.169	.51443	2.0630	21.356	1.9187
Check ?	Chk Pass	Chk Pass	Chk Pass	Chk Pass	Chk Pass	Chk Pass	Chk Pass	Chk Pass	Chk Pass
High Limit									
Low Limit									

Elem	Sr4077	Th2837	Ti3349	Tl1908	U_3701	V_2924	Zn2062	Zr3391
Line	407.771 { 83}	283.730 {119}	334.904 {101}	190.856 {477}	370.152 { 91}	292.402 {115}	206.200 {163}	339.198 { 99}
Units	ppm	ppm	ppm	ppm	ppm	ppm	ppm	ppm
Avg	**1.1296**	**.99947**	**.93233**	**1.8868**	**2.1080**	**.46346**	**.46560**	**.48215**
Stddev	.0029	.00013	.00010	.0042	.0469	.00006	.00049	.00194
%RSD	.25813	.01286	.01095	.22461	2.2230	.01270	.10575	.40171
#1	1.1276	.99938	.93240	1.8898	2.0748	.46350	.46595	.48078
#2	1.1317	.99956	.93226	1.8838	2.1411	.46342	.46525	.48352
Check ?	Chk Pass	Chk Pass	Chk Pass	Chk Pass	Chk Pass	Chk Pass	Chk Pass	Chk Pass
High Limit								
Low Limit								

Int. Std.	Y_2243	Y_3600	Y_3774
Line	224.306 {450}	360.073 { 94}	377.433 { 89}
Units	Cts/S	Cts/S	Cts/S
Avg	**1421.2**	**29839.**	**5773.1**
Stddev	.8	29.	.5
%RSD	.05894	.09849	.00782
#1	1421.8	29860.	5773.4
#2	1420.6	29819.	5772.8

Sample Name: 280-83254-A-2-A Acquired: 5/23/2016 20:37:38 Type: Unk
Method: 6500_026(v10) Mode: CONC Corr. Factor: 1.000000
User: kellyca Custom ID1: Custom ID2: Custom ID3:
Comment: 325985 200.7

Elem	Ag3280	Al1670	As1890	B_2089	Ba4554	Be3130	Bi2230	Ca3179	Cd2288
Line	328.068 {103}	167.079 {502}	189.042 {478}	208.959 {461}	455.403 { 74}	313.042 {108}	223.061 {451}	317.933 {106}	228.802 {447}
Units	ppm	ppm	ppm	ppm	ppm	ppm	ppm	ppm	ppm
Avg	**.00047**	**.00610**	**.00231**	**.16964**	**.12098**	**-.00002**	**.00128**	**38.725**	**.00011**
Stddev	.00001	.00110	.00233	.00047	.00068	.00003	.00012	.025	.00009
%RSD	2.1101	17.971	100.76	.27944	.56316	136.25	9.5468	.06332	87.843
#1	.00046	.00688	.00067	.16931	.12050	-.00004	.00137	38.708	.00004
#2	.00047	.00533	.00396	.16998	.12146	-.00000	.00119	38.743	.00017
Check ?	Chk Pass	Chk Pass	Chk Pass	Chk Pass	Chk Pass	Chk Pass	Chk Pass	Chk Pass	Chk Pass
High Limit									
Low Limit									

Elem	Co2286	Cr2055	Cu3247	Fe2599	K_7664	Li6707	Mg2790	Mn2576	Mo2020
Line	228.616 {447}	205.560 {464}	324.754 {104}	259.940 {130}	766.490 { 44}	670.784 { 50}	279.079 {121}2	257.610 {131}	202.030 {467}
Units	ppm	ppm	ppm	ppm	ppm	ppm	ppm	ppm	ppm
Avg	**.00184**	**.00035**	**-.00029**	**.69866**	**5.8033**	**.03233**	**20.882**	**.55585**	**.00843**
Stddev	.00049	.00009	.00016	.00153	.0198	.00029	.040	.00160	.00052
%RSD	26.588	25.305	54.128	.21908	.34190	.90433	.19032	.28726	6.1548
#1	.00218	.00028	-.00040	.69758	5.7893	.03212	20.910	.55698	.00807
#2	.00149	.00041	-.00018	.69975	5.8173	.03254	20.854	.55472	.00880
Check ?	Chk Pass	Chk Pass	Chk Pass	Chk Pass	Chk Pass	Chk Pass	Chk Pass	Chk Pass	Chk Pass
High Limit									
Low Limit									

Elem	Na8183	Ni2316	P_1782	Pb2203	S_1820	Sb2068	Se1960	Si2881	Sn1899
Line	818.326 { 41}	231.604 {446}	178.284 {489}	220.353 {453}	182.034 {485}	206.833 {463}	196.090 {472}	288.158 {117}	189.989 {477}
Units	ppm	ppm	ppm	ppm	ppm	ppm	ppm	ppm	ppm
Avg	**181.74**	**.00035**	**.16286**	**.00110**	**46.723**	**-.00024**	**.01476**	**13.119**	**.00005**
Stddev	.54	.00073	.00045	.00039	.243	.00113	.00568	.064	.00008
%RSD	.29526	207.07	.27886	35.399	.51962	472.56	38.463	.48791	179.12
#1	181.36	-.00016	.16254	.00083	46.894	-.00103	.01877	13.073	.00011
#2	182.12	.00086	.16318	.00138	46.551	.00056	.01074	13.164	-.00001
Check ?	Chk Pass	Chk Pass	Chk Pass	Chk Pass	Chk Pass	Chk Pass	Chk Pass	Chk Pass	Chk Pass
High Limit									
Low Limit									

Elem	Sr4077	Th2837	Ti3349	Tl1908	U_3701	V_2924	Zn2062	Zr3391
Line	407.771 { 83}	283.730 {119}	334.904 {101}	190.856 {477}	370.152 { 91}	292.402 {115}	206.200 {163}	339.198 { 99}
Units	ppm	ppm	ppm	ppm	ppm	ppm	ppm	ppm
Avg	**.29100**	**.00132**	**.00061**	**.00210**	**-.00502**	**.00006**	**-.00077**	**.00058**
Stddev	.00068	.00124	.00059	.00151	.01203	.00029	.00026	.00027
%RSD	.23306	93.766	98.039	71.873	239.45	487.93	33.178	46.237
#1	.29052	.00045	.00019	.00103	.00348	-.00015	-.00095	.00039
#2	.29148	.00220	.00103	.00317	-.01353	.00027	-.00059	.00076
Check ?	Chk Pass	Chk Pass	Chk Pass	Chk Pass	Chk Pass	Chk Pass	Chk Pass	Chk Pass
High Limit								
Low Limit								

Int. Std.	Y_2243	Y_3600	Y_3774
Line	224.306 {450}	360.073 { 94}	377.433 { 89}
Units	Cts/S	Cts/S	Cts/S
Avg	**1465.1**	**31108.**	**5900.4**
Stddev	2.3	66.	10.8
%RSD	.15762	.21125	.18375
#1	1463.5	31062.	5908.1
#2	1466.7	31155.	5892.8

Sample Name: 280-83254-A-3-A Acquired: 5/23/2016 20:40:18 Type: Unk
Method: 6500_026(v10) Mode: CONC Corr. Factor: 1.000000
User: kellyca Custom ID1: Custom ID2: Custom ID3:
Comment: 325985 200.7

Elem	Ag3280	Al1670	As1890	B_2089	Ba4554	Be3130	Bi2230	Ca3179	Cd2288
Line	328.068 {103}	167.079 {502}	189.042 {478}	208.959 {461}	455.403 { 74}	313.042 {108}	223.061 {451}	317.933 {106}	228.802 {447}
Units	ppm	ppm	ppm	ppm	ppm	ppm	ppm	ppm	ppm
Avg	**.00043**	**.01322**	**.00169**	**.14558**	**.05813**	**.00003**	**-.00081**	**33.740**	**.00007**
Stddev	.00011	.00000	.00006	.00080	.00050	.00002	.00082	.084	.00010
%RSD	26.259	.00143	3.4254	.54673	.85831	77.933	101.02	.24881	134.85
#1	.00035	.01322	.00173	.14614	.05778	.00001	-.00138	33.681	.00014
#2	.00051	.01322	.00165	.14501	.05848	.00005	-.00023	33.799	.00000
Check ?	Chk Pass	Chk Pass	Chk Pass	Chk Pass	Chk Pass	Chk Pass	Chk Pass	Chk Pass	Chk Pass
High Limit									
Low Limit									

Elem	Co2286	Cr2055	Cu3247	Fe2599	K_7664	Li6707	Mg2790	Mn2576	Mo2020
Line	228.616 {447}	205.560 {464}	324.754 {104}	259.940 {130}	766.490 { 44}	670.784 { 50}	279.079 {121}2	257.610 {131}	202.030 {467}
Units	ppm	ppm	ppm	ppm	ppm	ppm	ppm	ppm	ppm
Avg	**.00145**	**.00006**	**-.00012**	**.05325**	**5.5014**	**.03567**	**19.604**	**.40697**	**.00490**
Stddev	.00026	.00017	.00015	.00060	.0639	.00098	.066	.00035	.00015
%RSD	18.272	285.50	127.68	1.1217	1.1611	2.7366	.33869	.08696	3.0319
#1	.00126	-.00006	-.00022	.05367	5.4562	.03498	19.557	.40672	.00479
#2	.00163	.00018	-.00001	.05283	5.5465	.03636	19.651	.40722	.00500
Check ?	Chk Pass	Chk Pass	Chk Pass	Chk Pass	Chk Pass	Chk Pass	Chk Pass	Chk Pass	Chk Pass
High Limit									
Low Limit									

Elem	Na8183	Ni2316	P_1782	Pb2203	S_1820	Sb2068	Se1960	Si2881	Sn1899
Line	818.326 { 41}	231.604 {446}	178.284 {489}	220.353 {453}	182.034 {485}	206.833 {463}	196.090 {472}	288.158 {117}	189.989 {477}
Units	ppm	ppm	ppm	ppm	ppm	ppm	ppm	ppm	ppm
Avg	**158.29**	**.00083**	**.07487**	**.00197**	**44.516**	**-.00166**	**.00972**	**14.339**	**-.00058**
Stddev	1.25	.00010	.00372	.00030	.444	.00191	.00020	.130	.00101
%RSD	.78748	11.994	4.9662	15.401	.99755	115.49	2.0596	.90594	174.67
#1	157.41	.00076	.07224	.00219	44.830	-.00301	.00986	14.247	.00014
#2	159.18	.00090	.07750	.00176	44.202	-.00030	.00958	14.430	-.00129
Check ?	Chk Pass	Chk Pass	Chk Pass	Chk Pass	Chk Pass	Chk Pass	Chk Pass	Chk Pass	Chk Pass
High Limit									
Low Limit									

Elem	Sr4077	Th2837	Ti3349	Tl1908	U_3701	V_2924	Zn2062	Zr3391
Line	407.771 { 83}	283.730 {119}	334.904 {101}	190.856 {477}	370.152 { 91}	292.402 {115}	206.200 {163}	339.198 { 99}
Units	ppm	ppm	ppm	ppm	ppm	ppm	ppm	ppm
Avg	**.24932**	**.00190**	**.00038**	**.00164**	**.01289**	**.00064**	**-.00085**	**.00097**
Stddev	.00206	.00109	.00007	.00151	.00354	.00044	.00174	.00030
%RSD	.82735	57.437	17.280	91.925	27.423	69.091	205.51	30.933
#1	.24786	.00113	.00033	.00057	.01039	.00033	.00038	.00119
#2	.25078	.00267	.00043	.00271	.01539	.00095	-.00208	.00076
Check ?	Chk Pass	Chk Pass	Chk Pass	Chk Pass	Chk Pass	Chk Pass	Chk Pass	Chk Pass
High Limit								
Low Limit								

Int. Std.	Y_2243	Y_3600	Y_3774
Line	224.306 {450}	360.073 { 94}	377.433 { 89}
Units	Cts/S	Cts/S	Cts/S
Avg	**1468.4**	**31118.**	**5904.0**
Stddev	11.4	36.	27.2
%RSD	.77579	.11456	.46041
#1	1460.3	31143.	5923.2
#2	1476.4	31093.	5884.7

Sample Name: ccvh-3900196 Acquired: 5/23/2016 20:42:57 Type: QC
Method: 6500_026(v10) Mode: CONC Corr. Factor: 1.000000
User: kellyca Custom ID1: Custom ID2: Custom ID3:
Comment:

Elem	Ag3280	Al3092	As1890	B_2089	Ba4554	Be3130	Bi2230	Ca3179	Cd2288	Co2286	Cr2055	Cu3247	Fe2714
Units	ppm	ppm	ppm	ppm	ppm	ppm	ppm	ppm	ppm	ppm	ppm	ppm	ppm
Avg	**.00077**	**47.873**	**.00056**	**.00505**	**.00205**	**.00133**	**1.0616**	**-.04440**	**.00052**	**.00516**	**.00095**	**.00601**	**47.914**
Stddev	.00044	.002	.00168	.00082	.00012	.00008	.0068	.00005	.00024	.00011	.00011	.00008	.065
%RSD	56.839	.00422	299.75	16.178	5.9582	5.7516	.64032	.11496	46.240	2.2065	11.556	1.3624	.13578
#1	.00046	47.872	.00175	.00563	.00214	.00138	1.0664	-.04443	.00035	.00508	.00103	.00607	47.960
#2	.00108	47.875	-.00063	.00447	.00197	.00128	1.0567	-.04436	.00069	.00524	.00087	.00595	47.868
Check ?	None	Chk Pass	None	None	None	None	Chk Pass	None	None	None	None	None	Chk Pass
Value													
Range													

Elem	K_7664	Li6707	Mg2790	Mn2576	Mo2020	Na8183	Ni2316	P_1782	Pb2203	S_1820	Sb2068	Se1960	Si2881
Units	ppm	ppm	ppm	ppm	ppm	ppm	ppm	ppm	ppm	ppm	ppm	ppm	ppm
Avg	**.22986**	**.00274**	**.21872**	**.00060**	**-.00100**	**255.37**	**.00086**	**.00564**	**.00094**	**5.0834**	**.00339**	**.01565**	**.02482**
Stddev	.03011	.00100	.00326	.00011	.00050	.14	.00016	.00253	.00237	.0196	.00212	.00643	.02553
%RSD	13.101	36.409	1.4900	19.058	49.854	.05650	18.953	44.742	251.41	.38484	62.638	41.089	102.85
#1	.25115	.00204	.21642	.00068	-.00135	255.27	.00074	.00743	.00262	5.0973	.00489	.01110	.04287
#2	.20856	.00345	.22103	.00052	-.00064	255.47	.00097	.00386	-.00073	5.0696	.00189	.02020	.00677
Check ?	None	None	None	None	None	Chk Pass	None	None	None	Chk Pass	None	None	None
Value													
Range													

Elem	Sn1899	Sr4077	Th2837	Ti3349	Tl1908	U_3701	V_2924	Zn2062	Zr3391
Units	ppm	ppm	ppm	ppm	ppm	ppm	ppm	ppm	ppm
Avg	**.00419**	**.00176**	**4.9786**	**.02634**	**.00429**	**10.223**	**-.01520**	**-.00061**	**-.01347**
Stddev	.00105	.00002	.0116	.00005	.00100	.068	.00081	.00004	.00028
%RSD	25.017	.98820	.23366	.19793	23.381	.66476	5.3397	6.7867	2.0563
#1	.00493	.00175	4.9703	.02631	.00500	10.175	-.01578	-.00058	-.01328
#2	.00345	.00177	4.9868	.02638	.00358	10.272	-.01463	-.00064	-.01367
Check ?	None	None	Chk Pass	None	None	Chk Pass	None	None	None
Value									
Range									

Int. Std.	Y_2243	Y_3600	Y_3774
Units	Cts/S	Cts/S	Cts/S
Avg	**1464.9**	**30856.**	**5766.1**
Stddev	4.0	50.	4.1
%RSD	.27073	.16299	.07142
#1	1462.1	30821.	5763.2
#2	1467.7	30892.	5769.0

Sample Name: ccv-3900195 Acquired: 5/23/2016 20:45:43 Type: QC
Method: 6500_026(v10) Mode: CONC Corr. Factor: 1.000000
User: kellyca Custom ID1: Custom ID2: Custom ID3:
Comment:

Elem	Ag3280	Al1670	As1890	B_2089	Ba4554	Be3130	Bi2230	Ca3179	Cd2288	Co2286	Cr2055	Cu3247
Units	ppm	ppm	ppm	ppm	ppm	ppm	ppm	ppm	ppm	ppm	ppm	ppm
Avg	**.48503**	**.52789**	**1.0372**	F **.55551**	**.49360**	**.50305**	**.00334**	**4.9361**	**.52737**	**.52299**	**.51010**	**.49353**
Stddev	.00143	.00027	.0000	.00003	.00053	.00124	.00055	.0289	.00180	.00069	.00081	.00234
%RSD	.29501	.05166	.00201	.00570	.10793	.24598	16.576	.58630	.34132	.13281	.15966	.47501
#1	.48401	.52808	1.0372	.55553	.49322	.50217	.00373	4.9157	.52864	.52349	.51067	.49187
#2	.48604	.52769	1.0372	.55548	.49397	.50392	.00295	4.9566	.52610	.52250	.50952	.49518
Check ?	Chk Pass	Chk Pass	Chk Pass	Chk Fail	Chk Pass	Chk Pass	None	Chk Pass	Chk Pass	Chk Pass	Chk Pass	Chk Pass
Value				.50000								
Range				10.000%								

Elem	Fe2599	K_7664	Li6707	Mg2790	Mn2576	Mo2020	Na5895	Ni2316	P_1782	Pb2203	S_1820	Sb2068
Units	ppm	ppm	ppm	ppm	ppm	ppm	ppm	ppm	ppm	ppm	ppm	ppm
Avg	**2.4714**	**50.679**	**1.0530**	**19.563**	**.49065**	**.51535**	**5.2519**	**.50836**	**1.0250**	**1.0576**	**.00392**	**1.0122**
Stddev	.0140	.025	.0000	.028	.00070	.00044	.0025	.00003	.0067	.0087	.00065	.0070
%RSD	.56541	.04949	.00226	.14328	.14248	.08581	.04775	.00566	.64945	.82296	16.635	.69264
#1	2.4813	50.696	1.0531	19.544	.49114	.51566	5.2537	.50834	1.0297	1.0637	.00346	1.0172
#2	2.4615	50.661	1.0530	19.583	.49015	.51504	5.2501	.50838	1.0203	1.0514	.00438	1.0073
Check ?	Chk Pass	Chk Pass	Chk Pass	Chk Pass	Chk Pass	Chk Pass	Chk Pass	Chk Pass	Chk Pass	Chk Pass	None	Chk Pass
Value												
Range												

Elem	Se1960	Si2881	Sn1899	Sr4077	Th2837	Ti3349	Tl1908	U_3701	V_2924	Zn2062	Zr3391
Units	ppm	ppm	ppm	ppm	ppm	ppm	ppm	ppm	ppm	ppm	ppm
Avg	**1.0507**	**4.9824**	**1.0077**	**.47488**	**.00599**	**.46517**	**1.0455**	**.01100**	**.46592**	**.48421**	**.48994**
Stddev	.0052	.0293	.0015	.00005	.00023	.00015	.0030	.00771	.00004	.00279	.00077
%RSD	.49301	.58867	.14506	.01041	3.8459	.03253	.29052	70.060	.00914	.57610	.15664
#1	1.0543	4.9617	1.0087	.47485	.00582	.46506	1.0476	.01645	.46595	.48224	.49048
#2	1.0470	5.0032	1.0066	.47492	.00615	.46528	1.0434	.00555	.46589	.48618	.48940
Check ?	Chk Pass	Chk Pass	Chk Pass	Chk Pass	None	Chk Pass	Chk Pass	None	Chk Pass	Chk Pass	Chk Pass
Value											
Range											

Int. Std.	Y_2243	Y_3600	Y_3774
Units	Cts/S	Cts/S	Cts/S
Avg	**1511.9**	**32025.**	**5852.0**
Stddev	2.2	13.	2.0
%RSD	.14804	.04172	.03490
#1	1513.4	32034.	5853.5
#2	1510.3	32015.	5850.6

Sample Name: ccb Acquired: 5/23/2016 20:48:17 Type: QC
Method: 6500_026(v10) Mode: CONC Corr. Factor: 1.000000
User: kellyca Custom ID1: Custom ID2: Custom ID3:
Comment:

Elem	Ag3280	Al1670	As1890	B_2089	Ba4554	Be3130	Bi2230	Ca3179	Cd2288	Co2286	Cr2055	Cu3247
Units	ppm	ppm	ppm	ppm	ppm	ppm	ppm	ppm	ppm	ppm	ppm	ppm
Avg	**.00027**	**-.00012**	**.00021**	W **.00298**	**.00027**	**.00010**	**.00187**	**-.00498**	**.00020**	**-.00039**	**-.00011**	**-.00113**
Stddev	.00016	.00083	.00078	.00068	.00001	.00001	.00118	.00352	.00002	.00009	.00008	.00023
%RSD	58.758	688.11	372.65	22.933	4.1246	9.9658	63.044	70.767	8.6412	22.559	77.092	20.731
#1	.00038	-.00071	-.00034	.00250	.00027	.00011	.00104	-.00249	.00021	-.00032	-.00016	-.00097
#2	.00016	.00047	.00076	.00347	.00028	.00010	.00271	-.00747	.00019	-.00045	-.00005	-.00130
Check ?	Chk Pass	Chk Pass	Chk Pass	Chk Warn	Chk Pass	Chk Pass	None	Chk Pass	Chk Pass	Chk Pass	Chk Pass	Chk Pass
High Limit				.00156								
Low Limit				-.00156								

Elem	Fe2599	K_7664	Li6707	Mg2790	Mn2576	Mo2020	Na5895	Ni2316	P_1782	Pb2203	S_1820	Sb2068
Units	ppm	ppm	ppm	ppm	ppm	ppm	ppm	ppm	ppm	ppm	ppm	ppm
Avg	**.00377**	**.06757**	**-.00121**	**.00360**	**.00001**	**.00032**	**.03569**	**-.00001**	**.00079**	**.00013**	**-.00149**	W **.00598**
Stddev	.00111	.02849	.00066	.00394	.00005	.00040	.00234	.00069	.00251	.00031	.00407	.00008
%RSD	29.525	42.157	54.590	109.28	325.79	125.46	6.5463	6917.2	318.64	238.04	273.17	1.3134
#1	.00299	.08771	-.00075	.00082	-.00002	.00004	.03734	.00048	.00256	-.00009	.00139	.00604
#2	.00456	.04743	-.00168	.00638	.00005	.00060	.03404	-.00050	-.00099	.00034	-.00437	.00593
Check ?	Chk Pass	Chk Pass	Chk Pass	Chk Pass	Chk Pass	Chk Pass	Chk Pass	Chk Pass	Chk Pass	Chk Pass	None	Chk Warn
High Limit												.00314
Low Limit												-.00314

Elem	Se1960	Si2881	Sn1899	Sr4077	Th2837	Ti3349	Tl1908	U_3701	V_2924	Zn2062	Zr3391
Units	ppm	ppm	ppm	ppm	ppm	ppm	ppm	ppm	ppm	ppm	ppm
Avg	W **.00808**	**.00779**	**.00025**	**.00009**	**.00265**	**.00013**	**-.00035**	**.01049**	**.00011**	**-.00001**	**.00049**
Stddev	.00162	.00191	.00011	.00008	.00095	.00001	.00038	.01046	.00031	.00071	.00036
%RSD	20.024	24.592	45.855	90.380	36.081	8.6365	109.88	99.699	269.77	6237.1	72.529
#1	.00922	.00643	.00033	.00014	.00332	.00012	-.00008	.00310	.00033	-.00051	.00024
#2	.00693	.00914	.00017	.00003	.00197	.00014	-.00062	.01789	-.00010	.00049	.00075
Check ?	Chk Warn	Chk Pass	Chk Pass	Chk Pass	Chk Pass	Chk Pass	Chk Pass	Chk Pass	Chk Pass	Chk Pass	Chk Pass
High Limit	.00486										
Low Limit	-.00486										

Int. Std.	Y_2243	Y_3600	Y_3774
Units	Cts/S	Cts/S	Cts/S
Avg	**1512.0**	**32578.**	**5766.4**
Stddev	1.2	19.	16.2
%RSD	.07918	.05886	.28139
#1	1512.9	32565.	5777.9
#2	1511.2	32592.	5754.9

Sample Name: ccvl-3907489 Acquired: 5/23/2016 20:51:01 Type: QC
Method: 6500_026(v10) Mode: CONC Corr. Factor: 1.000000
User: kellyca Custom ID1: Custom ID2: Custom ID3:
Comment:

Elem	Ag3280	Al1670	As1890	B_2089	Ba4554	Be3130	Bi2230	Ca3179	Cd2288	Co2286	Cr2055	Cu3247
Units	ppm	ppm	ppm	ppm	ppm	ppm	ppm	ppm	ppm	ppm	ppm	ppm
Avg	**.00983**	**.10644**	**.01458**	**.10820**	**.01022**	**.00102**	**.11652**	**.18781**	**.00544**	**.01076**	**.01090**	**.01378**
Stddev	.00011	.00003	.00142	.00003	.00009	.00011	.00142	.00087	.00011	.00025	.00005	.00019
%RSD	1.0822	.02903	9.7703	.02659	.85915	10.548	1.2228	.46506	2.0346	2.2880	.49550	1.3802
#1	.00991	.10646	.01357	.10822	.01015	.00110	.11551	.18842	.00552	.01093	.01087	.01392
#2	.00976	.10642	.01559	.10818	.01028	.00095	.11753	.18719	.00536	.01058	.01094	.01365
Check ?	Chk Pass	Chk Pass	Chk Pass	Chk Pass	Chk Pass	Chk Pass	Chk Pass	Chk Pass	Chk Pass	Chk Pass	Chk Pass	Chk Pass
Value												
Range												

Elem	Fe2599	K_7664	Li6707	Mg2790	Mn2576	Mo2020	Na5895	Ni2316	P_1782	Pb2203	S_1820	Sb2068
Units	ppm	ppm	ppm	ppm	ppm	ppm	ppm	ppm	ppm	ppm	ppm	ppm
Avg	**.12637**	**3.0608**	**.00980**	**.19699**	**.01003**	**.02111**	**1.0580**	**.04141**	**2.9141**	F **.01299**	**-.00351**	F **.02645**
Stddev	.00413	.0014	.00031	.00007	.00013	.00030	.0042	.00012	.0042	.00020	.00403	.00286
%RSD	3.2660	.04622	3.1381	.03356	1.2827	1.4185	.39473	.30035	.14253	1.5531	114.96	10.823
#1	.12345	3.0598	.01002	.19694	.01012	.02090	1.0550	.04132	2.9170	.01314	-.00636	.02443
#2	.12929	3.0618	.00958	.19704	.00994	.02132	1.0610	.04149	2.9111	.01285	-.00066	.02848
Check ?	Chk Pass	Chk Pass	Chk Pass	Chk Pass	Chk Pass	Chk Pass	Chk Pass	Chk Pass	Chk Pass	Chk Fail	None	Chk Fail
Value										.00900		.02000
Range										30.000%		30.000%

Elem	Se1960	Si2881	Sn1899	Sr4077	Th2837	Ti3349	Tl1908	U_3701	V_2924	Zn2062	Zr3391
Units	ppm	ppm	ppm	ppm	ppm	ppm	ppm	ppm	ppm	ppm	ppm
Avg	F **.02037**	**.50825**	**.10180**	**.00957**	**.01635**	**.00896**	**.01557**	F **.09326**	**.00948**	**.01835**	**.01507**
Stddev	.00313	.00785	.00071	.00003	.00057	.00015	.00075	.02837	.00046	.00211	.00084
%RSD	15.388	1.5442	.70061	.30716	3.4794	1.6706	4.8143	30.422	4.8623	11.499	5.5464
#1	.01815	.51380	.10129	.00955	.01594	.00906	.01504	.07320	.00915	.01686	.01566
#2	.02258	.50270	.10230	.00959	.01675	.00885	.01610	.11333	.00981	.01984	.01448
Check ?	Chk Fail	Chk Pass	Chk Pass	Chk Pass	Chk Pass	Chk Pass	Chk Pass	Chk Fail	Chk Pass	Chk Pass	Chk Pass
Value	.01500							.06000			
Range	30.000%							30.000%			

Int. Std.	Y_2243	Y_3600	Y_3774
Units	Cts/S	Cts/S	Cts/S
Avg	**1522.4**	**32734.**	**5836.7**
Stddev	2.5	18.	66.3
%RSD	.16376	.05556	1.1358
#1	1524.2	32747.	5883.6
#2	1520.6	32722.	5789.8

Sample Name: MB 280-325951/1-A Acquired: 5/23/2016 20:53:44 Type: Unk
Method: 6500_026(v10) Mode: CONC Corr. Factor: 1.000000
User: kellyca Custom ID1: 5/19 Custom ID2: Custom ID3:
Comment: 325951 200.7

Elem	Ag3280	Al1670	As1890	B_2089	Ba4554	Be3130	Bi2230	Ca3179	Cd2288
Line	328.068 {103}	167.079 {502}	189.042 {478}	208.959 {461}	455.403 { 74}	313.042 {108}	223.061 {451}	317.933 {106}	228.802 {447}
Units	ppm	ppm	ppm	ppm	ppm	ppm	ppm	ppm	ppm
Avg	**.00055**	**.00499**	W **.00632**	**.00213**	**.00024**	**-.00001**	**.00203**	**.00139**	**-.00013**
Stddev	.00061	.00042	.00104	.00013	.00000	.00004	.00210	.00070	.00011
%RSD	110.85	8.4970	16.472	6.0899	1.2833	757.71	103.29	50.199	89.113
#1	.00098	.00529	.00558	.00204	.00024	.00003	.00352	.00188	-.00020
#2	.00012	.00469	.00705	.00223	.00025	-.00004	.00055	.00090	-.00005
Check ?	Chk Pass	Chk Pass	Chk Warn	Chk Pass	Chk Pass	Chk Pass	Chk Pass	Chk Pass	Chk Pass
High Limit			.00500						
Low Limit			-.00500						

Elem	Co2286	Cr2055	Cu3247	Fe2599	K_7664	Li6707	Mg2790	Mn2576	Mo2020
Line	228.616 {447}	205.560 {464}	324.754 {104}	259.940 {130}	766.490 { 44}	670.784 { 50}	279.079 {121}2	257.610 {131}	202.030 {467}
Units	ppm	ppm	ppm	ppm	ppm	ppm	ppm	ppm	ppm
Avg	**-.00029**	**-.00015**	**-.00112**	W **.03366**	**.01739**	**-.00096**	**-.00187**	**.00026**	**-.00022**
Stddev	.00004	.00013	.00004	.00252	.02436	.00073	.00577	.00011	.00004
%RSD	13.104	87.656	3.5283	7.4893	140.10	75.478	308.18	42.534	18.164
#1	-.00031	-.00006	-.00110	.03544	.00016	-.00045	-.00595	.00033	-.00024
#2	-.00026	-.00024	-.00115	.03188	.03462	-.00148	.00221	.00018	-.00019
Check ?	Chk Pass	Chk Pass	Chk Pass	Chk Warn	Chk Pass	Chk Pass	Chk Pass	Chk Pass	Chk Pass
High Limit				.03000					
Low Limit				-.05000					

Elem	Na5895	Ni2316	P_1782	Pb2203	S_1820	Sb2068	Se1960	Si2881	Sn1899
Line	589.592 { 57}	231.604 {446}	178.284 {489}	220.353 {453}	182.034 {485}	206.833 {463}	196.090 {472}	288.158 {117}	189.989 {477}
Units	ppm	ppm	ppm	ppm	ppm	ppm	ppm	ppm	ppm
Avg	**.02175**	**.00016**	**.00238**	**.00137**	**.00042**	**.00293**	W **.00979**	**.01717**	**.00090**
Stddev	.00525	.00018	.00153	.00015	.00364	.00192	.00633	.01462	.00171
%RSD	24.149	117.51	64.351	11.119	873.64	65.559	64.651	85.149	190.06
#1	.02547	.00003	.00346	.00148	.00299	.00157	.01427	.00683	.00211
#2	.01804	.00029	.00130	.00127	-.00216	.00429	.00532	.02751	-.00031
Check ?	Chk Pass	Chk Pass	Chk Pass	Chk Pass	Chk Pass	Chk Pass	Chk Warn	Chk Pass	Chk Pass
High Limit							.00500		
Low Limit							-.00500		

Elem	Sr4077	Th2837	Ti3349	Tl1908	U_3701	V_2924	Zn2062	Zr3391
Line	407.771 { 83}	283.730 {119}	334.904 {101}	190.856 {477}	370.152 { 91}	292.402 {115}	206.200 {163}	339.198 { 99}
Units	ppm	ppm	ppm	ppm	ppm	ppm	ppm	ppm
Avg	**.00002**	**.00164**	**.00000**	**.00007**	**.02024**	**-.00054**	**.00137**	**.00057**
Stddev	.00000	.00028	.00035	.00183	.00047	.00050	.00149	.00028
%RSD	19.641	17.122	13866.	2712.1	2.2983	93.196	108.60	48.031
#1	.00003	.00144	-.00025	.00136	.02057	-.00018	.00032	.00077
#2	.00002	.00184	.00025	-.00122	.01991	-.00089	.00243	.00038
Check ?	Chk Pass	Chk Pass	Chk Pass	Chk Pass	Chk Pass	Chk Pass	Chk Pass	Chk Pass
High Limit								
Low Limit								

Int. Std.	Y_2243	Y_3600	Y_3774
Line	224.306 {450}	360.073 { 94}	377.433 { 89}
Units	Cts/S	Cts/S	Cts/S
Avg	**1528.3**	**32970.**	**5842.4**
Stddev	.7	3.	32.8
%RSD	.04324	.00905	.56089
#1	1527.8	32968.	5865.6
#2	1528.8	32972.	5819.2

Sample Name: LCS 280-325951/2-A Acquired: 5/23/2016 20:56:27 Type: Unk
Method: 6500_026(v10) Mode: CONC Corr. Factor: 1.000000
User: kellyca Custom ID1: Custom ID2: Custom ID3:
Comment: 325951 200.7

Elem	Ag3280	Al1670	As1890	B_2089	Ba4554	Be3130	Bi2230	Ca3179	Cd2288
Line	328.068 {103}	167.079 {502}	189.042 {478}	208.959 {461}	455.403 { 74}	313.042 {108}	223.061 {451}	317.933 {106}	228.802 {447}
Units	ppm	ppm	ppm	ppm	ppm	ppm	ppm	ppm	ppm
Avg	**.04824**	**1.9442**	**1.0443**	**1.0754**	**1.9892**	**.05035**	F **2.2430**	**49.030**	**.10418**
Stddev	.00046	.0002	.0004	.0032	.0008	.00019	.0084	.026	.00000
%RSD	.95943	.01037	.03919	.29555	.04023	.38423	.37649	.05273	.00364
#1	.04791	1.9443	1.0440	1.0732	1.9897	.05021	2.2370	49.048	.10418
#2	.04857	1.9441	1.0446	1.0777	1.9886	.05048	2.2489	49.011	.10418
Check ?	Chk Pass	Chk Pass	Chk Pass	Chk Pass	Chk Pass	Chk Pass	Chk Fail	Chk Pass	Chk Pass
High Limit							2.2000		
Low Limit							1.8000		

Elem	Co2286	Cr2055	Cu3247	Fe2599	K_7664	Li6707	Mg2790	Mn2576	Mo2020
Line	228.616 {447}	205.560 {464}	324.754 {104}	259.940 {130}	766.490 { 44}	670.784 { 50}	279.079 {121}2	257.610 {131}	202.030 {467}
Units	ppm	ppm	ppm	ppm	ppm	ppm	ppm	ppm	ppm
Avg	**.51045**	F **.20350**	**.24813**	**.99042**	**51.790**	**1.0725**	**47.497**	**.47570**	**1.0611**
Stddev	.00037	.00105	.00025	.00436	.046	.0007	.109	.00230	.0017
%RSD	.07290	.51425	.09935	.43986	.08961	.06620	.23044	.48450	.16346
#1	.51072	.20424	.24830	.99350	51.757	1.0730	47.575	.47733	1.0623
#2	.51019	.20276	.24796	.98734	51.822	1.0720	47.420	.47407	1.0598
Check ?	Chk Pass	Chk Fail	Chk Pass	Chk Pass	Chk Pass	Chk Pass	Chk Pass	Chk Pass	Chk Pass
High Limit		.05750							
Low Limit		.04300							

Elem	Na8183	Ni2316	P_1782	Pb2203	S_1820	Sb2068	Se1960	Si2881	Sn1899
Line	818.326 { 41}	231.604 {446}	178.284 {489}	220.353 {453}	182.034 {485}	206.833 {463}	196.090 {472}	288.158 {117}	189.989 {477}
Units	ppm	ppm	ppm	ppm	ppm	ppm	ppm	ppm	ppm
Avg	**52.494**	**.49604**	**10.357**	**.51709**	**2.1460**	**.51796**	**2.0450**	**9.8387**	**1.9496**
Stddev	.073	.00087	.015	.00173	.0064	.00243	.0023	.0266	.0009
%RSD	.13819	.17550	.14424	.33452	.29703	.46843	.11242	.27020	.04678
#1	52.443	.49666	10.367	.51831	2.1505	.51624	2.0434	9.8574	1.9502
#2	52.545	.49543	10.346	.51587	2.1415	.51967	2.0467	9.8199	1.9489
Check ?	Chk Pass	Chk Pass	Chk Pass	Chk Pass	Chk Pass	Chk Pass	Chk Pass	Chk Pass	Chk Pass
High Limit									
Low Limit									

Elem	Sr4077	Th2837	Ti3349	Tl1908	U_3701	V_2924	Zn2062	Zr3391
Line	407.771 { 83}	283.730 {119}	334.904 {101}	190.856 {477}	370.152 { 91}	292.402 {115}	206.200 {163}	339.198 { 99}
Units	ppm	ppm	ppm	ppm	ppm	ppm	ppm	ppm
Avg	**.94688**	**.99400**	**.92616**	**1.9826**	**2.1183**	**.46038**	**.46439**	**.48235**
Stddev	.00159	.00567	.00236	.0125	.0339	.00098	.00307	.00407
%RSD	.16782	.57033	.25454	.63149	1.5992	.21277	.66121	.84456
#1	.94575	.99801	.92783	1.9737	2.0944	.46107	.46656	.48523
#2	.94800	.98999	.92449	1.9914	2.1423	.45969	.46222	.47947
Check ?	Chk Pass	Chk Pass	Chk Pass	Chk Pass	Chk Pass	Chk Pass	Chk Pass	Chk Pass
High Limit								
Low Limit								

Int. Std.	Y_2243	Y_3600	Y_3774
Line	224.306 {450}	360.073 { 94}	377.433 { 89}
Units	Cts/S	Cts/S	Cts/S
Avg	**1452.2**	**30973.**	**5744.5**
Stddev	1.3	67.	27.4
%RSD	.08875	.21633	.47718
#1	1451.3	30925.	5725.1
#2	1453.2	31020.	5763.8

Sample Name: 280-83284-B-1-A Acquired: 5/23/2016 20:58:59 Type: Unk
Method: 6500_026(v10) Mode: CONC Corr. Factor: 1.000000
User: kellyca Custom ID1: Custom ID2: Custom ID3:
Comment: 325951 200.7

Elem	Ag3280	Al1670	As1890	B_2089	Ba4554	Be3130	Bi2230	Ca3179	Cd2288
Line	328.068 {103}	167.079 {502}	189.042 {478}	208.959 {461}	455.403 { 74}	313.042 {108}	223.061 {451}	317.933 {106}	228.802 {447}
Units	ppm	ppm	ppm	ppm	ppm	ppm	ppm	ppm	ppm
Avg	**.00036**	**1.4729**	**.00090**	**.01092**	**.01855**	**.00007**	**.00568**	**385.46**	**.00066**
Stddev	.00030	.0003	.00062	.00059	.00019	.00000	.00190	.79	.00002
%RSD	83.433	.01921	68.170	5.4356	1.0330	4.8956	33.410	.20557	3.7364
#1	.00015	1.4731	.00047	.01134	.01842	.00007	.00703	384.90	.00064
#2	.00058	1.4727	.00134	.01050	.01869	.00006	.00434	386.02	.00068
Check ?	Chk Pass	Chk Pass	Chk Pass	Chk Pass	Chk Pass	Chk Pass	Chk Pass	Chk Pass	Chk Pass
High Limit									
Low Limit									

Elem	Co2286	Cr2055	Cu3247	Fe2599	K_7664	Li6707	Mg2790	Mn2576	Mo2020
Line	228.616 {447}	205.560 {464}	324.754 {104}	259.940 {130}	766.490 { 44}	670.784 { 50}	279.079 {121}2	257.610 {131}	202.030 {467}
Units	ppm	ppm	ppm	ppm	ppm	ppm	ppm	ppm	ppm
Avg	**.00228**	**.00128**	**.03895**	**.17777**	**3.4803**	**.01700**	**25.738**	**1.9788**	**.00139**
Stddev	.00049	.00024	.00048	.00136	.0543	.00042	.002	.0012	.00030
%RSD	21.300	19.065	1.2319	.76579	1.5607	2.4743	.00871	.06212	21.937
#1	.00194	.00145	.03862	.17873	3.4419	.01729	25.737	1.9797	.00161
#2	.00262	.00110	.03929	.17681	3.5187	.01670	25.740	1.9780	.00117
Check ?	Chk Pass	Chk Pass	Chk Pass	Chk Pass	Chk Pass	Chk Pass	Chk Pass	Chk Pass	Chk Pass
High Limit									
Low Limit									

Elem	Na8183	Ni2316	P_1782	Pb2203	S_1820	Sb2068	Se1960	Si2881	Sn1899
Line	818.326 { 41}	231.604 {446}	178.284 {489}	220.353 {453}	182.034 {485}	206.833 {463}	196.090 {472}	288.158 {117}	189.989 {477}
Units	ppm	ppm	ppm	ppm	ppm	ppm	ppm	ppm	ppm
Avg	**22.633**	**.00377**	**.00541**	W **-.00310**	F **385.96**	**.00272**	**.00398**	**.33065**	**-.00030**
Stddev	.125	.00029	.00238	.00201	.98	.00164	.00176	.00107	.00138
%RSD	.55261	7.7868	43.947	64.703	.25294	60.272	44.246	.32496	464.57
#1	22.722	.00398	.00373	-.00168	386.65	.00156	.00274	.33141	.00068
#2	22.545	.00357	.00709	-.00452	385.27	.00388	.00523	.32989	-.00127
Check ?	Chk Pass	Chk Pass	Chk Pass	Chk Warn	Chk Fail	Chk Pass	Chk Pass	Chk Pass	Chk Pass
High Limit				10.000	200.00				
Low Limit				-.00300	-.02000				

Elem	Sr4077	Th2837	Ti3349	Tl1908	U_3701	V_2924	Zn2062	Zr3391
Line	407.771 { 83}	283.730 {119}	334.904 {101}	190.856 {477}	370.152 { 91}	292.402 {115}	206.200 {163}	339.198 { 99}
Units	ppm	ppm	ppm	ppm	ppm	ppm	ppm	ppm
Avg	**1.1290**	**.00333**	**.00153**	**.00039**	**-.01833**	**-.00024**	**.01651**	**-.00046**
Stddev	.0054	.00106	.00042	.00017	.01720	.00004	.00009	.00077
%RSD	.47764	31.844	27.089	44.517	93.838	18.061	.53483	167.34
#1	1.1252	.00409	.00124	.00051	-.03049	-.00021	.01657	-.00101
#2	1.1328	.00258	.00183	.00027	-.00617	-.00027	.01645	.00008
Check ?	Chk Pass	Chk Pass	Chk Pass	Chk Pass	Chk Pass	Chk Pass	Chk Pass	Chk Pass
High Limit								
Low Limit								

Int. Std.	Y_2243	Y_3600	Y_3774
Line	224.306 {450}	360.073 { 94}	377.433 { 89}
Units	Cts/S	Cts/S	Cts/S
Avg	**1406.5**	**30079.**	**5643.9**
Stddev	1.1	40.	7.7
%RSD	.07594	.13216	.13591
#1	1405.7	30107.	5649.3
#2	1407.2	30051.	5638.5

Sample Name: 280-83284-B-2-A Acquired: 5/23/2016 21:01:39 Type: Unk
Method: 6500_026(v10) Mode: CONC Corr. Factor: 1.000000
User: kellyca Custom ID1: Custom ID2: Custom ID3:
Comment: 325951 200.7

Elem	Ag3280	Al3092	As1890	B_2089	Ba4554	Be3130	Bi2230	Ca3179	Cd2288
Line	328.068 {103}	309.271 {109}	189.042 {478}	208.959 {461}	455.403 { 74}	313.042 {108}	223.061 {451}	317.933 {106}	228.802 {447}
Units	ppm	ppm	ppm	ppm	ppm	ppm	ppm	ppm	ppm
Avg	**.00114**	**23.315**	**.00682**	**.00596**	**.01370**	**.00413**	**.00285**	**210.26**	**.02841**
Stddev	.00052	.018	.00027	.00063	.00022	.00001	.00139	.45	.00015
%RSD	45.360	.07714	4.0140	10.516	1.5777	.21277	48.744	.21278	.52530
#1	.00077	23.328	.00662	.00640	.01355	.00414	.00187	209.95	.02830
#2	.00151	23.302	.00701	.00552	.01386	.00413	.00384	210.58	.02851
Check ?	Chk Pass	Chk Pass	Chk Pass	Chk Pass	Chk Pass	Chk Pass	Chk Pass	Chk Pass	Chk Pass
High Limit									
Low Limit									

Elem	Co2286	Cr2055	Cu3247	Fe2599	K_7664	Li6707	Mg2790	Mn2576	Mo2020
Line	228.616 {447}	205.560 {464}	324.754 {104}	259.940 {130}	766.490 { 44}	670.784 { 50}	279.079 {121}2	257.610 {131}	202.030 {467}
Units	ppm	ppm	ppm	ppm	ppm	ppm	ppm	ppm	ppm
Avg	**.12123**	**.00149**	**4.5205**	**20.819**	**2.7604**	**.01365**	**28.490**	**7.8399**	**-.00082**
Stddev	.00109	.00005	.0045	.070	.0138	.00018	.098	.0267	.00006
%RSD	.90069	3.2968	.09853	.33812	.50154	1.3022	.34231	.34051	7.6343
#1	.12200	.00146	4.5237	20.769	2.7702	.01352	28.559	7.8588	-.00087
#2	.12046	.00153	4.5174	20.869	2.7506	.01378	28.421	7.8210	-.00078
Check ?	Chk Pass	Chk Pass	Chk Pass	Chk Pass	Chk Pass	Chk Pass	Chk Pass	Chk Pass	Chk Pass
High Limit									
Low Limit									

Elem	Na8183	Ni2316	P_1782	Pb2203	S_1820	Sb2068	Se1960	Si2881	Sn1899
Line	818.326 { 41}	231.604 {446}	178.284 {489}	220.353 {453}	182.034 {485}	206.833 {463}	196.090 {472}	288.158 {117}	189.989 {477}
Units	ppm	ppm	ppm	ppm	ppm	ppm	ppm	ppm	ppm
Avg	**12.329**	**.13167**	**.00925**	**.01338**	F **298.70**	**.00030**	**.00590**	**10.541**	**-.00002**
Stddev	.171	.00046	.00081	.00255	1.22	.00335	.00403	.003	.00074
%RSD	1.3887	.35153	8.7266	19.056	.40872	1115.1	68.258	.02626	4127.0
#1	12.450	.13200	.00983	.01519	299.57	-.00207	.00875	10.539	.00050
#2	12.208	.13134	.00868	.01158	297.84	.00267	.00305	10.543	-.00054
Check ?	Chk Pass	Chk Pass	Chk Pass	Chk Pass	Chk Fail	Chk Pass	Chk Pass	Chk Pass	Chk Pass
High Limit					200.00				
Low Limit					-.02000				

Elem	Sr4077	Th2837	Ti3349	Tl1908	U_3701	V_2924	Zn2062	Zr3391
Line	407.771 { 83}	283.730 {119}	334.904 {101}	190.856 {477}	370.152 { 91}	292.402 {115}	206.200 {163}	339.198 { 99}
Units	ppm	ppm	ppm	ppm	ppm	ppm	ppm	ppm
Avg	**.79538**	**.00305**	**.00087**	**.00062**	**-.03647**	**-.00004**	**2.8710**	**.00088**
Stddev	.00007	.00066	.00000	.00141	.03061	.00015	.0095	.00032
%RSD	.00872	21.751	.27685	229.30	83.935	363.81	.33068	36.645
#1	.79543	.00258	.00088	-.00038	-.01483	.00007	2.8777	.00065
#2	.79533	.00352	.00087	.00161	-.05812	-.00015	2.8643	.00111
Check ?	Chk Pass	Chk Pass	Chk Pass	Chk Pass	Chk Pass	Chk Pass	Chk Pass	Chk Pass
High Limit								
Low Limit								

Int. Std.	Y_2243	Y_3600	Y_3774
Line	224.306 {450}	360.073 { 94}	377.433 { 89}
Units	Cts/S	Cts/S	Cts/S
Avg	**1476.3**	**31639.**	**5872.6**
Stddev	1.9	35.	4.2
%RSD	.13185	.11152	.07144
#1	1474.9	31614.	5875.5
#2	1477.7	31664.	5869.6

Sample Name: 280-83291-B-1-A Acquired: 5/23/2016 21:04:17 Type: Unk
Method: 6500_026(v10) Mode: CONC Corr. Factor: 1.000000
User: kellyca Custom ID1: Custom ID2: Custom ID3:
Comment: 325951 200.7

Elem	Ag3280	Al1670	As1890	B_2089	Ba4554	Be3130	Bi2230	Ca3179	Cd2288
Line	328.068 {103}	167.079 {502}	189.042 {478}	208.959 {461}	455.403 { 74}	313.042 {108}	223.061 {451}	317.933 {106}	228.802 {447}
Units	ppm	ppm	ppm	ppm	ppm	ppm	ppm	ppm	ppm
Avg	**.00059**	**.78653**	**.00343**	**.11668**	**.91157**	**-.00002**	**-.00044**	**84.464**	**-.00006**
Stddev	.00041	.00412	.00584	.00002	.00267	.00005	.00042	.234	.00010
%RSD	68.643	.52382	170.30	.01791	.29315	200.14	96.916	.27655	161.61
#1	.00030	.78944	.00755	.11670	.90968	-.00006	-.00073	84.299	.00001
#2	.00088	.78361	-.00070	.11667	.91346	.00001	-.00014	84.629	-.00014
Check ?	Chk Pass	Chk Pass	Chk Pass	Chk Pass	Chk Pass	Chk Pass	Chk Pass	Chk Pass	Chk Pass
High Limit									
Low Limit									

Elem	Co2286	Cr2055	Cu3247	Fe2599	K_7664	Li6707	Mg2790	Mn2576	Mo2020
Line	228.616 {447}	205.560 {464}	324.754 {104}	259.940 {130}	766.490 { 44}	670.784 { 50}	279.079 {121}2	257.610 {131}	202.030 {467}
Units	ppm	ppm	ppm	ppm	ppm	ppm	ppm	ppm	ppm
Avg	**.00370**	**.08426**	**.00652**	**.30998**	**80.996**	**.09412**	**.41007**	**.01007**	**.03384**
Stddev	.00006	.00001	.00019	.00352	.155	.00013	.00019	.00011	.00002
%RSD	1.6252	.00902	2.8696	1.1363	.19104	.14026	.04674	1.1408	.07222
#1	.00365	.08426	.00665	.31248	80.887	.09421	.40993	.01015	.03382
#2	.00374	.08425	.00638	.30749	81.106	.09402	.41020	.00999	.03386
Check ?	Chk Pass	Chk Pass	Chk Pass	Chk Pass	Chk Pass	Chk Pass	Chk Pass	Chk Pass	Chk Pass
High Limit									
Low Limit									

Elem	Na8183	Ni2316	P_1782	Pb2203	S_1820	Sb2068	Se1960	Si2881	Sn1899
Line	818.326 { 41}	231.604 {446}	178.284 {489}	220.353 {453}	182.034 {485}	206.833 {463}	196.090 {472}	288.158 {117}	189.989 {477}
Units	ppm	ppm	ppm	ppm	ppm	ppm	ppm	ppm	ppm
Avg	**72.870**	**.00225**	**.02390**	**.00086**	**34.671**	**.00175**	**.01501**	**8.4715**	**-.00007**
Stddev	.304	.00027	.00129	.00150	.126	.00068	.01035	.0140	.00057
%RSD	.41667	11.784	5.4049	173.13	.36210	39.237	68.992	.16530	805.11
#1	72.656	.00207	.02299	.00192	34.760	.00126	.02233	8.4616	-.00048
#2	73.085	.00244	.02481	-.00019	34.583	.00223	.00769	8.4814	.00034
Check ?	Chk Pass	Chk Pass	Chk Pass	Chk Pass	Chk Pass	Chk Pass	Chk Pass	Chk Pass	Chk Pass
High Limit									
Low Limit									

Elem	Sr4077	Th2837	Ti3349	Tl1908	U_3701	V_2924	Zn2062	Zr3391
Line	407.771 { 83}	283.730 {119}	334.904 {101}	190.856 {477}	370.152 { 91}	292.402 {115}	206.200 {163}	339.198 { 99}
Units	ppm	ppm	ppm	ppm	ppm	ppm	ppm	ppm
Avg	**4.5290**	**.00322**	**.01033**	**.00142**	**-.01534**	**.02259**	**.00044**	**.00112**
Stddev	.0013	.00017	.00028	.00089	.02171	.00040	.00020	.00051
%RSD	.02969	5.2745	2.7429	62.768	141.54	1.7642	44.199	45.523
#1	4.5300	.00334	.01053	.00205	-.03069	.02231	.00030	.00148
#2	4.5281	.00310	.01013	.00079	.00001	.02287	.00058	.00076
Check ?	Chk Pass	Chk Pass	Chk Pass	Chk Pass	Chk Pass	Chk Pass	Chk Pass	Chk Pass
High Limit								
Low Limit								

Int. Std.	Y_2243	Y_3600	Y_3774
Line	224.306 {450}	360.073 { 94}	377.433 { 89}
Units	Cts/S	Cts/S	Cts/S
Avg	**1458.4**	**30973.**	**5803.2**
Stddev	.4	19.	32.6
%RSD	.02849	.06242	.56215
#1	1458.7	30987.	5826.2
#2	1458.1	30959.	5780.1

Sample Name: 280-83291-B-2-A Acquired: 5/23/2016 21:07:04 Type: Unk
Method: 6500_026(v10) Mode: CONC Corr. Factor: 1.000000
User: kellyca Custom ID1: Custom ID2: Custom ID3:
Comment: 325951 200.7

Elem	Ag3280	Al1670	As1890	B_2089	Ba4554	Be3130	Bi2230	Ca3179	Cd2288
Line	328.068 {103}	167.079 {502}	189.042 {478}	208.959 {461}	455.403 { 74}	313.042 {108}	223.061 {451}	317.933 {106}	228.802 {447}
Units	ppm	ppm	ppm	ppm	ppm	ppm	ppm	ppm	ppm
Avg	**.00060**	**.72363**	**.00242**	**.11600**	**.84644**	**.00004**	**-.00052**	**78.354**	**.00008**
Stddev	.00000	.00296	.00253	.00105	.00001	.00007	.00118	.296	.00022
%RSD	.60849	.40930	104.40	.90135	.00087	194.47	224.05	.37809	278.42
#1	.00061	.72572	.00421	.11674	.84645	.00009	-.00136	78.144	-.00008
#2	.00060	.72154	.00063	.11526	.84644	-.00001	.00031	78.563	.00023
Check ?	Chk Pass	Chk Pass	Chk Pass	Chk Pass	Chk Pass	Chk Pass	Chk Pass	Chk Pass	Chk Pass
High Limit									
Low Limit									

Elem	Co2286	Cr2055	Cu3247	Fe2599	K_7664	Li6707	Mg2790	Mn2576	Mo2020
Line	228.616 {447}	205.560 {464}	324.754 {104}	259.940 {130}	766.490 { 44}	670.784 { 50}	279.079 {121}2	257.610 {131}	202.030 {467}
Units	ppm	ppm	ppm	ppm	ppm	ppm	ppm	ppm	ppm
Avg	**.00366**	**.08491**	**.00563**	**.24669**	**80.728**	**.09247**	**.37045**	**.00798**	**.03457**
Stddev	.00033	.00027	.00006	.00168	.093	.00049	.00018	.00008	.00035
%RSD	9.0105	.31700	1.0396	.68225	.11555	.53300	.04916	1.0402	1.0147
#1	.00389	.08510	.00567	.24550	80.794	.09212	.37058	.00804	.03432
#2	.00342	.08472	.00559	.24788	80.662	.09282	.37032	.00792	.03482
Check ?	Chk Pass	Chk Pass	Chk Pass	Chk Pass	Chk Pass	Chk Pass	Chk Pass	Chk Pass	Chk Pass
High Limit									
Low Limit									

Elem	Na8183	Ni2316	P_1782	Pb2203	S_1820	Sb2068	Se1960	Si2881	Sn1899
Line	818.326 { 41}	231.604 {446}	178.284 {489}	220.353 {453}	182.034 {485}	206.833 {463}	196.090 {472}	288.158 {117}	189.989 {477}
Units	ppm	ppm	ppm	ppm	ppm	ppm	ppm	ppm	ppm
Avg	**72.637**	**.00210**	**.02198**	**.00034**	**34.423**	**.00151**	**.01191**	**8.1643**	**-.00178**
Stddev	.034	.00016	.00067	.00055	.159	.00117	.00480	.0061	.00183
%RSD	.04635	7.3929	3.0443	159.70	.46044	77.770	40.307	.07504	102.55
#1	72.613	.00199	.02246	-.00004	34.535	.00234	.00851	8.1686	-.00308
#2	72.661	.00221	.02151	.00073	34.311	.00068	.01530	8.1599	-.00049
Check ?	Chk Pass	Chk Pass	Chk Pass	Chk Pass	Chk Pass	Chk Pass	Chk Pass	Chk Pass	Chk Pass
High Limit									
Low Limit									

Elem	Sr4077	Th2837	Ti3349	Tl1908	U_3701	V_2924	Zn2062	Zr3391
Line	407.771 { 83}	283.730 {119}	334.904 {101}	190.856 {477}	370.152 { 91}	292.402 {115}	206.200 {163}	339.198 { 99}
Units	ppm	ppm	ppm	ppm	ppm	ppm	ppm	ppm
Avg	**4.2948**	**.00248**	**.00757**	**.00236**	**-.01908**	**.02223**	**.00164**	**-.00057**
Stddev	.0560	.00108	.00002	.00139	.00354	.00008	.00111	.00164
%RSD	1.3035	43.529	.29482	58.926	18.573	.37335	67.742	288.64
#1	4.2552	.00324	.00756	.00334	-.01657	.02228	.00242	.00059
#2	4.3344	.00172	.00759	.00138	-.02158	.02217	.00085	-.00172
Check ?	Chk Pass	Chk Pass	Chk Pass	Chk Pass	Chk Pass	Chk Pass	Chk Pass	Chk Pass
High Limit								
Low Limit								

Int. Std.	Y_2243	Y_3600	Y_3774
Line	224.306 {450}	360.073 { 94}	377.433 { 89}
Units	Cts/S	Cts/S	Cts/S
Avg	**1448.8**	**30882.**	**5784.5**
Stddev	3.5	30.	14.4
%RSD	.24185	.09806	.24821
#1	1446.3	30861.	5794.7
#2	1451.2	30904.	5774.4

Sample Name: 280-83311-B-1-A Acquired: 5/23/2016 21:09:49 Type: Unk
Method: 6500_026(v10) Mode: CONC Corr. Factor: 1.000000
User: kellyca Custom ID1: Custom ID2: Custom ID3:
Comment: 325951 200.7

Elem	Ag3280	Al1670	As1890	B_2089	Ba4554	Be3130	Bi2230	Ca3179	Cd2288
Line	328.068 {103}	167.079 {502}	189.042 {478}	208.959 {461}	455.403 { 74}	313.042 {108}	223.061 {451}	317.933 {106}	228.802 {447}
Units	ppm	ppm	ppm	ppm	ppm	ppm	ppm	ppm	ppm
Avg	**.00033**	**.46449**	**.00089**	**.03575**	**.07998**	**-.00000**	**.00080**	**125.51**	**-.00001**
Stddev	.00051	.00093	.00208	.00083	.00003	.00002	.00100	.07	.00013
%RSD	153.74	.19956	234.87	2.3320	.03885	2129.3	124.59	.05899	937.62
#1	-.00003	.46384	-.00059	.03516	.08001	-.00001	.00010	125.57	-.00011
#2	.00070	.46515	.00236	.03634	.07996	.00001	.00151	125.46	.00008
Check ?	Chk Pass	Chk Pass	Chk Pass	Chk Pass	Chk Pass	Chk Pass	Chk Pass	Chk Pass	Chk Pass
High Limit									
Low Limit									

Elem	Co2286	Cr2055	Cu3247	Fe2599	K_7664	Li6707	Mg2790	Mn2576	Mo2020
Line	228.616 {447}	205.560 {464}	324.754 {104}	259.940 {130}	766.490 { 44}	670.784 { 50}	279.079 {121}2	257.610 {131}	202.030 {467}
Units	ppm	ppm	ppm	ppm	ppm	ppm	ppm	ppm	ppm
Avg	**.00145**	**.00094**	**-.00028**	**.45413**	**2.6095**	**.02290**	**46.545**	**.01391**	**.00010**
Stddev	.00003	.00018	.00017	.00027	.0388	.00042	.336	.00013	.00009
%RSD	1.9283	19.288	60.297	.05898	1.4859	1.8337	.72187	.93282	97.351
#1	.00147	.00106	-.00016	.45394	2.6369	.02320	46.308	.01382	.00003
#2	.00143	.00081	-.00040	.45432	2.5820	.02260	46.783	.01400	.00016
Check ?	Chk Pass	Chk Pass	Chk Pass	Chk Pass	Chk Pass	Chk Pass	Chk Pass	Chk Pass	Chk Pass
High Limit									
Low Limit									

Elem	Na8183	Ni2316	P_1782	Pb2203	S_1820	Sb2068	Se1960	Si2881	Sn1899
Line	818.326 { 41}	231.604 {446}	178.284 {489}	220.353 {453}	182.034 {485}	206.833 {463}	196.090 {472}	288.158 {117}	189.989 {477}
Units	ppm	ppm	ppm	ppm	ppm	ppm	ppm	ppm	ppm
Avg	**180.23**	**.00134**	**.02053**	**-.00003**	**94.701**	**.00162**	**.00613**	**7.7855**	**-.00084**
Stddev	.66	.00001	.00482	.00049	.381	.00046	.00695	.0546	.00042
%RSD	.36597	.65627	23.500	1614.3	.40272	28.250	113.42	.70142	50.628
#1	180.69	.00134	.02394	-.00037	94.970	.00130	.01104	7.8241	-.00114
#2	179.76	.00133	.01712	.00031	94.431	.00194	.00121	7.7468	-.00054
Check ?	Chk Pass	Chk Pass	Chk Pass	Chk Pass	Chk Pass	Chk Pass	Chk Pass	Chk Pass	Chk Pass
High Limit									
Low Limit									

Elem	Sr4077	Th2837	Ti3349	Tl1908	U_3701	V_2924	Zn2062	Zr3391
Line	407.771 { 83}	283.730 {119}	334.904 {101}	190.856 {477}	370.152 { 91}	292.402 {115}	206.200 {163}	339.198 { 99}
Units	ppm	ppm	ppm	ppm	ppm	ppm	ppm	ppm
Avg	**1.8731**	**.00029**	**.01462**	**.00150**	**.02008**	**.00142**	**.00073**	**.00091**
Stddev	.0031	.00053	.00041	.00030	.00498	.00049	.00162	.00008
%RSD	.16718	185.36	2.7792	20.055	24.820	34.809	223.83	9.1708
#1	1.8709	-.00009	.01491	.00129	.01656	.00107	.00187	.00085
#2	1.8753	.00066	.01433	.00172	.02360	.00177	-.00042	.00097
Check ?	Chk Pass	Chk Pass	Chk Pass	Chk Pass	Chk Pass	Chk Pass	Chk Pass	Chk Pass
High Limit								
Low Limit								

Int. Std.	Y_2243	Y_3600	Y_3774
Line	224.306 {450}	360.073 { 94}	377.433 { 89}
Units	Cts/S	Cts/S	Cts/S
Avg	**1417.2**	**30009.**	**5726.4**
Stddev	.4	136.	17.0
%RSD	.03155	.45385	.29771
#1	1416.8	30105.	5714.3
#2	1417.5	29913.	5738.4

Sample Name: ccvh-3900196 Acquired: 5/23/2016 21:12:30 Type: QC
Method: 6500_026(v10) Mode: CONC Corr. Factor: 1.000000
User: kellyca Custom ID1: Custom ID2: Custom ID3:
Comment:

Elem	Ag3280	Al3092	As1890	B_2089	Ba4554	Be3130	Bi2230	Ca3179	Cd2288	Co2286	Cr2055	Cu3247	Fe2714
Units	ppm	ppm	ppm	ppm	ppm	ppm	ppm	ppm	ppm	ppm	ppm	ppm	ppm
Avg	**.00087**	**47.985**	**.00072**	**.00393**	**.00193**	**.00130**	**1.0498**	**-.00965**	**.00069**	**.00497**	**.00071**	**.00590**	**48.134**
Stddev	.00011	.090	.00283	.00064	.00002	.00003	.0000	.00784	.00000	.00003	.00012	.00040	.129
%RSD	12.169	.18828	393.20	16.229	1.0623	2.2100	.00232	81.276	.30236	.50702	16.669	6.7404	.26879
#1	.00094	48.049	-.00128	.00438	.00191	.00128	1.0497	-.00410	.00069	.00499	.00080	.00619	48.043
#2	.00080	47.921	.00272	.00348	.00194	.00132	1.0498	-.01520	.00069	.00495	.00063	.00562	48.225
Check ?	None	Chk Pass	None	None	None	None	Chk Pass	None	None	None	None	None	Chk Pass
Value													
Range													

Elem	K_7664	Li6707	Mg2790	Mn2576	Mo2020	Na8183	Ni2316	P_1782	Pb2203	S_1820	Sb2068	Se1960	Si2881
Units	ppm	ppm	ppm	ppm	ppm	ppm	ppm	ppm	ppm	ppm	ppm	ppm	ppm
Avg	**.21652**	**.00301**	**.22042**	**.00111**	**-.00126**	**253.78**	**.00158**	**.00582**	**.00065**	**4.9882**	**.00116**	**.01642**	**.01308**
Stddev	.02397	.00089	.00638	.00002	.00041	.53	.00028	.00269	.00000	.0047	.00004	.01073	.01576
%RSD	11.069	29.750	2.8925	1.3649	32.322	.20733	17.523	46.282	.35877	.09509	3.3795	65.353	120.52
#1	.23347	.00237	.22493	.00112	-.00155	254.16	.00178	.00772	.00065	4.9849	.00119	.00883	.00193
#2	.19958	.00364	.21591	.00110	-.00097	253.41	.00139	.00391	.00065	4.9916	.00114	.02401	.02422
Check ?	None	None	None	None	None	Chk Pass	None	None	None	Chk Pass	None	None	None
Value													
Range													

Elem	Sn1899	Sr4077	Th2837	Ti3349	Tl1908	U_3701	V_2924	Zn2062	Zr3391
Units	ppm	ppm	ppm	ppm	ppm	ppm	ppm	ppm	ppm
Avg	**.00309**	**.00219**	**4.9840**	**.02636**	**.00152**	**10.326**	**-.01496**	**-.00085**	**-.01302**
Stddev	.00175	.00007	.0040	.00008	.00289	.029	.00037	.00051	.00127
%RSD	56.613	3.2111	.07967	.30791	190.40	.27878	2.4627	59.828	9.7609
#1	.00433	.00224	4.9812	.02642	-.00053	10.347	-.01522	-.00121	-.01212
#2	.00185	.00214	4.9868	.02631	.00356	10.306	-.01470	-.00049	-.01392
Check ?	None	None	Chk Pass	None	None	Chk Pass	None	None	None
Value									
Range									

Int. Std.	Y_2243	Y_3600	Y_3774
Units	Cts/S	Cts/S	Cts/S
Avg	**1485.0**	**30934.**	**5908.2**
Stddev	5.9	14.	26.0
%RSD	.39748	.04369	.44073
#1	1489.1	30924.	5889.8
#2	1480.8	30944.	5926.6

Sample Name: ccv-3900195 Acquired: 5/23/2016 21:15:17 Type: QC
Method: 6500_026(v10) Mode: CONC Corr. Factor: 1.000000
User: kellyca Custom ID1: Custom ID2: Custom ID3:
Comment:

Elem	Ag3280	Al1670	As1890	B_2089	Ba4554	Be3130	Bi2230	Ca3179	Cd2288	Co2286	Cr2055	Cu3247	Fe2599	K_7664
Units	ppm	ppm	ppm	ppm	ppm	ppm	ppm	ppm	ppm	ppm	ppm	ppm	ppm	ppm
Avg	**.48380**	**.52665**	**1.0296**	**.54903**	**.49688**	**.50278**	**.00323**	**4.9727**	**.52550**	**.52175**	**.51117**	**.48975**	**2.5064**	**50.173**
Stddev	.00071	.00104	.0034	.00208	.00075	.00069	.00024	.0259	.00091	.00220	.00235	.00016	.0043	.045
%RSD	.14695	.19678	.32620	.37913	.15066	.13771	7.3782	.52066	.17249	.42140	.46042	.03218	.17073	.08984
#1	.48330	.52738	1.0320	.55050	.49741	.50327	.00340	4.9910	.52615	.52331	.51283	.48963	2.5095	50.205
#2	.48431	.52591	1.0273	.54756	.49635	.50229	.00307	4.9544	.52486	.52020	.50951	.48986	2.5034	50.141
Check ?	Chk Pass	Chk Pass	Chk Pass	Chk Pass	Chk Pass	Chk Pass	None	Chk Pass	Chk Pass	Chk Pass	Chk Pass	Chk Pass	Chk Pass	Chk Pass
Value														
Range														

Elem	Li6707	Mg2790	Mn2576	Mo2020	Na5895	Ni2316	P_1782	Pb2203	S_1820	Sb2068	Se1960	Si2881	Sn1899	Sr4077
Units	ppm	ppm	ppm	ppm	ppm	ppm	ppm	ppm	ppm	ppm	ppm	ppm	ppm	ppm
Avg	**1.0334**	**19.416**	**.49359**	**.51675**	**5.2278**	**.50800**	**1.0199**	**1.0583**	**.00556**	**1.0063**	**1.0351**	**4.9856**	**1.0053**	**.47429**
Stddev	.0040	.026	.00020	.00214	.0036	.00109	.0078	.0049	.00140	.0074	.0117	.0104	.0044	.00052
%RSD	.39194	.13366	.04117	.41476	.06877	.21489	.76552	.46678	25.189	.73895	1.1263	.20906	.43438	.10969
#1	1.0363	19.435	.49373	.51827	5.2303	.50878	1.0254	1.0618	.00457	1.0116	1.0433	4.9783	1.0084	.47466
#2	1.0305	19.398	.49344	.51523	5.2252	.50723	1.0144	1.0548	.00655	1.0010	1.0269	4.9930	1.0023	.47392
Check ?	Chk Pass	Chk Pass	Chk Pass	Chk Pass	Chk Pass	Chk Pass	Chk Pass	Chk Pass	None	Chk Pass	Chk Pass	Chk Pass	Chk Pass	Chk Pass
Value														
Range														

Elem	Th2837	Ti3349	Tl1908	U_3701	V_2924	Zn2062	Zr3391
Units	ppm	ppm	ppm	ppm	ppm	ppm	ppm
Avg	**.00594**	**.46747**	**1.0416**	**.02405**	**.46754**	**.48805**	**.49607**
Stddev	.00079	.00067	.0024	.01612	.00043	.00253	.00066
%RSD	13.241	.14416	.22689	67.034	.09270	.51857	.13221
#1	.00538	.46795	1.0399	.01265	.46784	.48984	.49560
#2	.00649	.46699	1.0433	.03545	.46723	.48626	.49653
Check ?	None	Chk Pass	Chk Pass	None	Chk Pass	Chk Pass	Chk Pass
Value							
Range							

Int. Std.	Y_2243	Y_3600	Y_3774
Units	Cts/S	Cts/S	Cts/S
Avg	**1520.9**	**32040.**	**6003.6**
Stddev	1.1	118.	18.0
%RSD	.06921	.36829	.29986
#1	1521.7	32123.	5990.9
#2	1520.2	31956.	6016.3

Sample Name: ccb Acquired: 5/23/2016 21:17:52 Type: QC
Method: 6500_026(v10) Mode: CONC Corr. Factor: 1.000000
User: kellyca Custom ID1: Custom ID2: Custom ID3:
Comment:

Elem	Ag3280	Al1670	As1890	B_2089	Ba4554	Be3130	Bi2230	Ca3179	Cd2288	Co2286	Cr2055
Units	ppm	ppm	ppm	ppm	ppm	ppm	ppm	ppm	ppm	ppm	ppm
Avg	**.00056**	**-.00078**	**.00234**	W **.00229**	**.00019**	**.00008**	**-.00008**	**-.00563**	**-.00007**	**.00006**	**.00012**
Stddev	.00000	.00057	.00540	.00097	.00002	.00006	.00013	.00067	.00019	.00008	.00031
%RSD	.17370	72.432	231.11	42.199	9.7011	77.491	156.89	11.907	283.75	119.67	256.42
#1	.00055	-.00038	.00615	.00297	.00021	.00012	-.00017	-.00515	-.00020	.00012	.00034
#2	.00056	-.00118	-.00148	.00160	.00018	.00003	.00001	-.00610	.00007	.00001	-.00010
Check ?	Chk Pass	Chk Pass	Chk Pass	Chk Warn	Chk Pass	Chk Pass	None	Chk Pass	Chk Pass	Chk Pass	Chk Pass
High Limit				.00156							
Low Limit				-.00156							

Elem	Cu3247	Fe2599	K_7664	Li6707	Mg2790	Mn2576	Mo2020	Na5895	Ni2316	P_1782	Pb2203
Units	ppm	ppm	ppm	ppm	ppm	ppm	ppm	ppm	ppm	ppm	ppm
Avg	W **-.00180**	**.01191**	**.05455**	**-.00077**	**.00381**	**.00010**	**.00011**	**.03783**	**-.00002**	**.00260**	**.00088**
Stddev	.00009	.00105	.00180	.00043	.00219	.00003	.00018	.00244	.00028	.00157	.00417
%RSD	4.9970	8.7789	3.2934	56.318	57.367	26.601	163.82	6.4403	1769.2	60.210	476.33
#1	-.00174	.01117	.05328	-.00107	.00536	.00012	.00024	.03955	.00018	.00149	-.00207
#2	-.00187	.01265	.05582	-.00046	.00227	.00008	-.00002	.03610	-.00021	.00371	.00383
Check ?	Chk Warn	Chk Pass	Chk Pass	Chk Pass	Chk Pass	Chk Pass	Chk Pass	Chk Pass	Chk Pass	Chk Pass	Chk Pass
High Limit	.00136										
Low Limit	-.00136										

Elem	S_1820	Sb2068	Se1960	Si2881	Sn1899	Sr4077	Th2837	Ti3349	Tl1908	U_3701	V_2924
Units	ppm	ppm	ppm	ppm	ppm	ppm	ppm	ppm	ppm	ppm	ppm
Avg	**.00080**	W **.00500**	F **.01348**	**.00466**	**-.00035**	**.00011**	**.00218**	**.00010**	**.00325**	**.01900**	**.00027**
Stddev	.00526	.00013	.00415	.00090	.00003	.00001	.00069	.00010	.00035	.01116	.00002
%RSD	657.02	2.6357	30.767	19.254	9.2638	5.7346	31.692	101.60	10.791	58.765	7.1691
#1	.00452	.00490	.01641	.00403	-.00037	.00012	.00267	.00016	.00349	.02689	.00026
#2	-.00292	.00509	.01055	.00530	-.00032	.00011	.00169	.00003	.00300	.01110	.00028
Check ?	None	Chk Warn	Chk Fail	Chk Pass	Chk Pass	Chk Pass	Chk Pass	Chk Pass	Chk Pass	Chk Pass	Chk Pass
High Limit		.00314	.00972								
Low Limit		-.00314	-.00972								

Elem	Zn2062	Zr3391
Units	ppm	ppm
Avg	**-.00014**	**.00050**
Stddev	.00065	.00002
%RSD	477.50	4.1265
#1	-.00059	.00051
#2	.00032	.00048
Check ?	Chk Pass	Chk Pass
High Limit		
Low Limit		

Int. Std.	Y_2243	Y_3600	Y_3774
Units	Cts/S	Cts/S	Cts/S
Avg	**1521.2**	**31957.**	**6054.1**
Stddev	6.3	1056.	10.6
%RSD	.41302	3.3058	.17431
#1	1525.6	31210.	6061.6
#2	1516.7	32704.	6046.7

Sample Name: ccvl-3907489 Acquired: 5/23/2016 21:20:37 Type: QC
Method: 6500_026(v10) Mode: CONC Corr. Factor: 1.000000
User: kellyca Custom ID1: Custom ID2: Custom ID3:
Comment:

Elem	Ag3280	Al1670	As1890	B_2089	Ba4554	Be3130	Bi2230	Ca3179	Cd2288	Co2286	Cr2055	Cu3247
Units	ppm	ppm	ppm	ppm	ppm	ppm	ppm	ppm	ppm	ppm	ppm	ppm
Avg	**.01014**	**.10715**	**.01709**	**.10500**	**.01027**	**.00102**	**.11526**	**.19064**	**.00500**	**.01050**	**.01064**	**.01323**
Stddev	.00004	.00153	.00197	.00064	.00014	.00001	.00152	.00415	.00017	.00004	.00023	.00026
%RSD	.40528	1.4314	11.541	.61072	1.3784	1.1057	1.3164	2.1761	3.3481	.40242	2.1614	1.9327
#1	.01017	.10823	.01848	.10455	.01017	.00102	.11634	.18770	.00488	.01047	.01080	.01341
#2	.01011	.10606	.01569	.10546	.01037	.00101	.11419	.19357	.00511	.01053	.01048	.01305
Check ?	Chk Pass	Chk Pass	Chk Pass	Chk Pass	Chk Pass	Chk Pass	Chk Pass	Chk Pass	Chk Pass	Chk Pass	Chk Pass	Chk Pass
Value												
Range												

Elem	Fe2599	K_7664	Li6707	Mg2790	Mn2576	Mo2020	Na5895	Ni2316	P_1782	Pb2203	S_1820	Sb2068
Units	ppm	ppm	ppm	ppm	ppm	ppm	ppm	ppm	ppm	ppm	ppm	ppm
Avg	F **.14872**	**2.9708**	**.00999**	**.19684**	**.01020**	**.02100**	**1.0446**	**.04197**	**2.8867**	**.00966**	**.00163**	**.02180**
Stddev	.00115	.0154	.00017	.00089	.00005	.00008	.0042	.00070	.0195	.00239	.00212	.00170
%RSD	.77346	.51763	1.7004	.44972	.48492	.39547	.40057	1.6690	.67521	24.748	129.97	7.7891
#1	.14954	2.9817	.01011	.19622	.01017	.02105	1.0475	.04147	2.9005	.01135	.00314	.02300
#2	.14791	2.9599	.00987	.19747	.01024	.02094	1.0416	.04247	2.8729	.00797	.00013	.02060
Check ?	Chk Fail	Chk Pass	Chk Pass	Chk Pass	Chk Pass	Chk Pass	Chk Pass	Chk Pass	Chk Pass	Chk Pass	None	Chk Pass
Value	.10000											
Range	30.000%											

Elem	Se1960	Si2881	Sn1899	Sr4077	Th2837	Ti3349	Tl1908	U_3701	V_2924	Zn2062	Zr3391
Units	ppm	ppm	ppm	ppm	ppm	ppm	ppm	ppm	ppm	ppm	ppm
Avg	**.01901**	**.49260**	**.10047**	**.00946**	**.01651**	**.00970**	**.01626**	F **.09452**	**.00920**	**.01878**	**.01583**
Stddev	.00598	.00025	.00130	.00001	.00105	.00026	.00100	.01540	.00073	.00109	.00191
%RSD	31.487	.05160	1.2910	.15171	6.3675	2.6752	6.1431	16.289	7.9392	5.7781	12.076
#1	.01477	.49278	.10139	.00947	.01725	.00988	.01697	.08363	.00868	.01801	.01447
#2	.02324	.49242	.09956	.00945	.01577	.00952	.01555	.10541	.00972	.01955	.01718
Check ?	Chk Pass	Chk Pass	Chk Pass	Chk Pass	Chk Pass	Chk Pass	Chk Pass	Chk Fail	Chk Pass	Chk Pass	Chk Pass
Value								.06000			
Range								30.000%			

Int. Std.	Y_2243	Y_3600	Y_3774
Units	Cts/S	Cts/S	Cts/S
Avg	**1531.7**	**32687.**	**6108.2**
Stddev	1.9	52.	17.4
%RSD	.12291	.15956	.28415
#1	1530.4	32724.	6120.4
#2	1533.1	32650.	6095.9

Sample Name: 280-83311-B-2-A Acquired: 5/23/2016 21:23:21 Type: Unk
Method: 6500_026(v10) Mode: CONC Corr. Factor: 1.000000
User: kellyca Custom ID1: Custom ID2: Custom ID3:
Comment: 325951 200.7

Elem	Ag3280	Al1670	As1890	B_2089	Ba4554	Be3130	Bi2230	Ca3179	Cd2288
Line	328.068 {103}	167.079 {502}	189.042 {478}	208.959 {461}	455.403 { 74}	313.042 {108}	223.061 {451}	317.933 {106}	228.802 {447}
Units	ppm	ppm	ppm	ppm	ppm	ppm	ppm	ppm	ppm
Avg	**.00006**	**.48953**	**.00545**	**.03548**	**.07914**	**-.00001**	**.00227**	**124.19**	**.00007**
Stddev	.00010	.00528	.00380	.00005	.00007	.00007	.00181	.05	.00010
%RSD	176.35	1.0782	69.731	.13413	.08258	1152.2	79.555	.03933	147.00
#1	-.00001	.48580	.00814	.03545	.07910	-.00006	.00355	124.16	-.00000
#2	.00013	.49326	.00276	.03552	.07919	.00004	.00099	124.22	.00014
Check ?	Chk Pass	Chk Pass	Chk Pass	Chk Pass	Chk Pass	Chk Pass	Chk Pass	Chk Pass	Chk Pass
High Limit									
Low Limit									

Elem	Co2286	Cr2055	Cu3247	Fe2599	K_7664	Li6707	Mg2790	Mn2576	Mo2020
Line	228.616 {447}	205.560 {464}	324.754 {104}	259.940 {130}	766.490 { 44}	670.784 { 50}	279.079 {121}2	257.610 {131}	202.030 {467}
Units	ppm	ppm	ppm	ppm	ppm	ppm	ppm	ppm	ppm
Avg	**.00125**	**.00090**	**-.00032**	**.46403**	**2.4125**	**.02153**	**46.179**	**.01384**	**.00027**
Stddev	.00006	.00010	.00006	.00426	.0050	.00024	.006	.00001	.00035
%RSD	4.4093	10.733	19.812	.91786	.20716	1.1231	.01268	.08568	130.26
#1	.00129	.00097	-.00028	.46102	2.4090	.02136	46.183	.01383	.00002
#2	.00121	.00083	-.00037	.46704	2.4161	.02170	46.174	.01385	.00051
Check ?	Chk Pass	Chk Pass	Chk Pass	Chk Pass	Chk Pass	Chk Pass	Chk Pass	Chk Pass	Chk Pass
High Limit									
Low Limit									

Elem	Na8183	Ni2316	P_1782	Pb2203	S_1820	Sb2068	Se1960	Si2881	Sn1899
Line	818.326 { 41}	231.604 {446}	178.284 {489}	220.353 {453}	182.034 {485}	206.833 {463}	196.090 {472}	288.158 {117}	189.989 {477}
Units	ppm	ppm	ppm	ppm	ppm	ppm	ppm	ppm	ppm
Avg	**175.21**	**.00213**	**.02229**	**.00163**	**93.957**	**.00086**	**.00955**	**7.7496**	**-.00061**
Stddev	.49	.00044	.00072	.00065	.154	.00093	.01055	.0013	.00053
%RSD	.27902	20.530	3.2407	39.619	.16408	108.82	110.47	.01613	86.935
#1	174.86	.00183	.02280	.00209	93.848	.00152	.01700	7.7487	-.00024
#2	175.55	.00244	.02178	.00117	94.066	.00020	.00209	7.7505	-.00099
Check ?	Chk Pass	Chk Pass	Chk Pass	Chk Pass	Chk Pass	Chk Pass	Chk Pass	Chk Pass	Chk Pass
High Limit									
Low Limit									

Elem	Sr4077	Th2837	Ti3349	Tl1908	U_3701	V_2924	Zn2062	Zr3391
Line	407.771 { 83}	283.730 {119}	334.904 {101}	190.856 {477}	370.152 { 91}	292.402 {115}	206.200 {163}	339.198 { 99}
Units	ppm	ppm	ppm	ppm	ppm	ppm	ppm	ppm
Avg	**1.8396**	**.00216**	**.01510**	**.00240**	**-.00686**	**.00133**	**.00009**	**-.00032**
Stddev	.0041	.00070	.00024	.00292	.00341	.00022	.00155	.00091
%RSD	.22113	32.343	1.5828	121.74	49.676	16.285	1819.8	280.72
#1	1.8367	.00266	.01493	.00033	-.00927	.00118	-.00101	.00032
#2	1.8425	.00167	.01527	.00446	-.00445	.00149	.00118	-.00096
Check ?	Chk Pass	Chk Pass	Chk Pass	Chk Pass	Chk Pass	Chk Pass	Chk Pass	Chk Pass
High Limit								
Low Limit								

Int. Std.	Y_2243	Y_3600	Y_3774
Line	224.306 {450}	360.073 { 94}	377.433 { 89}
Units	Cts/S	Cts/S	Cts/S
Avg	**1423.0**	**30140.**	**5969.9**
Stddev	5.3	83.	8.4
%RSD	.37002	.27662	.14005
#1	1426.7	30199.	5975.8
#2	1419.2	30081.	5964.0

Sample Name: 280-83311-B-3-A Acquired: 5/23/2016 21:26:01 Type: Unk
Method: 6500_026(v10) Mode: CONC Corr. Factor: 1.000000
User: kellyca Custom ID1: Custom ID2: Custom ID3:
Comment: 325951 200.7

Elem	Ag3280	Al1670	As1890	B_2089	Ba4554	Be3130	Bi2230	Ca3179	Cd2288
Line	328.068 {103}	167.079 {502}	189.042 {478}	208.959 {461}	455.403 { 74}	313.042 {108}	223.061 {451}	317.933 {106}	228.802 {447}
Units	ppm	ppm	ppm	ppm	ppm	ppm	ppm	ppm	ppm
Avg	**.00005**	**.04951**	**.00329**	**.03305**	**.07059**	**-.00003**	**.00270**	**33.929**	**.00005**
Stddev	.00047	.00001	.00302	.00137	.00020	.00003	.00067	.075	.00012
%RSD	859.90	.02880	91.850	4.1405	.28809	121.01	24.938	.21960	242.60
#1	.00039	.04950	.00115	.03401	.07073	-.00005	.00223	33.982	.00014
#2	-.00028	.04952	.00543	.03208	.07044	-.00000	.00318	33.877	-.00004
Check ?	Chk Pass	Chk Pass	Chk Pass	Chk Pass	Chk Pass	Chk Pass	Chk Pass	Chk Pass	Chk Pass
High Limit									
Low Limit									

Elem	Co2286	Cr2055	Cu3247	Fe2599	K_7664	Li6707	Mg2790	Mn2576	Mo2020
Line	228.616 {447}	205.560 {464}	324.754 {104}	259.940 {130}	766.490 { 44}	670.784 { 50}	279.079 {121}2	257.610 {131}	202.030 {467}
Units	ppm	ppm	ppm	ppm	ppm	ppm	ppm	ppm	ppm
Avg	**.00592**	**.00038**	**.00018**	**.17757**	**7.5763**	**.14224**	**17.352**	**.11887**	**.00309**
Stddev	.00003	.00015	.00006	.00001	.0240	.00087	.029	.00046	.00031
%RSD	.44383	38.652	34.822	.00624	.31646	.61418	.16960	.38352	10.012
#1	.00594	.00048	.00014	.17757	7.5594	.14286	17.372	.11919	.00287
#2	.00590	.00028	.00022	.17758	7.5933	.14163	17.331	.11855	.00330
Check ?	Chk Pass	Chk Pass	Chk Pass	Chk Pass	Chk Pass	Chk Pass	Chk Pass	Chk Pass	Chk Pass
High Limit									
Low Limit									

Elem	Na8183	Ni2316	P_1782	Pb2203	S_1820	Sb2068	Se1960	Si2881	Sn1899
Line	818.326 { 41}	231.604 {446}	178.284 {489}	220.353 {453}	182.034 {485}	206.833 {463}	196.090 {472}	288.158 {117}	189.989 {477}
Units	ppm	ppm	ppm	ppm	ppm	ppm	ppm	ppm	ppm
Avg	W **623.07**	**.00323**	**.05306**	**.00007**	**59.815**	**-.00031**	**.01602**	**3.3896**	**-.00115**
Stddev	2.13	.00023	.00301	.00056	.363	.00033	.00178	.0374	.00078
%RSD	.34170	7.1031	5.6661	834.97	.60632	107.96	11.120	1.1028	67.868
#1	624.58	.00339	.05518	.00046	60.071	-.00054	.01728	3.4161	-.00060
#2	621.57	.00307	.05093	-.00033	59.559	-.00007	.01476	3.3632	-.00171
Check ?	Chk Warn	Chk Pass	Chk Pass	Chk Pass	Chk Pass	Chk Pass	Chk Pass	Chk Pass	Chk Pass
High Limit	500.00								
Low Limit	10.000								

Elem	Sr4077	Th2837	Ti3349	Tl1908	U_3701	V_2924	Zn2062	Zr3391
Line	407.771 { 83}	283.730 {119}	334.904 {101}	190.856 {477}	370.152 { 91}	292.402 {115}	206.200 {163}	339.198 { 99}
Units	ppm	ppm	ppm	ppm	ppm	ppm	ppm	ppm
Avg	**3.1756**	**.00195**	**.00068**	**.00031**	**.02490**	**.00028**	**-.00012**	**-.00024**
Stddev	.0082	.00091	.00008	.00090	.00276	.00007	.00086	.00052
%RSD	.25823	46.361	12.021	288.13	11.092	25.571	746.62	218.44
#1	3.1814	.00259	.00062	.00095	.02295	.00023	.00049	-.00060
#2	3.1698	.00131	.00074	-.00032	.02685	.00033	-.00072	.00013
Check ?	Chk Pass	Chk Pass	Chk Pass	Chk Pass	Chk Pass	Chk Pass	Chk Pass	Chk Pass
High Limit								
Low Limit								

Int. Std.	Y_2243	Y_3600	Y_3774
Line	224.306 {450}	360.073 { 94}	377.433 { 89}
Units	Cts/S	Cts/S	Cts/S
Avg	**1379.6**	**28780.**	**5969.8**
Stddev	4.4	18.	3.6
%RSD	.32029	.06403	.06021
#1	1376.4	28793.	5967.3
#2	1382.7	28767.	5972.4

Sample Name: 280-83313-E-1-A Acquired: 5/23/2016 21:29:10 Type: Unk
Method: 6500_026(v10) Mode: CONC Corr. Factor: 1.000000
User: kellyca Custom ID1: Custom ID2: Custom ID3:
Comment: 325951 200.7

Elem	Ag3280	Al1670	As1890	B_2089	Ba4554	Be3130	Bi2230	Ca3179	Cd2288
Line	328.068 {103}	167.079 {502}	189.042 {478}	208.959 {461}	455.403 { 74}	313.042 {108}	223.061 {451}	317.933 {106}	228.802 {447}
Units	ppm	ppm	ppm	ppm	ppm	ppm	ppm	ppm	ppm
Avg	**.00084**	**.00663**	**.00113**	**.00462**	**.00043**	**-.00005**	**.00219**	**.02721**	**.00013**
Stddev	.00011	.00123	.00869	.00001	.00015	.00003	.00220	.00241	.00006
%RSD	13.341	18.570	769.09	.22632	33.941	54.026	100.28	8.8420	45.902
#1	.00076	.00750	.00727	.00462	.00054	-.00003	.00064	.02891	.00017
#2	.00092	.00576	-.00501	.00463	.00033	-.00007	.00374	.02551	.00008
Check ?	Chk Pass	Chk Pass	Chk Pass	Chk Pass	Chk Pass	Chk Pass	Chk Pass	Chk Pass	Chk Pass
High Limit									
Low Limit									

Elem	Co2286	Cr2055	Cu3247	Fe2599	K_7664	Li6707	Mg2790	Mn2576	Mo2020
Line	228.616 {447}	205.560 {464}	324.754 {104}	259.940 {130}	766.490 { 44}	670.784 { 50}	279.079 {121}2	257.610 {131}	202.030 {467}
Units	ppm	ppm	ppm	ppm	ppm	ppm	ppm	ppm	ppm
Avg	**-.00021**	**.00044**	**-.00143**	**.01028**	**.04584**	**-.00118**	**.00534**	**.00009**	**-.00023**
Stddev	.00019	.00020	.00043	.00027	.00323	.00150	.00304	.00005	.00030
%RSD	89.335	45.934	30.039	2.6539	7.0528	126.56	56.880	51.698	130.34
#1	-.00008	.00058	-.00112	.01008	.04355	-.00012	.00748	.00013	-.00044
#2	-.00034	.00030	-.00173	.01047	.04812	-.00224	.00319	.00006	-.00002
Check ?	Chk Pass	Chk Pass	Chk Pass	Chk Pass	Chk Pass	Chk Pass	Chk Pass	Chk Pass	Chk Pass
High Limit									
Low Limit									

Elem	Na5895	Ni2316	P_1782	Pb2203	S_1820	Sb2068	Se1960	Si2881	Sn1899
Line	589.592 { 57}	231.604 {446}	178.284 {489}	220.353 {453}	182.034 {485}	206.833 {463}	196.090 {472}	288.158 {117}	189.989 {477}
Units	ppm	ppm	ppm	ppm	ppm	ppm	ppm	ppm	ppm
Avg	**.15632**	**.00030**	**-.00181**	**.00241**	**.00738**	**.00097**	**.00469**	**.02139**	**-.00126**
Stddev	.00217	.00013	.00139	.00005	.00564	.00097	.00398	.00324	.00135
%RSD	1.3872	43.368	76.851	2.2180	76.476	100.08	84.843	15.137	107.50
#1	.15479	.00039	-.00083	.00244	.01137	.00028	.00188	.01910	-.00221
#2	.15785	.00021	-.00279	.00237	.00339	.00166	.00750	.02368	-.00030
Check ?	Chk Pass	Chk Pass	Chk Pass	Chk Pass	Chk Pass	Chk Pass	Chk Pass	Chk Pass	Chk Pass
High Limit									
Low Limit									

Elem	Sr4077	Th2837	Ti3349	Tl1908	U_3701	V_2924	Zn2062	Zr3391
Line	407.771 { 83}	283.730 {119}	334.904 {101}	190.856 {477}	370.152 { 91}	292.402 {115}	206.200 {163}	339.198 { 99}
Units	ppm	ppm	ppm	ppm	ppm	ppm	ppm	ppm
Avg	**.00061**	**.00190**	**-.00003**	**.00022**	**.00997**	**.00025**	**.00156**	**.00112**
Stddev	.00000	.00021	.00015	.00097	.01734	.00017	.00006	.00020
%RSD	.05500	10.929	542.89	444.06	173.86	66.863	4.1153	17.559
#1	.00061	.00176	.00008	-.00047	-.00229	.00013	.00160	.00098
#2	.00061	.00205	-.00013	.00090	.02224	.00037	.00151	.00126
Check ?	Chk Pass	Chk Pass	Chk Pass	Chk Pass	Chk Pass	Chk Pass	Chk Pass	Chk Pass
High Limit								
Low Limit								

Int. Std.	Y_2243	Y_3600	Y_3774
Line	224.306 {450}	360.073 { 94}	377.433 { 89}
Units	Cts/S	Cts/S	Cts/S
Avg	**1531.1**	**32962.**	**6210.3**
Stddev	10.9	4.	9.3
%RSD	.70957	.01356	.15048
#1	1538.7	32959.	6216.9
#2	1523.4	32965.	6203.6

Sample Name: 280-83313-E-1-Asd@5 Acquired: 5/23/2016 21:31:55 Type: Unk
Method: 6500_026(v10) Mode: CONC Corr. Factor: 1.000000
User: kellyca Custom ID1: Custom ID2: Custom ID3:
Comment: 325951 200.7

Elem	Ag3280	Al1670	As1890	B_2089	Ba4554	Be3130	Bi2230	Ca3179	Cd2288
Line	328.068 {103}	167.079 {502}	189.042 {478}	208.959 {461}	455.403 { 74}	313.042 {108}	223.061 {451}	317.933 {106}	228.802 {447}
Units	ppm	ppm	ppm	ppm	ppm	ppm	ppm	ppm	ppm
Avg	**.00079**	**.01379**	**.00280**	**.00556**	**.00972**	**.00003**	**.00201**	**15.746**	**.00003**
Stddev	.00019	.00057	.00044	.00028	.00010	.00001	.00241	.079	.00024
%RSD	23.511	4.1348	15.846	4.9902	1.0404	34.271	119.54	.50428	824.83
#1	.00066	.01339	.00311	.00536	.00979	.00002	.00031	15.690	.00020
#2	.00093	.01420	.00248	.00575	.00964	.00004	.00371	15.802	-.00014
Check ?	Chk Pass	Chk Pass	Chk Pass	Chk Pass	Chk Pass	Chk Pass	Chk Pass	Chk Pass	Chk Pass
High Limit									
Low Limit									

Elem	Co2286	Cr2055	Cu3247	Fe2599	K_7664	Li6707	Mg2790	Mn2576	Mo2020
Line	228.616 {447}	205.560 {464}	324.754 {104}	259.940 {130}	766.490 { 44}	670.784 { 50}	279.079 {121}2	257.610 {131}	202.030 {467}
Units	ppm	ppm	ppm	ppm	ppm	ppm	ppm	ppm	ppm
Avg	**.00050**	**-.00026**	**-.00122**	**.03859**	**.98542**	**.01239**	**12.439**	**.00347**	**-.00029**
Stddev	.00007	.00012	.00009	.00379	.01120	.00014	.048	.00003	.00002
%RSD	13.371	47.292	7.5403	9.8109	1.1367	1.1053	.38359	.72616	8.1166
#1	.00055	-.00035	-.00116	.03592	.97750	.01229	12.405	.00346	-.00031
#2	.00045	-.00017	-.00129	.04127	.99334	.01248	12.473	.00349	-.00027
Check ?	Chk Pass	Chk Pass	Chk Pass	Chk Pass	Chk Pass	Chk Pass	Chk Pass	Chk Pass	Chk Pass
High Limit									
Low Limit									

Elem	Na8183	Ni2316	P_1782	Pb2203	S_1820	Sb2068	Se1960	Si2881	Sn1899
Line	818.326 { 41}	231.604 {446}	178.284 {489}	220.353 {453}	182.034 {485}	206.833 {463}	196.090 {472}	288.158 {117}	189.989 {477}
Units	ppm	ppm	ppm	ppm	ppm	ppm	ppm	ppm	ppm
Avg	**71.321**	**.00013**	**.00072**	**-.00097**	**37.643**	**.00205**	**.01212**	**.87390**	**-.00083**
Stddev	.060	.00008	.00016	.00118	.299	.00029	.00488	.00924	.00089
%RSD	.08408	61.706	21.958	120.76	.79503	14.282	40.279	1.0571	107.31
#1	71.279	.00007	.00061	-.00014	37.432	.00226	.00867	.88044	-.00146
#2	71.364	.00019	.00083	-.00181	37.855	.00185	.01557	.86737	-.00020
Check ?	Chk Pass	Chk Pass	Chk Pass	Chk Pass	Chk Pass	Chk Pass	Chk Pass	Chk Pass	Chk Pass
High Limit									
Low Limit									

Elem	Sr4077	Th2837	Ti3349	Tl1908	U_3701	V_2924	Zn2062	Zr3391
Line	407.771 { 83}	283.730 {119}	334.904 {101}	190.856 {477}	370.152 { 91}	292.402 {115}	206.200 {163}	339.198 { 99}
Units	ppm	ppm	ppm	ppm	ppm	ppm	ppm	ppm
Avg	**.50923**	**.00167**	**-.00010**	**.00124**	**-.00808**	**.00043**	**-.00121**	**.00179**
Stddev	.00263	.00102	.00072	.00151	.01339	.00018	.00208	.00040
%RSD	.51590	61.231	734.08	122.50	165.66	42.082	172.73	22.186
#1	.50738	.00239	-.00061	.00230	.00139	.00055	.00027	.00207
#2	.51109	.00095	.00041	.00017	-.01755	.00030	-.00268	.00151
Check ?	Chk Pass	Chk Pass	Chk Pass	Chk Pass	Chk Pass	Chk Pass	Chk Pass	Chk Pass
High Limit								
Low Limit								

Int. Std.	Y_2243	Y_3600	Y_3774
Line	224.306 {450}	360.073 { 94}	377.433 { 89}
Units	Cts/S	Cts/S	Cts/S
Avg	**1496.9**	**32025.**	**6393.2**
Stddev	6.1	24.	22.8
%RSD	.40465	.07386	.35620
#1	1501.2	32009.	6409.3
#2	1492.6	32042.	6377.1

Sample Name: 280-83313-E-1-B MS Acquired: 5/23/2016 21:34:36 Type: Unk
Method: 6500_026(v10) Mode: CONC Corr. Factor: 1.000000
User: kellyca Custom ID1: Custom ID2: Custom ID3:
Comment: 325951 200.7

Elem	Ag3280	Al1670	As1890	B_2089	Ba4554	Be3130	Bi2230	Ca3179	Cd2288
Line	328.068 {103}	167.079 {502}	189.042 {478}	208.959 {461}	455.403 { 74}	313.042 {108}	223.061 {451}	317.933 {106}	228.802 {447}
Units	ppm	ppm	ppm	ppm	ppm	ppm	ppm	ppm	ppm
Avg	**.05244**	**2.0475**	**1.1389**	**1.1315**	**2.1392**	**.05099**	**2.3746**	**128.98**	**.11132**
Stddev	.00010	.0086	.0083	.0028	.0076	.00005	.0042	.64	.00082
%RSD	.19900	.42271	.72538	.24595	.35580	.10729	.17806	.49295	.73484
#1	.05237	2.0536	1.1331	1.1295	2.1338	.05095	2.3776	128.53	.11190
#2	.05252	2.0414	1.1448	1.1335	2.1446	.05103	2.3716	129.43	.11074
Check ?	Chk Pass	Chk Pass	Chk Pass	Chk Pass	Chk Pass	Chk Pass	Chk Pass	Chk Pass	Chk Pass
High Limit									
Low Limit									

Elem	Co2286	Cr2055	Cu3247	Fe2599	K_7664	Li6707	Mg2790	Mn2576	Mo2020
Line	228.616 {447}	205.560 {464}	324.754 {104}	259.940 {130}	766.490 { 44}	670.784 { 50}	279.079 {121}2	257.610 {131}	202.030 {467}
Units	ppm	ppm	ppm	ppm	ppm	ppm	ppm	ppm	ppm
Avg	**.51621**	W **.20889**	**.26893**	**1.1182**	**59.479**	**1.1763**	**109.25**	**.49869**	**1.1027**
Stddev	.00069	.00049	.00020	.0004	.190	.0026	.04	.00071	.0004
%RSD	.13402	.23333	.07534	.03780	.32021	.21787	.03779	.14261	.03441
#1	.51670	.20923	.26878	1.1185	59.345	1.1744	109.22	.49818	1.1024
#2	.51572	.20854	.26907	1.1179	59.614	1.1781	109.28	.49919	1.1030
Check ?	Chk Pass	Chk Warn	Chk Pass	Chk Pass	Chk Pass	Chk Pass	Chk Pass	Chk Pass	Chk Pass
High Limit		.10000							
Low Limit		-.01000							

Elem	Na8183	Ni2316	P_1782	Pb2203	S_1820	Sb2068	Se1960	Si2881	Sn1899
Line	818.326 { 41}	231.604 {446}	178.284 {489}	220.353 {453}	182.034 {485}	206.833 {463}	196.090 {472}	288.158 {117}	189.989 {477}
Units	ppm	ppm	ppm	ppm	ppm	ppm	ppm	ppm	ppm
Avg	**425.58**	**.49826**	**11.422**	**.51336**	F **201.53**	**.56104**	**2.2427**	**14.877**	**1.9879**
Stddev	1.93	.00267	.034	.00186	.43	.00637	.0002	.042	.0110
%RSD	.45341	.53506	.29915	.36255	.21418	1.1356	.00705	.28269	.55435
#1	424.22	.50015	11.446	.51467	201.84	.55653	2.2426	14.848	1.9957
#2	426.95	.49638	11.398	.51204	201.23	.56554	2.2429	14.907	1.9801
Check ?	Chk Pass	Chk Pass	Chk Pass	Chk Pass	Chk Fail	Chk Pass	Chk Pass	Chk Pass	Chk Pass
High Limit					200.00				
Low Limit					-.02000				

Elem	Sr4077	Th2837	Ti3349	Tl1908	U_3701	V_2924	Zn2062	Zr3391
Line	407.771 { 83}	283.730 {119}	334.904 {101}	190.856 {477}	370.152 { 91}	292.402 {115}	206.200 {163}	339.198 { 99}
Units	ppm	ppm	ppm	ppm	ppm	ppm	ppm	ppm
Avg	**3.6151**	**1.0386**	**.96438**	**1.8685**	**2.1443**	**.47545**	**.45938**	**.50352**
Stddev	.0164	.0081	.00249	.0034	.0040	.00180	.00029	.00325
%RSD	.45313	.77642	.25789	.18215	.18547	.37948	.06277	.64495
#1	3.6035	1.0443	.96262	1.8709	2.1472	.47417	.45918	.50122
#2	3.6267	1.0329	.96614	1.8661	2.1415	.47673	.45958	.50581
Check ?	Chk Pass	Chk Pass	Chk Pass	Chk Pass	Chk Pass	Chk Pass	Chk Pass	Chk Pass
High Limit								
Low Limit								

Int. Std.	Y_2243	Y_3600	Y_3774
Line	224.306 {450}	360.073 { 94}	377.433 { 89}
Units	Cts/S	Cts/S	Cts/S
Avg	**1362.4**	**29307.**	**6161.1**
Stddev	1.8	27.	19.4
%RSD	.13475	.09273	.31458
#1	1361.1	29326.	6174.8
#2	1363.7	29287.	6147.4

Sample Name: 280-83313-E-1-C MSD Acquired: 5/23/2016 21:37:13 Type: Unk
Method: 6500_026(v10) Mode: CONC Corr. Factor: 1.000000
User: kellyca Custom ID1: Custom ID2: Custom ID3:
Comment: 325951 200.7

Elem	Ag3280	Al1670	As1890	B_2089	Ba4554	Be3130	Bi2230	Ca3179	Cd2288
Line	328.068 {103}	167.079 {502}	189.042 {478}	208.959 {461}	455.403 { 74}	313.042 {108}	223.061 {451}	317.933 {106}	228.802 {447}
Units	ppm	ppm	ppm	ppm	ppm	ppm	ppm	ppm	ppm
Avg	**.05215**	**2.0245**	**1.1146**	**1.1181**	**2.1103**	**.05062**	**2.3402**	**128.60**	**.10934**
Stddev	.00028	.0091	.0112	.0046	.0194	.00023	.0182	.53	.00012
%RSD	.53923	.44753	1.0011	.41206	.91904	.45776	.77732	.41154	.10679
#1	.05195	2.0309	1.1225	1.1214	2.0966	.05045	2.3530	128.23	.10942
#2	.05235	2.0181	1.1067	1.1148	2.1240	.05078	2.3273	128.98	.10925
Check ?	Chk Pass	Chk Pass	Chk Pass	Chk Pass	Chk Pass	Chk Pass	Chk Pass	Chk Pass	Chk Pass
High Limit									
Low Limit									

Elem	Co2286	Cr2055	Cu3247	Fe2599	K_7664	Li6707	Mg2790	Mn2576	Mo2020
Line	228.616 {447}	205.560 {464}	324.754 {104}	259.940 {130}	766.490 { 44}	670.784 { 50}	279.079 {121}2	257.610 {131}	202.030 {467}
Units	ppm	ppm	ppm	ppm	ppm	ppm	ppm	ppm	ppm
Avg	**.51044**	W **.20593**	**.26522**	**1.1142**	**58.951**	**1.1530**	**108.41**	**.49477**	**1.0902**
Stddev	.00336	.00153	.00115	.0037	.461	.0105	.54	.00123	.0046
%RSD	.65762	.74456	.43543	.33111	.78282	.91239	.49669	.24960	.42534
#1	.51281	.20702	.26604	1.1116	58.625	1.1456	108.79	.49564	1.0935
#2	.50807	.20485	.26441	1.1168	59.278	1.1605	108.03	.49390	1.0870
Check ?	Chk Pass	Chk Warn	Chk Pass	Chk Pass	Chk Pass	Chk Pass	Chk Pass	Chk Pass	Chk Pass
High Limit		.10000							
Low Limit		-.01000							

Elem	Na8183	Ni2316	P_1782	Pb2203	S_1820	Sb2068	Se1960	Si2881	Sn1899
Line	818.326 { 41}	231.604 {446}	178.284 {489}	220.353 {453}	182.034 {485}	206.833 {463}	196.090 {472}	288.158 {117}	189.989 {477}
Units	ppm	ppm	ppm	ppm	ppm	ppm	ppm	ppm	ppm
Avg	**421.31**	**.49174**	**11.267**	**.50448**	W **198.56**	**.55493**	**2.2086**	**14.760**	**1.9627**
Stddev	3.41	.00152	.064	.00257	.47	.00237	.0118	.044	.0081
%RSD	.80976	.30952	.56838	.50960	.23759	.42731	.53591	.29498	.41449
#1	418.90	.49282	11.312	.50629	198.89	.55660	2.2169	14.730	1.9684
#2	423.72	.49066	11.222	.50266	198.23	.55325	2.2002	14.791	1.9569
Check ?	Chk Pass	Chk Pass	Chk Pass	Chk Pass	Chk Warn	Chk Pass	Chk Pass	Chk Pass	Chk Pass
High Limit					190.00				
Low Limit					-.01000				

Elem	Sr4077	Th2837	Ti3349	Tl1908	U_3701	V_2924	Zn2062	Zr3391
Line	407.771 { 83}	283.730 {119}	334.904 {101}	190.856 {477}	370.152 { 91}	292.402 {115}	206.200 {163}	339.198 { 99}
Units	ppm	ppm	ppm	ppm	ppm	ppm	ppm	ppm
Avg	**3.5739**	**1.0274**	**.95848**	**1.8435**	**2.1611**	**.47317**	**.45960**	**.49973**
Stddev	.0290	.0012	.00686	.0103	.0103	.00191	.00165	.00431
%RSD	.81055	.11881	.71564	.55893	.47618	.40388	.35948	.86176
#1	3.5534	1.0283	.96333	1.8508	2.1683	.47453	.46077	.49668
#2	3.5943	1.0266	.95363	1.8363	2.1538	.47182	.45843	.50277
Check ?	Chk Pass	Chk Pass	Chk Pass	Chk Pass	Chk Pass	Chk Pass	Chk Pass	Chk Pass
High Limit								
Low Limit								

Int. Std.	Y_2243	Y_3600	Y_3774
Line	224.306 {450}	360.073 { 94}	377.433 { 89}
Units	Cts/S	Cts/S	Cts/S
Avg	**1375.6**	**29531.**	**6144.5**
Stddev	4.3	108.	14.4
%RSD	.31596	.36562	.23504
#1	1372.5	29455.	6154.7
#2	1378.7	29607.	6134.3

Sample Name: 280-83314-C-1-A Acquired: 5/23/2016 21:39:50 Type: Unk
Method: 6500_026(v10) Mode: CONC Corr. Factor: 1.000000
User: kellyca Custom ID1: Custom ID2: Custom ID3:
Comment: 325951 200.7

Elem	Ag3280	Al1670	As1890	B_2089	Ba4554	Be3130	Bi2230	Ca3179	Cd2288
Line	328.068 {103}	167.079 {502}	189.042 {478}	208.959 {461}	455.403 { 74}	313.042 {108}	223.061 {451}	317.933 {106}	228.802 {447}
Units	ppm	ppm	ppm	ppm	ppm	ppm	ppm	ppm	ppm
Avg	**.00069**	**.41659**	**-.00333**	**.03833**	**.08041**	**.00002**	**-.00061**	**121.98**	**.00020**
Stddev	.00060	.00289	.00245	.00111	.00009	.00001	.00076	.22	.00013
%RSD	87.814	.69282	73.397	2.8846	.11211	79.391	126.04	.18198	67.277
#1	.00026	.41863	-.00160	.03754	.08047	.00003	-.00114	121.83	.00029
#2	.00111	.41455	-.00506	.03911	.08034	.00001	-.00007	122.14	.00010
Check ?	Chk Pass	Chk Pass	Chk Pass	Chk Pass	Chk Pass	Chk Pass	Chk Pass	Chk Pass	Chk Pass
High Limit									
Low Limit									

Elem	Co2286	Cr2055	Cu3247	Fe2599	K_7664	Li6707	Mg2790	Mn2576	Mo2020
Line	228.616 {447}	205.560 {464}	324.754 {104}	259.940 {130}	766.490 { 44}	670.784 { 50}	279.079 {121}2	257.610 {131}	202.030 {467}
Units	ppm	ppm	ppm	ppm	ppm	ppm	ppm	ppm	ppm
Avg	**.00125**	**.00087**	**.00043**	**.46889**	**2.5213**	**.02294**	**46.529**	**.01625**	**.00127**
Stddev	.00064	.00012	.00012	.00362	.0006	.00016	.144	.00004	.00001
%RSD	51.431	14.082	27.922	.77107	.02305	.68794	.30875	.26820	.98414
#1	.00171	.00078	.00051	.46633	2.5209	.02305	46.631	.01629	.00126
#2	.00080	.00095	.00034	.47144	2.5217	.02282	46.428	.01622	.00128
Check ?	Chk Pass	Chk Pass	Chk Pass	Chk Pass	Chk Pass	Chk Pass	Chk Pass	Chk Pass	Chk Pass
High Limit									
Low Limit									

Elem	Na8183	Ni2316	P_1782	Pb2203	S_1820	Sb2068	Se1960	Si2881	Sn1899
Line	818.326 { 41}	231.604 {446}	178.284 {489}	220.353 {453}	182.034 {485}	206.833 {463}	196.090 {472}	288.158 {117}	189.989 {477}
Units	ppm	ppm	ppm	ppm	ppm	ppm	ppm	ppm	ppm
Avg	**176.50**	**.00099**	**.02106**	**-.00174**	**95.483**	**.00167**	**.00851**	**7.5072**	**.00077**
Stddev	.19	.00082	.00030	.00062	.155	.00301	.00190	.0047	.00015
%RSD	.10807	82.790	1.4313	35.449	.16236	180.95	22.276	.06264	20.014
#1	176.36	.00041	.02128	-.00218	95.373	-.00047	.00985	7.5039	.00066
#2	176.63	.00157	.02085	-.00131	95.593	.00380	.00717	7.5105	.00088
Check ?	Chk Pass	Chk Pass	Chk Pass	Chk Pass	Chk Pass	Chk Pass	Chk Pass	Chk Pass	Chk Pass
High Limit									
Low Limit									

Elem	Sr4077	Th2837	Ti3349	Tl1908	U_3701	V_2924	Zn2062	Zr3391
Line	407.771 { 83}	283.730 {119}	334.904 {101}	190.856 {477}	370.152 { 91}	292.402 {115}	206.200 {163}	339.198 { 99}
Units	ppm	ppm	ppm	ppm	ppm	ppm	ppm	ppm
Avg	**1.8673**	**.00014**	**.01179**	**.00196**	**.01106**	**.00128**	**-.00064**	**.00100**
Stddev	.0082	.00145	.00078	.00051	.01524	.00046	.00103	.00025
%RSD	.43683	1004.7	6.5760	26.032	137.79	36.259	159.80	24.715
#1	1.8615	.00117	.01234	.00233	.00028	.00161	.00008	.00117
#2	1.8731	-.00088	.01124	.00160	.02183	.00095	-.00137	.00082
Check ?	Chk Pass	Chk Pass	Chk Pass	Chk Pass	Chk Pass	Chk Pass	Chk Pass	Chk Pass
High Limit								
Low Limit								

Int. Std.	Y_2243	Y_3600	Y_3774
Line	224.306 {450}	360.073 { 94}	377.433 { 89}
Units	Cts/S	Cts/S	Cts/S
Avg	**1423.1**	**30552.**	**6213.8**
Stddev	1.6	5.	34.4
%RSD	.11395	.01758	.55329
#1	1424.2	30548.	6238.1
#2	1421.9	30555.	6189.5

Sample Name: ccvh-3900196 Acquired: 5/23/2016 21:42:31 Type: QC
Method: 6500_026(v10) Mode: CONC Corr. Factor: 1.000000
User: kellyca Custom ID1: Custom ID2: Custom ID3:
Comment:

Elem	Ag3280	Al3092	As1890	B_2089	Ba4554	Be3130	Bi2230	Ca3179	Cd2288	Co2286	Cr2055	Cu3247	Fe2714
Units	ppm	ppm	ppm	ppm	ppm	ppm	ppm	ppm	ppm	ppm	ppm	ppm	ppm
Avg	**.00117**	**47.726**	**.00347**	**.00410**	**.00192**	**.00130**	**1.0759**	**-.02838**	**.00054**	**.00468**	**.00104**	**.00613**	**47.756**
Stddev	.00009	.047	.00293	.00121	.00007	.00004	.0058	.00222	.00024	.00059	.00016	.00024	.264
%RSD	7.9577	.09758	84.496	29.438	3.6883	3.1073	.54278	7.8236	44.994	12.581	15.734	3.9409	.55283
#1	.00124	47.759	.00140	.00324	.00197	.00133	1.0800	-.02681	.00071	.00427	.00116	.00630	47.943
#2	.00111	47.693	.00555	.00495	.00187	.00127	1.0718	-.02995	.00037	.00510	.00093	.00596	47.569
Check ?	None	Chk Pass	None	None	None	None	Chk Pass	None	None	None	None	None	Chk Pass
Value													
Range													

Elem	K_7664	Li6707	Mg2790	Mn2576	Mo2020	Na8183	Ni2316	P_1782	Pb2203	S_1820	Sb2068	Se1960	Si2881
Units	ppm	ppm	ppm	ppm	ppm	ppm	ppm	ppm	ppm	ppm	ppm	ppm	ppm
Avg	**.19821**	**.00269**	**.21821**	**.00077**	**-.00129**	**250.83**	**.00141**	**.00873**	**.00154**	**5.0866**	**.00224**	**.00766**	**.01118**
Stddev	.00590	.00061	.00113	.00002	.00045	.82	.00086	.00458	.00025	.0103	.00027	.00038	.00582
%RSD	2.9753	22.692	.51606	2.5313	34.904	.32658	61.052	52.471	16.040	.20328	11.924	4.9062	52.090
#1	.20238	.00313	.21900	.00078	-.00160	251.41	.00203	.00549	.00171	5.0940	.00205	.00792	.01530
#2	.19404	.00226	.21741	.00075	-.00097	250.25	.00080	.01197	.00136	5.0793	.00243	.00739	.00706
Check ?	None	None	None	None	None	Chk Pass	None	None	None	Chk Pass	None	None	None
Value													
Range													

Elem	Sn1899	Sr4077	Th2837	Ti3349	Tl1908	U_3701	V_2924	Zn2062	Zr3391
Units	ppm	ppm	ppm	ppm	ppm	ppm	ppm	ppm	ppm
Avg	**.00342**	**.00198**	**4.9920**	**.02650**	**.00275**	**10.318**	**-.01511**	**-.00068**	**-.01587**
Stddev	.00173	.00009	.0083	.00016	.00156	.054	.00065	.00079	.00006
%RSD	50.516	4.7088	.16588	.60553	56.776	.52158	4.3266	116.31	.35774
#1	.00220	.00205	4.9978	.02639	.00385	10.356	-.01557	-.00012	-.01591
#2	.00464	.00192	4.9861	.02661	.00164	10.279	-.01464	-.00123	-.01583
Check ?	None	None	Chk Pass	None	None	Chk Pass	None	None	None
Value									
Range									

Int. Std.	Y_2243	Y_3600	Y_3774
Units	Cts/S	Cts/S	Cts/S
Avg	**1469.7**	**31044.**	**6158.1**
Stddev	1.3	77.	10.3
%RSD	.08608	.24708	.16651
#1	1468.9	30990.	6150.9
#2	1470.6	31098.	6165.4

Sample Name: ccv-3900195 Acquired: 5/23/2016 21:45:18 Type: QC
Method: 6500_026(v10) Mode: CONC Corr. Factor: 1.000000
User: kellyca Custom ID1: Custom ID2: Custom ID3:
Comment:

Elem	Ag3280	Al1670	As1890	B_2089	Ba4554	Be3130	Bi2230	Ca3179	Cd2288	Co2286	Cr2055	Cu3247	Fe2599	K_7664
Units	ppm	ppm	ppm	ppm	ppm	ppm	ppm	ppm	ppm	ppm	ppm	ppm	ppm	ppm
Avg	**.48039**	**.52039**	**1.0131**	**.54608**	**.49076**	**.49117**	**.00330**	**4.8893**	**.52164**	**.51843**	**.50675**	**.48895**	**2.4736**	**48.889**
Stddev	.00073	.00029	.0025	.00167	.00411	.00193	.00138	.0082	.00056	.00005	.00155	.00077	.0056	.317
%RSD	.15134	.05493	.24428	.30632	.83773	.39329	41.665	.16715	.10743	.01006	.30625	.15701	.22683	.64842
#1	.47988	.52059	1.0148	.54726	.48786	.48980	.00233	4.8835	.52125	.51840	.50785	.48841	2.4696	48.665
#2	.48091	.52018	1.0113	.54489	.49367	.49253	.00428	4.8951	.52204	.51847	.50565	.48949	2.4775	49.113
Check ?	Chk Pass	Chk Pass	Chk Pass	Chk Pass	Chk Pass	Chk Pass	None	Chk Pass	Chk Pass	Chk Pass	Chk Pass	Chk Pass	Chk Pass	Chk Pass
Value														
Range														

Elem	Li6707	Mg2790	Mn2576	Mo2020	Na5895	Ni2316	P_1782	Pb2203	S_1820	Sb2068	Se1960	Si2881	Sn1899	Sr4077
Units	ppm	ppm	ppm	ppm	ppm	ppm	ppm	ppm	ppm	ppm	ppm	ppm	ppm	ppm
Avg	**.99921**	**19.328**	**.48850**	**.51266**	**5.1125**	**.50410**	**1.0145**	**1.0554**	**.00382**	**1.0069**	**1.0326**	**4.9171**	**.99776**	**.46655**
Stddev	.00678	.061	.00025	.00005	.0569	.00032	.0025	.0030	.00057	.0004	.0071	.0085	.00358	.00325
%RSD	.67839	.31773	.05027	.01008	1.1135	.06412	.24421	.28033	15.002	.03930	.69107	.17206	.35831	.69569
#1	.99442	19.284	.48832	.51262	5.0723	.50433	1.0127	1.0575	.00422	1.0067	1.0276	4.9111	.99523	.46425
#2	1.0040	19.371	.48867	.51270	5.1528	.50387	1.0163	1.0533	.00341	1.0072	1.0377	4.9231	1.0003	.46884
Check ?	Chk Pass	Chk Pass	Chk Pass	Chk Pass	Chk Pass	Chk Pass	Chk Pass	Chk Pass	None	Chk Pass	Chk Pass	Chk Pass	Chk Pass	Chk Pass
Value														
Range														

Elem	Th2837	Ti3349	Tl1908	U_3701	V_2924	Zn2062	Zr3391
Units	ppm	ppm	ppm	ppm	ppm	ppm	ppm
Avg	**.00610**	**.46194**	**1.0370**	**.02407**	**.46579**	**.48524**	**.48872**
Stddev	.00133	.00008	.0038	.01201	.00150	.00029	.00643
%RSD	21.769	.01631	.36324	49.921	.32128	.06040	1.3156
#1	.00704	.46199	1.0397	.01557	.46473	.48503	.48417
#2	.00516	.46189	1.0343	.03256	.46685	.48545	.49326
Check ?	None	Chk Pass	Chk Pass	None	Chk Pass	Chk Pass	Chk Pass
Value							
Range							

Int. Std.	Y_2243	Y_3600	Y_3774
Units	Cts/S	Cts/S	Cts/S
Avg	**1535.7**	**32358.**	**6243.6**
Stddev	4.7	113.	10.6
%RSD	.30904	.34998	.16989
#1	1539.1	32438.	6251.1
#2	1532.3	32278.	6236.1

Sample Name: ccb Acquired: 5/23/2016 21:47:54 Type: QC
Method: 6500_026(v10) Mode: CONC Corr. Factor: 1.000000
User: kellyca Custom ID1: Custom ID2: Custom ID3:
Comment:

Elem	Ag3280	Al1670	As1890	B_2089	Ba4554	Be3130	Bi2230	Ca3179	Cd2288	Co2286	Cr2055
Units	ppm	ppm	ppm	ppm	ppm	ppm	ppm	ppm	ppm	ppm	ppm
Avg	**.00017**	**.00059**	**.00158**	W **.00276**	**.00027**	**.00006**	**-.00048**	**-.00473**	**.00020**	**-.00007**	**.00012**
Stddev	.00016	.00075	.00103	.00032	.00016	.00002	.00127	.00357	.00013	.00001	.00025
%RSD	92.878	127.76	65.324	11.759	58.692	34.092	264.57	75.510	65.874	9.9294	211.79
#1	.00028	.00006	.00231	.00299	.00038	.00007	.00042	-.00725	.00011	-.00007	.00030
#2	.00006	.00112	.00085	.00253	.00016	.00005	-.00138	-.00220	.00030	-.00008	-.00006
Check ?	Chk Pass	Chk Pass	Chk Pass	Chk Warn	Chk Pass	Chk Pass	None	Chk Pass	Chk Pass	Chk Pass	Chk Pass
High Limit				.00156							
Low Limit				-.00156							

Elem	Cu3247	Fe2599	K_7664	Li6707	Mg2790	Mn2576	Mo2020	Na5895	Ni2316	P_1782	Pb2203
Units	ppm	ppm	ppm	ppm	ppm	ppm	ppm	ppm	ppm	ppm	ppm
Avg	W **-.00185**	W **.02825**	**.04376**	**-.00018**	**-.00024**	**.00015**	**.00032**	**.04380**	**.00024**	**.00268**	**.00195**
Stddev	.00046	.00213	.04406	.00051	.00046	.00001	.00015	.00325	.00043	.00226	.00231
%RSD	24.626	7.5494	100.67	288.60	194.45	9.3118	45.739	7.4186	179.52	84.140	118.58
#1	-.00217	.02674	.07492	.00018	-.00057	.00014	.00042	.04609	.00054	.00109	.00031
#2	-.00153	.02976	.01261	-.00054	.00009	.00016	.00022	.04150	-.00006	.00428	.00358
Check ?	Chk Warn	Chk Warn	Chk Pass	Chk Pass	Chk Pass	Chk Pass	Chk Pass	Chk Pass	Chk Pass	Chk Pass	Chk Pass
High Limit	.00136	.02200									
Low Limit	-.00136	-.02200									

Elem	S_1820	Sb2068	Se1960	Si2881	Sn1899	Sr4077	Th2837	Ti3349	Tl1908	U_3701	V_2924
Units	ppm	ppm	ppm	ppm	ppm	ppm	ppm	ppm	ppm	ppm	ppm
Avg	**-.00119**	F **.00629**	F **.01073**	**.01248**	**.00116**	**.00012**	**.00136**	**.00014**	**.00193**	**.00509**	**.00019**
Stddev	.00126	.00290	.00240	.02092	.00103	.00004	.00052	.00029	.00260	.01561	.00018
%RSD	105.83	46.042	22.353	167.68	88.944	33.472	38.504	212.68	134.68	306.96	95.066
#1	-.00030	.00834	.01242	-.00232	.00043	.00015	.00173	-.00007	.00377	.01613	.00032
#2	-.00208	.00424	.00903	.02727	.00188	.00009	.00099	.00034	.00009	-.00595	.00006
Check ?	None	Chk Fail	Chk Fail	Chk Pass	Chk Pass	Chk Pass	Chk Pass	Chk Pass	Chk Pass	Chk Pass	Chk Pass
High Limit		.00628	.00972								
Low Limit		-.00628	-.00972								

Elem	Zn2062	Zr3391
Units	ppm	ppm
Avg	**.00036**	**.00129**
Stddev	.00028	.00019
%RSD	76.676	14.377
#1	.00017	.00142
#2	.00056	.00116
Check ?	Chk Pass	Chk Pass
High Limit		
Low Limit		

Int. Std.	Y_2243	Y_3600	Y_3774
Units	Cts/S	Cts/S	Cts/S
Avg	**1536.6**	**32919.**	**6209.6**
Stddev	.0	9.	15.3
%RSD	.00306	.02734	.24596
#1	1536.5	32925.	6220.4
#2	1536.6	32912.	6198.8

Sample Name: ccvl-3907489 Acquired: 5/23/2016 21:50:39 Type: QC
Method: 6500_026(v10) Mode: CONC Corr. Factor: 1.000000
User: kellyca Custom ID1: Custom ID2: Custom ID3:
Comment:

Elem	Ag3280	Al1670	As1890	B_2089	Ba4554	Be3130	Bi2230	Ca3179	Cd2288	Co2286	Cr2055	Cu3247
Units	ppm	ppm	ppm	ppm	ppm	ppm	ppm	ppm	ppm	ppm	ppm	ppm
Avg	**.01011**	**.10499**	**.01395**	**.10484**	**.01036**	**.00098**	**.11644**	**.19149**	**.00525**	**.01022**	**.01041**	**.01317**
Stddev	.00026	.00053	.00716	.00022	.00010	.00006	.00096	.00157	.00024	.00012	.00005	.00007
%RSD	2.5545	.50749	51.285	.21182	.93312	5.9288	.82426	.81867	4.5446	1.2006	.46558	.50613
#1	.00993	.10536	.00889	.10499	.01030	.00094	.11576	.19260	.00508	.01031	.01038	.01321
#2	.01030	.10461	.01901	.10468	.01043	.00102	.11712	.19038	.00542	.01013	.01044	.01312
Check ?	Chk Pass	Chk Pass	Chk Pass	Chk Pass	Chk Pass	Chk Pass	Chk Pass	Chk Pass	Chk Pass	Chk Pass	Chk Pass	Chk Pass
Value												
Range												

Elem	Fe2599	K_7664	Li6707	Mg2790	Mn2576	Mo2020	Na5895	Ni2316	P_1782	Pb2203	S_1820	Sb2068
Units	ppm	ppm	ppm	ppm	ppm	ppm	ppm	ppm	ppm	ppm	ppm	ppm
Avg	**.12235**	**2.9785**	**.00946**	**.19606**	**.01003**	**.02078**	**1.0475**	**.04179**	**2.8880**	**.01027**	**.00223**	**.02336**
Stddev	.00247	.0174	.00059	.00301	.00010	.00003	.0011	.00035	.0060	.00207	.00024	.00111
%RSD	2.0160	.58386	6.2298	1.5360	1.0068	.14936	.10466	.83813	.20840	20.173	10.895	4.7675
#1	.12409	2.9662	.00987	.19393	.00996	.02076	1.0468	.04204	2.8922	.00881	.00206	.02415
#2	.12060	2.9908	.00904	.19819	.01010	.02080	1.0483	.04154	2.8837	.01174	.00240	.02257
Check ?	Chk Pass	Chk Pass	Chk Pass	Chk Pass	Chk Pass	Chk Pass	Chk Pass	Chk Pass	Chk Pass	Chk Pass	None	Chk Pass
Value												
Range												

Elem	Se1960	Si2881	Sn1899	Sr4077	Th2837	Ti3349	Tl1908	U_3701	V_2924	Zn2062	Zr3391
Units	ppm	ppm	ppm	ppm	ppm	ppm	ppm	ppm	ppm	ppm	ppm
Avg	F **.02027**	**.50040**	**.09983**	**.00958**	**.01654**	**.00958**	**.01605**	**.07546**	**.00942**	**.01827**	**.01520**
Stddev	.00398	.01072	.00097	.00003	.00011	.00047	.00188	.00818	.00005	.00115	.00111
%RSD	19.639	2.1422	.96850	.27169	.65987	4.9024	11.737	10.838	.56274	6.3222	7.2781
#1	.01745	.50798	.09915	.00957	.01662	.00925	.01738	.08124	.00945	.01745	.01599
#2	.02308	.49282	.10051	.00960	.01647	.00991	.01472	.06967	.00938	.01908	.01442
Check ?	Chk Fail	Chk Pass	Chk Pass	Chk Pass	Chk Pass	Chk Pass	Chk Pass	Chk Pass	Chk Pass	Chk Pass	Chk Pass
Value	.01500										
Range	30.000%										

Int. Std.	Y_2243	Y_3600	Y_3774
Units	Cts/S	Cts/S	Cts/S
Avg	**1545.5**	**33215.**	**6211.5**
Stddev	.2	61.	14.6
%RSD	.01250	.18467	.23564
#1	1545.7	33258.	6201.2
#2	1545.4	33171.	6221.9

Sample Name: MB 280-326167/1-A Acquired: 5/23/2016 21:53:24 Type: Unk
Method: 6500_026(v10) Mode: CONC Corr. Factor: 1.000000
User: kellyca Custom ID1: 5/20 Custom ID2: Custom ID3:
Comment: 326167 6010B SOIL

Elem	Ag3280	Al1670	As1890	B_2089	Ba4554	Be3130	Bi2230	Ca3179	Cd2288
Line	328.068 {103}	167.079 {502}	189.042 {478}	208.959 {461}	455.403 { 74}	313.042 {108}	223.061 {451}	317.933 {106}	228.802 {447}
Units	ppm	ppm	ppm	ppm	ppm	ppm	ppm	ppm	ppm
Avg	**.00050**	**.01298**	**.00040**	**.00286**	**.00161**	**-.00001**	**-.00011**	W **.19651**	**-.00001**
Stddev	.00025	.00138	.00178	.00067	.00003	.00007	.00143	.00651	.00008
%RSD	50.121	10.646	444.74	23.423	1.7492	614.89	1324.8	3.3148	1101.6
#1	.00068	.01396	-.00086	.00334	.00163	-.00006	-.00112	.19190	-.00006
#2	.00032	.01201	.00166	.00239	.00159	.00004	.00090	.20111	.00005
Check ?	Chk Pass	Chk Pass	Chk Pass	Chk Pass	Chk Pass	Chk Pass	Chk Pass	Chk Warn	Chk Pass
High Limit								.10000	
Low Limit								-.10000	

Elem	Co2286	Cr2055	Cu3247	Fe2599	K_7664	Li6707	Mg2790	Mn2576	Mo2020
Line	228.616 {447}	205.560 {464}	324.754 {104}	259.940 {130}	766.490 { 44}	670.784 { 50}	279.079 {121}2	257.610 {131}	202.030 {467}
Units	ppm	ppm	ppm	ppm	ppm	ppm	ppm	ppm	ppm
Avg	**-.00010**	**.00060**	**-.00051**	W **.05017**	**.00937**	**-.00013**	**.04943**	**.00070**	**.00002**
Stddev	.00007	.00024	.00023	.00074	.00836	.00003	.00264	.00001	.00019
%RSD	73.015	39.049	45.254	1.4786	89.214	23.057	5.3486	.93093	1190.5
#1	-.00015	.00077	-.00067	.05069	.01529	-.00011	.05130	.00071	.00015
#2	-.00005	.00044	-.00035	.04964	.00346	-.00015	.04756	.00070	-.00012
Check ?	Chk Pass	Chk Pass	Chk Pass	Chk Warn	Chk Pass	Chk Pass	Chk Pass	Chk Pass	Chk Pass
High Limit				.03000					
Low Limit				-.05000					

Elem	Na5895	Ni2316	P_1782	Pb2203	S_1820	Sb2068	Se1960	Si2881	Sn1899
Line	589.592 { 57}	231.604 {446}	178.284 {489}	220.353 {453}	182.034 {485}	206.833 {463}	196.090 {472}	288.158 {117}	189.989 {477}
Units	ppm	ppm	ppm	ppm	ppm	ppm	ppm	ppm	ppm
Avg	**.10721**	**-.00037**	W **.00564**	**.00214**	**.00957**	**.00082**	W **.00733**	**.01650**	**-.00001**
Stddev	.00307	.00020	.00257	.00275	.00017	.00073	.00276	.00241	.00052
%RSD	2.8636	54.284	45.594	128.86	1.7409	88.446	37.679	14.619	4594.7
#1	.10503	-.00023	.00382	.00409	.00946	.00134	.00928	.01479	-.00038
#2	.10938	-.00051	.00746	.00019	.00969	.00031	.00538	.01820	.00035
Check ?	Chk Pass	Chk Pass	Chk Warn	Chk Pass	Chk Pass	Chk Pass	Chk Warn	Chk Pass	Chk Pass
High Limit			.00500				.00500		
Low Limit			-.00500				-.00500		

Elem	Sr4077	Th2837	Ti3349	Tl1908	U_3701	V_2924	Zn2062	Zr3391
Line	407.771 { 83}	283.730 {119}	334.904 {101}	190.856 {477}	370.152 { 91}	292.402 {115}	206.200 {163}	339.198 { 99}
Units	ppm	ppm	ppm	ppm	ppm	ppm	ppm	ppm
Avg	**.00058**	**.00401**	**.00077**	**.00055**	**-.00230**	**-.00025**	**.00076**	**.00043**
Stddev	.00003	.00074	.00003	.00112	.01012	.00043	.00033	.00063
%RSD	5.1396	18.575	4.5701	202.16	439.95	173.05	43.335	146.59
#1	.00056	.00454	.00079	-.00024	.00485	.00005	.00053	-.00002
#2	.00060	.00348	.00074	.00134	-.00945	-.00055	.00100	.00087
Check ?	Chk Pass	Chk Pass	Chk Pass	Chk Pass	Chk Pass	Chk Pass	Chk Pass	Chk Pass
High Limit								
Low Limit								

Int. Std.	Y_2243	Y_3600	Y_3774
Line	224.306 {450}	360.073 { 94}	377.433 { 89}
Units	Cts/S	Cts/S	Cts/S
Avg	**1544.0**	**33358.**	**6292.2**
Stddev	3.4	57.	10.2
%RSD	.21706	.17024	.16227
#1	1546.4	33318.	6285.0
#2	1541.6	33398.	6299.5

Sample Name: LCS 280-326167/2-A Acquired: 5/23/2016 21:56:09 Type: Unk
Method: 6500_026(v10) Mode: CONC Corr. Factor: 1.000000
User: kellyca Custom ID1: Custom ID2: Custom ID3:
Comment: 326167 6010B SOIL

Elem	Ag3280	Al1670	As1890	B_2089	Ba4554	Be3130	Bi2230	Ca3179	Cd2288
Line	328.068 {103}	167.079 {502}	189.042 {478}	208.959 {461}	455.403 { 74}	313.042 {108}	223.061 {451}	317.933 {106}	228.802 {447}
Units	ppm	ppm	ppm	ppm	ppm	ppm	ppm	ppm	ppm
Avg	**.04748**	**1.9225**	**1.0097**	F **.00251**	**1.9292**	**.04752**	**2.1821**	**47.016**	**.10077**
Stddev	.00043	.0023	.0030	.00012	.0082	.00008	.0026	.065	.00015
%RSD	.90832	.11756	.29859	4.8092	.42516	.17224	.11905	.13921	.14705
#1	.04779	1.9241	1.0075	.00260	1.9234	.04746	2.1839	47.063	.10066
#2	.04718	1.9209	1.0118	.00243	1.9350	.04758	2.1802	46.970	.10087
Check ?	Chk Pass	Chk Pass	Chk Pass	Chk Fail	Chk Pass	Chk Pass	Chk Pass	Chk Pass	Chk Pass
High Limit				1.1000					
Low Limit				.81000					

Elem	Co2286	Cr2055	Cu3247	Fe2599	K_7664	Li6707	Mg2790	Mn2576	Mo2020
Line	228.616 {447}	205.560 {464}	324.754 {104}	259.940 {130}	766.490 { 44}	670.784 { 50}	279.079 {121}2	257.610 {131}	202.030 {467}
Units	ppm	ppm	ppm	ppm	ppm	ppm	ppm	ppm	ppm
Avg	**.49453**	F **.19783**	**.24400**	F **1.3470**	**48.595**	**.99356**	**46.033**	**.46650**	F **-.00047**
Stddev	.00111	.00058	.00110	.0053	.158	.00364	.121	.00058	.00073
%RSD	.22471	.29350	.44936	.39158	.32440	.36638	.26379	.12432	153.53
#1	.49531	.19824	.24478	1.3433	48.484	.99098	46.119	.46691	-.00099
#2	.49374	.19742	.24323	1.3507	48.707	.99613	45.948	.46609	.00004
Check ?	Chk Pass	Chk Fail	Chk Pass	Chk Fail	Chk Pass	Chk Pass	Chk Pass	Chk Pass	Chk Fail
High Limit		.05700		1.2000					1.1000
Low Limit		.04350		.87000					.86000

Elem	Na8183	Ni2316	P_1782	Pb2203	S_1820	Sb2068	Se1960	Si2881	Sn1899
Line	818.326 { 41}	231.604 {446}	178.284 {489}	220.353 {453}	182.034 {485}	206.833 {463}	196.090 {472}	288.158 {117}	189.989 {477}
Units	ppm	ppm	ppm	ppm	ppm	ppm	ppm	ppm	ppm
Avg	**49.866**	**.48479**	**10.102**	**.50241**	**.01642**	F **.00111**	**1.9687**	F **.00527**	F **.00052**
Stddev	.119	.00069	.009	.00377	.00242	.00027	.0025	.00325	.00087
%RSD	.23797	.14233	.09371	.75002	14.724	24.484	.12498	61.635	167.57
#1	49.782	.48527	10.109	.49975	.01471	.00092	1.9670	.00757	-.00010
#2	49.950	.48430	10.095	.50508	.01812	.00130	1.9705	.00298	.00114
Check ?	Chk Pass	Chk Pass	Chk Pass	Chk Pass	None	Chk Fail	Chk Pass	Chk Fail	Chk Fail
High Limit						.55000		7.0000	2.2000
Low Limit						.41000		1.0000	1.6800

Elem	Sr4077	Th2837	Ti3349	Tl1908	U_3701	V_2924	Zn2062	Zr3391
Line	407.771 { 83}	283.730 {119}	334.904 {101}	190.856 {477}	370.152 { 91}	292.402 {115}	206.200 {163}	339.198 { 99}
Units	ppm	ppm	ppm	ppm	ppm	ppm	ppm	ppm
Avg	**.90765**	**.96535**	F **.00547**	**1.9387**	**2.0845**	**.44946**	**.45004**	F **-.00406**
Stddev	.00391	.00618	.00024	.0040	.0107	.00061	.00319	.00201
%RSD	.43123	.64063	4.4271	.20825	.51194	.13576	.70981	49.411
#1	.90489	.96972	.00530	1.9358	2.0770	.44990	.44778	-.00548
#2	.91042	.96097	.00564	1.9415	2.0920	.44903	.45230	-.00264
Check ?	Chk Pass	Chk Pass	Chk Fail	Chk Pass	Chk Pass	Chk Pass	Chk Pass	Chk Fail
High Limit			1.1000					.60000
Low Limit			.90000					.40000

Int. Std.	Y_2243	Y_3600	Y_3774
Line	224.306 {450}	360.073 { 94}	377.433 { 89}
Units	Cts/S	Cts/S	Cts/S
Avg	**1456.5**	**31128.**	**6103.4**
Stddev	.5	17.	3.4
%RSD	.03342	.05604	.05618
#1	1456.1	31115.	6100.9
#2	1456.8	31140.	6105.8

Sample Name: 280-83354-B-1-D Acquired: 5/23/2016 21:58:45 Type: Unk
Method: 6500_026(v10) Mode: CONC Corr. Factor: 1.000000
User: kellyca Custom ID1: Custom ID2: Custom ID3:
Comment: 326167 6010B SOIL

Elem	Ag3280	Al3092	As1890	B_2089	Ba4554	Be3130	Bi2230	Ca3179	Cd2288
Line	328.068 {103}	309.271 {109}	189.042 {478}	208.959 {461}	455.403 { 74}	313.042 {108}	223.061 {451}	317.933 {106}	228.802 {447}
Units	ppm	ppm	ppm	ppm	ppm	ppm	ppm	ppm	ppm
Avg	**.00179**	**130.00**	**.08962**	**.22035**	**7.6657**	**.00532**	**.02070**	**295.06**	**.00640**
Stddev	.00002	.04	.00964	.00122	.0425	.00001	.00094	.66	.00034
%RSD	1.3465	.02746	10.754	.55214	.55403	.23440	4.5360	.22226	5.2512
#1	.00181	129.97	.08281	.22121	7.6958	.00531	.02137	294.59	.00664
#2	.00178	130.02	.09644	.21949	7.6357	.00533	.02004	295.52	.00616
Check ?	Chk Pass	Chk Pass	Chk Pass	Chk Pass	Chk Pass	Chk Pass	Chk Pass	Chk Pass	Chk Pass
High Limit									
Low Limit									

Elem	Co2286	Cr2055	Cu3247	Fe2714	K_7664	Li6707	Mg2790	Mn2576	Mo2020
Line	228.616 {447}	205.560 {464}	324.754 {104}	271.441 {124}	766.490 { 44}	670.784 { 50}	279.079 {121}2	257.610 {131}	202.030 {467}
Units	ppm	ppm	ppm	ppm	ppm	ppm	ppm	ppm	ppm
Avg	**.07843**	W **.18774**	**.55378**	**171.49**	**32.875**	**.16648**	**61.319**	**5.5490**	**.03207**
Stddev	.00041	.00047	.00090	.66	.029	.00004	.224	.0070	.00014
%RSD	.52117	.25235	.16228	.38316	.08823	.02596	.36567	.12550	.44304
#1	.07872	.18808	.55442	171.03	32.854	.16651	61.478	5.5540	.03217
#2	.07815	.18741	.55315	171.96	32.895	.16645	61.161	5.5441	.03196
Check ?	Chk Pass	Chk Warn	Chk Pass	Chk Pass	Chk Pass	Chk Pass	Chk Pass	Chk Pass	Chk Pass
High Limit		.10000							
Low Limit		-.01000							

Elem	Na8183	Ni2316	P_1782	Pb2203	S_1820	Sb2068	Se1960	Si2881	Sn1899
Line	818.326 { 41}	231.604 {446}	178.284 {489}	220.353 {453}	182.034 {485}	206.833 {463}	196.090 {472}	288.158 {117}	189.989 {477}
Units	ppm	ppm	ppm	ppm	ppm	ppm	ppm	ppm	ppm
Avg	**22.183**	**.23116**	**23.621**	**.12561**	**78.416**	**.00332**	**.03055**	**5.5773**	**.01802**
Stddev	.244	.00076	.042	.00207	.119	.00256	.00576	.0288	.00076
%RSD	1.0992	.33029	.17775	1.6474	.15120	77.160	18.850	.51686	4.2060
#1	22.355	.23170	23.651	.12707	78.500	.00513	.03462	5.5569	.01749
#2	22.011	.23062	23.591	.12415	78.332	.00151	.02647	5.5976	.01856
Check ?	Chk Pass	Chk Pass	Chk Pass	Chk Pass	Chk Pass	Chk Pass	Chk Pass	Chk Pass	Chk Pass
High Limit									
Low Limit									

Elem	Sr4077	Th2837	Ti3349	Tl1908	U_3701	V_2924	Zn2062	Zr3391
Line	407.771 { 83}	283.730 {119}	334.904 {101}	190.856 {477}	370.152 { 91}	292.402 {115}	206.200 {163}	339.198 { 99}
Units	ppm	ppm	ppm	ppm	ppm	ppm	ppm	ppm
Avg	**1.6875**	**.03558**	**.74416**	**.00531**	**.03469**	**.34451**	**1.1288**	**.05260**
Stddev	.0030	.00436	.00074	.00373	.01976	.00066	.0016	.00022
%RSD	.17862	12.265	.09890	70.174	56.972	.19182	.14490	.40964
#1	1.6854	.03867	.74468	.00794	.02071	.34404	1.1300	.05245
#2	1.6896	.03250	.74364	.00268	.04866	.34497	1.1277	.05275
Check ?	Chk Pass	Chk Pass	Chk Pass	Chk Pass	Chk Pass	Chk Pass	Chk Pass	Chk Pass
High Limit								
Low Limit								

Int. Std.	Y_2243	Y_3600	Y_3774
Line	224.306 {450}	360.073 { 94}	377.433 { 89}
Units	Cts/S	Cts/S	Cts/S
Avg	**1505.7**	**31653.**	**6517.7**
Stddev	.6	53.	10.2
%RSD	.03696	.16605	.15601
#1	1506.1	31616.	6524.9
#2	1505.3	31690.	6510.5

Sample Name: 280-83354-B-1-Dsd@5 Acquired: 5/23/2016 22:01:28 Type: Unk
Method: 6500_026(v10) Mode: CONC Corr. Factor: 1.000000
User: kellyca Custom ID1: Custom ID2: Custom ID3:
Comment: 326167 6010B SOIL

Elem	Ag3280	Al3092	As1890	B_2089	Ba4554	Be3130	Bi2230	Ca3179	Cd2288
Line	328.068 {103}	309.271 {109}	189.042 {478}	208.959 {461}	455.403 { 74}	313.042 {108}	223.061 {451}	317.933 {106}	228.802 {447}
Units	ppm	ppm	ppm	ppm	ppm	ppm	ppm	ppm	ppm
Avg	**.00046**	**26.555**	**.02135**	**.04899**	**1.6182**	**.00112**	**.00575**	**62.848**	**.00138**
Stddev	.00039	.000	.00305	.00130	.0027	.00006	.00020	.271	.00017
%RSD	85.225	.00179	14.265	2.6488	.16614	5.3029	3.5159	.43196	12.355
#1	.00074	26.555	.02350	.04807	1.6163	.00107	.00589	62.656	.00150
#2	.00018	26.555	.01920	.04991	1.6201	.00116	.00561	63.040	.00126
Check ?	Chk Pass	Chk Pass	Chk Pass	Chk Pass	Chk Pass	Chk Pass	Chk Pass	Chk Pass	Chk Pass
High Limit									
Low Limit									

Elem	Co2286	Cr2055	Cu3247	Fe2599	K_7664	Li6707	Mg2790	Mn2576	Mo2020
Line	228.616 {447}	205.560 {464}	324.754 {104}	259.940 {130}	766.490 { 44}	670.784 { 50}	279.079 {121}2	257.610 {131}	202.030 {467}
Units	ppm	ppm	ppm	ppm	ppm	ppm	ppm	ppm	ppm
Avg	**.01718**	**.04022**	**.11171**	**37.348**	**6.7442**	**.03361**	**13.420**	**1.2198**	**.00645**
Stddev	.00030	.00002	.00051	.135	.0083	.00068	.020	.0009	.00024
%RSD	1.7362	.04219	.45694	.36231	.12265	2.0310	.15039	.07320	3.6694
#1	.01739	.04020	.11207	37.253	6.7500	.03313	13.434	1.2204	.00629
#2	.01697	.04023	.11135	37.444	6.7383	.03410	13.405	1.2192	.00662
Check ?	Chk Pass	Chk Pass	Chk Pass	Chk Pass	Chk Pass	Chk Pass	Chk Pass	Chk Pass	Chk Pass
High Limit									
Low Limit									

Elem	Na5895	Ni2316	P_1782	Pb2203	S_1820	Sb2068	Se1960	Si2881	Sn1899
Line	589.592 { 57}	231.604 {446}	178.284 {489}	220.353 {453}	182.034 {485}	206.833 {463}	196.090 {472}	288.158 {117}	189.989 {477}
Units	ppm	ppm	ppm	ppm	ppm	ppm	ppm	ppm	ppm
Avg	**4.5145**	**.05208**	**4.9215**	**.02841**	**16.000**	**.00336**	**.01625**	**1.1751**	**.00290**
Stddev	.0007	.00068	.0129	.00085	.002	.00406	.00196	.0250	.00090
%RSD	.01483	1.3106	.26223	2.9932	.01216	120.85	12.043	2.1305	31.202
#1	4.5150	.05160	4.9124	.02781	16.001	.00623	.01763	1.1574	.00354
#2	4.5140	.05256	4.9306	.02902	15.998	.00049	.01486	1.1928	.00226
Check ?	Chk Pass	Chk Pass	Chk Pass	Chk Pass	Chk Pass	Chk Pass	Chk Pass	Chk Pass	Chk Pass
High Limit									
Low Limit									

Elem	Sr4077	Th2837	Ti3349	Tl1908	U_3701	V_2924	Zn2062	Zr3391
Line	407.771 { 83}	283.730 {119}	334.904 {101}	190.856 {477}	370.152 { 91}	292.402 {115}	206.200 {163}	339.198 { 99}
Units	ppm	ppm	ppm	ppm	ppm	ppm	ppm	ppm
Avg	**.35682**	**.01005**	**.15768**	**.00247**	**-.00199**	**.07304**	**.25072**	**.01182**
Stddev	.00166	.00068	.00097	.00101	.03033	.00109	.00104	.00050
%RSD	.46506	6.7754	.61239	40.999	1527.5	1.4868	.41647	4.1930
#1	.35565	.01053	.15699	.00319	-.02343	.07381	.24998	.01217
#2	.35800	.00956	.15836	.00175	.01946	.07228	.25146	.01147
Check ?	Chk Pass	Chk Pass	Chk Pass	Chk Pass	Chk Pass	Chk Pass	Chk Pass	Chk Pass
High Limit								
Low Limit								

Int. Std.	Y_2243	Y_3600	Y_3774
Line	224.306 {450}	360.073 { 94}	377.433 { 89}
Units	Cts/S	Cts/S	Cts/S
Avg	**1526.1**	**32109.**	**6308.4**
Stddev	.2	25.	22.4
%RSD	.01241	.07716	.35458
#1	1525.9	32091.	6324.2
#2	1526.2	32126.	6292.6

Sample Name: 280-83354-B-1-E MS Acquired: 5/23/2016 22:04:07 Type: Unk
Method: 6500_026(v10) Mode: CONC Corr. Factor: 1.000000
User: kellyca Custom ID1: Custom ID2: Custom ID3:
Comment: 326167 6010B SOIL

Elem	Ag3280	Al3092	As1890	B_2089	Ba4554	Be3130	Bi2230	Ca3179	Cd2288
Line	328.068 {103}	309.271 {109}	189.042 {478}	208.959 {461}	455.403 { 74}	313.042 {108}	223.061 {451}	317.933 {106}	228.802 {447}
Units	ppm	ppm	ppm	ppm	ppm	ppm	ppm	ppm	ppm
Avg	**.04538**	**123.10**	**.98077**	**.20058**	**8.4042**	**.04677**	**1.9422**	**370.15**	**.09417**
Stddev	.00036	.03	.00055	.00106	.0245	.00008	.0016	3.15	.00034
%RSD	.78936	.02333	.05648	.52602	.29181	.16490	.08225	.85120	.36110
#1	.04513	123.08	.98116	.19983	8.4215	.04672	1.9411	367.92	.09441
#2	.04564	123.12	.98038	.20132	8.3868	.04683	1.9433	372.38	.09393
Check ?	Chk Pass	Chk Pass	Chk Pass	Chk Pass	Chk Pass	Chk Pass	Chk Pass	Chk Pass	Chk Pass
High Limit									
Low Limit									

Elem	Co2286	Cr2055	Cu3247	Fe2714	K_7664	Li6707	Mg2790	Mn2576	Mo2020
Line	228.616 {447}	205.560 {464}	324.754 {104}	271.441 {124}	766.490 { 44}	670.784 { 50}	279.079 {121}2	257.610 {131}	202.030 {467}
Units	ppm	ppm	ppm	ppm	ppm	ppm	ppm	ppm	ppm
Avg	**.47176**	W **.34088**	**.70742**	**149.78**	**73.820**	**1.0626**	**95.549**	**5.1290**	**.02381**
Stddev	.00111	.00216	.00022	.57	.002	.0005	.159	.0032	.00017
%RSD	.23605	.63466	.03164	.38261	.00298	.04389	.16612	.06139	.70223
#1	.47255	.34241	.70757	150.18	73.819	1.0623	95.437	5.1268	.02393
#2	.47097	.33935	.70726	149.37	73.822	1.0629	95.661	5.1312	.02369
Check ?	Chk Pass	Chk Warn	Chk Pass	Chk Pass	Chk Pass	Chk Pass	Chk Pass	Chk Pass	Chk Pass
High Limit		.10000							
Low Limit		-.01000							

Elem	Na8183	Ni2316	P_1782	Pb2203	S_1820	Sb2068	Se1960	Si2881	Sn1899
Line	818.326 { 41}	231.604 {446}	178.284 {489}	220.353 {453}	182.034 {485}	206.833 {463}	196.090 {472}	288.158 {117}	189.989 {477}
Units	ppm	ppm	ppm	ppm	ppm	ppm	ppm	ppm	ppm
Avg	**63.585**	**.59473**	**34.753**	**.52251**	**79.954**	**.00681**	**1.8056**	**3.4652**	**.01610**
Stddev	.118	.00001	.054	.00166	.160	.00172	.0034	.0039	.00025
%RSD	.18540	.00204	.15406	.31778	.19963	25.235	.19004	.11348	1.5621
#1	63.501	.59474	34.791	.52134	80.067	.00803	1.8080	3.4679	.01592
#2	63.668	.59473	34.716	.52368	79.841	.00560	1.8031	3.4624	.01628
Check ?	Chk Pass	Chk Pass	Chk Pass	Chk Pass	Chk Pass	Chk Pass	Chk Pass	Chk Pass	Chk Pass
High Limit									
Low Limit									

Elem	Sr4077	Th2837	Ti3349	Tl1908	U_3701	V_2924	Zn2062	Zr3391
Line	407.771 { 83}	283.730 {119}	334.904 {101}	190.856 {477}	370.152 { 91}	292.402 {115}	206.200 {163}	339.198 { 99}
Units	ppm	ppm	ppm	ppm	ppm	ppm	ppm	ppm
Avg	**2.5310**	**.76143**	**.58212**	**1.5199**	**1.7934**	**.69034**	**1.3125**	**.03366**
Stddev	.0006	.00338	.00105	.0047	.0093	.00219	.0004	.00016
%RSD	.02228	.44411	.18018	.30829	.51958	.31763	.03390	.46604
#1	2.5306	.75904	.58137	1.5232	1.8000	.68878	1.3128	.03355
#2	2.5314	.76382	.58286	1.5166	1.7869	.69189	1.3122	.03377
Check ?	Chk Pass	Chk Pass	Chk Pass	Chk Pass	Chk Pass	Chk Pass	Chk Pass	Chk Pass
High Limit								
Low Limit								

Int. Std.	Y_2243	Y_3600	Y_3774
Line	224.306 {450}	360.073 { 94}	377.433 { 89}
Units	Cts/S	Cts/S	Cts/S
Avg	**1496.3**	**31170.**	**6565.0**
Stddev	2.2	48.	19.6
%RSD	.14812	.15369	.29919
#1	1494.7	31203.	6578.9
#2	1497.9	31136.	6551.1

Sample Name: 280-83354-B-1-F MSD Acquired: 5/23/2016 22:06:51 Type: Unk
Method: 6500_026(v10) Mode: CONC Corr. Factor: 1.000000
User: kellyca Custom ID1: Custom ID2: Custom ID3:
Comment: 326167 6010B SOIL

Elem	Ag3280	Al3092	As1890	B_2089	Ba4554	Be3130	Bi2230	Ca3179	Cd2288
Line	328.068 {103}	309.271 {109}	189.042 {478}	208.959 {461}	455.403 { 74}	313.042 {108}	223.061 {451}	317.933 {106}	228.802 {447}
Units	ppm	ppm	ppm	ppm	ppm	ppm	ppm	ppm	ppm
Avg	**.04859**	**104.68**	**1.0452**	**.17773**	**9.1259**	**.04993**	**2.0943**	**283.79**	**.10033**
Stddev	.00017	.08	.0046	.00058	.0589	.00004	.0040	.76	.00042
%RSD	.34069	.07597	.43870	.32534	.64484	.07142	.19010	.26880	.41540
#1	.04870	104.74	1.0420	.17814	9.0843	.04996	2.0915	284.33	.10003
#2	.04847	104.62	1.0485	.17732	9.1675	.04990	2.0971	283.25	.10062
Check ?	Chk Pass	Chk Pass	Chk Pass	Chk Pass	Chk Pass	Chk Pass	Chk Pass	Chk Pass	Chk Pass
High Limit									
Low Limit									

Elem	Co2286	Cr2055	Cu3247	Fe2714	K_7664	Li6707	Mg2790	Mn2576	Mo2020
Line	228.616 {447}	205.560 {464}	324.754 {104}	271.441 {124}	766.490 { 44}	670.784 { 50}	279.079 {121}2	257.610 {131}	202.030 {467}
Units	ppm	ppm	ppm	ppm	ppm	ppm	ppm	ppm	ppm
Avg	**.50224**	W **.32690**	**.64316**	**127.98**	**72.756**	**1.1113**	**94.921**	**4.5232**	**.02039**
Stddev	.00517	.00172	.00045	.22	.010	.0014	.197	.0159	.00003
%RSD	1.0296	.52721	.07014	.17557	.01347	.12708	.20710	.35129	.15350
#1	.49859	.32568	.64348	128.14	72.763	1.1123	94.782	4.5120	.02037
#2	.50590	.32812	.64285	127.82	72.749	1.1103	95.060	4.5344	.02041
Check ?	Chk Pass	Chk Warn	Chk Pass	Chk Pass	Chk Pass	Chk Pass	Chk Pass	Chk Pass	Chk Pass
High Limit		.10000							
Low Limit		-.01000							

Elem	Na8183	Ni2316	P_1782	Pb2203	S_1820	Sb2068	Se1960	Si2881	Sn1899
Line	818.326 { 41}	231.604 {446}	178.284 {489}	220.353 {453}	182.034 {485}	206.833 {463}	196.090 {472}	288.158 {117}	189.989 {477}
Units	ppm	ppm	ppm	ppm	ppm	ppm	ppm	ppm	ppm
Avg	**64.422**	**.60551**	**27.214**	**.54485**	**63.707**	**.00305**	**1.9279**	**3.9022**	**.01400**
Stddev	.095	.00240	.065	.00106	.243	.00206	.0042	.0192	.00233
%RSD	.14761	.39636	.23981	.19484	.38176	67.478	.21628	.49076	16.657
#1	64.355	.60381	27.168	.54410	63.535	.00159	1.9250	3.8886	.01235
#2	64.490	.60721	27.260	.54560	63.879	.00450	1.9309	3.9157	.01565
Check ?	Chk Pass	Chk Pass	Chk Pass	Chk Pass	Chk Pass	Chk Pass	Chk Pass	Chk Pass	Chk Pass
High Limit									
Low Limit									

Elem	Sr4077	Th2837	Ti3349	Tl1908	U_3701	V_2924	Zn2062	Zr3391
Line	407.771 { 83}	283.730 {119}	334.904 {101}	190.856 {477}	370.152 { 91}	292.402 {115}	206.200 {163}	339.198 { 99}
Units	ppm	ppm	ppm	ppm	ppm	ppm	ppm	ppm
Avg	**2.1052**	**.85818**	**.55818**	**1.6747**	**1.9577**	**.67231**	**1.2443**	**.02858**
Stddev	.0026	.00134	.00157	.0073	.0193	.00150	.0036	.00013
%RSD	.12495	.15663	.28167	.43772	.98675	.22305	.29240	.44134
#1	2.1071	.85913	.55707	1.6695	1.9441	.67125	1.2417	.02867
#2	2.1033	.85723	.55930	1.6798	1.9714	.67337	1.2468	.02850
Check ?	Chk Pass	Chk Pass	Chk Pass	Chk Pass	Chk Pass	Chk Pass	Chk Pass	Chk Pass
High Limit								
Low Limit								

Int. Std.	Y_2243	Y_3600	Y_3774
Line	224.306 {450}	360.073 { 94}	377.433 { 89}
Units	Cts/S	Cts/S	Cts/S
Avg	**1473.8**	**30526.**	**6397.6**
Stddev	7.5	104.	9.1
%RSD	.51185	.33955	.14254
#1	1479.1	30599.	6391.2
#2	1468.4	30452.	6404.1

Sample Name: 280-83354-B-2-B Acquired: 5/23/2016 22:09:30 Type: Unk
Method: 6500_026(v10) Mode: CONC Corr. Factor: 1.000000
User: kellyca Custom ID1: Custom ID2: Custom ID3:
Comment: 326167 6010B SOIL

Elem	Ag3280	Al3092	As1890	B_2089	Ba4554	Be3130	Bi2230	Ca3179	Cd2288
Line	328.068 {103}	309.271 {109}	189.042 {478}	208.959 {461}	455.403 { 74}	313.042 {108}	223.061 {451}	317.933 {106}	228.802 {447}
Units	ppm	ppm	ppm	ppm	ppm	ppm	ppm	ppm	ppm
Avg	**.00425**	**134.74**	**.05406**	**.18665**	W **20.754**	**.00646**	**.04670**	**300.81**	**.00620**
Stddev	.00033	.25	.00236	.00001	.143	.00003	.00101	.36	.00009
%RSD	7.6520	.18568	4.3590	.00406	.68927	.47393	2.1713	.12126	1.3818
#1	.00402	134.56	.05239	.18665	20.855	.00643	.04741	301.07	.00626
#2	.00449	134.91	.05572	.18666	20.653	.00648	.04598	300.56	.00614
Check ?	Chk Pass	Chk Pass	Chk Pass	Chk Pass	Chk Warn	Chk Pass	Chk Pass	Chk Pass	Chk Pass
High Limit					12.000				
Low Limit					-.01000				

Elem	Co2286	Cr2055	Cu3247	Fe2714	K_7664	Li6707	Mg2790	Mn2576	Mo2020
Line	228.616 {447}	205.560 {464}	324.754 {104}	271.441 {124}	766.490 { 44}	670.784 { 50}	279.079 {121}2	257.610 {131}	202.030 {467}
Units	ppm	ppm	ppm	ppm	ppm	ppm	ppm	ppm	ppm
Avg	**.04778**	W **.16098**	**.68258**	**125.94**	**38.111**	**.13284**	**61.374**	**2.4525**	**.02121**
Stddev	.00039	.00061	.00604	.04	.286	.00065	.619	.0212	.00008
%RSD	.81408	.37640	.88523	.03447	.75132	.48662	1.0088	.86433	.39049
#1	.04806	.16141	.67831	125.90	37.908	.13238	60.936	2.4375	.02115
#2	.04751	.16055	.68685	125.97	38.313	.13329	61.811	2.4675	.02127
Check ?	Chk Pass	Chk Warn	Chk Pass	Chk Pass	Chk Pass	Chk Pass	Chk Pass	Chk Pass	Chk Pass
High Limit		.10000							
Low Limit		-.01000							

Elem	Na5895	Ni2316	P_1782	Pb2203	S_1820	Sb2068	Se1960	Si2881	Sn1899
Line	589.592 { 57}	231.604 {446}	178.284 {489}	220.353 {453}	182.034 {485}	206.833 {463}	196.090 {472}	288.158 {117}	189.989 {477}
Units	ppm	ppm	ppm	ppm	ppm	ppm	ppm	ppm	ppm
Avg	**6.8654**	**.13286**	**32.367**	**.09819**	**43.185**	**.00466**	**.02853**	**4.0053**	**.03461**
Stddev	.0327	.00042	.029	.00051	.039	.00104	.00746	.0104	.00219
%RSD	.47653	.31573	.09038	.52009	.09042	22.214	26.159	.26000	6.3406
#1	6.8423	.13316	32.346	.09855	43.213	.00539	.03381	3.9980	.03616
#2	6.8885	.13256	32.388	.09783	43.158	.00393	.02326	4.0127	.03305
Check ?	Chk Pass	Chk Pass	Chk Pass	Chk Pass	Chk Pass	Chk Pass	Chk Pass	Chk Pass	Chk Pass
High Limit									
Low Limit									

Elem	Sr4077	Th2837	Ti3349	Tl1908	U_3701	V_2924	Zn2062	Zr3391
Line	407.771 { 83}	283.730 {119}	334.904 {101}	190.856 {477}	370.152 { 91}	292.402 {115}	206.200 {163}	339.198 { 99}
Units	ppm	ppm	ppm	ppm	ppm	ppm	ppm	ppm
Avg	**1.5638**	**.03727**	**1.5386**	**.00494**	**.01200**	**.28329**	**1.1403**	**.09197**
Stddev	.0087	.00197	.0172	.00067	.00924	.00388	.0096	.00069
%RSD	.55692	5.2977	1.1193	13.618	76.978	1.3697	.83854	.75141
#1	1.5576	.03587	1.5264	.00542	.01853	.28054	1.1335	.09246
#2	1.5699	.03867	1.5508	.00446	.00547	.28603	1.1470	.09148
Check ?	Chk Pass	Chk Pass	Chk Pass	Chk Pass	Chk Pass	Chk Pass	Chk Pass	Chk Pass
High Limit								
Low Limit								

Int. Std.	Y_2243	Y_3600	Y_3774
Line	224.306 {450}	360.073 { 94}	377.433 { 89}
Units	Cts/S	Cts/S	Cts/S
Avg	**1534.1**	**31905.**	**6627.9**
Stddev	2.1	284.	14.5
%RSD	.13903	.89110	.21804
#1	1535.6	32107.	6638.1
#2	1532.6	31704.	6617.7

Sample Name: ccvh-3900196 Acquired: 5/23/2016 22:12:13 Type: QC
Method: 6500_026(v10) Mode: CONC Corr. Factor: 1.000000
User: kellyca Custom ID1: Custom ID2: Custom ID3:
Comment:

Elem	Ag3280	Al3092	As1890	B_2089	Ba4554	Be3130	Bi2230	Ca3179	Cd2288	Co2286	Cr2055	Cu3247	Fe2714
Units	ppm	ppm	ppm	ppm	ppm	ppm	ppm	ppm	ppm	ppm	ppm	ppm	ppm
Avg	**.00146**	**47.530**	**.00147**	**.00349**	**.00551**	**.00136**	**1.0597**	**.01829**	**.00044**	**.00498**	**.00096**	**.00711**	**47.446**
Stddev	.00062	.150	.00389	.00041	.00073	.00003	.0064	.00992	.00001	.00052	.00004	.00008	.079
%RSD	42.516	.31534	264.59	11.722	13.300	2.3637	.60799	54.239	2.5221	10.516	3.8796	1.0636	.16596
#1	.00190	47.424	-.00128	.00378	.00602	.00138	1.0643	.02531	.00044	.00535	.00094	.00706	47.390
#2	.00102	47.636	.00422	.00320	.00499	.00134	1.0551	.01128	.00045	.00461	.00099	.00716	47.501
Check ?	None	Chk Pass	None	None	None	None	Chk Pass	None	None	None	None	None	Chk Pass
Value													
Range													

Elem	K_7664	Li6707	Mg2790	Mn2576	Mo2020	Na8183	Ni2316	P_1782	Pb2203	S_1820	Sb2068	Se1960	Si2881
Units	ppm	ppm	ppm	ppm	ppm	ppm	ppm	ppm	ppm	ppm	ppm	ppm	ppm
Avg	**.22975**	**.00363**	**.22514**	**.00120**	**-.00128**	**249.75**	**.00115**	**.01542**	**-.00124**	**5.0263**	**.00321**	**.01496**	**.01377**
Stddev	.00725	.00043	.00603	.00006	.00036	.27	.00040	.00023	.00195	.0108	.00322	.00127	.00372
%RSD	3.1536	11.858	2.6801	5.0814	28.071	.10828	35.190	1.5150	157.51	.21409	100.58	8.4602	26.995
#1	.22463	.00333	.22087	.00124	-.00103	249.94	.00086	.01558	-.00262	5.0339	.00549	.01406	.01640
#2	.23488	.00394	.22940	.00116	-.00154	249.56	.00143	.01525	.00014	5.0187	.00093	.01585	.01114
Check ?	None	None	None	None	None	Chk Pass	None	None	None	Chk Pass	None	None	None
Value													
Range													

Elem	Sn1899	Sr4077	Th2837	Ti3349	Tl1908	U_3701	V_2924	Zn2062	Zr3391
Units	ppm	ppm	ppm	ppm	ppm	ppm	ppm	ppm	ppm
Avg	**.00359**	**.00211**	**4.9286**	**.02637**	**.00057**	**10.293**	**-.01494**	**-.00025**	**-.01174**
Stddev	.00086	.00004	.0031	.00033	.00211	.009	.00001	.00084	.00101
%RSD	24.047	1.7567	.06272	1.2392	371.48	.08362	.07717	336.42	8.6170
#1	.00419	.00214	4.9264	.02614	-.00093	10.286	-.01493	.00035	-.01102
#2	.00298	.00209	4.9307	.02660	.00206	10.299	-.01495	-.00085	-.01245
Check ?	None	None	Chk Pass	None	None	Chk Pass	None	None	None
Value									
Range									

Int. Std.	Y_2243	Y_3600	Y_3774
Units	Cts/S	Cts/S	Cts/S
Avg	**1477.9**	**31041.**	**6086.0**
Stddev	1.5	78.	15.7
%RSD	.10090	.25184	.25751
#1	1476.9	31096.	6074.9
#2	1479.0	30986.	6097.1

Sample Name: ccv-3900195 Acquired: 5/23/2016 22:15:01 Type: QC
Method: 6500_026(v10) Mode: CONC Corr. Factor: 1.000000
User: kellyca Custom ID1: Custom ID2: Custom ID3:
Comment:

Elem	Ag3280	Al1670	As1890	B_2089	Ba4554	Be3130	Bi2230	Ca3179	Cd2288	Co2286	Cr2055	Cu3247	Fe2599	K_7664
Units	ppm	ppm	ppm	ppm	ppm	ppm	ppm	ppm	ppm	ppm	ppm	ppm	ppm	ppm
Avg	**.48031**	**.52579**	**1.0168**	**.54023**	**.49125**	**.49259**	**.00361**	**4.8645**	**.51607**	**.51281**	**.50246**	**.48932**	**2.4503**	**49.379**
Stddev	.00239	.00122	.0015	.00054	.00208	.00201	.00114	.0052	.00142	.00038	.00111	.00173	.0018	.190
%RSD	.49783	.23150	.14519	.09922	.42388	.40711	31.593	.10626	.27510	.07377	.22166	.35350	.07456	.38531
#1	.48200	.52665	1.0178	.54061	.48978	.49117	.00442	4.8681	.51507	.51308	.50167	.49054	2.4516	49.244
#2	.47862	.52492	1.0157	.53985	.49272	.49400	.00280	4.8608	.51707	.51254	.50325	.48810	2.4490	49.513
Check ?	Chk Pass	Chk Pass	Chk Pass	Chk Pass	Chk Pass	Chk Pass	None	Chk Pass	Chk Pass	Chk Pass	Chk Pass	Chk Pass	Chk Pass	Chk Pass
Value														
Range														

Elem	Li6707	Mg2790	Mn2576	Mo2020	Na5895	Ni2316	P_1782	Pb2203	S_1820	Sb2068	Se1960	Si2881	Sn1899	Sr4077
Units	ppm	ppm	ppm	ppm	ppm	ppm	ppm	ppm	ppm	ppm	ppm	ppm	ppm	ppm
Avg	**1.0139**	**19.363**	**.48594**	**.50712**	**5.1143**	**.50394**	**1.0101**	**1.0472**	**.00340**	**.99910**	**1.0433**	**4.8853**	**.99353**	**.47082**
Stddev	.0038	.077	.00059	.00084	.0080	.00037	.0040	.0018	.00110	.00450	.0082	.0225	.00003	.00150
%RSD	.37281	.39541	.12172	.16661	.15662	.07418	.39057	.17230	32.383	.45020	.78299	.45949	.00347	.31925
#1	1.0112	19.417	.48635	.50771	5.1199	.50421	1.0073	1.0485	.00262	1.0023	1.0491	4.8695	.99356	.46976
#2	1.0166	19.309	.48552	.50652	5.1086	.50368	1.0129	1.0459	.00418	.99592	1.0375	4.9012	.99351	.47188
Check ?	Chk Pass	Chk Pass	Chk Pass	Chk Pass	Chk Pass	Chk Pass	Chk Pass	Chk Pass	None	Chk Pass	Chk Pass	Chk Pass	Chk Pass	Chk Pass
Value														
Range														

Elem	Th2837	Ti3349	Tl1908	U_3701	V_2924	Zn2062	Zr3391
Units	ppm	ppm	ppm	ppm	ppm	ppm	ppm
Avg	**.00418**	**.46387**	**1.0353**	**.03037**	**.46620**	**.47533**	**.48919**
Stddev	.00032	.00111	.0033	.01815	.00151	.00295	.00411
%RSD	7.7423	.23845	.31592	59.772	.32388	.62055	.84024
#1	.00396	.46465	1.0330	.01753	.46727	.47742	.48629
#2	.00441	.46309	1.0376	.04320	.46513	.47324	.49210
Check ?	None	Chk Pass	Chk Pass	None	Chk Pass	Chk Pass	Chk Pass
Value							
Range							

Int. Std.	Y_2243	Y_3600	Y_3774
Units	Cts/S	Cts/S	Cts/S
Avg	**1538.8**	**32267.**	**6160.9**
Stddev	3.5	50.	5.8
%RSD	.22665	.15348	.09485
#1	1541.3	32232.	6156.8
#2	1536.4	32302.	6165.0

Sample Name: ccb Acquired: 5/23/2016 22:17:36 Type: QC
Method: 6500_026(v10) Mode: CONC Corr. Factor: 1.000000
User: kellyca Custom ID1: Custom ID2: Custom ID3:
Comment:

Elem	Ag3280	Al1670	As1890	B_2089	Ba4554	Be3130	Bi2230	Ca3179	Cd2288	Co2286	Cr2055	Cu3247
Units	ppm	ppm	ppm	ppm	ppm	ppm	ppm	ppm	ppm	ppm	ppm	ppm
Avg	**.00049**	**.00529**	**-.00035**	W **.00170**	F **.00226**	**.00005**	**.00654**	**.00979**	**-.00037**	**-.00026**	**-.00004**	**-.00041**
Stddev	.00002	.00188	.00383	.00039	.00004	.00004	.00135	.00238	.00007	.00004	.00005	.00013
%RSD	4.8149	35.598	1081.2	22.923	1.7375	80.936	20.616	24.364	19.648	16.682	116.01	31.461
#1	.00050	.00662	-.00306	.00197	.00223	.00002	.00750	.01148	-.00042	-.00023	-.00008	-.00032
#2	.00047	.00396	.00235	.00142	.00229	.00008	.00559	.00810	-.00032	-.00029	-.00001	-.00050
Check ?	Chk Pass	Chk Pass	Chk Pass	Chk Warn	Chk Fail	Chk Pass	None	Chk Pass	Chk Pass	Chk Pass	Chk Pass	Chk Pass
High Limit				.00156	.00115							
Low Limit				-.00156	-.00115							

Elem	Fe2599	K_7664	Li6707	Mg2790	Mn2576	Mo2020	Na5895	Ni2316	P_1782	Pb2203	S_1820	Sb2068
Units	ppm	ppm	ppm	ppm	ppm	ppm	ppm	ppm	ppm	ppm	ppm	ppm
Avg	F **.13491**	**.04691**	**-.00073**	**.00464**	F **.00074**	**.00017**	**.02487**	**.00018**	**-.00048**	W **.00303**	**.00446**	**.00307**
Stddev	.00062	.01619	.00069	.00610	.00006	.00038	.00153	.00029	.00210	.00349	.00340	.00104
%RSD	.45765	34.508	94.646	131.34	7.7158	227.00	6.1516	159.54	438.11	115.35	76.143	33.831
#1	.13447	.03546	-.00024	.00895	.00078	-.00010	.02595	-.00002	.00101	.00056	.00206	.00380
#2	.13534	.05835	-.00122	.00033	.00070	.00043	.02379	.00038	-.00197	.00550	.00687	.00233
Check ?	Chk Fail	Chk Pass	Chk Pass	Chk Pass	Chk Fail	Chk Pass	Chk Pass	Chk Pass	Chk Pass	Chk Warn	None	Chk Pass
High Limit	.04400				.00051					.00261		
Low Limit	-.04400				-.00051					-.00261		

Elem	Se1960	Si2881	Sn1899	Sr4077	Th2837	Ti3349	Tl1908	U_3701	V_2924	Zn2062	Zr3391
Units	ppm	ppm	ppm	ppm	ppm	ppm	ppm	ppm	ppm	ppm	ppm
Avg	F **.01105**	**.00419**	**-.00030**	**.00014**	**.00272**	**.00050**	**.00223**	**.01858**	**-.00002**	**.00044**	**.00088**
Stddev	.00436	.00421	.00021	.00007	.00085	.00011	.00096	.00731	.00038	.00048	.00022
%RSD	39.475	100.36	69.975	51.323	31.073	23.052	43.167	39.326	2386.4	110.04	24.835
#1	.01413	.00717	-.00015	.00009	.00213	.00041	.00291	.01341	-.00029	.00078	.00072
#2	.00797	.00122	-.00046	.00020	.00332	.00058	.00155	.02375	.00025	.00010	.00103
Check ?	Chk Fail	Chk Pass	Chk Pass	Chk Pass	Chk Pass	Chk Pass	Chk Pass	Chk Pass	Chk Pass	Chk Pass	Chk Pass
High Limit	.00972										
Low Limit	-.00972										

Int. Std.	Y_2243	Y_3600	Y_3774
Units	Cts/S	Cts/S	Cts/S
Avg	**1559.6**	**32856.**	**6091.8**
Stddev	4.5	5.	25.4
%RSD	.28587	.01386	.41736
#1	1562.8	32852.	6109.8
#2	1556.5	32859.	6073.9

Sample Name: ccvl-3907489 Acquired: 5/23/2016 22:20:22 Type: QC
Method: 6500_026(v10) Mode: CONC Corr. Factor: 1.000000
User: kellyca Custom ID1: Custom ID2: Custom ID3:
Comment:

Elem	Ag3280	Al1670	As1890	B_2089	Ba4554	Be3130	Bi2230	Ca3179	Cd2288	Co2286	Cr2055	Cu3247
Units	ppm	ppm	ppm	ppm	ppm	ppm	ppm	ppm	ppm	ppm	ppm	ppm
Avg	**.00953**	**.10531**	**.01194**	**.10168**	**.01019**	**.00097**	**.11455**	**.19182**	**.00499**	**.01036**	**.01013**	**.01313**
Stddev	.00012	.00148	.00496	.00001	.00007	.00006	.00269	.00152	.00016	.00015	.00001	.00014
%RSD	1.2348	1.4023	41.572	.00556	.73444	5.6791	2.3463	.79427	3.2096	1.4394	.12181	1.0875
#1	.00961	.10427	.01545	.10168	.01024	.00093	.11265	.19074	.00488	.01025	.01012	.01303
#2	.00945	.10636	.00843	.10167	.01014	.00101	.11645	.19289	.00511	.01046	.01013	.01323
Check ?	Chk Pass	Chk Pass	Chk Pass	Chk Pass	Chk Pass	Chk Pass	Chk Pass	Chk Pass	Chk Pass	Chk Pass	Chk Pass	Chk Pass
Value												
Range												

Elem	Fe2599	K_7664	Li6707	Mg2790	Mn2576	Mo2020	Na5895	Ni2316	P_1782	Pb2203	S_1820	Sb2068
Units	ppm	ppm	ppm	ppm	ppm	ppm	ppm	ppm	ppm	ppm	ppm	ppm
Avg	F **.13735**	**2.9380**	**.00962**	**.19675**	**.01007**	**.02027**	F **1.3065**	**.04143**	**2.8277**	**.01167**	**.00450**	**.02400**
Stddev	.00315	.0235	.00034	.00178	.00015	.00005	.0006	.00017	.0042	.00014	.00072	.00006
%RSD	2.2956	.79919	3.5841	.90428	1.4830	.23726	.04780	.41597	.14675	1.2058	15.977	.24382
#1	.13513	2.9214	.00986	.19549	.01018	.02023	1.3069	.04131	2.8247	.01157	.00501	.02396
#2	.13958	2.9546	.00938	.19801	.00996	.02030	1.3060	.04155	2.8306	.01177	.00399	.02404
Check ?	Chk Fail	Chk Pass	Chk Pass	Chk Pass	Chk Pass	Chk Pass	Chk Fail	Chk Pass	Chk Pass	Chk Pass	None	Chk Pass
Value	.10000						1.0000					
Range	30.000%						30.000%					

Elem	Se1960	Si2881	Sn1899	Sr4077	Th2837	Ti3349	Tl1908	U_3701	V_2924	Zn2062	Zr3391
Units	ppm	ppm	ppm	ppm	ppm	ppm	ppm	ppm	ppm	ppm	ppm
Avg	F **.02536**	**.47744**	**.09837**	**.00943**	**.01531**	**.00924**	**.01494**	**.07267**	**.00938**	**.01958**	**.01485**
Stddev	.00103	.00708	.00010	.00000	.00098	.00019	.00078	.01761	.00114	.00043	.00106
%RSD	4.0468	1.4837	.10627	.03546	6.3875	2.0035	5.2310	24.234	12.154	2.2125	7.1332
#1	.02464	.47243	.09829	.00942	.01601	.00937	.01439	.08512	.00858	.01988	.01410
#2	.02609	.48245	.09844	.00943	.01462	.00911	.01550	.06022	.01019	.01927	.01560
Check ?	Chk Fail	Chk Pass	Chk Pass	Chk Pass	Chk Pass	Chk Pass	Chk Pass	Chk Pass	Chk Pass	Chk Pass	Chk Pass
Value	.01500										
Range	30.000%										

Int. Std.	Y_2243	Y_3600	Y_3774
Units	Cts/S	Cts/S	Cts/S
Avg	**1545.4**	**32813.**	**6087.7**
Stddev	5.1	53.	15.4
%RSD	.32769	.16147	.25253
#1	1541.9	32850.	6076.8
#2	1549.0	32775.	6098.5

Sample Name: MB 280-325811/1-A Acquired: 5/23/2016 22:23:06 Type: Unk
Method: 6500_026(v10) Mode: CONC Corr. Factor: 1.000000
User: kellyca Custom ID1: 5/19 Custom ID2: Custom ID3:
Comment: 325811 6010B

Elem	Ag3280	Al1670	As1890	B_2089	Ba4554	Be3130	Bi2230	Ca3179	Cd2288
Line	328.068 {103}	167.079 {502}	189.042 {478}	208.959 {461}	455.403 { 74}	313.042 {108}	223.061 {451}	317.933 {106}	228.802 {447}
Units	ppm	ppm	ppm	ppm	ppm	ppm	ppm	ppm	ppm
Avg	**-.00013**	**.00865**	**-.00337**	**.00130**	**.00036**	**-.00004**	**.00082**	**.01080**	**-.00010**
Stddev	.00050	.00090	.00490	.00012	.00011	.00004	.00469	.00087	.00031
%RSD	377.90	10.376	145.54	9.3538	29.776	105.84	574.89	8.0431	315.70
#1	.00022	.00802	-.00683	.00121	.00028	-.00007	-.00250	.01019	.00012
#2	-.00049	.00929	.00010	.00138	.00043	-.00001	.00413	.01141	-.00032
Check ?	Chk Pass	Chk Pass	Chk Pass	Chk Pass	Chk Pass	Chk Pass	Chk Pass	Chk Pass	Chk Pass
High Limit									
Low Limit									

Elem	Co2286	Cr2055	Cu3247	Fe2599	K_7664	Li6707	Mg2790	Mn2576	Mo2020
Line	228.616 {447}	205.560 {464}	324.754 {104}	259.940 {130}	766.490 { 44}	670.784 { 50}	279.079 {121}2	257.610 {131}	202.030 {467}
Units	ppm	ppm	ppm	ppm	ppm	ppm	ppm	ppm	ppm
Avg	**-.00008**	**.00015**	**-.00101**	F **.11078**	**.03021**	**-.00066**	**.00602**	**.00088**	**-.00006**
Stddev	.00038	.00023	.00023	.00236	.00662	.00121	.00218	.00007	.00017
%RSD	495.75	156.29	22.855	2.1294	21.919	184.43	36.293	8.3683	300.71
#1	-.00034	-.00002	-.00085	.10911	.02553	-.00151	.00447	.00094	.00007
#2	.00019	.00031	-.00118	.11244	.03489	.00020	.00756	.00083	-.00018
Check ?	Chk Pass	Chk Pass	Chk Pass	Chk Fail	Chk Pass	Chk Pass	Chk Pass	Chk Pass	Chk Pass
High Limit				.10000					
Low Limit				-.10000					

Elem	Na5895	Ni2316	P_1782	Pb2203	S_1820	Sb2068	Se1960	Si2881	Sn1899
Line	589.592 { 57}	231.604 {446}	178.284 {489}	220.353 {453}	182.034 {485}	206.833 {463}	196.090 {472}	288.158 {117}	189.989 {477}
Units	ppm	ppm	ppm	ppm	ppm	ppm	ppm	ppm	ppm
Avg	**.03106**	**-.00020**	**.00014**	**.00138**	**.01184**	**.00115**	W **.00952**	**.00355**	**.00053**
Stddev	.00175	.00015	.00316	.00101	.00024	.00013	.00062	.00449	.00090
%RSD	5.6380	75.061	2310.0	72.881	2.0526	11.237	6.5426	126.42	168.58
#1	.03230	-.00009	.00237	.00209	.01201	.00124	.00996	.00672	.00117
#2	.02983	-.00031	-.00210	.00067	.01166	.00106	.00907	.00038	-.00010
Check ?	Chk Pass	Chk Pass	Chk Pass	Chk Pass	Chk Pass	Chk Pass	Chk Warn	Chk Pass	Chk Pass
High Limit							.00500		
Low Limit							-.00500		

Elem	Sr4077	Th2837	Ti3349	Tl1908	U_3701	V_2924	Zn2062	Zr3391
Line	407.771 { 83}	283.730 {119}	334.904 {101}	190.856 {477}	370.152 { 91}	292.402 {115}	206.200 {163}	339.198 { 99}
Units	ppm	ppm	ppm	ppm	ppm	ppm	ppm	ppm
Avg	**.00005**	**.00230**	**.00068**	**.00141**	**.01328**	**.00043**	**.00246**	**.00207**
Stddev	.00002	.00055	.00024	.00043	.02201	.00043	.00045	.00073
%RSD	39.968	24.074	35.739	30.823	165.73	101.65	18.313	35.517
#1	.00003	.00269	.00051	.00110	.02885	.00012	.00278	.00155
#2	.00006	.00191	.00085	.00171	-.00228	.00073	.00214	.00259
Check ?	Chk Pass	Chk Pass	Chk Pass	Chk Pass	Chk Pass	Chk Pass	Chk Pass	Chk Pass
High Limit								
Low Limit								

Int. Std.	Y_2243	Y_3600	Y_3774
Line	224.306 {450}	360.073 { 94}	377.433 { 89}
Units	Cts/S	Cts/S	Cts/S
Avg	**1547.9**	**33089.**	**6153.3**
Stddev	3.1	120.	1.2
%RSD	.19812	.36379	.01876
#1	1545.7	33174.	6152.5
#2	1550.1	33004.	6154.1

Sample Name: LCS 280-325811/2-A Acquired: 5/23/2016 22:25:52 Type: Unk
Method: 6500_026(v10) Mode: CONC Corr. Factor: 1.000000
User: kellyca Custom ID1: Custom ID2: Custom ID3:
Comment: 325811 6010B

Elem	Ag3280	Al1670	As1890	B_2089	Ba4554	Be3130	Bi2230	Ca3179	Cd2288
Line	328.068 {103}	167.079 {502}	189.042 {478}	208.959 {461}	455.403 { 74}	313.042 {108}	223.061 {451}	317.933 {106}	228.802 {447}
Units	ppm	ppm	ppm	ppm	ppm	ppm	ppm	ppm	ppm
Avg	**.05006**	**1.9918**	**1.0680**	**1.0673**	**2.0472**	**.05048**	F **2.2717**	**49.568**	**.10563**
Stddev	.00058	.0033	.0020	.0067	.0002	.00022	.0097	.080	.00054
%RSD	1.1625	.16521	.18947	.62380	.00943	.43551	.42472	.16150	.50995
#1	.05047	1.9895	1.0694	1.0721	2.0473	.05033	2.2785	49.625	.10601
#2	.04965	1.9942	1.0666	1.0626	2.0470	.05064	2.2649	49.511	.10525
Check ?	Chk Pass	Chk Pass	Chk Pass	Chk Pass	Chk Pass	Chk Pass	Chk Fail	Chk Pass	Chk Pass
High Limit							2.2000		
Low Limit							1.8000		

Elem	Co2286	Cr2055	Cu3247	Fe2599	K_7664	Li6707	Mg2790	Mn2576	Mo2020
Line	228.616 {447}	205.560 {464}	324.754 {104}	259.940 {130}	766.490 { 44}	670.784 { 50}	279.079 {121}2	257.610 {131}	202.030 {467}
Units	ppm	ppm	ppm	ppm	ppm	ppm	ppm	ppm	ppm
Avg	**.51706**	F **.20708**	**.25859**	**1.0294**	**52.090**	**1.0656**	**49.756**	**.49270**	**1.0552**
Stddev	.00062	.00153	.00125	.0006	.026	.0005	.122	.00206	.0040
%RSD	.11915	.73959	.48278	.06170	.05038	.04433	.24576	.41743	.37871
#1	.51749	.20816	.25947	1.0289	52.071	1.0652	49.842	.49416	1.0580
#2	.51662	.20599	.25770	1.0298	52.108	1.0659	49.669	.49125	1.0523
Check ?	Chk Pass	Chk Fail	Chk Pass	Chk Pass	Chk Pass	Chk Pass	Chk Pass	Chk Pass	Chk Pass
High Limit		.05750							
Low Limit		.04300							

Elem	Na8183	Ni2316	P_1782	Pb2203	S_1820	Sb2068	Se1960	Si2881	Sn1899
Line	818.326 { 41}	231.604 {446}	178.284 {489}	220.353 {453}	182.034 {485}	206.833 {463}	196.090 {472}	288.158 {117}	189.989 {477}
Units	ppm	ppm	ppm	ppm	ppm	ppm	ppm	ppm	ppm
Avg	**53.362**	**.50725**	**10.600**	**.52468**	**2.0794**	**.52184**	**2.1137**	**9.7790**	**1.9657**
Stddev	.061	.00134	.034	.00041	.0073	.00124	.0012	.0086	.0014
%RSD	.11399	.26429	.32250	.07786	.35111	.23764	.05437	.08818	.07208
#1	53.405	.50820	10.624	.52439	2.0846	.52272	2.1129	9.7851	1.9667
#2	53.319	.50630	10.575	.52497	2.0742	.52096	2.1145	9.7729	1.9647
Check ?	Chk Pass	Chk Pass	Chk Pass	Chk Pass	Chk Pass	Chk Pass	Chk Pass	Chk Pass	Chk Pass
High Limit									
Low Limit									

Elem	Sr4077	Th2837	Ti3349	Tl1908	U_3701	V_2924	Zn2062	Zr3391
Line	407.771 { 83}	283.730 {119}	334.904 {101}	190.856 {477}	370.152 { 91}	292.402 {115}	206.200 {163}	339.198 { 99}
Units	ppm	ppm	ppm	ppm	ppm	ppm	ppm	ppm
Avg	**.97257**	**1.0270**	**.94602**	**2.0348**	**2.1954**	**.48152**	**.48353**	**.48507**
Stddev	.00157	.0037	.00336	.0072	.0078	.00302	.00342	.00000
%RSD	.16128	.36284	.35527	.35562	.35650	.62696	.70791	.00078
#1	.97368	1.0296	.94840	2.0399	2.2009	.48365	.48595	.48507
#2	.97146	1.0244	.94365	2.0297	2.1899	.47938	.48111	.48508
Check ?	Chk Pass	Chk Pass	Chk Pass	Chk Pass	Chk Pass	Chk Pass	Chk Pass	Chk Pass
High Limit								
Low Limit								

Int. Std.	Y_2243	Y_3600	Y_3774
Line	224.306 {450}	360.073 { 94}	377.433 { 89}
Units	Cts/S	Cts/S	Cts/S
Avg	**1483.3**	**31063.**	**6126.7**
Stddev	3.6	39.	24.1
%RSD	.24170	.12653	.39283
#1	1480.7	31091.	6109.7
#2	1485.8	31035.	6143.7

Sample Name: 280-83083-C-1-A Acquired: 5/23/2016 22:28:25 Type: Unk
Method: 6500_026(v10) Mode: CONC Corr. Factor: 1.000000
User: kellyca Custom ID1: Custom ID2: Custom ID3:
Comment: 325811 6010B

Elem	Ag3280	Al1670	As1890	B_2089	Ba4554	Be3130	Bi2230	Ca3179	Cd2288
Line	328.068 {103}	167.079 {502}	189.042 {478}	208.959 {461}	455.403 { 74}	313.042 {108}	223.061 {451}	317.933 {106}	228.802 {447}
Units	ppm	ppm	ppm	ppm	ppm	ppm	ppm	ppm	ppm
Avg	**.00062**	**.14365**	**.01393**	**.05738**	**.08304**	**.00003**	**.00158**	**66.502**	**.00016**
Stddev	.00047	.00125	.00230	.00055	.00029	.00002	.00068	.384	.00005
%RSD	76.291	.86953	16.489	.96211	.35255	61.392	43.014	.57671	31.891
#1	.00095	.14454	.01556	.05778	.08284	.00001	.00110	66.231	.00019
#2	.00028	.14277	.01231	.05699	.08325	.00004	.00205	66.773	.00012
Check ?	Chk Pass	Chk Pass	Chk Pass	Chk Pass	Chk Pass	Chk Pass	Chk Pass	Chk Pass	Chk Pass
High Limit									
Low Limit									

Elem	Co2286	Cr2055	Cu3247	Fe2599	K_7664	Li6707	Mg2790	Mn2576	Mo2020
Line	228.616 {447}	205.560 {464}	324.754 {104}	259.940 {130}	766.490 { 44}	670.784 { 50}	279.079 {121}2	257.610 {131}	202.030 {467}
Units	ppm	ppm	ppm	ppm	ppm	ppm	ppm	ppm	ppm
Avg	**.00049**	**.00103**	**.00101**	**1.0707**	**2.8843**	**.00184**	**10.182**	**1.0852**	**.00495**
Stddev	.00016	.00014	.00012	.0090	.0259	.00087	.033	.0019	.00018
%RSD	32.402	13.353	11.924	.84067	.89710	47.404	.32749	.17707	3.6129
#1	.00038	.00094	.00110	1.0643	2.8660	.00245	10.206	1.0865	.00508
#2	.00061	.00113	.00093	1.0770	2.9026	.00122	10.159	1.0838	.00482
Check ?	Chk Pass	Chk Pass	Chk Pass	Chk Pass	Chk Pass	Chk Pass	Chk Pass	Chk Pass	Chk Pass
High Limit									
Low Limit									

Elem	Na8183	Ni2316	P_1782	Pb2203	S_1820	Sb2068	Se1960	Si2881	Sn1899
Line	818.326 { 41}	231.604 {446}	178.284 {489}	220.353 {453}	182.034 {485}	206.833 {463}	196.090 {472}	288.158 {117}	189.989 {477}
Units	ppm	ppm	ppm	ppm	ppm	ppm	ppm	ppm	ppm
Avg	**31.564**	**.00746**	**.56101**	**-.00027**	**5.7637**	**.00027**	**.00800**	**16.006**	**.00058**
Stddev	.163	.00021	.00286	.00099	.0061	.00018	.00051	.037	.00130
%RSD	.51655	2.8249	.50892	365.77	.10561	66.537	6.4121	.23218	225.37
#1	31.679	.00761	.56303	.00043	5.7680	.00040	.00764	15.980	.00150
#2	31.449	.00731	.55900	-.00097	5.7594	.00014	.00836	16.033	-.00034
Check ?	Chk Pass	Chk Pass	Chk Pass	Chk Pass	Chk Pass	Chk Pass	Chk Pass	Chk Pass	Chk Pass
High Limit									
Low Limit									

Elem	Sr4077	Th2837	Ti3349	Tl1908	U_3701	V_2924	Zn2062	Zr3391
Line	407.771 { 83}	283.730 {119}	334.904 {101}	190.856 {477}	370.152 { 91}	292.402 {115}	206.200 {163}	339.198 { 99}
Units	ppm	ppm	ppm	ppm	ppm	ppm	ppm	ppm
Avg	**.88242**	**.00143**	**.00890**	**.00282**	**-.00030**	**.00249**	**.00870**	**.00116**
Stddev	.00372	.00061	.00032	.00007	.00917	.00001	.00015	.00133
%RSD	.42134	42.500	3.5913	2.5062	3016.4	.35737	1.6846	114.58
#1	.87979	.00186	.00913	.00287	.00618	.00248	.00881	.00022
#2	.88504	.00100	.00867	.00277	-.00679	.00249	.00860	.00210
Check ?	Chk Pass	Chk Pass	Chk Pass	Chk Pass	Chk Pass	Chk Pass	Chk Pass	Chk Pass
High Limit								
Low Limit								

Int. Std.	Y_2243	Y_3600	Y_3774
Line	224.306 {450}	360.073 { 94}	377.433 { 89}
Units	Cts/S	Cts/S	Cts/S
Avg	**1506.1**	**31551.**	**6144.1**
Stddev	.1	30.	43.0
%RSD	.00556	.09634	.69988
#1	1506.1	31530.	6174.5
#2	1506.2	31573.	6113.6

Sample Name: 280-83083-C-2-A Acquired: 5/23/2016 22:31:09 Type: Unk
Method: 6500_026(v10) Mode: CONC Corr. Factor: 1.000000
User: kellyca Custom ID1: Custom ID2: Custom ID3:
Comment: 325811 6010B

Elem	Ag3280	Al1670	As1890	B_2089	Ba4554	Be3130	Bi2230	Ca3179	Cd2288
Line	328.068 {103}	167.079 {502}	189.042 {478}	208.959 {461}	455.403 { 74}	313.042 {108}	223.061 {451}	317.933 {106}	228.802 {447}
Units	ppm	ppm	ppm	ppm	ppm	ppm	ppm	ppm	ppm
Avg	**.00024**	**2.4413**	**.01950**	**.20263**	**.13434**	**.00004**	**.00236**	**72.142**	**.00021**
Stddev	.00027	.0072	.00280	.00014	.00074	.00003	.00265	.249	.00033
%RSD	114.68	.29342	14.381	.06935	.55230	76.864	112.35	.34480	157.14
#1	.00004	2.4363	.01752	.20273	.13381	.00007	.00048	71.966	.00044
#2	.00043	2.4464	.02148	.20253	.13486	.00002	.00423	72.318	-.00002
Check ?	Chk Pass	Chk Pass	Chk Pass	Chk Pass	Chk Pass	Chk Pass	Chk Pass	Chk Pass	Chk Pass
High Limit									
Low Limit									

Elem	Co2286	Cr2055	Cu3247	Fe2599	K_7664	Li6707	Mg2790	Mn2576	Mo2020
Line	228.616 {447}	205.560 {464}	324.754 {104}	259.940 {130}	766.490 { 44}	670.784 { 50}	279.079 {121}2	257.610 {131}	202.030 {467}
Units	ppm	ppm	ppm	ppm	ppm	ppm	ppm	ppm	ppm
Avg	**.00200**	**.00424**	**.00414**	**4.0779**	**6.9281**	**.00466**	**12.416**	**1.1755**	**.00533**
Stddev	.00024	.00003	.00012	.0249	.0328	.00045	.028	.0026	.00022
%RSD	12.081	.75289	2.8188	.61049	.47314	9.6793	.22482	.22342	4.0547
#1	.00217	.00427	.00406	4.0603	6.9050	.00434	12.396	1.1737	.00518
#2	.00183	.00422	.00422	4.0955	6.9513	.00498	12.435	1.1774	.00548
Check ?	Chk Pass	Chk Pass	Chk Pass	Chk Pass	Chk Pass	Chk Pass	Chk Pass	Chk Pass	Chk Pass
High Limit									
Low Limit									

Elem	Na8183	Ni2316	P_1782	Pb2203	S_1820	Sb2068	Se1960	Si2881	Sn1899
Line	818.326 { 41}	231.604 {446}	178.284 {489}	220.353 {453}	182.034 {485}	206.833 {463}	196.090 {472}	288.158 {117}	189.989 {477}
Units	ppm	ppm	ppm	ppm	ppm	ppm	ppm	ppm	ppm
Avg	**44.442**	**.00597**	**1.5713**	**-.00025**	**12.595**	**.00184**	**.00934**	**18.452**	**-.00127**
Stddev	.425	.00006	.0052	.00008	.041	.00227	.00621	.067	.00059
%RSD	.95617	.94332	.32771	31.464	.32268	122.95	66.470	.36579	46.170
#1	44.141	.00593	1.5750	-.00019	12.624	.00345	.00495	18.404	-.00085
#2	44.742	.00601	1.5677	-.00031	12.567	.00024	.01373	18.499	-.00168
Check ?	Chk Pass	Chk Pass	Chk Pass	Chk Pass	Chk Pass	Chk Pass	Chk Pass	Chk Pass	Chk Pass
High Limit									
Low Limit									

Elem	Sr4077	Th2837	Ti3349	Tl1908	U_3701	V_2924	Zn2062	Zr3391
Line	407.771 { 83}	283.730 {119}	334.904 {101}	190.856 {477}	370.152 { 91}	292.402 {115}	206.200 {163}	339.198 { 99}
Units	ppm	ppm	ppm	ppm	ppm	ppm	ppm	ppm
Avg	**.85476**	**.00258**	**.15281**	**-.00060**	**.00732**	**.01272**	**.01322**	**.00047**
Stddev	.00573	.00052	.00181	.00077	.01649	.00091	.00007	.00071
%RSD	.66987	20.067	1.1857	127.69	225.29	7.1840	.55379	153.16
#1	.85072	.00295	.15409	-.00006	.01898	.01207	.01327	.00097
#2	.85881	.00221	.15153	-.00114	-.00434	.01336	.01317	-.00004
Check ?	Chk Pass	Chk Pass	Chk Pass	Chk Pass	Chk Pass	Chk Pass	Chk Pass	Chk Pass
High Limit								
Low Limit								

Int. Std.	Y_2243	Y_3600	Y_3774
Line	224.306 {450}	360.073 { 94}	377.433 { 89}
Units	Cts/S	Cts/S	Cts/S
Avg	**1506.1**	**31552.**	**6169.8**
Stddev	2.5	23.	17.0
%RSD	.16774	.07153	.27473
#1	1507.9	31568.	6181.8
#2	1504.4	31536.	6157.8

Sample Name: 280-83083-C-3-A Acquired: 5/23/2016 22:33:49 Type: Unk
Method: 6500_026(v10) Mode: CONC Corr. Factor: 1.000000
User: kellyca Custom ID1: Custom ID2: Custom ID3:
Comment: 325811 6010B

Elem	Ag3280	Al1670	As1890	B_2089	Ba4554	Be3130	Bi2230	Ca3179	Cd2288
Line	328.068 {103}	167.079 {502}	189.042 {478}	208.959 {461}	455.403 { 74}	313.042 {108}	223.061 {451}	317.933 {106}	228.802 {447}
Units	ppm	ppm	ppm	ppm	ppm	ppm	ppm	ppm	ppm
Avg	**.00057**	**.02577**	**.00458**	**.05017**	**.04647**	**-.00002**	**.00114**	**26.281**	**-.00007**
Stddev	.00027	.00016	.00244	.00037	.00026	.00002	.00184	.158	.00007
%RSD	48.038	.62027	53.196	.74354	.55424	62.341	160.73	.60182	100.40
#1	.00076	.02566	.00630	.05044	.04628	-.00003	.00245	26.169	-.00002
#2	.00038	.02589	.00286	.04991	.04665	-.00001	-.00016	26.393	-.00011
Check ?	Chk Pass	Chk Pass	Chk Pass	Chk Pass	Chk Pass	Chk Pass	Chk Pass	Chk Pass	Chk Pass
High Limit									
Low Limit									

Elem	Co2286	Cr2055	Cu3247	Fe2599	K_7664	Li6707	Mg2790	Mn2576	Mo2020
Line	228.616 {447}	205.560 {464}	324.754 {104}	259.940 {130}	766.490 { 44}	670.784 { 50}	279.079 {121}2	257.610 {131}	202.030 {467}
Units	ppm	ppm	ppm	ppm	ppm	ppm	ppm	ppm	ppm
Avg	**-.00039**	**.01294**	**-.00007**	**.03341**	**1.3947**	**.00145**	**3.1367**	**.00082**	**.00160**
Stddev	.00050	.00032	.00011	.00026	.0087	.00026	.0006	.00000	.00019
%RSD	127.12	2.4816	158.51	.76735	.62315	18.172	.02083	.44435	11.804
#1	-.00075	.01272	-.00015	.03360	1.3885	.00164	3.1363	.00082	.00147
#2	-.00004	.01317	.00001	.03323	1.4008	.00126	3.1372	.00082	.00173
Check ?	Chk Pass	Chk Pass	Chk Pass	Chk Pass	Chk Pass	Chk Pass	Chk Pass	Chk Pass	Chk Pass
High Limit									
Low Limit									

Elem	Na8183	Ni2316	P_1782	Pb2203	S_1820	Sb2068	Se1960	Si2881	Sn1899
Line	818.326 { 41}	231.604 {446}	178.284 {489}	220.353 {453}	182.034 {485}	206.833 {463}	196.090 {472}	288.158 {117}	189.989 {477}
Units	ppm	ppm	ppm	ppm	ppm	ppm	ppm	ppm	ppm
Avg	**27.044**	**.00047**	**.04559**	**-.00258**	**3.8347**	**-.00068**	**.01427**	**15.933**	**.00060**
Stddev	.063	.00061	.00199	.00148	.0043	.00360	.00056	.025	.00061
%RSD	.23314	128.92	4.3620	57.138	.11222	532.80	3.9075	.15802	102.33
#1	26.999	.00004	.04700	-.00154	3.8377	.00187	.01387	15.915	.00016
#2	27.088	.00091	.04419	-.00363	3.8316	-.00322	.01466	15.951	.00103
Check ?	Chk Pass	Chk Pass	Chk Pass	Chk Pass	Chk Pass	Chk Pass	Chk Pass	Chk Pass	Chk Pass
High Limit									
Low Limit									

Elem	Sr4077	Th2837	Ti3349	Tl1908	U_3701	V_2924	Zn2062	Zr3391
Line	407.771 { 83}	283.730 {119}	334.904 {101}	190.856 {477}	370.152 { 91}	292.402 {115}	206.200 {163}	339.198 { 99}
Units	ppm	ppm	ppm	ppm	ppm	ppm	ppm	ppm
Avg	**.38135**	**.00184**	**.00102**	**.00025**	**.01159**	**.02402**	**.00088**	**-.00027**
Stddev	.00158	.00084	.00043	.00017	.01233	.00075	.00173	.00040
%RSD	.41312	45.623	41.864	69.788	106.39	3.1408	197.77	150.82
#1	.38024	.00125	.00132	.00012	.02030	.02348	.00210	.00002
#2	.38246	.00243	.00072	.00037	.00287	.02455	-.00035	-.00055
Check ?	Chk Pass	Chk Pass	Chk Pass	Chk Pass	Chk Pass	Chk Pass	Chk Pass	Chk Pass
High Limit								
Low Limit								

Int. Std.	Y_2243	Y_3600	Y_3774
Line	224.306 {450}	360.073 { 94}	377.433 { 89}
Units	Cts/S	Cts/S	Cts/S
Avg	**1518.3**	**31886.**	**6117.2**
Stddev	2.2	75.	31.3
%RSD	.14641	.23540	.51210
#1	1519.9	31833.	6139.4
#2	1516.7	31939.	6095.0

Sample Name: 280-83083-C-4-A Acquired: 5/23/2016 22:36:33 Type: Unk
Method: 6500_026(v10) Mode: CONC Corr. Factor: 1.000000
User: kellyca Custom ID1: Custom ID2: Custom ID3:
Comment: 325811 6010B

Elem	Ag3280	Al1670	As1890	B_2089	Ba4554	Be3130	Bi2230	Ca3179	Cd2288
Line	328.068 {103}	167.079 {502}	189.042 {478}	208.959 {461}	455.403 { 74}	313.042 {108}	223.061 {451}	317.933 {106}	228.802 {447}
Units	ppm	ppm	ppm	ppm	ppm	ppm	ppm	ppm	ppm
Avg	**.00014**	**.78283**	**.00498**	**.04096**	**.05483**	**.00002**	**.00091**	**28.239**	**.00010**
Stddev	.00015	.00017	.00436	.00016	.00002	.00002	.00031	.030	.00008
%RSD	108.75	.02140	87.528	.38199	.03526	88.520	33.894	.10572	81.899
#1	.00024	.78271	.00190	.04107	.05484	.00004	.00069	28.217	.00015
#2	.00003	.78295	.00806	.04085	.05481	.00001	.00113	28.260	.00004
Check ?	Chk Pass	Chk Pass	Chk Pass	Chk Pass	Chk Pass	Chk Pass	Chk Pass	Chk Pass	Chk Pass
High Limit									
Low Limit									

Elem	Co2286	Cr2055	Cu3247	Fe2599	K_7664	Li6707	Mg2790	Mn2576	Mo2020
Line	228.616 {447}	205.560 {464}	324.754 {104}	259.940 {130}	766.490 { 44}	670.784 { 50}	279.079 {121}2	257.610 {131}	202.030 {467}
Units	ppm	ppm	ppm	ppm	ppm	ppm	ppm	ppm	ppm
Avg	**-.00007**	**.00980**	**.00192**	**.94201**	**1.1019**	**.00214**	**3.3089**	**.02020**	**.00120**
Stddev	.00023	.00020	.00035	.00493	.0070	.00042	.0120	.00005	.00016
%RSD	341.51	2.0712	18.214	.52353	.63526	19.771	.36305	.26521	13.031
#1	.00009	.00994	.00167	.93852	1.0970	.00244	3.3004	.02024	.00131
#2	-.00023	.00965	.00216	.94550	1.1069	.00184	3.3174	.02016	.00109
Check ?	Chk Pass	Chk Pass	Chk Pass	Chk Pass	Chk Pass	Chk Pass	Chk Pass	Chk Pass	Chk Pass
High Limit									
Low Limit									

Elem	Na8183	Ni2316	P_1782	Pb2203	S_1820	Sb2068	Se1960	Si2881	Sn1899
Line	818.326 { 41}	231.604 {446}	178.284 {489}	220.353 {453}	182.034 {485}	206.833 {463}	196.090 {472}	288.158 {117}	189.989 {477}
Units	ppm	ppm	ppm	ppm	ppm	ppm	ppm	ppm	ppm
Avg	**23.792**	**.00194**	**.06266**	**-.00009**	**4.9310**	**.00088**	**.01211**	**15.805**	**-.00002**
Stddev	.240	.00038	.00333	.00153	.0035	.00076	.00356	.065	.00132
%RSD	1.0097	19.394	5.3109	1757.9	.07179	86.281	29.418	.41106	5565.6
#1	23.962	.00220	.06031	.00100	4.9335	.00035	.01463	15.759	-.00096
#2	23.622	.00167	.06502	-.00117	4.9285	.00142	.00959	15.851	.00091
Check ?	Chk Pass	Chk Pass	Chk Pass	Chk Pass	Chk Pass	Chk Pass	Chk Pass	Chk Pass	Chk Pass
High Limit									
Low Limit									

Elem	Sr4077	Th2837	Ti3349	Tl1908	U_3701	V_2924	Zn2062	Zr3391
Line	407.771 { 83}	283.730 {119}	334.904 {101}	190.856 {477}	370.152 { 91}	292.402 {115}	206.200 {163}	339.198 { 99}
Units	ppm	ppm	ppm	ppm	ppm	ppm	ppm	ppm
Avg	**.41549**	**.00233**	**.05692**	**.00234**	**.00284**	**.02388**	**.01321**	**.00035**
Stddev	.00022	.00024	.00054	.00192	.01642	.00037	.00068	.00024
%RSD	.05197	10.167	.94439	82.083	578.73	1.5417	5.1419	66.942
#1	.41533	.00250	.05730	.00370	.01445	.02362	.01273	.00019
#2	.41564	.00216	.05654	.00098	-.00878	.02414	.01369	.00052
Check ?	Chk Pass	Chk Pass	Chk Pass	Chk Pass	Chk Pass	Chk Pass	Chk Pass	Chk Pass
High Limit								
Low Limit								

Int. Std.	Y_2243	Y_3600	Y_3774
Line	224.306 {450}	360.073 { 94}	377.433 { 89}
Units	Cts/S	Cts/S	Cts/S
Avg	**1521.6**	**32215.**	**6222.8**
Stddev	1.8	48.	27.0
%RSD	.11715	.14759	.43370
#1	1522.9	32248.	6241.9
#2	1520.4	32181.	6203.8

Sample Name: 280-83083-C-7-A Acquired: 5/23/2016 22:39:17 Type: Unk
Method: 6500_026(v10) Mode: CONC Corr. Factor: 1.000000
User: kellyca Custom ID1: Custom ID2: Custom ID3:
Comment: 325811 6010B

Elem	Ag3280	Al1670	As1890	B_2089	Ba4554	Be3130	Bi2230	Ca3179	Cd2288
Line	328.068 {103}	167.079 {502}	189.042 {478}	208.959 {461}	455.403 { 74}	313.042 {108}	223.061 {451}	317.933 {106}	228.802 {447}
Units	ppm	ppm	ppm	ppm	ppm	ppm	ppm	ppm	ppm
Avg	**.00050**	**.76695**	**.01762**	**.20959**	**.11803**	**-.00001**	**-.00304**	**71.346**	**.00038**
Stddev	.00016	.00441	.00137	.00208	.00032	.00000	.00085	.239	.00006
%RSD	33.090	.57459	7.7717	.99444	.26830	28.947	27.766	.33512	16.646
#1	.00061	.77007	.01859	.21107	.11781	-.00001	-.00245	71.177	.00042
#2	.00038	.76384	.01665	.20812	.11826	-.00001	-.00364	71.515	.00033
Check ?	Chk Pass	Chk Pass	Chk Pass	Chk Pass	Chk Pass	Chk Pass	Chk Pass	Chk Pass	Chk Pass
High Limit									
Low Limit									

Elem	Co2286	Cr2055	Cu3247	Fe2599	K_7664	Li6707	Mg2790	Mn2576	Mo2020
Line	228.616 {447}	205.560 {464}	324.754 {104}	259.940 {130}	766.490 { 44}	670.784 { 50}	279.079 {121}2	257.610 {131}	202.030 {467}
Units	ppm	ppm	ppm	ppm	ppm	ppm	ppm	ppm	ppm
Avg	**.00118**	**.00139**	**.00150**	**2.0320**	**6.5961**	**.00260**	**11.853**	**1.1618**	**.00487**
Stddev	.00076	.00004	.00007	.0084	.0612	.00088	.033	.0006	.00029
%RSD	64.147	3.1313	4.7484	.41426	.92734	33.815	.27881	.05315	5.9421
#1	.00172	.00136	.00155	2.0260	6.5529	.00198	11.877	1.1622	.00466
#2	.00064	.00142	.00145	2.0379	6.6394	.00322	11.830	1.1613	.00507
Check ?	Chk Pass	Chk Pass	Chk Pass	Chk Pass	Chk Pass	Chk Pass	Chk Pass	Chk Pass	Chk Pass
High Limit									
Low Limit									

Elem	Na8183	Ni2316	P_1782	Pb2203	S_1820	Sb2068	Se1960	Si2881	Sn1899
Line	818.326 { 41}	231.604 {446}	178.284 {489}	220.353 {453}	182.034 {485}	206.833 {463}	196.090 {472}	288.158 {117}	189.989 {477}
Units	ppm	ppm	ppm	ppm	ppm	ppm	ppm	ppm	ppm
Avg	**45.450**	**.00469**	**1.5837**	**-.00090**	**13.015**	**.00025**	**.00778**	**14.723**	**-.00095**
Stddev	.300	.00008	.0062	.00255	.014	.00014	.00277	.021	.00003
%RSD	.65924	1.6741	.38915	283.94	.10715	56.443	35.657	.13953	3.3143
#1	45.238	.00475	1.5880	.00090	13.025	.00035	.00974	14.708	-.00097
#2	45.662	.00464	1.5793	-.00270	13.005	.00015	.00582	14.738	-.00093
Check ?	Chk Pass	Chk Pass	Chk Pass	Chk Pass	Chk Pass	Chk Pass	Chk Pass	Chk Pass	Chk Pass
High Limit									
Low Limit									

Elem	Sr4077	Th2837	Ti3349	Tl1908	U_3701	V_2924	Zn2062	Zr3391
Line	407.771 { 83}	283.730 {119}	334.904 {101}	190.856 {477}	370.152 { 91}	292.402 {115}	206.200 {163}	339.198 { 99}
Units	ppm	ppm	ppm	ppm	ppm	ppm	ppm	ppm
Avg	**.85557**	**.00163**	**.04736**	**.00286**	**-.01011**	**.00809**	**.00692**	**.00131**
Stddev	.00270	.00058	.00006	.00106	.00716	.00002	.00195	.00143
%RSD	.31587	35.606	.11654	37.180	70.765	.21776	28.177	109.47
#1	.85366	.00204	.04732	.00361	-.01517	.00807	.00830	.00232
#2	.85748	.00122	.04740	.00210	-.00505	.00810	.00554	.00030
Check ?	Chk Pass	Chk Pass	Chk Pass	Chk Pass	Chk Pass	Chk Pass	Chk Pass	Chk Pass
High Limit								
Low Limit								

Int. Std.	Y_2243	Y_3600	Y_3774
Line	224.306 {450}	360.073 { 94}	377.433 { 89}
Units	Cts/S	Cts/S	Cts/S
Avg	**1492.0**	**31396.**	**6210.0**
Stddev	.2	48.	39.3
%RSD	.01313	.15332	.63242
#1	1491.8	31430.	6237.8
#2	1492.1	31362.	6182.3

Sample Name: 280-83084-E-1-A Acquired: 5/23/2016 22:41:59 Type: Unk
Method: 6500_026(v10) Mode: CONC Corr. Factor: 1.000000
User: kellyca Custom ID1: Custom ID2: Custom ID3:
Comment: 325811 6010B

Elem	Ag3280	Al1670	As1890	B_2089	Ba4554	Be3130	Bi2230	Ca3179	Cd2288
Line	328.068 {103}	167.079 {502}	189.042 {478}	208.959 {461}	455.403 { 74}	313.042 {108}	223.061 {451}	317.933 {106}	228.802 {447}
Units	ppm	ppm	ppm	ppm	ppm	ppm	ppm	ppm	ppm
Avg	**.00022**	**.10591**	**.00207**	**.03073**	**.04760**	**.00000**	**.00387**	**28.692**	**.00027**
Stddev	.00003	.00060	.00231	.00081	.00011	.00001	.00173	.026	.00006
%RSD	12.424	.56904	111.87	2.6379	.23761	296.55	44.846	.09074	23.427
#1	.00024	.10548	.00370	.03131	.04752	-.00000	.00509	28.710	.00032
#2	.00020	.10634	.00043	.03016	.04768	.00001	.00264	28.673	.00023
Check ?	Chk Pass	Chk Pass	Chk Pass	Chk Pass	Chk Pass	Chk Pass	Chk Pass	Chk Pass	Chk Pass
High Limit									
Low Limit									

Elem	Co2286	Cr2055	Cu3247	Fe2599	K_7664	Li6707	Mg2790	Mn2576	Mo2020
Line	228.616 {447}	205.560 {464}	324.754 {104}	259.940 {130}	766.490 { 44}	670.784 { 50}	279.079 {121}2	257.610 {131}	202.030 {467}
Units	ppm	ppm	ppm	ppm	ppm	ppm	ppm	ppm	ppm
Avg	**-.00046**	**.01164**	**-.00012**	**.12647**	**.98599**	**.00084**	**4.1562**	**.00331**	**.00119**
Stddev	.00004	.00017	.00011	.00069	.01261	.00073	.0087	.00004	.00027
%RSD	8.8769	1.4831	85.384	.54793	1.2787	85.915	.21029	1.0995	22.469
#1	-.00043	.01152	-.00005	.12598	.99491	.00033	4.1624	.00334	.00137
#2	-.00048	.01176	-.00020	.12696	.97708	.00136	4.1500	.00328	.00100
Check ?	Chk Pass	Chk Pass	Chk Pass	Chk Pass	Chk Pass	Chk Pass	Chk Pass	Chk Pass	Chk Pass
High Limit									
Low Limit									

Elem	Na8183	Ni2316	P_1782	Pb2203	S_1820	Sb2068	Se1960	Si2881	Sn1899
Line	818.326 { 41}	231.604 {446}	178.284 {489}	220.353 {453}	182.034 {485}	206.833 {463}	196.090 {472}	288.158 {117}	189.989 {477}
Units	ppm	ppm	ppm	ppm	ppm	ppm	ppm	ppm	ppm
Avg	**20.932**	**.00094**	**.05007**	**-.00035**	**4.5043**	**.00171**	**.00610**	**13.858**	**.00079**
Stddev	.021	.00021	.00466	.00239	.0146	.00044	.00382	.031	.00004
%RSD	.09803	22.157	9.3078	691.87	.32407	25.576	62.732	.22427	4.6927
#1	20.918	.00080	.04677	.00134	4.5146	.00140	.00339	13.880	.00076
#2	20.947	.00109	.05336	-.00203	4.4939	.00202	.00880	13.836	.00082
Check ?	Chk Pass	Chk Pass	Chk Pass	Chk Pass	Chk Pass	Chk Pass	Chk Pass	Chk Pass	Chk Pass
High Limit									
Low Limit									

Elem	Sr4077	Th2837	Ti3349	Tl1908	U_3701	V_2924	Zn2062	Zr3391
Line	407.771 { 83}	283.730 {119}	334.904 {101}	190.856 {477}	370.152 { 91}	292.402 {115}	206.200 {163}	339.198 { 99}
Units	ppm	ppm	ppm	ppm	ppm	ppm	ppm	ppm
Avg	**.37173**	**.00167**	**.00621**	**.00244**	**-.00218**	**.01706**	**.00013**	**-.00000**
Stddev	.00035	.00006	.00041	.00075	.01095	.00063	.00166	.00062
%RSD	.09532	3.8957	6.6191	30.721	501.38	3.6892	1319.8	41658.
#1	.37148	.00171	.00592	.00191	.00556	.01661	.00130	.00044
#2	.37198	.00162	.00650	.00297	-.00992	.01750	-.00105	-.00044
Check ?	Chk Pass	Chk Pass	Chk Pass	Chk Pass	Chk Pass	Chk Pass	Chk Pass	Chk Pass
High Limit								
Low Limit								

Int. Std.	Y_2243	Y_3600	Y_3774
Line	224.306 {450}	360.073 { 94}	377.433 { 89}
Units	Cts/S	Cts/S	Cts/S
Avg	**1517.4**	**31980.**	**6157.7**
Stddev	.8	42.	18.4
%RSD	.05404	.13050	.29897
#1	1516.8	32010.	6144.7
#2	1518.0	31951.	6170.7

Sample Name: ccvh-3900196 Acquired: 5/23/2016 22:44:42 Type: QC
Method: 6500_026(v10) Mode: CONC Corr. Factor: 1.000000
User: kellyca Custom ID1: Custom ID2: Custom ID3:
Comment:

Elem	Ag3280	Al3092	As1890	B_2089	Ba4554	Be3130	Bi2230	Ca3179	Cd2288	Co2286	Cr2055	Cu3247	Fe2714
Units	ppm	ppm	ppm	ppm	ppm	ppm	ppm	ppm	ppm	ppm	ppm	ppm	ppm
Avg	**.00196**	**47.717**	**.00331**	**.00311**	**.00174**	**.00138**	**1.0674**	**-.04287**	**.00026**	**.00487**	**.00094**	**.00685**	**47.510**
Stddev	.00010	.344	.00548	.00088	.00007	.00008	.0021	.00375	.00012	.00065	.00018	.00013	.325
%RSD	4.9562	.72103	165.34	28.276	4.0413	5.9906	.19521	8.7523	47.623	13.448	18.841	1.8446	.68383
#1	.00189	47.474	-.00056	.00373	.00169	.00132	1.0659	-.04021	.00035	.00440	.00082	.00694	47.280
#2	.00203	47.960	.00719	.00249	.00179	.00143	1.0688	-.04552	.00017	.00533	.00107	.00676	47.739
Check ?	None	Chk Pass	None	None	None	None	Chk Pass	None	None	None	None	None	Chk Pass
Value													
Range													

Elem	K_7664	Li6707	Mg2790	Mn2576	Mo2020	Na8183	Ni2316	P_1782	Pb2203	S_1820	Sb2068	Se1960	Si2881
Units	ppm	ppm	ppm	ppm	ppm	ppm	ppm	ppm	ppm	ppm	ppm	ppm	ppm
Avg	**.16437**	**.00325**	**.21700**	**.00061**	**-.00109**	**251.31**	**.00125**	**.00768**	**-.00057**	**5.0353**	**.00436**	**.01875**	**.01012**
Stddev	.01825	.00090	.00019	.00018	.00064	1.25	.00030	.00060	.00137	.0083	.00303	.00187	.00483
%RSD	11.105	27.764	.08790	28.804	58.920	.49839	23.606	7.8279	239.46	.16391	69.544	9.9820	47.745
#1	.17727	.00389	.21687	.00073	-.00155	250.42	.00104	.00726	.00040	5.0295	.00650	.02007	.00671
#2	.15146	.00261	.21714	.00049	-.00064	252.19	.00146	.00811	-.00154	5.0412	.00222	.01742	.01354
Check ?	None	None	None	None	None	Chk Pass	None	None	None	Chk Pass	None	None	None
Value													
Range													

Elem	Sn1899	Sr4077	Th2837	Ti3349	Tl1908	U_3701	V_2924	Zn2062	Zr3391
Units	ppm	ppm	ppm	ppm	ppm	ppm	ppm	ppm	ppm
Avg	**.00367**	**.00179**	**4.9577**	**.02555**	**.00217**	**10.315**	**-.01508**	**-.00031**	**-.01019**
Stddev	.00065	.00000	.0002	.00008	.00003	.006	.00015	.00058	.00046
%RSD	17.651	.16478	.00367	.29613	1.5592	.05446	.98088	189.07	4.5299
#1	.00322	.00180	4.9578	.02549	.00219	10.319	-.01518	-.00072	-.01052
#2	.00413	.00179	4.9575	.02560	.00214	10.311	-.01497	.00010	-.00987
Check ?	None	None	Chk Pass	None	None	Chk Pass	None	None	None
Value									
Range									

Int. Std.	Y_2243	Y_3600	Y_3774
Units	Cts/S	Cts/S	Cts/S
Avg	**1475.6**	**30912.**	**6122.2**
Stddev	4.7	59.	42.9
%RSD	.31859	.19103	.70089
#1	1478.9	30870.	6152.5
#2	1472.3	30953.	6091.8

Sample Name: ccv-3900195 Acquired: 5/23/2016 22:47:32 Type: QC
Method: 6500_026(v10) Mode: CONC Corr. Factor: 1.000000
User: kellyca Custom ID1: Custom ID2: Custom ID3:
Comment:

Elem	Ag3280	Al1670	As1890	B_2089	Ba4554	Be3130	Bi2230	Ca3179	Cd2288	Co2286	Cr2055	Cu3247
Units	ppm	ppm	ppm	ppm	ppm	ppm	ppm	ppm	ppm	ppm	ppm	ppm
Avg	**.48944**	**.53201**	**1.0385**	F **.55104**	**.49937**	**.49610**	**.00192**	**4.8820**	**.52375**	**.51980**	**.50787**	**.50017**
Stddev	.00031	.00030	.0020	.00291	.00160	.00087	.00089	.0017	.00155	.00113	.00050	.00231
%RSD	.06340	.05673	.18935	.52729	.32023	.17610	46.177	.03552	.29510	.21797	.09840	.46214
#1	.48966	.53222	1.0371	.54899	.49824	.49548	.00129	4.8808	.52265	.51900	.50752	.50180
#2	.48922	.53180	1.0399	.55310	.50050	.49672	.00255	4.8832	.52484	.52061	.50823	.49853
Check ?	Chk Pass	Chk Pass	Chk Pass	Chk Fail	Chk Pass	Chk Pass	None	Chk Pass	Chk Pass	Chk Pass	Chk Pass	Chk Pass
Value				.50000								
Range				10.000%								

Elem	Fe2599	K_7664	Li6707	Mg2790	Mn2576	Mo2020	Na5895	Ni2316	P_1782	Pb2203	S_1820	Sb2068
Units	ppm	ppm	ppm	ppm	ppm	ppm	ppm	ppm	ppm	ppm	ppm	ppm
Avg	**2.4730**	**50.186**	**1.0338**	**19.726**	**.49203**	**.51353**	**5.2687**	**.51128**	**1.0334**	**1.0675**	**.00391**	**1.0201**
Stddev	.0068	.131	.0074	.061	.00022	.00216	.0089	.00250	.0055	.0005	.00243	.0026
%RSD	.27359	.26046	.71910	.31067	.04516	.41972	.16906	.48811	.53472	.04634	62.225	.25354
#1	2.4778	50.093	1.0286	19.769	.49218	.51200	5.2624	.50951	1.0295	1.0672	.00563	1.0219
#2	2.4682	50.278	1.0391	19.682	.49187	.51505	5.2750	.51304	1.0373	1.0679	.00219	1.0182
Check ?	Chk Pass	Chk Pass	Chk Pass	Chk Pass	Chk Pass	Chk Pass	Chk Pass	Chk Pass	Chk Pass	Chk Pass	None	Chk Pass
Value												
Range												

Elem	Se1960	Si2881	Sn1899	Sr4077	Th2837	Ti3349	Tl1908	U_3701	V_2924	Zn2062	Zr3391
Units	ppm	ppm	ppm	ppm	ppm	ppm	ppm	ppm	ppm	ppm	ppm
Avg	**1.0608**	**4.9265**	**1.0130**	**.47794**	**.00804**	**.47177**	**1.0540**	**-.00041**	**.47512**	**.48180**	**.49687**
Stddev	.0005	.0240	.0010	.00200	.00241	.00085	.0063	.03108	.00059	.00166	.00007
%RSD	.04359	.48732	.09676	.41884	30.004	.17949	.59344	7527.4	.12507	.34364	.01405
#1	1.0611	4.9095	1.0137	.47653	.00634	.47237	1.0496	.02156	.47554	.48297	.49682
#2	1.0605	4.9434	1.0123	.47936	.00975	.47117	1.0584	-.02239	.47470	.48063	.49692
Check ?	Chk Pass	Chk Pass	Chk Pass	Chk Pass	None	Chk Pass	Chk Pass	None	Chk Pass	Chk Pass	Chk Pass
Value											
Range											

Int. Std.	Y_2243	Y_3600	Y_3774
Units	Cts/S	Cts/S	Cts/S
Avg	**1528.2**	**32048.**	**6156.2**
Stddev	6.9	26.	29.7
%RSD	.45073	.08038	.48181
#1	1533.1	32030.	6177.2
#2	1523.4	32067.	6135.2

Sample Name: ccb Acquired: 5/23/2016 22:50:07 Type: QC
Method: 6500_026(v10) Mode: CONC Corr. Factor: 1.000000
User: kellyca Custom ID1: Custom ID2: Custom ID3:
Comment:

Elem	Ag3280	Al1670	As1890	B_2089	Ba4554	Be3130	Bi2230	Ca3179	Cd2288	Co2286	Cr2055	Cu3247
Units	ppm	ppm	ppm	ppm	ppm	ppm	ppm	ppm	ppm	ppm	ppm	ppm
Avg	**.00032**	**.00050**	**.00041**	**.00130**	**.00021**	**.00008**	**.00489**	**-.00391**	**-.00021**	**-.00008**	**-.00037**	**-.00131**
Stddev	.00016	.00027	.00582	.00011	.00015	.00002	.00163	.00169	.00026	.00037	.00000	.00013
%RSD	50.659	54.583	1421.3	8.6747	72.196	22.162	33.422	43.126	123.53	450.01	.63473	9.7029
#1	.00043	.00031	-.00370	.00122	.00032	.00009	.00373	-.00272	-.00003	.00018	-.00037	-.00122
#2	.00020	.00069	.00452	.00137	.00010	.00007	.00604	-.00510	-.00039	-.00034	-.00037	-.00140
Check ?	Chk Pass	Chk Pass	Chk Pass	Chk Pass	Chk Pass	Chk Pass	None	Chk Pass	Chk Pass	Chk Pass	Chk Pass	Chk Pass
High Limit												
Low Limit												

Elem	Fe2599	K_7664	Li6707	Mg2790	Mn2576	Mo2020	Na5895	Ni2316	P_1782	Pb2203	S_1820	Sb2068
Units	ppm	ppm	ppm	ppm	ppm	ppm	ppm	ppm	ppm	ppm	ppm	ppm
Avg	**.00100**	**.04143**	**.00006**	**-.00047**	**.00010**	**.00006**	**.01878**	**.00043**	**-.00054**	**.00065**	**-.00311**	W **.00431**
Stddev	.00023	.03787	.00048	.00224	.00008	.00025	.00320	.00050	.00222	.00088	.00323	.00152
%RSD	22.882	91.397	813.33	479.86	78.757	404.40	17.051	115.89	409.73	136.56	103.74	35.406
#1	.00084	.06821	-.00028	-.00205	.00005	-.00011	.02104	.00079	-.00211	.00002	-.00083	.00323
#2	.00117	.01466	.00039	.00111	.00016	.00024	.01651	.00008	.00103	.00127	-.00540	.00539
Check ?	Chk Pass	Chk Pass	Chk Pass	Chk Pass	Chk Pass	Chk Pass	Chk Pass	Chk Pass	Chk Pass	Chk Pass	None	Chk Warn
High Limit												.00314
Low Limit												-.00314

Elem	Se1960	Si2881	Sn1899	Sr4077	Th2837	Ti3349	Tl1908	U_3701	V_2924	Zn2062	Zr3391
Units	ppm	ppm	ppm	ppm	ppm	ppm	ppm	ppm	ppm	ppm	ppm
Avg	F **.01042**	**.00394**	**-.00051**	**.00005**	**.00184**	**.00028**	**.00270**	**-.00590**	**.00010**	**.00061**	**.00093**
Stddev	.00145	.00110	.00073	.00001	.00170	.00047	.00041	.02348	.00032	.00066	.00034
%RSD	13.921	27.836	144.77	18.551	92.585	167.68	15.033	397.77	327.64	107.00	36.942
#1	.01145	.00316	-.00103	.00005	.00304	.00061	.00299	-.02250	-.00013	.00015	.00117
#2	.00940	.00471	.00001	.00004	.00063	-.00005	.00241	.01070	.00032	.00108	.00069
Check ?	Chk Fail	Chk Pass	Chk Pass	Chk Pass	Chk Pass	Chk Pass	Chk Pass	Chk Pass	Chk Pass	Chk Pass	Chk Pass
High Limit	.00972										
Low Limit	-.00972										

Int. Std.	Y_2243	Y_3600	Y_3774
Units	Cts/S	Cts/S	Cts/S
Avg	**1559.5**	**32780.**	**6095.8**
Stddev	.3	4.	51.8
%RSD	.02031	.01083	.84953
#1	1559.7	32783.	6132.4
#2	1559.2	32778.	6059.2

Sample Name: ccvl-3907489 Acquired: 5/23/2016 22:52:54 Type: QC
Method: 6500_026(v10) Mode: CONC Corr. Factor: 1.000000
User: kellyca Custom ID1: Custom ID2: Custom ID3:
Comment:

Elem	Ag3280	Al1670	As1890	B_2089	Ba4554	Be3130	Bi2230	Ca3179	Cd2288	Co2286	Cr2055	Cu3247
Units	ppm	ppm	ppm	ppm	ppm	ppm	ppm	ppm	ppm	ppm	ppm	ppm
Avg	**.00970**	**.10491**	**.01278**	**.10299**	**.01026**	**.00098**	**.11283**	**.19345**	**.00518**	**.01009**	**.01019**	**.01370**
Stddev	.00056	.00061	.00217	.00034	.00003	.00004	.00421	.00032	.00003	.00015	.00022	.00026
%RSD	5.8251	.58194	16.994	.33087	.30982	4.4527	3.7325	.16612	.51168	1.4481	2.1766	1.9199
#1	.01010	.10534	.01432	.10323	.01024	.00095	.11581	.19368	.00516	.00998	.01003	.01352
#2	.00930	.10448	.01124	.10275	.01028	.00102	.10986	.19323	.00520	.01019	.01034	.01389
Check ?	Chk Pass	Chk Pass	Chk Pass	Chk Pass	Chk Pass	Chk Pass	Chk Pass	Chk Pass	Chk Pass	Chk Pass	Chk Pass	Chk Pass
Value												
Range												

Elem	Fe2599	K_7664	Li6707	Mg2790	Mn2576	Mo2020	Na5895	Ni2316	P_1782	Pb2203	S_1820	Sb2068
Units	ppm	ppm	ppm	ppm	ppm	ppm	ppm	ppm	ppm	ppm	ppm	ppm
Avg	**.10667**	**2.9944**	**.00921**	**.19279**	**.00976**	**.01949**	F **1.3147**	**.04046**	**2.8407**	**.00952**	**-.00028**	**.02132**
Stddev	.00080	.0273	.00005	.00067	.00001	.00016	.0156	.00078	.0013	.00017	.00062	.00067
%RSD	.74953	.91027	.50492	.34923	.13794	.83698	1.1889	1.9358	.04706	1.7485	224.76	3.1579
#1	.10724	2.9751	.00918	.19231	.00975	.01960	1.3037	.03990	2.8398	.00964	.00016	.02084
#2	.10611	3.0137	.00925	.19326	.00977	.01937	1.3258	.04101	2.8417	.00941	-.00072	.02179
Check ?	Chk Pass	Chk Pass	Chk Pass	Chk Pass	Chk Pass	Chk Pass	Chk Fail	Chk Pass	Chk Pass	Chk Pass	None	Chk Pass
Value							1.0000					
Range							30.000%					

Elem	Se1960	Si2881	Sn1899	Sr4077	Th2837	Ti3349	Tl1908	U_3701	V_2924	Zn2062	Zr3391
Units	ppm	ppm	ppm	ppm	ppm	ppm	ppm	ppm	ppm	ppm	ppm
Avg	F **.02090**	**.48351**	**.09924**	**.00948**	**.01687**	**.00959**	**.01759**	**.07495**	**.00918**	**.01890**	**.01518**
Stddev	.00803	.00709	.00113	.00008	.00077	.00045	.00103	.00670	.00005	.00113	.00102
%RSD	38.432	1.4665	1.1353	.84651	4.5744	4.7080	5.8426	8.9438	.55739	5.9629	6.7136
#1	.02658	.47850	.09844	.00942	.01742	.00927	.01687	.07969	.00914	.01969	.01590
#2	.01522	.48853	.10004	.00954	.01633	.00991	.01832	.07021	.00922	.01810	.01446
Check ?	Chk Fail	Chk Pass	Chk Pass	Chk Pass	Chk Pass	Chk Pass	Chk Pass	Chk Pass	Chk Pass	Chk Pass	Chk Pass
Value	.01500										
Range	30.000%										

Int. Std.	Y_2243	Y_3600	Y_3774
Units	Cts/S	Cts/S	Cts/S
Avg	**1535.9**	**32657.**	**6066.5**
Stddev	3.1	75.	38.6
%RSD	.20156	.23079	.63696
#1	1538.1	32604.	6093.8
#2	1533.7	32710.	6039.2

Sample Name: 280-83084-E-2-A Acquired: 5/23/2016 22:55:38 Type: Unk
Method: 6500_026(v10) Mode: CONC Corr. Factor: 1.000000
User: kellyca Custom ID1: Custom ID2: Custom ID3:
Comment: 325811 6010B

Elem	Ag3280	Al1670	As1890	B_2089	Ba4554	Be3130	Bi2230	Ca3179	Cd2288
Line	328.068 {103}	167.079 {502}	189.042 {478}	208.959 {461}	455.403 { 74}	313.042 {108}	223.061 {451}	317.933 {106}	228.802 {447}
Units	ppm	ppm	ppm	ppm	ppm	ppm	ppm	ppm	ppm
Avg	**.00050**	**.01003**	**-.00021**	**.03036**	**.04184**	**-.00001**	**.00044**	**29.277**	**.00031**
Stddev	.00032	.00119	.00319	.00067	.00031	.00004	.00067	.082	.00018
%RSD	62.852	11.914	1521.1	2.2015	.74581	507.69	152.63	.28126	58.960
#1	.00073	.00918	.00205	.02988	.04162	.00002	-.00003	29.219	.00018
#2	.00028	.01087	-.00247	.03083	.04206	-.00003	.00091	29.335	.00044
Check ?	Chk Pass	Chk Pass	Chk Pass	Chk Pass	Chk Pass	Chk Pass	Chk Pass	Chk Pass	Chk Pass
High Limit									
Low Limit									

Elem	Co2286	Cr2055	Cu3247	Fe2599	K_7664	Li6707	Mg2790	Mn2576	Mo2020
Line	228.616 {447}	205.560 {464}	324.754 {104}	259.940 {130}	766.490 { 44}	670.784 { 50}	279.079 {121}2	257.610 {131}	202.030 {467}
Units	ppm	ppm	ppm	ppm	ppm	ppm	ppm	ppm	ppm
Avg	**-.00008**	**.01440**	**-.00017**	**.01758**	**.92291**	**.00090**	**3.7038**	**.00078**	**.00118**
Stddev	.00002	.00006	.00003	.00092	.00808	.00018	.0001	.00001	.00027
%RSD	28.673	.41126	18.770	5.2167	.87586	20.533	.00138	1.3753	22.880
#1	-.00006	.01436	-.00019	.01823	.91720	.00077	3.7038	.00077	.00137
#2	-.00010	.01444	-.00015	.01693	.92863	.00103	3.7039	.00078	.00099
Check ?	Chk Pass	Chk Pass	Chk Pass	Chk Pass	Chk Pass	Chk Pass	Chk Pass	Chk Pass	Chk Pass
High Limit									
Low Limit									

Elem	Na8183	Ni2316	P_1782	Pb2203	S_1820	Sb2068	Se1960	Si2881	Sn1899
Line	818.326 { 41}	231.604 {446}	178.284 {489}	220.353 {453}	182.034 {485}	206.833 {463}	196.090 {472}	288.158 {117}	189.989 {477}
Units	ppm	ppm	ppm	ppm	ppm	ppm	ppm	ppm	ppm
Avg	**20.800**	**.00131**	**.04255**	**-.00029**	**4.5446**	**.00149**	**.00764**	**13.459**	**-.00012**
Stddev	.060	.00040	.00175	.00064	.0053	.00016	.00821	.033	.00018
%RSD	.28746	30.686	4.1195	217.37	.11641	10.406	107.48	.24859	156.53
#1	20.758	.00102	.04379	.00016	4.5409	.00160	.00183	13.436	-.00025
#2	20.842	.00159	.04131	-.00074	4.5484	.00138	.01345	13.483	.00001
Check ?	Chk Pass	Chk Pass	Chk Pass	Chk Pass	Chk Pass	Chk Pass	Chk Pass	Chk Pass	Chk Pass
High Limit									
Low Limit									

Elem	Sr4077	Th2837	Ti3349	Tl1908	U_3701	V_2924	Zn2062	Zr3391
Line	407.771 { 83}	283.730 {119}	334.904 {101}	190.856 {477}	370.152 { 91}	292.402 {115}	206.200 {163}	339.198 { 99}
Units	ppm	ppm	ppm	ppm	ppm	ppm	ppm	ppm
Avg	**.35753**	**.00080**	**.00037**	**-.00026**	**.01058**	**.02056**	**.01309**	**.00086**
Stddev	.00148	.00163	.00024	.00153	.01834	.00059	.00054	.00003
%RSD	.41288	202.32	64.468	593.52	173.34	2.8586	4.0906	3.3725
#1	.35648	-.00035	.00020	-.00134	.02355	.02015	.01271	.00088
#2	.35857	.00196	.00053	.00083	-.00239	.02098	.01347	.00084
Check ?	Chk Pass	Chk Pass	Chk Pass	Chk Pass	Chk Pass	Chk Pass	Chk Pass	Chk Pass
High Limit								
Low Limit								

Int. Std.	Y_2243	Y_3600	Y_3774
Line	224.306 {450}	360.073 { 94}	377.433 { 89}
Units	Cts/S	Cts/S	Cts/S
Avg	**1521.9**	**32004.**	**6066.6**
Stddev	4.1	81.	18.7
%RSD	.26666	.25300	.30798
#1	1524.8	32061.	6079.8
#2	1519.1	31947.	6053.4

Sample Name: 280-83087-F-1-D Acquired: 5/23/2016 22:58:22 Type: Unk
Method: 6500_026(v10) Mode: CONC Corr. Factor: 1.000000
User: kellyca Custom ID1: Custom ID2: Custom ID3:
Comment: 325811 6010B

Elem	Ag3280	Al1670	As1890	B_2089	Ba4554	Be3130	Bi2230	Ca3179	Cd2288
Line	328.068 {103}	167.079 {502}	189.042 {478}	208.959 {461}	455.403 { 74}	313.042 {108}	223.061 {451}	317.933 {106}	228.802 {447}
Units	ppm	ppm	ppm	ppm	ppm	ppm	ppm	ppm	ppm
Avg	**.00083**	**.35995**	**-.00377**	**.21460**	**.02087**	**.00002**	**.00163**	W **552.60**	**.00010**
Stddev	.00076	.00061	.00111	.00178	.00005	.00009	.00360	2.01	.00003
%RSD	90.797	.16906	29.402	.83126	.22695	444.99	221.56	.36413	29.181
#1	.00030	.35952	-.00455	.21334	.02083	-.00004	-.00092	551.18	.00008
#2	.00137	.36038	-.00298	.21586	.02090	.00008	.00417	554.02	.00012
Check ?	Chk Pass	Chk Pass	Chk Pass	Chk Pass	Chk Pass	Chk Pass	Chk Pass	Chk Warn	Chk Pass
High Limit								500.00	
Low Limit								-.05000	

Elem	Co2286	Cr2055	Cu3247	Fe2599	K_7664	Li6707	Mg2790	Mn2576	Mo2020
Line	228.616 {447}	205.560 {464}	324.754 {104}	259.940 {130}	766.490 { 44}	670.784 { 50}	279.079 {121}2	257.610 {131}	202.030 {467}
Units	ppm	ppm	ppm	ppm	ppm	ppm	ppm	ppm	ppm
Avg	**.01085**	**.00061**	**.00120**	**3.7345**	**2.0976**	**.01813**	**234.99**	**6.7816**	**-.00027**
Stddev	.00055	.00032	.00096	.0060	.0029	.00140	.06	.0075	.00004
%RSD	5.0859	52.892	80.001	.16094	.13601	7.7234	.02593	.11118	15.633
#1	.01046	.00083	.00052	3.7302	2.0956	.01912	234.94	6.7869	-.00024
#2	.01124	.00038	.00188	3.7387	2.0996	.01714	235.03	6.7763	-.00030
Check ?	Chk Pass	Chk Pass	Chk Pass	Chk Pass	Chk Pass	Chk Pass	Chk Pass	Chk Pass	Chk Pass
High Limit									
Low Limit									

Elem	Na8183	Ni2316	P_1782	Pb2203	S_1820	Sb2068	Se1960	Si2881	Sn1899
Line	818.326 { 41}	231.604 {446}	178.284 {489}	220.353 {453}	182.034 {485}	206.833 {463}	196.090 {472}	288.158 {117}	189.989 {477}
Units	ppm	ppm	ppm	ppm	ppm	ppm	ppm	ppm	ppm
Avg	**26.898**	**.01128**	**.03531**	**.00192**	F **587.33**	**.00025**	**.01254**	**9.0552**	**.00060**
Stddev	.196	.00039	.00011	.00205	2.65	.00047	.00301	.0284	.00086
%RSD	.72926	3.4845	.31411	106.82	.45144	188.96	23.993	.31409	142.80
#1	27.036	.01100	.03539	.00337	585.45	.00058	.01466	9.0754	.00121
#2	26.759	.01156	.03523	.00047	589.20	-.00008	.01041	9.0351	-.00001
Check ?	Chk Pass	Chk Pass	Chk Pass	Chk Pass	Chk Fail	Chk Pass	Chk Pass	Chk Pass	Chk Pass
High Limit					200.00				
Low Limit					-.02000				

Elem	Sr4077	Th2837	Ti3349	Tl1908	U_3701	V_2924	Zn2062	Zr3391
Line	407.771 { 83}	283.730 {119}	334.904 {101}	190.856 {477}	370.152 { 91}	292.402 {115}	206.200 {163}	339.198 { 99}
Units	ppm	ppm	ppm	ppm	ppm	ppm	ppm	ppm
Avg	**.84507**	**.00021**	**.00885**	**.00060**	**-.02965**	**.00083**	**.00274**	**.00088**
Stddev	.00022	.00007	.00025	.00101	.00925	.00064	.00041	.00001
%RSD	.02589	34.682	2.8322	168.73	31.182	76.857	14.910	1.1059
#1	.84492	.00016	.00868	-.00012	-.03619	.00129	.00303	.00088
#2	.84523	.00026	.00903	.00132	-.02311	.00038	.00245	.00089
Check ?	Chk Pass	Chk Pass	Chk Pass	Chk Pass	Chk Pass	Chk Pass	Chk Pass	Chk Pass
High Limit								
Low Limit								

Int. Std.	Y_2243	Y_3600	Y_3774
Line	224.306 {450}	360.073 { 94}	377.433 { 89}
Units	Cts/S	Cts/S	Cts/S
Avg	**1381.8**	**28601.**	**5786.7**
Stddev	17.5	29.	29.7
%RSD	1.2693	.10207	.51334
#1	1394.2	28621.	5807.7
#2	1369.4	28580.	5765.7

Sample Name: 280-83087-F-1-Dsd@5 Acquired: 5/23/2016 23:01:32 Type: Unk
Method: 6500_026(v10) Mode: CONC Corr. Factor: 1.000000
User: kellyca Custom ID1: Custom ID2: Custom ID3:
Comment: 325811 6010B

Elem	Ag3280	Al1670	As1890	B_2089	Ba4554	Be3130	Bi2230	Ca3179	Cd2288
Line	328.068 {103}	167.079 {502}	189.042 {478}	208.959 {461}	455.403 { 74}	313.042 {108}	223.061 {451}	317.933 {106}	228.802 {447}
Units	ppm	ppm	ppm	ppm	ppm	ppm	ppm	ppm	ppm
Avg	**-.00002**	**.08464**	**.00407**	**.04426**	**.00430**	**.00002**	**.00482**	**114.66**	**.00017**
Stddev	.00016	.00148	.00226	.00005	.00006	.00001	.00038	.69	.00015
%RSD	764.57	1.7445	55.467	.11177	1.3786	43.054	7.8687	.60108	92.217
#1	.00009	.08360	.00248	.04429	.00434	.00003	.00455	114.17	.00006
#2	-.00014	.08569	.00567	.04422	.00426	.00002	.00508	115.15	.00028
Check ?	Chk Pass	Chk Pass	Chk Pass	Chk Pass	Chk Pass	Chk Pass	Chk Pass	Chk Pass	Chk Pass
High Limit									
Low Limit									

Elem	Co2286	Cr2055	Cu3247	Fe2599	K_7664	Li6707	Mg2790	Mn2576	Mo2020
Line	228.616 {447}	205.560 {464}	324.754 {104}	259.940 {130}	766.490 { 44}	670.784 { 50}	279.079 {121}2	257.610 {131}	202.030 {467}
Units	ppm	ppm	ppm	ppm	ppm	ppm	ppm	ppm	ppm
Avg	**.00200**	**.00003**	**-.00073**	**.80232**	**.41883**	**.00262**	**47.289**	**1.4171**	**-.00070**
Stddev	.00010	.00036	.00007	.00759	.02199	.00024	.087	.0034	.00052
%RSD	5.2264	1055.0	9.9979	.94557	5.2512	9.3119	.18337	.24228	74.317
#1	.00207	-.00022	-.00068	.79696	.40328	.00245	47.350	1.4195	-.00107
#2	.00193	.00029	-.00078	.80769	.43438	.00280	47.228	1.4147	-.00033
Check ?	Chk Pass	Chk Pass	Chk Pass	Chk Pass	Chk Pass	Chk Pass	Chk Pass	Chk Pass	Chk Pass
High Limit									
Low Limit									

Elem	Na5895	Ni2316	P_1782	Pb2203	S_1820	Sb2068	Se1960	Si2881	Sn1899
Line	589.592 { 57}	231.604 {446}	178.284 {489}	220.353 {453}	182.034 {485}	206.833 {463}	196.090 {472}	288.158 {117}	189.989 {477}
Units	ppm	ppm	ppm	ppm	ppm	ppm	ppm	ppm	ppm
Avg	**5.2768**	**.00238**	**.00932**	**-.00092**	**114.52**	**.00314**	**.00327**	**1.7887**	**-.00029**
Stddev	.0042	.00014	.00230	.00116	.29	.00001	.00464	.0134	.00023
%RSD	.07906	5.9521	24.706	125.52	.25595	.40827	141.85	.74966	78.359
#1	5.2738	.00228	.01095	-.00174	114.32	.00314	.00656	1.7982	-.00013
#2	5.2797	.00248	.00770	-.00010	114.73	.00315	-.00001	1.7792	-.00045
Check ?	Chk Pass	Chk Pass	Chk Pass	Chk Pass	Chk Pass	Chk Pass	Chk Pass	Chk Pass	Chk Pass
High Limit									
Low Limit									

Elem	Sr4077	Th2837	Ti3349	Tl1908	U_3701	V_2924	Zn2062	Zr3391
Line	407.771 { 83}	283.730 {119}	334.904 {101}	190.856 {477}	370.152 { 91}	292.402 {115}	206.200 {163}	339.198 { 99}
Units	ppm	ppm	ppm	ppm	ppm	ppm	ppm	ppm
Avg	**.17087**	**.00185**	**.00200**	**.00050**	**-.00047**	**.00028**	**.00245**	**.00005**
Stddev	.00052	.00037	.00005	.00068	.00362	.00113	.00214	.00011
%RSD	.30529	20.183	2.4635	136.16	772.40	407.21	87.254	216.69
#1	.17051	.00159	.00204	.00098	-.00303	.00108	.00396	.00013
#2	.17124	.00212	.00197	.00002	.00209	-.00052	.00094	-.00003
Check ?	Chk Pass	Chk Pass	Chk Pass	Chk Pass	Chk Pass	Chk Pass	Chk Pass	Chk Pass
High Limit								
Low Limit								

Int. Std.	Y_2243	Y_3600	Y_3774
Line	224.306 {450}	360.073 { 94}	377.433 { 89}
Units	Cts/S	Cts/S	Cts/S
Avg	**1473.7**	**31136.**	**5929.2**
Stddev	2.5	7.	17.9
%RSD	.17196	.02208	.30218
#1	1475.5	31131.	5941.9
#2	1471.9	31141.	5916.5

Sample Name: 280-83087-F-1-E MS Acquired: 5/23/2016 23:04:15 Type: Unk
Method: 6500_026(v10) Mode: CONC Corr. Factor: 1.000000
User: kellyca Custom ID1: Custom ID2: Custom ID3:
Comment: 325811 6010B

Elem	Ag3280	Al1670	As1890	B_2089	Ba4554	Be3130	Bi2230	Ca3179	Cd2288
Line	328.068 {103}	167.079 {502}	189.042 {478}	208.959 {461}	455.403 { 74}	313.042 {108}	223.061 {451}	317.933 {106}	228.802 {447}
Units	ppm	ppm	ppm	ppm	ppm	ppm	ppm	ppm	ppm
Avg	**.05367**	**2.5266**	**1.1324**	**1.3141**	**2.0834**	**.04945**	**2.3805**	W **594.04**	**.11077**
Stddev	.00019	.0053	.0069	.0012	.0059	.00038	.0115	.79	.00072
%RSD	.35698	.21024	.61093	.09097	.28489	.77017	.48218	.13263	.64927
#1	.05380	2.5304	1.1275	1.3150	2.0792	.04919	2.3886	593.48	.11128
#2	.05353	2.5228	1.1373	1.3133	2.0876	.04972	2.3724	594.59	.11026
Check ?	Chk Pass	Chk Pass	Chk Pass	Chk Pass	Chk Pass	Chk Pass	Chk Pass	Chk Warn	Chk Pass
High Limit								500.00	
Low Limit								-.05000	

Elem	Co2286	Cr2055	Cu3247	Fe2599	K_7664	Li6707	Mg2790	Mn2576	Mo2020
Line	228.616 {447}	205.560 {464}	324.754 {104}	259.940 {130}	766.490 { 44}	670.784 { 50}	279.079 {121}2	257.610 {131}	202.030 {467}
Units	ppm	ppm	ppm	ppm	ppm	ppm	ppm	ppm	ppm
Avg	**.50883**	W **.20593**	**.27390**	**4.6861**	**57.805**	**1.1621**	**281.04**	**7.1206**	**1.0707**
Stddev	.00078	.00006	.00024	.0082	.152	.0045	.37	.0048	.0040
%RSD	.15387	.03055	.08788	.17558	.26368	.38962	.13233	.06779	.37554
#1	.50938	.20598	.27373	4.6919	57.697	1.1589	280.78	7.1240	1.0736
#2	.50828	.20589	.27408	4.6802	57.913	1.1653	281.31	7.1172	1.0679
Check ?	Chk Pass	Chk Warn	Chk Pass	Chk Pass	Chk Pass	Chk Pass	Chk Pass	Chk Pass	Chk Pass
High Limit		.10000							
Low Limit		-.01000							

Elem	Na8183	Ni2316	P_1782	Pb2203	S_1820	Sb2068	Se1960	Si2881	Sn1899
Line	818.326 { 41}	231.604 {446}	178.284 {489}	220.353 {453}	182.034 {485}	206.833 {463}	196.090 {472}	288.158 {117}	189.989 {477}
Units	ppm	ppm	ppm	ppm	ppm	ppm	ppm	ppm	ppm
Avg	**82.046**	**.49515**	**11.532**	**.50288**	F **595.22**	**.55819**	**2.3624**	**19.648**	**1.9610**
Stddev	.382	.00053	.041	.00702	1.64	.00419	.0034	.130	.0032
%RSD	.46505	.10690	.35489	1.3959	.27528	.75076	.14425	.66266	.16492
#1	81.777	.49478	11.561	.50784	596.38	.55522	2.3600	19.556	1.9587
#2	82.316	.49553	11.503	.49792	594.06	.56115	2.3648	19.740	1.9633
Check ?	Chk Pass	Chk Pass	Chk Pass	Chk Pass	Chk Fail	Chk Pass	Chk Pass	Chk Pass	Chk Pass
High Limit					200.00				
Low Limit					-.02000				

Elem	Sr4077	Th2837	Ti3349	Tl1908	U_3701	V_2924	Zn2062	Zr3391
Line	407.771 { 83}	283.730 {119}	334.904 {101}	190.856 {477}	370.152 { 91}	292.402 {115}	206.200 {163}	339.198 { 99}
Units	ppm	ppm	ppm	ppm	ppm	ppm	ppm	ppm
Avg	**1.8156**	**1.0277**	**.96570**	**1.8526**	**2.1496**	**.47988**	**.45270**	**.49063**
Stddev	.0079	.0022	.00063	.0011	.0041	.00028	.00012	.00125
%RSD	.43297	.21233	.06518	.06055	.18905	.05932	.02560	.25443
#1	1.8101	1.0262	.96525	1.8534	2.1467	.48008	.45261	.48975
#2	1.8212	1.0293	.96614	1.8519	2.1525	.47968	.45278	.49151
Check ?	Chk Pass	Chk Pass	Chk Pass	Chk Pass	Chk Pass	Chk Pass	Chk Pass	Chk Pass
High Limit								
Low Limit								

Int. Std.	Y_2243	Y_3600	Y_3774
Line	224.306 {450}	360.073 { 94}	377.433 { 89}
Units	Cts/S	Cts/S	Cts/S
Avg	**1328.0**	**28290.**	**5772.8**
Stddev	.0	99.	13.1
%RSD	.00229	.35015	.22680
#1	1328.1	28360.	5782.1
#2	1328.0	28220.	5763.6

Sample Name: 280-83087-F-1-F MSD Acquired: 5/23/2016 23:07:15 Type: Unk
Method: 6500_026(v10) Mode: CONC Corr. Factor: 1.000000
User: kellyca Custom ID1: Custom ID2: Custom ID3:
Comment: 325811 6010B

Elem	Ag3280	Al1670	As1890	B_2089	Ba4554	Be3130	Bi2230	Ca3179	Cd2288
Line	328.068 {103}	167.079 {502}	189.042 {478}	208.959 {461}	455.403 { 74}	313.042 {108}	223.061 {451}	317.933 {106}	228.802 {447}
Units	ppm	ppm	ppm	ppm	ppm	ppm	ppm	ppm	ppm
Avg	**.05278**	**2.5057**	**1.1278**	**1.3058**	**2.0691**	**.04916**	**2.3544**	W **595.93**	**.11027**
Stddev	.00082	.0110	.0096	.0023	.0117	.00035	.0004	.21	.00034
%RSD	1.5477	.43757	.85148	.17854	.56459	.71229	.01479	.03519	.31228
#1	.05221	2.5135	1.1210	1.3041	2.0609	.04891	2.3547	596.08	.11052
#2	.05336	2.4980	1.1346	1.3074	2.0774	.04940	2.3542	595.78	.11003
Check ?	Chk Pass	Chk Pass	Chk Pass	Chk Pass	Chk Pass	Chk Pass	Chk Pass	Chk Warn	Chk Pass
High Limit								500.00	
Low Limit								-.05000	

Elem	Co2286	Cr2055	Cu3247	Fe2599	K_7664	Li6707	Mg2790	Mn2576	Mo2020
Line	228.616 {447}	205.560 {464}	324.754 {104}	259.940 {130}	766.490 { 44}	670.784 { 50}	279.079 {121}2	257.610 {131}	202.030 {467}
Units	ppm	ppm	ppm	ppm	ppm	ppm	ppm	ppm	ppm
Avg	**.50899**	W **.20580**	**.27006**	**4.6734**	**57.610**	**1.1523**	**279.28**	**7.1001**	**1.0707**
Stddev	.00034	.00043	.00123	.0100	.283	.0098	.75	.0141	.0038
%RSD	.06686	.20735	.45663	.21478	.49054	.84698	.26692	.19915	.35384
#1	.50923	.20611	.27093	4.6663	57.410	1.1454	279.80	7.1101	1.0734
#2	.50875	.20550	.26918	4.6805	57.810	1.1592	278.75	7.0901	1.0681
Check ?	Chk Pass	Chk Warn	Chk Pass	Chk Pass	Chk Pass	Chk Pass	Chk Pass	Chk Pass	Chk Pass
High Limit		.10000							
Low Limit		-.01000							

Elem	Na8183	Ni2316	P_1782	Pb2203	S_1820	Sb2068	Se1960	Si2881	Sn1899
Line	818.326 { 41}	231.604 {446}	178.284 {489}	220.353 {453}	182.034 {485}	206.833 {463}	196.090 {472}	288.158 {117}	189.989 {477}
Units	ppm	ppm	ppm	ppm	ppm	ppm	ppm	ppm	ppm
Avg	**82.156**	**.49477**	**11.481**	**.50286**	F **588.60**	**.54742**	**2.3354**	**19.617**	**1.9566**
Stddev	.613	.00143	.002	.00102	.38	.00486	.0038	.106	.0001
%RSD	.74619	.28965	.01587	.20258	.06431	.88820	.16164	.53911	.00295
#1	81.722	.49579	11.482	.50358	588.86	.54398	2.3327	19.542	1.9566
#2	82.589	.49376	11.479	.50214	588.33	.55086	2.3380	19.692	1.9565
Check ?	Chk Pass	Chk Pass	Chk Pass	Chk Pass	Chk Fail	Chk Pass	Chk Pass	Chk Pass	Chk Pass
High Limit					200.00				
Low Limit					-.02000				

Elem	Sr4077	Th2837	Ti3349	Tl1908	U_3701	V_2924	Zn2062	Zr3391
Line	407.771 { 83}	283.730 {119}	334.904 {101}	190.856 {477}	370.152 { 91}	292.402 {115}	206.200 {163}	339.198 { 99}
Units	ppm	ppm	ppm	ppm	ppm	ppm	ppm	ppm
Avg	**1.8070**	**1.0244**	**.96262**	**1.8383**	**2.1537**	**.47882**	**.45564**	**.49255**
Stddev	.0077	.0004	.00401	.0016	.0187	.00252	.00433	.00224
%RSD	.42420	.04369	.41618	.08750	.86759	.52709	.94946	.45526
#1	1.8015	1.0241	.96545	1.8372	2.1404	.48061	.45870	.49096
#2	1.8124	1.0248	.95978	1.8394	2.1669	.47704	.45258	.49413
Check ?	Chk Pass	Chk Pass	Chk Pass	Chk Pass	Chk Pass	Chk Pass	Chk Pass	Chk Pass
High Limit								
Low Limit								

Int. Std.	Y_2243	Y_3600	Y_3774
Line	224.306 {450}	360.073 { 94}	377.433 { 89}
Units	Cts/S	Cts/S	Cts/S
Avg	**1328.8**	**28209.**	**5684.4**
Stddev	.8	50.	26.7
%RSD	.05684	.17548	.46918
#1	1328.2	28174.	5703.3
#2	1329.3	28244.	5665.6

Sample Name: 280-83087-F-2-B Acquired: 5/23/2016 23:10:16 Type: Unk
Method: 6500_026(v10) Mode: CONC Corr. Factor: 1.000000
User: kellyca Custom ID1: Custom ID2: Custom ID3:
Comment: 325811 6010B

Elem	Ag3280	Al3092	As1890	B_2089	Ba4554	Be3130	Bi2230	Ca3179	Cd2288
Line	328.068 {103}	309.271 {109}	189.042 {478}	208.959 {461}	455.403 { 74}	313.042 {108}	223.061 {451}	317.933 {106}	228.802 {447}
Units	ppm	ppm	ppm	ppm	ppm	ppm	ppm	ppm	ppm
Avg	**.00045**	**5.1729**	**.01086**	**1.4848**	**.05511**	**.00048**	**.00418**	**238.49**	**.00039**
Stddev	.00061	.0153	.00145	.0063	.00049	.00001	.00064	.89	.00010
%RSD	134.62	.29608	13.328	.42321	.89617	1.7008	15.269	.37450	24.576
#1	.00088	5.1620	.01188	1.4803	.05476	.00047	.00373	237.86	.00032
#2	.00002	5.1837	.00983	1.4892	.05546	.00048	.00463	239.12	.00046
Check ?	Chk Pass	Chk Pass	Chk Pass	Chk Pass	Chk Pass	Chk Pass	Chk Pass	Chk Pass	Chk Pass
High Limit									
Low Limit									

Elem	Co2286	Cr2055	Cu3247	Fe2599	K_7664	Li6707	Mg2790	Mn2576	Mo2020
Line	228.616 {447}	205.560 {464}	324.754 {104}	259.940 {130}	766.490 { 44}	670.784 { 50}	279.079 {121}2	257.610 {131}	202.030 {467}
Units	ppm	ppm	ppm	ppm	ppm	ppm	ppm	ppm	ppm
Avg	**.00874**	**.00925**	**.00762**	**10.620**	**7.8367**	**.06770**	**122.90**	**2.2567**	**.00094**
Stddev	.00012	.00021	.00050	.036	.0147	.00047	.24	.0048	.00004
%RSD	1.3916	2.3147	6.5485	.33617	.18708	.69297	.19535	.21342	4.0465
#1	.00882	.00910	.00797	10.595	7.8264	.06737	122.73	2.2533	.00097
#2	.00865	.00940	.00726	10.645	7.8471	.06803	123.07	2.2601	.00091
Check ?	Chk Pass	Chk Pass	Chk Pass	Chk Pass	Chk Pass	Chk Pass	Chk Pass	Chk Pass	Chk Pass
High Limit									
Low Limit									

Elem	Na8183	Ni2316	P_1782	Pb2203	S_1820	Sb2068	Se1960	Si2881	Sn1899
Line	818.326 { 41}	231.604 {446}	178.284 {489}	220.353 {453}	182.034 {485}	206.833 {463}	196.090 {472}	288.158 {117}	189.989 {477}
Units	ppm	ppm	ppm	ppm	ppm	ppm	ppm	ppm	ppm
Avg	**139.51**	**.01588**	**.47996**	**.00822**	F **263.05**	**.00057**	**.00589**	**14.577**	**-.00132**
Stddev	.71	.00002	.00578	.00081	.66	.00206	.00477	.040	.00017
%RSD	.50585	.13760	1.2043	9.7971	.25237	360.00	80.990	.27706	12.606
#1	139.01	.01587	.47587	.00879	262.58	-.00089	.00252	14.548	-.00120
#2	140.01	.01590	.48404	.00765	263.52	.00203	.00926	14.606	-.00144
Check ?	Chk Pass	Chk Pass	Chk Pass	Chk Pass	Chk Fail	Chk Pass	Chk Pass	Chk Pass	Chk Pass
High Limit					200.00				
Low Limit					-.02000				

Elem	Sr4077	Th2837	Ti3349	Tl1908	U_3701	V_2924	Zn2062	Zr3391
Line	407.771 { 83}	283.730 {119}	334.904 {101}	190.856 {477}	370.152 { 91}	292.402 {115}	206.200 {163}	339.198 { 99}
Units	ppm	ppm	ppm	ppm	ppm	ppm	ppm	ppm
Avg	**1.6810**	**.00527**	**.07281**	**.00358**	**-.00588**	**.01149**	**.02253**	**.00261**
Stddev	.0062	.00034	.00054	.00278	.01747	.00009	.00078	.00008
%RSD	.36744	6.4905	.74002	77.676	296.82	.74717	3.4613	3.0833
#1	1.6766	.00503	.07319	.00555	.00647	.01143	.02308	.00255
#2	1.6853	.00552	.07242	.00161	-.01824	.01155	.02197	.00267
Check ?	Chk Pass	Chk Pass	Chk Pass	Chk Pass	Chk Pass	Chk Pass	Chk Pass	Chk Pass
High Limit								
Low Limit								

Int. Std.	Y_2243	Y_3600	Y_3774
Line	224.306 {450}	360.073 { 94}	377.433 { 89}
Units	Cts/S	Cts/S	Cts/S
Avg	**1408.6**	**29834.**	**5880.3**
Stddev	2.3	104.	14.4
%RSD	.16301	.34762	.24417
#1	1410.3	29907.	5890.4
#2	1407.0	29761.	5870.1

Sample Name: 280-83087-F-3-B Acquired: 5/23/2016 23:12:57 Type: Unk
Method: 6500_026(v10) Mode: CONC Corr. Factor: 1.000000
User: kellyca Custom ID1: Custom ID2: Custom ID3:
Comment: 325811 6010B

Elem	Ag3280	Al1670	As1890	B_2089	Ba4554	Be3130	Bi2230	Ca3179	Cd2288
Line	328.068 {103}	167.079 {502}	189.042 {478}	208.959 {461}	455.403 { 74}	313.042 {108}	223.061 {451}	317.933 {106}	228.802 {447}
Units	ppm	ppm	ppm	ppm	ppm	ppm	ppm	ppm	ppm
Avg	**.00043**	**.42130**	**.00415**	**.09030**	**.05927**	**.00003**	**.00169**	**142.00**	**.00014**
Stddev	.00021	.00117	.00504	.00085	.00030	.00007	.00063	.36	.00029
%RSD	48.337	.27724	121.62	.94322	.50894	207.58	37.437	.25362	205.08
#1	.00029	.42213	.00771	.09090	.05906	-.00001	.00124	141.75	-.00006
#2	.00058	.42047	.00058	.08970	.05949	.00008	.00214	142.26	.00034
Check ?	Chk Pass	Chk Pass	Chk Pass	Chk Pass	Chk Pass	Chk Pass	Chk Pass	Chk Pass	Chk Pass
High Limit									
Low Limit									

Elem	Co2286	Cr2055	Cu3247	Fe2599	K_7664	Li6707	Mg2790	Mn2576	Mo2020
Line	228.616 {447}	205.560 {464}	324.754 {104}	259.940 {130}	766.490 { 44}	670.784 { 50}	279.079 {121}2	257.610 {131}	202.030 {467}
Units	ppm	ppm	ppm	ppm	ppm	ppm	ppm	ppm	ppm
Avg	**.00017**	**.00237**	**.01475**	**.68422**	**9.4716**	**.00985**	**66.431**	**.04313**	**.00488**
Stddev	.00013	.00037	.00026	.01280	.0493	.00022	.285	.00013	.00067
%RSD	80.051	15.457	1.7800	1.8706	.52001	2.1962	.42923	.30395	13.790
#1	.00007	.00211	.01456	.67517	9.4367	.00970	66.229	.04304	.00441
#2	.00026	.00262	.01493	.69327	9.5064	.01000	66.633	.04323	.00536
Check ?	Chk Pass	Chk Pass	Chk Pass	Chk Pass	Chk Pass	Chk Pass	Chk Pass	Chk Pass	Chk Pass
High Limit									
Low Limit									

Elem	Na5895	Na8183	Ni2316	P_1782	Pb2203	S_1820	Sb2068	Se1960	Si2881
Line	589.592 { 57}	818.326 { 41}	231.604 {446}	178.284 {489}	220.353 {453}	182.034 {485}	206.833 {463}	196.090 {472}	288.158 {117}
Units	ppm	ppm	ppm	ppm	ppm	ppm	ppm	ppm	ppm
Avg	F **10.356**	**10.498**	**.00558**	**.26341**	**.00099**	**154.97**	**-.00053**	**.00653**	**4.8979**
Stddev	.056	.176	.00081	.00530	.00139	.44	.00205	.00161	.0070
%RSD	.54295	1.6811	14.524	2.0107	140.59	.28703	386.50	24.699	.14221
#1	10.316	10.373	.00615	.26715	.00001	155.29	-.00198	.00768	4.9029
#2	10.396	10.622	.00500	.25966	.00198	154.66	.00092	.00539	4.8930
Check ?	Chk Fail	Chk Pass	Chk Pass	Chk Pass	Chk Pass	Chk Pass	Chk Pass	Chk Pass	Chk Pass
High Limit	10.000								
Low Limit	-1.0000								

Elem	Sn1899	Sr4077	Th2837	Ti3349	Tl1908	U_3701	V_2924	Zn2062	Zr3391
Line	189.989 {477}	407.771 { 83}	283.730 {119}	334.904 {101}	190.856 {477}	370.152 { 91}	292.402 {115}	206.200 {163}	339.198 { 99}
Units	ppm	ppm	ppm	ppm	ppm	ppm	ppm	ppm	ppm
Avg	**.00002**	**.30372**	**.00170**	**.00701**	**.00298**	**.01139**	**.00232**	**.00298**	**.00047**
Stddev	.00056	.00163	.00109	.00046	.00083	.01531	.00052	.00042	.00007
%RSD	2813.1	.53668	63.956	6.5726	27.874	134.39	22.501	14.048	15.346
#1	-.00038	.30257	.00093	.00734	.00240	.02221	.00269	.00328	.00052
#2	.00042	.30488	.00247	.00669	.00357	.00057	.00195	.00268	.00042
Check ?	Chk Pass	Chk Pass	Chk Pass	Chk Pass	Chk Pass	Chk Pass	Chk Pass	Chk Pass	Chk Pass
High Limit									
Low Limit									

Int. Std.	Y_2243	Y_3600	Y_3774
Line	224.306 {450}	360.073 { 94}	377.433 { 89}
Units	Cts/S	Cts/S	Cts/S
Avg	**1447.6**	**30763.**	**5998.3**
Stddev	2.9	115.	6.8
%RSD	.19928	.37377	.11406
#1	1445.6	30844.	6003.1
#2	1449.7	30682.	5993.4

Sample Name: 280-83087-F-4-B Acquired: 5/23/2016 23:15:40 Type: Unk
Method: 6500_026(v10) Mode: CONC Corr. Factor: 1.000000
User: kellyca Custom ID1: Custom ID2: Custom ID3:
Comment: 325811 6010B

Elem	Ag3280	Al1670	As1890	B_2089	Ba4554	Be3130	Bi2230	Ca3179	Cd2288
Line	328.068 {103}	167.079 {502}	189.042 {478}	208.959 {461}	455.403 { 74}	313.042 {108}	223.061 {451}	317.933 {106}	228.802 {447}
Units	ppm	ppm	ppm	ppm	ppm	ppm	ppm	ppm	ppm
Avg	**.00087**	**1.2552**	**.00009**	**.22531**	**.16455**	**.00007**	**.00304**	**256.05**	**.00036**
Stddev	.00012	.0072	.00460	.00122	.00033	.00000	.00120	.89	.00008
%RSD	14.128	.57439	5222.3	.54053	.20054	6.8986	39.387	.34784	22.391
#1	.00095	1.2603	.00334	.22617	.16432	.00007	.00389	255.42	.00042
#2	.00078	1.2501	-.00316	.22445	.16478	.00007	.00219	256.68	.00030
Check ?	Chk Pass	Chk Pass	Chk Pass	Chk Pass	Chk Pass	Chk Pass	Chk Pass	Chk Pass	Chk Pass
High Limit									
Low Limit									

Elem	Co2286	Cr2055	Cu3247	Fe2599	K_7664	Li6707	Mg2790	Mn2576	Mo2020
Line	228.616 {447}	205.560 {464}	324.754 {104}	259.940 {130}	766.490 { 44}	670.784 { 50}	279.079 {121}2	257.610 {131}	202.030 {467}
Units	ppm	ppm	ppm	ppm	ppm	ppm	ppm	ppm	ppm
Avg	**.00104**	**.00422**	**.00217**	**3.2435**	**4.3642**	**.02247**	**178.72**	**2.3806**	**-.00020**
Stddev	.00003	.00023	.00007	.0107	.0104	.00009	.11	.0054	.00049
%RSD	2.7172	5.4926	3.4587	.33084	.23714	.39984	.06067	.22547	247.05
#1	.00106	.00405	.00222	3.2359	4.3715	.02240	178.79	2.3844	.00015
#2	.00102	.00438	.00211	3.2511	4.3569	.02253	178.64	2.3768	-.00055
Check ?	Chk Pass	Chk Pass	Chk Pass	Chk Pass	Chk Pass	Chk Pass	Chk Pass	Chk Pass	Chk Pass
High Limit									
Low Limit									

Elem	Na8183	Ni2316	P_1782	Pb2203	S_1820	Sb2068	Se1960	Si2881	Sn1899
Line	818.326 { 41}	231.604 {446}	178.284 {489}	220.353 {453}	182.034 {485}	206.833 {463}	196.090 {472}	288.158 {117}	189.989 {477}
Units	ppm	ppm	ppm	ppm	ppm	ppm	ppm	ppm	ppm
Avg	**36.444**	**.00497**	**.31529**	**.00248**	**100.41**	**.00176**	**.01309**	**13.395**	**.00058**
Stddev	.051	.00045	.00579	.00249	.32	.00093	.00203	.040	.00162
%RSD	.13926	8.9831	1.8349	100.45	.31483	52.840	15.491	.29700	278.72
#1	36.408	.00465	.31938	.00072	100.63	.00241	.01166	13.366	-.00056
#2	36.480	.00529	.31120	.00424	100.19	.00110	.01452	13.423	.00172
Check ?	Chk Pass	Chk Pass	Chk Pass	Chk Pass	Chk Pass	Chk Pass	Chk Pass	Chk Pass	Chk Pass
High Limit									
Low Limit									

Elem	Sr4077	Th2837	Ti3349	Tl1908	U_3701	V_2924	Zn2062	Zr3391
Line	407.771 { 83}	283.730 {119}	334.904 {101}	190.856 {477}	370.152 { 91}	292.402 {115}	206.200 {163}	339.198 { 99}
Units	ppm	ppm	ppm	ppm	ppm	ppm	ppm	ppm
Avg	**.56210**	**.00043**	**.02023**	**.00129**	**.01367**	**.00292**	**.00362**	**.00301**
Stddev	.00039	.00233	.00012	.00142	.01669	.00059	.00087	.00068
%RSD	.06922	545.63	.60582	110.44	122.09	20.035	24.110	22.753
#1	.56183	-.00122	.02032	.00028	.02548	.00333	.00424	.00349
#2	.56238	.00208	.02014	.00229	.00187	.00251	.00300	.00253
Check ?	Chk Pass	Chk Pass	Chk Pass	Chk Pass	Chk Pass	Chk Pass	Chk Pass	Chk Pass
High Limit								
Low Limit								

Int. Std.	Y_2243	Y_3600	Y_3774
Line	224.306 {450}	360.073 { 94}	377.433 { 89}
Units	Cts/S	Cts/S	Cts/S
Avg	**1386.2**	**29500.**	**5886.8**
Stddev	2.6	39.	18.9
%RSD	.18921	.13154	.32029
#1	1384.3	29528.	5900.1
#2	1388.0	29473.	5873.4

Sample Name: ccvh-3900196 Acquired: 5/23/2016 23:18:23 Type: QC
Method: 6500_026(v10) Mode: CONC Corr. Factor: 1.000000
User: kellyca Custom ID1: Custom ID2: Custom ID3:
Comment:

Elem	Ag3280	Al3092	As1890	B_2089	Ba4554	Be3130	Bi2230	Ca3179	Cd2288	Co2286	Cr2055	Cu3247	Fe2714
Units	ppm	ppm	ppm	ppm	ppm	ppm	ppm	ppm	ppm	ppm	ppm	ppm	ppm
Avg	**.00086**	**47.536**	**.00047**	**.00458**	**.00178**	**.00136**	**1.0577**	**-.01055**	**.00056**	**.00493**	**.00113**	**.00661**	**47.636**
Stddev	.00097	.232	.00028	.00110	.00003	.00003	.0002	.00286	.00016	.00003	.00005	.00057	.274
%RSD	112.67	.48909	58.794	23.943	1.8361	2.2787	.01847	27.095	29.133	.68960	4.5853	8.6036	.57583
#1	.00155	47.371	.00027	.00380	.00180	.00134	1.0578	-.00852	.00044	.00490	.00110	.00621	47.442
#2	.00018	47.700	.00066	.00535	.00176	.00138	1.0575	-.01257	.00067	.00495	.00117	.00701	47.830
Check ?	None	Chk Pass	None	None	None	None	Chk Pass	None	None	None	None	None	Chk Pass
Value													
Range													

Elem	K_7664	Li6707	Mg2790	Mn2576	Mo2020	Na8183	Ni2316	P_1782	Pb2203	S_1820	Sb2068	Se1960	Si2881
Units	ppm	ppm	ppm	ppm	ppm	ppm	ppm	ppm	ppm	ppm	ppm	ppm	ppm
Avg	**.15469**	**.00363**	**.23055**	**.00083**	**-.00132**	**251.76**	**.00116**	**.00971**	**.00258**	**5.0189**	**.00588**	**.01815**	**.00287**
Stddev	.00913	.00048	.00136	.00002	.00023	.77	.00044	.00089	.00062	.0020	.00046	.00065	.00332
%RSD	5.8992	13.287	.58830	2.9602	17.813	.30470	37.905	9.1228	24.059	.04063	7.7918	3.5980	115.73
#1	.14824	.00397	.23151	.00081	-.00115	251.22	.00147	.00909	.00214	5.0174	.00555	.01769	.00521
#2	.16115	.00329	.22959	.00085	-.00148	252.30	.00085	.01034	.00301	5.0203	.00620	.01861	.00052
Check ?	None	None	None	None	None	Chk Pass	None	None	None	Chk Pass	None	None	None
Value													
Range													

Elem	Sn1899	Sr4077	Th2837	Ti3349	Tl1908	U_3701	V_2924	Zn2062	Zr3391
Units	ppm	ppm	ppm	ppm	ppm	ppm	ppm	ppm	ppm
Avg	**.00522**	**.00185**	**4.9795**	**.02589**	**.00050**	**10.261**	**-.01476**	**.00010**	**-.01630**
Stddev	.00108	.00003	.0033	.00002	.00077	.029	.00014	.00055	.00045
%RSD	20.778	1.5080	.06569	.09114	153.16	.28108	.93412	537.46	2.7399
#1	.00599	.00187	4.9772	.02591	.00105	10.282	-.01486	.00049	-.01599
#2	.00445	.00183	4.9819	.02588	-.00004	10.241	-.01466	-.00029	-.01662
Check ?	None	None	Chk Pass	None	None	Chk Pass	None	None	None
Value									
Range									

Int. Std.	Y_2243	Y_3600	Y_3774
Units	Cts/S	Cts/S	Cts/S
Avg	**1481.5**	**30788.**	**5921.5**
Stddev	.2	56.	30.2
%RSD	.01305	.18185	.50949
#1	1481.6	30748.	5942.9
#2	1481.3	30827.	5900.2

Sample Name: ccv-3900195 Acquired: 5/23/2016 23:21:12 Type: QC
Method: 6500_026(v10) Mode: CONC Corr. Factor: 1.000000
User: kellyca Custom ID1: Custom ID2: Custom ID3:
Comment:

Elem	Ag3280	Al1670	As1890	B_2089	Ba4554	Be3130	Bi2230	Ca3179	Cd2288	Co2286	Cr2055	Cu3247
Units	ppm	ppm	ppm	ppm	ppm	ppm	ppm	ppm	ppm	ppm	ppm	ppm
Avg	**.48459**	**.53091**	**1.0224**	F **.55046**	**.49325**	**.49523**	**-.00045**	**4.8989**	**.52657**	**.51901**	**.50696**	**.49316**
Stddev	.00216	.00862	.0083	.00180	.00370	.00160	.00134	.0120	.00284	.00161	.00189	.00168
%RSD	.44508	1.6243	.81112	.32701	.75002	.32387	299.35	.24388	.54013	.30982	.37274	.34120
#1	.48611	.53701	1.0165	.54918	.49063	.49409	.00050	4.8905	.52455	.51788	.50562	.49435
#2	.48306	.52481	1.0282	.55173	.49586	.49636	-.00140	4.9074	.52858	.52015	.50830	.49197
Check ?	Chk Pass	Chk Pass	Chk Pass	Chk Fail	Chk Pass	Chk Pass	None	Chk Pass	Chk Pass	Chk Pass	Chk Pass	Chk Pass
Value				.50000								
Range				10.000%								

Elem	Fe2599	K_7664	Li6707	Mg2790	Mn2576	Mo2020	Na5895	Ni2316	P_1782	Pb2203	S_1820	Sb2068
Units	ppm	ppm	ppm	ppm	ppm	ppm	ppm	ppm	ppm	ppm	ppm	ppm
Avg	**2.4384**	**49.968**	**1.0331**	**19.511**	**.48827**	**.51278**	**5.1620**	**.50680**	**1.0309**	**1.0613**	**.03927**	**1.0116**
Stddev	.0117	.381	.0099	.073	.00174	.00242	.0354	.00280	.0061	.0091	.03488	.0009
%RSD	.47880	.76314	.96185	.37363	.35552	.47142	.68659	.55259	.59271	.86050	88.824	.08602
#1	2.4301	49.698	1.0261	19.562	.48950	.51107	5.1370	.50482	1.0352	1.0549	.06394	1.0122
#2	2.4467	50.237	1.0401	19.459	.48704	.51449	5.1871	.50878	1.0266	1.0678	.01461	1.0110
Check ?	Chk Pass	Chk Pass	Chk Pass	Chk Pass	Chk Pass	Chk Pass	Chk Pass	Chk Pass	Chk Pass	Chk Pass	None	Chk Pass
Value												
Range												

Elem	Se1960	Si2881	Sn1899	Sr4077	Th2837	Ti3349	Tl1908	U_3701	V_2924	Zn2062	Zr3391
Units	ppm	ppm	ppm	ppm	ppm	ppm	ppm	ppm	ppm	ppm	ppm
Avg	**1.0478**	**4.9181**	**1.0063**	**.47175**	**.00664**	**.46477**	**1.0500**	**.01925**	**.46675**	**.48101**	**.49053**
Stddev	.0065	.0232	.0060	.00328	.00013	.00100	.0004	.01523	.00080	.00112	.00255
%RSD	.62376	.47094	.59209	.69504	2.0044	.21585	.04001	79.116	.17195	.23254	.51893
#1	1.0431	4.9018	1.0021	.46943	.00674	.46548	1.0503	.00848	.46732	.48180	.48873
#2	1.0524	4.9345	1.0105	.47407	.00655	.46406	1.0497	.03002	.46618	.48022	.49233
Check ?	Chk Pass	Chk Pass	Chk Pass	Chk Pass	None	Chk Pass	Chk Pass	None	Chk Pass	Chk Pass	Chk Pass
Value											
Range											

Int. Std.	Y_2243	Y_3600	Y_3774
Units	Cts/S	Cts/S	Cts/S
Avg	**1526.2**	**32183.**	**6028.1**
Stddev	6.6	12.	30.2
%RSD	.42973	.03875	.50091
#1	1530.9	32174.	6049.5
#2	1521.6	32192.	6006.7

Sample Name: ccb Acquired: 5/23/2016 23:23:49 Type: QC
Method: 6500_026(v10) Mode: CONC Corr. Factor: 1.000000
User: kellyca Custom ID1: Custom ID2: Custom ID3:
Comment:

Elem	Ag3280	Al1670	As1890	B_2089	Ba4554	Be3130	Bi2230	Ca3179	Cd2288	Co2286	Cr2055
Units	ppm	ppm	ppm	ppm	ppm	ppm	ppm	ppm	ppm	ppm	ppm
Avg	**.00085**	**.00025**	**.00301**	W **.00244**	F **.00253**	**.00005**	**.00671**	**.00782**	W **-.00052**	**.00021**	**-.00017**
Stddev	.00084	.00008	.00066	.00072	.00003	.00002	.00152	.00375	.00028	.00008	.00048
%RSD	99.131	34.314	21.987	29.654	1.0689	38.451	22.735	47.968	53.884	38.943	279.46
#1	.00145	.00019	.00255	.00295	.00251	.00007	.00779	.00516	-.00032	.00015	.00017
#2	.00025	.00031	.00348	.00193	.00255	.00004	.00563	.01047	-.00071	.00027	-.00052
Check ?	Chk Pass	Chk Pass	Chk Pass	Chk Warn	Chk Fail	Chk Pass	None	Chk Pass	Chk Warn	Chk Pass	Chk Pass
High Limit				.00156	.00115				.00045		
Low Limit				-.00156	-.00115				-.00045		

Elem	Cu3247	Fe2599	K_7664	Li6707	Mg2790	Mn2576	Mo2020	Na5895	Ni2316	P_1782	Pb2203
Units	ppm	ppm	ppm	ppm	ppm	ppm	ppm	ppm	ppm	ppm	ppm
Avg	W **-.00137**	W **.02600**	**.05663**	**-.00046**	W **.01081**	W **.00030**	**.00020**	**.01319**	**.00063**	**.00028**	**.00142**
Stddev	.00006	.00080	.00523	.00029	.00059	.00004	.00052	.00423	.00028	.00257	.00274
%RSD	4.2118	3.0907	9.2341	63.380	5.4828	14.906	261.36	32.084	43.447	920.38	192.61
#1	-.00133	.02544	.05293	-.00025	.01123	.00027	.00056	.01020	.00044	-.00154	-.00051
#2	-.00141	.02657	.06033	-.00066	.01039	.00033	-.00017	.01618	.00083	.00209	.00336
Check ?	Chk Warn	Chk Warn	Chk Pass	Chk Pass	Chk Warn	Chk Warn	Chk Pass	Chk Pass	Chk Pass	Chk Pass	Chk Pass
High Limit	.00136	.02200			.01070	.00025					
Low Limit	-.00136	-.02200			-.01070	-.00025					

Elem	S_1820	Sb2068	Se1960	Si2881	Sn1899	Sr4077	Th2837	Ti3349	Tl1908	U_3701	V_2924
Units	ppm	ppm	ppm	ppm	ppm	ppm	ppm	ppm	ppm	ppm	ppm
Avg	**.01317**	W **.00365**	F **.01397**	**.01402**	**-.00071**	**.00018**	**.00270**	**.00029**	**.00319**	**.00597**	**.00066**
Stddev	.00008	.00155	.00317	.01365	.00029	.00007	.00076	.00029	.00206	.00965	.00031
%RSD	.61386	42.577	22.698	97.377	40.247	41.336	28.184	102.35	64.513	161.55	46.232
#1	.01312	.00475	.01621	.00437	-.00051	.00023	.00324	.00008	.00465	-.00085	.00088
#2	.01323	.00255	.01173	.02367	-.00092	.00012	.00216	.00050	.00174	.01279	.00045
Check ?	None	Chk Warn	Chk Fail	Chk Pass	Chk Pass	Chk Pass	Chk Pass	Chk Pass	Chk Pass	Chk Pass	Chk Pass
High Limit		.00314	.00972								
Low Limit		-.00314	-.00972								

Elem	Zn2062	Zr3391
Units	ppm	ppm
Avg	**-.00008**	**-.00002**
Stddev	.00081	.00082
%RSD	1007.7	5353.4
#1	.00049	.00056
#2	-.00065	-.00059
Check ?	Chk Pass	Chk Pass
High Limit		
Low Limit		

Int. Std.	Y_2243	Y_3600	Y_3774
Units	Cts/S	Cts/S	Cts/S
Avg	**1560.9**	**32882.**	**5997.3**
Stddev	6.9	131.	9.4
%RSD	.44104	.39818	.15725
#1	1565.7	32975.	6004.0
#2	1556.0	32790.	5990.6

Sample Name: ccvl-3907489 Acquired: 5/23/2016 23:26:36 Type: QC
Method: 6500_026(v10) Mode: CONC Corr. Factor: 1.000000
User: kellyca Custom ID1: Custom ID2: Custom ID3:
Comment:

Elem	Ag3280	Al1670	As1890	B_2089	Ba4554	Be3130	Bi2230	Ca3179	Cd2288	Co2286	Cr2055	Cu3247
Units	ppm	ppm	ppm	ppm	ppm	ppm	ppm	ppm	ppm	ppm	ppm	ppm
Avg	**.00989**	**.10377**	**.01306**	**.10348**	**.01023**	**.00100**	**.11303**	**.19125**	**.00517**	**.00997**	**.00996**	**.01378**
Stddev	.00032	.00121	.00266	.00009	.00007	.00004	.00372	.00336	.00002	.00009	.00001	.00038
%RSD	3.2862	1.1648	20.350	.09038	.66865	3.8121	3.2922	1.7570	.35874	.93020	.12144	2.7410
#1	.01012	.10291	.01494	.10341	.01019	.00097	.11566	.19362	.00519	.00990	.00995	.01351
#2	.00966	.10462	.01118	.10354	.01028	.00102	.11039	.18887	.00516	.01003	.00997	.01405
Check ?	Chk Pass	Chk Pass	Chk Pass	Chk Pass	Chk Pass	Chk Pass	Chk Pass	Chk Pass	Chk Pass	Chk Pass	Chk Pass	Chk Pass
Value												
Range												

Elem	Fe2599	K_7664	Li6707	Mg2790	Mn2576	Mo2020	Na5895	Ni2316	P_1782	Pb2203	S_1820	Sb2068
Units	ppm	ppm	ppm	ppm	ppm	ppm	ppm	ppm	ppm	ppm	ppm	ppm
Avg	**.10318**	**2.9875**	**.01099**	**.20345**	**.00972**	**.01929**	F **1.3085**	**.04048**	**2.8334**	**.01059**	**.00296**	**.02497**
Stddev	.00028	.0010	.00115	.00407	.00021	.00063	.0144	.00038	.0107	.00324	.00435	.00051
%RSD	.27529	.03322	10.481	2.0019	2.1843	3.2858	1.1001	.92667	.37616	30.642	146.95	2.0619
#1	.10338	2.9882	.01180	.20057	.00987	.01973	1.2983	.04021	2.8410	.00829	.00604	.02533
#2	.10298	2.9868	.01017	.20633	.00957	.01884	1.3186	.04075	2.8259	.01288	-.00012	.02461
Check ?	Chk Pass	Chk Pass	Chk Pass	Chk Pass	Chk Pass	Chk Pass	Chk Fail	Chk Pass	Chk Pass	Chk Pass	None	Chk Pass
Value							1.0000					
Range							30.000%					

Elem	Se1960	Si2881	Sn1899	Sr4077	Th2837	Ti3349	Tl1908	U_3701	V_2924	Zn2062	Zr3391
Units	ppm	ppm	ppm	ppm	ppm	ppm	ppm	ppm	ppm	ppm	ppm
Avg	F **.02635**	**.49312**	**.09779**	**.00938**	**.01585**	**.00917**	**.01706**	F **.07855**	**.00888**	**.01918**	**.01580**
Stddev	.00381	.02490	.00172	.00005	.00200	.00033	.00033	.00707	.00031	.00022	.00044
%RSD	14.443	5.0488	1.7580	.53114	12.632	3.6520	1.9080	9.0065	3.5161	1.1256	2.7990
#1	.02904	.51072	.09900	.00935	.01726	.00940	.01729	.07355	.00866	.01903	.01548
#2	.02366	.47552	.09657	.00942	.01443	.00893	.01683	.08356	.00910	.01933	.01611
Check ?	Chk Fail	Chk Pass	Chk Pass	Chk Pass	Chk Pass	Chk Pass	Chk Pass	Chk Fail	Chk Pass	Chk Pass	Chk Pass
Value	.01500							.06000			
Range	30.000%							30.000%			

Int. Std.	Y_2243	Y_3600	Y_3774
Units	Cts/S	Cts/S	Cts/S
Avg	**1539.1**	**32733.**	**6000.7**
Stddev	2.0	49.	10.6
%RSD	.13220	.14824	.17592
#1	1537.6	32767.	5993.2
#2	1540.5	32698.	6008.2

Sample Name: 280-83087-F-5-B Acquired: 5/23/2016 23:29:22 Type: Unk
Method: 6500_026(v10) Mode: CONC Corr. Factor: 1.000000
User: kellyca Custom ID1: Custom ID2: Custom ID3:
Comment: 325811 6010B

Elem	Ag3280	Al1670	As1890	B_2089	Ba4554	Be3130	Bi2230	Ca3179	Cd2288
Line	328.068 {103}	167.079 {502}	189.042 {478}	208.959 {461}	455.403 { 74}	313.042 {108}	223.061 {451}	317.933 {106}	228.802 {447}
Units	ppm	ppm	ppm	ppm	ppm	ppm	ppm	ppm	ppm
Avg	**.00085**	**.66007**	**.00154**	**1.1423**	**.01569**	**.00004**	**.00712**	**372.04**	**.00016**
Stddev	.00031	.00291	.00355	.0058	.00008	.00016	.00312	.24	.00031
%RSD	36.027	.44045	231.04	.50844	.52166	396.72	43.809	.06347	188.23
#1	.00107	.66213	.00405	1.1465	.01563	-.00007	.00492	372.20	.00038
#2	.00063	.65802	-.00097	1.1382	.01575	.00015	.00933	371.87	-.00005
Check ?	Chk Pass	Chk Pass	Chk Pass	Chk Pass	Chk Pass	Chk Pass	Chk Pass	Chk Pass	Chk Pass
High Limit									
Low Limit									

Elem	Co2286	Cr2055	Cu3247	Fe2599	K_7664	Li6707	Mg2790	Mn2576	Mo2020
Line	228.616 {447}	205.560 {464}	324.754 {104}	259.940 {130}	766.490 { 44}	670.784 { 50}	279.079 {121}2	257.610 {131}	202.030 {467}
Units	ppm	ppm	ppm	ppm	ppm	ppm	ppm	ppm	ppm
Avg	**.00243**	**.00215**	**.00161**	**2.2658**	**9.5583**	**.08072**	**286.63**	**1.7185**	**.00139**
Stddev	.00046	.00008	.00044	.0084	.0619	.00005	.44	.0031	.00022
%RSD	19.102	3.8638	27.267	.37120	.64810	.06152	.15411	.18100	15.698
#1	.00210	.00221	.00130	2.2718	9.5145	.08075	286.95	1.7207	.00123
#2	.00276	.00209	.00192	2.2599	9.6021	.08068	286.32	1.7163	.00154
Check ?	Chk Pass	Chk Pass	Chk Pass	Chk Pass	Chk Pass	Chk Pass	Chk Pass	Chk Pass	Chk Pass
High Limit									
Low Limit									

Elem	Na8183	Ni2316	P_1782	Pb2203	S_1820	Sb2068	Se1960	Si2881	Sn1899
Line	818.326 { 41}	231.604 {446}	178.284 {489}	220.353 {453}	182.034 {485}	206.833 {463}	196.090 {472}	288.158 {117}	189.989 {477}
Units	ppm	ppm	ppm	ppm	ppm	ppm	ppm	ppm	ppm
Avg	**107.20**	**.00532**	**.06824**	**-.00198**	F **532.03**	**.00031**	**.00769**	**10.615**	**-.00021**
Stddev	.11	.00050	.00118	.00104	.95	.00165	.00339	.018	.00103
%RSD	.09925	9.4799	1.7309	52.355	.17793	533.07	44.021	.17373	500.67
#1	107.13	.00496	.06908	-.00272	532.70	-.00086	.00530	10.601	.00052
#2	107.28	.00567	.06741	-.00125	531.36	.00148	.01009	10.628	-.00093
Check ?	Chk Pass	Chk Pass	Chk Pass	Chk Pass	Chk Fail	Chk Pass	Chk Pass	Chk Pass	Chk Pass
High Limit					200.00				
Low Limit					-.02000				

Elem	Sr4077	Th2837	Ti3349	Tl1908	U_3701	V_2924	Zn2062	Zr3391
Line	407.771 { 83}	283.730 {119}	334.904 {101}	190.856 {477}	370.152 { 91}	292.402 {115}	206.200 {163}	339.198 { 99}
Units	ppm	ppm	ppm	ppm	ppm	ppm	ppm	ppm
Avg	**2.1451**	**.00064**	**.01338**	**.00200**	**-.00370**	**.00252**	**.00368**	**.00116**
Stddev	.0072	.00325	.00015	.00005	.00790	.00023	.00141	.00132
%RSD	.33491	509.09	1.0936	2.5390	213.71	9.2977	38.352	113.65
#1	2.1401	.00293	.01327	.00196	.00189	.00269	.00468	.00023
#2	2.1502	-.00166	.01348	.00203	-.00929	.00236	.00268	.00210
Check ?	Chk Pass	Chk Pass	Chk Pass	Chk Pass	Chk Pass	Chk Pass	Chk Pass	Chk Pass
High Limit								
Low Limit								

Int. Std.	Y_2243	Y_3600	Y_3774
Line	224.306 {450}	360.073 { 94}	377.433 { 89}
Units	Cts/S	Cts/S	Cts/S
Avg	**1360.7**	**28899.**	**5768.2**
Stddev	1.3	13.	5.8
%RSD	.09684	.04337	.10108
#1	1361.6	28890.	5772.4
#2	1359.8	28908.	5764.1

Sample Name: 280-83087-F-6-B Acquired: 5/23/2016 23:32:03 Type: Unk
Method: 6500_026(v10) Mode: CONC Corr. Factor: 1.000000
User: kellyca Custom ID1: Custom ID2: Custom ID3:
Comment: 325811 6010B

Elem	Ag3280	Al1670	As1890	B_2089	Ba4554	Be3130	Bi2230	Ca3179	Cd2288
Line	328.068 {103}	167.079 {502}	189.042 {478}	208.959 {461}	455.403 { 74}	313.042 {108}	223.061 {451}	317.933 {106}	228.802 {447}
Units	ppm	ppm	ppm	ppm	ppm	ppm	ppm	ppm	ppm
Avg	**.00033**	**1.0198**	**.00111**	**1.2519**	**.02483**	**.00001**	**-.00073**	**278.03**	**.00040**
Stddev	.00030	.0027	.00232	.0075	.00013	.00004	.00347	.25	.00024
%RSD	91.212	.26399	208.44	.59889	.50618	289.91	479.13	.08881	58.814
#1	.00054	1.0179	-.00053	1.2466	.02474	-.00001	-.00318	277.85	.00024
#2	.00012	1.0217	.00276	1.2572	.02492	.00004	.00173	278.20	.00057
Check ?	Chk Pass	Chk Pass	Chk Pass	Chk Pass	Chk Pass	Chk Pass	Chk Pass	Chk Pass	Chk Pass
High Limit									
Low Limit									

Elem	Co2286	Cr2055	Cu3247	Fe2599	K_7664	Li6707	Mg2790	Mn2576	Mo2020
Line	228.616 {447}	205.560 {464}	324.754 {104}	259.940 {130}	766.490 { 44}	670.784 { 50}	279.079 {121}2	257.610 {131}	202.030 {467}
Units	ppm	ppm	ppm	ppm	ppm	ppm	ppm	ppm	ppm
Avg	**.00568**	**.00218**	**.00225**	**4.1835**	**9.5687**	**.09005**	**218.82**	**1.8962**	**.00208**
Stddev	.00043	.00038	.00032	.0013	.0108	.00050	.46	.0054	.00032
%RSD	7.6000	17.269	14.204	.03190	.11311	.55022	.21027	.28627	15.190
#1	.00599	.00191	.00203	4.1845	9.5610	.08970	218.49	1.8924	.00230
#2	.00537	.00244	.00248	4.1826	9.5763	.09040	219.14	1.9000	.00186
Check ?	Chk Pass	Chk Pass	Chk Pass	Chk Pass	Chk Pass	Chk Pass	Chk Pass	Chk Pass	Chk Pass
High Limit									
Low Limit									

Elem	Na8183	Ni2316	P_1782	Pb2203	S_1820	Sb2068	Se1960	Si2881	Sn1899
Line	818.326 { 41}	231.604 {446}	178.284 {489}	220.353 {453}	182.034 {485}	206.833 {463}	196.090 {472}	288.158 {117}	189.989 {477}
Units	ppm	ppm	ppm	ppm	ppm	ppm	ppm	ppm	ppm
Avg	**131.82**	**.00778**	**.08930**	**-.00194**	F **368.95**	**.00343**	**.00619**	**10.776**	**-.00092**
Stddev	.47	.00053	.00052	.00534	.32	.00221	.00681	.046	.00045
%RSD	.35750	6.7860	.57932	276.18	.08599	64.327	110.07	.42913	48.432
#1	131.49	.00741	.08893	.00184	368.72	.00187	.00137	10.744	-.00124
#2	132.16	.00816	.08967	-.00571	369.17	.00499	.01100	10.809	-.00061
Check ?	Chk Pass	Chk Pass	Chk Pass	Chk Pass	Chk Fail	Chk Pass	Chk Pass	Chk Pass	Chk Pass
High Limit					200.00				
Low Limit					-.02000				

Elem	Sr4077	Th2837	Ti3349	Tl1908	U_3701	V_2924	Zn2062	Zr3391
Line	407.771 { 83}	283.730 {119}	334.904 {101}	190.856 {477}	370.152 { 91}	292.402 {115}	206.200 {163}	339.198 { 99}
Units	ppm	ppm	ppm	ppm	ppm	ppm	ppm	ppm
Avg	**1.9161**	**.00203**	**.01928**	**.00066**	**-.01799**	**.00344**	**.00403**	**.00232**
Stddev	.0039	.00056	.00000	.00254	.00481	.00089	.00059	.00006
%RSD	.20493	27.369	.02050	385.95	26.732	25.859	14.566	2.5150
#1	1.9133	.00243	.01929	.00246	-.02139	.00406	.00445	.00228
#2	1.9189	.00164	.01928	-.00114	-.01459	.00281	.00362	.00236
Check ?	Chk Pass	Chk Pass	Chk Pass	Chk Pass	Chk Pass	Chk Pass	Chk Pass	Chk Pass
High Limit								
Low Limit								

Int. Std.	Y_2243	Y_3600	Y_3774
Line	224.306 {450}	360.073 { 94}	377.433 { 89}
Units	Cts/S	Cts/S	Cts/S
Avg	**1382.0**	**29359.**	**5847.0**
Stddev	3.2	81.	15.4
%RSD	.23276	.27486	.26356
#1	1384.3	29416.	5857.8
#2	1379.7	29302.	5836.1

Sample Name: 280-83087-F-7-C Acquired: 5/23/2016 23:34:45 Type: Unk
Method: 6500_026(v10) Mode: CONC Corr. Factor: 1.000000
User: kellyca Custom ID1: Custom ID2: Custom ID3:
Comment: 325811 6010B

Elem	Ag3280	Al1670	As1890	B_2089	Ba4554	Be3130	Bi2230	Ca3179	Cd2288
Line	328.068 {103}	167.079 {502}	189.042 {478}	208.959 {461}	455.403 { 74}	313.042 {108}	223.061 {451}	317.933 {106}	228.802 {447}
Units	ppm	ppm	ppm	ppm	ppm	ppm	ppm	ppm	ppm
Avg	**.00067**	**.48175**	**.00153**	**.70762**	**.02133**	**.00003**	**.00305**	**344.01**	**.00004**
Stddev	.00082	.00276	.00450	.00337	.00008	.00002	.00342	.33	.00008
%RSD	123.14	.57344	294.29	.47568	.39111	50.779	111.90	.09616	185.34
#1	.00009	.47979	-.00165	.70524	.02127	.00004	.00547	344.24	-.00001
#2	.00125	.48370	.00471	.71000	.02139	.00002	.00064	343.77	.00010
Check ?	Chk Pass	Chk Pass	Chk Pass	Chk Pass	Chk Pass	Chk Pass	Chk Pass	Chk Pass	Chk Pass
High Limit									
Low Limit									

Elem	Co2286	Cr2055	Cu3247	Fe2599	K_7664	Li6707	Mg2790	Mn2576	Mo2020
Line	228.616 {447}	205.560 {464}	324.754 {104}	259.940 {130}	766.490 { 44}	670.784 { 50}	279.079 {121}2	257.610 {131}	202.030 {467}
Units	ppm	ppm	ppm	ppm	ppm	ppm	ppm	ppm	ppm
Avg	**.00894**	**.00124**	**.00072**	**2.8018**	**3.8390**	**.04550**	**239.57**	**4.4646**	**.00366**
Stddev	.00057	.00027	.00050	.0009	.0083	.00093	.43	.0083	.00057
%RSD	6.4210	21.439	69.181	.03264	.21735	2.0397	.17828	.18648	15.637
#1	.00853	.00143	.00107	2.8011	3.8449	.04484	239.27	4.4587	.00406
#2	.00934	.00105	.00037	2.8024	3.8331	.04616	239.87	4.4705	.00325
Check ?	Chk Pass	Chk Pass	Chk Pass	Chk Pass	Chk Pass	Chk Pass	Chk Pass	Chk Pass	Chk Pass
High Limit									
Low Limit									

Elem	Na8183	Ni2316	P_1782	Pb2203	S_1820	Sb2068	Se1960	Si2881	Sn1899
Line	818.326 { 41}	231.604 {446}	178.284 {489}	220.353 {453}	182.034 {485}	206.833 {463}	196.090 {472}	288.158 {117}	189.989 {477}
Units	ppm	ppm	ppm	ppm	ppm	ppm	ppm	ppm	ppm
Avg	**57.926**	**.01379**	**.04971**	**-.00244**	F **419.24**	**-.00079**	**.01048**	**10.551**	**-.00058**
Stddev	.232	.00013	.00312	.00053	.85	.00195	.00207	.018	.00064
%RSD	.39977	.90927	6.2818	21.867	.20302	246.35	19.712	.16999	108.99
#1	57.762	.01370	.05192	-.00206	418.64	.00059	.00902	10.564	-.00103
#2	58.090	.01388	.04750	-.00281	419.84	-.00218	.01194	10.538	-.00013
Check ?	Chk Pass	Chk Pass	Chk Pass	Chk Pass	Chk Fail	Chk Pass	Chk Pass	Chk Pass	Chk Pass
High Limit					200.00				
Low Limit					-.02000				

Elem	Sr4077	Th2837	Ti3349	Tl1908	U_3701	V_2924	Zn2062	Zr3391
Line	407.771 { 83}	283.730 {119}	334.904 {101}	190.856 {477}	370.152 { 91}	292.402 {115}	206.200 {163}	339.198 { 99}
Units	ppm	ppm	ppm	ppm	ppm	ppm	ppm	ppm
Avg	**1.2417**	**.00030**	**.00953**	**-.00025**	**-.00260**	**.00135**	**.01961**	**.00171**
Stddev	.0030	.00139	.00026	.00396	.01358	.00016	.00138	.00042
%RSD	.24129	466.83	2.7107	1558.3	521.37	12.023	7.0629	24.772
#1	1.2396	.00128	.00971	.00255	.00700	.00123	.02058	.00201
#2	1.2438	-.00068	.00934	-.00305	-.01221	.00146	.01863	.00141
Check ?	Chk Pass	Chk Pass	Chk Pass	Chk Pass	Chk Pass	Chk Pass	Chk Pass	Chk Pass
High Limit								
Low Limit								

Int. Std.	Y_2243	Y_3600	Y_3774
Line	224.306 {450}	360.073 { 94}	377.433 { 89}
Units	Cts/S	Cts/S	Cts/S
Avg	**1382.2**	**29379.**	**5822.9**
Stddev	3.0	14.	10.5
%RSD	.21578	.04680	.18030
#1	1384.3	29388.	5815.5
#2	1380.1	29369.	5830.4

Sample Name: 280-83159-B-1-A Acquired: 5/23/2016 23:37:26 Type: Unk
Method: 6500_026(v10) Mode: CONC Corr. Factor: 1.000000
User: kellyca Custom ID1: Custom ID2: Custom ID3:
Comment: 325811 6010B

Elem	Ag3280	Al1670	As1890	B_2089	Ba4554	Be3130	Bi2230	Ca3179	Cd2288
Line	328.068 {103}	167.079 {502}	189.042 {478}	208.959 {461}	455.403 { 74}	313.042 {108}	223.061 {451}	317.933 {106}	228.802 {447}
Units	ppm	ppm	ppm	ppm	ppm	ppm	ppm	ppm	ppm
Avg	**.00043**	**.41725**	**.00367**	**.03363**	**.05689**	**.00001**	**.00037**	**38.790**	**.00014**
Stddev	.00018	.00289	.00558	.00031	.00016	.00002	.00031	.004	.00002
%RSD	42.477	.69152	152.08	.92364	.28051	438.68	83.948	.01149	16.678
#1	.00030	.41929	-.00028	.03385	.05678	-.00001	.00015	38.793	.00012
#2	.00056	.41521	.00762	.03341	.05700	.00002	.00059	38.786	.00015
Check ?	Chk Pass	Chk Pass	Chk Pass	Chk Pass	Chk Pass	Chk Pass	Chk Pass	Chk Pass	Chk Pass
High Limit									
Low Limit									

Elem	Co2286	Cr2055	Cu3247	Fe2599	K_7664	Li6707	Mg2790	Mn2576	Mo2020
Line	228.616 {447}	205.560 {464}	324.754 {104}	259.940 {130}	766.490 { 44}	670.784 { 50}	279.079 {121}2	257.610 {131}	202.030 {467}
Units	ppm	ppm	ppm	ppm	ppm	ppm	ppm	ppm	ppm
Avg	**.00008**	**.00940**	**.00064**	**.48805**	**1.1849**	**.00182**	**5.2771**	**.01203**	**.00071**
Stddev	.00023	.00022	.00027	.00390	.0191	.00030	.0135	.00009	.00030
%RSD	299.78	2.3822	42.159	.79941	1.6133	16.407	.25665	.74872	42.076
#1	.00024	.00925	.00083	.48529	1.1714	.00161	5.2867	.01197	.00050
#2	-.00009	.00956	.00045	.49081	1.1984	.00203	5.2675	.01210	.00092
Check ?	Chk Pass	Chk Pass	Chk Pass	Chk Pass	Chk Pass	Chk Pass	Chk Pass	Chk Pass	Chk Pass
High Limit									
Low Limit									

Elem	Na8183	Ni2316	P_1782	Pb2203	S_1820	Sb2068	Se1960	Si2881	Sn1899
Line	818.326 { 41}	231.604 {446}	178.284 {489}	220.353 {453}	182.034 {485}	206.833 {463}	196.090 {472}	288.158 {117}	189.989 {477}
Units	ppm	ppm	ppm	ppm	ppm	ppm	ppm	ppm	ppm
Avg	**23.358**	**.00167**	**.06992**	**.00010**	**4.1664**	**.00021**	**.01027**	**14.028**	**-.00030**
Stddev	.061	.00034	.00009	.00247	.0299	.00370	.00322	.039	.00010
%RSD	.25946	20.122	.12904	2538.1	.71671	1722.7	31.387	.27596	32.212
#1	23.315	.00191	.06998	.00184	4.1875	.00283	.00799	14.001	-.00036
#2	23.401	.00143	.06986	-.00165	4.1453	-.00240	.01254	14.056	-.00023
Check ?	Chk Pass	Chk Pass	Chk Pass	Chk Pass	Chk Pass	Chk Pass	Chk Pass	Chk Pass	Chk Pass
High Limit									
Low Limit									

Elem	Sr4077	Th2837	Ti3349	Tl1908	U_3701	V_2924	Zn2062	Zr3391
Line	407.771 { 83}	283.730 {119}	334.904 {101}	190.856 {477}	370.152 { 91}	292.402 {115}	206.200 {163}	339.198 { 99}
Units	ppm	ppm	ppm	ppm	ppm	ppm	ppm	ppm
Avg	**.54473**	**.00241**	**.03169**	**.00085**	**.01070**	**.01930**	**.00307**	**.00151**
Stddev	.00108	.00020	.00051	.00043	.00957	.00076	.00071	.00043
%RSD	.19864	8.1279	1.5954	50.589	89.397	3.9422	22.988	28.567
#1	.54396	.00254	.03205	.00115	.01747	.01877	.00257	.00181
#2	.54549	.00227	.03134	.00054	.00394	.01984	.00357	.00120
Check ?	Chk Pass	Chk Pass	Chk Pass	Chk Pass	Chk Pass	Chk Pass	Chk Pass	Chk Pass
High Limit								
Low Limit								

Int. Std.	Y_2243	Y_3600	Y_3774
Line	224.306 {450}	360.073 { 94}	377.433 { 89}
Units	Cts/S	Cts/S	Cts/S
Avg	**1512.6**	**32092.**	**6226.6**
Stddev	1.3	51.	4.4
%RSD	.08728	.15949	.07106
#1	1513.6	32128.	6229.7
#2	1511.7	32056.	6223.4

Sample Name: 280-83159-B-2-A Acquired: 5/23/2016 23:40:10 Type: Unk
Method: 6500_026(v10) Mode: CONC Corr. Factor: 1.000000
User: kellyca Custom ID1: Custom ID2: Custom ID3:
Comment: 325811 6010B

Elem	Ag3280	Al1670	As1890	B_2089	Ba4554	Be3130	Bi2230	Ca3179	Cd2288
Line	328.068 {103}	167.079 {502}	189.042 {478}	208.959 {461}	455.403 { 74}	313.042 {108}	223.061 {451}	317.933 {106}	228.802 {447}
Units	ppm	ppm	ppm	ppm	ppm	ppm	ppm	ppm	ppm
Avg	**.00057**	**.01777**	**.00047**	**.03025**	**.04853**	**.00003**	**.00168**	**27.530**	**.00008**
Stddev	.00022	.00064	.00068	.00065	.00003	.00005	.00044	.097	.00004
%RSD	39.164	3.5738	146.84	2.1430	.06898	155.88	26.084	.35134	44.821
#1	.00072	.01822	-.00002	.03071	.04855	.00007	.00137	27.461	.00005
#2	.00041	.01732	.00095	.02980	.04851	-.00000	.00199	27.598	.00011
Check ?	Chk Pass	Chk Pass	Chk Pass	Chk Pass	Chk Pass	Chk Pass	Chk Pass	Chk Pass	Chk Pass
High Limit									
Low Limit									

Elem	Co2286	Cr2055	Cu3247	Fe2599	K_7664	Li6707	Mg2790	Mn2576	Mo2020
Line	228.616 {447}	205.560 {464}	324.754 {104}	259.940 {130}	766.490 { 44}	670.784 { 50}	279.079 {121}2	257.610 {131}	202.030 {467}
Units	ppm	ppm	ppm	ppm	ppm	ppm	ppm	ppm	ppm
Avg	**-.00027**	**.01431**	**.00001**	**.02371**	**.79153**	**.00138**	**3.3157**	**.00097**	**.00094**
Stddev	.00010	.00020	.00015	.00057	.00562	.00026	.0001	.00000	.00004
%RSD	38.918	1.3904	1849.5	2.4230	.70976	18.485	.00251	.40193	4.2634
#1	-.00019	.01417	-.00010	.02412	.78756	.00156	3.3158	.00098	.00091
#2	-.00034	.01445	.00012	.02330	.79550	.00120	3.3157	.00097	.00097
Check ?	Chk Pass	Chk Pass	Chk Pass	Chk Pass	Chk Pass	Chk Pass	Chk Pass	Chk Pass	Chk Pass
High Limit									
Low Limit									

Elem	Na8183	Ni2316	P_1782	Pb2203	S_1820	Sb2068	Se1960	Si2881	Sn1899
Line	818.326 { 41}	231.604 {446}	178.284 {489}	220.353 {453}	182.034 {485}	206.833 {463}	196.090 {472}	288.158 {117}	189.989 {477}
Units	ppm	ppm	ppm	ppm	ppm	ppm	ppm	ppm	ppm
Avg	**20.652**	**.00067**	**.03622**	**-.00064**	**4.7272**	**.00192**	**.01354**	**13.623**	**-.00041**
Stddev	.013	.00017	.00021	.00006	.0017	.00105	.00181	.052	.00038
%RSD	.06359	25.687	.56658	9.7453	.03550	54.910	13.348	.38016	92.353
#1	20.661	.00054	.03637	-.00060	4.7260	.00118	.01226	13.586	-.00067
#2	20.642	.00079	.03608	-.00069	4.7284	.00267	.01482	13.659	-.00014
Check ?	Chk Pass	Chk Pass	Chk Pass	Chk Pass	Chk Pass	Chk Pass	Chk Pass	Chk Pass	Chk Pass
High Limit									
Low Limit									

Elem	Sr4077	Th2837	Ti3349	Tl1908	U_3701	V_2924	Zn2062	Zr3391
Line	407.771 { 83}	283.730 {119}	334.904 {101}	190.856 {477}	370.152 { 91}	292.402 {115}	206.200 {163}	339.198 { 99}
Units	ppm	ppm	ppm	ppm	ppm	ppm	ppm	ppm
Avg	**.34809**	**.00089**	**.00101**	**.00198**	**-.00509**	**.02256**	**.00244**	**-.00078**
Stddev	.00113	.00067	.00011	.00183	.01310	.00045	.00025	.00004
%RSD	.32359	75.068	11.321	92.533	257.43	2.0155	10.357	5.5846
#1	.34730	.00042	.00093	.00327	.00417	.02288	.00226	-.00081
#2	.34889	.00136	.00109	.00068	-.01435	.02224	.00261	-.00075
Check ?	Chk Pass	Chk Pass	Chk Pass	Chk Pass	Chk Pass	Chk Pass	Chk Pass	Chk Pass
High Limit								
Low Limit								

Int. Std.	Y_2243	Y_3600	Y_3774
Line	224.306 {450}	360.073 { 94}	377.433 { 89}
Units	Cts/S	Cts/S	Cts/S
Avg	**1524.3**	**32300.**	**6080.5**
Stddev	2.6	44.	7.8
%RSD	.16970	.13546	.12828
#1	1522.5	32331.	6086.0
#2	1526.1	32269.	6075.0

Sample Name: 280-83159-B-3-A Acquired: 5/23/2016 23:42:54 Type: Unk
Method: 6500_026(v10) Mode: CONC Corr. Factor: 1.000000
User: kellyca Custom ID1: Custom ID2: Custom ID3:
Comment: 325811 6010B

Elem	Ag3280	Al1670	As1890	B_2089	Ba4554	Be3130	Bi2230	Ca3179	Cd2288
Line	328.068 {103}	167.079 {502}	189.042 {478}	208.959 {461}	455.403 { 74}	313.042 {108}	223.061 {451}	317.933 {106}	228.802 {447}
Units	ppm	ppm	ppm	ppm	ppm	ppm	ppm	ppm	ppm
Avg	**.00060**	**.00439**	**.00649**	**.03200**	**.06105**	**.00001**	**.00227**	**26.419**	**.00002**
Stddev	.00000	.00015	.00123	.00057	.00008	.00006	.00174	.026	.00011
%RSD	.76256	3.5170	18.939	1.7810	.13795	668.23	76.862	.09658	453.44
#1	.00060	.00428	.00562	.03160	.06099	-.00003	.00350	26.401	-.00005
#2	.00060	.00450	.00735	.03241	.06111	.00005	.00104	26.437	.00010
Check ?	Chk Pass	Chk Pass	Chk Pass	Chk Pass	Chk Pass	Chk Pass	Chk Pass	Chk Pass	Chk Pass
High Limit									
Low Limit									

Elem	Co2286	Cr2055	Cu3247	Fe2599	K_7664	Li6707	Mg2790	Mn2576	Mo2020
Line	228.616 {447}	205.560 {464}	324.754 {104}	259.940 {130}	766.490 { 44}	670.784 { 50}	279.079 {121}2	257.610 {131}	202.030 {467}
Units	ppm	ppm	ppm	ppm	ppm	ppm	ppm	ppm	ppm
Avg	**-.00071**	**.01267**	**-.00069**	**.04251**	**.93706**	**.00202**	**3.6243**	**.00043**	**.00126**
Stddev	.00011	.00010	.00026	.00027	.01666	.00058	.0067	.00005	.00008
%RSD	14.965	.77163	38.292	.64457	1.7774	28.725	.18483	12.315	6.1065
#1	-.00063	.01274	-.00087	.04231	.94883	.00161	3.6290	.00047	.00131
#2	-.00078	.01260	-.00050	.04270	.92528	.00243	3.6195	.00039	.00120
Check ?	Chk Pass	Chk Pass	Chk Pass	Chk Pass	Chk Pass	Chk Pass	Chk Pass	Chk Pass	Chk Pass
High Limit									
Low Limit									

Elem	Na8183	Ni2316	P_1782	Pb2203	S_1820	Sb2068	Se1960	Si2881	Sn1899
Line	818.326 { 41}	231.604 {446}	178.284 {489}	220.353 {453}	182.034 {485}	206.833 {463}	196.090 {472}	288.158 {117}	189.989 {477}
Units	ppm	ppm	ppm	ppm	ppm	ppm	ppm	ppm	ppm
Avg	**20.702**	**.00037**	**.02636**	**-.00217**	**4.7780**	**.00080**	**.01280**	**14.008**	**-.00083**
Stddev	.013	.00019	.00094	.00123	.0005	.00013	.00266	.031	.00091
%RSD	.06336	50.128	3.5586	56.735	.00975	15.784	20.777	.22084	109.29
#1	20.712	.00050	.02702	-.00130	4.7784	.00071	.01092	13.986	-.00019
#2	20.693	.00024	.02570	-.00304	4.7777	.00089	.01467	14.030	-.00147
Check ?	Chk Pass	Chk Pass	Chk Pass	Chk Pass	Chk Pass	Chk Pass	Chk Pass	Chk Pass	Chk Pass
High Limit									
Low Limit									

Elem	Sr4077	Th2837	Ti3349	Tl1908	U_3701	V_2924	Zn2062	Zr3391
Line	407.771 { 83}	283.730 {119}	334.904 {101}	190.856 {477}	370.152 { 91}	292.402 {115}	206.200 {163}	339.198 { 99}
Units	ppm	ppm	ppm	ppm	ppm	ppm	ppm	ppm
Avg	**.36657**	**-.00034**	**.00049**	**.00340**	**.00073**	**.01749**	**-.00128**	**.00210**
Stddev	.00113	.00083	.00004	.00235	.01849	.00079	.00124	.00113
%RSD	.30861	244.58	7.6180	69.141	2539.6	4.5102	96.473	53.739
#1	.36577	-.00092	.00046	.00174	.01380	.01805	-.00216	.00130
#2	.36737	.00025	.00052	.00506	-.01235	.01693	-.00041	.00289
Check ?	Chk Pass	Chk Pass	Chk Pass	Chk Pass	Chk Pass	Chk Pass	Chk Pass	Chk Pass
High Limit								
Low Limit								

Int. Std.	Y_2243	Y_3600	Y_3774
Line	224.306 {450}	360.073 { 94}	377.433 { 89}
Units	Cts/S	Cts/S	Cts/S
Avg	**1520.1**	**32234.**	**6026.1**
Stddev	1.6	50.	4.3
%RSD	.10853	.15414	.07212
#1	1521.2	32199.	6029.2
#2	1518.9	32269.	6023.0

Sample Name: 280-83159-B-4-A Acquired: 5/23/2016 23:45:38 Type: Unk
Method: 6500_026(v10) Mode: CONC Corr. Factor: 1.000000
User: kellyca Custom ID1: Custom ID2: Custom ID3:
Comment: 325811 6010B

Elem	Ag3280	Al1670	As1890	B_2089	Ba4554	Be3130	Bi2230	Ca3179	Cd2288
Line	328.068 {103}	167.079 {502}	189.042 {478}	208.959 {461}	455.403 { 74}	313.042 {108}	223.061 {451}	317.933 {106}	228.802 {447}
Units	ppm	ppm	ppm	ppm	ppm	ppm	ppm	ppm	ppm
Avg	**.00059**	**.00922**	**.00490**	**.04565**	**.03882**	**-.00003**	**-.00116**	**23.055**	**.00021**
Stddev	.00026	.00009	.00240	.00031	.00035	.00008	.00156	.070	.00001
%RSD	43.362	.98462	48.997	.67935	.91128	261.59	134.35	.30417	2.7127
#1	.00041	.00915	.00320	.04543	.03857	.00003	-.00006	23.005	.00021
#2	.00077	.00928	.00659	.04587	.03907	-.00009	-.00227	23.104	.00021
Check ?	Chk Pass	Chk Pass	Chk Pass	Chk Pass	Chk Pass	Chk Pass	Chk Pass	Chk Pass	Chk Pass
High Limit									
Low Limit									

Elem	Co2286	Cr2055	Cu3247	Fe2599	K_7664	Li6707	Mg2790	Mn2576	Mo2020
Line	228.616 {447}	205.560 {464}	324.754 {104}	259.940 {130}	766.490 { 44}	670.784 { 50}	279.079 {121}2	257.610 {131}	202.030 {467}
Units	ppm	ppm	ppm	ppm	ppm	ppm	ppm	ppm	ppm
Avg	**-.00068**	**.00885**	**.00005**	**.01683**	**1.3256**	**.00482**	**3.4138**	**.00033**	**.00123**
Stddev	.00035	.00021	.00008	.00118	.0120	.00087	.0077	.00007	.00005
%RSD	51.106	2.3571	174.00	7.0002	.90827	17.953	.22642	21.327	4.3714
#1	-.00043	.00900	.00010	.01599	1.3341	.00421	3.4192	.00038	.00119
#2	-.00092	.00870	-.00001	.01766	1.3171	.00543	3.4083	.00028	.00127
Check ?	Chk Pass	Chk Pass	Chk Pass	Chk Pass	Chk Pass	Chk Pass	Chk Pass	Chk Pass	Chk Pass
High Limit									
Low Limit									

Elem	Na8183	Ni2316	P_1782	Pb2203	S_1820	Sb2068	Se1960	Si2881	Sn1899
Line	818.326 { 41}	231.604 {446}	178.284 {489}	220.353 {453}	182.034 {485}	206.833 {463}	196.090 {472}	288.158 {117}	189.989 {477}
Units	ppm	ppm	ppm	ppm	ppm	ppm	ppm	ppm	ppm
Avg	**25.744**	**.00047**	**.03014**	**.00057**	**4.6501**	**.00287**	**.00589**	**14.351**	**.00078**
Stddev	.007	.00059	.00550	.00125	.0055	.00065	.00159	.117	.00137
%RSD	.02805	124.62	18.240	219.79	.11841	22.628	27.000	.81357	175.67
#1	25.749	.00088	.02625	-.00032	4.6462	.00241	.00701	14.269	.00175
#2	25.739	.00006	.03403	.00145	4.6540	.00333	.00477	14.434	-.00019
Check ?	Chk Pass	Chk Pass	Chk Pass	Chk Pass	Chk Pass	Chk Pass	Chk Pass	Chk Pass	Chk Pass
High Limit									
Low Limit									

Elem	Sr4077	Th2837	Ti3349	Tl1908	U_3701	V_2924	Zn2062	Zr3391
Line	407.771 { 83}	283.730 {119}	334.904 {101}	190.856 {477}	370.152 { 91}	292.402 {115}	206.200 {163}	339.198 { 99}
Units	ppm	ppm	ppm	ppm	ppm	ppm	ppm	ppm
Avg	**.33704**	**.00236**	**.00042**	**.00073**	**.01600**	**.01558**	**.00012**	**.00010**
Stddev	.00213	.00009	.00014	.00113	.01330	.00026	.00120	.00161
%RSD	.63158	3.7609	32.224	154.82	83.117	1.6663	1035.1	1597.2
#1	.33554	.00229	.00033	.00153	.02541	.01576	-.00073	.00124
#2	.33855	.00242	.00052	-.00007	.00660	.01539	.00097	-.00103
Check ?	Chk Pass	Chk Pass	Chk Pass	Chk Pass	Chk Pass	Chk Pass	Chk Pass	Chk Pass
High Limit								
Low Limit								

Int. Std.	Y_2243	Y_3600	Y_3774
Line	224.306 {450}	360.073 { 94}	377.433 { 89}
Units	Cts/S	Cts/S	Cts/S
Avg	**1508.8**	**32144.**	**6087.7**
Stddev	2.3	82.	14.7
%RSD	.15005	.25602	.24216
#1	1510.4	32086.	6098.1
#2	1507.2	32202.	6077.3

Sample Name: ccvh-3900196 Acquired: 5/23/2016 23:48:21 Type: QC
Method: 6500_026(v10) Mode: CONC Corr. Factor: 1.000000
User: kellyca Custom ID1: Custom ID2: Custom ID3:
Comment:

Elem	Ag3280	Al3092	As1890	B_2089	Ba4554	Be3130	Bi2230	Ca3179	Cd2288	Co2286	Cr2055	Cu3247	Fe2714
Units	ppm	ppm	ppm	ppm	ppm	ppm	ppm	ppm	ppm	ppm	ppm	ppm	ppm
Avg	**.00112**	**47.120**	**.00082**	**.00360**	**.00184**	**.00144**	**1.0640**	**-.03684**	**.00053**	**.00485**	**.00082**	**.00656**	**47.092**
Stddev	.00007	.110	.00713	.00065	.00013	.00005	.0009	.00597	.00004	.00021	.00022	.00019	.031
%RSD	6.0634	.23412	869.39	18.010	7.3224	3.8091	.08148	16.210	8.2601	4.3712	26.850	2.8615	.06662
#1	.00108	47.198	.00586	.00314	.00175	.00140	1.0634	-.03261	.00056	.00500	.00098	.00669	47.114
#2	.00117	47.042	-.00422	.00406	.00194	.00148	1.0647	-.04106	.00050	.00470	.00066	.00642	47.070
Check ?	None	Chk Pass	None	None	None	None	Chk Pass	None	None	None	None	None	Chk Pass
Value													
Range													

Elem	K_7664	Li6707	Mg2790	Mn2576	Mo2020	Na8183	Ni2316	P_1782	Pb2203	S_1820	Sb2068	Se1960	Si2881
Units	ppm	ppm	ppm	ppm	ppm	ppm	ppm	ppm	ppm	ppm	ppm	ppm	ppm
Avg	**.17646**	**.00347**	**.22195**	**.00087**	**-.00110**	**251.34**	**.00147**	**.01278**	**.00188**	**5.0355**	**.00377**	**.01347**	**.01535**
Stddev	.00560	.00101	.00385	.00009	.00016	.07	.00018	.00330	.00511	.0026	.00179	.00465	.01154
%RSD	3.1755	29.118	1.7364	10.429	14.651	.02692	12.049	25.828	271.97	.05174	47.541	34.533	75.160
#1	.17249	.00276	.21923	.00080	-.00122	251.29	.00160	.01511	.00549	5.0374	.00504	.01676	.00719
#2	.18042	.00419	.22468	.00093	-.00099	251.38	.00135	.01045	-.00173	5.0337	.00250	.01018	.02350
Check ?	None	None	None	None	None	Chk Pass	None	None	None	Chk Pass	None	None	None
Value													
Range													

Elem	Sn1899	Sr4077	Th2837	Ti3349	Tl1908	U_3701	V_2924	Zn2062	Zr3391
Units	ppm	ppm	ppm	ppm	ppm	ppm	ppm	ppm	ppm
Avg	**.00401**	**.00197**	**4.9341**	**.02619**	**.00282**	**10.250**	**-.01509**	**-.00041**	**-.01536**
Stddev	.00092	.00006	.0103	.00016	.00204	.036	.00059	.00028	.00151
%RSD	22.877	2.8495	.20774	.59185	72.237	.34844	3.8830	69.787	9.8471
#1	.00466	.00201	4.9269	.02608	.00426	10.225	-.01550	-.00021	-.01429
#2	.00336	.00193	4.9414	.02630	.00138	10.275	-.01467	-.00061	-.01643
Check ?	None	None	Chk Pass	None	None	Chk Pass	None	None	None
Value									
Range									

Int. Std.	Y_2243	Y_3600	Y_3774
Units	Cts/S	Cts/S	Cts/S
Avg	**1472.3**	**30881.**	**5936.2**
Stddev	4.6	92.	.1
%RSD	.31279	.29759	.00156
#1	1469.0	30946.	5936.2
#2	1475.5	30816.	5936.3

Sample Name: ccv-3900195 Acquired: 5/23/2016 23:51:11 Type: QC
Method: 6500_026(v10) Mode: CONC Corr. Factor: 1.000000
User: kellyca Custom ID1: Custom ID2: Custom ID3:
Comment:

Elem	Ag3280	Al1670	As1890	B_2089	Ba4554	Be3130	Bi2230	Ca3179	Cd2288	Co2286	Cr2055	Cu3247
Units	ppm	ppm	ppm	ppm	ppm	ppm	ppm	ppm	ppm	ppm	ppm	ppm
Avg	**.49038**	**.52503**	**1.0315**	F **.55024**	**.49764**	**.49754**	**.00052**	**4.8927**	**.52714**	**.52246**	**.51041**	**.50349**
Stddev	.00091	.00034	.0080	.00039	.00124	.00011	.00368	.0119	.00076	.00020	.00076	.00055
%RSD	.18555	.06388	.77629	.07162	.24931	.02309	707.73	.24232	.14364	.03795	.14962	.10928
#1	.48974	.52479	1.0258	.55052	.49676	.49762	-.00208	4.8843	.52660	.52232	.51095	.50311
#2	.49102	.52527	1.0371	.54996	.49851	.49746	.00312	4.9010	.52767	.52260	.50987	.50388
Check ?	Chk Pass	Chk Pass	Chk Pass	Chk Fail	Chk Pass	Chk Pass	None	Chk Pass	Chk Pass	Chk Pass	Chk Pass	Chk Pass
Value				.50000								
Range				10.000%								

Elem	Fe2599	K_7664	Li6707	Mg2790	Mn2576	Mo2020	Na5895	Ni2316	P_1782	Pb2203	S_1820	Sb2068
Units	ppm	ppm	ppm	ppm	ppm	ppm	ppm	ppm	ppm	ppm	ppm	ppm
Avg	**2.4498**	**50.486**	**1.0465**	**19.808**	**.49507**	**.51527**	**5.2205**	**.50994**	**1.0260**	**1.0651**	**.00961**	**1.0152**
Stddev	.0110	.030	.0023	.019	.00073	.00052	.0107	.00125	.0019	.0023	.00333	.0055
%RSD	.45046	.06024	.21863	.09620	.14737	.10064	.20485	.24438	.18146	.21533	34.657	.54361
#1	2.4576	50.465	1.0449	19.822	.49559	.51490	5.2129	.51082	1.0273	1.0635	.00726	1.0191
#2	2.4420	50.508	1.0482	19.795	.49456	.51563	5.2280	.50906	1.0247	1.0668	.01197	1.0113
Check ?	Chk Pass	Chk Pass	Chk Pass	Chk Pass	Chk Pass	Chk Pass	Chk Pass	Chk Pass	Chk Pass	Chk Pass	None	Chk Pass
Value												
Range												

Elem	Se1960	Si2881	Sn1899	Sr4077	Th2837	Ti3349	Tl1908	U_3701	V_2924	Zn2062	Zr3391
Units	ppm	ppm	ppm	ppm	ppm	ppm	ppm	ppm	ppm	ppm	ppm
Avg	**1.0468**	**4.9400**	**1.0106**	**.47670**	**.00741**	**.47047**	**1.0462**	**.01243**	**.47440**	**.48572**	**.49416**
Stddev	.0060	.0182	.0022	.00002	.00014	.00101	.0032	.00246	.00185	.00015	.00109
%RSD	.56940	.36876	.22247	.00370	1.9340	.21552	.30969	19.821	.39078	.02985	.22117
#1	1.0426	4.9529	1.0122	.47669	.00731	.47119	1.0485	.01068	.47309	.48562	.49493
#2	1.0511	4.9272	1.0090	.47671	.00751	.46975	1.0439	.01417	.47571	.48582	.49338
Check ?	Chk Pass	Chk Pass	Chk Pass	Chk Pass	None	Chk Pass	Chk Pass	None	Chk Pass	Chk Pass	Chk Pass
Value											
Range											

Int. Std.	Y_2243	Y_3600	Y_3774
Units	Cts/S	Cts/S	Cts/S
Avg	**1528.8**	**31968.**	**5985.0**
Stddev	2.5	54.	4.8
%RSD	.16271	.17033	.08083
#1	1530.5	31930.	5988.4
#2	1527.0	32007.	5981.6

Sample Name: ccb Acquired: 5/23/2016 23:53:51 Type: QC
Method: 6500_026(v10) Mode: CONC Corr. Factor: 1.000000
User: kellyca Custom ID1: Custom ID2: Custom ID3:
Comment:

Elem	Ag3280	Al1670	As1890	B_2089	Ba4554	Be3130	Bi2230	Ca3179	Cd2288	Co2286	Cr2055	Cu3247
Units	ppm	ppm	ppm	ppm	ppm	ppm	ppm	ppm	ppm	ppm	ppm	ppm
Avg	**.00031**	**-.00092**	**-.00383**	W **.00161**	**.00011**	**.00006**	**.00593**	**.00131**	**-.00017**	**.00010**	**-.00040**	**-.00117**
Stddev	.00012	.00095	.00123	.00013	.00003	.00005	.00167	.00052	.00007	.00002	.00027	.00004
%RSD	37.756	103.30	32.071	8.3663	25.412	87.663	28.118	39.336	41.783	19.337	69.074	3.3054
#1	.00039	-.00025	-.00470	.00152	.00009	.00010	.00475	.00095	-.00022	.00012	-.00020	-.00119
#2	.00023	-.00159	-.00296	.00171	.00013	.00002	.00710	.00167	-.00012	.00009	-.00059	-.00114
Check ?	Chk Pass	Chk Pass	Chk Pass	Chk Warn	Chk Pass	Chk Pass	None	Chk Pass	Chk Pass	Chk Pass	Chk Pass	Chk Pass
High Limit				.00156								
Low Limit				-.00156								

Elem	Fe2599	K_7664	Li6707	Mg2790	Mn2576	Mo2020	Na5895	Ni2316	P_1782	Pb2203	S_1820	Sb2068
Units	ppm	ppm	ppm	ppm	ppm	ppm	ppm	ppm	ppm	ppm	ppm	ppm
Avg	**.00068**	**.05065**	**-.00043**	**.00629**	**.00007**	**.00006**	**.01241**	**.00094**	**.00165**	**.00181**	**.00801**	W **.00424**
Stddev	.00062	.00216	.00008	.00323	.00013	.00015	.00131	.00034	.00193	.00016	.00621	.00217
%RSD	91.278	4.2597	19.085	51.304	202.52	255.84	10.546	36.081	117.01	8.5936	77.551	51.065
#1	.00024	.05218	-.00037	.00401	.00016	-.00005	.01333	.00070	.00301	.00192	.00362	.00271
#2	.00112	.04913	-.00049	.00857	-.00003	.00017	.01148	.00118	.00028	.00170	.01240	.00577
Check ?	Chk Pass	Chk Pass	Chk Pass	Chk Pass	Chk Pass	Chk Pass	Chk Pass	Chk Pass	Chk Pass	Chk Pass	None	Chk Warn
High Limit												.00314
Low Limit												-.00314

Elem	Se1960	Si2881	Sn1899	Sr4077	Th2837	Ti3349	Tl1908	U_3701	V_2924	Zn2062	Zr3391
Units	ppm	ppm	ppm	ppm	ppm	ppm	ppm	ppm	ppm	ppm	ppm
Avg	F **.01145**	**.00988**	**.00033**	**.00012**	**.00095**	**.00032**	**.00351**	**.00515**	**-.00010**	**.00042**	**.00017**
Stddev	.00416	.00288	.00100	.00004	.00063	.00022	.00115	.01795	.00022	.00031	.00061
%RSD	36.341	29.145	300.64	33.202	66.169	67.392	32.827	348.23	233.38	72.211	365.30
#1	.00851	.00785	-.00037	.00015	.00140	.00017	.00270	-.00754	-.00025	.00064	-.00027
#2	.01440	.01192	.00104	.00009	.00051	.00048	.00433	.01785	.00006	.00021	.00060
Check ?	Chk Fail	Chk Pass	Chk Pass	Chk Pass	Chk Pass	Chk Pass	Chk Pass	Chk Pass	Chk Pass	Chk Pass	Chk Pass
High Limit	.00972										
Low Limit	-.00972										

Int. Std.	Y_2243	Y_3600	Y_3774
Units	Cts/S	Cts/S	Cts/S
Avg	**1551.0**	**32873.**	**5974.6**
Stddev	1.8	13.	45.6
%RSD	.11878	.04071	.76305
#1	1552.3	32864.	6006.8
#2	1549.7	32882.	5942.3

Sample Name: ccvl-3907489 Acquired: 5/23/2016 23:56:39 Type: QC
Method: 6500_026(v10) Mode: CONC Corr. Factor: 1.000000
User: kellyca Custom ID1: Custom ID2: Custom ID3:
Comment:

Elem	Ag3280	Al1670	As1890	B_2089	Ba4554	Be3130	Bi2230	Ca3179	Cd2288	Co2286	Cr2055	Cu3247
Units	ppm	ppm	ppm	ppm	ppm	ppm	ppm	ppm	ppm	ppm	ppm	ppm
Avg	**.01071**	**.10659**	**.01252**	**.10371**	**.01014**	**.00102**	**.11563**	**.18965**	**.00517**	**.00982**	**.01025**	**.01316**
Stddev	.00041	.00026	.00181	.00021	.00014	.00001	.00006	.00441	.00016	.00019	.00002	.00016
%RSD	3.8283	.24239	14.423	.20467	1.4049	1.0395	.05083	2.3256	3.1663	1.9189	.23422	1.2204
#1	.01042	.10677	.01379	.10356	.01004	.00102	.11567	.18653	.00505	.00995	.01027	.01327
#2	.01100	.10640	.01124	.10386	.01024	.00103	.11558	.19277	.00528	.00969	.01023	.01305
Check ?	Chk Pass	Chk Pass	Chk Pass	Chk Pass	Chk Pass	Chk Pass	Chk Pass	Chk Pass	Chk Pass	Chk Pass	Chk Pass	Chk Pass
Value												
Range												

Elem	Fe2599	K_7664	Li6707	Mg2790	Mn2576	Mo2020	Na5895	Ni2316	P_1782	Pb2203	S_1820	Sb2068
Units	ppm	ppm	ppm	ppm	ppm	ppm	ppm	ppm	ppm	ppm	ppm	ppm
Avg	**.11360**	**2.9794**	**.01033**	**.20390**	**.00981**	**.02002**	F **1.3125**	**.04117**	**2.8324**	**.01113**	**.00119**	**.02359**
Stddev	.00114	.0044	.00031	.00600	.00020	.00007	.0141	.00001	.0071	.00035	.00427	.00288
%RSD	1.0065	.14631	3.0196	2.9416	2.0644	.34186	1.0761	.02603	.25002	3.1027	358.56	12.197
#1	.11441	2.9764	.01055	.19966	.00995	.02007	1.3025	.04117	2.8374	.01137	.00421	.02562
#2	.11279	2.9825	.01011	.20814	.00967	.01997	1.3225	.04118	2.8273	.01088	-.00183	.02155
Check ?	Chk Pass	Chk Pass	Chk Pass	Chk Pass	Chk Pass	Chk Pass	Chk Fail	Chk Pass	Chk Pass	Chk Pass	None	Chk Pass
Value							1.0000					
Range							30.000%					

Elem	Se1960	Si2881	Sn1899	Sr4077	Th2837	Ti3349	Tl1908	U_3701	V_2924	Zn2062	Zr3391
Units	ppm	ppm	ppm	ppm	ppm	ppm	ppm	ppm	ppm	ppm	ppm
Avg	F **.02089**	**.48283**	**.09935**	**.00937**	**.01641**	**.00868**	**.01619**	**.07531**	**.00893**	**.01969**	**.01483**
Stddev	.00012	.00399	.00005	.00001	.00115	.00014	.00175	.00780	.00041	.00037	.00101
%RSD	.55342	.82673	.05392	.15748	6.9802	1.6463	10.832	10.352	4.5893	1.8939	6.7898
#1	.02081	.48001	.09939	.00935	.01560	.00878	.01743	.06980	.00922	.01995	.01554
#2	.02098	.48565	.09931	.00938	.01722	.00858	.01495	.08083	.00864	.01942	.01411
Check ?	Chk Fail	Chk Pass	Chk Pass	Chk Pass	Chk Pass	Chk Pass	Chk Pass	Chk Pass	Chk Pass	Chk Pass	Chk Pass
Value	.01500										
Range	30.000%										

Int. Std.	Y_2243	Y_3600	Y_3774
Units	Cts/S	Cts/S	Cts/S
Avg	**1537.7**	**32812.**	**5973.4**
Stddev	1.0	45.	9.7
%RSD	.06792	.13732	.16320
#1	1538.4	32844.	5980.3
#2	1536.9	32780.	5966.5

Sample Name: MB 280-325550/1-A Acquired: 5/23/2016 23:59:25 Type: Unk
Method: 6500_026(v10) Mode: CONC Corr. Factor: 1.000000
User: kellyca Custom ID1: 5/21 Custom ID2: Custom ID3:
Comment: 325550 200.7

Elem	Ag3280	Al1670	As1890	B_2089	Ba4554	Be3130	Bi2230	Ca3179	Cd2288
Line	328.068 {103}	167.079 {502}	189.042 {478}	208.959 {461}	455.403 { 74}	313.042 {108}	223.061 {451}	317.933 {106}	228.802 {447}
Units	ppm	ppm	ppm	ppm	ppm	ppm	ppm	ppm	ppm
Avg	**.00013**	**.00641**	**-.00119**	**.00371**	**.00039**	**.00001**	**.00165**	**.03884**	**-.00000**
Stddev	.00014	.00085	.00428	.00075	.00019	.00003	.00042	.00287	.00012
%RSD	112.75	13.326	360.02	20.093	48.216	306.69	25.538	7.3920	7820.7
#1	.00023	.00581	-.00422	.00424	.00026	-.00001	.00135	.03681	.00009
#2	.00003	.00702	.00184	.00318	.00052	.00003	.00194	.04087	-.00009
Check ?	Chk Pass	Chk Pass	Chk Pass	Chk Pass	Chk Pass	Chk Pass	Chk Pass	Chk Pass	Chk Pass
High Limit									
Low Limit									

Elem	Co2286	Cr2055	Cu3247	Fe2599	K_7664	Li6707	Mg2790	Mn2576	Mo2020
Line	228.616 {447}	205.560 {464}	324.754 {104}	259.940 {130}	766.490 { 44}	670.784 { 50}	279.079 {121}2	257.610 {131}	202.030 {467}
Units	ppm	ppm	ppm	ppm	ppm	ppm	ppm	ppm	ppm
Avg	**-.00032**	**.00008**	**-.00150**	**.02220**	**.02460**	**.00023**	**.00834**	**.00024**	**-.00042**
Stddev	.00013	.00010	.00034	.00148	.03933	.00067	.00265	.00011	.00013
%RSD	41.575	126.70	22.396	6.6537	159.88	287.93	31.802	46.252	30.420
#1	-.00042	.00014	-.00174	.02325	-.00321	-.00024	.00646	.00016	-.00051
#2	-.00023	.00001	-.00126	.02116	.05241	.00071	.01021	.00032	-.00033
Check ?	Chk Pass	Chk Pass	Chk Pass	Chk Pass	Chk Pass	Chk Pass	Chk Pass	Chk Pass	Chk Pass
High Limit									
Low Limit									

Elem	Na5895	Ni2316	P_1782	Pb2203	S_1820	Sb2068	Se1960	Si2881	Sn1899
Line	589.592 { 57}	231.604 {446}	178.284 {489}	220.353 {453}	182.034 {485}	206.833 {463}	196.090 {472}	288.158 {117}	189.989 {477}
Units	ppm	ppm	ppm	ppm	ppm	ppm	ppm	ppm	ppm
Avg	**.02917**	**-.00056**	**.00175**	F **.00322**	**.01392**	**.00166**	**.00406**	**.01694**	**-.00063**
Stddev	.00175	.00001	.00126	.00176	.00202	.00083	.00068	.01576	.00061
%RSD	6.0092	2.0300	72.286	54.700	14.495	50.104	16.802	93.024	96.884
#1	.02793	-.00055	.00085	.00447	.01249	.00107	.00358	.02808	-.00020
#2	.03040	-.00057	.00264	.00198	.01534	.00225	.00454	.00580	-.00106
Check ?	Chk Pass	Chk Pass	Chk Pass	Chk Fail	Chk Pass	Chk Pass	Chk Pass	Chk Pass	Chk Pass
High Limit				.00300					
Low Limit				-.00300					

Elem	Sr4077	Th2837	Ti3349	Tl1908	U_3701	V_2924	Zn2062	Zr3391
Line	407.771 { 83}	283.730 {119}	334.904 {101}	190.856 {477}	370.152 { 91}	292.402 {115}	206.200 {163}	339.198 { 99}
Units	ppm	ppm	ppm	ppm	ppm	ppm	ppm	ppm
Avg	**.00026**	**.00126**	**.00018**	**.00055**	**.00782**	**-.00015**	**.00216**	**.00094**
Stddev	.00001	.00117	.00031	.00079	.00413	.00054	.00067	.00105
%RSD	3.3200	92.812	168.15	144.46	52.838	350.00	30.814	111.37
#1	.00025	.00043	-.00003	.00111	.01075	.00023	.00169	.00168
#2	.00026	.00209	.00040	-.00001	.00490	-.00054	.00263	.00020
Check ?	Chk Pass	Chk Pass	Chk Pass	Chk Pass	Chk Pass	Chk Pass	Chk Pass	Chk Pass
High Limit								
Low Limit								

Int. Std.	Y_2243	Y_3600	Y_3774
Line	224.306 {450}	360.073 { 94}	377.433 { 89}
Units	Cts/S	Cts/S	Cts/S
Avg	**1538.8**	**32970.**	**6003.3**
Stddev	4.2	62.	18.2
%RSD	.27508	.18828	.30382
#1	1541.8	33014.	6016.2
#2	1535.8	32927.	5990.4

Sample Name: LCS 280-325550/2-A Acquired: 5/24/2016 0:02:12 Type: Unk
Method: 6500_026(v10) Mode: CONC Corr. Factor: 1.000000
User: kellyca Custom ID1: Custom ID2: Custom ID3:
Comment: 325550 200.7

Elem	Ag3280	Al1670	As1890	B_2089	Ba4554	Be3130	Bi2230	Ca3179	Cd2288
Line	328.068 {103}	167.079 {502}	189.042 {478}	208.959 {461}	455.403 { 74}	313.042 {108}	223.061 {451}	317.933 {106}	228.802 {447}
Units	ppm	ppm	ppm	ppm	ppm	ppm	ppm	ppm	ppm
Avg	**.04962**	**1.9520**	**1.0497**	**1.0808**	**2.0273**	**.05000**	F **2.2789**	**48.941**	**.10525**
Stddev	.00012	.0010	.0075	.0007	.0104	.00035	.0013	.327	.00025
%RSD	.23281	.05152	.70968	.06188	.51069	.69124	.05875	.66908	.23520
#1	.04970	1.9528	1.0550	1.0813	2.0200	.04976	2.2798	48.710	.10542
#2	.04954	1.9513	1.0444	1.0803	2.0347	.05024	2.2779	49.173	.10507
Check ?	Chk Pass	Chk Pass	Chk Pass	Chk Pass	Chk Pass	Chk Pass	Chk Fail	Chk Pass	Chk Pass
High Limit							2.2000		
Low Limit							1.8000		

Elem	Co2286	Cr2055	Cu3247	Fe2599	K_7664	Li6707	Mg2790	Mn2576	Mo2020
Line	228.616 {447}	205.560 {464}	324.754 {104}	259.940 {130}	766.490 { 44}	670.784 { 50}	279.079 {121}2	257.610 {131}	202.030 {467}
Units	ppm	ppm	ppm	ppm	ppm	ppm	ppm	ppm	ppm
Avg	**.51511**	F **.20602**	**.25631**	**.98206**	**52.075**	**1.0737**	**48.734**	**.48537**	**1.0735**
Stddev	.00016	.00115	.00052	.00335	.299	.0070	.020	.00094	.0010
%RSD	.03183	.55653	.20428	.34110	.57500	.65658	.04181	.19306	.08952
#1	.51499	.20521	.25594	.97970	51.863	1.0687	48.748	.48603	1.0742
#2	.51523	.20683	.25668	.98443	52.287	1.0787	48.719	.48471	1.0728
Check ?	Chk Pass	Chk Fail	Chk Pass	Chk Pass	Chk Pass	Chk Pass	Chk Pass	Chk Pass	Chk Pass
High Limit		.05750							
Low Limit		.04300							

Elem	Na8183	Ni2316	P_1782	Pb2203	S_1820	Sb2068	Se1960	Si2881	Sn1899
Line	818.326 { 41}	231.604 {446}	178.284 {489}	220.353 {453}	182.034 {485}	206.833 {463}	196.090 {472}	288.158 {117}	189.989 {477}
Units	ppm	ppm	ppm	ppm	ppm	ppm	ppm	ppm	ppm
Avg	**52.922**	**.50388**	**10.423**	**.51966**	**2.0885**	**.52973**	**2.0588**	**9.8177**	**1.9855**
Stddev	.216	.00160	.000	.00138	.0045	.00028	.0079	.0485	.0001
%RSD	.40880	.31824	.00206	.26613	.21338	.05371	.38326	.49403	.00266
#1	52.769	.50274	10.423	.51868	2.0853	.52993	2.0644	9.7834	1.9855
#2	53.075	.50501	10.423	.52064	2.0916	.52952	2.0533	9.8520	1.9854
Check ?	Chk Pass	Chk Pass	Chk Pass	Chk Pass	Chk Pass	Chk Pass	Chk Pass	Chk Pass	Chk Pass
High Limit									
Low Limit									

Elem	Sr4077	Th2837	Ti3349	Tl1908	U_3701	V_2924	Zn2062	Zr3391
Line	407.771 { 83}	283.730 {119}	334.904 {101}	190.856 {477}	370.152 { 91}	292.402 {115}	206.200 {163}	339.198 { 99}
Units	ppm	ppm	ppm	ppm	ppm	ppm	ppm	ppm
Avg	**.95890**	**1.0209**	**.95020**	**2.0086**	**2.1767**	**.47464**	**.46742**	**.49153**
Stddev	.00575	.0017	.00124	.0032	.0022	.00211	.00251	.00175
%RSD	.60009	.16962	.13053	.15701	.10348	.44410	.53697	.35621
#1	.95483	1.0221	.95108	2.0064	2.1783	.47613	.46564	.49029
#2	.96297	1.0196	.94932	2.0108	2.1751	.47315	.46919	.49277
Check ?	Chk Pass	Chk Pass	Chk Pass	Chk Pass	Chk Pass	Chk Pass	Chk Pass	Chk Pass
High Limit								
Low Limit								

Int. Std.	Y_2243	Y_3600	Y_3774
Line	224.306 {450}	360.073 { 94}	377.433 { 89}
Units	Cts/S	Cts/S	Cts/S
Avg	**1478.3**	**31230.**	**6015.6**
Stddev	.6	3.	14.3
%RSD	.04119	.01007	.23762
#1	1477.9	31227.	6025.7
#2	1478.8	31232.	6005.5

Sample Name: 280-83157-E-1-A Acquired: 5/24/2016 0:04:46 Type: Unk
Method: 6500_026(v10) Mode: CONC Corr. Factor: 1.000000
User: kellyca Custom ID1: Custom ID2: Custom ID3:
Comment: 325550 200.7

Elem	Ag3280	Al3092	As1890	B_2089	Ba4554	Be3130	Bi2230	Ca3179	Cd2288
Line	328.068 {103}	309.271 {109}	189.042 {478}	208.959 {461}	455.403 { 74}	313.042 {108}	223.061 {451}	317.933 {106}	228.802 {447}
Units	ppm	ppm	ppm	ppm	ppm	ppm	ppm	ppm	ppm
Avg	**.00054**	W **3.5873**	**-.00176**	**.01671**	**.10765**	**.00027**	**-.00032**	**31.261**	**.00025**
Stddev	.00035	.0319	.00281	.00023	.00090	.00004	.00056	.105	.00010
%RSD	65.697	.89025	159.51	1.3927	.83727	15.598	178.07	.33665	39.794
#1	.00079	3.5647	-.00375	.01688	.10701	.00030	-.00071	31.186	.00032
#2	.00029	3.6099	.00023	.01655	.10828	.00024	.00008	31.335	.00018
Check ?	Chk Pass	Chk Warn	Chk Pass	Chk Pass	Chk Pass	Chk Pass	Chk Pass	Chk Pass	Chk Pass
High Limit		500.00							
Low Limit		4.0000							

Elem	Co2286	Cr2055	Cu3247	Fe2599	K_7664	Li6707	Mg2790	Mn2576	Mo2020
Line	228.616 {447}	205.560 {464}	324.754 {104}	259.940 {130}	766.490 { 44}	670.784 { 50}	279.079 {121}2	257.610 {131}	202.030 {467}
Units	ppm	ppm	ppm	ppm	ppm	ppm	ppm	ppm	ppm
Avg	**.00154**	**.00372**	**.00375**	**3.5800**	**1.8401**	**.00718**	**6.0156**	**.10554**	**.00124**
Stddev	.00025	.00004	.00018	.0015	.0044	.00057	.0253	.00008	.00024
%RSD	15.996	1.0662	4.6793	.04237	.23916	7.8852	.42099	.07469	19.108
#1	.00171	.00369	.00363	3.5789	1.8432	.00678	6.0336	.10549	.00107
#2	.00136	.00375	.00388	3.5811	1.8370	.00758	5.9977	.10560	.00141
Check ?	Chk Pass	Chk Pass	Chk Pass	Chk Pass	Chk Pass	Chk Pass	Chk Pass	Chk Pass	Chk Pass
High Limit									
Low Limit									

Elem	Na5895	Ni2316	P_1782	Pb2203	S_1820	Sb2068	Se1960	Si2881	Sn1899
Line	589.592 { 57}	231.604 {446}	178.284 {489}	220.353 {453}	182.034 {485}	206.833 {463}	196.090 {472}	288.158 {117}	189.989 {477}
Units	ppm	ppm	ppm	ppm	ppm	ppm	ppm	ppm	ppm
Avg	**6.8971**	**.00413**	**.11240**	**.00160**	**7.3673**	**.00180**	**.01060**	**12.318**	**.00065**
Stddev	.0336	.00061	.00447	.00047	.0251	.00038	.00406	.007	.00170
%RSD	.48755	14.794	3.9810	29.585	.34141	21.074	38.288	.05734	261.59
#1	6.8733	.00456	.10923	.00127	7.3851	.00153	.01347	12.323	-.00055
#2	6.9209	.00369	.11556	.00194	7.3495	.00206	.00773	12.313	.00186
Check ?	Chk Pass	Chk Pass	Chk Pass	Chk Pass	Chk Pass	Chk Pass	Chk Pass	Chk Pass	Chk Pass
High Limit									
Low Limit									

Elem	Sr4077	Th2837	Ti3349	Tl1908	U_3701	V_2924	Zn2062	Zr3391
Line	407.771 { 83}	283.730 {119}	334.904 {101}	190.856 {477}	370.152 { 91}	292.402 {115}	206.200 {163}	339.198 { 99}
Units	ppm	ppm	ppm	ppm	ppm	ppm	ppm	ppm
Avg	**.19905**	**.00420**	**.07228**	**.00018**	**.00353**	**.00771**	**.01402**	**.00147**
Stddev	.00019	.00229	.00034	.00017	.03406	.00052	.00060	.00005
%RSD	.09659	54.508	.46379	94.791	964.56	6.7189	4.2833	3.6065
#1	.19919	.00582	.07205	.00030	-.02055	.00808	.01359	.00144
#2	.19891	.00258	.07252	.00006	.02761	.00735	.01444	.00151
Check ?	Chk Pass	Chk Pass	Chk Pass	Chk Pass	Chk Pass	Chk Pass	Chk Pass	Chk Pass
High Limit								
Low Limit								

Int. Std.	Y_2243	Y_3600	Y_3774
Line	224.306 {450}	360.073 { 94}	377.433 { 89}
Units	Cts/S	Cts/S	Cts/S
Avg	**1537.9**	**32771.**	**6175.8**
Stddev	3.8	42.	9.1
%RSD	.24639	.12899	.14752
#1	1540.6	32741.	6182.3
#2	1535.2	32801.	6169.4

Sample Name: 280-83157-E-1-Asd@5 Acquired: 5/24/2016 0:07:27 Type: Unk
Method: 6500_026(v10) Mode: CONC Corr. Factor: 1.000000
User: kellyca Custom ID1: Custom ID2: Custom ID3:
Comment: 325550 200.7

Elem	Ag3280	Al1670	As1890	B_2089	Ba4554	Be3130	Bi2230	Ca3179	Cd2288
Line	328.068 {103}	167.079 {502}	189.042 {478}	208.959 {461}	455.403 { 74}	313.042 {108}	223.061 {451}	317.933 {106}	228.802 {447}
Units	ppm	ppm	ppm	ppm	ppm	ppm	ppm	ppm	ppm
Avg	**-.00004**	**1.0705**	**.00178**	**.00457**	**.02271**	**.00006**	**.00009**	**6.4501**	**-.00003**
Stddev	.00047	.0036	.00410	.00057	.00019	.00002	.00252	.0146	.00015
%RSD	1062.1	.33788	229.99	12.466	.83976	26.217	2855.9	.22666	554.24
#1	-.00038	1.0731	-.00112	.00497	.02258	.00007	-.00169	6.4604	-.00013
#2	.00029	1.0680	.00469	.00417	.02285	.00005	.00187	6.4397	.00008
Check ?	Chk Pass	Chk Pass	Chk Pass	Chk Pass	Chk Pass	Chk Pass	Chk Pass	Chk Pass	Chk Pass
High Limit									
Low Limit									

Elem	Co2286	Cr2055	Cu3247	Fe2599	K_7664	Li6707	Mg2790	Mn2576	Mo2020
Line	228.616 {447}	205.560 {464}	324.754 {104}	259.940 {130}	766.490 { 44}	670.784 { 50}	279.079 {121}2	257.610 {131}	202.030 {467}
Units	ppm	ppm	ppm	ppm	ppm	ppm	ppm	ppm	ppm
Avg	**.00028**	**.00104**	**-.00031**	**.85593**	**.45918**	**.00078**	**1.2524**	**.02226**	**-.00008**
Stddev	.00022	.00008	.00028	.00488	.01408	.00075	.0036	.00012	.00029
%RSD	78.105	7.7451	89.574	.57010	3.0662	96.173	.28892	.55366	340.49
#1	.00044	.00110	-.00050	.85248	.44923	.00131	1.2549	.02217	.00012
#2	.00013	.00099	-.00011	.85938	.46914	.00025	1.2498	.02235	-.00029
Check ?	Chk Pass	Chk Pass	Chk Pass	Chk Pass	Chk Pass	Chk Pass	Chk Pass	Chk Pass	Chk Pass
High Limit									
Low Limit									

Elem	Na5895	Ni2316	P_1782	Pb2203	S_1820	Sb2068	Se1960	Si2881	Sn1899
Line	589.592 { 57}	231.604 {446}	178.284 {489}	220.353 {453}	182.034 {485}	206.833 {463}	196.090 {472}	288.158 {117}	189.989 {477}
Units	ppm	ppm	ppm	ppm	ppm	ppm	ppm	ppm	ppm
Avg	**1.3922**	**.00086**	**.02481**	**.00274**	**1.4724**	**-.00013**	**.00893**	**3.1806**	**-.00149**
Stddev	.0008	.00003	.00126	.00077	.0004	.00374	.00284	.0268	.00012
%RSD	.05702	3.7724	5.0769	28.096	.02800	2884.8	31.754	.84319	8.2194
#1	1.3916	.00088	.02392	.00220	1.4721	.00251	.00692	3.1995	-.00157
#2	1.3928	.00084	.02570	.00329	1.4726	-.00277	.01093	3.1616	-.00140
Check ?	Chk Pass	Chk Pass	Chk Pass	Chk Pass	Chk Pass	Chk Pass	Chk Pass	Chk Pass	Chk Pass
High Limit									
Low Limit									

Elem	Sr4077	Th2837	Ti3349	Tl1908	U_3701	V_2924	Zn2062	Zr3391
Line	407.771 { 83}	283.730 {119}	334.904 {101}	190.856 {477}	370.152 { 91}	292.402 {115}	206.200 {163}	339.198 { 99}
Units	ppm	ppm	ppm	ppm	ppm	ppm	ppm	ppm
Avg	**.04069**	**.00094**	**.02968**	**.00277**	**.00104**	**.00208**	**.00397**	**.00302**
Stddev	.00004	.00221	.00092	.00048	.00467	.00014	.00002	.00022
%RSD	.10934	234.55	3.1064	17.400	448.65	6.9663	.56840	7.2714
#1	.04065	.00251	.02903	.00311	.00434	.00198	.00395	.00286
#2	.04072	-.00062	.03033	.00243	-.00226	.00218	.00398	.00317
Check ?	Chk Pass	Chk Pass	Chk Pass	Chk Pass	Chk Pass	Chk Pass	Chk Pass	Chk Pass
High Limit								
Low Limit								

Int. Std.	Y_2243	Y_3600	Y_3774
Line	224.306 {450}	360.073 { 94}	377.433 { 89}
Units	Cts/S	Cts/S	Cts/S
Avg	**1558.7**	**33217.**	**6076.8**
Stddev	1.5	40.	6.9
%RSD	.09860	.12024	.11296
#1	1559.7	33246.	6072.0
#2	1557.6	33189.	6081.7

Sample Name: 280-83157-E-1-B MS Acquired: 5/24/2016 0:10:13 Type: Unk
Method: 6500_026(v10) Mode: CONC Corr. Factor: 1.000000
User: kellyca Custom ID1: Custom ID2: Custom ID3:
Comment: 325550 200.7

Elem	Ag3280	Al3092	As1890	B_2089	Ba4554	Be3130	Bi2230	Ca3179	Cd2288
Line	328.068 {103}	309.271 {109}	189.042 {478}	208.959 {461}	455.403 { 74}	313.042 {108}	223.061 {451}	317.933 {106}	228.802 {447}
Units	ppm	ppm	ppm	ppm	ppm	ppm	ppm	ppm	ppm
Avg	**.05046**	**8.6340**	**1.0719**	**1.1084**	**2.1566**	**.05118**	**2.3146**	**80.596**	**.10723**
Stddev	.00051	.0054	.0042	.0064	.0036	.00009	.0091	.033	.00045
%RSD	1.0096	.06282	.39389	.57928	.16558	.17200	.39258	.04153	.41561
#1	.05010	8.6379	1.0749	1.1129	2.1541	.05124	2.3210	80.573	.10754
#2	.05082	8.6302	1.0689	1.1039	2.1591	.05111	2.3082	80.620	.10691
Check ?	Chk Pass	Chk Pass	Chk Pass	Chk Pass	Chk Pass	Chk Pass	Chk Pass	Chk Pass	Chk Pass
High Limit									
Low Limit									

Elem	Co2286	Cr2055	Cu3247	Fe2599	K_7664	Li6707	Mg2790	Mn2576	Mo2020
Line	228.616 {447}	205.560 {464}	324.754 {104}	259.940 {130}	766.490 { 44}	670.784 { 50}	279.079 {121}2	257.610 {131}	202.030 {467}
Units	ppm	ppm	ppm	ppm	ppm	ppm	ppm	ppm	ppm
Avg	**.52061**	W **.21367**	**.26756**	**4.8178**	**55.169**	**1.1014**	**55.559**	**.59428**	**1.0878**
Stddev	.00194	.00044	.00069	.0068	.070	.0002	.070	.00220	.0006
%RSD	.37305	.20740	.25745	.14074	.12653	.02216	.12646	.37026	.05813
#1	.52199	.21336	.26707	4.8130	55.120	1.1012	55.509	.59272	1.0882
#2	.51924	.21399	.26805	4.8226	55.218	1.1016	55.609	.59583	1.0873
Check ?	Chk Pass	Chk Warn	Chk Pass	Chk Pass	Chk Pass	Chk Pass	Chk Pass	Chk Pass	Chk Pass
High Limit		.10000							
Low Limit		-.01000							

Elem	Na8183	Ni2316	P_1782	Pb2203	S_1820	Sb2068	Se1960	Si2881	Sn1899
Line	818.326 { 41}	231.604 {446}	178.284 {489}	220.353 {453}	182.034 {485}	206.833 {463}	196.090 {472}	288.158 {117}	189.989 {477}
Units	ppm	ppm	ppm	ppm	ppm	ppm	ppm	ppm	ppm
Avg	**60.653**	**.50863**	**10.710**	**.52165**	**9.6542**	**.53586**	**2.0964**	**26.835**	**2.0006**
Stddev	.210	.00067	.053	.00386	.0084	.00280	.0041	.006	.0009
%RSD	.34688	.13104	.49195	.74058	.08748	.52237	.19693	.02079	.04457
#1	60.505	.50910	10.747	.52439	9.6602	.53784	2.0993	26.839	2.0012
#2	60.802	.50816	10.673	.51892	9.6482	.53388	2.0935	26.831	1.9999
Check ?	Chk Pass	Chk Pass	Chk Pass	Chk Pass	Chk Pass	Chk Pass	Chk Pass	Chk Pass	Chk Pass
High Limit									
Low Limit									

Elem	Sr4077	Th2837	Ti3349	Tl1908	U_3701	V_2924	Zn2062	Zr3391
Line	407.771 { 83}	283.730 {119}	334.904 {101}	190.856 {477}	370.152 { 91}	292.402 {115}	206.200 {163}	339.198 { 99}
Units	ppm	ppm	ppm	ppm	ppm	ppm	ppm	ppm
Avg	**1.1639**	**1.0425**	**1.0451**	**2.0004**	**2.2175**	**.49079**	**.48520**	**.49733**
Stddev	.0003	.0019	.0004	.0002	.0016	.00085	.00353	.00093
%RSD	.02612	.18368	.04256	.00912	.07071	.17246	.72786	.18626
#1	1.1641	1.0411	1.0454	2.0005	2.2186	.49019	.48770	.49667
#2	1.1637	1.0438	1.0448	2.0003	2.2164	.49139	.48271	.49798
Check ?	Chk Pass	Chk Pass	Chk Pass	Chk Pass	Chk Pass	Chk Pass	Chk Pass	Chk Pass
High Limit								
Low Limit								

Int. Std.	Y_2243	Y_3600	Y_3774
Line	224.306 {450}	360.073 { 94}	377.433 { 89}
Units	Cts/S	Cts/S	Cts/S
Avg	**1468.1**	**30885.**	**5998.8**
Stddev	3.6	71.	11.8
%RSD	.24830	.23119	.19640
#1	1465.5	30935.	5990.5
#2	1470.7	30834.	6007.1

Sample Name: 280-83157-E-1-C MSD Acquired: 5/24/2016 0:12:45 Type: Unk
Method: 6500_026(v10) Mode: CONC Corr. Factor: 1.000000
User: kellyca Custom ID1: Custom ID2: Custom ID3:
Comment: 325550 200.7

Elem	Ag3280	Al3092	As1890	B_2089	Ba4554	Be3130	Bi2230	Ca3179	Cd2288
Line	328.068 {103}	309.271 {109}	189.042 {478}	208.959 {461}	455.403 { 74}	313.042 {108}	223.061 {451}	317.933 {106}	228.802 {447}
Units	ppm	ppm	ppm	ppm	ppm	ppm	ppm	ppm	ppm
Avg	**.05007**	**8.4429**	**1.0592**	**1.1016**	**2.1462**	**.05086**	**2.2886**	**80.424**	**.10638**
Stddev	.00076	.0156	.0052	.0002	.0003	.00020	.0180	.102	.00038
%RSD	1.5179	.18485	.48707	.01835	.01601	.39502	.78524	.12714	.36131
#1	.04953	8.4540	1.0555	1.1014	2.1465	.05100	2.3013	80.496	.10611
#2	.05061	8.4319	1.0628	1.1017	2.1460	.05072	2.2759	80.352	.10665
Check ?	Chk Pass	Chk Pass	Chk Pass	Chk Pass	Chk Pass	Chk Pass	Chk Pass	Chk Pass	Chk Pass
High Limit									
Low Limit									

Elem	Co2286	Cr2055	Cu3247	Fe2599	K_7664	Li6707	Mg2790	Mn2576	Mo2020
Line	228.616 {447}	205.560 {464}	324.754 {104}	259.940 {130}	766.490 { 44}	670.784 { 50}	279.079 {121}2	257.610 {131}	202.030 {467}
Units	ppm	ppm	ppm	ppm	ppm	ppm	ppm	ppm	ppm
Avg	**.51495**	W **.21051**	**.26396**	**4.7306**	**54.991**	**1.0977**	**54.991**	**.59005**	**1.0788**
Stddev	.00082	.00030	.00013	.0114	.079	.0008	.087	.00076	.0004
%RSD	.16006	.14428	.04863	.24127	.14422	.07377	.15762	.12807	.03201
#1	.51437	.21073	.26387	4.7387	55.048	1.0982	55.053	.59058	1.0790
#2	.51554	.21030	.26405	4.7225	54.935	1.0971	54.930	.58952	1.0785
Check ?	Chk Pass	Chk Warn	Chk Pass	Chk Pass	Chk Pass	Chk Pass	Chk Pass	Chk Pass	Chk Pass
High Limit		.10000							
Low Limit		-.01000							

Elem	Na8183	Ni2316	P_1782	Pb2203	S_1820	Sb2068	Se1960	Si2881	Sn1899
Line	818.326 { 41}	231.604 {446}	178.284 {489}	220.353 {453}	182.034 {485}	206.833 {463}	196.090 {472}	288.158 {117}	189.989 {477}
Units	ppm	ppm	ppm	ppm	ppm	ppm	ppm	ppm	ppm
Avg	**60.343**	**.50275**	**10.589**	**.51847**	**9.7391**	**.52983**	**2.0822**	**27.143**	**1.9807**
Stddev	.111	.00053	.007	.00029	.0166	.00279	.0017	.013	.0043
%RSD	.18319	.10599	.06974	.05535	.17018	.52616	.08013	.04671	.21620
#1	60.265	.50313	10.594	.51827	9.7508	.53180	2.0811	27.152	1.9838
#2	60.421	.50238	10.584	.51867	9.7273	.52785	2.0834	27.134	1.9777
Check ?	Chk Pass	Chk Pass	Chk Pass	Chk Pass	Chk Pass	Chk Pass	Chk Pass	Chk Pass	Chk Pass
High Limit									
Low Limit									

Elem	Sr4077	Th2837	Ti3349	Tl1908	U_3701	V_2924	Zn2062	Zr3391
Line	407.771 { 83}	283.730 {119}	334.904 {101}	190.856 {477}	370.152 { 91}	292.402 {115}	206.200 {163}	339.198 { 99}
Units	ppm	ppm	ppm	ppm	ppm	ppm	ppm	ppm
Avg	**1.1596**	**1.0281**	**1.0298**	**1.9842**	**2.1977**	**.48402**	**.47659**	**.49557**
Stddev	.0015	.0047	.0003	.0053	.0026	.00042	.00393	.00247
%RSD	.12923	.45487	.02676	.26966	.11972	.08628	.82469	.49772
#1	1.1607	1.0314	1.0300	1.9880	2.1995	.48431	.47937	.49382
#2	1.1586	1.0248	1.0296	1.9804	2.1958	.48372	.47381	.49731
Check ?	Chk Pass	Chk Pass	Chk Pass	Chk Pass	Chk Pass	Chk Pass	Chk Pass	Chk Pass
High Limit								
Low Limit								

Int. Std.	Y_2243	Y_3600	Y_3774
Line	224.306 {450}	360.073 { 94}	377.433 { 89}
Units	Cts/S	Cts/S	Cts/S
Avg	**1468.2**	**30994.**	**5996.9**
Stddev	1.9	26.	14.5
%RSD	.12680	.08290	.24223
#1	1466.9	30976.	5986.6
#2	1469.5	31012.	6007.2

Sample Name: 280-83157-E-2-A Acquired: 5/24/2016 0:15:18 Type: Unk
Method: 6500_026(v10) Mode: CONC Corr. Factor: 1.000000
User: kellyca Custom ID1: Custom ID2: Custom ID3:
Comment: 325550 200.7

Elem	Ag3280	Al3092	As1890	B_2089	Ba4554	Be3130	Bi2230	Ca3179	Cd2288
Line	328.068 {103}	309.271 {109}	189.042 {478}	208.959 {461}	455.403 { 74}	313.042 {108}	223.061 {451}	317.933 {106}	228.802 {447}
Units	ppm	ppm	ppm	ppm	ppm	ppm	ppm	ppm	ppm
Avg	**.00013**	W **3.4552**	**-.00138**	**.01591**	**.10573**	**.00029**	**-.00040**	**30.925**	**.00020**
Stddev	.00015	.0234	.00200	.00007	.00046	.00006	.00131	.169	.00017
%RSD	115.11	.67818	144.80	.41846	.43403	19.764	329.92	.54704	84.655
#1	.00002	3.4386	.00003	.01587	.10540	.00025	.00053	30.806	.00008
#2	.00024	3.4717	-.00280	.01596	.10605	.00033	-.00132	31.045	.00032
Check ?	Chk Pass	Chk Warn	Chk Pass	Chk Pass	Chk Pass	Chk Pass	Chk Pass	Chk Pass	Chk Pass
High Limit		500.00							
Low Limit		4.0000							

Elem	Co2286	Cr2055	Cu3247	Fe2599	K_7664	Li6707	Mg2790	Mn2576	Mo2020
Line	228.616 {447}	205.560 {464}	324.754 {104}	259.940 {130}	766.490 { 44}	670.784 { 50}	279.079 {121}2	257.610 {131}	202.030 {467}
Units	ppm	ppm	ppm	ppm	ppm	ppm	ppm	ppm	ppm
Avg	**.00133**	**.00349**	**.00308**	**3.6780**	**1.7923**	**.00758**	**5.8871**	**.10620**	**.00110**
Stddev	.00009	.00004	.00014	.0120	.0169	.00127	.0019	.00008	.00023
%RSD	7.1108	1.0397	4.6099	.32746	.94409	16.806	.03301	.07783	20.990
#1	.00140	.00352	.00318	3.6695	1.7803	.00848	5.8885	.10626	.00093
#2	.00127	.00347	.00298	3.6865	1.8042	.00668	5.8857	.10614	.00126
Check ?	Chk Pass	Chk Pass	Chk Pass	Chk Pass	Chk Pass	Chk Pass	Chk Pass	Chk Pass	Chk Pass
High Limit									
Low Limit									

Elem	Na5895	Ni2316	P_1782	Pb2203	S_1820	Sb2068	Se1960	Si2881	Sn1899
Line	589.592 { 57}	231.604 {446}	178.284 {489}	220.353 {453}	182.034 {485}	206.833 {463}	196.090 {472}	288.158 {117}	189.989 {477}
Units	ppm	ppm	ppm	ppm	ppm	ppm	ppm	ppm	ppm
Avg	**6.7333**	**.00314**	**.11128**	**.00404**	**7.2354**	**.00184**	**.01443**	**11.808**	**.00052**
Stddev	.0149	.00009	.00071	.00076	.0020	.00116	.00406	.073	.00101
%RSD	.22139	2.9882	.63777	18.797	.02757	62.934	28.155	.61980	192.95
#1	6.7228	.00307	.11178	.00350	7.2369	.00102	.01730	11.756	.00124
#2	6.7439	.00321	.11078	.00458	7.2340	.00267	.01156	11.859	-.00019
Check ?	Chk Pass	Chk Pass	Chk Pass	Chk Pass	Chk Pass	Chk Pass	Chk Pass	Chk Pass	Chk Pass
High Limit									
Low Limit									

Elem	Sr4077	Th2837	Ti3349	Tl1908	U_3701	V_2924	Zn2062	Zr3391
Line	407.771 { 83}	283.730 {119}	334.904 {101}	190.856 {477}	370.152 { 91}	292.402 {115}	206.200 {163}	339.198 { 99}
Units	ppm	ppm	ppm	ppm	ppm	ppm	ppm	ppm
Avg	**.19582**	**.00131**	**.06510**	**.00201**	**.03200**	**.00712**	**.00952**	**.00198**
Stddev	.00070	.00020	.00044	.00013	.00326	.00057	.00014	.00130
%RSD	.35541	15.358	.68051	6.3713	10.194	7.9463	1.4883	65.788
#1	.19533	.00145	.06541	.00210	.02970	.00672	.00942	.00106
#2	.19632	.00117	.06479	.00192	.03431	.00752	.00962	.00291
Check ?	Chk Pass	Chk Pass	Chk Pass	Chk Pass	Chk Pass	Chk Pass	Chk Pass	Chk Pass
High Limit								
Low Limit								

Int. Std.	Y_2243	Y_3600	Y_3774
Line	224.306 {450}	360.073 { 94}	377.433 { 89}
Units	Cts/S	Cts/S	Cts/S
Avg	**1526.0**	**32659.**	**6083.4**
Stddev	4.3	6.	24.1
%RSD	.28267	.01951	.39555
#1	1529.1	32654.	6100.4
#2	1523.0	32663.	6066.4

Sample Name: 280-83158-D-1-A Acquired: 5/24/2016 0:18:00 Type: Unk
Method: 6500_026(v10) Mode: CONC Corr. Factor: 1.000000
User: kellyca Custom ID1: Custom ID2: Custom ID3:
Comment: 325550 200.7

Elem	Ag3280	Al1670	As1890	B_2089	Ba4554	Be3130	Bi2230	Ca3179	Cd2288
Line	328.068 {103}	167.079 {502}	189.042 {478}	208.959 {461}	455.403 { 74}	313.042 {108}	223.061 {451}	317.933 {106}	228.802 {447}
Units	ppm	ppm	ppm	ppm	ppm	ppm	ppm	ppm	ppm
Avg	**.00034**	**.43551**	**-.00057**	**.03447**	**.02752**	**.00001**	**.00103**	**172.08**	**.00021**
Stddev	.00012	.01913	.00071	.00024	.00010	.00000	.00513	.17	.00018
%RSD	34.175	4.3924	125.68	.68554	.35191	19.210	497.95	.10033	81.626
#1	.00026	.44903	-.00107	.03463	.02759	.00001	.00466	171.96	.00009
#2	.00042	.42198	-.00006	.03430	.02745	.00001	-.00260	172.21	.00034
Check ?	Chk Pass	Chk Pass	Chk Pass	Chk Pass	Chk Pass	Chk Pass	Chk Pass	Chk Pass	Chk Pass
High Limit									
Low Limit									

Elem	Co2286	Cr2055	Cu3247	Fe2599	K_7664	Li6707	Mg2790	Mn2576	Mo2020
Line	228.616 {447}	205.560 {464}	324.754 {104}	259.940 {130}	766.490 { 44}	670.784 { 50}	279.079 {121}2	257.610 {131}	202.030 {467}
Units	ppm	ppm	ppm	ppm	ppm	ppm	ppm	ppm	ppm
Avg	**.00268**	**.00075**	**.00085**	**.36758**	**5.4167**	**.06892**	**117.69**	**.00508**	**.00043**
Stddev	.00044	.00014	.00008	.00214	.0032	.00027	.03	.00006	.00019
%RSD	16.228	18.719	9.2104	.58115	.05905	.39471	.02336	1.1653	43.824
#1	.00299	.00085	.00080	.36909	5.4145	.06911	117.71	.00504	.00030
#2	.00238	.00065	.00091	.36607	5.4190	.06873	117.68	.00512	.00057
Check ?	Chk Pass	Chk Pass	Chk Pass	Chk Pass	Chk Pass	Chk Pass	Chk Pass	Chk Pass	Chk Pass
High Limit									
Low Limit									

Elem	Na8183	Ni2316	P_1782	Pb2203	S_1820	Sb2068	Se1960	Si2881	Sn1899
Line	818.326 { 41}	231.604 {446}	178.284 {489}	220.353 {453}	182.034 {485}	206.833 {463}	196.090 {472}	288.158 {117}	189.989 {477}
Units	ppm	ppm	ppm	ppm	ppm	ppm	ppm	ppm	ppm
Avg	**346.13**	**.00153**	**.03473**	**.00008**	F **404.69**	**-.00018**	**.00901**	**5.5945**	**-.00107**
Stddev	1.29	.00058	.00483	.00173	11.46	.00010	.00327	.0167	.00101
%RSD	.37125	38.320	13.906	2070.2	2.8325	57.091	36.307	.29884	94.256
#1	345.22	.00194	.03814	-.00114	412.80	-.00010	.01132	5.6063	-.00179
#2	347.03	.00111	.03131	.00131	396.59	-.00025	.00670	5.5827	-.00036
Check ?	Chk Pass	Chk Pass	Chk Pass	Chk Pass	Chk Fail	Chk Pass	Chk Pass	Chk Pass	Chk Pass
High Limit					200.00				
Low Limit					-.02000				

Elem	Sr4077	Th2837	Ti3349	Tl1908	U_3701	V_2924	Zn2062	Zr3391
Line	407.771 { 83}	283.730 {119}	334.904 {101}	190.856 {477}	370.152 { 91}	292.402 {115}	206.200 {163}	339.198 { 99}
Units	ppm	ppm	ppm	ppm	ppm	ppm	ppm	ppm
Avg	**4.2395**	**-.00079**	**.00773**	**.00131**	**.02859**	**.00195**	**.00049**	**.00010**
Stddev	.0238	.00077	.00015	.00052	.01999	.00060	.00028	.00036
%RSD	.56079	97.186	1.9453	39.670	69.923	30.912	56.255	343.46
#1	4.2227	-.00025	.00783	.00168	.04273	.00153	.00069	-.00015
#2	4.2563	-.00134	.00762	.00095	.01445	.00238	.00030	.00036
Check ?	Chk Pass	Chk Pass	Chk Pass	Chk Pass	Chk Pass	Chk Pass	Chk Pass	Chk Pass
High Limit								
Low Limit								

Int. Std.	Y_2243	Y_3600	Y_3774
Line	224.306 {450}	360.073 { 94}	377.433 { 89}
Units	Cts/S	Cts/S	Cts/S
Avg	**1356.2**	**29164.**	**5814.2**
Stddev	29.0	38.	11.1
%RSD	2.1388	.13145	.19030
#1	1335.7	29191.	5822.1
#2	1376.7	29137.	5806.4

Sample Name: 280-83158-D-2-A Acquired: 5/24/2016 0:20:52 Type: Unk
Method: 6500_026(v10) Mode: CONC Corr. Factor: 1.000000
User: kellyca Custom ID1: Custom ID2: Custom ID3:
Comment: 325550 200.7

Elem	Ag3280	Al1670	As1890	B_2089	Ba4554	Be3130	Bi2230	Ca3179	Cd2288
Line	328.068 {103}	167.079 {502}	189.042 {478}	208.959 {461}	455.403 { 74}	313.042 {108}	223.061 {451}	317.933 {106}	228.802 {447}
Units	ppm	ppm	ppm	ppm	ppm	ppm	ppm	ppm	ppm
Avg	**.00050**	**.16762**	**.00011**	**.01964**	**.10484**	**-.00011**	**.00194**	**57.429**	**.00025**
Stddev	.00041	.00105	.00132	.00001	.00047	.00001	.00029	.266	.00005
%RSD	82.167	.62449	1176.2	.03902	.45261	9.9833	14.974	.46363	18.189
#1	.00079	.16836	.00104	.01964	.10518	-.00010	.00173	57.617	.00028
#2	.00021	.16688	-.00082	.01965	.10451	-.00012	.00214	57.241	.00022
Check ?	Chk Pass	Chk Pass	Chk Pass	Chk Pass	Chk Pass	Chk Pass	Chk Pass	Chk Pass	Chk Pass
High Limit									
Low Limit									

Elem	Co2286	Cr2055	Cu3247	Fe2599	K_7664	Li6707	Mg2790	Mn2576	Mo2020
Line	228.616 {447}	205.560 {464}	324.754 {104}	259.940 {130}	766.490 { 44}	670.784 { 50}	279.079 {121}2	257.610 {131}	202.030 {467}
Units	ppm	ppm	ppm	ppm	ppm	ppm	ppm	ppm	ppm
Avg	**.00001**	**.00018**	**-.00048**	**.25742**	**1.5364**	**.00614**	**13.697**	**.23180**	**.00013**
Stddev	.00025	.00027	.00020	.00149	.0036	.00101	.006	.00006	.00003
%RSD	4245.7	148.95	41.652	.57775	.23554	16.505	.04129	.02728	24.822
#1	.00019	-.00001	-.00062	.25847	1.5389	.00685	13.693	.23176	.00015
#2	-.00017	.00037	-.00034	.25636	1.5338	.00542	13.701	.23185	.00010
Check ?	Chk Pass	Chk Pass	Chk Pass	Chk Pass	Chk Pass	Chk Pass	Chk Pass	Chk Pass	Chk Pass
High Limit									
Low Limit									

Elem	Na8183	Ni2316	P_1782	Pb2203	S_1820	Sb2068	Se1960	Si2881	Sn1899
Line	818.326 { 41}	231.604 {446}	178.284 {489}	220.353 {453}	182.034 {485}	206.833 {463}	196.090 {472}	288.158 {117}	189.989 {477}
Units	ppm	ppm	ppm	ppm	ppm	ppm	ppm	ppm	ppm
Avg	**34.353**	**.00055**	**.00902**	**.00042**	**23.154**	**-.00191**	**.00891**	**6.1123**	**-.00073**
Stddev	.204	.00043	.00074	.00118	.020	.00042	.00100	.0203	.00217
%RSD	.59518	79.603	8.1750	283.23	.08510	21.959	11.253	.33209	297.67
#1	34.497	.00024	.00954	-.00042	23.168	-.00220	.00820	6.1266	-.00226
#2	34.208	.00085	.00850	.00125	23.140	-.00161	.00962	6.0979	.00081
Check ?	Chk Pass	Chk Pass	Chk Pass	Chk Pass	Chk Pass	Chk Pass	Chk Pass	Chk Pass	Chk Pass
High Limit									
Low Limit									

Elem	Sr4077	Th2837	Ti3349	Tl1908	U_3701	V_2924	Zn2062	Zr3391
Line	407.771 { 83}	283.730 {119}	334.904 {101}	190.856 {477}	370.152 { 91}	292.402 {115}	206.200 {163}	339.198 { 99}
Units	ppm	ppm	ppm	ppm	ppm	ppm	ppm	ppm
Avg	**.81788**	**.00090**	**.00259**	**.00269**	**.02024**	**.00097**	**-.00074**	**.00042**
Stddev	.00020	.00179	.00002	.00040	.01817	.00014	.00054	.00080
%RSD	.02467	198.69	.61662	14.802	89.757	14.515	72.997	192.40
#1	.81802	.00216	.00258	.00241	.00739	.00087	-.00036	-.00015
#2	.81774	-.00036	.00260	.00297	.03309	.00107	-.00113	.00099
Check ?	Chk Pass	Chk Pass	Chk Pass	Chk Pass	Chk Pass	Chk Pass	Chk Pass	Chk Pass
High Limit								
Low Limit								

Int. Std.	Y_2243	Y_3600	Y_3774
Line	224.306 {450}	360.073 { 94}	377.433 { 89}
Units	Cts/S	Cts/S	Cts/S
Avg	**1473.7**	**31540.**	**5880.8**
Stddev	1.7	13.	8.7
%RSD	.11375	.04002	.14737
#1	1474.9	31549.	5874.7
#2	1472.5	31531.	5887.0

Sample Name: 280-83158-D-3-A Acquired: 5/24/2016 0:23:37 Type: Unk
Method: 6500_026(v10) Mode: CONC Corr. Factor: 1.000000
User: kellyca Custom ID1: Custom ID2: Custom ID3:
Comment: 325550 200.7

Elem	Ag3280	Al1670	As1890	B_2089	Ba4554	Be3130	Bi2230	Ca3179	Cd2288
Line	328.068 {103}	167.079 {502}	189.042 {478}	208.959 {461}	455.403 { 74}	313.042 {108}	223.061 {451}	317.933 {106}	228.802 {447}
Units	ppm	ppm	ppm	ppm	ppm	ppm	ppm	ppm	ppm
Avg	**.00071**	**.00551**	**-.00250**	**.00578**	**.00042**	**.00002**	**-.00014**	**.02780**	**.00008**
Stddev	.00054	.00175	.00183	.00126	.00009	.00008	.00373	.00259	.00007
%RSD	75.923	31.768	73.298	21.835	20.373	465.16	2753.8	9.3082	85.136
#1	.00109	.00427	-.00121	.00489	.00048	.00007	-.00277	.02963	.00003
#2	.00033	.00674	-.00380	.00668	.00036	-.00004	.00250	.02597	.00013
Check ?	Chk Pass	Chk Pass	Chk Pass	Chk Pass	Chk Pass	Chk Pass	Chk Pass	Chk Pass	Chk Pass
High Limit									
Low Limit									

Elem	Co2286	Cr2055	Cu3247	Fe2599	K_7664	Li6707	Mg2790	Mn2576	Mo2020
Line	228.616 {447}	205.560 {464}	324.754 {104}	259.940 {130}	766.490 { 44}	670.784 { 50}	279.079 {121}2	257.610 {131}	202.030 {467}
Units	ppm	ppm	ppm	ppm	ppm	ppm	ppm	ppm	ppm
Avg	**-.00009**	**.00029**	**-.00101**	**.03962**	**3.8914**	**-.00027**	**.00729**	**.00020**	**.00019**
Stddev	.00031	.00013	.00013	.00001	.0085	.00073	.00360	.00001	.00035
%RSD	343.04	44.616	13.275	.02299	.21753	267.34	49.427	7.1718	182.21
#1	.00013	.00038	-.00111	.03963	3.8854	.00024	.00984	.00019	-.00005
#2	-.00031	.00020	-.00092	.03962	3.8974	-.00079	.00474	.00022	.00043
Check ?	Chk Pass	Chk Pass	Chk Pass	Chk Pass	Chk Pass	Chk Pass	Chk Pass	Chk Pass	Chk Pass
High Limit									
Low Limit									

Elem	Na5895	Ni2316	P_1782	Pb2203	S_1820	Sb2068	Se1960	Si2881	Sn1899
Line	589.592 { 57}	231.604 {446}	178.284 {489}	220.353 {453}	182.034 {485}	206.833 {463}	196.090 {472}	288.158 {117}	189.989 {477}
Units	ppm	ppm	ppm	ppm	ppm	ppm	ppm	ppm	ppm
Avg	**.15321**	**-.00027**	**.00131**	**.00253**	**.01891**	**.00085**	**.00712**	**.07491**	**.00078**
Stddev	.00084	.00046	.00192	.00160	.00480	.00061	.00251	.00460	.00026
%RSD	.55092	167.31	146.57	63.096	25.371	71.893	35.209	6.1355	33.017
#1	.15261	-.00060	.00267	.00140	.01552	.00042	.00535	.07816	.00096
#2	.15380	.00005	-.00005	.00366	.02230	.00128	.00890	.07166	.00059
Check ?	Chk Pass	Chk Pass	Chk Pass	Chk Pass	Chk Pass	Chk Pass	Chk Pass	Chk Pass	Chk Pass
High Limit									
Low Limit									

Elem	Sr4077	Th2837	Ti3349	Tl1908	U_3701	V_2924	Zn2062	Zr3391
Line	407.771 { 83}	283.730 {119}	334.904 {101}	190.856 {477}	370.152 { 91}	292.402 {115}	206.200 {163}	339.198 { 99}
Units	ppm	ppm	ppm	ppm	ppm	ppm	ppm	ppm
Avg	**.00032**	**.00221**	**.00050**	**.00073**	**.00905**	**.00005**	**.00316**	**-.00050**
Stddev	.00002	.00109	.00021	.00018	.03396	.00059	.00071	.00202
%RSD	6.0278	49.112	41.564	25.033	375.42	1093.3	22.598	404.39
#1	.00031	.00144	.00036	.00060	.03306	-.00036	.00266	-.00193
#2	.00033	.00298	.00065	.00086	-.01497	.00047	.00367	.00093
Check ?	Chk Pass	Chk Pass	Chk Pass	Chk Pass	Chk Pass	Chk Pass	Chk Pass	Chk Pass
High Limit								
Low Limit								

Int. Std.	Y_2243	Y_3600	Y_3774
Line	224.306 {450}	360.073 { 94}	377.433 { 89}
Units	Cts/S	Cts/S	Cts/S
Avg	**1531.6**	**32951.**	**5983.6**
Stddev	2.6	25.	5.5
%RSD	.17246	.07664	.09233
#1	1533.5	32969.	5979.7
#2	1529.8	32933.	5987.5

Sample Name: ccvh-3900196 Acquired: 5/24/2016 0:26:24 Type: QC
Method: 6500_026(v10) Mode: CONC Corr. Factor: 1.000000
User: kellyca Custom ID1: Custom ID2: Custom ID3:
Comment:

Elem	Ag3280	Al3092	As1890	B_2089	Ba4554	Be3130	Bi2230	Ca3179	Cd2288	Co2286	Cr2055	Cu3247	Fe2714
Units	ppm	ppm	ppm	ppm	ppm	ppm	ppm	ppm	ppm	ppm	ppm	ppm	ppm
Avg	**.00083**	**47.062**	**.00090**	**.00353**	**.00196**	**.00131**	**1.0703**	**-.04488**	**.00069**	**.00489**	**.00122**	**.00541**	**47.081**
Stddev	.00032	.271	.00171	.00031	.00005	.00005	.0042	.00115	.00021	.00054	.00035	.00051	.302
%RSD	38.709	.57670	190.30	8.8065	2.4302	3.5885	.39322	2.5610	29.846	10.971	28.298	9.3453	.64220
#1	.00061	46.870	-.00031	.00375	.00192	.00127	1.0673	-.04407	.00084	.00451	.00098	.00506	46.867
#2	.00106	47.254	.00211	.00331	.00199	.00134	1.0733	-.04569	.00055	.00527	.00147	.00577	47.295
Check ?	None	Chk Pass	None	None	None	None	Chk Pass	None	None	None	None	None	Chk Pass
Value													
Range													

Elem	K_7664	Li6707	Mg2790	Mn2576	Mo2020	Na8183	Ni2316	P_1782	Pb2203	S_1820	Sb2068	Se1960	Si2881
Units	ppm	ppm	ppm	ppm	ppm	ppm	ppm	ppm	ppm	ppm	ppm	ppm	ppm
Avg	**.16625**	**.00189**	**.22366**	**.00061**	**-.00174**	**253.40**	**.00122**	**.00438**	**.00059**	**5.0335**	**.00482**	**.01544**	**.01411**
Stddev	.00287	.00133	.00047	.00004	.00025	.64	.00008	.00157	.00047	.0079	.00060	.01086	.01686
%RSD	1.7252	70.264	.21085	6.0489	14.254	.25142	6.6263	35.777	79.896	.15760	12.502	70.367	119.49
#1	.16422	.00095	.22399	.00063	-.00191	252.95	.00128	.00328	.00025	5.0279	.00525	.00776	.02602
#2	.16828	.00283	.22332	.00058	-.00156	253.86	.00116	.00549	.00092	5.0391	.00439	.02312	.00219
Check ?	None	None	None	None	None	Chk Pass	None	None	None	Chk Pass	None	None	None
Value													
Range													

Elem	Sn1899	Sr4077	Th2837	Ti3349	Tl1908	U_3701	V_2924	Zn2062	Zr3391
Units	ppm	ppm	ppm	ppm	ppm	ppm	ppm	ppm	ppm
Avg	**.00424**	**.00182**	**4.9355**	**.02584**	**.00134**	**10.214**	**-.01511**	**.00060**	**-.01648**
Stddev	.00098	.00001	.0022	.00017	.00030	.006	.00018	.00012	.00030
%RSD	23.039	.32642	.04500	.66807	22.322	.05473	1.1731	19.627	1.8477
#1	.00493	.00183	4.9371	.02597	.00155	10.218	-.01523	.00051	-.01669
#2	.00355	.00182	4.9340	.02572	.00113	10.210	-.01498	.00068	-.01626
Check ?	None	None	Chk Pass	None	None	Chk Pass	None	None	None
Value									
Range									

Int. Std.	Y_2243	Y_3600	Y_3774
Units	Cts/S	Cts/S	Cts/S
Avg	**1470.2**	**31098.**	**5866.5**
Stddev	1.4	58.	21.6
%RSD	.09723	.18692	.36904
#1	1469.2	31057.	5881.8
#2	1471.2	31139.	5851.2

Sample Name: ccv-3900195 Acquired: 5/24/2016 0:29:14 Type: QC
Method: 6500_026(v10) Mode: CONC Corr. Factor: 1.000000
User: kellyca Custom ID1: Custom ID2: Custom ID3:
Comment:

Elem	Ag3280	Al1670	As1890	B_2089	Ba4554	Be3130	Bi2230	Ca3179	Cd2288	Co2286	Cr2055	Cu3247
Units	ppm	ppm	ppm	ppm	ppm	ppm	ppm	ppm	ppm	ppm	ppm	ppm
Avg	**.48316**	**.52036**	**1.0176**	F **.55095**	**.49048**	**.49200**	**.00239**	**4.8346**	**.52712**	**.51865**	**.50581**	**.49599**
Stddev	.00344	.00096	.0000	.00184	.00108	.00085	.00010	.0101	.00003	.00174	.00170	.00191
%RSD	.71276	.18513	.00266	.33385	.21996	.17371	3.9791	.20876	.00555	.33469	.33619	.38510
#1	.48560	.51968	1.0176	.55225	.49124	.49260	.00233	4.8417	.52714	.51743	.50461	.49734
#2	.48073	.52104	1.0177	.54965	.48972	.49140	.00246	4.8274	.52710	.51988	.50701	.49464
Check ?	Chk Pass	Chk Pass	Chk Pass	Chk Fail	Chk Pass	Chk Pass	None	Chk Pass	Chk Pass	Chk Pass	Chk Pass	Chk Pass
Value				.50000								
Range				10.000%								

Elem	Fe2599	K_7664	Li6707	Mg2790	Mn2576	Mo2020	Na5895	Ni2316	P_1782	Pb2203	S_1820	Sb2068
Units	ppm	ppm	ppm	ppm	ppm	ppm	ppm	ppm	ppm	ppm	ppm	ppm
Avg	**2.7106**	**49.950**	**1.0380**	**19.479**	**.48934**	**.51272**	**5.2151**	**.50456**	**1.0131**	**1.0622**	**.00270**	**1.0069**
Stddev	.0080	.089	.0027	.085	.00215	.00092	.0190	.00161	.0010	.0027	.00259	.0044
%RSD	.29698	.17757	.25549	.43606	.44025	.17979	.36471	.31892	.10342	.25636	95.681	.43881
#1	2.7163	50.013	1.0362	19.539	.49087	.51206	5.2285	.50570	1.0138	1.0602	.00453	1.0100
#2	2.7049	49.888	1.0399	19.419	.48782	.51337	5.2016	.50342	1.0124	1.0641	.00087	1.0037
Check ?	Chk Pass	Chk Pass	Chk Pass	Chk Pass	Chk Pass	Chk Pass	Chk Pass	Chk Pass	Chk Pass	Chk Pass	None	Chk Pass
Value												
Range												

Elem	Se1960	Si2881	Sn1899	Sr4077	Th2837	Ti3349	Tl1908	U_3701	V_2924	Zn2062	Zr3391
Units	ppm	ppm	ppm	ppm	ppm	ppm	ppm	ppm	ppm	ppm	ppm
Avg	**1.0320**	**4.8448**	**.99408**	**.46534**	**.00632**	**.46016**	**1.0394**	**.03764**	**.46489**	**.47987**	**.48357**
Stddev	.0079	.0074	.00139	.00057	.00019	.00177	.0009	.00134	.00306	.00042	.00084
%RSD	.76789	.15198	.14023	.12207	2.9458	.38442	.09027	3.5545	.65835	.08809	.17276
#1	1.0264	4.8500	.99506	.46574	.00619	.46141	1.0388	.03669	.46705	.47957	.48298
#2	1.0376	4.8396	.99309	.46494	.00645	.45891	1.0401	.03858	.46272	.48016	.48416
Check ?	Chk Pass	Chk Pass	Chk Pass	Chk Pass	None	Chk Pass	Chk Pass	None	Chk Pass	Chk Pass	Chk Pass
Value											
Range											

Int. Std.	Y_2243	Y_3600	Y_3774
Units	Cts/S	Cts/S	Cts/S
Avg	**1532.5**	**32242.**	**5982.5**
Stddev	3.6	92.	14.2
%RSD	.23394	.28440	.23761
#1	1535.1	32177.	5972.4
#2	1530.0	32306.	5992.5

Sample Name: ccb Acquired: 5/24/2016 0:31:52 Type: QC
Method: 6500_026(v10) Mode: CONC Corr. Factor: 1.000000
User: kellyca Custom ID1: Custom ID2: Custom ID3:
Comment:

Elem	Ag3280	Al1670	As1890	B_2089	Ba4554	Be3130	Bi2230	Ca3179	Cd2288	Co2286	Cr2055
Units	ppm	ppm	ppm	ppm	ppm	ppm	ppm	ppm	ppm	ppm	ppm
Avg	**.00000**	**-.00012**	**-.00082**	**.00145**	**.00027**	**.00005**	**.00283**	**-.00208**	**-.00027**	**-.00008**	**-.00019**
Stddev	.00039	.00005	.00251	.00033	.00010	.00003	.00034	.00052	.00002	.00008	.00002
%RSD	64343.	40.151	307.73	22.698	37.497	55.564	12.081	24.801	6.3667	107.50	11.356
#1	-.00028	-.00009	-.00259	.00121	.00034	.00007	.00307	-.00244	-.00026	-.00002	-.00017
#2	.00028	-.00015	.00096	.00168	.00020	.00003	.00259	-.00171	-.00028	-.00013	-.00020
Check ?	Chk Pass	Chk Pass	Chk Pass	Chk Pass	Chk Pass	Chk Pass	None	Chk Pass	Chk Pass	Chk Pass	Chk Pass
High Limit											
Low Limit											

Elem	Cu3247	Fe2599	K_7664	Li6707	Mg2790	Mn2576	Mo2020	Na5895	Ni2316	P_1782	Pb2203
Units	ppm	ppm	ppm	ppm	ppm	ppm	ppm	ppm	ppm	ppm	ppm
Avg	W **-.00151**	**.00145**	**.05543**	**-.00108**	**.00408**	**.00006**	**-.00011**	**.02165**	**.00031**	**.00325**	**.00144**
Stddev	.00018	.00068	.03087	.00037	.00233	.00005	.00026	.00100	.00061	.00100	.00276
%RSD	11.913	47.047	55.684	34.627	57.099	83.912	244.21	4.6053	196.62	30.870	191.17
#1	-.00164	.00097	.03361	-.00134	.00573	.00010	-.00029	.02235	.00074	.00254	.00339
#2	-.00139	.00193	.07726	-.00082	.00243	.00003	.00008	.02094	-.00012	.00396	-.00051
Check ?	Chk Warn	Chk Pass	Chk Pass	Chk Pass	Chk Pass	Chk Pass	Chk Pass	Chk Pass	Chk Pass	Chk Pass	Chk Pass
High Limit	.00136										
Low Limit	-.00136										

Elem	S_1820	Sb2068	Se1960	Si2881	Sn1899	Sr4077	Th2837	Ti3349	Tl1908	U_3701	V_2924
Units	ppm	ppm	ppm	ppm	ppm	ppm	ppm	ppm	ppm	ppm	ppm
Avg	**.00615**	**.00291**	W **.00961**	**.01999**	**-.00035**	**.00010**	**-.00026**	**.00043**	**.00306**	**.01521**	**-.00051**
Stddev	.00131	.00302	.00973	.00857	.00067	.00001	.00020	.00008	.00035	.00521	.00048
%RSD	21.310	103.81	101.27	42.888	190.48	11.757	74.994	18.996	11.564	34.283	94.209
#1	.00707	.00077	.00273	.01393	.00012	.00009	-.00012	.00037	.00281	.01889	-.00085
#2	.00522	.00505	.01648	.02605	-.00082	.00010	-.00040	.00049	.00331	.01152	-.00017
Check ?	None	Chk Pass	Chk Warn	Chk Pass	Chk Pass	Chk Pass	Chk Pass	Chk Pass	Chk Pass	Chk Pass	Chk Pass
High Limit			.00486								
Low Limit			-.00486								

Elem	Zn2062	Zr3391
Units	ppm	ppm
Avg	**.00134**	**.00077**
Stddev	.00136	.00039
%RSD	101.02	50.582
#1	.00230	.00049
#2	.00038	.00104
Check ?	Chk Pass	Chk Pass
High Limit		
Low Limit		

Int. Std.	Y_2243	Y_3600	Y_3774
Units	Cts/S	Cts/S	Cts/S
Avg	**1560.4**	**33122.**	**5892.2**
Stddev	5.5	63.	25.6
%RSD	.35513	.18957	.43487
#1	1564.3	33166.	5910.3
#2	1556.5	33077.	5874.1

Sample Name: ccvl-3907489 Acquired: 5/24/2016 0:34:40 Type: QC
Method: 6500_026(v10) Mode: CONC Corr. Factor: 1.000000
User: kellyca Custom ID1: Custom ID2: Custom ID3:
Comment:

Elem	Ag3280	Al1670	As1890	B_2089	Ba4554	Be3130	Bi2230	Ca3179	Cd2288	Co2286	Cr2055	Cu3247
Units	ppm	ppm	ppm	ppm	ppm	ppm	ppm	ppm	ppm	ppm	ppm	ppm
Avg	**.01016**	**.10488**	**.01672**	**.10470**	**.00998**	**.00100**	**.11833**	**.18629**	**.00517**	**.01025**	**.01027**	**.01324**
Stddev	.00042	.00099	.00515	.00049	.00004	.00002	.00146	.00591	.00003	.00049	.00003	.00031
%RSD	4.1114	.94259	30.810	.46879	.36067	2.1985	1.2301	3.1740	.62280	4.8302	.26676	2.3542
#1	.01045	.10558	.01308	.10435	.00995	.00102	.11935	.18211	.00515	.00990	.01026	.01346
#2	.00986	.10419	.02037	.10505	.01000	.00098	.11730	.19047	.00520	.01060	.01029	.01302
Check ?	Chk Pass	Chk Pass	Chk Pass	Chk Pass	Chk Pass	Chk Pass	Chk Pass	Chk Pass	Chk Pass	Chk Pass	Chk Pass	Chk Pass
Value												
Range												

Elem	Fe2599	K_7664	Li6707	Mg2790	Mn2576	Mo2020	Na5895	Ni2316	P_1782	Pb2203	S_1820	Sb2068
Units	ppm	ppm	ppm	ppm	ppm	ppm	ppm	ppm	ppm	ppm	ppm	ppm
Avg	**.11009**	**2.9541**	**.00930**	**.19897**	**.00975**	**.02035**	F **1.3098**	**.04127**	**2.8575**	F **.01301**	**.00087**	**.02180**
Stddev	.00317	.0258	.00090	.00007	.00008	.00024	.0174	.00064	.0076	.00030	.00113	.00022
%RSD	2.8750	.87307	9.6533	.03664	.79373	1.1746	1.3291	1.5446	.26422	2.2743	128.79	.98818
#1	.10785	2.9359	.00993	.19892	.00981	.02052	1.2975	.04082	2.8629	.01322	.00008	.02165
#2	.11233	2.9724	.00866	.19902	.00970	.02019	1.3221	.04172	2.8522	.01280	.00167	.02195
Check ?	Chk Pass	Chk Pass	Chk Pass	Chk Pass	Chk Pass	Chk Pass	Chk Fail	Chk Pass	Chk Pass	Chk Fail	None	Chk Pass
Value							1.0000			.00900		
Range							30.000%			30.000%		

Elem	Se1960	Si2881	Sn1899	Sr4077	Th2837	Ti3349	Tl1908	U_3701	V_2924	Zn2062	Zr3391
Units	ppm	ppm	ppm	ppm	ppm	ppm	ppm	ppm	ppm	ppm	ppm
Avg	F **.02455**	**.47221**	**.09795**	**.00925**	**.01602**	**.00894**	**.01647**	F **.08622**	**.00870**	**.01990**	**.01520**
Stddev	.00269	.01672	.00026	.00003	.00003	.00023	.00066	.00990	.00057	.00119	.00051
%RSD	10.972	3.5418	.26255	.32874	.17291	2.5382	4.0162	11.483	6.5423	5.9965	3.3846
#1	.02646	.46038	.09777	.00922	.01600	.00877	.01600	.09322	.00910	.02074	.01556
#2	.02265	.48404	.09813	.00927	.01604	.00910	.01694	.07922	.00829	.01905	.01484
Check ?	Chk Fail	Chk Pass	Chk Pass	Chk Pass	Chk Pass	Chk Pass	Chk Pass	Chk Fail	Chk Pass	Chk Pass	Chk Pass
Value	.01500							.06000			
Range	30.000%							30.000%			

Int. Std.	Y_2243	Y_3600	Y_3774
Units	Cts/S	Cts/S	Cts/S
Avg	**1530.8**	**32862.**	**5944.4**
Stddev	.5	135.	55.0
%RSD	.03354	.41126	.92498
#1	1531.2	32766.	5983.3
#2	1530.4	32958.	5905.5

Sample Name: MB 280-325213/1-A Acquired: 5/24/2016 0:37:27 Type: Unk
Method: 6500_026(v10) Mode: CONC Corr. Factor: 1.000000
User: kellyca Custom ID1: 5/17 Custom ID2: Custom ID3:
Comment: 325213 6010B

Elem	Ag3280	Al1670	As1890	B_2089	Ba4554	Be3130	Bi2230	Ca3179	Cd2288
Line	328.068 {103}	167.079 {502}	189.042 {478}	208.959 {461}	455.403 { 74}	313.042 {108}	223.061 {451}	317.933 {106}	228.802 {447}
Units	ppm	ppm	ppm	ppm	ppm	ppm	ppm	ppm	ppm
Avg	**.00074**	**.00189**	**.00364**	**.00169**	**.00019**	**.00005**	**.00187**	**.00342**	**-.00008**
Stddev	.00034	.00039	.00367	.00070	.00023	.00005	.00133	.00092	.00005
%RSD	46.120	20.387	100.78	41.612	120.47	96.997	70.811	27.012	65.224
#1	.00050	.00162	.00624	.00219	.00035	.00001	.00281	.00407	-.00011
#2	.00098	.00216	.00105	.00119	.00003	.00008	.00094	.00277	-.00004
Check ?	Chk Pass	Chk Pass	Chk Pass	Chk Pass	Chk Pass	Chk Pass	Chk Pass	Chk Pass	Chk Pass
High Limit									
Low Limit									

Elem	Co2286	Cr2055	Cu3247	Fe2599	K_7664	Li6707	Mg2790	Mn2576	Mo2020
Line	228.616 {447}	205.560 {464}	324.754 {104}	259.940 {130}	766.490 { 44}	670.784 { 50}	279.079 {121}2	257.610 {131}	202.030 {467}
Units	ppm	ppm	ppm	ppm	ppm	ppm	ppm	ppm	ppm
Avg	**-.00020**	**.00017**	**-.00144**	W **.03354**	**.00354**	**-.00028**	**.00284**	**.00010**	**-.00018**
Stddev	.00017	.00003	.00004	.00056	.01711	.00047	.00087	.00002	.00033
%RSD	87.846	21.023	3.0806	1.6682	482.64	170.36	30.492	23.385	187.71
#1	-.00032	.00014	-.00148	.03315	-.00855	.00006	.00345	.00009	.00006
#2	-.00007	.00019	-.00141	.03394	.01564	-.00061	.00223	.00012	-.00041
Check ?	Chk Pass	Chk Pass	Chk Pass	Chk Warn	Chk Pass	Chk Pass	Chk Pass	Chk Pass	Chk Pass
High Limit				.03000					
Low Limit				-.05000					

Elem	Na5895	Ni2316	P_1782	Pb2203	S_1820	Sb2068	Se1960	Si2881	Sn1899
Line	589.592 { 57}	231.604 {446}	178.284 {489}	220.353 {453}	182.034 {485}	206.833 {463}	196.090 {472}	288.158 {117}	189.989 {477}
Units	ppm	ppm	ppm	ppm	ppm	ppm	ppm	ppm	ppm
Avg	**.01238**	**-.00032**	**-.00011**	**.00027**	**.00480**	**.00106**	W **.00929**	**.00316**	**-.00070**
Stddev	.00413	.00009	.00192	.00141	.00024	.00282	.00427	.00094	.00029
%RSD	33.374	27.505	1781.9	516.59	5.0887	264.95	45.942	29.801	41.446
#1	.00946	-.00038	-.00146	-.00072	.00497	.00306	.00627	.00383	-.00090
#2	.01530	-.00026	.00125	.00127	.00462	-.00093	.01231	.00249	-.00049
Check ?	Chk Pass	Chk Pass	Chk Pass	Chk Pass	Chk Pass	Chk Pass	Chk Warn	Chk Pass	Chk Pass
High Limit							.00500		
Low Limit							-.00500		

Elem	Sr4077	Th2837	Ti3349	Tl1908	U_3701	V_2924	Zn2062	Zr3391
Line	407.771 { 83}	283.730 {119}	334.904 {101}	190.856 {477}	370.152 { 91}	292.402 {115}	206.200 {163}	339.198 { 99}
Units	ppm	ppm	ppm	ppm	ppm	ppm	ppm	ppm
Avg	**.00008**	**.00088**	**.00011**	**.00171**	**.00429**	**-.00010**	**.00124**	**.00130**
Stddev	.00004	.00053	.00037	.00312	.00156	.00018	.00081	.00015
%RSD	46.167	60.888	342.71	182.87	36.330	171.72	65.864	11.906
#1	.00010	.00126	-.00015	-.00050	.00319	.00002	.00066	.00141
#2	.00005	.00050	.00037	.00391	.00540	-.00023	.00181	.00119
Check ?	Chk Pass	Chk Pass	Chk Pass	Chk Pass	Chk Pass	Chk Pass	Chk Pass	Chk Pass
High Limit								
Low Limit								

Int. Std.	Y_2243	Y_3600	Y_3774
Line	224.306 {450}	360.073 { 94}	377.433 { 89}
Units	Cts/S	Cts/S	Cts/S
Avg	**1542.7**	**33105.**	**5962.4**
Stddev	1.6	33.	39.8
%RSD	.10270	.09865	.66716
#1	1541.6	33082.	5990.5
#2	1543.9	33129.	5934.3

Sample Name: LCS 280-325213/2-A Acquired: 5/24/2016 0:40:18 Type: Unk
Method: 6500_026(v10) Mode: CONC Corr. Factor: 1.000000
User: kellyca Custom ID1: Custom ID2: Custom ID3:
Comment: 325213 6010B

Elem	Ag3280	Al1670	As1890	B_2089	Ba4554	Be3130	Bi2230	Ca3179	Cd2288
Line	328.068 {103}	167.079 {502}	189.042 {478}	208.959 {461}	455.403 { 74}	313.042 {108}	223.061 {451}	317.933 {106}	228.802 {447}
Units	ppm	ppm	ppm	ppm	ppm	ppm	ppm	ppm	ppm
Avg	**.04875**	**1.9071**	**1.0281**	**1.0449**	**1.9529**	**.04843**	F **2.2236**	**47.660**	**.10290**
Stddev	.00022	.0059	.0052	.0006	.0106	.00051	.0063	.256	.00008
%RSD	.45899	.30714	.50289	.05474	.54415	1.0475	.28354	.53783	.07376
#1	.04859	1.9112	1.0245	1.0445	1.9454	.04807	2.2280	47.479	.10285
#2	.04891	1.9030	1.0318	1.0453	1.9604	.04879	2.2191	47.841	.10295
Check ?	Chk Pass	Chk Pass	Chk Pass	Chk Pass	Chk Pass	Chk Pass	Chk Fail	Chk Pass	Chk Pass
High Limit							2.2000		
Low Limit							1.8000		

Elem	Co2286	Cr2055	Cu3247	Fe2599	K_7664	Li6707	Mg2790	Mn2576	Mo2020
Line	228.616 {447}	205.560 {464}	324.754 {104}	259.940 {130}	766.490 { 44}	670.784 { 50}	279.079 {121}2	257.610 {131}	202.030 {467}
Units	ppm	ppm	ppm	ppm	ppm	ppm	ppm	ppm	ppm
Avg	**.50188**	F **.20023**	**.24785**	**.97273**	**50.385**	**1.0375**	**47.349**	**.47231**	**1.0381**
Stddev	.00122	.00061	.00009	.01198	.302	.0046	.161	.00217	.0005
%RSD	.24307	.30231	.03486	1.2314	.60038	.44788	.33974	.45889	.05058
#1	.50102	.20066	.24792	.96426	50.171	1.0342	47.235	.47078	1.0385
#2	.50274	.19980	.24779	.98120	50.599	1.0408	47.463	.47384	1.0377
Check ?	Chk Pass	Chk Fail	Chk Pass	Chk Pass	Chk Pass	Chk Pass	Chk Pass	Chk Pass	Chk Pass
High Limit		.05750							
Low Limit		.04300							

Elem	Na8183	Ni2316	P_1782	Pb2203	S_1820	Sb2068	Se1960	Si2881	Sn1899
Line	818.326 { 41}	231.604 {446}	178.284 {489}	220.353 {453}	182.034 {485}	206.833 {463}	196.090 {472}	288.158 {117}	189.989 {477}
Units	ppm	ppm	ppm	ppm	ppm	ppm	ppm	ppm	ppm
Avg	**51.564**	**.49021**	**10.155**	**.51041**	**2.0389**	**.50993**	**2.0116**	F **9.3992**	**1.9126**
Stddev	.101	.00071	.002	.00340	.0038	.00170	.0161	.0686	.0039
%RSD	.19633	.14578	.01493	.66667	.18771	.33250	.80169	.72927	.20193
#1	51.493	.49071	10.154	.51281	2.0416	.51113	2.0230	9.3507	1.9154
#2	51.636	.48970	10.156	.50800	2.0362	.50873	2.0002	9.4477	1.9099
Check ?	Chk Pass	Chk Pass	Chk Pass	Chk Pass	Chk Pass	Chk Pass	Chk Pass	Chk Fail	Chk Pass
High Limit								11.500	
Low Limit								9.4000	

Elem	Sr4077	Th2837	Ti3349	Tl1908	U_3701	V_2924	Zn2062	Zr3391
Line	407.771 { 83}	283.730 {119}	334.904 {101}	190.856 {477}	370.152 { 91}	292.402 {115}	206.200 {163}	339.198 { 99}
Units	ppm	ppm	ppm	ppm	ppm	ppm	ppm	ppm
Avg	**.91751**	**.98538**	**.90678**	**1.9585**	**2.0906**	**.45737**	**.46367**	**.46769**
Stddev	.00487	.00396	.00341	.0050	.0030	.00331	.00181	.00300
%RSD	.53094	.40182	.37653	.25380	.14189	.72305	.39022	.64193
#1	.91407	.98258	.90436	1.9549	2.0885	.45503	.46239	.46557
#2	.92096	.98818	.90919	1.9620	2.0927	.45971	.46495	.46981
Check ?	Chk Pass	Chk Pass	Chk Pass	Chk Pass	Chk Pass	Chk Pass	Chk Pass	Chk Pass
High Limit								
Low Limit								

Int. Std.	Y_2243	Y_3600	Y_3774
Line	224.306 {450}	360.073 { 94}	377.433 { 89}
Units	Cts/S	Cts/S	Cts/S
Avg	**1488.8**	**31439.**	**5935.3**
Stddev	3.1	110.	36.0
%RSD	.20833	.34884	.60708
#1	1491.0	31517.	5960.8
#2	1486.6	31362.	5909.8

Sample Name: LCSD 280-325213/3-A Acquired: 5/24/2016 0:42:53 Type: Unk
Method: 6500_026(v10) Mode: CONC Corr. Factor: 1.000000
User: kellyca Custom ID1: Custom ID2: Custom ID3:
Comment: 325213 6010B

Elem	Ag3280	Al1670	As1890	B_2089	Ba4554	Be3130	Bi2230	Ca3179	Cd2288
Line	328.068 {103}	167.079 {502}	189.042 {478}	208.959 {461}	455.403 { 74}	313.042 {108}	223.061 {451}	317.933 {106}	228.802 {447}
Units	ppm	ppm	ppm	ppm	ppm	ppm	ppm	ppm	ppm
Avg	**.05489**	**2.1562**	F **1.1774**	F **1.2122**	**2.2517**	**.05564**	F **2.5621**	**54.018**	F **.11834**
Stddev	.00074	.0035	.0090	.0050	.0149	.00041	.0070	.322	.00060
%RSD	1.3417	.16417	.76176	.41643	.66320	.74297	.27196	.59644	.50443
#1	.05437	2.1537	1.1838	1.2158	2.2411	.05535	2.5670	53.790	.11876
#2	.05541	2.1587	1.1711	1.2086	2.2622	.05593	2.5572	54.246	.11792
Check ?	Chk Pass	Chk Pass	Chk Fail	Chk Fail	Chk Pass	Chk Pass	Chk Fail	Chk Pass	Chk Fail
High Limit			1.0900	1.1000			2.2000		.11000
Low Limit			.86000	.89000			1.8000		.08700

Elem	Co2286	Cr2055	Cu3247	Fe2599	K_7664	Li6707	Mg2790	Mn2576	Mo2020
Line	228.616 {447}	205.560 {464}	324.754 {104}	259.940 {130}	766.490 { 44}	670.784 { 50}	279.079 {121}2	257.610 {131}	202.030 {467}
Units	ppm	ppm	ppm	ppm	ppm	ppm	ppm	ppm	ppm
Avg	F **.57625**	F **.23065**	F **.28462**	**1.0937**	F **58.112**	F **1.2073**	**53.746**	**.53919**	F **1.2041**
Stddev	.00045	.00085	.00065	.0041	.500	.0079	.163	.00188	.0016
%RSD	.07789	.36781	.22848	.37420	.86074	.65132	.30362	.34888	.13597
#1	.57657	.23005	.28416	1.0908	57.758	1.2017	53.631	.53786	1.2053
#2	.57593	.23125	.28508	1.0966	58.466	1.2128	53.862	.54052	1.2029
Check ?	Chk Fail	Chk Fail	Chk Fail	Chk Pass	Chk Fail	Chk Fail	Chk Pass	Chk Pass	Chk Fail
High Limit	.55000	.05750	.28000		57.000	1.1400			1.1000
Low Limit	.44500	.04300	.21500		44.500	.89000			.90000

Elem	Na8183	Ni2316	P_1782	Pb2203	S_1820	Sb2068	Se1960	Si2881	Sn1899
Line	818.326 { 41}	231.604 {446}	178.284 {489}	220.353 {453}	182.034 {485}	206.833 {463}	196.090 {472}	288.158 {117}	189.989 {477}
Units	ppm	ppm	ppm	ppm	ppm	ppm	ppm	ppm	ppm
Avg	F **59.138**	F **.55956**	F **11.649**	F **.58414**	F **2.3455**	F **.58804**	F **2.3027**	**10.769**	**2.1937**
Stddev	.495	.00154	.005	.00300	.0029	.00094	.0048	.091	.0011
%RSD	.83629	.27481	.04346	.51360	.12413	.16016	.20725	.84807	.04931
#1	58.788	.55847	11.646	.58626	2.3475	.58870	2.2993	10.705	2.1930
#2	59.488	.56065	11.653	.58202	2.3434	.58737	2.3060	10.834	2.1945
Check ?	Chk Fail	Chk Fail	Chk Fail	Chk Fail	Chk Fail	Chk Fail	Chk Fail	Chk Pass	Chk Pass
High Limit	56.000	.55500	11.100	.54500	2.2000	.54000	2.2000		
Low Limit	45.500	.44500	9.1000	.44500	1.8000	.44000	1.8000		

Elem	Sr4077	Th2837	Ti3349	Tl1908	U_3701	V_2924	Zn2062	Zr3391
Line	407.771 { 83}	283.730 {119}	334.904 {101}	190.856 {477}	370.152 { 91}	292.402 {115}	206.200 {163}	339.198 { 99}
Units	ppm	ppm	ppm	ppm	ppm	ppm	ppm	ppm
Avg	**1.0598**	**1.1282**	**1.0442**	F **2.2115**	F **2.4232**	**.52390**	**.52047**	**.53969**
Stddev	.0076	.0007	.0024	.0002	.0138	.00141	.00099	.00592
%RSD	.71916	.06030	.23145	.01031	.57097	.26962	.18946	1.0973
#1	1.0544	1.1287	1.0425	2.2117	2.4134	.52490	.51978	.53550
#2	1.0652	1.1277	1.0459	2.2113	2.4330	.52291	.52117	.54388
Check ?	Chk Pass	Chk Pass	Chk Pass	Chk Fail	Chk Fail	Chk Pass	Chk Pass	Chk Pass
High Limit				2.1600	2.3200			
Low Limit				1.7600	1.7000			

Int. Std.	Y_2243	Y_3600	Y_3774
Line	224.306 {450}	360.073 { 94}	377.433 { 89}
Units	Cts/S	Cts/S	Cts/S
Avg	**1458.5**	**31038.**	**5901.2**
Stddev	3.0	87.	6.4
%RSD	.20522	.27902	.10788
#1	1456.3	31100.	5896.7
#2	1460.6	30977.	5905.7

Sample Name: 280-83008-I-3-E Acquired: 5/24/2016 0:45:27 Type: Unk
Method: 6500_026(v10) Mode: CONC Corr. Factor: 1.000000
User: kellyca Custom ID1: Custom ID2: Custom ID3:
Comment: 325213 6010B

Elem	Ag3280	Al1670	As1890	B_2089	Ba4554	Be3130	Bi2230	Ca3179	Cd2288
Line	328.068 {103}	167.079 {502}	189.042 {478}	208.959 {461}	455.403 { 74}	313.042 {108}	223.061 {451}	317.933 {106}	228.802 {447}
Units	ppm	ppm	ppm	ppm	ppm	ppm	ppm	ppm	ppm
Avg	**.00007**	**.00865**	**.04811**	**12.778**	**.35620**	**.00004**	**.00190**	**400.12**	**.00023**
Stddev	.00022	.00060	.00284	.034	.00165	.00005	.00454	1.06	.00005
%RSD	304.55	6.9760	5.9097	.26508	.46401	129.39	238.10	.26579	20.339
#1	.00023	.00907	.05012	12.802	.35503	.00000	.00511	399.37	.00020
#2	-.00008	.00822	.04610	12.754	.35737	.00008	-.00130	400.87	.00026
Check ?	Chk Pass	Chk Pass	Chk Pass	Chk Pass	Chk Pass	Chk Pass	Chk Pass	Chk Pass	Chk Pass
High Limit									
Low Limit									

Elem	Co2286	Cr2055	Cu3247	Fe2599	K_7664	Li6707	Mg2790	Mn2576	Mo2020
Line	228.616 {447}	205.560 {464}	324.754 {104}	259.940 {130}	766.490 { 44}	670.784 { 50}	279.079 {121}2	257.610 {131}	202.030 {467}
Units	ppm	ppm	ppm	ppm	ppm	ppm	ppm	ppm	ppm
Avg	**.01114**	**.01345**	**.00152**	**.32149**	W **155.94**	**.13217**	**127.43**	**.28634**	**.04187**
Stddev	.00012	.00022	.00025	.00100	.82	.00190	.53	.00021	.00038
%RSD	1.1054	1.6338	16.187	.30997	.52324	1.4377	.41238	.07323	.91745
#1	.01106	.01360	.00169	.32079	155.36	.13083	127.80	.28649	.04160
#2	.01123	.01329	.00134	.32220	156.51	.13352	127.06	.28619	.04214
Check ?	Chk Pass	Chk Pass	Chk Pass	Chk Pass	Chk Warn	Chk Pass	Chk Pass	Chk Pass	Chk Pass
High Limit					100.00				
Low Limit					-.50000				

Elem	Na8183	Ni2316	P_1782	Pb2203	S_1820	Sb2068	Se1960	Si2881	Sn1899
Line	818.326 { 41}	231.604 {446}	178.284 {489}	220.353 {453}	182.034 {485}	206.833 {463}	196.090 {472}	288.158 {117}	189.989 {477}
Units	ppm	ppm	ppm	ppm	ppm	ppm	ppm	ppm	ppm
Avg	W **1246.5**	**.04253**	**4.2886**	**-.00291**	F **273.37**	**.03414**	**.01259**	**23.649**	**-.00160**
Stddev	5.6	.00079	.0143	.00452	.68	.00082	.01439	.075	.00150
%RSD	.44922	1.8497	.33241	155.27	.24880	2.4067	114.27	.31911	93.898
#1	1242.5	.04309	4.2987	.00028	273.85	.03472	.00242	23.596	-.00054
#2	1250.5	.04198	4.2785	-.00610	272.89	.03356	.02277	23.702	-.00266
Check ?	Chk Warn	Chk Pass	Chk Pass	Chk Pass	Chk Fail	Chk Pass	Chk Pass	Chk Pass	Chk Pass
High Limit	500.00				200.00				
Low Limit	10.000				-.02000				

Elem	Sr4077	Th2837	Ti3349	Tl1908	U_3701	V_2924	Zn2062	Zr3391
Line	407.771 { 83}	283.730 {119}	334.904 {101}	190.856 {477}	370.152 { 91}	292.402 {115}	206.200 {163}	339.198 { 99}
Units	ppm	ppm	ppm	ppm	ppm	ppm	ppm	ppm
Avg	**3.8372**	**-.00176**	**.00140**	**-.00053**	**.04075**	**.00851**	**.01714**	**.00149**
Stddev	.0151	.00083	.00019	.00368	.00363	.00019	.00091	.00132
%RSD	.39237	47.063	13.669	688.90	8.9154	2.2804	5.2894	88.719
#1	3.8266	-.00117	.00153	.00207	.04332	.00865	.01649	.00056
#2	3.8478	-.00234	.00126	-.00314	.03818	.00838	.01778	.00243
Check ?	Chk Pass	Chk Pass	Chk Pass	Chk Pass	Chk Pass	Chk Pass	Chk Pass	Chk Pass
High Limit								
Low Limit								

Int. Std.	Y_2243	Y_3600	Y_3774
Line	224.306 {450}	360.073 { 94}	377.433 { 89}
Units	Cts/S	Cts/S	Cts/S
Avg	**1284.2**	**27211.**	**5600.4**
Stddev	4.5	30.	1.8
%RSD	.34669	.10847	.03264
#1	1281.1	27190.	5599.1
#2	1287.4	27232.	5601.7

Sample Name: 280-83008-I-4-C Acquired: 5/24/2016 0:48:40 Type: Unk
Method: 6500_026(v10) Mode: CONC Corr. Factor: 1.000000
User: kellyca Custom ID1: Custom ID2: Custom ID3:
Comment: 325213 6010B

Elem	Ag3280	Al1670	As1890	B_2089	Ba4554	Be3130	Bi2230	Ca3179	Cd2288
Line	328.068 {103}	167.079 {502}	189.042 {478}	208.959 {461}	455.403 { 74}	313.042 {108}	223.061 {451}	317.933 {106}	228.802 {447}
Units	ppm	ppm	ppm	ppm	ppm	ppm	ppm	ppm	ppm
Avg	**.00062**	**.15852**	**.07068**	**12.864**	**.79464**	**.00000**	**.00500**	**408.04**	**.00073**
Stddev	.00042	.00219	.01010	.025	.00376	.00004	.00155	1.73	.00037
%RSD	68.697	1.3825	14.292	.19679	.47363	1298.4	31.066	.42429	50.858
#1	.00032	.16007	.06353	12.846	.79198	.00003	.00390	406.81	.00099
#2	.00092	.15697	.07782	12.882	.79730	-.00003	.00609	409.26	.00047
Check ?	Chk Pass	Chk Pass	Chk Pass	Chk Pass	Chk Pass	Chk Pass	Chk Pass	Chk Pass	Chk Pass
High Limit									
Low Limit									

Elem	Co2286	Cr2055	Cu3247	Fe2599	K_7664	Li6707	Mg2790	Mn2576	Mo2020
Line	228.616 {447}	205.560 {464}	324.754 {104}	259.940 {130}	766.490 { 44}	670.784 { 50}	279.079 {121}2	257.610 {131}	202.030 {467}
Units	ppm	ppm	ppm	ppm	ppm	ppm	ppm	ppm	ppm
Avg	**.01041**	**.03567**	**.00599**	**9.4331**	W **150.12**	**.13270**	**129.58**	**.84079**	**.04472**
Stddev	.00006	.00000	.00004	.0135	.36	.00044	.03	.00084	.00047
%RSD	.53492	.00130	.61023	.14300	.24264	.33501	.02102	.10042	1.0496
#1	.01045	.03567	.00601	9.4236	149.86	.13238	129.60	.84019	.04505
#2	.01037	.03567	.00596	9.4427	150.37	.13301	129.56	.84139	.04438
Check ?	Chk Pass	Chk Pass	Chk Pass	Chk Pass	Chk Warn	Chk Pass	Chk Pass	Chk Pass	Chk Pass
High Limit					100.00				
Low Limit					-.50000				

Elem	Na8183	Ni2316	P_1782	Pb2203	S_1820	Sb2068	Se1960	Si2881	Sn1899
Line	818.326 { 41}	231.604 {446}	178.284 {489}	220.353 {453}	182.034 {485}	206.833 {463}	196.090 {472}	288.158 {117}	189.989 {477}
Units	ppm	ppm	ppm	ppm	ppm	ppm	ppm	ppm	ppm
Avg	W **931.42**	**.04905**	**1.6023**	**-.00091**	F **286.30**	**.03337**	**.01503**	**22.902**	**-.00058**
Stddev	3.63	.00101	.0062	.00393	.21	.00198	.01606	.048	.00021
%RSD	.38945	2.0659	.38955	431.30	.07349	5.9483	106.86	.21145	36.949
#1	928.86	.04977	1.5979	-.00369	286.15	.03477	.00367	22.936	-.00043
#2	933.99	.04833	1.6067	.00187	286.45	.03197	.02639	22.868	-.00073
Check ?	Chk Warn	Chk Pass	Chk Pass	Chk Pass	Chk Fail	Chk Pass	Chk Pass	Chk Pass	Chk Pass
High Limit	500.00				200.00				
Low Limit	10.000				-.02000				

Elem	Sr4077	Th2837	Ti3349	Tl1908	U_3701	V_2924	Zn2062	Zr3391
Line	407.771 { 83}	283.730 {119}	334.904 {101}	190.856 {477}	370.152 { 91}	292.402 {115}	206.200 {163}	339.198 { 99}
Units	ppm	ppm	ppm	ppm	ppm	ppm	ppm	ppm
Avg	**4.0400**	**.00087**	**.01444**	**.00044**	**.03406**	**.01051**	**.03767**	**-.00096**
Stddev	.0148	.00007	.00027	.00027	.00109	.00034	.00205	.00057
%RSD	.36609	8.2388	1.8468	61.515	3.2065	3.2211	5.4487	59.112
#1	4.0295	.00082	.01426	.00063	.03484	.01075	.03912	-.00136
#2	4.0505	.00092	.01463	.00025	.03329	.01027	.03621	-.00056
Check ?	Chk Pass	Chk Pass	Chk Pass	Chk Pass	Chk Pass	Chk Pass	Chk Pass	Chk Pass
High Limit								
Low Limit								

Int. Std.	Y_2243	Y_3600	Y_3774
Line	224.306 {450}	360.073 { 94}	377.433 { 89}
Units	Cts/S	Cts/S	Cts/S
Avg	**1284.0**	**27626.**	**5683.7**
Stddev	3.7	14.	10.9
%RSD	.28738	.04917	.19169
#1	1286.7	27636.	5691.4
#2	1281.4	27616.	5676.0

Sample Name: 280-83008-I-5-C Acquired: 5/24/2016 0:51:55 Type: Unk
Method: 6500_026(v10) Mode: CONC Corr. Factor: 1.000000
User: kellyca Custom ID1: Custom ID2: Custom ID3:
Comment: 325213 6010B

Elem	Ag3280	Al1670	As1890	B_2089	Ba4554	Be3130	Bi2230	Ca3179	Cd2288
Line	328.068 {103}	167.079 {502}	189.042 {478}	208.959 {461}	455.403 { 74}	313.042 {108}	223.061 {451}	317.933 {106}	228.802 {447}
Units	ppm	ppm	ppm	ppm	ppm	ppm	ppm	ppm	ppm
Avg	**.00004**	**.04883**	**.06281**	**13.290**	**.47419**	**-.00003**	**-.00105**	**405.73**	**.00040**
Stddev	.00008	.00077	.00341	.013	.00170	.00015	.00301	2.24	.00003
%RSD	207.36	1.5755	5.4274	.09596	.35752	531.64	285.78	.55090	7.5186
#1	-.00002	.04937	.06040	13.281	.47300	.00008	-.00318	407.31	.00043
#2	.00010	.04828	.06522	13.299	.47539	-.00013	.00108	404.15	.00038
Check ?	Chk Pass	Chk Pass	Chk Pass	Chk Pass	Chk Pass	Chk Pass	Chk Pass	Chk Pass	Chk Pass
High Limit									
Low Limit									

Elem	Co2286	Cr2055	Cu3247	Fe2599	K_7664	Li6707	Mg2790	Mn2576	Mo2020
Line	228.616 {447}	205.560 {464}	324.754 {104}	259.940 {130}	766.490 { 44}	670.784 { 50}	279.079 {121}2	257.610 {131}	202.030 {467}
Units	ppm	ppm	ppm	ppm	ppm	ppm	ppm	ppm	ppm
Avg	**.01090**	**.02245**	**.00309**	**3.8643**	W **158.55**	**.13526**	**131.54**	**.61140**	**.04557**
Stddev	.00030	.00040	.00018	.0006	.51	.00077	.19	.00050	.00048
%RSD	2.7289	1.7696	5.7558	.01457	.32336	.56646	.14727	.08175	1.0621
#1	.01111	.02274	.00297	3.8647	158.18	.13472	131.40	.61105	.04591
#2	.01069	.02217	.00322	3.8639	158.91	.13580	131.68	.61176	.04523
Check ?	Chk Pass	Chk Pass	Chk Pass	Chk Pass	Chk Warn	Chk Pass	Chk Pass	Chk Pass	Chk Pass
High Limit					100.00				
Low Limit					-.50000				

Elem	Na8183	Ni2316	P_1782	Pb2203	S_1820	Sb2068	Se1960	Si2881	Sn1899
Line	818.326 { 41}	231.604 {446}	178.284 {489}	220.353 {453}	182.034 {485}	206.833 {463}	196.090 {472}	288.158 {117}	189.989 {477}
Units	ppm	ppm	ppm	ppm	ppm	ppm	ppm	ppm	ppm
Avg	W **1084.5**	**.04729**	**27.488**	W **-.00639**	F **283.48**	**.03200**	**.01532**	**24.728**	**-.00121**
Stddev	3.4	.00108	.049	.00009	.17	.00046	.00190	.027	.00114
%RSD	.31038	2.2931	.17859	1.4617	.05941	1.4283	12.435	.11026	93.719
#1	1082.1	.04805	27.453	-.00632	283.36	.03232	.01397	24.709	-.00202
#2	1086.9	.04652	27.523	-.00645	283.60	.03167	.01666	24.747	-.00041
Check ?	Chk Warn	Chk Pass	Chk Pass	Chk Warn	Chk Fail	Chk Pass	Chk Pass	Chk Pass	Chk Pass
High Limit	500.00			10.000	200.00				
Low Limit	10.000			-.00300	-.02000				

Elem	Sr4077	Th2837	Ti3349	Tl1908	U_3701	V_2924	Zn2062	Zr3391
Line	407.771 { 83}	283.730 {119}	334.904 {101}	190.856 {477}	370.152 { 91}	292.402 {115}	206.200 {163}	339.198 { 99}
Units	ppm	ppm	ppm	ppm	ppm	ppm	ppm	ppm
Avg	**3.9496**	**.00259**	**.00575**	**-.00084**	**.02983**	**.00836**	**.02718**	**.00186**
Stddev	.0065	.00077	.00001	.00239	.00465	.00014	.00056	.00105
%RSD	.16545	29.878	.19805	285.02	15.575	1.6420	2.0650	56.432
#1	3.9449	.00313	.00576	-.00252	.02655	.00826	.02679	.00112
#2	3.9542	.00204	.00574	.00085	.03312	.00845	.02758	.00260
Check ?	Chk Pass	Chk Pass	Chk Pass	Chk Pass	Chk Pass	Chk Pass	Chk Pass	Chk Pass
High Limit								
Low Limit								

Int. Std.	Y_2243	Y_3600	Y_3774
Line	224.306 {450}	360.073 { 94}	377.433 { 89}
Units	Cts/S	Cts/S	Cts/S
Avg	**1273.9**	**27113.**	**5607.8**
Stddev	.5	69.	7.8
%RSD	.03699	.25292	.13969
#1	1273.6	27162.	5602.2
#2	1274.2	27065.	5613.3

Sample Name: 280-83008-I-5-Csd@5 Acquired: 5/24/2016 0:55:09 Type: Unk
Method: 6500_026(v10) Mode: CONC Corr. Factor: 1.000000
User: kellyca Custom ID1: Custom ID2: Custom ID3:
Comment: 325213 6010B

Elem	Ag3280	Al1670	As1890	B_2089	Ba4554	Be3130	Bi2230	Ca3179	Cd2288
Line	328.068 {103}	167.079 {502}	189.042 {478}	208.959 {461}	455.403 { 74}	313.042 {108}	223.061 {451}	317.933 {106}	228.802 {447}
Units	ppm	ppm	ppm	ppm	ppm	ppm	ppm	ppm	ppm
Avg	**.00062**	**.01251**	**.01372**	**2.6827**	**.09305**	**.00003**	**.00252**	**82.325**	**.00027**
Stddev	.00010	.00150	.00265	.0113	.00065	.00003	.00041	.224	.00024
%RSD	16.141	11.999	19.322	.42011	.70247	91.584	16.379	.27186	90.152
#1	.00054	.01357	.01185	2.6906	.09259	.00001	.00223	82.166	.00010
#2	.00069	.01144	.01560	2.6747	.09352	.00005	.00281	82.483	.00044
Check ?	Chk Pass	Chk Pass	Chk Pass	Chk Pass	Chk Pass	Chk Pass	Chk Pass	Chk Pass	Chk Pass
High Limit									
Low Limit									

Elem	Co2286	Cr2055	Cu3247	Fe2599	K_7664	Li6707	Mg2790	Mn2576	Mo2020
Line	228.616 {447}	205.560 {464}	324.754 {104}	259.940 {130}	766.490 { 44}	670.784 { 50}	279.079 {121}2	257.610 {131}	202.030 {467}
Units	ppm	ppm	ppm	ppm	ppm	ppm	ppm	ppm	ppm
Avg	**.00263**	**.00439**	**-.00020**	**.83147**	**29.692**	**.02446**	**26.525**	**.12357**	**.00840**
Stddev	.00017	.00003	.00026	.00040	.253	.00053	.070	.00017	.00001
%RSD	6.4472	.57519	128.77	.04790	.85127	2.1695	.26520	.14051	.13915
#1	.00251	.00438	-.00038	.83175	29.513	.02409	26.575	.12344	.00841
#2	.00275	.00441	-.00002	.83118	29.870	.02484	26.476	.12369	.00839
Check ?	Chk Pass	Chk Pass	Chk Pass	Chk Pass	Chk Pass	Chk Pass	Chk Pass	Chk Pass	Chk Pass
High Limit									
Low Limit									

Elem	Na8183	Ni2316	P_1782	Pb2203	S_1820	Sb2068	Se1960	Si2881	Sn1899
Line	818.326 { 41}	231.604 {446}	178.284 {489}	220.353 {453}	182.034 {485}	206.833 {463}	196.090 {472}	288.158 {117}	189.989 {477}
Units	ppm	ppm	ppm	ppm	ppm	ppm	ppm	ppm	ppm
Avg	**205.13**	**.01026**	**5.1521**	**-.00033**	**51.915**	**.00673**	**.00821**	**4.7625**	**.00008**
Stddev	.92	.00102	.0003	.00501	.083	.00037	.00514	.0036	.00182
%RSD	.45032	9.9393	.00586	1540.8	.16071	5.4708	62.600	.07526	2292.9
#1	204.47	.01098	5.1519	-.00387	51.974	.00647	.01185	4.7650	-.00121
#2	205.78	.00954	5.1523	.00322	51.856	.00699	.00458	4.7600	.00137
Check ?	Chk Pass	Chk Pass	Chk Pass	Chk Pass	Chk Pass	Chk Pass	Chk Pass	Chk Pass	Chk Pass
High Limit									
Low Limit									

Elem	Sr4077	Th2837	Ti3349	Tl1908	U_3701	V_2924	Zn2062	Zr3391
Line	407.771 { 83}	283.730 {119}	334.904 {101}	190.856 {477}	370.152 { 91}	292.402 {115}	206.200 {163}	339.198 { 99}
Units	ppm	ppm	ppm	ppm	ppm	ppm	ppm	ppm
Avg	**.77283**	**.00061**	**.00092**	**.00233**	**.00610**	**.00190**	**.00578**	**.00144**
Stddev	.00419	.00047	.00010	.00061	.01003	.00004	.00170	.00068
%RSD	.54176	77.617	10.530	26.175	164.55	2.2711	29.481	47.402
#1	.76987	.00094	.00099	.00276	.01319	.00187	.00699	.00096
#2	.77579	.00027	.00085	.00190	-.00100	.00193	.00458	.00192
Check ?	Chk Pass	Chk Pass	Chk Pass	Chk Pass	Chk Pass	Chk Pass	Chk Pass	Chk Pass
High Limit								
Low Limit								

Int. Std.	Y_2243	Y_3600	Y_3774
Line	224.306 {450}	360.073 { 94}	377.433 { 89}
Units	Cts/S	Cts/S	Cts/S
Avg	**1429.6**	**30358.**	**5756.2**
Stddev	1.5	35.	17.4
%RSD	.10773	.11519	.30257
#1	1428.5	30383.	5768.5
#2	1430.7	30333.	5743.9

Sample Name: 280-83008-I-5-D MS Acquired: 5/24/2016 0:57:56 Type: Unk
Method: 6500_026(v10) Mode: CONC Corr. Factor: 1.000000
User: kellyca Custom ID1: Custom ID2: Custom ID3:
Comment: 325213 6010B

Elem	Ag3280	Al1670	As1890	B_2089	Ba4554	Be3130	Bi2230	Ca3179	Cd2288
Line	328.068 {103}	167.079 {502}	189.042 {478}	208.959 {461}	455.403 { 74}	313.042 {108}	223.061 {451}	317.933 {106}	228.802 {447}
Units	ppm	ppm	ppm	ppm	ppm	ppm	ppm	ppm	ppm
Avg	**.05573**	**1.8895**	**1.2222**	**13.986**	**2.5146**	**.05029**	**2.4186**	**439.47**	**.11493**
Stddev	.00027	.0031	.0010	.016	.0084	.00010	.0077	.28	.00023
%RSD	.47589	.16204	.08302	.11097	.33268	.20139	.31993	.06402	.19988
#1	.05592	1.8917	1.2229	13.997	2.5087	.05036	2.4241	439.27	.11509
#2	.05554	1.8873	1.2215	13.975	2.5205	.05022	2.4132	439.67	.11477
Check ?	Chk Pass	Chk Pass	Chk Pass	Chk Pass	Chk Pass	Chk Pass	Chk Pass	Chk Pass	Chk Pass
High Limit									
Low Limit									

Elem	Co2286	Cr2055	Cu3247	Fe2599	K_7664	Li6707	Mg2790	Mn2576	Mo2020
Line	228.616 {447}	205.560 {464}	324.754 {104}	259.940 {130}	766.490 { 44}	670.784 { 50}	279.079 {121}2	257.610 {131}	202.030 {467}
Units	ppm	ppm	ppm	ppm	ppm	ppm	ppm	ppm	ppm
Avg	**.50510**	W **.22746**	**.28243**	**4.7200**	W **210.44**	**1.3250**	**174.15**	**1.0572**	**1.1136**
Stddev	.00004	.00006	.00101	.0081	.80	.0105	.09	.0035	.0027
%RSD	.00865	.02437	.35906	.17190	.38187	.79302	.04892	.32837	.23907
#1	.50507	.22750	.28314	4.7257	209.87	1.3176	174.21	1.0596	1.1155
#2	.50513	.22742	.28171	4.7143	211.01	1.3325	174.09	1.0547	1.1117
Check ?	Chk Pass	Chk Warn	Chk Pass	Chk Pass	Chk Warn	Chk Pass	Chk Pass	Chk Pass	Chk Pass
High Limit		.10000			100.00				
Low Limit		-.01000			-.50000				

Elem	Na8183	Ni2316	P_1782	Pb2203	S_1820	Sb2068	Se1960	Si2881	Sn1899
Line	818.326 { 41}	231.604 {446}	178.284 {489}	220.353 {453}	182.034 {485}	206.833 {463}	196.090 {472}	288.158 {117}	189.989 {477}
Units	ppm	ppm	ppm	ppm	ppm	ppm	ppm	ppm	ppm
Avg	W **1120.0**	**.51732**	**38.038**	**.48201**	F **278.82**	**.59171**	**2.2899**	**32.837**	**1.8689**
Stddev	3.8	.00044	.084	.00619	.83	.00418	.0129	.032	.0053
%RSD	.33532	.08490	.22187	1.2845	.29764	.70620	.56302	.09651	.28172
#1	1117.3	.51701	38.098	.48639	279.40	.59467	2.2808	32.814	1.8726
#2	1122.6	.51763	37.978	.47763	278.23	.58876	2.2991	32.859	1.8652
Check ?	Chk Warn	Chk Pass	Chk Pass	Chk Pass	Chk Fail	Chk Pass	Chk Pass	Chk Pass	Chk Pass
High Limit	500.00				200.00				
Low Limit	10.000				-.02000				

Elem	Sr4077	Th2837	Ti3349	Tl1908	U_3701	V_2924	Zn2062	Zr3391
Line	407.771 { 83}	283.730 {119}	334.904 {101}	190.856 {477}	370.152 { 91}	292.402 {115}	206.200 {163}	339.198 { 99}
Units	ppm	ppm	ppm	ppm	ppm	ppm	ppm	ppm
Avg	**4.7968**	**1.0169**	**.93711**	**1.6689**	**2.1537**	**.47777**	**.47383**	**.48241**
Stddev	.0261	.0014	.00162	.0070	.0084	.00112	.00559	.00218
%RSD	.54338	.14065	.17274	.42237	.38997	.23475	1.1802	.45270
#1	4.7784	1.0159	.93826	1.6738	2.1596	.47856	.47779	.48087
#2	4.8153	1.0179	.93597	1.6639	2.1478	.47698	.46988	.48396
Check ?	Chk Pass	Chk Pass	Chk Pass	Chk Pass	Chk Pass	Chk Pass	Chk Pass	Chk Pass
High Limit								
Low Limit								

Int. Std.	Y_2243	Y_3600	Y_3774
Line	224.306 {450}	360.073 { 94}	377.433 { 89}
Units	Cts/S	Cts/S	Cts/S
Avg	**1258.5**	**27060.**	**5558.9**
Stddev	1.1	43.	4.5
%RSD	.08618	.15716	.08017
#1	1257.8	27030.	5555.8
#2	1259.3	27090.	5562.1

Sample Name: 280-83008-I-5-E MSD Acquired: 5/24/2016 1:01:11 Type: Unk
Method: 6500_026(v10) Mode: CONC Corr. Factor: 1.000000
User: kellyca Custom ID1: Custom ID2: Custom ID3:
Comment: 325213 6010B

Elem	Ag3280	Al1670	As1890	B_2089	Ba4554	Be3130	Bi2230	Ca3179	Cd2288
Line	328.068 {103}	167.079 {502}	189.042 {478}	208.959 {461}	455.403 { 74}	313.042 {108}	223.061 {451}	317.933 {106}	228.802 {447}
Units	ppm	ppm	ppm	ppm	ppm	ppm	ppm	ppm	ppm
Avg	**.05448**	**1.8745**	**1.2153**	**14.304**	**2.5051**	**.05014**	**2.4127**	**446.77**	**.11572**
Stddev	.00009	.0028	.0104	.031	.0002	.00001	.0069	1.01	.00012
%RSD	.16322	.14972	.85985	.21504	.00896	.02054	.28702	.22503	.10447
#1	.05442	1.8765	1.2080	14.283	2.5050	.05013	2.4078	447.48	.11563
#2	.05454	1.8725	1.2227	14.326	2.5053	.05015	2.4176	446.05	.11580
Check ?	Chk Pass	Chk Pass	Chk Pass	Chk Pass	Chk Pass	Chk Pass	Chk Pass	Chk Pass	Chk Pass
High Limit									
Low Limit									

Elem	Co2286	Cr2055	Cu3247	Fe2599	K_7664	Li6707	Mg2790	Mn2576	Mo2020
Line	228.616 {447}	205.560 {464}	324.754 {104}	259.940 {130}	766.490 { 44}	670.784 { 50}	279.079 {121}2	257.610 {131}	202.030 {467}
Units	ppm	ppm	ppm	ppm	ppm	ppm	ppm	ppm	ppm
Avg	**.50288**	W **.22470**	**.27868**	**4.7806**	W **212.56**	**1.3172**	**175.34**	**1.0622**	**1.1121**
Stddev	.00217	.00127	.00156	.0045	.15	.0014	.22	.0028	.0025
%RSD	.43162	.56723	.56020	.09421	.06853	.10522	.12814	.26773	.22220
#1	.50441	.22560	.27758	4.7774	212.45	1.3162	175.18	1.0602	1.1139
#2	.50134	.22380	.27979	4.7838	212.66	1.3181	175.50	1.0642	1.1104
Check ?	Chk Pass	Chk Warn	Chk Pass	Chk Pass	Chk Warn	Chk Pass	Chk Pass	Chk Pass	Chk Pass
High Limit		.10000			100.00				
Low Limit		-.01000			-.50000				

Elem	Na8183	Ni2316	P_1782	Pb2203	S_1820	Sb2068	Se1960	Si2881	Sn1899
Line	818.326 { 41}	231.604 {446}	178.284 {489}	220.353 {453}	182.034 {485}	206.833 {463}	196.090 {472}	288.158 {117}	189.989 {477}
Units	ppm	ppm	ppm	ppm	ppm	ppm	ppm	ppm	ppm
Avg	W **1132.3**	**.51544**	**38.616**	**.48359**	F **284.72**	**.59597**	**2.3024**	**33.368**	**1.8689**
Stddev	2.1	.00025	.052	.00097	.36	.00393	.0043	.033	.0026
%RSD	.18914	.04931	.13450	.20117	.12733	.65962	.18714	.09947	.13680
#1	1130.8	.51562	38.579	.48290	284.47	.59319	2.3055	33.391	1.8707
#2	1133.9	.51526	38.652	.48428	284.98	.59875	2.2994	33.344	1.8671
Check ?	Chk Warn	Chk Pass	Chk Pass	Chk Pass	Chk Fail	Chk Pass	Chk Pass	Chk Pass	Chk Pass
High Limit	500.00				200.00				
Low Limit	10.000				-.02000				

Elem	Sr4077	Th2837	Ti3349	Tl1908	U_3701	V_2924	Zn2062	Zr3391
Line	407.771 { 83}	283.730 {119}	334.904 {101}	190.856 {477}	370.152 { 91}	292.402 {115}	206.200 {163}	339.198 { 99}
Units	ppm	ppm	ppm	ppm	ppm	ppm	ppm	ppm
Avg	**4.7782**	**1.0043**	**.93387**	**1.6643**	**2.1103**	**.47493**	**.47066**	**.47763**
Stddev	.0023	.0090	.00302	.0102	.0278	.00146	.00235	.00280
%RSD	.04752	.89591	.32320	.61146	1.3189	.30762	.49920	.58593
#1	4.7766	.99797	.93174	1.6571	2.0907	.47390	.46900	.47565
#2	4.7798	1.0107	.93600	1.6715	2.1300	.47597	.47232	.47961
Check ?	Chk Pass	Chk Pass	Chk Pass	Chk Pass	Chk Pass	Chk Pass	Chk Pass	Chk Pass
High Limit								
Low Limit								

Int. Std.	Y_2243	Y_3600	Y_3774
Line	224.306 {450}	360.073 { 94}	377.433 { 89}
Units	Cts/S	Cts/S	Cts/S
Avg	**1255.9**	**27034.**	**5534.4**
Stddev	.3	117.	4.7
%RSD	.02431	.43132	.08544
#1	1256.1	27116.	5537.7
#2	1255.6	26951.	5531.1

Sample Name: ccvh-3900196 Acquired: 5/24/2016 1:04:25 Type: QC
Method: 6500_026(v10) Mode: CONC Corr. Factor: 1.000000
User: kellyca Custom ID1: Custom ID2: Custom ID3:
Comment:

Elem	Ag3280	Al3092	As1890	B_2089	Ba4554	Be3130	Bi2230	Ca3179	Cd2288	Co2286	Cr2055	Cu3247	Fe2714
Units	ppm	ppm	ppm	ppm	ppm	ppm	ppm	ppm	ppm	ppm	ppm	ppm	ppm
Avg	**-.00002**	**46.718**	**.00132**	**.04368**	**.00209**	**.00135**	**1.0797**	**.00146**	**.00085**	**.00501**	**.00093**	**.00578**	**46.793**
Stddev	.00043	.053	.00077	.00262	.00005	.00004	.0066	.01203	.00028	.00008	.00008	.00024	.028
%RSD	2239.4	.11372	58.455	6.0081	2.3079	2.8970	.60848	826.21	32.953	1.6075	8.6539	4.1069	.06015
#1	-.00032	46.755	.00077	.04553	.00206	.00133	1.0751	.00996	.00065	.00506	.00099	.00595	46.813
#2	.00028	46.680	.00186	.04182	.00213	.00138	1.0843	-.00705	.00104	.00495	.00087	.00562	46.774
Check ?	None	Chk Pass	None	None	None	None	Chk Pass	None	None	None	None	None	Chk Pass
Value													
Range													

Elem	K_7664	Li6707	Mg2790	Mn2576	Mo2020	Na8183	Ni2316	P_1782	Pb2203	S_1820	Sb2068	Se1960	Si2881
Units	ppm	ppm	ppm	ppm	ppm	ppm	ppm	ppm	ppm	ppm	ppm	ppm	ppm
Avg	**.34552**	**.00288**	**.22715**	**.00077**	**-.00005**	**254.55**	**.00077**	**.01575**	**.00065**	**5.1023**	**.00410**	**.00967**	**.02203**
Stddev	.01848	.00039	.00017	.00002	.00004	.10	.00052	.00184	.00056	.0113	.00064	.00806	.00080
%RSD	5.3498	13.604	.07387	2.3629	72.643	.03787	67.651	11.688	85.905	.22166	15.573	83.326	3.6206
#1	.35859	.00260	.22703	.00078	-.00008	254.48	.00040	.01706	.00104	5.1103	.00455	.01536	.02259
#2	.33245	.00315	.22727	.00076	-.00003	254.62	.00113	.01445	.00025	5.0943	.00365	.00397	.02147
Check ?	None	None	None	None	None	Chk Pass	None	None	None	Chk Pass	None	None	None
Value													
Range													

Elem	Sn1899	Sr4077	Th2837	Ti3349	Tl1908	U_3701	V_2924	Zn2062	Zr3391
Units	ppm	ppm	ppm	ppm	ppm	ppm	ppm	ppm	ppm
Avg	**.00369**	**.00226**	**4.9272**	**.02653**	**-.00009**	**10.201**	**-.01505**	**.00033**	**-.01901**
Stddev	.00101	.00001	.0042	.00033	.00297	.059	.00004	.00058	.00079
%RSD	27.306	.33660	.08608	1.2279	3468.0	.57509	.24989	176.67	4.1689
#1	.00297	.00226	4.9242	.02676	-.00219	10.160	-.01507	-.00008	-.01957
#2	.00440	.00225	4.9302	.02630	.00202	10.243	-.01502	.00073	-.01845
Check ?	None	None	Chk Pass	None	None	Chk Pass	None	None	None
Value									
Range									

Int. Std.	Y_2243	Y_3600	Y_3774
Units	Cts/S	Cts/S	Cts/S
Avg	**1467.3**	**31227.**	**5778.0**
Stddev	.0	52.	11.6
%RSD	.00061	.16752	.20111
#1	1467.3	31264.	5769.8
#2	1467.3	31190.	5786.2

Sample Name: ccv-3900195 Acquired: 5/24/2016 1:07:16 Type: QC
Method: 6500_026(v10) Mode: CONC Corr. Factor: 1.000000
User: kellyca Custom ID1: Custom ID2: Custom ID3:
Comment:

Elem	Ag3280	Al1670	As1890	B_2089	Ba4554	Be3130	Bi2230	Ca3179	Cd2288	Co2286	Cr2055	Cu3247
Units	ppm	ppm	ppm	ppm	ppm	ppm	ppm	ppm	ppm	ppm	ppm	ppm
Avg	**.48265**	**.51958**	**1.0321**	F **.59004**	**.49346**	**.49761**	**-.00015**	**4.8769**	**.53444**	**.52602**	**.51226**	**.49275**
Stddev	.00151	.00023	.0104	.00327	.00285	.00235	.00002	.0175	.00393	.00343	.00288	.00095
%RSD	.31200	.04397	1.0076	.55474	.57719	.47325	13.534	.35887	.73474	.65285	.56144	.19262
#1	.48371	.51942	1.0247	.58773	.49144	.49594	-.00016	4.8645	.53167	.52359	.51023	.49208
#2	.48158	.51974	1.0394	.59235	.49547	.49927	-.00014	4.8893	.53722	.52845	.51429	.49342
Check ?	Chk Pass	Chk Pass	Chk Pass	Chk Fail	Chk Pass	Chk Pass	None	Chk Pass	Chk Pass	Chk Pass	Chk Pass	Chk Pass
Value				.50000								
Range				10.000%								

Elem	Fe2599	K_7664	Li6707	Mg2790	Mn2576	Mo2020	Na5895	Ni2316	P_1782	Pb2203	S_1820	Sb2068
Units	ppm	ppm	ppm	ppm	ppm	ppm	ppm	ppm	ppm	ppm	ppm	ppm
Avg	**2.4212**	**50.623**	**1.0567**	**19.356**	**.48859**	**.52023**	**5.2935**	**.50913**	**1.0351**	**1.0705**	**.00624**	**1.0151**
Stddev	.0049	.235	.0068	.005	.00055	.00407	.0317	.00058	.0167	.0050	.00364	.0014
%RSD	.20088	.46482	.64534	.02334	.11172	.78185	.59852	.11319	1.6167	.46923	58.273	.13788
#1	2.4178	50.457	1.0519	19.353	.48898	.51735	5.2711	.50872	1.0233	1.0670	.00367	1.0141
#2	2.4247	50.789	1.0615	19.359	.48821	.52310	5.3159	.50954	1.0470	1.0741	.00881	1.0161
Check ?	Chk Pass	Chk Pass	Chk Pass	Chk Pass	Chk Pass	Chk Pass	Chk Pass	Chk Pass	Chk Pass	Chk Pass	None	Chk Pass
Value												
Range												

Elem	Se1960	Si2881	Sn1899	Sr4077	Th2837	Ti3349	Tl1908	U_3701	V_2924	Zn2062	Zr3391
Units	ppm	ppm	ppm	ppm	ppm	ppm	ppm	ppm	ppm	ppm	ppm
Avg	**1.0369**	**4.9156**	**.99916**	**.46677**	**.00717**	**.45683**	**1.0416**	**.00217**	**.45886**	**.47801**	**.48798**
Stddev	.0153	.0340	.00283	.00214	.00272	.00191	.0066	.01710	.00023	.00408	.00423
%RSD	1.4774	.69118	.28317	.45861	37.995	.41846	.63759	789.21	.04981	.85455	.86760
#1	1.0260	4.8915	.99716	.46525	.00910	.45818	1.0369	-.00992	.45902	.48090	.48499
#2	1.0477	4.9396	1.0012	.46828	.00524	.45547	1.0463	.01426	.45870	.47512	.49098
Check ?	Chk Pass	Chk Pass	Chk Pass	Chk Pass	None	Chk Pass	Chk Pass	None	Chk Pass	Chk Pass	Chk Pass
Value											
Range											

Int. Std.	Y_2243	Y_3600	Y_3774
Units	Cts/S	Cts/S	Cts/S
Avg	**1516.2**	**32375.**	**5846.0**
Stddev	7.1	28.	26.4
%RSD	.46810	.08506	.45132
#1	1521.2	32356.	5864.6
#2	1511.1	32394.	5827.3

Sample Name: ccb Acquired: 5/24/2016 1:09:53 Type: QC
Method: 6500_026(v10) Mode: CONC Corr. Factor: 1.000000
User: kellyca Custom ID1: Custom ID2: Custom ID3:
Comment:

Elem	Ag3280	Al1670	As1890	B_2089	Ba4554	Be3130	Bi2230	Ca3179	Cd2288	Co2286	Cr2055
Units	ppm	ppm	ppm	ppm	ppm	ppm	ppm	ppm	ppm	ppm	ppm
Avg	**.00062**	**.00027**	**.00127**	F **.02367**	**.00013**	**.00003**	**.00380**	**.00732**	**-.00025**	**-.00008**	**-.00027**
Stddev	.00041	.00195	.00321	.00084	.00012	.00002	.00403	.00102	.00014	.00023	.00029
%RSD	65.332	728.16	251.84	3.5522	96.721	66.037	106.10	13.872	56.676	282.27	107.38
#1	.00091	.00165	-.00099	.02427	.00004	.00004	.00095	.00804	-.00015	-.00025	-.00007
#2	.00033	-.00111	.00354	.02308	.00021	.00001	.00664	.00660	-.00034	.00008	-.00048
Check ?	Chk Pass	Chk Pass	Chk Pass	Chk Fail	Chk Pass	Chk Pass	None	Chk Pass	Chk Pass	Chk Pass	Chk Pass
High Limit				.00312							
Low Limit				-.00312							

Elem	Cu3247	Fe2599	K_7664	Li6707	Mg2790	Mn2576	Mo2020	Na5895	Ni2316	P_1782	Pb2203
Units	ppm	ppm	ppm	ppm	ppm	ppm	ppm	ppm	ppm	ppm	ppm
Avg	W **-.00200**	**-.00062**	**.06499**	**-.00052**	**.00921**	**-.00002**	**.00046**	**.08418**	**.00023**	**.00704**	**.00067**
Stddev	.00026	.00117	.01629	.00037	.00434	.00001	.00023	.00963	.00005	.00075	.00162
%RSD	13.057	188.64	25.070	71.385	47.102	60.341	48.499	11.440	23.191	10.720	240.81
#1	-.00182	-.00145	.07651	-.00026	.01228	-.00001	.00031	.09099	.00019	.00757	-.00047
#2	-.00219	.00021	.05347	-.00079	.00614	-.00003	.00062	.07737	.00026	.00650	.00182
Check ?	Chk Warn	Chk Pass	Chk Pass	Chk Pass	Chk Pass	Chk Pass	Chk Pass	Chk Pass	Chk Pass	Chk Pass	Chk Pass
High Limit	.00136										
Low Limit	-.00136										

Elem	S_1820	Sb2068	Se1960	Si2881	Sn1899	Sr4077	Th2837	Ti3349	Tl1908	U_3701	V_2924
Units	ppm	ppm	ppm	ppm	ppm	ppm	ppm	ppm	ppm	ppm	ppm
Avg	**.01094**	W **.00447**	W **.00543**	**.00399**	**-.00059**	**.00020**	**.00071**	**.00045**	**.00222**	**.00362**	**.00034**
Stddev	.00265	.00241	.00037	.00240	.00057	.00003	.00023	.00008	.00168	.00356	.00050
%RSD	24.204	54.020	6.7478	60.112	96.179	13.125	32.205	17.909	75.735	98.263	146.40
#1	.01281	.00276	.00569	.00230	-.00100	.00018	.00055	.00051	.00340	.00110	.00069
#2	.00907	.00617	.00517	.00569	-.00019	.00022	.00087	.00039	.00103	.00613	-.00001
Check ?	None	Chk Warn	Chk Warn	Chk Pass	Chk Pass	Chk Pass	Chk Pass	Chk Pass	Chk Pass	Chk Pass	Chk Pass
High Limit		.00314	.00486								
Low Limit		-.00314	-.00486								

Elem	Zn2062	Zr3391
Units	ppm	ppm
Avg	**.00036**	**.00039**
Stddev	.00011	.00147
%RSD	29.854	381.10
#1	.00028	-.00065
#2	.00043	.00142
Check ?	Chk Pass	Chk Pass
High Limit		
Low Limit		

Int. Std.	Y_2243	Y_3600	Y_3774
Units	Cts/S	Cts/S	Cts/S
Avg	**1515.7**	**33430.**	**5896.8**
Stddev	40.2	66.	16.2
%RSD	2.6535	.19774	.27546
#1	1487.2	33477.	5908.3
#2	1544.1	33383.	5885.3

Sample Name: ccvl-3907489 Acquired: 5/24/2016 1:12:41 Type: QC
Method: 6500_026(v10) Mode: CONC Corr. Factor: 1.000000
User: kellyca Custom ID1: Custom ID2: Custom ID3:
Comment:

Elem	Ag3280	Al1670	As1890	B_2089	Ba4554	Be3130	Bi2230	Ca3179	Cd2288	Co2286	Cr2055	Cu3247
Units	ppm	ppm	ppm	ppm	ppm	ppm	ppm	ppm	ppm	ppm	ppm	ppm
Avg	**.00990**	**.10332**	**.01614**	**.12209**	**.01002**	**.00097**	**.11683**	**.19418**	**.00512**	**.01045**	**.01034**	**.01284**
Stddev	.00056	.00108	.00603	.00032	.00002	.00008	.00138	.00452	.00021	.00010	.00000	.00024
%RSD	5.6691	1.0423	37.374	.26553	.20385	7.9047	1.1779	2.3260	4.1277	.93461	.00305	1.8631
#1	.00951	.10256	.01187	.12232	.01003	.00092	.11780	.19737	.00527	.01039	.01034	.01267
#2	.01030	.10408	.02040	.12186	.01000	.00103	.11586	.19098	.00497	.01052	.01034	.01301
Check ?	Chk Pass	Chk Pass	Chk Pass	Chk Pass	Chk Pass	Chk Pass	Chk Pass	Chk Pass	Chk Pass	Chk Pass	Chk Pass	Chk Pass
Value												
Range												

Elem	Fe2599	K_7664	Li6707	Mg2790	Mn2576	Mo2020	Na5895	Ni2316	P_1782	Pb2203	S_1820	Sb2068
Units	ppm	ppm	ppm	ppm	ppm	ppm	ppm	ppm	ppm	ppm	ppm	ppm
Avg	**.10407**	**3.0060**	**.00949**	**.19633**	**.00970**	**.02027**	F **1.3600**	**.04021**	**2.8330**	**.01111**	**.00012**	**.02392**
Stddev	.00042	.0128	.00046	.00202	.00001	.00020	.0009	.00007	.0061	.00237	.00018	.00089
%RSD	.39935	.42717	4.8776	1.0264	.15381	1.0060	.06737	.17866	.21428	21.359	140.81	3.7395
#1	.10436	2.9969	.00916	.19490	.00971	.02013	1.3607	.04016	2.8372	.01279	.00000	.02329
#2	.10377	3.0150	.00982	.19775	.00969	.02042	1.3594	.04026	2.8287	.00943	.00025	.02456
Check ?	Chk Pass	Chk Pass	Chk Pass	Chk Pass	Chk Pass	Chk Pass	Chk Fail	Chk Pass	Chk Pass	Chk Pass	None	Chk Pass
Value							1.0000					
Range							30.000%					

Elem	Se1960	Si2881	Sn1899	Sr4077	Th2837	Ti3349	Tl1908	U_3701	V_2924	Zn2062	Zr3391
Units	ppm	ppm	ppm	ppm	ppm	ppm	ppm	ppm	ppm	ppm	ppm
Avg	F **.02385**	**.47727**	**.09691**	**.00924**	**.01677**	**.00890**	**.01774**	**.05845**	**.00842**	**.01881**	**.01506**
Stddev	.00237	.00299	.00199	.00001	.00138	.00049	.00226	.02005	.00002	.00041	.00128
%RSD	9.9284	.62671	2.0494	.12116	8.2292	5.4704	12.751	34.298	.21112	2.1661	8.4694
#1	.02217	.47516	.09831	.00923	.01580	.00855	.01934	.04428	.00841	.01910	.01597
#2	.02552	.47939	.09550	.00925	.01775	.00924	.01614	.07263	.00844	.01852	.01416
Check ?	Chk Fail	Chk Pass	Chk Pass	Chk Pass	Chk Pass	Chk Pass	Chk Pass	Chk Pass	Chk Pass	Chk Pass	Chk Pass
Value	.01500										
Range	30.000%										

Int. Std.	Y_2243	Y_3600	Y_3774
Units	Cts/S	Cts/S	Cts/S
Avg	**1532.5**	**33140.**	**5817.7**
Stddev	.2	38.	41.6
%RSD	.01558	.11326	.71467
#1	1532.3	33113.	5847.0
#2	1532.6	33166.	5788.3

Sample Name: MB 280-326001/1-A Acquired: 5/24/2016 1:15:29 Type: Unk
Method: 6500_026(v10) Mode: CONC Corr. Factor: 1.000000
User: kellyca Custom ID1: 5/20 Custom ID2: Custom ID3:
Comment: 326001 6010B

Elem	Ag3280	Al1670	As1890	B_2089	Ba4554	Be3130	Bi2230	Ca3179	Cd2288
Line	328.068 {103}	167.079 {502}	189.042 {478}	208.959 {461}	455.403 { 74}	313.042 {108}	223.061 {451}	317.933 {106}	228.802 {447}
Units	ppm	ppm	ppm	ppm	ppm	ppm	ppm	ppm	ppm
Avg	**.00071**	**.00446**	**-.00462**	F **.01660**	**.00045**	**-.00003**	**-.00058**	**.01881**	**.00020**
Stddev	.00074	.00054	.00160	.00055	.00020	.00002	.00040	.00852	.00001
%RSD	104.56	12.116	34.548	3.3259	45.103	63.325	69.193	45.273	4.8549
#1	.00018	.00408	-.00349	.01699	.00059	-.00002	-.00086	.02484	.00021
#2	.00123	.00484	-.00575	.01621	.00031	-.00004	-.00029	.01279	.00020
Check ?	Chk Pass	Chk Pass	Chk Pass	Chk Fail	Chk Pass	Chk Pass	Chk Pass	Chk Pass	Chk Pass
High Limit				.01000					
Low Limit				-.01000					

Elem	Co2286	Cr2055	Cu3247	Fe2599	K_7664	Li6707	Mg2790	Mn2576	Mo2020
Line	228.616 {447}	205.560 {464}	324.754 {104}	259.940 {130}	766.490 { 44}	670.784 { 50}	279.079 {121}2	257.610 {131}	202.030 {467}
Units	ppm	ppm	ppm	ppm	ppm	ppm	ppm	ppm	ppm
Avg	**-.00020**	**.00003**	**-.00185**	**.02026**	**.00852**	**-.00087**	**.00626**	**.00037**	**-.00019**
Stddev	.00019	.00005	.00010	.00158	.02769	.00058	.00024	.00005	.00001
%RSD	94.401	144.48	5.4387	7.7914	325.10	66.463	3.8934	14.278	6.1810
#1	-.00033	.00007	-.00192	.01914	.02810	-.00128	.00644	.00040	-.00020
#2	-.00007	-.00000	-.00178	.02137	-.01106	-.00046	.00609	.00033	-.00018
Check ?	Chk Pass	Chk Pass	Chk Pass	Chk Pass	Chk Pass	Chk Pass	Chk Pass	Chk Pass	Chk Pass
High Limit									
Low Limit									

Elem	Na5895	Ni2316	P_1782	Pb2203	S_1820	Sb2068	Se1960	Si2881	Sn1899
Line	589.592 { 57}	231.604 {446}	178.284 {489}	220.353 {453}	182.034 {485}	206.833 {463}	196.090 {472}	288.158 {117}	189.989 {477}
Units	ppm	ppm	ppm	ppm	ppm	ppm	ppm	ppm	ppm
Avg	**.05923**	**.00047**	**.00200**	**.00136**	**.00239**	**.00011**	W **.00880**	**.01122**	**.00039**
Stddev	.00076	.00009	.00258	.00084	.00402	.00069	.00179	.00823	.00106
%RSD	1.2830	18.440	129.20	61.789	168.40	641.69	20.368	73.380	272.79
#1	.05870	.00041	.00017	.00076	.00523	-.00038	.00753	.00540	-.00036
#2	.05977	.00053	.00382	.00195	-.00046	.00059	.01006	.01704	.00114
Check ?	Chk Pass	Chk Pass	Chk Pass	Chk Pass	Chk Pass	Chk Pass	Chk Warn	Chk Pass	Chk Pass
High Limit							.00500		
Low Limit							-.00500		

Elem	Sr4077	Th2837	Ti3349	Tl1908	U_3701	V_2924	Zn2062	Zr3391
Line	407.771 { 83}	283.730 {119}	334.904 {101}	190.856 {477}	370.152 { 91}	292.402 {115}	206.200 {163}	339.198 { 99}
Units	ppm	ppm	ppm	ppm	ppm	ppm	ppm	ppm
Avg	**.00017**	**.00124**	**.00032**	**.00034**	**.01081**	**.00074**	**.00216**	**.00038**
Stddev	.00001	.00128	.00016	.00170	.00171	.00069	.00016	.00030
%RSD	4.8632	103.15	50.493	494.42	15.796	93.160	7.3903	78.619
#1	.00018	.00215	.00044	-.00086	.01202	.00025	.00227	.00017
#2	.00017	.00034	.00021	.00155	.00961	.00122	.00205	.00059
Check ?	Chk Pass	Chk Pass	Chk Pass	Chk Pass	Chk Pass	Chk Pass	Chk Pass	Chk Pass
High Limit								
Low Limit								

Int. Std.	Y_2243	Y_3600	Y_3774
Line	224.306 {450}	360.073 { 94}	377.433 { 89}
Units	Cts/S	Cts/S	Cts/S
Avg	**1534.7**	**33455.**	**5901.1**
Stddev	.8	99.	.5
%RSD	.05419	.29672	.00790
#1	1535.3	33526.	5901.5
#2	1534.1	33385.	5900.8

Sample Name: LCS 280-326001/2-A Acquired: 5/24/2016 1:18:17 Type: Unk
Method: 6500_026(v10) Mode: CONC Corr. Factor: 1.000000
User: kellyca Custom ID1: Custom ID2: Custom ID3:
Comment: 326001 6010B

Elem	Ag3280	Al1670	As1890	B_2089	Ba4554	Be3130	Bi2230	Ca3179	Cd2288
Line	328.068 {103}	167.079 {502}	189.042 {478}	208.959 {461}	455.403 { 74}	313.042 {108}	223.061 {451}	317.933 {106}	228.802 {447}
Units	ppm	ppm	ppm	ppm	ppm	ppm	ppm	ppm	ppm
Avg	**.04731**	**1.9060**	**1.0221**	**1.0910**	**1.9537**	**.04872**	F **2.2472**	**47.320**	**.10394**
Stddev	.00114	.0033	.0016	.0024	.0044	.00012	.0079	.061	.00006
%RSD	2.4190	.17340	.15979	.21650	.22503	.23891	.34955	.12917	.06073
#1	.04650	1.9037	1.0233	1.0893	1.9506	.04864	2.2417	47.363	.10389
#2	.04812	1.9084	1.0210	1.0926	1.9568	.04880	2.2528	47.277	.10398
Check ?	Chk Pass	Chk Pass	Chk Pass	Chk Pass	Chk Pass	Chk Pass	Chk Fail	Chk Pass	Chk Pass
High Limit							2.2000		
Low Limit							1.8000		

Elem	Co2286	Cr2055	Cu3247	Fe2599	K_7664	Li6707	Mg2790	Mn2576	Mo2020
Line	228.616 {447}	205.560 {464}	324.754 {104}	259.940 {130}	766.490 { 44}	670.784 { 50}	279.079 {121}2	257.610 {131}	202.030 {467}
Units	ppm	ppm	ppm	ppm	ppm	ppm	ppm	ppm	ppm
Avg	**.50660**	F **.20174**	**.24597**	**.94833**	**50.512**	**1.0504**	**46.665**	**.47021**	**1.0574**
Stddev	.00035	.00081	.00092	.00132	.140	.0039	.172	.00048	.0005
%RSD	.06859	.40191	.37461	.13890	.27738	.37091	.36897	.10126	.04410
#1	.50636	.20117	.24532	.94926	50.413	1.0476	46.543	.46987	1.0571
#2	.50685	.20231	.24662	.94740	50.611	1.0531	46.787	.47054	1.0577
Check ?	Chk Pass	Chk Fail	Chk Pass	Chk Pass	Chk Pass	Chk Pass	Chk Pass	Chk Pass	Chk Pass
High Limit		.05750							
Low Limit		.04300							

Elem	Na8183	Ni2316	P_1782	Pb2203	S_1820	Sb2068	Se1960	Si2881	Sn1899
Line	818.326 { 41}	231.604 {446}	178.284 {489}	220.353 {453}	182.034 {485}	206.833 {463}	196.090 {472}	288.158 {117}	189.989 {477}
Units	ppm	ppm	ppm	ppm	ppm	ppm	ppm	ppm	ppm
Avg	**51.595**	**.48961**	**10.210**	**.51341**	**2.0724**	**.51327**	**2.0208**	**9.5207**	**1.9222**
Stddev	.366	.00181	.003	.00167	.0027	.00065	.0056	.0306	.0004
%RSD	.70992	.36898	.02563	.32451	.13250	.12720	.27637	.32148	.01847
#1	51.336	.48834	10.208	.51223	2.0743	.51373	2.0168	9.5424	1.9220
#2	51.854	.49089	10.212	.51459	2.0705	.51281	2.0247	9.4991	1.9225
Check ?	Chk Pass	Chk Pass	Chk Pass	Chk Pass	Chk Pass	Chk Pass	Chk Pass	Chk Pass	Chk Pass
High Limit									
Low Limit									

Elem	Sr4077	Th2837	Ti3349	Tl1908	U_3701	V_2924	Zn2062	Zr3391
Line	407.771 { 83}	283.730 {119}	334.904 {101}	190.856 {477}	370.152 { 91}	292.402 {115}	206.200 {163}	339.198 { 99}
Units	ppm	ppm	ppm	ppm	ppm	ppm	ppm	ppm
Avg	**.91147**	**.97736**	**.90161**	**1.9501**	**2.1106**	**.45185**	**.45824**	**.47275**
Stddev	.00198	.00298	.00131	.0058	.0174	.00478	.00065	.00462
%RSD	.21678	.30477	.14509	.29882	.82399	1.0584	.14180	.97649
#1	.91007	.97525	.90069	1.9459	2.0983	.44847	.45778	.46948
#2	.91287	.97946	.90254	1.9542	2.1229	.45523	.45870	.47601
Check ?	Chk Pass	Chk Pass	Chk Pass	Chk Pass	Chk Pass	Chk Pass	Chk Pass	Chk Pass
High Limit								
Low Limit								

Int. Std.	Y_2243	Y_3600	Y_3774
Line	224.306 {450}	360.073 { 94}	377.433 { 89}
Units	Cts/S	Cts/S	Cts/S
Avg	**1460.3**	**31325.**	**5817.3**
Stddev	1.8	9.	17.5
%RSD	.12252	.02864	.30113
#1	1461.6	31331.	5805.0
#2	1459.1	31319.	5829.7

Sample Name: LCSD 280-326001/3-A Acquired: 5/24/2016 1:20:53 Type: Unk
Method: 6500_026(v10) Mode: CONC Corr. Factor: 1.000000
User: kellyca Custom ID1: Custom ID2: Custom ID3:
Comment: 326001 6010B

Elem	Ag3280	Al1670	As1890	B_2089	Ba4554	Be3130	Bi2230	Ca3179	Cd2288
Line	328.068 {103}	167.079 {502}	189.042 {478}	208.959 {461}	455.403 { 74}	313.042 {108}	223.061 {451}	317.933 {106}	228.802 {447}
Units	ppm	ppm	ppm	ppm	ppm	ppm	ppm	ppm	ppm
Avg	**.04773**	**1.9347**	**1.0462**	**1.0969**	**1.9843**	**.04930**	F **2.2715**	**47.911**	**.10499**
Stddev	.00002	.0011	.0043	.0022	.0016	.00005	.0074	.313	.00043
%RSD	.05219	.05524	.41405	.19596	.07872	.09627	.32473	.65240	.40481
#1	.04775	1.9339	1.0493	1.0984	1.9832	.04927	2.2767	47.690	.10469
#2	.04771	1.9354	1.0431	1.0954	1.9854	.04934	2.2663	48.132	.10529
Check ?	Chk Pass	Chk Pass	Chk Pass	Chk Pass	Chk Pass	Chk Pass	Chk Fail	Chk Pass	Chk Pass
High Limit							2.2000		
Low Limit							1.8000		

Elem	Co2286	Cr2055	Cu3247	Fe2599	K_7664	Li6707	Mg2790	Mn2576	Mo2020
Line	228.616 {447}	205.560 {464}	324.754 {104}	259.940 {130}	766.490 { 44}	670.784 { 50}	279.079 {121}2	257.610 {131}	202.030 {467}
Units	ppm	ppm	ppm	ppm	ppm	ppm	ppm	ppm	ppm
Avg	**.51394**	F **.20450**	**.24759**	**.96408**	**51.446**	**1.0685**	**47.099**	**.47587**	**1.0709**
Stddev	.00105	.00100	.00112	.00334	.083	.0017	.173	.00248	.0041
%RSD	.20518	.48758	.45148	.34644	.16148	.15538	.36719	.52028	.38629
#1	.51319	.20520	.24838	.96172	51.387	1.0697	47.222	.47763	1.0738
#2	.51468	.20379	.24680	.96644	51.504	1.0673	46.977	.47412	1.0679
Check ?	Chk Pass	Chk Fail	Chk Pass	Chk Pass	Chk Pass	Chk Pass	Chk Pass	Chk Pass	Chk Pass
High Limit		.05750							
Low Limit		.04300							

Elem	Na8183	Ni2316	P_1782	Pb2203	S_1820	Sb2068	Se1960	Si2881	Sn1899
Line	818.326 { 41}	231.604 {446}	178.284 {489}	220.353 {453}	182.034 {485}	206.833 {463}	196.090 {472}	288.158 {117}	189.989 {477}
Units	ppm	ppm	ppm	ppm	ppm	ppm	ppm	ppm	ppm
Avg	**52.316**	**.49695**	**10.317**	**.51605**	**2.0720**	**.51754**	**2.0391**	**9.6294**	**1.9345**
Stddev	.021	.00245	.009	.00328	.0063	.00117	.0024	.0322	.0090
%RSD	.04109	.49382	.08261	.63598	.30394	.22564	.11574	.33433	.46322
#1	52.331	.49869	10.323	.51837	2.0765	.51837	2.0408	9.6066	1.9408
#2	52.301	.49522	10.310	.51373	2.0676	.51671	2.0374	9.6521	1.9282
Check ?	Chk Pass	Chk Pass	Chk Pass	Chk Pass	Chk Pass	Chk Pass	Chk Pass	Chk Pass	Chk Pass
High Limit									
Low Limit									

Elem	Sr4077	Th2837	Ti3349	Tl1908	U_3701	V_2924	Zn2062	Zr3391
Line	407.771 { 83}	283.730 {119}	334.904 {101}	190.856 {477}	370.152 { 91}	292.402 {115}	206.200 {163}	339.198 { 99}
Units	ppm	ppm	ppm	ppm	ppm	ppm	ppm	ppm
Avg	**.92501**	**.99991**	**.91069**	**1.9646**	**2.1222**	**.45588**	**.46922**	**.47888**
Stddev	.00089	.00476	.00116	.0022	.0043	.00190	.00127	.00134
%RSD	.09642	.47644	.12744	.11350	.20446	.41668	.27093	.27916
#1	.92438	1.0033	.90987	1.9662	2.1253	.45722	.47012	.47793
#2	.92564	.99655	.91151	1.9631	2.1192	.45453	.46832	.47982
Check ?	Chk Pass	Chk Pass	Chk Pass	Chk Pass	Chk Pass	Chk Pass	Chk Pass	Chk Pass
High Limit								
Low Limit								

Int. Std.	Y_2243	Y_3600	Y_3774
Line	224.306 {450}	360.073 { 94}	377.433 { 89}
Units	Cts/S	Cts/S	Cts/S
Avg	**1458.6**	**31393.**	**5856.3**
Stddev	1.3	53.	41.7
%RSD	.08849	.16749	.71221
#1	1459.5	31356.	5885.8
#2	1457.7	31431.	5826.9

Sample Name: 280-83357-A-1-B Acquired: 5/24/2016 1:23:30 Type: Unk
Method: 6500_026(v10) Mode: CONC Corr. Factor: 1.000000
User: kellyca Custom ID1: Custom ID2: Custom ID3:
Comment: 326001 6010B

Elem	Ag3280	Al3092	As1890	B_2089	Ba4554	Be3130	Bi2230	Ca3179	Cd2288
Line	328.068 {103}	309.271 {109}	189.042 {478}	208.959 {461}	455.403 { 74}	313.042 {108}	223.061 {451}	317.933 {106}	228.802 {447}
Units	ppm	ppm	ppm	ppm	ppm	ppm	ppm	ppm	ppm
Avg	**.00310**	**4.5508**	**.88132**	**12.234**	W **14.742**	**.00069**	**.01470**	W **619.97**	**.00419**
Stddev	.00006	.0271	.00498	.056	.230	.00002	.00063	13.03	.00042
%RSD	2.0984	.59561	.56547	.45422	1.5623	2.9789	4.2559	2.1017	10.006
#1	.00305	4.5316	.88485	12.273	14.579	.00070	.01515	610.76	.00448
#2	.00314	4.5699	.87780	12.195	14.904	.00067	.01426	629.18	.00389
Check ?	Chk Pass	Chk Pass	Chk Pass	Chk Pass	Chk Warn	Chk Pass	Chk Pass	Chk Warn	Chk Pass
High Limit					12.000			500.00	
Low Limit					-.01000			-.05000	

Elem	Co2286	Cr2055	Cu3247	Fe2714	K_7664	Li6707	Mg2790	Mn2576	Mo2020
Line	228.616 {447}	205.560 {464}	324.754 {104}	271.441 {124}	766.490 { 44}	670.784 { 50}	279.079 {121}2	257.610 {131}	202.030 {467}
Units	ppm	ppm	ppm	ppm	ppm	ppm	ppm	ppm	ppm
Avg	**.03255**	W **.77129**	**.20242**	**327.78**	W **166.41**	**.13088**	**136.53**	F **21.159**	**.12632**
Stddev	.00046	.00335	.00031	4.65	2.07	.00178	.52	.024	.00123
%RSD	1.4045	.43390	.15071	1.4174	1.2424	1.3598	.37830	.11275	.97639
#1	.03288	.77366	.20264	324.50	164.95	.12963	136.16	21.142	.12545
#2	.03223	.76893	.20221	331.07	167.87	.13214	136.89	21.176	.12719
Check ?	Chk Pass	Chk Warn	Chk Pass	Chk Pass	Chk Warn	Chk Pass	Chk Pass	Chk Fail	Chk Pass
High Limit		.10000			100.00			20.000	
Low Limit		-.01000			-.50000			-.02000	

Elem	Na8183	Ni2316	P_1782	Pb2203	S_1820	Sb2068	Se1960	Si2881	Sn1899
Line	818.326 { 41}	231.604 {446}	178.284 {489}	220.353 {453}	182.034 {485}	206.833 {463}	196.090 {472}	288.158 {117}	189.989 {477}
Units	ppm	ppm	ppm	ppm	ppm	ppm	ppm	ppm	ppm
Avg	W **1158.5**	**.22642**	F **216.27**	**.02013**	F **312.47**	**.07607**	**.04788**	**31.247**	**.04044**
Stddev	12.6	.00232	1.01	.00048	1.35	.00396	.01102	.470	.00103
%RSD	1.0854	1.0243	.46618	2.4075	.43224	5.2073	23.023	1.5044	2.5369
#1	1149.6	.22806	216.99	.01979	313.42	.07327	.04009	30.915	.03972
#2	1167.4	.22478	215.56	.02047	311.51	.07887	.05567	31.579	.04117
Check ?	Chk Warn	Chk Pass	Chk Fail	Chk Pass	Chk Fail	Chk Pass	Chk Pass	Chk Pass	Chk Pass
High Limit	500.00		50.000		200.00				
Low Limit	10.000		-2.0000		-.02000				

Elem	Sr4077	Th2837	Ti3349	Tl1908	U_3701	V_2924	Zn2062	Zr3391
Line	407.771 { 83}	283.730 {119}	334.904 {101}	190.856 {477}	370.152 { 91}	292.402 {115}	206.200 {163}	339.198 { 99}
Units	ppm	ppm	ppm	ppm	ppm	ppm	ppm	ppm
Avg	**9.5484**	**-.00582**	**.31207**	W **-.01130**	**.07523**	**.15359**	**1.2902**	**.00694**
Stddev	.2216	.00247	.00024	.00217	.01572	.00029	.0144	.00042
%RSD	2.3211	42.498	.07752	19.251	20.891	.18609	1.1150	6.1043
#1	9.3917	-.00407	.31190	-.01284	.06412	.15338	1.2801	.00724
#2	9.7051	-.00756	.31224	-.00976	.08635	.15379	1.3004	.00664
Check ?	Chk Pass	Chk Pass	Chk Pass	Chk Warn	Chk Pass	Chk Pass	Chk Pass	Chk Pass
High Limit				5.0000				
Low Limit				-.01000				

Int. Std.	Y_2243	Y_3600	Y_3774
Line	224.306 {450}	360.073 { 94}	377.433 { 89}
Units	Cts/S	Cts/S	Cts/S
Avg	**1227.8**	**26856.**	**5768.1**
Stddev	3.8	51.	71.6
%RSD	.30748	.18930	1.2421
#1	1225.1	26892.	5818.8
#2	1230.4	26821.	5717.5

Sample Name: 280-83357-A-1-Bsd@5 Acquired: 5/24/2016 1:27:01 Type: Unk
Method: 6500_026(v10) Mode: CONC Corr. Factor: 1.000000
User: kellyca Custom ID1: Custom ID2: Custom ID3:
Comment: 326001 6010B

Elem	Ag3280	Al1670	As1890	B_2089	Ba4554	Be3130	Bi2230	Ca3179	Cd2288
Line	328.068 {103}	167.079 {502}	189.042 {478}	208.959 {461}	455.403 { 74}	313.042 {108}	223.061 {451}	317.933 {106}	228.802 {447}
Units	ppm	ppm	ppm	ppm	ppm	ppm	ppm	ppm	ppm
Avg	**.00087**	**.92625**	**.16053**	**2.5979**	**2.9661**	**.00014**	**.00590**	**131.28**	**.00087**
Stddev	.00000	.00405	.00209	.0164	.0151	.00009	.00173	.17	.00021
%RSD	.10178	.43677	1.3014	.63320	.51019	67.965	29.261	.12949	24.063
#1	.00087	.92912	.16201	2.6096	2.9554	.00021	.00712	131.16	.00072
#2	.00087	.92339	.15905	2.5863	2.9768	.00007	.00468	131.40	.00102
Check ?	Chk Pass	Chk Pass	Chk Pass	Chk Pass	Chk Pass	Chk Pass	Chk Pass	Chk Pass	Chk Pass
High Limit									
Low Limit									

Elem	Co2286	Cr2055	Cu3247	Fe2714	K_7664	Li6707	Mg2790	Mn2576	Mo2020
Line	228.616 {447}	205.560 {464}	324.754 {104}	271.441 {124}	766.490 { 44}	670.784 { 50}	279.079 {121}2	257.610 {131}	202.030 {467}
Units	ppm	ppm	ppm	ppm	ppm	ppm	ppm	ppm	ppm
Avg	**.00776**	W **.15535**	**.03715**	**68.284**	**31.551**	**.02480**	**28.880**	**4.6328**	**.02579**
Stddev	.00003	.00212	.00018	.077	.148	.00122	.006	.0021	.00079
%RSD	.42999	1.3663	.47437	.11290	.47045	4.9031	.02143	.04533	3.0746
#1	.00779	.15685	.03727	68.230	31.446	.02394	28.876	4.6343	.02523
#2	.00774	.15385	.03702	68.339	31.656	.02566	28.885	4.6313	.02635
Check ?	Chk Pass	Chk Warn	Chk Pass	Chk Pass	Chk Pass	Chk Pass	Chk Pass	Chk Pass	Chk Pass
High Limit		.10000							
Low Limit		-.01000							

Elem	Na8183	Ni2316	P_1782	Pb2203	S_1820	Sb2068	Se1960	Si2881	Sn1899
Line	818.326 { 41}	231.604 {446}	178.284 {489}	220.353 {453}	182.034 {485}	206.833 {463}	196.090 {472}	288.158 {117}	189.989 {477}
Units	ppm	ppm	ppm	ppm	ppm	ppm	ppm	ppm	ppm
Avg	**222.28**	**.04852**	W **46.434**	**.00360**	**60.635**	**.01472**	**.01527**	**6.1370**	**.00730**
Stddev	1.18	.00025	.384	.00159	.407	.00232	.00412	.0142	.00122
%RSD	.53307	.51598	.82766	44.129	.67079	15.728	26.961	.23199	16.770
#1	221.44	.04870	46.706	.00472	60.922	.01309	.01236	6.1471	.00816
#2	223.12	.04835	46.162	.00248	60.347	.01636	.01818	6.1270	.00643
Check ?	Chk Pass	Chk Pass	Chk Warn	Chk Pass	Chk Pass	Chk Pass	Chk Pass	Chk Pass	Chk Pass
High Limit			45.000						
Low Limit			-1.0000						

Elem	Sr4077	Th2837	Ti3349	Tl1908	U_3701	V_2924	Zn2062	Zr3391
Line	407.771 { 83}	283.730 {119}	334.904 {101}	190.856 {477}	370.152 { 91}	292.402 {115}	206.200 {163}	339.198 { 99}
Units	ppm	ppm	ppm	ppm	ppm	ppm	ppm	ppm
Avg	**1.9622**	**.00071**	**.06136**	**-.00045**	**.02064**	**.03138**	**.27901**	**.00173**
Stddev	.0077	.00046	.00005	.00151	.00076	.00114	.00084	.00185
%RSD	.39249	65.369	.08774	333.41	3.6951	3.6329	.30149	106.97
#1	1.9568	.00038	.06139	-.00152	.02118	.03057	.27961	.00042
#2	1.9677	.00104	.06132	.00061	.02010	.03218	.27842	.00303
Check ?	Chk Pass	Chk Pass	Chk Pass	Chk Pass	Chk Pass	Chk Pass	Chk Pass	Chk Pass
High Limit								
Low Limit								

Int. Std.	Y_2243	Y_3600	Y_3774
Line	224.306 {450}	360.073 { 94}	377.433 { 89}
Units	Cts/S	Cts/S	Cts/S
Avg	**1412.4**	**30658.**	**5972.1**
Stddev	8.0	54.	2.6
%RSD	.56791	.17639	.04319
#1	1406.7	30696.	5970.3
#2	1418.0	30620.	5973.9

Sample Name: 280-83357-A-1-C MS Acquired: 5/24/2016 1:29:49 Type: Unk
Method: 6500_026(v10) Mode: CONC Corr. Factor: 1.000000
User: kellyca Custom ID1: Custom ID2: Custom ID3:
Comment: 326001 6010B

Elem	Ag3280	Al3092	As1890	B_2089	Ba4554	Be3130	Bi2230	Ca3179	Cd2288
Line	328.068 {103}	309.271 {109}	189.042 {478}	208.959 {461}	455.403 { 74}	313.042 {108}	223.061 {451}	317.933 {106}	228.802 {447}
Units	ppm	ppm	ppm	ppm	ppm	ppm	ppm	ppm	ppm
Avg	**.05736**	**8.0216**	**2.0423**	**13.538**	W **16.561**	**.04695**	**2.3945**	W **667.21**	**.11669**
Stddev	.00045	.1834	.0236	.049	.331	.00086	.0169	14.20	.00003
%RSD	.78779	2.2862	1.1576	.36420	1.9983	1.8245	.70686	2.1276	.02223
#1	.05704	7.8919	2.0590	13.573	16.327	.04634	2.4065	657.17	.11667
#2	.05768	8.1512	2.0256	13.504	16.795	.04755	2.3825	677.25	.11670
Check ?	Chk Pass	Chk Pass	Chk Pass	Chk Pass	Chk Warn	Chk Pass	Chk Pass	Chk Warn	Chk Pass
High Limit					12.000			500.00	
Low Limit					-.01000			-.05000	

Elem	Co2286	Cr2055	Cu3247	Fe2714	K_7664	Li6707	Mg2790	Mn2576	Mo2020
Line	228.616 {447}	205.560 {464}	324.754 {104}	271.441 {124}	766.490 { 44}	670.784 { 50}	279.079 {121}2	257.610 {131}	202.030 {467}
Units	ppm	ppm	ppm	ppm	ppm	ppm	ppm	ppm	ppm
Avg	**.50425**	W **.98820**	**.48520**	**331.83**	W **221.72**	**1.2814**	**185.43**	F **22.164**	**1.1405**
Stddev	.00393	.00496	.00383	7.69	3.47	.0181	2.21	.171	.0026
%RSD	.77936	.50143	.78990	2.3184	1.5653	1.4137	1.1943	.77071	.22417
#1	.50703	.99171	.48249	326.39	219.26	1.2686	183.87	22.043	1.1423
#2	.50148	.98470	.48791	337.27	224.17	1.2943	187.00	22.285	1.1387
Check ?	Chk Pass	Chk Warn	Chk Pass	Chk Pass	Chk Warn	Chk Pass	Chk Pass	Chk Fail	Chk Pass
High Limit		.10000			100.00			20.000	
Low Limit		-.01000			-.50000			-.02000	

Elem	Na8183	Ni2316	P_1782	Pb2203	S_1820	Sb2068	Se1960	Si2881	Sn1899
Line	818.326 { 41}	231.604 {446}	178.284 {489}	220.353 {453}	182.034 {485}	206.833 {463}	196.090 {472}	288.158 {117}	189.989 {477}
Units	ppm	ppm	ppm	ppm	ppm	ppm	ppm	ppm	ppm
Avg	W **1228.7**	**.67525**	F **228.85**	**.46986**	F **323.14**	**.60694**	**2.4039**	**44.238**	**1.7281**
Stddev	23.4	.00287	1.05	.00589	1.40	.01247	.0222	.925	.0115
%RSD	1.9008	.42476	.46021	1.2536	.43447	2.0544	.92158	2.0907	.66233
#1	1212.2	.67728	229.59	.47402	324.13	.61576	2.4196	43.584	1.7362
#2	1245.2	.67322	228.10	.46569	322.14	.59813	2.3883	44.892	1.7200
Check ?	Chk Warn	Chk Pass	Chk Fail	Chk Pass	Chk Fail	Chk Pass	Chk Pass	Chk Pass	Chk Pass
High Limit	500.00		50.000		200.00				
Low Limit	10.000		-2.0000		-.02000				

Elem	Sr4077	Th2837	Ti3349	Tl1908	U_3701	V_2924	Zn2062	Zr3391
Line	407.771 { 83}	283.730 {119}	334.904 {101}	190.856 {477}	370.152 { 91}	292.402 {115}	206.200 {163}	339.198 { 99}
Units	ppm	ppm	ppm	ppm	ppm	ppm	ppm	ppm
Avg	W **10.584**	**.46044**	**.97474**	**1.4527**	**2.1053**	**.61822**	**1.7410**	**.12366**
Stddev	.230	.00152	.00807	.0063	.0129	.00628	.0168	.00302
%RSD	2.1761	.33112	.82788	.43647	.61119	1.0158	.96263	2.4399
#1	10.421	.45936	.96903	1.4572	2.1144	.61378	1.7292	.12153
#2	10.746	.46152	.98044	1.4482	2.0962	.62266	1.7529	.12579
Check ?	Chk Warn	Chk Pass	Chk Pass	Chk Pass	Chk Pass	Chk Pass	Chk Pass	Chk Pass
High Limit	10.000							
Low Limit	-.01000							

Int. Std.	Y_2243	Y_3600	Y_3774
Line	224.306 {450}	360.073 { 94}	377.433 { 89}
Units	Cts/S	Cts/S	Cts/S
Avg	**1210.4**	**26394.**	**5770.1**
Stddev	3.8	211.	85.4
%RSD	.31133	.79946	1.4792
#1	1207.7	26543.	5830.5
#2	1213.0	26245.	5709.8

Sample Name: 280-83357-A-1-D MSD Acquired: 5/24/2016 1:33:15 Type: Unk
Method: 6500_026(v10) Mode: CONC Corr. Factor: 1.000000
User: kellyca Custom ID1: Custom ID2: Custom ID3:
Comment: 326001 6010B

Elem	Ag3280	Al3092	As1890	B_2089	Ba4554	Be3130	Bi2230	Ca3179	Cd2288
Line	328.068 {103}	309.271 {109}	189.042 {478}	208.959 {461}	455.403 { 74}	313.042 {108}	223.061 {451}	317.933 {106}	228.802 {447}
Units	ppm	ppm	ppm	ppm	ppm	ppm	ppm	ppm	ppm
Avg	**.05509**	**7.8264**	**2.0195**	**13.405**	W **16.397**	**.04639**	**2.3424**	W **666.62**	**.11416**
Stddev	.00009	.0990	.0004	.006	.418	.00081	.0028	10.77	.00050
%RSD	.16629	1.2650	.01924	.04850	2.5485	1.7384	.11994	1.6158	.43447
#1	.05502	7.7564	2.0198	13.400	16.102	.04582	2.3444	659.00	.11381
#2	.05515	7.8964	2.0193	13.410	16.693	.04696	2.3404	674.23	.11451
Check ?	Chk Pass	Chk Pass	Chk Pass	Chk Pass	Chk Warn	Chk Pass	Chk Pass	Chk Warn	Chk Pass
High Limit					12.000			500.00	
Low Limit					-.01000			-.05000	

Elem	Co2286	Cr2055	Cu3247	Fe2714	K_7664	Li6707	Mg2790	Mn2576	Mo2020
Line	228.616 {447}	205.560 {464}	324.754 {104}	271.441 {124}	766.490 { 44}	670.784 { 50}	279.079 {121}2	257.610 {131}	202.030 {467}
Units	ppm	ppm	ppm	ppm	ppm	ppm	ppm	ppm	ppm
Avg	**.49415**	W **.97216**	**.46796**	**328.72**	W **218.53**	**1.2573**	**180.66**	F **21.811**	**1.1164**
Stddev	.00116	.00030	.00088	4.62	2.90	.0192	.03	.032	.0005
%RSD	.23484	.03128	.18871	1.4049	1.3292	1.5250	.01499	.14552	.04877
#1	.49497	.97195	.46734	325.45	216.47	1.2437	180.65	21.833	1.1168
#2	.49333	.97238	.46858	331.98	220.58	1.2708	180.68	21.788	1.1161
Check ?	Chk Pass	Chk Warn	Chk Pass	Chk Pass	Chk Warn	Chk Pass	Chk Pass	Chk Fail	Chk Pass
High Limit		.10000			100.00			20.000	
Low Limit		-.01000			-.50000			-.02000	

Elem	Na8183	Ni2316	P_1782	Pb2203	S_1820	Sb2068	Se1960	Si2881	Sn1899
Line	818.326 { 41}	231.604 {446}	178.284 {489}	220.353 {453}	182.034 {485}	206.833 {463}	196.090 {472}	288.158 {117}	189.989 {477}
Units	ppm	ppm	ppm	ppm	ppm	ppm	ppm	ppm	ppm
Avg	W **1213.7**	**.66645**	F **225.57**	**.46063**	F **317.75**	**.59631**	**2.3578**	**47.032**	**1.6726**
Stddev	18.6	.00188	.03	.00534	.27	.00324	.0076	.578	.0013
%RSD	1.5316	.28232	.01511	1.1589	.08603	.54379	.32369	1.2294	.07746
#1	1200.6	.66778	225.60	.46441	317.95	.59860	2.3524	46.623	1.6717
#2	1226.8	.66512	225.55	.45686	317.56	.59402	2.3632	47.441	1.6735
Check ?	Chk Warn	Chk Pass	Chk Fail	Chk Pass	Chk Fail	Chk Pass	Chk Pass	Chk Pass	Chk Pass
High Limit	500.00		50.000		200.00				
Low Limit	10.000		-2.0000		-.02000				

Elem	Sr4077	Th2837	Ti3349	Tl1908	U_3701	V_2924	Zn2062	Zr3391
Line	407.771 { 83}	283.730 {119}	334.904 {101}	190.856 {477}	370.152 { 91}	292.402 {115}	206.200 {163}	339.198 { 99}
Units	ppm	ppm	ppm	ppm	ppm	ppm	ppm	ppm
Avg	W **10.440**	**.41630**	**.94217**	**1.4191**	**2.0175**	**.60053**	**1.7118**	**.11190**
Stddev	.170	.00758	.00059	.0084	.0043	.00234	.0006	.00265
%RSD	1.6293	1.8200	.06305	.59564	.21583	.38938	.03814	2.3696
#1	10.320	.42166	.94259	1.4132	2.0144	.60218	1.7113	.11002
#2	10.560	.41094	.94175	1.4251	2.0206	.59888	1.7123	.11377
Check ?	Chk Warn	Chk Pass	Chk Pass	Chk Pass	Chk Pass	Chk Pass	Chk Pass	Chk Pass
High Limit	10.000							
Low Limit	-.01000							

Int. Std.	Y_2243	Y_3600	Y_3774
Line	224.306 {450}	360.073 { 94}	377.433 { 89}
Units	Cts/S	Cts/S	Cts/S
Avg	**1212.8**	**26711.**	**5746.1**
Stddev	2.0	39.	46.3
%RSD	.16507	.14526	.80549
#1	1211.4	26738.	5778.9
#2	1214.3	26683.	5713.4

Sample Name: 280-83357-D-2-B Acquired: 5/24/2016 1:36:42 Type: Unk
Method: 6500_026(v10) Mode: CONC Corr. Factor: 1.000000
User: kellyca Custom ID1: Custom ID2: Custom ID3:
Comment: 326001 6010B

Elem	Ag3280	Al1670	As1890	B_2089	Ba4554	Be3130	Bi2230	Ca3179	Cd2288
Line	328.068 {103}	167.079 {502}	189.042 {478}	208.959 {461}	455.403 { 74}	313.042 {108}	223.061 {451}	317.933 {106}	228.802 {447}
Units	ppm	ppm	ppm	ppm	ppm	ppm	ppm	ppm	ppm
Avg	**.00012**	**.01928**	**.03533**	**12.341**	**.41335**	**-.00008**	**.00132**	**401.46**	**.00016**
Stddev	.00019	.00003	.00137	.028	.00167	.00002	.00104	1.94	.00018
%RSD	154.85	.13809	3.8918	.22639	.40433	20.864	78.783	.48295	111.20
#1	-.00001	.01926	.03630	12.321	.41217	-.00009	.00205	400.09	.00029
#2	.00025	.01930	.03435	12.361	.41453	-.00006	.00058	402.83	.00003
Check ?	Chk Pass	Chk Pass	Chk Pass	Chk Pass	Chk Pass	Chk Pass	Chk Pass	Chk Pass	Chk Pass
High Limit									
Low Limit									

Elem	Co2286	Cr2055	Cu3247	Fe2599	K_7664	Li6707	Mg2790	Mn2576	Mo2020
Line	228.616 {447}	205.560 {464}	324.754 {104}	259.940 {130}	766.490 { 44}	670.784 { 50}	279.079 {121}2	257.610 {131}	202.030 {467}
Units	ppm	ppm	ppm	ppm	ppm	ppm	ppm	ppm	ppm
Avg	**.01044**	**.01306**	**.00094**	**.44476**	W **153.90**	**.13307**	**126.91**	**.01343**	**.04777**
Stddev	.00007	.00032	.00064	.00359	.74	.00155	.27	.00103	.00085
%RSD	.70412	2.4850	67.942	.80651	.48023	1.1660	.21213	7.6757	1.7761
#1	.01049	.01283	.00139	.44730	153.38	.13197	127.10	.01416	.04717
#2	.01039	.01329	.00049	.44223	154.43	.13416	126.72	.01270	.04837
Check ?	Chk Pass	Chk Pass	Chk Pass	Chk Pass	Chk Warn	Chk Pass	Chk Pass	Chk Pass	Chk Pass
High Limit					100.00				
Low Limit					-.50000				

Elem	Na8183	Ni2316	P_1782	Pb2203	S_1820	Sb2068	Se1960	Si2881	Sn1899
Line	818.326 { 41}	231.604 {446}	178.284 {489}	220.353 {453}	182.034 {485}	206.833 {463}	196.090 {472}	288.158 {117}	189.989 {477}
Units	ppm	ppm	ppm	ppm	ppm	ppm	ppm	ppm	ppm
Avg	W **1234.6**	**.04078**	**2.3333**	W **-.00410**	F **278.17**	**.03497**	**.01090**	**23.096**	**-.00168**
Stddev	5.0	.00026	.0031	.00069	.54	.00171	.01033	.173	.00161
%RSD	.40436	.64310	.13285	16.816	.19466	4.8775	94.780	.75099	95.857
#1	1231.1	.04096	2.3355	-.00361	277.79	.03377	.01820	22.974	-.00054
#2	1238.1	.04059	2.3311	-.00458	278.55	.03618	.00359	23.219	-.00282
Check ?	Chk Warn	Chk Pass	Chk Pass	Chk Warn	Chk Fail	Chk Pass	Chk Pass	Chk Pass	Chk Pass
High Limit	500.00			10.000	200.00				
Low Limit	10.000			-.00300	-.02000				

Elem	Sr4077	Th2837	Ti3349	Tl1908	U_3701	V_2924	Zn2062	Zr3391
Line	407.771 { 83}	283.730 {119}	334.904 {101}	190.856 {477}	370.152 { 91}	292.402 {115}	206.200 {163}	339.198 { 99}
Units	ppm	ppm	ppm	ppm	ppm	ppm	ppm	ppm
Avg	**3.8997**	**-.00016**	**.00180**	**.00186**	**.03163**	**.00600**	**.01410**	**.00161**
Stddev	.0155	.00110	.00004	.00140	.01625	.00054	.00068	.00059
%RSD	.39698	685.24	2.3751	75.364	51.363	8.9740	4.8238	36.729
#1	3.8887	.00061	.00183	.00285	.02014	.00639	.01458	.00119
#2	3.9106	-.00093	.00177	.00087	.04312	.00562	.01362	.00203
Check ?	Chk Pass	Chk Pass	Chk Pass	Chk Pass	Chk Pass	Chk Pass	Chk Pass	Chk Pass
High Limit								
Low Limit								

Int. Std.	Y_2243	Y_3600	Y_3774
Line	224.306 {450}	360.073 { 94}	377.433 { 89}
Units	Cts/S	Cts/S	Cts/S
Avg	**1279.9**	**27391.**	**5613.7**
Stddev	4.3	16.	8.2
%RSD	.33836	.05934	.14693
#1	1283.0	27403.	5619.5
#2	1276.9	27380.	5607.8

Sample Name: 280-83357-D-3-B Acquired: 5/24/2016 1:39:55 Type: Unk
Method: 6500_026(v10) Mode: CONC Corr. Factor: 1.000000
User: kellyca Custom ID1: Custom ID2: Custom ID3:
Comment: 326001 6010B

Elem	Ag3280	Al1670	As1890	B_2089	Ba4554	Be3130	Bi2230	Ca3179	Cd2288
Line	328.068 {103}	167.079 {502}	189.042 {478}	208.959 {461}	455.403 { 74}	313.042 {108}	223.061 {451}	317.933 {106}	228.802 {447}
Units	ppm	ppm	ppm	ppm	ppm	ppm	ppm	ppm	ppm
Avg	**.00012**	**.06945**	**.05905**	**12.969**	**.73289**	**-.00001**	**.00132**	**408.66**	**.00057**
Stddev	.00032	.00214	.00122	.023	.00243	.00007	.00159	.40	.00026
%RSD	276.11	3.0793	2.0596	.17609	.33187	481.32	120.80	.09846	46.029
#1	-.00011	.06794	.05819	12.953	.73117	-.00006	.00019	408.95	.00038
#2	.00035	.07097	.05991	12.985	.73461	.00003	.00244	408.38	.00075
Check ?	Chk Pass	Chk Pass	Chk Pass	Chk Pass	Chk Pass	Chk Pass	Chk Pass	Chk Pass	Chk Pass
High Limit									
Low Limit									

Elem	Co2286	Cr2055	Cu3247	Fe2599	K_7664	Li6707	Mg2790	Mn2576	Mo2020
Line	228.616 {447}	205.560 {464}	324.754 {104}	259.940 {130}	766.490 { 44}	670.784 { 50}	279.079 {121}2	257.610 {131}	202.030 {467}
Units	ppm	ppm	ppm	ppm	ppm	ppm	ppm	ppm	ppm
Avg	**.01066**	**.02503**	**.00532**	**8.3881**	W **154.93**	**.13593**	**129.84**	**.77761**	**.05216**
Stddev	.00008	.00003	.00018	.0076	.29	.00020	.07	.00230	.00048
%RSD	.72854	.11293	3.3561	.09018	.18837	.14540	.05525	.29566	.92938
#1	.01071	.02505	.00519	8.3828	154.72	.13607	129.79	.77599	.05181
#2	.01061	.02501	.00544	8.3935	155.14	.13579	129.89	.77924	.05250
Check ?	Chk Pass	Chk Pass	Chk Pass	Chk Pass	Chk Warn	Chk Pass	Chk Pass	Chk Pass	Chk Pass
High Limit					100.00				
Low Limit					-.50000				

Elem	Na8183	Ni2316	P_1782	Pb2203	S_1820	Sb2068	Se1960	Si2881	Sn1899
Line	818.326 { 41}	231.604 {446}	178.284 {489}	220.353 {453}	182.034 {485}	206.833 {463}	196.090 {472}	288.158 {117}	189.989 {477}
Units	ppm	ppm	ppm	ppm	ppm	ppm	ppm	ppm	ppm
Avg	W **978.65**	**.04536**	**1.4396**	W **-.00482**	F **287.68**	**.03426**	**.02380**	**24.261**	**-.00124**
Stddev	4.69	.00054	.0115	.00461	.25	.00374	.00017	.089	.00112
%RSD	.47872	1.1911	.79919	95.584	.08742	10.909	.69777	.36713	90.558
#1	975.33	.04574	1.4478	-.00156	287.50	.03691	.02392	24.198	-.00203
#2	981.96	.04498	1.4315	-.00808	287.85	.03162	.02369	24.324	-.00045
Check ?	Chk Warn	Chk Pass	Chk Pass	Chk Warn	Chk Fail	Chk Pass	Chk Pass	Chk Pass	Chk Pass
High Limit	500.00			10.000	200.00				
Low Limit	10.000			-.00300	-.02000				

Elem	Sr4077	Th2837	Ti3349	Tl1908	U_3701	V_2924	Zn2062	Zr3391
Line	407.771 { 83}	283.730 {119}	334.904 {101}	190.856 {477}	370.152 { 91}	292.402 {115}	206.200 {163}	339.198 { 99}
Units	ppm	ppm	ppm	ppm	ppm	ppm	ppm	ppm
Avg	**4.0594**	**-.00013**	**.00870**	**-.00013**	**.02210**	**.01134**	**.01596**	**.00078**
Stddev	.0142	.00104	.00004	.00186	.01213	.00075	.00043	.00010
%RSD	.35013	821.87	.43996	1403.3	54.866	6.6404	2.6882	13.115
#1	4.0494	-.00086	.00873	-.00144	.03068	.01081	.01627	.00071
#2	4.0695	.00061	.00868	.00118	.01353	.01188	.01566	.00086
Check ?	Chk Pass	Chk Pass	Chk Pass	Chk Pass	Chk Pass	Chk Pass	Chk Pass	Chk Pass
High Limit								
Low Limit								

Int. Std.	Y_2243	Y_3600	Y_3774
Line	224.306 {450}	360.073 { 94}	377.433 { 89}
Units	Cts/S	Cts/S	Cts/S
Avg	**1273.3**	**27533.**	**5637.6**
Stddev	1.4	75.	18.6
%RSD	.11166	.27184	.33048
#1	1274.4	27586.	5650.8
#2	1272.3	27480.	5624.5

Sample Name: ccvh-3900196 Acquired: 5/24/2016 1:43:10 Type: QC
Method: 6500_026(v10) Mode: CONC Corr. Factor: 1.000000
User: kellyca Custom ID1: Custom ID2: Custom ID3:
Comment:

Elem	Ag3280	Al3092	As1890	B_2089	Ba4554	Be3130	Bi2230	Ca3179	Cd2288	Co2286	Cr2055	Cu3247	Fe2714
Units	ppm	ppm	ppm	ppm	ppm	ppm	ppm	ppm	ppm	ppm	ppm	ppm	ppm
Avg	**-.00058**	**45.634**	**-.00229**	**.04709**	**.00213**	**.00125**	**1.0767**	**-.01891**	**.00047**	**.00526**	**.00104**	**.00525**	**45.844**
Stddev	.00044	.064	.00197	.00180	.00004	.00000	.0024	.00207	.00026	.00011	.00007	.00018	.239
%RSD	74.645	.13930	86.325	3.8288	1.9498	.13383	.22556	10.935	56.393	2.1050	6.4719	3.3973	.52060
#1	-.00089	45.589	-.00368	.04837	.00210	.00125	1.0784	-.01745	.00028	.00534	.00109	.00512	45.675
#2	-.00028	45.679	-.00089	.04582	.00215	.00125	1.0750	-.02037	.00066	.00519	.00100	.00537	46.013
Check ?	None	Chk Pass	None	None	None	None	Chk Pass	None	None	None	None	None	Chk Pass
Value													
Range													

Elem	K_7664	Li6707	Mg2790	Mn2576	Mo2020	Na8183	Ni2316	P_1782	Pb2203	S_1820	Sb2068	Se1960	Si2881
Units	ppm	ppm	ppm	ppm	ppm	ppm	ppm	ppm	ppm	ppm	ppm	ppm	ppm
Avg	**.71020**	**.00303**	**.23024**	**.00119**	**-.00072**	**251.30**	**.00090**	**.03036**	**.00066**	**5.0553**	**.00417**	**.02011**	**.04161**
Stddev	.05961	.00095	.00483	.00001	.00016	1.13	.00039	.00344	.00029	.0373	.00196	.00394	.01306
%RSD	8.3928	31.346	2.0959	.55498	22.669	.45054	43.298	11.339	44.323	.73716	46.864	19.612	31.389
#1	.75235	.00236	.22682	.00119	-.00083	250.50	.00063	.02792	.00046	5.0817	.00279	.01732	.03237
#2	.66806	.00370	.23365	.00120	-.00060	252.11	.00118	.03279	.00087	5.0290	.00556	.02289	.05085
Check ?	None	None	None	None	None	Chk Pass	None	None	None	Chk Pass	None	None	None
Value													
Range													

Elem	Sn1899	Sr4077	Th2837	Ti3349	Tl1908	U_3701	V_2924	Zn2062	Zr3391
Units	ppm	ppm	ppm	ppm	ppm	ppm	ppm	ppm	ppm
Avg	**.00242**	**.00198**	**4.8758**	**.02649**	**.00192**	**10.111**	**-.01492**	**-.00139**	**-.02118**
Stddev	.00238	.00005	.0006	.00032	.00071	.001	.00027	.00139	.00126
%RSD	98.144	2.6984	.01184	1.2101	37.015	.00997	1.8104	100.40	5.9677
#1	.00410	.00202	4.8762	.02626	.00141	10.110	-.01473	-.00040	-.02207
#2	.00074	.00195	4.8754	.02672	.00242	10.112	-.01511	-.00237	-.02028
Check ?	None	None	Chk Pass	None	None	Chk Pass	None	None	None
Value									
Range									

Int. Std.	Y_2243	Y_3600	Y_3774
Units	Cts/S	Cts/S	Cts/S
Avg	**1477.0**	**31536.**	**5795.8**
Stddev	5.9	2.	18.7
%RSD	.40040	.00476	.32246
#1	1472.8	31537.	5782.6
#2	1481.2	31535.	5809.0

Sample Name: ccv-3900195 Acquired: 5/24/2016 1:46:02 Type: QC
Method: 6500_026(v10) Mode: CONC Corr. Factor: 1.000000
User: kellyca Custom ID1: Custom ID2: Custom ID3:
Comment:

Elem	Ag3280	Al1670	As1890	B_2089	Ba4554	Be3130	Bi2230	Ca3179	Cd2288	Co2286	Cr2055	Cu3247
Units	ppm	ppm	ppm	ppm	ppm	ppm	ppm	ppm	ppm	ppm	ppm	ppm
Avg	**.48387**	**.52361**	**1.0400**	F **.59247**	**.49397**	**.49723**	**.00089**	**4.8994**	**.53609**	**.52841**	**.51463**	**.49467**
Stddev	.00552	.00106	.0012	.00264	.00094	.00091	.00091	.0255	.00225	.00058	.00011	.00534
%RSD	1.1411	.20294	.11830	.44481	.18937	.18322	102.34	.52108	.41986	.11005	.02065	1.0800
#1	.47996	.52285	1.0409	.59433	.49330	.49658	.00154	4.8814	.53768	.52882	.51471	.49089
#2	.48777	.52436	1.0391	.59061	.49463	.49787	.00025	4.9175	.53450	.52800	.51456	.49845
Check ?	Chk Pass	Chk Pass	Chk Pass	Chk Fail	Chk Pass	Chk Pass	None	Chk Pass	Chk Pass	Chk Pass	Chk Pass	Chk Pass
Value				.50000								
Range				10.000%								

Elem	Fe2599	K_7664	Li6707	Mg2790	Mn2576	Mo2020	Na5895	Ni2316	P_1782	Pb2203	S_1820	Sb2068
Units	ppm	ppm	ppm	ppm	ppm	ppm	ppm	ppm	ppm	ppm	ppm	ppm
Avg	**2.4630**	**50.717**	**1.0546**	**19.539**	**.49470**	**.52287**	**5.3406**	**.50982**	**1.0391**	**1.0724**	**.00387**	**1.0181**
Stddev	.0010	.094	.0019	.200	.00534	.00148	.0087	.00111	.0077	.0000	.00585	.0069
%RSD	.03960	.18544	.18095	1.0239	1.0800	.28303	.16353	.21703	.74398	.00349	151.17	.67775
#1	2.4637	50.651	1.0533	19.398	.49092	.52392	5.3344	.51060	1.0445	1.0724	-.00027	1.0230
#2	2.4623	50.784	1.0560	19.681	.49848	.52182	5.3467	.50904	1.0336	1.0724	.00800	1.0132
Check ?	Chk Pass	Chk Pass	Chk Pass	Chk Pass	Chk Pass	Chk Pass	Chk Pass	Chk Pass	Chk Pass	Chk Pass	None	Chk Pass
Value												
Range												

Elem	Se1960	Si2881	Sn1899	Sr4077	Th2837	Ti3349	Tl1908	U_3701	V_2924	Zn2062	Zr3391
Units	ppm	ppm	ppm	ppm	ppm	ppm	ppm	ppm	ppm	ppm	ppm
Avg	**1.0466**	**4.9502**	**1.0003**	**.46595**	**.00527**	**.46052**	**1.0373**	**.01598**	**.46616**	**.48989**	**.48854**
Stddev	.0041	.0106	.0036	.00062	.00024	.00488	.0048	.02794	.00471	.00747	.00216
%RSD	.39127	.21305	.35858	.13339	4.5410	1.0604	.46281	174.79	1.0098	1.5253	.44315
#1	1.0495	4.9427	.99779	.46551	.00510	.45707	1.0407	-.00377	.46283	.48460	.48701
#2	1.0437	4.9576	1.0029	.46639	.00544	.46398	1.0339	.03574	.46949	.49517	.49007
Check ?	Chk Pass	Chk Pass	Chk Pass	Chk Pass	None	Chk Pass	Chk Pass	None	Chk Pass	Chk Pass	Chk Pass
Value											
Range											

Int. Std.	Y_2243	Y_3600	Y_3774
Units	Cts/S	Cts/S	Cts/S
Avg	**1531.1**	**32410.**	**5862.5**
Stddev	2.0	274.	18.3
%RSD	.13015	.84480	.31268
#1	1529.7	32604.	5875.5
#2	1532.5	32216.	5849.5

Sample Name: ccb Acquired: 5/24/2016 1:48:40 Type: QC
Method: 6500_026(v10) Mode: CONC Corr. Factor: 1.000000
User: kellyca Custom ID1: Custom ID2: Custom ID3:
Comment:

Elem	Ag3280	Al1670	As1890	B_2089	Ba4554	Be3130	Bi2230	Ca3179	Cd2288	Co2286	Cr2055
Units	ppm	ppm	ppm	ppm	ppm	ppm	ppm	ppm	ppm	ppm	ppm
Avg	**.00048**	**-.00059**	**.00268**	F **.02695**	**.00052**	**.00007**	**.00385**	**.00766**	**-.00030**	**-.00013**	**-.00011**
Stddev	.00022	.00083	.00155	.00005	.00009	.00004	.00201	.00144	.00003	.00016	.00006
%RSD	46.927	140.58	58.043	.20360	16.346	53.634	52.233	18.796	10.232	127.15	51.630
#1	.00032	-.00000	.00158	.02698	.00058	.00004	.00243	.00665	-.00028	-.00024	-.00007
#2	.00064	-.00118	.00377	.02691	.00046	.00009	.00527	.00868	-.00032	-.00001	-.00015
Check ?	Chk Pass	Chk Pass	Chk Pass	Chk Fail	Chk Pass	Chk Pass	None	Chk Pass	Chk Pass	Chk Pass	Chk Pass
High Limit				.00312							
Low Limit				-.00312							

Elem	Cu3247	Fe2599	K_7664	Li6707	Mg2790	Mn2576	Mo2020	Na5895	Ni2316	P_1782	Pb2203
Units	ppm	ppm	ppm	ppm	ppm	ppm	ppm	ppm	ppm	ppm	ppm
Avg	W **-.00162**	**.01347**	W **.26092**	**-.00120**	**.00420**	W **.00034**	**.00109**	W **.11213**	**.00021**	F **.01507**	**.00212**
Stddev	.00013	.00106	.02484	.00002	.00624	.00005	.00018	.01015	.00041	.00085	.00043
%RSD	8.2150	7.8509	9.5219	1.7066	148.61	15.448	16.775	9.0530	198.65	5.6258	20.355
#1	-.00152	.01272	.27849	-.00122	.00861	.00030	.00096	.10495	-.00008	.01447	.00182
#2	-.00171	.01422	.24335	-.00119	-.00021	.00038	.00122	.11931	.00050	.01567	.00243
Check ?	Chk Warn	Chk Pass	Chk Warn	Chk Pass	Chk Pass	Chk Warn	Chk Pass	Chk Warn	Chk Pass	Chk Fail	Chk Pass
High Limit	.00136		.23700			.00025		.09160		.01000	
Low Limit	-.00136		-.23700			-.00025		-.09160		-.01000	

Elem	S_1820	Sb2068	Se1960	Si2881	Sn1899	Sr4077	Th2837	Ti3349	Tl1908	U_3701	V_2924
Units	ppm	ppm	ppm	ppm	ppm	ppm	ppm	ppm	ppm	ppm	ppm
Avg	**.01145**	W **.00480**	W **.00853**	**.01524**	**-.00108**	**.00027**	**.00220**	**.00042**	**.00217**	**.01121**	**-.00004**
Stddev	.00419	.00041	.00384	.00140	.00146	.00004	.00051	.00017	.00071	.02535	.00004
%RSD	36.570	8.5287	44.957	9.1705	134.43	14.357	23.038	39.983	32.478	226.17	87.049
#1	.00849	.00451	.01124	.01623	-.00005	.00029	.00256	.00054	.00168	.02913	-.00002
#2	.01441	.00509	.00582	.01425	-.00212	.00024	.00184	.00030	.00267	-.00672	-.00007
Check ?	None	Chk Warn	Chk Warn	Chk Pass	Chk Pass	Chk Pass	Chk Pass	Chk Pass	Chk Pass	Chk Pass	Chk Pass
High Limit		.00314	.00486								
Low Limit		-.00314	-.00486								

Elem	Zn2062	Zr3391
Units	ppm	ppm
Avg	**.00058**	**.00014**
Stddev	.00051	.00038
%RSD	86.630	271.02
#1	.00094	.00041
#2	.00023	-.00013
Check ?	Chk Pass	Chk Pass
High Limit		
Low Limit		

Int. Std.	Y_2243	Y_3600	Y_3774
Units	Cts/S	Cts/S	Cts/S
Avg	**1559.0**	**33573.**	**5852.6**
Stddev	11.2	43.	23.1
%RSD	.71804	.12662	.39479
#1	1566.9	33603.	5868.9
#2	1551.1	33543.	5836.2

Sample Name: ccvl-3907489 Acquired: 5/24/2016 1:51:28 Type: QC
Method: 6500_026(v10) Mode: CONC Corr. Factor: 1.000000
User: kellyca Custom ID1: Custom ID2: Custom ID3:
Comment:

Elem	Ag3280	Al1670	As1890	B_2089	Ba4554	Be3130	Bi2230	Ca3179	Cd2288	Co2286	Cr2055	Cu3247
Units	ppm	ppm	ppm	ppm	ppm	ppm	ppm	ppm	ppm	ppm	ppm	ppm
Avg	**.01027**	**.10682**	**.01614**	**.12833**	**.01009**	**.00092**	**.11815**	**.19293**	**.00513**	**.01046**	**.01048**	**.01295**
Stddev	.00054	.00088	.00259	.00035	.00000	.00001	.00283	.00139	.00002	.00036	.00004	.00021
%RSD	5.3017	.81983	16.024	.27505	.04499	1.4790	2.3948	.71962	.44234	3.4879	.34691	1.6465
#1	.01065	.10620	.01797	.12808	.01009	.00093	.11615	.19194	.00511	.01072	.01045	.01280
#2	.00988	.10744	.01431	.12858	.01010	.00091	.12015	.19391	.00514	.01020	.01050	.01310
Check ?	Chk Pass	Chk Pass	Chk Pass	Chk Pass	Chk Pass	Chk Pass	Chk Pass	Chk Pass	Chk Pass	Chk Pass	Chk Pass	Chk Pass
Value												
Range												

Elem	Fe2599	K_7664	Li6707	Mg2790	Mn2576	Mo2020	Na5895	Ni2316	P_1782	Pb2203	S_1820	Sb2068
Units	ppm	ppm	ppm	ppm	ppm	ppm	ppm	ppm	ppm	ppm	ppm	ppm
Avg	**.10362**	**3.1419**	**.00966**	**.20128**	**.01014**	**.02102**	F **1.3850**	**.04088**	**2.8763**	**.01137**	**.00366**	**.02418**
Stddev	.00262	.0300	.00042	.00268	.00011	.00003	.0110	.00027	.0006	.00019	.00066	.00132
%RSD	2.5259	.95310	4.3124	1.3328	1.1235	.14215	.79286	.65090	.02068	1.6388	17.928	5.4419
#1	.10177	3.1631	.00996	.19938	.01022	.02100	1.3773	.04107	2.8767	.01124	.00412	.02325
#2	.10547	3.1207	.00937	.20318	.01006	.02104	1.3928	.04069	2.8758	.01151	.00319	.02511
Check ?	Chk Pass	Chk Pass	Chk Pass	Chk Pass	Chk Pass	Chk Pass	Chk Fail	Chk Pass	Chk Pass	Chk Pass	None	Chk Pass
Value							1.0000					
Range							30.000%					

Elem	Se1960	Si2881	Sn1899	Sr4077	Th2837	Ti3349	Tl1908	U_3701	V_2924	Zn2062	Zr3391
Units	ppm	ppm	ppm	ppm	ppm	ppm	ppm	ppm	ppm	ppm	ppm
Avg	F **.02269**	**.47412**	**.09748**	**.00926**	**.01544**	**.00897**	**.01536**	F **.08082**	**.00857**	**.01964**	**.01463**
Stddev	.00037	.01113	.00035	.00010	.00098	.00005	.00216	.03131	.00013	.00063	.00189
%RSD	1.6302	2.3467	.36160	1.0522	6.3281	.57924	14.085	38.741	1.5745	3.2011	12.915
#1	.02296	.48199	.09773	.00919	.01475	.00900	.01383	.10296	.00867	.01919	.01597
#2	.02243	.46625	.09723	.00933	.01613	.00893	.01689	.05868	.00848	.02008	.01330
Check ?	Chk Fail	Chk Pass	Chk Pass	Chk Pass	Chk Pass	Chk Pass	Chk Pass	Chk Fail	Chk Pass	Chk Pass	Chk Pass
Value	.01500							.06000			
Range	30.000%							30.000%			

Int. Std.	Y_2243	Y_3600	Y_3774
Units	Cts/S	Cts/S	Cts/S
Avg	**1520.6**	**32767.**	**5876.1**
Stddev	2.9	188.	6.7
%RSD	.18962	.57455	.11345
#1	1518.5	32634.	5880.8
#2	1522.6	32901.	5871.4

Sample Name: MB 280-326188/1-A Acquired: 5/24/2016 1:54:16 Type: Unk
Method: 6500_026(v10) Mode: CONC Corr. Factor: 1.000000
User: kellyca Custom ID1: 5/20 Custom ID2: Custom ID3:
Comment: 326188 6010B

Elem	Ag3280	Al1670	As1890	B_2089	Ba4554	Be3130	Bi2230	Ca3179	Cd2288
Line	328.068 {103}	167.079 {502}	189.042 {478}	208.959 {461}	455.403 { 74}	313.042 {108}	223.061 {451}	317.933 {106}	228.802 {447}
Units	ppm	ppm	ppm	ppm	ppm	ppm	ppm	ppm	ppm
Avg	**.00021**	**.00362**	**.00291**	F **.01930**	**.00055**	**.00011**	**.00050**	**.01940**	**-.00006**
Stddev	.00046	.00056	.00209	.00045	.00002	.00004	.00073	.00253	.00006
%RSD	219.10	15.393	71.923	2.3416	2.8966	38.210	146.31	13.051	89.896
#1	.00053	.00323	.00439	.01962	.00054	.00008	.00101	.02120	-.00010
#2	-.00011	.00402	.00143	.01898	.00056	.00014	-.00002	.01761	-.00002
Check ?	Chk Pass	Chk Pass	Chk Pass	Chk Fail	Chk Pass	Chk Pass	Chk Pass	Chk Pass	Chk Pass
High Limit				.01000					
Low Limit				-.01000					

Elem	Co2286	Cr2055	Cu3247	Fe2599	K_7664	Li6707	Mg2790	Mn2576	Mo2020
Line	228.616 {447}	205.560 {464}	324.754 {104}	259.940 {130}	766.490 { 44}	670.784 { 50}	279.079 {121}2	257.610 {131}	202.030 {467}
Units	ppm	ppm	ppm	ppm	ppm	ppm	ppm	ppm	ppm
Avg	**-.00020**	**.00004**	**-.00075**	F **.14289**	**.17261**	**-.00173**	**.00474**	**.00075**	**-.00020**
Stddev	.00026	.00018	.00023	.00242	.02095	.00060	.00132	.00005	.00037
%RSD	130.79	489.68	29.990	1.6933	12.138	34.572	27.796	6.4287	178.75
#1	-.00038	.00017	-.00059	.14118	.18742	-.00216	.00567	.00079	-.00046
#2	-.00001	-.00009	-.00091	.14460	.15779	-.00131	.00381	.00072	.00005
Check ?	Chk Pass	Chk Pass	Chk Pass	Chk Fail	Chk Pass	Chk Pass	Chk Pass	Chk Pass	Chk Pass
High Limit				.10000					
Low Limit				-.10000					

Elem	Na5895	Ni2316	P_1782	Pb2203	S_1820	Sb2068	Se1960	Si2881	Sn1899
Line	589.592 { 57}	231.604 {446}	178.284 {489}	220.353 {453}	182.034 {485}	206.833 {463}	196.090 {472}	288.158 {117}	189.989 {477}
Units	ppm	ppm	ppm	ppm	ppm	ppm	ppm	ppm	ppm
Avg	**.08377**	**.00075**	W **.00811**	**.00124**	**.00850**	**.00093**	W **.00832**	**.00917**	**-.00107**
Stddev	.00041	.00073	.00332	.00011	.00281	.00138	.00169	.00384	.00000
%RSD	.48783	97.681	40.896	8.7520	33.069	148.78	20.258	41.868	.30928
#1	.08406	.00023	.01045	.00132	.01048	.00190	.00713	.00645	-.00107
#2	.08348	.00127	.00576	.00116	.00651	-.00005	.00951	.01188	-.00107
Check ?	Chk Pass	Chk Pass	Chk Warn	Chk Pass	Chk Pass	Chk Pass	Chk Warn	Chk Pass	Chk Pass
High Limit			.00500				.00500		
Low Limit			-.00500				-.00500		

Elem	Sr4077	Th2837	Ti3349	Tl1908	U_3701	V_2924	Zn2062	Zr3391
Line	407.771 { 83}	283.730 {119}	334.904 {101}	190.856 {477}	370.152 { 91}	292.402 {115}	206.200 {163}	339.198 { 99}
Units	ppm	ppm	ppm	ppm	ppm	ppm	ppm	ppm
Avg	**.00019**	**.00078**	**.00009**	**.00171**	**.00371**	**.00019**	**.00231**	**.00114**
Stddev	.00004	.00158	.00004	.00076	.00497	.00034	.00075	.00021
%RSD	22.209	203.25	46.897	44.146	134.04	181.13	32.464	18.135
#1	.00016	.00190	.00012	.00225	.00019	-.00005	.00178	.00100
#2	.00022	-.00034	.00006	.00118	.00722	.00042	.00284	.00129
Check ?	Chk Pass	Chk Pass	Chk Pass	Chk Pass	Chk Pass	Chk Pass	Chk Pass	Chk Pass
High Limit								
Low Limit								

Int. Std.	Y_2243	Y_3600	Y_3774
Line	224.306 {450}	360.073 { 94}	377.433 { 89}
Units	Cts/S	Cts/S	Cts/S
Avg	**1530.5**	**32984.**	**5789.2**
Stddev	4.7	80.	8.7
%RSD	.30706	.24182	.15052
#1	1533.9	32928.	5795.4
#2	1527.2	33041.	5783.1

Sample Name: LCS 280-326188/2-A Acquired: 5/24/2016 1:57:03 Type: Unk
Method: 6500_026(v10) Mode: CONC Corr. Factor: 1.000000
User: kellyca Custom ID1: Custom ID2: Custom ID3:
Comment: 326188 6010B

Elem	Ag3280	Al1670	As1890	B_2089	Ba4554	Be3130	Bi2230	Ca3179	Cd2288
Line	328.068 {103}	167.079 {502}	189.042 {478}	208.959 {461}	455.403 { 74}	313.042 {108}	223.061 {451}	317.933 {106}	228.802 {447}
Units	ppm	ppm	ppm	ppm	ppm	ppm	ppm	ppm	ppm
Avg	**.04845**	**1.9574**	**1.0603**	F **1.1181**	**2.0086**	**.04993**	F **2.3026**	**48.553**	**.10669**
Stddev	.00019	.0040	.0085	.0050	.0038	.00021	.0108	.097	.00010
%RSD	.39980	.20456	.79866	.44278	.18788	.41319	.47038	.19986	.09535
#1	.04831	1.9545	1.0544	1.1146	2.0059	.04979	2.2949	48.485	.10662
#2	.04858	1.9602	1.0663	1.1216	2.0112	.05008	2.3102	48.622	.10676
Check ?	Chk Pass	Chk Pass	Chk Pass	Chk Fail	Chk Pass	Chk Pass	Chk Fail	Chk Pass	Chk Pass
High Limit				1.1000			2.2000		
Low Limit				.89000			1.8000		

Elem	Co2286	Cr2055	Cu3247	Fe2599	K_7664	Li6707	Mg2790	Mn2576	Mo2020
Line	228.616 {447}	205.560 {464}	324.754 {104}	259.940 {130}	766.490 { 44}	670.784 { 50}	279.079 {121}2	257.610 {131}	202.030 {467}
Units	ppm	ppm	ppm	ppm	ppm	ppm	ppm	ppm	ppm
Avg	**.51877**	F **.20609**	**.25205**	**1.0078**	**52.074**	**1.0809**	**48.214**	**.48262**	**1.0711**
Stddev	.00164	.00016	.00027	.0071	.257	.0065	.166	.00122	.0017
%RSD	.31654	.07977	.10784	.70779	.49392	.59818	.34508	.25195	.15913
#1	.51761	.20598	.25186	1.0028	51.892	1.0764	48.332	.48348	1.0699
#2	.51993	.20621	.25225	1.0129	52.256	1.0855	48.097	.48176	1.0723
Check ?	Chk Pass	Chk Fail	Chk Pass	Chk Pass	Chk Pass	Chk Pass	Chk Pass	Chk Pass	Chk Pass
High Limit		.05750							
Low Limit		.04300							

Elem	Na8183	Ni2316	P_1782	Pb2203	S_1820	Sb2068	Se1960	Si2881	Sn1899
Line	818.326 { 41}	231.604 {446}	178.284 {489}	220.353 {453}	182.034 {485}	206.833 {463}	196.090 {472}	288.158 {117}	189.989 {477}
Units	ppm	ppm	ppm	ppm	ppm	ppm	ppm	ppm	ppm
Avg	**53.109**	**.50314**	**10.517**	**.52671**	**2.1082**	**.52443**	**2.0826**	**9.7978**	**1.9566**
Stddev	.684	.00054	.051	.00229	.0200	.00277	.0101	.0546	.0048
%RSD	1.2873	.10683	.48345	.43497	.94943	.52856	.48572	.55758	.24305
#1	52.626	.50276	10.481	.52509	2.0941	.52247	2.0755	9.7591	1.9532
#2	53.593	.50352	10.553	.52833	2.1224	.52639	2.0898	9.8364	1.9599
Check ?	Chk Pass	Chk Pass	Chk Pass	Chk Pass	Chk Pass	Chk Pass	Chk Pass	Chk Pass	Chk Pass
High Limit									
Low Limit									

Elem	Sr4077	Th2837	Ti3349	Tl1908	U_3701	V_2924	Zn2062	Zr3391
Line	407.771 { 83}	283.730 {119}	334.904 {101}	190.856 {477}	370.152 { 91}	292.402 {115}	206.200 {163}	339.198 { 99}
Units	ppm	ppm	ppm	ppm	ppm	ppm	ppm	ppm
Avg	**.93719**	**1.0028**	**.91856**	**2.0069**	**2.1343**	**.46375**	**.47476**	**.48153**
Stddev	.00418	.0051	.00125	.0090	.0225	.00130	.00471	.00177
%RSD	.44618	.51053	.13625	.44739	1.0541	.28005	.99119	.36751
#1	.93423	1.0065	.91945	2.0005	2.1502	.46467	.47809	.48028
#2	.94014	.99922	.91768	2.0132	2.1184	.46283	.47143	.48278
Check ?	Chk Pass	Chk Pass	Chk Pass	Chk Pass	Chk Pass	Chk Pass	Chk Pass	Chk Pass
High Limit								
Low Limit								

Int. Std.	Y_2243	Y_3600	Y_3774
Line	224.306 {450}	360.073 { 94}	377.433 { 89}
Units	Cts/S	Cts/S	Cts/S
Avg	**1456.8**	**31114.**	**5763.1**
Stddev	6.2	22.	28.8
%RSD	.42419	.07035	.49908
#1	1461.2	31098.	5783.4
#2	1452.4	31129.	5742.8

Sample Name: 280-83185-E-1-A Acquired: 5/24/2016 1:59:39 Type: Unk
Method: 6500_026(v10) Mode: CONC Corr. Factor: 1.000000
User: kellyca Custom ID1: Custom ID2: Custom ID3:
Comment: 326188 6010B

Elem	Ag3280	Al1670	As1890	B_2089	Ba4554	Be3130	Bi2230	Ca3179	Cd2288
Line	328.068 {103}	167.079 {502}	189.042 {478}	208.959 {461}	455.403 { 74}	313.042 {108}	223.061 {451}	317.933 {106}	228.802 {447}
Units	ppm	ppm	ppm	ppm	ppm	ppm	ppm	ppm	ppm
Avg	**.00054**	**.00359**	**.00148**	**.02260**	**.04309**	**.00000**	**-.00078**	**49.760**	**.00021**
Stddev	.00015	.00123	.00301	.00013	.00006	.00001	.00180	.280	.00005
%RSD	27.317	34.428	202.96	.56692	.14054	760.64	229.40	.56268	23.205
#1	.00064	.00271	.00362	.02251	.04305	.00001	-.00205	49.562	.00024
#2	.00043	.00446	-.00065	.02269	.04313	-.00001	.00049	49.958	.00017
Check ?	Chk Pass	Chk Pass	Chk Pass	Chk Pass	Chk Pass	Chk Pass	Chk Pass	Chk Pass	Chk Pass
High Limit									
Low Limit									

Elem	Co2286	Cr2055	Cu3247	Fe2599	K_7664	Li6707	Mg2790	Mn2576	Mo2020
Line	228.616 {447}	205.560 {464}	324.754 {104}	259.940 {130}	766.490 { 44}	670.784 { 50}	279.079 {121}2	257.610 {131}	202.030 {467}
Units	ppm	ppm	ppm	ppm	ppm	ppm	ppm	ppm	ppm
Avg	**-.00024**	**-.00001**	**-.00096**	**.10832**	**4.5257**	**-.00025**	**23.397**	**.76105**	**.00131**
Stddev	.00015	.00009	.00011	.00081	.0164	.00008	.112	.00141	.00030
%RSD	62.922	1077.8	11.764	.74889	.36150	33.048	.47812	.18472	22.864
#1	-.00013	-.00007	-.00088	.10775	4.5141	-.00019	23.318	.76006	.00110
#2	-.00034	.00005	-.00104	.10889	4.5372	-.00031	23.476	.76204	.00152
Check ?	Chk Pass	Chk Pass	Chk Pass	Chk Pass	Chk Pass	Chk Pass	Chk Pass	Chk Pass	Chk Pass
High Limit									
Low Limit									

Elem	Na8183	Ni2316	P_1782	Pb2203	S_1820	Sb2068	Se1960	Si2881	Sn1899
Line	818.326 { 41}	231.604 {446}	178.284 {489}	220.353 {453}	182.034 {485}	206.833 {463}	196.090 {472}	288.158 {117}	189.989 {477}
Units	ppm	ppm	ppm	ppm	ppm	ppm	ppm	ppm	ppm
Avg	**11.694**	**.00162**	**.31895**	**-.00006**	**.44308**	**.00112**	**.00667**	**19.503**	**.00094**
Stddev	.170	.00017	.00235	.00073	.00939	.00147	.00182	.069	.00120
%RSD	1.4497	10.270	.73661	1222.2	2.1202	131.50	27.337	.35195	127.27
#1	11.574	.00174	.31729	.00046	.43644	.00216	.00796	19.455	.00179
#2	11.814	.00150	.32061	-.00058	.44972	.00008	.00538	19.552	.00009
Check ?	Chk Pass	Chk Pass	Chk Pass	Chk Pass	Chk Pass	Chk Pass	Chk Pass	Chk Pass	Chk Pass
High Limit									
Low Limit									

Elem	Sr4077	Th2837	Ti3349	Tl1908	U_3701	V_2924	Zn2062	Zr3391
Line	407.771 { 83}	283.730 {119}	334.904 {101}	190.856 {477}	370.152 { 91}	292.402 {115}	206.200 {163}	339.198 { 99}
Units	ppm	ppm	ppm	ppm	ppm	ppm	ppm	ppm
Avg	**.10474**	**.00197**	**.00073**	**.00125**	**-.00102**	**.00072**	**-.00124**	**.00082**
Stddev	.00028	.00050	.00009	.00185	.00928	.00017	.00027	.00133
%RSD	.26846	25.449	12.847	147.79	908.90	24.346	22.036	161.84
#1	.10454	.00161	.00066	.00256	-.00758	.00059	-.00144	-.00012
#2	.10494	.00232	.00080	-.00006	.00554	.00084	-.00105	.00176
Check ?	Chk Pass	Chk Pass	Chk Pass	Chk Pass	Chk Pass	Chk Pass	Chk Pass	Chk Pass
High Limit								
Low Limit								

Int. Std.	Y_2243	Y_3600	Y_3774
Line	224.306 {450}	360.073 { 94}	377.433 { 89}
Units	Cts/S	Cts/S	Cts/S
Avg	**1492.0**	**32139.**	**5840.8**
Stddev	1.9	26.	30.2
%RSD	.12943	.08136	.51779
#1	1493.4	32158.	5862.1
#2	1490.6	32121.	5819.4

Sample Name: 280-83185-E-2-A Acquired: 5/24/2016 2:02:25 Type: Unk
Method: 6500_026(v10) Mode: CONC Corr. Factor: 1.000000
User: kellyca Custom ID1: Custom ID2: Custom ID3:
Comment: 326188 6010B

Elem	Ag3280	Al1670	As1890	B_2089	Ba4554	Be3130	Bi2230	Ca3179	Cd2288
Line	328.068 {103}	167.079 {502}	189.042 {478}	208.959 {461}	455.403 { 74}	313.042 {108}	223.061 {451}	317.933 {106}	228.802 {447}
Units	ppm	ppm	ppm	ppm	ppm	ppm	ppm	ppm	ppm
Avg	**.00076**	**.01906**	**.00079**	**.02829**	**.04974**	**-.00005**	**-.00028**	**27.581**	**.00023**
Stddev	.00018	.00096	.00032	.00019	.00020	.00002	.00007	.147	.00031
%RSD	23.278	5.0487	39.960	.65622	.39707	40.707	23.540	.53269	135.35
#1	.00064	.01838	.00101	.02843	.04960	-.00003	-.00033	27.477	.00001
#2	.00089	.01974	.00057	.02816	.04988	-.00006	-.00023	27.685	.00044
Check ?	Chk Pass	Chk Pass	Chk Pass	Chk Pass	Chk Pass	Chk Pass	Chk Pass	Chk Pass	Chk Pass
High Limit									
Low Limit									

Elem	Co2286	Cr2055	Cu3247	Fe2599	K_7664	Li6707	Mg2790	Mn2576	Mo2020
Line	228.616 {447}	205.560 {464}	324.754 {104}	259.940 {130}	766.490 { 44}	670.784 { 50}	279.079 {121}2	257.610 {131}	202.030 {467}
Units	ppm	ppm	ppm	ppm	ppm	ppm	ppm	ppm	ppm
Avg	**.00125**	**-.00008**	**-.00028**	**.81774**	**3.6550**	**.00021**	**8.2774**	**.53872**	**.00136**
Stddev	.00011	.00001	.00019	.00930	.0129	.00019	.0093	.00045	.00032
%RSD	8.8146	7.6245	68.977	1.1379	.35351	90.889	.11232	.08352	23.603
#1	.00133	-.00008	-.00014	.81116	3.6459	.00008	8.2840	.53841	.00159
#2	.00117	-.00008	-.00041	.82432	3.6641	.00035	8.2708	.53904	.00114
Check ?	Chk Pass	Chk Pass	Chk Pass	Chk Pass	Chk Pass	Chk Pass	Chk Pass	Chk Pass	Chk Pass
High Limit									
Low Limit									

Elem	Na5895	Ni2316	P_1782	Pb2203	S_1820	Sb2068	Se1960	Si2881	Sn1899
Line	589.592 { 57}	231.604 {446}	178.284 {489}	220.353 {453}	182.034 {485}	206.833 {463}	196.090 {472}	288.158 {117}	189.989 {477}
Units	ppm	ppm	ppm	ppm	ppm	ppm	ppm	ppm	ppm
Avg	**8.7266**	**.00207**	**.12101**	**-.00013**	**.50240**	**.00132**	**.00820**	**18.308**	**-.00088**
Stddev	.0261	.00004	.00043	.00195	.00023	.00060	.00248	.079	.00220
%RSD	.29925	1.7359	.35506	1485.3	.04541	45.943	30.197	.43171	250.55
#1	8.7082	.00209	.12071	-.00151	.50256	.00089	.00645	18.252	.00068
#2	8.7451	.00204	.12131	.00125	.50224	.00174	.00995	18.364	-.00244
Check ?	Chk Pass	Chk Pass	Chk Pass	Chk Pass	Chk Pass	Chk Pass	Chk Pass	Chk Pass	Chk Pass
High Limit									
Low Limit									

Elem	Sr4077	Th2837	Ti3349	Tl1908	U_3701	V_2924	Zn2062	Zr3391
Line	407.771 { 83}	283.730 {119}	334.904 {101}	190.856 {477}	370.152 { 91}	292.402 {115}	206.200 {163}	339.198 { 99}
Units	ppm	ppm	ppm	ppm	ppm	ppm	ppm	ppm
Avg	**.09833**	**.00180**	**.00133**	**.00322**	**-.00794**	**.00093**	**.00344**	**.00064**
Stddev	.00007	.00098	.00010	.00100	.02329	.00002	.00129	.00155
%RSD	.07165	54.375	7.3414	31.057	293.43	2.2617	37.474	240.00
#1	.09838	.00249	.00140	.00251	.00853	.00095	.00435	.00174
#2	.09828	.00111	.00127	.00393	-.02440	.00092	.00253	-.00045
Check ?	Chk Pass	Chk Pass	Chk Pass	Chk Pass	Chk Pass	Chk Pass	Chk Pass	Chk Pass
High Limit								
Low Limit								

Int. Std.	Y_2243	Y_3600	Y_3774
Line	224.306 {450}	360.073 { 94}	377.433 { 89}
Units	Cts/S	Cts/S	Cts/S
Avg	**1513.8**	**32563.**	**5884.8**
Stddev	2.9	43.	21.5
%RSD	.18972	.13215	.36527
#1	1515.9	32532.	5900.0
#2	1511.8	32593.	5869.6

Sample Name: 280-83185-E-3-A Acquired: 5/24/2016 2:05:10 Type: Unk
Method: 6500_026(v10) Mode: CONC Corr. Factor: 1.000000
User: kellyca Custom ID1: Custom ID2: Custom ID3:
Comment: 326188 6010B

Elem	Ag3280	Al1670	As1890	B_2089	Ba4554	Be3130	Bi2230	Ca3179	Cd2288
Line	328.068 {103}	167.079 {502}	189.042 {478}	208.959 {461}	455.403 { 74}	313.042 {108}	223.061 {451}	317.933 {106}	228.802 {447}
Units	ppm	ppm	ppm	ppm	ppm	ppm	ppm	ppm	ppm
Avg	**.00108**	**.00372**	**.06790**	**.02698**	**.03115**	**.00001**	**-.00090**	**35.698**	**.00012**
Stddev	.00028	.00096	.00204	.00029	.00019	.00003	.00583	.078	.00013
%RSD	26.047	25.725	3.0043	1.0602	.62400	267.47	650.26	.21941	111.56
#1	.00128	.00440	.06646	.02719	.03129	-.00001	-.00502	35.754	.00021
#2	.00088	.00304	.06935	.02678	.03101	.00003	.00322	35.643	.00002
Check ?	Chk Pass	Chk Pass	Chk Pass	Chk Pass	Chk Pass	Chk Pass	Chk Pass	Chk Pass	Chk Pass
High Limit									
Low Limit									

Elem	Co2286	Cr2055	Cu3247	Fe2599	K_7664	Li6707	Mg2790	Mn2576	Mo2020
Line	228.616 {447}	205.560 {464}	324.754 {104}	259.940 {130}	766.490 { 44}	670.784 { 50}	279.079 {121}2	257.610 {131}	202.030 {467}
Units	ppm	ppm	ppm	ppm	ppm	ppm	ppm	ppm	ppm
Avg	**.00056**	**.00030**	**-.00117**	**6.2144**	**2.2965**	**-.00100**	**14.010**	**3.3395**	**.00264**
Stddev	.00002	.00006	.00013	.0084	.0211	.00032	.041	.0188	.00034
%RSD	2.8878	18.888	11.296	.13589	.91822	32.304	.29524	.56434	12.724
#1	.00057	.00034	-.00127	6.2204	2.2816	-.00123	13.981	3.3262	.00288
#2	.00054	.00026	-.00108	6.2085	2.3115	-.00078	14.040	3.3528	.00240
Check ?	Chk Pass	Chk Pass	Chk Pass	Chk Pass	Chk Pass	Chk Pass	Chk Pass	Chk Pass	Chk Pass
High Limit									
Low Limit									

Elem	Na5895	Na8183	Ni2316	P_1782	Pb2203	S_1820	Sb2068	Se1960	Si2881
Line	589.592 { 57}	818.326 { 41}	231.604 {446}	178.284 {489}	220.353 {453}	182.034 {485}	206.833 {463}	196.090 {472}	288.158 {117}
Units	ppm	ppm	ppm	ppm	ppm	ppm	ppm	ppm	ppm
Avg	F **10.013**	**10.235**	**.00166**	**1.4491**	**-.00054**	**.26355**	**.00134**	**.00946**	**22.259**
Stddev	.011	.010	.00007	.0008	.00155	.00048	.00057	.00179	.023
%RSD	.10724	.09891	4.2079	.05640	288.51	.18069	42.792	18.970	.10483
#1	10.020	10.243	.00161	1.4497	.00056	.26322	.00174	.00819	22.276
#2	10.005	10.228	.00170	1.4485	-.00163	.26389	.00093	.01073	22.243
Check ?	Chk Fail	Chk Pass	Chk Pass	Chk Pass	Chk Pass	Chk Pass	Chk Pass	Chk Pass	Chk Pass
High Limit	10.000								
Low Limit	-1.0000								

Elem	Sn1899	Sr4077	Th2837	Ti3349	Tl1908	U_3701	V_2924	Zn2062	Zr3391
Line	189.989 {477}	407.771 { 83}	283.730 {119}	334.904 {101}	190.856 {477}	370.152 { 91}	292.402 {115}	206.200 {163}	339.198 { 99}
Units	ppm	ppm	ppm	ppm	ppm	ppm	ppm	ppm	ppm
Avg	**-.00084**	**.14001**	**.00227**	**.00018**	**.00020**	**.00351**	**.00080**	**.00252**	**-.00013**
Stddev	.00091	.00000	.00034	.00041	.00185	.00432	.00072	.00048	.00026
%RSD	107.48	.00262	15.148	231.80	912.73	123.26	89.281	19.058	198.75
#1	-.00020	.14002	.00202	-.00011	.00151	.00045	.00131	.00286	-.00032
#2	-.00148	.14001	.00251	.00046	-.00110	.00657	.00030	.00218	.00005
Check ?	Chk Pass	Chk Pass	Chk Pass	Chk Pass	Chk Pass	Chk Pass	Chk Pass	Chk Pass	Chk Pass
High Limit									
Low Limit									

Int. Std.	Y_2243	Y_3600	Y_3774
Line	224.306 {450}	360.073 { 94}	377.433 { 89}
Units	Cts/S	Cts/S	Cts/S
Avg	**1507.9**	**32465.**	**5854.1**
Stddev	1.2	159.	2.0
%RSD	.07962	.48851	.03455
#1	1508.7	32577.	5855.5
#2	1507.0	32353.	5852.7

Sample Name: 280-83185-E-4-A Acquired: 5/24/2016 2:07:54 Type: Unk
Method: 6500_026(v10) Mode: CONC Corr. Factor: 1.000000
User: kellyca Custom ID1: Custom ID2: Custom ID3:
Comment: 326188 6010B

Elem	Ag3280	Al1670	As1890	B_2089	Ba4554	Be3130	Bi2230	Ca3179	Cd2288
Line	328.068 {103}	167.079 {502}	189.042 {478}	208.959 {461}	455.403 { 74}	313.042 {108}	223.061 {451}	317.933 {106}	228.802 {447}
Units	ppm	ppm	ppm	ppm	ppm	ppm	ppm	ppm	ppm
Avg	**.00072**	**.00374**	**.06997**	**.02641**	**.03269**	**-.00001**	**-.00007**	**37.262**	**.00036**
Stddev	.00072	.00070	.00234	.00040	.00001	.00009	.00482	.273	.00038
%RSD	100.75	18.804	3.3446	1.5185	.02840	837.30	6722.2	.73225	106.54
#1	.00021	.00324	.06831	.02669	.03268	.00005	-.00348	37.069	.00009
#2	.00122	.00424	.07162	.02613	.03269	-.00008	.00334	37.455	.00062
Check ?	Chk Pass	Chk Pass	Chk Pass	Chk Pass	Chk Pass	Chk Pass	Chk Pass	Chk Pass	Chk Pass
High Limit									
Low Limit									

Elem	Co2286	Cr2055	Cu3247	Fe2599	K_7664	Li6707	Mg2790	Mn2576	Mo2020
Line	228.616 {447}	205.560 {464}	324.754 {104}	259.940 {130}	766.490 { 44}	670.784 { 50}	279.079 {121}2	257.610 {131}	202.030 {467}
Units	ppm	ppm	ppm	ppm	ppm	ppm	ppm	ppm	ppm
Avg	**.00073**	**.00031**	**-.00113**	**6.5066**	**2.3924**	**-.00022**	**14.648**	**3.5153**	**.00219**
Stddev	.00040	.00006	.00005	.0326	.0166	.00056	.027	.0036	.00040
%RSD	55.151	17.961	4.3730	.50060	.69405	255.35	.18645	.10174	18.415
#1	.00101	.00035	-.00116	6.4835	2.4041	.00018	14.628	3.5178	.00190
#2	.00044	.00027	-.00109	6.5296	2.3807	-.00062	14.667	3.5128	.00247
Check ?	Chk Pass	Chk Pass	Chk Pass	Chk Pass	Chk Pass	Chk Pass	Chk Pass	Chk Pass	Chk Pass
High Limit									
Low Limit									

Elem	Na8183	Ni2316	P_1782	Pb2203	S_1820	Sb2068	Se1960	Si2881	Sn1899
Line	818.326 { 41}	231.604 {446}	178.284 {489}	220.353 {453}	182.034 {485}	206.833 {463}	196.090 {472}	288.158 {117}	189.989 {477}
Units	ppm	ppm	ppm	ppm	ppm	ppm	ppm	ppm	ppm
Avg	**10.883**	**.00184**	**1.5144**	**-.00130**	**.27396**	**.00167**	**.00937**	**23.184**	**-.00042**
Stddev	.121	.00015	.0053	.00112	.01030	.00073	.00229	.116	.00078
%RSD	1.1085	8.0160	.35184	85.679	3.7579	44.064	24.454	.49933	186.22
#1	10.968	.00194	1.5182	-.00209	.28124	.00115	.01099	23.102	.00013
#2	10.797	.00173	1.5107	-.00051	.26668	.00219	.00775	23.266	-.00098
Check ?	Chk Pass	Chk Pass	Chk Pass	Chk Pass	Chk Pass	Chk Pass	Chk Pass	Chk Pass	Chk Pass
High Limit									
Low Limit									

Elem	Sr4077	Th2837	Ti3349	Tl1908	U_3701	V_2924	Zn2062	Zr3391
Line	407.771 { 83}	283.730 {119}	334.904 {101}	190.856 {477}	370.152 { 91}	292.402 {115}	206.200 {163}	339.198 { 99}
Units	ppm	ppm	ppm	ppm	ppm	ppm	ppm	ppm
Avg	**.14691**	**.00100**	**.00037**	**-.00020**	**-.00493**	**.00075**	**.00133**	**.00004**
Stddev	.00102	.00092	.00003	.00139	.01233	.00008	.00141	.00064
%RSD	.69657	91.841	9.5177	690.99	249.95	10.603	105.86	1703.6
#1	.14619	.00035	.00034	.00078	-.01365	.00069	.00033	-.00042
#2	.14764	.00165	.00039	-.00118	.00379	.00080	.00232	.00049
Check ?	Chk Pass	Chk Pass	Chk Pass	Chk Pass	Chk Pass	Chk Pass	Chk Pass	Chk Pass
High Limit								
Low Limit								

Int. Std.	Y_2243	Y_3600	Y_3774
Line	224.306 {450}	360.073 { 94}	377.433 { 89}
Units	Cts/S	Cts/S	Cts/S
Avg	**1507.5**	**32324.**	**5869.5**
Stddev	1.7	98.	27.7
%RSD	.11278	.30201	.47149
#1	1506.3	32393.	5889.1
#2	1508.8	32255.	5849.9

Sample Name: 280-83185-E-5-A Acquired: 5/24/2016 2:10:39 Type: Unk
Method: 6500_026(v10) Mode: CONC Corr. Factor: 1.000000
User: kellyca Custom ID1: Custom ID2: Custom ID3:
Comment: 326188 6010B

Elem	Ag3280	Al1670	As1890	B_2089	Ba4554	Be3130	Bi2230	Ca3179	Cd2288
Line	328.068 {103}	167.079 {502}	189.042 {478}	208.959 {461}	455.403 { 74}	313.042 {108}	223.061 {451}	317.933 {106}	228.802 {447}
Units	ppm	ppm	ppm	ppm	ppm	ppm	ppm	ppm	ppm
Avg	**.00061**	**.00116**	**.00217**	**.01035**	**.00021**	**-.00004**	**.00228**	**.02305**	**-.00010**
Stddev	.00034	.00004	.00395	.00079	.00000	.00000	.00074	.00719	.00005
%RSD	55.074	3.8120	181.74	7.6021	.75538	8.3248	32.417	31.204	56.334
#1	.00085	.00119	.00497	.01091	.00021	-.00004	.00175	.02814	-.00013
#2	.00037	.00112	-.00062	.00979	.00021	-.00004	.00280	.01796	-.00006
Check ?	Chk Pass	Chk Pass	Chk Pass	Chk Pass	Chk Pass	Chk Pass	Chk Pass	Chk Pass	Chk Pass
High Limit									
Low Limit									

Elem	Co2286	Cr2055	Cu3247	Fe2599	K_7664	Li6707	Mg2790	Mn2576	Mo2020
Line	228.616 {447}	205.560 {464}	324.754 {104}	259.940 {130}	766.490 { 44}	670.784 { 50}	279.079 {121}2	257.610 {131}	202.030 {467}
Units	ppm	ppm	ppm	ppm	ppm	ppm	ppm	ppm	ppm
Avg	**-.00034**	**.00009**	**-.00163**	**.01326**	**.03900**	**-.00056**	**.00053**	**.00042**	**-.00033**
Stddev	.00005	.00028	.00042	.00015	.00328	.00040	.00033	.00001	.00023
%RSD	13.713	297.85	25.679	1.1163	8.4026	70.997	63.210	2.5888	70.547
#1	-.00037	-.00010	-.00192	.01336	.03669	-.00084	.00077	.00043	-.00050
#2	-.00030	.00029	-.00133	.01315	.04132	-.00028	.00029	.00041	-.00017
Check ?	Chk Pass	Chk Pass	Chk Pass	Chk Pass	Chk Pass	Chk Pass	Chk Pass	Chk Pass	Chk Pass
High Limit									
Low Limit									

Elem	Na5895	Ni2316	P_1782	Pb2203	S_1820	Sb2068	Se1960	Si2881	Sn1899
Line	589.592 { 57}	231.604 {446}	178.284 {489}	220.353 {453}	182.034 {485}	206.833 {463}	196.090 {472}	288.158 {117}	189.989 {477}
Units	ppm	ppm	ppm	ppm	ppm	ppm	ppm	ppm	ppm
Avg	**.04856**	**.00002**	**.00470**	**.00091**	**.00355**	**.00228**	**.00688**	**.02115**	**-.00068**
Stddev	.00923	.00088	.00057	.00144	.00293	.00042	.00530	.01147	.00028
%RSD	19.008	3570.4	12.179	158.34	82.745	18.475	77.109	54.253	40.856
#1	.04203	-.00060	.00510	-.00011	.00562	.00258	.01062	.02926	-.00087
#2	.05508	.00065	.00429	.00193	.00147	.00198	.00313	.01304	-.00048
Check ?	Chk Pass	Chk Pass	Chk Pass	Chk Pass	Chk Pass	Chk Pass	Chk Pass	Chk Pass	Chk Pass
High Limit									
Low Limit									

Elem	Sr4077	Th2837	Ti3349	Tl1908	U_3701	V_2924	Zn2062	Zr3391
Line	407.771 { 83}	283.730 {119}	334.904 {101}	190.856 {477}	370.152 { 91}	292.402 {115}	206.200 {163}	339.198 { 99}
Units	ppm	ppm	ppm	ppm	ppm	ppm	ppm	ppm
Avg	**.00006**	**.00299**	**.00037**	**.00094**	**-.00285**	**.00006**	**.00175**	**.00043**
Stddev	.00002	.00121	.00030	.00164	.02163	.00070	.00063	.00052
%RSD	40.257	40.255	79.603	173.18	758.70	1085.5	35.739	120.24
#1	.00008	.00214	.00058	-.00021	.01245	-.00043	.00219	.00080
#2	.00004	.00385	.00016	.00210	-.01815	.00056	.00131	.00006
Check ?	Chk Pass	Chk Pass	Chk Pass	Chk Pass	Chk Pass	Chk Pass	Chk Pass	Chk Pass
High Limit								
Low Limit								

Int. Std.	Y_2243	Y_3600	Y_3774
Line	224.306 {450}	360.073 { 94}	377.433 { 89}
Units	Cts/S	Cts/S	Cts/S
Avg	**1535.0**	**33343.**	**5852.0**
Stddev	.2	38.	18.8
%RSD	.01412	.11457	.32205
#1	1534.9	33370.	5865.4
#2	1535.2	33316.	5838.7

Sample Name: 280-83185-E-6-A Acquired: 5/24/2016 2:13:28 Type: Unk
Method: 6500_026(v10) Mode: CONC Corr. Factor: 1.000000
User: kellyca Custom ID1: Custom ID2: Custom ID3:
Comment: 326188 6010B

Elem	Ag3280	Al1670	As1890	B_2089	Ba4554	Be3130	Bi2230	Ca3179	Cd2288
Line	328.068 {103}	167.079 {502}	189.042 {478}	208.959 {461}	455.403 { 74}	313.042 {108}	223.061 {451}	317.933 {106}	228.802 {447}
Units	ppm	ppm	ppm	ppm	ppm	ppm	ppm	ppm	ppm
Avg	**.00021**	**.00154**	**.01649**	**.01820**	**.05254**	**.00003**	**.00064**	**32.077**	**.00026**
Stddev	.00022	.00114	.00422	.00180	.00002	.00008	.00074	.010	.00020
%RSD	105.66	74.013	25.598	9.9008	.04156	250.99	116.27	.03070	74.787
#1	.00005	.00234	.01947	.01692	.05256	.00009	.00117	32.084	.00012
#2	.00037	.00073	.01350	.01947	.05253	-.00002	.00011	32.070	.00040
Check ?	Chk Pass	Chk Pass	Chk Pass	Chk Pass	Chk Pass	Chk Pass	Chk Pass	Chk Pass	Chk Pass
High Limit									
Low Limit									

Elem	Co2286	Cr2055	Cu3247	Fe2599	K_7664	Li6707	Mg2790	Mn2576	Mo2020
Line	228.616 {447}	205.560 {464}	324.754 {104}	259.940 {130}	766.490 { 44}	670.784 { 50}	279.079 {121}2	257.610 {131}	202.030 {467}
Units	ppm	ppm	ppm	ppm	ppm	ppm	ppm	ppm	ppm
Avg	**-.00070**	**.00011**	**-.00100**	**1.7875**	**2.8228**	**-.00047**	**12.346**	**.50915**	**.00099**
Stddev	.00008	.00002	.00040	.0000	.0098	.00109	.017	.00088	.00023
%RSD	11.969	13.553	39.965	.00101	.34852	233.92	.13851	.17224	23.742
#1	-.00076	.00010	-.00072	1.7875	2.8298	-.00124	12.358	.50977	.00082
#2	-.00064	.00012	-.00128	1.7875	2.8159	.00031	12.334	.50853	.00115
Check ?	Chk Pass	Chk Pass	Chk Pass	Chk Pass	Chk Pass	Chk Pass	Chk Pass	Chk Pass	Chk Pass
High Limit									
Low Limit									

Elem	Na8183	Ni2316	P_1782	Pb2203	S_1820	Sb2068	Se1960	Si2881	Sn1899
Line	818.326 { 41}	231.604 {446}	178.284 {489}	220.353 {453}	182.034 {485}	206.833 {463}	196.090 {472}	288.158 {117}	189.989 {477}
Units	ppm	ppm	ppm	ppm	ppm	ppm	ppm	ppm	ppm
Avg	**19.731**	**.00205**	**1.3518**	**-.00029**	**.06560**	**.00227**	**.00623**	**21.001**	**-.00146**
Stddev	.039	.00027	.0012	.00199	.00431	.00199	.00009	.030	.00148
%RSD	.19835	13.226	.08813	683.02	6.5630	87.403	1.4805	.14336	101.32
#1	19.704	.00224	1.3509	.00111	.06865	.00368	.00630	21.023	-.00251
#2	19.759	.00186	1.3526	-.00170	.06256	.00087	.00617	20.980	-.00042
Check ?	Chk Pass	Chk Pass	Chk Pass	Chk Pass	Chk Pass	Chk Pass	Chk Pass	Chk Pass	Chk Pass
High Limit									
Low Limit									

Elem	Sr4077	Th2837	Ti3349	Tl1908	U_3701	V_2924	Zn2062	Zr3391
Line	407.771 { 83}	283.730 {119}	334.904 {101}	190.856 {477}	370.152 { 91}	292.402 {115}	206.200 {163}	339.198 { 99}
Units	ppm	ppm	ppm	ppm	ppm	ppm	ppm	ppm
Avg	**.09809**	**.00169**	**.00050**	**.00044**	**.00625**	**.00071**	**-.00119**	**-.00052**
Stddev	.00031	.00092	.00018	.00345	.00123	.00039	.00058	.00115
%RSD	.31231	54.573	35.944	780.16	19.644	54.666	48.622	221.25
#1	.09787	.00104	.00037	-.00200	.00712	.00098	-.00160	.00029
#2	.09831	.00234	.00062	.00288	.00538	.00043	-.00078	-.00133
Check ?	Chk Pass	Chk Pass	Chk Pass	Chk Pass	Chk Pass	Chk Pass	Chk Pass	Chk Pass
High Limit								
Low Limit								

Int. Std.	Y_2243	Y_3600	Y_3774
Line	224.306 {450}	360.073 { 94}	377.433 { 89}
Units	Cts/S	Cts/S	Cts/S
Avg	**1503.5**	**32295.**	**5851.9**
Stddev	1.1	35.	8.2
%RSD	.07397	.10888	.13992
#1	1504.3	32271.	5857.7
#2	1502.7	32320.	5846.1

Sample Name: ccvh-3900196 Acquired: 5/24/2016 2:16:13 Type: QC
Method: 6500_026(v10) Mode: CONC Corr. Factor: 1.000000
User: kellyca Custom ID1: Custom ID2: Custom ID3:
Comment:

Elem	Ag3280	Al3092	As1890	B_2089	Ba4554	Be3130	Bi2230	Ca3179	Cd2288	Co2286	Cr2055	Cu3247	Fe2714
Units	ppm	ppm	ppm	ppm	ppm	ppm	ppm	ppm	ppm	ppm	ppm	ppm	ppm
Avg	**-.00157**	**46.585**	**.00059**	**.00905**	**.00043**	**-.00014**	**1.0763**	**-.05608**	**-.00082**	**.00327**	**-.00061**	**.00344**	**46.210**
Stddev	.00005	.590	.00741	.00120	.00007	.00006	.0049	.00257	.00019	.00033	.00025	.00041	.381
%RSD	3.4133	1.2671	1265.9	13.318	16.675	43.788	.45437	4.5883	22.713	10.205	40.671	11.968	.82432
#1	-.00153	46.168	.00582	.00990	.00048	-.00018	1.0798	-.05426	-.00096	.00350	-.00043	.00373	45.941
#2	-.00161	47.002	-.00465	.00819	.00038	-.00009	1.0729	-.05790	-.00069	.00303	-.00079	.00314	46.480
Check ?	None	Chk Pass	None	None	None	None	Chk Pass	None	None	None	None	None	Chk Pass
Value													
Range													

Elem	K_7664	Li6707	Mg2790	Mn2576	Mo2020	Na8183	Ni2316	P_1782	Pb2203	S_1820	Sb2068	Se1960	Si2881
Units	ppm	ppm	ppm	ppm	ppm	ppm	ppm	ppm	ppm	ppm	ppm	ppm	ppm
Avg	**.04887**	**-.00110**	**.16770**	**-.00069**	**-.00255**	**255.72**	**-.00040**	**.00921**	**.00058**	**5.0527**	**-.00021**	**.01604**	**.00296**
Stddev	.00218	.00119	.00323	.00006	.00017	2.63	.00000	.00000	.00153	.0061	.00356	.00311	.00057
%RSD	4.4582	108.12	1.9285	8.5009	6.6252	1.0298	.60487	.03049	265.01	.12111	1710.0	19.397	19.201
#1	.05041	-.00026	.16542	-.00065	-.00267	253.86	-.00040	.00921	-.00050	5.0570	.00231	.01824	.00337
#2	.04733	-.00195	.16999	-.00073	-.00243	257.59	-.00041	.00920	.00166	5.0484	-.00273	.01384	.00256
Check ?	None	None	None	None	None	Chk Pass	None	None	None	Chk Pass	None	None	None
Value													
Range													

Elem	Sn1899	Sr4077	Th2837	Ti3349	Tl1908	U_3701	V_2924	Zn2062	Zr3391
Units	ppm	ppm	ppm	ppm	ppm	ppm	ppm	ppm	ppm
Avg	**.00134**	**.00035**	**4.9026**	**.02518**	**-.00158**	**10.176**	**-.01654**	**-.00142**	**-.01959**
Stddev	.00247	.00005	.0128	.00031	.00375	.031	.00016	.00054	.00363
%RSD	183.86	12.988	.26139	1.2490	237.06	.30354	.98367	38.211	18.531
#1	.00309	.00032	4.8936	.02540	-.00423	10.154	-.01665	-.00104	-.02216
#2	-.00040	.00038	4.9117	.02495	.00107	10.198	-.01642	-.00180	-.01702
Check ?	None	None	Chk Pass	None	None	Chk Pass	None	None	None
Value									
Range									

Int. Std.	Y_2243	Y_3600	Y_3774
Units	Cts/S	Cts/S	Cts/S
Avg	**1461.7**	**31234.**	**5698.1**
Stddev	.2	80.	25.0
%RSD	.01710	.25674	.43854
#1	1461.9	31291.	5715.8
#2	1461.5	31178.	5680.4

Sample Name: ccv-3900195 Acquired: 5/24/2016 2:19:03 Type: QC
Method: 6500_026(v10) Mode: CONC Corr. Factor: 1.000000
User: kellyca Custom ID1: Custom ID2: Custom ID3:
Comment:

Elem	Ag3280	Al1670	As1890	B_2089	Ba4554	Be3130	Bi2230	Ca3179	Cd2288	Co2286	Cr2055	Cu3247
Units	ppm	ppm	ppm	ppm	ppm	ppm	ppm	ppm	ppm	ppm	ppm	ppm
Avg	**.48241**	**.52563**	**1.0348**	F **.57114**	**.49432**	**.49619**	**.00142**	**4.8587**	**.53739**	**.52944**	**.51546**	**.49530**
Stddev	.00023	.00506	.0088	.00279	.00103	.00009	.00390	.0114	.00279	.00007	.00351	.00119
%RSD	.04668	.96226	.85057	.48799	.20844	.01902	274.88	.23534	.51841	.01302	.68037	.24038
#1	.48225	.52205	1.0286	.56917	.49505	.49626	.00417	4.8668	.53542	.52949	.51298	.49614
#2	.48257	.52921	1.0410	.57311	.49359	.49613	-.00134	4.8506	.53936	.52939	.51794	.49446
Check ?	Chk Pass	Chk Pass	Chk Pass	Chk Fail	Chk Pass	Chk Pass	None	Chk Pass	Chk Pass	Chk Pass	Chk Pass	Chk Pass
Value				.50000								
Range				10.000%								

Elem	Fe2599	K_7664	Li6707	Mg2790	Mn2576	Mo2020	Na5895	Ni2316	P_1782	Pb2203	S_1820	Sb2068
Units	ppm	ppm	ppm	ppm	ppm	ppm	ppm	ppm	ppm	ppm	ppm	ppm
Avg	**2.4160**	**50.539**	**1.0618**	**19.468**	**.49098**	**.52176**	**5.2867**	**.51170**	**1.0324**	**1.0773**	**.00289**	**1.0209**
Stddev	.0041	.040	.0021	.003	.00061	.00183	.0047	.00194	.0083	.0061	.00164	.0021
%RSD	.16928	.08000	.19517	.01578	.12436	.35160	.08934	.37987	.80042	.56524	56.547	.20472
#1	2.4189	50.567	1.0603	19.470	.49055	.52047	5.2901	.51032	1.0266	1.0730	.00174	1.0224
#2	2.4131	50.510	1.0632	19.466	.49142	.52306	5.2834	.51307	1.0383	1.0816	.00405	1.0194
Check ?	Chk Pass	Chk Pass	Chk Pass	Chk Pass	Chk Pass	Chk Pass	Chk Pass	Chk Pass	Chk Pass	Chk Pass	None	Chk Pass
Value												
Range												

Elem	Se1960	Si2881	Sn1899	Sr4077	Th2837	Ti3349	Tl1908	U_3701	V_2924	Zn2062	Zr3391
Units	ppm	ppm	ppm	ppm	ppm	ppm	ppm	ppm	ppm	ppm	ppm
Avg	**1.0498**	**4.8971**	**1.0000**	**.46533**	**.00620**	**.45761**	**1.0448**	**.01817**	**.46307**	**.48432**	**.48826**
Stddev	.0031	.0129	.0050	.00083	.00120	.00102	.0102	.01189	.00237	.00117	.00045
%RSD	.29416	.26286	.49764	.17790	19.322	.22282	.97887	65.410	.51086	.24104	.09253
#1	1.0476	4.8880	.99650	.46475	.00705	.45689	1.0376	.00977	.46140	.48349	.48794
#2	1.0520	4.9063	1.0035	.46592	.00535	.45833	1.0520	.02658	.46475	.48514	.48858
Check ?	Chk Pass	Chk Pass	Chk Pass	Chk Pass	None	Chk Pass	Chk Pass	None	Chk Pass	Chk Pass	Chk Pass
Value											
Range											

Int. Std.	Y_2243	Y_3600	Y_3774
Units	Cts/S	Cts/S	Cts/S
Avg	**1516.0**	**32307.**	**5817.0**
Stddev	10.3	68.	4.3
%RSD	.67957	.21171	.07316
#1	1523.3	32356.	5814.0
#2	1508.8	32259.	5820.0

Sample Name: ccb Acquired: 5/24/2016 2:21:42 Type: QC
Method: 6500_026(v10) Mode: CONC Corr. Factor: 1.000000
User: kellyca Custom ID1: Custom ID2: Custom ID3:
Comment:

Elem	Ag3280	Al1670	As1890	B_2089	Ba4554	Be3130	Bi2230	Ca3179	Cd2288	Co2286	Cr2055
Units	ppm	ppm	ppm	ppm	ppm	ppm	ppm	ppm	ppm	ppm	ppm
Avg	**.00064**	**.00143**	**-.00169**	F **.00838**	**.00013**	**.00012**	**.00065**	**-.00646**	**.00009**	**.00011**	**.00004**
Stddev	.00022	.00075	.00016	.00036	.00008	.00001	.00083	.00482	.00000	.00071	.00035
%RSD	34.590	52.792	9.7597	4.3535	63.290	4.4413	127.34	74.618	2.6009	660.36	977.92
#1	.00079	.00196	-.00157	.00864	.00019	.00011	.00006	-.00305	.00008	.00061	.00028
#2	.00048	.00090	-.00181	.00812	.00007	.00012	.00123	-.00987	.00009	-.00039	-.00021
Check ?	Chk Pass	Chk Pass	Chk Pass	Chk Fail	Chk Pass	Chk Pass	None	Chk Pass	Chk Pass	Chk Pass	Chk Pass
High Limit				.00312							
Low Limit				-.00312							

Elem	Cu3247	Fe2599	K_7664	Li6707	Mg2790	Mn2576	Mo2020	Na5895	Ni2316	P_1782	Pb2203
Units	ppm	ppm	ppm	ppm	ppm	ppm	ppm	ppm	ppm	ppm	ppm
Avg	W **-.00209**	**.00821**	**.05533**	**-.00086**	**.00289**	**.00013**	**.00027**	**.04355**	**.00002**	**.00432**	**.00077**
Stddev	.00005	.00055	.04627	.00009	.00025	.00008	.00040	.00794	.00051	.00368	.00140
%RSD	2.6226	6.7229	83.630	9.9904	8.7872	56.639	148.70	18.223	2838.6	85.200	181.56
#1	-.00213	.00860	.08805	-.00092	.00271	.00008	-.00001	.04916	.00038	.00692	-.00022
#2	-.00205	.00782	.02261	-.00080	.00307	.00019	.00055	.03794	-.00035	.00172	.00176
Check ?	Chk Warn	Chk Pass	Chk Pass	Chk Pass	Chk Pass	Chk Pass	Chk Pass	Chk Pass	Chk Pass	Chk Pass	Chk Pass
High Limit	.00136										
Low Limit	-.00136										

Elem	S_1820	Sb2068	Se1960	Si2881	Sn1899	Sr4077	Th2837	Ti3349	Tl1908	U_3701	V_2924
Units	ppm	ppm	ppm	ppm	ppm	ppm	ppm	ppm	ppm	ppm	ppm
Avg	**-.00239**	F **.00636**	W **.00562**	**.00782**	**-.00049**	**.00006**	**.00309**	**.00002**	**.00160**	**.00989**	**.00037**
Stddev	.00129	.00060	.00626	.00743	.00097	.00005	.00010	.00022	.00107	.01702	.00034
%RSD	53.786	9.4730	111.55	94.911	200.11	79.640	3.1575	1398.6	67.070	172.14	89.977
#1	-.00330	.00593	.00119	.01307	-.00117	.00010	.00316	-.00014	.00235	.02193	.00014
#2	-.00148	.00679	.01004	.00257	.00020	.00003	.00302	.00017	.00084	-.00215	.00061
Check ?	None	Chk Fail	Chk Warn	Chk Pass	Chk Pass	Chk Pass	Chk Pass	Chk Pass	Chk Pass	Chk Pass	Chk Pass
High Limit		.00628	.00486								
Low Limit		-.00628	-.00486								

Elem	Zn2062	Zr3391
Units	ppm	ppm
Avg	**-.00142**	**.00166**
Stddev	.00042	.00021
%RSD	29.430	12.787
#1	-.00113	.00151
#2	-.00172	.00181
Check ?	Chk Pass	Chk Pass
High Limit		
Low Limit		

Int. Std.	Y_2243	Y_3600	Y_3774
Units	Cts/S	Cts/S	Cts/S
Avg	**1524.4**	**33072.**	**5767.8**
Stddev	8.1	25.	13.8
%RSD	.53054	.07437	.23990
#1	1518.7	33089.	5777.6
#2	1530.1	33054.	5758.0

Sample Name: ccvl-3907489 Acquired: 5/24/2016 2:24:31 Type: QC
Method: 6500_026(v10) Mode: CONC Corr. Factor: 1.000000
User: kellyca Custom ID1: Custom ID2: Custom ID3:
Comment:

Elem	Ag3280	Al1670	As1890	B_2089	Ba4554	Be3130	Bi2230	Ca3179	Cd2288	Co2286	Cr2055	Cu3247
Units	ppm	ppm	ppm	ppm	ppm	ppm	ppm	ppm	ppm	ppm	ppm	ppm
Avg	**.00956**	**.10373**	**.01395**	**.11044**	**.00989**	**.00098**	**.11741**	**.21522**	**.00515**	**.01020**	**.01017**	**.01295**
Stddev	.00052	.00037	.00104	.00128	.00029	.00004	.00047	.00458	.00008	.00010	.00048	.00036
%RSD	5.4169	.35352	7.4786	1.1546	2.8913	4.4061	.40265	2.1293	1.6016	.97489	4.7321	2.7575
#1	.00992	.10399	.01469	.11134	.00968	.00101	.11708	.21198	.00509	.01027	.00983	.01270
#2	.00919	.10347	.01321	.10954	.01009	.00095	.11774	.21846	.00521	.01012	.01051	.01321
Check ?	Chk Pass	Chk Pass	Chk Pass	Chk Pass	Chk Pass	Chk Pass	Chk Pass	Chk Pass	Chk Pass	Chk Pass	Chk Pass	Chk Pass
Value												
Range												

Elem	Fe2599	K_7664	Li6707	Mg2790	Mn2576	Mo2020	Na5895	Ni2316	P_1782	Pb2203	S_1820	Sb2068
Units	ppm	ppm	ppm	ppm	ppm	ppm	ppm	ppm	ppm	ppm	ppm	ppm
Avg	**.12371**	**2.9531**	**.00935**	**.19393**	**.00982**	**.02062**	F **1.3236**	**.04028**	**2.8205**	**.00990**	**-.00581**	**.02189**
Stddev	.00149	.0021	.00042	.00258	.00004	.00008	.0095	.00013	.0023	.00105	.00079	.00016
%RSD	1.2042	.07228	4.5337	1.3321	.39303	.39344	.71881	.33334	.08157	10.555	13.616	.74139
#1	.12266	2.9516	.00905	.19575	.00980	.02068	1.3169	.04038	2.8189	.01064	-.00525	.02201
#2	.12476	2.9546	.00965	.19210	.00985	.02056	1.3303	.04019	2.8221	.00916	-.00637	.02178
Check ?	Chk Pass	Chk Pass	Chk Pass	Chk Pass	Chk Pass	Chk Pass	Chk Fail	Chk Pass	Chk Pass	Chk Pass	None	Chk Pass
Value							1.0000					
Range							30.000%					

Elem	Se1960	Si2881	Sn1899	Sr4077	Th2837	Ti3349	Tl1908	U_3701	V_2924	Zn2062	Zr3391
Units	ppm	ppm	ppm	ppm	ppm	ppm	ppm	ppm	ppm	ppm	ppm
Avg	F **.02337**	**.47281**	**.09636**	**.00901**	**.01579**	**.00901**	**.01599**	**.06520**	**.00919**	**.02102**	**.01452**
Stddev	.00029	.00168	.00074	.00004	.00042	.00007	.00039	.01060	.00036	.00018	.00009
%RSD	1.2469	.35522	.76468	.47274	2.6824	.78691	2.4092	16.263	3.9068	.83788	.62521
#1	.02316	.47162	.09688	.00898	.01609	.00896	.01626	.05770	.00944	.02114	.01458
#2	.02357	.47399	.09584	.00904	.01549	.00906	.01572	.07270	.00893	.02090	.01445
Check ?	Chk Fail	Chk Pass	Chk Pass	Chk Pass	Chk Pass	Chk Pass	Chk Pass	Chk Pass	Chk Pass	Chk Pass	Chk Pass
Value	.01500										
Range	30.000%										

Int. Std.	Y_2243	Y_3600	Y_3774
Units	Cts/S	Cts/S	Cts/S
Avg	**1537.9**	**33402.**	**5898.4**
Stddev	3.6	68.	12.5
%RSD	.23327	.20496	.21225
#1	1535.4	33354.	5907.3
#2	1540.5	33451.	5889.6

Sample Name: 280-83185-E-7-A Acquired: 5/24/2016 2:27:18 Type: Unk
Method: 6500_026(v10) Mode: CONC Corr. Factor: 1.000000
User: kellyca Custom ID1: Custom ID2: Custom ID3:
Comment: 326188 6010B

Elem	Ag3280	Al1670	As1890	B_2089	Ba4554	Be3130	Bi2230	Ca3179	Cd2288
Line	328.068 {103}	167.079 {502}	189.042 {478}	208.959 {461}	455.403 { 74}	313.042 {108}	223.061 {451}	317.933 {106}	228.802 {447}
Units	ppm	ppm	ppm	ppm	ppm	ppm	ppm	ppm	ppm
Avg	**.00047**	**.01397**	**-.00168**	**.01642**	**.05503**	**-.00003**	**-.00003**	**32.568**	**.00018**
Stddev	.00015	.00174	.00035	.00047	.00035	.00010	.00129	.003	.00013
%RSD	30.918	12.449	20.487	2.8915	.63513	332.51	5035.6	.00783	71.897
#1	.00057	.01274	-.00193	.01676	.05479	.00004	.00089	32.566	.00027
#2	.00037	.01520	-.00144	.01609	.05528	-.00010	-.00094	32.570	.00009
Check ?	Chk Pass	Chk Pass	Chk Pass	Chk Pass	Chk Pass	Chk Pass	Chk Pass	Chk Pass	Chk Pass
High Limit									
Low Limit									

Elem	Co2286	Cr2055	Cu3247	Fe2599	K_7664	Li6707	Mg2790	Mn2576	Mo2020
Line	228.616 {447}	205.560 {464}	324.754 {104}	259.940 {130}	766.490 { 44}	670.784 { 50}	279.079 {121}2	257.610 {131}	202.030 {467}
Units	ppm	ppm	ppm	ppm	ppm	ppm	ppm	ppm	ppm
Avg	**.00038**	**.00001**	**-.00087**	**.12575**	**2.1981**	**-.00005**	**11.297**	**.22565**	**.00079**
Stddev	.00024	.00020	.00010	.00104	.0029	.00029	.008	.00048	.00002
%RSD	62.753	1455.8	11.879	.82613	.13376	630.57	.06806	.21202	2.1075
#1	.00021	.00016	-.00094	.12501	2.2002	.00016	11.303	.22531	.00081
#2	.00055	-.00013	-.00080	.12648	2.1960	-.00025	11.292	.22599	.00078
Check ?	Chk Pass	Chk Pass	Chk Pass	Chk Pass	Chk Pass	Chk Pass	Chk Pass	Chk Pass	Chk Pass
High Limit									
Low Limit									

Elem	Na5895	Ni2316	P_1782	Pb2203	S_1820	Sb2068	Se1960	Si2881	Sn1899
Line	589.592 { 57}	231.604 {446}	178.284 {489}	220.353 {453}	182.034 {485}	206.833 {463}	196.090 {472}	288.158 {117}	189.989 {477}
Units	ppm	ppm	ppm	ppm	ppm	ppm	ppm	ppm	ppm
Avg	**8.5114**	**.00153**	**.06539**	**-.00055**	**.83969**	**.00148**	**.00816**	**8.6463**	**.00029**
Stddev	.0246	.00012	.00454	.00006	.00207	.00292	.00217	.0893	.00055
%RSD	.28854	7.6068	6.9420	11.667	.24628	197.95	26.588	1.0325	191.82
#1	8.4941	.00161	.06860	-.00059	.84115	-.00059	.00969	8.5831	.00068
#2	8.5288	.00145	.06218	-.00050	.83823	.00355	.00662	8.7094	-.00010
Check ?	Chk Pass	Chk Pass	Chk Pass	Chk Pass	Chk Pass	Chk Pass	Chk Pass	Chk Pass	Chk Pass
High Limit									
Low Limit									

Elem	Sr4077	Th2837	Ti3349	Tl1908	U_3701	V_2924	Zn2062	Zr3391
Line	407.771 { 83}	283.730 {119}	334.904 {101}	190.856 {477}	370.152 { 91}	292.402 {115}	206.200 {163}	339.198 { 99}
Units	ppm	ppm	ppm	ppm	ppm	ppm	ppm	ppm
Avg	**.13555**	**.00103**	**.00117**	**.00150**	**-.00066**	**.00104**	**.00062**	**-.00077**
Stddev	.00042	.00011	.00026	.00250	.00621	.00026	.00018	.00031
%RSD	.30718	10.485	22.462	166.52	935.08	24.876	29.661	39.619
#1	.13526	.00095	.00135	-.00027	.00373	.00123	.00074	-.00099
#2	.13585	.00110	.00098	.00326	-.00505	.00086	.00049	-.00056
Check ?	Chk Pass	Chk Pass	Chk Pass	Chk Pass	Chk Pass	Chk Pass	Chk Pass	Chk Pass
High Limit								
Low Limit								

Int. Std.	Y_2243	Y_3600	Y_3774
Line	224.306 {450}	360.073 { 94}	377.433 { 89}
Units	Cts/S	Cts/S	Cts/S
Avg	**1524.9**	**32819.**	**5880.7**
Stddev	3.7	52.	2.0
%RSD	.24483	.15770	.03345
#1	1527.5	32856.	5882.1
#2	1522.2	32782.	5879.3

Sample Name: 280-83185-E-8-A Acquired: 5/24/2016 2:30:04 Type: Unk
Method: 6500_026(v10) Mode: CONC Corr. Factor: 1.000000
User: kellyca Custom ID1: Custom ID2: Custom ID3:
Comment: 326188 6010B

Elem	Ag3280	Al1670	As1890	B_2089	Ba4554	Be3130	Bi2230	Ca3179	Cd2288
Line	328.068 {103}	167.079 {502}	189.042 {478}	208.959 {461}	455.403 { 74}	313.042 {108}	223.061 {451}	317.933 {106}	228.802 {447}
Units	ppm	ppm	ppm	ppm	ppm	ppm	ppm	ppm	ppm
Avg	**.00029**	**.02702**	**-.00178**	**.01782**	**.05763**	**-.00003**	**.00286**	**33.954**	**.00010**
Stddev	.00013	.00121	.00116	.00080	.00004	.00010	.00135	.167	.00005
%RSD	43.443	4.4825	65.306	4.5023	.06310	307.44	47.136	.49053	50.606
#1	.00020	.02616	-.00096	.01725	.05765	.00004	.00381	34.071	.00014
#2	.00038	.02787	-.00260	.01838	.05760	-.00011	.00190	33.836	.00007
Check ?	Chk Pass	Chk Pass	Chk Pass	Chk Pass	Chk Pass	Chk Pass	Chk Pass	Chk Pass	Chk Pass
High Limit									
Low Limit									

Elem	Co2286	Cr2055	Cu3247	Fe2599	K_7664	Li6707	Mg2790	Mn2576	Mo2020
Line	228.616 {447}	205.560 {464}	324.754 {104}	259.940 {130}	766.490 { 44}	670.784 { 50}	279.079 {121}2	257.610 {131}	202.030 {467}
Units	ppm	ppm	ppm	ppm	ppm	ppm	ppm	ppm	ppm
Avg	**.00026**	**-.00003**	**-.00066**	**.15605**	**2.2609**	**-.00054**	**11.978**	**.23951**	**.00057**
Stddev	.00018	.00005	.00017	.00101	.0120	.00037	.049	.00024	.00003
%RSD	67.769	172.14	25.199	.64639	.53174	68.663	.40924	.09839	5.6065
#1	.00039	.00001	-.00054	.15676	2.2694	-.00080	11.944	.23935	.00059
#2	.00014	-.00006	-.00078	.15534	2.2524	-.00028	12.013	.23968	.00055
Check ?	Chk Pass	Chk Pass	Chk Pass	Chk Pass	Chk Pass	Chk Pass	Chk Pass	Chk Pass	Chk Pass
High Limit									
Low Limit									

Elem	Na5895	Ni2316	P_1782	Pb2203	S_1820	Sb2068	Se1960	Si2881	Sn1899
Line	589.592 { 57}	231.604 {446}	178.284 {489}	220.353 {453}	182.034 {485}	206.833 {463}	196.090 {472}	288.158 {117}	189.989 {477}
Units	ppm	ppm	ppm	ppm	ppm	ppm	ppm	ppm	ppm
Avg	**8.9082**	**.00193**	**.06729**	**.00144**	**.87940**	**.00135**	**.01099**	**8.9855**	**.00008**
Stddev	.0289	.00069	.00319	.00005	.00324	.00071	.00416	.0186	.00080
%RSD	.32472	35.912	4.7467	3.2480	.36879	52.722	37.890	.20645	1017.9
#1	8.9287	.00144	.06503	.00141	.87711	.00185	.01393	8.9986	.00065
#2	8.8878	.00242	.06955	.00147	.88170	.00085	.00804	8.9724	-.00049
Check ?	Chk Pass	Chk Pass	Chk Pass	Chk Pass	Chk Pass	Chk Pass	Chk Pass	Chk Pass	Chk Pass
High Limit									
Low Limit									

Elem	Sr4077	Th2837	Ti3349	Tl1908	U_3701	V_2924	Zn2062	Zr3391
Line	407.771 { 83}	283.730 {119}	334.904 {101}	190.856 {477}	370.152 { 91}	292.402 {115}	206.200 {163}	339.198 { 99}
Units	ppm	ppm	ppm	ppm	ppm	ppm	ppm	ppm
Avg	**.14184**	**.00249**	**.00188**	**.00279**	**.01230**	**.00104**	**-.00056**	**.00057**
Stddev	.00018	.00082	.00015	.00368	.00071	.00064	.00104	.00043
%RSD	.12721	32.828	7.7753	131.99	5.7962	60.932	183.60	75.675
#1	.14197	.00191	.00177	.00019	.01180	.00059	-.00130	.00087
#2	.14171	.00307	.00198	.00539	.01281	.00149	.00017	.00026
Check ?	Chk Pass	Chk Pass	Chk Pass	Chk Pass	Chk Pass	Chk Pass	Chk Pass	Chk Pass
High Limit								
Low Limit								

Int. Std.	Y_2243	Y_3600	Y_3774
Line	224.306 {450}	360.073 { 94}	377.433 { 89}
Units	Cts/S	Cts/S	Cts/S
Avg	**1515.7**	**32547.**	**5932.2**
Stddev	.1	167.	27.5
%RSD	.00579	.51250	.46347
#1	1515.7	32665.	5912.7
#2	1515.6	32430.	5951.6

Sample Name: 280-83185-E-9-A Acquired: 5/24/2016 2:32:50 Type: Unk
Method: 6500_026(v10) Mode: CONC Corr. Factor: 1.000000
User: kellyca Custom ID1: Custom ID2: Custom ID3:
Comment: 326188 6010B

Elem	Ag3280	Al1670	As1890	B_2089	Ba4554	Be3130	Bi2230	Ca3179	Cd2288
Line	328.068 {103}	167.079 {502}	189.042 {478}	208.959 {461}	455.403 { 74}	313.042 {108}	223.061 {451}	317.933 {106}	228.802 {447}
Units	ppm	ppm	ppm	ppm	ppm	ppm	ppm	ppm	ppm
Avg	**.00090**	**.00105**	**-.00039**	**.00552**	**.00031**	**.00006**	**.00308**	**.02316**	**-.00013**
Stddev	.00050	.00056	.00112	.00036	.00006	.00003	.00054	.00463	.00010
%RSD	55.701	53.031	288.70	6.4497	18.807	51.713	17.386	19.992	81.900
#1	.00055	.00144	-.00118	.00578	.00027	.00004	.00346	.02643	-.00020
#2	.00126	.00066	.00040	.00527	.00036	.00008	.00270	.01988	-.00005
Check ?	Chk Pass	Chk Pass	Chk Pass	Chk Pass	Chk Pass	Chk Pass	Chk Pass	Chk Pass	Chk Pass
High Limit									
Low Limit									

Elem	Co2286	Cr2055	Cu3247	Fe2599	K_7664	Li6707	Mg2790	Mn2576	Mo2020
Line	228.616 {447}	205.560 {464}	324.754 {104}	259.940 {130}	766.490 { 44}	670.784 { 50}	279.079 {121}2	257.610 {131}	202.030 {467}
Units	ppm	ppm	ppm	ppm	ppm	ppm	ppm	ppm	ppm
Avg	**-.00018**	**-.00004**	**-.00177**	**.01567**	**-.01760**	**-.00046**	**.00431**	**.00020**	**-.00013**
Stddev	.00041	.00007	.00035	.00103	.01577	.00104	.00236	.00002	.00006
%RSD	233.97	173.58	19.551	6.5786	89.616	226.57	54.800	8.3727	43.038
#1	.00012	.00001	-.00201	.01494	-.02875	.00028	.00264	.00021	-.00009
#2	-.00047	-.00009	-.00152	.01640	-.00645	-.00119	.00599	.00019	-.00018
Check ?	Chk Pass	Chk Pass	Chk Pass	Chk Pass	Chk Pass	Chk Pass	Chk Pass	Chk Pass	Chk Pass
High Limit									
Low Limit									

Elem	Na5895	Ni2316	P_1782	Pb2203	S_1820	Sb2068	Se1960	Si2881	Sn1899
Line	589.592 { 57}	231.604 {446}	178.284 {489}	220.353 {453}	182.034 {485}	206.833 {463}	196.090 {472}	288.158 {117}	189.989 {477}
Units	ppm	ppm	ppm	ppm	ppm	ppm	ppm	ppm	ppm
Avg	**.05885**	**-.00034**	**.00316**	**.00108**	**.00695**	**.00236**	**-.00015**	**.01513**	**-.00039**
Stddev	.00181	.00031	.00152	.00299	.00588	.00139	.00614	.00890	.00067
%RSD	3.0740	90.326	47.955	276.85	84.699	58.876	3988.0	58.850	169.22
#1	.05757	-.00056	.00424	-.00103	.00279	.00334	.00418	.00883	.00008
#2	.06013	-.00012	.00209	.00320	.01111	.00138	-.00449	.02142	-.00087
Check ?	Chk Pass	Chk Pass	Chk Pass	Chk Pass	Chk Pass	Chk Pass	Chk Pass	Chk Pass	Chk Pass
High Limit									
Low Limit									

Elem	Sr4077	Th2837	Ti3349	Tl1908	U_3701	V_2924	Zn2062	Zr3391
Line	407.771 { 83}	283.730 {119}	334.904 {101}	190.856 {477}	370.152 { 91}	292.402 {115}	206.200 {163}	339.198 { 99}
Units	ppm	ppm	ppm	ppm	ppm	ppm	ppm	ppm
Avg	**.00007**	**.00141**	**.00020**	**.00158**	**.00962**	**-.00023**	**.00204**	**-.00008**
Stddev	.00001	.00040	.00000	.00078	.00751	.00057	.00019	.00070
%RSD	14.753	28.005	2.0729	49.345	78.120	242.93	9.2856	893.51
#1	.00007	.00169	.00021	.00103	.00431	-.00064	.00217	-.00057
#2	.00006	.00113	.00020	.00213	.01493	.00017	.00191	.00042
Check ?	Chk Pass	Chk Pass	Chk Pass	Chk Pass	Chk Pass	Chk Pass	Chk Pass	Chk Pass
High Limit								
Low Limit								

Int. Std.	Y_2243	Y_3600	Y_3774
Line	224.306 {450}	360.073 { 94}	377.433 { 89}
Units	Cts/S	Cts/S	Cts/S
Avg	**1542.9**	**33622.**	**5913.1**
Stddev	3.6	3.	30.1
%RSD	.23251	.00863	.50857
#1	1545.5	33620.	5934.4
#2	1540.4	33624.	5891.9

Sample Name: 280-83308-E-1-A Acquired: 5/24/2016 2:35:38 Type: Unk
Method: 6500_026(v10) Mode: CONC Corr. Factor: 1.000000
User: kellyca Custom ID1: Custom ID2: Custom ID3:
Comment: 326188 6010B

Elem	Ag3280	Al1670	As1890	B_2089	Ba4554	Be3130	Bi2230	Ca3179	Cd2288
Line	328.068 {103}	167.079 {502}	189.042 {478}	208.959 {461}	455.403 { 74}	313.042 {108}	223.061 {451}	317.933 {106}	228.802 {447}
Units	ppm	ppm	ppm	ppm	ppm	ppm	ppm	ppm	ppm
Avg	**.00062**	**.00290**	**.00005**	**.07321**	**.01183**	**.00002**	**.00128**	**16.972**	**.00013**
Stddev	.00006	.00034	.00555	.00074	.00010	.00003	.00166	.050	.00011
%RSD	9.5967	11.732	10432.	1.0051	.85145	119.68	130.01	.29289	86.850
#1	.00066	.00314	-.00387	.07373	.01176	.00005	.00010	16.937	.00021
#2	.00058	.00266	.00397	.07269	.01191	.00000	.00245	17.007	.00005
Check ?	Chk Pass	Chk Pass	Chk Pass	Chk Pass	Chk Pass	Chk Pass	Chk Pass	Chk Pass	Chk Pass
High Limit									
Low Limit									

Elem	Co2286	Cr2055	Cu3247	Fe2599	K_7664	Li6707	Mg2790	Mn2576	Mo2020
Line	228.616 {447}	205.560 {464}	324.754 {104}	259.940 {130}	766.490 { 44}	670.784 { 50}	279.079 {121}2	257.610 {131}	202.030 {467}
Units	ppm	ppm	ppm	ppm	ppm	ppm	ppm	ppm	ppm
Avg	**.00188**	**.00017**	**-.00084**	**1.8921**	**3.0248**	**-.00046**	**5.1100**	**2.3511**	**.00013**
Stddev	.00013	.00008	.00020	.0073	.0009	.00058	.0080	.0001	.00022
%RSD	6.7268	44.804	23.990	.38593	.03054	126.78	.15677	.00535	176.66
#1	.00179	.00023	-.00070	1.8870	3.0241	-.00087	5.1043	2.3510	-.00003
#2	.00197	.00012	-.00098	1.8973	3.0254	-.00005	5.1156	2.3511	.00028
Check ?	Chk Pass	Chk Pass	Chk Pass	Chk Pass	Chk Pass	Chk Pass	Chk Pass	Chk Pass	Chk Pass
High Limit									
Low Limit									

Elem	Na8183	Ni2316	P_1782	Pb2203	S_1820	Sb2068	Se1960	Si2881	Sn1899
Line	818.326 { 41}	231.604 {446}	178.284 {489}	220.353 {453}	182.034 {485}	206.833 {463}	196.090 {472}	288.158 {117}	189.989 {477}
Units	ppm	ppm	ppm	ppm	ppm	ppm	ppm	ppm	ppm
Avg	**13.035**	**.00153**	**.14995**	**-.00074**	**2.4304**	**.00222**	**.01003**	**16.695**	**.00002**
Stddev	.233	.00012	.00043	.00089	.0154	.00254	.00367	.048	.00005
%RSD	1.7893	7.6707	.28525	121.13	.63177	114.53	36.538	.28621	278.12
#1	13.200	.00144	.15025	-.00011	2.4412	.00402	.00744	16.661	.00006
#2	12.871	.00161	.14964	-.00137	2.4195	.00042	.01262	16.728	-.00002
Check ?	Chk Pass	Chk Pass	Chk Pass	Chk Pass	Chk Pass	Chk Pass	Chk Pass	Chk Pass	Chk Pass
High Limit									
Low Limit									

Elem	Sr4077	Th2837	Ti3349	Tl1908	U_3701	V_2924	Zn2062	Zr3391
Line	407.771 { 83}	283.730 {119}	334.904 {101}	190.856 {477}	370.152 { 91}	292.402 {115}	206.200 {163}	339.198 { 99}
Units	ppm	ppm	ppm	ppm	ppm	ppm	ppm	ppm
Avg	**.19981**	**-.00000**	**-.00025**	**.00163**	**.00516**	**-.00016**	**.00252**	**-.00045**
Stddev	.00023	.00115	.00026	.00163	.01295	.00003	.00041	.00043
%RSD	.11508	33251.	102.90	100.05	250.97	18.582	16.152	95.944
#1	.19964	-.00081	-.00044	.00048	.01432	-.00019	.00281	-.00076
#2	.19997	.00081	-.00007	.00279	-.00400	-.00014	.00223	-.00014
Check ?	Chk Pass	Chk Pass	Chk Pass	Chk Pass	Chk Pass	Chk Pass	Chk Pass	Chk Pass
High Limit								
Low Limit								

Int. Std.	Y_2243	Y_3600	Y_3774
Line	224.306 {450}	360.073 { 94}	377.433 { 89}
Units	Cts/S	Cts/S	Cts/S
Avg	**1521.6**	**32857.**	**5896.2**
Stddev	4.6	24.	.1
%RSD	.30533	.07325	.00215
#1	1518.3	32874.	5896.3
#2	1524.9	32840.	5896.1

Sample Name: 280-83308-E-2-A Acquired: 5/24/2016 2:38:23 Type: Unk
Method: 6500_026(v10) Mode: CONC Corr. Factor: 1.000000
User: kellyca Custom ID1: Custom ID2: Custom ID3:
Comment: 326188 6010B

Elem	Ag3280	Al1670	As1890	B_2089	Ba4554	Be3130	Bi2230	Ca3179	Cd2288
Line	328.068 {103}	167.079 {502}	189.042 {478}	208.959 {461}	455.403 { 74}	313.042 {108}	223.061 {451}	317.933 {106}	228.802 {447}
Units	ppm	ppm	ppm	ppm	ppm	ppm	ppm	ppm	ppm
Avg	**.00049**	**.00210**	**-.00453**	**.01515**	**.00409**	**-.00002**	**.00118**	**13.012**	**-.00006**
Stddev	.00024	.00027	.00249	.00009	.00006	.00001	.00122	.019	.00016
%RSD	49.702	12.705	55.063	.59178	1.4370	35.332	104.07	.14328	245.32
#1	.00032	.00191	-.00277	.01509	.00413	-.00002	.00204	12.999	-.00018
#2	.00066	.00228	-.00629	.01521	.00405	-.00003	.00031	13.025	.00005
Check ?	Chk Pass	Chk Pass	Chk Pass	Chk Pass	Chk Pass	Chk Pass	Chk Pass	Chk Pass	Chk Pass
High Limit									
Low Limit									

Elem	Co2286	Cr2055	Cu3247	Fe2599	K_7664	Li6707	Mg2790	Mn2576	Mo2020
Line	228.616 {447}	205.560 {464}	324.754 {104}	259.940 {130}	766.490 { 44}	670.784 { 50}	279.079 {121}2	257.610 {131}	202.030 {467}
Units	ppm	ppm	ppm	ppm	ppm	ppm	ppm	ppm	ppm
Avg	**-.00059**	**.00007**	**-.00176**	**.01298**	**.71841**	**-.00004**	**8.5275**	**.00184**	**.00005**
Stddev	.00013	.00003	.00041	.00071	.01228	.00021	.0024	.00008	.00000
%RSD	21.371	38.381	23.041	5.4515	1.7092	497.94	.02798	4.4920	10.482
#1	-.00050	.00005	-.00148	.01348	.70973	-.00019	8.5258	.00190	.00004
#2	-.00068	.00009	-.00205	.01248	.72709	.00011	8.5292	.00178	.00005
Check ?	Chk Pass	Chk Pass	Chk Pass	Chk Pass	Chk Pass	Chk Pass	Chk Pass	Chk Pass	Chk Pass
High Limit									
Low Limit									

Elem	Na5895	Ni2316	P_1782	Pb2203	S_1820	Sb2068	Se1960	Si2881	Sn1899
Line	589.592 { 57}	231.604 {446}	178.284 {489}	220.353 {453}	182.034 {485}	206.833 {463}	196.090 {472}	288.158 {117}	189.989 {477}
Units	ppm	ppm	ppm	ppm	ppm	ppm	ppm	ppm	ppm
Avg	**5.2567**	**.00151**	**.03336**	**.00064**	**1.9418**	**-.00114**	**.00533**	**11.217**	**-.00055**
Stddev	.0032	.00059	.00020	.00025	.0051	.00071	.00491	.045	.00083
%RSD	.06137	39.377	.61095	39.102	.26367	61.820	92.128	.39932	152.12
#1	5.2544	.00109	.03351	.00082	1.9382	-.00164	.00881	11.186	.00004
#2	5.2589	.00193	.03322	.00046	1.9454	-.00064	.00186	11.249	-.00114
Check ?	Chk Pass	Chk Pass	Chk Pass	Chk Pass	Chk Pass	Chk Pass	Chk Pass	Chk Pass	Chk Pass
High Limit									
Low Limit									

Elem	Sr4077	Th2837	Ti3349	Tl1908	U_3701	V_2924	Zn2062	Zr3391
Line	407.771 { 83}	283.730 {119}	334.904 {101}	190.856 {477}	370.152 { 91}	292.402 {115}	206.200 {163}	339.198 { 99}
Units	ppm	ppm	ppm	ppm	ppm	ppm	ppm	ppm
Avg	**.06433**	**.00146**	**.00014**	**.00263**	**.00202**	**.00356**	**-.00015**	**.00095**
Stddev	.00019	.00178	.00033	.00048	.00444	.00032	.00140	.00115
%RSD	.30297	122.19	234.76	18.385	219.70	9.1187	918.54	120.30
#1	.06420	.00271	.00037	.00229	-.00112	.00379	-.00114	.00014
#2	.06447	.00020	-.00009	.00297	.00516	.00333	.00084	.00176
Check ?	Chk Pass	Chk Pass	Chk Pass	Chk Pass	Chk Pass	Chk Pass	Chk Pass	Chk Pass
High Limit								
Low Limit								

Int. Std.	Y_2243	Y_3600	Y_3774
Line	224.306 {450}	360.073 { 94}	377.433 { 89}
Units	Cts/S	Cts/S	Cts/S
Avg	**1527.6**	**32874.**	**5907.3**
Stddev	.7	92.	9.4
%RSD	.04540	.27876	.15965
#1	1528.1	32809.	5914.0
#2	1527.1	32939.	5900.6

Sample Name: 280-83308-E-2-Asd@5 Acquired: 5/24/2016 2:41:10 Type: Unk
Method: 6500_026(v10) Mode: CONC Corr. Factor: 1.000000
User: kellyca Custom ID1: Custom ID2: Custom ID3:
Comment: 326188 6010B

Elem	Ag3280	Al1670	As1890	B_2089	Ba4554	Be3130	Bi2230	Ca3179	Cd2288
Line	328.068 {103}	167.079 {502}	189.042 {478}	208.959 {461}	455.403 { 74}	313.042 {108}	223.061 {451}	317.933 {106}	228.802 {447}
Units	ppm	ppm	ppm	ppm	ppm	ppm	ppm	ppm	ppm
Avg	**.00042**	**.00188**	**.00404**	**.00725**	**.00096**	**-.00002**	**.00320**	**2.6269**	**-.00006**
Stddev	.00062	.00011	.00063	.00174	.00004	.00005	.00062	.0176	.00001
%RSD	148.23	5.9213	15.555	23.944	4.6524	240.75	19.524	.67140	22.170
#1	.00086	.00180	.00360	.00848	.00093	-.00006	.00364	2.6394	-.00005
#2	-.00002	.00196	.00448	.00602	.00099	.00002	.00276	2.6145	-.00007
Check ?	Chk Pass	Chk Pass	Chk Pass	Chk Pass	Chk Pass	Chk Pass	Chk Pass	Chk Pass	Chk Pass
High Limit									
Low Limit									

Elem	Co2286	Cr2055	Cu3247	Fe2599	K_7664	Li6707	Mg2790	Mn2576	Mo2020
Line	228.616 {447}	205.560 {464}	324.754 {104}	259.940 {130}	766.490 { 44}	670.784 { 50}	279.079 {121}2	257.610 {131}	202.030 {467}
Units	ppm	ppm	ppm	ppm	ppm	ppm	ppm	ppm	ppm
Avg	**-.00054**	**-.00008**	**-.00186**	**.02768**	**.15151**	**-.00126**	**1.7103**	**.00049**	**-.00022**
Stddev	.00024	.00001	.00022	.00035	.00788	.00080	.0065	.00002	.00012
%RSD	43.826	15.627	11.664	1.2593	5.1979	63.389	.38135	3.7960	56.754
#1	-.00071	-.00008	-.00171	.02743	.14594	-.00182	1.7057	.00051	-.00030
#2	-.00038	-.00007	-.00202	.02793	.15708	-.00069	1.7149	.00048	-.00013
Check ?	Chk Pass	Chk Pass	Chk Pass	Chk Pass	Chk Pass	Chk Pass	Chk Pass	Chk Pass	Chk Pass
High Limit									
Low Limit									

Elem	Na5895	Ni2316	P_1782	Pb2203	S_1820	Sb2068	Se1960	Si2881	Sn1899
Line	589.592 { 57}	231.604 {446}	178.284 {489}	220.353 {453}	182.034 {485}	206.833 {463}	196.090 {472}	288.158 {117}	189.989 {477}
Units	ppm	ppm	ppm	ppm	ppm	ppm	ppm	ppm	ppm
Avg	**1.0678**	**.00020**	**.00908**	**.00065**	**.38265**	**.00188**	**.00676**	**2.2435**	**-.00049**
Stddev	.0023	.00042	.00099	.00163	.00023	.00185	.00136	.0192	.00129
%RSD	.21565	213.86	10.880	250.44	.05960	98.028	20.099	.85389	264.34
#1	1.0662	-.00010	.00838	-.00050	.38281	.00058	.00773	2.2570	.00042
#2	1.0694	.00049	.00978	.00180	.38249	.00319	.00580	2.2299	-.00140
Check ?	Chk Pass	Chk Pass	Chk Pass	Chk Pass	Chk Pass	Chk Pass	Chk Pass	Chk Pass	Chk Pass
High Limit									
Low Limit									

Elem	Sr4077	Th2837	Ti3349	Tl1908	U_3701	V_2924	Zn2062	Zr3391
Line	407.771 { 83}	283.730 {119}	334.904 {101}	190.856 {477}	370.152 { 91}	292.402 {115}	206.200 {163}	339.198 { 99}
Units	ppm	ppm	ppm	ppm	ppm	ppm	ppm	ppm
Avg	**.01291**	**.00115**	**.00007**	**.00291**	**.01658**	**.00043**	**.00108**	**.00036**
Stddev	.00004	.00144	.00062	.00170	.00507	.00021	.00015	.00056
%RSD	.34308	125.35	847.16	58.387	30.601	47.343	13.857	155.81
#1	.01294	.00013	-.00037	.00171	.02017	.00058	.00119	.00076
#2	.01288	.00216	.00051	.00412	.01299	.00029	.00097	-.00004
Check ?	Chk Pass	Chk Pass	Chk Pass	Chk Pass	Chk Pass	Chk Pass	Chk Pass	Chk Pass
High Limit								
Low Limit								

Int. Std.	Y_2243	Y_3600	Y_3774
Line	224.306 {450}	360.073 { 94}	377.433 { 89}
Units	Cts/S	Cts/S	Cts/S
Avg	**1545.5**	**33384.**	**5829.6**
Stddev	1.3	49.	43.6
%RSD	.08446	.14825	.74829
#1	1544.6	33419.	5798.7
#2	1546.4	33349.	5860.4

Sample Name: 280-83308-E-2-B MS Acquired: 5/24/2016 2:43:59 Type: Unk
Method: 6500_026(v10) Mode: CONC Corr. Factor: 1.000000
User: kellyca Custom ID1: Custom ID2: Custom ID3:
Comment: 326188 6010B

Elem	Ag3280	Al1670	As1890	B_2089	Ba4554	Be3130	Bi2230	Ca3179	Cd2288
Line	328.068 {103}	167.079 {502}	189.042 {478}	208.959 {461}	455.403 { 74}	313.042 {108}	223.061 {451}	317.933 {106}	228.802 {447}
Units	ppm	ppm	ppm	ppm	ppm	ppm	ppm	ppm	ppm
Avg	**.04836**	**1.9378**	**1.0478**	**1.1160**	**1.9937**	**.04975**	**2.2959**	**61.250**	**.10665**
Stddev	.00019	.0025	.0066	.0036	.0003	.00015	.0000	.082	.00052
%RSD	.38305	.13067	.62605	.31891	.01311	.29353	.00135	.13405	.48824
#1	.04823	1.9396	1.0431	1.1185	1.9939	.04964	2.2958	61.308	.10702
#2	.04849	1.9360	1.0524	1.1135	1.9935	.04985	2.2959	61.192	.10628
Check ?	Chk Pass	Chk Pass	Chk Pass	Chk Pass	Chk Pass	Chk Pass	Chk Pass	Chk Pass	Chk Pass
High Limit									
Low Limit									

Elem	Co2286	Cr2055	Cu3247	Fe2599	K_7664	Li6707	Mg2790	Mn2576	Mo2020
Line	228.616 {447}	205.560 {464}	324.754 {104}	259.940 {130}	766.490 { 44}	670.784 { 50}	279.079 {121}2	257.610 {131}	202.030 {467}
Units	ppm	ppm	ppm	ppm	ppm	ppm	ppm	ppm	ppm
Avg	**.51343**	W **.20458**	**.25052**	**.96819**	**52.595**	**1.0864**	**56.121**	**.47797**	**1.0669**
Stddev	.00093	.00005	.00014	.00270	.064	.0021	.059	.00145	.0019
%RSD	.18081	.02678	.05659	.27876	.12192	.19028	.10501	.30335	.17588
#1	.51277	.20462	.25062	.97010	52.550	1.0849	56.080	.47695	1.0682
#2	.51408	.20454	.25042	.96628	52.641	1.0879	56.163	.47900	1.0656
Check ?	Chk Pass	Chk Warn	Chk Pass	Chk Pass	Chk Pass	Chk Pass	Chk Pass	Chk Pass	Chk Pass
High Limit		.10000							
Low Limit		-.01000							

Elem	Na8183	Ni2316	P_1782	Pb2203	S_1820	Sb2068	Se1960	Si2881	Sn1899
Line	818.326 { 41}	231.604 {446}	178.284 {489}	220.353 {453}	182.034 {485}	206.833 {463}	196.090 {472}	288.158 {117}	189.989 {477}
Units	ppm	ppm	ppm	ppm	ppm	ppm	ppm	ppm	ppm
Avg	**58.009**	**.49824**	**10.459**	**.51884**	**4.1598**	**.52094**	**2.0692**	**21.079**	**1.9487**
Stddev	.022	.00086	.005	.00047	.0095	.00135	.0048	.051	.0002
%RSD	.03845	.17244	.04535	.09007	.22932	.25946	.23412	.24338	.01243
#1	58.024	.49763	10.462	.51917	4.1666	.51999	2.0727	21.042	1.9489
#2	57.993	.49885	10.455	.51851	4.1531	.52190	2.0658	21.115	1.9486
Check ?	Chk Pass	Chk Pass	Chk Pass	Chk Pass	Chk Pass	Chk Pass	Chk Pass	Chk Pass	Chk Pass
High Limit									
Low Limit									

Elem	Sr4077	Th2837	Ti3349	Tl1908	U_3701	V_2924	Zn2062	Zr3391
Line	407.771 { 83}	283.730 {119}	334.904 {101}	190.856 {477}	370.152 { 91}	292.402 {115}	206.200 {163}	339.198 { 99}
Units	ppm	ppm	ppm	ppm	ppm	ppm	ppm	ppm
Avg	**.99588**	**1.0030**	**.91384**	**1.9400**	**2.1341**	**.46138**	**.46295**	**.47966**
Stddev	.00173	.0005	.00007	.0009	.0144	.00124	.00106	.00327
%RSD	.17377	.05344	.00741	.04449	.67270	.26867	.22940	.68244
#1	.99466	1.0034	.91379	1.9406	2.1239	.46051	.46370	.47735
#2	.99711	1.0026	.91389	1.9394	2.1442	.46226	.46219	.48198
Check ?	Chk Pass	Chk Pass	Chk Pass	Chk Pass	Chk Pass	Chk Pass	Chk Pass	Chk Pass
High Limit								
Low Limit								

Int. Std.	Y_2243	Y_3600	Y_3774
Line	224.306 {450}	360.073 { 94}	377.433 { 89}
Units	Cts/S	Cts/S	Cts/S
Avg	**1459.9**	**31295.**	**5787.1**
Stddev	.9	82.	4.9
%RSD	.06045	.26173	.08515
#1	1459.3	31353.	5790.6
#2	1460.5	31237.	5783.7

Sample Name: 280-83308-E-2-C MSD Acquired: 5/24/2016 2:46:35 Type: Unk
Method: 6500_026(v10) Mode: CONC Corr. Factor: 1.000000
User: kellyca Custom ID1: Custom ID2: Custom ID3:
Comment: 326188 6010B

Elem	Ag3280	Al1670	As1890	B_2089	Ba4554	Be3130	Bi2230	Ca3179	Cd2288
Line	328.068 {103}	167.079 {502}	189.042 {478}	208.959 {461}	455.403 { 74}	313.042 {108}	223.061 {451}	317.933 {106}	228.802 {447}
Units	ppm	ppm	ppm	ppm	ppm	ppm	ppm	ppm	ppm
Avg	**.04909**	**1.9560**	**1.0640**	**1.1296**	**2.0176**	**.05014**	**2.3144**	**61.790**	**.10707**
Stddev	.00006	.0024	.0043	.0008	.0010	.00030	.0028	.218	.00033
%RSD	.12376	.11991	.40799	.07018	.04944	.60762	.11906	.35266	.30576
#1	.04905	1.9577	1.0670	1.1290	2.0169	.04992	2.3163	61.636	.10730
#2	.04914	1.9543	1.0609	1.1301	2.0183	.05035	2.3124	61.944	.10684
Check ?	Chk Pass	Chk Pass	Chk Pass	Chk Pass	Chk Pass	Chk Pass	Chk Pass	Chk Pass	Chk Pass
High Limit									
Low Limit									

Elem	Co2286	Cr2055	Cu3247	Fe2599	K_7664	Li6707	Mg2790	Mn2576	Mo2020
Line	228.616 {447}	205.560 {464}	324.754 {104}	259.940 {130}	766.490 { 44}	670.784 { 50}	279.079 {121}2	257.610 {131}	202.030 {467}
Units	ppm	ppm	ppm	ppm	ppm	ppm	ppm	ppm	ppm
Avg	**.51964**	W **.20707**	**.25466**	**.96674**	**53.310**	**1.0994**	**56.652**	**.48251**	**1.0798**
Stddev	.00222	.00057	.00008	.00483	.049	.0014	.172	.00104	.0031
%RSD	.42649	.27356	.02964	.49958	.09194	.12975	.30324	.21632	.28584
#1	.52121	.20747	.25461	.96333	53.275	1.0984	56.773	.48325	1.0820
#2	.51808	.20667	.25472	.97016	53.344	1.1004	56.530	.48177	1.0777
Check ?	Chk Pass	Chk Warn	Chk Pass	Chk Pass	Chk Pass	Chk Pass	Chk Pass	Chk Pass	Chk Pass
High Limit		.10000							
Low Limit		-.01000							

Elem	Na8183	Ni2316	P_1782	Pb2203	S_1820	Sb2068	Se1960	Si2881	Sn1899
Line	818.326 { 41}	231.604 {446}	178.284 {489}	220.353 {453}	182.034 {485}	206.833 {463}	196.090 {472}	288.158 {117}	189.989 {477}
Units	ppm	ppm	ppm	ppm	ppm	ppm	ppm	ppm	ppm
Avg	**58.671**	**.50238**	**10.583**	**.52334**	**4.2114**	**.53090**	**2.0865**	**21.385**	**1.9696**
Stddev	.251	.00052	.011	.00036	.0044	.00136	.0093	.056	.0087
%RSD	.42730	.10442	.10537	.06938	.10501	.25561	.44609	.26021	.44289
#1	58.494	.50201	10.591	.52308	4.2145	.52994	2.0799	21.345	1.9757
#2	58.849	.50276	10.576	.52359	4.2083	.53186	2.0931	21.424	1.9634
Check ?	Chk Pass	Chk Pass	Chk Pass	Chk Pass	Chk Pass	Chk Pass	Chk Pass	Chk Pass	Chk Pass
High Limit									
Low Limit									

Elem	Sr4077	Th2837	Ti3349	Tl1908	U_3701	V_2924	Zn2062	Zr3391
Line	407.771 { 83}	283.730 {119}	334.904 {101}	190.856 {477}	370.152 { 91}	292.402 {115}	206.200 {163}	339.198 { 99}
Units	ppm	ppm	ppm	ppm	ppm	ppm	ppm	ppm
Avg	**1.0054**	**1.0130**	**.92245**	**1.9565**	**2.1466**	**.46831**	**.46876**	**.48531**
Stddev	.0017	.0010	.00269	.0059	.0194	.00134	.00121	.00175
%RSD	.16902	.10261	.29160	.29915	.90199	.28661	.25906	.36138
#1	1.0042	1.0122	.92435	1.9606	2.1329	.46736	.46962	.48655
#2	1.0066	1.0137	.92055	1.9523	2.1603	.46926	.46790	.48407
Check ?	Chk Pass	Chk Pass	Chk Pass	Chk Pass	Chk Pass	Chk Pass	Chk Pass	Chk Pass
High Limit								
Low Limit								

Int. Std.	Y_2243	Y_3600	Y_3774
Line	224.306 {450}	360.073 { 94}	377.433 { 89}
Units	Cts/S	Cts/S	Cts/S
Avg	**1451.3**	**31183.**	**5774.4**
Stddev	2.7	30.	21.0
%RSD	.18927	.09469	.36298
#1	1449.4	31204.	5789.2
#2	1453.2	31162.	5759.6

Sample Name: 280-83308-E-3-A Acquired: 5/24/2016 2:49:12 Type: Unk
Method: 6500_026(v10) Mode: CONC Corr. Factor: 1.000000
User: kellyca Custom ID1: Custom ID2: Custom ID3:
Comment: 326188 6010B

Elem	Ag3280	Al1670	As1890	B_2089	Ba4554	Be3130	Bi2230	Ca3179	Cd2288
Line	328.068 {103}	167.079 {502}	189.042 {478}	208.959 {461}	455.403 { 74}	313.042 {108}	223.061 {451}	317.933 {106}	228.802 {447}
Units	ppm	ppm	ppm	ppm	ppm	ppm	ppm	ppm	ppm
Avg	**.00057**	**.00153**	**.00122**	**.03092**	**.00323**	**-.00000**	**-.00074**	**10.953**	**.00018**
Stddev	.00058	.00134	.00067	.00032	.00009	.00011	.00264	.025	.00000
%RSD	102.14	87.488	55.241	1.0489	2.8505	2853.9	356.81	.23221	.97130
#1	.00016	.00058	.00074	.03115	.00317	-.00008	.00113	10.935	.00018
#2	.00098	.00248	.00170	.03069	.00330	.00007	-.00260	10.971	.00018
Check ?	Chk Pass	Chk Pass	Chk Pass	Chk Pass	Chk Pass	Chk Pass	Chk Pass	Chk Pass	Chk Pass
High Limit									
Low Limit									

Elem	Co2286	Cr2055	Cu3247	Fe2599	K_7664	Li6707	Mg2790	Mn2576	Mo2020
Line	228.616 {447}	205.560 {464}	324.754 {104}	259.940 {130}	766.490 { 44}	670.784 { 50}	279.079 {121}2	257.610 {131}	202.030 {467}
Units	ppm	ppm	ppm	ppm	ppm	ppm	ppm	ppm	ppm
Avg	**-.00054**	**-.00000**	**-.00145**	**.18417**	**1.1818**	**-.00050**	**5.8541**	**.86081**	**.00108**
Stddev	.00036	.00003	.00006	.00316	.0010	.00099	.0167	.00193	.00049
%RSD	66.412	650.15	3.9191	1.7145	.08305	198.11	.28500	.22439	45.268
#1	-.00028	.00002	-.00149	.18194	1.1825	.00020	5.8659	.86218	.00074
#2	-.00079	-.00002	-.00141	.18641	1.1811	-.00119	5.8423	.85944	.00143
Check ?	Chk Pass	Chk Pass	Chk Pass	Chk Pass	Chk Pass	Chk Pass	Chk Pass	Chk Pass	Chk Pass
High Limit									
Low Limit									

Elem	Na5895	Ni2316	P_1782	Pb2203	S_1820	Sb2068	Se1960	Si2881	Sn1899
Line	589.592 { 57}	231.604 {446}	178.284 {489}	220.353 {453}	182.034 {485}	206.833 {463}	196.090 {472}	288.158 {117}	189.989 {477}
Units	ppm	ppm	ppm	ppm	ppm	ppm	ppm	ppm	ppm
Avg	**5.3588**	**.00069**	**.14451**	**-.00107**	**1.3694**	**.00278**	**.01418**	**14.808**	**-.00018**
Stddev	.0323	.00023	.00493	.00118	.0088	.00039	.00445	.027	.00115
%RSD	.60352	34.125	3.4082	110.50	.63979	14.058	31.353	.18049	640.41
#1	5.3359	.00085	.14103	-.00190	1.3756	.00251	.01733	14.789	.00064
#2	5.3817	.00052	.14799	-.00023	1.3632	.00306	.01104	14.827	-.00099
Check ?	Chk Pass	Chk Pass	Chk Pass	Chk Pass	Chk Pass	Chk Pass	Chk Pass	Chk Pass	Chk Pass
High Limit									
Low Limit									

Elem	Sr4077	Th2837	Ti3349	Tl1908	U_3701	V_2924	Zn2062	Zr3391
Line	407.771 { 83}	283.730 {119}	334.904 {101}	190.856 {477}	370.152 { 91}	292.402 {115}	206.200 {163}	339.198 { 99}
Units	ppm	ppm	ppm	ppm	ppm	ppm	ppm	ppm
Avg	**.07517**	**.00194**	**.00002**	**.00067**	**.00907**	**.00055**	**-.00050**	**.00096**
Stddev	.00004	.00085	.00062	.00202	.01903	.00019	.00114	.00090
%RSD	.05933	43.565	3677.5	300.95	209.89	33.856	226.50	93.723
#1	.07514	.00254	.00045	.00210	-.00439	.00068	-.00131	.00160
#2	.07520	.00134	-.00042	-.00076	.02252	.00042	.00030	.00032
Check ?	Chk Pass	Chk Pass	Chk Pass	Chk Pass	Chk Pass	Chk Pass	Chk Pass	Chk Pass
High Limit								
Low Limit								

Int. Std.	Y_2243	Y_3600	Y_3774
Line	224.306 {450}	360.073 { 94}	377.433 { 89}
Units	Cts/S	Cts/S	Cts/S
Avg	**1526.7**	**32910.**	**5856.4**
Stddev	.9	94.	22.7
%RSD	.05805	.28599	.38744
#1	1526.1	32844.	5872.4
#2	1527.3	32977.	5840.4

Sample Name: ccvh-3900196 Acquired: 5/24/2016 2:51:59 Type: QC
Method: 6500_026(v10) Mode: CONC Corr. Factor: 1.000000
User: kellyca Custom ID1: Custom ID2: Custom ID3:
Comment:

Elem	Ag3280	Al3092	As1890	B_2089	Ba4554	Be3130	Bi2230	Ca3179	Cd2288	Co2286	Cr2055	Cu3247	Fe2714
Units	ppm	ppm	ppm	ppm	ppm	ppm	ppm	ppm	ppm	ppm	ppm	ppm	ppm
Avg	**-.00126**	**46.263**	**.00457**	**.00651**	**.00044**	**-.00012**	**1.0764**	**-.05262**	**-.00092**	**.00365**	**-.00035**	**.00403**	**46.368**
Stddev	.00007	.005	.00077	.00021	.00000	.00002	.0034	.00004	.00020	.00047	.00017	.00013	.151
%RSD	5.2111	.01107	16.751	3.2900	.68875	16.789	.31508	.06943	21.432	12.851	49.703	3.2600	.32669
#1	-.00121	46.259	.00511	.00636	.00044	-.00014	1.0788	-.05260	-.00078	.00399	-.00022	.00413	46.475
#2	-.00130	46.267	.00403	.00666	.00044	-.00011	1.0740	-.05265	-.00106	.00332	-.00047	.00394	46.261
Check ?	None	Chk Pass	None	None	None	None	Chk Pass	None	None	None	None	None	Chk Pass
Value													
Range													

Elem	K_7664	Li6707	Mg2790	Mn2576	Mo2020	Na8183	Ni2316	P_1782	Pb2203	S_1820	Sb2068	Se1960	Si2881
Units	ppm	ppm	ppm	ppm	ppm	ppm	ppm	ppm	ppm	ppm	ppm	ppm	ppm
Avg	**.01030**	**.00065**	**.16708**	**-.00042**	**-.00157**	**255.08**	**-.00016**	**.00614**	**-.00073**	**5.0299**	**.00125**	**.01810**	**.00940**
Stddev	.01327	.00106	.00521	.00008	.00028	.11	.00027	.00261	.00060	.0135	.00104	.00384	.00189
%RSD	128.84	164.17	3.1163	19.739	17.942	.04123	163.31	42.589	81.091	.26793	83.272	21.216	20.078
#1	.01968	.00140	.16340	-.00048	-.00137	255.16	-.00035	.00798	-.00115	5.0394	.00051	.02081	.01073
#2	.00092	-.00010	.17076	-.00036	-.00177	255.01	.00003	.00429	-.00031	5.0204	.00199	.01538	.00806
Check ?	None	None	None	None	None	Chk Pass	None	None	None	Chk Pass	None	None	None
Value													
Range													

Elem	Sn1899	Sr4077	Th2837	Ti3349	Tl1908	U_3701	V_2924	Zn2062	Zr3391
Units	ppm	ppm	ppm	ppm	ppm	ppm	ppm	ppm	ppm
Avg	**-.00015**	**.00041**	**4.9253**	**.02502**	**.00058**	**10.202**	**-.01648**	**-.00288**	**-.01970**
Stddev	.00180	.00011	.0058	.00030	.00041	.005	.00080	.00010	.00058
%RSD	1239.0	27.146	.11737	1.1863	70.403	.05254	4.8661	3.4459	2.9667
#1	-.00142	.00049	4.9294	.02523	.00029	10.206	-.01704	-.00295	-.01929
#2	.00113	.00033	4.9212	.02481	.00087	10.198	-.01591	-.00281	-.02011
Check ?	None	None	Chk Pass	None	None	Chk Pass	None	None	None
Value									
Range									

Int. Std.	Y_2243	Y_3600	Y_3774
Units	Cts/S	Cts/S	Cts/S
Avg	**1463.2**	**31158.**	**5688.3**
Stddev	3.5	52.	1.9
%RSD	.23931	.16713	.03315
#1	1460.8	31121.	5689.6
#2	1465.7	31195.	5686.9

Sample Name: ccv-3900195 Acquired: 5/24/2016 2:54:50 Type: QC
Method: 6500_026(v10) Mode: CONC Corr. Factor: 1.000000
User: kellyca Custom ID1: Custom ID2: Custom ID3:
Comment:

Elem	Ag3280	Al1670	As1890	B_2089	Ba4554	Be3130	Bi2230	Ca3179	Cd2288	Co2286	Cr2055	Cu3247
Units	ppm	ppm	ppm	ppm	ppm	ppm	ppm	ppm	ppm	ppm	ppm	ppm
Avg	**.48068**	**.52470**	**1.0298**	F **.56543**	**.49098**	**.49347**	**.00213**	**4.8137**	**.53361**	**.52374**	**.51188**	**.49389**
Stddev	.00091	.00354	.0115	.00337	.00266	.00193	.00271	.0217	.00162	.00090	.00125	.00160
%RSD	.18869	.67424	1.1128	.59684	.54179	.39103	127.22	.45086	.30393	.17260	.24483	.32429
#1	.48132	.52219	1.0217	.56304	.48910	.49210	.00405	4.7984	.53247	.52310	.51100	.49502
#2	.48004	.52720	1.0379	.56782	.49286	.49483	.00021	4.8291	.53476	.52438	.51277	.49275
Check ?	Chk Pass	Chk Pass	Chk Pass	Chk Fail	Chk Pass	Chk Pass	None	Chk Pass	Chk Pass	Chk Pass	Chk Pass	Chk Pass
Value				.50000								
Range				10.000%								

Elem	Fe2599	K_7664	Li6707	Mg2790	Mn2576	Mo2020	Na5895	Ni2316	P_1782	Pb2203	S_1820	Sb2068
Units	ppm	ppm	ppm	ppm	ppm	ppm	ppm	ppm	ppm	ppm	ppm	ppm
Avg	**2.3926**	**50.485**	**1.0557**	**19.388**	**.48827**	**.51798**	**5.2457**	**.50809**	**1.0232**	**1.0729**	**.00482**	**1.0132**
Stddev	.0143	.313	.0069	.071	.00241	.00095	.0005	.00185	.0084	.0059	.00051	.0014
%RSD	.59949	.62054	.65565	.36848	.49333	.18253	.00930	.36484	.82017	.55187	10.534	.13528
#1	2.3825	50.263	1.0508	19.439	.48997	.51731	5.2454	.50678	1.0173	1.0687	.00446	1.0123
#2	2.4028	50.706	1.0606	19.338	.48656	.51865	5.2460	.50940	1.0292	1.0771	.00518	1.0142
Check ?	Chk Pass	Chk Pass	Chk Pass	Chk Pass	Chk Pass	Chk Pass	Chk Pass	Chk Pass	Chk Pass	Chk Pass	None	Chk Pass
Value												
Range												

Elem	Se1960	Si2881	Sn1899	Sr4077	Th2837	Ti3349	Tl1908	U_3701	V_2924	Zn2062	Zr3391
Units	ppm	ppm	ppm	ppm	ppm	ppm	ppm	ppm	ppm	ppm	ppm
Avg	**1.0507**	**4.8688**	**.99821**	**.46483**	**.00603**	**.45681**	**1.0356**	**.01988**	**.45953**	**.48390**	**.48801**
Stddev	.0001	.0528	.00654	.00204	.00027	.00171	.0132	.00130	.00245	.00394	.00124
%RSD	.01442	1.0853	.65470	.43872	4.3991	.37333	1.2786	6.5603	.53263	.81455	.25468
#1	1.0506	4.8314	.99359	.46339	.00622	.45802	1.0262	.02080	.46126	.48668	.48889
#2	1.0508	4.9062	1.0028	.46627	.00584	.45560	1.0449	.01895	.45780	.48111	.48713
Check ?	Chk Pass	Chk Pass	Chk Pass	Chk Pass	None	Chk Pass	Chk Pass	None	Chk Pass	Chk Pass	Chk Pass
Value											
Range											

Int. Std.	Y_2243	Y_3600	Y_3774
Units	Cts/S	Cts/S	Cts/S
Avg	**1520.2**	**32348.**	**5814.4**
Stddev	5.2	3.	22.6
%RSD	.34057	.00868	.38825
#1	1523.8	32350.	5830.4
#2	1516.5	32346.	5798.5

Sample Name: ccb Acquired: 5/24/2016 2:57:30 Type: QC
Method: 6500_026(v10) Mode: CONC Corr. Factor: 1.000000
User: kellyca Custom ID1: Custom ID2: Custom ID3:
Comment:

Elem	Ag3280	Al1670	As1890	B_2089	Ba4554	Be3130	Bi2230	Ca3179	Cd2288	Co2286	Cr2055
Units	ppm	ppm	ppm	ppm	ppm	ppm	ppm	ppm	ppm	ppm	ppm
Avg	**.00065**	**-.00067**	**.00103**	F **.00539**	**.00019**	**.00002**	**.00045**	**-.00948**	**-.00001**	**.00000**	**.00006**
Stddev	.00072	.00032	.00243	.00043	.00003	.00009	.00125	.00063	.00017	.00011	.00011
%RSD	110.31	46.824	235.66	8.0508	17.222	373.74	276.18	6.6620	1762.6	5646.7	181.97
#1	.00014	-.00045	-.00069	.00508	.00017	-.00004	.00133	-.00992	.00011	-.00008	-.00002
#2	.00116	-.00090	.00275	.00570	.00021	.00009	-.00043	-.00903	-.00013	.00008	.00014
Check ?	Chk Pass	Chk Pass	Chk Pass	Chk Fail	Chk Pass	Chk Pass	None	Chk Pass	Chk Pass	Chk Pass	Chk Pass
High Limit				.00312							
Low Limit				-.00312							

Elem	Cu3247	Fe2599	K_7664	Li6707	Mg2790	Mn2576	Mo2020	Na5895	Ni2316	P_1782	Pb2203
Units	ppm	ppm	ppm	ppm	ppm	ppm	ppm	ppm	ppm	ppm	ppm
Avg	W **-.00174**	**.00757**	**.04091**	**-.00075**	**.00483**	**.00014**	**.00012**	**.02861**	**.00013**	**-.00265**	**.00027**
Stddev	.00011	.00163	.02255	.00067	.00270	.00008	.00003	.00253	.00018	.00147	.00081
%RSD	6.0836	21.466	55.122	89.432	55.918	55.485	22.797	8.8551	141.17	55.368	298.58
#1	-.00182	.00872	.05686	-.00027	.00292	.00008	.00010	.02682	.00025	-.00369	-.00030
#2	-.00167	.00642	.02497	-.00122	.00674	.00019	.00014	.03040	.00000	-.00162	.00084
Check ?	Chk Warn	Chk Pass	Chk Pass	Chk Pass	Chk Pass	Chk Pass	Chk Pass	Chk Pass	Chk Pass	Chk Pass	Chk Pass
High Limit	.00136										
Low Limit	-.00136										

Elem	S_1820	Sb2068	Se1960	Si2881	Sn1899	Sr4077	Th2837	Ti3349	Tl1908	U_3701	V_2924
Units	ppm	ppm	ppm	ppm	ppm	ppm	ppm	ppm	ppm	ppm	ppm
Avg	**-.00177**	W **.00625**	W **.00856**	**.00656**	**-.00160**	**.00010**	**.00241**	**.00047**	**.00162**	**.02653**	**.00034**
Stddev	.00050	.00075	.00018	.00857	.00073	.00003	.00045	.00013	.00066	.00124	.00037
%RSD	28.080	12.004	2.0531	130.68	45.414	29.346	18.552	28.345	40.904	4.6665	111.55
#1	-.00142	.00572	.00844	.01261	-.00211	.00012	.00272	.00056	.00209	.02741	.00060
#2	-.00212	.00678	.00868	.00050	-.00108	.00008	.00209	.00037	.00115	.02565	.00007
Check ?	None	Chk Warn	Chk Warn	Chk Pass	Chk Pass	Chk Pass	Chk Pass	Chk Pass	Chk Pass	Chk Pass	Chk Pass
High Limit		.00314	.00486								
Low Limit		-.00314	-.00486								

Elem	Zn2062	Zr3391
Units	ppm	ppm
Avg	**.00049**	**.00039**
Stddev	.00019	.00025
%RSD	39.163	64.717
#1	.00036	.00021
#2	.00063	.00056
Check ?	Chk Pass	Chk Pass
High Limit		
Low Limit		

Int. Std.	Y_2243	Y_3600	Y_3774
Units	Cts/S	Cts/S	Cts/S
Avg	**1531.2**	**33002.**	**5770.6**
Stddev	2.2	100.	16.2
%RSD	.14625	.30201	.28068
#1	1532.8	33072.	5782.0
#2	1529.6	32931.	5759.1

Sample Name: ccvl-3907489 Acquired: 5/24/2016 3:00:19 Type: QC
Method: 6500_026(v10) Mode: CONC Corr. Factor: 1.000000
User: kellyca Custom ID1: Custom ID2: Custom ID3:
Comment:

Elem	Ag3280	Al1670	As1890	B_2089	Ba4554	Be3130	Bi2230	Ca3179	Cd2288	Co2286	Cr2055	Cu3247
Units	ppm	ppm	ppm	ppm	ppm	ppm	ppm	ppm	ppm	ppm	ppm	ppm
Avg	**.00997**	**.10468**	**.01480**	**.10920**	**.01014**	**.00091**	**.11595**	**.21954**	**.00520**	**.01016**	**.01029**	**.01320**
Stddev	.00018	.00018	.00151	.00040	.00003	.00005	.00319	.00087	.00007	.00032	.00023	.00011
%RSD	1.8397	.17012	10.233	.36548	.26977	5.0404	2.7522	.39851	1.3205	3.1703	2.2819	.80883
#1	.00984	.10480	.01372	.10949	.01012	.00088	.11369	.21893	.00525	.00993	.01046	.01328
#2	.01010	.10455	.01587	.10892	.01016	.00094	.11821	.22016	.00515	.01039	.01012	.01313
Check ?	Chk Pass	Chk Pass	Chk Pass	Chk Pass	Chk Pass	Chk Pass	Chk Pass	Chk Pass	Chk Pass	Chk Pass	Chk Pass	Chk Pass
Value												
Range												

Elem	Fe2599	K_7664	Li6707	Mg2790	Mn2576	Mo2020	Na5895	Ni2316	P_1782	Pb2203	S_1820	Sb2068
Units	ppm	ppm	ppm	ppm	ppm	ppm	ppm	ppm	ppm	ppm	ppm	ppm
Avg	**.10655**	**3.0013**	**.00902**	**.19575**	**.00985**	**.02050**	F **1.3513**	**.04071**	**2.8666**	F **.01174**	**-.00248**	**.02264**
Stddev	.00176	.0273	.00032	.00085	.00002	.00008	.0029	.00066	.0163	.00031	.00381	.00051
%RSD	1.6540	.91054	3.5999	.43284	.22849	.40807	.21174	1.6144	.56955	2.6712	153.74	2.2641
#1	.10779	3.0206	.00925	.19635	.00986	.02056	1.3533	.04118	2.8782	.01196	-.00518	.02300
#2	.10530	2.9820	.00879	.19515	.00983	.02044	1.3493	.04025	2.8551	.01152	.00022	.02227
Check ?	Chk Pass	Chk Pass	Chk Pass	Chk Pass	Chk Pass	Chk Pass	Chk Fail	Chk Pass	Chk Pass	Chk Fail	None	Chk Pass
Value							1.0000			.00900		
Range							30.000%			30.000%		

Elem	Se1960	Si2881	Sn1899	Sr4077	Th2837	Ti3349	Tl1908	U_3701	V_2924	Zn2062	Zr3391
Units	ppm	ppm	ppm	ppm	ppm	ppm	ppm	ppm	ppm	ppm	ppm
Avg	F **.02412**	**.48551**	**.09916**	**.00927**	**.01850**	**.00901**	**.01744**	**.05479**	**.00849**	**.02169**	**.01513**
Stddev	.00784	.00158	.00074	.00007	.00082	.00038	.00034	.00601	.00059	.00065	.00033
%RSD	32.504	.32509	.74174	.70849	4.4350	4.1877	1.9480	10.977	6.9530	3.0022	2.1910
#1	.02966	.48663	.09968	.00922	.01908	.00875	.01720	.05053	.00890	.02215	.01490
#2	.01858	.48439	.09864	.00932	.01792	.00928	.01768	.05904	.00807	.02123	.01537
Check ?	Chk Fail	Chk Pass	Chk Pass	Chk Pass	Chk Pass	Chk Pass	Chk Pass	Chk Pass	Chk Pass	Chk Pass	Chk Pass
Value	.01500										
Range	30.000%										

Int. Std.	Y_2243	Y_3600	Y_3774
Units	Cts/S	Cts/S	Cts/S
Avg	**1527.5**	**32962.**	**5749.2**
Stddev	2.3	47.	4.0
%RSD	.15376	.14252	.06913
#1	1525.8	32928.	5752.0
#2	1529.1	32995.	5746.4

Sample Name: 280-83308-E-4-A Acquired: 5/24/2016 3:03:08 Type: Unk
Method: 6500_026(v10) Mode: CONC Corr. Factor: 1.000000
User: kellyca Custom ID1: Custom ID2: Custom ID3:
Comment: 326188 6010B

Elem	Ag3280	Al1670	As1890	B_2089	Ba4554	Be3130	Bi2230	Ca3179	Cd2288
Line	328.068 {103}	167.079 {502}	189.042 {478}	208.959 {461}	455.403 { 74}	313.042 {108}	223.061 {451}	317.933 {106}	228.802 {447}
Units	ppm	ppm	ppm	ppm	ppm	ppm	ppm	ppm	ppm
Avg	**.00050**	**.00287**	**-.00331**	**.06214**	**.01456**	**.00003**	**-.00036**	**33.358**	**.00030**
Stddev	.00061	.00118	.00353	.00047	.00018	.00002	.00033	.036	.00006
%RSD	121.36	41.249	106.61	.75732	1.2322	73.515	90.202	.10837	19.802
#1	.00093	.00371	-.00082	.06180	.01443	.00001	-.00013	33.332	.00034
#2	.00007	.00203	-.00581	.06247	.01468	.00005	-.00059	33.383	.00026
Check ?	Chk Pass	Chk Pass	Chk Pass	Chk Pass	Chk Pass	Chk Pass	Chk Pass	Chk Pass	Chk Pass
High Limit									
Low Limit									

Elem	Co2286	Cr2055	Cu3247	Fe2599	K_7664	Li6707	Mg2790	Mn2576	Mo2020
Line	228.616 {447}	205.560 {464}	324.754 {104}	259.940 {130}	766.490 { 44}	670.784 { 50}	279.079 {121}2	257.610 {131}	202.030 {467}
Units	ppm	ppm	ppm	ppm	ppm	ppm	ppm	ppm	ppm
Avg	**-.00047**	**.00054**	**-.00047**	**.66433**	**3.4480**	**-.00031**	**18.022**	**.00518**	**.00009**
Stddev	.00025	.00008	.00017	.00266	.0297	.00046	.049	.00003	.00001
%RSD	52.195	15.520	35.947	.40012	.86289	147.43	.27220	.51199	5.9012
#1	-.00065	.00060	-.00059	.66245	3.4269	.00001	17.987	.00516	.00009
#2	-.00030	.00048	-.00035	.66621	3.4690	-.00064	18.057	.00520	.00008
Check ?	Chk Pass	Chk Pass	Chk Pass	Chk Pass	Chk Pass	Chk Pass	Chk Pass	Chk Pass	Chk Pass
High Limit									
Low Limit									

Elem	Na5895	Na8183	Ni2316	P_1782	Pb2203	S_1820	Sb2068	Se1960	Si2881
Line	589.592 { 57}	818.326 { 41}	231.604 {446}	178.284 {489}	220.353 {453}	182.034 {485}	206.833 {463}	196.090 {472}	288.158 {117}
Units	ppm	ppm	ppm	ppm	ppm	ppm	ppm	ppm	ppm
Avg	F **10.110**	**10.563**	**.00248**	**.02180**	**.00082**	**3.2840**	**.00193**	**.00445**	**16.790**
Stddev	.004	.220	.00056	.00126	.00118	.0131	.00153	.00435	.021
%RSD	.04380	2.0846	22.631	5.7733	144.80	.39782	79.077	97.823	.12528
#1	10.113	10.408	.00208	.02091	-.00002	3.2747	.00085	.00753	16.805
#2	10.107	10.719	.00287	.02269	.00165	3.2932	.00301	.00137	16.775
Check ?	Chk Fail	Chk Pass	Chk Pass	Chk Pass	Chk Pass	Chk Pass	Chk Pass	Chk Pass	Chk Pass
High Limit	10.000								
Low Limit	-1.0000								

Elem	Sn1899	Sr4077	Th2837	Ti3349	Tl1908	U_3701	V_2924	Zn2062	Zr3391
Line	189.989 {477}	407.771 { 83}	283.730 {119}	334.904 {101}	190.856 {477}	370.152 { 91}	292.402 {115}	206.200 {163}	339.198 { 99}
Units	ppm	ppm	ppm	ppm	ppm	ppm	ppm	ppm	ppm
Avg	**-.00031**	**.23329**	**.00134**	**-.00028**	**.00214**	**.00161**	**.00143**	**.00853**	**.00071**
Stddev	.00149	.00013	.00414	.00056	.00016	.02455	.00022	.00134	.00048
%RSD	479.24	.05388	308.68	197.83	7.3310	1525.9	15.533	15.693	67.439
#1	-.00137	.23320	.00427	-.00068	.00225	-.01575	.00159	.00758	.00037
#2	.00074	.23338	-.00159	.00011	.00203	.01897	.00127	.00948	.00105
Check ?	Chk Pass	Chk Pass	Chk Pass	Chk Pass	Chk Pass	Chk Pass	Chk Pass	Chk Pass	Chk Pass
High Limit									
Low Limit									

Int. Std.	Y_2243	Y_3600	Y_3774
Line	224.306 {450}	360.073 { 94}	377.433 { 89}
Units	Cts/S	Cts/S	Cts/S
Avg	**1508.9**	**32358.**	**5884.1**
Stddev	4.1	87.	9.3
%RSD	.27314	.26985	.15808
#1	1511.8	32420.	5877.6
#2	1506.0	32297.	5890.7

Sample Name: 280-83308-E-5-A Acquired: 5/24/2016 3:05:54 Type: Unk
Method: 6500_026(v10) Mode: CONC Corr. Factor: 1.000000
User: kellyca Custom ID1: Custom ID2: Custom ID3:
Comment: 326188 6010B

Elem	Ag3280	Al1670	As1890	B_2089	Ba4554	Be3130	Bi2230	Ca3179	Cd2288
Line	328.068 {103}	167.079 {502}	189.042 {478}	208.959 {461}	455.403 { 74}	313.042 {108}	223.061 {451}	317.933 {106}	228.802 {447}
Units	ppm	ppm	ppm	ppm	ppm	ppm	ppm	ppm	ppm
Avg	**.00065**	**.00208**	**-.00095**	**.01560**	**.00324**	**.00007**	**.00211**	**13.018**	**.00013**
Stddev	.00024	.00155	.00578	.00037	.00007	.00004	.00154	.015	.00002
%RSD	37.862	74.559	610.73	2.3487	2.2701	52.591	72.943	.11608	18.831
#1	.00047	.00318	.00314	.01534	.00329	.00009	.00102	13.028	.00011
#2	.00082	.00099	-.00503	.01586	.00319	.00004	.00319	13.007	.00015
Check ?	Chk Pass	Chk Pass	Chk Pass	Chk Pass	Chk Pass	Chk Pass	Chk Pass	Chk Pass	Chk Pass
High Limit									
Low Limit									

Elem	Co2286	Cr2055	Cu3247	Fe2599	K_7664	Li6707	Mg2790	Mn2576	Mo2020
Line	228.616 {447}	205.560 {464}	324.754 {104}	259.940 {130}	766.490 { 44}	670.784 { 50}	279.079 {121}2	257.610 {131}	202.030 {467}
Units	ppm	ppm	ppm	ppm	ppm	ppm	ppm	ppm	ppm
Avg	**-.00047**	**.00030**	**-.00148**	**.01391**	**.76877**	**-.00068**	**6.1218**	**1.0722**	**.00021**
Stddev	.00009	.00000	.00001	.00112	.01142	.00012	.0179	.0010	.00001
%RSD	19.457	.91217	1.0122	8.0673	1.4855	18.224	.29281	.08962	5.3802
#1	-.00040	.00030	-.00147	.01311	.77684	-.00077	6.1091	1.0715	.00022
#2	-.00053	.00030	-.00149	.01470	.76069	-.00059	6.1345	1.0728	.00020
Check ?	Chk Pass	Chk Pass	Chk Pass	Chk Pass	Chk Pass	Chk Pass	Chk Pass	Chk Pass	Chk Pass
High Limit									
Low Limit									

Elem	Na5895	Ni2316	P_1782	Pb2203	S_1820	Sb2068	Se1960	Si2881	Sn1899
Line	589.592 { 57}	231.604 {446}	178.284 {489}	220.353 {453}	182.034 {485}	206.833 {463}	196.090 {472}	288.158 {117}	189.989 {477}
Units	ppm	ppm	ppm	ppm	ppm	ppm	ppm	ppm	ppm
Avg	**5.0058**	**.00164**	**.02588**	**-.00025**	**1.2838**	**.00152**	**.00724**	**15.203**	**.00017**
Stddev	.0264	.00027	.00259	.00081	.0050	.00038	.00488	.030	.00099
%RSD	.52791	16.223	10.002	317.75	.38541	25.312	67.352	.19692	567.47
#1	4.9871	.00183	.02771	.00032	1.2803	.00179	.00379	15.224	-.00052
#2	5.0245	.00145	.02405	-.00083	1.2873	.00124	.01069	15.182	.00087
Check ?	Chk Pass	Chk Pass	Chk Pass	Chk Pass	Chk Pass	Chk Pass	Chk Pass	Chk Pass	Chk Pass
High Limit									
Low Limit									

Elem	Sr4077	Th2837	Ti3349	Tl1908	U_3701	V_2924	Zn2062	Zr3391
Line	407.771 { 83}	283.730 {119}	334.904 {101}	190.856 {477}	370.152 { 91}	292.402 {115}	206.200 {163}	339.198 { 99}
Units	ppm	ppm	ppm	ppm	ppm	ppm	ppm	ppm
Avg	**.10301**	**.00141**	**.00022**	**-.00017**	**.00776**	**.00119**	**.00101**	**.00043**
Stddev	.00008	.00096	.00022	.00001	.00736	.00050	.00019	.00014
%RSD	.07674	67.955	97.742	8.1377	94.834	42.605	18.691	31.515
#1	.10296	.00073	.00038	-.00016	.00256	.00083	.00115	.00053
#2	.10307	.00208	.00007	-.00018	.01297	.00154	.00088	.00034
Check ?	Chk Pass	Chk Pass	Chk Pass	Chk Pass	Chk Pass	Chk Pass	Chk Pass	Chk Pass
High Limit								
Low Limit								

Int. Std.	Y_2243	Y_3600	Y_3774
Line	224.306 {450}	360.073 { 94}	377.433 { 89}
Units	Cts/S	Cts/S	Cts/S
Avg	**1533.7**	**32710.**	**5879.7**
Stddev	1.8	60.	1.1
%RSD	.11662	.18253	.01815
#1	1535.0	32752.	5879.0
#2	1532.5	32668.	5880.5

Sample Name: 280-83308-E-6-A Acquired: 5/24/2016 3:08:43 Type: Unk
Method: 6500_026(v10) Mode: CONC Corr. Factor: 1.000000
User: kellyca Custom ID1: Custom ID2: Custom ID3:
Comment: 326188 6010B

Elem	Ag3280	Al1670	As1890	B_2089	Ba4554	Be3130	Bi2230	Ca3179	Cd2288
Line	328.068 {103}	167.079 {502}	189.042 {478}	208.959 {461}	455.403 { 74}	313.042 {108}	223.061 {451}	317.933 {106}	228.802 {447}
Units	ppm	ppm	ppm	ppm	ppm	ppm	ppm	ppm	ppm
Avg	**.00086**	**.00197**	**-.00139**	**.01137**	**.00193**	**-.00002**	**.00400**	**9.2949**	**.00007**
Stddev	.00034	.00109	.00168	.00013	.00013	.00006	.00265	.0345	.00039
%RSD	39.972	55.241	120.70	1.1383	6.8832	304.60	66.170	.37142	529.90
#1	.00062	.00274	-.00258	.01128	.00184	.00002	.00588	9.2705	-.00020
#2	.00110	.00120	-.00020	.01147	.00203	-.00006	.00213	9.3194	.00035
Check ?	Chk Pass	Chk Pass	Chk Pass	Chk Pass	Chk Pass	Chk Pass	Chk Pass	Chk Pass	Chk Pass
High Limit									
Low Limit									

Elem	Co2286	Cr2055	Cu3247	Fe2599	K_7664	Li6707	Mg2790	Mn2576	Mo2020
Line	228.616 {447}	205.560 {464}	324.754 {104}	259.940 {130}	766.490 { 44}	670.784 { 50}	279.079 {121}2	257.610 {131}	202.030 {467}
Units	ppm	ppm	ppm	ppm	ppm	ppm	ppm	ppm	ppm
Avg	**.00001**	**-.00001**	**-.00107**	**.01747**	**.65094**	**.00016**	**5.4445**	**.65371**	**.00025**
Stddev	.00002	.00030	.00053	.00213	.00679	.00037	.0261	.00218	.00039
%RSD	193.04	2237.4	49.863	12.181	1.0426	225.02	.47917	.33304	154.70
#1	-.00000	.00020	-.00069	.01898	.65574	-.00010	5.4261	.65217	.00052
#2	.00003	-.00023	-.00144	.01597	.64614	.00042	5.4629	.65525	-.00002
Check ?	Chk Pass	Chk Pass	Chk Pass	Chk Pass	Chk Pass	Chk Pass	Chk Pass	Chk Pass	Chk Pass
High Limit									
Low Limit									

Elem	Na5895	Ni2316	P_1782	Pb2203	S_1820	Sb2068	Se1960	Si2881	Sn1899
Line	589.592 { 57}	231.604 {446}	178.284 {489}	220.353 {453}	182.034 {485}	206.833 {463}	196.090 {472}	288.158 {117}	189.989 {477}
Units	ppm	ppm	ppm	ppm	ppm	ppm	ppm	ppm	ppm
Avg	**4.5591**	**.00190**	**.02143**	**.00049**	**1.2140**	**.00082**	**.01311**	**12.472**	**-.00123**
Stddev	.0075	.00013	.00048	.00002	.0077	.00159	.00336	.015	.00108
%RSD	.16511	6.6871	2.2501	4.6170	.63144	194.39	25.593	.11871	87.434
#1	4.5538	.00181	.02177	.00047	1.2086	-.00031	.01549	12.462	-.00047
#2	4.5645	.00199	.02109	.00050	1.2195	.00194	.01074	12.483	-.00199
Check ?	Chk Pass	Chk Pass	Chk Pass	Chk Pass	Chk Pass	Chk Pass	Chk Pass	Chk Pass	Chk Pass
High Limit									
Low Limit									

Elem	Sr4077	Th2837	Ti3349	Tl1908	U_3701	V_2924	Zn2062	Zr3391
Line	407.771 { 83}	283.730 {119}	334.904 {101}	190.856 {477}	370.152 { 91}	292.402 {115}	206.200 {163}	339.198 { 99}
Units	ppm	ppm	ppm	ppm	ppm	ppm	ppm	ppm
Avg	**.06594**	**.00120**	**.00031**	**.00169**	**.00593**	**.00059**	**-.00070**	**.00044**
Stddev	.00016	.00043	.00006	.00044	.01932	.00028	.00177	.00058
%RSD	.24186	35.606	21.269	25.889	325.77	47.033	253.09	132.03
#1	.06582	.00090	.00035	.00200	-.00773	.00079	.00055	.00003
#2	.06605	.00150	.00026	.00138	.01959	.00039	-.00195	.00085
Check ?	Chk Pass	Chk Pass	Chk Pass	Chk Pass	Chk Pass	Chk Pass	Chk Pass	Chk Pass
High Limit								
Low Limit								

Int. Std.	Y_2243	Y_3600	Y_3774
Line	224.306 {450}	360.073 { 94}	377.433 { 89}
Units	Cts/S	Cts/S	Cts/S
Avg	**1547.5**	**33068.**	**5892.8**
Stddev	6.0	32.	24.2
%RSD	.38831	.09820	.41142
#1	1551.8	33091.	5909.9
#2	1543.3	33045.	5875.6

Sample Name: 280-83308-E-7-A Acquired: 5/24/2016 3:11:29 Type: Unk
Method: 6500_026(v10) Mode: CONC Corr. Factor: 1.000000
User: kellyca Custom ID1: Custom ID2: Custom ID3:
Comment: 326188 6010B

Elem	Ag3280	Al1670	As1890	B_2089	Ba4554	Be3130	Bi2230	Ca3179	Cd2288
Line	328.068 {103}	167.079 {502}	189.042 {478}	208.959 {461}	455.403 { 74}	313.042 {108}	223.061 {451}	317.933 {106}	228.802 {447}
Units	ppm	ppm	ppm	ppm	ppm	ppm	ppm	ppm	ppm
Avg	**.00065**	**.00187**	**-.00263**	**.01161**	**.00317**	**-.00003**	**.00011**	**9.5601**	**.00022**
Stddev	.00021	.00135	.00054	.00048	.00005	.00001	.00173	.0675	.00017
%RSD	31.934	71.870	20.396	4.1493	1.6658	47.951	1521.1	.70632	74.547
#1	.00050	.00282	-.00301	.01196	.00313	-.00002	.00134	9.5123	.00034
#2	.00080	.00092	-.00225	.01127	.00320	-.00004	-.00111	9.6078	.00010
Check ?	Chk Pass	Chk Pass	Chk Pass	Chk Pass	Chk Pass	Chk Pass	Chk Pass	Chk Pass	Chk Pass
High Limit									
Low Limit									

Elem	Co2286	Cr2055	Cu3247	Fe2599	K_7664	Li6707	Mg2790	Mn2576	Mo2020
Line	228.616 {447}	205.560 {464}	324.754 {104}	259.940 {130}	766.490 { 44}	670.784 { 50}	279.079 {121}2	257.610 {131}	202.030 {467}
Units	ppm	ppm	ppm	ppm	ppm	ppm	ppm	ppm	ppm
Avg	**-.00082**	**.00587**	**-.00115**	**.00638**	**.49807**	**.00147**	**4.4714**	**.00056**	**.00002**
Stddev	.00018	.00007	.00015	.00035	.00911	.00056	.0121	.00001	.00007
%RSD	22.153	1.2506	13.310	5.4450	1.8287	38.245	.27050	1.0036	384.15
#1	-.00069	.00581	-.00126	.00663	.49163	.00108	4.4799	.00056	.00007
#2	-.00095	.00592	-.00104	.00614	.50452	.00187	4.4628	.00055	-.00003
Check ?	Chk Pass	Chk Pass	Chk Pass	Chk Pass	Chk Pass	Chk Pass	Chk Pass	Chk Pass	Chk Pass
High Limit									
Low Limit									

Elem	Na5895	Ni2316	P_1782	Pb2203	S_1820	Sb2068	Se1960	Si2881	Sn1899
Line	589.592 { 57}	231.604 {446}	178.284 {489}	220.353 {453}	182.034 {485}	206.833 {463}	196.090 {472}	288.158 {117}	189.989 {477}
Units	ppm	ppm	ppm	ppm	ppm	ppm	ppm	ppm	ppm
Avg	**6.9808**	**.00424**	**.06115**	**-.00014**	**1.1724**	**.00149**	**.01202**	**20.877**	**-.00164**
Stddev	.0195	.00027	.00179	.00261	.0058	.00173	.00165	.156	.00101
%RSD	.27941	6.2838	2.9223	1806.9	.49842	115.86	13.746	.74815	61.480
#1	6.9670	.00405	.06241	-.00199	1.1683	.00272	.01085	20.766	-.00093
#2	6.9946	.00443	.05989	.00170	1.1766	.00027	.01319	20.987	-.00235
Check ?	Chk Pass	Chk Pass	Chk Pass	Chk Pass	Chk Pass	Chk Pass	Chk Pass	Chk Pass	Chk Pass
High Limit									
Low Limit									

Elem	Sr4077	Th2837	Ti3349	Tl1908	U_3701	V_2924	Zn2062	Zr3391
Line	407.771 { 83}	283.730 {119}	334.904 {101}	190.856 {477}	370.152 { 91}	292.402 {115}	206.200 {163}	339.198 { 99}
Units	ppm	ppm	ppm	ppm	ppm	ppm	ppm	ppm
Avg	**.07584**	**.00309**	**.00010**	**-.00079**	**.00702**	**.00443**	**.00292**	**.00019**
Stddev	.00043	.00044	.00029	.00009	.00284	.00031	.00025	.00020
%RSD	.57031	14.390	302.44	11.219	40.443	6.9914	8.7253	109.97
#1	.07553	.00340	-.00011	-.00073	.00501	.00465	.00274	.00033
#2	.07614	.00277	.00030	-.00086	.00903	.00421	.00310	.00004
Check ?	Chk Pass	Chk Pass	Chk Pass	Chk Pass	Chk Pass	Chk Pass	Chk Pass	Chk Pass
High Limit								
Low Limit								

Int. Std.	Y_2243	Y_3600	Y_3774
Line	224.306 {450}	360.073 { 94}	377.433 { 89}
Units	Cts/S	Cts/S	Cts/S
Avg	**1555.5**	**33094.**	**5899.5**
Stddev	1.4	87.	26.8
%RSD	.08754	.26170	.45509
#1	1556.4	33033.	5918.5
#2	1554.5	33156.	5880.5

Sample Name: 280-83308-E-8-A Acquired: 5/24/2016 3:14:17 Type: Unk
Method: 6500_026(v10) Mode: CONC Corr. Factor: 1.000000
User: kellyca Custom ID1: Custom ID2: Custom ID3:
Comment: 326188 6010B

Elem	Ag3280	Al1670	As1890	B_2089	Ba4554	Be3130	Bi2230	Ca3179	Cd2288
Line	328.068 {103}	167.079 {502}	189.042 {478}	208.959 {461}	455.403 { 74}	313.042 {108}	223.061 {451}	317.933 {106}	228.802 {447}
Units	ppm	ppm	ppm	ppm	ppm	ppm	ppm	ppm	ppm
Avg	**.00046**	**.00194**	**-.00411**	**.07912**	**.00814**	**.00002**	**-.00114**	**21.852**	**.00046**
Stddev	.00006	.00071	.00028	.00035	.00003	.00001	.00272	.044	.00012
%RSD	13.657	36.469	6.7466	.44113	.36021	60.081	238.61	.20132	26.738
#1	.00042	.00244	-.00431	.07887	.00812	.00001	.00078	21.821	.00055
#2	.00051	.00144	-.00392	.07937	.00816	.00002	-.00306	21.884	.00037
Check ?	Chk Pass	Chk Pass	Chk Pass	Chk Pass	Chk Pass	Chk Pass	Chk Pass	Chk Pass	Chk Pass
High Limit									
Low Limit									

Elem	Co2286	Cr2055	Cu3247	Fe2599	K_7664	Li6707	Mg2790	Mn2576	Mo2020
Line	228.616 {447}	205.560 {464}	324.754 {104}	259.940 {130}	766.490 { 44}	670.784 { 50}	279.079 {121}2	257.610 {131}	202.030 {467}
Units	ppm	ppm	ppm	ppm	ppm	ppm	ppm	ppm	ppm
Avg	**-.00028**	**.00045**	**-.00100**	**.57565**	**.95307**	**.00045**	**9.8645**	**.53117**	**.00145**
Stddev	.00009	.00031	.00023	.00188	.00537	.00033	.0276	.00034	.00031
%RSD	31.192	69.696	22.783	.32623	.56299	72.703	.28006	.06406	21.222
#1	-.00035	.00067	-.00116	.57432	.95686	.00022	9.8449	.53093	.00167
#2	-.00022	.00023	-.00084	.57698	.94927	.00068	9.8840	.53141	.00123
Check ?	Chk Pass	Chk Pass	Chk Pass	Chk Pass	Chk Pass	Chk Pass	Chk Pass	Chk Pass	Chk Pass
High Limit									
Low Limit									

Elem	Na8183	Ni2316	P_1782	Pb2203	S_1820	Sb2068	Se1960	Si2881	Sn1899
Line	818.326 { 41}	231.604 {446}	178.284 {489}	220.353 {453}	182.034 {485}	206.833 {463}	196.090 {472}	288.158 {117}	189.989 {477}
Units	ppm	ppm	ppm	ppm	ppm	ppm	ppm	ppm	ppm
Avg	**11.613**	**.00177**	**.26953**	**-.00255**	**1.8601**	**.00347**	**.01456**	**26.343**	**-.00054**
Stddev	.173	.00038	.00159	.00046	.0089	.00109	.00228	.198	.00080
%RSD	1.4863	21.251	.58973	18.074	.48059	31.515	15.660	.75250	147.28
#1	11.735	.00150	.26840	-.00287	1.8538	.00270	.01618	26.202	-.00111
#2	11.491	.00204	.27065	-.00222	1.8664	.00425	.01295	26.483	.00002
Check ?	Chk Pass	Chk Pass	Chk Pass	Chk Pass	Chk Pass	Chk Pass	Chk Pass	Chk Pass	Chk Pass
High Limit									
Low Limit									

Elem	Sr4077	Th2837	Ti3349	Tl1908	U_3701	V_2924	Zn2062	Zr3391
Line	407.771 { 83}	283.730 {119}	334.904 {101}	190.856 {477}	370.152 { 91}	292.402 {115}	206.200 {163}	339.198 { 99}
Units	ppm	ppm	ppm	ppm	ppm	ppm	ppm	ppm
Avg	**.10974**	**.00082**	**.00018**	**-.00115**	**.01546**	**.00050**	**-.00129**	**.00069**
Stddev	.00066	.00098	.00005	.00048	.00089	.00052	.00218	.00011
%RSD	.59744	119.03	28.072	41.478	5.7366	105.02	169.21	16.410
#1	.10927	.00013	.00014	-.00081	.01483	.00013	-.00282	.00077
#2	.11020	.00151	.00021	-.00149	.01608	.00086	.00025	.00061
Check ?	Chk Pass	Chk Pass	Chk Pass	Chk Pass	Chk Pass	Chk Pass	Chk Pass	Chk Pass
High Limit								
Low Limit								

Int. Std.	Y_2243	Y_3600	Y_3774
Line	224.306 {450}	360.073 { 94}	377.433 { 89}
Units	Cts/S	Cts/S	Cts/S
Avg	**1537.9**	**32847.**	**5939.2**
Stddev	2.2	122.	11.9
%RSD	.14388	.37117	.20085
#1	1536.4	32934.	5947.7
#2	1539.5	32761.	5930.8

Sample Name: 280-83308-E-9-A Acquired: 5/24/2016 3:17:03 Type: Unk
Method: 6500_026(v10) Mode: CONC Corr. Factor: 1.000000
User: kellyca Custom ID1: Custom ID2: Custom ID3:
Comment: 326188 6010B

Elem	Ag3280	Al1670	As1890	B_2089	Ba4554	Be3130	Bi2230	Ca3179	Cd2288
Line	328.068 {103}	167.079 {502}	189.042 {478}	208.959 {461}	455.403 { 74}	313.042 {108}	223.061 {451}	317.933 {106}	228.802 {447}
Units	ppm	ppm	ppm	ppm	ppm	ppm	ppm	ppm	ppm
Avg	**.00035**	**.00127**	**-.00468**	**.00863**	**.00261**	**-.00002**	**.00093**	**10.380**	**.00024**
Stddev	.00025	.00119	.00151	.00082	.00016	.00005	.00176	.005	.00029
%RSD	71.090	94.023	32.170	9.4709	6.3038	203.03	189.27	.04702	119.16
#1	.00053	.00211	-.00362	.00921	.00249	.00001	-.00031	10.376	.00045
#2	.00017	.00042	-.00575	.00806	.00273	-.00006	.00217	10.383	.00004
Check ?	Chk Pass	Chk Pass	Chk Pass	Chk Pass	Chk Pass	Chk Pass	Chk Pass	Chk Pass	Chk Pass
High Limit									
Low Limit									

Elem	Co2286	Cr2055	Cu3247	Fe2599	K_7664	Li6707	Mg2790	Mn2576	Mo2020
Line	228.616 {447}	205.560 {464}	324.754 {104}	259.940 {130}	766.490 { 44}	670.784 { 50}	279.079 {121}2	257.610 {131}	202.030 {467}
Units	ppm	ppm	ppm	ppm	ppm	ppm	ppm	ppm	ppm
Avg	**-.00097**	**.01093**	**-.00089**	**.00414**	**.85669**	**.00422**	**7.3158**	**.00041**	**.00025**
Stddev	.00024	.00001	.00017	.00107	.02724	.00080	.0272	.00001	.00007
%RSD	24.433	.07802	19.183	25.846	3.1798	18.916	.37142	3.3080	26.285
#1	-.00080	.01093	-.00101	.00489	.87595	.00365	7.3350	.00042	.00030
#2	-.00113	.01092	-.00077	.00338	.83743	.00478	7.2966	.00040	.00020
Check ?	Chk Pass	Chk Pass	Chk Pass	Chk Pass	Chk Pass	Chk Pass	Chk Pass	Chk Pass	Chk Pass
High Limit									
Low Limit									

Elem	Na5895	Ni2316	P_1782	Pb2203	S_1820	Sb2068	Se1960	Si2881	Sn1899
Line	589.592 { 57}	231.604 {446}	178.284 {489}	220.353 {453}	182.034 {485}	206.833 {463}	196.090 {472}	288.158 {117}	189.989 {477}
Units	ppm	ppm	ppm	ppm	ppm	ppm	ppm	ppm	ppm
Avg	**6.9517**	**.00256**	**.04317**	**.00145**	**1.2447**	**.00122**	**.01287**	**18.513**	**-.00045**
Stddev	.0078	.00090	.00295	.00192	.0037	.00119	.00566	.039	.00065
%RSD	.11223	35.303	6.8426	132.28	.29947	97.641	44.005	.20911	143.03
#1	6.9462	.00320	.04526	.00281	1.2421	.00206	.01687	18.541	-.00092
#2	6.9572	.00192	.04108	.00009	1.2474	.00038	.00886	18.486	.00001
Check ?	Chk Pass	Chk Pass	Chk Pass	Chk Pass	Chk Pass	Chk Pass	Chk Pass	Chk Pass	Chk Pass
High Limit									
Low Limit									

Elem	Sr4077	Th2837	Ti3349	Tl1908	U_3701	V_2924	Zn2062	Zr3391
Line	407.771 { 83}	283.730 {119}	334.904 {101}	190.856 {477}	370.152 { 91}	292.402 {115}	206.200 {163}	339.198 { 99}
Units	ppm	ppm	ppm	ppm	ppm	ppm	ppm	ppm
Avg	**.04765**	**.00164**	**.00004**	**.00092**	**.01320**	**.00269**	**.00186**	**.00145**
Stddev	.00014	.00164	.00002	.00012	.00267	.00082	.00064	.00073
%RSD	.29708	100.05	50.039	13.329	20.203	30.451	34.404	50.362
#1	.04755	.00048	.00006	.00101	.01509	.00327	.00231	.00094
#2	.04775	.00280	.00003	.00083	.01132	.00211	.00141	.00197
Check ?	Chk Pass	Chk Pass	Chk Pass	Chk Pass	Chk Pass	Chk Pass	Chk Pass	Chk Pass
High Limit								
Low Limit								

Int. Std.	Y_2243	Y_3600	Y_3774
Line	224.306 {450}	360.073 { 94}	377.433 { 89}
Units	Cts/S	Cts/S	Cts/S
Avg	**1547.6**	**32914.**	**5920.4**
Stddev	3.6	15.	.6
%RSD	.22983	.04485	.01025
#1	1545.1	32904.	5920.0
#2	1550.2	32925.	5920.8

Sample Name: 280-83308-E-10-A Acquired: 5/24/2016 3:19:49 Type: Unk
Method: 6500_026(v10) Mode: CONC Corr. Factor: 1.000000
User: kellyca Custom ID1: Custom ID2: Custom ID3:
Comment: 326188 6010B

Elem	Ag3280	Al1670	As1890	B_2089	Ba4554	Be3130	Bi2230	Ca3179	Cd2288
Line	328.068 {103}	167.079 {502}	189.042 {478}	208.959 {461}	455.403 { 74}	313.042 {108}	223.061 {451}	317.933 {106}	228.802 {447}
Units	ppm	ppm	ppm	ppm	ppm	ppm	ppm	ppm	ppm
Avg	**.00042**	**.00183**	**.00489**	**.02728**	**.00278**	**-.00005**	**-.00073**	**10.729**	**-.00001**
Stddev	.00010	.00020	.00449	.00020	.00025	.00004	.00181	.063	.00008
%RSD	24.694	10.817	91.763	.74125	9.0198	81.905	249.08	.59129	564.34
#1	.00049	.00197	.00807	.02714	.00261	-.00008	-.00201	10.774	.00004
#2	.00034	.00169	.00172	.02742	.00296	-.00002	.00055	10.684	-.00007
Check ?	Chk Pass	Chk Pass	Chk Pass	Chk Pass	Chk Pass	Chk Pass	Chk Pass	Chk Pass	Chk Pass
High Limit									
Low Limit									

Elem	Co2286	Cr2055	Cu3247	Fe2599	K_7664	Li6707	Mg2790	Mn2576	Mo2020
Line	228.616 {447}	205.560 {464}	324.754 {104}	259.940 {130}	766.490 { 44}	670.784 { 50}	279.079 {121}2	257.610 {131}	202.030 {467}
Units	ppm	ppm	ppm	ppm	ppm	ppm	ppm	ppm	ppm
Avg	**-.00045**	**-.00010**	**-.00081**	**.10363**	**1.0850**	**.00001**	**5.7920**	**.84380**	**.00027**
Stddev	.00018	.00006	.00010	.00076	.0032	.00022	.0295	.00209	.00043
%RSD	39.102	59.399	12.946	.73163	.29897	2815.9	.50974	.24761	161.04
#1	-.00033	-.00006	-.00073	.10309	1.0873	.00016	5.7711	.84232	.00057
#2	-.00058	-.00015	-.00088	.10417	1.0827	-.00015	5.8128	.84527	-.00004
Check ?	Chk Pass	Chk Pass	Chk Pass	Chk Pass	Chk Pass	Chk Pass	Chk Pass	Chk Pass	Chk Pass
High Limit									
Low Limit									

Elem	Na5895	Ni2316	P_1782	Pb2203	S_1820	Sb2068	Se1960	Si2881	Sn1899
Line	589.592 { 57}	231.604 {446}	178.284 {489}	220.353 {453}	182.034 {485}	206.833 {463}	196.090 {472}	288.158 {117}	189.989 {477}
Units	ppm	ppm	ppm	ppm	ppm	ppm	ppm	ppm	ppm
Avg	**5.2331**	**.00032**	**.13683**	**.00198**	**1.3408**	**.00169**	**.01042**	**14.461**	**.00029**
Stddev	.0052	.00016	.00103	.00120	.0033	.00066	.00571	.039	.00156
%RSD	.09926	49.329	.75613	60.918	.24880	38.707	54.778	.26701	533.60
#1	5.2367	.00043	.13756	.00112	1.3384	.00216	.00638	14.488	-.00081
#2	5.2294	.00021	.13610	.00283	1.3431	.00123	.01445	14.434	.00140
Check ?	Chk Pass	Chk Pass	Chk Pass	Chk Pass	Chk Pass	Chk Pass	Chk Pass	Chk Pass	Chk Pass
High Limit									
Low Limit									

Elem	Sr4077	Th2837	Ti3349	Tl1908	U_3701	V_2924	Zn2062	Zr3391
Line	407.771 { 83}	283.730 {119}	334.904 {101}	190.856 {477}	370.152 { 91}	292.402 {115}	206.200 {163}	339.198 { 99}
Units	ppm	ppm	ppm	ppm	ppm	ppm	ppm	ppm
Avg	**.07469**	**.00242**	**.00006**	**.00244**	**-.00072**	**.00044**	**-.00054**	**-.00016**
Stddev	.00010	.00081	.00037	.00094	.00019	.00005	.00077	.00167
%RSD	.13940	33.334	593.71	38.432	26.304	10.874	143.23	1026.9
#1	.07476	.00185	.00033	.00310	-.00059	.00041	-.00108	.00102
#2	.07462	.00299	-.00020	.00178	-.00085	.00048	.00001	-.00135
Check ?	Chk Pass	Chk Pass	Chk Pass	Chk Pass	Chk Pass	Chk Pass	Chk Pass	Chk Pass
High Limit								
Low Limit								

Int. Std.	Y_2243	Y_3600	Y_3774
Line	224.306 {450}	360.073 { 94}	377.433 { 89}
Units	Cts/S	Cts/S	Cts/S
Avg	**1551.1**	**32919.**	**5870.8**
Stddev	3.1	98.	5.0
%RSD	.20022	.29647	.08551
#1	1548.9	32988.	5867.2
#2	1553.3	32850.	5874.3

Sample Name: 280-83308-E-11-A Acquired: 5/24/2016 3:22:36 Type: Unk
Method: 6500_026(v10) Mode: CONC Corr. Factor: 1.000000
User: kellyca Custom ID1: Custom ID2: Custom ID3:
Comment: 326188 6010B

Elem	Ag3280	Al1670	As1890	B_2089	Ba4554	Be3130	Bi2230	Ca3179	Cd2288
Line	328.068 {103}	167.079 {502}	189.042 {478}	208.959 {461}	455.403 { 74}	313.042 {108}	223.061 {451}	317.933 {106}	228.802 {447}
Units	ppm	ppm	ppm	ppm	ppm	ppm	ppm	ppm	ppm
Avg	**.00056**	**.00723**	**-.00756**	**.01543**	**.00372**	**.00000**	**.00100**	**12.937**	**.00039**
Stddev	.00007	.00026	.00228	.00023	.00000	.00001	.00159	.063	.00029
%RSD	13.350	3.5486	30.183	1.5173	.01650	461.51	159.58	.48358	74.491
#1	.00050	.00741	-.00595	.01560	.00372	.00000	-.00013	12.893	.00018
#2	.00061	.00705	-.00918	.01527	.00372	-.00000	.00212	12.981	.00059
Check ?	Chk Pass	Chk Pass	Chk Pass	Chk Pass	Chk Pass	Chk Pass	Chk Pass	Chk Pass	Chk Pass
High Limit									
Low Limit									

Elem	Co2286	Cr2055	Cu3247	Fe2599	K_7664	Li6707	Mg2790	Mn2576	Mo2020
Line	228.616 {447}	205.560 {464}	324.754 {104}	259.940 {130}	766.490 { 44}	670.784 { 50}	279.079 {121}2	257.610 {131}	202.030 {467}
Units	ppm	ppm	ppm	ppm	ppm	ppm	ppm	ppm	ppm
Avg	**-.00033**	**.00036**	**-.00049**	**.02965**	**.78522**	**.00037**	**6.0583**	**1.0778**	**.00033**
Stddev	.00043	.00019	.00006	.00071	.00155	.00056	.0116	.0019	.00016
%RSD	132.39	52.497	13.126	2.4078	.19734	152.98	.19141	.17644	48.997
#1	-.00064	.00023	-.00054	.02915	.78413	.00077	6.0501	1.0791	.00022
#2	-.00002	.00050	-.00045	.03016	.78632	-.00003	6.0665	1.0764	.00045
Check ?	Chk Pass	Chk Pass	Chk Pass	Chk Pass	Chk Pass	Chk Pass	Chk Pass	Chk Pass	Chk Pass
High Limit									
Low Limit									

Elem	Na5895	Ni2316	P_1782	Pb2203	S_1820	Sb2068	Se1960	Si2881	Sn1899
Line	589.592 { 57}	231.604 {446}	178.284 {489}	220.353 {453}	182.034 {485}	206.833 {463}	196.090 {472}	288.158 {117}	189.989 {477}
Units	ppm	ppm	ppm	ppm	ppm	ppm	ppm	ppm	ppm
Avg	**4.9996**	**.00206**	**.02843**	**.00090**	**1.3465**	**.00113**	**.00732**	**14.816**	**-.00014**
Stddev	.0122	.00031	.00465	.00058	.0128	.00129	.00192	.019	.00202
%RSD	.24483	14.883	16.353	64.709	.94830	114.93	26.189	.12681	1467.4
#1	4.9910	.00184	.02514	.00049	1.3555	.00021	.00596	14.803	-.00156
#2	5.0083	.00227	.03171	.00131	1.3374	.00204	.00868	14.829	.00129
Check ?	Chk Pass	Chk Pass	Chk Pass	Chk Pass	Chk Pass	Chk Pass	Chk Pass	Chk Pass	Chk Pass
High Limit									
Low Limit									

Elem	Sr4077	Th2837	Ti3349	Tl1908	U_3701	V_2924	Zn2062	Zr3391
Line	407.771 { 83}	283.730 {119}	334.904 {101}	190.856 {477}	370.152 { 91}	292.402 {115}	206.200 {163}	339.198 { 99}
Units	ppm	ppm	ppm	ppm	ppm	ppm	ppm	ppm
Avg	**.10279**	**.00081**	**.00025**	**.00179**	**.00458**	**.00098**	**.02158**	**.00084**
Stddev	.00024	.00101	.00004	.00000	.03501	.00016	.00025	.00155
%RSD	.22978	124.34	17.941	.05498	764.59	16.749	1.1460	185.27
#1	.10262	.00010	.00022	.00179	.02934	.00110	.02140	-.00026
#2	.10296	.00153	.00028	.00179	-.02018	.00087	.02175	.00194
Check ?	Chk Pass	Chk Pass	Chk Pass	Chk Pass	Chk Pass	Chk Pass	Chk Pass	Chk Pass
High Limit								
Low Limit								

Int. Std.	Y_2243	Y_3600	Y_3774
Line	224.306 {450}	360.073 { 94}	377.433 { 89}
Units	Cts/S	Cts/S	Cts/S
Avg	**1545.2**	**32684.**	**5852.7**
Stddev	.7	59.	30.4
%RSD	.04285	.18134	.51967
#1	1545.6	32642.	5874.3
#2	1544.7	32725.	5831.2

Sample Name: ccvh-3900196 Acquired: 5/24/2016 3:25:22 Type: QC
Method: 6500_026(v10) Mode: CONC Corr. Factor: 1.000000
User: kellyca Custom ID1: Custom ID2: Custom ID3:
Comment:

Elem	Ag3280	Al3092	As1890	B_2089	Ba4554	Be3130	Bi2230	Ca3179	Cd2288	Co2286	Cr2055	Cu3247
Units	ppm	ppm	ppm	ppm	ppm	ppm	ppm	ppm	ppm	ppm	ppm	ppm
Avg	k **-.00993**	**45.016**	k **-.00423**	**.00512**	**.00044**	**-.00019**	**1.0537**	**-.05765**	k **-.00084**	**.00321**	**-.00044**	k **.01175**
Stddev	.01346	.505	.00021	.00028	.00006	.00001	.0012	.00242	.00002	.00023	.00002	.00898
%RSD	135.49	1.1210	5.0482	5.4084	12.979	3.3373	.10992	4.1974	2.7582	7.0798	4.5620	76.398
#1	k -.01945	44.659	k -.00408	.00492	.00048	-.00020	1.0529	-.05593	k -.00086	.00305	-.00042	k .01810
#2	-.00042	45.372	-.00438	.00531	.00040	-.00019	1.0546	-.05936	-.00083	.00337	-.00045	.00540
Check ?	None	Chk Pass	None	None	None	None	Chk Pass	None	None	None	None	None
Value												
Range												

Elem	Fe2714	K_7664	Li6707	Mg2790	Mn2576	Mo2020	Na8183	Ni2316	P_1782	Pb2203	S_1820	Sb2068
Units	ppm	ppm	ppm	ppm	ppm	ppm	ppm	ppm	ppm	ppm	ppm	ppm
Avg	F **44.825**	**-.01088**	**-.00036**	**.16228**	k **-.00017**	**-.00175**	**247.36**	**-.00053**	**.00707**	k **.00211**	**4.9663**	k **.00148**
Stddev	.657	.00473	.00085	.00086	.00039	.00025	3.62	.00039	.00013	.00397	.0053	.00077
%RSD	1.4665	43.428	236.74	.53234	222.73	14.342	1.4618	73.844	1.8848	188.66	.10669	52.489
#1	44.361	-.01422	.00024	.16167	k .00010	-.00157	244.80	-.00080	.00697	k .00492	4.9626	k .00202
#2	45.290	-.00754	-.00096	.16289	-.00045	-.00193	249.92	-.00025	.00716	-.00070	4.9700	.00093
Check ?	Chk Fail	None	None	None	None	None	Chk Pass	None	None	None	Chk Pass	None
Value	50.000											
Range	-10.000%											

Elem	Se1960	Si2881	Sn1899	Sr4077	Th2837	Ti3349	Tl1908	U_3701	V_2924	Zn2062	Zr3391
Units	ppm	ppm	ppm	ppm	ppm	ppm	ppm	ppm	ppm	ppm	ppm
Avg	k **.01232**	**.00061**	**.00064**	**.00030**	k **4.8620**	**.02403**	k **-.00177**	**10.072**	k **-.00904**	**-.00252**	k **.14803**
Stddev	.00031	.01613	.00029	.00004	.0059	.00021	.00008	.036	.01033	.00156	.23863
%RSD	2.5111	2645.8	46.274	13.270	.12146	.86827	4.6492	.36026	114.35	61.857	161.20
#1	k .01210	-.01080	.00043	.00033	k 4.8662	.02417	k -.00171	10.046	k -.00173	-.00363	k .31676
#2	.01254	.01202	.00084	.00027	4.8578	.02388	-.00183	10.097	-.01634	-.00142	-.02071
Check ?	None	None	None	None	Chk Pass	None	None	Chk Pass	None	None	None
Value											
Range											

Int. Std.	Y_2243	Y_3600	Y_3774
Units	Cts/S	Cts/S	Cts/S
Avg	**1485.6**	**31245.**	**5870.1**
Stddev	.3	160.	41.7
%RSD	.01733	.51172	.70966
#1	1485.8	31358.	5899.6
#2	1485.4	31132.	5840.7

Sample Name: ccv-3900195 Acquired: 5/24/2016 3:28:15 Type: QC
Method: 6500_026(v10) Mode: CONC Corr. Factor: 1.000000
User: kellyca Custom ID1: Custom ID2: Custom ID3:
Comment:

Elem	Ag3280	Al1670	As1890	B_2089	Ba4554	Be3130	Bi2230	Ca3179	Cd2288	Co2286	Cr2055	Cu3247	Fe2599	K_7664
Units	ppm	ppm	ppm	ppm	ppm	ppm	ppm	ppm	ppm	ppm	ppm	ppm	ppm	ppm
Avg	**.48212**	**.52143**	**1.0160**	**.54687**	**.48544**	**.48773**	**.00373**	**4.7572**	**.51722**	**.51212**	**.49901**	**.49151**	**2.3735**	**50.310**
Stddev	.00052	.00800	.0017	.00219	.00057	.00146	.00387	.0011	.00108	.00005	.00077	.00113	.0103	.117
%RSD	.10687	1.5337	.16826	.40007	.11640	.29923	103.90	.02296	.20967	.00935	.15530	.22937	.43525	.23296
#1	.48248	.52709	1.0173	.54532	.48504	.48670	.00647	4.7564	.51646	.51208	.49846	.49231	2.3662	50.228
#2	.48175	.51578	1.0148	.54841	.48584	.48876	.00099	4.7579	.51799	.51215	.49956	.49071	2.3808	50.393
Check ?	Chk Pass	Chk Pass	Chk Pass	Chk Pass	Chk Pass	Chk Pass	None	Chk Pass	Chk Pass	Chk Pass	Chk Pass	Chk Pass	Chk Pass	Chk Pass
Value														
Range														

Elem	Li6707	Mg2790	Mn2576	Mo2020	Na5895	Ni2316	P_1782	Pb2203	S_1820	Sb2068	Se1960	Si2881	Sn1899	Sr4077
Units	ppm	ppm	ppm	ppm	ppm	ppm	ppm	ppm	ppm	ppm	ppm	ppm	ppm	ppm
Avg	**1.0470**	**19.467**	**.48302**	**.50441**	**5.2819**	**.50113**	**1.0148**	**1.0494**	**.00416**	**.99996**	**1.0310**	**4.7703**	**.98992**	**.46768**
Stddev	.0011	.017	.00099	.00032	.0005	.00038	.0090	.0031	.00671	.00022	.0022	.0032	.00215	.00121
%RSD	.10614	.08709	.20580	.06364	.00952	.07518	.88860	.29224	161.41	.02197	.21180	.06692	.21723	.25966
#1	1.0462	19.479	.48231	.50464	5.2822	.50086	1.0084	1.0515	.00890	.99981	1.0294	4.7726	.98840	.46682
#2	1.0478	19.455	.48372	.50418	5.2815	.50140	1.0212	1.0472	-.00059	1.0001	1.0325	4.7680	.99144	.46853
Check ?	Chk Pass	Chk Pass	Chk Pass	Chk Pass	Chk Pass	Chk Pass	Chk Pass	Chk Pass	None	Chk Pass	Chk Pass	Chk Pass	Chk Pass	Chk Pass
Value														
Range														

Elem	Th2837	Ti3349	Tl1908	U_3701	V_2924	Zn2062	Zr3391
Units	ppm	ppm	ppm	ppm	ppm	ppm	ppm
Avg	**.00656**	**.46003**	**1.0319**	**.00839**	**.46286**	**.48041**	**.48156**
Stddev	.00056	.00044	.0025	.01614	.00081	.00247	.00398
%RSD	8.5825	.09663	.23822	192.25	.17600	.51332	.82606
#1	.00616	.45971	1.0302	.01980	.46344	.47867	.47875
#2	.00696	.46034	1.0337	-.00302	.46229	.48216	.48437
Check ?	None	Chk Pass	Chk Pass	None	Chk Pass	Chk Pass	Chk Pass
Value							
Range							

Int. Std.	Y_2243	Y_3600	Y_3774
Units	Cts/S	Cts/S	Cts/S
Avg	**1542.9**	**32279.**	**5813.7**
Stddev	4.6	10.	16.4
%RSD	.29757	.03212	.28259
#1	1546.1	32271.	5825.3
#2	1539.6	32286.	5802.0

Sample Name: ccb Acquired: 5/24/2016 3:30:55 Type: QC
Method: 6500_026(v10) Mode: CONC Corr. Factor: 1.000000
User: kellyca Custom ID1: Custom ID2: Custom ID3:
Comment:

Elem	Ag3280	Al1670	As1890	B_2089	Ba4554	Be3130	Bi2230	Ca3179	Cd2288	Co2286	Cr2055	Cu3247
Units	ppm	ppm	ppm	ppm	ppm	ppm	ppm	ppm	ppm	ppm	ppm	ppm
Avg	**.00035**	**-.00008**	**.00127**	F **.00393**	**.00021**	**.00004**	**.00523**	**-.00576**	**.00016**	**-.00011**	**-.00006**	**-.00098**
Stddev	.00014	.00005	.00180	.00084	.00005	.00005	.00140	.00082	.00014	.00024	.00025	.00002
%RSD	39.790	65.978	141.86	21.397	24.062	110.64	26.846	14.182	85.095	211.36	425.01	1.6117
#1	.00045	-.00004	-.00000	.00452	.00017	.00008	.00424	-.00634	.00007	.00006	-.00024	-.00099
#2	.00025	-.00011	.00254	.00333	.00024	.00001	.00622	-.00519	.00026	-.00028	.00012	-.00097
Check ?	Chk Pass	Chk Pass	Chk Pass	Chk Fail	Chk Pass	Chk Pass	None	Chk Pass	Chk Pass	Chk Pass	Chk Pass	Chk Pass
High Limit				.00312								
Low Limit				-.00312								

Elem	Fe2599	K_7664	Li6707	Mg2790	Mn2576	Mo2020	Na5895	Ni2316	P_1782	Pb2203	S_1820	Sb2068
Units	ppm	ppm	ppm	ppm	ppm	ppm	ppm	ppm	ppm	ppm	ppm	ppm
Avg	**.01229**	**.04534**	**-.00047**	**-.00164**	**.00005**	**.00037**	**.02798**	**-.00001**	**.00287**	**-.00063**	**-.00252**	W **.00531**
Stddev	.00312	.01395	.00083	.00020	.00005	.00023	.00557	.00016	.00227	.00165	.00330	.00185
%RSD	25.407	30.774	178.65	12.505	106.98	63.880	19.912	2397.2	78.972	264.61	130.52	34.736
#1	.01450	.05521	.00012	-.00149	.00008	.00020	.03191	.00010	.00447	-.00180	-.00486	.00662
#2	.01008	.03548	-.00106	-.00178	.00001	.00053	.02404	-.00012	.00127	.00054	-.00019	.00401
Check ?	Chk Pass	Chk Pass	Chk Pass	Chk Pass	Chk Pass	Chk Pass	Chk Pass	Chk Pass	Chk Pass	Chk Pass	None	Chk Warn
High Limit												.00314
Low Limit												-.00314

Elem	Se1960	Si2881	Sn1899	Sr4077	Th2837	Ti3349	Tl1908	U_3701	V_2924	Zn2062	Zr3391
Units	ppm	ppm	ppm	ppm	ppm	ppm	ppm	ppm	ppm	ppm	ppm
Avg	W **.00845**	**.00887**	**-.00183**	**.00005**	**.00073**	**.00008**	**-.00032**	**.01147**	**.00040**	**.00101**	**-.00085**
Stddev	.00166	.00512	.00045	.00001	.00012	.00004	.00042	.00253	.00089	.00165	.00001
%RSD	19.653	57.788	24.780	21.844	15.867	56.826	129.72	22.023	225.13	162.87	1.1105
#1	.00962	.01249	-.00215	.00004	.00081	.00005	-.00062	.01326	-.00023	.00218	-.00086
#2	.00727	.00524	-.00151	.00005	.00064	.00011	-.00003	.00968	.00102	-.00015	-.00084
Check ?	Chk Warn	Chk Pass	Chk Pass	Chk Pass	Chk Pass	Chk Pass	Chk Pass	Chk Pass	Chk Pass	Chk Pass	Chk Pass
High Limit	.00486										
Low Limit	-.00486										

Int. Std.	Y_2243	Y_3600	Y_3774
Units	Cts/S	Cts/S	Cts/S
Avg	**1540.9**	**32585.**	**5701.2**
Stddev	1.5	18.	6.7
%RSD	.09868	.05647	.11757
#1	1542.0	32572.	5706.0
#2	1539.8	32598.	5696.5

Sample Name: ccvl-3907489 Acquired: 5/24/2016 3:33:45 Type: QC
Method: 6500_026(v10) Mode: CONC Corr. Factor: 1.000000
User: kellyca Custom ID1: Custom ID2: Custom ID3:
Comment:

Elem	Ag3280	Al1670	As1890	B_2089	Ba4554	Be3130	Bi2230	Ca3179	Cd2288	Co2286	Cr2055	Cu3247
Units	ppm	ppm	ppm	ppm	ppm	ppm	ppm	ppm	ppm	ppm	ppm	ppm
Avg	**.00984**	**.10505**	**.01683**	**.10567**	**.01004**	**.00102**	**.11255**	**.22171**	**.00500**	**.01015**	**.00987**	**.01433**
Stddev	.00001	.00127	.00048	.00030	.00001	.00005	.00155	.00482	.00014	.00039	.00018	.00014
%RSD	.13008	1.2045	2.8356	.28569	.06520	4.6923	1.3788	2.1722	2.7747	3.8684	1.7939	.97517
#1	.00985	.10416	.01716	.10588	.01004	.00105	.11365	.22512	.00509	.00987	.00975	.01423
#2	.00983	.10595	.01649	.10545	.01005	.00099	.11145	.21831	.00490	.01043	.01000	.01443
Check ?	Chk Pass	Chk Pass	Chk Pass	Chk Pass	Chk Pass	Chk Pass	Chk Pass	Chk Pass	Chk Pass	Chk Pass	Chk Pass	Chk Pass
Value												
Range												

Elem	Fe2599	K_7664	Li6707	Mg2790	Mn2576	Mo2020	Na5895	Ni2316	P_1782	Pb2203	S_1820	Sb2068
Units	ppm	ppm	ppm	ppm	ppm	ppm	ppm	ppm	ppm	ppm	ppm	ppm
Avg	**.10604**	**3.0495**	**.01064**	**.19889**	**.00979**	**.02032**	F **1.3371**	**.04091**	**2.8586**	F **.01178**	**.00335**	**.02165**
Stddev	.00318	.0058	.00004	.00378	.00005	.00011	.0050	.00032	.0120	.00171	.00131	.00099
%RSD	2.9991	.19021	.41693	1.9017	.54008	.55948	.37003	.78706	.42132	14.532	39.078	4.5936
#1	.10829	3.0454	.01061	.19621	.00976	.02040	1.3336	.04069	2.8501	.01299	.00242	.02235
#2	.10379	3.0536	.01067	.20156	.00983	.02024	1.3406	.04114	2.8671	.01057	.00427	.02094
Check ?	Chk Pass	Chk Pass	Chk Pass	Chk Pass	Chk Pass	Chk Pass	Chk Fail	Chk Pass	Chk Pass	Chk Fail	None	Chk Pass
Value							1.0000			.00900		
Range							30.000%			30.000%		

Elem	Se1960	Si2881	Sn1899	Sr4077	Th2837	Ti3349	Tl1908	U_3701	V_2924	Zn2062	Zr3391
Units	ppm	ppm	ppm	ppm	ppm	ppm	ppm	ppm	ppm	ppm	ppm
Avg	**.01908**	**.46962**	**.09903**	**.00942**	**.01760**	**.00934**	**.01756**	**.06932**	**.00932**	**.01983**	**.01378**
Stddev	.00213	.00120	.00094	.00006	.00191	.00003	.00178	.00433	.00008	.00100	.00106
%RSD	11.140	.25597	.95032	.59211	10.871	.37259	10.147	6.2513	.82609	5.0631	7.6944
#1	.01758	.46877	.09969	.00938	.01895	.00937	.01630	.07238	.00937	.02054	.01303
#2	.02059	.47047	.09836	.00946	.01625	.00932	.01882	.06625	.00926	.01912	.01453
Check ?	Chk Pass	Chk Pass	Chk Pass	Chk Pass	Chk Pass	Chk Pass	Chk Pass	Chk Pass	Chk Pass	Chk Pass	Chk Pass
Value											
Range											

Int. Std.	Y_2243	Y_3600	Y_3774
Units	Cts/S	Cts/S	Cts/S
Avg	**1541.9**	**32742.**	**5730.8**
Stddev	.2	85.	19.3
%RSD	.01496	.26056	.33663
#1	1542.1	32682.	5717.2
#2	1541.8	32803.	5744.5

Sample Name: MB 280-326191/1-A Acquired: 5/24/2016 3:36:34 Type: Unk
Method: 6500_026(v10) Mode: CONC Corr. Factor: 1.000000
User: kellyca Custom ID1: 5/20 Custom ID2: Custom ID3:
Comment: 326191 6010B

Elem	Ag3280	Al1670	As1890	B_2089	Ba4554	Be3130	Bi2230	Ca3179	Cd2288
Line	328.068 {103}	167.079 {502}	189.042 {478}	208.959 {461}	455.403 { 74}	313.042 {108}	223.061 {451}	317.933 {106}	228.802 {447}
Units	ppm	ppm	ppm	ppm	ppm	ppm	ppm	ppm	ppm
Avg	**.00064**	**.00298**	**.00088**	**.00319**	**.00013**	**.00002**	**.00126**	**.00760**	**-.00011**
Stddev	.00006	.00007	.00540	.00067	.00010	.00000	.00106	.00036	.00021
%RSD	9.5758	2.2441	612.66	20.904	78.088	21.777	84.295	4.7722	185.10
#1	.00069	.00293	-.00294	.00366	.00006	.00002	.00051	.00785	.00003
#2	.00060	.00303	.00470	.00272	.00020	.00001	.00201	.00734	-.00026
Check ?	Chk Pass	Chk Pass	Chk Pass	Chk Pass	Chk Pass	Chk Pass	Chk Pass	Chk Pass	Chk Pass
High Limit									
Low Limit									

Elem	Co2286	Cr2055	Cu3247	Fe2599	K_7664	Li6707	Mg2790	Mn2576	Mo2020
Line	228.616 {447}	205.560 {464}	324.754 {104}	259.940 {130}	766.490 { 44}	670.784 { 50}	279.079 {121}2	257.610 {131}	202.030 {467}
Units	ppm	ppm	ppm	ppm	ppm	ppm	ppm	ppm	ppm
Avg	**-.00002**	**-.00026**	**-.00061**	**.01100**	**-.00035**	**-.00030**	**.00612**	**.00013**	**-.00011**
Stddev	.00013	.00024	.00013	.00172	.02075	.00170	.00496	.00006	.00000
%RSD	779.95	91.142	20.792	15.640	5898.4	563.97	80.982	43.122	2.0189
#1	.00008	-.00009	-.00052	.01222	.01432	.00090	.00962	.00017	-.00011
#2	-.00011	-.00043	-.00070	.00978	-.01502	-.00150	.00262	.00009	-.00011
Check ?	Chk Pass	Chk Pass	Chk Pass	Chk Pass	Chk Pass	Chk Pass	Chk Pass	Chk Pass	Chk Pass
High Limit									
Low Limit									

Elem	Na5895	Ni2316	P_1782	Pb2203	S_1820	Sb2068	Se1960	Si2881	Sn1899
Line	589.592 { 57}	231.604 {446}	178.284 {489}	220.353 {453}	182.034 {485}	206.833 {463}	196.090 {472}	288.158 {117}	189.989 {477}
Units	ppm	ppm	ppm	ppm	ppm	ppm	ppm	ppm	ppm
Avg	**.01793**	**.00048**	**.00312**	**.00004**	**.00065**	**.00197**	W **.00891**	**.01969**	**.00001**
Stddev	.00113	.00024	.00157	.00076	.00011	.00104	.00457	.01228	.00176
%RSD	6.3111	49.439	50.353	2130.7	16.476	52.469	51.334	62.357	17362.
#1	.01873	.00065	.00423	-.00050	.00073	.00271	.00567	.01101	-.00123
#2	.01713	.00032	.00201	.00057	.00057	.00124	.01214	.02838	.00125
Check ?	Chk Pass	Chk Pass	Chk Pass	Chk Pass	Chk Pass	Chk Pass	Chk Warn	Chk Pass	Chk Pass
High Limit							.00500		
Low Limit							-.00500		

Elem	Sr4077	Th2837	Ti3349	Tl1908	U_3701	V_2924	Zn2062	Zr3391
Line	407.771 { 83}	283.730 {119}	334.904 {101}	190.856 {477}	370.152 { 91}	292.402 {115}	206.200 {163}	339.198 { 99}
Units	ppm	ppm	ppm	ppm	ppm	ppm	ppm	ppm
Avg	**.00004**	**.00268**	**.00020**	**.00128**	**.01557**	**-.00018**	**.00321**	**-.00005**
Stddev	.00001	.00039	.00013	.00031	.00938	.00016	.00091	.00233
%RSD	20.564	14.717	64.011	24.122	60.260	89.713	28.205	4550.3
#1	.00005	.00296	.00011	.00107	.00893	-.00030	.00257	-.00170
#2	.00003	.00240	.00029	.00150	.02220	-.00007	.00385	.00160
Check ?	Chk Pass	Chk Pass	Chk Pass	Chk Pass	Chk Pass	Chk Pass	Chk Pass	Chk Pass
High Limit								
Low Limit								

Int. Std.	Y_2243	Y_3600	Y_3774
Line	224.306 {450}	360.073 { 94}	377.433 { 89}
Units	Cts/S	Cts/S	Cts/S
Avg	**1551.1**	**32916.**	**5779.0**
Stddev	2.0	76.	9.1
%RSD	.12626	.22941	.15791
#1	1552.5	32969.	5785.4
#2	1549.7	32862.	5772.5

Sample Name: LCS 280-326191/2-A Acquired: 5/24/2016 3:39:24 Type: Unk
Method: 6500_026(v10) Mode: CONC Corr. Factor: 1.000000
User: kellyca Custom ID1: Custom ID2: Custom ID3:
Comment: 326191 6010B

Elem	Ag3280	Al1670	As1890	B_2089	Ba4554	Be3130	Bi2230	Ca3179	Cd2288
Line	328.068 {103}	167.079 {502}	189.042 {478}	208.959 {461}	455.403 { 74}	313.042 {108}	223.061 {451}	317.933 {106}	228.802 {447}
Units	ppm	ppm	ppm	ppm	ppm	ppm	ppm	ppm	ppm
Avg	**.05062**	**1.9586**	**1.0578**	**1.0854**	**2.0032**	**.04984**	F **2.2594**	**48.233**	**.10419**
Stddev	.00023	.0029	.0087	.0026	.0035	.00018	.0134	.142	.00012
%RSD	.46014	.14785	.82411	.23950	.17443	.35367	.59276	.29437	.11877
#1	.05079	1.9607	1.0639	1.0872	2.0007	.04996	2.2689	48.133	.10410
#2	.05046	1.9566	1.0516	1.0836	2.0057	.04972	2.2500	48.334	.10427
Check ?	Chk Pass	Chk Pass	Chk Pass	Chk Pass	Chk Pass	Chk Pass	Chk Fail	Chk Pass	Chk Pass
High Limit							2.2000		
Low Limit							1.8000		

Elem	Co2286	Cr2055	Cu3247	Fe2599	K_7664	Li6707	Mg2790	Mn2576	Mo2020
Line	228.616 {447}	205.560 {464}	324.754 {104}	259.940 {130}	766.490 { 44}	670.784 { 50}	279.079 {121}2	257.610 {131}	202.030 {467}
Units	ppm	ppm	ppm	ppm	ppm	ppm	ppm	ppm	ppm
Avg	**.50832**	F **.20227**	**.25751**	**.95689**	**52.971**	**1.0986**	**49.380**	**.48280**	**1.0428**
Stddev	.00083	.00018	.00091	.00611	.099	.0017	.288	.00095	.0025
%RSD	.16243	.08897	.35357	.63813	.18725	.15778	.58383	.19594	.24364
#1	.50890	.20239	.25815	.95258	52.901	1.0974	49.583	.48347	1.0446
#2	.50773	.20214	.25687	.96121	53.041	1.0998	49.176	.48213	1.0410
Check ?	Chk Pass	Chk Fail	Chk Pass	Chk Pass	Chk Pass	Chk Pass	Chk Pass	Chk Pass	Chk Pass
High Limit		.05750							
Low Limit		.04300							

Elem	Na8183	Ni2316	P_1782	Pb2203	S_1820	Sb2068	Se1960	Si2881	Sn1899
Line	818.326 { 41}	231.604 {446}	178.284 {489}	220.353 {453}	182.034 {485}	206.833 {463}	196.090 {472}	288.158 {117}	189.989 {477}
Units	ppm	ppm	ppm	ppm	ppm	ppm	ppm	ppm	ppm
Avg	**53.545**	**.50328**	**10.562**	**.52045**	**2.0991**	**.52365**	**2.0995**	**9.4937**	**1.9563**
Stddev	.040	.00180	.008	.00169	.0126	.00113	.0022	.0492	.0088
%RSD	.07476	.35850	.07903	.32393	.59852	.21606	.10429	.51800	.44959
#1	53.573	.50456	10.568	.52164	2.1080	.52445	2.0979	9.4589	1.9625
#2	53.517	.50201	10.556	.51926	2.0902	.52285	2.1010	9.5284	1.9501
Check ?	Chk Pass	Chk Pass	Chk Pass	Chk Pass	Chk Pass	Chk Pass	Chk Pass	Chk Pass	Chk Pass
High Limit									
Low Limit									

Elem	Sr4077	Th2837	Ti3349	Tl1908	U_3701	V_2924	Zn2062	Zr3391
Line	407.771 { 83}	283.730 {119}	334.904 {101}	190.856 {477}	370.152 { 91}	292.402 {115}	206.200 {163}	339.198 { 99}
Units	ppm	ppm	ppm	ppm	ppm	ppm	ppm	ppm
Avg	**.96422**	**1.0029**	**.94582**	**2.0182**	**2.1686**	**.47315**	**.47792**	**.48069**
Stddev	.00107	.0050	.00443	.0006	.0094	.00370	.00282	.00041
%RSD	.11108	.49850	.46825	.03193	.43261	.78298	.59066	.08461
#1	.96346	1.0064	.94896	2.0177	2.1619	.47577	.47992	.48041
#2	.96497	.99934	.94269	2.0187	2.1752	.47053	.47593	.48098
Check ?	Chk Pass	Chk Pass	Chk Pass	Chk Pass	Chk Pass	Chk Pass	Chk Pass	Chk Pass
High Limit								
Low Limit								

Int. Std.	Y_2243	Y_3600	Y_3774
Line	224.306 {450}	360.073 { 94}	377.433 { 89}
Units	Cts/S	Cts/S	Cts/S
Avg	**1471.9**	**30785.**	**5708.1**
Stddev	1.7	109.	19.1
%RSD	.11474	.35288	.33526
#1	1470.7	30708.	5721.6
#2	1473.1	30862.	5694.6

Sample Name: 280-83155-F-1-E Acquired: 5/24/2016 3:42:00 Type: Unk
Method: 6500_026(v10) Mode: CONC Corr. Factor: 1.000000
User: kellyca Custom ID1: Custom ID2: Custom ID3:
Comment: 326191 6010B

Elem	Ag3280	Al1670	As1890	B_2089	Ba4554	Be3130	Bi2230	Ca3179	Cd2288
Line	328.068 {103}	167.079 {502}	189.042 {478}	208.959 {461}	455.403 { 74}	313.042 {108}	223.061 {451}	317.933 {106}	228.802 {447}
Units	ppm	ppm	ppm	ppm	ppm	ppm	ppm	ppm	ppm
Avg	**.00035**	**.00808**	**-.00109**	**.07803**	**.08250**	**-.00005**	**.00204**	**89.721**	**.00010**
Stddev	.00037	.00028	.00366	.00055	.00001	.00002	.00091	.032	.00004
%RSD	104.45	3.4955	336.05	.71036	.00857	48.631	44.776	.03560	40.473
#1	.00009	.00788	-.00367	.07764	.08250	-.00003	.00269	89.743	.00013
#2	.00061	.00828	.00150	.07842	.08251	-.00006	.00139	89.698	.00007
Check ?	Chk Pass	Chk Pass	Chk Pass	Chk Pass	Chk Pass	Chk Pass	Chk Pass	Chk Pass	Chk Pass
High Limit									
Low Limit									

Elem	Co2286	Cr2055	Cu3247	Fe2599	K_7664	Li6707	Mg2790	Mn2576	Mo2020
Line	228.616 {447}	205.560 {464}	324.754 {104}	259.940 {130}	766.490 { 44}	670.784 { 50}	279.079 {121}2	257.610 {131}	202.030 {467}
Units	ppm	ppm	ppm	ppm	ppm	ppm	ppm	ppm	ppm
Avg	**-.00014**	**.00036**	**.00168**	**.03875**	**1.9964**	**.00855**	**39.130**	**.00276**	**.00115**
Stddev	.00046	.00008	.00004	.00155	.0027	.00026	.088	.00005	.00075
%RSD	332.43	20.923	2.1639	4.0084	.13635	2.9954	.22433	1.8263	65.340
#1	-.00047	.00031	.00170	.03765	1.9983	.00873	39.192	.00280	.00062
#2	.00019	.00041	.00165	.03985	1.9944	.00837	39.068	.00273	.00168
Check ?	Chk Pass	Chk Pass	Chk Pass	Chk Pass	Chk Pass	Chk Pass	Chk Pass	Chk Pass	Chk Pass
High Limit									
Low Limit									

Elem	Na8183	Ni2316	P_1782	Pb2203	S_1820	Sb2068	Se1960	Si2881	Sn1899
Line	818.326 { 41}	231.604 {446}	178.284 {489}	220.353 {453}	182.034 {485}	206.833 {463}	196.090 {472}	288.158 {117}	189.989 {477}
Units	ppm	ppm	ppm	ppm	ppm	ppm	ppm	ppm	ppm
Avg	**16.111**	**.00394**	**.22037**	**-.00030**	**12.020**	**.00302**	**.01042**	**6.4040**	**.00007**
Stddev	.040	.00021	.00053	.00088	.001	.00024	.00269	.0249	.00023
%RSD	.24682	5.3011	.23938	291.01	.00525	8.0131	25.861	.38909	334.97
#1	16.139	.00379	.22000	-.00093	12.020	.00319	.00851	6.3864	.00023
#2	16.083	.00408	.22075	.00032	12.021	.00285	.01232	6.4217	-.00009
Check ?	Chk Pass	Chk Pass	Chk Pass	Chk Pass	Chk Pass	Chk Pass	Chk Pass	Chk Pass	Chk Pass
High Limit									
Low Limit									

Elem	Sr4077	Th2837	Ti3349	Tl1908	U_3701	V_2924	Zn2062	Zr3391
Line	407.771 { 83}	283.730 {119}	334.904 {101}	190.856 {477}	370.152 { 91}	292.402 {115}	206.200 {163}	339.198 { 99}
Units	ppm	ppm	ppm	ppm	ppm	ppm	ppm	ppm
Avg	**.17315**	**.00143**	**.00032**	**.00183**	**.00920**	**.00108**	**.00148**	**-.00063**
Stddev	.00038	.00055	.00046	.00152	.02173	.00034	.00042	.00174
%RSD	.21808	38.535	144.30	82.911	236.19	31.670	28.579	276.29
#1	.17288	.00104	.00065	.00290	.02457	.00132	.00178	-.00186
#2	.17341	.00182	-.00001	.00076	-.00617	.00084	.00118	.00060
Check ?	Chk Pass	Chk Pass	Chk Pass	Chk Pass	Chk Pass	Chk Pass	Chk Pass	Chk Pass
High Limit								
Low Limit								

Int. Std.	Y_2243	Y_3600	Y_3774
Line	224.306 {450}	360.073 { 94}	377.433 { 89}
Units	Cts/S	Cts/S	Cts/S
Avg	**1469.6**	**30691.**	**5688.7**
Stddev	1.5	33.	12.0
%RSD	.09881	.10858	.21032
#1	1470.6	30667.	5697.1
#2	1468.6	30714.	5680.2

Sample Name: 280-83155-F-2-C Acquired: 5/24/2016 3:44:46 Type: Unk
Method: 6500_026(v10) Mode: CONC Corr. Factor: 1.000000
User: kellyca Custom ID1: Custom ID2: Custom ID3:
Comment: 326191 6010B

Elem	Ag3280	Al1670	As1890	B_2089	Ba4554	Be3130	Bi2230	Ca3179	Cd2288
Line	328.068 {103}	167.079 {502}	189.042 {478}	208.959 {461}	455.403 { 74}	313.042 {108}	223.061 {451}	317.933 {106}	228.802 {447}
Units	ppm	ppm	ppm	ppm	ppm	ppm	ppm	ppm	ppm
Avg	**.00009**	**.00396**	**.00110**	**1.1332**	**.03373**	**.00006**	**.00067**	**415.55**	**.00051**
Stddev	.00035	.00099	.00298	.0007	.00035	.00007	.00147	.25	.00009
%RSD	374.87	25.046	271.31	.06320	1.0234	123.91	220.17	.06057	17.239
#1	-.00015	.00326	.00320	1.1337	.03349	.00001	.00171	415.37	.00045
#2	.00034	.00466	-.00101	1.1327	.03397	.00011	-.00037	415.73	.00057
Check ?	Chk Pass	Chk Pass	Chk Pass	Chk Pass	Chk Pass	Chk Pass	Chk Pass	Chk Pass	Chk Pass
High Limit									
Low Limit									

Elem	Co2286	Cr2055	Cu3247	Fe2599	K_7664	Li6707	Mg2790	Mn2576	Mo2020
Line	228.616 {447}	205.560 {464}	324.754 {104}	259.940 {130}	766.490 { 44}	670.784 { 50}	279.079 {121}2	257.610 {131}	202.030 {467}
Units	ppm	ppm	ppm	ppm	ppm	ppm	ppm	ppm	ppm
Avg	**.00390**	**.00015**	**.00203**	**14.283**	**33.861**	**.28412**	**137.32**	**2.5141**	**.00609**
Stddev	.00015	.00025	.00025	.010	.072	.00096	.44	.0063	.00007
%RSD	3.7993	165.74	12.229	.06754	.21202	.33720	.32391	.24902	1.0733
#1	.00380	.00033	.00221	14.276	33.810	.28480	137.64	2.5186	.00604
#2	.00401	-.00003	.00186	14.290	33.912	.28344	137.01	2.5097	.00613
Check ?	Chk Pass	Chk Pass	Chk Pass	Chk Pass	Chk Pass	Chk Pass	Chk Pass	Chk Pass	Chk Pass
High Limit									
Low Limit									

Elem	Na8183	Ni2316	P_1782	Pb2203	S_1820	Sb2068	Se1960	Si2881	Sn1899
Line	818.326 { 41}	231.604 {446}	178.284 {489}	220.353 {453}	182.034 {485}	206.833 {463}	196.090 {472}	288.158 {117}	189.989 {477}
Units	ppm	ppm	ppm	ppm	ppm	ppm	ppm	ppm	ppm
Avg	**277.50**	**.03452**	**.00396**	**-.00138**	F **624.66**	**.00142**	**.00741**	**4.9006**	**-.00140**
Stddev	.07	.00053	.00399	.00178	1.44	.00163	.00004	.0061	.00065
%RSD	.02475	1.5229	100.80	128.71	.23003	115.26	.47721	.12489	46.811
#1	277.55	.03415	.00678	-.00264	625.68	.00257	.00739	4.8963	-.00186
#2	277.45	.03490	.00114	-.00012	623.64	.00026	.00744	4.9049	-.00094
Check ?	Chk Pass	Chk Pass	Chk Pass	Chk Pass	Chk Fail	Chk Pass	Chk Pass	Chk Pass	Chk Pass
High Limit					200.00				
Low Limit					-.02000				

Elem	Sr4077	Th2837	Ti3349	Tl1908	U_3701	V_2924	Zn2062	Zr3391
Line	407.771 { 83}	283.730 {119}	334.904 {101}	190.856 {477}	370.152 { 91}	292.402 {115}	206.200 {163}	339.198 { 99}
Units	ppm	ppm	ppm	ppm	ppm	ppm	ppm	ppm
Avg	**2.4142**	**.00049**	**.00165**	**-.00074**	**-.00527**	**.00055**	**.01789**	**.00100**
Stddev	.0033	.00063	.00048	.00019	.00583	.00045	.00088	.00010
%RSD	.13745	128.30	28.964	25.363	110.71	81.310	4.9444	9.6247
#1	2.4118	.00094	.00131	-.00061	-.00114	.00023	.01851	.00093
#2	2.4165	.00005	.00199	-.00088	-.00939	.00087	.01726	.00107
Check ?	Chk Pass	Chk Pass	Chk Pass	Chk Pass	Chk Pass	Chk Pass	Chk Pass	Chk Pass
High Limit								
Low Limit								

Int. Std.	Y_2243	Y_3600	Y_3774
Line	224.306 {450}	360.073 { 94}	377.433 { 89}
Units	Cts/S	Cts/S	Cts/S
Avg	**1351.3**	**28159.**	**5459.2**
Stddev	.2	42.	13.9
%RSD	.01553	.14949	.25547
#1	1351.2	28130.	5469.0
#2	1351.5	28189.	5449.3

Sample Name: 280-83155-F-3-C Acquired: 5/24/2016 3:47:42 Type: Unk
Method: 6500_026(v10) Mode: CONC Corr. Factor: 1.000000
User: kellyca Custom ID1: Custom ID2: Custom ID3:
Comment: 326191 6010B

Elem	Ag3280	Al1670	As1890	B_2089	Ba4554	Be3130	Bi2230	Ca3179	Cd2288
Line	328.068 {103}	167.079 {502}	189.042 {478}	208.959 {461}	455.403 { 74}	313.042 {108}	223.061 {451}	317.933 {106}	228.802 {447}
Units	ppm	ppm	ppm	ppm	ppm	ppm	ppm	ppm	ppm
Avg	**.00040**	**1.0434**	**-.00408**	**.09189**	**.21152**	**.00015**	**.00225**	**116.65**	**.00008**
Stddev	.00017	.0026	.00471	.00016	.00046	.00006	.00200	.36	.00010
%RSD	43.301	.24450	115.37	.17757	.21876	41.236	88.700	.30704	131.86
#1	.00028	1.0452	-.00075	.09177	.21119	.00011	.00366	116.40	.00001
#2	.00052	1.0416	-.00741	.09200	.21185	.00019	.00084	116.91	.00015
Check ?	Chk Pass	Chk Pass	Chk Pass	Chk Pass	Chk Pass	Chk Pass	Chk Pass	Chk Pass	Chk Pass
High Limit									
Low Limit									

Elem	Co2286	Cr2055	Cu3247	Fe2599	K_7664	Li6707	Mg2790	Mn2576	Mo2020
Line	228.616 {447}	205.560 {464}	324.754 {104}	259.940 {130}	766.490 { 44}	670.784 { 50}	279.079 {121}2	257.610 {131}	202.030 {467}
Units	ppm	ppm	ppm	ppm	ppm	ppm	ppm	ppm	ppm
Avg	**.00057**	**.00831**	**.00707**	**8.9017**	**7.4989**	**.01182**	**54.085**	**.61723**	**.00125**
Stddev	.00026	.00020	.00044	.0162	.0071	.00077	.238	.00155	.00041
%RSD	45.266	2.4025	6.1813	.18248	.09520	6.5288	.44050	.25056	32.630
#1	.00039	.00845	.00738	8.8902	7.4939	.01237	53.917	.61613	.00096
#2	.00075	.00817	.00676	8.9132	7.5040	.01128	54.254	.61832	.00154
Check ?	Chk Pass	Chk Pass	Chk Pass	Chk Pass	Chk Pass	Chk Pass	Chk Pass	Chk Pass	Chk Pass
High Limit									
Low Limit									

Elem	Na5895	Na8183	Ni2316	P_1782	Pb2203	S_1820	Sb2068	Se1960	Si2881
Line	589.592 { 57}	818.326 { 41}	231.604 {446}	178.284 {489}	220.353 {453}	182.034 {485}	206.833 {463}	196.090 {472}	288.158 {117}
Units	ppm	ppm	ppm	ppm	ppm	ppm	ppm	ppm	ppm
Avg	W **9.6360**	W **9.6630**	**.00563**	**.23589**	**-.00205**	**51.832**	**.00161**	**.01446**	**10.652**
Stddev	.0149	.2252	.00020	.00740	.00238	.011	.00119	.00653	.005
%RSD	.15413	2.3302	3.6247	3.1377	115.90	.02209	73.835	45.155	.04513
#1	9.6255	9.5037	.00548	.24112	-.00373	51.824	.00246	.01908	10.648
#2	9.6465	9.8222	.00577	.23066	-.00037	51.840	.00077	.00984	10.655
Check ?	Chk Warn	Chk Warn	Chk Pass	Chk Pass	Chk Pass	Chk Pass	Chk Pass	Chk Pass	Chk Pass
High Limit	9.0000	500.00							
Low Limit	-.50000	10.000							

Elem	Sn1899	Sr4077	Th2837	Ti3349	Tl1908	U_3701	V_2924	Zn2062	Zr3391
Line	189.989 {477}	407.771 { 83}	283.730 {119}	334.904 {101}	190.856 {477}	370.152 { 91}	292.402 {115}	206.200 {163}	339.198 { 99}
Units	ppm	ppm	ppm	ppm	ppm	ppm	ppm	ppm	ppm
Avg	**-.00078**	**.34647**	**.00260**	**.01515**	**.00003**	**-.00275**	**.00285**	**.01140**	**.00086**
Stddev	.00059	.00048	.00093	.00024	.00165	.02141	.00007	.00138	.00025
%RSD	75.152	.13918	35.602	1.5950	6486.9	778.30	2.5135	12.084	29.437
#1	-.00037	.34613	.00195	.01498	-.00114	.01239	.00280	.01237	.00068
#2	-.00120	.34682	.00326	.01532	.00119	-.01789	.00290	.01042	.00104
Check ?	Chk Pass	Chk Pass	Chk Pass	Chk Pass	Chk Pass	Chk Pass	Chk Pass	Chk Pass	Chk Pass
High Limit									
Low Limit									

Int. Std.	Y_2243	Y_3600	Y_3774
Line	224.306 {450}	360.073 { 94}	377.433 { 89}
Units	Cts/S	Cts/S	Cts/S
Avg	**1459.3**	**30581.**	**5605.7**
Stddev	1.9	.	6.8
%RSD	.13179	.00097	.12186
#1	1460.6	30581.	5600.8
#2	1457.9	30581.	5610.5

Sample Name: 280-83155-F-4-C Acquired: 5/24/2016 3:50:27 Type: Unk
Method: 6500_026(v10) Mode: CONC Corr. Factor: 1.000000
User: kellyca Custom ID1: Custom ID2: Custom ID3:
Comment: 326191 6010B

Elem	Ag3280	Al1670	As1890	B_2089	Ba4554	Be3130	Bi2230	Ca3179	Cd2288
Line	328.068 {103}	167.079 {502}	189.042 {478}	208.959 {461}	455.403 { 74}	313.042 {108}	223.061 {451}	317.933 {106}	228.802 {447}
Units	ppm	ppm	ppm	ppm	ppm	ppm	ppm	ppm	ppm
Avg	**.00055**	**.01285**	**-.00540**	**.10826**	**.04934**	**-.00000**	**-.00065**	**112.66**	**.00033**
Stddev	.00034	.00004	.00466	.00021	.00015	.00003	.00251	.90	.00017
%RSD	61.996	.32432	86.404	.19049	.31050	14596.	388.94	.79527	51.689
#1	.00031	.01282	-.00869	.10811	.04945	.00002	-.00242	113.29	.00045
#2	.00079	.01288	-.00210	.10841	.04923	-.00002	.00113	112.03	.00021
Check ?	Chk Pass	Chk Pass	Chk Pass	Chk Pass	Chk Pass	Chk Pass	Chk Pass	Chk Pass	Chk Pass
High Limit									
Low Limit									

Elem	Co2286	Cr2055	Cu3247	Fe2599	K_7664	Li6707	Mg2790	Mn2576	Mo2020
Line	228.616 {447}	205.560 {464}	324.754 {104}	259.940 {130}	766.490 { 44}	670.784 { 50}	279.079 {121}2	257.610 {131}	202.030 {467}
Units	ppm	ppm	ppm	ppm	ppm	ppm	ppm	ppm	ppm
Avg	**-.00009**	**.00025**	**.00306**	**.03150**	**1.9488**	**.01290**	**81.101**	**.17482**	**.00198**
Stddev	.00018	.00012	.00001	.00181	.0134	.00014	.005	.00008	.00008
%RSD	198.04	48.694	.43640	5.7391	.68827	1.1115	.00610	.04333	3.9885
#1	-.00021	.00017	.00307	.03278	1.9393	.01300	81.097	.17476	.00192
#2	.00004	.00034	.00305	.03023	1.9583	.01280	81.104	.17487	.00204
Check ?	Chk Pass	Chk Pass	Chk Pass	Chk Pass	Chk Pass	Chk Pass	Chk Pass	Chk Pass	Chk Pass
High Limit									
Low Limit									

Elem	Na8183	Ni2316	P_1782	Pb2203	S_1820	Sb2068	Se1960	Si2881	Sn1899
Line	818.326 { 41}	231.604 {446}	178.284 {489}	220.353 {453}	182.034 {485}	206.833 {463}	196.090 {472}	288.158 {117}	189.989 {477}
Units	ppm	ppm	ppm	ppm	ppm	ppm	ppm	ppm	ppm
Avg	**21.937**	**.00919**	**.01374**	**.00146**	**34.966**	**.00197**	**.01172**	**8.2836**	**-.00075**
Stddev	.107	.00036	.00194	.00211	.117	.00085	.00293	.0489	.00040
%RSD	.48560	3.8727	14.125	144.51	.33448	43.086	24.973	.58994	52.389
#1	21.861	.00944	.01511	.00296	35.049	.00137	.01379	8.3181	-.00103
#2	22.012	.00894	.01237	-.00003	34.883	.00257	.00965	8.2490	-.00048
Check ?	Chk Pass	Chk Pass	Chk Pass	Chk Pass	Chk Pass	Chk Pass	Chk Pass	Chk Pass	Chk Pass
High Limit									
Low Limit									

Elem	Sr4077	Th2837	Ti3349	Tl1908	U_3701	V_2924	Zn2062	Zr3391
Line	407.771 { 83}	283.730 {119}	334.904 {101}	190.856 {477}	370.152 { 91}	292.402 {115}	206.200 {163}	339.198 { 99}
Units	ppm	ppm	ppm	ppm	ppm	ppm	ppm	ppm
Avg	**.32599**	**-.00026**	**.00044**	**.00304**	**.00147**	**.00037**	**.00043**	**.00071**
Stddev	.00142	.00349	.00054	.00138	.01425	.00026	.00023	.00058
%RSD	.43607	1323.0	122.56	45.299	966.06	71.227	54.061	80.763
#1	.32700	-.00273	.00082	.00207	.01155	.00055	.00060	.00112
#2	.32499	.00221	.00006	.00401	-.00860	.00018	.00027	.00031
Check ?	Chk Pass	Chk Pass	Chk Pass	Chk Pass	Chk Pass	Chk Pass	Chk Pass	Chk Pass
High Limit								
Low Limit								

Int. Std.	Y_2243	Y_3600	Y_3774
Line	224.306 {450}	360.073 { 94}	377.433 { 89}
Units	Cts/S	Cts/S	Cts/S
Avg	**1446.1**	**30131.**	**5615.1**
Stddev	3.5	42.	33.7
%RSD	.23964	.14049	.60078
#1	1443.6	30161.	5591.3
#2	1448.5	30101.	5639.0

Sample Name: 280-83155-F-5-C Acquired: 5/24/2016 3:53:13 Type: Unk
Method: 6500_026(v10) Mode: CONC Corr. Factor: 1.000000
User: kellyca Custom ID1: Custom ID2: Custom ID3:
Comment: 326191 6010B

Elem	Ag3280	Al1670	As1890	B_2089	Ba4554	Be3130	Bi2230	Ca3179	Cd2288
Line	328.068 {103}	167.079 {502}	189.042 {478}	208.959 {461}	455.403 { 74}	313.042 {108}	223.061 {451}	317.933 {106}	228.802 {447}
Units	ppm	ppm	ppm	ppm	ppm	ppm	ppm	ppm	ppm
Avg	**.00028**	**.69449**	**-.00059**	**.15097**	**.01805**	**.00006**	**-.00011**	**198.02**	**.00017**
Stddev	.00068	.00174	.00083	.00029	.00003	.00003	.00114	.99	.00019
%RSD	248.70	.25072	140.93	.19341	.17939	43.338	1059.8	.49764	111.29
#1	.00076	.69326	-.00000	.15076	.01807	.00008	-.00091	197.33	.00004
#2	-.00021	.69573	-.00117	.15117	.01802	.00004	.00070	198.72	.00030
Check ?	Chk Pass	Chk Pass	Chk Pass	Chk Pass	Chk Pass	Chk Pass	Chk Pass	Chk Pass	Chk Pass
High Limit									
Low Limit									

Elem	Co2286	Cr2055	Cu3247	Fe2599	K_7664	Li6707	Mg2790	Mn2576	Mo2020
Line	228.616 {447}	205.560 {464}	324.754 {104}	259.940 {130}	766.490 { 44}	670.784 { 50}	279.079 {121}2	257.610 {131}	202.030 {467}
Units	ppm	ppm	ppm	ppm	ppm	ppm	ppm	ppm	ppm
Avg	**.00057**	**.00246**	**.00196**	**2.1819**	**3.3715**	**.02925**	**149.31**	**.08901**	**.00231**
Stddev	.00036	.00014	.00018	.0049	.0280	.00025	.16	.00045	.00048
%RSD	62.405	5.5488	9.2045	.22399	.82969	.85520	.10865	.51084	20.757
#1	.00032	.00236	.00183	2.1784	3.3913	.02908	149.43	.08933	.00265
#2	.00082	.00255	.00208	2.1853	3.3517	.02943	149.20	.08868	.00197
Check ?	Chk Pass	Chk Pass	Chk Pass	Chk Pass	Chk Pass	Chk Pass	Chk Pass	Chk Pass	Chk Pass
High Limit									
Low Limit									

Elem	Na8183	Ni2316	P_1782	Pb2203	S_1820	Sb2068	Se1960	Si2881	Sn1899
Line	818.326 { 41}	231.604 {446}	178.284 {489}	220.353 {453}	182.034 {485}	206.833 {463}	196.090 {472}	288.158 {117}	189.989 {477}
Units	ppm	ppm	ppm	ppm	ppm	ppm	ppm	ppm	ppm
Avg	**32.238**	**.00540**	**.07996**	**.00350**	F **244.62**	**.00125**	**.00508**	**11.394**	**-.00002**
Stddev	.062	.00003	.00254	.00425	.74	.00243	.00018	.124	.00159
%RSD	.19294	.63451	3.1738	121.31	.30215	193.99	3.6312	1.0916	6744.3
#1	32.194	.00538	.07817	.00050	245.14	.00297	.00521	11.306	.00110
#2	32.282	.00543	.08176	.00651	244.09	-.00046	.00495	11.482	-.00115
Check ?	Chk Pass	Chk Pass	Chk Pass	Chk Pass	Chk Fail	Chk Pass	Chk Pass	Chk Pass	Chk Pass
High Limit					200.00				
Low Limit					-.02000				

Elem	Sr4077	Th2837	Ti3349	Tl1908	U_3701	V_2924	Zn2062	Zr3391
Line	407.771 { 83}	283.730 {119}	334.904 {101}	190.856 {477}	370.152 { 91}	292.402 {115}	206.200 {163}	339.198 { 99}
Units	ppm	ppm	ppm	ppm	ppm	ppm	ppm	ppm
Avg	**.41120**	**-.00185**	**.01212**	**.00201**	**-.00904**	**.00207**	**-.00026**	**.00052**
Stddev	.00214	.00134	.00014	.00041	.01847	.00001	.00029	.00031
%RSD	.52081	72.529	1.1615	20.534	204.37	.27662	112.85	59.926
#1	.40969	-.00280	.01222	.00172	.00402	.00207	-.00005	.00074
#2	.41272	-.00090	.01202	.00230	-.02209	.00208	-.00046	.00030
Check ?	Chk Pass	Chk Pass	Chk Pass	Chk Pass	Chk Pass	Chk Pass	Chk Pass	Chk Pass
High Limit								
Low Limit								

Int. Std.	Y_2243	Y_3600	Y_3774
Line	224.306 {450}	360.073 { 94}	377.433 { 89}
Units	Cts/S	Cts/S	Cts/S
Avg	**1416.2**	**29838.**	**5563.1**
Stddev	1.7	.	29.1
%RSD	.11774	.00133	.52367
#1	1415.0	29838.	5583.7
#2	1417.4	29838.	5542.5

Sample Name: 280-83155-F-6-C Acquired: 5/24/2016 3:55:58 Type: Unk
Method: 6500_026(v10) Mode: CONC Corr. Factor: 1.000000
User: kellyca Custom ID1: Custom ID2: Custom ID3:
Comment: 326191 6010B

Elem	Ag3280	Al1670	As1890	B_2089	Ba4554	Be3130	Bi2230	Ca3179	Cd2288
Line	328.068 {103}	167.079 {502}	189.042 {478}	208.959 {461}	455.403 { 74}	313.042 {108}	223.061 {451}	317.933 {106}	228.802 {447}
Units	ppm	ppm	ppm	ppm	ppm	ppm	ppm	ppm	ppm
Avg	**-.00008**	**.05129**	**-.00019**	**.50296**	**.01530**	**.00002**	**.00381**	**277.88**	**.00019**
Stddev	.00043	.00022	.00685	.00132	.00004	.00007	.00404	.22	.00029
%RSD	522.11	.42778	3667.1	.26285	.23855	327.41	106.04	.08010	149.50
#1	-.00039	.05144	-.00503	.50203	.01527	-.00003	.00667	277.72	.00040
#2	.00022	.05113	.00466	.50390	.01532	.00007	.00095	278.03	-.00001
Check ?	Chk Pass	Chk Pass	Chk Pass	Chk Pass	Chk Pass	Chk Pass	Chk Pass	Chk Pass	Chk Pass
High Limit									
Low Limit									

Elem	Co2286	Cr2055	Cu3247	Fe2599	K_7664	Li6707	Mg2790	Mn2576	Mo2020
Line	228.616 {447}	205.560 {464}	324.754 {104}	259.940 {130}	766.490 { 44}	670.784 { 50}	279.079 {121}2	257.610 {131}	202.030 {467}
Units	ppm	ppm	ppm	ppm	ppm	ppm	ppm	ppm	ppm
Avg	**.00226**	**.00051**	**.00474**	**.41136**	**5.4827**	**.04245**	**134.41**	**.57458**	**.00452**
Stddev	.00018	.00007	.00028	.00660	.0167	.00016	.59	.00316	.00035
%RSD	8.1784	13.054	5.8432	1.6046	.30524	.36864	.43554	.54930	7.6779
#1	.00213	.00047	.00455	.41603	5.4709	.04256	134.00	.57235	.00427
#2	.00239	.00056	.00494	.40669	5.4946	.04234	134.82	.57682	.00476
Check ?	Chk Pass	Chk Pass	Chk Pass	Chk Pass	Chk Pass	Chk Pass	Chk Pass	Chk Pass	Chk Pass
High Limit									
Low Limit									

Elem	Na8183	Ni2316	P_1782	Pb2203	S_1820	Sb2068	Se1960	Si2881	Sn1899
Line	818.326 { 41}	231.604 {446}	178.284 {489}	220.353 {453}	182.034 {485}	206.833 {463}	196.090 {472}	288.158 {117}	189.989 {477}
Units	ppm	ppm	ppm	ppm	ppm	ppm	ppm	ppm	ppm
Avg	**42.244**	**.01338**	**.02364**	**-.00202**	F **228.02**	**.00115**	**.00883**	**6.9940**	**-.00031**
Stddev	.155	.00086	.00186	.00051	.12	.00127	.00224	.0087	.00077
%RSD	.36800	6.4259	7.8535	25.155	.05441	110.21	25.367	.12464	246.43
#1	42.134	.01277	.02495	-.00237	228.11	.00205	.00724	6.9878	.00023
#2	42.354	.01399	.02233	-.00166	227.93	.00025	.01041	7.0001	-.00085
Check ?	Chk Pass	Chk Pass	Chk Pass	Chk Pass	Chk Fail	Chk Pass	Chk Pass	Chk Pass	Chk Pass
High Limit					200.00				
Low Limit					-.02000				

Elem	Sr4077	Th2837	Ti3349	Tl1908	U_3701	V_2924	Zn2062	Zr3391
Line	407.771 { 83}	283.730 {119}	334.904 {101}	190.856 {477}	370.152 { 91}	292.402 {115}	206.200 {163}	339.198 { 99}
Units	ppm	ppm	ppm	ppm	ppm	ppm	ppm	ppm
Avg	**.77843**	**-.00211**	**.00196**	**-.00007**	**.01145**	**.00118**	**.00164**	**.00114**
Stddev	.00108	.00251	.00052	.00175	.01019	.00007	.00072	.00121
%RSD	.13915	118.93	26.452	2377.5	88.937	5.9551	43.937	106.34
#1	.77766	-.00389	.00232	.00116	.01866	.00123	.00113	.00200
#2	.77920	-.00034	.00159	-.00131	.00425	.00114	.00215	.00028
Check ?	Chk Pass	Chk Pass	Chk Pass	Chk Pass	Chk Pass	Chk Pass	Chk Pass	Chk Pass
High Limit								
Low Limit								

Int. Std.	Y_2243	Y_3600	Y_3774
Line	224.306 {450}	360.073 { 94}	377.433 { 89}
Units	Cts/S	Cts/S	Cts/S
Avg	**1395.5**	**29190.**	**5534.6**
Stddev	1.8	110.	10.7
%RSD	.12935	.37791	.19285
#1	1396.8	29268.	5542.1
#2	1394.2	29112.	5527.0

Sample Name: ccvh-3900196 Acquired: 5/24/2016 3:58:45 Type: QC
Method: 6500_026(v10) Mode: CONC Corr. Factor: 1.000000
User: kellyca Custom ID1: Custom ID2: Custom ID3:
Comment:

Elem	Ag3280	Al3092	As1890	B_2089	Ba4554	Be3130	Bi2230	Ca3179	Cd2288	Co2286	Cr2055	Cu3247	Fe2714
Units	ppm	ppm	ppm	ppm	ppm	ppm	ppm	ppm	ppm	ppm	ppm	ppm	ppm
Avg	**.00077**	**47.296**	**-.00062**	**.00513**	**.00040**	**-.00013**	**1.0500**	**-.01577**	**-.00086**	**.00343**	**-.00021**	**.00669**	**47.138**
Stddev	.00052	.049	.00353	.00048	.00003	.00002	.0049	.00786	.00021	.00049	.00013	.00019	.024
%RSD	67.734	.10269	568.88	9.3903	6.3462	17.390	.47030	49.827	24.769	14.152	62.640	2.9089	.05193
#1	.00040	47.331	.00188	.00547	.00042	-.00011	1.0535	-.01021	-.00101	.00377	-.00012	.00683	47.121
#2	.00114	47.262	-.00312	.00479	.00039	-.00015	1.0465	-.02133	-.00071	.00309	-.00030	.00655	47.156
Check ?	None	Chk Pass	None	None	None	None	Chk Pass	None	None	None	None	None	Chk Pass
Value													
Range													

Elem	K_7664	Li6707	Mg2790	Mn2576	Mo2020	Na8183	Ni2316	P_1782	Pb2203	S_1820	Sb2068	Se1960	Si2881
Units	ppm	ppm	ppm	ppm	ppm	ppm	ppm	ppm	ppm	ppm	ppm	ppm	ppm
Avg	**.00100**	**-.00036**	**.18449**	**-.00079**	**-.00207**	**258.83**	**-.00067**	**.00658**	**-.00191**	**5.0110**	**.00352**	**.00760**	**.00575**
Stddev	.00105	.00094	.00331	.00005	.00004	.56	.00057	.00304	.00052	.0378	.00117	.00174	.00150
%RSD	105.98	261.80	1.7920	6.1859	1.8296	.21563	85.646	46.205	26.972	.75434	33.166	22.926	26.142
#1	.00025	-.00102	.18683	-.00083	-.00209	259.23	-.00107	.00873	-.00228	5.0377	.00434	.00637	.00469
#2	.00174	.00030	.18216	-.00076	-.00204	258.44	-.00026	.00443	-.00155	4.9842	.00269	.00883	.00682
Check ?	None	None	None	None	None	Chk Pass	None	None	None	Chk Pass	None	None	None
Value													
Range													

Elem	Sn1899	Sr4077	Th2837	Ti3349	Tl1908	U_3701	V_2924	Zn2062	Zr3391
Units	ppm	ppm	ppm	ppm	ppm	ppm	ppm	ppm	ppm
Avg	**.00112**	**.00049**	**4.9617**	**.02413**	**.00089**	**10.268**	**-.01696**	**-.00176**	**-.00671**
Stddev	.00025	.00004	.0188	.00039	.00203	.007	.00028	.00033	.00338
%RSD	22.482	8.2756	.37879	1.6239	228.69	.07062	1.6486	18.989	50.398
#1	.00094	.00046	4.9484	.02385	.00232	10.263	-.01716	-.00153	-.00432
#2	.00129	.00052	4.9750	.02441	-.00055	10.273	-.01676	-.00200	-.00910
Check ?	None	None	Chk Pass	None	None	Chk Pass	None	None	None
Value									
Range									

Int. Std.	Y_2243	Y_3600	Y_3774
Units	Cts/S	Cts/S	Cts/S
Avg	**1470.2**	**30381.**	**5598.1**
Stddev	1.8	33.	2.7
%RSD	.12313	.10895	.04900
#1	1469.0	30405.	5596.1
#2	1471.5	30358.	5600.0

Sample Name: ccv-3900195 Acquired: 5/24/2016 4:01:37 Type: QC
Method: 6500_026(v10) Mode: CONC Corr. Factor: 1.000000
User: kellyca Custom ID1: Custom ID2: Custom ID3:
Comment:

Elem	Ag3280	Al1670	As1890	B_2089	Ba4554	Be3130	Bi2230	Ca3179	Cd2288	Co2286	Cr2055	Cu3247	Fe2599	K_7664
Units	ppm	ppm	ppm	ppm	ppm	ppm	ppm	ppm	ppm	ppm	ppm	ppm	ppm	ppm
Avg	**.49446**	**.52298**	**1.0194**	**.54853**	**.49328**	**.49719**	**.00180**	**4.8593**	**.51775**	**.51269**	**.50056**	**.50306**	**2.3820**	**52.219**
Stddev	.00389	.00054	.0050	.00027	.00018	.00098	.00355	.0162	.00089	.00098	.00031	.00488	.0066	.143
%RSD	.78728	.10415	.49323	.04866	.03624	.19711	197.45	.33408	.17272	.19042	.06113	.96936	.27805	.27406
#1	.49171	.52337	1.0158	.54834	.49315	.49650	.00430	4.8478	.51838	.51338	.50078	.49961	2.3773	52.118
#2	.49722	.52260	1.0229	.54872	.49340	.49788	-.00071	4.8708	.51712	.51200	.50034	.50651	2.3867	52.321
Check ?	Chk Pass	Chk Pass	Chk Pass	Chk Pass	Chk Pass	Chk Pass	None	Chk Pass	Chk Pass	Chk Pass	Chk Pass	Chk Pass	Chk Pass	Chk Pass
Value														
Range														

Elem	Li6707	Mg2790	Mn2576	Mo2020	Na5895	Ni2316	P_1782	Pb2203	S_1820	Sb2068	Se1960	Si2881	Sn1899	Sr4077
Units	ppm	ppm	ppm	ppm	ppm	ppm	ppm	ppm	ppm	ppm	ppm	ppm	ppm	ppm
Avg	**1.0784**	**20.006**	**.48998**	**.50181**	**5.2793**	**.50783**	**1.0319**	**1.0492**	**.01248**	**1.0144**	**1.0563**	**4.8257**	**1.0009**	**.48655**
Stddev	.0013	.203	.00429	.00065	.0233	.00086	.0018	.0028	.00072	.0070	.0044	.0131	.0003	.00153
%RSD	.11929	1.0166	.87608	.12950	.44057	.17031	.17539	.26744	5.7806	.69463	.41925	.27148	.03103	.31544
#1	1.0775	19.863	.48694	.50227	5.2957	.50722	1.0307	1.0511	.01197	1.0194	1.0531	4.8164	1.0006	.48547
#2	1.0793	20.150	.49302	.50135	5.2628	.50844	1.0332	1.0472	.01299	1.0095	1.0594	4.8350	1.0011	.48764
Check ?	Chk Pass	Chk Pass	Chk Pass	Chk Pass	Chk Pass	Chk Pass	Chk Pass	Chk Pass	None	Chk Pass	Chk Pass	Chk Pass	Chk Pass	Chk Pass
Value														
Range														

Elem	Th2837	Ti3349	Tl1908	U_3701	V_2924	Zn2062	Zr3391
Units	ppm	ppm	ppm	ppm	ppm	ppm	ppm
Avg	**.00670**	**.47381**	**1.0424**	**.00407**	**.47539**	**.48611**	**.48652**
Stddev	.00008	.00508	.0032	.00302	.00322	.00357	.00481
%RSD	1.2487	1.0723	.31026	74.185	.67639	.73501	.98955
#1	.00664	.47021	1.0401	.00193	.47312	.48358	.48311
#2	.00675	.47740	1.0447	.00620	.47767	.48864	.48992
Check ?	None	Chk Pass	Chk Pass	None	Chk Pass	Chk Pass	Chk Pass
Value							
Range							

Int. Std.	Y_2243	Y_3600	Y_3774
Units	Cts/S	Cts/S	Cts/S
Avg	**1528.6**	**31576.**	**5644.1**
Stddev	1.3	246.	46.2
%RSD	.08633	.77849	.81817
#1	1529.5	31749.	5676.7
#2	1527.7	31402.	5611.4

Sample Name: ccb Acquired: 5/24/2016 4:04:17 Type: QC
Method: 6500_026(v10) Mode: CONC Corr. Factor: 1.000000
User: kellyca Custom ID1: Custom ID2: Custom ID3:
Comment:

Elem	Ag3280	Al1670	As1890	B_2089	Ba4554	Be3130	Bi2230	Ca3179	Cd2288	Co2286	Cr2055	Cu3247
Units	ppm	ppm	ppm	ppm	ppm	ppm	ppm	ppm	ppm	ppm	ppm	ppm
Avg	**.00036**	**-.00081**	**-.00174**	F **.00415**	**.00014**	**.00003**	**.00426**	**.00586**	**-.00009**	**.00003**	**-.00014**	**-.00040**
Stddev	.00027	.00025	.00015	.00036	.00011	.00003	.00289	.00278	.00003	.00016	.00017	.00032
%RSD	76.832	30.618	8.9015	8.7171	77.972	97.189	67.831	47.372	37.623	476.74	127.71	79.989
#1	.00016	-.00099	-.00185	.00440	.00006	.00001	.00630	.00782	-.00011	.00014	-.00001	-.00018
#2	.00055	-.00064	-.00163	.00389	.00022	.00005	.00222	.00390	-.00006	-.00008	-.00026	-.00063
Check ?	Chk Pass	Chk Pass	Chk Pass	Chk Fail	Chk Pass	Chk Pass	None	Chk Pass	Chk Pass	Chk Pass	Chk Pass	Chk Pass
High Limit				.00312								
Low Limit				-.00312								

Elem	Fe2599	K_7664	Li6707	Mg2790	Mn2576	Mo2020	Na5895	Ni2316	P_1782	Pb2203	S_1820	Sb2068
Units	ppm	ppm	ppm	ppm	ppm	ppm	ppm	ppm	ppm	ppm	ppm	ppm
Avg	**.00200**	**.03082**	**-.00081**	**.00203**	**.00004**	**.00023**	**.01837**	**.00023**	**.00306**	**.00112**	**.00540**	W **.00387**
Stddev	.00341	.02118	.00022	.00101	.00003	.00026	.00021	.00001	.00211	.00022	.00115	.00383
%RSD	170.63	68.716	26.800	49.860	71.519	111.12	1.1518	3.3379	68.903	19.206	21.384	98.968
#1	.00440	.04579	-.00066	.00275	.00002	.00005	.01822	.00022	.00157	.00128	.00621	.00658
#2	-.00041	.01584	-.00097	.00132	.00006	.00042	.01852	.00023	.00455	.00097	.00458	.00116
Check ?	Chk Pass	Chk Pass	Chk Pass	Chk Pass	Chk Pass	Chk Pass	Chk Pass	Chk Pass	Chk Pass	Chk Pass	None	Chk Warn
High Limit												.00314
Low Limit												-.00314

Elem	Se1960	Si2881	Sn1899	Sr4077	Th2837	Ti3349	Tl1908	U_3701	V_2924	Zn2062	Zr3391
Units	ppm	ppm	ppm	ppm	ppm	ppm	ppm	ppm	ppm	ppm	ppm
Avg	F **.01527**	**.01724**	**-.00017**	**.00004**	**.00207**	**.00017**	**.00174**	**.00239**	**-.00015**	**-.00067**	**-.00006**
Stddev	.00574	.00420	.00012	.00007	.00116	.00009	.00125	.00352	.00059	.00004	.00049
%RSD	37.603	24.350	69.921	194.39	56.096	56.247	71.788	147.09	391.61	6.4999	763.53
#1	.01121	.02021	-.00026	.00009	.00289	.00023	.00086	.00488	.00026	-.00070	-.00041
#2	.01933	.01428	-.00009	-.00001	.00125	.00010	.00263	-.00010	-.00056	-.00064	.00028
Check ?	Chk Fail	Chk Pass	Chk Pass	Chk Pass	Chk Pass	Chk Pass	Chk Pass	Chk Pass	Chk Pass	Chk Pass	Chk Pass
High Limit	.00972										
Low Limit	-.00972										

Int. Std.	Y_2243	Y_3600	Y_3774
Units	Cts/S	Cts/S	Cts/S
Avg	**1539.9**	**31976.**	**5604.1**
Stddev	1.0	37.	11.2
%RSD	.06567	.11548	.19999
#1	1539.2	32002.	5612.1
#2	1540.6	31950.	5596.2

Sample Name: ccvl-3907489 Acquired: 5/24/2016 4:07:07 Type: QC
Method: 6500_026(v10) Mode: CONC Corr. Factor: 1.000000
User: kellyca Custom ID1: Custom ID2: Custom ID3:
Comment:

Elem	Ag3280	Al1670	As1890	B_2089	Ba4554	Be3130	Bi2230	Ca3179	Cd2288	Co2286	Cr2055	Cu3247
Units	ppm	ppm	ppm	ppm	ppm	ppm	ppm	ppm	ppm	ppm	ppm	ppm
Avg	**.00985**	**.10552**	**.01431**	**.10526**	**.01013**	**.00096**	**.11477**	**.22564**	**.00522**	**.01037**	**.01033**	**.01489**
Stddev	.00044	.00018	.00300	.00029	.00004	.00003	.00178	.00490	.00011	.00037	.00016	.00033
%RSD	4.4887	.17228	20.997	.27451	.35246	2.8932	1.5488	2.1737	2.0508	3.5306	1.5236	2.2286
#1	.01016	.10565	.01218	.10506	.01016	.00098	.11352	.22217	.00515	.01063	.01022	.01512
#2	.00954	.10539	.01643	.10546	.01011	.00094	.11603	.22911	.00530	.01011	.01044	.01465
Check ?	Chk Pass	Chk Pass	Chk Pass	Chk Pass	Chk Pass	Chk Pass	Chk Pass	Chk Pass	Chk Pass	Chk Pass	Chk Pass	Chk Pass
Value												
Range												

Elem	Fe2599	K_7664	Li6707	Mg2790	Mn2576	Mo2020	Na5895	Ni2316	P_1782	Pb2203	S_1820	Sb2068
Units	ppm	ppm	ppm	ppm	ppm	ppm	ppm	ppm	ppm	ppm	ppm	ppm
Avg	**.10667**	**3.0873**	**.00960**	**.20511**	**.00986**	**.02008**	F **1.3455**	**.04081**	**2.8620**	**.01105**	**.00074**	**.02112**
Stddev	.00079	.0037	.00063	.00541	.00013	.00001	.0032	.00054	.0119	.00045	.00636	.00234
%RSD	.74266	.11856	6.5197	2.6391	1.3228	.04923	.24156	1.3231	.41647	4.1115	854.34	11.069
#1	.10723	3.0847	.00916	.20128	.00995	.02007	1.3478	.04043	2.8535	.01073	-.00375	.02277
#2	.10611	3.0899	.01005	.20894	.00977	.02009	1.3432	.04119	2.8704	.01137	.00524	.01946
Check ?	Chk Pass	Chk Pass	Chk Pass	Chk Pass	Chk Pass	Chk Pass	Chk Fail	Chk Pass	Chk Pass	Chk Pass	None	Chk Pass
Value							1.0000					
Range							30.000%					

Elem	Se1960	Si2881	Sn1899	Sr4077	Th2837	Ti3349	Tl1908	U_3701	V_2924	Zn2062	Zr3391
Units	ppm	ppm	ppm	ppm	ppm	ppm	ppm	ppm	ppm	ppm	ppm
Avg	F **.02235**	**.47843**	**.09838**	**.00964**	**.01532**	**.00942**	**.01627**	**.07143**	**.00908**	**.02072**	**.01433**
Stddev	.00251	.00724	.00002	.00000	.00114	.00002	.00104	.01470	.00014	.00132	.00165
%RSD	11.248	1.5124	.02399	.00592	7.4290	.20611	6.3969	20.581	1.5733	6.3930	11.510
#1	.02057	.47331	.09840	.00964	.01452	.00944	.01554	.06104	.00898	.02165	.01550
#2	.02413	.48355	.09836	.00964	.01613	.00941	.01701	.08183	.00919	.01978	.01317
Check ?	Chk Fail	Chk Pass	Chk Pass	Chk Pass	Chk Pass	Chk Pass	Chk Pass	Chk Pass	Chk Pass	Chk Pass	Chk Pass
Value	.01500										
Range	30.000%										

Int. Std.	Y_2243	Y_3600	Y_3774
Units	Cts/S	Cts/S	Cts/S
Avg	**1533.7**	**32101.**	**5618.9**
Stddev	2.6	179.	18.0
%RSD	.16721	.55770	.31964
#1	1535.5	31975.	5631.6
#2	1531.9	32228.	5606.2

Sample Name: 280-83155-F-7-C Acquired: 5/24/2016 4:09:57 Type: Unk
Method: 6500_026(v10) Mode: CONC Corr. Factor: 1.000000
User: kellyca Custom ID1: Custom ID2: Custom ID3:
Comment: 326191 6010B

Elem	Ag3280	Al1670	As1890	B_2089	Ba4554	Be3130	Bi2230	Ca3179	Cd2288
Line	328.068 {103}	167.079 {502}	189.042 {478}	208.959 {461}	455.403 { 74}	313.042 {108}	223.061 {451}	317.933 {106}	228.802 {447}
Units	ppm	ppm	ppm	ppm	ppm	ppm	ppm	ppm	ppm
Avg	**.00018**	**.19204**	**-.00065**	**1.1837**	**.01048**	**-.00001**	**.00289**	**425.43**	**.00038**
Stddev	.00046	.00128	.00339	.0001	.00008	.00010	.00493	17.26	.00018
%RSD	250.18	.66413	521.38	.00854	.80886	1210.4	170.57	4.0575	48.220
#1	.00050	.19114	.00175	1.1836	.01054	-.00008	-.00060	437.64	.00051
#2	-.00014	.19294	-.00305	1.1838	.01042	.00006	.00638	413.23	.00025
Check ?	Chk Pass	Chk Pass	Chk Pass	Chk Pass	Chk Pass	Chk Pass	Chk Pass	Chk Pass	Chk Pass
High Limit									
Low Limit									

Elem	Co2286	Cr2055	Cu3247	Fe2599	K_7664	Li6707	Mg2790	Mn2576	Mo2020
Line	228.616 {447}	205.560 {464}	324.754 {104}	259.940 {130}	766.490 { 44}	670.784 { 50}	279.079 {121}2	257.610 {131}	202.030 {467}
Units	ppm	ppm	ppm	ppm	ppm	ppm	ppm	ppm	ppm
Avg	**.00187**	**.00038**	**.00332**	**1.7451**	**11.769**	**.12964**	**266.38**	**.71312**	**.00109**
Stddev	.00000	.00001	.00013	.0322	.206	.00303	.58	.00052	.00003
%RSD	.24759	2.0593	4.0218	1.8447	1.7503	2.3357	.21654	.07224	2.5998
#1	.00187	.00037	.00322	1.7223	11.623	.12750	266.79	.71348	.00107
#2	.00186	.00039	.00341	1.7679	11.914	.13178	265.97	.71275	.00111
Check ?	Chk Pass	Chk Pass	Chk Pass	Chk Pass	Chk Pass	Chk Pass	Chk Pass	Chk Pass	Chk Pass
High Limit									
Low Limit									

Elem	Na8183	Ni2316	P_1782	Pb2203	S_1820	Sb2068	Se1960	Si2881	Sn1899
Line	818.326 { 41}	231.604 {446}	178.284 {489}	220.353 {453}	182.034 {485}	206.833 {463}	196.090 {472}	288.158 {117}	189.989 {477}
Units	ppm	ppm	ppm	ppm	ppm	ppm	ppm	ppm	ppm
Avg	**152.59**	**.01028**	**.02896**	W **-.00399**	F **610.12**	**.00071**	**.01048**	**9.6183**	**-.00012**
Stddev	1.74	.00025	.00164	.00461	.82	.00180	.00710	.1265	.00082
%RSD	1.1422	2.4065	5.6772	115.50	.13457	255.01	67.702	1.3154	687.30
#1	151.35	.01011	.03012	-.00073	609.54	-.00057	.00547	9.5288	-.00070
#2	153.82	.01046	.02780	-.00726	610.70	.00198	.01550	9.7077	.00046
Check ?	Chk Pass	Chk Pass	Chk Pass	Chk Warn	Chk Fail	Chk Pass	Chk Pass	Chk Pass	Chk Pass
High Limit				10.000	200.00				
Low Limit				-.00300	-.02000				

Elem	Sr4077	Th2837	Ti3349	Tl1908	U_3701	V_2924	Zn2062	Zr3391
Line	407.771 { 83}	283.730 {119}	334.904 {101}	190.856 {477}	370.152 { 91}	292.402 {115}	206.200 {163}	339.198 { 99}
Units	ppm	ppm	ppm	ppm	ppm	ppm	ppm	ppm
Avg	**1.9076**	**.00092**	**.00520**	**-.00162**	**.01403**	**.00102**	**.00091**	**.00189**
Stddev	.0240	.00121	.00003	.00137	.00188	.00064	.00220	.00034
%RSD	1.2568	132.21	.61723	84.304	13.372	62.283	243.01	18.202
#1	1.8907	.00006	.00523	-.00259	.01270	.00147	-.00065	.00164
#2	1.9246	.00178	.00518	-.00066	.01536	.00057	.00247	.00213
Check ?	Chk Pass	Chk Pass	Chk Pass	Chk Pass	Chk Pass	Chk Pass	Chk Pass	Chk Pass
High Limit								
Low Limit								

Int. Std.	Y_2243	Y_3600	Y_3774
Line	224.306 {450}	360.073 { 94}	377.433 { 89}
Units	Cts/S	Cts/S	Cts/S
Avg	**1338.0**	**27927.**	**5352.6**
Stddev	5.6	29.	52.3
%RSD	.42062	.10326	.97780
#1	1342.0	27948.	5389.6
#2	1334.1	27907.	5315.6

Sample Name: 280-83155-F-8-C Acquired: 5/24/2016 4:12:48 Type: Unk
Method: 6500_026(v10) Mode: CONC Corr. Factor: 1.000000
User: kellyca Custom ID1: Custom ID2: Custom ID3:
Comment: 326191 6010B

Elem	Ag3280	Al1670	As1890	B_2089	Ba4554	Be3130	Bi2230	Ca3179	Cd2288
Line	328.068 {103}	167.079 {502}	189.042 {478}	208.959 {461}	455.403 { 74}	313.042 {108}	223.061 {451}	317.933 {106}	228.802 {447}
Units	ppm	ppm	ppm	ppm	ppm	ppm	ppm	ppm	ppm
Avg	**-.00003**	**.67961**	**-.00087**	**.83019**	**.01593**	**.00006**	**.00277**	**242.21**	**.00030**
Stddev	.00024	.00082	.00315	.00345	.00020	.00001	.00209	.92	.00031
%RSD	791.89	.12079	363.49	.41548	1.2727	11.509	75.394	.38018	100.56
#1	.00014	.67903	-.00309	.83263	.01579	.00006	.00424	241.56	.00052
#2	-.00020	.68019	.00136	.82775	.01607	.00006	.00129	242.86	.00009
Check ?	Chk Pass	Chk Pass	Chk Pass	Chk Pass	Chk Pass	Chk Pass	Chk Pass	Chk Pass	Chk Pass
High Limit									
Low Limit									

Elem	Co2286	Cr2055	Cu3247	Fe2599	K_7664	Li6707	Mg2790	Mn2576	Mo2020
Line	228.616 {447}	205.560 {464}	324.754 {104}	259.940 {130}	766.490 { 44}	670.784 { 50}	279.079 {121}2	257.610 {131}	202.030 {467}
Units	ppm	ppm	ppm	ppm	ppm	ppm	ppm	ppm	ppm
Avg	**.00150**	**.00221**	**.00281**	**1.1752**	**6.3319**	**.05458**	**262.21**	**.23662**	**.00459**
Stddev	.00074	.00007	.00017	.0089	.0192	.00121	.58	.00023	.00040
%RSD	49.322	3.2291	6.1539	.75553	.30330	2.2182	.22110	.09860	8.6866
#1	.00098	.00216	.00269	1.1689	6.3183	.05544	261.80	.23646	.00487
#2	.00203	.00226	.00293	1.1815	6.3455	.05373	262.62	.23679	.00431
Check ?	Chk Pass	Chk Pass	Chk Pass	Chk Pass	Chk Pass	Chk Pass	Chk Pass	Chk Pass	Chk Pass
High Limit									
Low Limit									

Elem	Na8183	Ni2316	P_1782	Pb2203	S_1820	Sb2068	Se1960	Si2881	Sn1899
Line	818.326 { 41}	231.604 {446}	178.284 {489}	220.353 {453}	182.034 {485}	206.833 {463}	196.090 {472}	288.158 {117}	189.989 {477}
Units	ppm	ppm	ppm	ppm	ppm	ppm	ppm	ppm	ppm
Avg	**109.82**	**.00591**	**.05737**	**.00031**	F **402.04**	**.00222**	**.01208**	**8.7564**	**-.00182**
Stddev	.07	.00061	.00247	.00105	1.19	.00092	.00500	.0627	.00086
%RSD	.06527	10.266	4.3059	333.62	.29722	41.455	41.357	.71568	47.064
#1	109.77	.00548	.05912	.00105	402.88	.00287	.00855	8.7120	-.00122
#2	109.87	.00634	.05563	-.00043	401.19	.00157	.01561	8.8007	-.00243
Check ?	Chk Pass	Chk Pass	Chk Pass	Chk Pass	Chk Fail	Chk Pass	Chk Pass	Chk Pass	Chk Pass
High Limit					200.00				
Low Limit					-.02000				

Elem	Sr4077	Th2837	Ti3349	Tl1908	U_3701	V_2924	Zn2062	Zr3391
Line	407.771 { 83}	283.730 {119}	334.904 {101}	190.856 {477}	370.152 { 91}	292.402 {115}	206.200 {163}	339.198 { 99}
Units	ppm	ppm	ppm	ppm	ppm	ppm	ppm	ppm
Avg	**1.1267**	**-.00011**	**.01346**	**-.00055**	**.03057**	**.00254**	**.00141**	**.00176**
Stddev	.0010	.00251	.00047	.00057	.00761	.00070	.00004	.00084
%RSD	.09361	2379.9	3.5137	102.51	24.905	27.600	2.8225	47.842
#1	1.1259	.00167	.01313	-.00095	.02519	.00204	.00138	.00116
#2	1.1274	-.00188	.01380	-.00015	.03595	.00303	.00144	.00235
Check ?	Chk Pass	Chk Pass	Chk Pass	Chk Pass	Chk Pass	Chk Pass	Chk Pass	Chk Pass
High Limit								
Low Limit								

Int. Std.	Y_2243	Y_3600	Y_3774
Line	224.306 {450}	360.073 { 94}	377.433 { 89}
Units	Cts/S	Cts/S	Cts/S
Avg	**1388.7**	**28815.**	**5456.4**
Stddev	1.0	12.	7.0
%RSD	.07252	.04122	.12830
#1	1388.0	28824.	5451.5
#2	1389.5	28807.	5461.4

Sample Name: 280-83155-F-9-C Acquired: 5/24/2016 4:15:32 Type: Unk
Method: 6500_026(v10) Mode: CONC Corr. Factor: 1.000000
User: kellyca Custom ID1: Custom ID2: Custom ID3:
Comment: 326191 6010B

Elem	Ag3280	Al1670	As1890	B_2089	Ba4554	Be3130	Bi2230	Ca3179	Cd2288
Line	328.068 {103}	167.079 {502}	189.042 {478}	208.959 {461}	455.403 { 74}	313.042 {108}	223.061 {451}	317.933 {106}	228.802 {447}
Units	ppm	ppm	ppm	ppm	ppm	ppm	ppm	ppm	ppm
Avg	**.00010**	**.02545**	**.00697**	**.69699**	**.01990**	**-.00000**	**.00325**	**353.70**	**.00010**
Stddev	.00014	.00090	.00551	.00051	.00017	.00009	.00381	2.16	.00016
%RSD	146.05	3.5476	79.091	.07388	.87793	6076.1	117.40	.61155	164.73
#1	.00020	.02481	.01086	.69663	.01978	-.00006	.00055	352.17	-.00002
#2	-.00000	.02609	.00307	.69735	.02002	.00006	.00594	355.23	.00021
Check ?	Chk Pass	Chk Pass	Chk Pass	Chk Pass	Chk Pass	Chk Pass	Chk Pass	Chk Pass	Chk Pass
High Limit									
Low Limit									

Elem	Co2286	Cr2055	Cu3247	Fe2599	K_7664	Li6707	Mg2790	Mn2576	Mo2020
Line	228.616 {447}	205.560 {464}	324.754 {104}	259.940 {130}	766.490 { 44}	670.784 { 50}	279.079 {121}2	257.610 {131}	202.030 {467}
Units	ppm	ppm	ppm	ppm	ppm	ppm	ppm	ppm	ppm
Avg	**.01063**	**.00054**	**.00141**	**6.2310**	**4.8281**	**.04241**	**152.70**	**4.2005**	**.00130**
Stddev	.00011	.00008	.00021	.0561	.0313	.00060	.26	.0204	.00019
%RSD	1.0416	15.428	14.998	.90057	.64889	1.4149	.17290	.48490	14.352
#1	.01055	.00060	.00156	6.1914	4.8060	.04199	152.89	4.2149	.00144
#2	.01071	.00048	.00126	6.2707	4.8503	.04284	152.52	4.1861	.00117
Check ?	Chk Pass	Chk Pass	Chk Pass	Chk Pass	Chk Pass	Chk Pass	Chk Pass	Chk Pass	Chk Pass
High Limit									
Low Limit									

Elem	Na8183	Ni2316	P_1782	Pb2203	S_1820	Sb2068	Se1960	Si2881	Sn1899
Line	818.326 { 41}	231.604 {446}	178.284 {489}	220.353 {453}	182.034 {485}	206.833 {463}	196.090 {472}	288.158 {117}	189.989 {477}
Units	ppm	ppm	ppm	ppm	ppm	ppm	ppm	ppm	ppm
Avg	**87.001**	**.00920**	**.04477**	**-.00108**	F **372.50**	**.00139**	**.00922**	**8.4380**	**-.00024**
Stddev	.453	.00030	.00313	.00010	.97	.00159	.00165	.0719	.00033
%RSD	.52042	3.3127	6.9901	9.6018	.26169	115.08	17.956	.85168	137.19
#1	86.680	.00941	.04698	-.00100	371.81	.00251	.01039	8.3871	-.00001
#2	87.321	.00898	.04256	-.00115	373.19	.00026	.00805	8.4888	-.00048
Check ?	Chk Pass	Chk Pass	Chk Pass	Chk Pass	Chk Fail	Chk Pass	Chk Pass	Chk Pass	Chk Pass
High Limit					200.00				
Low Limit					-.02000				

Elem	Sr4077	Th2837	Ti3349	Tl1908	U_3701	V_2924	Zn2062	Zr3391
Line	407.771 { 83}	283.730 {119}	334.904 {101}	190.856 {477}	370.152 { 91}	292.402 {115}	206.200 {163}	339.198 { 99}
Units	ppm	ppm	ppm	ppm	ppm	ppm	ppm	ppm
Avg	**.89647**	**-.00004**	**.00160**	**-.00029**	**-.02246**	**.00047**	**.00184**	**-.00023**
Stddev	.00542	.00131	.00001	.00063	.00399	.00054	.00049	.00074
%RSD	.60511	3519.2	.35549	216.44	17.775	114.43	26.812	323.74
#1	.89264	.00089	.00160	-.00074	-.01964	.00009	.00149	-.00075
#2	.90031	-.00097	.00159	.00016	-.02528	.00085	.00219	.00029
Check ?	Chk Pass	Chk Pass	Chk Pass	Chk Pass	Chk Pass	Chk Pass	Chk Pass	Chk Pass
High Limit								
Low Limit								

Int. Std.	Y_2243	Y_3600	Y_3774
Line	224.306 {450}	360.073 { 94}	377.433 { 89}
Units	Cts/S	Cts/S	Cts/S
Avg	**1380.0**	**28836.**	**5456.7**
Stddev	4.3	23.	30.6
%RSD	.31343	.07946	.56142
#1	1383.0	28820.	5478.4
#2	1376.9	28852.	5435.1

Sample Name: 280-83155-F-10-C Acquired: 5/24/2016 4:18:10 Type: Unk
Method: 6500_026(v10) Mode: CONC Corr. Factor: 1.000000
User: kellyca Custom ID1: Custom ID2: Custom ID3:
Comment: 326191 6010B

Elem	Ag3280	Al1670	As1890	B_2089	Ba4554	Be3130	Bi2230	Ca3179	Cd2288
Line	328.068 {103}	167.079 {502}	189.042 {478}	208.959 {461}	455.403 { 74}	313.042 {108}	223.061 {451}	317.933 {106}	228.802 {447}
Units	ppm	ppm	ppm	ppm	ppm	ppm	ppm	ppm	ppm
Avg	**.00059**	**.00096**	**-.00001**	**.16727**	**.01924**	**.00007**	**.00414**	**198.75**	**.00012**
Stddev	.00034	.00198	.00277	.00349	.00024	.00006	.00218	.15	.00010
%RSD	57.265	206.12	35890.	2.0862	1.2550	79.762	52.709	.07609	90.370
#1	.00083	-.00044	.00195	.16974	.01941	.00011	.00569	198.64	.00004
#2	.00035	.00237	-.00197	.16480	.01907	.00003	.00260	198.86	.00019
Check ?	Chk Pass	Chk Pass	Chk Pass	Chk Pass	Chk Pass	Chk Pass	Chk Pass	Chk Pass	Chk Pass
High Limit									
Low Limit									

Elem	Co2286	Cr2055	Cu3247	Fe2599	K_7664	Li6707	Mg2790	Mn2576	Mo2020
Line	228.616 {447}	205.560 {464}	324.754 {104}	259.940 {130}	766.490 { 44}	670.784 { 50}	279.079 {121}2	257.610 {131}	202.030 {467}
Units	ppm	ppm	ppm	ppm	ppm	ppm	ppm	ppm	ppm
Avg	**-.00002**	**-.00002**	**.02292**	**.01349**	**6.5838**	**.02372**	**70.001**	**.00651**	**.00849**
Stddev	.00023	.00008	.00006	.00159	.0354	.00006	.197	.00016	.00002
%RSD	1186.4	380.11	.28324	11.807	.53802	.26837	.28205	2.3904	.23357
#1	-.00018	.00004	.02297	.01462	6.5588	.02367	69.861	.00640	.00851
#2	.00014	-.00008	.02288	.01236	6.6089	.02376	70.141	.00662	.00848
Check ?	Chk Pass	Chk Pass	Chk Pass	Chk Pass	Chk Pass	Chk Pass	Chk Pass	Chk Pass	Chk Pass
High Limit									
Low Limit									

Elem	Na5895	Na8183	Ni2316	P_1782	Pb2203	S_1820	Sb2068	Se1960	Si2881
Line	589.592 { 57}	818.326 { 41}	231.604 {446}	178.284 {489}	220.353 {453}	182.034 {485}	206.833 {463}	196.090 {472}	288.158 {117}
Units	ppm	ppm	ppm	ppm	ppm	ppm	ppm	ppm	ppm
Avg	F **10.214**	**10.014**	**.00450**	**.06946**	**-.00168**	**134.93**	**.00213**	**.01086**	**4.8083**
Stddev	.012	.080	.00012	.00075	.00007	.06	.00002	.00520	.0510
%RSD	.11929	.80033	2.6622	1.0730	4.2322	.04573	.93449	47.876	1.0618
#1	10.223	10.071	.00442	.06999	-.00163	134.89	.00215	.01454	4.7722
#2	10.206	9.9575	.00459	.06893	-.00173	134.97	.00212	.00718	4.8444
Check ?	Chk Fail	Chk Pass	Chk Pass	Chk Pass	Chk Pass	Chk Pass	Chk Pass	Chk Pass	Chk Pass
High Limit	10.000								
Low Limit	-1.0000								

Elem	Sn1899	Sr4077	Th2837	Ti3349	Tl1908	U_3701	V_2924	Zn2062	Zr3391
Line	189.989 {477}	407.771 { 83}	283.730 {119}	334.904 {101}	190.856 {477}	370.152 { 91}	292.402 {115}	206.200 {163}	339.198 { 99}
Units	ppm	ppm	ppm	ppm	ppm	ppm	ppm	ppm	ppm
Avg	**-.00128**	**.43894**	**.00263**	**.00062**	**.00188**	**-.00685**	**.00072**	**.00007**	**.00073**
Stddev	.00150	.00112	.00100	.00013	.00161	.00720	.00011	.00139	.00012
%RSD	117.70	.25421	38.004	20.965	85.356	105.07	15.735	2126.4	15.977
#1	-.00021	.43973	.00192	.00071	.00075	-.01194	.00064	.00105	.00081
#2	-.00234	.43815	.00334	.00053	.00302	-.00176	.00081	-.00092	.00065
Check ?	Chk Pass	Chk Pass	Chk Pass	Chk Pass	Chk Pass	Chk Pass	Chk Pass	Chk Pass	Chk Pass
High Limit									
Low Limit									

Int. Std.	Y_2243	Y_3600	Y_3774
Line	224.306 {450}	360.073 { 94}	377.433 { 89}
Units	Cts/S	Cts/S	Cts/S
Avg	**1428.5**	**29830.**	**5534.8**
Stddev	.2	135.	23.8
%RSD	.01727	.45200	.43088
#1	1428.7	29926.	5551.7
#2	1428.4	29735.	5517.9

Sample Name: 280-83230-E-1-B Acquired: 5/24/2016 4:20:51 Type: Unk
Method: 6500_026(v10) Mode: CONC Corr. Factor: 1.000000
User: kellyca Custom ID1: Custom ID2: Custom ID3:
Comment: 326191 6010B

Elem	Ag3280	Al1670	As1890	B_2089	Ba4554	Be3130	Bi2230	Ca3179	Cd2288
Line	328.068 {103}	167.079 {502}	189.042 {478}	208.959 {461}	455.403 { 74}	313.042 {108}	223.061 {451}	317.933 {106}	228.802 {447}
Units	ppm	ppm	ppm	ppm	ppm	ppm	ppm	ppm	ppm
Avg	**.00026**	**.00601**	**-.00460**	**.01495**	**.00373**	**-.00005**	**.00095**	**3.3210**	**.00005**
Stddev	.00009	.00058	.00182	.00035	.00020	.00005	.00278	.0015	.00004
%RSD	35.328	9.5647	39.649	2.3518	5.3765	106.52	292.00	.04658	77.054
#1	.00033	.00561	-.00331	.01470	.00387	-.00009	.00292	3.3221	.00007
#2	.00020	.00642	-.00589	.01520	.00359	-.00001	-.00101	3.3199	.00002
Check ?	Chk Pass	Chk Pass	Chk Pass	Chk Pass	Chk Pass	Chk Pass	Chk Pass	Chk Pass	Chk Pass
High Limit									
Low Limit									

Elem	Co2286	Cr2055	Cu3247	Fe2599	K_7664	Li6707	Mg2790	Mn2576	Mo2020
Line	228.616 {447}	205.560 {464}	324.754 {104}	259.940 {130}	766.490 { 44}	670.784 { 50}	279.079 {121}2	257.610 {131}	202.030 {467}
Units	ppm	ppm	ppm	ppm	ppm	ppm	ppm	ppm	ppm
Avg	**-.00007**	**.00011**	**.00037**	**.26161**	**.44392**	**-.00036**	**1.5029**	**.08702**	**-.00006**
Stddev	.00016	.00037	.00038	.00230	.03024	.00024	.0097	.00004	.00012
%RSD	243.51	347.24	103.91	.87984	6.8121	67.080	.64704	.04232	186.37
#1	.00005	-.00016	.00010	.26324	.46531	-.00019	1.4960	.08699	-.00014
#2	-.00018	.00037	.00063	.25999	.42254	-.00053	1.5098	.08704	.00002
Check ?	Chk Pass	Chk Pass	Chk Pass	Chk Pass	Chk Pass	Chk Pass	Chk Pass	Chk Pass	Chk Pass
High Limit									
Low Limit									

Elem	Na5895	Ni2316	P_1782	Pb2203	S_1820	Sb2068	Se1960	Si2881	Sn1899
Line	589.592 { 57}	231.604 {446}	178.284 {489}	220.353 {453}	182.034 {485}	206.833 {463}	196.090 {472}	288.158 {117}	189.989 {477}
Units	ppm	ppm	ppm	ppm	ppm	ppm	ppm	ppm	ppm
Avg	**2.2438**	**.00071**	**.00389**	**.00086**	**.61749**	**.00179**	**.00670**	**4.9855**	**-.00076**
Stddev	.0021	.00016	.00308	.00174	.00222	.00007	.00455	.0113	.00091
%RSD	.09344	22.458	79.220	202.00	.35907	3.9547	67.949	.22668	119.99
#1	2.2423	.00060	.00606	-.00037	.61592	.00184	.00992	4.9775	-.00140
#2	2.2452	.00082	.00171	.00210	.61906	.00174	.00348	4.9935	-.00012
Check ?	Chk Pass	Chk Pass	Chk Pass	Chk Pass	Chk Pass	Chk Pass	Chk Pass	Chk Pass	Chk Pass
High Limit									
Low Limit									

Elem	Sr4077	Th2837	Ti3349	Tl1908	U_3701	V_2924	Zn2062	Zr3391
Line	407.771 { 83}	283.730 {119}	334.904 {101}	190.856 {477}	370.152 { 91}	292.402 {115}	206.200 {163}	339.198 { 99}
Units	ppm	ppm	ppm	ppm	ppm	ppm	ppm	ppm
Avg	**.02772**	**.00035**	**.00008**	**.00167**	**.00503**	**.00040**	**-.00001**	**.00075**
Stddev	.00002	.00024	.00024	.00076	.01596	.00000	.00063	.00007
%RSD	.08837	67.688	288.54	45.722	317.27	.04282	7154.6	9.4970
#1	.02774	.00018	-.00009	.00220	-.00625	.00040	-.00046	.00070
#2	.02771	.00052	.00025	.00113	.01631	.00040	.00044	.00080
Check ?	Chk Pass	Chk Pass	Chk Pass	Chk Pass	Chk Pass	Chk Pass	Chk Pass	Chk Pass
High Limit								
Low Limit								

Int. Std.	Y_2243	Y_3600	Y_3774
Line	224.306 {450}	360.073 { 94}	377.433 { 89}
Units	Cts/S	Cts/S	Cts/S
Avg	**1551.1**	**32068.**	**5660.0**
Stddev	.6	46.	8.5
%RSD	.03551	.14489	.14945
#1	1550.7	32101.	5654.0
#2	1551.5	32035.	5666.0

Sample Name: 280-83230-E-2-B Acquired: 5/24/2016 4:23:33 Type: Unk
Method: 6500_026(v10) Mode: CONC Corr. Factor: 1.000000
User: kellyca Custom ID1: Custom ID2: Custom ID3:
Comment: 326191 6010B

Elem	Ag3280	Al1670	As1890	B_2089	Ba4554	Be3130	Bi2230	Ca3179	Cd2288
Line	328.068 {103}	167.079 {502}	189.042 {478}	208.959 {461}	455.403 { 74}	313.042 {108}	223.061 {451}	317.933 {106}	228.802 {447}
Units	ppm	ppm	ppm	ppm	ppm	ppm	ppm	ppm	ppm
Avg	**.00021**	**.00211**	**-.00069**	**.03107**	**.00201**	**.00007**	**.00353**	**11.454**	**-.00007**
Stddev	.00025	.00004	.00217	.00067	.00001	.00007	.00136	.004	.00019
%RSD	123.68	1.9395	315.57	2.1560	.38063	98.776	38.568	.03865	268.82
#1	.00003	.00208	.00085	.03154	.00200	.00002	.00449	11.457	-.00020
#2	.00039	.00214	-.00222	.03059	.00202	.00012	.00257	11.451	.00006
Check ?	Chk Pass	Chk Pass	Chk Pass	Chk Pass	Chk Pass	Chk Pass	Chk Pass	Chk Pass	Chk Pass
High Limit									
Low Limit									

Elem	Co2286	Cr2055	Cu3247	Fe2599	K_7664	Li6707	Mg2790	Mn2576	Mo2020
Line	228.616 {447}	205.560 {464}	324.754 {104}	259.940 {130}	766.490 { 44}	670.784 { 50}	279.079 {121}2	257.610 {131}	202.030 {467}
Units	ppm	ppm	ppm	ppm	ppm	ppm	ppm	ppm	ppm
Avg	**-.00035**	**-.00006**	**.00083**	**.01997**	**.58618**	**-.00021**	**6.2499**	**.43229**	**.00029**
Stddev	.00044	.00010	.00022	.00246	.05569	.00039	.0155	.00082	.00013
%RSD	127.96	151.73	27.046	12.298	9.5003	188.70	.24769	.18999	45.943
#1	-.00066	.00000	.00099	.02171	.54680	.00007	6.2609	.43287	.00039
#2	-.00003	-.00013	.00067	.01823	.62556	-.00048	6.2390	.43171	.00020
Check ?	Chk Pass	Chk Pass	Chk Pass	Chk Pass	Chk Pass	Chk Pass	Chk Pass	Chk Pass	Chk Pass
High Limit									
Low Limit									

Elem	Na5895	Ni2316	P_1782	Pb2203	S_1820	Sb2068	Se1960	Si2881	Sn1899
Line	589.592 { 57}	231.604 {446}	178.284 {489}	220.353 {453}	182.034 {485}	206.833 {463}	196.090 {472}	288.158 {117}	189.989 {477}
Units	ppm	ppm	ppm	ppm	ppm	ppm	ppm	ppm	ppm
Avg	**6.6814**	**.00183**	**.03218**	**.00015**	**1.5923**	**.00100**	**.00803**	**14.315**	**-.00156**
Stddev	.0110	.00038	.00613	.00055	.0040	.00002	.00476	.067	.00121
%RSD	.16482	20.446	19.035	366.68	.25060	2.0304	59.299	.46631	77.949
#1	6.6736	.00210	.02785	.00054	1.5952	.00102	.00466	14.268	-.00070
#2	6.6892	.00157	.03652	-.00024	1.5895	.00099	.01140	14.363	-.00242
Check ?	Chk Pass	Chk Pass	Chk Pass	Chk Pass	Chk Pass	Chk Pass	Chk Pass	Chk Pass	Chk Pass
High Limit									
Low Limit									

Elem	Sr4077	Th2837	Ti3349	Tl1908	U_3701	V_2924	Zn2062	Zr3391
Line	407.771 { 83}	283.730 {119}	334.904 {101}	190.856 {477}	370.152 { 91}	292.402 {115}	206.200 {163}	339.198 { 99}
Units	ppm	ppm	ppm	ppm	ppm	ppm	ppm	ppm
Avg	**.07236**	**.00188**	**.00014**	**.00319**	**.00342**	**.00103**	**-.00032**	**.00072**
Stddev	.00004	.00003	.00010	.00150	.00000	.00012	.00126	.00107
%RSD	.06005	1.8386	70.288	47.036	.08598	11.631	394.92	148.92
#1	.07233	.00186	.00021	.00425	.00342	.00095	.00057	-.00004
#2	.07239	.00191	.00007	.00213	.00343	.00112	-.00121	.00147
Check ?	Chk Pass	Chk Pass	Chk Pass	Chk Pass	Chk Pass	Chk Pass	Chk Pass	Chk Pass
High Limit								
Low Limit								

Int. Std.	Y_2243	Y_3600	Y_3774
Line	224.306 {450}	360.073 { 94}	377.433 { 89}
Units	Cts/S	Cts/S	Cts/S
Avg	**1536.8**	**31727.**	**5674.9**
Stddev	1.7	61.	.4
%RSD	.11077	.19368	.00701
#1	1535.6	31771.	5674.6
#2	1538.0	31684.	5675.1

Sample Name: 280-83230-E-3-B Acquired: 5/24/2016 4:26:13 Type: Unk
Method: 6500_026(v10) Mode: CONC Corr. Factor: 1.000000
User: kellyca Custom ID1: Custom ID2: Custom ID3:
Comment: 326191 6010B

Elem	Ag3280	Al1670	As1890	B_2089	Ba4554	Be3130	Bi2230	Ca3179	Cd2288
Line	328.068 {103}	167.079 {502}	189.042 {478}	208.959 {461}	455.403 { 74}	313.042 {108}	223.061 {451}	317.933 {106}	228.802 {447}
Units	ppm	ppm	ppm	ppm	ppm	ppm	ppm	ppm	ppm
Avg	**.00059**	**.00258**	**.00568**	**.08712**	**.00382**	**-.00004**	**-.00244**	**20.483**	**.00030**
Stddev	.00006	.00012	.00149	.00045	.00001	.00007	.00172	.019	.00007
%RSD	9.5469	4.5092	26.216	.51536	.27268	168.78	70.541	.09256	22.099
#1	.00063	.00266	.00673	.08744	.00382	-.00009	-.00366	20.497	.00035
#2	.00055	.00249	.00463	.08680	.00381	.00001	-.00122	20.470	.00026
Check ?	Chk Pass	Chk Pass	Chk Pass	Chk Pass	Chk Pass	Chk Pass	Chk Pass	Chk Pass	Chk Pass
High Limit									
Low Limit									

Elem	Co2286	Cr2055	Cu3247	Fe2599	K_7664	Li6707	Mg2790	Mn2576	Mo2020
Line	228.616 {447}	205.560 {464}	324.754 {104}	259.940 {130}	766.490 { 44}	670.784 { 50}	279.079 {121}2	257.610 {131}	202.030 {467}
Units	ppm	ppm	ppm	ppm	ppm	ppm	ppm	ppm	ppm
Avg	**-.00024**	**.00016**	**.00069**	**.49994**	**.92902**	**-.00055**	**11.148**	**1.6851**	**.00063**
Stddev	.00023	.00013	.00003	.00241	.02288	.00007	.006	.0007	.00016
%RSD	94.075	85.532	3.9154	.48282	2.4627	13.538	.05115	.04215	25.195
#1	-.00040	.00025	.00071	.50165	.91285	-.00060	11.144	1.6856	.00052
#2	-.00008	.00006	.00067	.49823	.94520	-.00049	11.152	1.6846	.00075
Check ?	Chk Pass	Chk Pass	Chk Pass	Chk Pass	Chk Pass	Chk Pass	Chk Pass	Chk Pass	Chk Pass
High Limit									
Low Limit									

Elem	Na8183	Ni2316	P_1782	Pb2203	S_1820	Sb2068	Se1960	Si2881	Sn1899
Line	818.326 { 41}	231.604 {446}	178.284 {489}	220.353 {453}	182.034 {485}	206.833 {463}	196.090 {472}	288.158 {117}	189.989 {477}
Units	ppm	ppm	ppm	ppm	ppm	ppm	ppm	ppm	ppm
Avg	**11.386**	**.00146**	**.41008**	**-.00045**	**2.9508**	**.00056**	**.01236**	**25.215**	**-.00051**
Stddev	.204	.00058	.00749	.00228	.0131	.00143	.00604	.021	.00084
%RSD	1.7946	39.966	1.8264	512.32	.44315	253.90	48.896	.08512	164.57
#1	11.242	.00104	.40478	.00117	2.9601	.00157	.00809	25.230	-.00110
#2	11.531	.00187	.41538	-.00206	2.9416	-.00045	.01663	25.199	.00008
Check ?	Chk Pass	Chk Pass	Chk Pass	Chk Pass	Chk Pass	Chk Pass	Chk Pass	Chk Pass	Chk Pass
High Limit									
Low Limit									

Elem	Sr4077	Th2837	Ti3349	Tl1908	U_3701	V_2924	Zn2062	Zr3391
Line	407.771 { 83}	283.730 {119}	334.904 {101}	190.856 {477}	370.152 { 91}	292.402 {115}	206.200 {163}	339.198 { 99}
Units	ppm	ppm	ppm	ppm	ppm	ppm	ppm	ppm
Avg	**.12351**	**.00176**	**.00005**	**.00011**	**-.00251**	**.00005**	**-.00011**	**.00074**
Stddev	.00019	.00107	.00005	.00066	.01838	.00032	.00110	.00234
%RSD	.15011	60.985	88.386	600.85	731.72	652.81	959.37	316.71
#1	.12338	.00100	.00002	.00058	.01049	.00027	.00066	-.00092
#2	.12364	.00252	.00009	-.00036	-.01551	-.00017	-.00089	.00239
Check ?	Chk Pass	Chk Pass	Chk Pass	Chk Pass	Chk Pass	Chk Pass	Chk Pass	Chk Pass
High Limit								
Low Limit								

Int. Std.	Y_2243	Y_3600	Y_3774
Line	224.306 {450}	360.073 { 94}	377.433 { 89}
Units	Cts/S	Cts/S	Cts/S
Avg	**1522.5**	**31301.**	**5639.2**
Stddev	.4	7.	5.8
%RSD	.02616	.02319	.10363
#1	1522.2	31296.	5635.0
#2	1522.8	31306.	5643.3

Sample Name: 280-83230-E-4-B Acquired: 5/24/2016 4:28:55 Type: Unk
Method: 6500_026(v10) Mode: CONC Corr. Factor: 1.000000
User: kellyca Custom ID1: Custom ID2: Custom ID3:
Comment: 326191 6010B

Elem	Ag3280	Al1670	As1890	B_2089	Ba4554	Be3130	Bi2230	Ca3179	Cd2288
Line	328.068 {103}	167.079 {502}	189.042 {478}	208.959 {461}	455.403 { 74}	313.042 {108}	223.061 {451}	317.933 {106}	228.802 {447}
Units	ppm	ppm	ppm	ppm	ppm	ppm	ppm	ppm	ppm
Avg	**.00055**	**.01444**	**.00322**	**.25973**	**.10548**	**.00002**	**.00408**	**38.357**	**.00004**
Stddev	.00050	.00173	.00316	.00244	.00139	.00010	.00207	.410	.00002
%RSD	89.995	11.966	98.336	.93764	1.3199	620.56	50.766	1.0689	47.118
#1	.00090	.01566	.00098	.26146	.10450	-.00005	.00262	38.068	.00005
#2	.00020	.01321	.00545	.25801	.10647	.00008	.00555	38.647	.00003
Check ?	Chk Pass	Chk Pass	Chk Pass	Chk Pass	Chk Pass	Chk Pass	Chk Pass	Chk Pass	Chk Pass
High Limit									
Low Limit									

Elem	Co2286	Cr2055	Cu3247	Fe2599	K_7664	Li6707	Mg2790	Mn2576	Mo2020
Line	228.616 {447}	205.560 {464}	324.754 {104}	259.940 {130}	766.490 { 44}	670.784 { 50}	279.079 {121}2	257.610 {131}	202.030 {467}
Units	ppm	ppm	ppm	ppm	ppm	ppm	ppm	ppm	ppm
Avg	**.00179**	**.00040**	**.00097**	**22.608**	**8.0005**	**-.00083**	**14.460**	**4.1264**	**-.00046**
Stddev	.00023	.00008	.00019	.350	.0896	.00041	.005	.0049	.00007
%RSD	13.099	21.266	19.814	1.5500	1.1200	49.600	.03345	.11801	15.405
#1	.00195	.00046	.00083	22.360	7.9371	-.00112	14.464	4.1230	-.00041
#2	.00162	.00034	.00111	22.856	8.0638	-.00054	14.457	4.1298	-.00051
Check ?	Chk Pass	Chk Pass	Chk Pass	Chk Pass	Chk Pass	Chk Pass	Chk Pass	Chk Pass	Chk Pass
High Limit									
Low Limit									

Elem	Na8183	Ni2316	P_1782	Pb2203	S_1820	Sb2068	Se1960	Si2881	Sn1899
Line	818.326 { 41}	231.604 {446}	178.284 {489}	220.353 {453}	182.034 {485}	206.833 {463}	196.090 {472}	288.158 {117}	189.989 {477}
Units	ppm	ppm	ppm	ppm	ppm	ppm	ppm	ppm	ppm
Avg	**20.693**	**.00164**	**.02577**	**-.00122**	**2.6479**	**.00213**	**.00822**	**9.1582**	**.00026**
Stddev	.005	.00040	.00005	.00198	.0021	.00072	.00340	.1267	.00073
%RSD	.02307	24.064	.20942	162.61	.07744	33.696	41.407	1.3829	274.55
#1	20.696	.00192	.02573	.00018	2.6494	.00163	.01063	9.0687	.00078
#2	20.689	.00136	.02581	-.00261	2.6465	.00264	.00581	9.2478	-.00025
Check ?	Chk Pass	Chk Pass	Chk Pass	Chk Pass	Chk Pass	Chk Pass	Chk Pass	Chk Pass	Chk Pass
High Limit									
Low Limit									

Elem	Sr4077	Th2837	Ti3349	Tl1908	U_3701	V_2924	Zn2062	Zr3391
Line	407.771 { 83}	283.730 {119}	334.904 {101}	190.856 {477}	370.152 { 91}	292.402 {115}	206.200 {163}	339.198 { 99}
Units	ppm	ppm	ppm	ppm	ppm	ppm	ppm	ppm
Avg	**.40456**	**.00123**	**.00003**	**.00014**	**.00634**	**.00148**	**.00006**	**.00124**
Stddev	.00474	.00070	.00033	.00284	.01265	.00054	.00073	.00103
%RSD	1.1704	56.497	1140.4	2048.1	199.64	36.590	1237.6	83.481
#1	.40121	.00172	.00026	-.00187	-.00261	.00110	-.00046	.00051
#2	.40791	.00074	-.00020	.00215	.01529	.00186	.00058	.00197
Check ?	Chk Pass	Chk Pass	Chk Pass	Chk Pass	Chk Pass	Chk Pass	Chk Pass	Chk Pass
High Limit								
Low Limit								

Int. Std.	Y_2243	Y_3600	Y_3774
Line	224.306 {450}	360.073 { 94}	377.433 { 89}
Units	Cts/S	Cts/S	Cts/S
Avg	**1510.2**	**31055.**	**5618.5**
Stddev	.5	96.	74.0
%RSD	.03323	.30799	1.3172
#1	1509.9	31123.	5670.9
#2	1510.6	30987.	5566.2

Sample Name: 280-83230-E-5-B Acquired: 5/24/2016 4:31:34 Type: Unk
Method: 6500_026(v10) Mode: CONC Corr. Factor: 1.000000
User: kellyca Custom ID1: Custom ID2: Custom ID3:
Comment: 326191 6010B

Elem	Ag3280	Al1670	As1890	B_2089	Ba4554	Be3130	Bi2230	Ca3179	Cd2288
Line	328.068 {103}	167.079 {502}	189.042 {478}	208.959 {461}	455.403 { 74}	313.042 {108}	223.061 {451}	317.933 {106}	228.802 {447}
Units	ppm	ppm	ppm	ppm	ppm	ppm	ppm	ppm	ppm
Avg	**.00030**	**.00143**	**-.00144**	**.00700**	**.00317**	**-.00000**	**.00268**	**13.651**	**.00007**
Stddev	.00038	.00001	.00596	.00102	.00000	.00007	.00022	.019	.00040
%RSD	128.29	1.0162	413.91	14.622	.15539	1977.4	8.1755	.14127	590.80
#1	.00003	.00144	-.00565	.00772	.00317	.00005	.00252	13.664	.00035
#2	.00057	.00142	.00277	.00628	.00317	-.00005	.00283	13.637	-.00021
Check ?	Chk Pass	Chk Pass	Chk Pass	Chk Pass	Chk Pass	Chk Pass	Chk Pass	Chk Pass	Chk Pass
High Limit									
Low Limit									

Elem	Co2286	Cr2055	Cu3247	Fe2599	K_7664	Li6707	Mg2790	Mn2576	Mo2020
Line	228.616 {447}	205.560 {464}	324.754 {104}	259.940 {130}	766.490 { 44}	670.784 { 50}	279.079 {121}2	257.610 {131}	202.030 {467}
Units	ppm	ppm	ppm	ppm	ppm	ppm	ppm	ppm	ppm
Avg	**-.00042**	**.00239**	**.00067**	**.00682**	**.54123**	**.00151**	**9.0423**	**.00058**	**.00031**
Stddev	.00008	.00008	.00037	.00099	.00759	.00036	.0007	.00008	.00036
%RSD	19.721	3.2483	55.786	14.583	1.4016	23.638	.00759	14.552	115.38
#1	-.00037	.00245	.00094	.00752	.53586	.00126	9.0418	.00064	.00057
#2	-.00048	.00234	.00041	.00612	.54659	.00176	9.0428	.00052	.00006
Check ?	Chk Pass	Chk Pass	Chk Pass	Chk Pass	Chk Pass	Chk Pass	Chk Pass	Chk Pass	Chk Pass
High Limit									
Low Limit									

Elem	Na5895	Ni2316	P_1782	Pb2203	S_1820	Sb2068	Se1960	Si2881	Sn1899
Line	589.592 { 57}	231.604 {446}	178.284 {489}	220.353 {453}	182.034 {485}	206.833 {463}	196.090 {472}	288.158 {117}	189.989 {477}
Units	ppm	ppm	ppm	ppm	ppm	ppm	ppm	ppm	ppm
Avg	**5.2240**	**-.00002**	**.02032**	**.00109**	**.80411**	**.00151**	**.00833**	**11.433**	**-.00002**
Stddev	.0007	.00022	.00261	.00215	.00083	.00193	.00139	.031	.00126
%RSD	.01267	1170.8	12.865	196.30	.10284	128.04	16.654	.26812	5486.5
#1	5.2244	.00014	.02217	-.00042	.80353	.00014	.00931	11.455	-.00091
#2	5.2235	-.00017	.01847	.00261	.80470	.00287	.00735	11.412	.00087
Check ?	Chk Pass	Chk Pass	Chk Pass	Chk Pass	Chk Pass	Chk Pass	Chk Pass	Chk Pass	Chk Pass
High Limit									
Low Limit									

Elem	Sr4077	Th2837	Ti3349	Tl1908	U_3701	V_2924	Zn2062	Zr3391
Line	407.771 { 83}	283.730 {119}	334.904 {101}	190.856 {477}	370.152 { 91}	292.402 {115}	206.200 {163}	339.198 { 99}
Units	ppm	ppm	ppm	ppm	ppm	ppm	ppm	ppm
Avg	**.07025**	**.00155**	**.00029**	**.00150**	**-.00358**	**.00488**	**-.00010**	**.00030**
Stddev	.00000	.00115	.00009	.00012	.01243	.00006	.00028	.00051
%RSD	.00621	73.953	30.039	8.2799	347.38	1.2752	289.64	171.49
#1	.07026	.00074	.00036	.00159	.00521	.00484	-.00030	-.00006
#2	.07025	.00236	.00023	.00141	-.01237	.00492	.00010	.00065
Check ?	Chk Pass	Chk Pass	Chk Pass	Chk Pass	Chk Pass	Chk Pass	Chk Pass	Chk Pass
High Limit								
Low Limit								

Int. Std.	Y_2243	Y_3600	Y_3774
Line	224.306 {450}	360.073 { 94}	377.433 { 89}
Units	Cts/S	Cts/S	Cts/S
Avg	**1534.0**	**31551.**	**5680.0**
Stddev	.4	45.	11.5
%RSD	.02657	.14356	.20231
#1	1533.7	31519.	5688.1
#2	1534.3	31583.	5671.9

Sample Name: ccvh-3900196 Acquired: 5/24/2016 4:34:15 Type: QC
Method: 6500_026(v10) Mode: CONC Corr. Factor: 1.000000
User: kellyca Custom ID1: Custom ID2: Custom ID3:
Comment:

Elem	Ag3280	Al3092	As1890	B_2089	Ba4554	Be3130	Bi2230	Ca3179	Cd2288	Co2286	Cr2055	Cu3247	Fe2714
Units	ppm	ppm	ppm	ppm	ppm	ppm	ppm	ppm	ppm	ppm	ppm	ppm	ppm
Avg	**.00201**	**48.079**	**.00079**	**.00472**	**.00047**	**-.00012**	**1.0300**	**-.04861**	**-.00067**	**.00372**	**-.00055**	**.00802**	**47.867**
Stddev	.00062	.050	.00389	.00024	.00007	.00003	.0074	.01210	.00005	.00023	.00006	.00012	.171
%RSD	30.908	.10406	490.04	5.0891	15.219	24.188	.71615	24.890	7.2982	6.2771	10.789	1.4676	.35708
#1	.00157	48.044	-.00196	.00455	.00042	-.00010	1.0352	-.05717	-.00070	.00356	-.00050	.00810	47.988
#2	.00245	48.115	.00355	.00489	.00052	-.00014	1.0247	-.04006	-.00063	.00389	-.00059	.00793	47.746
Check ?	None	Chk Pass	None	None	None	None	Chk Pass	None	None	None	None	None	Chk Pass
Value													
Range													

Elem	K_7664	Li6707	Mg2790	Mn2576	Mo2020	Na8183	Ni2316	P_1782	Pb2203	S_1820	Sb2068	Se1960	Si2881
Units	ppm	ppm	ppm	ppm	ppm	ppm	ppm	ppm	ppm	ppm	ppm	ppm	ppm
Avg	**.00642**	**-.00039**	**.16166**	**-.00063**	**-.00145**	**261.38**	**-.00067**	**.00474**	**-.00029**	**4.9370**	**.00140**	**.01194**	**-.00575**
Stddev	.01938	.00048	.00048	.00001	.00015	.21	.00010	.00495	.00136	.0191	.00115	.00385	.01745
%RSD	302.09	122.36	.29971	.86973	10.463	.08047	15.602	104.40	471.93	.38665	82.132	32.251	303.43
#1	.02012	-.00073	.16132	-.00063	-.00156	261.53	-.00059	.00124	-.00125	4.9505	.00221	.01467	-.01809
#2	-.00729	-.00005	.16200	-.00063	-.00135	261.23	-.00074	.00825	.00067	4.9235	.00059	.00922	.00659
Check ?	None	None	None	None	None	Chk Pass	None	None	None	Chk Pass	None	None	None
Value													
Range													

Elem	Sn1899	Sr4077	Th2837	Ti3349	Tl1908	U_3701	V_2924	Zn2062	Zr3391
Units	ppm	ppm	ppm	ppm	ppm	ppm	ppm	ppm	ppm
Avg	**-.00101**	**.00039**	**4.9905**	**.02285**	**-.00031**	**10.337**	**-.01551**	**-.00256**	**-.00322**
Stddev	.00145	.00010	.0080	.00061	.00152	.020	.00099	.00094	.00055
%RSD	143.21	24.941	.16069	2.6684	494.04	.18870	6.3921	36.596	17.021
#1	.00001	.00033	4.9961	.02328	.00077	10.351	-.01621	-.00190	-.00283
#2	-.00204	.00046	4.9848	.02241	-.00139	10.323	-.01480	-.00322	-.00361
Check ?	None	None	Chk Pass	None	None	Chk Pass	None	None	None
Value									
Range									

Int. Std.	Y_2243	Y_3600	Y_3774
Units	Cts/S	Cts/S	Cts/S
Avg	**1472.9**	**29842.**	**5582.3**
Stddev	2.0	6.	3.2
%RSD	.13861	.01991	.05708
#1	1471.5	29838.	5584.5
#2	1474.4	29846.	5580.0

Sample Name: ccv-3900195 Acquired: 5/24/2016 4:37:02 Type: QC
Method: 6500_026(v10) Mode: CONC Corr. Factor: 1.000000
User: kellyca Custom ID1: Custom ID2: Custom ID3:
Comment:

Elem	Ag3280	Al1670	As1890	B_2089	Ba4554	Be3130	Bi2230	Ca3179	Cd2288	Co2286	Cr2055	Cu3247	Fe2599	K_7664
Units	ppm	ppm	ppm	ppm	ppm	ppm	ppm	ppm	ppm	ppm	ppm	ppm	ppm	ppm
Avg	**.50485**	**.51755**	**1.0118**	**.53389**	**.49398**	**.49314**	**.00403**	**4.8561**	**.50488**	**.50258**	**.49101**	**.50795**	**2.3888**	**52.106**
Stddev	.00731	.00452	.0018	.00076	.00023	.00049	.00017	.0263	.00014	.00069	.00103	.00815	.0009	.009
%RSD	1.4487	.87298	.17325	.14188	.04609	.09937	4.3184	.54225	.02782	.13755	.21073	1.6048	.03946	.01668
#1	.49968	.52074	1.0130	.53336	.49414	.49279	.00391	4.8747	.50498	.50307	.49174	.50219	2.3882	52.100
#2	.51002	.51435	1.0105	.53443	.49382	.49348	.00416	4.8375	.50478	.50209	.49027	.51371	2.3895	52.112
Check ?	Chk Pass	Chk Pass	Chk Pass	Chk Pass	Chk Pass	Chk Pass	None	Chk Pass	Chk Pass	Chk Pass	Chk Pass	Chk Pass	Chk Pass	Chk Pass
Value														
Range														

Elem	Li6707	Mg2790	Mn2576	Mo2020	Na5895	Ni2316	P_1782	Pb2203	S_1820	Sb2068	Se1960	Si2881	Sn1899	Sr4077
Units	ppm	ppm	ppm	ppm	ppm	ppm	ppm	ppm	ppm	ppm	ppm	ppm	ppm	ppm
Avg	**1.0692**	**20.379**	**.49806**	**.49061**	**5.2716**	**.50007**	**1.0131**	**1.0345**	**.00539**	**.99428**	**1.0381**	**4.8007**	**.99011**	**.49122**
Stddev	.0018	.339	.00699	.00113	.0062	.00025	.0007	.0029	.00406	.00089	.0010	.0244	.00297	.00017
%RSD	.17177	1.6647	1.4042	.22932	.11705	.04961	.07328	.28178	75.265	.08955	.09698	.50913	.30028	.03399
#1	1.0679	20.139	.49311	.49141	5.2760	.49990	1.0126	1.0365	.00252	.99491	1.0374	4.8179	.99222	.49134
#2	1.0705	20.618	.50300	.48982	5.2673	.50025	1.0137	1.0324	.00826	.99365	1.0388	4.7834	.98801	.49111
Check ?	Chk Pass	Chk Pass	Chk Pass	Chk Pass	Chk Pass	Chk Pass	Chk Pass	Chk Pass	None	Chk Pass	Chk Pass	Chk Pass	Chk Pass	Chk Pass
Value														
Range														

Elem	Th2837	Ti3349	Tl1908	U_3701	V_2924	Zn2062	Zr3391
Units	ppm	ppm	ppm	ppm	ppm	ppm	ppm
Avg	**.00619**	**.48733**	**1.0366**	**.02521**	**.48727**	**.49734**	**.48648**
Stddev	.00125	.00570	.0058	.00045	.00752	.00219	.00278
%RSD	20.213	1.1697	.55602	1.7832	1.5430	.43974	.57156
#1	.00531	.48330	1.0325	.02552	.48196	.49580	.48451
#2	.00708	.49136	1.0406	.02489	.49259	.49889	.48844
Check ?	None	Chk Pass	Chk Pass	None	Chk Pass	Chk Pass	Chk Pass
Value							
Range							

Int. Std.	Y_2243	Y_3600	Y_3774
Units	Cts/S	Cts/S	Cts/S
Avg	**1537.6**	**30846.**	**5631.6**
Stddev	.3	333.	20.7
%RSD	.01664	1.0798	.36687
#1	1537.4	31081.	5617.0
#2	1537.7	30610.	5646.2

Sample Name: ccb Acquired: 5/24/2016 4:39:35 Type: QC
Method: 6500_026(v10) Mode: CONC Corr. Factor: 1.000000
User: kellyca Custom ID1: Custom ID2: Custom ID3:
Comment:

Elem	Ag3280	Al1670	As1890	B_2089	Ba4554	Be3130	Bi2230	Ca3179	Cd2288	Co2286	Cr2055	Cu3247
Units	ppm	ppm	ppm	ppm	ppm	ppm	ppm	ppm	ppm	ppm	ppm	ppm
Avg	**.00054**	**.00223**	**.00124**	F **.00363**	**.00036**	**.00013**	**.00441**	**.00008**	**.00006**	**-.00018**	**-.00004**	**.00055**
Stddev	.00021	.00022	.00100	.00006	.00014	.00004	.00168	.00004	.00009	.00035	.00013	.00001
%RSD	39.534	10.048	80.803	1.6551	39.105	29.849	38.203	50.168	153.86	192.16	356.28	1.7922
#1	.00039	.00238	.00053	.00359	.00026	.00010	.00560	.00005	-.00001	.00007	.00006	.00056
#2	.00069	.00207	.00195	.00367	.00046	.00016	.00322	.00011	.00012	-.00044	-.00013	.00054
Check ?	Chk Pass	Chk Pass	Chk Pass	Chk Fail	Chk Pass	Chk Pass	None	Chk Pass	Chk Pass	Chk Pass	Chk Pass	Chk Pass
High Limit				.00312								
Low Limit				-.00312								

Elem	Fe2599	K_7664	Li6707	Mg2790	Mn2576	Mo2020	Na5895	Ni2316	P_1782	Pb2203	S_1820	Sb2068
Units	ppm	ppm	ppm	ppm	ppm	ppm	ppm	ppm	ppm	ppm	ppm	ppm
Avg	**.00770**	**.07332**	**-.00138**	**.00968**	**.00022**	**.00036**	**.02596**	**.00017**	**.00085**	**.00221**	**.00112**	W **.00533**
Stddev	.00109	.02363	.00091	.00061	.00008	.00029	.00060	.00001	.00057	.00358	.00257	.00172
%RSD	14.194	32.223	66.258	6.3319	38.754	81.421	2.3274	5.1004	67.019	161.83	230.06	32.295
#1	.00693	.05661	-.00202	.00924	.00028	.00056	.02553	.00016	.00044	.00474	-.00070	.00411
#2	.00848	.09003	-.00073	.01011	.00016	.00015	.02639	.00017	.00125	-.00032	.00294	.00654
Check ?	Chk Pass	Chk Pass	Chk Pass	Chk Pass	Chk Pass	Chk Pass	Chk Pass	Chk Pass	Chk Pass	Chk Pass	None	Chk Warn
High Limit												.00314
Low Limit												-.00314

Elem	Se1960	Si2881	Sn1899	Sr4077	Th2837	Ti3349	Tl1908	U_3701	V_2924	Zn2062	Zr3391
Units	ppm	ppm	ppm	ppm	ppm	ppm	ppm	ppm	ppm	ppm	ppm
Avg	F **.00998**	**.00845**	**-.00065**	**.00006**	**.00193**	**.00036**	**-.00070**	**.00405**	**.00023**	**-.00020**	**.00061**
Stddev	.00521	.02076	.00003	.00001	.00050	.00024	.00002	.01391	.00053	.00061	.00063
%RSD	52.185	245.72	4.9428	22.139	26.042	66.876	3.3428	343.24	236.29	299.81	103.13
#1	.00630	.02313	-.00062	.00006	.00158	.00019	-.00069	.01388	-.00015	.00023	.00105
#2	.01366	-.00623	-.00067	.00005	.00229	.00053	-.00072	-.00578	.00060	-.00063	.00016
Check ?	Chk Fail	Chk Pass	Chk Pass	Chk Pass	Chk Pass	Chk Pass	Chk Pass	Chk Pass	Chk Pass	Chk Pass	Chk Pass
High Limit	.00972										
Low Limit	-.00972										

Int. Std.	Y_2243	Y_3600	Y_3774
Units	Cts/S	Cts/S	Cts/S
Avg	**1545.9**	**31744.**	**5594.4**
Stddev	11.5	54.	40.1
%RSD	.74579	.17125	.71767
#1	1554.0	31705.	5566.0
#2	1537.7	31782.	5622.8

Sample Name: ccvl-3907489 Acquired: 5/24/2016 4:42:18 Type: QC
Method: 6500_026(v10) Mode: CONC Corr. Factor: 1.000000
User: kellyca Custom ID1: Custom ID2: Custom ID3:
Comment:

Elem	Ag3280	Al1670	As1890	B_2089	Ba4554	Be3130	Bi2230	Ca3179	Cd2288	Co2286	Cr2055	Cu3247
Units	ppm	ppm	ppm	ppm	ppm	ppm	ppm	ppm	ppm	ppm	ppm	ppm
Avg	**.00927**	**.10386**	**.01361**	**.10201**	**.01048**	**.00106**	**.11340**	**.23737**	**.00489**	**.00960**	**.00987**	**.01539**
Stddev	.00014	.00027	.00143	.00050	.00032	.00005	.00030	.01191	.00021	.00007	.00004	.00018
%RSD	1.4606	.25635	10.536	.49484	3.0144	4.3530	.26603	5.0185	4.1924	.76788	.41802	1.2015
#1	.00937	.10367	.01260	.10166	.01070	.00102	.11319	.24580	.00504	.00955	.00989	.01552
#2	.00918	.10405	.01463	.10237	.01026	.00109	.11361	.22895	.00475	.00966	.00984	.01526
Check ?	Chk Pass	Chk Pass	Chk Pass	Chk Pass	Chk Pass	Chk Pass	Chk Pass	Chk Pass	Chk Pass	Chk Pass	Chk Pass	Chk Pass
Value												
Range												

Elem	Fe2599	K_7664	Li6707	Mg2790	Mn2576	Mo2020	Na5895	Ni2316	P_1782	Pb2203	S_1820	Sb2068
Units	ppm	ppm	ppm	ppm	ppm	ppm	ppm	ppm	ppm	ppm	ppm	ppm
Avg	F **.13785**	**3.2325**	**.00985**	**.20436**	**.00997**	**.01981**	F **1.3696**	**.04153**	**2.8540**	**.00998**	**.00365**	**.02335**
Stddev	.00853	.1242	.00010	.00107	.00013	.00031	.0622	.00014	.0040	.00200	.00245	.00148
%RSD	6.1862	3.8431	1.0048	.52574	1.2593	1.5577	4.5402	.33836	.14054	20.028	66.936	6.3370
#1	.14388	3.3204	.00992	.20512	.01006	.02003	1.4136	.04143	2.8568	.00857	.00192	.02231
#2	.13182	3.1447	.00978	.20360	.00988	.01959	1.3256	.04163	2.8511	.01139	.00538	.02440
Check ?	Chk Fail	Chk Pass	Chk Pass	Chk Pass	Chk Pass	Chk Pass	Chk Fail	Chk Pass	Chk Pass	Chk Pass	None	Chk Pass
Value	.10000						1.0000					
Range	30.000%						30.000%					

Elem	Se1960	Si2881	Sn1899	Sr4077	Th2837	Ti3349	Tl1908	U_3701	V_2924	Zn2062	Zr3391
Units	ppm	ppm	ppm	ppm	ppm	ppm	ppm	ppm	ppm	ppm	ppm
Avg	F **.02427**	**.49500**	**.09885**	**.01014**	**.01704**	**.00959**	**.01660**	**.06630**	**.00988**	**.02302**	**.01556**
Stddev	.00305	.02802	.00012	.00041	.00043	.00021	.00155	.01119	.00011	.00063	.00002
%RSD	12.561	5.6602	.11778	4.0077	2.5133	2.1720	9.3125	16.878	1.0674	2.7368	.11213
#1	.02643	.51482	.09893	.01043	.01734	.00974	.01551	.05839	.00980	.02257	.01555
#2	.02212	.47519	.09877	.00985	.01674	.00944	.01769	.07421	.00995	.02347	.01558
Check ?	Chk Fail	Chk Pass	Chk Pass	Chk Pass	Chk Pass	Chk Pass	Chk Pass	Chk Pass	Chk Pass	Chk Pass	Chk Pass
Value	.01500										
Range	30.000%										

Int. Std.	Y_2243	Y_3600	Y_3774
Units	Cts/S	Cts/S	Cts/S
Avg	**1537.5**	**31798.**	**5419.2**
Stddev	1.5	368.	230.8
%RSD	.09973	1.1562	4.2596
#1	1536.4	31538.	5256.0
#2	1538.6	32058.	5582.4

Sample Name: 280-83230-E-6-B Acquired: 5/24/2016 4:45:02 Type: Unk
Method: 6500_026(v10) Mode: CONC Corr. Factor: 1.000000
User: kellyca Custom ID1: Custom ID2: Custom ID3:
Comment: 326191 6010B

Elem	Ag3280	Al1670	As1890	B_2089	Ba4554	Be3130	Bi2230	Ca3179	Cd2288
Line	328.068 {103}	167.079 {502}	189.042 {478}	208.959 {461}	455.403 { 74}	313.042 {108}	223.061 {451}	317.933 {106}	228.802 {447}
Units	ppm	ppm	ppm	ppm	ppm	ppm	ppm	ppm	ppm
Avg	**.00010**	**.00191**	**-.00421**	**.01171**	**.00277**	**-.00001**	**.00032**	**15.034**	**.00024**
Stddev	.00056	.00094	.00271	.00020	.00015	.00003	.00018	.029	.00017
%RSD	562.62	49.399	64.359	1.6822	5.5296	253.20	55.128	.19435	73.588
#1	.00050	.00258	-.00229	.01157	.00267	-.00003	.00044	15.055	.00011
#2	-.00030	.00124	-.00612	.01185	.00288	.00001	.00019	15.014	.00036
Check ?	Chk Pass	Chk Pass	Chk Pass	Chk Pass	Chk Pass	Chk Pass	Chk Pass	Chk Pass	Chk Pass
High Limit									
Low Limit									

Elem	Co2286	Cr2055	Cu3247	Fe2599	K_7664	Li6707	Mg2790	Mn2576	Mo2020
Line	228.616 {447}	205.560 {464}	324.754 {104}	259.940 {130}	766.490 { 44}	670.784 { 50}	279.079 {121}2	257.610 {131}	202.030 {467}
Units	ppm	ppm	ppm	ppm	ppm	ppm	ppm	ppm	ppm
Avg	**-.00063**	**.00180**	**.00081**	**.00352**	**.57866**	**.00010**	**9.4896**	**.00011**	**-.00010**
Stddev	.00031	.00006	.00027	.00168	.01132	.00132	.0334	.00003	.00019
%RSD	48.855	3.1036	32.693	47.615	1.9564	1341.4	.35232	26.831	198.97
#1	-.00084	.00184	.00062	.00471	.58666	.00104	9.5133	.00009	-.00023
#2	-.00041	.00177	.00100	.00234	.57065	-.00084	9.4660	.00013	.00004
Check ?	Chk Pass	Chk Pass	Chk Pass	Chk Pass	Chk Pass	Chk Pass	Chk Pass	Chk Pass	Chk Pass
High Limit									
Low Limit									

Elem	Na5895	Ni2316	P_1782	Pb2203	S_1820	Sb2068	Se1960	Si2881	Sn1899
Line	589.592 { 57}	231.604 {446}	178.284 {489}	220.353 {453}	182.034 {485}	206.833 {463}	196.090 {472}	288.158 {117}	189.989 {477}
Units	ppm	ppm	ppm	ppm	ppm	ppm	ppm	ppm	ppm
Avg	**5.4583**	**.00060**	**.02093**	**-.00170**	**.70892**	**.00314**	**.01237**	**11.759**	**.00007**
Stddev	.0107	.00015	.00105	.00034	.00592	.00054	.00167	.026	.00197
%RSD	.19629	25.509	5.0153	19.912	.83477	17.097	13.516	.22092	2945.9
#1	5.4507	.00049	.02167	-.00146	.71311	.00276	.01119	11.777	-.00132
#2	5.4658	.00071	.02019	-.00194	.70474	.00352	.01355	11.740	.00146
Check ?	Chk Pass	Chk Pass	Chk Pass	Chk Pass	Chk Pass	Chk Pass	Chk Pass	Chk Pass	Chk Pass
High Limit									
Low Limit									

Elem	Sr4077	Th2837	Ti3349	Tl1908	U_3701	V_2924	Zn2062	Zr3391
Line	407.771 { 83}	283.730 {119}	334.904 {101}	190.856 {477}	370.152 { 91}	292.402 {115}	206.200 {163}	339.198 { 99}
Units	ppm	ppm	ppm	ppm	ppm	ppm	ppm	ppm
Avg	**.08386**	**.00146**	**-.00004**	**.00163**	**.01137**	**.00409**	**-.00021**	**.00073**
Stddev	.00028	.00091	.00020	.00144	.04543	.00049	.00053	.00018
%RSD	.32852	62.473	474.47	88.434	399.56	12.080	256.94	24.358
#1	.08367	.00210	.00010	.00264	-.02075	.00374	.00017	.00086
#2	.08406	.00081	-.00018	.00061	.04350	.00444	-.00059	.00060
Check ?	Chk Pass	Chk Pass	Chk Pass	Chk Pass	Chk Pass	Chk Pass	Chk Pass	Chk Pass
High Limit								
Low Limit								

Int. Std.	Y_2243	Y_3600	Y_3774
Line	224.306 {450}	360.073 { 94}	377.433 { 89}
Units	Cts/S	Cts/S	Cts/S
Avg	**1531.0**	**31286.**	**5644.4**
Stddev	3.9	53.	6.8
%RSD	.25393	.16842	.12004
#1	1528.3	31249.	5639.6
#2	1533.8	31324.	5649.2

Sample Name: 280-83230-E-7-B Acquired: 5/24/2016 4:47:43 Type: Unk
Method: 6500_026(v10) Mode: CONC Corr. Factor: 1.000000
User: kellyca Custom ID1: Custom ID2: Custom ID3:
Comment: 326191 6010B

Elem	Ag3280	Al1670	As1890	B_2089	Ba4554	Be3130	Bi2230	Ca3179	Cd2288
Line	328.068 {103}	167.079 {502}	189.042 {478}	208.959 {461}	455.403 { 74}	313.042 {108}	223.061 {451}	317.933 {106}	228.802 {447}
Units	ppm	ppm	ppm	ppm	ppm	ppm	ppm	ppm	ppm
Avg	**.00011**	**.00134**	**.00013**	**.00762**	**.00344**	**.00004**	**.00306**	**15.826**	**-.00008**
Stddev	.00021	.00091	.00120	.00046	.00007	.00006	.00244	.145	.00025
%RSD	196.69	67.591	890.04	6.0716	2.1091	135.83	79.627	.91899	328.39
#1	.00025	.00198	.00098	.00729	.00339	.00009	.00478	15.723	-.00026
#2	-.00004	.00070	-.00071	.00795	.00349	.00000	.00134	15.929	.00010
Check ?	Chk Pass	Chk Pass	Chk Pass	Chk Pass	Chk Pass	Chk Pass	Chk Pass	Chk Pass	Chk Pass
High Limit									
Low Limit									

Elem	Co2286	Cr2055	Cu3247	Fe2599	K_7664	Li6707	Mg2790	Mn2576	Mo2020
Line	228.616 {447}	205.560 {464}	324.754 {104}	259.940 {130}	766.490 { 44}	670.784 { 50}	279.079 {121}2	257.610 {131}	202.030 {467}
Units	ppm	ppm	ppm	ppm	ppm	ppm	ppm	ppm	ppm
Avg	**-.00032**	**.00277**	**.00048**	**.03895**	**.57855**	**-.00009**	**8.6391**	**.00017**	**-.00011**
Stddev	.00018	.00028	.00023	.00089	.01463	.00080	.0004	.00000	.00034
%RSD	55.069	9.9990	47.578	2.2739	2.5296	894.78	.00454	.33809	298.91
#1	-.00045	.00257	.00064	.03832	.56820	.00048	8.6389	.00017	.00012
#2	-.00020	.00296	.00032	.03958	.58890	-.00066	8.6394	.00018	-.00035
Check ?	Chk Pass	Chk Pass	Chk Pass	Chk Pass	Chk Pass	Chk Pass	Chk Pass	Chk Pass	Chk Pass
High Limit									
Low Limit									

Elem	Na5895	Ni2316	P_1782	Pb2203	S_1820	Sb2068	Se1960	Si2881	Sn1899
Line	589.592 { 57}	231.604 {446}	178.284 {489}	220.353 {453}	182.034 {485}	206.833 {463}	196.090 {472}	288.158 {117}	189.989 {477}
Units	ppm	ppm	ppm	ppm	ppm	ppm	ppm	ppm	ppm
Avg	**5.2211**	**.00077**	**.02609**	**-.00029**	**1.1343**	**-.00061**	**.00750**	**10.875**	**-.00061**
Stddev	.0603	.00000	.00062	.00103	.0025	.00104	.00175	.096	.00253
%RSD	1.1543	.23854	2.3639	358.57	.22308	171.36	23.396	.88139	412.83
#1	5.1785	.00076	.02565	.00044	1.1326	.00013	.00626	10.807	-.00240
#2	5.2637	.00077	.02652	-.00101	1.1361	-.00134	.00874	10.942	.00118
Check ?	Chk Pass	Chk Pass	Chk Pass	Chk Pass	Chk Pass	Chk Pass	Chk Pass	Chk Pass	Chk Pass
High Limit									
Low Limit									

Elem	Sr4077	Th2837	Ti3349	Tl1908	U_3701	V_2924	Zn2062	Zr3391
Line	407.771 { 83}	283.730 {119}	334.904 {101}	190.856 {477}	370.152 { 91}	292.402 {115}	206.200 {163}	339.198 { 99}
Units	ppm	ppm	ppm	ppm	ppm	ppm	ppm	ppm
Avg	**.08111**	**.00105**	**-.00013**	**.00051**	**.00023**	**.00569**	**.00075**	**-.00003**
Stddev	.00089	.00039	.00047	.00090	.00279	.00042	.00092	.00049
%RSD	1.1001	37.005	362.91	176.50	1192.7	7.4429	121.99	1805.6
#1	.08048	.00133	-.00046	-.00013	-.00174	.00539	.00010	.00032
#2	.08174	.00078	.00020	.00115	.00221	.00599	.00140	-.00038
Check ?	Chk Pass	Chk Pass	Chk Pass	Chk Pass	Chk Pass	Chk Pass	Chk Pass	Chk Pass
High Limit								
Low Limit								

Int. Std.	Y_2243	Y_3600	Y_3774
Line	224.306 {450}	360.073 { 94}	377.433 { 89}
Units	Cts/S	Cts/S	Cts/S
Avg	**1539.2**	**31610.**	**5695.4**
Stddev	3.4	44.	39.8
%RSD	.22266	.14049	.69864
#1	1541.7	31579.	5723.5
#2	1536.8	31642.	5667.3

Sample Name: 280-83230-E-8-B Acquired: 5/24/2016 4:50:25 Type: Unk
Method: 6500_026(v10) Mode: CONC Corr. Factor: 1.000000
User: kellyca Custom ID1: Custom ID2: Custom ID3:
Comment: 326191 6010B

Elem	Ag3280	Al1670	As1890	B_2089	Ba4554	Be3130	Bi2230	Ca3179	Cd2288
Line	328.068 {103}	167.079 {502}	189.042 {478}	208.959 {461}	455.403 { 74}	313.042 {108}	223.061 {451}	317.933 {106}	228.802 {447}
Units	ppm	ppm	ppm	ppm	ppm	ppm	ppm	ppm	ppm
Avg	**-.00011**	**.00193**	**-.00380**	**.00660**	**.00315**	**-.00003**	**-.00149**	**8.4394**	**.00019**
Stddev	.00014	.00025	.00031	.00132	.00016	.00001	.00025	.0240	.00026
%RSD	133.99	13.029	8.2251	19.995	5.0784	22.351	16.587	.28468	134.46
#1	-.00021	.00211	-.00402	.00567	.00303	-.00002	-.00167	8.4225	.00037
#2	-.00001	.00176	-.00357	.00754	.00326	-.00003	-.00132	8.4564	.00001
Check ?	Chk Pass	Chk Pass	Chk Pass	Chk Pass	Chk Pass	Chk Pass	Chk Pass	Chk Pass	Chk Pass
High Limit									
Low Limit									

Elem	Co2286	Cr2055	Cu3247	Fe2599	K_7664	Li6707	Mg2790	Mn2576	Mo2020
Line	228.616 {447}	205.560 {464}	324.754 {104}	259.940 {130}	766.490 { 44}	670.784 { 50}	279.079 {121}2	257.610 {131}	202.030 {467}
Units	ppm	ppm	ppm	ppm	ppm	ppm	ppm	ppm	ppm
Avg	**-.00070**	**.00736**	**.00158**	**.04900**	**.63360**	**.00198**	**4.9598**	**.00063**	**-.00011**
Stddev	.00039	.00015	.00005	.00057	.02551	.00027	.0019	.00002	.00016
%RSD	55.274	2.1012	3.2240	1.1539	4.0269	13.583	.03938	3.8515	148.69
#1	-.00098	.00747	.00161	.04940	.61556	.00217	4.9611	.00064	-.00022
#2	-.00043	.00725	.00154	.04860	.65164	.00179	4.9584	.00061	.00001
Check ?	Chk Pass	Chk Pass	Chk Pass	Chk Pass	Chk Pass	Chk Pass	Chk Pass	Chk Pass	Chk Pass
High Limit									
Low Limit									

Elem	Na5895	Ni2316	P_1782	Pb2203	S_1820	Sb2068	Se1960	Si2881	Sn1899
Line	589.592 { 57}	231.604 {446}	178.284 {489}	220.353 {453}	182.034 {485}	206.833 {463}	196.090 {472}	288.158 {117}	189.989 {477}
Units	ppm	ppm	ppm	ppm	ppm	ppm	ppm	ppm	ppm
Avg	**4.8072**	**.00212**	**.03140**	**.00083**	**.84400**	**.00205**	**.00732**	**15.699**	**-.00033**
Stddev	.0260	.00024	.00254	.00025	.00346	.00168	.00281	.065	.00186
%RSD	.54141	11.252	8.0858	29.777	.41008	81.666	38.466	.41583	559.22
#1	4.7888	.00195	.02960	.00066	.84155	.00087	.00533	15.653	.00098
#2	4.8256	.00229	.03319	.00101	.84645	.00324	.00931	15.745	-.00165
Check ?	Chk Pass	Chk Pass	Chk Pass	Chk Pass	Chk Pass	Chk Pass	Chk Pass	Chk Pass	Chk Pass
High Limit									
Low Limit									

Elem	Sr4077	Th2837	Ti3349	Tl1908	U_3701	V_2924	Zn2062	Zr3391
Line	407.771 { 83}	283.730 {119}	334.904 {101}	190.856 {477}	370.152 { 91}	292.402 {115}	206.200 {163}	339.198 { 99}
Units	ppm	ppm	ppm	ppm	ppm	ppm	ppm	ppm
Avg	**.07436**	**.00108**	**-.00020**	**.00067**	**.01638**	**.00364**	**.00052**	**.00216**
Stddev	.00029	.00005	.00029	.00100	.00615	.00035	.00020	.00128
%RSD	.38701	4.4054	148.95	149.18	37.531	9.6916	38.130	59.300
#1	.07416	.00104	.00001	-.00004	.02073	.00339	.00066	.00125
#2	.07457	.00111	-.00040	.00138	.01203	.00389	.00038	.00306
Check ?	Chk Pass	Chk Pass	Chk Pass	Chk Pass	Chk Pass	Chk Pass	Chk Pass	Chk Pass
High Limit								
Low Limit								

Int. Std.	Y_2243	Y_3600	Y_3774
Line	224.306 {450}	360.073 { 94}	377.433 { 89}
Units	Cts/S	Cts/S	Cts/S
Avg	**1542.7**	**31575.**	**5718.9**
Stddev	2.1	69.	21.4
%RSD	.13762	.21763	.37430
#1	1541.2	31624.	5734.1
#2	1544.2	31527.	5703.8

Sample Name: 280-83230-E-9-B Acquired: 5/24/2016 4:53:06 Type: Unk
Method: 6500_026(v10) Mode: CONC Corr. Factor: 1.000000
User: kellyca Custom ID1: Custom ID2: Custom ID3:
Comment: 326191 6010B

Elem	Ag3280	Al1670	As1890	B_2089	Ba4554	Be3130	Bi2230	Ca3179	Cd2288
Line	328.068 {103}	167.079 {502}	189.042 {478}	208.959 {461}	455.403 { 74}	313.042 {108}	223.061 {451}	317.933 {106}	228.802 {447}
Units	ppm	ppm	ppm	ppm	ppm	ppm	ppm	ppm	ppm
Avg	**.00015**	**.01843**	**-.00314**	**.00444**	**.01298**	**.00007**	**.00322**	**11.656**	**.00038**
Stddev	.00013	.00047	.00486	.00046	.00013	.00006	.00038	.005	.00027
%RSD	91.014	2.5555	154.70	10.456	1.0159	78.023	11.940	.04049	70.977
#1	.00005	.01810	.00029	.00411	.01289	.00003	.00349	11.653	.00019
#2	.00024	.01877	-.00658	.00477	.01308	.00011	.00295	11.659	.00057
Check ?	Chk Pass	Chk Pass	Chk Pass	Chk Pass	Chk Pass	Chk Pass	Chk Pass	Chk Pass	Chk Pass
High Limit									
Low Limit									

Elem	Co2286	Cr2055	Cu3247	Fe2599	K_7664	Li6707	Mg2790	Mn2576	Mo2020
Line	228.616 {447}	205.560 {464}	324.754 {104}	259.940 {130}	766.490 { 44}	670.784 { 50}	279.079 {121}2	257.610 {131}	202.030 {467}
Units	ppm	ppm	ppm	ppm	ppm	ppm	ppm	ppm	ppm
Avg	**.00705**	**.00058**	**.00147**	**34.650**	**.23044**	**-.00045**	**7.6777**	**.44365**	**-.00058**
Stddev	.00025	.00015	.00048	.084	.01700	.00009	.0350	.00121	.00029
%RSD	3.5273	25.744	32.747	.24237	7.3783	20.921	.45583	.27283	49.862
#1	.00687	.00068	.00113	34.709	.21841	-.00051	7.6530	.44280	-.00079
#2	.00722	.00047	.00181	34.591	.24246	-.00038	7.7025	.44451	-.00038
Check ?	Chk Pass	Chk Pass	Chk Pass	Chk Pass	Chk Pass	Chk Pass	Chk Pass	Chk Pass	Chk Pass
High Limit									
Low Limit									

Elem	Na5895	Ni2316	P_1782	Pb2203	S_1820	Sb2068	Se1960	Si2881	Sn1899
Line	589.592 { 57}	231.604 {446}	178.284 {489}	220.353 {453}	182.034 {485}	206.833 {463}	196.090 {472}	288.158 {117}	189.989 {477}
Units	ppm	ppm	ppm	ppm	ppm	ppm	ppm	ppm	ppm
Avg	**8.5533**	**.00318**	**.04190**	**-.00146**	**.10835**	**.00160**	**.00699**	**11.942**	**-.00001**
Stddev	.0456	.00051	.00536	.00012	.00114	.00235	.00131	.001	.00076
%RSD	.53364	15.890	12.787	8.2761	1.0536	147.10	18.754	.01113	6164.9
#1	8.5856	.00282	.03811	-.00155	.10755	-.00006	.00792	11.943	-.00055
#2	8.5210	.00354	.04569	-.00138	.10916	.00326	.00607	11.941	.00052
Check ?	Chk Pass	Chk Pass	Chk Pass	Chk Pass	Chk Pass	Chk Pass	Chk Pass	Chk Pass	Chk Pass
High Limit									
Low Limit									

Elem	Sr4077	Th2837	Ti3349	Tl1908	U_3701	V_2924	Zn2062	Zr3391
Line	407.771 { 83}	283.730 {119}	334.904 {101}	190.856 {477}	370.152 { 91}	292.402 {115}	206.200 {163}	339.198 { 99}
Units	ppm	ppm	ppm	ppm	ppm	ppm	ppm	ppm
Avg	**.09462**	**.00154**	**.00041**	**-.00023**	**.00571**	**.00193**	**-.00098**	**-.00002**
Stddev	.00026	.00177	.00026	.00107	.00085	.00105	.00048	.00106
%RSD	.27951	114.61	61.929	468.23	14.898	54.405	48.677	6677.8
#1	.09481	.00029	.00059	.00053	.00631	.00267	-.00132	.00073
#2	.09443	.00280	.00023	-.00099	.00511	.00119	-.00064	-.00077
Check ?	Chk Pass	Chk Pass	Chk Pass	Chk Pass	Chk Pass	Chk Pass	Chk Pass	Chk Pass
High Limit								
Low Limit								

Int. Std.	Y_2243	Y_3600	Y_3774
Line	224.306 {450}	360.073 { 94}	377.433 { 89}
Units	Cts/S	Cts/S	Cts/S
Avg	**1534.5**	**31397.**	**5649.1**
Stddev	1.8	141.	34.5
%RSD	.11615	.44912	.61049
#1	1535.8	31497.	5673.5
#2	1533.2	31298.	5624.7

Sample Name: 280-83230-E-9-Bsd@5 Acquired: 5/24/2016 4:55:46 Type: Unk
Method: 6500_026(v10) Mode: CONC Corr. Factor: 1.000000
User: kellyca Custom ID1: Custom ID2: Custom ID3:
Comment: 326191 6010B

Elem	Ag3280	Al1670	As1890	B_2089	Ba4554	Be3130	Bi2230	Ca3179	Cd2288
Line	328.068 {103}	167.079 {502}	189.042 {478}	208.959 {461}	455.403 { 74}	313.042 {108}	223.061 {451}	317.933 {106}	228.802 {447}
Units	ppm	ppm	ppm	ppm	ppm	ppm	ppm	ppm	ppm
Avg	**-.00009**	**.00527**	**-.00099**	**.00221**	**.00279**	**-.00000**	**.00119**	**2.3409**	**-.00001**
Stddev	.00020	.00035	.00031	.00017	.00004	.00006	.00138	.0018	.00008
%RSD	212.43	6.6843	31.036	7.6261	1.3091	16546.	115.36	.07568	1538.8
#1	-.00023	.00551	-.00078	.00233	.00281	.00004	.00217	2.3396	-.00006
#2	.00005	.00502	-.00121	.00210	.00276	-.00004	.00022	2.3421	.00005
Check ?	Chk Pass	Chk Pass	Chk Pass	Chk Pass	Chk Pass	Chk Pass	Chk Pass	Chk Pass	Chk Pass
High Limit									
Low Limit									

Elem	Co2286	Cr2055	Cu3247	Fe2599	K_7664	Li6707	Mg2790	Mn2576	Mo2020
Line	228.616 {447}	205.560 {464}	324.754 {104}	259.940 {130}	766.490 { 44}	670.784 { 50}	279.079 {121}2	257.610 {131}	202.030 {467}
Units	ppm	ppm	ppm	ppm	ppm	ppm	ppm	ppm	ppm
Avg	**.00113**	**-.00014**	**.00080**	**7.0652**	**.03943**	**-.00105**	**1.5753**	**.09052**	**-.00015**
Stddev	.00015	.00018	.00002	.0194	.00215	.00022	.0010	.00010	.00017
%RSD	13.287	131.21	2.9005	.27499	5.4537	20.607	.06410	.10519	116.77
#1	.00124	-.00026	.00078	7.0514	.03791	-.00120	1.5760	.09059	-.00003
#2	.00103	-.00001	.00082	7.0789	.04095	-.00090	1.5746	.09045	-.00027
Check ?	Chk Pass	Chk Pass	Chk Pass	Chk Pass	Chk Pass	Chk Pass	Chk Pass	Chk Pass	Chk Pass
High Limit									
Low Limit									

Elem	Na5895	Ni2316	P_1782	Pb2203	S_1820	Sb2068	Se1960	Si2881	Sn1899
Line	589.592 { 57}	231.604 {446}	178.284 {489}	220.353 {453}	182.034 {485}	206.833 {463}	196.090 {472}	288.158 {117}	189.989 {477}
Units	ppm	ppm	ppm	ppm	ppm	ppm	ppm	ppm	ppm
Avg	**1.7234**	**.00030**	**.00646**	**.00135**	**.01917**	**-.00011**	**.00464**	**2.3668**	**-.00100**
Stddev	.0089	.00017	.00065	.00130	.00008	.00087	.00169	.0206	.00093
%RSD	.51488	56.906	9.9953	96.642	.41936	813.33	36.373	.87101	92.362
#1	1.7171	.00018	.00601	.00227	.01923	.00051	.00345	2.3522	-.00035
#2	1.7296	.00042	.00692	.00043	.01911	-.00072	.00583	2.3814	-.00166
Check ?	Chk Pass	Chk Pass	Chk Pass	Chk Pass	Chk Pass	Chk Pass	Chk Pass	Chk Pass	Chk Pass
High Limit									
Low Limit									

Elem	Sr4077	Th2837	Ti3349	Tl1908	U_3701	V_2924	Zn2062	Zr3391
Line	407.771 { 83}	283.730 {119}	334.904 {101}	190.856 {477}	370.152 { 91}	292.402 {115}	206.200 {163}	339.198 { 99}
Units	ppm	ppm	ppm	ppm	ppm	ppm	ppm	ppm
Avg	**.01896**	**.00159**	**.00001**	**.00274**	**.01681**	**.00047**	**.00063**	**.00070**
Stddev	.00005	.00016	.00024	.00198	.00195	.00021	.00022	.00169
%RSD	.26407	9.9899	1636.4	72.418	11.575	45.684	35.207	242.13
#1	.01893	.00170	.00018	.00414	.01543	.00032	.00078	.00190
#2	.01900	.00148	-.00015	.00134	.01818	.00062	.00047	-.00050
Check ?	Chk Pass	Chk Pass	Chk Pass	Chk Pass	Chk Pass	Chk Pass	Chk Pass	Chk Pass
High Limit								
Low Limit								

Int. Std.	Y_2243	Y_3600	Y_3774
Line	224.306 {450}	360.073 { 94}	377.433 { 89}
Units	Cts/S	Cts/S	Cts/S
Avg	**1558.4**	**31849.**	**5690.1**
Stddev	2.8	57.	21.2
%RSD	.18062	.18005	.37329
#1	1556.4	31889.	5705.1
#2	1560.4	31808.	5675.1

Sample Name: 280-83230-E-9-C MS Acquired: 5/24/2016 4:58:29 Type: Unk
Method: 6500_026(v10) Mode: CONC Corr. Factor: 1.000000
User: kellyca Custom ID1: Custom ID2: Custom ID3:
Comment: 326191 6010B

Elem	Ag3280	Al1670	As1890	B_2089	Ba4554	Be3130	Bi2230	Ca3179	Cd2288
Line	328.068 {103}	167.079 {502}	189.042 {478}	208.959 {461}	455.403 { 74}	313.042 {108}	223.061 {451}	317.933 {106}	228.802 {447}
Units	ppm	ppm	ppm	ppm	ppm	ppm	ppm	ppm	ppm
Avg	**.05121**	**1.9193**	**1.0302**	**1.0444**	**2.0094**	**.04909**	**2.1917**	**58.851**	**.10189**
Stddev	.00044	.0014	.0005	.0003	.0018	.00010	.0119	.028	.00014
%RSD	.85890	.07240	.05133	.02709	.09047	.20376	.54460	.04829	.13398
#1	.05090	1.9203	1.0298	1.0442	2.0081	.04902	2.2001	58.830	.10198
#2	.05152	1.9184	1.0306	1.0446	2.0106	.04916	2.1832	58.871	.10179
Check ?	Chk Pass	Chk Pass	Chk Pass	Chk Pass	Chk Pass	Chk Pass	Chk Pass	Chk Pass	Chk Pass
High Limit									
Low Limit									

Elem	Co2286	Cr2055	Cu3247	Fe2599	K_7664	Li6707	Mg2790	Mn2576	Mo2020
Line	228.616 {447}	205.560 {464}	324.754 {104}	259.940 {130}	766.490 { 44}	670.784 { 50}	279.079 {121}2	257.610 {131}	202.030 {467}
Units	ppm	ppm	ppm	ppm	ppm	ppm	ppm	ppm	ppm
Avg	**.49541**	W **.19615**	**.26210**	**35.222**	**54.113**	**1.1042**	**57.397**	**.91087**	**1.0055**
Stddev	.00210	.00113	.00021	.088	.019	.0006	.217	.00447	.0045
%RSD	.42314	.57645	.08016	.24876	.03442	.05250	.37809	.49038	.44221
#1	.49689	.19695	.26225	35.160	54.100	1.1038	57.244	.90771	1.0086
#2	.49393	.19535	.26195	35.284	54.126	1.1046	57.551	.91402	1.0023
Check ?	Chk Pass	Chk Warn	Chk Pass	Chk Pass	Chk Pass	Chk Pass	Chk Pass	Chk Pass	Chk Pass
High Limit		.10000							
Low Limit		-.01000							

Elem	Na8183	Ni2316	P_1782	Pb2203	S_1820	Sb2068	Se1960	Si2881	Sn1899
Line	818.326 { 41}	231.604 {446}	178.284 {489}	220.353 {453}	182.034 {485}	206.833 {463}	196.090 {472}	288.158 {117}	189.989 {477}
Units	ppm	ppm	ppm	ppm	ppm	ppm	ppm	ppm	ppm
Avg	**62.894**	**.49235**	**10.355**	**.49743**	**2.1700**	**.51952**	**2.0786**	**21.407**	**1.9350**
Stddev	.137	.00046	.012	.00056	.0115	.00028	.0136	.028	.0052
%RSD	.21798	.09330	.11644	.11209	.53197	.05310	.65538	.13146	.26806
#1	62.991	.49202	10.364	.49704	2.1618	.51932	2.0883	21.387	1.9387
#2	62.797	.49267	10.347	.49783	2.1782	.51971	2.0690	21.426	1.9314
Check ?	Chk Pass	Chk Pass	Chk Pass	Chk Pass	Chk Pass	Chk Pass	Chk Pass	Chk Pass	Chk Pass
High Limit									
Low Limit									

Elem	Sr4077	Th2837	Ti3349	Tl1908	U_3701	V_2924	Zn2062	Zr3391
Line	407.771 { 83}	283.730 {119}	334.904 {101}	190.856 {477}	370.152 { 91}	292.402 {115}	206.200 {163}	339.198 { 99}
Units	ppm	ppm	ppm	ppm	ppm	ppm	ppm	ppm
Avg	**1.0836**	**1.0123**	**.97205**	**1.9375**	**2.1502**	**.48228**	**.46234**	**.47792**
Stddev	.0003	.0053	.00473	.0052	.0294	.00063	.00660	.00218
%RSD	.03086	.52025	.48708	.27003	1.3658	.13090	1.4275	.45589
#1	1.0833	1.0086	.96871	1.9412	2.1709	.48183	.45767	.47946
#2	1.0838	1.0160	.97540	1.9338	2.1294	.48272	.46701	.47638
Check ?	Chk Pass	Chk Pass	Chk Pass	Chk Pass	Chk Pass	Chk Pass	Chk Pass	Chk Pass
High Limit								
Low Limit								

Int. Std.	Y_2243	Y_3600	Y_3774
Line	224.306 {450}	360.073 { 94}	377.433 { 89}
Units	Cts/S	Cts/S	Cts/S
Avg	**1464.0**	**29905.**	**5618.7**
Stddev	.3	70.	3.3
%RSD	.02131	.23337	.05797
#1	1464.3	29954.	5616.4
#2	1463.8	29856.	5621.0

Sample Name: 280-83230-E-9-D MSD Acquired: 5/24/2016 5:00:59 Type: Unk
Method: 6500_026(v10) Mode: CONC Corr. Factor: 1.000000
User: kellyca Custom ID1: Custom ID2: Custom ID3:
Comment: 326191 6010B

Elem	Ag3280	Al1670	As1890	B_2089	Ba4554	Be3130	Bi2230	Ca3179	Cd2288
Line	328.068 {103}	167.079 {502}	189.042 {478}	208.959 {461}	455.403 { 74}	313.042 {108}	223.061 {451}	317.933 {106}	228.802 {447}
Units	ppm	ppm	ppm	ppm	ppm	ppm	ppm	ppm	ppm
Avg	**.05114**	**1.8970**	**1.0183**	**1.0342**	**1.9992**	**.04902**	**2.1578**	**58.499**	**.09971**
Stddev	.00032	.0003	.0031	.0022	.0049	.00024	.0063	.173	.00018
%RSD	.62223	.01567	.30033	.21202	.24329	.48870	.29004	.29647	.18103
#1	.05137	1.8972	1.0204	1.0358	1.9958	.04919	2.1622	58.376	.09984
#2	.05092	1.8968	1.0161	1.0327	2.0027	.04885	2.1534	58.621	.09958
Check ?	Chk Pass	Chk Pass	Chk Pass	Chk Pass	Chk Pass	Chk Pass	Chk Pass	Chk Pass	Chk Pass
High Limit									
Low Limit									

Elem	Co2286	Cr2055	Cu3247	Fe2599	K_7664	Li6707	Mg2790	Mn2576	Mo2020
Line	228.616 {447}	205.560 {464}	324.754 {104}	259.940 {130}	766.490 { 44}	670.784 { 50}	279.079 {121}2	257.610 {131}	202.030 {467}
Units	ppm	ppm	ppm	ppm	ppm	ppm	ppm	ppm	ppm
Avg	**.48880**	W **.19389**	**.25744**	**34.546**	**54.094**	**1.1011**	**56.624**	**.89473**	**.99657**
Stddev	.00089	.00009	.00011	.056	.007	.0012	.041	.00104	.00266
%RSD	.18158	.04490	.04138	.16090	.01205	.10827	.07243	.11589	.26682
#1	.48943	.19382	.25736	34.507	54.090	1.1019	56.653	.89400	.99845
#2	.48818	.19395	.25751	34.585	54.099	1.1002	56.595	.89547	.99469
Check ?	Chk Pass	Chk Warn	Chk Pass	Chk Pass	Chk Pass	Chk Pass	Chk Pass	Chk Pass	Chk Pass
High Limit		.10000							
Low Limit		-.01000							

Elem	Na8183	Ni2316	P_1782	Pb2203	S_1820	Sb2068	Se1960	Si2881	Sn1899
Line	818.326 { 41}	231.604 {446}	178.284 {489}	220.353 {453}	182.034 {485}	206.833 {463}	196.090 {472}	288.158 {117}	189.989 {477}
Units	ppm	ppm	ppm	ppm	ppm	ppm	ppm	ppm	ppm
Avg	**62.663**	**.48794**	**10.247**	**.49223**	**2.1444**	**.51426**	**2.0592**	**21.180**	**1.9105**
Stddev	.020	.00496	.016	.00309	.0086	.00547	.0046	.005	.0068
%RSD	.03248	1.0158	.16073	.62703	.39914	1.0646	.22598	.02498	.35776
#1	62.677	.49144	10.258	.49004	2.1504	.51814	2.0625	21.177	1.9153
#2	62.649	.48443	10.235	.49441	2.1383	.51039	2.0560	21.184	1.9056
Check ?	Chk Pass	Chk Pass	Chk Pass	Chk Pass	Chk Pass	Chk Pass	Chk Pass	Chk Pass	Chk Pass
High Limit									
Low Limit									

Elem	Sr4077	Th2837	Ti3349	Tl1908	U_3701	V_2924	Zn2062	Zr3391
Line	407.771 { 83}	283.730 {119}	334.904 {101}	190.856 {477}	370.152 { 91}	292.402 {115}	206.200 {163}	339.198 { 99}
Units	ppm	ppm	ppm	ppm	ppm	ppm	ppm	ppm
Avg	**1.0806**	**.99919**	**.96341**	**1.9144**	**2.1414**	**.47561**	**.46347**	**.48016**
Stddev	.0012	.00118	.00088	.0090	.0163	.00170	.00077	.00128
%RSD	.11171	.11777	.09102	.47002	.75909	.35685	.16706	.26661
#1	1.0798	1.0000	.96403	1.9208	2.1299	.47441	.46292	.47926
#2	1.0815	.99836	.96279	1.9081	2.1529	.47681	.46402	.48107
Check ?	Chk Pass	Chk Pass	Chk Pass	Chk Pass	Chk Pass	Chk Pass	Chk Pass	Chk Pass
High Limit								
Low Limit								

Int. Std.	Y_2243	Y_3600	Y_3774
Line	224.306 {450}	360.073 { 94}	377.433 { 89}
Units	Cts/S	Cts/S	Cts/S
Avg	**1470.8**	**29941.**	**5585.6**
Stddev	.6	4.	5.5
%RSD	.03949	.01170	.09896
#1	1470.3	29943.	5581.7
#2	1471.2	29938.	5589.5

Sample Name: 280-83230-E-11-D Acquired: 5/24/2016 5:03:29 Type: Unk
Method: 6500_026(v10) Mode: CONC Corr. Factor: 1.000000
User: kellyca Custom ID1: Custom ID2: Custom ID3:
Comment: 326191 6010B

Elem	Ag3280	Al1670	As1890	B_2089	Ba4554	Be3130	Bi2230	Ca3179	Cd2288
Line	328.068 {103}	167.079 {502}	189.042 {478}	208.959 {461}	455.403 { 74}	313.042 {108}	223.061 {451}	317.933 {106}	228.802 {447}
Units	ppm	ppm	ppm	ppm	ppm	ppm	ppm	ppm	ppm
Avg	**.00011**	**.00752**	**-.00073**	**.01151**	**.00631**	**.00005**	**.00083**	**5.6275**	**.00007**
Stddev	.00031	.00054	.00199	.00098	.00004	.00002	.00025	.0395	.00000
%RSD	291.45	7.2172	272.13	8.5299	.66806	43.415	29.591	.70124	1.1531
#1	.00032	.00714	.00068	.01221	.00628	.00003	.00100	5.5996	.00007
#2	-.00011	.00791	-.00214	.01082	.00634	.00006	.00066	5.6554	.00007
Check ?	Chk Pass	Chk Pass	Chk Pass	Chk Pass	Chk Pass	Chk Pass	Chk Pass	Chk Pass	Chk Pass
High Limit									
Low Limit									

Elem	Co2286	Cr2055	Cu3247	Fe2599	K_7664	Li6707	Mg2790	Mn2576	Mo2020
Line	228.616 {447}	205.560 {464}	324.754 {104}	259.940 {130}	766.490 { 44}	670.784 { 50}	279.079 {121}2	257.610 {131}	202.030 {467}
Units	ppm	ppm	ppm	ppm	ppm	ppm	ppm	ppm	ppm
Avg	**.00207**	**.00023**	**.00176**	**3.3933**	**.33769**	**-.00037**	**3.4059**	**1.1833**	**.00097**
Stddev	.00011	.00025	.00034	.0114	.00681	.00023	.0028	.0031	.00024
%RSD	5.3379	106.78	19.363	.33469	2.0162	61.310	.08248	.26091	24.743
#1	.00199	.00006	.00200	3.3853	.33287	-.00053	3.4039	1.1811	.00080
#2	.00215	.00041	.00152	3.4013	.34250	-.00021	3.4078	1.1855	.00114
Check ?	Chk Pass	Chk Pass	Chk Pass	Chk Pass	Chk Pass	Chk Pass	Chk Pass	Chk Pass	Chk Pass
High Limit									
Low Limit									

Elem	Na5895	Ni2316	P_1782	Pb2203	S_1820	Sb2068	Se1960	Si2881	Sn1899
Line	589.592 { 57}	231.604 {446}	178.284 {489}	220.353 {453}	182.034 {485}	206.833 {463}	196.090 {472}	288.158 {117}	189.989 {477}
Units	ppm	ppm	ppm	ppm	ppm	ppm	ppm	ppm	ppm
Avg	**2.8700**	**.00251**	**.02377**	**-.00088**	**.15683**	**-.00031**	**.01164**	**7.2928**	**-.00000**
Stddev	.0224	.00056	.00030	.00112	.00165	.00125	.00404	.0144	.00003
%RSD	.78197	22.320	1.2478	126.57	1.0513	399.24	34.718	.19758	651.94
#1	2.8541	.00290	.02356	-.00168	.15799	.00057	.00878	7.2826	.00001
#2	2.8859	.00211	.02398	-.00009	.15566	-.00120	.01449	7.3030	-.00002
Check ?	Chk Pass	Chk Pass	Chk Pass	Chk Pass	Chk Pass	Chk Pass	Chk Pass	Chk Pass	Chk Pass
High Limit									
Low Limit									

Elem	Sr4077	Th2837	Ti3349	Tl1908	U_3701	V_2924	Zn2062	Zr3391
Line	407.771 { 83}	283.730 {119}	334.904 {101}	190.856 {477}	370.152 { 91}	292.402 {115}	206.200 {163}	339.198 { 99}
Units	ppm	ppm	ppm	ppm	ppm	ppm	ppm	ppm
Avg	**.05452**	**.00222**	**.00014**	**.00243**	**.02354**	**.00082**	**.00131**	**-.00010**
Stddev	.00050	.00170	.00009	.00161	.01824	.00014	.00175	.00025
%RSD	.91412	76.503	62.754	66.512	77.465	17.318	133.29	263.79
#1	.05417	.00102	.00021	.00128	.03644	.00092	.00008	.00008
#2	.05487	.00343	.00008	.00357	.01065	.00072	.00255	-.00028
Check ?	Chk Pass	Chk Pass	Chk Pass	Chk Pass	Chk Pass	Chk Pass	Chk Pass	Chk Pass
High Limit								
Low Limit								

Int. Std.	Y_2243	Y_3600	Y_3774
Line	224.306 {450}	360.073 { 94}	377.433 { 89}
Units	Cts/S	Cts/S	Cts/S
Avg	**1549.2**	**31727.**	**5726.8**
Stddev	2.5	100.	28.1
%RSD	.15873	.31622	.49044
#1	1551.0	31798.	5746.6
#2	1547.5	31656.	5706.9

Sample Name: ccvh-3900196 Acquired: 5/24/2016 5:06:12 Type: QC
Method: 6500_026(v10) Mode: CONC Corr. Factor: 1.000000
User: kellyca Custom ID1: Custom ID2: Custom ID3:
Comment:

Elem	Ag3280	Al3092	As1890	B_2089	Ba4554	Be3130	Bi2230	Ca3179	Cd2288	Co2286	Cr2055	Cu3247	Fe2714
Units	ppm	ppm	ppm	ppm	ppm	ppm	ppm	ppm	ppm	ppm	ppm	ppm	ppm
Avg	**.00215**	**48.117**	**.00331**	**.00471**	**.00042**	**-.00006**	**1.0336**	**-.06291**	**-.00120**	**.00334**	**-.00030**	**.00869**	**47.699**
Stddev	.00074	.480	.00340	.00028	.00013	.00002	.0081	.00538	.00007	.00026	.00008	.00021	.499
%RSD	34.437	.99811	102.60	5.9312	30.811	27.917	.78391	8.5577	5.6052	7.8624	28.219	2.3689	1.0456
#1	.00162	48.457	.00571	.00490	.00051	-.00005	1.0393	-.05910	-.00115	.00353	-.00024	.00884	48.051
#2	.00267	47.777	.00091	.00451	.00033	-.00008	1.0278	-.06672	-.00125	.00316	-.00036	.00855	47.346
Check ?	None	Chk Pass	None	None	None	None	Chk Pass	None	None	None	None	None	Chk Pass
Value													
Range													

Elem	K_7664	Li6707	Mg2790	Mn2576	Mo2020	Na8183	Ni2316	P_1782	Pb2203	S_1820	Sb2068	Se1960	Si2881
Units	ppm	ppm	ppm	ppm	ppm	ppm	ppm	ppm	ppm	ppm	ppm	ppm	ppm
Avg	**.04220**	**.00013**	**.15732**	**-.00064**	**-.00113**	**261.99**	**-.00035**	**.00452**	**-.00160**	**4.9415**	**.00241**	**.01081**	**.00326**
Stddev	.01600	.00088	.00032	.00008	.00013	3.04	.00024	.00169	.00256	.0031	.00122	.00767	.00738
%RSD	37.906	701.26	.20217	12.494	11.162	1.1592	68.197	37.457	159.74	.06178	50.711	70.890	226.03
#1	.03089	-.00050	.15755	-.00058	-.00121	264.14	-.00051	.00332	-.00341	4.9394	.00327	.00539	.00848
#2	.05351	.00075	.15710	-.00069	-.00104	259.85	-.00018	.00571	.00021	4.9437	.00154	.01624	-.00195
Check ?	None	None	None	None	None	Chk Pass	None	None	None	Chk Pass	None	None	None
Value													
Range													

Elem	Sn1899	Sr4077	Th2837	Ti3349	Tl1908	U_3701	V_2924	Zn2062	Zr3391
Units	ppm	ppm	ppm	ppm	ppm	ppm	ppm	ppm	ppm
Avg	**-.00004**	**.00038**	**4.9873**	**.02251**	**.00043**	**10.318**	**-.01579**	**-.00122**	**-.00131**
Stddev	.00125	.00003	.0053	.00016	.00258	.020	.00082	.00063	.00395
%RSD	3115.4	7.1853	.10681	.72027	595.25	.19436	5.1842	51.911	301.88
#1	-.00092	.00036	4.9835	.02263	-.00139	10.332	-.01636	-.00167	.00148
#2	.00084	.00040	4.9911	.02240	.00226	10.304	-.01521	-.00077	-.00410
Check ?	None	None	Chk Pass	None	None	Chk Pass	None	None	None
Value									
Range									

Int. Std.	Y_2243	Y_3600	Y_3774
Units	Cts/S	Cts/S	Cts/S
Avg	**1469.1**	**29732.**	**5567.8**
Stddev	2.4	19.	27.9
%RSD	.16338	.06504	.50057
#1	1467.4	29719.	5548.1
#2	1470.8	29746.	5587.5

Sample Name: ccv-3900195 Acquired: 5/24/2016 5:08:58 Type: QC
Method: 6500_026(v10) Mode: CONC Corr. Factor: 1.000000
User: kellyca Custom ID1: Custom ID2: Custom ID3:
Comment:

Elem	Ag3280	Al1670	As1890	B_2089	Ba4554	Be3130	Bi2230	Ca3179	Cd2288	Co2286	Cr2055	Cu3247	Fe2599	K_7664
Units	ppm	ppm	ppm	ppm	ppm	ppm	ppm	ppm	ppm	ppm	ppm	ppm	ppm	ppm
Avg	**.50625**	**.52351**	**1.0085**	**.53831**	**.49874**	**.49755**	**.00440**	**4.8375**	**.51021**	**.50666**	**.49370**	**.50794**	**2.4888**	**53.334**
Stddev	.00226	.00001	.0031	.00085	.00164	.00064	.00276	.0240	.00169	.00149	.00194	.00167	.0078	.070
%RSD	.44649	.00111	.30250	.15772	.32873	.12836	62.656	.49699	.33146	.29329	.39396	.32831	.31352	.13210
#1	.50466	.52351	1.0106	.53771	.49990	.49800	.00245	4.8545	.51141	.50771	.49507	.50676	2.4833	53.284
#2	.50785	.52352	1.0063	.53891	.49758	.49710	.00635	4.8205	.50902	.50561	.49232	.50912	2.4943	53.383
Check ?	Chk Pass	Chk Pass	Chk Pass	Chk Pass	Chk Pass	Chk Pass	None	Chk Pass	Chk Pass	Chk Pass	Chk Pass	Chk Pass	Chk Pass	Chk Pass
Value														
Range														

Elem	Li6707	Mg2790	Mn2576	Mo2020	Na5895	Ni2316	P_1782	Pb2203	S_1820	Sb2068	Se1960	Si2881	Sn1899	Sr4077
Units	ppm	ppm	ppm	ppm	ppm	ppm	ppm	ppm	ppm	ppm	ppm	ppm	ppm	ppm
Avg	**1.0953**	**20.327**	**.49237**	**.49386**	**5.3209**	**.50807**	**1.0280**	**1.0455**	**.00038**	**1.0134**	**1.0657**	**4.8343**	**1.0052**	**.50174**
Stddev	.0036	.015	.00003	.00230	.0400	.00038	.0028	.0021	.00353	.0057	.0084	.0014	.0012	.00038
%RSD	.33011	.07301	.00561	.46514	.75095	.07425	.27167	.19728	940.68	.56135	.79086	.03006	.12261	.07673
#1	1.0927	20.317	.49239	.49548	5.3492	.50834	1.0260	1.0469	-.00212	1.0175	1.0716	4.8332	1.0044	.50147
#2	1.0979	20.338	.49235	.49223	5.2927	.50780	1.0299	1.0440	.00287	1.0094	1.0597	4.8353	1.0061	.50202
Check ?	Chk Pass	Chk Pass	Chk Pass	Chk Pass	Chk Pass	Chk Pass	Chk Pass	Chk Pass	None	Chk Pass	Chk Pass	Chk Pass	Chk Pass	Chk Pass
Value														
Range														

Elem	Th2837	Ti3349	Tl1908	U_3701	V_2924	Zn2062	Zr3391
Units	ppm	ppm	ppm	ppm	ppm	ppm	ppm
Avg	**.00581**	**.48623**	**1.0531**	**.02500**	**.48151**	**.48721**	**.49091**
Stddev	.00110	.00241	.0124	.00450	.00094	.00078	.00160
%RSD	18.954	.49545	1.1795	18.010	.19614	.15976	.32576
#1	.00503	.48453	1.0619	.02818	.48084	.48776	.48978
#2	.00658	.48794	1.0443	.02182	.48218	.48666	.49204
Check ?	None	Chk Pass	Chk Pass	None	Chk Pass	Chk Pass	Chk Pass
Value							
Range							

Int. Std.	Y_2243	Y_3600	Y_3774
Units	Cts/S	Cts/S	Cts/S
Avg	**1526.2**	**31098.**	**5613.0**
Stddev	2.6	100.	4.1
%RSD	.17145	.32260	.07324
#1	1524.4	31169.	5610.1
#2	1528.1	31027.	5615.9

Sample Name: ccb Acquired: 5/24/2016 5:11:32 Type: QC
Method: 6500_026(v10) Mode: CONC Corr. Factor: 1.000000
User: kellyca Custom ID1: Custom ID2: Custom ID3:
Comment:

Elem	Ag3280	Al1670	As1890	B_2089	Ba4554	Be3130	Bi2230	Ca3179	Cd2288	Co2286	Cr2055	Cu3247
Units	ppm	ppm	ppm	ppm	ppm	ppm	ppm	ppm	ppm	ppm	ppm	ppm
Avg	**.00043**	**-.00003**	**.00202**	F **.00386**	**.00026**	**.00017**	**.00312**	**-.00177**	**.00008**	**-.00012**	**-.00007**	**.00057**
Stddev	.00019	.00085	.00158	.00006	.00009	.00002	.00222	.00029	.00020	.00022	.00003	.00002
%RSD	42.868	2469.0	78.017	1.4379	36.284	14.193	71.373	16.452	251.93	175.14	49.015	3.3488
#1	.00030	-.00063	.00091	.00390	.00032	.00016	.00154	-.00198	.00022	.00003	-.00005	.00056
#2	.00057	.00057	.00313	.00382	.00019	.00019	.00469	-.00156	-.00006	-.00028	-.00009	.00058
Check ?	Chk Pass	Chk Pass	Chk Pass	Chk Fail	Chk Pass	Chk Pass	None	Chk Pass	Chk Pass	Chk Pass	Chk Pass	Chk Pass
High Limit				.00312								
Low Limit				-.00312								

Elem	Fe2599	K_7664	Li6707	Mg2790	Mn2576	Mo2020	Na5895	Ni2316	P_1782	Pb2203	S_1820	Sb2068
Units	ppm	ppm	ppm	ppm	ppm	ppm	ppm	ppm	ppm	ppm	ppm	ppm
Avg	**.00122**	**.05093**	**-.00020**	**.00275**	**.00005**	**.00085**	**.02820**	**-.00005**	**.00068**	**.00238**	**-.00128**	F **.00681**
Stddev	.00023	.01165	.00001	.00088	.00009	.00003	.00149	.00023	.00158	.00056	.00357	.00247
%RSD	18.985	22.867	5.3046	31.912	181.40	3.0205	5.2679	500.51	232.60	23.684	279.49	36.292
#1	.00138	.04270	-.00019	.00213	.00012	.00083	.02715	.00012	.00180	.00277	-.00380	.00506
#2	.00106	.05917	-.00021	.00338	-.00001	.00087	.02925	-.00021	-.00044	.00198	.00125	.00856
Check ?	Chk Pass	Chk Pass	Chk Pass	Chk Pass	Chk Pass	Chk Pass	Chk Pass	Chk Pass	Chk Pass	Chk Pass	None	Chk Fail
High Limit												.00628
Low Limit												-.00628

Elem	Se1960	Si2881	Sn1899	Sr4077	Th2837	Ti3349	Tl1908	U_3701	V_2924	Zn2062	Zr3391
Units	ppm	ppm	ppm	ppm	ppm	ppm	ppm	ppm	ppm	ppm	ppm
Avg	W **.00903**	**.00622**	**-.00049**	**.00010**	**.00119**	**.00037**	**.00179**	**.00398**	**-.00012**	**-.00022**	**-.00070**
Stddev	.00641	.00780	.00015	.00004	.00026	.00000	.00193	.00966	.00076	.00030	.00012
%RSD	71.001	125.29	30.518	43.270	21.957	.41639	108.17	242.86	622.04	132.44	17.045
#1	.00450	.01173	-.00039	.00013	.00100	.00037	.00042	.01081	-.00066	-.00043	-.00079
#2	.01357	.00071	-.00060	.00007	.00137	.00037	.00315	-.00285	.00041	-.00001	-.00062
Check ?	Chk Warn	Chk Pass	Chk Pass	Chk Pass	Chk Pass	Chk Pass	Chk Pass	Chk Pass	Chk Pass	Chk Pass	Chk Pass
High Limit	.00486										
Low Limit	-.00486										

Int. Std.	Y_2243	Y_3600	Y_3774
Units	Cts/S	Cts/S	Cts/S
Avg	**1535.3**	**31485.**	**5556.2**
Stddev	2.7	101.	15.3
%RSD	.17289	.32088	.27623
#1	1537.1	31556.	5567.0
#2	1533.4	31413.	5545.3

Sample Name: ccvl-3907489 Acquired: 5/24/2016 5:14:16 Type: QC
Method: 6500_026(v10) Mode: CONC Corr. Factor: 1.000000
User: kellyca Custom ID1: Custom ID2: Custom ID3:
Comment:

Elem	Ag3280	Al1670	As1890	B_2089	Ba4554	Be3130	Bi2230	Ca3179	Cd2288	Co2286	Cr2055	Cu3247
Units	ppm	ppm	ppm	ppm	ppm	ppm	ppm	ppm	ppm	ppm	ppm	ppm
Avg	**.01044**	**.10592**	F **.00988**	**.10331**	**.01021**	**.00104**	**.11402**	**.22187**	**.00506**	**.01005**	**.00980**	**.01606**
Stddev	.00002	.00079	.00590	.00001	.00002	.00003	.00182	.00162	.00019	.00021	.00027	.00001
%RSD	.20886	.74116	59.744	.00507	.21697	3.2358	1.5966	.72925	3.7825	2.0866	2.7974	.05128
#1	.01042	.10536	.01405	.10331	.01023	.00107	.11274	.22073	.00492	.00990	.00999	.01607
#2	.01045	.10647	.00571	.10331	.01020	.00102	.11531	.22302	.00520	.01020	.00960	.01606
Check ?	Chk Pass	Chk Pass	Chk Fail	Chk Pass	Chk Pass	Chk Pass	Chk Pass	Chk Pass	Chk Pass	Chk Pass	Chk Pass	Chk Pass
Value			.01500									
Range			-30.000%									

Elem	Fe2599	K_7664	Li6707	Mg2790	Mn2576	Mo2020	Na5895	Ni2316	P_1782	Pb2203	S_1820	Sb2068
Units	ppm	ppm	ppm	ppm	ppm	ppm	ppm	ppm	ppm	ppm	ppm	ppm
Avg	**.12343**	**3.1859**	**.01054**	**.21164**	**.01008**	**.01981**	F **1.3101**	**.04086**	**2.8700**	**.01106**	**-.00076**	**.02131**
Stddev	.00342	.0385	.00061	.00036	.00003	.00015	.0045	.00052	.0086	.00005	.00369	.00240
%RSD	2.7700	1.2098	5.7867	.17182	.31505	.74660	.34226	1.2715	.30029	.40794	481.96	11.249
#1	.12585	3.1586	.01098	.21139	.01010	.01991	1.3069	.04050	2.8639	.01103	.00184	.01962
#2	.12101	3.2131	.01011	.21190	.01005	.01970	1.3133	.04123	2.8761	.01110	-.00337	.02301
Check ?	Chk Pass	Chk Pass	Chk Pass	Chk Pass	Chk Pass	Chk Pass	Chk Fail	Chk Pass	Chk Pass	Chk Pass	None	Chk Pass
Value							1.0000					
Range							30.000%					

Elem	Se1960	Si2881	Sn1899	Sr4077	Th2837	Ti3349	Tl1908	U_3701	V_2924	Zn2062	Zr3391
Units	ppm	ppm	ppm	ppm	ppm	ppm	ppm	ppm	ppm	ppm	ppm
Avg	F **.02023**	**.48642**	**.09967**	**.01005**	**.01735**	**.00949**	**.01633**	**.06865**	**.00995**	**.02108**	**.01451**
Stddev	.00101	.00097	.00074	.00010	.00002	.00033	.00142	.01103	.00036	.00000	.00173
%RSD	4.9976	.20020	.74017	.95116	.14078	3.5226	8.7142	16.066	3.6536	.00243	11.926
#1	.02095	.48574	.09914	.01012	.01734	.00972	.01532	.07645	.00969	.02108	.01573
#2	.01952	.48711	.10019	.00998	.01737	.00925	.01733	.06085	.01021	.02108	.01329
Check ?	Chk Fail	Chk Pass	Chk Pass	Chk Pass	Chk Pass	Chk Pass	Chk Pass	Chk Pass	Chk Pass	Chk Pass	Chk Pass
Value	.01500										
Range	30.000%										

Int. Std.	Y_2243	Y_3600	Y_3774
Units	Cts/S	Cts/S	Cts/S
Avg	**1537.4**	**31589.**	**5572.6**
Stddev	2.2	28.	7.8
%RSD	.14377	.08835	.13972
#1	1539.0	31608.	5567.1
#2	1535.8	31569.	5578.1

Sample Name: MB 280-325562/1-A Acquired: 5/24/2016 5:16:59 Type: Unk
Method: 6500_026(v10) Mode: CONC Corr. Factor: 1.000000
User: kellyca Custom ID1: 5/19 Custom ID2: Custom ID3:
Comment: 325562 6010B DenWaste

Elem	Ag3280	Al1670	As1890	B_2089	Ba4554	Be3130	Bi2230	Ca3179	Cd2288
Line	328.068 {103}	167.079 {502}	189.042 {478}	208.959 {461}	455.403 { 74}	313.042 {108}	223.061 {451}	317.933 {106}	228.802 {447}
Units	ppm	ppm	ppm	ppm	ppm	ppm	ppm	ppm	ppm
Avg	**.00010**	**.00565**	**-.00130**	**.00269**	**.00021**	**.00006**	**.00208**	**.01853**	**.00016**
Stddev	.00022	.00003	.00335	.00037	.00007	.00002	.00104	.00157	.00015
%RSD	214.92	.58513	257.91	13.597	33.991	33.103	50.075	8.4615	96.491
#1	-.00005	.00567	-.00367	.00243	.00016	.00008	.00135	.01742	.00026
#2	.00025	.00562	.00107	.00295	.00027	.00005	.00282	.01964	.00005
Check ?	Chk Pass	Chk Pass	Chk Pass	Chk Pass	Chk Pass	Chk Pass	Chk Pass	Chk Pass	Chk Pass
High Limit									
Low Limit									

Elem	Co2286	Cr2055	Cu3247	Fe2599	K_7664	Li6707	Mg2790	Mn2576	Mo2020
Line	228.616 {447}	205.560 {464}	324.754 {104}	259.940 {130}	766.490 { 44}	670.784 { 50}	279.079 {121}2	257.610 {131}	202.030 {467}
Units	ppm	ppm	ppm	ppm	ppm	ppm	ppm	ppm	ppm
Avg	**-.00004**	**.00011**	**.00129**	**.01383**	**.06032**	**-.00099**	**.00929**	F **.03204**	**-.00011**
Stddev	.00017	.00031	.00011	.00039	.00881	.00041	.00195	.00006	.00038
%RSD	412.02	290.62	8.2247	2.8406	14.597	41.949	20.978	.20030	355.85
#1	-.00016	-.00011	.00121	.01355	.05409	-.00128	.01067	.03209	-.00037
#2	.00008	.00033	.00136	.01411	.06655	-.00070	.00791	.03200	.00016
Check ?	Chk Pass	Chk Pass	Chk Pass	Chk Pass	Chk Pass	Chk Pass	Chk Pass	Chk Fail	Chk Pass
High Limit								.01000	
Low Limit								-.01000	

Elem	Na5895	Ni2316	P_1782	Pb2203	S_1820	Sb2068	Se1960	Si2881	Sn1899
Line	589.592 { 57}	231.604 {446}	178.284 {489}	220.353 {453}	182.034 {485}	206.833 {463}	196.090 {472}	288.158 {117}	189.989 {477}
Units	ppm	ppm	ppm	ppm	ppm	ppm	ppm	ppm	ppm
Avg	**.09567**	**.00009**	**.00440**	**.00224**	F **.16111**	**.00115**	W **.00661**	**.02020**	W **.07768**
Stddev	.00299	.00002	.00007	.00043	.00215	.00110	.00303	.00780	.00033
%RSD	3.1248	23.868	1.5965	19.088	1.3346	96.010	45.849	38.593	.42006
#1	.09356	.00007	.00435	.00254	.15959	.00193	.00447	.01469	.07745
#2	.09779	.00010	.00445	.00194	.16263	.00037	.00875	.02571	.07791
Check ?	Chk Pass	Chk Pass	Chk Pass	Chk Pass	Chk Fail	Chk Pass	Chk Warn	Chk Pass	Chk Warn
High Limit					.10000		.00500		.05000
Low Limit					-.10000		-.00500		-.05000

Elem	Sr4077	Th2837	Ti3349	Tl1908	U_3701	V_2924	Zn2062	Zr3391
Line	407.771 { 83}	283.730 {119}	334.904 {101}	190.856 {477}	370.152 { 91}	292.402 {115}	206.200 {163}	339.198 { 99}
Units	ppm	ppm	ppm	ppm	ppm	ppm	ppm	ppm
Avg	**.00002**	**.00116**	**.00023**	**.00194**	**.00529**	**-.00002**	**.00030**	**-.00093**
Stddev	.00003	.00080	.00001	.00037	.01257	.00004	.00081	.00131
%RSD	124.26	68.779	5.5324	18.918	237.81	163.10	267.05	140.39
#1	.00004	.00060	.00022	.00220	.01418	.00000	-.00027	-.00185
#2	.00000	.00172	.00024	.00168	-.00360	-.00005	.00088	-.00001
Check ?	Chk Pass	Chk Pass	Chk Pass	Chk Pass	Chk Pass	Chk Pass	Chk Pass	Chk Pass
High Limit								
Low Limit								

Int. Std.	Y_2243	Y_3600	Y_3774
Line	224.306 {450}	360.073 { 94}	377.433 { 89}
Units	Cts/S	Cts/S	Cts/S
Avg	**1557.8**	**31935.**	**5607.3**
Stddev	.7	54.	24.2
%RSD	.04639	.16835	.43132
#1	1557.3	31973.	5624.4
#2	1558.3	31897.	5590.2

Sample Name: LCS 280-325562/2-A Acquired: 5/24/2016 5:19:43 Type: Unk
Method: 6500_026(v10) Mode: CONC Corr. Factor: 1.000000
User: kellyca Custom ID1: Custom ID2: Custom ID3:
Comment: 325562 6010B DenWaste

Elem	Ag3280	Al1670	As1890	B_2089	Ba4554	Be3130	Bi2230	Ca3179	Cd2288
Line	328.068 {103}	167.079 {502}	189.042 {478}	208.959 {461}	455.403 { 74}	313.042 {108}	223.061 {451}	317.933 {106}	228.802 {447}
Units	ppm	ppm	ppm	ppm	ppm	ppm	ppm	ppm	ppm
Avg	**.05246**	**1.9317**	**1.0337**	**1.0393**	**2.0248**	**.04974**	**2.1913**	**48.441**	**.10225**
Stddev	.00041	.0010	.0068	.0019	.0073	.00010	.0107	.190	.00004
%RSD	.78607	.05023	.65646	.18480	.35977	.19877	.48810	.39139	.03584
#1	.05217	1.9310	1.0289	1.0379	2.0299	.04981	2.1838	48.576	.10222
#2	.05275	1.9324	1.0385	1.0406	2.0196	.04967	2.1989	48.307	.10227
Check ?	Chk Pass	Chk Pass	Chk Pass	Chk Pass	Chk Pass	Chk Pass	Chk Pass	Chk Pass	Chk Pass
High Limit									
Low Limit									

Elem	Co2286	Cr2055	Cu3247	Fe2599	K_7664	Li6707	Mg2790	Mn2576	Mo2020
Line	228.616 {447}	205.560 {464}	324.754 {104}	259.940 {130}	766.490 { 44}	670.784 { 50}	279.079 {121}2	257.610 {131}	202.030 {467}
Units	ppm	ppm	ppm	ppm	ppm	ppm	ppm	ppm	ppm
Avg	**.49358**	F **.19790**	**.26355**	**.96540**	**54.810**	**1.1200**	**50.877**	**.49703**	**1.0150**
Stddev	.00054	.00072	.00018	.00008	.270	.0058	.164	.00181	.0014
%RSD	.11020	.36148	.06763	.00870	.49180	.51779	.32194	.36466	.14305
#1	.49396	.19740	.26368	.96534	55.000	1.1241	50.761	.49574	1.0161
#2	.49319	.19841	.26343	.96546	54.619	1.1159	50.992	.49831	1.0140
Check ?	Chk Pass	Chk Fail	Chk Pass	Chk Pass	Chk Pass	Chk Pass	Chk Pass	Chk Pass	Chk Pass
High Limit		.05750							
Low Limit		.04300							

Elem	Na8183	Ni2316	P_1782	Pb2203	S_1820	Sb2068	Se1960	Si2881	Sn1899
Line	818.326 { 41}	231.604 {446}	178.284 {489}	220.353 {453}	182.034 {485}	206.833 {463}	196.090 {472}	288.158 {117}	189.989 {477}
Units	ppm	ppm	ppm	ppm	ppm	ppm	ppm	ppm	ppm
Avg	**55.272**	**.49971**	**10.454**	**.50748**	**2.1243**	**.52695**	**2.0992**	**9.4678**	**1.9937**
Stddev	.123	.00049	.002	.00352	.0104	.00040	.0026	.0193	.0041
%RSD	.22250	.09892	.02159	.69441	.48987	.07579	.12354	.20398	.20582
#1	55.185	.50006	10.455	.50499	2.1316	.52667	2.1010	9.4814	1.9908
#2	55.359	.49936	10.452	.50997	2.1169	.52724	2.0974	9.4541	1.9966
Check ?	Chk Pass	Chk Pass	Chk Pass	Chk Pass	Chk Pass	Chk Pass	Chk Pass	Chk Pass	Chk Pass
High Limit									
Low Limit									

Elem	Sr4077	Th2837	Ti3349	Tl1908	U_3701	V_2924	Zn2062	Zr3391
Line	407.771 { 83}	283.730 {119}	334.904 {101}	190.856 {477}	370.152 { 91}	292.402 {115}	206.200 {163}	339.198 { 99}
Units	ppm	ppm	ppm	ppm	ppm	ppm	ppm	ppm
Avg	**1.0148**	**1.0186**	**.99137**	**2.0138**	**2.1677**	**.49174**	**.48297**	**.48575**
Stddev	.0040	.0006	.00072	.0008	.0374	.00082	.00701	.00388
%RSD	.39060	.06218	.07228	.03933	1.7271	.16652	1.4513	.79954
#1	1.0176	1.0190	.99087	2.0144	2.1412	.49116	.47802	.48849
#2	1.0120	1.0181	.99188	2.0133	2.1942	.49232	.48793	.48300
Check ?	Chk Pass	Chk Pass	Chk Pass	Chk Pass	Chk Pass	Chk Pass	Chk Pass	Chk Pass
High Limit								
Low Limit								

Int. Std.	Y_2243	Y_3600	Y_3774
Line	224.306 {450}	360.073 { 94}	377.433 { 89}
Units	Cts/S	Cts/S	Cts/S
Avg	**1479.5**	**29880.**	**5549.4**
Stddev	.2	49.	29.9
%RSD	.01504	.16239	.53857
#1	1479.7	29915.	5528.2
#2	1479.4	29846.	5570.5

Sample Name: LCSD 280-325562/3-A Acquired: 5/24/2016 5:22:14 Type: Unk
Method: 6500_026(v10) Mode: CONC Corr. Factor: 1.000000
User: kellyca Custom ID1: Custom ID2: Custom ID3:
Comment: 325562 6010B DenWaste

Elem	Ag3280	Al1670	As1890	B_2089	Ba4554	Be3130	Bi2230	Ca3179	Cd2288
Line	328.068 {103}	167.079 {502}	189.042 {478}	208.959 {461}	455.403 { 74}	313.042 {108}	223.061 {451}	317.933 {106}	228.802 {447}
Units	ppm	ppm	ppm	ppm	ppm	ppm	ppm	ppm	ppm
Avg	**.05131**	**1.8815**	**1.0135**	**1.0051**	**2.0034**	**.04865**	**2.1486**	**47.103**	**.09931**
Stddev	.00023	.0174	.0148	.0052	.0073	.00001	.0113	.021	.00015
%RSD	.45705	.92383	1.4588	.52044	.36176	.01200	.52348	.04397	.15497
#1	.05147	1.8938	1.0239	1.0088	2.0086	.04865	2.1566	47.118	.09920
#2	.05114	1.8692	1.0030	1.0014	1.9983	.04866	2.1406	47.088	.09942
Check ?	Chk Pass	Chk Pass	Chk Pass	Chk Pass	Chk Pass	Chk Pass	Chk Pass	Chk Pass	Chk Pass
High Limit									
Low Limit									

Elem	Co2286	Cr2055	Cu3247	Fe2599	K_7664	Li6707	Mg2790	Mn2576	Mo2020
Line	228.616 {447}	205.560 {464}	324.754 {104}	259.940 {130}	766.490 { 44}	670.784 { 50}	279.079 {121}2	257.610 {131}	202.030 {467}
Units	ppm	ppm	ppm	ppm	ppm	ppm	ppm	ppm	ppm
Avg	**.48601**	W **.19623**	**.26244**	**.96939**	**53.864**	**1.1084**	**49.460**	**.48205**	**1.0127**
Stddev	.00092	.00183	.00083	.00080	.166	.0049	.063	.00154	.0042
%RSD	.18881	.93194	.31724	.08254	.30725	.43857	.12799	.31906	.41673
#1	.48666	.19752	.26303	.96996	53.981	1.1118	49.505	.48314	1.0157
#2	.48536	.19494	.26185	.96883	53.747	1.1049	49.415	.48096	1.0097
Check ?	Chk Pass	Chk Warn	Chk Pass	Chk Pass	Chk Pass	Chk Pass	Chk Pass	Chk Pass	Chk Pass
High Limit		.10000							
Low Limit		-.01000							

Elem	Na8183	Ni2316	P_1782	Pb2203	S_1820	Sb2068	Se1960	Si2881	Sn1899
Line	818.326 { 41}	231.604 {446}	178.284 {489}	220.353 {453}	182.034 {485}	206.833 {463}	196.090 {472}	288.158 {117}	189.989 {477}
Units	ppm	ppm	ppm	ppm	ppm	ppm	ppm	ppm	ppm
Avg	**53.786**	**.49096**	**10.096**	**.49823**	**2.0183**	**.51237**	**2.0171**	**9.1857**	**1.9383**
Stddev	.006	.00317	.072	.00213	.0039	.00374	.0185	.0583	.0133
%RSD	.01140	.64518	.70830	.42663	.19341	.73071	.91697	.63516	.68620
#1	53.790	.49320	10.147	.49973	2.0211	.51502	2.0301	9.2269	1.9477
#2	53.782	.48872	10.046	.49672	2.0155	.50972	2.0040	9.1444	1.9289
Check ?	Chk Pass	Chk Pass	Chk Pass	Chk Pass	Chk Pass	Chk Pass	Chk Pass	Chk Pass	Chk Pass
High Limit									
Low Limit									

Elem	Sr4077	Th2837	Ti3349	Tl1908	U_3701	V_2924	Zn2062	Zr3391
Line	407.771 { 83}	283.730 {119}	334.904 {101}	190.856 {477}	370.152 { 91}	292.402 {115}	206.200 {163}	339.198 { 99}
Units	ppm	ppm	ppm	ppm	ppm	ppm	ppm	ppm
Avg	**1.0004**	**1.0148**	**.98492**	**1.9604**	**2.1791**	**.48658**	**.46506**	**.47804**
Stddev	.0038	.0022	.00146	.0129	.0194	.00027	.00280	.00353
%RSD	.38006	.21221	.14856	.65737	.89040	.05510	.60265	.73816
#1	1.0031	1.0163	.98595	1.9696	2.1654	.48640	.46308	.48054
#2	.99768	1.0133	.98388	1.9513	2.1928	.48677	.46704	.47554
Check ?	Chk Pass	Chk Pass	Chk Pass	Chk Pass	Chk Pass	Chk Pass	Chk Pass	Chk Pass
High Limit								
Low Limit								

Int. Std.	Y_2243	Y_3600	Y_3774
Line	224.306 {450}	360.073 { 94}	377.433 { 89}
Units	Cts/S	Cts/S	Cts/S
Avg	**1464.0**	**29687.**	**5594.6**
Stddev	7.9	65.	28.4
%RSD	.54250	.21893	.50741
#1	1458.4	29641.	5574.5
#2	1469.6	29733.	5614.7

Sample Name: 280-82899-A-1-B Acquired: 5/24/2016 5:24:46 Type: Unk
Method: 6500_026(v10) Mode: CONC Corr. Factor: 1.000000
User: kellyca Custom ID1: Custom ID2: Custom ID3:
Comment: 325562 6010B DenWaste

Elem	Ag3280	Al3092	As1890	B_2089	Ba4554	Be3130	Bi2230	Ca3179	Cd2288
Line	328.068 {103}	309.271 {109}	189.042 {478}	208.959 {461}	455.403 { 74}	313.042 {108}	223.061 {451}	317.933 {106}	228.802 {447}
Units	ppm	ppm	ppm	ppm	ppm	ppm	ppm	ppm	ppm
Avg	**.01645**	**36.470**	**.02357**	**2.9657**	**.23826**	**.00163**	**.00987**	**63.951**	**1.9716**
Stddev	.00026	.142	.00568	.0091	.00079	.00003	.00058	.054	.0028
%RSD	1.6066	.38912	24.106	.30529	.33175	1.5636	5.8394	.08376	.14229
#1	.01626	36.370	.02759	2.9593	.23770	.00161	.01028	63.989	1.9696
#2	.01664	36.570	.01955	2.9721	.23882	.00165	.00946	63.913	1.9736
Check ?	Chk Pass	Chk Pass	Chk Pass	Chk Pass	Chk Pass	Chk Pass	Chk Pass	Chk Pass	Chk Pass
High Limit									
Low Limit									

Elem	Co2286	Cr2055	Cu3247	Fe2599	K_7664	Li6707	Mg2790	Mn2576	Mo2020
Line	228.616 {447}	205.560 {464}	324.754 {104}	259.940 {130}	766.490 { 44}	670.784 { 50}	279.079 {121}2	257.610 {131}	202.030 {467}
Units	ppm	ppm	ppm	ppm	ppm	ppm	ppm	ppm	ppm
Avg	**.01511**	**.06048**	**5.5908**	**26.157**	W **208.36**	**.25604**	**64.725**	**1.1448**	**.37118**
Stddev	.00003	.00055	.0153	.029	.67	.00049	.232	.0020	.00016
%RSD	.17181	.90843	.27445	.11088	.32095	.19319	.35822	.17483	.04299
#1	.01513	.06009	5.5799	26.137	207.89	.25569	64.561	1.1434	.37106
#2	.01509	.06087	5.6016	26.178	208.83	.25639	64.889	1.1462	.37129
Check ?	Chk Pass	Chk Pass	Chk Pass	Chk Pass	Chk Warn	Chk Pass	Chk Pass	Chk Pass	Chk Pass
High Limit					100.00				
Low Limit					-.50000				

Elem	Na8183	Ni2316	P_1782	Pb2203	S_1820	Sb2068	Se1960	Si2881	Sn1899
Line	818.326 { 41}	231.604 {446}	178.284 {489}	220.353 {453}	182.034 {485}	206.833 {463}	196.090 {472}	288.158 {117}	189.989 {477}
Units	ppm	ppm	ppm	ppm	ppm	ppm	ppm	ppm	ppm
Avg	W **1077.2**	**.06226**	F **130.91**	**.04974**	F **1005.8**	**.01548**	**.02405**	**31.744**	**.61542**
Stddev	4.1	.00073	.32	.00182	2.0	.00001	.00407	.216	.00326
%RSD	.37639	1.1718	.24092	3.6543	.20359	.08283	16.929	.68055	.53033
#1	1074.3	.06277	130.69	.05103	1004.4	.01549	.02117	31.897	.61311
#2	1080.0	.06174	131.13	.04846	1007.3	.01547	.02693	31.591	.61773
Check ?	Chk Warn	Chk Pass	Chk Fail	Chk Pass	Chk Fail	Chk Pass	Chk Pass	Chk Pass	Chk Pass
High Limit	500.00		50.000		200.00				
Low Limit	10.000		-2.0000		-.02000				

Elem	Sr4077	Th2837	Ti3349	Tl1908	U_3701	V_2924	Zn2062	Zr3391
Line	407.771 { 83}	283.730 {119}	334.904 {101}	190.856 {477}	370.152 { 91}	292.402 {115}	206.200 {163}	339.198 { 99}
Units	ppm	ppm	ppm	ppm	ppm	ppm	ppm	ppm
Avg	**.79971**	**.00569**	**.38163**	**.00310**	**.00124**	**.05236**	**.32628**	**.01082**
Stddev	.00173	.00076	.00052	.00052	.00562	.00036	.00216	.00002
%RSD	.21639	13.314	.13601	16.835	453.41	.69188	.66274	.18260
#1	.79848	.00515	.38127	.00273	-.00273	.05210	.32475	.01083
#2	.80093	.00622	.38200	.00346	.00521	.05261	.32781	.01080
Check ?	Chk Pass	Chk Pass	Chk Pass	Chk Pass	Chk Pass	Chk Pass	Chk Pass	Chk Pass
High Limit								
Low Limit								

Int. Std.	Y_2243	Y_3600	Y_3774
Line	224.306 {450}	360.073 { 94}	377.433 { 89}
Units	Cts/S	Cts/S	Cts/S
Avg	**1394.8**	**27653.**	**5625.5**
Stddev	4.9	19.	3.0
%RSD	.35386	.06783	.05277
#1	1398.3	27666.	5623.4
#2	1391.3	27640.	5627.5

Sample Name: 280-82899-A-2-B Acquired: 5/24/2016 5:27:49 Type: Unk
Method: 6500_026(v10) Mode: CONC Corr. Factor: 1.000000
User: kellyca Custom ID1: Custom ID2: Custom ID3:
Comment: 325562 6010B DenWaste

Elem	Ag3280	Al1670	As1890	B_2089	Ba4554	Be3130	Bi2230	Ca3179	Cd2288
Line	328.068 {103}	167.079 {502}	189.042 {478}	208.959 {461}	455.403 { 74}	313.042 {108}	223.061 {451}	317.933 {106}	228.802 {447}
Units	ppm	ppm	ppm	ppm	ppm	ppm	ppm	ppm	ppm
Avg	**.05601**	**1.6945**	**1.3695**	**4.8497**	**.13686**	**-.00007**	**.01882**	**109.62**	**1.7309**
Stddev	.00041	.0000	.0041	.0010	.00791	.00008	.00468	.22	.0015
%RSD	.73247	.00245	.29919	.02145	5.7774	106.50	24.884	.19897	.08529
#1	.05572	1.6945	1.3666	4.8490	.13127	-.00002	.01551	109.77	1.7319
#2	.05630	1.6946	1.3724	4.8504	.14245	-.00013	.02214	109.46	1.7299
Check ?	Chk Pass	Chk Pass	Chk Pass	Chk Pass	Chk Pass	Chk Pass	Chk Pass	Chk Pass	Chk Pass
High Limit									
Low Limit									

Elem	Co2286	Cr2055	Cu3247	Fe2599	K_7664	Li6707	Mg2790	Mn2576	Mo2020
Line	228.616 {447}	205.560 {464}	324.754 {104}	259.940 {130}	766.490 { 44}	670.784 { 50}	279.079 {121}2	257.610 {131}	202.030 {467}
Units	ppm	ppm	ppm	ppm	ppm	ppm	ppm	ppm	ppm
Avg	**.00856**	W **.35307**	**3.2178**	**6.6803**	W **144.63**	**.18643**	**471.07**	**.79394**	W **17.491**
Stddev	.00048	.00023	.0105	.0070	.50	.00034	2.69	.00491	.003
%RSD	5.6174	.06621	.32710	.10536	.34597	.18244	.57076	.61819	.01583
#1	.00891	.35323	3.2253	6.6853	144.99	.18667	472.97	.79741	17.493
#2	.00822	.35290	3.2104	6.6753	144.28	.18619	469.17	.79046	17.489
Check ?	Chk Pass	Chk Warn	Chk Pass	Chk Pass	Chk Warn	Chk Pass	Chk Pass	Chk Pass	Chk Warn
High Limit		.10000			100.00				2.0000
Low Limit		-.01000			-.50000				-.01000

Elem	Na8183	Ni2316	P_1782	Pb2203	S_1820	Sb2068	Se1960	Si2881	Sn1899
Line	818.326 { 41}	231.604 {446}	178.284 {489}	220.353 {453}	182.034 {485}	206.833 {463}	196.090 {472}	288.158 {117}	189.989 {477}
Units	ppm	ppm	ppm	ppm	ppm	ppm	ppm	ppm	ppm
Avg	W **1590.9**	**.04321**	F **86.376**	**.37083**	F **3421.3**	W **2.5780**	**.04410**	**11.928**	**.16651**
Stddev	8.1	.00040	.122	.00279	3.5	.0085	.00447	.007	.00260
%RSD	.50829	.92474	.14124	.75363	.10140	.32973	10.133	.05706	1.5606
#1	1596.6	.04293	86.290	.37281	3423.7	2.5840	.04094	11.932	.16835
#2	1585.2	.04349	86.462	.36885	3418.8	2.5720	.04726	11.923	.16467
Check ?	Chk Warn	Chk Pass	Chk Fail	Chk Pass	Chk Fail	Chk Warn	Chk Pass	Chk Pass	Chk Pass
High Limit	500.00		50.000		200.00	2.0000			
Low Limit	10.000		-2.0000		-.02000	-.01000			

Elem	Sr4077	Th2837	Ti3349	Tl1908	U_3701	V_2924	Zn2062	Zr3391
Line	407.771 { 83}	283.730 {119}	334.904 {101}	190.856 {477}	370.152 { 91}	292.402 {115}	206.200 {163}	339.198 { 99}
Units	ppm	ppm	ppm	ppm	ppm	ppm	ppm	ppm
Avg	**1.1922**	**.00741**	**.05027**	**.00019**	**.06968**	**.00595**	**7.2900**	**.00874**
Stddev	.0049	.00237	.00016	.00067	.01896	.00042	.0568	.00008
%RSD	.40750	31.961	.31097	355.58	27.208	7.0052	.77900	.92518
#1	1.1956	.00909	.05015	.00066	.05628	.00566	7.3302	.00880
#2	1.1887	.00574	.05038	-.00028	.08309	.00625	7.2499	.00869
Check ?	Chk Pass	Chk Pass	Chk Pass	Chk Pass	Chk Pass	Chk Pass	Chk Pass	Chk Pass
High Limit								
Low Limit								

Int. Std.	Y_2243	Y_3600	Y_3774
Line	224.306 {450}	360.073 { 94}	377.433 { 89}
Units	Cts/S	Cts/S	Cts/S
Avg	**1221.8**	**24714.**	**5140.1**
Stddev	1.0	164.	22.7
%RSD	.08329	.66172	.44126
#1	1222.5	24599.	5124.1
#2	1221.1	24830.	5156.2

Sample Name: 280-82899-B-3-A Acquired: 5/24/2016 5:30:51 Type: Unk
Method: 6500_026(v10) Mode: CONC Corr. Factor: 1.000000
User: kellyca Custom ID1: Custom ID2: Custom ID3:
Comment: 325562 6010B DenWaste

Elem	Ag3280	Al3092	As1890	B_2089	Ba4554	Be3130	Bi2230	Ca3179	Cd2288
Line	328.068 {103}	309.271 {109}	189.042 {478}	208.959 {461}	455.403 { 74}	313.042 {108}	223.061 {451}	317.933 {106}	228.802 {447}
Units	ppm	ppm	ppm	ppm	ppm	ppm	ppm	ppm	ppm
Avg	W **.14078**	**20.664**	**.05293**	**.77236**	**.48157**	**.00449**	**.12398**	**104.03**	**.02117**
Stddev	.00000	.075	.00745	.00197	.00032	.00002	.00151	.52	.00016
%RSD	.00124	.36199	14.067	.25551	.06705	.55114	1.2148	.50109	.77601
#1	.14079	20.611	.05820	.77376	.48134	.00447	.12291	103.66	.02105
#2	.14078	20.717	.04766	.77097	.48180	.00451	.12504	104.40	.02128
Check ?	Chk Warn	Chk Pass	Chk Pass	Chk Pass	Chk Pass	Chk Pass	Chk Pass	Chk Pass	Chk Pass
High Limit	.10000								
Low Limit	-.01000								

Elem	Co2286	Cr2055	Cu3247	Fe2599	K_7664	Li6707	Mg2790	Mn2576	Mo2020
Line	228.616 {447}	205.560 {464}	324.754 {104}	259.940 {130}	766.490 { 44}	670.784 { 50}	279.079 {121}2	257.610 {131}	202.030 {467}
Units	ppm	ppm	ppm	ppm	ppm	ppm	ppm	ppm	ppm
Avg	**.00458**	W **.11139**	**.07432**	**31.081**	F **1420.2**	**.15136**	**18.638**	F **118.44**	**.11154**
Stddev	.00050	.00046	.00016	.126	7.5	.00080	.001	.26	.00141
%RSD	10.836	.41182	.21685	.40390	.52939	.52838	.00753	.21973	1.2670
#1	.00423	.11172	.07420	30.992	1414.9	.15193	18.637	118.62	.11054
#2	.00493	.11107	.07443	31.169	1425.5	.15080	18.639	118.25	.11254
Check ?	Chk Pass	Chk Warn	Chk Pass	Chk Pass	Chk Fail	Chk Pass	Chk Pass	Chk Fail	Chk Pass
High Limit		.10000			500.00			20.000	
Low Limit		-.01000			-2.0000			-.02000	

Elem	Na8183	Ni2316	P_1782	Pb2203	S_1820	Sb2068	Se1960	Si2881	Sn1899
Line	818.326 { 41}	231.604 {446}	178.284 {489}	220.353 {453}	182.034 {485}	206.833 {463}	196.090 {472}	288.158 {117}	189.989 {477}
Units	ppm	ppm	ppm	ppm	ppm	ppm	ppm	ppm	ppm
Avg	W **1911.5**	**.04507**	**5.0906**	**.32010**	F **3042.4**	**.38034**	**.38167**	**21.500**	F **902.40**
Stddev	7.8	.00020	.0021	.00055	1.0	.00567	.00711	.152	.07
%RSD	.40715	.43774	.04092	.17307	.03200	1.4903	1.8634	.70757	.00768
#1	1906.0	.04493	5.0921	.32049	3041.7	.37633	.38670	21.608	902.35
#2	1917.0	.04521	5.0891	.31971	3043.1	.38435	.37664	21.393	902.45
Check ?	Chk Warn	Chk Pass	Chk Pass	Chk Pass	Chk Fail	Chk Pass	Chk Pass	Chk Pass	Chk Fail
High Limit	500.00				200.00				20.000
Low Limit	10.000				-.02000				-.10000

Elem	Sr4077	Th2837	Ti3349	Tl1908	U_3701	V_2924	Zn2062	Zr3391
Line	407.771 { 83}	283.730 {119}	334.904 {101}	190.856 {477}	370.152 { 91}	292.402 {115}	206.200 {163}	339.198 { 99}
Units	ppm	ppm	ppm	ppm	ppm	ppm	ppm	ppm
Avg	**.42403**	**.06158**	**.90994**	**.75440**	F **-4.5065**	F **-.16556**	**.34132**	**.02686**
Stddev	.00109	.00375	.00191	.00459	.0198	.00125	.00298	.00027
%RSD	.25743	6.0952	.21027	.60880	.43850	.75383	.87343	1.0168
#1	.42325	.06423	.90859	.75116	-4.5205	-.16645	.33921	.02666
#2	.42480	.05892	.91130	.75765	-4.4926	-.16468	.34343	.02705
Check ?	Chk Pass	Chk Pass	Chk Pass	Chk Pass	Chk Fail	Chk Fail	Chk Pass	Chk Pass
High Limit					50.000	50.000		
Low Limit					-.10000	-.02000		

Int. Std.	Y_2243	Y_3600	Y_3774
Line	224.306 {450}	360.073 { 94}	377.433 { 89}
Units	Cts/S	Cts/S	Cts/S
Avg	**1247.3**	**24365.**	**4994.0**
Stddev	1.5	21.	2.8
%RSD	.12210	.08536	.05623
#1	1246.2	24380.	4996.0
#2	1248.3	24350.	4992.0

Sample Name: 280-82899-A-4-B Acquired: 5/24/2016 5:34:05 Type: Unk
Method: 6500_026(v10) Mode: CONC Corr. Factor: 1.000000
User: kellyca Custom ID1: Custom ID2: Custom ID3:
Comment: 325562 6010B DenWaste

Elem	Ag3280	Al3092	As1890	B_2089	Ba4554	Be3130	Bi2230	Ca3179	Cd2288
Line	328.068 {103}	309.271 {109}	189.042 {478}	208.959 {461}	455.403 { 74}	313.042 {108}	223.061 {451}	317.933 {106}	228.802 {447}
Units	ppm	ppm	ppm	ppm	ppm	ppm	ppm	ppm	ppm
Avg	**.03628**	**29.225**	**.42999**	**6.0336**	**.69517**	**.02412**	**.16657**	**241.39**	**.03612**
Stddev	.00022	.110	.00243	.0074	.00211	.00005	.00262	1.24	.00041
%RSD	.59388	.37563	.56539	.12258	.30336	.19658	1.5707	.51486	1.1389
#1	.03613	29.148	.43171	6.0283	.69368	.02409	.16842	240.51	.03583
#2	.03644	29.303	.42827	6.0388	.69666	.02416	.16472	242.27	.03641
Check ?	Chk Pass	Chk Pass	Chk Pass	Chk Pass	Chk Pass	Chk Pass	Chk Pass	Chk Pass	Chk Pass
High Limit									
Low Limit									

Elem	Co2286	Cr2055	Cu3247	Fe2714	K_7664	Li6707	Mg2790	Mn2576	Mo2020
Line	228.616 {447}	205.560 {464}	324.754 {104}	271.441 {124}	766.490 { 44}	670.784 { 50}	279.079 {121}2	257.610 {131}	202.030 {467}
Units	ppm	ppm	ppm	ppm	ppm	ppm	ppm	ppm	ppm
Avg	**.07510**	**.09131**	**.19797**	**53.258**	**32.424**	**.29515**	**99.216**	**2.7735**	**.24865**
Stddev	.00006	.00095	.00073	.143	.074	.00109	.511	.0184	.00016
%RSD	.07536	1.0384	.37082	.26773	.22766	.37092	.51516	.66431	.06326
#1	.07514	.09198	.19849	53.157	32.371	.29438	99.578	2.7865	.24876
#2	.07506	.09064	.19745	53.359	32.476	.29593	98.855	2.7604	.24854
Check ?	Chk Pass	Chk Pass	Chk Pass	Chk Pass	Chk Pass	Chk Pass	Chk Pass	Chk Pass	Chk Pass
High Limit									
Low Limit									

Elem	Na8183	Ni2316	P_1782	Pb2203	S_1820	Sb2068	Se1960	Si2881	Sn1899
Line	818.326 { 41}	231.604 {446}	178.284 {489}	220.353 {453}	182.034 {485}	206.833 {463}	196.090 {472}	288.158 {117}	189.989 {477}
Units	ppm	ppm	ppm	ppm	ppm	ppm	ppm	ppm	ppm
Avg	**305.32**	**.11478**	**3.9822**	**.48774**	F **228.00**	**.07159**	**.19647**	**10.648**	**.56368**
Stddev	1.09	.00033	.0032	.00590	.05	.00166	.00538	.037	.01321
%RSD	.35782	.28367	.08075	1.2090	.02354	2.3178	2.7374	.35113	2.3430
#1	304.55	.11455	3.9800	.49191	228.04	.07041	.19267	10.622	.57302
#2	306.09	.11501	3.9845	.48357	227.96	.07276	.20028	10.675	.55434
Check ?	Chk Pass	Chk Pass	Chk Pass	Chk Pass	Chk Fail	Chk Pass	Chk Pass	Chk Pass	Chk Pass
High Limit					200.00				
Low Limit					-.02000				

Elem	Sr4077	Th2837	Ti3349	Tl1908	U_3701	V_2924	Zn2062	Zr3391
Line	407.771 { 83}	283.730 {119}	334.904 {101}	190.856 {477}	370.152 { 91}	292.402 {115}	206.200 {163}	339.198 { 99}
Units	ppm	ppm	ppm	ppm	ppm	ppm	ppm	ppm
Avg	**1.6710**	**.12689**	**1.2554**	**.15243**	**.27231**	**.12542**	**.68239**	**.07143**
Stddev	.0055	.00116	.0037	.00179	.00987	.00079	.00300	.00089
%RSD	.33076	.91145	.29173	1.1775	3.6244	.63319	.43976	1.2515
#1	1.6670	.12771	1.2580	.15116	.26533	.12485	.68451	.07206
#2	1.6749	.12607	1.2528	.15370	.27928	.12598	.68027	.07080
Check ?	Chk Pass	Chk Pass	Chk Pass	Chk Pass	Chk Pass	Chk Pass	Chk Pass	Chk Pass
High Limit								
Low Limit								

Int. Std.	Y_2243	Y_3600	Y_3774
Line	224.306 {450}	360.073 { 94}	377.433 { 89}
Units	Cts/S	Cts/S	Cts/S
Avg	**1419.9**	**29058.**	**5635.6**
Stddev	4.7	117.	8.3
%RSD	.32978	.40297	.14811
#1	1423.2	28975.	5641.5
#2	1416.6	29141.	5629.7

Sample Name: 280-82899-B-5-B Acquired: 5/24/2016 5:36:47 Type: Unk
Method: 6500_026(v10) Mode: CONC Corr. Factor: 1.000000
User: kellyca Custom ID1: Custom ID2: Custom ID3:
Comment: 325562 6010B DenWaste

Elem	Ag3280	Al3092	As1890	B_2089	Ba4554	Be3130	Bi2230	Ca3179	Cd2288
Line	328.068 {103}	309.271 {109}	189.042 {478}	208.959 {461}	455.403 { 74}	313.042 {108}	223.061 {451}	317.933 {106}	228.802 {447}
Units	ppm	ppm	ppm	ppm	ppm	ppm	ppm	ppm	ppm
Avg	**.00032**	**4.9124**	**.02850**	**.70549**	**.25196**	**.00018**	**-.00161**	**199.73**	**.01724**
Stddev	.00105	.0302	.00792	.00499	.00003	.00008	.00324	1.25	.00001
%RSD	327.05	.61559	27.805	.70742	.01346	44.219	201.40	.62457	.07294
#1	-.00042	4.9338	.02289	.70196	.25194	.00012	-.00390	200.61	.01723
#2	.00106	4.8910	.03410	.70902	.25199	.00024	.00068	198.85	.01725
Check ?	Chk Pass	Chk Pass	Chk Pass	Chk Pass	Chk Pass	Chk Pass	Chk Pass	Chk Pass	Chk Pass
High Limit									
Low Limit									

Elem	Co2286	Cr2055	Cu3247	Fe2599	K_7664	Li6707	Mg2790	Mn2576	Mo2020
Line	228.616 {447}	205.560 {464}	324.754 {104}	259.940 {130}	766.490 { 44}	670.784 { 50}	279.079 {121}2	257.610 {131}	202.030 {467}
Units	ppm	ppm	ppm	ppm	ppm	ppm	ppm	ppm	ppm
Avg	**.01312**	**.05007**	**.26118**	**21.333**	**85.005**	**.06818**	**64.074**	**.52256**	**1.4163**
Stddev	.00009	.00038	.00052	.088	.124	.00003	.097	.01054	.0050
%RSD	.65708	.75947	.19751	.41381	.14588	.04709	.15067	2.0176	.34971
#1	.01305	.04980	.26082	21.396	85.093	.06815	64.142	.51511	1.4128
#2	.01318	.05034	.26155	21.271	84.918	.06820	64.006	.53002	1.4198
Check ?	Chk Pass	Chk Pass	Chk Pass	Chk Pass	Chk Pass	Chk Pass	Chk Pass	Chk Pass	Chk Pass
High Limit									
Low Limit									

Elem	Na8183	Ni2316	P_1782	Pb2203	S_1820	Sb2068	Se1960	Si2881	Sn1899
Line	818.326 { 41}	231.604 {446}	178.284 {489}	220.353 {453}	182.034 {485}	206.833 {463}	196.090 {472}	288.158 {117}	189.989 {477}
Units	ppm	ppm	ppm	ppm	ppm	ppm	ppm	ppm	ppm
Avg	W **1594.1**	**.02758**	**5.8737**	**.01256**	F **575.24**	**.01334**	**.01630**	**14.412**	**.23027**
Stddev	2.8	.00099	.0311	.00023	3.29	.00200	.00937	.045	.01390
%RSD	.17467	3.5867	.53020	1.8084	.57277	14.969	57.482	.31419	6.0348
#1	1596.0	.02688	5.8517	.01240	572.91	.01193	.00968	14.444	.24010
#2	1592.1	.02828	5.8958	.01272	577.57	.01475	.02293	14.380	.22044
Check ?	Chk Warn	Chk Pass	Chk Pass	Chk Pass	Chk Fail	Chk Pass	Chk Pass	Chk Pass	Chk Pass
High Limit	500.00				200.00				
Low Limit	10.000				-.02000				

Elem	Sr4077	Th2837	Ti3349	Tl1908	U_3701	V_2924	Zn2062	Zr3391
Line	407.771 { 83}	283.730 {119}	334.904 {101}	190.856 {477}	370.152 { 91}	292.402 {115}	206.200 {163}	339.198 { 99}
Units	ppm	ppm	ppm	ppm	ppm	ppm	ppm	ppm
Avg	**1.3075**	**.00055**	**.21122**	**.00022**	**.02573**	**.03585**	**3.3923**	**.00283**
Stddev	.0025	.00151	.00043	.00234	.01871	.00024	.0128	.00050
%RSD	.19242	273.34	.20401	1080.4	72.719	.66112	.37673	17.531
#1	1.3093	.00162	.21152	.00187	.03897	.03602	3.4013	.00318
#2	1.3057	-.00051	.21091	-.00144	.01250	.03568	3.3833	.00248
Check ?	Chk Pass	Chk Pass	Chk Pass	Chk Pass	Chk Pass	Chk Pass	Chk Pass	Chk Pass
High Limit								
Low Limit								

Int. Std.	Y_2243	Y_3600	Y_3774
Line	224.306 {450}	360.073 { 94}	377.433 { 89}
Units	Cts/S	Cts/S	Cts/S
Avg	**1328.7**	**26559.**	**5418.7**
Stddev	8.8	26.	18.0
%RSD	.66418	.09741	.33158
#1	1334.9	26541.	5406.0
#2	1322.5	26577.	5431.4

Sample Name: ccvh-3900196 Acquired: 5/24/2016 5:39:50 Type: QC
Method: 6500_026(v10) Mode: CONC Corr. Factor: 1.000000
User: kellyca Custom ID1: Custom ID2: Custom ID3:
Comment:

Elem	Ag3280	Al3092	As1890	B_2089	Ba4554	Be3130	Bi2230	Ca3179	Cd2288	Co2286	Cr2055	Cu3247	Fe2714
Units	ppm	ppm	ppm	ppm	ppm	ppm	ppm	ppm	ppm	ppm	ppm	ppm	ppm
Avg	**.00219**	**48.600**	**-.00078**	**.01223**	**.00040**	**-.00018**	**1.0243**	**-.04698**	**-.00099**	**.00352**	**-.00050**	**.00918**	**48.218**
Stddev	.00002	.029	.00015	.00083	.00012	.00005	.0073	.00156	.00002	.00004	.00037	.00022	.075
%RSD	.79642	.06058	18.771	6.7723	29.807	27.117	.71602	3.3129	2.4419	1.1991	73.770	2.3736	.15532
#1	.00221	48.621	-.00068	.01281	.00032	-.00015	1.0295	-.04588	-.00101	.00355	-.00077	.00902	48.271
#2	.00218	48.579	-.00088	.01164	.00049	-.00022	1.0191	-.04808	-.00097	.00349	-.00024	.00933	48.165
Check ?	None	Chk Pass	None	None	None	None	Chk Pass	None	None	None	None	None	Chk Pass
Value													
Range													

Elem	K_7664	Li6707	Mg2790	Mn2576	Mo2020	Na8183	Ni2316	P_1782	Pb2203	S_1820	Sb2068	Se1960	Si2881
Units	ppm	ppm	ppm	ppm	ppm	ppm	ppm	ppm	ppm	ppm	ppm	ppm	ppm
Avg	**.71934**	**.00074**	**.15594**	**.01100**	**-.00092**	**264.61**	**-.00059**	**.00882**	**.00035**	**5.0254**	**.00326**	**.00912**	**.01560**
Stddev	.02344	.00098	.00169	.00096	.00044	.38	.00047	.00339	.00139	.0403	.00215	.00741	.00656
%RSD	3.2592	131.67	1.0819	8.7502	48.370	.14402	80.126	38.402	393.21	.80290	65.979	81.224	42.068
#1	.73592	.00005	.15475	.01168	-.00123	264.34	-.00026	.00643	.00134	5.0539	.00478	.01436	.02024
#2	.70276	.00143	.15714	.01031	-.00060	264.88	-.00093	.01122	-.00063	4.9969	.00174	.00388	.01096
Check ?	None	None	None	None	None	Chk Pass	None	None	None	Chk Pass	None	None	None
Value													
Range													

Elem	Sn1899	Sr4077	Th2837	Ti3349	Tl1908	U_3701	V_2924	Zn2062	Zr3391
Units	ppm	ppm	ppm	ppm	ppm	ppm	ppm	ppm	ppm
Avg	**.02699**	**.00037**	**5.0040**	**.02289**	**-.00309**	**10.329**	**-.01580**	**-.00206**	**.00021**
Stddev	.00310	.00008	.0013	.00065	.00015	.015	.00085	.00122	.00202
%RSD	11.475	22.125	.02620	2.8433	4.8805	.14107	5.4105	59.401	950.07
#1	.02918	.00042	5.0049	.02243	-.00320	10.319	-.01641	-.00292	.00164
#2	.02480	.00031	5.0030	.02335	-.00298	10.340	-.01520	-.00119	-.00122
Check ?	None	None	Chk Pass	None	None	Chk Pass	None	None	None
Value									
Range									

Int. Std.	Y_2243	Y_3600	Y_3774
Units	Cts/S	Cts/S	Cts/S
Avg	**1479.1**	**29679.**	**5470.7**
Stddev	6.2	88.	10.6
%RSD	.42029	.29735	.19461
#1	1474.7	29616.	5478.2
#2	1483.5	29741.	5463.1

Sample Name: ccv-3900195 Acquired: 5/24/2016 5:42:39 Type: QC
Method: 6500_026(v10) Mode: CONC Corr. Factor: 1.000000
User: kellyca Custom ID1: Custom ID2: Custom ID3:
Comment:

Elem	Ag3280	Al1670	As1890	B_2089	Ba4554	Be3130	Bi2230	Ca3179	Cd2288	Co2286	Cr2055	Cu3247
Units	ppm	ppm	ppm	ppm	ppm	ppm	ppm	ppm	ppm	ppm	ppm	ppm
Avg	**.51011**	**.51951**	**1.0152**	**.54217**	**.49357**	**.49046**	**.00284**	**4.8032**	**.50839**	**.50292**	**.49136**	**.51186**
Stddev	.00028	.00278	.0118	.00180	.00020	.00006	.00046	.0041	.00040	.00103	.00030	.00147
%RSD	.05413	.53457	1.1639	.33281	.03954	.01226	16.082	.08616	.07879	.20541	.06088	.28809
#1	.50992	.51754	1.0068	.54089	.49343	.49051	.00252	4.8003	.50810	.50219	.49115	.51291
#2	.51031	.52147	1.0235	.54345	.49370	.49042	.00316	4.8061	.50867	.50365	.49157	.51082
Check ?	Chk Pass	Chk Pass	Chk Pass	Chk Pass	Chk Pass	Chk Pass	None	Chk Pass	Chk Pass	Chk Pass	Chk Pass	Chk Pass
Value												
Range												

Elem	Fe2599	K_7664	Li6707	Mg2790	Mn2576	Mo2020	Na5895	Ni2316	P_1782	Pb2203	S_1820	Sb2068
Units	ppm	ppm	ppm	ppm	ppm	ppm	ppm	ppm	ppm	ppm	ppm	ppm
Avg	**2.3225**	**53.193**	**1.0939**	**20.579**	**.50265**	**.49235**	F **5.6105**	**.50755**	**1.0342**	**1.0401**	**.13336**	**1.0150**
Stddev	.0002	.026	.0020	.091	.00169	.00117	.0109	.00148	.0053	.0016	.00427	.0028
%RSD	.00829	.04901	.18294	.44116	.33582	.23685	.19410	.29166	.51625	.15766	3.2003	.27421
#1	2.3224	53.212	1.0953	20.644	.50384	.49153	5.6182	.50650	1.0380	1.0390	.13638	1.0170
#2	2.3227	53.175	1.0925	20.515	.50145	.49318	5.6028	.50860	1.0305	1.0413	.13035	1.0130
Check ?	Chk Pass	Chk Pass	Chk Pass	Chk Pass	Chk Pass	Chk Pass	Chk Fail	Chk Pass	Chk Pass	Chk Pass	None	Chk Pass
Value							5.0000					
Range							10.000%					

Elem	Se1960	Si2881	Sn1899	Sr4077	Th2837	Ti3349	Tl1908	U_3701	V_2924	Zn2062	Zr3391
Units	ppm	ppm	ppm	ppm	ppm	ppm	ppm	ppm	ppm	ppm	ppm
Avg	**1.0667**	**4.7779**	**1.0339**	**.50136**	**.00567**	**.49076**	**1.0552**	**.00926**	**.48753**	**.48844**	**.48502**
Stddev	.0039	.0100	.0002	.00013	.00027	.00115	.0112	.00205	.00037	.00285	.00039
%RSD	.36537	.20995	.02243	.02583	4.6977	.23405	1.0592	22.135	.07546	.58280	.08004
#1	1.0639	4.7850	1.0338	.50127	.00549	.48995	1.0473	.00781	.48779	.49045	.48529
#2	1.0694	4.7708	1.0341	.50145	.00586	.49157	1.0631	.01071	.48727	.48643	.48474
Check ?	Chk Pass	Chk Pass	Chk Pass	Chk Pass	None	Chk Pass	Chk Pass	None	Chk Pass	Chk Pass	Chk Pass
Value											
Range											

Int. Std.	Y_2243	Y_3600	Y_3774
Units	Cts/S	Cts/S	Cts/S
Avg	**1533.6**	**30949.**	**5594.9**
Stddev	9.1	30.	10.8
%RSD	.59010	.09809	.19257
#1	1540.0	30928.	5602.5
#2	1527.3	30970.	5587.3

Sample Name: ccb Acquired: 5/24/2016 5:45:13 Type: QC
Method: 6500_026(v10) Mode: CONC Corr. Factor: 1.000000
User: kellyca Custom ID1: Custom ID2: Custom ID3:
Comment:

Elem	Ag3280	Al1670	As1890	B_2089	Ba4554	Be3130	Bi2230	Ca3179	Cd2288	Co2286	Cr2055	Cu3247
Units	ppm	ppm	ppm	ppm	ppm	ppm	ppm	ppm	ppm	ppm	ppm	ppm
Avg	**-.00006**	**.00019**	**-.00005**	F **.00816**	**.00028**	**.00014**	**.00094**	**.00479**	**-.00029**	**-.00002**	**.00021**	**.00117**
Stddev	.00072	.00012	.00412	.00059	.00004	.00008	.00208	.00205	.00030	.00006	.00005	.00044
%RSD	1258.4	62.010	8226.2	7.1933	12.640	60.609	221.17	42.714	103.26	335.34	22.468	37.277
#1	.00045	.00028	.00286	.00774	.00026	.00008	-.00053	.00624	-.00050	.00002	.00018	.00086
#2	-.00057	.00011	-.00296	.00857	.00031	.00019	.00242	.00334	-.00008	-.00006	.00024	.00148
Check ?	Chk Pass	Chk Pass	Chk Pass	Chk Fail	Chk Pass	Chk Pass	None	Chk Pass	Chk Pass	Chk Pass	Chk Pass	Chk Pass
High Limit				.00312								
Low Limit				-.00312								

Elem	Fe2599	K_7664	Li6707	Mg2790	Mn2576	Mo2020	Na5895	Ni2316	P_1782	Pb2203	S_1820	Sb2068
Units	ppm	ppm	ppm	ppm	ppm	ppm	ppm	ppm	ppm	ppm	ppm	ppm
Avg	**.00004**	F **.72626**	**-.00035**	**.00436**	F **.00664**	**.00067**	F **.28771**	**.00017**	**.00188**	**.00232**	**.07801**	W **.00483**
Stddev	.00084	.00117	.00020	.00123	.00006	.00016	.00138	.00084	.00413	.00169	.00600	.00307
%RSD	2094.5	.16136	57.393	28.303	.94455	24.007	.47810	496.10	220.12	72.907	7.6958	63.420
#1	.00063	.72543	-.00021	.00349	.00669	.00056	.28868	.00076	.00479	.00352	.08226	.00267
#2	-.00055	.72709	-.00049	.00523	.00660	.00079	.28673	-.00042	-.00104	.00113	.07377	.00700
Check ?	Chk Pass	Chk Fail	Chk Pass	Chk Pass	Chk Fail	Chk Pass	Chk Fail	Chk Pass	Chk Pass	Chk Pass	None	Chk Warn
High Limit		.47400			.00051		.18320					.00314
Low Limit		-.47400			-.00051		-.18320					-.00314

Elem	Se1960	Si2881	Sn1899	Sr4077	Th2837	Ti3349	Tl1908	U_3701	V_2924	Zn2062	Zr3391
Units	ppm	ppm	ppm	ppm	ppm	ppm	ppm	ppm	ppm	ppm	ppm
Avg	W **.00967**	**.02672**	F **.01450**	**.00005**	**.00166**	**.00013**	**.00114**	**.00825**	**.00004**	**-.00032**	**.00056**
Stddev	.00191	.00515	.00263	.00001	.00022	.00008	.00226	.00032	.00008	.00120	.00210
%RSD	19.724	19.279	18.119	18.771	13.434	60.024	197.57	3.8940	196.82	375.34	378.21
#1	.01102	.02308	.01636	.00006	.00150	.00019	-.00045	.00803	-.00002	.00053	.00204
#2	.00832	.03037	.01265	.00004	.00181	.00008	.00274	.00848	.00010	-.00117	-.00093
Check ?	Chk Warn	Chk Pass	Chk Fail	Chk Pass	Chk Pass	Chk Pass	Chk Pass	Chk Pass	Chk Pass	Chk Pass	Chk Pass
High Limit	.00486		.01166								
Low Limit	-.00486		-.01166								

Int. Std.	Y_2243	Y_3600	Y_3774
Units	Cts/S	Cts/S	Cts/S
Avg	**1539.8**	**31384.**	**5566.6**
Stddev	4.8	515.	43.4
%RSD	.31429	1.6422	.77890
#1	1543.2	31748.	5597.2
#2	1536.4	31020.	5535.9

Sample Name: ccvl-3907489 Acquired: 5/24/2016 5:48:00 Type: QC
Method: 6500_026(v10) Mode: CONC Corr. Factor: 1.000000
User: kellyca Custom ID1: Custom ID2: Custom ID3:
Comment:

Elem	Ag3280	Al1670	As1890	B_2089	Ba4554	Be3130	Bi2230	Ca3179	Cd2288	Co2286	Cr2055	Cu3247
Units	ppm	ppm	ppm	ppm	ppm	ppm	ppm	ppm	ppm	ppm	ppm	ppm
Avg	**.01030**	**.10427**	**.01212**	**.10793**	**.01027**	**.00100**	**.11249**	**.20379**	**.00521**	**.00990**	**.01033**	**.01648**
Stddev	.00054	.00053	.00566	.00077	.00002	.00007	.00248	.00076	.00016	.00017	.00010	.00044
%RSD	5.2872	.50924	46.721	.71596	.16837	7.3889	2.2028	.37226	3.0237	1.7486	.99745	2.6787
#1	.00992	.10465	.01612	.10847	.01026	.00105	.11074	.20325	.00510	.00978	.01026	.01679
#2	.01069	.10390	.00811	.10738	.01028	.00095	.11424	.20432	.00532	.01002	.01040	.01617
Check ?	Chk Pass	Chk Pass	Chk Pass	Chk Pass	Chk Pass	Chk Pass	Chk Pass	Chk Pass	Chk Pass	Chk Pass	Chk Pass	Chk Pass
Value												
Range												

Elem	Fe2599	K_7664	Li6707	Mg2790	Mn2576	Mo2020	Na5895	Ni2316	P_1782	Pb2203	S_1820	Sb2068
Units	ppm	ppm	ppm	ppm	ppm	ppm	ppm	ppm	ppm	ppm	ppm	ppm
Avg	**.10868**	F **3.9854**	**.01038**	**.20802**	**.01215**	**.01990**	**1.1654**	**.04164**	**2.8942**	**.01083**	**.03426**	**.02302**
Stddev	.00047	.0353	.00084	.00871	.00001	.00001	.0086	.00056	.0013	.00020	.00164	.00110
%RSD	.43565	.88674	8.0842	4.1850	.04310	.04554	.73972	1.3377	.04325	1.8348	4.7956	4.8002
#1	.10834	4.0103	.00979	.21418	.01215	.01990	1.1715	.04124	2.8950	.01097	.03309	.02223
#2	.10901	3.9604	.01098	.20187	.01216	.01991	1.1593	.04203	2.8933	.01069	.03542	.02380
Check ?	Chk Pass	Chk Fail	Chk Pass	Chk Pass	Chk Pass	Chk Pass	Chk Pass	Chk Pass	Chk Pass	Chk Pass	None	Chk Pass
Value		3.0000										
Range		30.000%										

Elem	Se1960	Si2881	Sn1899	Sr4077	Th2837	Ti3349	Tl1908	U_3701	V_2924	Zn2062	Zr3391
Units	ppm	ppm	ppm	ppm	ppm	ppm	ppm	ppm	ppm	ppm	ppm
Avg	F **.02708**	**.49383**	**.10431**	**.01004**	**.01688**	**.00944**	**.01692**	**.06970**	**.01015**	**.02204**	**.01590**
Stddev	.00217	.01088	.00174	.00012	.00343	.00000	.00070	.00995	.00025	.00211	.00087
%RSD	8.0005	2.2040	1.6699	1.1694	20.338	.01013	4.1490	14.272	2.4237	9.5569	5.5002
#1	.02861	.50153	.10555	.01012	.01445	.00944	.01741	.07673	.00998	.02055	.01652
#2	.02554	.48614	.10308	.00996	.01931	.00944	.01642	.06267	.01032	.02353	.01528
Check ?	Chk Fail	Chk Pass	Chk Pass	Chk Pass	Chk Pass	Chk Pass	Chk Pass	Chk Pass	Chk Pass	Chk Pass	Chk Pass
Value	.01500										
Range	30.000%										

Int. Std.	Y_2243	Y_3600	Y_3774
Units	Cts/S	Cts/S	Cts/S
Avg	**1543.3**	**31715.**	**5560.5**
Stddev	.8	56.	17.2
%RSD	.04936	.17645	.30877
#1	1542.7	31676.	5548.4
#2	1543.8	31755.	5572.7

Sample Name: 280-82899-A-6-B Acquired: 5/24/2016 5:50:44 Type: Unk
Method: 6500_026(v10) Mode: CONC Corr. Factor: 1.000000
User: kellyca Custom ID1: Custom ID2: Custom ID3:
Comment: 325562 6010B DenWaste

Elem	Ag3280	Al3092	As1890	B_2089	Ba4554	Be3130	Bi2230	Ca3179	Cd2288
Line	328.068 {103}	309.271 {109}	189.042 {478}	208.959 {461}	455.403 { 74}	313.042 {108}	223.061 {451}	317.933 {106}	228.802 {447}
Units	ppm	ppm	ppm	ppm	ppm	ppm	ppm	ppm	ppm
Avg	**.00121**	**8.4250**	**.02233**	**2.0321**	**.73057**	**.00065**	**.00281**	**173.96**	**.10246**
Stddev	.00008	.0074	.00580	.0089	.00032	.00001	.00510	.17	.00037
%RSD	6.2492	.08798	25.971	.43880	.04348	.88745	181.53	.09803	.36544
#1	.00127	8.4198	.02643	2.0258	.73034	.00064	.00642	173.84	.10219
#2	.00116	8.4303	.01823	2.0384	.73079	.00065	-.00080	174.08	.10272
Check ?	Chk Pass	Chk Pass	Chk Pass	Chk Pass	Chk Pass	Chk Pass	Chk Pass	Chk Pass	Chk Pass
High Limit									
Low Limit									

Elem	Co2286	Cr2055	Cu3247	Fe2599	K_7664	Li6707	Mg2790	Mn2576	Mo2020
Line	228.616 {447}	205.560 {464}	324.754 {104}	259.940 {130}	766.490 { 44}	670.784 { 50}	279.079 {121}2	257.610 {131}	202.030 {467}
Units	ppm	ppm	ppm	ppm	ppm	ppm	ppm	ppm	ppm
Avg	**.01905**	W **.20601**	**.39265**	**34.394**	**95.934**	**.36668**	**107.38**	**1.4656**	**.04910**
Stddev	.00048	.00036	.00055	.066	.186	.00041	.16	.0037	.00014
%RSD	2.5029	.17426	.14099	.19060	.19358	.11074	.14838	.25137	.28699
#1	.01939	.20627	.39225	34.440	95.803	.36697	107.26	1.4630	.04920
#2	.01872	.20576	.39304	34.347	96.065	.36639	107.49	1.4682	.04900
Check ?	Chk Pass	Chk Warn	Chk Pass	Chk Pass	Chk Pass	Chk Pass	Chk Pass	Chk Pass	Chk Pass
High Limit		.10000							
Low Limit		-.01000							

Elem	Na8183	Ni2316	P_1782	Pb2203	S_1820	Sb2068	Se1960	Si2881	Sn1899
Line	818.326 { 41}	231.604 {446}	178.284 {489}	220.353 {453}	182.034 {485}	206.833 {463}	196.090 {472}	288.158 {117}	189.989 {477}
Units	ppm	ppm	ppm	ppm	ppm	ppm	ppm	ppm	ppm
Avg	W **1535.8**	**.05821**	**1.6976**	**.06652**	F **633.30**	**.01051**	**.01376**	**17.475**	**.16798**
Stddev	3.0	.00013	.0090	.00016	1.30	.00169	.00106	.011	.00222
%RSD	.19474	.22635	.52766	.24605	.20605	16.089	7.6725	.06435	1.3219
#1	1537.9	.05812	1.7040	.06663	632.37	.00931	.01301	17.467	.16641
#2	1533.7	.05830	1.6913	.06640	634.22	.01170	.01451	17.483	.16955
Check ?	Chk Warn	Chk Pass	Chk Pass	Chk Pass	Chk Fail	Chk Pass	Chk Pass	Chk Pass	Chk Pass
High Limit	500.00				200.00				
Low Limit	10.000				-.02000				

Elem	Sr4077	Th2837	Ti3349	Tl1908	U_3701	V_2924	Zn2062	Zr3391
Line	407.771 { 83}	283.730 {119}	334.904 {101}	190.856 {477}	370.152 { 91}	292.402 {115}	206.200 {163}	339.198 { 99}
Units	ppm	ppm	ppm	ppm	ppm	ppm	ppm	ppm
Avg	**2.0818**	**.00314**	**.05008**	**.00233**	**.00253**	**.02845**	**1.7156**	**.00303**
Stddev	.0002	.00168	.00008	.00292	.00970	.00035	.0027	.00141
%RSD	.01098	53.523	.15263	125.03	384.15	1.2199	.15825	46.660
#1	2.0820	.00433	.05002	.00439	.00939	.02821	1.7137	.00403
#2	2.0817	.00195	.05013	.00027	-.00434	.02870	1.7176	.00203
Check ?	Chk Pass	Chk Pass	Chk Pass	Chk Pass	Chk Pass	Chk Pass	Chk Pass	Chk Pass
High Limit								
Low Limit								

Int. Std.	Y_2243	Y_3600	Y_3774
Line	224.306 {450}	360.073 { 94}	377.433 { 89}
Units	Cts/S	Cts/S	Cts/S
Avg	**1340.3**	**26651.**	**5371.7**
Stddev	3.7	64.	16.7
%RSD	.27480	.23935	.31078
#1	1342.9	26696.	5383.5
#2	1337.6	26606.	5359.9

Sample Name: 280-82899-A-7-B Acquired: 5/24/2016 5:54:28 Type: Unk
Method: 6500_026(v10) Mode: CONC Corr. Factor: 1.000000
User: kellyca Custom ID1: Custom ID2: Custom ID3:
Comment: 325562 6010B DenWaste

Elem	Ag3280	Al3092	As1890	B_2089	Ba4554	Be3130	Bi2230	Ca3179	Cd2288
Line	328.068 {103}	309.271 {109}	189.042 {478}	208.959 {461}	455.403 { 74}	313.042 {108}	223.061 {451}	317.933 {106}	228.802 {447}
Units	ppm	ppm	ppm	ppm	ppm	ppm	ppm	ppm	ppm
Avg	**.00296**	**13.916**	**.04018**	**1.7130**	**.50494**	**.00337**	**.00547**	**115.43**	**.13747**
Stddev	.00024	.001	.00007	.0055	.00012	.00001	.00091	.59	.00028
%RSD	8.0473	.00975	.17972	.32239	.02369	.29332	16.624	.51230	.20250
#1	.00313	13.917	.04023	1.7091	.50486	.00337	.00612	115.85	.13767
#2	.00279	13.915	.04013	1.7169	.50503	.00336	.00483	115.01	.13728
Check ?	Chk Pass	Chk Pass	Chk Pass	Chk Pass	Chk Pass	Chk Pass	Chk Pass	Chk Pass	Chk Pass
High Limit									
Low Limit									

Elem	Co2286	Cr2055	Cu3247	Fe2714	K_7664	Li6707	Mg2790	Mn2576	Mo2020
Line	228.616 {447}	205.560 {464}	324.754 {104}	271.441 {124}	766.490 { 44}	670.784 { 50}	279.079 {121}2	257.610 {131}	202.030 {467}
Units	ppm	ppm	ppm	ppm	ppm	ppm	ppm	ppm	ppm
Avg	**.01549**	W **.76883**	**.29423**	**91.309**	W **155.14**	**.19195**	**38.384**	**1.3095**	**.07370**
Stddev	.00049	.00076	.00154	.678	.13	.00015	.148	.0050	.00060
%RSD	3.1636	.09855	.52191	.74290	.08335	.07842	.38534	.37869	.82002
#1	.01515	.76829	.29314	91.789	155.05	.19184	38.280	1.3060	.07413
#2	.01584	.76936	.29531	90.829	155.23	.19206	38.489	1.3130	.07328
Check ?	Chk Pass	Chk Warn	Chk Pass	Chk Pass	Chk Warn	Chk Pass	Chk Pass	Chk Pass	Chk Pass
High Limit		.10000			100.00				
Low Limit		-.01000			-.50000				

Elem	Na8183	Ni2316	P_1782	Pb2203	S_1820	Sb2068	Se1960	Si2881	Sn1899
Line	818.326 { 41}	231.604 {446}	178.284 {489}	220.353 {453}	182.034 {485}	206.833 {463}	196.090 {472}	288.158 {117}	189.989 {477}
Units	ppm	ppm	ppm	ppm	ppm	ppm	ppm	ppm	ppm
Avg	W **3313.3**	**.06368**	F **227.00**	**.03345**	F **588.55**	**.01678**	**.01305**	**14.146**	**.46913**
Stddev	.2	.00111	.28	.00026	.55	.00057	.00705	.002	.00125
%RSD	.00568	1.7448	.12244	.78864	.09344	3.4095	54.003	.01655	.26616
#1	3313.1	.06289	226.80	.03327	588.16	.01719	.01803	14.145	.46824
#2	3313.4	.06447	227.20	.03364	588.94	.01638	.00807	14.148	.47001
Check ?	Chk Warn	Chk Pass	Chk Fail	Chk Pass	Chk Fail	Chk Pass	Chk Pass	Chk Pass	Chk Pass
High Limit	500.00		50.000		200.00				
Low Limit	10.000		-2.0000		-.02000				

Elem	Sr4077	Th2837	Ti3349	Tl1908	U_3701	V_2924	Zn2062	Zr3391
Line	407.771 { 83}	283.730 {119}	334.904 {101}	190.856 {477}	370.152 { 91}	292.402 {115}	206.200 {163}	339.198 { 99}
Units	ppm	ppm	ppm	ppm	ppm	ppm	ppm	ppm
Avg	**1.1490**	**.01661**	**.25293**	**.01033**	**.29372**	**.89835**	**1.8423**	**.05387**
Stddev	.0017	.00230	.00050	.00227	.01263	.00420	.0028	.00045
%RSD	.14871	13.867	.19964	21.996	4.3009	.46744	.15406	.82908
#1	1.1503	.01823	.25329	.01194	.28478	.89538	1.8403	.05356
#2	1.1478	.01498	.25258	.00872	.30265	.90132	1.8443	.05419
Check ?	Chk Pass	Chk Pass	Chk Pass	Chk Pass	Chk Pass	Chk Pass	Chk Pass	Chk Pass
High Limit								
Low Limit								

Int. Std.	Y_2243	Y_3600	Y_3774
Line	224.306 {450}	360.073 { 94}	377.433 { 89}
Units	Cts/S	Cts/S	Cts/S
Avg	**1454.5**	**28843.**	**6215.2**
Stddev	2.5	77.	20.3
%RSD	.17135	.26703	.32589
#1	1456.2	28898.	6200.9
#2	1452.7	28789.	6229.5

Sample Name: 280-82899-A-8-B Acquired: 5/24/2016 5:57:29 Type: Unk
Method: 6500_026(v10) Mode: CONC Corr. Factor: 1.000000
User: kellyca Custom ID1: Custom ID2: Custom ID3:
Comment: 325562 6010B DenWaste

Elem	Ag3280	Al3092	As1890	B_2089	Ba4554	Be3130	Bi2230	Ca3179	Cd2288
Line	328.068 {103}	309.271 {109}	189.042 {478}	208.959 {461}	455.403 { 74}	313.042 {108}	223.061 {451}	317.933 {106}	228.802 {447}
Units	ppm	ppm	ppm	ppm	ppm	ppm	ppm	ppm	ppm
Avg	**.00277**	**14.054**	**.03408**	**3.8799**	**.84076**	**.00085**	**.00231**	**329.85**	**.02499**
Stddev	.00024	.029	.00038	.0017	.00230	.00000	.00049	1.22	.00016
%RSD	8.4969	.20600	1.1156	.04305	.27343	.57960	21.378	.36950	.64482
#1	.00261	14.033	.03435	3.8787	.83914	.00085	.00266	330.71	.02488
#2	.00294	14.074	.03381	3.8811	.84239	.00084	.00196	328.99	.02511
Check ?	Chk Pass	Chk Pass	Chk Pass	Chk Pass	Chk Pass	Chk Pass	Chk Pass	Chk Pass	Chk Pass
High Limit									
Low Limit									

Elem	Co2286	Cr2055	Cu3247	Fe2714	K_7664	Li6707	Mg2790	Mn2576	Mo2020
Line	228.616 {447}	205.560 {464}	324.754 {104}	271.441 {124}	766.490 { 44}	670.784 { 50}	279.079 {121}2	257.610 {131}	202.030 {467}
Units	ppm	ppm	ppm	ppm	ppm	ppm	ppm	ppm	ppm
Avg	**.01985**	W **.10633**	**.38396**	**54.121**	**52.378**	**.14718**	**78.081**	**1.8363**	**.05266**
Stddev	.00004	.00045	.00102	.142	.031	.00011	.369	.0080	.00010
%RSD	.21708	.41941	.26524	.26218	.05841	.07632	.47317	.43733	.18638
#1	.01988	.10665	.38324	54.221	52.399	.14726	78.343	1.8420	.05259
#2	.01982	.10601	.38468	54.020	52.356	.14710	77.820	1.8307	.05272
Check ?	Chk Pass	Chk Warn	Chk Pass	Chk Pass	Chk Pass	Chk Pass	Chk Pass	Chk Pass	Chk Pass
High Limit		.10000							
Low Limit		-.01000							

Elem	Na8183	Ni2316	P_1782	Pb2203	S_1820	Sb2068	Se1960	Si2881	Sn1899
Line	818.326 { 41}	231.604 {446}	178.284 {489}	220.353 {453}	182.034 {485}	206.833 {463}	196.090 {472}	288.158 {117}	189.989 {477}
Units	ppm	ppm	ppm	ppm	ppm	ppm	ppm	ppm	ppm
Avg	W **618.84**	**.07612**	**3.8777**	**.08695**	F **942.37**	**.04261**	**.03692**	**26.438**	**.60319**
Stddev	.80	.00007	.0040	.00220	.53	.00370	.00512	.122	.00288
%RSD	.12851	.09035	.10268	2.5329	.05615	8.6878	13.876	.45982	.47806
#1	618.28	.07617	3.8749	.08850	941.99	.04523	.03329	26.523	.60115
#2	619.40	.07607	3.8805	.08539	942.74	.03999	.04054	26.352	.60523
Check ?	Chk Warn	Chk Pass	Chk Pass	Chk Pass	Chk Fail	Chk Pass	Chk Pass	Chk Pass	Chk Pass
High Limit	500.00				200.00				
Low Limit	10.000				-.02000				

Elem	Sr4077	Th2837	Ti3349	Tl1908	U_3701	V_2924	Zn2062	Zr3391
Line	407.771 { 83}	283.730 {119}	334.904 {101}	190.856 {477}	370.152 { 91}	292.402 {115}	206.200 {163}	339.198 { 99}
Units	ppm	ppm	ppm	ppm	ppm	ppm	ppm	ppm
Avg	**1.7956**	**.00059**	**.19461**	**.00154**	**.02911**	**.03777**	**.68183**	**.01414**
Stddev	.0020	.00079	.00000	.00126	.00072	.00008	.00903	.00023
%RSD	.11009	135.37	.00216	81.783	2.4843	.21658	1.3242	1.6211
#1	1.7942	.00115	.19462	.00244	.02962	.03783	.68821	.01398
#2	1.7970	.00003	.19461	.00065	.02860	.03771	.67544	.01430
Check ?	Chk Pass	Chk Pass	Chk Pass	Chk Pass	Chk Pass	Chk Pass	Chk Pass	Chk Pass
High Limit								
Low Limit								

Int. Std.	Y_2243	Y_3600	Y_3774
Line	224.306 {450}	360.073 { 94}	377.433 { 89}
Units	Cts/S	Cts/S	Cts/S
Avg	**1377.2**	**27586.**	**5446.5**
Stddev	3.6	42.	19.5
%RSD	.25843	.15302	.35852
#1	1379.8	27556.	5432.7
#2	1374.7	27616.	5460.3

Sample Name: 280-82899-A-9-B Acquired: 5/24/2016 6:00:33 Type: Unk
Method: 6500_026(v10) Mode: CONC Corr. Factor: 1.000000
User: kellyca Custom ID1: Custom ID2: Custom ID3:
Comment: 325562 6010B DenWaste

Elem	Ag3280	Al3092	As1890	B_2089	Ba4554	Be3130	Bi2230	Ca3179	Cd2288
Line	328.068 {103}	309.271 {109}	189.042 {478}	208.959 {461}	455.403 { 74}	313.042 {108}	223.061 {451}	317.933 {106}	228.802 {447}
Units	ppm	ppm	ppm	ppm	ppm	ppm	ppm	ppm	ppm
Avg	**.05323**	**16.305**	**.03989**	**2.1241**	**.99987**	**.00074**	**.03333**	**295.96**	**.00544**
Stddev	.00065	.092	.00026	.0033	.00232	.00005	.00415	1.55	.00025
%RSD	1.2136	.56372	.65784	.15621	.23189	7.3800	12.447	.52469	4.6858
#1	.05369	16.370	.04007	2.1217	1.0015	.00070	.03039	297.06	.00526
#2	.05278	16.240	.03970	2.1264	.99823	.00078	.03626	294.86	.00562
Check ?	Chk Pass	Chk Pass	Chk Pass	Chk Pass	Chk Pass	Chk Pass	Chk Pass	Chk Pass	Chk Pass
High Limit									
Low Limit									

Elem	Co2286	Cr2055	Cu3247	Fe2714	K_7664	Li6707	Mg2790	Mn2576	Mo2020
Line	228.616 {447}	205.560 {464}	324.754 {104}	271.441 {124}	766.490 { 44}	670.784 { 50}	279.079 {121}2	257.610 {131}	202.030 {467}
Units	ppm	ppm	ppm	ppm	ppm	ppm	ppm	ppm	ppm
Avg	**.02681**	**.09596**	**.35027**	**61.136**	W **173.47**	**.14391**	**67.954**	**2.5938**	**.08039**
Stddev	.00072	.00070	.00025	.533	.37	.00071	.037	.0006	.00032
%RSD	2.6987	.72616	.07260	.87159	.21424	.49557	.05475	.02524	.39310
#1	.02732	.09546	.35045	61.513	173.73	.14441	67.928	2.5942	.08017
#2	.02630	.09645	.35009	60.760	173.20	.14340	67.981	2.5933	.08062
Check ?	Chk Pass	Chk Pass	Chk Pass	Chk Pass	Chk Warn	Chk Pass	Chk Pass	Chk Pass	Chk Pass
High Limit					100.00				
Low Limit					-.50000				

Elem	Na8183	Ni2316	P_1782	Pb2203	S_1820	Sb2068	Se1960	Si2881	Sn1899
Line	818.326 { 41}	231.604 {446}	178.284 {489}	220.353 {453}	182.034 {485}	206.833 {463}	196.090 {472}	288.158 {117}	189.989 {477}
Units	ppm	ppm	ppm	ppm	ppm	ppm	ppm	ppm	ppm
Avg	W **3811.4**	**.06997**	**6.4147**	**.08254**	F **484.97**	**.01299**	**.02121**	**29.725**	F **20.239**
Stddev	6.3	.00017	.0232	.00327	1.77	.00012	.00277	.077	.063
%RSD	.16479	.24142	.36097	3.9566	.36512	.93788	13.074	.25866	.31345
#1	3815.8	.07009	6.3984	.08023	483.72	.01290	.02317	29.780	20.194
#2	3806.9	.06985	6.4311	.08485	486.22	.01308	.01925	29.671	20.284
Check ?	Chk Warn	Chk Pass	Chk Pass	Chk Pass	Chk Fail	Chk Pass	Chk Pass	Chk Pass	Chk Fail
High Limit	500.00				200.00				20.000
Low Limit	10.000				-.02000				-.10000

Elem	Sr4077	Th2837	Ti3349	Tl1908	U_3701	V_2924	Zn2062	Zr3391
Line	407.771 { 83}	283.730 {119}	334.904 {101}	190.856 {477}	370.152 { 91}	292.402 {115}	206.200 {163}	339.198 { 99}
Units	ppm	ppm	ppm	ppm	ppm	ppm	ppm	ppm
Avg	**2.7234**	**.00480**	**.33117**	**-.00128**	**.01042**	**.04561**	**.99398**	**.02214**
Stddev	.0086	.00135	.00076	.00006	.00628	.00055	.00125	.00176
%RSD	.31462	28.059	.22885	4.3524	60.305	1.2060	.12626	7.9547
#1	2.7295	.00385	.33170	-.00132	.01486	.04522	.99486	.02338
#2	2.7173	.00575	.33063	-.00124	.00598	.04600	.99309	.02089
Check ?	Chk Pass	Chk Pass	Chk Pass	Chk Pass	Chk Pass	Chk Pass	Chk Pass	Chk Pass
High Limit								
Low Limit								

Int. Std.	Y_2243	Y_3600	Y_3774
Line	224.306 {450}	360.073 { 94}	377.433 { 89}
Units	Cts/S	Cts/S	Cts/S
Avg	**1217.8**	**24288.**	**5207.0**
Stddev	3.6	38.	29.1
%RSD	.29200	.15467	.55895
#1	1220.3	24261.	5186.4
#2	1215.2	24315.	5227.6

Sample Name: 280-82899-A-10-B Acquired: 5/24/2016 6:03:36 Type: Unk
Method: 6500_026(v10) Mode: CONC Corr. Factor: 1.000000
User: kellyca Custom ID1: Custom ID2: Custom ID3:
Comment: 325562 6010B DenWaste

Elem	Ag3280	Al3092	As1890	B_2089	Ba4554	Be3130	Bi2230	Ca3179	Cd2288
Line	328.068 {103}	309.271 {109}	189.042 {478}	208.959 {461}	455.403 { 74}	313.042 {108}	223.061 {451}	317.933 {106}	228.802 {447}
Units	ppm	ppm	ppm	ppm	ppm	ppm	ppm	ppm	ppm
Avg	**.00205**	**7.3067**	**.02748**	**2.3579**	**.30750**	**.00053**	**.01971**	**142.74**	**.00334**
Stddev	.00035	.0625	.00013	.0043	.00014	.00007	.00116	.14	.00023
%RSD	16.950	.85526	.48959	.18211	.04550	13.322	5.9003	.10045	6.9715
#1	.00181	7.2625	.02738	2.3609	.30760	.00048	.02053	142.64	.00350
#2	.00230	7.3509	.02757	2.3549	.30741	.00058	.01888	142.85	.00317
Check ?	Chk Pass	Chk Pass	Chk Pass	Chk Pass	Chk Pass	Chk Pass	Chk Pass	Chk Pass	Chk Pass
High Limit									
Low Limit									

Elem	Co2286	Cr2055	Cu3247	Fe2714	K_7664	Li6707	Mg2790	Mn2576	Mo2020
Line	228.616 {447}	205.560 {464}	324.754 {104}	271.441 {124}	766.490 { 44}	670.784 { 50}	279.079 {121}2	257.610 {131}	202.030 {467}
Units	ppm	ppm	ppm	ppm	ppm	ppm	ppm	ppm	ppm
Avg	**.03843**	**.06872**	**.50900**	**49.439**	W **274.65**	**.09188**	**47.838**	**1.4510**	**.21453**
Stddev	.00017	.00013	.00005	.119	.03	.00065	.017	.0019	.00092
%RSD	.43148	.18227	.01067	.24135	.01197	.71139	.03533	.12731	.42671
#1	.03855	.06881	.50896	49.524	274.63	.09142	47.826	1.4497	.21518
#2	.03831	.06863	.50904	49.355	274.68	.09234	47.850	1.4523	.21389
Check ?	Chk Pass	Chk Pass	Chk Pass	Chk Pass	Chk Warn	Chk Pass	Chk Pass	Chk Pass	Chk Pass
High Limit					100.00				
Low Limit					-.50000				

Elem	Na8183	Ni2316	P_1782	Pb2203	S_1820	Sb2068	Se1960	Si2881	Sn1899
Line	818.326 { 41}	231.604 {446}	178.284 {489}	220.353 {453}	182.034 {485}	206.833 {463}	196.090 {472}	288.158 {117}	189.989 {477}
Units	ppm	ppm	ppm	ppm	ppm	ppm	ppm	ppm	ppm
Avg	W **820.62**	**.07343**	**1.9867**	**.02954**	F **659.81**	**.01039**	**.02065**	**13.015**	**.37367**
Stddev	.08	.00000	.0011	.00115	1.17	.00133	.00325	.032	.00439
%RSD	.00970	.00047	.05665	3.8910	.17682	12.794	15.728	.24261	1.1755
#1	820.56	.07343	1.9875	.02873	660.64	.00945	.01836	13.037	.37678
#2	820.67	.07343	1.9859	.03035	658.99	.01133	.02295	12.993	.37057
Check ?	Chk Warn	Chk Pass	Chk Pass	Chk Pass	Chk Fail	Chk Pass	Chk Pass	Chk Pass	Chk Pass
High Limit	500.00				200.00				
Low Limit	10.000				-.02000				

Elem	Sr4077	Th2837	Ti3349	Tl1908	U_3701	V_2924	Zn2062	Zr3391
Line	407.771 { 83}	283.730 {119}	334.904 {101}	190.856 {477}	370.152 { 91}	292.402 {115}	206.200 {163}	339.198 { 99}
Units	ppm	ppm	ppm	ppm	ppm	ppm	ppm	ppm
Avg	**1.0680**	**.00341**	**.11274**	**-.00031**	**.01406**	**.03169**	**.97727**	**.01055**
Stddev	.0019	.00033	.00007	.00312	.01936	.00029	.00137	.00088
%RSD	.17653	9.5916	.06635	1009.6	137.69	.90542	.13984	8.3512
#1	1.0667	.00364	.11269	-.00251	.00037	.03190	.97631	.00993
#2	1.0694	.00318	.11280	.00190	.02775	.03149	.97824	.01118
Check ?	Chk Pass	Chk Pass	Chk Pass	Chk Pass	Chk Pass	Chk Pass	Chk Pass	Chk Pass
High Limit								
Low Limit								

Int. Std.	Y_2243	Y_3600	Y_3774
Line	224.306 {450}	360.073 { 94}	377.433 { 89}
Units	Cts/S	Cts/S	Cts/S
Avg	**1351.8**	**27094.**	**5432.0**
Stddev	1.9	41.	6.1
%RSD	.13757	.15166	.11185
#1	1350.5	27123.	5436.3
#2	1353.2	27065.	5427.7

Sample Name: 280-82899-A-11-B Acquired: 5/24/2016 6:06:42 Type: Unk
Method: 6500_026(v10) Mode: CONC Corr. Factor: 1.000000
User: kellyca Custom ID1: Custom ID2: Custom ID3:
Comment: 325562 6010B DenWaste

Elem	Ag3280	Al3092	As1890	B_2089	Ba4554	Be3130	Bi2230	Ca3179	Cd2288
Line	328.068 {103}	309.271 {109}	189.042 {478}	208.959 {461}	455.403 { 74}	313.042 {108}	223.061 {451}	317.933 {106}	228.802 {447}
Units	ppm	ppm	ppm	ppm	ppm	ppm	ppm	ppm	ppm
Avg	**.00538**	**9.0221**	**.09045**	**5.6671**	**1.5484**	**.00028**	**.00411**	**219.45**	**.00213**
Stddev	.00060	.0025	.00117	.0014	.0020	.00002	.00156	.52	.00025
%RSD	11.232	.02774	1.2944	.02391	.12774	5.5960	38.023	.23527	11.636
#1	.00495	9.0239	.08962	5.6661	1.5498	.00027	.00522	219.09	.00231
#2	.00580	9.0204	.09128	5.6680	1.5470	.00029	.00301	219.82	.00196
Check ?	Chk Pass	Chk Pass	Chk Pass	Chk Pass	Chk Pass	Chk Pass	Chk Pass	Chk Pass	Chk Pass
High Limit									
Low Limit									

Elem	Co2286	Cr2055	Cu3247	Fe2599	K_7664	Li6707	Mg2790	Mn2576	Mo2020
Line	228.616 {447}	205.560 {464}	324.754 {104}	259.940 {130}	766.490 { 44}	670.784 { 50}	279.079 {121}2	257.610 {131}	202.030 {467}
Units	ppm	ppm	ppm	ppm	ppm	ppm	ppm	ppm	ppm
Avg	**.02229**	**.09239**	**.19983**	**29.865**	F **1046.1**	**.31483**	**112.57**	**2.2812**	**.05087**
Stddev	.00002	.00104	.00052	.014	12.0	.00012	.27	.0101	.00015
%RSD	.08889	1.1280	.25865	.04765	1.1470	.03655	.24031	.44399	.29346
#1	.02230	.09165	.20019	29.855	1054.6	.31475	112.76	2.2884	.05076
#2	.02227	.09313	.19946	29.875	1037.6	.31491	112.38	2.2741	.05097
Check ?	Chk Pass	Chk Pass	Chk Pass	Chk Pass	Chk Fail	Chk Pass	Chk Pass	Chk Pass	Chk Pass
High Limit					500.00				
Low Limit					-2.0000				

Elem	Na8183	Ni2316	P_1782	Pb2203	S_1820	Sb2068	Se1960	Si2881	Sn1899
Line	818.326 { 41}	231.604 {446}	178.284 {489}	220.353 {453}	182.034 {485}	206.833 {463}	196.090 {472}	288.158 {117}	189.989 {477}
Units	ppm	ppm	ppm	ppm	ppm	ppm	ppm	ppm	ppm
Avg	W **6634.6**	**.07285**	**8.9023**	**.01400**	F **466.54**	**.01774**	**.01741**	**19.513**	**1.1951**
Stddev	3.1	.00057	.0243	.00200	.10	.00016	.00388	.011	.0015
%RSD	.04649	.78245	.27328	14.291	.02195	.91221	22.301	.05871	.12934
#1	6632.4	.07325	8.9195	.01259	466.46	.01786	.02016	19.521	1.1940
#2	6636.8	.07245	8.8851	.01542	466.61	.01763	.01467	19.505	1.1962
Check ?	Chk Warn	Chk Pass	Chk Pass	Chk Pass	Chk Fail	Chk Pass	Chk Pass	Chk Pass	Chk Pass
High Limit	500.00				200.00				
Low Limit	10.000				-.02000				

Elem	Sr4077	Th2837	Ti3349	Tl1908	U_3701	V_2924	Zn2062	Zr3391
Line	407.771 { 83}	283.730 {119}	334.904 {101}	190.856 {477}	370.152 { 91}	292.402 {115}	206.200 {163}	339.198 { 99}
Units	ppm	ppm	ppm	ppm	ppm	ppm	ppm	ppm
Avg	**3.1616**	**.00000**	**.43748**	**-.00603**	**.00803**	**.08807**	**.92831**	**.01208**
Stddev	.0016	.00081	.00057	.00217	.02113	.00158	.00771	.00157
%RSD	.05091	100970.	.13099	35.924	263.01	1.7947	.83060	13.004
#1	3.1628	.00057	.43708	-.00756	-.00691	.08919	.93376	.01097
#2	3.1605	-.00057	.43789	-.00450	.02297	.08695	.92286	.01319
Check ?	Chk Pass	Chk Pass	Chk Pass	Chk Pass	Chk Pass	Chk Pass	Chk Pass	Chk Pass
High Limit								
Low Limit								

Int. Std.	Y_2243	Y_3600	Y_3774
Line	224.306 {450}	360.073 { 94}	377.433 { 89}
Units	Cts/S	Cts/S	Cts/S
Avg	**1107.5**	**22184.**	**5012.9**
Stddev	.8	10.	7.2
%RSD	.07649	.04605	.14412
#1	1108.1	22177.	5018.0
#2	1106.9	22191.	5007.8

Sample Name: 280-82899-A-11-Bsd@5 Acquired: 5/24/2016 6:09:52 Type: Unk
Method: 6500_026(v10) Mode: CONC Corr. Factor: 1.000000
User: kellyca Custom ID1: Custom ID2: Custom ID3:
Comment: 325562 6010B DenWaste

Elem	Ag3280	Al1670	As1890	B_2089	Ba4554	Be3130	Bi2230	Ca3179	Cd2288
Line	328.068 {103}	167.079 {502}	189.042 {478}	208.959 {461}	455.403 { 74}	313.042 {108}	223.061 {451}	317.933 {106}	228.802 {447}
Units	ppm	ppm	ppm	ppm	ppm	ppm	ppm	ppm	ppm
Avg	**.00049**	**1.5288**	**.01722**	**1.1865**	**.31199**	**.00003**	**.00563**	**47.656**	**.00067**
Stddev	.00035	.0006	.00340	.0012	.00107	.00002	.00201	.354	.00044
%RSD	70.340	.04134	19.723	.10139	.34309	49.646	35.814	.74371	65.599
#1	.00074	1.5293	.01962	1.1856	.31275	.00002	.00420	47.906	.00036
#2	.00025	1.5284	.01482	1.1873	.31123	.00005	.00705	47.405	.00097
Check ?	Chk Pass	Chk Pass	Chk Pass	Chk Pass	Chk Pass	Chk Pass	Chk Pass	Chk Pass	Chk Pass
High Limit									
Low Limit									

Elem	Co2286	Cr2055	Cu3247	Fe2599	K_7664	Li6707	Mg2790	Mn2576	Mo2020
Line	228.616 {447}	205.560 {464}	324.754 {104}	259.940 {130}	766.490 { 44}	670.784 { 50}	279.079 {121}2	257.610 {131}	202.030 {467}
Units	ppm	ppm	ppm	ppm	ppm	ppm	ppm	ppm	ppm
Avg	**.00880**	**.01970**	**.03918**	**6.5226**	W **218.84**	**.05728**	**24.776**	**.49348**	**.01060**
Stddev	.00034	.00025	.00007	.0455	.09	.00085	.044	.00110	.00036
%RSD	3.8117	1.2546	.18945	.69785	.04232	1.4885	.17608	.22327	3.4394
#1	.00856	.01952	.03912	6.5548	218.77	.05788	24.745	.49270	.01034
#2	.00904	.01987	.03923	6.4904	218.90	.05668	24.807	.49426	.01085
Check ?	Chk Pass	Chk Pass	Chk Pass	Chk Pass	Chk Warn	Chk Pass	Chk Pass	Chk Pass	Chk Pass
High Limit					100.00				
Low Limit					-.50000				

Elem	Na8183	Ni2316	P_1782	Pb2203	S_1820	Sb2068	Se1960	Si2881	Sn1899
Line	818.326 { 41}	231.604 {446}	178.284 {489}	220.353 {453}	182.034 {485}	206.833 {463}	196.090 {472}	288.158 {117}	189.989 {477}
Units	ppm	ppm	ppm	ppm	ppm	ppm	ppm	ppm	ppm
Avg	W **1267.5**	**.01599**	**1.6916**	**.00534**	**87.432**	**.00397**	**.01580**	**3.8384**	**.26016**
Stddev	3.3	.00033	.0083	.00287	.164	.00092	.00432	.0053	.00425
%RSD	.25896	2.0687	.49244	53.701	.18809	23.249	27.363	.13807	1.6322
#1	1269.8	.01622	1.6857	.00737	87.549	.00332	.01274	3.8421	.26316
#2	1265.2	.01575	1.6975	.00331	87.316	.00462	.01886	3.8346	.25715
Check ?	Chk Warn	Chk Pass	Chk Pass	Chk Pass	Chk Pass	Chk Pass	Chk Pass	Chk Pass	Chk Pass
High Limit	500.00								
Low Limit	10.000								

Elem	Sr4077	Th2837	Ti3349	Tl1908	U_3701	V_2924	Zn2062	Zr3391
Line	407.771 { 83}	283.730 {119}	334.904 {101}	190.856 {477}	370.152 { 91}	292.402 {115}	206.200 {163}	339.198 { 99}
Units	ppm	ppm	ppm	ppm	ppm	ppm	ppm	ppm
Avg	**.64125**	**.00075**	**.09046**	**-.00011**	**.01890**	**.01803**	**.21383**	**.00211**
Stddev	.00101	.00040	.00031	.00099	.00032	.00097	.00065	.00065
%RSD	.15692	54.017	.34169	888.46	1.7189	5.3776	.30553	30.878
#1	.64196	.00103	.09068	.00059	.01867	.01734	.21336	.00165
#2	.64054	.00046	.09024	-.00081	.01912	.01871	.21429	.00257
Check ?	Chk Pass	Chk Pass	Chk Pass	Chk Pass	Chk Pass	Chk Pass	Chk Pass	Chk Pass
High Limit								
Low Limit								

Int. Std.	Y_2243	Y_3600	Y_3774
Line	224.306 {450}	360.073 { 94}	377.433 { 89}
Units	Cts/S	Cts/S	Cts/S
Avg	**1352.1**	**26600.**	**5317.0**
Stddev	.8	1.	31.0
%RSD	.05913	.00297	.58298
#1	1352.7	26600.	5295.1
#2	1351.5	26599.	5338.9

Sample Name: ccvh-3900196 Acquired: 5/24/2016 6:13:02 Type: QC
Method: 6500_026(v10) Mode: CONC Corr. Factor: 1.000000
User: kellyca Custom ID1: Custom ID2: Custom ID3:
Comment:

Elem	Ag3280	Al3092	As1890	B_2089	Ba4554	Be3130	Bi2230	Ca3179	Cd2288	Co2286	Cr2055	Cu3247	Fe2714
Units	ppm	ppm	ppm	ppm	ppm	ppm	ppm	ppm	ppm	ppm	ppm	ppm	ppm
Avg	**.00225**	**48.064**	**-.00076**	**.01311**	**.00047**	**-.00013**	**1.0092**	**-.05238**	**-.00096**	**.00309**	**-.00048**	**.00905**	**47.790**
Stddev	.00085	.058	.00034	.00079	.00016	.00007	.0020	.00239	.00001	.00043	.00012	.00024	.042
%RSD	37.819	.12033	44.315	5.9918	34.848	49.801	.20023	4.5560	.73589	13.944	24.268	2.6246	.08846
#1	.00165	48.023	-.00100	.01366	.00059	-.00018	1.0106	-.05406	-.00096	.00339	-.00040	.00889	47.760
#2	.00285	48.105	-.00052	.01255	.00035	-.00009	1.0078	-.05069	-.00097	.00278	-.00057	.00922	47.820
Check ?	None	Chk Pass	None	None	None	None	Chk Pass	None	None	None	None	None	Chk Pass
Value													
Range													

Elem	K_7664	Li6707	Mg2790	Mn2576	Mo2020	Na8183	Ni2316	P_1782	Pb2203	S_1820	Sb2068	Se1960	Si2881
Units	ppm	ppm	ppm	ppm	ppm	ppm	ppm	ppm	ppm	ppm	ppm	ppm	ppm
Avg	**.80909**	**-.00042**	**.15466**	**-.00049**	**-.00244**	**264.29**	**-.00105**	**.00795**	**-.00043**	**4.8885**	**.00016**	**.00993**	**.01277**
Stddev	.03838	.00006	.00681	.00001	.00056	.66	.00010	.00408	.00117	.0001	.00044	.00825	.00533
%RSD	4.7439	13.489	4.4022	1.8810	23.118	.24977	9.0815	51.304	273.43	.00112	281.90	83.075	41.742
#1	.83623	-.00038	.15947	-.00049	-.00204	263.82	-.00098	.00507	-.00126	4.8885	.00047	.00409	.01654
#2	.78195	-.00046	.14984	-.00048	-.00284	264.75	-.00112	.01083	.00040	4.8886	-.00015	.01576	.00900
Check ?	None	None	None	None	None	Chk Pass	None	None	None	Chk Pass	None	None	None
Value													
Range													

Elem	Sn1899	Sr4077	Th2837	Ti3349	Tl1908	U_3701	V_2924	Zn2062	Zr3391
Units	ppm	ppm	ppm	ppm	ppm	ppm	ppm	ppm	ppm
Avg	**.00146**	**.00044**	**4.9297**	**.02232**	**-.00132**	**10.201**	**-.01517**	**-.00219**	**.00617**
Stddev	.00087	.00001	.0197	.00001	.00062	.012	.00066	.00178	.00016
%RSD	59.555	2.4791	.39912	.06504	47.193	.11313	4.3573	81.306	2.6659
#1	.00207	.00045	4.9158	.02231	-.00088	10.209	-.01563	-.00345	.00629
#2	.00084	.00044	4.9436	.02233	-.00177	10.192	-.01470	-.00093	.00606
Check ?	None	None	Chk Pass	None	None	Chk Pass	None	None	None
Value									
Range									

Int. Std.	Y_2243	Y_3600	Y_3774
Units	Cts/S	Cts/S	Cts/S
Avg	**1490.8**	**29947.**	**5427.7**
Stddev	.4	117.	2.2
%RSD	.02781	.39185	.04009
#1	1491.1	30030.	5426.1
#2	1490.6	29864.	5429.2

Sample Name: ccv-3900195 Acquired: 5/24/2016 6:15:51 Type: QC
Method: 6500_026(v10) Mode: CONC Corr. Factor: 1.000000
User: kellyca Custom ID1: Custom ID2: Custom ID3:
Comment:

Elem	Ag3280	Al1670	As1890	B_2089	Ba4554	Be3130	Bi2230	Ca3179	Cd2288	Co2286	Cr2055	Cu3247
Units	ppm	ppm	ppm	ppm	ppm	ppm	ppm	ppm	ppm	ppm	ppm	ppm
Avg	**.51774**	**.52215**	**1.0254**	**.54522**	**.50175**	**.49797**	**.00434**	**4.8806**	**.51078**	**.50513**	**.49334**	**.52017**
Stddev	.00182	.00100	.0059	.00337	.00079	.00181	.00058	.0080	.00057	.00108	.00008	.00091
%RSD	.35148	.19106	.57375	.61766	.15806	.36290	13.383	.16448	.11173	.21310	.01535	.17519
#1	.51645	.52145	1.0212	.54284	.50119	.49669	.00475	4.8749	.51038	.50589	.49340	.52082
#2	.51902	.52286	1.0296	.54760	.50232	.49924	.00393	4.8862	.51119	.50437	.49329	.51953
Check ?	Chk Pass	Chk Pass	Chk Pass	Chk Pass	Chk Pass	Chk Pass	None	Chk Pass	Chk Pass	Chk Pass	Chk Pass	Chk Pass
Value												
Range												

Elem	Fe2599	K_7664	Li6707	Mg2790	Mn2576	Mo2020	Na5895	Ni2316	P_1782	Pb2203	S_1820	Sb2068
Units	ppm	ppm	ppm	ppm	ppm	ppm	ppm	ppm	ppm	ppm	ppm	ppm
Avg	**2.3842**	**54.096**	F **1.1120**	**20.904**	**.49990**	**.49264**	F **5.5953**	**.51075**	**1.0393**	**1.0473**	**.02954**	**1.0276**
Stddev	.0096	.087	.0036	.005	.00048	.00030	.0107	.00031	.0024	.0007	.00724	.0029
%RSD	.40134	.16134	.32053	.02605	.09531	.06178	.19082	.05997	.23346	.06624	24.497	.28622
#1	2.3775	54.034	1.1095	20.908	.49956	.49285	5.5878	.51097	1.0376	1.0478	.02442	1.0297
#2	2.3910	54.157	1.1145	20.900	.50024	.49242	5.6029	.51054	1.0410	1.0468	.03466	1.0255
Check ?	Chk Pass	Chk Pass	Chk Fail	Chk Pass	Chk Pass	Chk Pass	Chk Fail	Chk Pass	Chk Pass	Chk Pass	None	Chk Pass
Value			1.0000				5.0000					
Range			10.000%				10.000%					

Elem	Se1960	Si2881	Sn1899	Sr4077	Th2837	Ti3349	Tl1908	U_3701	V_2924	Zn2062	Zr3391
Units	ppm	ppm	ppm	ppm	ppm	ppm	ppm	ppm	ppm	ppm	ppm
Avg	**1.0711**	**4.8142**	**1.0129**	**.50921**	**.00485**	**.49705**	**1.0627**	**.01189**	**.49608**	**.49392**	**.49005**
Stddev	.0020	.0181	.0006	.00086	.00131	.00091	.0010	.00261	.00107	.00099	.00025
%RSD	.18939	.37678	.05913	.16810	27.079	.18407	.09050	21.936	.21623	.19978	.05096
#1	1.0725	4.8013	1.0125	.50860	.00392	.49640	1.0633	.01005	.49684	.49322	.48988
#2	1.0697	4.8270	1.0134	.50981	.00578	.49770	1.0620	.01374	.49532	.49461	.49023
Check ?	Chk Pass	Chk Pass	Chk Pass	Chk Pass	None	Chk Pass	Chk Pass	None	Chk Pass	Chk Pass	Chk Pass
Value											
Range											

Int. Std.	Y_2243	Y_3600	Y_3774
Units	Cts/S	Cts/S	Cts/S
Avg	**1538.1**	**30805.**	**5511.9**
Stddev	1.0	140.	.3
%RSD	.06729	.45404	.00571
#1	1538.8	30904.	5512.2
#2	1537.4	30706.	5511.7

Sample Name: ccb Acquired: 5/24/2016 6:18:28 Type: QC
Method: 6500_026(v10) Mode: CONC Corr. Factor: 1.000000
User: kellyca Custom ID1: Custom ID2: Custom ID3:
Comment:

Elem	Ag3280	Al1670	As1890	B_2089	Ba4554	Be3130	Bi2230	Ca3179	Cd2288	Co2286	Cr2055	Cu3247
Units	ppm	ppm	ppm	ppm	ppm	ppm	ppm	ppm	ppm	ppm	ppm	ppm
Avg	**.00030**	**.00183**	**-.00069**	F **.00926**	**.00009**	**.00007**	**.00230**	**.00422**	**.00003**	**-.00037**	**.00001**	**.00100**
Stddev	.00044	.00021	.00346	.00022	.00003	.00002	.00483	.00376	.00004	.00006	.00008	.00019
%RSD	147.43	11.525	500.39	2.3364	30.360	31.630	210.27	89.080	131.06	15.216	1002.3	18.679
#1	-.00001	.00168	-.00313	.00941	.00011	.00005	-.00112	.00156	.00006	-.00033	.00007	.00087
#2	.00061	.00198	.00175	.00911	.00007	.00008	.00571	.00688	.00000	-.00041	-.00005	.00114
Check ?	Chk Pass	Chk Pass	Chk Pass	Chk Fail	Chk Pass	Chk Pass	None	Chk Pass	Chk Pass	Chk Pass	Chk Pass	Chk Pass
High Limit				.00312								
Low Limit				-.00312								

Elem	Fe2599	K_7664	Li6707	Mg2790	Mn2576	Mo2020	Na5895	Ni2316	P_1782	Pb2203	S_1820	Sb2068
Units	ppm	ppm	ppm	ppm	ppm	ppm	ppm	ppm	ppm	ppm	ppm	ppm
Avg	**.00219**	W **.30568**	**.00021**	**.00662**	W **.00032**	**.00129**	F **.23122**	**-.00044**	**.00694**	**.00205**	**.03883**	F **.01114**
Stddev	.00133	.02801	.00047	.00171	.00007	.00011	.00778	.00047	.00395	.00148	.00728	.00226
%RSD	60.495	9.1630	219.93	25.804	22.493	8.5577	3.3647	107.46	56.985	72.234	18.752	20.315
#1	.00313	.28588	.00055	.00541	.00027	.00122	.23673	-.00077	.00414	.00100	.03368	.00954
#2	.00126	.32549	-.00012	.00782	.00037	.00137	.22572	-.00011	.00974	.00310	.04398	.01274
Check ?	Chk Pass	Chk Warn	Chk Pass	Chk Pass	Chk Warn	Chk Pass	Chk Fail	Chk Pass	Chk Pass	Chk Pass	None	Chk Fail
High Limit		.23700			.00025		.18320					.00628
Low Limit		-.23700			-.00025		-.18320					-.00628

Elem	Se1960	Si2881	Sn1899	Sr4077	Th2837	Ti3349	Tl1908	U_3701	V_2924	Zn2062	Zr3391
Units	ppm	ppm	ppm	ppm	ppm	ppm	ppm	ppm	ppm	ppm	ppm
Avg	W **.00759**	**.01793**	**.00119**	**.00006**	**.00062**	**.00026**	**.00158**	**.01526**	**.00088**	**-.00005**	**.00006**
Stddev	.00244	.00795	.00129	.00002	.00002	.00023	.00095	.00489	.00041	.00051	.00071
%RSD	32.118	44.346	108.36	27.809	3.6251	89.341	59.973	32.067	46.493	1085.0	1099.1
#1	.00586	.02355	.00028	.00005	.00064	.00043	.00091	.01180	.00117	.00031	-.00044
#2	.00931	.01231	.00210	.00007	.00060	.00010	.00225	.01872	.00059	-.00041	.00056
Check ?	Chk Warn	Chk Pass	Chk Pass	Chk Pass	Chk Pass	Chk Pass	Chk Pass	Chk Pass	Chk Pass	Chk Pass	Chk Pass
High Limit	.00486										
Low Limit	-.00486										

Int. Std.	Y_2243	Y_3600	Y_3774
Units	Cts/S	Cts/S	Cts/S
Avg	**1552.0**	**31776.**	**5521.6**
Stddev	2.5	33.	10.0
%RSD	.16251	.10484	.18048
#1	1553.8	31800.	5528.6
#2	1550.2	31753.	5514.5

Sample Name: ccvl-3907489 Acquired: 5/24/2016 6:21:16 Type: QC
Method: 6500_026(v10) Mode: CONC Corr. Factor: 1.000000
User: kellyca Custom ID1: Custom ID2: Custom ID3:
Comment:

Elem	Ag3280	Al1670	As1890	B_2089	Ba4554	Be3130	Bi2230	Ca3179	Cd2288	Co2286	Cr2055	Cu3247
Units	ppm	ppm	ppm	ppm	ppm	ppm	ppm	ppm	ppm	ppm	ppm	ppm
Avg	**.01039**	**.10624**	**.01373**	**.10804**	**.01043**	**.00106**	**.11293**	**.20435**	**.00523**	**.01022**	**.01011**	**.01655**
Stddev	.00022	.00155	.00066	.00025	.00013	.00004	.00057	.00544	.00003	.00049	.00011	.00008
%RSD	2.1172	1.4547	4.8219	.22842	1.2065	3.7999	.50499	2.6641	.64014	4.8101	1.0449	.49038
#1	.01054	.10514	.01420	.10821	.01034	.00103	.11253	.20820	.00521	.00987	.01018	.01661
#2	.01023	.10733	.01326	.10786	.01052	.00109	.11334	.20050	.00526	.01057	.01003	.01650
Check ?	Chk Pass	Chk Pass	Chk Pass	Chk Pass	Chk Pass	Chk Pass	Chk Pass	Chk Pass	Chk Pass	Chk Pass	Chk Pass	Chk Pass
Value												
Range												

Elem	Fe2599	K_7664	Li6707	Mg2790	Mn2576	Mo2020	Na5895	Ni2316	P_1782	Pb2203	S_1820	Sb2068
Units	ppm	ppm	ppm	ppm	ppm	ppm	ppm	ppm	ppm	ppm	ppm	ppm
Avg	**.12166**	**3.4287**	**.01058**	**.21251**	**.01040**	**.02026**	**1.2875**	**.04116**	**2.9094**	F **.01287**	**.01072**	**.02488**
Stddev	.00114	.0076	.00053	.00476	.00020	.00012	.0238	.00011	.0122	.00247	.00427	.00231
%RSD	.93396	.22101	5.0444	2.2384	1.9185	.58676	1.8454	.26757	.41957	19.184	39.776	9.2754
#1	.12246	3.4234	.01096	.20915	.01054	.02018	1.3043	.04108	2.9007	.01461	.00771	.02325
#2	.12085	3.4341	.01021	.21588	.01026	.02035	1.2707	.04124	2.9180	.01112	.01374	.02651
Check ?	Chk Pass	Chk Pass	Chk Pass	Chk Pass	Chk Pass	Chk Pass	Chk Pass	Chk Pass	Chk Pass	Chk Fail	None	Chk Pass
Value										.00900		
Range										30.000%		

Elem	Se1960	Si2881	Sn1899	Sr4077	Th2837	Ti3349	Tl1908	U_3701	V_2924	Zn2062	Zr3391
Units	ppm	ppm	ppm	ppm	ppm	ppm	ppm	ppm	ppm	ppm	ppm
Avg	F **.02320**	**.49276**	**.10243**	**.01026**	**.01720**	**.00989**	**.01802**	F **.08049**	**.01002**	**.02130**	**.01645**
Stddev	.00573	.01348	.00048	.00002	.00058	.00029	.00043	.00564	.00011	.00012	.00115
%RSD	24.711	2.7357	.46583	.23265	3.3712	2.8873	2.3664	7.0061	1.1203	.54745	7.0069
#1	.01914	.48323	.10209	.01027	.01679	.01009	.01772	.08447	.01010	.02138	.01564
#2	.02725	.50229	.10276	.01024	.01761	.00969	.01832	.07650	.00994	.02122	.01727
Check ?	Chk Fail	Chk Pass	Chk Pass	Chk Pass	Chk Pass	Chk Pass	Chk Pass	Chk Fail	Chk Pass	Chk Pass	Chk Pass
Value	.01500							.06000			
Range	30.000%							30.000%			

Int. Std.	Y_2243	Y_3600	Y_3774
Units	Cts/S	Cts/S	Cts/S
Avg	**1542.7**	**31404.**	**5502.6**
Stddev	.1	197.	16.4
%RSD	.00437	.62847	.29837
#1	1542.7	31264.	5491.0
#2	1542.8	31543.	5514.2

Sample Name: MB 280-326405/1-A Acquired: 5/24/2016 6:24:02 Type: Unk
Method: 6500_026(v10) Mode: CONC Corr. Factor: 1.000000
User: kellyca Custom ID1: 5/23 Custom ID2: Custom ID3:
Comment: 325087 6010B

Elem	Ag3280	Al1670	As1890	B_2089	Ba4554	Be3130	Bi2230	Ca3179	Cd2288
Line	328.068 {103}	167.079 {502}	189.042 {478}	208.959 {461}	455.403 { 74}	313.042 {108}	223.061 {451}	317.933 {106}	228.802 {447}
Units	ppm	ppm	ppm	ppm	ppm	ppm	ppm	ppm	ppm
Avg	**.00007**	**.00309**	**.00376**	W **.00687**	**.00031**	**.00008**	**.00099**	**.02092**	**-.00016**
Stddev	.00090	.00080	.00473	.00051	.00008	.00002	.00219	.00188	.00024
%RSD	1355.7	25.787	125.72	7.4152	27.123	25.390	219.93	9.0031	146.77
#1	.00070	.00252	.00042	.00723	.00036	.00007	-.00055	.01959	.00001
#2	-.00057	.00365	.00710	.00651	.00025	.00009	.00254	.02226	-.00033
Check ?	Chk Pass	Chk Pass	Chk Pass	Chk Warn	Chk Pass	Chk Pass	Chk Pass	Chk Pass	Chk Pass
High Limit				.00500					
Low Limit				-.00500					

Elem	Co2286	Cr2055	Cu3247	Fe2599	K_7664	Li6707	Mg2790	Mn2576	Mo2020
Line	228.616 {447}	205.560 {464}	324.754 {104}	259.940 {130}	766.490 { 44}	670.784 { 50}	279.079 {121}2	257.610 {131}	202.030 {467}
Units	ppm	ppm	ppm	ppm	ppm	ppm	ppm	ppm	ppm
Avg	**-.00031**	**-.00010**	**.00097**	**.01378**	**.16741**	**.00010**	**.00362**	**.00040**	**-.00002**
Stddev	.00007	.00003	.00003	.00172	.00582	.00101	.00043	.00001	.00011
%RSD	23.184	28.509	3.1868	12.494	3.4782	971.46	11.783	2.8704	505.18
#1	-.00036	-.00012	.00095	.01500	.16329	-.00061	.00392	.00039	-.00010
#2	-.00026	-.00008	.00099	.01256	.17152	.00082	.00331	.00041	.00006
Check ?	Chk Pass	Chk Pass	Chk Pass	Chk Pass	Chk Pass	Chk Pass	Chk Pass	Chk Pass	Chk Pass
High Limit									
Low Limit									

Elem	Na5895	Ni2316	P_1782	Pb2203	S_1820	Sb2068	Se1960	Si2881	Sn1899
Line	589.592 { 57}	231.604 {446}	178.284 {489}	220.353 {453}	182.034 {485}	206.833 {463}	196.090 {472}	288.158 {117}	189.989 {477}
Units	ppm	ppm	ppm	ppm	ppm	ppm	ppm	ppm	ppm
Avg	**.14356**	**.00019**	**.00048**	**.00131**	**.01175**	**.00159**	F **.01161**	**.01550**	**.00119**
Stddev	.01046	.00047	.00246	.00213	.00212	.00184	.00220	.00542	.00061
%RSD	7.2837	241.71	510.36	162.32	18.070	116.08	18.937	34.984	51.337
#1	.13617	.00052	.00222	.00282	.01025	.00028	.01317	.01167	.00162
#2	.15096	-.00014	-.00126	-.00019	.01326	.00289	.01006	.01934	.00076
Check ?	Chk Pass	Chk Pass	Chk Pass	Chk Pass	Chk Pass	Chk Pass	Chk Fail	Chk Pass	Chk Pass
High Limit							.01000		
Low Limit							-.01000		

Elem	Sr4077	Th2837	Ti3349	Tl1908	U_3701	V_2924	Zn2062	Zr3391
Line	407.771 { 83}	283.730 {119}	334.904 {101}	190.856 {477}	370.152 { 91}	292.402 {115}	206.200 {163}	339.198 { 99}
Units	ppm	ppm	ppm	ppm	ppm	ppm	ppm	ppm
Avg	**.00002**	**.00090**	**.00017**	**-.00088**	**-.00390**	**.00020**	**.00235**	**.00071**
Stddev	.00000	.00168	.00004	.00017	.01029	.00002	.00009	.00242
%RSD	2.3375	185.63	24.822	19.272	263.73	10.175	3.9746	341.84
#1	.00002	-.00028	.00014	-.00076	.00337	.00019	.00242	.00242
#2	.00002	.00209	.00019	-.00100	-.01118	.00022	.00228	-.00100
Check ?	Chk Pass	Chk Pass	Chk Pass	Chk Pass	Chk Pass	Chk Pass	Chk Pass	Chk Pass
High Limit								
Low Limit								

Int. Std.	Y_2243	Y_3600	Y_3774
Line	224.306 {450}	360.073 { 94}	377.433 { 89}
Units	Cts/S	Cts/S	Cts/S
Avg	**1568.0**	**32254.**	**5572.3**
Stddev	2.8	107.	4.1
%RSD	.17661	.33158	.07409
#1	1570.0	32329.	5569.4
#2	1566.1	32178.	5575.2

Sample Name: LCS 280-326405/2-A Acquired: 5/24/2016 6:26:48 Type: Unk
Method: 6500_026(v10) Mode: CONC Corr. Factor: 1.000000
User: kellyca Custom ID1: Custom ID2: Custom ID3:
Comment: 325087 6010B

Elem	Ag3280	Al1670	As1890	B_2089	Ba4554	Be3130	Bi2230	Ca3179	Cd2288
Line	328.068 {103}	167.079 {502}	189.042 {478}	208.959 {461}	455.403 { 74}	313.042 {108}	223.061 {451}	317.933 {106}	228.802 {447}
Units	ppm	ppm	ppm	ppm	ppm	ppm	ppm	ppm	ppm
Avg	**.05379**	**1.9868**	**1.0679**	**1.0967**	**2.0519**	**.05047**	F **2.2462**	**49.129**	**.10517**
Stddev	.00099	.0018	.0069	.0018	.0016	.00016	.0039	.109	.00029
%RSD	1.8366	.09254	.64380	.16433	.07845	.31998	.17271	.22119	.27698
#1	.05309	1.9855	1.0727	1.0954	2.0507	.05059	2.2434	49.206	.10538
#2	.05449	1.9881	1.0630	1.0980	2.0530	.05036	2.2489	49.052	.10497
Check ?	Chk Pass	Chk Pass	Chk Pass	Chk Pass	Chk Pass	Chk Pass	Chk Fail	Chk Pass	Chk Pass
High Limit							2.2000		
Low Limit							1.8000		

Elem	Co2286	Cr2055	Cu3247	Fe2599	K_7664	Li6707	Mg2790	Mn2576	Mo2020
Line	228.616 {447}	205.560 {464}	324.754 {104}	259.940 {130}	766.490 { 44}	670.784 { 50}	279.079 {121}2	257.610 {131}	202.030 {467}
Units	ppm	ppm	ppm	ppm	ppm	ppm	ppm	ppm	ppm
Avg	**.50291**	F **.20004**	**.26906**	**.94449**	**56.259**	F **1.1487**	**52.295**	**.49337**	**1.0300**
Stddev	.00167	.00021	.00120	.00425	.136	.0008	.307	.00194	.0007
%RSD	.33295	.10400	.44519	.45027	.24132	.07001	.58787	.39324	.07181
#1	.50409	.20019	.26821	.94750	56.355	1.1493	52.078	.49200	1.0305
#2	.50173	.19989	.26991	.94148	56.163	1.1482	52.513	.49475	1.0295
Check ?	Chk Pass	Chk Fail	Chk Pass	Chk Pass	Chk Pass	Chk Fail	Chk Pass	Chk Pass	Chk Pass
High Limit		.05750				1.1400			
Low Limit		.04300				.89000			

Elem	Na8183	Ni2316	P_1782	Pb2203	S_1820	Sb2068	Se1960	Si2881	Sn1899
Line	818.326 { 41}	231.604 {446}	178.284 {489}	220.353 {453}	182.034 {485}	206.833 {463}	196.090 {472}	288.158 {117}	189.989 {477}
Units	ppm	ppm	ppm	ppm	ppm	ppm	ppm	ppm	ppm
Avg	**55.793**	**.50804**	**10.804**	**.52554**	**2.1589**	**.53618**	**2.1887**	**9.6780**	**2.0172**
Stddev	.057	.00219	.010	.00558	.0043	.00097	.0085	.0133	.0071
%RSD	.10263	.43150	.08843	1.0610	.19791	.18018	.38686	.13698	.35360
#1	55.833	.50959	10.798	.52160	2.1619	.53549	2.1828	9.6873	2.0122
#2	55.752	.50649	10.811	.52948	2.1559	.53686	2.1947	9.6686	2.0223
Check ?	Chk Pass	Chk Pass	Chk Pass	Chk Pass	Chk Pass	Chk Pass	Chk Pass	Chk Pass	Chk Pass
High Limit									
Low Limit									

Elem	Sr4077	Th2837	Ti3349	Tl1908	U_3701	V_2924	Zn2062	Zr3391
Line	407.771 { 83}	283.730 {119}	334.904 {101}	190.856 {477}	370.152 { 91}	292.402 {115}	206.200 {163}	339.198 { 99}
Units	ppm	ppm	ppm	ppm	ppm	ppm	ppm	ppm
Avg	**1.0272**	**1.0405**	**1.0061**	**2.0703**	**2.1922**	**.49471**	**.49016**	**.49225**
Stddev	.0018	.0050	.0028	.0033	.0338	.00242	.00257	.00010
%RSD	.17449	.48388	.27695	.15853	1.5412	.48999	.52392	.01945
#1	1.0285	1.0369	1.0041	2.0726	2.1683	.49299	.49198	.49232
#2	1.0259	1.0440	1.0080	2.0679	2.2161	.49642	.48834	.49219
Check ?	Chk Pass	Chk Pass	Chk Pass	Chk Pass	Chk Pass	Chk Pass	Chk Pass	Chk Pass
High Limit								
Low Limit								

Int. Std.	Y_2243	Y_3600	Y_3774
Line	224.306 {450}	360.073 { 94}	377.433 { 89}
Units	Cts/S	Cts/S	Cts/S
Avg	**1480.1**	**29880.**	**5457.8**
Stddev	.1	167.	13.1
%RSD	.00870	.55904	.24030
#1	1480.0	29998.	5448.5
#2	1480.2	29762.	5467.1

Sample Name: 280-82998-I-2-F Acquired: 5/24/2016 6:29:21 Type: Unk
Method: 6500_026(v10) Mode: CONC Corr. Factor: 1.000000
User: kellyca Custom ID1: Custom ID2: Custom ID3:
Comment: 325087 6010B

Elem	Ag3280	Al1670	As1890	B_2089	Ba4554	Be3130	Bi2230	Ca3179	Cd2288
Line	328.068 {103}	167.079 {502}	189.042 {478}	208.959 {461}	455.403 { 74}	313.042 {108}	223.061 {451}	317.933 {106}	228.802 {447}
Units	ppm	ppm	ppm	ppm	ppm	ppm	ppm	ppm	ppm
Avg	**.00029**	**.21372**	**.01448**	**5.4373**	**1.3669**	**.00004**	**.00300**	**489.43**	**.00101**
Stddev	.00054	.00135	.00125	.0251	.0019	.00000	.00284	1.51	.00017
%RSD	187.98	.62976	8.6139	.46184	.13894	7.9105	94.744	.30770	17.061
#1	.00067	.21277	.01536	5.4196	1.3655	.00004	.00099	490.49	.00089
#2	-.00009	.21467	.01360	5.4551	1.3682	.00004	.00501	488.36	.00113
Check ?	Chk Pass	Chk Pass	Chk Pass	Chk Pass	Chk Pass	Chk Pass	Chk Pass	Chk Pass	Chk Pass
High Limit									
Low Limit									

Elem	Co2286	Cr2055	Cu3247	Fe2599	K_7664	Li6707	Mg2790	Mn2576	Mo2020
Line	228.616 {447}	205.560 {464}	324.754 {104}	259.940 {130}	766.490 { 44}	670.784 { 50}	279.079 {121}2	257.610 {131}	202.030 {467}
Units	ppm	ppm	ppm	ppm	ppm	ppm	ppm	ppm	ppm
Avg	**.01316**	**.01914**	**.01012**	**22.585**	W **271.01**	**.39086**	**358.73**	**1.8490**	**.00470**
Stddev	.00087	.00024	.00007	.006	.41	.00075	1.01	.0059	.00035
%RSD	6.6118	1.2358	.71765	.02880	.15247	.19227	.28062	.31654	7.4984
#1	.01378	.01898	.01007	22.580	270.71	.39033	358.02	1.8448	.00445
#2	.01255	.01931	.01017	22.590	271.30	.39139	359.44	1.8531	.00495
Check ?	Chk Pass	Chk Pass	Chk Pass	Chk Pass	Chk Warn	Chk Pass	Chk Pass	Chk Pass	Chk Pass
High Limit					100.00				
Low Limit					-.50000				

Elem	Na8183	Ni2316	P_1782	Pb2203	S_1820	Sb2068	Se1960	Si2881	Sn1899
Line	818.326 { 41}	231.604 {446}	178.284 {489}	220.353 {453}	182.034 {485}	206.833 {463}	196.090 {472}	288.158 {117}	189.989 {477}
Units	ppm	ppm	ppm	ppm	ppm	ppm	ppm	ppm	ppm
Avg	W **1412.6**	**.11178**	**5.6841**	**-.00117**	**14.793**	**.00608**	**.02616**	**21.408**	**.00942**
Stddev	1.1	.00026	.0074	.00086	.055	.00419	.00713	.020	.00109
%RSD	.08000	.23041	.12956	73.445	.37299	68.831	27.263	.09127	11.625
#1	1411.8	.11197	5.6893	-.00177	14.754	.00905	.02112	21.422	.01019
#2	1413.4	.11160	5.6789	-.00056	14.832	.00312	.03121	21.394	.00864
Check ?	Chk Warn	Chk Pass	Chk Pass	Chk Pass	Chk Pass	Chk Pass	Chk Pass	Chk Pass	Chk Pass
High Limit	500.00								
Low Limit	10.000								

Elem	Sr4077	Th2837	Ti3349	Tl1908	U_3701	V_2924	Zn2062	Zr3391
Line	407.771 { 83}	283.730 {119}	334.904 {101}	190.856 {477}	370.152 { 91}	292.402 {115}	206.200 {163}	339.198 { 99}
Units	ppm	ppm	ppm	ppm	ppm	ppm	ppm	ppm
Avg	**9.3300**	**.00009**	**.02008**	**-.00383**	**-.00728**	**.01679**	**.15131**	**.00691**
Stddev	.1195	.00112	.00015	.00332	.00463	.00001	.00291	.00046
%RSD	1.2810	1213.0	.76518	86.791	63.593	.08489	1.9224	6.6588
#1	9.4145	-.00070	.02019	-.00618	-.01055	.01678	.15336	.00724
#2	9.2455	.00088	.01997	-.00148	-.00400	.01680	.14925	.00659
Check ?	Chk Pass	Chk Pass	Chk Pass	Chk Pass	Chk Pass	Chk Pass	Chk Pass	Chk Pass
High Limit								
Low Limit								

Int. Std.	Y_2243	Y_3600	Y_3774
Line	224.306 {450}	360.073 { 94}	377.433 { 89}
Units	Cts/S	Cts/S	Cts/S
Avg	**1216.0**	**24908.**	**5192.3**
Stddev	3.1	67.	2.1
%RSD	.25553	.26926	.04119
#1	1218.2	24956.	5193.8
#2	1213.8	24861.	5190.8

Sample Name: 280-82998-I-2-F SD@5 Acquired: 5/24/2016 6:33:20 Type: Unk
Method: 6500_026(v10) Mode: CONC Corr. Factor: 1.000000
User: kellyca Custom ID1: Custom ID2: Custom ID3:
Comment: 325087 6010B

Elem	Ag3280	Al1670	As1890	B_2089	Ba4554	Be3130	Bi2230	Ca3179	Cd2288
Line	328.068 {103}	167.079 {502}	189.042 {478}	208.959 {461}	455.403 { 74}	313.042 {108}	223.061 {451}	317.933 {106}	228.802 {447}
Units	ppm	ppm	ppm	ppm	ppm	ppm	ppm	ppm	ppm
Avg	**.00026**	**.04812**	**.00910**	**1.1049**	**.27012**	**-.00001**	**-.00092**	**102.13**	**.00025**
Stddev	.00009	.00156	.00593	.0015	.00050	.00000	.00131	.15	.00014
%RSD	34.771	3.2407	65.188	.13589	.18476	51.488	143.52	.14955	58.572
#1	.00032	.04922	.01329	1.1038	.26977	-.00001	-.00184	102.02	.00014
#2	.00019	.04702	.00490	1.1060	.27048	-.00001	.00001	102.24	.00035
Check ?	Chk Pass	Chk Pass	Chk Pass	Chk Pass	Chk Pass	Chk Pass	Chk Pass	Chk Pass	Chk Pass
High Limit									
Low Limit									

Elem	Co2286	Cr2055	Cu3247	Fe2599	K_7664	Li6707	Mg2790	Mn2576	Mo2020
Line	228.616 {447}	205.560 {464}	324.754 {104}	259.940 {130}	766.490 { 44}	670.784 { 50}	279.079 {121}2	257.610 {131}	202.030 {467}
Units	ppm	ppm	ppm	ppm	ppm	ppm	ppm	ppm	ppm
Avg	**.00334**	**.00378**	**.00367**	**4.7043**	**51.494**	**.07130**	**73.329**	**.38127**	**.00047**
Stddev	.00068	.00027	.00010	.0088	.134	.00022	.052	.00033	.00010
%RSD	20.378	7.2583	2.6437	.18654	.26112	.30827	.07049	.08566	22.025
#1	.00382	.00398	.00360	4.6981	51.399	.07145	73.366	.38150	.00040
#2	.00286	.00359	.00374	4.7105	51.589	.07114	73.293	.38104	.00055
Check ?	Chk Pass	Chk Pass	Chk Pass	Chk Pass	Chk Pass	Chk Pass	Chk Pass	Chk Pass	Chk Pass
High Limit									
Low Limit									

Elem	Na8183	Ni2316	P_1782	Pb2203	S_1820	Sb2068	Se1960	Si2881	Sn1899
Line	818.326 { 41}	231.604 {446}	178.284 {489}	220.353 {453}	182.034 {485}	206.833 {463}	196.090 {472}	288.158 {117}	189.989 {477}
Units	ppm	ppm	ppm	ppm	ppm	ppm	ppm	ppm	ppm
Avg	**267.86**	**.02411**	**1.0770**	**.00051**	**2.7216**	**.00314**	**.01287**	**4.1712**	**.00202**
Stddev	.80	.00007	.0013	.00229	.0063	.00101	.00964	.0214	.00112
%RSD	.30034	.30879	.12219	445.87	.23318	32.195	74.942	.51205	55.522
#1	267.30	.02406	1.0779	-.00110	2.7171	.00386	.00605	4.1863	.00123
#2	268.43	.02416	1.0761	.00213	2.7261	.00243	.01969	4.1561	.00281
Check ?	Chk Pass	Chk Pass	Chk Pass	Chk Pass	Chk Pass	Chk Pass	Chk Pass	Chk Pass	Chk Pass
High Limit									
Low Limit									

Elem	Sr4077	Th2837	Ti3349	Tl1908	U_3701	V_2924	Zn2062	Zr3391
Line	407.771 { 83}	283.730 {119}	334.904 {101}	190.856 {477}	370.152 { 91}	292.402 {115}	206.200 {163}	339.198 { 99}
Units	ppm	ppm	ppm	ppm	ppm	ppm	ppm	ppm
Avg	**1.8991**	**.00104**	**.00398**	**.00191**	**-.02821**	**.00371**	**.03310**	**.00117**
Stddev	.0055	.00008	.00029	.00064	.02211	.00015	.00075	.00075
%RSD	.29062	7.9975	7.2107	33.711	78.382	3.9394	2.2679	64.676
#1	1.8952	.00110	.00418	.00145	-.01258	.00361	.03257	.00063
#2	1.9030	.00098	.00378	.00237	-.04385	.00382	.03363	.00170
Check ?	Chk Pass	Chk Pass	Chk Pass	Chk Pass	Chk Pass	Chk Pass	Chk Pass	Chk Pass
High Limit								
Low Limit								

Int. Std.	Y_2243	Y_3600	Y_3774
Line	224.306 {450}	360.073 { 94}	377.433 { 89}
Units	Cts/S	Cts/S	Cts/S
Avg	**1415.7**	**28835.**	**5477.8**
Stddev	3.9	26.	17.3
%RSD	.27408	.09028	.31598
#1	1418.5	28854.	5490.0
#2	1413.0	28817.	5465.5

Sample Name: 280-82998-I-2-G MS Acquired: 5/24/2016 6:36:08 Type: Unk
Method: 6500_026(v10) Mode: CONC Corr. Factor: 1.000000
User: kellyca Custom ID1: Custom ID2: Custom ID3:
Comment: 325087 6010B

Elem	Ag3280	Al1670	As1890	B_2089	Ba4554	Be3130	Bi2230	Ca3179	Cd2288
Line	328.068 {103}	167.079 {502}	189.042 {478}	208.959 {461}	455.403 { 74}	313.042 {108}	223.061 {451}	317.933 {106}	228.802 {447}
Units	ppm	ppm	ppm	ppm	ppm	ppm	ppm	ppm	ppm
Avg	**.06140**	**2.0339**	**1.1699**	**6.3713**	**3.4628**	**.04943**	**2.4066**	W **530.97**	**.11526**
Stddev	.00120	.0004	.0088	.0099	.0008	.00010	.0052	.84	.00017
%RSD	1.9528	.02212	.75196	.15604	.02252	.20032	.21457	.15767	.15128
#1	.06055	2.0342	1.1637	6.3643	3.4622	.04950	2.4029	531.56	.11538
#2	.06224	2.0336	1.1761	6.3783	3.4633	.04936	2.4102	530.38	.11513
Check ?	Chk Pass	Chk Pass	Chk Pass	Chk Pass	Chk Pass	Chk Pass	Chk Pass	Chk Warn	Chk Pass
High Limit								500.00	
Low Limit								-.05000	

Elem	Co2286	Cr2055	Cu3247	Fe2599	K_7664	Li6707	Mg2790	Mn2576	Mo2020
Line	228.616 {447}	205.560 {464}	324.754 {104}	259.940 {130}	766.490 { 44}	670.784 { 50}	279.079 {121}2	257.610 {131}	202.030 {467}
Units	ppm	ppm	ppm	ppm	ppm	ppm	ppm	ppm	ppm
Avg	**.48351**	W **.21690**	**.30700**	**23.248**	W **328.46**	**1.6984**	**399.34**	**2.2820**	**1.0270**
Stddev	.00092	.00002	.00157	.033	1.61	.0072	1.61	.0064	.0014
%RSD	.19027	.00760	.51273	.14196	.49158	.42443	.40418	.28123	.13211
#1	.48286	.21689	.30812	23.225	329.60	1.7035	400.48	2.2865	1.0260
#2	.48416	.21692	.30589	23.272	327.32	1.6933	398.20	2.2775	1.0280
Check ?	Chk Pass	Chk Warn	Chk Pass	Chk Pass	Chk Warn	Chk Pass	Chk Pass	Chk Pass	Chk Pass
High Limit		.10000			100.00				
Low Limit		-.01000			-.50000				

Elem	Na8183	Ni2316	P_1782	Pb2203	S_1820	Sb2068	Se1960	Si2881	Sn1899
Line	818.326 { 41}	231.604 {446}	178.284 {489}	220.353 {453}	182.034 {485}	206.833 {463}	196.090 {472}	288.158 {117}	189.989 {477}
Units	ppm	ppm	ppm	ppm	ppm	ppm	ppm	ppm	ppm
Avg	W **1469.3**	**.57771**	**17.400**	**.47431**	**16.872**	**.58144**	**2.3685**	**30.707**	**1.8965**
Stddev	.2	.00213	.008	.00403	.010	.00171	.0033	.033	.0006
%RSD	.01474	.36872	.04821	.85015	.06202	.29353	.13751	.10605	.03234
#1	1469.1	.57621	17.406	.47716	16.880	.58023	2.3662	30.684	1.8969
#2	1469.4	.57922	17.394	.47145	16.865	.58264	2.3708	30.730	1.8961
Check ?	Chk Warn	Chk Pass	Chk Pass	Chk Pass	Chk Pass	Chk Pass	Chk Pass	Chk Pass	Chk Pass
High Limit	500.00								
Low Limit	10.000								

Elem	Sr4077	Th2837	Ti3349	Tl1908	U_3701	V_2924	Zn2062	Zr3391
Line	407.771 { 83}	283.730 {119}	334.904 {101}	190.856 {477}	370.152 { 91}	292.402 {115}	206.200 {163}	339.198 { 99}
Units	ppm	ppm	ppm	ppm	ppm	ppm	ppm	ppm
Avg	W **10.302**	**1.0102**	**1.0154**	**1.6685**	**2.1733**	**.51150**	**.58941**	**.46463**
Stddev	.075	.0028	.0007	.0052	.0026	.00297	.00269	.00101
%RSD	.73268	.28127	.07205	.31429	.12058	.57995	.45587	.21675
#1	10.355	1.0082	1.0149	1.6722	2.1714	.51360	.59131	.46392
#2	10.249	1.0122	1.0160	1.6648	2.1751	.50941	.58751	.46534
Check ?	Chk Warn	Chk Pass	Chk Pass	Chk Pass	Chk Pass	Chk Pass	Chk Pass	Chk Pass
High Limit	10.000							
Low Limit	-.01000							

Int. Std.	Y_2243	Y_3600	Y_3774
Line	224.306 {450}	360.073 { 94}	377.433 { 89}
Units	Cts/S	Cts/S	Cts/S
Avg	**1207.7**	**24942.**	**5144.1**
Stddev	1.9	84.	1.7
%RSD	.15915	.33850	.03352
#1	1206.4	24883.	5145.4
#2	1209.1	25002.	5142.9

Sample Name: 280-82998-I-2-H MSD Acquired: 5/24/2016 6:40:00 Type: Unk
Method: 6500_026(v10) Mode: CONC Corr. Factor: 1.000000
User: kellyca Custom ID1: Custom ID2: Custom ID3:
Comment: 325087 6010B

Elem	Ag3280	Al1670	As1890	B_2089	Ba4554	Be3130	Bi2230	Ca3179	Cd2288
Line	328.068 {103}	167.079 {502}	189.042 {478}	208.959 {461}	455.403 { 74}	313.042 {108}	223.061 {451}	317.933 {106}	228.802 {447}
Units	ppm	ppm	ppm	ppm	ppm	ppm	ppm	ppm	ppm
Avg	**.06258**	**2.0442**	**1.1706**	**6.6219**	**3.5638**	**.04999**	**2.4169**	W **560.62**	**.11688**
Stddev	.00107	.0002	.0102	.0282	.0137	.00013	.0007	4.24	.00046
%RSD	1.7146	.00992	.86960	.42508	.38544	.25707	.02904	.75585	.38983
#1	.06334	2.0443	1.1778	6.6418	3.5736	.04990	2.4174	563.61	.11720
#2	.06183	2.0440	1.1634	6.6020	3.5541	.05008	2.4164	557.62	.11656
Check ?	Chk Pass	Chk Pass	Chk Pass	Chk Pass	Chk Pass	Chk Pass	Chk Pass	Chk Warn	Chk Pass
High Limit								500.00	
Low Limit								-.05000	

Elem	Co2286	Cr2055	Cu3247	Fe2599	K_7664	Li6707	Mg2790	Mn2576	Mo2020
Line	228.616 {447}	205.560 {464}	324.754 {104}	259.940 {130}	766.490 { 44}	670.784 { 50}	279.079 {121}2	257.610 {131}	202.030 {467}
Units	ppm	ppm	ppm	ppm	ppm	ppm	ppm	ppm	ppm
Avg	**.48398**	W **.21789**	**.30882**	**24.645**	W **344.27**	**1.7299**	**419.23**	**2.3917**	**1.0302**
Stddev	.00153	.00129	.00102	.062	1.34	.0055	1.48	.0049	.0036
%RSD	.31594	.59232	.33054	.25138	.38824	.31859	.35328	.20340	.34457
#1	.48506	.21880	.30954	24.689	345.21	1.7338	420.28	2.3951	1.0327
#2	.48290	.21697	.30810	24.602	343.32	1.7260	418.18	2.3882	1.0277
Check ?	Chk Pass	Chk Warn	Chk Pass	Chk Pass	Chk Warn	Chk Pass	Chk Pass	Chk Pass	Chk Pass
High Limit		.10000			100.00				
Low Limit		-.01000			-.50000				

Elem	Na8183	Ni2316	P_1782	Pb2203	S_1820	Sb2068	Se1960	Si2881	Sn1899
Line	818.326 { 41}	231.604 {446}	178.284 {489}	220.353 {453}	182.034 {485}	206.833 {463}	196.090 {472}	288.158 {117}	189.989 {477}
Units	ppm	ppm	ppm	ppm	ppm	ppm	ppm	ppm	ppm
Avg	W **1557.2**	**.58115**	**17.685**	**.47594**	**17.617**	**.58118**	**2.3677**	**32.225**	**1.8894**
Stddev	8.1	.00229	.082	.00526	.063	.00146	.0129	.112	.0082
%RSD	.51699	.39435	.46536	1.1045	.35868	.25169	.54330	.34670	.43618
#1	1562.9	.58277	17.743	.47965	17.662	.58015	2.3767	32.304	1.8953
#2	1551.5	.57953	17.627	.47222	17.572	.58222	2.3586	32.146	1.8836
Check ?	Chk Warn	Chk Pass	Chk Pass	Chk Pass	Chk Pass	Chk Pass	Chk Pass	Chk Pass	Chk Pass
High Limit	500.00								
Low Limit	10.000								

Elem	Sr4077	Th2837	Ti3349	Tl1908	U_3701	V_2924	Zn2062	Zr3391
Line	407.771 { 83}	283.730 {119}	334.904 {101}	190.856 {477}	370.152 { 91}	292.402 {115}	206.200 {163}	339.198 { 99}
Units	ppm	ppm	ppm	ppm	ppm	ppm	ppm	ppm
Avg	W **10.891**	**1.0161**	**1.0236**	**1.6584**	**2.2123**	**.51662**	**.60250**	**.46640**
Stddev	.004	.0006	.0032	.0023	.0168	.00000	.00541	.00247
%RSD	.03289	.05727	.31771	.14089	.75817	.00018	.89838	.52978
#1	10.893	1.0157	1.0259	1.6600	2.2005	.51662	.59868	.46815
#2	10.888	1.0165	1.0213	1.6567	2.2242	.51662	.60633	.46465
Check ?	Chk Warn	Chk Pass	Chk Pass	Chk Pass	Chk Pass	Chk Pass	Chk Pass	Chk Pass
High Limit	10.000							
Low Limit	-.01000							

Int. Std.	Y_2243	Y_3600	Y_3774
Line	224.306 {450}	360.073 { 94}	377.433 { 89}
Units	Cts/S	Cts/S	Cts/S
Avg	**1205.4**	**24753.**	**5105.1**
Stddev	6.3	43.	7.9
%RSD	.51920	.17531	.15484
#1	1200.9	24722.	5099.5
#2	1209.8	24783.	5110.7

Sample Name: ccvh-3900196 Acquired: 5/24/2016 6:43:11 Type: QC
Method: 6500_026(v10) Mode: CONC Corr. Factor: 1.000000
User: kellyca Custom ID1: Custom ID2: Custom ID3:
Comment:

Elem	Ag3280	Al3092	As1890	B_2089	Ba4554	Be3130	Bi2230	Ca3179	Cd2288	Co2286	Cr2055	Cu3247	Fe2714
Units	ppm	ppm	ppm	ppm	ppm	ppm	ppm	ppm	ppm	ppm	ppm	ppm	ppm
Avg	**.00163**	**48.099**	**.00106**	**.01970**	**.00080**	**-.00006**	**1.0245**	**.02343**	**-.00106**	**.00306**	**-.00066**	**.00795**	**47.633**
Stddev	.00025	.202	.00088	.00148	.00004	.00001	.0006	.02036	.00028	.00040	.00042	.00018	.189
%RSD	15.613	.41958	83.547	7.5365	5.2628	15.157	.05767	86.875	26.365	12.922	62.817	2.2357	.39694
#1	.00181	47.956	.00168	.02075	.00083	-.00007	1.0249	.03783	-.00126	.00334	-.00037	.00808	47.499
#2	.00145	48.241	.00043	.01865	.00077	-.00005	1.0241	.00904	-.00086	.00278	-.00096	.00783	47.766
Check ?	None	Chk Pass	None	None	None	None	Chk Pass	None	None	None	None	None	Chk Pass
Value													
Range													

Elem	K_7664	Li6707	Mg2790	Mn2576	Mo2020	Na8183	Ni2316	P_1782	Pb2203	S_1820	Sb2068	Se1960	Si2881
Units	ppm	ppm	ppm	ppm	ppm	ppm	ppm	ppm	ppm	ppm	ppm	ppm	ppm
Avg	**.55792**	**-.00001**	**.19454**	**-.00025**	**-.00016**	**266.61**	**-.00018**	**.01235**	**.00055**	**4.9297**	**.00093**	**.01535**	**.01102**
Stddev	.08094	.00017	.00277	.00003	.00019	.79	.00052	.00236	.00090	.0176	.00083	.00599	.00020
%RSD	14.507	2877.6	1.4240	10.752	115.73	.29604	295.40	19.078	164.72	.35800	89.465	39.040	1.7980
#1	.61516	.00012	.19650	-.00023	-.00030	266.06	.00019	.01401	-.00009	4.9422	.00152	.01111	.01116
#2	.50069	-.00013	.19259	-.00026	-.00003	267.17	-.00054	.01068	.00118	4.9172	.00034	.01959	.01088
Check ?	None	None	None	None	None	Chk Pass	None	None	None	Chk Pass	None	None	None
Value													
Range													

Elem	Sn1899	Sr4077	Th2837	Ti3349	Tl1908	U_3701	V_2924	Zn2062	Zr3391
Units	ppm	ppm	ppm	ppm	ppm	ppm	ppm	ppm	ppm
Avg	**.00146**	**.00185**	**4.9914**	**.02368**	**-.00302**	**10.263**	**-.01659**	**-.00125**	**-.00272**
Stddev	.00037	.00025	.0334	.00079	.00178	.030	.00029	.00025	.00007
%RSD	25.438	13.645	.66889	3.3402	58.931	.29505	1.7769	20.206	2.4342
#1	.00172	.00203	4.9678	.02312	-.00428	10.241	-.01638	-.00143	-.00268
#2	.00120	.00167	5.0150	.02424	-.00176	10.284	-.01680	-.00107	-.00277
Check ?	None	None	Chk Pass	None	None	Chk Pass	None	None	None
Value									
Range									

Int. Std.	Y_2243	Y_3600	Y_3774
Units	Cts/S	Cts/S	Cts/S
Avg	**1484.5**	**29867.**	**5387.2**
Stddev	4.4	6.	8.7
%RSD	.29927	.01961	.16203
#1	1481.4	29872.	5381.0
#2	1487.7	29863.	5393.4

Sample Name: ccv-3900195 Acquired: 5/24/2016 6:46:00 Type: QC
Method: 6500_026(v10) Mode: CONC Corr. Factor: 1.000000
User: kellyca Custom ID1: Custom ID2: Custom ID3:
Comment:

Elem	Ag3280	Al1670	As1890	B_2089	Ba4554	Be3130	Bi2230	Ca3179	Cd2288	Co2286	Cr2055	Cu3247
Units	ppm	ppm	ppm	ppm	ppm	ppm	ppm	ppm	ppm	ppm	ppm	ppm
Avg	**.50975**	**.51520**	**1.0125**	**.54712**	**.49831**	**.49276**	**.00227**	**4.8121**	**.50889**	**.50270**	**.49144**	**.51131**
Stddev	.00097	.00137	.0034	.00199	.00079	.00071	.00146	.0051	.00110	.00071	.00132	.00041
%RSD	.19049	.26679	.33691	.36383	.15919	.14448	64.118	.10510	.21518	.14147	.26931	.08028
#1	.50906	.51422	1.0100	.54853	.49887	.49326	.00124	4.8156	.50967	.50320	.49238	.51102
#2	.51044	.51617	1.0149	.54571	.49775	.49225	.00330	4.8085	.50812	.50220	.49050	.51160
Check ?	Chk Pass	Chk Pass	Chk Pass	Chk Pass	Chk Pass	Chk Pass	None	Chk Pass	Chk Pass	Chk Pass	Chk Pass	Chk Pass
Value												
Range												

Elem	Fe2599	K_7664	Li6707	Mg2790	Mn2576	Mo2020	Na5895	Ni2316	P_1782	Pb2203	S_1820	Sb2068
Units	ppm	ppm	ppm	ppm	ppm	ppm	ppm	ppm	ppm	ppm	ppm	ppm
Avg	**2.3923**	**53.809**	F **1.1066**	**20.561**	**.49544**	**.49248**	F **5.5168**	**.50649**	**1.0270**	**1.0377**	**.01353**	**1.0129**
Stddev	.0071	.152	.0015	.011	.00116	.00132	.0060	.00111	.0032	.0026	.00053	.0004
%RSD	.29629	.28314	.13770	.05342	.23493	.26792	.10901	.22008	.30684	.24984	3.9098	.04232
#1	2.3873	53.917	1.1076	20.569	.49462	.49342	5.5125	.50727	1.0292	1.0395	.01315	1.0126
#2	2.3973	53.701	1.1055	20.554	.49626	.49155	5.5210	.50570	1.0248	1.0358	.01390	1.0132
Check ?	Chk Pass	Chk Pass	Chk Fail	Chk Pass	Chk Pass	Chk Pass	Chk Fail	Chk Pass	Chk Pass	Chk Pass	None	Chk Pass
Value			1.0000				5.0000					
Range			10.000%				10.000%					

Elem	Se1960	Si2881	Sn1899	Sr4077	Th2837	Ti3349	Tl1908	U_3701	V_2924	Zn2062	Zr3391
Units	ppm	ppm	ppm	ppm	ppm	ppm	ppm	ppm	ppm	ppm	ppm
Avg	**1.0522**	**4.7877**	**.99986**	**.50184**	**.00741**	**.48824**	**1.0493**	**-.00192**	**.48749**	**.48997**	**.48382**
Stddev	.0042	.0086	.00485	.00171	.00144	.00153	.0026	.00469	.00047	.00104	.00008
%RSD	.40204	.18004	.48555	.34066	19.377	.31399	.25202	244.56	.09555	.21215	.01564
#1	1.0552	4.7816	1.0033	.50305	.00640	.48715	1.0474	.00140	.48782	.49071	.48377
#2	1.0492	4.7938	.99643	.50063	.00843	.48932	1.0512	-.00524	.48716	.48924	.48387
Check ?	Chk Pass	Chk Pass	Chk Pass	Chk Pass	None	Chk Pass	Chk Pass	None	Chk Pass	Chk Pass	Chk Pass
Value											
Range											

Int. Std.	Y_2243	Y_3600	Y_3774
Units	Cts/S	Cts/S	Cts/S
Avg	**1546.5**	**31170.**	**5533.9**
Stddev	1.0	79.	10.3
%RSD	.06583	.25434	.18624
#1	1547.2	31226.	5541.2
#2	1545.8	31114.	5526.6

Sample Name: ccb Acquired: 5/24/2016 6:48:36 Type: QC
Method: 6500_026(v10) Mode: CONC Corr. Factor: 1.000000
User: kellyca Custom ID1: Custom ID2: Custom ID3:
Comment:

Elem	Ag3280	Al1670	As1890	B_2089	Ba4554	Be3130	Bi2230	Ca3179	Cd2288	Co2286	Cr2055	Cu3247
Units	ppm	ppm	ppm	ppm	ppm	ppm	ppm	ppm	ppm	ppm	ppm	ppm
Avg	**.00041**	**-.00044**	**.00170**	F **.01253**	**.00019**	**.00000**	**.00064**	**.00867**	**-.00005**	**.00006**	**-.00001**	**.00039**
Stddev	.00015	.00054	.00300	.00008	.00018	.00008	.00048	.00366	.00005	.00035	.00012	.00007
%RSD	37.964	121.95	176.60	.61891	97.612	1656.8	75.604	42.244	104.72	627.56	1685.3	17.474
#1	.00030	-.00006	.00382	.01248	.00031	-.00005	.00030	.01125	-.00009	.00030	.00008	.00043
#2	.00052	-.00082	-.00042	.01259	.00006	.00006	.00098	.00608	-.00001	-.00019	-.00009	.00034
Check ?	Chk Pass	Chk Pass	Chk Pass	Chk Fail	Chk Pass	Chk Pass	None	Chk Pass	Chk Pass	Chk Pass	Chk Pass	Chk Pass
High Limit				.00312								
Low Limit				-.00312								

Elem	Fe2599	K_7664	Li6707	Mg2790	Mn2576	Mo2020	Na5895	Ni2316	P_1782	Pb2203	S_1820	Sb2068
Units	ppm	ppm	ppm	ppm	ppm	ppm	ppm	ppm	ppm	ppm	ppm	ppm
Avg	**.00380**	**.22933**	**.00010**	**.01044**	**.00021**	**.00121**	W **.15351**	**.00004**	**.00383**	**.00184**	**.00275**	F **.01203**
Stddev	.00087	.00429	.00027	.00483	.00001	.00015	.00466	.00038	.00412	.00090	.00088	.00004
%RSD	22.856	1.8698	280.30	46.254	2.4488	12.826	3.0360	872.73	107.59	48.803	31.874	.35993
#1	.00319	.23237	-.00009	.01385	.00021	.00110	.15681	-.00023	.00092	.00120	.00337	.01206
#2	.00442	.22630	.00028	.00702	.00022	.00131	.15021	.00031	.00674	.00247	.00213	.01200
Check ?	Chk Pass	Chk Pass	Chk Pass	Chk Pass	Chk Pass	Chk Pass	Chk Warn	Chk Pass	Chk Pass	Chk Pass	None	Chk Fail
High Limit							.09160					.00628
Low Limit							-.09160					-.00628

Elem	Se1960	Si2881	Sn1899	Sr4077	Th2837	Ti3349	Tl1908	U_3701	V_2924	Zn2062	Zr3391
Units	ppm	ppm	ppm	ppm	ppm	ppm	ppm	ppm	ppm	ppm	ppm
Avg	W **.00950**	**.02139**	**.00003**	**.00023**	**.00116**	**.00016**	**.00128**	**.00872**	**.00015**	**.00045**	**.00009**
Stddev	.00158	.00643	.00133	.00003	.00132	.00050	.00076	.01018	.00028	.00010	.00038
%RSD	16.651	30.086	3989.9	12.151	113.96	308.53	59.510	116.67	192.49	22.500	401.41
#1	.01062	.02594	-.00091	.00021	.00022	.00052	.00074	.00153	-.00005	.00052	.00036
#2	.00839	.01684	.00097	.00025	.00209	-.00019	.00182	.01592	.00035	.00037	-.00017
Check ?	Chk Warn	Chk Pass	Chk Pass	Chk Pass	Chk Pass	Chk Pass	Chk Pass	Chk Pass	Chk Pass	Chk Pass	Chk Pass
High Limit	.00486										
Low Limit	-.00486										

Int. Std.	Y_2243	Y_3600	Y_3774
Units	Cts/S	Cts/S	Cts/S
Avg	**1549.1**	**31673.**	**5445.2**
Stddev	1.2	46.	12.8
%RSD	.07998	.14495	.23516
#1	1548.2	31641.	5454.2
#2	1549.9	31706.	5436.1

Sample Name: ccvl-3907489 Acquired: 5/24/2016 6:51:22 Type: QC
Method: 6500_026(v10) Mode: CONC Corr. Factor: 1.000000
User: kellyca Custom ID1: Custom ID2: Custom ID3:
Comment:

Elem	Ag3280	Al1670	As1890	B_2089	Ba4554	Be3130	Bi2230	Ca3179	Cd2288	Co2286	Cr2055	Cu3247
Units	ppm	ppm	ppm	ppm	ppm	ppm	ppm	ppm	ppm	ppm	ppm	ppm
Avg	**.01187**	**.11965**	**.01453**	**.11251**	**.01261**	F **.00273**	**.11147**	F **.30181**	F **.00689**	**.01207**	**.01203**	**.01767**
Stddev	.00011	.00065	.00168	.00108	.00003	.00004	.00115	.00289	.00022	.00005	.00002	.00011
%RSD	.96728	.54411	11.545	.96081	.25123	1.2931	1.0284	.95688	3.1431	.45423	.15047	.63947
#1	.01195	.11919	.01571	.11327	.01259	.00276	.11066	.29977	.00704	.01203	.01202	.01759
#2	.01179	.12011	.01334	.11174	.01263	.00271	.11228	.30385	.00674	.01210	.01204	.01775
Check ?	Chk Pass	Chk Pass	Chk Pass	Chk Pass	Chk Pass	Chk Fail	Chk Pass	Chk Fail	Chk Fail	Chk Pass	Chk Pass	Chk Pass
Value						.00100		.20000	.00500			
Range						30.000%		30.000%	30.000%			

Elem	Fe2599	K_7664	Li6707	Mg2790	Mn2576	Mo2020	Na5895	Ni2316	P_1782	Pb2203	S_1820	Sb2068
Units	ppm	ppm	ppm	ppm	ppm	ppm	ppm	ppm	ppm	ppm	ppm	ppm
Avg	F **.18573**	**3.5982**	F **.01432**	F **.28816**	**.01262**	**.02208**	**1.2505**	**.04292**	**2.8943**	F **.01265**	**.00611**	F **.02744**
Stddev	.00059	.0168	.00076	.00544	.00012	.00003	.0085	.00018	.0053	.00066	.00434	.00156
%RSD	.32030	.46556	5.3104	1.8863	.91582	.14585	.68088	.42184	.18181	5.2233	71.001	5.6970
#1	.18615	3.5863	.01485	.28432	.01271	.02205	1.2445	.04304	2.8906	.01312	.00917	.02633
#2	.18531	3.6100	.01378	.29200	.01254	.02210	1.2566	.04279	2.8981	.01218	.00304	.02854
Check ?	Chk Fail	Chk Pass	Chk Fail	Chk Fail	Chk Pass	Chk Pass	Chk Pass	Chk Pass	Chk Pass	Chk Fail	None	Chk Fail
Value	.10000		.01000	.20000						.00900		.02000
Range	30.000%		30.000%	30.000%						30.000%		30.000%

Elem	Se1960	Si2881	Sn1899	Sr4077	Th2837	Ti3349	Tl1908	U_3701	V_2924	Zn2062	Zr3391
Units	ppm	ppm	ppm	ppm	ppm	ppm	ppm	ppm	ppm	ppm	ppm
Avg	F **.02295**	**.50906**	**.10402**	**.01211**	**.01672**	**.01158**	F **.02149**	F **.09722**	**.01162**	F **.04015**	**.01643**
Stddev	.00049	.00628	.00019	.00001	.00083	.00022	.00189	.00816	.00005	.00077	.00069
%RSD	2.1342	1.2343	.18681	.06891	4.9791	1.8772	8.7937	8.3890	.40161	1.9145	4.2252
#1	.02329	.50462	.10388	.01212	.01613	.01173	.02015	.09145	.01166	.04069	.01594
#2	.02260	.51351	.10416	.01211	.01731	.01142	.02282	.10299	.01159	.03961	.01692
Check ?	Chk Fail	Chk Pass	Chk Pass	Chk Pass	Chk Pass	Chk Pass	Chk Fail	Chk Fail	Chk Pass	Chk Fail	Chk Pass
Value	.01500						.01500	.06000		.02000	
Range	30.000%						30.000%	30.000%		30.000%	

Int. Std.	Y_2243	Y_3600	Y_3774
Units	Cts/S	Cts/S	Cts/S
Avg	**1552.7**	**31924.**	**5484.1**
Stddev	.9	23.	9.0
%RSD	.06118	.07152	.16485
#1	1553.4	31940.	5490.5
#2	1552.1	31908.	5477.8

TestAmerica *Denver*

ICP Data Review Checklist

LIMS Batch Number(s): 326681, 83-86	Filename(s): 26aD523116	Instrument ID (circle one): ICP25 ICP26
Analyst/1st Reviewer/Date: [illegible] 5/24/16		Method (circle): 200.7 6020(A) 6010
Matrix (circle): Water Solid Leachate		QC Type (circle): Standard DoD Q5 DoD Q5 QAPP_____ Other_____
		Circle: Total TR PD Dissolved

Review Items	Yes	No	NA	2nd Rev	If No, why is data reportable?
A. Calibration/Instrument Run QC					
1. Instrument calibrated per lab SOP?	✓			✓	
2. Reanalysis of Calibration Standards before samples: 95-105% recovery	✓			✓	
3. ICB/CCB: run before samples, 10% frequency, & closing Result < ½ RL (routine) Result < LOD/2x MDL (DoD or special project)	✓			✓	If no, list details:
4. ICV/CCV: frequency initial, 10%, & closing 90-110% recovery, 5% RSD (6010) 95-105% recovery, 3% RSD (200.7)	✓			✓	If no, list details:
5. ICVL/CCVL: 70-130% recovery (6010C)	✓			✓	If no, list details:
6. ICSA/ICSAB: run before samples ICSA detections for non-spiked < 2x RL (<LOD/2x MDL for DoD or special project) ICSAB for spiked elements 80-120% *If no, list analytes:*	✓			✓	☐ Results outside limits due to contamination. ☐ Concentration of affected analyte in sample is less than RL.
7. RL-level check standard (CRI): 50-150% (routine) 80-120% recovery (DoD or special projects)	✓			✓	If no, list details:
B. Client Sample and QC Sample Results					
1. Samples with target element concentrations > 90% linear range diluted and reanalyzed? (200.7)	✓			✓	Comments:
2. Were all hits reported from a run with interfering elements < linear range? (L Flags investigated?)	✓			✓	Comments:
3. Internal standard (IS) response ± 30% of ICB IS? *If no, list details:*	✓			✓	☐ High IS response. Sample(s) rerun at dilution. ☐ Low IS response. Sample(s) rerun at dilution.
C. Preparation/Matrix QC					
1. Method Blank: one per preparation batch result < ½ RL (routine)	✓			✓	☐ No analyte > RL in associated samples ☐ Sample results >10x blank ☐ Insufficient sample for reanalysis
2. LCS: one per preparation batch 80-120% recovery or historical (routine) 85-115% recovery or historical (200.7); project limits (other)	✓			✓	☐ Insufficient sample for reanalysis ☐ LCS %R > QC limits & samples < RL
3. MS/MSD or MS/Dup frequency: a pair per batch (routine) a pair per 10 samples (200.7)	✓			✓	☐ Insufficient sample – LCS/LCSD analyzed
C. Preparation/Matrix QC (cont.)					
4. MS/MSD recovery & RPD: 75-125% recovery or historical (routine) 70-130% recovery or historical (200.7) 20% RPD project limits (other)	✓			—	☐ LCS acceptable – matrix effects ☐ Native analyte > 4x spike level ☐ Matrix effect and native analyte > 4x spike

TestAmerica *Denver*

Review Items	Yes	No	NA	2nd Rev	If No, why is data reportable?
5. If TCLP MS <50% and sample result 80-100% of toxicity characteristic limit, was MSA run?			✓	✓	Comments:
6. Serial dilution: present for each prep batch (routine) Required if MS/MSD fail (DoDV5) run at 5x dilution of parent sample ≤ 10% difference	✓			✓	☐ Sample result < 50 x MDL
7. Post digestion spike: Required if MS/MSD fail (DoD and 6010C) or by client request 75-125% recovery	✓			✓	
D. Raw Data & TALS Data Entry					
1. TALS Sample List Tab					
a. LIMS Sample IDs / Containers are correct	✓			✓	
b. Method and matrix are correct	✓			✓	
c. Date and time are correct	✓			✓	
d. Dilutions are correct	✓			✓	
e. Correct suffix designated; e.g., DU, (where applicable)	✓			✓	
2. TALS Sample Results Tab					
a. All reported analytes are marked Primary or Secondary	✓			✓	
b. All unused data are marked Rejected or Accepted. Unused data are clearly identified with reason not used	✓			✓	
c. Out of control QC is clearly identified	✓			✓	
d. Any data that has a qualifier is reviewed with appropriate action taken (NCM if needed)	✓			✓	
e. The attached data file includes the filename, instrument, and analyst initials	✓			✓	
3. TALS Worksheet Tab is complete and correct	✓			✓	
4. TALS Reagent Tab is complete and correct	✓			✓	
5. TALS QC Links Tab is correct	✓			✓	
6. TALS Batch Information Screen documentation is complete	✓			✓	
7. TALS Status set to appropriate review level	✓			✓	
E. Final Report and NCMs (2nd level review only)					
1. Were all job/project requirements met?				✓	
2. Results for samples and QC correct on final report?				✓	
3. Are all necessary scanned documents in TALS?				✓	
4. NCMs reviewed for applicability, correct references to batches, grammar/typographical errors?				✓	
5. Raw Data PDF attached as document				✓	

Comments: 2

2nd Reviewer: DBarker Review Date: 5/24/16

METALS BATCH WORKSHEET

Lab Name: TestAmerica Denver Job No.: 320-18794-1

SDG No.:

Batch Number: 325380 Batch Start Date: 05/17/16 08:05 Batch Analyst: Baca, Tessa E

Batch Method: 3010A Batch End Date: 05/17/16 13:05

Lab Sample ID	Client Sample ID	Method Chain	Basis	Initial pH	InitialAmount	FinalAmount	ICP SPK 2B 00039	ICP SPK 3A 00113	
MB 280-325380/1		3010A, 6010C			50 mL	50 mL			
LCS 280-325380/2		3010A, 6010C			50 mL	50 mL	0.5 mL	0.5 mL	
320-18794-E-1	OF-INF01-0516	3010A, 6010C	T	<2	50 mL	50 mL			

Batch Notes	
Lot # of hydrochloric acid	0000132880-09/20
Lot # of Nitric Acid	0000138698-03/10
Hot Block ID	03
Oven, Bath or Block Temperature 1	90 Degrees C
Oven, Bath or Block Temperature 2	95 Degrees C
Pipette ID	MET-89
Thermometer ID	3184
Digestion Tube/Cup ID	1509104
Uncorrected Temperature	90 Degrees C
Uncorrected Temperature 2	95 Degrees C

Basis	Basis Description
T	Total/NA

The pound sign (#) in the amount added field denotes that the reagent was used undiluted. All calculations are performed using the stated concentration for this reagent.

METALS BATCH WORKSHEET

Lab Name: TestAmerica Denver Job No.: 320-18794-1

SDG No.:

Batch Number: 325709 Batch Start Date: 05/17/16 11:00 Batch Analyst: Baca, Tessa E

Batch Method: FILTRATION Batch End Date: 05/18/16 14:54

Lab Sample ID	Client Sample ID	Method Chain	Basis	InitialAmount	FinalAmount				
MB 280-325709/1		FILTRATION, 3005A, 6010C		240 mL	240 mL				
LCS 280-325709/2		FILTRATION, 3005A, 6010C		240 mL	240 mL				
320-18794-C-1	OF-INF01-0516	FILTRATION, 3005A, 6010C	D	240 mL	240 mL				

Batch Notes	
Filter ID	9687803
Lot # of Nitric Acid	133393

Basis	Basis Description
D	Dissolved

The pound sign (#) in the amount added field denotes that the reagent was used undiluted. All calculations are performed using the stated concentration for this reagent.

METALS BATCH WORKSHEET

Lab Name: TestAmerica Denver Job No.: 320-18794-1

SDG No.:

Batch Number: 325989 Batch Start Date: 05/19/16 14:45 Batch Analyst: Johnson, Sarah E

Batch Method: 3005A Batch End Date: 05/19/16 19:45

Lab Sample ID	Client Sample ID	Method Chain	Basis	Initial pH	InitialAmount	FinalAmount	ICP SPK 2B 00040	ICP SPK 3A 00113	
MB 280-325709/1-A		3005A, 6010C			50 mL	50 mL			
LCS 280-325709/2-A		3005A, 6010C			50 mL	50 mL	0.5 mL	0.5 mL	
320-18794-C-1-B	OF-INF01-0516	3005A, 6010C	D	<2	50 mL	50 mL			
320-18794-C-1-B MS	OF-INF01-0516	3005A, 6010C	D	<2	50 mL	50 mL	0.5 mL	0.5 mL	
320-18794-C-1-B MSD	OF-INF01-0516	3005A, 6010C	D	<2	50 mL	50 mL	0.5 mL	0.5 mL	

Batch Notes	
Lot # of hydrochloric acid	0000132880-09/20
Lot # of Nitric Acid	0000138698-03/10
Hot Block ID	03
Oven, Bath or Block Temperature 1	90
Oven, Bath or Block Temperature 2	95
Pipette ID	MET-89
Thermometer ID	3184
Digestion Tube/Cup ID	1501179
Uncorrected Temperature	90 Celsius
Uncorrected Temperature 2	95 Celsius

Basis	Basis Description
D	Dissolved

The pound sign (#) in the amount added field denotes that the reagent was used undiluted. All calculations are performed using the stated concentration for this reagent.

GENERAL CHEMISTRY

COVER PAGE
GENERAL CHEMISTRY

Lab Name: TestAmerica Denver Job Number: 320-18794-1

SDG No.:

Project: NAS Oceana, VA - 9000 CTO-WE01

Client Sample ID	Lab Sample ID
OF-INF01-0516	320-18794-1
OF-CLTANK-0516	320-18794-3

Comments:

1B-IN
INORGANIC ANALYSIS DATA SHEET
GENERAL CHEMISTRY

Client Sample ID: OF-INF01-0516 Lab Sample ID: 320-18794-1

Lab Name: TestAmerica Denver Job No.: 320-18794-1

SDG ID.:

Matrix: Water Date Sampled: 05/10/2016 09:55

Reporting Basis: WET Date Received: 05/11/2016 09:30

Analyte	Result	LOQ	LOD	DL	Units	C	Q	DIL	Method
Total Suspended Solids	13	4.0	2.8	1.1	mg/L			1	SM 2540D

1B-IN
INORGANIC ANALYSIS DATA SHEET
GENERAL CHEMISTRY

Client Sample ID: OF-CLTANK-0516 Lab Sample ID: 320-18794-3

Lab Name: TestAmerica Denver Job No.: 320-18794-1

SDG ID.:

Matrix: Water Date Sampled: 05/10/2016 10:48

Reporting Basis: WET Date Received: 05/11/2016 09:30

Analyte	Result	LOQ	LOD	DL	Units	C	Q	DIL	Method
TOC Result 1	51	2.0	1.0	0.31	mg/L			2	9060
TOC Result 2	51	2.0	1.0	0.31	mg/L			2	9060
TOC Result 3	50	2.0	1.0	0.31	mg/L			2	9060
TOC Result 4	50	2.0	1.0	0.31	mg/L			2	9060
Total Organic Carbon - Quad	51	2.0	1.0	0.31	mg/L			2	9060

1B-IN
INORGANIC ANALYSIS DATA SHEET
GENERAL CHEMISTRY - DISSOLVED

Client Sample ID: OF-CLTANK-0516 Lab Sample ID: 320-18794-3

Lab Name: TestAmerica Denver Job No.: 320-18794-1

SDG ID.:

Matrix: Water Date Sampled: 05/10/2016 10:48

Reporting Basis: WET Date Received: 05/11/2016 09:30

Analyte	Result	LOQ	LOD	DL	Units	C	Q	DIL	Method
Dissolved Organic Carbon - Quad	29	2.0	1.0	0.31	mg/L			2	9060
DOC Result 1	29	2.0	1.0	0.31	mg/L			2	9060
DOC Result 2	30	2.0	1.0	0.31	mg/L			2	9060
DOC Result 3	29	2.0	1.0	0.31	mg/L			2	9060
DOC Result 4	29	2.0	1.0	0.31	mg/L			2	9060

2-IN
CALIBRATION QUALITY CONTROL
GENERAL CHEMISTRY

Lab Name: TestAmerica Denver Job No.: 320-18794-1

SDG No.:

Analyst: CCJ Batch Start Date: 05/18/2016

Reporting Units: mg/L Analytical Batch No.: 326066

Sample Number	QC Type	Time	Analyte	Result	Spike Amount	(%) Recovery	Limits	Qual	Reagent
1	ICV	16:12	TOC Result 1	20.0	20.0	100	90-110		TOC ICV Std_00029
			TOC Result 2	19.9	20.0	99	90-110		TOC ICV Std_00029
			TOC Result 3	19.8	20.0	99	90-110		TOC ICV Std_00029
			TOC Result 4	19.9	20.0	99	90-110		TOC ICV Std_00029
			Total Organic Carbon - Quad	19.9	20.0	99	90-110		TOC ICV Std_00029
2	ICB	16:28	TOC Result 1	0.238				J	
			TOC Result 2	0.252				J	
			TOC Result 3	0.252				J	
			TOC Result 4	0.234				J	
			Total Organic Carbon - Quad	0.244				J	
15	CCV	20:11	TOC Result 1	25.6	25.0	102	90-110		TOC LCS Std_00032
			TOC Result 2	25.3	25.0	101	90-110		TOC LCS Std_00032
			TOC Result 3	25.2	25.0	101	90-110		TOC LCS Std_00032
			TOC Result 4	25.1	25.0	100	90-110		TOC LCS Std_00032
			Total Organic Carbon - Quad	25.3	25.0	101	90-110		TOC LCS Std_00032
16	CCB	20:31	TOC Result 1	0.417				J	
			TOC Result 2	0.389				J	
			TOC Result 3	0.413				J	
			TOC Result 4	0.433				J	
			Total Organic Carbon - Quad	0.413				J	
27	CCV	23:25	TOC Result 1	24.8	25.0	99	90-110		TOC LCS Std_00032
			TOC Result 2	25.1	25.0	100	90-110		TOC LCS Std_00032
			TOC Result 3	24.9	25.0	99	90-110		TOC LCS Std_00032
			TOC Result 4	25.1	25.0	100	90-110		TOC LCS Std_00032
			Total Organic Carbon - Quad	25.0	25.0	100	90-110		TOC LCS Std_00032
28	CCB	23:43	TOC Result 1	0.331				J	
			TOC Result 2	0.314				J	
			TOC Result 3	0.352				J	
			TOC Result 4	0.360				J	
			Total Organic Carbon - Quad	0.339				J	

Note! Calculations are performed before rounding to avoid round-off errors in calculated results.

FORM II-IN

3-IN
METHOD BLANK
GENERAL CHEMISTRY

Lab Name: TestAmerica Denver Job No.: 320-18794-1

SDG No.:

Method	Lab Sample ID	Analyte	Result	Qual	Units	LOQ	Dil
Batch ID: 326066 Date: 05/18/2016 16:58							
9060	MB 280-326066/4	TOC Result 1	0.251	J	mg/L	1.0	1
9060	MB 280-326066/4	TOC Result 2	0.252	J	mg/L	1.0	1
9060	MB 280-326066/4	TOC Result 3	0.251	J	mg/L	1.0	1
9060	MB 280-326066/4	TOC Result 4	0.255	J	mg/L	1.0	1
9060	MB 280-326066/4	Total Organic Carbon - Quad	0.252	J	mg/L	1.0	1
Batch ID: 326067 Date: 05/18/2016 16:58							
9060	MB 280-326067/4	Dissolved Organic Carbon - Quad	0.252	J	mg/L	1.0	1
9060	MB 280-326067/4	DOC Result 1	0.251	J	mg/L	1.0	1
9060	MB 280-326067/4	DOC Result 2	0.252	J	mg/L	1.0	1
9060	MB 280-326067/4	DOC Result 3	0.251	J	mg/L	1.0	1
9060	MB 280-326067/4	DOC Result 4	0.255	J	mg/L	1.0	1
Batch ID: 325537 Date: 05/16/2016 16:19							
SM 2540D	MB 280-325537/2	Total Suspended Solids	2.8	U	mg/L	4.0	1

7A-IN
LAB CONTROL SAMPLE
GENERAL CHEMISTRY

Lab Name: TestAmerica Denver Job No.: 320-18794-1

SDG No.:

Matrix: Water

Method	Lab Sample ID	Analyte	Result	C	Unit	Spike Amount	Pct. Rec.	Limits	RPD	RPD Limit	Q
Batch ID: 326066	Date: 05/18/2016 16:42										
						LCS Source: TOC LCS Std_00032					
9060	LCS 280-326066/3	TOC Result 1	24.6		mg/L	25.0	98	88-112			
9060	LCS 280-326066/3	TOC Result 2	24.4		mg/L	25.0	98	88-112			
9060	LCS 280-326066/3	TOC Result 3	24.4		mg/L	25.0	98	88-112			
9060	LCS 280-326066/3	TOC Result 4	24.7		mg/L	25.0	99	88-112			
9060	LCS 280-326066/3	Total Organic Carbon - Quad	24.5		mg/L	25.0	98	88-112			
Batch ID: 325537	Date: 05/16/2016 16:19										
						LCS Source: TSS Daily STD_00456					
SM 2540D	LCS 280-325537/1	Total Suspended Solids	90.0		mg/L	100	90	86-114			

Calculations are performed before rounding to avoid round-off errors in calculated results.

FORM VIIA-IN

9-IN
DETECTION LIMITS
GENERAL CHEMISTRY

Lab Name: TestAmerica Denver Job Number: 320-18794-1

SDG Number:

Matrix: Water Instrument ID: WC_SHI2

Method: 9060 DL Date: 03/28/2011 11:39

Analyte	Wavelength/ Mass	LOQ (mg/L)	DL (mg/L)
TOC Result 1		1	0.155
TOC Result 2		1	0.155
TOC Result 3		1	0.155
TOC Result 4		1	0.155
Total Organic Carbon - Quad		1	0.155

9-IN
CALIBRATION BLANK DETECTION LIMITS
GENERAL CHEMISTRY

Lab Name: TestAmerica Denver Job Number: 320-18794-1

SDG Number:

Matrix: Water Instrument ID: WC_SHI2

Method: 9060 XMDL Date: 03/28/2011 11:39

Analyte	Wavelength/ Mass	XRL (mg/L)	XMDL (mg/L)
TOC Result 1		1	0.155
TOC Result 2		1	0.155
TOC Result 3		1	0.155
TOC Result 4		1	0.155
Total Organic Carbon - Quad		1	0.155

9-IN
DETECTION LIMITS
GENERAL CHEMISTRY - DISSOLVED

Lab Name: TestAmerica Denver Job Number: 320-18794-1

SDG Number:

Matrix: Water Instrument ID: WC_SHI2

Method: 9060 DL Date: 03/28/2011 11:39

Analyte	Wavelength/ Mass	LOQ (mg/L)	DL (mg/L)
Dissolved Organic Carbon - Quad		1	0.155
DOC Result 1		1	0.155
DOC Result 2		1	0.155
DOC Result 3		1	0.155
DOC Result 4		1	0.155

9-IN
CALIBRATION BLANK DETECTION LIMITS
GENERAL CHEMISTRY - DISSOLVED

Lab Name: TestAmerica Denver Job Number: 320-18794-1

SDG Number:

Matrix: Water Instrument ID: WC_SHI2

Method: 9060 XMDL Date: 03/28/2011 11:39

Analyte	Wavelength/ Mass	XRL (mg/L)	XMDL (mg/L)
Dissolved Organic Carbon - Quad		1	0.155
DOC Result 1		1	0.155
DOC Result 2		1	0.155
DOC Result 3		1	0.155
DOC Result 4		1	0.155

9-IN
DETECTION LIMITS
GENERAL CHEMISTRY

Lab Name: TestAmerica Denver Job Number: 320-18794-1

SDG Number:

Matrix: Water Instrument ID: NOEQUIP

Method: SM 2540D DL Date: 04/01/2011 10:35

Analyte	Wavelength/ Mass	LOQ (mg/L)	DL (mg/L)
Total Suspended Solids		4	1.1

9-IN
CALIBRATION BLANK DETECTION LIMITS
GENERAL CHEMISTRY

Lab Name: TestAmerica Denver Job Number: 320-18794-1

SDG Number:

Matrix: Water Instrument ID: NOEQUIP

Method: SM 2540D XMDL Date: 04/01/2011 10:35

Analyte	Wavelength/ Mass	XRL (mg/L)	XMDL (mg/L)
Total Suspended Solids		4	1.1

13-IN
ANALYSIS RUN LOG
GENERAL CHEMISTRY

Lab Name: TestAmerica Denver Job No.: 320-18794-1

SDG No.:

Instrument ID: WC_SHI2 Analysis Method: 9060

Start Date: 05/18/2016 16:12 End Date: 05/19/2016 09:46

Lab Sample Id	D/F	Type	Time	Analytes																										
				TOC1	TOC2	TOC3	TOC4	TOCQ																						
ICV 280-326066/1	1		16:12	X	X	X	X	X																						
ICB 280-326066/2	1		16:28	X	X	X	X	X																						
LCS 280-326066/3	1	T	16:42	X	X	X	X	X																						
MB 280-326066/4	1	T	16:58	X	X	X	X	X																						
ZZZZZZ			17:13																											
ZZZZZZ			17:29																											
ZZZZZZ			17:44																											
ZZZZZZ			17:59																											
ZZZZZZ			18:14																											
ZZZZZZ			18:29																											
ZZZZZZ			18:46																											
ZZZZZZ			19:10																											
ZZZZZZ			19:33																											
ZZZZZZ			19:56																											
CCV 280-326066/15	1		20:11	X	X	X	X	X																						
CCB 280-326066/16	1		20:31	X	X	X	X	X																						
ZZZZZZ			20:48																											
320-18794-3	2	T	21:05	X	X	X	X	X																						
ZZZZZZ			21:23																											
ZZZZZZ			21:40																											
ZZZZZZ			21:55																											
ZZZZZZ			22:11																											
ZZZZZZ			22:26																											
ZZZZZZ			22:41																											
ZZZZZZ			22:56																											
ZZZZZZ			23:10																											
CCV 280-326066/27	1		23:25	X	X	X	X	X																						
CCB 280-326066/28	1		23:43	X	X	X	X	X																						
ZZZZZZ			23:57																											
ZZZZZZ			00:12																											
ZZZZZZ			00:29																											
ZZZZZZ			00:43																											
ZZZZZZ			00:58																											
ZZZZZZ			01:13																											
ZZZZZZ			01:28																											
ZZZZZZ			01:43																											
ZZZZZZ			01:57																											
ZZZZZZ			02:12																											
CCV 280-326066/39			02:27																											
CCB 280-326066/40			02:42																											

FORM XIII-IN

13-IN
ANALYSIS RUN LOG
GENERAL CHEMISTRY

Lab Name: TestAmerica Denver Job No.: 320-18794-1

SDG No.:

Instrument ID: WC_SHI2 Analysis Method: 9060

Start Date: 05/18/2016 16:12 End Date: 05/19/2016 09:46

Lab Sample Id	D/F	Type	Time	Analytes																										
				TOC1	TOC2	TOC3	TOC4	TOCQ																						
ZZZZZZ			02:57																											
ZZZZZZ			03:12																											
ZZZZZZ			03:27																											
ZZZZZZ			03:42																											
ZZZZZZ			03:57																											
ZZZZZZ			04:12																											
ZZZZZZ			04:26																											
ZZZZZZ			04:41																											
ZZZZZZ			04:55																											
ZZZZZZ			05:10																											
CCV 280-326066/51			05:25																											
CCB 280-326066/52			05:40																											
ZZZZZZ			05:57																											
ZZZZZZ			06:12																											
ZZZZZZ			06:28																											
ZZZZZZ			06:43																											
ZZZZZZ			06:57																											
ZZZZZZ			07:14																											
ZZZZZZ			07:29																											
ZZZZZZ			07:44																											
ZZZZZZ			07:59																											
ZZZZZZ			08:14																											
CCV 280-326066/63			08:29																											
CCB 280-326066/64			08:45																											
ZZZZZZ			08:59																											
ZZZZZZ			09:14																											
CCV 280-326066/67			09:31																											
CCB 280-326066/68			09:46																											

Prep Types:
D = Dissolved
T = Total/NA

13-IN
ANALYSIS RUN LOG
GENERAL CHEMISTRY

Lab Name: TestAmerica Denver Job No.: 320-18794-1

SDG No.:

Instrument ID: WC_SHI2 Analysis Method: 9060

Start Date: 05/18/2016 16:12 End Date: 05/19/2016 09:46

Lab Sample Id	D/F	Type	Time	Analytes																										
				DOC2	DOCQ	DOCR1	DOCR3	DOCR4																						
ICV 280-326067/1	1		16:12																											
ICB 280-326067/2	1		16:28																											
ZZZZZZ			16:42																											
ZZZZZZ			16:58																											
ZZZZZZ			17:13																											
ZZZZZZ			17:29																											
ZZZZZZ			17:44																											
ZZZZZZ			17:59																											
ZZZZZZ			18:14																											
ZZZZZZ			18:29																											
ZZZZZZ			18:46																											
ZZZZZZ			19:10																											
ZZZZZZ			19:33																											
ZZZZZZ			19:56																											
CCV 280-326067/15	1		20:11																											
CCB 280-326067/16	1		20:31																											
ZZZZZZ			20:48																											
ZZZZZZ			21:05																											
320-18794-3	2	D	21:23	X	X	X	X	X																						
ZZZZZZ			21:40																											
ZZZZZZ			21:55																											
ZZZZZZ			22:11																											
ZZZZZZ			22:26																											
ZZZZZZ			22:41																											
ZZZZZZ			22:56																											
ZZZZZZ			23:10																											
CCV 280-326067/27	1		23:25																											
CCB 280-326067/28	1		23:43																											
ZZZZZZ			23:57																											
ZZZZZZ			00:12																											
ZZZZZZ			00:29																											
ZZZZZZ			00:43																											
ZZZZZZ			00:58																											
ZZZZZZ			01:13																											
ZZZZZZ			01:28																											
ZZZZZZ			01:43																											
ZZZZZZ			01:57																											
ZZZZZZ			02:12																											
CCV 280-326067/39			02:27																											

FORM XIII-IN

13-IN
ANALYSIS RUN LOG
GENERAL CHEMISTRY

Lab Name: TestAmerica Denver Job No.: 320-18794-1

SDG No.:

Instrument ID: WC_SHI2 Analysis Method: 9060

Start Date: 05/18/2016 16:12 End Date: 05/19/2016 09:46

Lab Sample Id	D/F	Type	Time	Analytes																										
				DOC2	DOCQ	DOCR1	DOCR3	DOCR4																						
CCB 280-326067/40			02:42																											
ZZZZZZ			02:57																											
ZZZZZZ			03:12																											
ZZZZZZ			03:27																											
ZZZZZZ			03:42																											
ZZZZZZ			03:57																											
ZZZZZZ			04:12																											
ZZZZZZ			04:26																											
ZZZZZZ			04:41																											
ZZZZZZ			04:55																											
ZZZZZZ			05:10																											
CCV 280-326067/51			05:25																											
CCB 280-326067/52			05:40																											
ZZZZZZ			05:57																											
ZZZZZZ			06:12																											
ZZZZZZ			06:28																											
ZZZZZZ			06:43																											
ZZZZZZ			06:57																											
ZZZZZZ			07:14																											
ZZZZZZ			07:29																											
ZZZZZZ			07:44																											
ZZZZZZ			07:59																											
ZZZZZZ			08:14																											
CCV 280-326067/63			08:29																											
CCB 280-326067/64			08:45																											
ZZZZZZ			08:59																											
ZZZZZZ			09:14																											
CCV 280-326067/67			09:31																											
CCB 280-326067/68			09:46																											

Prep Types:
D = Dissolved
T = Total/NA

FORM XIII-IN

13-IN
ANALYSIS RUN LOG
GENERAL CHEMISTRY

Lab Name: TestAmerica Denver Job No.: 320-18794-1

SDG No.:

Instrument ID: NOEQUIP Analysis Method: SM 2540D

Start Date: 05/16/2016 16:19 End Date: 05/16/2016 16:19

Lab Sample Id	D/F	Type	Time	Analytes																								
				TSS																								
LCS 280-325537/1	1	T	16:19	X																								
MB 280-325537/2	1	T	16:19	X																								
ZZZZZZ			16:19																									
ZZZZZZ			16:19																									
ZZZZZZ			16:19																									
ZZZZZZ			16:19																									
ZZZZZZ			16:19																									
ZZZZZZ			16:19																									
ZZZZZZ			16:19																									
ZZZZZZ			16:19																									
ZZZZZZ			16:19																									
ZZZZZZ			16:19																									
ZZZZZZ			16:19																									
ZZZZZZ			16:19																									
ZZZZZZ			16:19																									
ZZZZZZ			16:19																									
ZZZZZZ			16:19																									
ZZZZZZ			16:19																									
320-18794-1	1	T	16:19	X																								
ZZZZZZ			16:19																									
ZZZZZZ			16:19																									
ZZZZZZ			16:19																									
ZZZZZZ			16:19																									
ZZZZZZ			16:19																									
ZZZZZZ			16:19																									

Prep Types:
T = Total/NA

FORM XIII-IN

pH CT 5/18/16

	Analysis	Sample Name	Dilution	Result	Comment	Date / Time	Vial
1	NPOC	ICV	1.000	"			1
2	NPOC	ICB	1.000	"			2
3	NPOC	LCS	1.000	"			3
4	NPOC	MB	1.000	"			4
5	NPOC	TIC	1.000	"			5
6	NPOC	280-82645-b-1	1.000	"			6
7	NPOC	MS 280-82645-b-1	1.000	"			7
8	NPOC	MSD 280-82645-b-1	1.000	"			8
9	NPOC	280-82645-a-2	1.000	"			9
10	NPOC	280-82645-a-3	1.000	"			10
11	NPOC	280-82645-a-4	1.000	"			11
12	NPOC	280-82645-a-5	1.000	"			12
13	NPOC	280-82645-a-6	1.000	"			13
14	NPOC	280-82645-a-7	1.000	"			14
15	NPOC	CCV	1.000	"			15
16	NPOC	CCB	1.000	"			16
17	NPOC	280-82645-a-8	1.000	"			17
18	NPOC	320-18794-b-3	2x ~~1.000~~	"	cloudy		18
19	NPOC	320-18794-a-3 F	2x 1.000	"	J		19
20	NPOC	280-82709-a-15	1.000	"			20
21	NPOC	MS 280-82709-a-15	1.000	"			21
22	NPOC	MSD 280-82709-a-1	1.000	"			22
23	NPOC	280-82709-a-20	1.000	"			23
24	NPOC	280-82709-a-24	1.000	"			24
25	NPOC	280-82709-a-25	1.000	"			25
26	NPOC	280-82709-a-26	1.000	"			26
27	NPOC	CCV	1.000	"			27
28	NPOC	CCB	1.000	"			28
29	NPOC	280-82709-a-27	1.000	"			29
30	NPOC	280-82709-a-28	1.000	"			30
31	NPOC	280-82783-b-1	1.000	"			31
32	NPOC	280-82783-b-2	1.000	"			32
33	NPOC	280-82783-b-3	1.000	"			33
34	NPOC	LCS	1.000	"			34
35	NPOC	MB	1.000	"			35
36	NPOC	TIC	1.000	"			36
37	NPOC	280-82783-b-4	1.000	"			37
38	NPOC	280-82783-b-5	1.000	"			38
39	NPOC	CCV	1.000	"			39
40	NPOC	CCB	1.000	"			40
41	NPOC	280-82783-b-6	1.000	"			41
42	NPOC	MS 280-82783-b-6	1.000	"			42
43	NPOC	MSD 280-82783-b-6	1.000	"			43
44	NPOC	280-82783-b-7	1.000	"			44
45	NPOC	280-82783-b-8	1.000	"			45
46	NPOC	280-82783-b-9	1.000	"			46
47	NPOC	280-82783-b-10	1.000	"			47
48	NPOC	280-82783-b-11	1.000	"			48
49	NPOC	280-82783-b-12	1.000	"			49
50	NPOC	280-82783-b-13	1.000	"			50
51	NPOC	CCV	1.000	"			51
52	NPOC	CCB	1.000	"			52
53	NPOC	280-82783-b-14	1.000	"			53
54	NPOC	680-125220-g-1	1.000	"			54
55	NPOC	680-125221-g-1	1.000	"			55
56	NPOC	680-125221-g-2	1.000	"			56
57	NPOC	680-125221-g-3	1.000	"			57
58	NPOC	680-125221-g-4	1.000	"			58
59	NPOC	280-82645-a-12	1.000	"			59
60	NPOC	MS 280-82645-a-12	1.000	"			60
61	NPOC	MSD 280-82645-a-1	1.000	"			61
62	NPOC	280-82921-b-4	1.000	"			62
63	NPOC	CCV	1.000	"			63
64	NPOC	CCB	1.000	"			64
65	NPOC	280-82921-b-5	1.000	"			65
66	NPOC	280-82946-c-1	1.000	"			66
67	NPOC	CCV	1.000	"			67

pH CF 5/18/16

	Analysis	Sample Name	Dilution	Result	Comment	Date / Time	Vial
68	NPOC	CCB	1.000	~~LL~~			68

TestAmerica
THE LEADER IN ENVIRONMENTAL TESTING

Calibration Data Review Checklist

Note: Includes all methods (except IC, CN) that utilize initial calibration)

SOP No. WC00006		Instrument ID: 5HI2
LIMS Prep Batch#: NA	LIMS Analytical Batch# 326066/826067	ICAL Batch NA
Analyst(s)/1st Reviewer/Date: CA 5/19/16		QC Type (circle): (Standard) LCSD DOD Q4 DoD Q5 QAPP_____ Other_____
Method (circle): 3500-Cr B 3500-Cr D 3500-Fe B 3500-Fe D 350.1 351.2 353.2 365.1 410.4 420.1 420.4 4500-NO_2 B 4500-S^{2-} D 7196A (9060) 5310B		
Matrix (circle): (Water) Solid Waste Leachate		Circle all that apply: (Total) (Field Filtered) Lab Filtered

Review Items	Yes	No	NA	2nd Rev	If No, why is data reportable? (List NCM #)
A. Calibration/Instrument Run QC					
1. Verify intermediate standards for correct concentration stated in SOP (ICAL pts at correct concentration)	✓			✓	
2. Number of Points: 1st order: 5 standards; 2nd order: 6 standards	✓			✓	
3. Linearity and intercept: r ≥ 0.995 (r^2≥0.99) |x-intercept| < ½ RL	✓			✓	
4. ICV, second source: run before samples 90-110% recovery	✓			✓	
5. CCV: 10% frequency & closing 90-110% recovery	✓			✓	
6. Cadmium Column Efficiency Check (353.2): 85-115% NO_2 recovery			✓	✓	
7. ICB: run before samples, CCB: 10% frequency, & closing Result < ½ RL (410.4 Result <RL)	✓			✓	
B. Client Sample and QC Sample Results					
8. Samples with results > linear range diluted and reanalyzed?	✓			✓	Comments:
9. On-instrument response of diluted sample is >10X |MB| on-instrument response			✓	✓	Comments:
C. Preparation/Matrix QC					
10. If samples are lab filtered, QC samples filtered?			✓	✓	
11. Method Blank: one per preparation batch Result < ½ RL (410.4 Result <RL)	✓			✓	*If no, list blank ID & explain:*
12. LCS: one per preparation batch 90-110% recovery Lab limits (3500-x, 4500-x, 7196A); (7196 DOD5: 90-111% recovery)	✓			✓	*If no, list LCS ID & explain:*
13. MS/MSD or MS/Dup frequency (Determine correct frequency by method or reference SOP) A pair per 20 samples or a pair per 10 samples Lab limits (3500-x, 4500-x, 7196A);Others (90-110%)	✓			✓	*If no, list QC ID & explain:*

Review Items	Yes	No	NA	2nd Rev	If No, why is data reportable?
D. Raw Data & TALS Data Entry					
14. Raw Data/Run Log					
a. Unused data is clearly identified and reason not used is stated	✓			✓	
b. All cross outs are initialed and dated	✓			✓	
c. Out of control QC is clearly identified	✓			✓	
d. Any data that has a qualifier is commented on with appropriate action taken	✓			✓	
e. The first page of the run includes the filename, instrument, and analyst initials/signature f. Analyst initials/signature provided	✓			✓	
15. TALS Sample List					
a. LIMS Sample IDs / Containers are correct	✓			✓	
b. Method and matrix are correct	✓			✓	
c. Date and time match raw data	✓			✓	
d. Dilutions are correct	✓			✓	
e. Correct suffix (DU, MS, MSD) designated (where applicable)	✓			✓	
16. TALS Worksheet Tab is complete and correct	✓			✓	
17. Sample pH, presence of chlorine/sulfide recorded?	✓			✓	
18. NCM written for any samples needing preservation at the bench?	✓			✓	
19. TALS Reagent Tab is complete and correct	✓			✓	
20. TALS QC Links Tab is correct	✓			✓	
21. TALS Sample Results Tab					
a. All unused data are marked Rejected or Accepted	✓			✓	
b. All reported analytes are marked Primary or Secondary	✓			✓	
22. TALS Batch Information Screen documentation is complete	✓			✓	
23. Historical Data Checker: Check historical data. Print charts for outliers. Take corrective action as appropriate	✓			✓	
24. TALS Status set to appropriate review level	✓			✓	
E. Final Report and NCMs (2nd level review only)					
25. Were all job/project requirements met?				✓	
26. Results for samples and QC correct on final report?				✓	
27. Are all necessary scanned documents in TALS?				✓	
28. NCMs reviewed for applicability, correct references to batches, grammar/typographical errors?				✓	

Comments: _____

CMD 5/19/16

2nd Reviewer: Caitlyn McLaurie **Review Date:** 5/19/16

	Analysis	Sample Name	Dilution	Result	Comment	Date / Time	Vial
1	NPOC	ICV	1.000	NPOC:19.89ppm		05/18/2016 04:19:44 PM	1
2	NPOC	ICB	1.000	NPOC:0.2439ppm		05/18/2016 04:34:18 PM	2
3	NPOC	LCS	1.000	NPOC:24.51ppm		05/18/2016 04:50:11 PM	3
4	NPOC	MB	1.000	NPOC:0.2523ppm		05/18/2016 05:04:45 PM	4
5	NPOC	TIC	1.000	NPOC:0.2664ppm		05/18/2016 05:19:19 PM	5
6	NPOC	280-82645-b-1	1.000	NPOC:1.405ppm		05/18/2016 05:35:59 PM	6
7	NPOC	MS 280-82645-b-1	1.000	NPOC:25.93ppm		05/18/2016 05:51:12 PM	7
8	NPOC	MSD 280-82645-b-1	1.000	NPOC:25.95ppm		05/18/2016 06:06:31 PM	8
9	NPOC	280-82645-a-2	1.000	NPOC:6.431ppm		05/18/2016 06:21:05 PM	9
10	NPOC	280-82645-a-3	1.000	NPOC:13.53ppm		05/18/2016 06:36:01 PM	10
11	NPOC	280-82645-a-4	1.000	NPOC:137.5ppm		05/18/2016 06:59:59 PM	11
12	NPOC	280-82645-a-5	1.000	NPOC:149.2ppm		05/18/2016 07:17:08 PM	12
13	NPOC	280-82645-a-6	1.000	NPOC:239.9ppm		05/18/2016 07:39:56 PM	13
14	NPOC	280-82645-a-7	1.000	NPOC:195.7ppm		05/18/2016 08:03:05 PM	14
15	NPOC	CCV	1.000	NPOC:25.29ppm		05/18/2016 08:19:19 PM	15
16	NPOC	CCB	1.000	NPOC:0.4131ppm		05/18/2016 08:38:05 PM	16
17	NPOC	280-82645-a-8	1.000	NPOC:97.80ppm		05/18/2016 08:55:19 PM	17
18	NPOC	320-18794-b-3	2.000	NPOC:50.51ppm		05/18/2016 09:12:56 PM	18
19	NPOC	320-18794-a-3	2.000	NPOC:29.38ppm		05/18/2016 09:30:32 PM	19
20	NPOC	280-82709-a-15	1.000	NPOC:5.255ppm		05/18/2016 09:47:14 PM	20
21	NPOC	MS 280-82709-a-15	1.000	NPOC:30.10ppm		05/18/2016 10:02:45 PM	21
22	NPOC	MSD 280-82709-a-1	1.000	NPOC:29.94ppm		05/18/2016 10:18:09 PM	22
23	NPOC	280-82709-a-20	1.000	NPOC:5.115ppm		05/18/2016 10:32:44 PM	23
24	NPOC	280-82709-a-24	1.000	NPOC:15.43ppm		05/18/2016 10:48:03 PM	24
25	NPOC	280-82709-a-25	1.000	NPOC:1.954ppm		05/18/2016 11:02:37 PM	25
26	NPOC	280-82709-a-26	1.000	NPOC:1.792ppm		05/18/2016 11:17:11 PM	26
27	NPOC	CCV	1.000	NPOC:24.98ppm		05/18/2016 11:32:52 PM	27
28	NPOC	CCB	1.000	NPOC:0.3394ppm		05/18/2016 11:49:32 PM	28
29	NPOC	280-82709-a-27	1.000	NPOC:1.772ppm		05/19/2016 12:04:05 AM	29
30	NPOC	280-82709-a-28	1.000	NPOC:1.195ppm		05/19/2016 12:20:45 AM	30
31	NPOC	280-82783-b-1	1.000	NPOC:4.085ppm		05/19/2016 12:35:18 AM	31
32	NPOC	280-82783-b-2	1.000	NPOC:4.327ppm		05/19/2016 12:49:53 AM	32
33	NPOC	280-82783-b-3	1.000	NPOC:0.9950ppm		05/19/2016 01:04:28 AM	33
34	NPOC	LCS	1.000	NPOC:24.80ppm		05/19/2016 01:20:17 AM	34
35	NPOC	MB	1.000	NPOC:0.3247ppm		05/19/2016 01:34:52 AM	35
36	NPOC	TIC	1.000	NPOC:0.3352ppm		05/19/2016 01:49:27 AM	36
37	NPOC	280-82783-b-4	1.000	NPOC:1.801ppm		05/19/2016 02:04:02 AM	37
38	NPOC	280-82783-b-5	1.000	NPOC:2.382ppm		05/19/2016 02:18:38 AM	38
39	NPOC	CCV	1.000	NPOC:24.80ppm		05/19/2016 02:34:29 AM	39
40	NPOC	CCB	1.000	NPOC:0.3173ppm		05/19/2016 02:49:04 AM	40
41	NPOC	280-82783-b-6	1.000	NPOC:1.925ppm		05/19/2016 03:03:39 AM	41
42	NPOC	MS 280-82783-b-6	1.000	NPOC:26.50ppm		05/19/2016 03:19:00 AM	42
43	NPOC	MSD 280-82783-b-6	1.000	NPOC:26.60ppm		05/19/2016 03:34:41 AM	43
44	NPOC	280-82783-b-7	1.000	NPOC:1.319ppm		05/19/2016 03:49:16 AM	44
45	NPOC	280-82783-b-8	1.000	NPOC:2.766ppm		05/19/2016 04:03:51 AM	45
46	NPOC	280-82783-b-9	1.000	NPOC:1.396ppm		05/19/2016 04:18:26 AM	46
47	NPOC	280-82783-b-10	1.000	NPOC:3.144ppm		05/19/2016 04:33:02 AM	47
48	NPOC	280-82783-b-11	1.000	NPOC:2.730ppm		05/19/2016 04:47:37 AM	48
49	NPOC	280-82783-b-12	1.000	NPOC:2.374ppm		05/19/2016 05:02:12 AM	49
50	NPOC	280-82783-b-13	1.000	NPOC:1.400ppm		05/19/2016 05:16:47 AM	50
51	NPOC	CCV	1.000	NPOC:24.69ppm		05/19/2016 05:32:28 AM	51
52	NPOC	CCB	1.000	NPOC:0.3343ppm		05/19/2016 05:47:04 AM	52
53	NPOC	280-82783-b-14	1.000	NPOC:0.3522ppm		05/19/2016 06:03:44 AM	53
54	NPOC	680-125220-g-1	1.000	NPOC:2.836ppm		05/19/2016 06:18:19 AM	54
55	NPOC	680-125221-g-1	1.000	NPOC:1.067ppm		05/19/2016 06:34:59 AM	55
56	NPOC	680-125221-g-2	1.000	NPOC:0.6440ppm		05/19/2016 06:49:33 AM	56
57	NPOC	680-125221-g-3	1.000	NPOC:0.9855ppm		05/19/2016 07:04:09 AM	57
58	NPOC	680-125221-g-4	1.000	NPOC:1.057ppm		05/19/2016 07:20:51 AM	58
59	NPOC	280-82645-a-12	1.000	NPOC:4.330ppm		05/19/2016 07:35:31 AM	59
60	NPOC	MS 280-82645-a-12	1.000	NPOC:28.90ppm		05/19/2016 07:51:00 AM	60
61	NPOC	MSD 280-82645-a-1	1.000	NPOC:29.01ppm		05/19/2016 08:06:32 AM	61
62	NPOC	280-82921-b-4	1.000	NPOC:0.9940ppm		05/19/2016 08:21:09 AM	62
63	NPOC	CCV	1.000	NPOC:24.82ppm		05/19/2016 08:36:58 AM	63
64	NPOC	CCB	1.000	NPOC:0.3301ppm		05/19/2016 08:51:35 AM	64
65	NPOC	280-82921-b-5	1.000	NPOC:2.468ppm		05/19/2016 09:06:10 AM	65
66	NPOC	280-82946-c-1	1.000	NPOC:1.050ppm		05/19/2016 09:23:03 AM	66
67	NPOC	CCV	1.000	NPOC:24.77ppm		05/19/2016 09:38:41 AM	67
68	NPOC	CCB	1.000	NPOC:0.3731ppm		05/19/2016 09:53:18 AM	68

Instr.Information

System	TOC-VCSH(2)
Detector	Combustion
Catalyst	Regular Sensitivity
Cell Length	long

Sample

Sample Name:	ICV
Sample ID:	
Origin:	TOC .met
Status	Completed
Chk. Result	

Type	Anal.	Dil.	Result
Unknown	NPOC	1.000	NPOC:19.89ppm

1. Det

Anal.: NPOC

No.	Area	Conc.	Inj. Vol.	Aut. Dil.	Ex.	Cal. Curve	Date / Time
1	80.10	19.98ppm	50uL	1		1-50 PPM TOC.2016_04_21_14_54_51.cal	05/18/2016 04:12:21 PM
2	79.76	19.89ppm	50uL	1		1-50 PPM TOC.2016_04_21_14_54_51.cal	05/18/2016 04:14:47 PM
3	79.30	19.78ppm	50uL	1		1-50 PPM TOC.2016_04_21_14_54_51.cal	05/18/2016 04:17:14 PM
4	79.75	19.89ppm	50uL	1		1-50 PPM TOC.2016_04_21_14_54_51.cal	05/18/2016 04:19:44 PM

Mean Area 79.73
Mean Conc. 19.89ppm

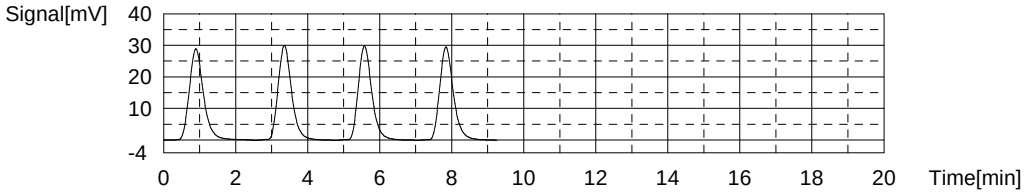

Sample

Sample Name:	ICB
Sample ID:	
Origin:	TOC .met
Status	Completed
Chk. Result	

Type	Anal.	Dil.	Result
Unknown	NPOC	1.000	NPOC:0.2439ppm

1. Det

Anal.: NPOC

No.	Area	Conc.	Inj. Vol.	Aut. Dil.	Ex.	Cal. Curve	Date / Time
1	0.5238	0.2381ppm	50uL	1		1-50 PPM TOC.2016_04_21_14_54_51.cal	05/18/2016 04:28:00 PM
2	0.5792	0.2518ppm	50uL	1		1-50 PPM TOC.2016_04_21_14_54_51.cal	05/18/2016 04:30:06 PM
3	0.5783	0.2516ppm	50uL	1		1-50 PPM TOC.2016_04_21_14_54_51.cal	05/18/2016 04:32:12 PM
4	0.5075	0.2340ppm	50uL	1		1-50 PPM TOC.2016_04_21_14_54_51.cal	05/18/2016 04:34:18 PM

Mean Area 0.5472
Mean Conc. 0.2439ppm

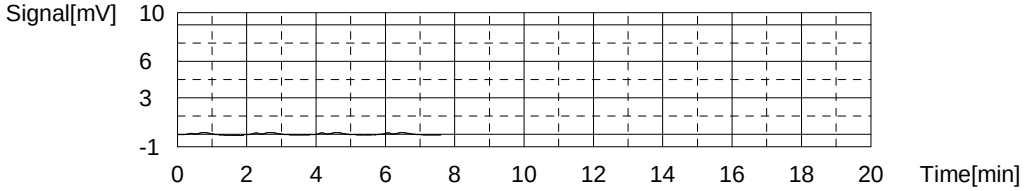

Sample

Sample Name: LCS
Sample ID:
Origin: TOC .met
Status Completed
Chk. Result

Type	Anal.	Dil.	Result
Unknown	NPOC	1.000	NPOC:24.51ppm

1. Det

Anal.: NPOC

No.	Area	Conc.	Inj. Vol.	Aut. Dil.	Ex.	Cal. Curve	Date / Time
1	98.66	24.58ppm	50uL	1		1-50 PPM TOC.2016_04_21_14_54_51.cal	05/18/2016 04:42:52 PM
2	97.95	24.41ppm	50uL	1		1-50 PPM TOC.2016_04_21_14_54_51.cal	05/18/2016 04:45:18 PM
3	97.99	24.42ppm	50uL	1		1-50 PPM TOC.2016_04_21_14_54_51.cal	05/18/2016 04:47:43 PM
4	98.93	24.65ppm	50uL	1		1-50 PPM TOC.2016_04_21_14_54_51.cal	05/18/2016 04:50:11 PM

Mean Area 98.38
Mean Conc. 24.51ppm

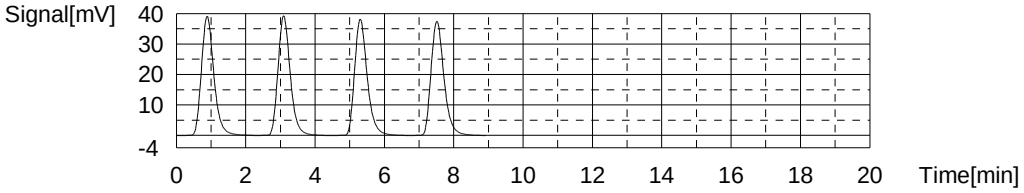

Sample

Sample Name: MB
Sample ID:
Origin: TOC .met
Status Completed
Chk. Result

Type	Anal.	Dil.	Result
Unknown	NPOC	1.000	NPOC:0.2523ppm

1. Det

Anal.: NPOC

No.	Area	Conc.	Inj. Vol.	Aut. Dil.	Ex.	Cal. Curve	Date / Time
1	0.5754	0.2509ppm	50uL	1		1-50 PPM TOC.2016_04_21_14_54_51.cal	05/18/2016 04:58:27 PM
2	0.5815	0.2524ppm	50uL	1		1-50 PPM TOC.2016_04_21_14_54_51.cal	05/18/2016 05:00:33 PM
3	0.5747	0.2507ppm	50uL	1		1-50 PPM TOC.2016_04_21_14_54_51.cal	05/18/2016 05:02:39 PM
4	0.5934	0.2553ppm	50uL	1		1-50 PPM TOC.2016_04_21_14_54_51.cal	05/18/2016 05:04:45 PM

Mean Area 0.5813
Mean Conc. 0.2523ppm

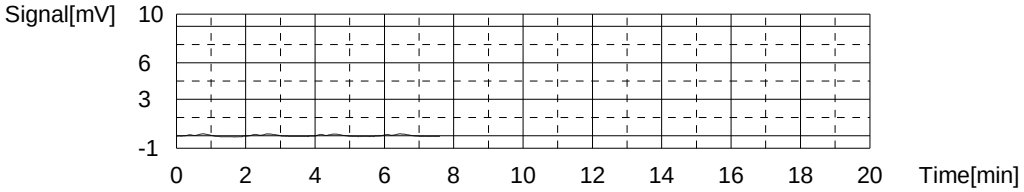

Sample

Sample Name: TIC
Sample ID:
Origin: TOC .met
Status Completed
Chk. Result

Type	Anal.	Dil.	Result
Unknown	NPOC	1.000	NPOC:0.2664ppm

1. Det

Anal.: NPOC

No.	Area	Conc.	Inj. Vol.	Aut. Dil.	Ex.	Cal. Curve	Date / Time
1	0.5269	0.2388ppm	50uL	1		1-50 PPM TOC.2016_04_21_14_54_51.cal	05/18/2016 05:13:01 PM
2	0.6605	0.2720ppm	50uL	1		1-50 PPM TOC.2016_04_21_14_54_51.cal	05/18/2016 05:15:07 PM
3	0.7013	0.2821ppm	50uL	1		1-50 PPM TOC.2016_04_21_14_54_51.cal	05/18/2016 05:17:13 PM
4	0.6631	0.2726ppm	50uL	1		1-50 PPM TOC.2016_04_21_14_54_51.cal	05/18/2016 05:19:19 PM

Mean Area 0.6380
Mean Conc. 0.2664ppm

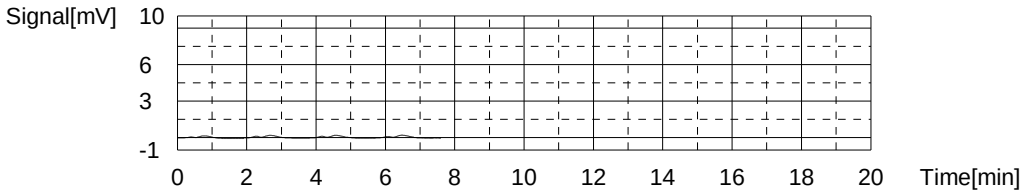

Sample

Sample Name: 280-82645-b-1
Sample ID:
Origin: TOC .met
Status Completed
Chk. Result

Type	Anal.	Dil.	Result
Unknown	NPOC	1.000	NPOC:1.405ppm

1. Det

Anal.: NPOC

No.	Area	Conc.	Inj. Vol.	Aut. Dil.	Ex.	Cal. Curve	Date / Time
1	4.835	1.308ppm	50uL	1	E	1-50 PPM TOC.2016_04_21_14_54_51.cal	05/18/2016 05:27:35 PM
2	5.200	1.398ppm	50uL	1		1-50 PPM TOC.2016_04_21_14_54_51.cal	05/18/2016 05:29:41 PM
3	5.216	1.402ppm	50uL	1		1-50 PPM TOC.2016_04_21_14_54_51.cal	05/18/2016 05:31:47 PM
4	5.186	1.395ppm	50uL	1		1-50 PPM TOC.2016_04_21_14_54_51.cal	05/18/2016 05:33:53 PM
5	5.309	1.425ppm	50uL	1		1-50 PPM TOC.2016_04_21_14_54_51.cal	05/18/2016 05:35:59 PM

Mean Area 5.228
Mean Conc. 1.405ppm

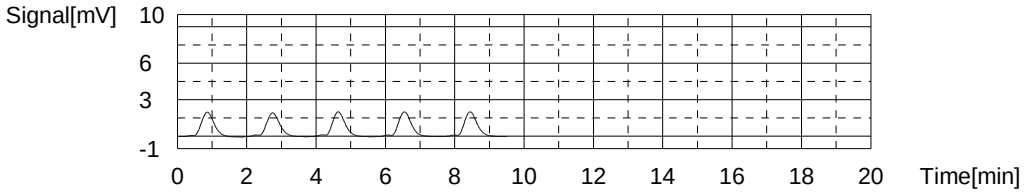

Sample

Sample Name: MS 280-82645-b-1
Sample ID:
Origin: TOC .met
Status Completed
Chk. Result

Type	Anal.	Dil.	Result
Unknown	NPOC	1.000	NPOC:25.93ppm

1. Det

Anal.: NPOC

No.	Area	Conc.	Inj. Vol.	Aut. Dil.	Ex.	Cal. Curve	Date / Time
1	104.4	26.01ppm	50uL	1		1-50 PPM TOC.2016_04_21_14_54_51.cal	05/18/2016 05:44:22 PM
2	103.7	25.83ppm	50uL	1		1-50 PPM TOC.2016_04_21_14_54_51.cal	05/18/2016 05:46:41 PM
3	103.8	25.86ppm	50uL	1		1-50 PPM TOC.2016_04_21_14_54_51.cal	05/18/2016 05:48:56 PM
4	104.4	26.01ppm	50uL	1		1-50 PPM TOC.2016_04_21_14_54_51.cal	05/18/2016 05:51:12 PM

Mean Area 104.1
Mean Conc. 25.93ppm

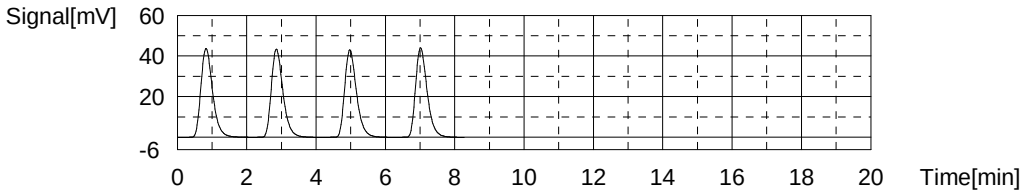

Sample

Sample Name: MSD 280-82645-b-1
Sample ID:
Origin: TOC .met
Status Completed
Chk. Result

Type	Anal.	Dil.	Result
Unknown	NPOC	1.000	NPOC:25.95ppm

1. Det

Anal.: NPOC

No.	Area	Conc.	Inj. Vol.	Aut. Dil.	Ex.	Cal. Curve	Date / Time
1	103.3	25.73ppm	50uL	1		1-50 PPM TOC.2016_04_21_14_54_51.cal	05/18/2016 05:59:36 PM
2	104.5	26.03ppm	50uL	1		1-50 PPM TOC.2016_04_21_14_54_51.cal	05/18/2016 06:01:53 PM
3	104.1	25.93ppm	50uL	1		1-50 PPM TOC.2016_04_21_14_54_51.cal	05/18/2016 06:04:13 PM
4	104.8	26.11ppm	50uL	1		1-50 PPM TOC.2016_04_21_14_54_51.cal	05/18/2016 06:06:31 PM

Mean Area 104.2
Mean Conc. 25.95ppm

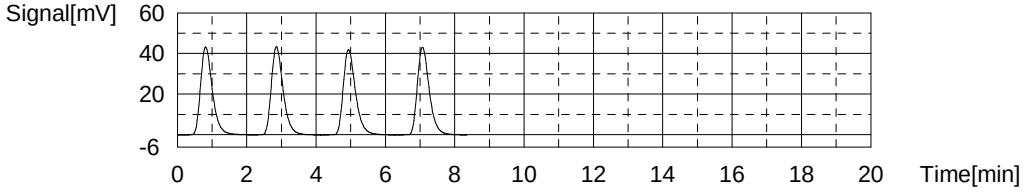

Sample

Sample Name: 280-82645-a-2
Sample ID:
Origin: TOC .met
Status Completed
Chk. Result

Type	Anal.	Dil.	Result
Unknown	NPOC	1.000	NPOC:6.431ppm

1. Det

Anal.: NPOC

No.	Area	Conc.	Inj. Vol.	Aut. Dil.	Ex.	Cal. Curve	Date / Time
1	25.48	6.429ppm	50uL	1		1-50 PPM TOC.2016_04_21_14_54_51.cal	05/18/2016 06:14:47 PM
2	25.59	6.456ppm	50uL	1		1-50 PPM TOC.2016_04_21_14_54_51.cal	05/18/2016 06:16:53 PM
3	25.36	6.399ppm	50uL	1		1-50 PPM TOC.2016_04_21_14_54_51.cal	05/18/2016 06:18:59 PM
4	25.53	6.441ppm	50uL	1		1-50 PPM TOC.2016_04_21_14_54_51.cal	05/18/2016 06:21:05 PM

Mean Area 25.49
Mean Conc. 6.431ppm

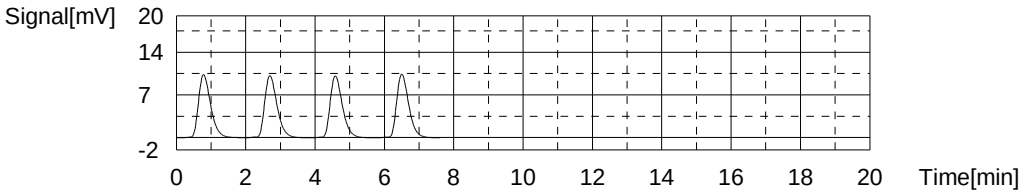

Sample

Sample Name: 280-82645-a-3
Sample ID:
Origin: TOC .met
Status Completed
Chk. Result

Type	Anal.	Dil.	Result
Unknown	NPOC	1.000	NPOC:13.53ppm

1. Det

Anal.: NPOC

No.	Area	Conc.	Inj. Vol.	Aut. Dil.	Ex.	Cal. Curve	Date / Time
1	54.45	13.62ppm	50uL	1		1-50 PPM TOC.2016_04_21_14_54_51.cal	05/18/2016 06:29:28 PM
2	53.75	13.44ppm	50uL	1		1-50 PPM TOC.2016_04_21_14_54_51.cal	05/18/2016 06:31:36 PM
3	54.00	13.50ppm	50uL	1		1-50 PPM TOC.2016_04_21_14_54_51.cal	05/18/2016 06:33:47 PM
4	54.29	13.58ppm	50uL	1		1-50 PPM TOC.2016_04_21_14_54_51.cal	05/18/2016 06:36:01 PM

Mean Area 54.12
Mean Conc. 13.53ppm

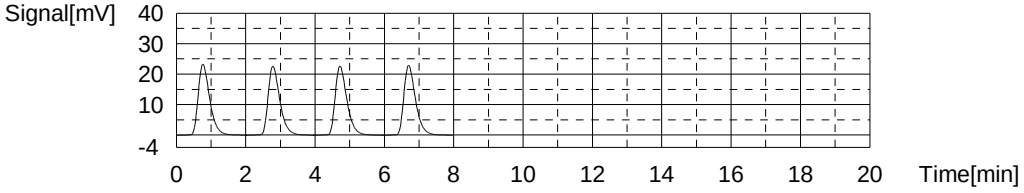

Sample

Sample Name: 280-82645-a-4
Sample ID:
Origin: TOC .met
Status Completed
Chk. Result

Type	Anal.	Dil.	Result
Unknown	NPOC	1.000	NPOC:137.5ppm

1. Det

Anal.: NPOC

No.	Area	Conc.	Inj. Vol.	Aut. Dil.	Ex.	Cal. Curve	Date / Time
1	609.8	151.4ppm	50uL	1	R	1-50 PPM TOC.2016_04_21_14_54_51.cal	05/18/2016 06:44:42 PM
2	145.0	138.5ppm	13uL	1		1-50 PPM TOC.2016_04_21_14_54_51.cal	05/18/2016 06:46:52 PM
3	141.5	135.1ppm	13uL	1		1-50 PPM TOC.2016_04_21_14_54_51.cal	05/18/2016 06:49:00 PM
4	149.3	142.6ppm	13uL	1	E	1-50 PPM TOC.2016_04_21_14_54_51.cal	05/18/2016 06:51:10 PM
5	143.7	137.2ppm	13uL	1		1-50 PPM TOC.2016_04_21_14_54_51.cal	05/18/2016 06:53:18 PM
6	150.9	144.1ppm	13uL	1	E	1-50 PPM TOC.2016_04_21_14_54_51.cal	05/18/2016 06:55:29 PM
7	145.9	139.3ppm	13uL	1		1-50 PPM TOC.2016_04_21_14_54_51.cal	05/18/2016 06:59:59 PM

Mean Area 144.0
Mean Conc. 137.5ppm

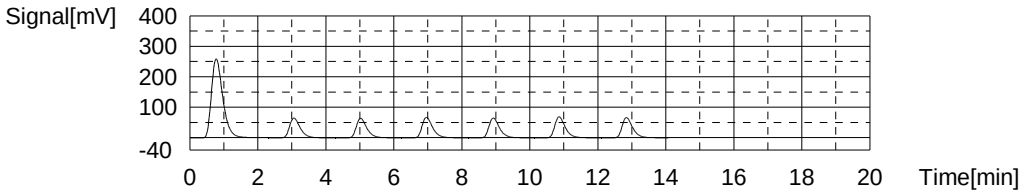

Sample

Sample Name: 280-82645-a-5
Sample ID:
Origin: TOC .met
Status Completed
Chk. Result

Type	Anal.	Dil.	Result
Unknown	NPOC	1.000	NPOC:149.2ppm

1. Det

Anal.: NPOC

No.	Area	Conc.	Inj. Vol.	Aut. Dil.	Ex.	Cal. Curve	Date / Time
1	691.2	171.6ppm	50uL	1	R	1-50 PPM TOC.2016_04_21_14_54_51.cal	05/18/2016 07:08:36 PM
2	134.0	151.2ppm	11uL	1		1-50 PPM TOC.2016_04_21_14_54_51.cal	05/18/2016 07:10:45 PM
3	131.6	148.5ppm	11uL	1		1-50 PPM TOC.2016_04_21_14_54_51.cal	05/18/2016 07:12:52 PM
4	131.2	148.0ppm	11uL	1		1-50 PPM TOC.2016_04_21_14_54_51.cal	05/18/2016 07:14:59 PM
5	132.1	149.1ppm	11uL	1		1-50 PPM TOC.2016_04_21_14_54_51.cal	05/18/2016 07:17:08 PM

Mean Area 132.2
Mean Conc. 149.2ppm

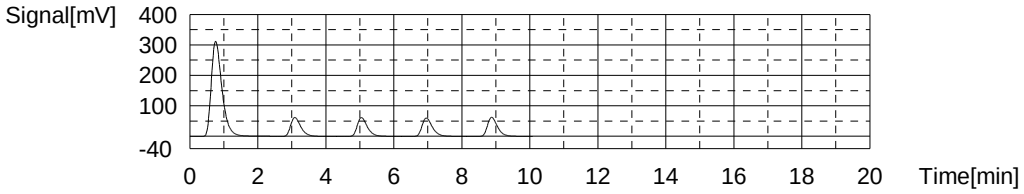

Sample

Sample Name: 280-82645-a-6
Sample ID:
Origin: TOC .met
Status Completed
Chk. Result

Type	Anal.	Dil.	Result
Unknown	NPOC	1.000	NPOC:239.9ppm

1. Det

Anal.: NPOC

No.	Area	Conc.	Inj. Vol.	Aut. Dil.	Ex.	Cal. Curve	Date / Time
1	996.2	247.2ppm	50uL	1	R	1-50 PPM TOC.2016_04_21_14_54_51.cal	05/18/2016 07:25:55 PM
2	192.8	239.7ppm	50uL	5		1-50 PPM TOC.2016_04_21_14_54_51.cal	05/18/2016 07:33:12 PM
3	194.9	242.3ppm	50uL	5		1-50 PPM TOC.2016_04_21_14_54_51.cal	05/18/2016 07:35:28 PM
4	191.1	237.6ppm	50uL	5		1-50 PPM TOC.2016_04_21_14_54_51.cal	05/18/2016 07:37:43 PM
5	193.1	240.0ppm	50uL	5		1-50 PPM TOC.2016_04_21_14_54_51.cal	05/18/2016 07:39:56 PM

Mean Area 193.0
Mean Conc. 239.9ppm

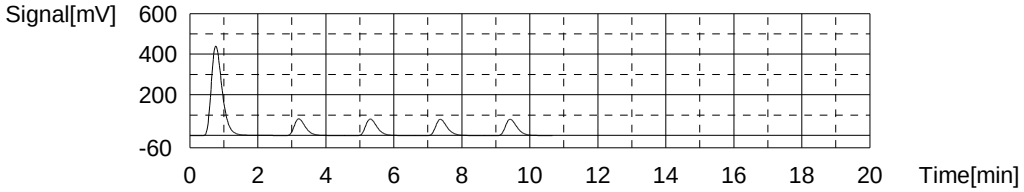

Sample

Sample Name: 280-82645-a-7
Sample ID:
Origin: TOC .met
Status Completed
Chk. Result

Type	Anal.	Dil.	Result
Unknown	NPOC	1.000	NPOC:195.7ppm

1. Det

Anal.: NPOC

No.	Area	Conc.	Inj. Vol.	Aut. Dil.	Ex.	Cal. Curve	Date / Time
1	829.1	205.8ppm	50uL	1	R	1-50 PPM TOC.2016_04_21_14_54_51.cal	05/18/2016 07:48:43 PM
2	158.1	196.6ppm	50uL	5		1-50 PPM TOC.2016_04_21_14_54_51.cal	05/18/2016 07:56:04 PM
3	157.8	196.3ppm	50uL	5		1-50 PPM TOC.2016_04_21_14_54_51.cal	05/18/2016 07:58:26 PM
4	157.2	195.5ppm	50uL	5		1-50 PPM TOC.2016_04_21_14_54_51.cal	05/18/2016 08:00:45 PM
5	156.2	194.3ppm	50uL	5		1-50 PPM TOC.2016_04_21_14_54_51.cal	05/18/2016 08:03:05 PM

Mean Area 157.3
Mean Conc. 195.7ppm

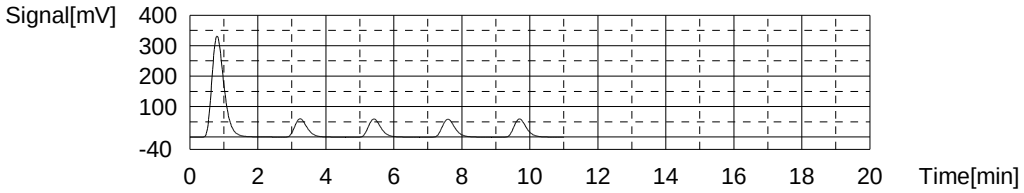

Sample

Sample Name: CCV
Sample ID:
Origin: TOC .met
Status Completed
Chk. Result

Type	Anal.	Dil.	Result
Unknown	NPOC	1.000	NPOC:25.29ppm

1. Det

Anal.: NPOC

No.	Area	Conc.	Inj. Vol.	Aut. Dil.	Ex.	Cal. Curve	Date / Time
1	102.6	25.56ppm	50uL	1		1-50 PPM TOC.2016_04_21_14_54_51.cal	05/18/2016 08:11:45 PM
2	101.6	25.31ppm	50uL	1		1-50 PPM TOC.2016_04_21_14_54_51.cal	05/18/2016 08:14:26 PM
3	101.0	25.16ppm	50uL	1		1-50 PPM TOC.2016_04_21_14_54_51.cal	05/18/2016 08:16:54 PM
4	100.8	25.11ppm	50uL	1		1-50 PPM TOC.2016_04_21_14_54_51.cal	05/18/2016 08:19:19 PM

Mean Area 101.5
Mean Conc. 25.29ppm

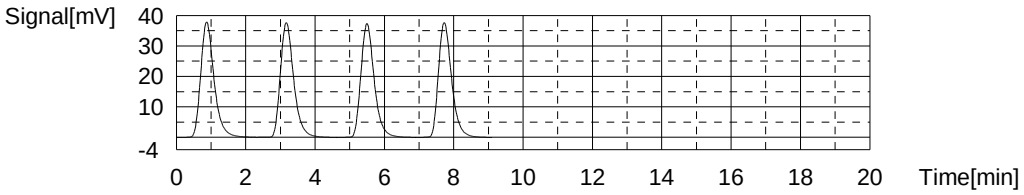

Sample

Sample Name: CCB
Sample ID:
Origin: TOC .met
Status Completed
Chk. Result

Type	Anal.	Dil.	Result
Unknown	NPOC	1.000	NPOC:0.4131ppm

1. Det

Anal.: NPOC

No.	Area	Conc.	Inj. Vol.	Aut. Dil.	Ex.	Cal. Curve	Date / Time
1	1.662	0.5204ppm	50uL	1	E	1-50 PPM TOC.2016_04_21_14_54_51.cal	05/18/2016 08:27:35 PM
2	1.414	0.4589ppm	50uL	1	E	1-50 PPM TOC.2016_04_21_14_54_51.cal	05/18/2016 08:29:41 PM
3	1.246	0.4172ppm	50uL	1		1-50 PPM TOC.2016_04_21_14_54_51.cal	05/18/2016 08:31:47 PM
4	1.132	0.3890ppm	50uL	1		1-50 PPM TOC.2016_04_21_14_54_51.cal	05/18/2016 08:33:53 PM
5	1.229	0.4130ppm	50uL	1		1-50 PPM TOC.2016_04_21_14_54_51.cal	05/18/2016 08:35:59 PM
6	1.310	0.4331ppm	50uL	1		1-50 PPM TOC.2016_04_21_14_54_51.cal	05/18/2016 08:38:05 PM

Mean Area 1.229
Mean Conc. 0.4131ppm

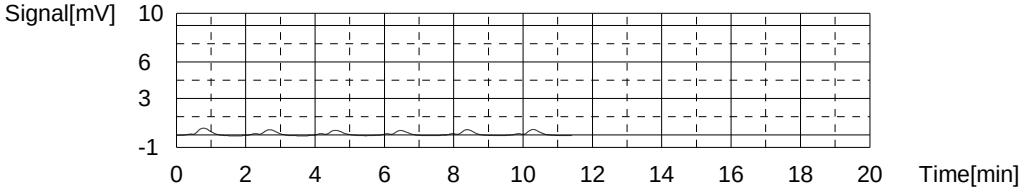

Sample

Sample Name: 280-82645-a-8
Sample ID:
Origin: TOC .met
Status Completed
Chk. Result

Type	Anal.	Dil.	Result
Unknown	NPOC	1.000	NPOC:97.80ppm

1. Det

Anal.: NPOC

No.	Area	Conc.	Inj. Vol.	Aut. Dil.	Ex.	Cal. Curve	Date / Time
1	409.5	101.7ppm	50uL	1	R	1-50 PPM TOC.2016_04_21_14_54_51.cal	05/18/2016 08:46:40 PM
2	149.7	97.83ppm	19uL	1		1-50 PPM TOC.2016_04_21_14_54_51.cal	05/18/2016 08:48:48 PM
3	150.8	98.55ppm	19uL	1		1-50 PPM TOC.2016_04_21_14_54_51.cal	05/18/2016 08:50:56 PM
4	148.0	96.72ppm	19uL	1		1-50 PPM TOC.2016_04_21_14_54_51.cal	05/18/2016 08:53:08 PM
5	150.1	98.09ppm	19uL	1		1-50 PPM TOC.2016_04_21_14_54_51.cal	05/18/2016 08:55:19 PM

Mean Area 149.7
Mean Conc. 97.80ppm

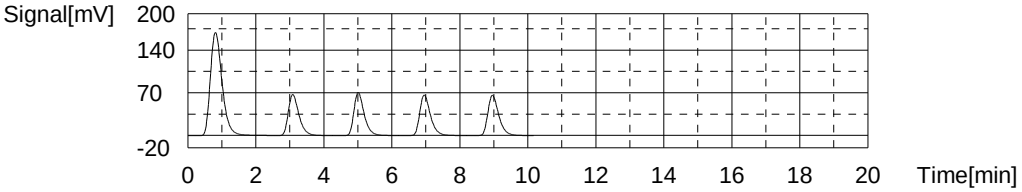

Sample

Sample Name: 320-18794-b-3
Sample ID:
Origin: TOC .met
Status Completed
Chk. Result

Type	Anal.	Dil.	Result
Unknown	NPOC	2.000	NPOC:50.51ppm

1. Det

Anal.: NPOC

No.	Area	Conc.	Inj. Vol.	Aut. Dil.	Ex.	Cal. Curve	Date / Time
1	111.2	55.39ppm	50uL	1	E	1-50 PPM TOC.2016_04_21_14_54_51.cal	05/18/2016 09:03:43 PM
2	103.3	51.47ppm	50uL	1		1-50 PPM TOC.2016_04_21_14_54_51.cal	05/18/2016 09:05:59 PM
3	101.7	50.67ppm	50uL	1		1-50 PPM TOC.2016_04_21_14_54_51.cal	05/18/2016 09:08:21 PM
4	100.3	49.98ppm	50uL	1		1-50 PPM TOC.2016_04_21_14_54_51.cal	05/18/2016 09:10:41 PM
5	100.2	49.93ppm	50uL	1		1-50 PPM TOC.2016_04_21_14_54_51.cal	05/18/2016 09:12:56 PM

Mean Area 101.4
Mean Conc. 50.51ppm

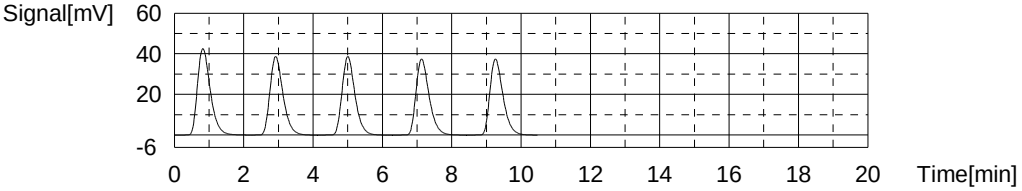

Sample

Sample Name: 320-18794-a-3
Sample ID:
Origin: TOC .met
Status Completed
Chk. Result

Type	Anal.	Dil.	Result
Unknown	NPOC	2.000	NPOC:29.38ppm

1. Det

Anal.: NPOC

No.	Area	Conc.	Inj. Vol.	Aut. Dil.	Ex.	Cal. Curve	Date / Time
1	63.68	31.81ppm	50uL	1	E	1-50 PPM TOC.2016_04_21_14_54_51.cal	05/18/2016 09:21:23 PM
2	58.85	29.41ppm	50uL	1		1-50 PPM TOC.2016_04_21_14_54_51.cal	05/18/2016 09:23:41 PM
3	59.02	29.50ppm	50uL	1		1-50 PPM TOC.2016_04_21_14_54_51.cal	05/18/2016 09:26:02 PM
4	58.49	29.23ppm	50uL	1		1-50 PPM TOC.2016_04_21_14_54_51.cal	05/18/2016 09:28:17 PM
5	58.79	29.38ppm	50uL	1		1-50 PPM TOC.2016_04_21_14_54_51.cal	05/18/2016 09:30:32 PM

Mean Area 58.79
Mean Conc. 29.38ppm

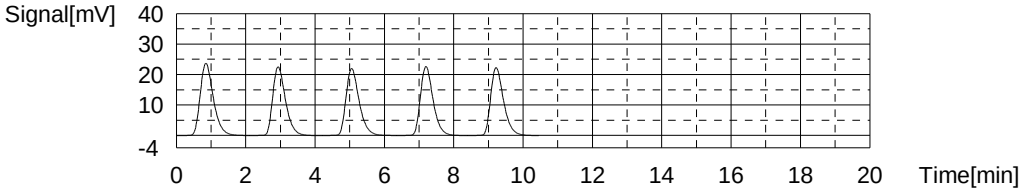

Sample

Sample Name: 280-82709-a-15
Sample ID:
Origin: TOC .met
Status Completed
Chk. Result

Type	Anal.	Dil.	Result
Unknown	NPOC	1.000	NPOC:5.255ppm

1. Det

Anal.: NPOC

No.	Area	Conc.	Inj. Vol.	Aut. Dil.	Ex.	Cal. Curve	Date / Time
1	22.10	5.590ppm	50uL	1	E	1-50 PPM TOC.2016_04_21_14_54_51.cal	05/18/2016 09:38:48 PM
2	21.03	5.325ppm	50uL	1		1-50 PPM TOC.2016_04_21_14_54_51.cal	05/18/2016 09:40:54 PM
3	20.56	5.208ppm	50uL	1		1-50 PPM TOC.2016_04_21_14_54_51.cal	05/18/2016 09:43:00 PM
4	20.69	5.241ppm	50uL	1		1-50 PPM TOC.2016_04_21_14_54_51.cal	05/18/2016 09:45:06 PM
5	20.71	5.246ppm	50uL	1		1-50 PPM TOC.2016_04_21_14_54_51.cal	05/18/2016 09:47:14 PM

Mean Area 20.75
Mean Conc. 5.255ppm

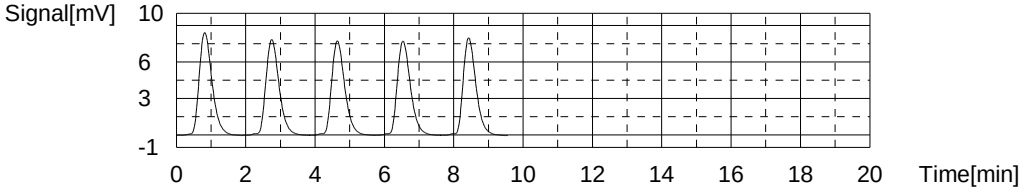

Sample

Sample Name: MS 280-82709-a-15
Sample ID:
Origin: TOC .met
Status Completed
Chk. Result

Type	Anal.	Dil.	Result
Unknown	NPOC	1.000	NPOC:30.10ppm

1. Det

Anal.: NPOC

No.	Area	Conc.	Inj. Vol.	Aut. Dil.	Ex.	Cal. Curve	Date / Time
1	121.2	30.17ppm	50uL	1		1-50 PPM TOC.2016_04_21_14_54_51.cal	05/18/2016 09:55:42 PM
2	121.3	30.20ppm	50uL	1		1-50 PPM TOC.2016_04_21_14_54_51.cal	05/18/2016 09:58:07 PM
3	121.2	30.17ppm	50uL	1		1-50 PPM TOC.2016_04_21_14_54_51.cal	05/18/2016 10:00:29 PM
4	119.9	29.85ppm	50uL	1		1-50 PPM TOC.2016_04_21_14_54_51.cal	05/18/2016 10:02:45 PM

Mean Area 120.9
Mean Conc. 30.10ppm

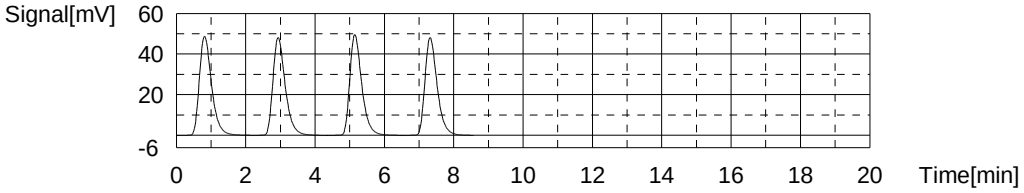

Sample

Sample Name: MSD 280-82709-a-15
Sample ID:
Origin: TOC .met
Status Completed
Chk. Result

Type	Anal.	Dil.	Result
Unknown	NPOC	1.000	NPOC:29.94ppm

1. Det

Anal.: NPOC

No.	Area	Conc.	Inj. Vol.	Aut. Dil.	Ex.	Cal. Curve	Date / Time
1	120.4	29.98ppm	50uL	1		1-50 PPM TOC.2016_04_21_14_54_51.cal	05/18/2016 10:11:13 PM
2	120.5	30.00ppm	50uL	1		1-50 PPM TOC.2016_04_21_14_54_51.cal	05/18/2016 10:13:35 PM
3	119.6	29.78ppm	50uL	1		1-50 PPM TOC.2016_04_21_14_54_51.cal	05/18/2016 10:15:51 PM
4	120.6	30.02ppm	50uL	1		1-50 PPM TOC.2016_04_21_14_54_51.cal	05/18/2016 10:18:09 PM

Mean Area 120.3
Mean Conc. 29.94ppm

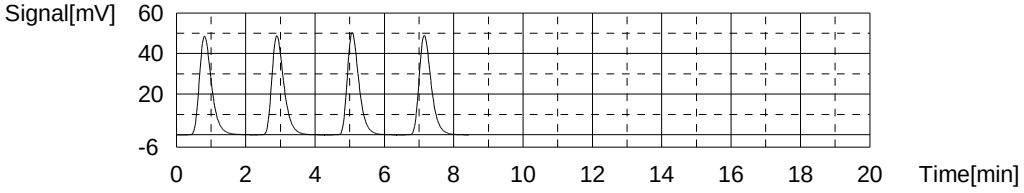

Sample

Sample Name: 280-82709-a-20
Sample ID:
Origin: TOC .met
Status Completed
Chk. Result

Type	Anal.	Dil.	Result
Unknown	NPOC	1.000	NPOC:5.115ppm

1. Det

Anal.: NPOC

No.	Area	Conc.	Inj. Vol.	Aut. Dil.	Ex.	Cal. Curve	Date / Time
1	20.70	5.243ppm	50uL	1		1-50 PPM TOC.2016_04_21_14_54_51.cal	05/18/2016 10:26:25 PM
2	20.27	5.136ppm	50uL	1		1-50 PPM TOC.2016_04_21_14_54_51.cal	05/18/2016 10:28:31 PM
3	19.86	5.035ppm	50uL	1		1-50 PPM TOC.2016_04_21_14_54_51.cal	05/18/2016 10:30:37 PM
4	19.91	5.047ppm	50uL	1		1-50 PPM TOC.2016_04_21_14_54_51.cal	05/18/2016 10:32:44 PM

Mean Area 20.18
Mean Conc. 5.115ppm

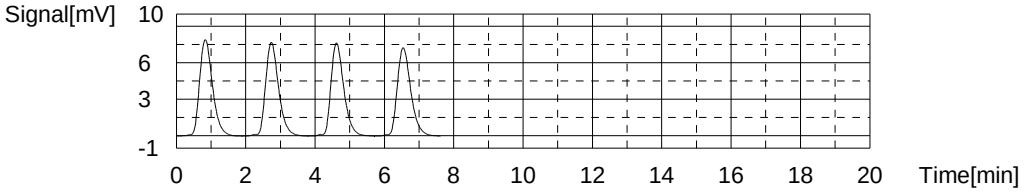

Sample

Sample Name: 280-82709-a-24
Sample ID:
Origin: TOC .met
Status Completed
Chk. Result

Type	Anal.	Dil.	Result
Unknown	NPOC	1.000	NPOC:15.43ppm

1. Det

Anal.: NPOC

No.	Area	Conc.	Inj. Vol.	Aut. Dil.	Ex.	Cal. Curve	Date / Time
1	61.80	15.44ppm	50uL	1		1-50 PPM TOC.2016_04_21_14_54_51.cal	05/18/2016 10:41:09 PM
2	61.65	15.40ppm	50uL	1		1-50 PPM TOC.2016_04_21_14_54_51.cal	05/18/2016 10:43:33 PM
3	62.02	15.49ppm	50uL	1		1-50 PPM TOC.2016_04_21_14_54_51.cal	05/18/2016 10:45:47 PM
4	61.52	15.37ppm	50uL	1		1-50 PPM TOC.2016_04_21_14_54_51.cal	05/18/2016 10:48:03 PM

Mean Area 61.75
Mean Conc. 15.43ppm

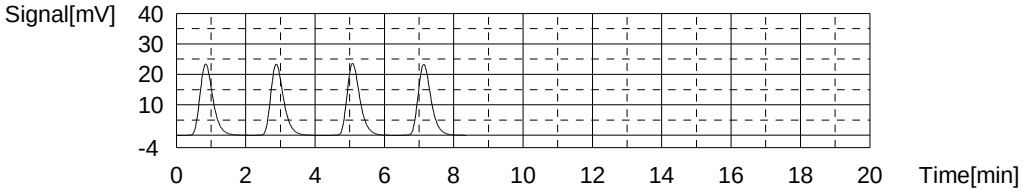

Sample

Sample Name: 280-82709-a-25
Sample ID:
Origin: TOC .met
Status Completed
Chk. Result

Type	Anal.	Dil.	Result
Unknown	NPOC	1.000	NPOC:1.954ppm

1. Det

Anal.: NPOC

No.	Area	Conc.	Inj. Vol.	Aut. Dil.	Ex.	Cal. Curve	Date / Time
1	7.529	1.976ppm	50uL	1		1-50 PPM TOC.2016_04_21_14_54_51.cal	05/18/2016 10:56:19 PM
2	7.499	1.968ppm	50uL	1		1-50 PPM TOC.2016_04_21_14_54_51.cal	05/18/2016 10:58:25 PM
3	7.338	1.928ppm	50uL	1		1-50 PPM TOC.2016_04_21_14_54_51.cal	05/18/2016 11:00:31 PM
4	7.400	1.944ppm	50uL	1		1-50 PPM TOC.2016_04_21_14_54_51.cal	05/18/2016 11:02:37 PM

Mean Area 7.442
Mean Conc. 1.954ppm

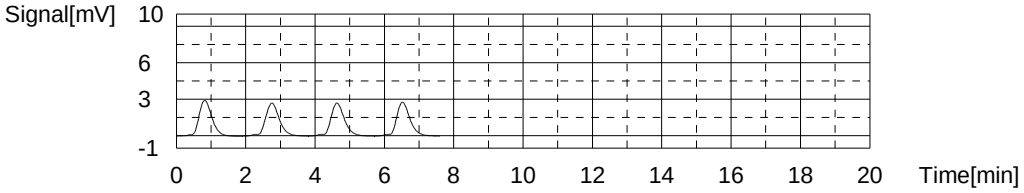

Sample

Sample Name: 280-82709-a-26
Sample ID:
Origin: TOC .met
Status Completed
Chk. Result

Type	Anal.	Dil.	Result
Unknown	NPOC	1.000	NPOC:1.792ppm

1. Det

Anal.: NPOC

No.	Area	Conc.	Inj. Vol.	Aut. Dil.	Ex.	Cal. Curve	Date / Time
1	6.758	1.785ppm	50uL	1		1-50 PPM TOC.2016_04_21_14_54_51.cal	05/18/2016 11:10:54 PM
2	6.824	1.801ppm	50uL	1		1-50 PPM TOC.2016_04_21_14_54_51.cal	05/18/2016 11:12:59 PM
3	6.822	1.800ppm	50uL	1		1-50 PPM TOC.2016_04_21_14_54_51.cal	05/18/2016 11:15:05 PM
4	6.756	1.784ppm	50uL	1		1-50 PPM TOC.2016_04_21_14_54_51.cal	05/18/2016 11:17:11 PM

Mean Area 6.790
Mean Conc. 1.792ppm

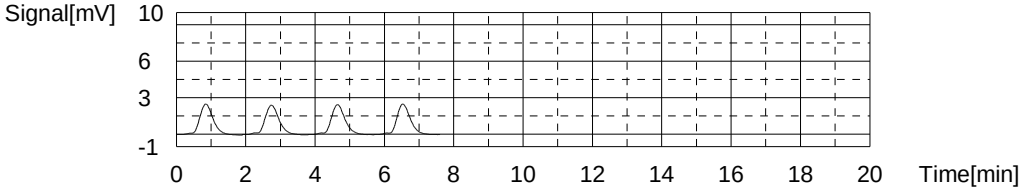

Sample

Sample Name: CCV
Sample ID:
Origin: TOC .met
Status Completed
Chk. Result

Type	Anal.	Dil.	Result
Unknown	NPOC	1.000	NPOC:24.98ppm

1. Det

Anal.: NPOC

No.	Area	Conc.	Inj. Vol.	Aut. Dil.	Ex.	Cal. Curve	Date / Time
1	99.70	24.84ppm	50uL	1		1-50 PPM TOC.2016_04_21_14_54_51.cal	05/18/2016 11:25:42 PM
2	100.7	25.09ppm	50uL	1		1-50 PPM TOC.2016_04_21_14_54_51.cal	05/18/2016 11:28:05 PM
3	99.79	24.86ppm	50uL	1		1-50 PPM TOC.2016_04_21_14_54_51.cal	05/18/2016 11:30:30 PM
4	100.8	25.11ppm	50uL	1		1-50 PPM TOC.2016_04_21_14_54_51.cal	05/18/2016 11:32:52 PM

Mean Area 100.2
Mean Conc. 24.98ppm

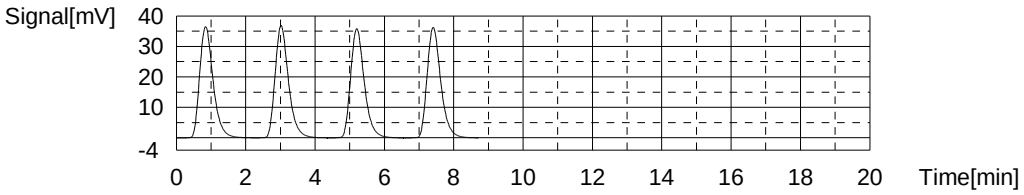

Sample

Sample Name: CCB
Sample ID:
Origin: TOC .met
Status Completed
Chk. Result

Type	Anal.	Dil.	Result
Unknown	NPOC	1.000	NPOC:0.3394ppm

1. Det

Anal.: NPOC

No.	Area	Conc.	Inj. Vol.	Aut. Dil.	Ex.	Cal. Curve	Date / Time
1	0.7368	0.2909ppm	50uL	1	E	1-50 PPM TOC.2016_04_21_14_54_51.cal	05/18/2016 11:41:09 PM
2	0.8986	0.3311ppm	50uL	1		1-50 PPM TOC.2016_04_21_14_54_51.cal	05/18/2016 11:43:14 PM
3	0.8315	0.3144ppm	50uL	1		1-50 PPM TOC.2016_04_21_14_54_51.cal	05/18/2016 11:45:20 PM
4	0.9824	0.3518ppm	50uL	1		1-50 PPM TOC.2016_04_21_14_54_51.cal	05/18/2016 11:47:26 PM
5	1.017	0.3604ppm	50uL	1		1-50 PPM TOC.2016_04_21_14_54_51.cal	05/18/2016 11:49:32 PM

Mean Area 0.9324
Mean Conc. 0.3394ppm

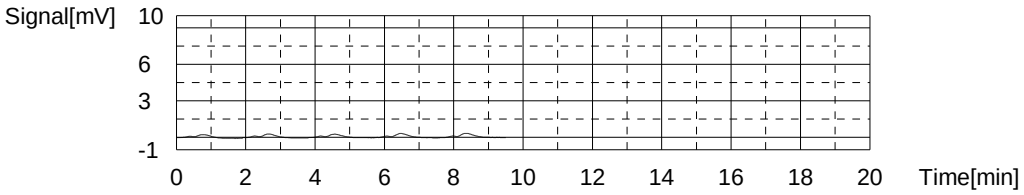

Sample

Sample Name: 280-82709-a-27
Sample ID:
Origin: TOC .met
Status Completed
Chk. Result

Type	Anal.	Dil.	Result
Unknown	NPOC	1.000	NPOC:1.772ppm

1. Det

Anal.: NPOC

No.	Area	Conc.	Inj. Vol.	Aut. Dil.	Ex.	Cal. Curve	Date / Time
1	6.726	1.777ppm	50uL	1		1-50 PPM TOC.2016_04_21_14_54_51.cal	05/18/2016 11:57:47 PM
2	6.810	1.797ppm	50uL	1		1-50 PPM TOC.2016_04_21_14_54_51.cal	05/18/2016 11:59:53 PM
3	6.576	1.739ppm	50uL	1		1-50 PPM TOC.2016_04_21_14_54_51.cal	05/19/2016 12:01:59 AM
4	6.712	1.773ppm	50uL	1		1-50 PPM TOC.2016_04_21_14_54_51.cal	05/19/2016 12:04:05 AM

Mean Area 6.706
Mean Conc. 1.772ppm

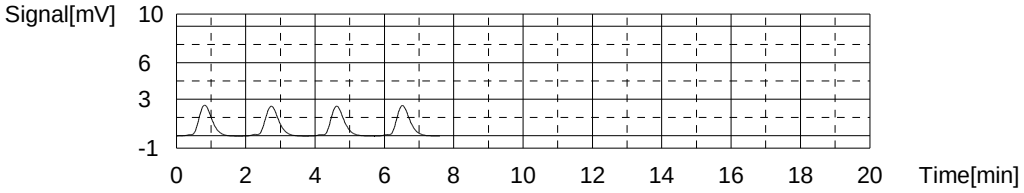

Sample

Sample Name: 280-82709-a-28
Sample ID:
Origin: TOC .met
Status Completed
Chk. Result

Type	Anal.	Dil.	Result
Unknown	NPOC	1.000	NPOC:1.195ppm

1. Det

Anal.: NPOC

No.	Area	Conc.	Inj. Vol.	Aut. Dil.	Ex.	Cal. Curve	Date / Time
1	4.462	1.215ppm	50uL	1		1-50 PPM TOC.2016_04_21_14_54_51.cal	05/19/2016 12:12:22 AM
2	4.591	1.247ppm	50uL	1	E	1-50 PPM TOC.2016_04_21_14_54_51.cal	05/19/2016 12:14:27 AM
3	4.291	1.173ppm	50uL	1		1-50 PPM TOC.2016_04_21_14_54_51.cal	05/19/2016 12:16:33 AM
4	4.343	1.185ppm	50uL	1		1-50 PPM TOC.2016_04_21_14_54_51.cal	05/19/2016 12:18:39 AM
5	4.425	1.206ppm	50uL	1		1-50 PPM TOC.2016_04_21_14_54_51.cal	05/19/2016 12:20:45 AM

Mean Area 4.380
Mean Conc. 1.195ppm

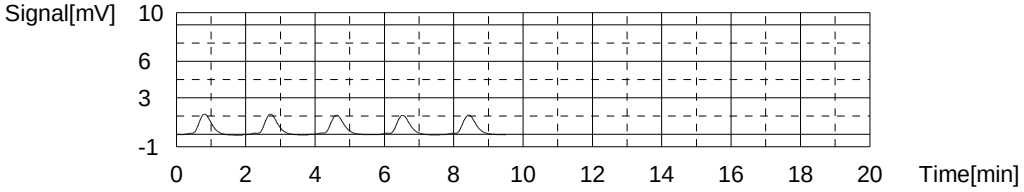

Sample

Sample Name: 280-82783-b-1
Sample ID:
Origin: TOC .met
Status Completed
Chk. Result

Type	Anal.	Dil.	Result
Unknown	NPOC	1.000	NPOC:4.085ppm

1. Det

Anal.: NPOC

No.	Area	Conc.	Inj. Vol.	Aut. Dil.	Ex.	Cal. Curve	Date / Time
1	15.90	4.052ppm	50uL	1		1-50 PPM TOC.2016_04_21_14_54_51.cal	05/19/2016 12:29:00 AM
2	16.11	4.104ppm	50uL	1		1-50 PPM TOC.2016_04_21_14_54_51.cal	05/19/2016 12:31:06 AM
3	15.91	4.055ppm	50uL	1		1-50 PPM TOC.2016_04_21_14_54_51.cal	05/19/2016 12:33:12 AM
4	16.21	4.129ppm	50uL	1		1-50 PPM TOC.2016_04_21_14_54_51.cal	05/19/2016 12:35:18 AM

Mean Area 16.03
Mean Conc. 4.085ppm

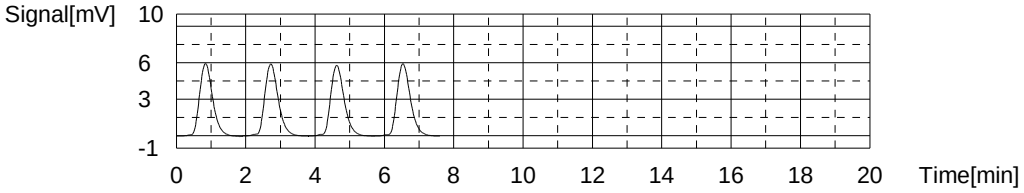

Sample

Sample Name: 280-82783-b-2
Sample ID:
Origin: TOC .met
Status Completed
Chk. Result

Type	Anal.	Dil.	Result
Unknown	NPOC	1.000	NPOC:4.327ppm

1. Det

Anal.: NPOC

No.	Area	Conc.	Inj. Vol.	Aut. Dil.	Ex.	Cal. Curve	Date / Time
1	17.00	4.325ppm	50uL	1		1-50 PPM TOC.2016_04_21_14_54_51.cal	05/19/2016 12:43:36 AM
2	17.07	4.343ppm	50uL	1		1-50 PPM TOC.2016_04_21_14_54_51.cal	05/19/2016 12:45:41 AM
3	16.93	4.308ppm	50uL	1		1-50 PPM TOC.2016_04_21_14_54_51.cal	05/19/2016 12:47:47 AM
4	17.03	4.333ppm	50uL	1		1-50 PPM TOC.2016_04_21_14_54_51.cal	05/19/2016 12:49:53 AM

Mean Area 17.01
Mean Conc. 4.327ppm

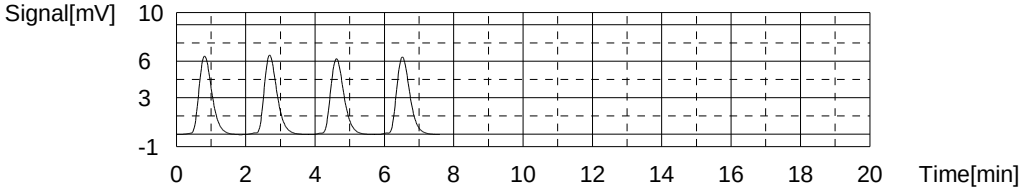

Sample

Sample Name: 280-82783-b-3
Sample ID:
Origin: TOC .met
Status Completed
Chk. Result

Type	Anal.	Dil.	Result
Unknown	NPOC	1.000	NPOC:0.9950ppm

1. Det

Anal.: NPOC

No.	Area	Conc.	Inj. Vol.	Aut. Dil.	Ex.	Cal. Curve	Date / Time
1	3.671	1.019ppm	50uL	1		1-50 PPM TOC.2016_04_21_14_54_51.cal	05/19/2016 12:58:10 AM
2	3.567	0.9930ppm	50uL	1		1-50 PPM TOC.2016_04_21_14_54_51.cal	05/19/2016 01:00:16 AM
3	3.470	0.9689ppm	50uL	1		1-50 PPM TOC.2016_04_21_14_54_51.cal	05/19/2016 01:02:22 AM
4	3.592	0.9992ppm	50uL	1		1-50 PPM TOC.2016_04_21_14_54_51.cal	05/19/2016 01:04:28 AM

Mean Area 3.575
Mean Conc. 0.9950ppm

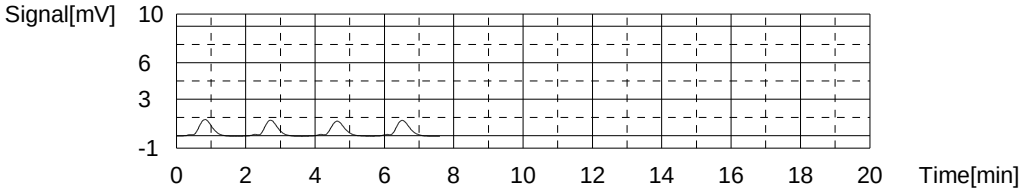

Sample

Sample Name: LCS
Sample ID:
Origin: TOC .met
Status Completed
Chk. Result

Type	Anal.	Dil.	Result
Unknown	NPOC	1.000	NPOC:24.80ppm

1. Det

Anal.: NPOC

No.	Area	Conc.	Inj. Vol.	Aut. Dil.	Ex.	Cal. Curve	Date / Time
1	99.40	24.77ppm	50uL	1		1-50 PPM TOC.2016_04_21_14_54_51.cal	05/19/2016 01:13:08 AM
2	99.30	24.74ppm	50uL	1		1-50 PPM TOC.2016_04_21_14_54_51.cal	05/19/2016 01:15:31 AM
3	99.53	24.80ppm	50uL	1		1-50 PPM TOC.2016_04_21_14_54_51.cal	05/19/2016 01:17:51 AM
4	99.89	24.89ppm	50uL	1		1-50 PPM TOC.2016_04_21_14_54_51.cal	05/19/2016 01:20:17 AM

Mean Area 99.53
Mean Conc. 24.80ppm

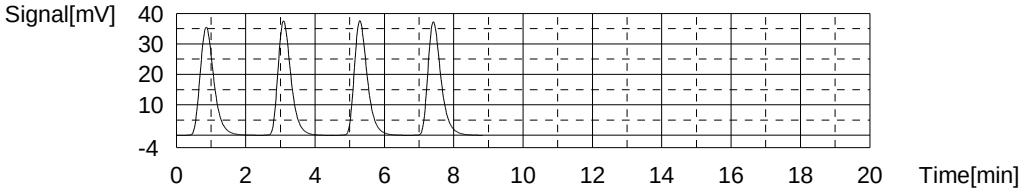

Sample

Sample Name: MB
Sample ID:
Origin: TOC .met
Status Completed
Chk. Result

Type	Anal.	Dil.	Result
Unknown	NPOC	1.000	NPOC:0.3247ppm

1. Det

Anal.: NPOC

No.	Area	Conc.	Inj. Vol.	Aut. Dil.	Ex.	Cal. Curve	Date / Time
1	0.8698	0.3239ppm	50uL	1		1-50 PPM TOC.2016_04_21_14_54_51.cal	05/19/2016 01:28:34 AM
2	0.8861	0.3280ppm	50uL	1		1-50 PPM TOC.2016_04_21_14_54_51.cal	05/19/2016 01:30:40 AM
3	0.8910	0.3292ppm	50uL	1		1-50 PPM TOC.2016_04_21_14_54_51.cal	05/19/2016 01:32:46 AM
4	0.8457	0.3179ppm	50uL	1		1-50 PPM TOC.2016_04_21_14_54_51.cal	05/19/2016 01:34:52 AM

Mean Area 0.8731
Mean Conc. 0.3247ppm

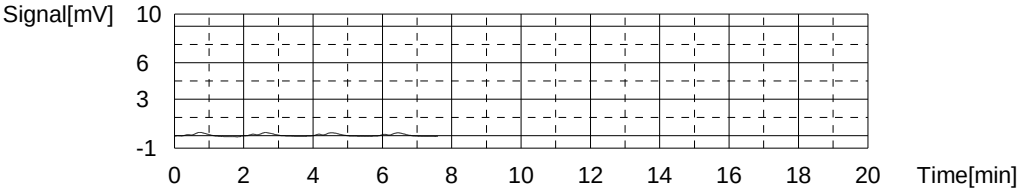

Sample

Sample Name: TIC
Sample ID:
Origin: TOC .met
Status Completed
Chk. Result

Type	Anal.	Dil.	Result
Unknown	NPOC	1.000	NPOC:0.3352ppm

1. Det

Anal.: NPOC

No.	Area	Conc.	Inj. Vol.	Aut. Dil.	Ex.	Cal. Curve	Date / Time
1	0.8621	0.3220ppm	50uL	1		1-50 PPM TOC.2016_04_21_14_54_51.cal	05/19/2016 01:43:10 AM
2	0.9636	0.3472ppm	50uL	1		1-50 PPM TOC.2016_04_21_14_54_51.cal	05/19/2016 01:45:15 AM
3	0.9388	0.3410ppm	50uL	1		1-50 PPM TOC.2016_04_21_14_54_51.cal	05/19/2016 01:47:21 AM
4	0.8962	0.3305ppm	50uL	1		1-50 PPM TOC.2016_04_21_14_54_51.cal	05/19/2016 01:49:27 AM

Mean Area 0.9152
Mean Conc. 0.3352ppm

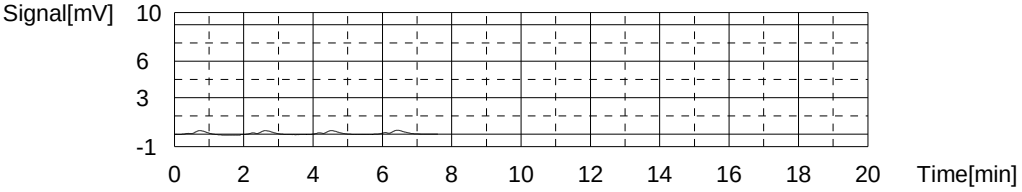

Sample

Sample Name: 280-82783-b-4
Sample ID:
Origin: TOC .met
Status Completed
Chk. Result

Type	Anal.	Dil.	Result
Unknown	NPOC	1.000	NPOC:1.801ppm

1. Det

Anal.: NPOC

No.	Area	Conc.	Inj. Vol.	Aut. Dil.	Ex.	Cal. Curve	Date / Time
1	6.785	1.791ppm	50uL	1		1-50 PPM TOC.2016_04_21_14_54_51.cal	05/19/2016 01:57:44 AM
2	6.843	1.806ppm	50uL	1		1-50 PPM TOC.2016_04_21_14_54_51.cal	05/19/2016 01:59:50 AM
3	6.792	1.793ppm	50uL	1		1-50 PPM TOC.2016_04_21_14_54_51.cal	05/19/2016 02:01:56 AM
4	6.875	1.814ppm	50uL	1		1-50 PPM TOC.2016_04_21_14_54_51.cal	05/19/2016 02:04:02 AM

Mean Area 6.824
Mean Conc. 1.801ppm

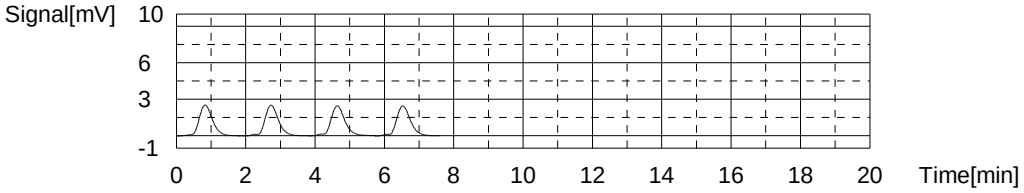

Sample

Sample Name: 280-82783-b-5
Sample ID:
Origin: TOC .met
Status Completed
Chk. Result

Type	Anal.	Dil.	Result
Unknown	NPOC	1.000	NPOC:2.382ppm

1. Det

Anal.: NPOC

No.	Area	Conc.	Inj. Vol.	Aut. Dil.	Ex.	Cal. Curve	Date / Time
1	8.996	2.340ppm	50uL	1		1-50 PPM TOC.2016_04_21_14_54_51.cal	05/19/2016 02:12:19 AM
2	9.329	2.422ppm	50uL	1		1-50 PPM TOC.2016_04_21_14_54_51.cal	05/19/2016 02:14:26 AM
3	9.180	2.385ppm	50uL	1		1-50 PPM TOC.2016_04_21_14_54_51.cal	05/19/2016 02:16:32 AM
4	9.160	2.380ppm	50uL	1		1-50 PPM TOC.2016_04_21_14_54_51.cal	05/19/2016 02:18:38 AM

Mean Area 9.166
Mean Conc. 2.382ppm

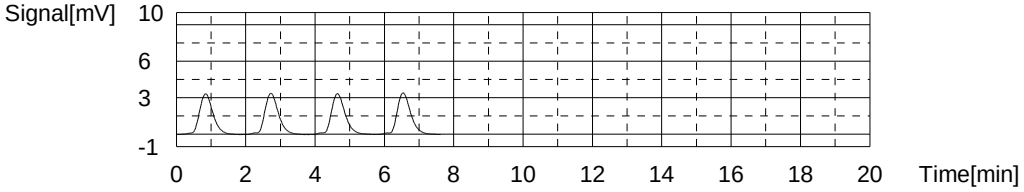

Sample

Sample Name: CCV
Sample ID:
Origin: TOC .met
Status Completed
Chk. Result

Type	Anal.	Dil.	Result
Unknown	NPOC	1.000	NPOC:24.80ppm

1. Det

Anal.: NPOC

No.	Area	Conc.	Inj. Vol.	Aut. Dil.	Ex.	Cal. Curve	Date / Time
1	98.84	24.63ppm	50uL	1		1-50 PPM TOC.2016_04_21_14_54_51.cal	05/19/2016 02:27:12 AM
2	99.24	24.73ppm	50uL	1		1-50 PPM TOC.2016_04_21_14_54_51.cal	05/19/2016 02:29:38 AM
3	99.93	24.90ppm	50uL	1		1-50 PPM TOC.2016_04_21_14_54_51.cal	05/19/2016 02:32:02 AM
4	100.1	24.94ppm	50uL	1		1-50 PPM TOC.2016_04_21_14_54_51.cal	05/19/2016 02:34:29 AM

Mean Area 99.53
Mean Conc. 24.80ppm

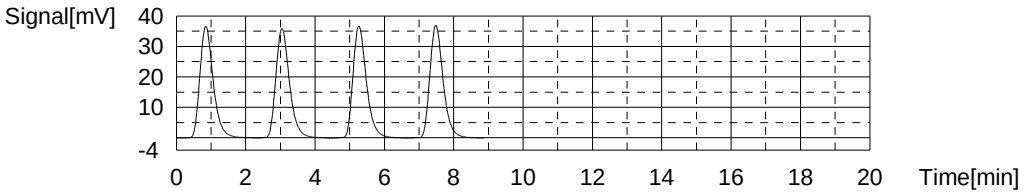

Sample

Sample Name: CCB
Sample ID:
Origin: TOC .met
Status Completed
Chk. Result

Type	Anal.	Dil.	Result
Unknown	NPOC	1.000	NPOC:0.3173ppm

1. Det

Anal.: NPOC

No.	Area	Conc.	Inj. Vol.	Aut. Dil.	Ex.	Cal. Curve	Date / Time
1	0.8220	0.3121ppm	50uL	1		1-50 PPM TOC.2016_04_21_14_54_51.cal	05/19/2016 02:42:46 AM
2	0.8856	0.3278ppm	50uL	1		1-50 PPM TOC.2016_04_21_14_54_51.cal	05/19/2016 02:44:52 AM
3	0.8476	0.3184ppm	50uL	1		1-50 PPM TOC.2016_04_21_14_54_51.cal	05/19/2016 02:46:58 AM
4	0.8179	0.3110ppm	50uL	1		1-50 PPM TOC.2016_04_21_14_54_51.cal	05/19/2016 02:49:04 AM

Mean Area 0.8433
Mean Conc. 0.3173ppm

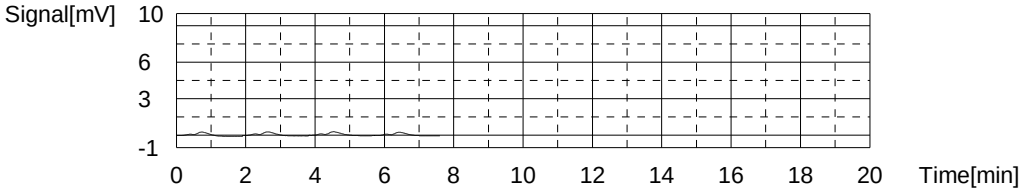

Sample

Sample Name: 280-82783-b-6
Sample ID:
Origin: TOC .met
Status Completed
Chk. Result

Type	Anal.	Dil.	Result
Unknown	NPOC	1.000	NPOC:1.925ppm

1. Det

Anal.: NPOC

No.	Area	Conc.	Inj. Vol.	Aut. Dil.	Ex.	Cal. Curve	Date / Time
1	7.204	1.895ppm	50uL	1		1-50 PPM TOC.2016_04_21_14_54_51.cal	05/19/2016 02:57:21 AM
2	7.414	1.947ppm	50uL	1		1-50 PPM TOC.2016_04_21_14_54_51.cal	05/19/2016 02:59:27 AM
3	7.326	1.925ppm	50uL	1		1-50 PPM TOC.2016_04_21_14_54_51.cal	05/19/2016 03:01:33 AM
4	7.350	1.931ppm	50uL	1		1-50 PPM TOC.2016_04_21_14_54_51.cal	05/19/2016 03:03:39 AM

Mean Area 7.324
Mean Conc. 1.925ppm

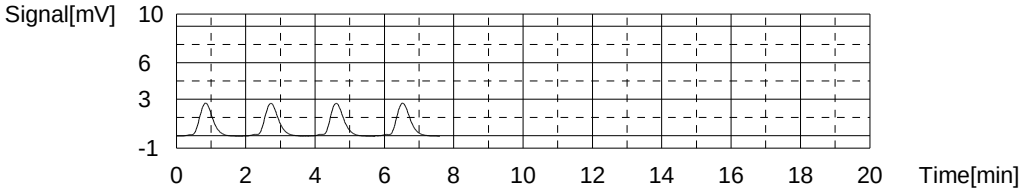

Sample

Sample Name: MS 280-82783-b-6
Sample ID:
Origin: TOC .met
Status Completed
Chk. Result

Type	Anal.	Dil.	Result
Unknown	NPOC	1.000	NPOC:26.50ppm

1. Det

Anal.: NPOC

No.	Area	Conc.	Inj. Vol.	Aut. Dil.	Ex.	Cal. Curve	Date / Time
1	106.8	26.60ppm	50uL	1		1-50 PPM TOC.2016_04_21_14_54_51.cal	05/19/2016 03:12:07 AM
2	106.4	26.50ppm	50uL	1		1-50 PPM TOC.2016_04_21_14_54_51.cal	05/19/2016 03:14:23 AM
3	105.6	26.30ppm	50uL	1		1-50 PPM TOC.2016_04_21_14_54_51.cal	05/19/2016 03:16:41 AM
4	106.8	26.60ppm	50uL	1		1-50 PPM TOC.2016_04_21_14_54_51.cal	05/19/2016 03:19:00 AM

Mean Area 106.4
Mean Conc. 26.50ppm

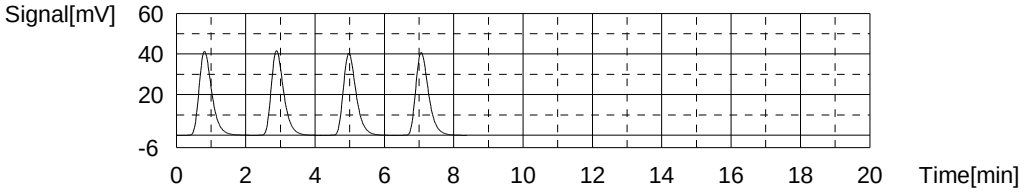

Sample

Sample Name: MSD 280-82783-b-6
Sample ID:
Origin: TOC .met
Status Completed
Chk. Result

Type	Anal.	Dil.	Result
Unknown	NPOC	1.000	NPOC:26.60ppm

1. Det

Anal.: NPOC

No.	Area	Conc.	Inj. Vol.	Aut. Dil.	Ex.	Cal. Curve	Date / Time
1	106.6	26.55ppm	50uL	1		1-50 PPM TOC.2016_04_21_14_54_51.cal	05/19/2016 03:27:34 AM
2	106.9	26.63ppm	50uL	1		1-50 PPM TOC.2016_04_21_14_54_51.cal	05/19/2016 03:29:55 AM
3	106.3	26.48ppm	50uL	1		1-50 PPM TOC.2016_04_21_14_54_51.cal	05/19/2016 03:32:20 AM
4	107.4	26.75ppm	50uL	1		1-50 PPM TOC.2016_04_21_14_54_51.cal	05/19/2016 03:34:41 AM

Mean Area 106.8
Mean Conc. 26.60ppm

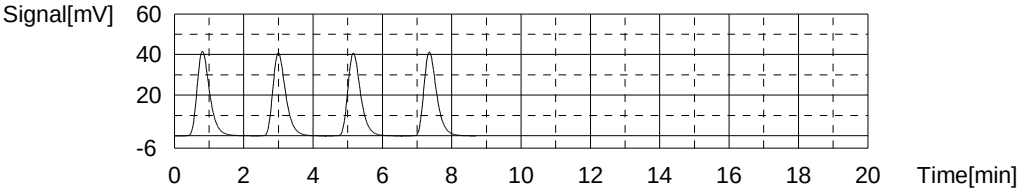

Sample

Sample Name: 280-82783-b-7
Sample ID:
Origin: TOC .met
Status Completed
Chk. Result

Type	Anal.	Dil.	Result
Unknown	NPOC	1.000	NPOC:1.319ppm

1. Det

Anal.: NPOC

No.	Area	Conc.	Inj. Vol.	Aut. Dil.	Ex.	Cal. Curve	Date / Time
1	4.944	1.335ppm	50uL	1		1-50 PPM TOC.2016_04_21_14_54_51.cal	05/19/2016 03:42:58 AM
2	4.879	1.318ppm	50uL	1		1-50 PPM TOC.2016_04_21_14_54_51.cal	05/19/2016 03:45:04 AM
3	4.787	1.296ppm	50uL	1		1-50 PPM TOC.2016_04_21_14_54_51.cal	05/19/2016 03:47:10 AM
4	4.915	1.327ppm	50uL	1		1-50 PPM TOC.2016_04_21_14_54_51.cal	05/19/2016 03:49:16 AM

Mean Area 4.881
Mean Conc. 1.319ppm

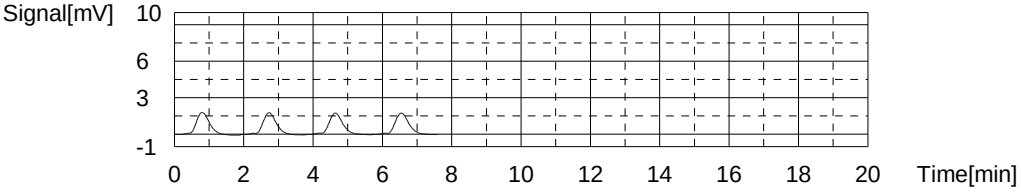

Sample

Sample Name: 280-82783-b-8
Sample ID:
Origin: TOC .met
Status Completed
Chk. Result

Type	Anal.	Dil.	Result
Unknown	NPOC	1.000	NPOC:2.766ppm

1. Det

Anal.: NPOC

No.	Area	Conc.	Inj. Vol.	Aut. Dil.	Ex.	Cal. Curve	Date / Time
1	10.56	2.728ppm	50uL	1		1-50 PPM TOC.2016_04_21_14_54_51.cal	05/19/2016 03:57:33 AM
2	10.79	2.785ppm	50uL	1		1-50 PPM TOC.2016_04_21_14_54_51.cal	05/19/2016 03:59:39 AM
3	10.67	2.755ppm	50uL	1		1-50 PPM TOC.2016_04_21_14_54_51.cal	05/19/2016 04:01:45 AM
4	10.83	2.795ppm	50uL	1		1-50 PPM TOC.2016_04_21_14_54_51.cal	05/19/2016 04:03:51 AM

Mean Area 10.71
Mean Conc. 2.766ppm

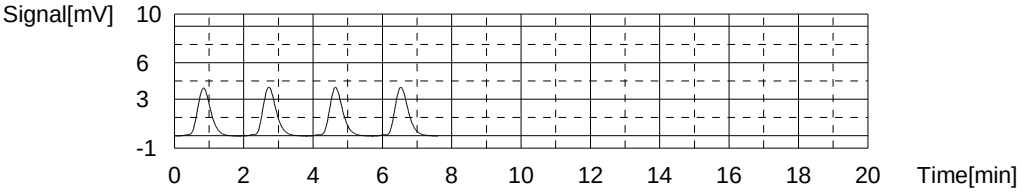

Sample

Sample Name: 280-82783-b-9
Sample ID:
Origin: TOC .met
Status Completed
Chk. Result

Type	Anal.	Dil.	Result
Unknown	NPOC	1.000	NPOC:1.396ppm

1. Det

Anal.: NPOC

No.	Area	Conc.	Inj. Vol.	Aut. Dil.	Ex.	Cal. Curve	Date / Time
1	5.214	1.402ppm	50uL	1		1-50 PPM TOC.2016_04_21_14_54_51.cal	05/19/2016 04:12:08 AM
2	5.216	1.402ppm	50uL	1		1-50 PPM TOC.2016_04_21_14_54_51.cal	05/19/2016 04:14:14 AM
3	5.142	1.384ppm	50uL	1		1-50 PPM TOC.2016_04_21_14_54_51.cal	05/19/2016 04:16:20 AM
4	5.195	1.397ppm	50uL	1		1-50 PPM TOC.2016_04_21_14_54_51.cal	05/19/2016 04:18:26 AM

Mean Area 5.192
Mean Conc. 1.396ppm

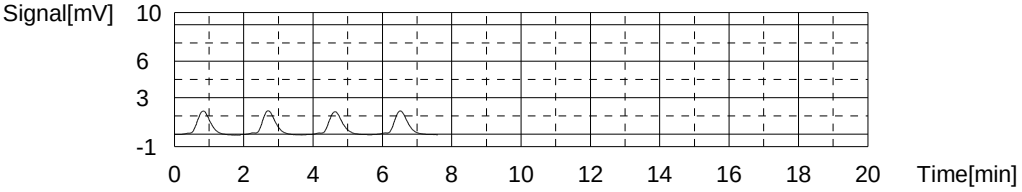

Sample

Sample Name: 280-82783-b-10
Sample ID:
Origin: TOC .met
Status Completed
Chk. Result

Type	Anal.	Dil.	Result
Unknown	NPOC	1.000	NPOC:3.144ppm

1. Det

Anal.: NPOC

No.	Area	Conc.	Inj. Vol.	Aut. Dil.	Ex.	Cal. Curve	Date / Time
1	12.12	3.115ppm	50uL	1		1-50 PPM TOC.2016_04_21_14_54_51.cal	05/19/2016 04:26:43 AM
2	12.31	3.162ppm	50uL	1		1-50 PPM TOC.2016_04_21_14_54_51.cal	05/19/2016 04:28:49 AM
3	12.19	3.132ppm	50uL	1		1-50 PPM TOC.2016_04_21_14_54_51.cal	05/19/2016 04:30:55 AM
4	12.33	3.167ppm	50uL	1		1-50 PPM TOC.2016_04_21_14_54_51.cal	05/19/2016 04:33:02 AM

Mean Area 12.24
Mean Conc. 3.144ppm

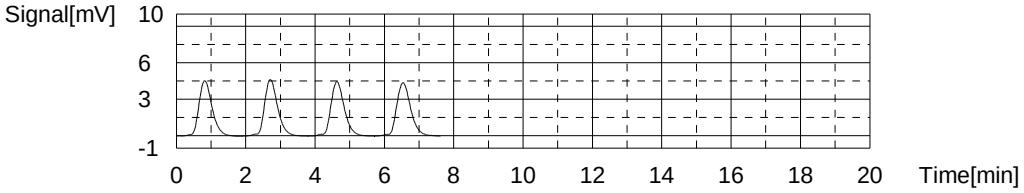

Sample

Sample Name: 280-82783-b-11
Sample ID:
Origin: TOC .met
Status Completed
Chk. Result

Type	Anal.	Dil.	Result
Unknown	NPOC	1.000	NPOC:2.730ppm

1. Det

Anal.: NPOC

No.	Area	Conc.	Inj. Vol.	Aut. Dil.	Ex.	Cal. Curve	Date / Time
1	10.71	2.765ppm	50uL	1		1-50 PPM TOC.2016_04_21_14_54_51.cal	05/19/2016 04:41:19 AM
2	10.63	2.745ppm	50uL	1		1-50 PPM TOC.2016_04_21_14_54_51.cal	05/19/2016 04:43:26 AM
3	10.45	2.700ppm	50uL	1		1-50 PPM TOC.2016_04_21_14_54_51.cal	05/19/2016 04:45:31 AM
4	10.48	2.708ppm	50uL	1		1-50 PPM TOC.2016_04_21_14_54_51.cal	05/19/2016 04:47:37 AM

Mean Area 10.57
Mean Conc. 2.730ppm

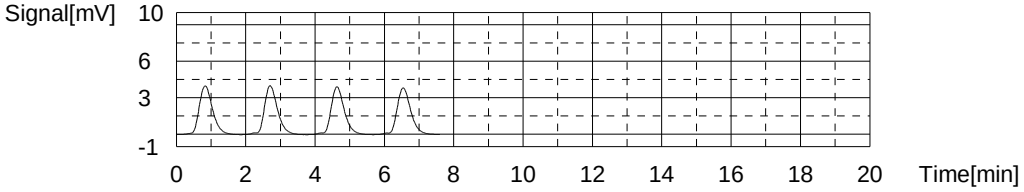

Sample

Sample Name: 280-82783-b-12
Sample ID:
Origin: TOC .met
Status Completed
Chk. Result

Type	Anal.	Dil.	Result
Unknown	NPOC	1.000	NPOC:2.374ppm

1. Det

Anal.: NPOC

No.	Area	Conc.	Inj. Vol.	Aut. Dil.	Ex.	Cal. Curve	Date / Time
1	9.169	2.383ppm	50uL	1		1-50 PPM TOC.2016_04_21_14_54_51.cal	05/19/2016 04:55:54 AM
2	9.060	2.356ppm	50uL	1		1-50 PPM TOC.2016_04_21_14_54_51.cal	05/19/2016 04:58:00 AM
3	9.142	2.376ppm	50uL	1		1-50 PPM TOC.2016_04_21_14_54_51.cal	05/19/2016 05:00:06 AM
4	9.166	2.382ppm	50uL	1		1-50 PPM TOC.2016_04_21_14_54_51.cal	05/19/2016 05:02:12 AM

Mean Area 9.134
Mean Conc. 2.374ppm

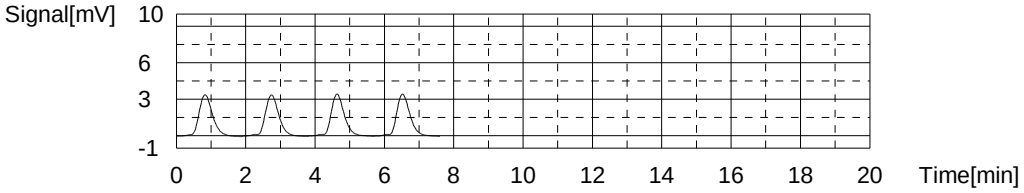

Sample

Sample Name: 280-82783-b-13
Sample ID:
Origin: TOC .met
Status Completed
Chk. Result

Type	Anal.	Dil.	Result
Unknown	NPOC	1.000	NPOC:1.400ppm

1. Det

Anal.: NPOC

No.	Area	Conc.	Inj. Vol.	Aut. Dil.	Ex.	Cal. Curve	Date / Time
1	5.184	1.394ppm	50uL	1		1-50 PPM TOC.2016_04_21_14_54_51.cal	05/19/2016 05:10:29 AM
2	5.280	1.418ppm	50uL	1		1-50 PPM TOC.2016_04_21_14_54_51.cal	05/19/2016 05:12:35 AM
3	5.196	1.397ppm	50uL	1		1-50 PPM TOC.2016_04_21_14_54_51.cal	05/19/2016 05:14:42 AM
4	5.177	1.392ppm	50uL	1		1-50 PPM TOC.2016_04_21_14_54_51.cal	05/19/2016 05:16:47 AM

Mean Area 5.209
Mean Conc. 1.400ppm

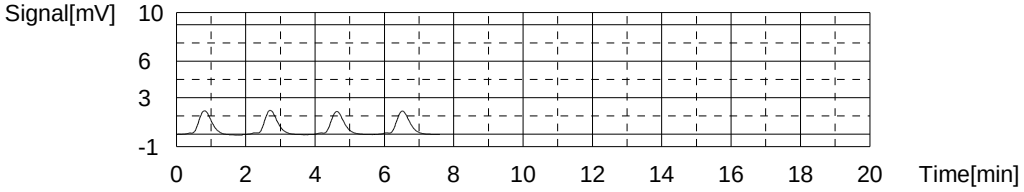

Sample

Sample Name: CCV
Sample ID:
Origin: TOC .met
Status Completed
Chk. Result

Type	Anal.	Dil.	Result
Unknown	NPOC	1.000	NPOC:24.69ppm

1. Det

Anal.: NPOC

No.	Area	Conc.	Inj. Vol.	Aut. Dil.	Ex.	Cal. Curve	Date / Time
1	98.83	24.62ppm	50uL	1		1-50 PPM TOC.2016_04_21_14_54_51.cal	05/19/2016 05:25:23 AM
2	99.19	24.71ppm	50uL	1		1-50 PPM TOC.2016_04_21_14_54_51.cal	05/19/2016 05:27:43 AM
3	98.82	24.62ppm	50uL	1		1-50 PPM TOC.2016_04_21_14_54_51.cal	05/19/2016 05:30:05 AM
4	99.47	24.78ppm	50uL	1		1-50 PPM TOC.2016_04_21_14_54_51.cal	05/19/2016 05:32:28 AM

Mean Area 99.08
Mean Conc. 24.69ppm

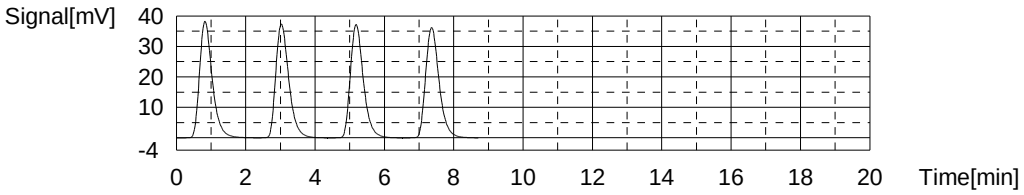

Sample

Sample Name: CCB
Sample ID:
Origin: TOC .met
Status Completed
Chk. Result

Type	Anal.	Dil.	Result
Unknown	NPOC	1.000	NPOC:0.3343ppm

1. Det

Anal.: NPOC

No.	Area	Conc.	Inj. Vol.	Aut. Dil.	Ex.	Cal. Curve	Date / Time
1	0.8994	0.3313ppm	50uL	1		1-50 PPM TOC.2016_04_21_14_54_51.cal	05/19/2016 05:40:45 AM
2	0.9203	0.3364ppm	50uL	1		1-50 PPM TOC.2016_04_21_14_54_51.cal	05/19/2016 05:42:51 AM
3	0.8798	0.3264ppm	50uL	1		1-50 PPM TOC.2016_04_21_14_54_51.cal	05/19/2016 05:44:57 AM
4	0.9469	0.3430ppm	50uL	1		1-50 PPM TOC.2016_04_21_14_54_51.cal	05/19/2016 05:47:04 AM

Mean Area 0.9116
Mean Conc. 0.3343ppm

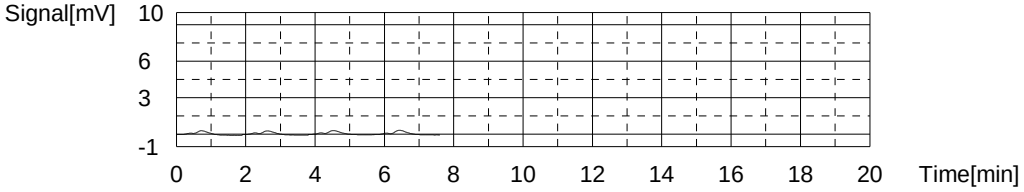

Sample

Sample Name: 280-82783-b-14
Sample ID:
Origin: TOC .met
Status Completed
Chk. Result

Type	Anal.	Dil.	Result
Unknown	NPOC	1.000	NPOC:0.3522ppm

1. Det

Anal.: NPOC

No.	Area	Conc.	Inj. Vol.	Aut. Dil.	Ex.	Cal. Curve	Date / Time
1	1.257	0.4200ppm	50uL	1	E	1-50 PPM TOC.2016_04_21_14_54_51.cal	05/19/2016 05:55:20 AM
2	1.004	0.3572ppm	50uL	1		1-50 PPM TOC.2016_04_21_14_54_51.cal	05/19/2016 05:57:26 AM
3	1.000	0.3562ppm	50uL	1		1-50 PPM TOC.2016_04_21_14_54_51.cal	05/19/2016 05:59:32 AM
4	1.015	0.3599ppm	50uL	1		1-50 PPM TOC.2016_04_21_14_54_51.cal	05/19/2016 06:01:38 AM
5	0.9160	0.3354ppm	50uL	1		1-50 PPM TOC.2016_04_21_14_54_51.cal	05/19/2016 06:03:44 AM

Mean Area 0.9838
Mean Conc. 0.3522ppm

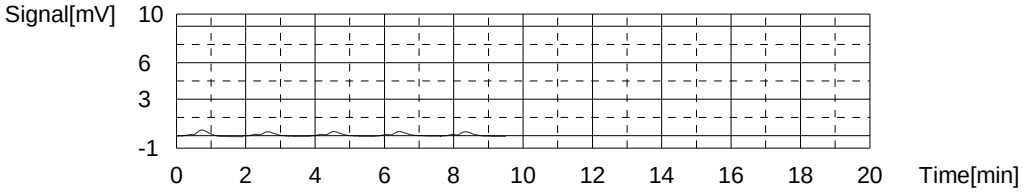

Sample

Sample Name: 680-125220-g-1
Sample ID:
Origin: TOC .met
Status Completed
Chk. Result

Type	Anal.	Dil.	Result
Unknown	NPOC	1.000	NPOC:2.836ppm

1. Det

Anal.: NPOC

No.	Area	Conc.	Inj. Vol.	Aut. Dil.	Ex.	Cal. Curve	Date / Time
1	10.96	2.827ppm	50uL	1		1-50 PPM TOC.2016_04_21_14_54_51.cal	05/19/2016 06:12:00 AM
2	10.95	2.824ppm	50uL	1		1-50 PPM TOC.2016_04_21_14_54_51.cal	05/19/2016 06:14:06 AM
3	10.93	2.819ppm	50uL	1		1-50 PPM TOC.2016_04_21_14_54_51.cal	05/19/2016 06:16:12 AM
4	11.14	2.872ppm	50uL	1		1-50 PPM TOC.2016_04_21_14_54_51.cal	05/19/2016 06:18:19 AM

Mean Area 11.00
Mean Conc. 2.836ppm

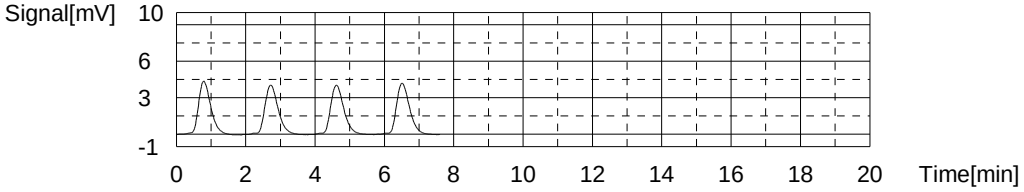

Sample

Sample Name: 680-125221-g-1
Sample ID:
Origin: TOC .met
Status Completed
Chk. Result

Type	Anal.	Dil.	Result
Unknown	NPOC	1.000	NPOC:1.067ppm

1. Det

Anal.: NPOC

No.	Area	Conc.	Inj. Vol.	Aut. Dil.	Ex.	Cal. Curve	Date / Time
1	4.766	1.290ppm	50uL	1	E	1-50 PPM TOC.2016_04_21_14_54_51.cal	05/19/2016 06:26:35 AM
2	3.796	1.050ppm	50uL	1		1-50 PPM TOC.2016_04_21_14_54_51.cal	05/19/2016 06:28:41 AM
3	3.822	1.056ppm	50uL	1		1-50 PPM TOC.2016_04_21_14_54_51.cal	05/19/2016 06:30:47 AM
4	3.852	1.064ppm	50uL	1		1-50 PPM TOC.2016_04_21_14_54_51.cal	05/19/2016 06:32:53 AM
5	3.995	1.099ppm	50uL	1		1-50 PPM TOC.2016_04_21_14_54_51.cal	05/19/2016 06:34:59 AM

Mean Area 3.866
Mean Conc. 1.067ppm

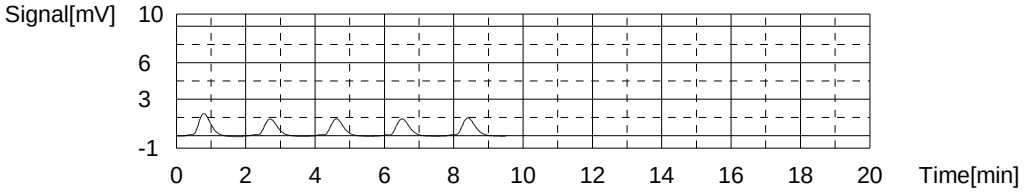

Sample

Sample Name: 680-125221-g-2
Sample ID:
Origin: TOC .met
Status Completed
Chk. Result

Type	Anal.	Dil.	Result
Unknown	NPOC	1.000	NPOC:0.6440ppm

1. Det

Anal.: NPOC

No.	Area	Conc.	Inj. Vol.	Aut. Dil.	Ex.	Cal. Curve	Date / Time
1	2.138	0.6385ppm	50uL	1		1-50 PPM TOC.2016_04_21_14_54_51.cal	05/19/2016 06:43:15 AM
2	2.204	0.6549ppm	50uL	1		1-50 PPM TOC.2016_04_21_14_54_51.cal	05/19/2016 06:45:21 AM
3	2.146	0.6405ppm	50uL	1		1-50 PPM TOC.2016_04_21_14_54_51.cal	05/19/2016 06:47:28 AM
4	2.152	0.6420ppm	50uL	1		1-50 PPM TOC.2016_04_21_14_54_51.cal	05/19/2016 06:49:33 AM

Mean Area 2.160
Mean Conc. 0.6440ppm

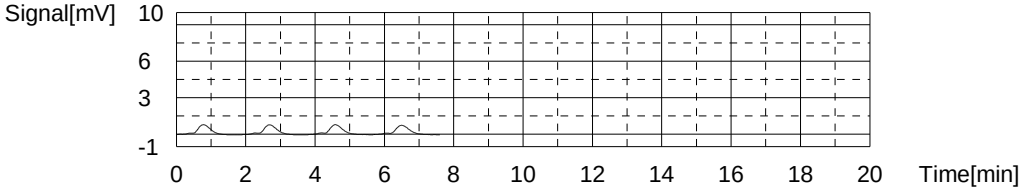

Sample

Sample Name: 680-125221-g-3
Sample ID:
Origin: TOC .met
Status Completed
Chk. Result

Type	Anal.	Dil.	Result
Unknown	NPOC	1.000	NPOC:0.9855ppm

1. Det

Anal.: NPOC

No.	Area	Conc.	Inj. Vol.	Aut. Dil.	Ex.	Cal. Curve	Date / Time
1	3.549	0.9885ppm	50uL	1		1-50 PPM TOC.2016_04_21_14_54_51.cal	05/19/2016 06:57:51 AM
2	3.602	1.002ppm	50uL	1		1-50 PPM TOC.2016_04_21_14_54_51.cal	05/19/2016 06:59:57 AM
3	3.448	0.9635ppm	50uL	1		1-50 PPM TOC.2016_04_21_14_54_51.cal	05/19/2016 07:02:03 AM
4	3.549	0.9885ppm	50uL	1		1-50 PPM TOC.2016_04_21_14_54_51.cal	05/19/2016 07:04:09 AM

Mean Area 3.537
Mean Conc. 0.9855ppm

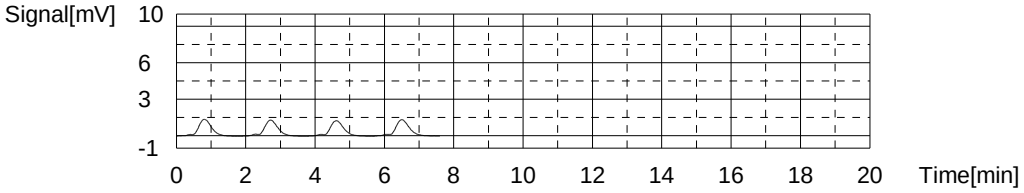

Sample

Sample Name: 680-125221-g-4
Sample ID:
Origin: TOC .met
Status Completed
Chk. Result

Type	Anal.	Dil.	Result
Unknown	NPOC	1.000	NPOC:1.057ppm

1. Det

Anal.: NPOC

No.	Area	Conc.	Inj. Vol.	Aut. Dil.	Ex.	Cal. Curve	Date / Time
1	3.454	0.9650ppm	50uL	1	E	1-50 PPM TOC.2016_04_21_14_54_51.cal	05/19/2016 07:12:27 AM
2	3.909	1.078ppm	50uL	1		1-50 PPM TOC.2016_04_21_14_54_51.cal	05/19/2016 07:14:33 AM
3	3.778	1.045ppm	50uL	1		1-50 PPM TOC.2016_04_21_14_54_51.cal	05/19/2016 07:16:39 AM
4	3.813	1.054ppm	50uL	1		1-50 PPM TOC.2016_04_21_14_54_51.cal	05/19/2016 07:18:46 AM
5	3.808	1.053ppm	50uL	1		1-50 PPM TOC.2016_04_21_14_54_51.cal	05/19/2016 07:20:51 AM

Mean Area 3.827
Mean Conc. 1.057ppm

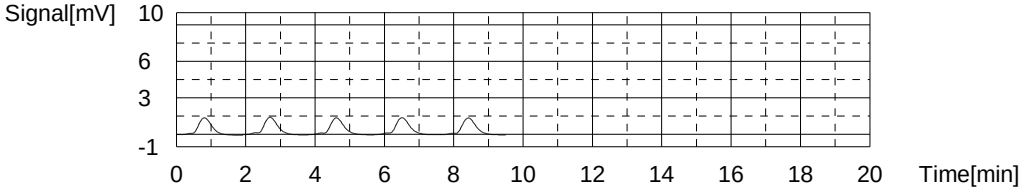

Sample

Sample Name: 280-82645-a-12
Sample ID:
Origin: TOC .met
Status Completed
Chk. Result

Type	Anal.	Dil.	Result
Unknown	NPOC	1.000	NPOC:4.330ppm

1. Det

Anal.: NPOC

No.	Area	Conc.	Inj. Vol.	Aut. Dil.	Ex.	Cal. Curve	Date / Time
1	17.33	4.407ppm	50uL	1		1-50 PPM TOC.2016_04_21_14_54_51.cal	05/19/2016 07:29:11 AM
2	16.84	4.286ppm	50uL	1		1-50 PPM TOC.2016_04_21_14_54_51.cal	05/19/2016 07:31:17 AM
3	16.92	4.305ppm	50uL	1		1-50 PPM TOC.2016_04_21_14_54_51.cal	05/19/2016 07:33:25 AM
4	16.99	4.323ppm	50uL	1		1-50 PPM TOC.2016_04_21_14_54_51.cal	05/19/2016 07:35:31 AM

Mean Area 17.02
Mean Conc. 4.330ppm

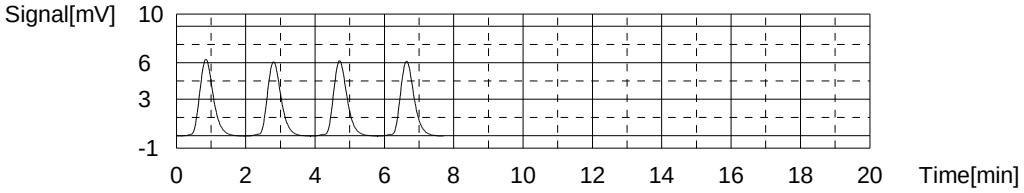

Sample

Sample Name: MS 280-82645-a-12
Sample ID:
Origin: TOC .met
Status Completed
Chk. Result

Type	Anal.	Dil.	Result
Unknown	NPOC	1.000	NPOC:28.90ppm

1. Det

Anal.: NPOC

No.	Area	Conc.	Inj. Vol.	Aut. Dil.	Ex.	Cal. Curve	Date / Time
1	116.2	28.93ppm	50uL	1		1-50 PPM TOC.2016_04_21_14_54_51.cal	05/19/2016 07:44:01 AM
2	116.2	28.93ppm	50uL	1		1-50 PPM TOC.2016_04_21_14_54_51.cal	05/19/2016 07:46:19 AM
3	115.5	28.76ppm	50uL	1		1-50 PPM TOC.2016_04_21_14_54_51.cal	05/19/2016 07:48:39 AM
4	116.3	28.96ppm	50uL	1		1-50 PPM TOC.2016_04_21_14_54_51.cal	05/19/2016 07:51:00 AM

Mean Area 116.1
Mean Conc. 28.90ppm

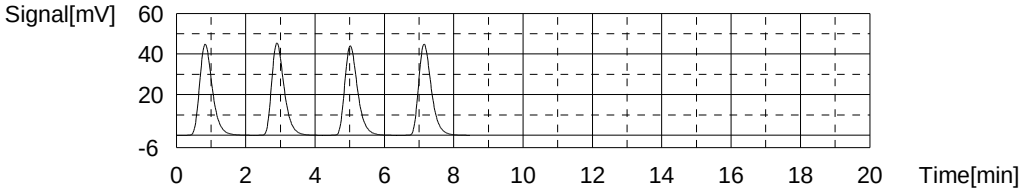

Sample

Sample Name: MSD 280-82645-a-12
Sample ID:
Origin: TOC .met
Status Completed
Chk. Result

Type	Anal.	Dil.	Result
Unknown	NPOC	1.000	NPOC:29.01ppm

1. Det

Anal.: NPOC

No.	Area	Conc.	Inj. Vol.	Aut. Dil.	Ex.	Cal. Curve	Date / Time
1	116.4	28.98ppm	50uL	1		1-50 PPM TOC.2016_04_21_14_54_51.cal	05/19/2016 07:59:30 AM
2	116.7	29.06ppm	50uL	1		1-50 PPM TOC.2016_04_21_14_54_51.cal	05/19/2016 08:01:48 AM
3	117.1	29.16ppm	50uL	1		1-50 PPM TOC.2016_04_21_14_54_51.cal	05/19/2016 08:04:08 AM
4	115.9	28.86ppm	50uL	1		1-50 PPM TOC.2016_04_21_14_54_51.cal	05/19/2016 08:06:32 AM

Mean Area 116.5
Mean Conc. 29.01ppm

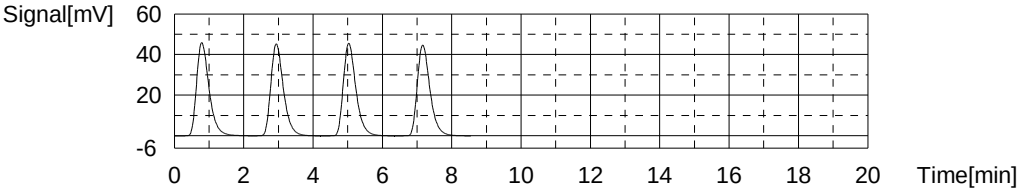

Sample

Sample Name: 280-82921-b-4
Sample ID:
Origin: TOC .met
Status Completed
Chk. Result

Type	Anal.	Dil.	Result
Unknown	NPOC	1.000	NPOC:0.9940ppm

1. Det

Anal.: NPOC

No.	Area	Conc.	Inj. Vol.	Aut. Dil.	Ex.	Cal. Curve	Date / Time
1	3.575	0.9950ppm	50uL	1		1-50 PPM TOC.2016_04_21_14_54_51.cal	05/19/2016 08:14:50 AM
2	3.612	1.004ppm	50uL	1		1-50 PPM TOC.2016_04_21_14_54_51.cal	05/19/2016 08:16:56 AM
3	3.552	0.9893ppm	50uL	1		1-50 PPM TOC.2016_04_21_14_54_51.cal	05/19/2016 08:19:02 AM
4	3.545	0.9875ppm	50uL	1		1-50 PPM TOC.2016_04_21_14_54_51.cal	05/19/2016 08:21:09 AM

Mean Area 3.571
Mean Conc. 0.9940ppm

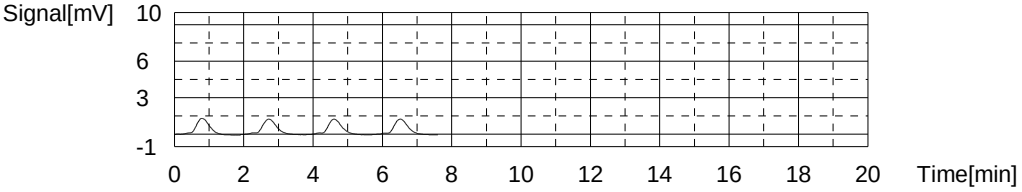

Sample

Sample Name: CCV
Sample ID:
Origin: TOC .met
Status Completed
Chk. Result

Type	Anal.	Dil.	Result
Unknown	NPOC	1.000	NPOC:24.82ppm

1. Det

Anal.: NPOC

No.	Area	Conc.	Inj. Vol.	Aut. Dil.	Ex.	Cal. Curve	Date / Time
1	100.0	24.91ppm	50uL	1		1-50 PPM TOC.2016_04_21_14_54_51.cal	05/19/2016 08:29:43 AM
2	99.19	24.71ppm	50uL	1		1-50 PPM TOC.2016_04_21_14_54_51.cal	05/19/2016 08:32:10 AM
3	99.60	24.82ppm	50uL	1		1-50 PPM TOC.2016_04_21_14_54_51.cal	05/19/2016 08:34:34 AM
4	99.68	24.84ppm	50uL	1		1-50 PPM TOC.2016_04_21_14_54_51.cal	05/19/2016 08:36:58 AM

Mean Area 99.62
Mean Conc. 24.82ppm

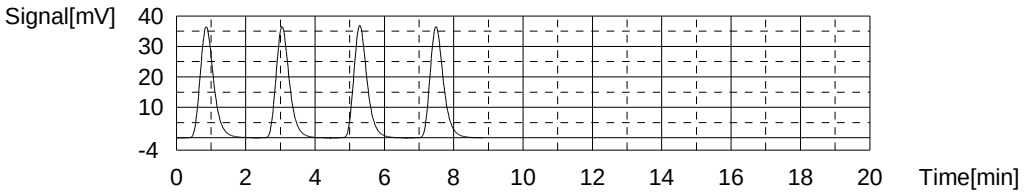

Sample

Sample Name: CCB
Sample ID:
Origin: TOC .met
Status Completed
Chk. Result

Type	Anal.	Dil.	Result
Unknown	NPOC	1.000	NPOC:0.3301ppm

1. Det

Anal.: NPOC

No.	Area	Conc.	Inj. Vol.	Aut. Dil.	Ex.	Cal. Curve	Date / Time
1	0.9210	0.3366ppm	50uL	1		1-50 PPM TOC.2016_04_21_14_54_51.cal	05/19/2016 08:45:16 AM
2	0.9025	0.3320ppm	50uL	1		1-50 PPM TOC.2016_04_21_14_54_51.cal	05/19/2016 08:47:22 AM
3	0.8627	0.3221ppm	50uL	1		1-50 PPM TOC.2016_04_21_14_54_51.cal	05/19/2016 08:49:28 AM
4	0.8932	0.3297ppm	50uL	1		1-50 PPM TOC.2016_04_21_14_54_51.cal	05/19/2016 08:51:35 AM

Mean Area 0.8949
Mean Conc. 0.3301ppm

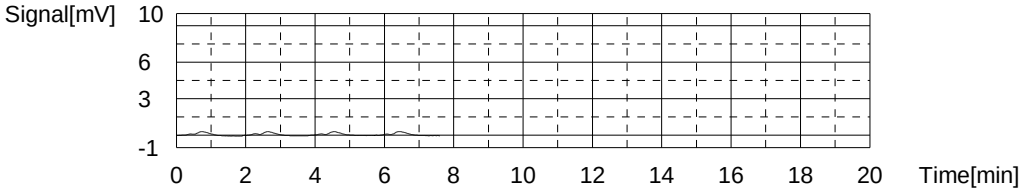

Sample

Sample Name: 280-82921-b-5
Sample ID:
Origin: TOC .met
Status Completed
Chk. Result

Type	Anal.	Dil.	Result
Unknown	NPOC	1.000	NPOC:2.468ppm

1. Det

Anal.: NPOC

No.	Area	Conc.	Inj. Vol.	Aut. Dil.	Ex.	Cal. Curve	Date / Time
1	9.504	2.466ppm	50uL	1		1-50 PPM TOC.2016_04_21_14_54_51.cal	05/19/2016 08:59:52 AM
2	9.606	2.491ppm	50uL	1		1-50 PPM TOC.2016_04_21_14_54_51.cal	05/19/2016 09:01:58 AM
3	9.437	2.449ppm	50uL	1		1-50 PPM TOC.2016_04_21_14_54_51.cal	05/19/2016 09:04:04 AM
4	9.510	2.467ppm	50uL	1		1-50 PPM TOC.2016_04_21_14_54_51.cal	05/19/2016 09:06:10 AM

Mean Area 9.514
Mean Conc. 2.468ppm

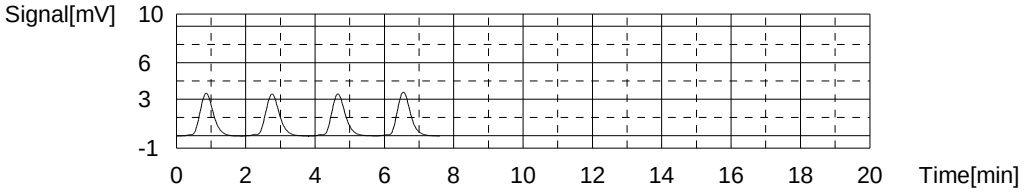

Sample

Sample Name: 280-82946-c-1
Sample ID:
Origin: TOC .met
Status Completed
Chk. Result

Type	Anal.	Dil.	Result
Unknown	NPOC	1.000	NPOC:1.050ppm

1. Det

Anal.: NPOC

No.	Area	Conc.	Inj. Vol.	Aut. Dil.	Ex.	Cal. Curve	Date / Time
1	3.919	1.080ppm	50uL	1		1-50 PPM TOC.2016_04_21_14_54_51.cal	05/19/2016 09:14:28 AM
2	3.793	1.049ppm	50uL	1		1-50 PPM TOC.2016_04_21_14_54_51.cal	05/19/2016 09:16:34 AM
3	3.374	0.9451ppm	50uL	1	E	1-50 PPM TOC.2016_04_21_14_54_51.cal	05/19/2016 09:18:50 AM
4	3.690	1.023ppm	50uL	1		1-50 PPM TOC.2016_04_21_14_54_51.cal	05/19/2016 09:20:56 AM
5	3.779	1.046ppm	50uL	1		1-50 PPM TOC.2016_04_21_14_54_51.cal	05/19/2016 09:23:03 AM

Mean Area 3.795
Mean Conc. 1.050ppm

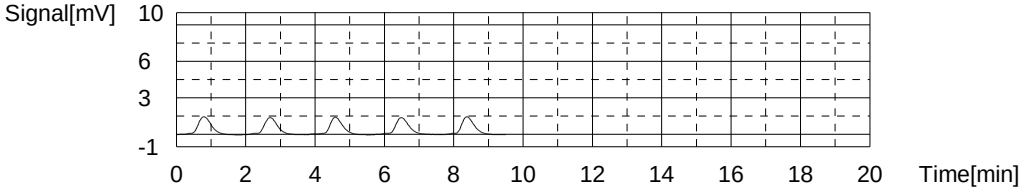

Sample

Sample Name: CCV
Sample ID:
Origin: TOC .met
Status Completed
Chk. Result

Type	Anal.	Dil.	Result
Unknown	NPOC	1.000	NPOC:24.77ppm

1. Det

Anal.: NPOC

No.	Area	Conc.	Inj. Vol.	Aut. Dil.	Ex.	Cal. Curve	Date / Time
1	99.87	24.88ppm	50uL	1		1-50 PPM TOC.2016_04_21_14_54_51.cal	05/19/2016 09:31:34 AM
2	99.20	24.72ppm	50uL	1		1-50 PPM TOC.2016_04_21_14_54_51.cal	05/19/2016 09:33:56 AM
3	98.96	24.66ppm	50uL	1		1-50 PPM TOC.2016_04_21_14_54_51.cal	05/19/2016 09:36:20 AM
4	99.66	24.83ppm	50uL	1		1-50 PPM TOC.2016_04_21_14_54_51.cal	05/19/2016 09:38:41 AM

Mean Area 99.42
Mean Conc. 24.77ppm

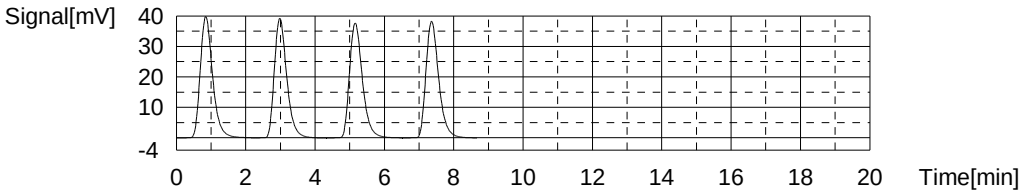

Sample

Sample Name: CCB
Sample ID:
Origin: TOC .met
Status Completed
Chk. Result

Type	Anal.	Dil.	Result
Unknown	NPOC	1.000	NPOC:0.3731ppm

1. Det

Anal.: NPOC

No.	Area	Conc.	Inj. Vol.	Aut. Dil.	Ex.	Cal. Curve	Date / Time
1	1.118	0.3855ppm	50uL	1		1-50 PPM TOC.2016_04_21_14_54_51.cal	05/19/2016 09:46:59 AM
2	1.100	0.3810ppm	50uL	1		1-50 PPM TOC.2016_04_21_14_54_51.cal	05/19/2016 09:49:05 AM
3	1.060	0.3711ppm	50uL	1		1-50 PPM TOC.2016_04_21_14_54_51.cal	05/19/2016 09:51:11 AM
4	0.9951	0.3550ppm	50uL	1		1-50 PPM TOC.2016_04_21_14_54_51.cal	05/19/2016 09:53:18 AM

Mean Area 1.068
Mean Conc. 0.3731ppm

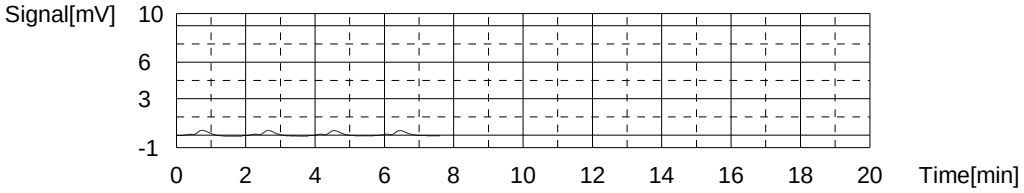

TOC-V Cal Curve Information
1-50 PPM TOC.2016_04_21_14_54_51.cal

Date of Creation	11:15:53 AM 10/28/2005
User	DEANN
System	TOC-VCSH

Cal. Curve

Sample Name:	cal
Sample ID:	CAL
Cal. Curve:	1-50 PPM TOC.2016_04_21_14_54_51.cal
Status	Completed
Comment:	

Type	Anal.
Standard	NPOC

Conc: 0.000mg/L

No.	Area	Inj. Vol.	Aut. Dil.	Rem.	Ex.	Date / Time
1	0.4501	50uL	1	*******	E	04/21/2016 03:02:28 F
2	0.000	50uL	1	*******		04/21/2016 03:04:34 F
3	0.000	50uL	1	*******		04/21/2016 03:06:40 F

Acid Add.	1.500%
Sp. Time	90.00sec
Mean Area	0.000
SD Area	0.000
CV Area	0.00%
Vial	1

Conc: 1.000mg/L

No.	Area	Inj. Vol.	Aut. Dil.	Rem.	Ex.	Date / Time
1	3.851	50uL	1	*******		04/21/2016 03:16:46 F
2	3.860	50uL	1	*******		04/21/2016 03:18:36 F

Acid Add.	1.500%
Sp. Time	90.00sec
Mean Area	3.856
SD Area	0.00636
CV Area	0.17%
Vial	2

Conc: 5.000mg/L

No.	Area	Inj. Vol.	Aut. Dil.	Rem.	Ex.	Date / Time
1	19.51	50uL	1	*******		04/21/2016 03:29:04 F
2	19.38	50uL	1	*******		04/21/2016 03:31:10 F

Acid Add.	1.500%
Sp. Time	90.00sec
Mean Area	19.45
SD Area	0.09192
CV Area	0.47%
Vial	3

Conc: 10.00mg/L

No.	Area	Inj. Vol.	Aut. Dil.	Rem.	Ex.	Date / Time
1	39.64	50uL	1	*******		04/21/2016 03:41:43 F
2	39.31	50uL	1	*******		04/21/2016 03:43:59 F

Acid Add. 1.500%
Sp. Time 90.00sec
Mean Area 39.48
SD Area 0.2333
CV Area 0.59%
Vial 4

Conc: 25.00mg/L

No.	Area	Inj. Vol.	Aut. Dil.	Rem.	Ex.	Date / Time
1	100.3	50uL	1	*******		04/21/2016 03:54:47 F
2	99.90	50uL	1	*******		04/21/2016 03:57:15 F

Acid Add. 1.500%
Sp. Time 90.00sec
Mean Area 100.1
SD Area 0.2828
CV Area 0.28%
Vial 5

Conc: 50.00mg/L

No.	Area	Inj. Vol.	Aut. Dil.	Rem.	Ex.	Date / Time
1	201.2	50uL	1	*******		04/21/2016 04:08:16 F
2	201.5	50uL	1	*******		04/21/2016 04:10:59 F

Acid Add. 1.500%
Sp. Time 90.00sec
Mean Area 201.4
SD Area 0.2121
CV Area 0.11%
Vial 6

Slope: 4.031
Intercept -0.4359
r^2 1.0000
r 1.0000
Zero Shift No

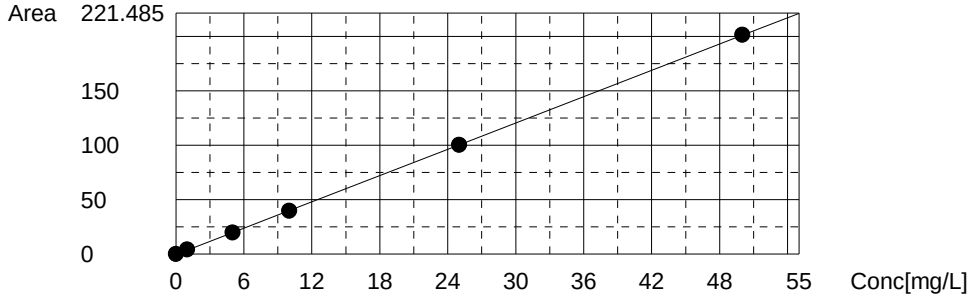

pH CT 5/18/16

	Analysis	Sample Name	Dilution	Result	Comment	Date / Time	Vial
1	NPOC	ICV	1.000	"			1
2	NPOC	ICB	1.000	"			2
3	NPOC	LCS	1.000	"			3
4	NPOC	MB	1.000	"			4
5	NPOC	TIC	1.000	"			5
6	NPOC	280-82645-b-1	1.000	"			6
7	NPOC	MS 280-82645-b-1	1.000	"			7
8	NPOC	MSD 280-82645-b-1	1.000	"			8
9	NPOC	280-82645-a-2	1.000	"			9
10	NPOC	280-82645-a-3	1.000	"			10
11	NPOC	280-82645-a-4	1.000	"			11
12	NPOC	280-82645-a-5	1.000	"			12
13	NPOC	280-82645-a-6	1.000	"			13
14	NPOC	280-82645-a-7	1.000	"			14
15	NPOC	CCV	1.000	"			15
16	NPOC	CCB	1.000	"			16
17	NPOC	280-82645-a-8	1.000	"			17
18	NPOC	320-18794-b-3	2x ~~1.000~~	"	cloudy		18
19	NPOC	320-18794-a-3 F	2x 1.000	"	J		19
20	NPOC	280-82709-a-15	1.000	"			20
21	NPOC	MS 280-82709-a-15	1.000	"			21
22	NPOC	MSD 280-82709-a-1	1.000	"			22
23	NPOC	280-82709-a-20	1.000	"			23
24	NPOC	280-82709-a-24	1.000	"			24
25	NPOC	280-82709-a-25	1.000	"			25
26	NPOC	280-82709-a-26	1.000	"			26
27	NPOC	CCV	1.000	"			27
28	NPOC	CCB	1.000	"			28
29	NPOC	280-82709-a-27	1.000	"			29
30	NPOC	280-82709-a-28	1.000	"			30
31	NPOC	280-82783-b-1	1.000	"			31
32	NPOC	280-82783-b-2	1.000	"			32
33	NPOC	280-82783-b-3	1.000	"			33
34	NPOC	LCS	1.000	"			34
35	NPOC	MB	1.000	"			35
36	NPOC	TIC	1.000	"			36
37	NPOC	280-82783-b-4	1.000	"			37
38	NPOC	280-82783-b-5	1.000	"			38
39	NPOC	CCV	1.000	"			39
40	NPOC	CCB	1.000	"			40
41	NPOC	280-82783-b-6	1.000	"			41
42	NPOC	MS 280-82783-b-6	1.000	"			42
43	NPOC	MSD 280-82783-b-6	1.000	"			43
44	NPOC	280-82783-b-7	1.000	"			44
45	NPOC	280-82783-b-8	1.000	"			45
46	NPOC	280-82783-b-9	1.000	"			46
47	NPOC	280-82783-b-10	1.000	"			47
48	NPOC	280-82783-b-11	1.000	"			48
49	NPOC	280-82783-b-12	1.000	"			49
50	NPOC	280-82783-b-13	1.000	"			50
51	NPOC	CCV	1.000	"			51
52	NPOC	CCB	1.000	"			52
53	NPOC	280-82783-b-14	1.000	"			53
54	NPOC	680-125220-g-1	1.000	"			54
55	NPOC	680-125221-g-1	1.000	"			55
56	NPOC	680-125221-g-2	1.000	"			56
57	NPOC	680-125221-g-3	1.000	"			57
58	NPOC	680-125221-g-4	1.000	"			58
59	NPOC	280-82645-a-12	1.000	"			59
60	NPOC	MS 280-82645-a-12	1.000	"			60
61	NPOC	MSD 280-82645-a-1	1.000	"			61
62	NPOC	280-82921-b-4	1.000	"			62
63	NPOC	CCV	1.000	"			63
64	NPOC	CCB	1.000	"			64
65	NPOC	280-82921-b-5	1.000	"			65
66	NPOC	280-82946-c-1	1.000	"			66
67	NPOC	CCV	1.000	"			67

pH 5/18/14

	Analysis	Sample Name	Dilution	Result	Comment	Date / Time	Vial
68	NPOC	CCB	1.000	~~LL~~			68

TestAmerica
THE LEADER IN ENVIRONMENTAL TESTING

Calibration Data Review Checklist

Note: Includes all methods (except IC, CN) that utilize initial calibration)

SOP No. WC0006		Instrument ID: 5HI2
LIMS Prep Batch#: NA	LIMS Analytical Batch# 326066/826067	ICAL Batch NA
Analyst(s)/1st Reviewer/Date: CA 5/19/16		QC Type (circle): (Standard) LCSD DOD Q4 DoD Q5 QAPP_____ Other_____
Method (circle): 3500-Cr B 3500-Cr D 3500-Fe B 3500-Fe D 350.1 351.2 353.2 365.1 410.4 420.1 420.4 4500-NO_2 B 4500-S^{2-} D 7196A (9060) 5310B		
Matrix (circle): (Water) Solid Waste Leachate		Circle all that apply: (Total) (Field Filtered) Lab Filtered

Review Items	Yes	No	NA	2nd Rev	If No, why is data reportable? (List NCM #)
A. Calibration/Instrument Run QC					
1. Verify intermediate standards for correct concentration stated in SOP (ICAL pts at correct concentration)	✓			✓	
2. Number of Points: 1st order: 5 standards; 2nd order: 6 standards	✓			✓	
3. Linearity and intercept: r ≥ 0.995 (r^2≥0.99) |x-intercept| < ½ RL	✓			✓	
4. ICV, second source: run before samples 90-110% recovery	✓			✓	
5. CCV: 10% frequency & closing 90-110% recovery	✓			✓	
6. Cadmium Column Efficiency Check (353.2): 85-115% NO_2 recovery			✓	✓	
7. ICB: run before samples, CCB: 10% frequency, & closing Result < ½ RL (410.4 Result <RL)	✓			✓	
B. Client Sample and QC Sample Results					
8. Samples with results > linear range diluted and reanalyzed?	✓			✓	Comments:
9. On-instrument response of diluted sample is >10X |MB| on-instrument response			✓	✓	Comments:
C. Preparation/Matrix QC					
10. If samples are lab filtered, QC samples filtered?			✓	✓	
11. Method Blank: one per preparation batch Result < ½ RL (410.4 Result <RL)	✓			✓	*If no, list blank ID & explain:*
12. LCS: one per preparation batch 90-110% recovery Lab limits (3500-x, 4500-x, 7196A); (7196 DOD5: 90-111% recovery)	✓			✓	*If no, list LCS ID & explain:*
13. MS/MSD or MS/Dup frequency (Determine correct frequency by method or reference SOP) A pair per 20 samples or a pair per 10 samples Lab limits (3500-x, 4500-x, 7196A);Others (90-110%)	✓			✓	*If no, list QC ID & explain:*

Review Items	Yes	No	NA	2nd Rev	If No, why is data reportable?
D. Raw Data & TALS Data Entry					
14. Raw Data/Run Log					
a. Unused data is clearly identified and reason not used is stated	✓			✓	
b. All cross outs are initialed and dated	✓			✓	
c. Out of control QC is clearly identified	✓			✓	
d. Any data that has a qualifier is commented on with appropriate action taken	✓			✓	
e. The first page of the run includes the filename, instrument, and analyst initials/signature f. Analyst initials/signature provided	✓			✓	
15. TALS Sample List					
a. LIMS Sample IDs / Containers are correct	✓			✓	
b. Method and matrix are correct	✓			✓	
c. Date and time match raw data	✓			✓	
d. Dilutions are correct	✓			✓	
e. Correct suffix (DU, MS, MSD) designated (where applicable)	✓			✓	
16. TALS Worksheet Tab is complete and correct	✓			✓	
17. Sample pH, presence of chlorine/sulfide recorded?	✓			✓	
18. NCM written for any samples needing preservation at the bench?	✓			✓	
19. TALS Reagent Tab is complete and correct	✓			✓	
20. TALS QC Links Tab is correct	✓			✓	
21. TALS Sample Results Tab					
a. All unused data are marked Rejected or Accepted	✓			✓	
b. All reported analytes are marked Primary or Secondary	✓			✓	
22. TALS Batch Information Screen documentation is complete	✓			✓	
23. Historical Data Checker: Check historical data. Print charts for outliers. Take corrective action as appropriate	✓			✓	
24. TALS Status set to appropriate review level	✓			✓	
E. Final Report and NCMs (2nd level review only)					
25. Were all job/project requirements met?				✓	
26. Results for samples and QC correct on final report?				✓	
27. Are all necessary scanned documents in TALS?				✓	
28. NCMs reviewed for applicability, correct references to batches, grammar/typographical errors?				✓	

Comments: _____

CMD 5/19/16

2nd Reviewer: Caitlyn McLaurie **Review Date:** 5/19/16

	Analysis	Sample Name	Dilution	Result	Comment	Date / Time	Vial
1	NPOC	ICV	1.000	NPOC:19.89ppm		05/18/2016 04:19:44 PM	1
2	NPOC	ICB	1.000	NPOC:0.2439ppm		05/18/2016 04:34:18 PM	2
3	NPOC	LCS	1.000	NPOC:24.51ppm		05/18/2016 04:50:11 PM	3
4	NPOC	MB	1.000	NPOC:0.2523ppm		05/18/2016 05:04:45 PM	4
5	NPOC	TIC	1.000	NPOC:0.2664ppm		05/18/2016 05:19:19 PM	5
6	NPOC	280-82645-b-1	1.000	NPOC:1.405ppm		05/18/2016 05:35:59 PM	6
7	NPOC	MS 280-82645-b-1	1.000	NPOC:25.93ppm		05/18/2016 05:51:12 PM	7
8	NPOC	MSD 280-82645-b-1	1.000	NPOC:25.95ppm		05/18/2016 06:06:31 PM	8
9	NPOC	280-82645-a-2	1.000	NPOC:6.431ppm		05/18/2016 06:21:05 PM	9
10	NPOC	280-82645-a-3	1.000	NPOC:13.53ppm		05/18/2016 06:36:01 PM	10
11	NPOC	280-82645-a-4	1.000	NPOC:137.5ppm		05/18/2016 06:59:59 PM	11
12	NPOC	280-82645-a-5	1.000	NPOC:149.2ppm		05/18/2016 07:17:08 PM	12
13	NPOC	280-82645-a-6	1.000	NPOC:239.9ppm		05/18/2016 07:39:56 PM	13
14	NPOC	280-82645-a-7	1.000	NPOC:195.7ppm		05/18/2016 08:03:05 PM	14
15	NPOC	CCV	1.000	NPOC:25.29ppm		05/18/2016 08:19:19 PM	15
16	NPOC	CCB	1.000	NPOC:0.4131ppm		05/18/2016 08:38:05 PM	16
17	NPOC	280-82645-a-8	1.000	NPOC:97.80ppm		05/18/2016 08:55:19 PM	17
18	NPOC	320-18794-b-3	2.000	NPOC:50.51ppm		05/18/2016 09:12:56 PM	18
19	NPOC	320-18794-a-3	2.000	NPOC:29.38ppm		05/18/2016 09:30:32 PM	19
20	NPOC	280-82709-a-15	1.000	NPOC:5.255ppm		05/18/2016 09:47:14 PM	20
21	NPOC	MS 280-82709-a-15	1.000	NPOC:30.10ppm		05/18/2016 10:02:45 PM	21
22	NPOC	MSD 280-82709-a-1	1.000	NPOC:29.94ppm		05/18/2016 10:18:09 PM	22
23	NPOC	280-82709-a-20	1.000	NPOC:5.115ppm		05/18/2016 10:32:44 PM	23
24	NPOC	280-82709-a-24	1.000	NPOC:15.43ppm		05/18/2016 10:48:03 PM	24
25	NPOC	280-82709-a-25	1.000	NPOC:1.954ppm		05/18/2016 11:02:37 PM	25
26	NPOC	280-82709-a-26	1.000	NPOC:1.792ppm		05/18/2016 11:17:11 PM	26
27	NPOC	CCV	1.000	NPOC:24.98ppm		05/18/2016 11:32:52 PM	27
28	NPOC	CCB	1.000	NPOC:0.3394ppm		05/18/2016 11:49:32 PM	28
29	NPOC	280-82709-a-27	1.000	NPOC:1.772ppm		05/19/2016 12:04:05 AM	29
30	NPOC	280-82709-a-28	1.000	NPOC:1.195ppm		05/19/2016 12:20:45 AM	30
31	NPOC	280-82783-b-1	1.000	NPOC:4.085ppm		05/19/2016 12:35:18 AM	31
32	NPOC	280-82783-b-2	1.000	NPOC:4.327ppm		05/19/2016 12:49:53 AM	32
33	NPOC	280-82783-b-3	1.000	NPOC:0.9950ppm		05/19/2016 01:04:28 AM	33
34	NPOC	LCS	1.000	NPOC:24.80ppm		05/19/2016 01:20:17 AM	34
35	NPOC	MB	1.000	NPOC:0.3247ppm		05/19/2016 01:34:52 AM	35
36	NPOC	TIC	1.000	NPOC:0.3352ppm		05/19/2016 01:49:27 AM	36
37	NPOC	280-82783-b-4	1.000	NPOC:1.801ppm		05/19/2016 02:04:02 AM	37
38	NPOC	280-82783-b-5	1.000	NPOC:2.382ppm		05/19/2016 02:18:38 AM	38
39	NPOC	CCV	1.000	NPOC:24.80ppm		05/19/2016 02:34:29 AM	39
40	NPOC	CCB	1.000	NPOC:0.3173ppm		05/19/2016 02:49:04 AM	40
41	NPOC	280-82783-b-6	1.000	NPOC:1.925ppm		05/19/2016 03:03:39 AM	41
42	NPOC	MS 280-82783-b-6	1.000	NPOC:26.50ppm		05/19/2016 03:19:00 AM	42
43	NPOC	MSD 280-82783-b-6	1.000	NPOC:26.60ppm		05/19/2016 03:34:41 AM	43
44	NPOC	280-82783-b-7	1.000	NPOC:1.319ppm		05/19/2016 03:49:16 AM	44
45	NPOC	280-82783-b-8	1.000	NPOC:2.766ppm		05/19/2016 04:03:51 AM	45
46	NPOC	280-82783-b-9	1.000	NPOC:1.396ppm		05/19/2016 04:18:26 AM	46
47	NPOC	280-82783-b-10	1.000	NPOC:3.144ppm		05/19/2016 04:33:02 AM	47
48	NPOC	280-82783-b-11	1.000	NPOC:2.730ppm		05/19/2016 04:47:37 AM	48
49	NPOC	280-82783-b-12	1.000	NPOC:2.374ppm		05/19/2016 05:02:12 AM	49
50	NPOC	280-82783-b-13	1.000	NPOC:1.400ppm		05/19/2016 05:16:47 AM	50
51	NPOC	CCV	1.000	NPOC:24.69ppm		05/19/2016 05:32:28 AM	51
52	NPOC	CCB	1.000	NPOC:0.3343ppm		05/19/2016 05:47:04 AM	52
53	NPOC	280-82783-b-14	1.000	NPOC:0.3522ppm		05/19/2016 06:03:44 AM	53
54	NPOC	680-125220-g-1	1.000	NPOC:2.836ppm		05/19/2016 06:18:19 AM	54
55	NPOC	680-125221-g-1	1.000	NPOC:1.067ppm		05/19/2016 06:34:59 AM	55
56	NPOC	680-125221-g-2	1.000	NPOC:0.6440ppm		05/19/2016 06:49:33 AM	56
57	NPOC	680-125221-g-3	1.000	NPOC:0.9855ppm		05/19/2016 07:04:09 AM	57
58	NPOC	680-125221-g-4	1.000	NPOC:1.057ppm		05/19/2016 07:20:51 AM	58
59	NPOC	280-82645-a-12	1.000	NPOC:4.330ppm		05/19/2016 07:35:31 AM	59
60	NPOC	MS 280-82645-a-12	1.000	NPOC:28.90ppm		05/19/2016 07:51:00 AM	60
61	NPOC	MSD 280-82645-a-1	1.000	NPOC:29.01ppm		05/19/2016 08:06:32 AM	61
62	NPOC	280-82921-b-4	1.000	NPOC:0.9940ppm		05/19/2016 08:21:09 AM	62
63	NPOC	CCV	1.000	NPOC:24.82ppm		05/19/2016 08:36:58 AM	63
64	NPOC	CCB	1.000	NPOC:0.3301ppm		05/19/2016 08:51:35 AM	64
65	NPOC	280-82921-b-5	1.000	NPOC:2.468ppm		05/19/2016 09:06:10 AM	65
66	NPOC	280-82946-c-1	1.000	NPOC:1.050ppm		05/19/2016 09:23:03 AM	66
67	NPOC	CCV	1.000	NPOC:24.77ppm		05/19/2016 09:38:41 AM	67
68	NPOC	CCB	1.000	NPOC:0.3731ppm		05/19/2016 09:53:18 AM	68

Instr.Information

System	TOC-VCSH(2)
Detector	Combustion
Catalyst	Regular Sensitivity
Cell Length	long

Sample

Sample Name:	ICV
Sample ID:	
Origin:	TOC .met
Status	Completed
Chk. Result	

Type	Anal.	Dil.	Result
Unknown	NPOC	1.000	NPOC:19.89ppm

1. Det

Anal.: NPOC

No.	Area	Conc.	Inj. Vol.	Aut. Dil.	Ex.	Cal. Curve	Date / Time
1	80.10	19.98ppm	50uL	1		1-50 PPM TOC.2016_04_21_14_54_51.cal	05/18/2016 04:12:21 PM
2	79.76	19.89ppm	50uL	1		1-50 PPM TOC.2016_04_21_14_54_51.cal	05/18/2016 04:14:47 PM
3	79.30	19.78ppm	50uL	1		1-50 PPM TOC.2016_04_21_14_54_51.cal	05/18/2016 04:17:14 PM
4	79.75	19.89ppm	50uL	1		1-50 PPM TOC.2016_04_21_14_54_51.cal	05/18/2016 04:19:44 PM

Mean Area 79.73
Mean Conc. 19.89ppm

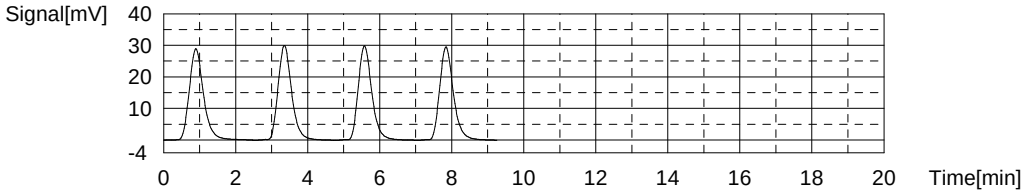

Sample

Sample Name:	ICB
Sample ID:	
Origin:	TOC .met
Status	Completed
Chk. Result	

Type	Anal.	Dil.	Result
Unknown	NPOC	1.000	NPOC:0.2439ppm

1. Det

Anal.: NPOC

No.	Area	Conc.	Inj. Vol.	Aut. Dil.	Ex.	Cal. Curve	Date / Time
1	0.5238	0.2381ppm	50uL	1		1-50 PPM TOC.2016_04_21_14_54_51.cal	05/18/2016 04:28:00 PM
2	0.5792	0.2518ppm	50uL	1		1-50 PPM TOC.2016_04_21_14_54_51.cal	05/18/2016 04:30:06 PM
3	0.5783	0.2516ppm	50uL	1		1-50 PPM TOC.2016_04_21_14_54_51.cal	05/18/2016 04:32:12 PM
4	0.5075	0.2340ppm	50uL	1		1-50 PPM TOC.2016_04_21_14_54_51.cal	05/18/2016 04:34:18 PM

Mean Area 0.5472
Mean Conc. 0.2439ppm

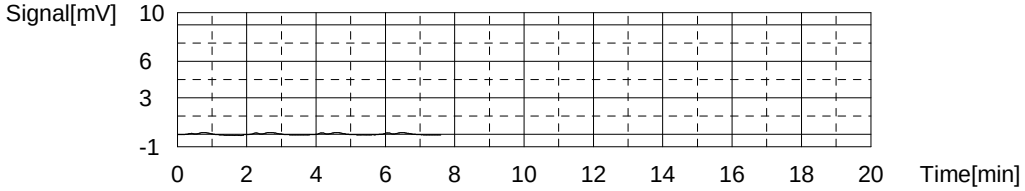

Sample

Sample Name: LCS
Sample ID:
Origin: TOC .met
Status Completed
Chk. Result

Type	Anal.	Dil.	Result
Unknown	NPOC	1.000	NPOC:24.51ppm

1. Det

Anal.: NPOC

No.	Area	Conc.	Inj. Vol.	Aut. Dil.	Ex.	Cal. Curve	Date / Time
1	98.66	24.58ppm	50uL	1		1-50 PPM TOC.2016_04_21_14_54_51.cal	05/18/2016 04:42:52 PM
2	97.95	24.41ppm	50uL	1		1-50 PPM TOC.2016_04_21_14_54_51.cal	05/18/2016 04:45:18 PM
3	97.99	24.42ppm	50uL	1		1-50 PPM TOC.2016_04_21_14_54_51.cal	05/18/2016 04:47:43 PM
4	98.93	24.65ppm	50uL	1		1-50 PPM TOC.2016_04_21_14_54_51.cal	05/18/2016 04:50:11 PM

Mean Area 98.38
Mean Conc. 24.51ppm

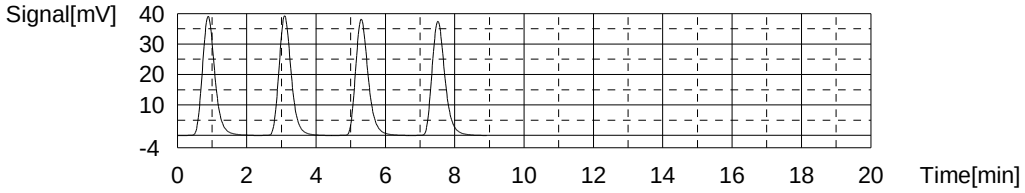

Sample

Sample Name: MB
Sample ID:
Origin: TOC .met
Status Completed
Chk. Result

Type	Anal.	Dil.	Result
Unknown	NPOC	1.000	NPOC:0.2523ppm

1. Det

Anal.: NPOC

No.	Area	Conc.	Inj. Vol.	Aut. Dil.	Ex.	Cal. Curve	Date / Time
1	0.5754	0.2509ppm	50uL	1		1-50 PPM TOC.2016_04_21_14_54_51.cal	05/18/2016 04:58:27 PM
2	0.5815	0.2524ppm	50uL	1		1-50 PPM TOC.2016_04_21_14_54_51.cal	05/18/2016 05:00:33 PM
3	0.5747	0.2507ppm	50uL	1		1-50 PPM TOC.2016_04_21_14_54_51.cal	05/18/2016 05:02:39 PM
4	0.5934	0.2553ppm	50uL	1		1-50 PPM TOC.2016_04_21_14_54_51.cal	05/18/2016 05:04:45 PM

Mean Area 0.5813
Mean Conc. 0.2523ppm

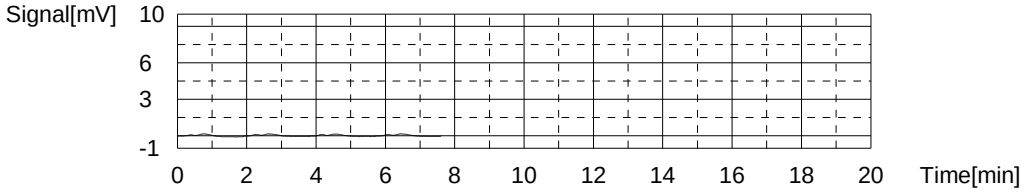

Sample

Sample Name: TIC
Sample ID:
Origin: TOC .met
Status Completed
Chk. Result

Type	Anal.	Dil.	Result
Unknown	NPOC	1.000	NPOC:0.2664ppm

1. Det

Anal.: NPOC

No.	Area	Conc.	Inj. Vol.	Aut. Dil.	Ex.	Cal. Curve	Date / Time
1	0.5269	0.2388ppm	50uL	1		1-50 PPM TOC.2016_04_21_14_54_51.cal	05/18/2016 05:13:01 PM
2	0.6605	0.2720ppm	50uL	1		1-50 PPM TOC.2016_04_21_14_54_51.cal	05/18/2016 05:15:07 PM
3	0.7013	0.2821ppm	50uL	1		1-50 PPM TOC.2016_04_21_14_54_51.cal	05/18/2016 05:17:13 PM
4	0.6631	0.2726ppm	50uL	1		1-50 PPM TOC.2016_04_21_14_54_51.cal	05/18/2016 05:19:19 PM

Mean Area 0.6380
Mean Conc. 0.2664ppm

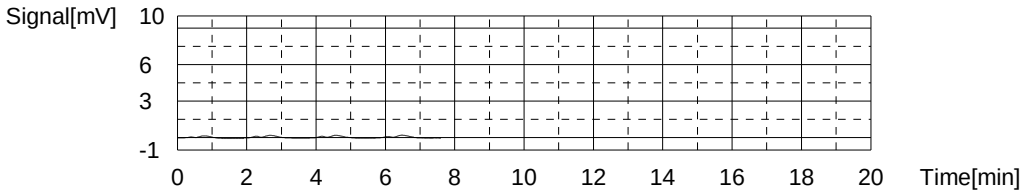

Sample

Sample Name: 280-82645-b-1
Sample ID:
Origin: TOC .met
Status Completed
Chk. Result

Type	Anal.	Dil.	Result
Unknown	NPOC	1.000	NPOC:1.405ppm

1. Det

Anal.: NPOC

No.	Area	Conc.	Inj. Vol.	Aut. Dil.	Ex.	Cal. Curve	Date / Time
1	4.835	1.308ppm	50uL	1	E	1-50 PPM TOC.2016_04_21_14_54_51.cal	05/18/2016 05:27:35 PM
2	5.200	1.398ppm	50uL	1		1-50 PPM TOC.2016_04_21_14_54_51.cal	05/18/2016 05:29:41 PM
3	5.216	1.402ppm	50uL	1		1-50 PPM TOC.2016_04_21_14_54_51.cal	05/18/2016 05:31:47 PM
4	5.186	1.395ppm	50uL	1		1-50 PPM TOC.2016_04_21_14_54_51.cal	05/18/2016 05:33:53 PM
5	5.309	1.425ppm	50uL	1		1-50 PPM TOC.2016_04_21_14_54_51.cal	05/18/2016 05:35:59 PM

Mean Area 5.228
Mean Conc. 1.405ppm

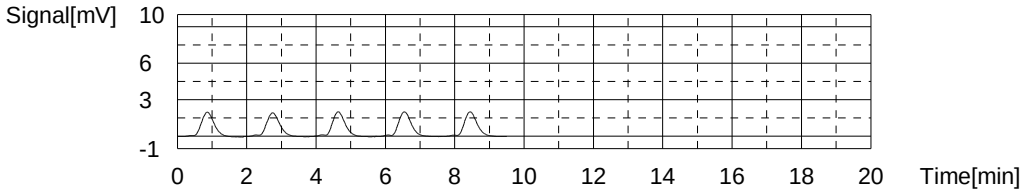

Sample

Sample Name: MS 280-82645-b-1
Sample ID:
Origin: TOC .met
Status Completed
Chk. Result

Type	Anal.	Dil.	Result
Unknown	NPOC	1.000	NPOC:25.93ppm

1. Det

Anal.: NPOC

No.	Area	Conc.	Inj. Vol.	Aut. Dil.	Ex.	Cal. Curve	Date / Time
1	104.4	26.01ppm	50uL	1		1-50 PPM TOC.2016_04_21_14_54_51.cal	05/18/2016 05:44:22 PM
2	103.7	25.83ppm	50uL	1		1-50 PPM TOC.2016_04_21_14_54_51.cal	05/18/2016 05:46:41 PM
3	103.8	25.86ppm	50uL	1		1-50 PPM TOC.2016_04_21_14_54_51.cal	05/18/2016 05:48:56 PM
4	104.4	26.01ppm	50uL	1		1-50 PPM TOC.2016_04_21_14_54_51.cal	05/18/2016 05:51:12 PM

Mean Area 104.1
Mean Conc. 25.93ppm

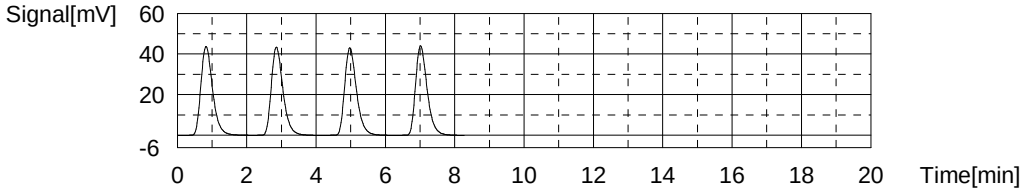

Sample

Sample Name: MSD 280-82645-b-1
Sample ID:
Origin: TOC .met
Status Completed
Chk. Result

Type	Anal.	Dil.	Result
Unknown	NPOC	1.000	NPOC:25.95ppm

1. Det

Anal.: NPOC

No.	Area	Conc.	Inj. Vol.	Aut. Dil.	Ex.	Cal. Curve	Date / Time
1	103.3	25.73ppm	50uL	1		1-50 PPM TOC.2016_04_21_14_54_51.cal	05/18/2016 05:59:36 PM
2	104.5	26.03ppm	50uL	1		1-50 PPM TOC.2016_04_21_14_54_51.cal	05/18/2016 06:01:53 PM
3	104.1	25.93ppm	50uL	1		1-50 PPM TOC.2016_04_21_14_54_51.cal	05/18/2016 06:04:13 PM
4	104.8	26.11ppm	50uL	1		1-50 PPM TOC.2016_04_21_14_54_51.cal	05/18/2016 06:06:31 PM

Mean Area 104.2
Mean Conc. 25.95ppm

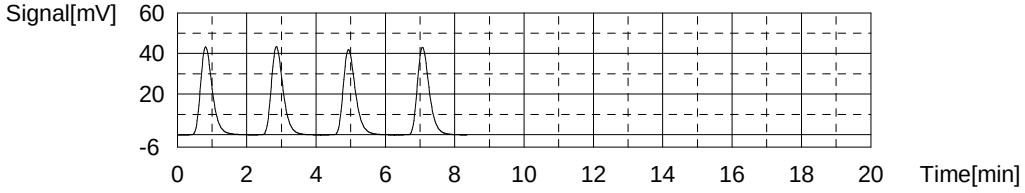

Sample

Sample Name: 280-82645-a-2
Sample ID:
Origin: TOC .met
Status Completed
Chk. Result

Type	Anal.	Dil.	Result
Unknown	NPOC	1.000	NPOC:6.431ppm

1. Det

Anal.: NPOC

No.	Area	Conc.	Inj. Vol.	Aut. Dil.	Ex.	Cal. Curve	Date / Time
1	25.48	6.429ppm	50uL	1		1-50 PPM TOC.2016_04_21_14_54_51.cal	05/18/2016 06:14:47 PM
2	25.59	6.456ppm	50uL	1		1-50 PPM TOC.2016_04_21_14_54_51.cal	05/18/2016 06:16:53 PM
3	25.36	6.399ppm	50uL	1		1-50 PPM TOC.2016_04_21_14_54_51.cal	05/18/2016 06:18:59 PM
4	25.53	6.441ppm	50uL	1		1-50 PPM TOC.2016_04_21_14_54_51.cal	05/18/2016 06:21:05 PM

Mean Area 25.49
Mean Conc. 6.431ppm

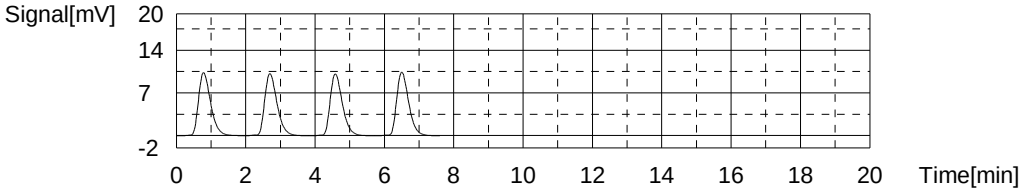

Sample

Sample Name: 280-82645-a-3
Sample ID:
Origin: TOC .met
Status Completed
Chk. Result

Type	Anal.	Dil.	Result
Unknown	NPOC	1.000	NPOC:13.53ppm

1. Det

Anal.: NPOC

No.	Area	Conc.	Inj. Vol.	Aut. Dil.	Ex.	Cal. Curve	Date / Time
1	54.45	13.62ppm	50uL	1		1-50 PPM TOC.2016_04_21_14_54_51.cal	05/18/2016 06:29:28 PM
2	53.75	13.44ppm	50uL	1		1-50 PPM TOC.2016_04_21_14_54_51.cal	05/18/2016 06:31:36 PM
3	54.00	13.50ppm	50uL	1		1-50 PPM TOC.2016_04_21_14_54_51.cal	05/18/2016 06:33:47 PM
4	54.29	13.58ppm	50uL	1		1-50 PPM TOC.2016_04_21_14_54_51.cal	05/18/2016 06:36:01 PM

Mean Area 54.12
Mean Conc. 13.53ppm

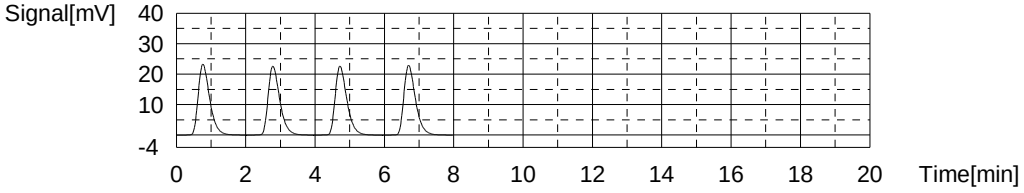

Sample

Sample Name: 280-82645-a-4
Sample ID:
Origin: TOC .met
Status Completed
Chk. Result

Type	Anal.	Dil.	Result
Unknown	NPOC	1.000	NPOC:137.5ppm

1. Det

Anal.: NPOC

No.	Area	Conc.	Inj. Vol.	Aut. Dil.	Ex.	Cal. Curve	Date / Time
1	609.8	151.4ppm	50uL	1	R	1-50 PPM TOC.2016_04_21_14_54_51.cal	05/18/2016 06:44:42 PM
2	145.0	138.5ppm	13uL	1		1-50 PPM TOC.2016_04_21_14_54_51.cal	05/18/2016 06:46:52 PM
3	141.5	135.1ppm	13uL	1		1-50 PPM TOC.2016_04_21_14_54_51.cal	05/18/2016 06:49:00 PM
4	149.3	142.6ppm	13uL	1	E	1-50 PPM TOC.2016_04_21_14_54_51.cal	05/18/2016 06:51:10 PM
5	143.7	137.2ppm	13uL	1		1-50 PPM TOC.2016_04_21_14_54_51.cal	05/18/2016 06:53:18 PM
6	150.9	144.1ppm	13uL	1	E	1-50 PPM TOC.2016_04_21_14_54_51.cal	05/18/2016 06:55:29 PM
7	145.9	139.3ppm	13uL	1		1-50 PPM TOC.2016_04_21_14_54_51.cal	05/18/2016 06:59:59 PM

Mean Area 144.0
Mean Conc. 137.5ppm

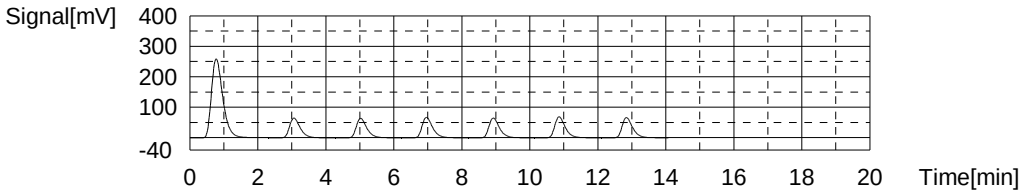

Sample

Sample Name: 280-82645-a-5
Sample ID:
Origin: TOC .met
Status Completed
Chk. Result

Type	Anal.	Dil.	Result
Unknown	NPOC	1.000	NPOC:149.2ppm

1. Det

Anal.: NPOC

No.	Area	Conc.	Inj. Vol.	Aut. Dil.	Ex.	Cal. Curve	Date / Time
1	691.2	171.6ppm	50uL	1	R	1-50 PPM TOC.2016_04_21_14_54_51.cal	05/18/2016 07:08:36 PM
2	134.0	151.2ppm	11uL	1		1-50 PPM TOC.2016_04_21_14_54_51.cal	05/18/2016 07:10:45 PM
3	131.6	148.5ppm	11uL	1		1-50 PPM TOC.2016_04_21_14_54_51.cal	05/18/2016 07:12:52 PM
4	131.2	148.0ppm	11uL	1		1-50 PPM TOC.2016_04_21_14_54_51.cal	05/18/2016 07:14:59 PM
5	132.1	149.1ppm	11uL	1		1-50 PPM TOC.2016_04_21_14_54_51.cal	05/18/2016 07:17:08 PM

Mean Area 132.2
Mean Conc. 149.2ppm

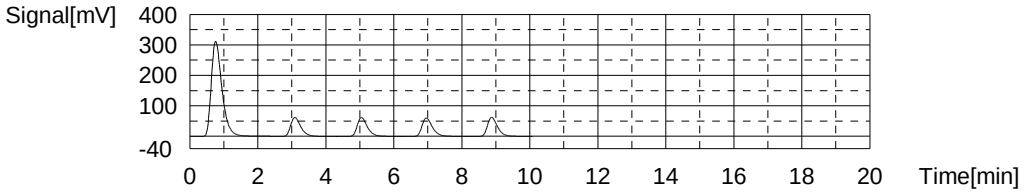

Sample

Sample Name: 280-82645-a-6
Sample ID:
Origin: TOC .met
Status Completed
Chk. Result

Type	Anal.	Dil.	Result
Unknown	NPOC	1.000	NPOC:239.9ppm

1. Det

Anal.: NPOC

No.	Area	Conc.	Inj. Vol.	Aut. Dil.	Ex.	Cal. Curve	Date / Time
1	996.2	247.2ppm	50uL	1	R	1-50 PPM TOC.2016_04_21_14_54_51.cal	05/18/2016 07:25:55 PM
2	192.8	239.7ppm	50uL	5		1-50 PPM TOC.2016_04_21_14_54_51.cal	05/18/2016 07:33:12 PM
3	194.9	242.3ppm	50uL	5		1-50 PPM TOC.2016_04_21_14_54_51.cal	05/18/2016 07:35:28 PM
4	191.1	237.6ppm	50uL	5		1-50 PPM TOC.2016_04_21_14_54_51.cal	05/18/2016 07:37:43 PM
5	193.1	240.0ppm	50uL	5		1-50 PPM TOC.2016_04_21_14_54_51.cal	05/18/2016 07:39:56 PM

Mean Area 193.0
Mean Conc. 239.9ppm

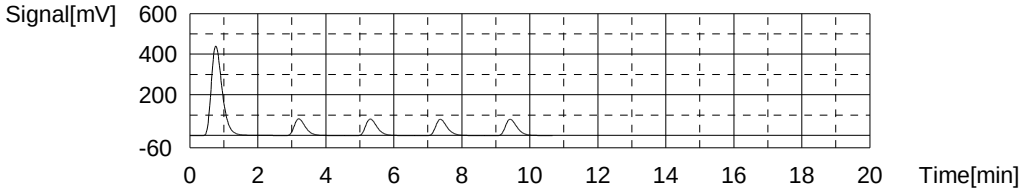

Sample

Sample Name: 280-82645-a-7
Sample ID:
Origin: TOC .met
Status Completed
Chk. Result

Type	Anal.	Dil.	Result
Unknown	NPOC	1.000	NPOC:195.7ppm

1. Det

Anal.: NPOC

No.	Area	Conc.	Inj. Vol.	Aut. Dil.	Ex.	Cal. Curve	Date / Time
1	829.1	205.8ppm	50uL	1	R	1-50 PPM TOC.2016_04_21_14_54_51.cal	05/18/2016 07:48:43 PM
2	158.1	196.6ppm	50uL	5		1-50 PPM TOC.2016_04_21_14_54_51.cal	05/18/2016 07:56:04 PM
3	157.8	196.3ppm	50uL	5		1-50 PPM TOC.2016_04_21_14_54_51.cal	05/18/2016 07:58:26 PM
4	157.2	195.5ppm	50uL	5		1-50 PPM TOC.2016_04_21_14_54_51.cal	05/18/2016 08:00:45 PM
5	156.2	194.3ppm	50uL	5		1-50 PPM TOC.2016_04_21_14_54_51.cal	05/18/2016 08:03:05 PM

Mean Area 157.3
Mean Conc. 195.7ppm

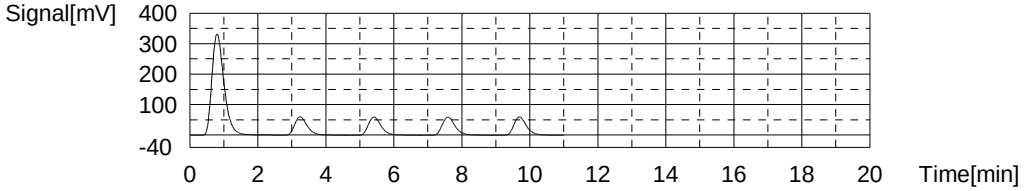

Sample

Sample Name: CCV
Sample ID:
Origin: TOC .met
Status Completed
Chk. Result

Type	Anal.	Dil.	Result
Unknown	NPOC	1.000	NPOC:25.29ppm

1. Det

Anal.: NPOC

No.	Area	Conc.	Inj. Vol.	Aut. Dil.	Ex.	Cal. Curve	Date / Time
1	102.6	25.56ppm	50uL	1		1-50 PPM TOC.2016_04_21_14_54_51.cal	05/18/2016 08:11:45 PM
2	101.6	25.31ppm	50uL	1		1-50 PPM TOC.2016_04_21_14_54_51.cal	05/18/2016 08:14:26 PM
3	101.0	25.16ppm	50uL	1		1-50 PPM TOC.2016_04_21_14_54_51.cal	05/18/2016 08:16:54 PM
4	100.8	25.11ppm	50uL	1		1-50 PPM TOC.2016_04_21_14_54_51.cal	05/18/2016 08:19:19 PM

Mean Area 101.5
Mean Conc. 25.29ppm

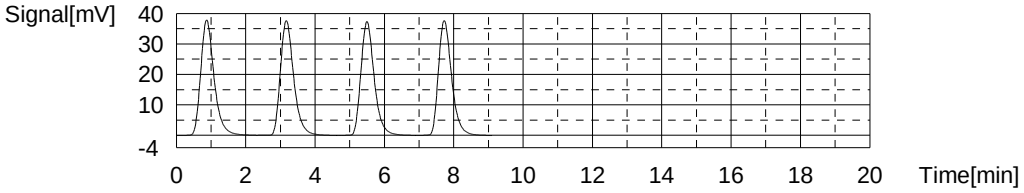

Sample

Sample Name: CCB
Sample ID:
Origin: TOC .met
Status Completed
Chk. Result

Type	Anal.	Dil.	Result
Unknown	NPOC	1.000	NPOC:0.4131ppm

1. Det

Anal.: NPOC

No.	Area	Conc.	Inj. Vol.	Aut. Dil.	Ex.	Cal. Curve	Date / Time
1	1.662	0.5204ppm	50uL	1	E	1-50 PPM TOC.2016_04_21_14_54_51.cal	05/18/2016 08:27:35 PM
2	1.414	0.4589ppm	50uL	1	E	1-50 PPM TOC.2016_04_21_14_54_51.cal	05/18/2016 08:29:41 PM
3	1.246	0.4172ppm	50uL	1		1-50 PPM TOC.2016_04_21_14_54_51.cal	05/18/2016 08:31:47 PM
4	1.132	0.3890ppm	50uL	1		1-50 PPM TOC.2016_04_21_14_54_51.cal	05/18/2016 08:33:53 PM
5	1.229	0.4130ppm	50uL	1		1-50 PPM TOC.2016_04_21_14_54_51.cal	05/18/2016 08:35:59 PM
6	1.310	0.4331ppm	50uL	1		1-50 PPM TOC.2016_04_21_14_54_51.cal	05/18/2016 08:38:05 PM

Mean Area 1.229
Mean Conc. 0.4131ppm

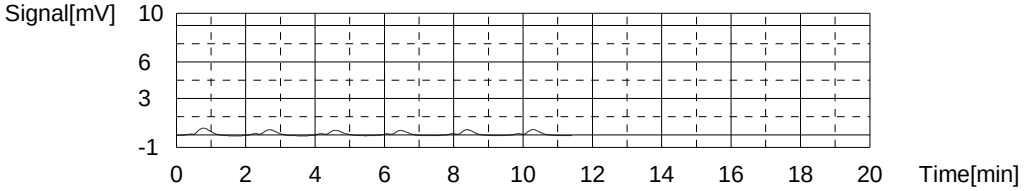

Sample

Sample Name: 280-82645-a-8
Sample ID:
Origin: TOC .met
Status Completed
Chk. Result

Type	Anal.	Dil.	Result
Unknown	NPOC	1.000	NPOC:97.80ppm

1. Det

Anal.: NPOC

No.	Area	Conc.	Inj. Vol.	Aut. Dil.	Ex.	Cal. Curve	Date / Time
1	409.5	101.7ppm	50uL	1	R	1-50 PPM TOC.2016_04_21_14_54_51.cal	05/18/2016 08:46:40 PM
2	149.7	97.83ppm	19uL	1		1-50 PPM TOC.2016_04_21_14_54_51.cal	05/18/2016 08:48:48 PM
3	150.8	98.55ppm	19uL	1		1-50 PPM TOC.2016_04_21_14_54_51.cal	05/18/2016 08:50:56 PM
4	148.0	96.72ppm	19uL	1		1-50 PPM TOC.2016_04_21_14_54_51.cal	05/18/2016 08:53:08 PM
5	150.1	98.09ppm	19uL	1		1-50 PPM TOC.2016_04_21_14_54_51.cal	05/18/2016 08:55:19 PM

Mean Area 149.7
Mean Conc. 97.80ppm

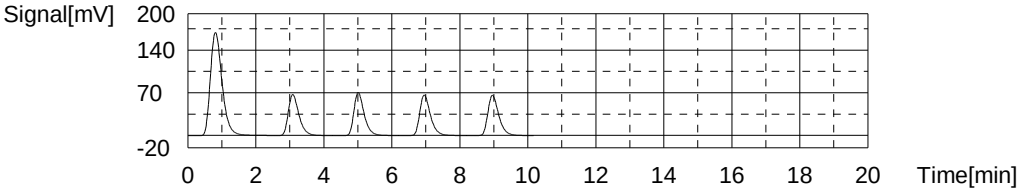

Sample

Sample Name: 320-18794-b-3
Sample ID:
Origin: TOC .met
Status Completed
Chk. Result

Type	Anal.	Dil.	Result
Unknown	NPOC	2.000	NPOC:50.51ppm

1. Det

Anal.: NPOC

No.	Area	Conc.	Inj. Vol.	Aut. Dil.	Ex.	Cal. Curve	Date / Time
1	111.2	55.39ppm	50uL	1	E	1-50 PPM TOC.2016_04_21_14_54_51.cal	05/18/2016 09:03:43 PM
2	103.3	51.47ppm	50uL	1		1-50 PPM TOC.2016_04_21_14_54_51.cal	05/18/2016 09:05:59 PM
3	101.7	50.67ppm	50uL	1		1-50 PPM TOC.2016_04_21_14_54_51.cal	05/18/2016 09:08:21 PM
4	100.3	49.98ppm	50uL	1		1-50 PPM TOC.2016_04_21_14_54_51.cal	05/18/2016 09:10:41 PM
5	100.2	49.93ppm	50uL	1		1-50 PPM TOC.2016_04_21_14_54_51.cal	05/18/2016 09:12:56 PM

Mean Area 101.4
Mean Conc. 50.51ppm

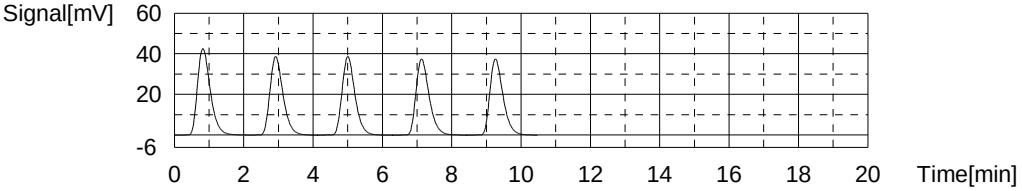

Sample

Sample Name: 320-18794-a-3
Sample ID:
Origin: TOC .met
Status Completed
Chk. Result

Type	Anal.	Dil.	Result
Unknown	NPOC	2.000	NPOC:29.38ppm

1. Det

Anal.: NPOC

No.	Area	Conc.	Inj. Vol.	Aut. Dil.	Ex.	Cal. Curve	Date / Time
1	63.68	31.81ppm	50uL	1	E	1-50 PPM TOC.2016_04_21_14_54_51.cal	05/18/2016 09:21:23 PM
2	58.85	29.41ppm	50uL	1		1-50 PPM TOC.2016_04_21_14_54_51.cal	05/18/2016 09:23:41 PM
3	59.02	29.50ppm	50uL	1		1-50 PPM TOC.2016_04_21_14_54_51.cal	05/18/2016 09:26:02 PM
4	58.49	29.23ppm	50uL	1		1-50 PPM TOC.2016_04_21_14_54_51.cal	05/18/2016 09:28:17 PM
5	58.79	29.38ppm	50uL	1		1-50 PPM TOC.2016_04_21_14_54_51.cal	05/18/2016 09:30:32 PM

Mean Area 58.79
Mean Conc. 29.38ppm

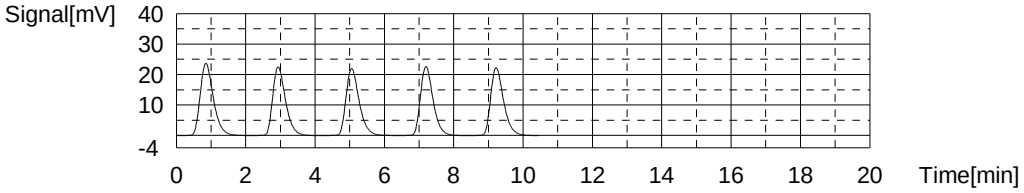

Sample

Sample Name: 280-82709-a-15
Sample ID:
Origin: TOC .met
Status Completed
Chk. Result

Type	Anal.	Dil.	Result
Unknown	NPOC	1.000	NPOC:5.255ppm

1. Det

Anal.: NPOC

No.	Area	Conc.	Inj. Vol.	Aut. Dil.	Ex.	Cal. Curve	Date / Time
1	22.10	5.590ppm	50uL	1	E	1-50 PPM TOC.2016_04_21_14_54_51.cal	05/18/2016 09:38:48 PM
2	21.03	5.325ppm	50uL	1		1-50 PPM TOC.2016_04_21_14_54_51.cal	05/18/2016 09:40:54 PM
3	20.56	5.208ppm	50uL	1		1-50 PPM TOC.2016_04_21_14_54_51.cal	05/18/2016 09:43:00 PM
4	20.69	5.241ppm	50uL	1		1-50 PPM TOC.2016_04_21_14_54_51.cal	05/18/2016 09:45:06 PM
5	20.71	5.246ppm	50uL	1		1-50 PPM TOC.2016_04_21_14_54_51.cal	05/18/2016 09:47:14 PM

Mean Area 20.75
Mean Conc. 5.255ppm

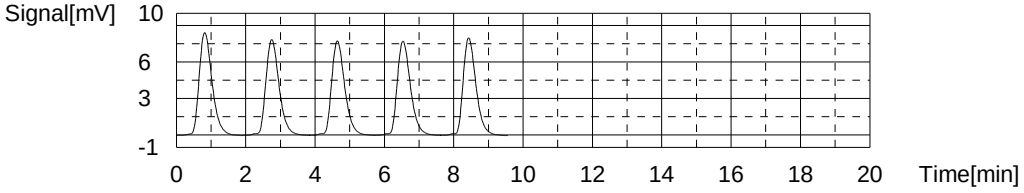

Sample

Sample Name: MS 280-82709-a-15
Sample ID:
Origin: TOC .met
Status Completed
Chk. Result

Type	Anal.	Dil.	Result
Unknown	NPOC	1.000	NPOC:30.10ppm

1. Det

Anal.: NPOC

No.	Area	Conc.	Inj. Vol.	Aut. Dil.	Ex.	Cal. Curve	Date / Time
1	121.2	30.17ppm	50uL	1		1-50 PPM TOC.2016_04_21_14_54_51.cal	05/18/2016 09:55:42 PM
2	121.3	30.20ppm	50uL	1		1-50 PPM TOC.2016_04_21_14_54_51.cal	05/18/2016 09:58:07 PM
3	121.2	30.17ppm	50uL	1		1-50 PPM TOC.2016_04_21_14_54_51.cal	05/18/2016 10:00:29 PM
4	119.9	29.85ppm	50uL	1		1-50 PPM TOC.2016_04_21_14_54_51.cal	05/18/2016 10:02:45 PM

Mean Area 120.9
Mean Conc. 30.10ppm

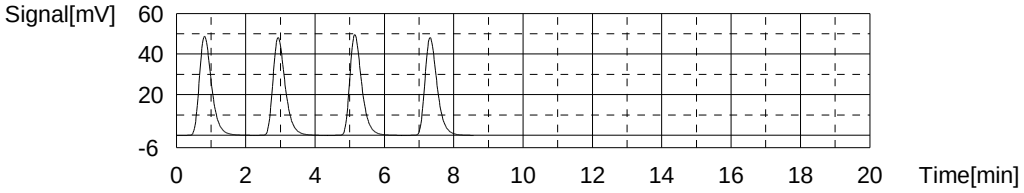

Sample

Sample Name: MSD 280-82709-a-15
Sample ID:
Origin: TOC .met
Status Completed
Chk. Result

Type	Anal.	Dil.	Result
Unknown	NPOC	1.000	NPOC:29.94ppm

1. Det

Anal.: NPOC

No.	Area	Conc.	Inj. Vol.	Aut. Dil.	Ex.	Cal. Curve	Date / Time
1	120.4	29.98ppm	50uL	1		1-50 PPM TOC.2016_04_21_14_54_51.cal	05/18/2016 10:11:13 PM
2	120.5	30.00ppm	50uL	1		1-50 PPM TOC.2016_04_21_14_54_51.cal	05/18/2016 10:13:35 PM
3	119.6	29.78ppm	50uL	1		1-50 PPM TOC.2016_04_21_14_54_51.cal	05/18/2016 10:15:51 PM
4	120.6	30.02ppm	50uL	1		1-50 PPM TOC.2016_04_21_14_54_51.cal	05/18/2016 10:18:09 PM

Mean Area 120.3
Mean Conc. 29.94ppm

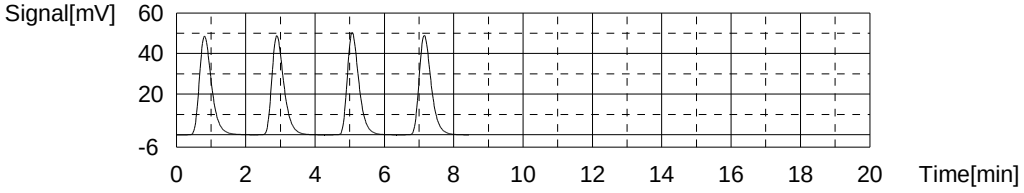

Sample

Sample Name: 280-82709-a-20
Sample ID:
Origin: TOC .met
Status Completed
Chk. Result

Type	Anal.	Dil.	Result
Unknown	NPOC	1.000	NPOC:5.115ppm

1. Det

Anal.: NPOC

No.	Area	Conc.	Inj. Vol.	Aut. Dil.	Ex.	Cal. Curve	Date / Time
1	20.70	5.243ppm	50uL	1		1-50 PPM TOC.2016_04_21_14_54_51.cal	05/18/2016 10:26:25 PM
2	20.27	5.136ppm	50uL	1		1-50 PPM TOC.2016_04_21_14_54_51.cal	05/18/2016 10:28:31 PM
3	19.86	5.035ppm	50uL	1		1-50 PPM TOC.2016_04_21_14_54_51.cal	05/18/2016 10:30:37 PM
4	19.91	5.047ppm	50uL	1		1-50 PPM TOC.2016_04_21_14_54_51.cal	05/18/2016 10:32:44 PM

Mean Area 20.18
Mean Conc. 5.115ppm

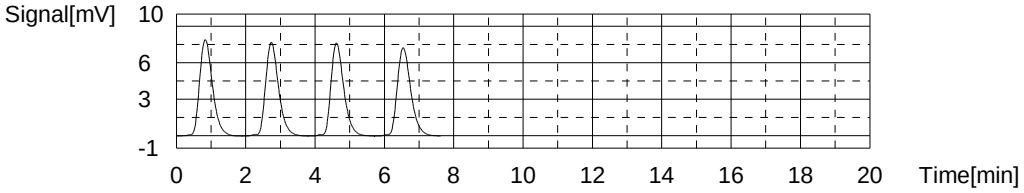

Sample

Sample Name: 280-82709-a-24
Sample ID:
Origin: TOC .met
Status Completed
Chk. Result

Type	Anal.	Dil.	Result
Unknown	NPOC	1.000	NPOC:15.43ppm

1. Det

Anal.: NPOC

No.	Area	Conc.	Inj. Vol.	Aut. Dil.	Ex.	Cal. Curve	Date / Time
1	61.80	15.44ppm	50uL	1		1-50 PPM TOC.2016_04_21_14_54_51.cal	05/18/2016 10:41:09 PM
2	61.65	15.40ppm	50uL	1		1-50 PPM TOC.2016_04_21_14_54_51.cal	05/18/2016 10:43:33 PM
3	62.02	15.49ppm	50uL	1		1-50 PPM TOC.2016_04_21_14_54_51.cal	05/18/2016 10:45:47 PM
4	61.52	15.37ppm	50uL	1		1-50 PPM TOC.2016_04_21_14_54_51.cal	05/18/2016 10:48:03 PM

Mean Area 61.75
Mean Conc. 15.43ppm

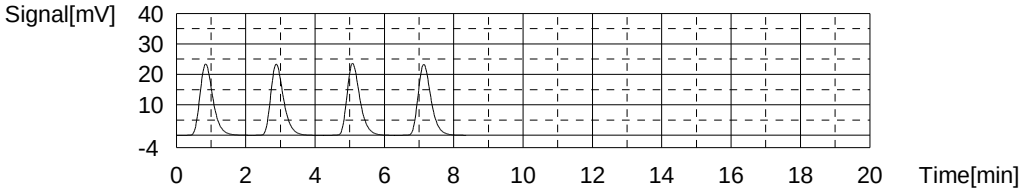

Sample

Sample Name: 280-82709-a-25
Sample ID:
Origin: TOC .met
Status Completed
Chk. Result

Type	Anal.	Dil.	Result
Unknown	NPOC	1.000	NPOC:1.954ppm

1. Det

Anal.: NPOC

No.	Area	Conc.	Inj. Vol.	Aut. Dil.	Ex.	Cal. Curve	Date / Time
1	7.529	1.976ppm	50uL	1		1-50 PPM TOC.2016_04_21_14_54_51.cal	05/18/2016 10:56:19 PM
2	7.499	1.968ppm	50uL	1		1-50 PPM TOC.2016_04_21_14_54_51.cal	05/18/2016 10:58:25 PM
3	7.338	1.928ppm	50uL	1		1-50 PPM TOC.2016_04_21_14_54_51.cal	05/18/2016 11:00:31 PM
4	7.400	1.944ppm	50uL	1		1-50 PPM TOC.2016_04_21_14_54_51.cal	05/18/2016 11:02:37 PM

Mean Area 7.442
Mean Conc. 1.954ppm

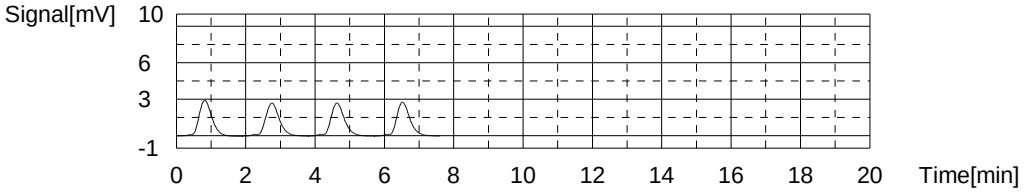

Sample

Sample Name: 280-82709-a-26
Sample ID:
Origin: TOC .met
Status Completed
Chk. Result

Type	Anal.	Dil.	Result
Unknown	NPOC	1.000	NPOC:1.792ppm

1. Det

Anal.: NPOC

No.	Area	Conc.	Inj. Vol.	Aut. Dil.	Ex.	Cal. Curve	Date / Time
1	6.758	1.785ppm	50uL	1		1-50 PPM TOC.2016_04_21_14_54_51.cal	05/18/2016 11:10:54 PM
2	6.824	1.801ppm	50uL	1		1-50 PPM TOC.2016_04_21_14_54_51.cal	05/18/2016 11:12:59 PM
3	6.822	1.800ppm	50uL	1		1-50 PPM TOC.2016_04_21_14_54_51.cal	05/18/2016 11:15:05 PM
4	6.756	1.784ppm	50uL	1		1-50 PPM TOC.2016_04_21_14_54_51.cal	05/18/2016 11:17:11 PM

Mean Area 6.790
Mean Conc. 1.792ppm

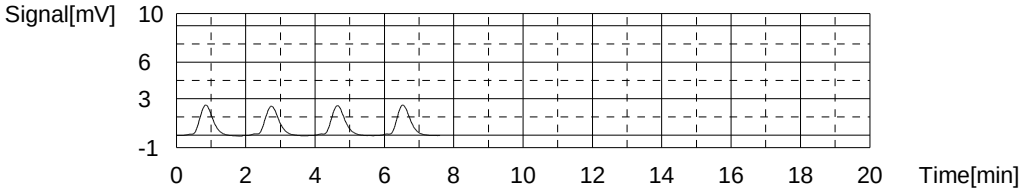

Sample

Sample Name: CCV
Sample ID:
Origin: TOC .met
Status Completed
Chk. Result

Type	Anal.	Dil.	Result
Unknown	NPOC	1.000	NPOC:24.98ppm

1. Det

Anal.: NPOC

No.	Area	Conc.	Inj. Vol.	Aut. Dil.	Ex.	Cal. Curve	Date / Time
1	99.70	24.84ppm	50uL	1		1-50 PPM TOC.2016_04_21_14_54_51.cal	05/18/2016 11:25:42 PM
2	100.7	25.09ppm	50uL	1		1-50 PPM TOC.2016_04_21_14_54_51.cal	05/18/2016 11:28:05 PM
3	99.79	24.86ppm	50uL	1		1-50 PPM TOC.2016_04_21_14_54_51.cal	05/18/2016 11:30:30 PM
4	100.8	25.11ppm	50uL	1		1-50 PPM TOC.2016_04_21_14_54_51.cal	05/18/2016 11:32:52 PM

Mean Area 100.2
Mean Conc. 24.98ppm

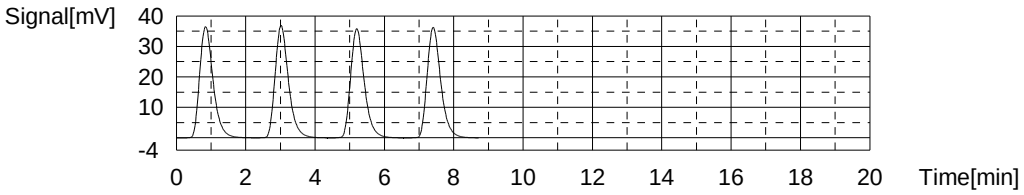

Sample

Sample Name: CCB
Sample ID:
Origin: TOC .met
Status Completed
Chk. Result

Type	Anal.	Dil.	Result
Unknown	NPOC	1.000	NPOC:0.3394ppm

1. Det

Anal.: NPOC

No.	Area	Conc.	Inj. Vol.	Aut. Dil.	Ex.	Cal. Curve	Date / Time
1	0.7368	0.2909ppm	50uL	1	E	1-50 PPM TOC.2016_04_21_14_54_51.cal	05/18/2016 11:41:09 PM
2	0.8986	0.3311ppm	50uL	1		1-50 PPM TOC.2016_04_21_14_54_51.cal	05/18/2016 11:43:14 PM
3	0.8315	0.3144ppm	50uL	1		1-50 PPM TOC.2016_04_21_14_54_51.cal	05/18/2016 11:45:20 PM
4	0.9824	0.3518ppm	50uL	1		1-50 PPM TOC.2016_04_21_14_54_51.cal	05/18/2016 11:47:26 PM
5	1.017	0.3604ppm	50uL	1		1-50 PPM TOC.2016_04_21_14_54_51.cal	05/18/2016 11:49:32 PM

Mean Area 0.9324
Mean Conc. 0.3394ppm

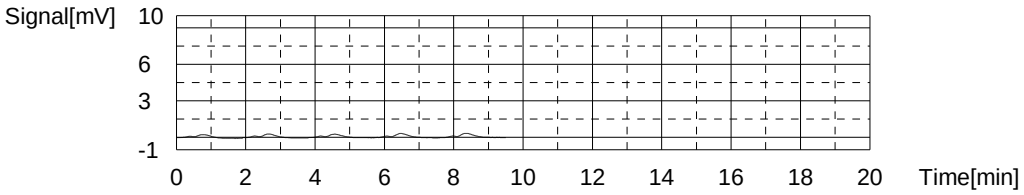

Sample

Sample Name: 280-82709-a-27
Sample ID:
Origin: TOC .met
Status Completed
Chk. Result

Type	Anal.	Dil.	Result
Unknown	NPOC	1.000	NPOC:1.772ppm

1. Det

Anal.: NPOC

No.	Area	Conc.	Inj. Vol.	Aut. Dil.	Ex.	Cal. Curve	Date / Time
1	6.726	1.777ppm	50uL	1		1-50 PPM TOC.2016_04_21_14_54_51.cal	05/18/2016 11:57:47 PM
2	6.810	1.797ppm	50uL	1		1-50 PPM TOC.2016_04_21_14_54_51.cal	05/18/2016 11:59:53 PM
3	6.576	1.739ppm	50uL	1		1-50 PPM TOC.2016_04_21_14_54_51.cal	05/19/2016 12:01:59 AM
4	6.712	1.773ppm	50uL	1		1-50 PPM TOC.2016_04_21_14_54_51.cal	05/19/2016 12:04:05 AM

Mean Area 6.706
Mean Conc. 1.772ppm

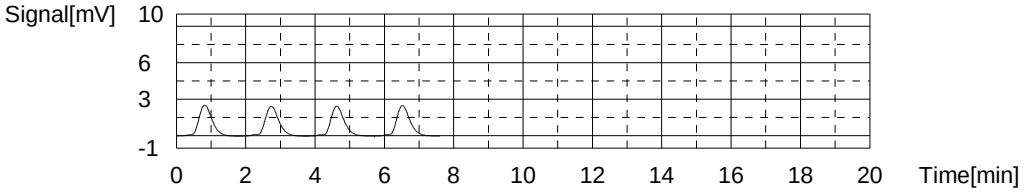

Sample

Sample Name: 280-82709-a-28
Sample ID:
Origin: TOC .met
Status Completed
Chk. Result

Type	Anal.	Dil.	Result
Unknown	NPOC	1.000	NPOC:1.195ppm

1. Det

Anal.: NPOC

No.	Area	Conc.	Inj. Vol.	Aut. Dil.	Ex.	Cal. Curve	Date / Time
1	4.462	1.215ppm	50uL	1		1-50 PPM TOC.2016_04_21_14_54_51.cal	05/19/2016 12:12:22 AM
2	4.591	1.247ppm	50uL	1	E	1-50 PPM TOC.2016_04_21_14_54_51.cal	05/19/2016 12:14:27 AM
3	4.291	1.173ppm	50uL	1		1-50 PPM TOC.2016_04_21_14_54_51.cal	05/19/2016 12:16:33 AM
4	4.343	1.185ppm	50uL	1		1-50 PPM TOC.2016_04_21_14_54_51.cal	05/19/2016 12:18:39 AM
5	4.425	1.206ppm	50uL	1		1-50 PPM TOC.2016_04_21_14_54_51.cal	05/19/2016 12:20:45 AM

Mean Area 4.380
Mean Conc. 1.195ppm

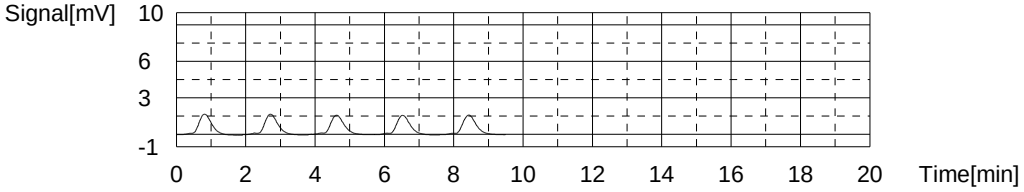

Sample

Sample Name: 280-82783-b-1
Sample ID:
Origin: TOC .met
Status Completed
Chk. Result

Type	Anal.	Dil.	Result
Unknown	NPOC	1.000	NPOC:4.085ppm

1. Det

Anal.: NPOC

No.	Area	Conc.	Inj. Vol.	Aut. Dil.	Ex.	Cal. Curve	Date / Time
1	15.90	4.052ppm	50uL	1		1-50 PPM TOC.2016_04_21_14_54_51.cal	05/19/2016 12:29:00 AM
2	16.11	4.104ppm	50uL	1		1-50 PPM TOC.2016_04_21_14_54_51.cal	05/19/2016 12:31:06 AM
3	15.91	4.055ppm	50uL	1		1-50 PPM TOC.2016_04_21_14_54_51.cal	05/19/2016 12:33:12 AM
4	16.21	4.129ppm	50uL	1		1-50 PPM TOC.2016_04_21_14_54_51.cal	05/19/2016 12:35:18 AM

Mean Area 16.03
Mean Conc. 4.085ppm

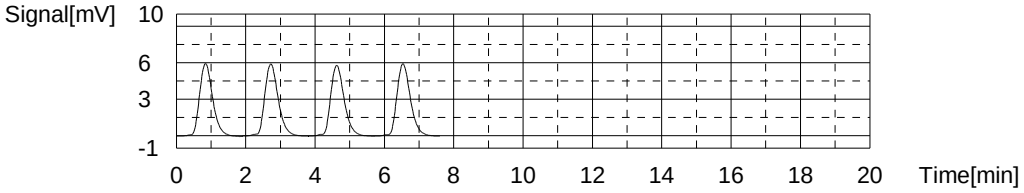

Sample

Sample Name: 280-82783-b-2
Sample ID:
Origin: TOC .met
Status Completed
Chk. Result

Type	Anal.	Dil.	Result
Unknown	NPOC	1.000	NPOC:4.327ppm

1. Det

Anal.: NPOC

No.	Area	Conc.	Inj. Vol.	Aut. Dil.	Ex.	Cal. Curve	Date / Time
1	17.00	4.325ppm	50uL	1		1-50 PPM TOC.2016_04_21_14_54_51.cal	05/19/2016 12:43:36 AM
2	17.07	4.343ppm	50uL	1		1-50 PPM TOC.2016_04_21_14_54_51.cal	05/19/2016 12:45:41 AM
3	16.93	4.308ppm	50uL	1		1-50 PPM TOC.2016_04_21_14_54_51.cal	05/19/2016 12:47:47 AM
4	17.03	4.333ppm	50uL	1		1-50 PPM TOC.2016_04_21_14_54_51.cal	05/19/2016 12:49:53 AM

Mean Area 17.01
Mean Conc. 4.327ppm

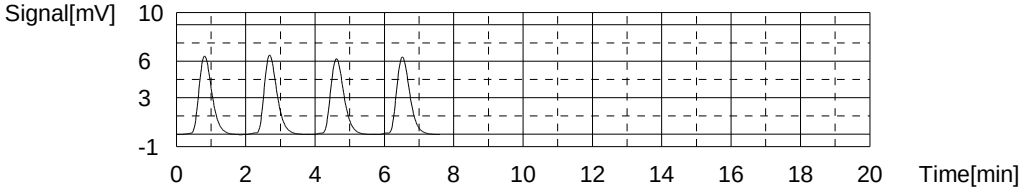

Sample

Sample Name: 280-82783-b-3
Sample ID:
Origin: TOC .met
Status Completed
Chk. Result

Type	Anal.	Dil.	Result
Unknown	NPOC	1.000	NPOC:0.9950ppm

1. Det

Anal.: NPOC

No.	Area	Conc.	Inj. Vol.	Aut. Dil.	Ex.	Cal. Curve	Date / Time
1	3.671	1.019ppm	50uL	1		1-50 PPM TOC.2016_04_21_14_54_51.cal	05/19/2016 12:58:10 AM
2	3.567	0.9930ppm	50uL	1		1-50 PPM TOC.2016_04_21_14_54_51.cal	05/19/2016 01:00:16 AM
3	3.470	0.9689ppm	50uL	1		1-50 PPM TOC.2016_04_21_14_54_51.cal	05/19/2016 01:02:22 AM
4	3.592	0.9992ppm	50uL	1		1-50 PPM TOC.2016_04_21_14_54_51.cal	05/19/2016 01:04:28 AM

Mean Area 3.575
Mean Conc. 0.9950ppm

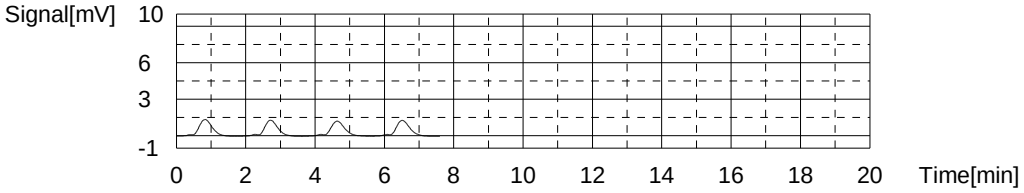

Sample

Sample Name: LCS
Sample ID:
Origin: TOC .met
Status Completed
Chk. Result

Type	Anal.	Dil.	Result
Unknown	NPOC	1.000	NPOC:24.80ppm

1. Det

Anal.: NPOC

No.	Area	Conc.	Inj. Vol.	Aut. Dil.	Ex.	Cal. Curve	Date / Time
1	99.40	24.77ppm	50uL	1		1-50 PPM TOC.2016_04_21_14_54_51.cal	05/19/2016 01:13:08 AM
2	99.30	24.74ppm	50uL	1		1-50 PPM TOC.2016_04_21_14_54_51.cal	05/19/2016 01:15:31 AM
3	99.53	24.80ppm	50uL	1		1-50 PPM TOC.2016_04_21_14_54_51.cal	05/19/2016 01:17:51 AM
4	99.89	24.89ppm	50uL	1		1-50 PPM TOC.2016_04_21_14_54_51.cal	05/19/2016 01:20:17 AM

Mean Area 99.53
Mean Conc. 24.80ppm

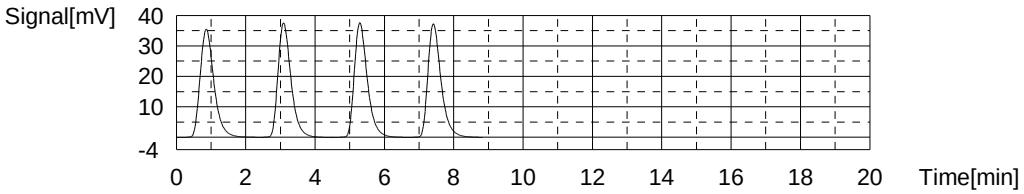

Sample

Sample Name: MB
Sample ID:
Origin: TOC .met
Status Completed
Chk. Result

Type	Anal.	Dil.	Result
Unknown	NPOC	1.000	NPOC:0.3247ppm

1. Det

Anal.: NPOC

No.	Area	Conc.	Inj. Vol.	Aut. Dil.	Ex.	Cal. Curve	Date / Time
1	0.8698	0.3239ppm	50uL	1		1-50 PPM TOC.2016_04_21_14_54_51.cal	05/19/2016 01:28:34 AM
2	0.8861	0.3280ppm	50uL	1		1-50 PPM TOC.2016_04_21_14_54_51.cal	05/19/2016 01:30:40 AM
3	0.8910	0.3292ppm	50uL	1		1-50 PPM TOC.2016_04_21_14_54_51.cal	05/19/2016 01:32:46 AM
4	0.8457	0.3179ppm	50uL	1		1-50 PPM TOC.2016_04_21_14_54_51.cal	05/19/2016 01:34:52 AM

Mean Area 0.8731
Mean Conc. 0.3247ppm

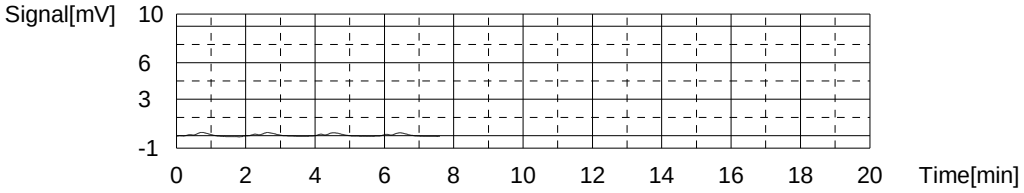

Sample

Sample Name: TIC
Sample ID:
Origin: TOC .met
Status Completed
Chk. Result

Type	Anal.	Dil.	Result
Unknown	NPOC	1.000	NPOC:0.3352ppm

1. Det

Anal.: NPOC

No.	Area	Conc.	Inj. Vol.	Aut. Dil.	Ex.	Cal. Curve	Date / Time
1	0.8621	0.3220ppm	50uL	1		1-50 PPM TOC.2016_04_21_14_54_51.cal	05/19/2016 01:43:10 AM
2	0.9636	0.3472ppm	50uL	1		1-50 PPM TOC.2016_04_21_14_54_51.cal	05/19/2016 01:45:15 AM
3	0.9388	0.3410ppm	50uL	1		1-50 PPM TOC.2016_04_21_14_54_51.cal	05/19/2016 01:47:21 AM
4	0.8962	0.3305ppm	50uL	1		1-50 PPM TOC.2016_04_21_14_54_51.cal	05/19/2016 01:49:27 AM

Mean Area 0.9152
Mean Conc. 0.3352ppm

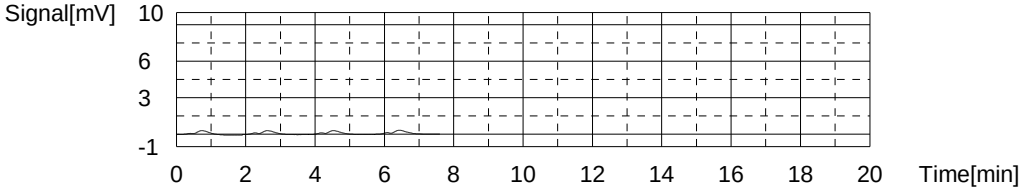

Sample

Sample Name: 280-82783-b-4
Sample ID:
Origin: TOC .met
Status Completed
Chk. Result

Type	Anal.	Dil.	Result
Unknown	NPOC	1.000	NPOC:1.801ppm

1. Det

Anal.: NPOC

No.	Area	Conc.	Inj. Vol.	Aut. Dil.	Ex.	Cal. Curve	Date / Time
1	6.785	1.791ppm	50uL	1		1-50 PPM TOC.2016_04_21_14_54_51.cal	05/19/2016 01:57:44 AM
2	6.843	1.806ppm	50uL	1		1-50 PPM TOC.2016_04_21_14_54_51.cal	05/19/2016 01:59:50 AM
3	6.792	1.793ppm	50uL	1		1-50 PPM TOC.2016_04_21_14_54_51.cal	05/19/2016 02:01:56 AM
4	6.875	1.814ppm	50uL	1		1-50 PPM TOC.2016_04_21_14_54_51.cal	05/19/2016 02:04:02 AM

Mean Area 6.824
Mean Conc. 1.801ppm

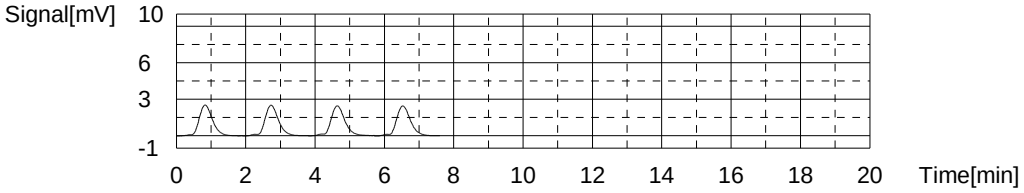

Sample

Sample Name: 280-82783-b-5
Sample ID:
Origin: TOC .met
Status Completed
Chk. Result

Type	Anal.	Dil.	Result
Unknown	NPOC	1.000	NPOC:2.382ppm

1. Det

Anal.: NPOC

No.	Area	Conc.	Inj. Vol.	Aut. Dil.	Ex.	Cal. Curve	Date / Time
1	8.996	2.340ppm	50uL	1		1-50 PPM TOC.2016_04_21_14_54_51.cal	05/19/2016 02:12:19 AM
2	9.329	2.422ppm	50uL	1		1-50 PPM TOC.2016_04_21_14_54_51.cal	05/19/2016 02:14:26 AM
3	9.180	2.385ppm	50uL	1		1-50 PPM TOC.2016_04_21_14_54_51.cal	05/19/2016 02:16:32 AM
4	9.160	2.380ppm	50uL	1		1-50 PPM TOC.2016_04_21_14_54_51.cal	05/19/2016 02:18:38 AM

Mean Area 9.166
Mean Conc. 2.382ppm

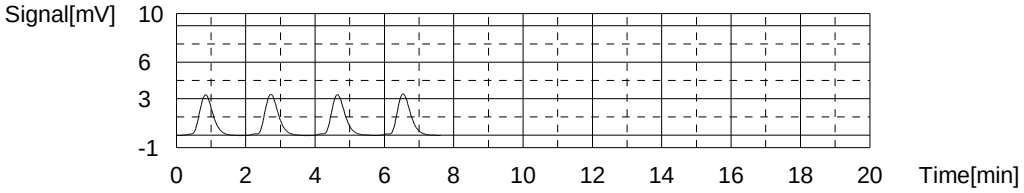

Sample

Sample Name: CCV
Sample ID:
Origin: TOC .met
Status Completed
Chk. Result

Type	Anal.	Dil.	Result
Unknown	NPOC	1.000	NPOC:24.80ppm

1. Det

Anal.: NPOC

No.	Area	Conc.	Inj. Vol.	Aut. Dil.	Ex.	Cal. Curve	Date / Time
1	98.84	24.63ppm	50uL	1		1-50 PPM TOC.2016_04_21_14_54_51.cal	05/19/2016 02:27:12 AM
2	99.24	24.73ppm	50uL	1		1-50 PPM TOC.2016_04_21_14_54_51.cal	05/19/2016 02:29:38 AM
3	99.93	24.90ppm	50uL	1		1-50 PPM TOC.2016_04_21_14_54_51.cal	05/19/2016 02:32:02 AM
4	100.1	24.94ppm	50uL	1		1-50 PPM TOC.2016_04_21_14_54_51.cal	05/19/2016 02:34:29 AM

Mean Area 99.53
Mean Conc. 24.80ppm

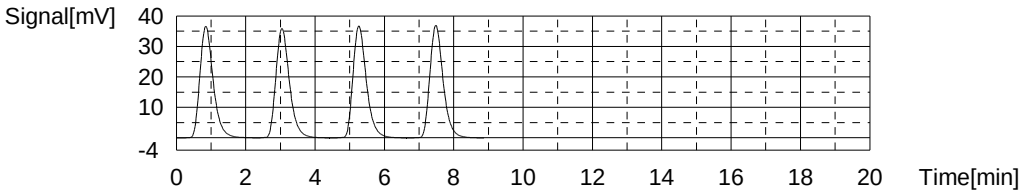

Sample

Sample Name: CCB
Sample ID:
Origin: TOC .met
Status Completed
Chk. Result

Type	Anal.	Dil.	Result
Unknown	NPOC	1.000	NPOC:0.3173ppm

1. Det

Anal.: NPOC

No.	Area	Conc.	Inj. Vol.	Aut. Dil.	Ex.	Cal. Curve	Date / Time
1	0.8220	0.3121ppm	50uL	1		1-50 PPM TOC.2016_04_21_14_54_51.cal	05/19/2016 02:42:46 AM
2	0.8856	0.3278ppm	50uL	1		1-50 PPM TOC.2016_04_21_14_54_51.cal	05/19/2016 02:44:52 AM
3	0.8476	0.3184ppm	50uL	1		1-50 PPM TOC.2016_04_21_14_54_51.cal	05/19/2016 02:46:58 AM
4	0.8179	0.3110ppm	50uL	1		1-50 PPM TOC.2016_04_21_14_54_51.cal	05/19/2016 02:49:04 AM

Mean Area 0.8433
Mean Conc. 0.3173ppm

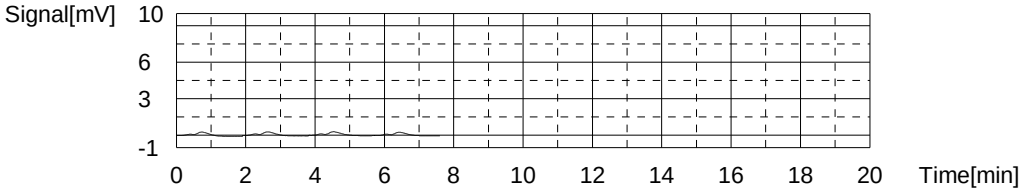

Sample

Sample Name: 280-82783-b-6
Sample ID:
Origin: TOC .met
Status Completed
Chk. Result

Type	Anal.	Dil.	Result
Unknown	NPOC	1.000	NPOC:1.925ppm

1. Det

Anal.: NPOC

No.	Area	Conc.	Inj. Vol.	Aut. Dil.	Ex.	Cal. Curve	Date / Time
1	7.204	1.895ppm	50uL	1		1-50 PPM TOC.2016_04_21_14_54_51.cal	05/19/2016 02:57:21 AM
2	7.414	1.947ppm	50uL	1		1-50 PPM TOC.2016_04_21_14_54_51.cal	05/19/2016 02:59:27 AM
3	7.326	1.925ppm	50uL	1		1-50 PPM TOC.2016_04_21_14_54_51.cal	05/19/2016 03:01:33 AM
4	7.350	1.931ppm	50uL	1		1-50 PPM TOC.2016_04_21_14_54_51.cal	05/19/2016 03:03:39 AM

Mean Area 7.324
Mean Conc. 1.925ppm

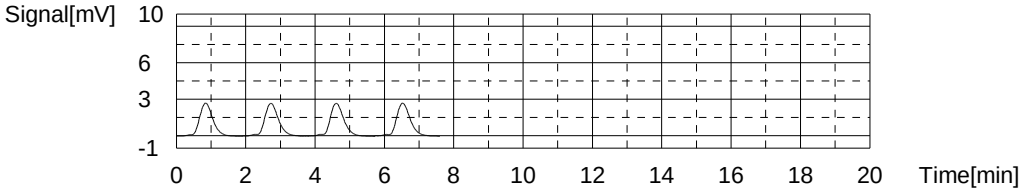

Sample

Sample Name: MS 280-82783-b-6
Sample ID:
Origin: TOC .met
Status Completed
Chk. Result

Type	Anal.	Dil.	Result
Unknown	NPOC	1.000	NPOC:26.50ppm

1. Det

Anal.: NPOC

No.	Area	Conc.	Inj. Vol.	Aut. Dil.	Ex.	Cal. Curve	Date / Time
1	106.8	26.60ppm	50uL	1		1-50 PPM TOC.2016_04_21_14_54_51.cal	05/19/2016 03:12:07 AM
2	106.4	26.50ppm	50uL	1		1-50 PPM TOC.2016_04_21_14_54_51.cal	05/19/2016 03:14:23 AM
3	105.6	26.30ppm	50uL	1		1-50 PPM TOC.2016_04_21_14_54_51.cal	05/19/2016 03:16:41 AM
4	106.8	26.60ppm	50uL	1		1-50 PPM TOC.2016_04_21_14_54_51.cal	05/19/2016 03:19:00 AM

Mean Area 106.4
Mean Conc. 26.50ppm

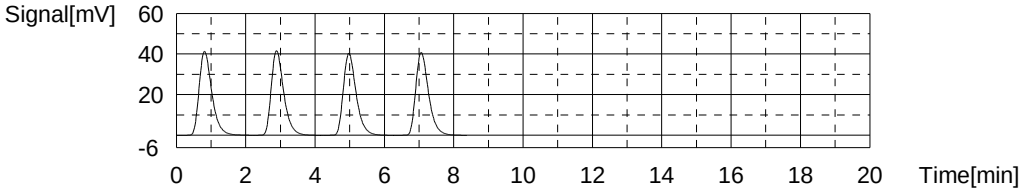

Sample

Sample Name: MSD 280-82783-b-6
Sample ID:
Origin: TOC .met
Status Completed
Chk. Result

Type	Anal.	Dil.	Result
Unknown	NPOC	1.000	NPOC:26.60ppm

1. Det

Anal.: NPOC

No.	Area	Conc.	Inj. Vol.	Aut. Dil.	Ex.	Cal. Curve	Date / Time
1	106.6	26.55ppm	50uL	1		1-50 PPM TOC.2016_04_21_14_54_51.cal	05/19/2016 03:27:34 AM
2	106.9	26.63ppm	50uL	1		1-50 PPM TOC.2016_04_21_14_54_51.cal	05/19/2016 03:29:55 AM
3	106.3	26.48ppm	50uL	1		1-50 PPM TOC.2016_04_21_14_54_51.cal	05/19/2016 03:32:20 AM
4	107.4	26.75ppm	50uL	1		1-50 PPM TOC.2016_04_21_14_54_51.cal	05/19/2016 03:34:41 AM

Mean Area 106.8
Mean Conc. 26.60ppm

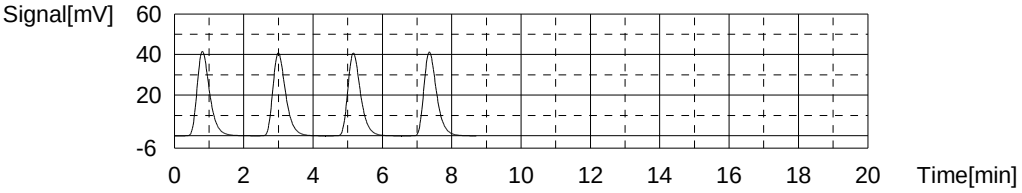

Sample

Sample Name: 280-82783-b-7
Sample ID:
Origin: TOC .met
Status Completed
Chk. Result

Type	Anal.	Dil.	Result
Unknown	NPOC	1.000	NPOC:1.319ppm

1. Det

Anal.: NPOC

No.	Area	Conc.	Inj. Vol.	Aut. Dil.	Ex.	Cal. Curve	Date / Time
1	4.944	1.335ppm	50uL	1		1-50 PPM TOC.2016_04_21_14_54_51.cal	05/19/2016 03:42:58 AM
2	4.879	1.318ppm	50uL	1		1-50 PPM TOC.2016_04_21_14_54_51.cal	05/19/2016 03:45:04 AM
3	4.787	1.296ppm	50uL	1		1-50 PPM TOC.2016_04_21_14_54_51.cal	05/19/2016 03:47:10 AM
4	4.915	1.327ppm	50uL	1		1-50 PPM TOC.2016_04_21_14_54_51.cal	05/19/2016 03:49:16 AM

Mean Area 4.881
Mean Conc. 1.319ppm

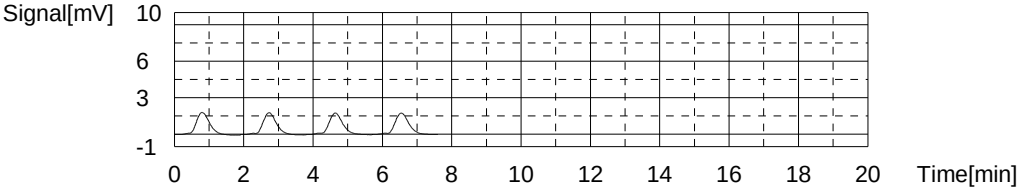

Sample

Sample Name: 280-82783-b-8
Sample ID:
Origin: TOC .met
Status Completed
Chk. Result

Type	Anal.	Dil.	Result
Unknown	NPOC	1.000	NPOC:2.766ppm

1. Det

Anal.: NPOC

No.	Area	Conc.	Inj. Vol.	Aut. Dil.	Ex.	Cal. Curve	Date / Time
1	10.56	2.728ppm	50uL	1		1-50 PPM TOC.2016_04_21_14_54_51.cal	05/19/2016 03:57:33 AM
2	10.79	2.785ppm	50uL	1		1-50 PPM TOC.2016_04_21_14_54_51.cal	05/19/2016 03:59:39 AM
3	10.67	2.755ppm	50uL	1		1-50 PPM TOC.2016_04_21_14_54_51.cal	05/19/2016 04:01:45 AM
4	10.83	2.795ppm	50uL	1		1-50 PPM TOC.2016_04_21_14_54_51.cal	05/19/2016 04:03:51 AM

Mean Area 10.71
Mean Conc. 2.766ppm

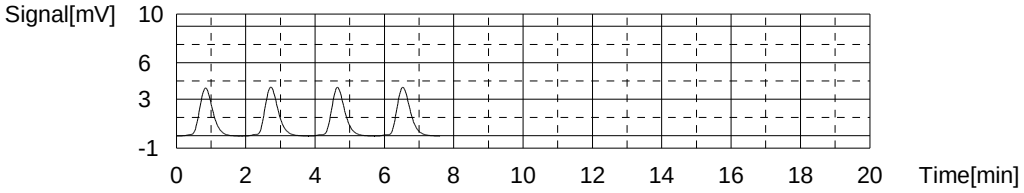

Sample

Sample Name: 280-82783-b-9
Sample ID:
Origin: TOC .met
Status Completed
Chk. Result

Type	Anal.	Dil.	Result
Unknown	NPOC	1.000	NPOC:1.396ppm

1. Det

Anal.: NPOC

No.	Area	Conc.	Inj. Vol.	Aut. Dil.	Ex.	Cal. Curve	Date / Time
1	5.214	1.402ppm	50uL	1		1-50 PPM TOC.2016_04_21_14_54_51.cal	05/19/2016 04:12:08 AM
2	5.216	1.402ppm	50uL	1		1-50 PPM TOC.2016_04_21_14_54_51.cal	05/19/2016 04:14:14 AM
3	5.142	1.384ppm	50uL	1		1-50 PPM TOC.2016_04_21_14_54_51.cal	05/19/2016 04:16:20 AM
4	5.195	1.397ppm	50uL	1		1-50 PPM TOC.2016_04_21_14_54_51.cal	05/19/2016 04:18:26 AM

Mean Area 5.192
Mean Conc. 1.396ppm

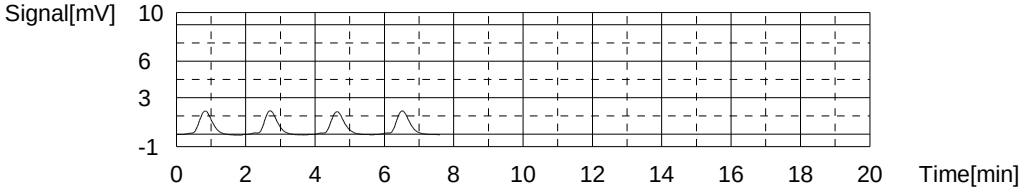

Sample

Sample Name: 280-82783-b-10
Sample ID:
Origin: TOC .met
Status Completed
Chk. Result

Type	Anal.	Dil.	Result
Unknown	NPOC	1.000	NPOC:3.144ppm

1. Det

Anal.: NPOC

No.	Area	Conc.	Inj. Vol.	Aut. Dil.	Ex.	Cal. Curve	Date / Time
1	12.12	3.115ppm	50uL	1		1-50 PPM TOC.2016_04_21_14_54_51.cal	05/19/2016 04:26:43 AM
2	12.31	3.162ppm	50uL	1		1-50 PPM TOC.2016_04_21_14_54_51.cal	05/19/2016 04:28:49 AM
3	12.19	3.132ppm	50uL	1		1-50 PPM TOC.2016_04_21_14_54_51.cal	05/19/2016 04:30:55 AM
4	12.33	3.167ppm	50uL	1		1-50 PPM TOC.2016_04_21_14_54_51.cal	05/19/2016 04:33:02 AM

Mean Area 12.24
Mean Conc. 3.144ppm

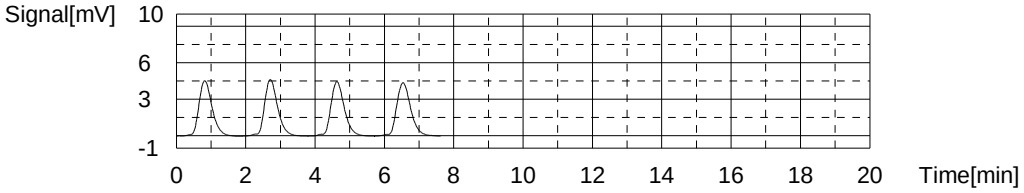

Sample

Sample Name: 280-82783-b-11
Sample ID:
Origin: TOC .met
Status Completed
Chk. Result

Type	Anal.	Dil.	Result
Unknown	NPOC	1.000	NPOC:2.730ppm

1. Det

Anal.: NPOC

No.	Area	Conc.	Inj. Vol.	Aut. Dil.	Ex.	Cal. Curve	Date / Time
1	10.71	2.765ppm	50uL	1		1-50 PPM TOC.2016_04_21_14_54_51.cal	05/19/2016 04:41:19 AM
2	10.63	2.745ppm	50uL	1		1-50 PPM TOC.2016_04_21_14_54_51.cal	05/19/2016 04:43:26 AM
3	10.45	2.700ppm	50uL	1		1-50 PPM TOC.2016_04_21_14_54_51.cal	05/19/2016 04:45:31 AM
4	10.48	2.708ppm	50uL	1		1-50 PPM TOC.2016_04_21_14_54_51.cal	05/19/2016 04:47:37 AM

Mean Area 10.57
Mean Conc. 2.730ppm

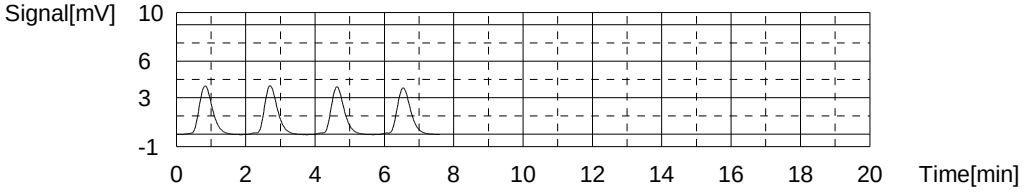

Sample

Sample Name: 280-82783-b-12
Sample ID:
Origin: TOC .met
Status Completed
Chk. Result

Type	Anal.	Dil.	Result
Unknown	NPOC	1.000	NPOC:2.374ppm

1. Det

Anal.: NPOC

No.	Area	Conc.	Inj. Vol.	Aut. Dil.	Ex.	Cal. Curve	Date / Time
1	9.169	2.383ppm	50uL	1		1-50 PPM TOC.2016_04_21_14_54_51.cal	05/19/2016 04:55:54 AM
2	9.060	2.356ppm	50uL	1		1-50 PPM TOC.2016_04_21_14_54_51.cal	05/19/2016 04:58:00 AM
3	9.142	2.376ppm	50uL	1		1-50 PPM TOC.2016_04_21_14_54_51.cal	05/19/2016 05:00:06 AM
4	9.166	2.382ppm	50uL	1		1-50 PPM TOC.2016_04_21_14_54_51.cal	05/19/2016 05:02:12 AM

Mean Area 9.134
Mean Conc. 2.374ppm

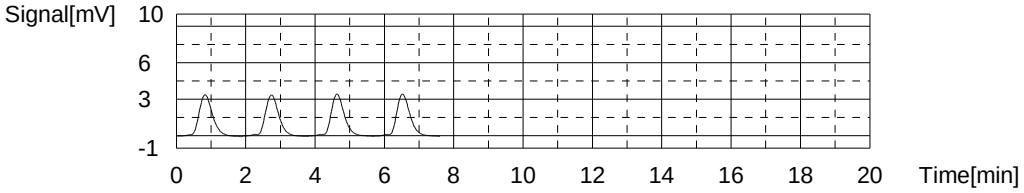

Sample

Sample Name: 280-82783-b-13
Sample ID:
Origin: TOC .met
Status Completed
Chk. Result

Type	Anal.	Dil.	Result
Unknown	NPOC	1.000	NPOC:1.400ppm

1. Det

Anal.: NPOC

No.	Area	Conc.	Inj. Vol.	Aut. Dil.	Ex.	Cal. Curve	Date / Time
1	5.184	1.394ppm	50uL	1		1-50 PPM TOC.2016_04_21_14_54_51.cal	05/19/2016 05:10:29 AM
2	5.280	1.418ppm	50uL	1		1-50 PPM TOC.2016_04_21_14_54_51.cal	05/19/2016 05:12:35 AM
3	5.196	1.397ppm	50uL	1		1-50 PPM TOC.2016_04_21_14_54_51.cal	05/19/2016 05:14:42 AM
4	5.177	1.392ppm	50uL	1		1-50 PPM TOC.2016_04_21_14_54_51.cal	05/19/2016 05:16:47 AM

Mean Area 5.209
Mean Conc. 1.400ppm

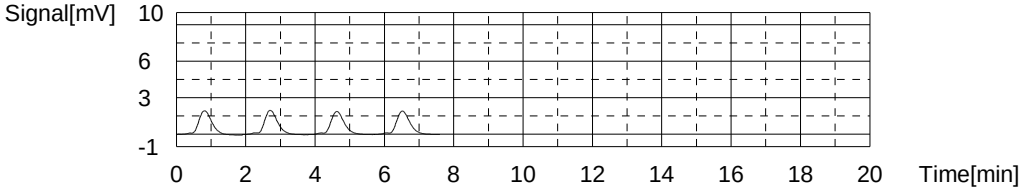

Sample

Sample Name: CCV
Sample ID:
Origin: TOC .met
Status Completed
Chk. Result

Type	Anal.	Dil.	Result
Unknown	NPOC	1.000	NPOC:24.69ppm

1. Det

Anal.: NPOC

No.	Area	Conc.	Inj. Vol.	Aut. Dil.	Ex.	Cal. Curve	Date / Time
1	98.83	24.62ppm	50uL	1		1-50 PPM TOC.2016_04_21_14_54_51.cal	05/19/2016 05:25:23 AM
2	99.19	24.71ppm	50uL	1		1-50 PPM TOC.2016_04_21_14_54_51.cal	05/19/2016 05:27:43 AM
3	98.82	24.62ppm	50uL	1		1-50 PPM TOC.2016_04_21_14_54_51.cal	05/19/2016 05:30:05 AM
4	99.47	24.78ppm	50uL	1		1-50 PPM TOC.2016_04_21_14_54_51.cal	05/19/2016 05:32:28 AM

Mean Area 99.08
Mean Conc. 24.69ppm

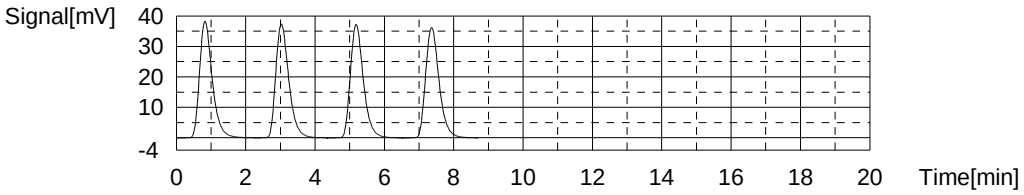

Sample

Sample Name: CCB
Sample ID:
Origin: TOC .met
Status Completed
Chk. Result

Type	Anal.	Dil.	Result
Unknown	NPOC	1.000	NPOC:0.3343ppm

1. Det

Anal.: NPOC

No.	Area	Conc.	Inj. Vol.	Aut. Dil.	Ex.	Cal. Curve	Date / Time
1	0.8994	0.3313ppm	50uL	1		1-50 PPM TOC.2016_04_21_14_54_51.cal	05/19/2016 05:40:45 AM
2	0.9203	0.3364ppm	50uL	1		1-50 PPM TOC.2016_04_21_14_54_51.cal	05/19/2016 05:42:51 AM
3	0.8798	0.3264ppm	50uL	1		1-50 PPM TOC.2016_04_21_14_54_51.cal	05/19/2016 05:44:57 AM
4	0.9469	0.3430ppm	50uL	1		1-50 PPM TOC.2016_04_21_14_54_51.cal	05/19/2016 05:47:04 AM

Mean Area 0.9116
Mean Conc. 0.3343ppm

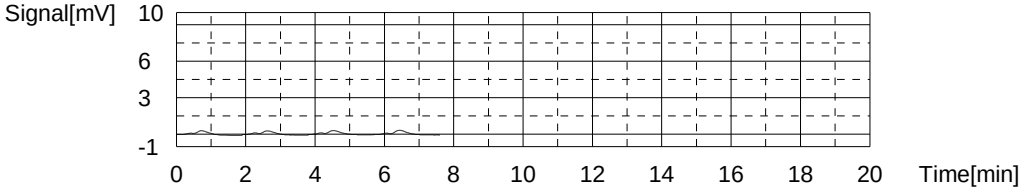

Sample

Sample Name: 280-82783-b-14
Sample ID:
Origin: TOC .met
Status Completed
Chk. Result

Type	Anal.	Dil.	Result
Unknown	NPOC	1.000	NPOC:0.3522ppm

1. Det

Anal.: NPOC

No.	Area	Conc.	Inj. Vol.	Aut. Dil.	Ex.	Cal. Curve	Date / Time
1	1.257	0.4200ppm	50uL	1	E	1-50 PPM TOC.2016_04_21_14_54_51.cal	05/19/2016 05:55:20 AM
2	1.004	0.3572ppm	50uL	1		1-50 PPM TOC.2016_04_21_14_54_51.cal	05/19/2016 05:57:26 AM
3	1.000	0.3562ppm	50uL	1		1-50 PPM TOC.2016_04_21_14_54_51.cal	05/19/2016 05:59:32 AM
4	1.015	0.3599ppm	50uL	1		1-50 PPM TOC.2016_04_21_14_54_51.cal	05/19/2016 06:01:38 AM
5	0.9160	0.3354ppm	50uL	1		1-50 PPM TOC.2016_04_21_14_54_51.cal	05/19/2016 06:03:44 AM

Mean Area 0.9838
Mean Conc. 0.3522ppm

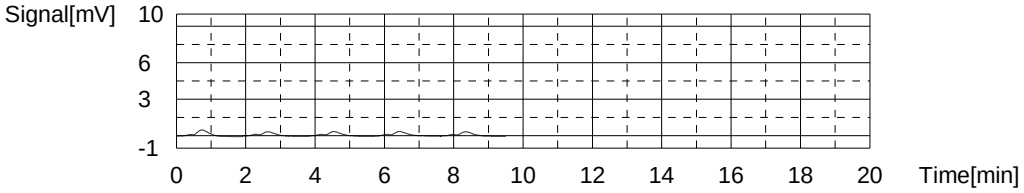

Sample

Sample Name: 680-125220-g-1
Sample ID:
Origin: TOC .met
Status Completed
Chk. Result

Type	Anal.	Dil.	Result
Unknown	NPOC	1.000	NPOC:2.836ppm

1. Det

Anal.: NPOC

No.	Area	Conc.	Inj. Vol.	Aut. Dil.	Ex.	Cal. Curve	Date / Time
1	10.96	2.827ppm	50uL	1		1-50 PPM TOC.2016_04_21_14_54_51.cal	05/19/2016 06:12:00 AM
2	10.95	2.824ppm	50uL	1		1-50 PPM TOC.2016_04_21_14_54_51.cal	05/19/2016 06:14:06 AM
3	10.93	2.819ppm	50uL	1		1-50 PPM TOC.2016_04_21_14_54_51.cal	05/19/2016 06:16:12 AM
4	11.14	2.872ppm	50uL	1		1-50 PPM TOC.2016_04_21_14_54_51.cal	05/19/2016 06:18:19 AM

Mean Area 11.00
Mean Conc. 2.836ppm

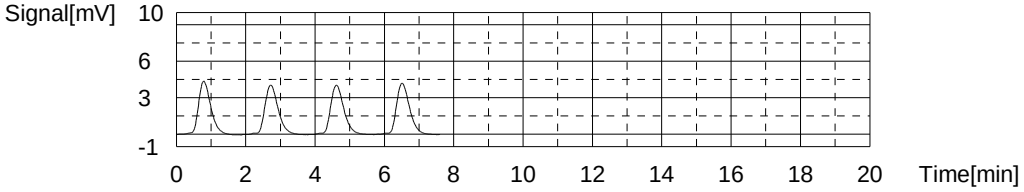

Sample

Sample Name: 680-125221-g-1
Sample ID:
Origin: TOC .met
Status Completed
Chk. Result

Type	Anal.	Dil.	Result
Unknown	NPOC	1.000	NPOC:1.067ppm

1. Det

Anal.: NPOC

No.	Area	Conc.	Inj. Vol.	Aut. Dil.	Ex.	Cal. Curve	Date / Time
1	4.766	1.290ppm	50uL	1	E	1-50 PPM TOC.2016_04_21_14_54_51.cal	05/19/2016 06:26:35 AM
2	3.796	1.050ppm	50uL	1		1-50 PPM TOC.2016_04_21_14_54_51.cal	05/19/2016 06:28:41 AM
3	3.822	1.056ppm	50uL	1		1-50 PPM TOC.2016_04_21_14_54_51.cal	05/19/2016 06:30:47 AM
4	3.852	1.064ppm	50uL	1		1-50 PPM TOC.2016_04_21_14_54_51.cal	05/19/2016 06:32:53 AM
5	3.995	1.099ppm	50uL	1		1-50 PPM TOC.2016_04_21_14_54_51.cal	05/19/2016 06:34:59 AM

Mean Area 3.866
Mean Conc. 1.067ppm

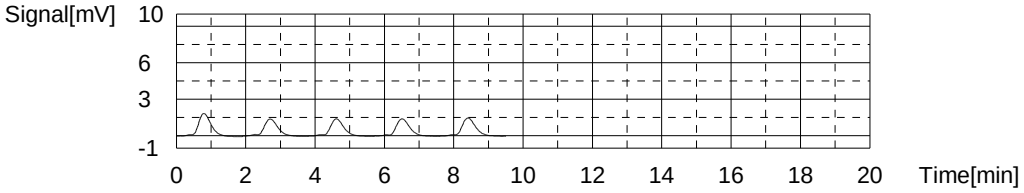

Sample

Sample Name: 680-125221-g-2
Sample ID:
Origin: TOC .met
Status Completed
Chk. Result

Type	Anal.	Dil.	Result
Unknown	NPOC	1.000	NPOC:0.6440ppm

1. Det

Anal.: NPOC

No.	Area	Conc.	Inj. Vol.	Aut. Dil.	Ex.	Cal. Curve	Date / Time
1	2.138	0.6385ppm	50uL	1		1-50 PPM TOC.2016_04_21_14_54_51.cal	05/19/2016 06:43:15 AM
2	2.204	0.6549ppm	50uL	1		1-50 PPM TOC.2016_04_21_14_54_51.cal	05/19/2016 06:45:21 AM
3	2.146	0.6405ppm	50uL	1		1-50 PPM TOC.2016_04_21_14_54_51.cal	05/19/2016 06:47:28 AM
4	2.152	0.6420ppm	50uL	1		1-50 PPM TOC.2016_04_21_14_54_51.cal	05/19/2016 06:49:33 AM

Mean Area 2.160
Mean Conc. 0.6440ppm

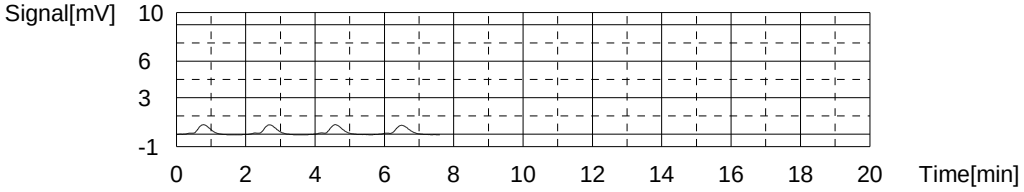

Sample

Sample Name: 680-125221-g-3
Sample ID:
Origin: TOC .met
Status Completed
Chk. Result

Type	Anal.	Dil.	Result
Unknown	NPOC	1.000	NPOC:0.9855ppm

1. Det

Anal.: NPOC

No.	Area	Conc.	Inj. Vol.	Aut. Dil.	Ex.	Cal. Curve	Date / Time
1	3.549	0.9885ppm	50uL	1		1-50 PPM TOC.2016_04_21_14_54_51.cal	05/19/2016 06:57:51 AM
2	3.602	1.002ppm	50uL	1		1-50 PPM TOC.2016_04_21_14_54_51.cal	05/19/2016 06:59:57 AM
3	3.448	0.9635ppm	50uL	1		1-50 PPM TOC.2016_04_21_14_54_51.cal	05/19/2016 07:02:03 AM
4	3.549	0.9885ppm	50uL	1		1-50 PPM TOC.2016_04_21_14_54_51.cal	05/19/2016 07:04:09 AM

Mean Area 3.537
Mean Conc. 0.9855ppm

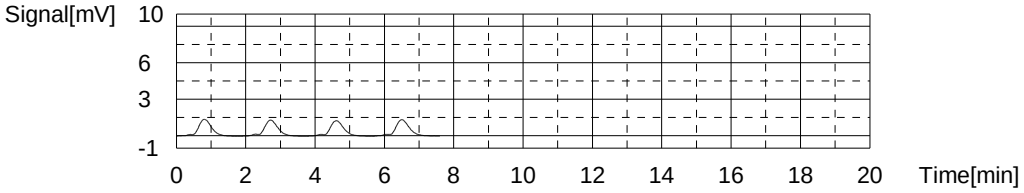

Sample

Sample Name: 680-125221-g-4
Sample ID:
Origin: TOC .met
Status Completed
Chk. Result

Type	Anal.	Dil.	Result
Unknown	NPOC	1.000	NPOC:1.057ppm

1. Det

Anal.: NPOC

No.	Area	Conc.	Inj. Vol.	Aut. Dil.	Ex.	Cal. Curve	Date / Time
1	3.454	0.9650ppm	50uL	1	E	1-50 PPM TOC.2016_04_21_14_54_51.cal	05/19/2016 07:12:27 AM
2	3.909	1.078ppm	50uL	1		1-50 PPM TOC.2016_04_21_14_54_51.cal	05/19/2016 07:14:33 AM
3	3.778	1.045ppm	50uL	1		1-50 PPM TOC.2016_04_21_14_54_51.cal	05/19/2016 07:16:39 AM
4	3.813	1.054ppm	50uL	1		1-50 PPM TOC.2016_04_21_14_54_51.cal	05/19/2016 07:18:46 AM
5	3.808	1.053ppm	50uL	1		1-50 PPM TOC.2016_04_21_14_54_51.cal	05/19/2016 07:20:51 AM

Mean Area 3.827
Mean Conc. 1.057ppm

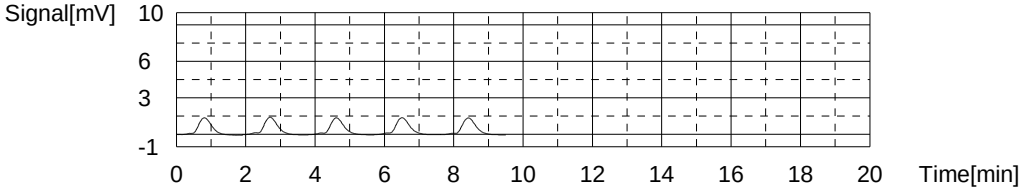

Sample

Sample Name: 280-82645-a-12
Sample ID:
Origin: TOC .met
Status Completed
Chk. Result

Type	Anal.	Dil.	Result
Unknown	NPOC	1.000	NPOC:4.330ppm

1. Det

Anal.: NPOC

No.	Area	Conc.	Inj. Vol.	Aut. Dil.	Ex.	Cal. Curve	Date / Time
1	17.33	4.407ppm	50uL	1		1-50 PPM TOC.2016_04_21_14_54_51.cal	05/19/2016 07:29:11 AM
2	16.84	4.286ppm	50uL	1		1-50 PPM TOC.2016_04_21_14_54_51.cal	05/19/2016 07:31:17 AM
3	16.92	4.305ppm	50uL	1		1-50 PPM TOC.2016_04_21_14_54_51.cal	05/19/2016 07:33:25 AM
4	16.99	4.323ppm	50uL	1		1-50 PPM TOC.2016_04_21_14_54_51.cal	05/19/2016 07:35:31 AM

Mean Area 17.02
Mean Conc. 4.330ppm

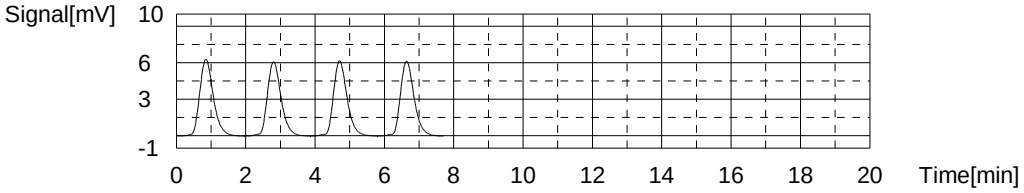

Sample

Sample Name: MS 280-82645-a-12
Sample ID:
Origin: TOC .met
Status Completed
Chk. Result

Type	Anal.	Dil.	Result
Unknown	NPOC	1.000	NPOC:28.90ppm

1. Det

Anal.: NPOC

No.	Area	Conc.	Inj. Vol.	Aut. Dil.	Ex.	Cal. Curve	Date / Time
1	116.2	28.93ppm	50uL	1		1-50 PPM TOC.2016_04_21_14_54_51.cal	05/19/2016 07:44:01 AM
2	116.2	28.93ppm	50uL	1		1-50 PPM TOC.2016_04_21_14_54_51.cal	05/19/2016 07:46:19 AM
3	115.5	28.76ppm	50uL	1		1-50 PPM TOC.2016_04_21_14_54_51.cal	05/19/2016 07:48:39 AM
4	116.3	28.96ppm	50uL	1		1-50 PPM TOC.2016_04_21_14_54_51.cal	05/19/2016 07:51:00 AM

Mean Area 116.1
Mean Conc. 28.90ppm

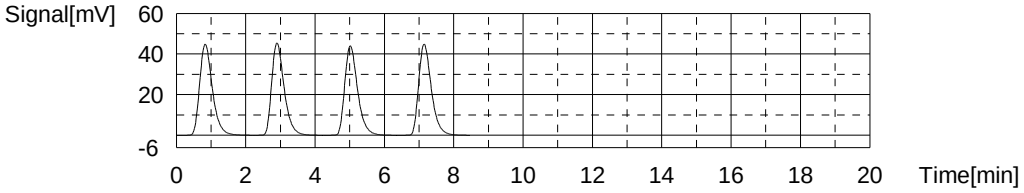

Sample

Sample Name: MSD 280-82645-a-12
Sample ID:
Origin: TOC .met
Status Completed
Chk. Result

Type	Anal.	Dil.	Result
Unknown	NPOC	1.000	NPOC:29.01ppm

1. Det

Anal.: NPOC

No.	Area	Conc.	Inj. Vol.	Aut. Dil.	Ex.	Cal. Curve	Date / Time
1	116.4	28.98ppm	50uL	1		1-50 PPM TOC.2016_04_21_14_54_51.cal	05/19/2016 07:59:30 AM
2	116.7	29.06ppm	50uL	1		1-50 PPM TOC.2016_04_21_14_54_51.cal	05/19/2016 08:01:48 AM
3	117.1	29.16ppm	50uL	1		1-50 PPM TOC.2016_04_21_14_54_51.cal	05/19/2016 08:04:08 AM
4	115.9	28.86ppm	50uL	1		1-50 PPM TOC.2016_04_21_14_54_51.cal	05/19/2016 08:06:32 AM

Mean Area 116.5
Mean Conc. 29.01ppm

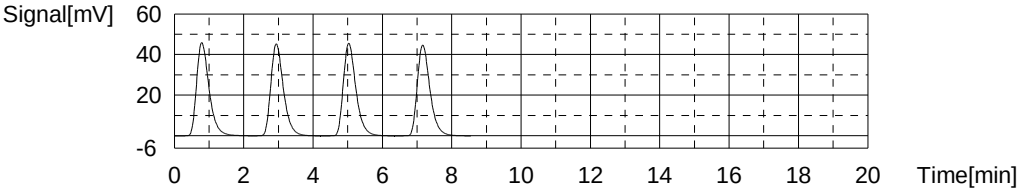

Sample

Sample Name: 280-82921-b-4
Sample ID:
Origin: TOC .met
Status Completed
Chk. Result

Type	Anal.	Dil.	Result
Unknown	NPOC	1.000	NPOC:0.9940ppm

1. Det

Anal.: NPOC

No.	Area	Conc.	Inj. Vol.	Aut. Dil.	Ex.	Cal. Curve	Date / Time
1	3.575	0.9950ppm	50uL	1		1-50 PPM TOC.2016_04_21_14_54_51.cal	05/19/2016 08:14:50 AM
2	3.612	1.004ppm	50uL	1		1-50 PPM TOC.2016_04_21_14_54_51.cal	05/19/2016 08:16:56 AM
3	3.552	0.9893ppm	50uL	1		1-50 PPM TOC.2016_04_21_14_54_51.cal	05/19/2016 08:19:02 AM
4	3.545	0.9875ppm	50uL	1		1-50 PPM TOC.2016_04_21_14_54_51.cal	05/19/2016 08:21:09 AM

Mean Area 3.571
Mean Conc. 0.9940ppm

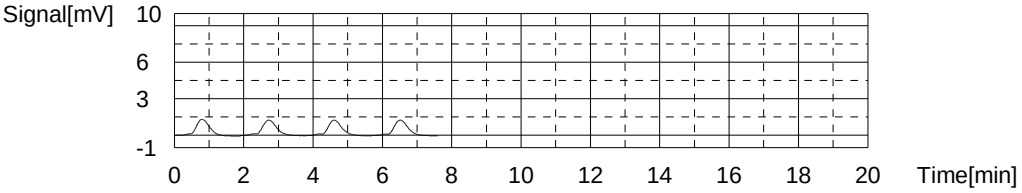

Sample

Sample Name: CCV
Sample ID:
Origin: TOC .met
Status Completed
Chk. Result

Type	Anal.	Dil.	Result
Unknown	NPOC	1.000	NPOC:24.82ppm

1. Det

Anal.: NPOC

No.	Area	Conc.	Inj. Vol.	Aut. Dil.	Ex.	Cal. Curve	Date / Time
1	100.0	24.91ppm	50uL	1		1-50 PPM TOC.2016_04_21_14_54_51.cal	05/19/2016 08:29:43 AM
2	99.19	24.71ppm	50uL	1		1-50 PPM TOC.2016_04_21_14_54_51.cal	05/19/2016 08:32:10 AM
3	99.60	24.82ppm	50uL	1		1-50 PPM TOC.2016_04_21_14_54_51.cal	05/19/2016 08:34:34 AM
4	99.68	24.84ppm	50uL	1		1-50 PPM TOC.2016_04_21_14_54_51.cal	05/19/2016 08:36:58 AM

Mean Area 99.62
Mean Conc. 24.82ppm

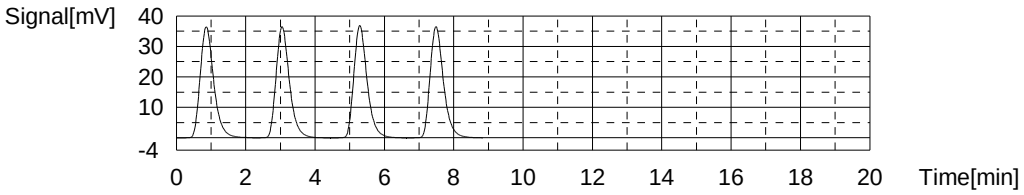

Sample

Sample Name: CCB
Sample ID:
Origin: TOC .met
Status Completed
Chk. Result

Type	Anal.	Dil.	Result
Unknown	NPOC	1.000	NPOC:0.3301ppm

1. Det

Anal.: NPOC

No.	Area	Conc.	Inj. Vol.	Aut. Dil.	Ex.	Cal. Curve	Date / Time
1	0.9210	0.3366ppm	50uL	1		1-50 PPM TOC.2016_04_21_14_54_51.cal	05/19/2016 08:45:16 AM
2	0.9025	0.3320ppm	50uL	1		1-50 PPM TOC.2016_04_21_14_54_51.cal	05/19/2016 08:47:22 AM
3	0.8627	0.3221ppm	50uL	1		1-50 PPM TOC.2016_04_21_14_54_51.cal	05/19/2016 08:49:28 AM
4	0.8932	0.3297ppm	50uL	1		1-50 PPM TOC.2016_04_21_14_54_51.cal	05/19/2016 08:51:35 AM

Mean Area 0.8949
Mean Conc. 0.3301ppm

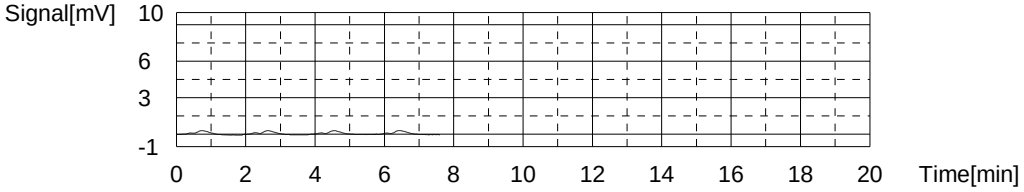

Sample

Sample Name: 280-82921-b-5
Sample ID:
Origin: TOC .met
Status Completed
Chk. Result

Type	Anal.	Dil.	Result
Unknown	NPOC	1.000	NPOC:2.468ppm

1. Det

Anal.: NPOC

No.	Area	Conc.	Inj. Vol.	Aut. Dil.	Ex.	Cal. Curve	Date / Time
1	9.504	2.466ppm	50uL	1		1-50 PPM TOC.2016_04_21_14_54_51.cal	05/19/2016 08:59:52 AM
2	9.606	2.491ppm	50uL	1		1-50 PPM TOC.2016_04_21_14_54_51.cal	05/19/2016 09:01:58 AM
3	9.437	2.449ppm	50uL	1		1-50 PPM TOC.2016_04_21_14_54_51.cal	05/19/2016 09:04:04 AM
4	9.510	2.467ppm	50uL	1		1-50 PPM TOC.2016_04_21_14_54_51.cal	05/19/2016 09:06:10 AM

Mean Area 9.514
Mean Conc. 2.468ppm

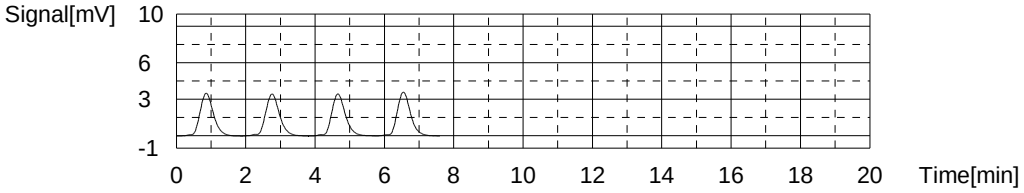

Sample

Sample Name: 280-82946-c-1
Sample ID:
Origin: TOC .met
Status Completed
Chk. Result

Type	Anal.	Dil.	Result
Unknown	NPOC	1.000	NPOC:1.050ppm

1. Det

Anal.: NPOC

No.	Area	Conc.	Inj. Vol.	Aut. Dil.	Ex.	Cal. Curve	Date / Time
1	3.919	1.080ppm	50uL	1		1-50 PPM TOC.2016_04_21_14_54_51.cal	05/19/2016 09:14:28 AM
2	3.793	1.049ppm	50uL	1		1-50 PPM TOC.2016_04_21_14_54_51.cal	05/19/2016 09:16:34 AM
3	3.374	0.9451ppm	50uL	1	E	1-50 PPM TOC.2016_04_21_14_54_51.cal	05/19/2016 09:18:50 AM
4	3.690	1.023ppm	50uL	1		1-50 PPM TOC.2016_04_21_14_54_51.cal	05/19/2016 09:20:56 AM
5	3.779	1.046ppm	50uL	1		1-50 PPM TOC.2016_04_21_14_54_51.cal	05/19/2016 09:23:03 AM

Mean Area 3.795
Mean Conc. 1.050ppm

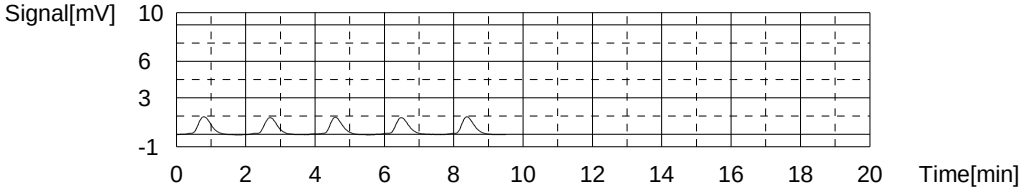

Sample

Sample Name: CCV
Sample ID:
Origin: TOC .met
Status Completed
Chk. Result

Type	Anal.	Dil.	Result
Unknown	NPOC	1.000	NPOC:24.77ppm

1. Det

Anal.: NPOC

No.	Area	Conc.	Inj. Vol.	Aut. Dil.	Ex.	Cal. Curve	Date / Time
1	99.87	24.88ppm	50uL	1		1-50 PPM TOC.2016_04_21_14_54_51.cal	05/19/2016 09:31:34 AM
2	99.20	24.72ppm	50uL	1		1-50 PPM TOC.2016_04_21_14_54_51.cal	05/19/2016 09:33:56 AM
3	98.96	24.66ppm	50uL	1		1-50 PPM TOC.2016_04_21_14_54_51.cal	05/19/2016 09:36:20 AM
4	99.66	24.83ppm	50uL	1		1-50 PPM TOC.2016_04_21_14_54_51.cal	05/19/2016 09:38:41 AM

Mean Area 99.42
Mean Conc. 24.77ppm

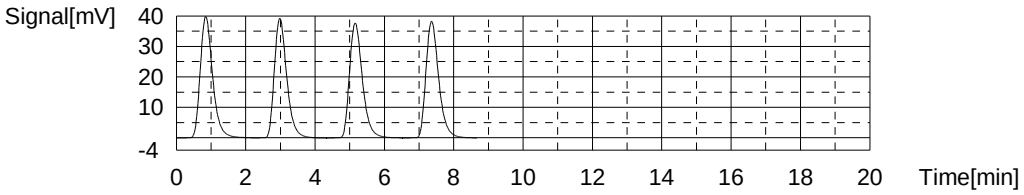

Sample

Sample Name: CCB
Sample ID:
Origin: TOC .met
Status Completed
Chk. Result

Type	Anal.	Dil.	Result
Unknown	NPOC	1.000	NPOC:0.3731ppm

1. Det

Anal.: NPOC

No.	Area	Conc.	Inj. Vol.	Aut. Dil.	Ex.	Cal. Curve	Date / Time
1	1.118	0.3855ppm	50uL	1		1-50 PPM TOC.2016_04_21_14_54_51.cal	05/19/2016 09:46:59 AM
2	1.100	0.3810ppm	50uL	1		1-50 PPM TOC.2016_04_21_14_54_51.cal	05/19/2016 09:49:05 AM
3	1.060	0.3711ppm	50uL	1		1-50 PPM TOC.2016_04_21_14_54_51.cal	05/19/2016 09:51:11 AM
4	0.9951	0.3550ppm	50uL	1		1-50 PPM TOC.2016_04_21_14_54_51.cal	05/19/2016 09:53:18 AM

Mean Area 1.068
Mean Conc. 0.3731ppm

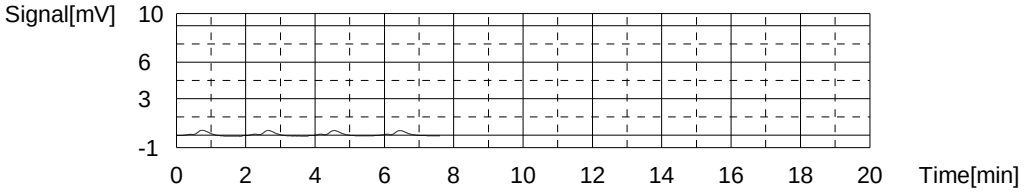

TOC-V Cal Curve Information
1-50 PPM TOC.2016_04_21_14_54_51.cal

Date of Creation	11:15:53 AM 10/28/2005
User	DEANN
System	TOC-VCSH

Cal. Curve

Sample Name:	cal
Sample ID:	CAL
Cal. Curve:	1-50 PPM TOC.2016_04_21_14_54_51.cal
Status	Completed
Comment:	

Type	Anal.
Standard	NPOC

Conc: 0.000mg/L

No.	Area	Inj. Vol.	Aut. Dil.	Rem.	Ex.	Date / Time
1	0.4501	50uL	1	*******	E	04/21/2016 03:02:28 F
2	0.000	50uL	1	*******		04/21/2016 03:04:34 F
3	0.000	50uL	1	*******		04/21/2016 03:06:40 F

Acid Add.	1.500%
Sp. Time	90.00sec
Mean Area	0.000
SD Area	0.000
CV Area	0.00%
Vial	1

Conc: 1.000mg/L

No.	Area	Inj. Vol.	Aut. Dil.	Rem.	Ex.	Date / Time
1	3.851	50uL	1	*******		04/21/2016 03:16:46 F
2	3.860	50uL	1	*******		04/21/2016 03:18:36 F

Acid Add.	1.500%
Sp. Time	90.00sec
Mean Area	3.856
SD Area	0.00636
CV Area	0.17%
Vial	2

Conc: 5.000mg/L

No.	Area	Inj. Vol.	Aut. Dil.	Rem.	Ex.	Date / Time
1	19.51	50uL	1	*******		04/21/2016 03:29:04 F
2	19.38	50uL	1	*******		04/21/2016 03:31:10 F

Acid Add.	1.500%
Sp. Time	90.00sec
Mean Area	19.45
SD Area	0.09192
CV Area	0.47%
Vial	3

Conc: 10.00mg/L

No.	Area	Inj. Vol.	Aut. Dil.	Rem.	Ex.	Date / Time
1	39.64	50uL	1	*******		04/21/2016 03:41:43 F
2	39.31	50uL	1	*******		04/21/2016 03:43:59 F

Acid Add. 1.500%
Sp. Time 90.00sec
Mean Area 39.48
SD Area 0.2333
CV Area 0.59%
Vial 4

Conc: 25.00mg/L

No.	Area	Inj. Vol.	Aut. Dil.	Rem.	Ex.	Date / Time
1	100.3	50uL	1	*******		04/21/2016 03:54:47 F
2	99.90	50uL	1	*******		04/21/2016 03:57:15 F

Acid Add. 1.500%
Sp. Time 90.00sec
Mean Area 100.1
SD Area 0.2828
CV Area 0.28%
Vial 5

Conc: 50.00mg/L

No.	Area	Inj. Vol.	Aut. Dil.	Rem.	Ex.	Date / Time
1	201.2	50uL	1	*******		04/21/2016 04:08:16 F
2	201.5	50uL	1	*******		04/21/2016 04:10:59 F

Acid Add. 1.500%
Sp. Time 90.00sec
Mean Area 201.4
SD Area 0.2121
CV Area 0.11%
Vial 6

Slope: 4.031
Intercept -0.4359
r^2 1.0000
r 1.0000
Zero Shift No

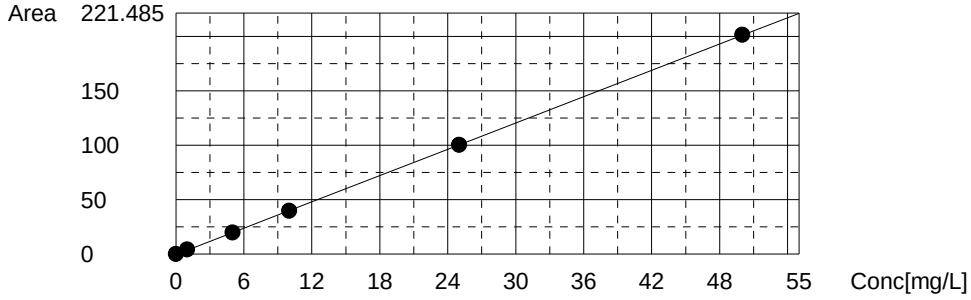

TestAmerica Denver

TestAmerica
THE LEADER IN ENVIRONMENTAL TESTING

Gravimetric-Solids Data Review Checklist

LIMS Batch Number: 325537		Instrument ID: Bal
Analyst/1st Reviewer/Date: SVC/Scott Cherry 5/17/16	Method: TSS	QC Type (circle): Standard LCSD DOD Q4 DoD Q5 QAPP_____ Other_____
Method (circle): 2540B 2540C (2540D) 160.4 1664A 1664B 9071		D5057 D1429 D2216
Matrix (circle): (Water) Solid Waste		

Review Items	Yes	No	NA	2nd rev	If No, why is data reportable?
A. Balance, Oven and DI water Checks					
Was the balance calibration verified before and after processing samples and noted in the "Balance Calibration Log" for the date(s) the samples were processed?	✓			—	
Was the daily conductivity check of the deionized water recorded in the "Conductivity Logbook"?	✓			—	
Temps. within the required temperature of the method: % Moisture: 100°C ± 5°C % Vol. 103°C - 105°C % Solids, TS, TSS, TVSS, VSS 103°C - 105°C TDS 180°C ± 2°C %Vol, TVSS, VSS 550°C ± 50°C Other:_____ _____	✓			—	
B. Method Requirements					
QC Batch contains no greater than 20 samples?	✓			—	
If sample is visibly oily, was this noted on the benchsheet?	✓			—	
Was final residue weight within minimum/maximum requirements?	✓			—	
Were the initial and final drying dates and times recorded on the benchsheet/TALS and were all samples dried for at least one hour?	✓			—	
C. Preparation/ Matrix QC					
Matrix Duplicate (RPD ± 5 %) (If > 5 %, determine corrective per SOP.) The RPD limit of 5% applies to TSS, TDS and TS, 20% RPD for all others	✓			—	
Method blank < ½ RL or all reported samples > 10 X RL? - **(HEM, SGT HEM, and TDS the MB <RL)**	✓			—	
LCS/LCSD run for batch and within QC limits?	✓			—	
D. Preparation/ Matrix QC					
TDS/Conductivity ratio or historical data checked?	✓			—	
For % Moisture, was the Final Dried Weight < the Initial Pan Weight or is the result greater than 100%?			✓	—	
Were sample analyses done within holding time? **If no, create HTV NCM. NCM#**	✓			—	
Were special client requirements met?	✓			—	
Were data that were manually transcribed from instrument printouts into TALS verified 100% including dilution factors, significant figures and units?	✓			—	
Do the prep and analysis dates in TALS reflect the actual dates?	✓			—	
STD/True Value information is updated and included?	✓			—	

Review Items	NA	Yes	No	2nd rev	If No, why is data reportable?
F. Data and TALS review					
1. Raw Data					
a. Unused data is clearly identified with reason not used		✓		✓	
b. All cross outs are initialed and dated		✓		✓	
c. Raw data includes the method, date, and analyst initials/signature		✓		✓	
2. TALS Samples Tab		✓			
a. LIMS Sample IDs / Containers are correct		✓		✓	
b. Method and matrix are correct		✓		✓	
c. Date and time match raw data		✓		✓	
d. Dilutions are correct		✓		✓	
e. Correct suffix (DU, MS, MSD) designated (where applicable)		✓		✓	
3. TALS Worksheet Tab is complete and correct (Initial Amount, Final Amount, pH, etc.)		✓		✓	
4. TALS Reagent Tab is complete and correct and properly associated with QC samples. Confirm that reagent amounts are correct. If reagents are new verify that the correct COA has been attached to the source standard		✓		✓	
5. TALS QC Links Tab is correct		✓		✓	
6. TALS Sample Results Tab		✓			
a. All unused data are marked Rejected or Accepted		✓		✓	
b. Set status for samples based on QC and sample results info (i.e., set to primary analysis with passing QC or reject samples without passing QC or samples that are over-range.)		✓		✓	
c. Any data that has a qualifier is commented on with appropriate action taken		✓		✓	
7. TALS Batch Information Screen documentation is complete		✓		✓	
8. Historical Data Checker: Check historical data. Print charts for outliers. Take corrective action as is appropriate		✓		✓	
9. TALS Status set to appropriate review level		✓		✓	
E. Final Report and NCMs (2nd level review only)					
1. Were all job/project requirements met?				✓	
2. Results for samples and QC correct on final report?				✓	
3. Are all necessary scanned documents in TALS?				✓	
4. NCMs reviewed for applicability, correct references to batches, grammar/typographical errors?				✓	

Comments: CMS 5/18/16

2nd Reviewer: Caitlyn M Lowe **Review Date:** 5/19/16

GENERAL CHEMISTRY BATCH WORKSHEET

Lab Name: TestAmerica Denver Job No.: 320-18794-1

SDG No.:

Batch Number: 326066 Batch Start Date: 05/18/16 16:12 Batch Analyst: Jewell, Connie C

Batch Method: 9060 Batch End Date:

Lab Sample ID	Client Sample ID	Method Chain	Basis	FinalAmount	TOC ICV Std 00029	TOC LCS Std 00032			
ICV 280-326066/1		9060		50 mL	1 mL				
LCS 280-326066/3		9060		200 mL		5 mL			
CCV 280-326066/15		9060		200 mL		5 mL			
CCV 280-326066/27		9060		200 mL		5 mL			

Batch Notes	
Sulfuric Acid ID	H2SO4_00154, 0.2%H2SO4_00247
Pipette ID	wc5000n, wc1000cj

Basis	Basis Description

The pound sign (#) in the amount added field denotes that the reagent was used undiluted. All calculations are performed using the stated concentration for this reagent.

GENERAL CHEMISTRY BATCH WORKSHEET

Lab Name: TestAmerica Denver Job No.: 320-18794-1

SDG No.:

Batch Number: 326067 Batch Start Date: 05/18/16 16:12 Batch Analyst: Jewell, Connie C

Batch Method: 9060 Batch End Date:

Lab Sample ID	Client Sample ID	Method Chain	Basis	FinalAmount	TOC ICV Std 00029	TOC LCS Std 00032			
ICV 280-326067/1		9060		50 mL	1 mL				
LCS 280-326067/3		9060		200 mL		5 mL			
CCV 280-326067/15		9060		200 mL		5 mL			
CCV 280-326067/27		9060		200 mL		5 mL			

Batch Notes	
Sulfuric Acid ID	H2SO4_00154, 0.2%H2SO4_00247
Pipette ID	wc5000n, wc1000cj

Basis	Basis Description

The pound sign (#) in the amount added field denotes that the reagent was used undiluted. All calculations are performed using the stated concentration for this reagent.

GENERAL CHEMISTRY BATCH WORKSHEET

Lab Name: TestAmerica Denver Job No.: 320-18794-1

SDG No.:

Batch Number: 325537 Batch Start Date: 05/16/16 16:19 Batch Analyst: Cherry, Scott V

Batch Method: SM 2540D Batch End Date:

Lab Sample ID	Client Sample ID	Method Chain	Basis	FinalAmount	CrucibleID	TareWeight	InitialAmount	Weight1	Weight2
LCS 280-325537/1		SM 2540D		250 mL	B0607821 0.1085	0.1085 g	250 mL	0.1311 g	0.1310 g
MB 280-325537/2		SM 2540D		250 mL	B0607822 0.1086	0.1086 g	250 mL	0.1085 g	0.1085 g
320-18794-C-1	OF-INF01-0516	SM 2540D	T	250 mL	B0607839 0.1102	0.1102 g	250 mL	0.1135 g	0.1134 g

Lab Sample ID	Client Sample ID	Method Chain	Basis	Weight3	WeightOne%Diff	Residue	Residue2	ResDishWt	DishWeight
LCS 280-325537/1		SM 2540D		0 g	PASS <0.5mg	0.0226 g	0.0225 g	0.131 g	0.1085 g
MB 280-325537/2		SM 2540D		0 g	PASS <0.5mg	-0.0001 g	-0.0001 g	0.1085 g	0.1086 g
320-18794-C-1	OF-INF01-0516	SM 2540D	T	0 g	PASS <0.5mg	0.0033 g	0.0032 g	0.1134 g	0.1102 g

Lab Sample ID	Client Sample ID	Method Chain	Basis	TSS Daily STD 00456					
LCS 280-325537/1		SM 2540D		250 mL					
MB 280-325537/2		SM 2540D							
320-18794-C-1	OF-INF01-0516	SM 2540D	T						

The pound sign (#) in the amount added field denotes that the reagent was used undiluted. All calculations are performed using the stated concentration for this reagent.

GENERAL CHEMISTRY BATCH WORKSHEET

Lab Name: TestAmerica Denver Job No.: 320-18794-1

SDG No.:

Batch Number: 325537 Batch Start Date: 05/16/16 16:19 Batch Analyst: Cherry, Scott V

Batch Method: SM 2540D Batch End Date:

Batch Notes	
Balance ID	2485070
Constant Weight (WT2) Date/Time In	05/16/16 2120 svc
Constant Weight (WT2) Date/Time Out	05/17/16 1527 svc
Constant Weight (WT2) Temp In	104 Celsius
Constant Weight (WT2) Temp Out	104 Celsius
Uncorrected CW (Wt2) Temp In	104 Celsius
Uncorrected CW (Wt2) Temp Out	104 Celsius
Corrected Temperature in Oven	104 Celsius
Corrected Temperature out of Oven	104 Celsius
Date/Time Samples placed in Oven	05/16/16 1744 svc
Date/Time Samples Removed from Oven	05/16/16 1902 svc
Filter Paper ID	7021723
Nominal Amount Used	250 mL
Oven ID	E
Pipette ID	5000ELJ
Perform Calculation (0=No, 1=Yes)	1
Thermometer ID	1354
Uncorrected In Temperature	104 Celsius
Uncorrected Out Temperature	104 Celsius

Basis	Basis Description
T	Total/NA

The pound sign (#) in the amount added field denotes that the reagent was used undiluted. All calculations are performed using the stated concentration for this reagent.

Shipping and Receiving Documents

WE01

Chain of Custody Record

Temperature on Receipt 0.6 °C

Drinking Water? Yes ☐ No ☐

TestAmerica
THE LEADER IN ENVIRONMENTAL TESTING

TAL-4124 (1007)

Client	Project Manager	Date	Chain of Custody Number
CH2M Hill	Bill Friedman		286053
Address	**Telephone Number (Area Code)/Fax Number**	**Lab Number**	**Page** 1 of 1
5701 Cleveland St Suite 200	757-671-6232		
City / **State** / **Zip Code**	**Site Contact**	**Lab Contact**	
Virginia Beach / VA / 23462			
Project Name and Location (State)	**Carrier/Waybill Number**		
Fentress PFC Sampling WE01	FedEx		
Contract/Purchase Order/Quote No.			

Sample I.D. No. and Description (Containers for each sample may be combined on one line)	Date	Time	Matrix: Air	Aqueous	Sed.	Soil	Containers & Preservatives: Unpres	H2SO4	HNO3	HCl	NaOH	ZnAc/NaOH	Analysis: PFCs	TOC	DOC Field Filtered	Total Iron	Dissolved Iron NOT FILTERED	TSS
OF-INF01-0516	05/10/16	0955		X			3		2				2			1	1	1
OF-EFF01-0516		1006		X			2						2					
OF-CLTANK-0516		1048		X				2						1	1			
OF-FB78-0516	05/09/16	0900		X			2						2					
OF-RW78-0516		0905		X			2						2					
OF-RW78D-0516		0907		X			2						2					
OF-FB77-0516	05/10/16	1445		X			2						2					
OF-RW77-0516		1454		X			2						2					

320-18794 Chain of Custody

Special Instructions/ Conditions of Receipt

Possible Hazard Identification
☐ Non-Hazard ☐ Flammable ☐ Skin Irritant ☐ Poison B ☐ Unknown

Sample Disposal
☐ Return To Client ☐ Disposal By Lab ☐ Archive For _____ Months (A fee may be assessed if samples are retained longer than 1 month)

Turn Around Time Required
☐ 24 Hours ☐ 48 Hours ☐ 7 Days ☐ 14 Days ☐ 21 Days ☐ Other _____

QC Requirements (Specify)

1. Relinquished By	Date	Time	1. Received By	Date	Time
Kathryn Smith	05/10/16	1600	Thuc Van TAWS	5/11/16	930
2. Relinquished By	Date	Time	2. Received By	Date	Time
3. Relinquished By	Date	Time	3. Received By	Date	Time

Comments
Note: DOC field filtered for OF-CLTANK; Dissolved Iron NOT filtered for OF-INF01
1 bottle per metal bottle preserved ~~* Acid PFCs~~ ew 5-11-16

DISTRIBUTION: WHITE - Returned to Client with Report; CANARY - Stays with the Sample; PINK - Field Copy

Page 256 of 354
05/27/2016

TestAmerica Sacramento
880 Riverside Parkway
West Sacramento, CA 95605
Phone (916) 373-5600 Fax (916) 372-1059

Chain of Custody Record

TestAmerica

Client Information (Sub Contract Lab)	Sampler:	Lab PM: Turpen, Laura	Carrier Tracking No(s):	COC No: 320-67636.1
Client Contact: Shipping/Receiving	Phone:	E-Mail: laura.turpen@testamericainc.com		Page: Page 1 of 1
Company: TestAmerica Laboratories, Inc.				Job #: 320-18794-1
Address: 4955 Yarrow Street, ,	Due Date Requested: 5/22/2016			
City: Arvada	TAT Requested (days):			
State, Zip: CO, 80002				
Phone: 303-736-0100(Tel) 303-431-7171(Fax)	PO #:			
Email:	WO #:			
Project Name: NAS Oceana, VA - 9000 CTO-WE01	Project #: 28015183			
Site:	SSOW#:			

Analysis Requested

Preservation Codes:

A - HCL	M - Hexane
B - NaOH	N - None
C - Zn Acetate	O - AsNaO2
D - Nitric Acid	P - Na2O4S
E - NaHSO4	Q - Na2SO3
F - MeOH	R - Na2S2O3
G - Amchlor	S - H2SO4
H - Ascorbic Acid	T - TSP Dodecahydrate
I - Ice	U - Acetone
J - DI Water	V - MCAA
K - EDTA	W - ph 4-5
L - EDA	Z - other (specify)

Other:

Sample Identification - Client ID (Lab ID)	Sample Date	Sample Time	Sample Type (C=comp, G=grab)	Matrix (W=water, S=solid, O=waste/oil, BT=Tissue, A=Air)	Field Filtered Sample (Yes or No)	Perform MS/MSD (Yes or No)	2540D	6010C_DOD5/3010A Iron	6010C_DOD5/FILTRATION Dissolved Iron - lab filter	9060/ (MOD) Inorganic Carbon in Quadruplicate	9060_Diss/FIELD_FLTRD (MOD) Diss Inorganic Carbon in Quadrupli	Total Number of containers	Special Instructions/Note:
			Preservation Code:										
OF-INF01-0516 (320-18794-1)	5/10/16	09:55 Pacific		Water			X	X	X			3	Q5
OF-CLTANK-0516 (320-18794-3)	5/10/16	10:48 Pacific		Water						X	X	2	

Possible Hazard Identification
Unconfirmed

Sample Disposal (A fee may be assessed if samples are retained longer than 1 month)
☐ *Return To Client* ☐ *Disposal By Lab* ☐ *Archive For* _____ *Months*

Deliverable Requested: I, II, III, IV, Other (specify)

Special Instructions/QC Requirements:

Empty Kit Relinquished by:	Date:	Time:	Method of Shipment:

Relinquished by:	Date/Time:	Company	Received by:	Date/Time:	Company
[signature]	5-12-16 1600	Jaw S	Mayra A Soto	5/13/16 950	

Custody Seals Intact: Δ Yes Δ No	Custody Seal No.:	Cooler Temperature(s) °C and Other Remarks: Transferbymo 2.2 IR5 -0.1

05/27/2016

Login Sample Receipt Checklist

Client: CH2M Hill Constructors, Inc.

Job Number: 320-18794-1

Login Number: 18794
List Number: 1
Creator: Hytrek, Cheryl

List Source: TestAmerica Sacramento

Question	Answer	Comment
Radioactivity wasn't checked or is </= background as measured by a survey meter.	True	
The cooler's custody seal, if present, is intact.	True	
Sample custody seals, if present, are intact.	N/A	
The cooler or samples do not appear to have been compromised or tampered with.	True	
Samples were received on ice.	True	
Cooler Temperature is acceptable.	True	
Cooler Temperature is recorded.	True	
COC is present.	True	
COC is filled out in ink and legible.	True	
COC is filled out with all pertinent information.	True	
Is the Field Sampler's name present on COC?	N/A	
There are no discrepancies between the containers received and the COC.	True	
Samples are received within Holding Time (excluding tests with immediate HTs)	True	
Sample containers have legible labels.	True	
Containers are not broken or leaking.	True	
Sample collection date/times are provided.	True	
Appropriate sample containers are used.	False	Improper containers received.
Sample bottles are completely filled.	True	
Sample Preservation Verified.	N/A	
There is sufficient vol. for all requested analyses, incl. any requested MS/MSDs	True	
Containers requiring zero headspace have no headspace or bubble is <6mm (1/4").	True	
Multiphasic samples are not present.	True	
Samples do not require splitting or compositing.	True	
Residual Chlorine Checked.	N/A	

Login Sample Receipt Checklist

Client: CH2M Hill Constructors, Inc.

Job Number: 320-18794-1

Login Number: 18794
List Number: 2
Creator: Soto, Mayra A

List Source: TestAmerica Denver
List Creation: 05/13/16 05:05 PM

Question	Answer	Comment
Radioactivity wasn't checked or is </= background as measured by a survey meter.	N/A	
The cooler's custody seal, if present, is intact.	True	
Sample custody seals, if present, are intact.	True	
The cooler or samples do not appear to have been compromised or tampered with.	True	
Samples were received on ice.	True	
Cooler Temperature is acceptable.	True	
Cooler Temperature is recorded.	True	
COC is present.	True	
COC is filled out in ink and legible.	True	
COC is filled out with all pertinent information.	True	
Is the Field Sampler's name present on COC?	False	Received project as a subcontract.
There are no discrepancies between the containers received and the COC.	True	
Samples are received within Holding Time (excluding tests with immediate HTs)	True	
Sample containers have legible labels.	True	
Containers are not broken or leaking.	True	
Sample collection date/times are provided.	True	
Appropriate sample containers are used.	True	
Sample bottles are completely filled.	True	
Sample Preservation Verified.	True	
There is sufficient vol. for all requested analyses, incl. any requested MS/MSDs	True	
Containers requiring zero headspace have no headspace or bubble is <6mm (1/4").	N/A	
Multiphasic samples are not present.	True	
Samples do not require splitting or compositing.	True	
Residual Chlorine Checked.	N/A	

Login Sample Receipt Checklist

Client: CH2M Hill Constructors, Inc.

Job Number: 320-18794-1

Login Number: 18794
List Number: 3
Creator: Soto, Mayra A

List Source: TestAmerica Denver
List Creation: 05/13/16 05:16 PM

Question	Answer	Comment
Radioactivity wasn't checked or is </= background as measured by a survey meter.	N/A	
The cooler's custody seal, if present, is intact.	True	
Sample custody seals, if present, are intact.	True	
The cooler or samples do not appear to have been compromised or tampered with.	True	
Samples were received on ice.	True	
Cooler Temperature is acceptable.	True	
Cooler Temperature is recorded.	True	
COC is present.	True	
COC is filled out in ink and legible.	True	
COC is filled out with all pertinent information.	True	
Is the Field Sampler's name present on COC?	False	Received project as a subcontract.
There are no discrepancies between the containers received and the COC.	True	
Samples are received within Holding Time (excluding tests with immediate HTs)	True	
Sample containers have legible labels.	True	
Containers are not broken or leaking.	True	
Sample collection date/times are provided.	True	
Appropriate sample containers are used.	True	
Sample bottles are completely filled.	True	
Sample Preservation Verified.	True	
There is sufficient vol. for all requested analyses, incl. any requested MS/MSDs	True	
Containers requiring zero headspace have no headspace or bubble is <6mm (1/4").	N/A	
Multiphasic samples are not present.	True	
Samples do not require splitting or compositing.	True	
Residual Chlorine Checked.	N/A	

Contract_ID	SIO_STN_Number	Phase	IsolationId_ID	Sample_Name	OSIM_Code	Analysis_Group	Analytical_Method	FRC_Code	Lab_Code	Lab_Name	Leachate_Method	Sample_Basis	Extraction_Method	Result_Type	Lab_QC_Type	Sample_Medium	QC_Level	Date/Time_Collected	Date_Received	Leachate_Date	Leachate_Time	Extraction_Date	Extraction_Time	Analysis_Date	Analysis_Time	Lab_Sample_ID	Dilution	Run_Number	Percent_Moisture	Percent_Lipid	Chem_Name	Analyte_ID	Analyte_Value	Original_Analyte_Value	Result_Units	Lab_Qualifier	Validator_Qualifier	QC_Criteria_Type	Analysis_Result_Type	Result_Narrative	QC_Control_Limit_Code	QC_Accuracy_Upper	QC_Accuracy_Lower	Quoted_Limit_Date	QC_Narrative	MDL	Detection_Limit	QAM_Version	DL	LOD	LOQ	Analysis_Batch	Validator_Name	Val_Date
NAUTI0SIO0000	W001		OCEANA_NAS	OP-R4H4-0116	NONE	SVOA	TAMS_WLS-0005	SVOA	TAMS	Test America	NONE	NA	SW8181	SSD	NSS	W		05/09/2016 09:12	05/06/2016			20160509	16:04:00	20160525	01:29:00	105-18750-1	1	1			Perfluorohexanesulfonic acid (PFHxS)	355-46-4	0.016	0.016	ng/L			PB	TRG				00000000			0.0024	1.0	0.00075	0.0024	0.0024	105-18750-1	105-111160	
NAUTI0SIO0000	W001		OCEANA_NAS	OP-R4H4-0116	NONE	SVOA	TAMS_WLS-0005	SVOA	TAMS	Test America	NONE	NA	SW8181	SSD	NSS	W		05/09/2016 09:12	05/06/2016			20160509	16:04:00	20160525	01:29:00	105-18750-1	1	1			Perfluorooctanoic acid (PFOA)	335-67-1	0.36	0.36	ng/L		M	PB	TRG				00000000			0.0024	1.0	0.00075	0.0024	0.0024	105-18750-1	105-111160	
NAUTI0SIO0000	W001		OCEANA_NAS	OP-R4H4-0116	NONE	SVOA	TAMS_WLS-0005	SVOA	TAMS	Test America	NONE	NA	SW8181	SSD	NSS	W		05/09/2016 09:12	05/06/2016			20160509	16:04:00	20160525	01:29:00	105-18750-1	1	1			Perfluorooctanesulfonic acid (PFOS)	1763-23-1	0.014	0.014	ng/L			PB	TRG				00000000			0.0024	1.0	0.00086	0.0024	0.0024	105-18750-1	105-111160	
NAUTI0SIO0000	W001		OCEANA_NAS	OP-R4H4-0116	NONE	SVOA	TAMS_WLS-0005	SVOA	TAMS	Test America	NONE	NA	SW8181	SSD	NSS	W		05/09/2016 09:12	05/06/2016			20160509	16:04:00	20160525	01:29:00	105-18750-1	1	1			Perfluorohexanesulfonic acid (PFHxS)	355-46-4	0.32	0.32	ng/L		Y2	PB	TRG				00000000			0.0024	1.0	0.00082	0.0024	0.0024	105-18750-1	105-111160	
NAUTI0SIO0000	W001		OCEANA_NAS	OP-R4H4-0116	NONE	SVOA	TAMS_WLS-0005	SVOA	TAMS	Test America	NONE	NA	SW8181	SSD	NSS	W		05/09/2016 09:12	05/06/2016			20160509	16:04:00	20160525	01:29:00	105-18750-1	1	1			1802 PFAS	1802 PFAS	NA			PT_ISC			PB	SUMI				00000000							105-18750-1	105-111160	
NAUTI0SIO0000	W001		OCEANA_NAS	OP-R4H4-0116	NONE	SVOA	TAMS_WLS-0005	SVOA	TAMS	Test America	NONE	NA	SW8181	SSD	NSS	W		05/09/2016 09:12	05/06/2016			20160509	16:04:00	20160525	01:29:00	105-18750-1	1	1			1363 PFAA	1363 PFAA	NA			PT_ISC			PB	SUMI				00000000							105-18750-1	105-111160	
NAUTI0SIO0000	W001		OCEANA_NAS	OP-R4H4-0116	NONE	SVOA	TAMS_WLS-0005	SVOA	TAMS	Test America	NONE	NA	SW8181	SSD	NSS	W		05/09/2016 09:12	05/06/2016			20160509	16:04:00	20160525	01:29:00	105-18750-1	1	1			1414 PFAA	1414 PFAA	NA			PT_ISC			PB	SUMI				00000000							105-18750-1	105-111160	
NAUTI0SIO0000	W001		OCEANA_NAS	OP-R4H4-0116	NONE	SVOA	TAMS_WLS-0005	SVOA	TAMS	Test America	NONE	NA	SW8181	DLI	NSS	W		05/09/2016 09:12	05/06/2016			20160509	16:04:00	20160526	12:24:00	105-18750-1	20	2			Perfluorooctane Sulfonate (PFOS)	1763-23-1	0.80	0.80	ng/L		D M Q	PB	TRG				00000000		0.375	0.5	1.0	0.214	0.556	0.375	105-18750-1	105-111160	
NAUTI0SIO0000	W001		OCEANA_NAS	NM-100-180926/S-A	NONE	SVOA	TAMS_WLS-0005	SVOA	TAMS	Test America	NONE	NA	SW8181	SSD	LBS	W		05/09/2016 09:00	05/06/2016			20160509	16:04:00	20160525	01:51:00	105-18750-2	1	1			Perfluorooctanoic acid (PFOA)	335-67-1	0.0035	0.0035	ng/L		U	PT_ISC			PB	TRG				00000000			0.0024	1.0	0.00077	0.0024	0.0024	105-18750-2	105-111160	
NAUTI0SIO0000	W001		OCEANA_NAS	NM-100-180926/S-A	NONE	SVOA	TAMS_WLS-0005	SVOA	TAMS	Test America	NONE	NA	SW8181	SSD	LBS	W		05/09/2016 09:00	05/06/2016			20160509	16:04:00	20160525	01:51:00	105-18750-2	1	1			Perfluorohexanesulfonic acid (PFHxS)	355-46-4	0.0018	0.0018	ng/L		U	PT_ISC			PB	TRG				00000000			0.0024	1.0	0.00082	0.0024	0.0024	105-18750-2	105-111160	
NAUTI0SIO0000	W001		OCEANA_NAS	OP-R4H4-0116	NONE	SVOA	TAMS_WLS-0005	SVOA	TAMS	Test America	NONE	NA	SW8181	SSD	NSS	W		05/09/2016 09:00	05/06/2016			20160509	16:04:00	20160525	01:51:00	105-18750-2	1	1			Perfluorooctanoic acid (PFOA)	335-67-1	0.0019	0.0019	ng/L		U	PT_ISC			PB	TRG				00000000			0.0024	1.0	0.00077	0.0024	0.0024	105-18750-2	105-111160	
NAUTI0SIO0000	W001		OCEANA_NAS	OP-R4H4-0116	NONE	SVOA	TAMS_WLS-0005	SVOA	TAMS	Test America	NONE	NA	SW8181	SSD	NSS	W		05/09/2016 09:00	05/06/2016			20160509	16:04:00	20160525	01:51:00	105-18750-2	1	1			Perfluorohexanesulfonic acid (PFHxS)	355-46-4	0.0018	0.0018	ng/L		U	PT_ISC			PB	TRG				00000000			0.0024	1.0	0.00086	0.0024	0.0024	105-18750-2	105-111160	
NAUTI0SIO0000	W001		OCEANA_NAS	OP-R4H4-0116	NONE	SVOA	TAMS_WLS-0005	SVOA	TAMS	Test America	NONE	NA	SW8181	SSD	NSS	W		05/09/2016 09:00	05/06/2016			20160509	16:04:00	20160525	01:51:00	105-18750-2	1	1			Perfluorooctanesulfonic acid (PFOS)	1763-23-1	0.0167	0.0167	ng/L		J M Q	PB	TRG				00000000		0.0012	0.0024	1.0	0.0012	0.0028	0.0024	105-18750-2	105-111160	
NAUTI0SIO0000	W001		OCEANA_NAS	OP-R4H4-0116	NONE	SVOA	TAMS_WLS-0005	SVOA	TAMS	Test America	NONE	NA	SW8181	SSD	NSS	W		05/09/2016 09:00	05/06/2016			20160509	16:04:00	20160525	01:51:00	105-18750-2	1	1			1802 PFAS	1802 PFAS	NA			PT_ISC			PB	SUMI				00000000							105-18750-2	105-111160	
NAUTI0SIO0000	W001		OCEANA_NAS	OP-R4H4-0116	NONE	SVOA	TAMS_WLS-0005	SVOA	TAMS	Test America	NONE	NA	SW8181	SSD	NSS	W		05/09/2016 09:00	05/06/2016			20160509	16:04:00	20160525	01:51:00	105-18750-2	1	1			1414 PFAA	1414 PFAA	NA			PT_ISC			PB	SUMI				00000000							105-18750-2	105-111160	
NAUTI0SIO0000	W001		OCEANA_NAS	OP-R4H4-0116	NONE	SVOA	TAMS_WLS-0005	SVOA	TAMS	Test America	NONE	NA	SW8181	SSD	NSS	W		05/09/2016 09:00	05/06/2016			20160509	16:04:00	20160525	01:51:00	105-18750-2	1	1			1363 PFAA	1363 PFAA	NA			PT_ISC			PB	SUMI				00000000							105-18750-2	105-111160	
NAUTI0SIO0000	W001		OCEANA_NAS	OP-R4H4-0116	NONE	SVOA	TAMS_WLS-0005	SVOA	TAMS	Test America	NONE	NA	SW8181	SSD	NSS	W		05/09/2016 09:00	05/06/2016			20160509	16:04:00	20160525	01:51:00	105-18750-2	1	1			1414 PFAA	1414 PFAA	NA			PT_ISC			PB	SUMI				00000000							105-18750-2	105-111160	
NAUTI0SIO0000	W001		OCEANA_NAS	OP-R4H4-0116	NONE	SVOA	TAMS_WLS-0005	SVOA	TAMS	Test America	NONE	NA	SW8181	SSD	NSS	W		05/09/2016 09:00	05/06/2016			20160509	16:04:00	20160525	01:51:00	105-18750-2	1	1			1802 PFAS	1802 PFAS	NA			PT_ISC			PB	SUMI				00000000							105-18750-2	105-111160	
NAUTI0SIO0000	W001		OCEANA_NAS	OP-R4H4-0116	NONE	SVOA	TAMS_WLS-0005	SVOA	TAMS	Test America	NONE	NA	SW8181	SSD	NSS	W		05/09/2016 09:00	05/06/2016			20160509	16:04:00	20160525	01:51:00	105-18750-2	1	1			1414 PFAA	1414 PFAA	NA			PT_ISC			PB	SUMI				00000000							105-18750-2	105-111160	
NAUTI0SIO0000	W001		OCEANA_NAS	OP-R4H4-0116	NONE	SVOA	TAMS_WLS-0005	SVOA	TAMS	Test America	NONE	NA	SW8181	SSD	NSS	W		05/09/2016 09:00	05/06/2016			20160509	16:04:00	20160525	01:51:00	105-18750-2	1	1			1363 PFAA	1363 PFAA	NA			PT_ISC			PB	SUMI				00000000							105-18750-2	105-111160	
NAUTI0SIO0000	W001		OCEANA_NAS	OP-R4H4-0116	NONE	SVOA	TAMS_WLS-0005	SVOA	TAMS	Test America	NONE	NA	SW8181	SSD	NSS	W		05/09/2016 09:44	05/06/2016			20160509	16:04:00	20160525	02:02:00	105-18750-3	1	1			Perfluorohexanoic acid (PFHpA)	375-85-9	0.013	0.013	ng/L			PB	TRG				00000000		0.0079	0.0020	0.0024	0.0079	0.0020	0.0024	105-18750-3	105-111160	
NAUTI0SIO0000	W001		OCEANA_NAS	OP-R4H4-0116	NONE	SVOA	TAMS_WLS-0005	SVOA	TAMS	Test America	NONE	NA	SW8181	SSD	NSS	W		05/09/2016 09:44	05/06/2016			20160509	16:04:00	20160525	02:02:00	105-18750-3	1	1			Perfluorooctanoic acid (PFOA)	335-67-1	0.0019	0.0019	ng/L		U	PT_ISC			PB	TRG				00000000			0.0024	1.0	0.00077	0.0024	0.0024	105-18750-3	105-111160	
NAUTI0SIO0000	W001		OCEANA_NAS	OP-R4H4-0116	NONE	SVOA	TAMS_WLS-0005	SVOA	TAMS	Test America	NONE	NA	SW8181	SSD	NSS	W		05/09/2016 09:44	05/06/2016			20160509	16:04:00	20160525	02:02:00	105-18750-3	1	1			Perfluorohexanesulfonic acid (PFHxS)	355-46-4	0.0018	0.0018	ng/L		U	PT_ISC			PB	TRG				00000000			0.0024	1.0	0.00086	0.0024	0.0024	105-18750-3	105-111160	
NAUTI0SIO0000	W001		OCEANA_NAS	OP-R4H4-0116	NONE	SVOA	TAMS_WLS-0005	SVOA	TAMS	Test America	NONE	NA	SW8181	SSD	NSS	W		05/09/2016 09:44	05/06/2016			20160509	16:04:00	20160525	02:02:00	105-18750-3	1	1			Perfluorooctanoic acid (PFOA)	335-67-1	0.0019	0.0019	ng/L		U	PT_ISC			PB	TRG				00000000			0.0024	1.0	0.00077	0.0024	0.0024	105-18750-3	105-111160	
NAUTI0SIO0000	W001		OCEANA_NAS	OP-R4H4-0116	NONE	SVOA	TAMS_WLS-0005	SVOA	TAMS	Test America	NONE	NA	SW8181	SSD	NSS	W		05/09/2016 09:44	05/06/2016			20160509	16:04:00	20160525	02:02:00	105-18750-3	1	1			Perfluorooctanesulfonic acid (PFOS)	1763-23-1	0.016	0.016	ng/L			PB	TRG				00000000		0.0012	0.0024	1.0	0.0012	0.0028	0.0024	105-18750-3	105-111160	
NAUTI0SIO0000	W001		OCEANA_NAS	OP-R4H4-0116	NONE	SVOA	TAMS_WLS-0005	SVOA	TAMS	Test America	NONE	NA	SW8181	SSD	NSS	W		05/09/2016 09:44	05/06/2016			20160509	16:04:00	20160525	02:02:00	105-18750-3	1	1			1802 PFAS	1802 PFAS	NA			PT_ISC			PB	SUMI				00000000							105-18750-3	105-111160	
NAUTI0SIO0000	W001		OCEANA_NAS	OP-R4H4-0116	NONE	SVOA	TAMS_WLS-0005	SVOA	TAMS	Test America	NONE	NA	SW8181	SSD	NSS	W		05/09/2016 09:44	05/06/2016			20160509	16:04:00	20160525	02:02:00	105-18750-3	1	1			1414 PFAA	1414 PFAA	NA			PT_ISC			PB	SUMI				00000000							105-18750-3	105-111160	
NAUTI0SIO0000	W001		OCEANA_NAS	OP-R4H4-0116	NONE	SVOA	TAMS_WLS-0005	SVOA	TAMS	Test America	NONE	NA	SW8181	SSD	NSS	W		05/09/2016 09:44	05/06/2016			20160509	16:04:00	20160525	02:02:00	105-18750-3	1	1			1363 PFAA	1363 PFAA	NA			PT_ISC			PB	SUMI				00000000							105-18750-3	105-111160	
NAUTI0SIO0000	W001		OCEANA_NAS	OP-R4H4-0116	NONE	SVOA	TAMS_WLS-0005	SVOA	TAMS	Test America	NONE	NA	SW8181	SSD	NSS	W		05/09/2016 09:44	05/06/2016			20160509	16:04:00	20160525	02:02:00	105-18750-3	1	1			1802 PFAS	1802 PFAS	NA			PT_ISC			PB	SUMI				00000000							105-18750-3	105-111160	
NAUTI0SIO0000	W001		OCEANA_NAS	OP-R4H4-0116	NONE	SVOA	TAMS_WLS-0005	SVOA	TAMS	Test America	NONE	NA	SW8181	SSD	NSS	W		05/09/2016 09:44	05/06/2016			20160509	16:04:00	20160525	02:02:00	105-18750-3	1	1			1414 PFAA	1414 PFAA	NA			PT_ISC			PB	SUMI				00000000							105-18750-3	105-111160	
NAUTI0SIO0000	W001		OCEANA_NAS	OP-R4H4-0116	NONE	SVOA	TAMS_WLS-0005	SVOA	TAMS	Test America	NONE	NA	SW8181	SSD	NSS	W		05/09/2016 09:44	05/06/2016			20160509	16:04:00	20160525	02:02:00	105-18750-3	1	1			1363 PFAA	1363 PFAA	NA			PT_ISC			PB	SUMI				00000000							105-18750-3	105-111160	
NAUTI0SIO0000	W001		OCEANA_NAS	OP-R4H4-0116	NONE	SVOA	TAMS_WLS-0005	SVOA	TAMS	Test America	NONE	NA	SW8181	SSD	NSS	W		05/09/2016 09:32	05/06/2016			20160509	16:04:00	20160525	01:55:00	105-18750-4	1	1			Perfluorohexanoic acid (PFHpA)	375-85-9	0.0019	0.0019	ng/L		U	PT_ISC			PB	TRG				00000000			0.0024	1.0	0.00076	0.0024	0.0024	105-18750-4	105-111160	
NAUTI0SIO0000	W001		OCEANA_NAS	OP-R4H4-0116	NONE	SVOA	TAMS_WLS-0005	SVOA	TAMS	Test America	NONE	NA	SW8181	SSD	NSS	W		05/09/2016 09:32	05/06/2016			20160509	16:04:00	20160525	01:55:00	105-18750-4	1	1			Perfluorooctanoic acid (PFOA)	335-67-1	0.0019	0.0019	ng/L		U	PT_ISC			PB	TRG				00000000			0.0024	1.0	0.00077	0.0024	0.0024	105-18750-4	105-111160	
NAUTI0SIO0000	W001		OCEANA_NAS	OP-R4H4-0116	NONE	SVOA	TAMS_WLS-0005	SVOA	TAMS	Test America	NONE	NA	SW8181	SSD	NSS	W		05/09/2016 09:32	05/06/2016			20160509	16:04:00	20160525	01:55:00	105-18750-4	1	1			Perfluorohexanesulfonic acid (PFHxS)	355-46-4	0.0018	0.0018	ng/L		U	PT_ISC			PB	TRG				00000000			0.0024	1.0	0.00086	0.0024	0.0024	105-18750-4	105-111160	
NAUTI0SIO0000	W001		OCEANA_NAS	OP-R4H4-0116	NONE	SVOA	TAMS_WLS-0005	SVOA	TAMS	Test America	NONE	NA	SW8181	SSD	NSS	W		05/09/2016 09:32	05/06/2016			20160509	16:04:00	20160525	01:55:00	105-18750-4	1	1			Perfluorooctanesulfonic acid (PFOS)	1763-23-1	0.0114	0.0114	ng/L		J	PT_ISC			PB	TRG				00000000			0.0024	1.0	0.0012	0.0028	0.0024	105-18750-4	105-111160	
NAUTI0SIO0000	W001		OCEANA_NAS	OP-R4H4-0116	NONE	SVOA	TAMS_WLS-0005	SVOA	TAMS	Test America	NONE	NA	SW8181	SSD	NSS	W		05/09/2016 09:32	05/06/2016			20160509	16:04:00	20160525	01:55:00	105-18750-4	1	1			1802 PFAS	1802 PFAS	NA			PT_ISC			PB	SUMI				00000000							105-18750-4	105-111160	
NAUTI0SIO0000	W001		OCEANA_NAS	OP-R4H4-0116	NONE	SVOA	TAMS_WLS-0005	SVOA	TAMS	Test America	NONE	NA	SW8181	SSD	NSS	W		05/09/2016 09:32	05/06/2016			20160509	16:04:00	20160525	01:55:00	105-18750-4	1	1			1363 PFAA	1363 PFAA	NA			PT_ISC			PB	SUMI				00000000							105-18750-4	105-111160	
NAUTI0SIO0000	W001		OCEANA_NAS	OP-R4H4-0116	NONE	SVOA	TAMS_WLS-0005	SVOA	TAMS	Test America	NONE	NA	SW8181	SSD	NSS	W		05/09/2016 09:32	05/06/2016			20160509	16:04:00	20160525	01:55:00	105-18750-4	1	1			1414 PFAA	1414 PFAA	NA			PT_ISC			PB	SUMI				00000000							105-18750-4	105-111160	
NAUTI0SIO0000	W001		OCEANA_NAS	OP-R4H4-0116	NONE	SVOA	TAMS_WLS-0005	SVOA	TAMS	Test America	NONE	NA	SW8181	SSD	NSS	W		05/09/2016 09:32	05/06/2016			20160509	16:04:00	20160525	01:55:00	105-18750-4	1	1			1802 PFAS	1802 PFAS	NA			PT_ISC			PB	SUMI				00000000							105-18750-4	105-111160	
NAUTI0SIO0000	W001		OCEANA_NAS	OP-R4H4-0116	NONE	SVOA	TAMS_WLS-0005	SVOA	TAMS	Test America	NONE	NA	SW8181	SSD	NSS	W		05/09/2016 09:32	05/06/2016			20160509	16:04:00	20160525	01:55:00	105-18750-4	1	1			1414 PFAA	1414 PFAA	NA			PT_ISC			PB	SUMI				00000000							105-18750-4	105-111160	
NAUTI0SIO0000	W001		OCEANA_NAS	OP-R4H4-0116	NONE	SVOA	TAMS_WLS-0005	SVOA	TAMS	Test America	NONE	NA	SW8181	SSD	NSS	W		05/09/2016 09:32	05/06/2016			20160509	16:04:00	20160525	01:55:00	105-18750-4	1	1			1363 PFAA	1363 PFAA	NA			PT_ISC			PB	SUMI				00000000							105-18750-4	105-111160	
NAUTI0SIO0000	W001		OCEANA_NAS	OP-R4H4-0116	NONE	SVOA	TAMS_WLS-0005	SVOA	TAMS	Test America	NONE	NA	SW8181	SSD	NSS	W		05/09/2016 09:20	05/06/2016			20160509	16:04:00	20160525	01:49:00	105-18750-5	1	1			Perfluorohexanoic acid (PFHpA)	375-85-9	0.0019	0.0019	ng/L		U	PT_ISC			PB	TRG				00000000			0.0024	1.0	0.00076	0.0024	0.0024	105-18750-5	105-111160	
NAUTI0SIO0000	W001		OCEANA_NAS	OP-R4H4-0116	NONE	SVOA	TAMS_WLS-0005	SVOA	TAMS	Test America	NONE	NA	SW8181	SSD	NSS	W		05/09/2016 09:20	05/06/2016			20160509	16:04:00	20160525	01:49:00	105-18750-5	1	1			Perfluorooctanoic acid (PFOA)	335-67-1	0.0019	0.0019	ng/L		U	PT_ISC			PB	TRG				00000000			0.0024	1.0	0.00077	0.0024	0.0024	105-18750-5	105-111160	
NAUTI0SIO0000	W001		OCEANA_NAS	OP-R4H4-0116	NONE	SVOA	TAMS_WLS-0005	SVOA	TAMS	Test America	NONE	NA	SW8181	SSD	NSS	W		05/09/2016 09:20	05/06/2016			20160509	16:04:00	20160525	01:49:00	105-18750-5	1	1			Perfluorohexanesulfonic acid (PFHxS)	355-46-4	0.0067	0.0067	ng/L		M Q	PB	TRG				00000000		0.0012	0.0024	1.0	0.00082	0.0024	0.0024	105-18750-5	105-111160	
NAUTI0SIO0000	W001		OCEANA_NAS	OP-R4H4-0116	NONE	SVOA	TAMS_WLS-0005	SVOA	TAMS	Test America	NONE	NA	SW8181	SSD	NSS	W		05/09/2016 09:20	05/06/2016			20160509	16:04:00	20160525	01:49:00	105-18750-5	1	1			Perfluorooctanesulfonic acid (PFOS)	1763-23-1	0.0129	0.0129	ng/L		J	PT_ISC			PB	TRG				00000000			0.0024	1.0	0.0012	0.0028	0.0024	105-18750-5	105-111160	
NAUTI0SIO0000	W001		OCEANA_NAS	OP-R4H4-0116	NONE	SVOA	TAMS_WLS-0005	SVOA	TAMS	Test America	NONE	NA	SW8181	SSD	NSS	W		05/09/2016 09:20	05/06/2016			20160509	16:04:00	20160525	01:49:00	105-18750-5	1	1			1802 PFAS	1802 PFAS	NA			PT_ISC			PB	SUMI				00000000							105-18750-5	105-111160	
NAUTI0SIO0000	W001		OCEANA_NAS	OP-R4H4-0116	NONE	SVOA	TAMS_WLS-0005	SVOA	TAMS	Test America	NONE	NA	SW8181	SSD	NSS	W		05/09/2016 09:20	05/06/2016			20160509	16:04:00	20160525	01:49:00	105-18750-5	1	1			1363 PFAA	1363 PFAA	NA			PT_ISC			PB	SUMI				00000000							105-18750-5	105-111160	
NAUTI0SIO0000	W001		OCEANA_NAS	OP-R4H4-0116	NONE	SVOA	TAMS_WLS-0005	SVOA	TAMS	Test America	NONE	NA	SW8181	SSD	NSS	W		05/09/2016 09:20	05/06/2016			20160509	16:04:00	20160525	01:49:00	105-18750-5	1	1			1414 PFAA	1414 PFAA	NA			PT_ISC			PB	SUMI				00000000							105-18750-5	105-111160	
NAUTI0SIO0000	W001		OCEANA_NAS	OP-R4H4-0116	NONE	SVOA	TAMS_WLS-0005	SVOA	TAMS	Test America	NONE	NA	SW8181	SSD	NSS	W		05/09/2016 09:20	05/06/2016			20160509	16:04:00	20160525	01:49:00	105-18750-5	1	1			1363 PFAA	1363 PFAA	NA			PT_ISC			PB	SUMI				00000000							105-18750-5	105-111160	
NAUTI0SIO0000	W001		OCEANA_NAS	OP-R4H4-0116	NONE	SVOA	TAMS_WLS-0005	SVOA	TAMS	Test America	NONE	NA	SW8181	SSD	NSS	W		05/09/2016 09:20	05/06/2016			20160509	16:04:00	20160525	01:49:00	105-18750-5	1	1			1414 PFAA	1414 PFAA	NA			PT_ISC			PB	SUMI				00000000							105-18750-5	105-111160	
NAUTI0SIO0000	W001		OCEANA_NAS	OP-R4H4-0116	NONE	SVOA	TAMS_WLS-0005	SVOA	TAMS	Test America	NONE	NA	SW8181	SSD	NSS	W		05/09/2016 09:20	05/06/2016			20160509	16:04:00	20160525	01:49:00	105-18750-5	1	1			1363 PFAA	1363 PFAA	NA			PT_ISC			PB	SUMI				00000000							105-18750-5	105-111160	
NAUTI0SIO0000	W001		OCEANA_NAS	OP-R4H4-0116	NONE	SVOA	TAMS_WLS-0005	SVOA	TAMS	Test America	NONE	NA	SW8181	SSD	NSS	W		05/09/2016 09:08	05/06/2016			20160509	16:04:00	20160525	01:37:00	105-18750-6	1	1			Perfluorohexanoic acid (PFHpA)	375-85-9	0.0019	0.0019	ng/L		U	PT_ISC			PB	TRG				00000000			0.0024	1.0	0.00076	0.0024	0.0024	105-18750-6	105-111160	
NAUTI0SIO0000	W001		OCEANA_NAS	OP-R4H4-0116	NONE	SVOA	TAMS_WLS-0005	SVOA	TAMS	Test America	NONE	NA	SW8181	SSD	NSS	W		05/09/2016 09:08	05/06/2016			20160509	16:04:00	20160525	01:37:00	105-18750-6	1	1			Perfluorooctanoic acid (PFOA)	335-67-1	0.0019	0.0019	ng/L		U	PT_ISC			PB	TRG				00000000			0.0024	1.0	0.00077	0.0024	0.0024	105-18750-6	105-111160	
NAUTI0SIO0000	W001		OCEANA_NAS	OP-R4H4-0116	NONE	SVOA	TAMS_WLS-0005	SVOA	TAMS	Test America	NONE	NA	SW8181	SSD	NSS	W		05/09/2016 09:08	05/06/2016			20160509	16:04:00	20160525	01:37:00	105-18750-6	1	1			Perfluorohexanesulfonic acid (PFHxS)	355-46-4	0.0018	0.0018	ng/L		U	PT_ISC			PB	TRG				00000000			0.0024	1.0	0.00086	0.0024	0.0024	105-18750-6	105-111160	
NAUTI0SIO0000	W001		OCEANA_NAS	OP-R4H4-0116	NONE	SVOA	TAMS_WLS-0005	SVOA	TAMS	Test America	NONE	NA	SW8181	SSD	NSS	W		05/09/2016 09:08	05/06/2016			20160509	16:04:00	20160525	01:37:00	105-18750-6	1	1			Perfluorooctanesulfonic acid (PFOS)	1763-23-1	0.0167	0.0167	ng/L		J M Q	PB	TRG				00000000		0.0012	0.0024	1.0	0.0012	0.0028	0.0024	105-18750-6	105-111160	
NAUTI0SIO0000	W001		OCEANA_NAS	OP-R4H4-0116	NONE	SVOA	TAMS_WLS-0005	SVOA	TAMS	Test America	NONE	NA	SW8181	SSD	NSS	W		05/09/2016 09:08	05/06/2016			20160509	16:04:00	20160525	01:37:00	105-18750-6	1	1			1802 PFAS	1802 PFAS	NA			PT_ISC			PB	SUMI				00000000							105-18750-6	105-111160	
NAUTI0SIO0000	W001		OCEANA_NAS	OP-R4H4-0116	NONE	SVOA	TAMS_WLS-0005	SVOA	TAMS	Test America	NONE	NA	SW8181	SSD	NSS	W		05/09/2016 09:08	05/06/2016			20160509	16:04:00	20160525	01:37:00	105-18750-6	1	1			1414 PFAA	1414 PFAA	NA			PT_ISC			PB	SUMI				00000000							105-18750-6	105

Contract_ID	Inv_YSI_Number	Phase	IsolationId_ID	Sample_Name	OWM_Code	Analysis_Group	Analytical_Method	FBG_Code	Lab_Code	Lab_Name	Leachate_Method	Sample_Basis	Extraction_Method	Result_Type	Lab_ID_Type	Sample_Medium	QC_Level	Date/Time_Collected	Date_Received	Leachate_Date	Leachate_Time	Extraction_Date	Extraction_Time	Analysis_Date	Analysis_Time	Lab_Sample_ID	Dilution	Run_Number	Percent_Moisture	Percent_Lipid	Chem_Name	Analyte_ID	Analyte_Value	Original_Analyte_Value	Result_Units	Lab_Qualifier	Validator_Qualifier	QC_Criteria_Type	Analysis_Result_Type	Result_Narrative	QC_Control_Limit_Code	QC_Accuracy_Upper	QC_Accuracy_Lower	Control_Limit_Date	QC_Narrative	MDL	Detection_Limit	EMM_Version	EL	LOD	LOQ	Analysis_Batch	Validator_Name	Val_Date
NAUXTRIAD9000	WEEK		OCEANA_NAS	OP-FR70-0116	NONE	SVOA	TMS_WS-C-0015	SVOA	TAMER	Test America	NONE	NA	SW8310A	000	MAS	W	D	05/10/2016 09:51	05/11/2016			20160512	0050-00	20160526	12:46:00	320-18756-1	20	1			Iron	7439-89-6	5300		DIL_I		PR	SUMI		TRG				0000000			100	L		22	85	100	320-18756-1	280-104010	
NAUXTRIAD9000	WEEK		OCEANA_NAS	OP-FR70-0116	NONE	MATAL	6010C	MET	TAMER	Test America	NONE	NA	SW8310A	000	MAS	W	D	05/10/2016 09:51	05/11/2016			20160512	0050-00	20160526	12:46:00	320-18756-1	1	1			Iron	7439-89-6	5300		DIL_I		PR	SUMI		TRG				0000000			100	L		22	85	100	320-18756-1	280-104010	
NAUXTRIAD9000	WEEK		OCEANA_NAS	OP-FR70-0116	NONE	SVOA	TA_WS-C-0015	SVOA	TAMER	Test America	NONE	NA	SW8310A	000	MAS	W	D	05/10/2016 10:06	05/11/2016			20160512	0050-00	20160526	13:07:00	320-18756-2	20	1			Perfluorooctanesulfonic acid (PFOS)	1763-23-1	0.964		DIL_I	D	PR	TRG		TRG				0000000			0.021	0.098	0.098	320-18756-1	320-111190		
NAUXTRIAD9000	WEEK		OCEANA_NAS	OP-FR70-0116	NONE	SVOA	TA_WS-C-0015	SVOA	TAMER	Test America	NONE	NA	SW8310A	000	MAS	W	D	05/10/2016 10:06	05/11/2016			20160512	0050-00	20160526	13:07:00	320-18756-2	20	1			Perfluorooctanoic acid (PFOA)	335-67-1	0.7		DIL_I	D M	PR	TRG		TRG				0000000			0.014	0.098	0.098	320-18756-1	320-111190		
NAUXTRIAD9000	WEEK		OCEANA_NAS	OP-FR70-0116	NONE	SVOA	TA_WS-C-0015	SVOA	TAMER	Test America	NONE	NA	SW8310A	000	MAS	W	D	05/10/2016 10:06	05/11/2016			20160512	0050-00	20160526	13:07:00	320-18756-2	20	1			Perfluorohexanesulfonic acid (PFHxS)	355-46-4	0.098		DIL_I	D	PR	TRG		TRG				0000000			0.012	0.098	0.098	320-18756-1	320-111190		
NAUXTRIAD9000	WEEK		OCEANA_NAS	OP-FR70-0116	NONE	SVOA	TA_WS-C-0015	SVOA	TAMER	Test America	NONE	NA	SW8310A	000	MAS	W	D	05/10/2016 10:06	05/11/2016			20160512	0050-00	20160526	13:07:00	320-18756-2	20	1			Perfluorononanoic acid (PFNA)	375-95-1	0.031		DIL_I	D	PR	TRG		TRG				0000000			0.009	0.098	0.098	320-18756-1	320-111190		
NAUXTRIAD9000	WEEK		OCEANA_NAS	OP-FR70-0116	NONE	SVOA	TA_WS-C-0015	SVOA	TAMER	Test America	NONE	NA	SW8310A	000	MAS	W	D	05/10/2016 10:06	05/11/2016			20160512	0050-00	20160526	13:07:00	320-18756-2	20	1			Perfluorooctanesulfonic acid (PFOS)	1763-23-1	1.2		DIL_I	D B M	PR	TRG		TRG				0000000			0.014	0.057	0.076	320-18756-1	320-111190		
NAUXTRIAD9000	WEEK		OCEANA_NAS	OP-TRMTS40-0116	NONE	SVOA	TA_WS-C-0015	SVOA	TAMER	Test America	NONE	NA	SW8310A	000	MAS	W	D	05/10/2016 11:50	05/11/2016			20160512	0050-00	20160526	18:11:00	320-18756-3	10	1			Perfluorooctanesulfonic acid (PFOS)	1763-23-1	0.075		DIL_I	D	PR	TRG		TRG				0000000			0.014	0.057	0.076	320-18756-1	320-111190		
NAUXTRIAD9000	WEEK		OCEANA_NAS	OP-TRMTS40-0116	NONE	SVOA	TA_WS-C-0015	SVOA	TAMER	Test America	NONE	NA	SW8270C	000	MAS	W	D	05/10/2016 11:50	05/11/2016			20160512	0050-00	20160526	18:11:00	320-18756-3	10	1			1802 PFHxS	1802 PFHxS	166		PCT_ISC	CL		SUMI		SUM		150	25		0000000				L					320-18756-1	320-111190		
NAUXTRIAD9000	WEEK		OCEANA_NAS	OP-TRMTS40-0116	NONE	SVOA	TA_WS-C-0015	SVOA	TAMER	Test America	NONE	NA	SW8270C	000	MAS	W	D	05/10/2016 11:50	05/11/2016			20160512	0050-00	20160526	18:11:00	320-18756-3	10	1			13C4 PFOS	13C4 PFOS	55		PCT_ISC	CL		SUMI		SUM		150	25		0000000				L					320-18756-1	320-111190		
NAUXTRIAD9000	WEEK		OCEANA_NAS	OP-TRMTS40-0116	NONE	SVOA	TA_WS-C-0015	SVOA	TAMER	Test America	NONE	NA	SW8310A	000	MAS	W	D	05/10/2016 11:50	05/11/2016			20160512	0050-00	20160526	18:11:00	320-18756-3	10	1			Perfluorooctanesulfonic acid (PFOS)	1763-23-1	1.2		DIL_I	D B M	PR	TRG		TRG				0000000			0.014	0.057	0.076	320-18756-1	320-111190		
NAUXTRIAD9000	WEEK		OCEANA_NAS	OP-TRMTS40-0116	NONE	SVOA	TA_WS-C-0015	SVOA	TAMER	Test America	NONE	NA	SW8270C	000	MAS	W	D	05/10/2016 11:50	05/11/2016			20160512	0050-00	20160526	18:11:00	320-18756-3	10	1			1802 PFHxS	1802 PFHxS	166		PCT_ISC	CL		SUMI		SUM		150	25		0000000				L					320-18756-1	320-111190		
NAUXTRIAD9000	WEEK		OCEANA_NAS	OP-TRMTS40-0116	NONE	SVOA	TA_WS-C-0015	SVOA	TAMER	Test America	NONE	NA	SW8270C	000	MAS	W	D	05/10/2016 11:50	05/11/2016			20160512	0050-00	20160526	18:11:00	320-18756-3	10	1			13C4 PFOS	13C4 PFOS	55		PCT_ISC	CL		SUMI		SUM		150	25		0000000				L					320-18756-1	320-111190		
NAUXTRIAD9000	WEEK		OCEANA_NAS	OP-FR70-0116	NONE	SVOA	TA_WS-C-0015	SVOA	TAMER	Test America	NONE	NA	SW8310A	000	MAS	W	D	05/10/2016 10:06	05/11/2016			20160512	0050-00	20160526	13:07:00	320-18756-2	20	1			Perfluorooctanesulfonic acid (PFOS)	1763-23-1	1.2		DIL_I	D B M	PR	TRG		TRG				0000000			0.014	0.057	0.076	320-18756-1	320-111190		
NAUXTRIAD9000	WEEK		OCEANA_NAS	OP-FR70-0116	NONE	SVOA	TA_WS-C-0015	SVOA	TAMER	Test America	NONE	NA	SW8270C	000	MAS	W	D	05/10/2016 10:06	05/11/2016			20160512	0050-00	20160526	13:07:00	320-18756-2	20	1			1802 PFHxS	1802 PFHxS	166		PCT_ISC	CL		SUMI		SUM		150	25		0000000				L					320-18756-1	320-111190		
NAUXTRIAD9000	WEEK		OCEANA_NAS	OP-FR70-0116	NONE	SVOA	TA_WS-C-0015	SVOA	TAMER	Test America	NONE	NA	SW8270C	000	MAS	W	D	05/10/2016 10:06	05/11/2016			20160512	0050-00	20160526	13:07:00	320-18756-2	20	1			13C4 PFOS	13C4 PFOS	55		PCT_ISC	CL		SUMI		SUM		150	25		0000000				L					320-18756-1	320-111190		
NAUXTRIAD9000	WEEK		OCEANA_NAS	OP-CLTHW-0116	NONE	MCHEM	9060	PCHAR	TAMER	Test America	NONE	NA	NONE	000	MAS	W	D	05/10/2016 10:48	05/11/2016			20160518	0100-00	20160526	21:55:59	320-18756-3	2	1			Total organic carbon (TOC)	TOC	51		NPL_I		PR	TRG		TRG				0000000			0.31	1.0	2.0	320-18756-1	280-106566		
NAUXTRIAD9000	WEEK		OCEANA_NAS	OP-CLTHW-0116	NONE	MCHEM	9060	PCHAR	TAMER	Test America	NONE	NA	NONE	000	MAS	W	D	05/10/2016 10:48	05/11/2016			20160518	0100-00	20160526	21:55:59	320-18756-3	2	1			Total organic carbon (TOC)	TOC	51		NPL_I		PR	TRG		TRG				0000000			0.31	1.0	2.0	320-18756-1	280-106566		
NAUXTRIAD9000	WEEK		OCEANA_NAS	OP-CLTHW-0116	NONE	MCHEM	9060	PCHAR	TAMER	Test America	NONE	NA	NONE	000	MAS	W	D	05/10/2016 10:48	05/11/2016			20160518	0100-00	20160526	21:55:59	320-18756-3	2	1			Total organic carbon (TOC)	TOC	50		NPL_I		PR	TRG		TRG				0000000			0.31	1.0	2.0	320-18756-1	280-106566		
NAUXTRIAD9000	WEEK		OCEANA_NAS	OP-CLTHW-0116	NONE	MCHEM	9060	PCHAR	TAMER	Test America	NONE	NA	NONE	000	MAS	W	D	05/10/2016 10:48	05/11/2016			20160518	0100-00	20160526	21:55:59	320-18756-3	2	1			Total organic carbon (TOC)	TOC	50		NPL_I		PR	TRG		TRG				0000000			0.31	1.0	2.0	320-18756-1	280-106566		
NAUXTRIAD9000	WEEK		OCEANA_NAS	OP-CLTHW-0116	FILT	FWCHEM	9060	PCHAR	TAMER	Test America	NONE	FF	NONE	000	MAS	W	D	05/10/2016 10:48	05/11/2016			20160518	0100-00	20160526	21:23:43	320-18756-3	2	1			Dissolved organic carbon	DOC	29		NPL_I		PR	TRG		TRG				0000000			0.31	1.0	2.0	320-18756-1	280-106567

Contract_ID	Sol_ITN_Number	Phase	Installation_ID	Sample_Name	OWM_Code	Analyte_Group	Analytical_Method	PBS_Code	Lab_Code	Lab_Name	Leachate_Method	Sample_Basis	Extraction_Method	Result_Type	Lab_QC_Type	Sample_Medium	QC_Level	Waterflow_Collected	Date_Received	Leachate_Date	Leachate_Time	Extraction_Date	Extraction_Time	Analysis_Date	Analysis_Time	Lab_Sample_ID	Dilution	Run_Number	Percent_Moisture	Percent_Lipid	Chem_Name	Analyte_ID	Analyte_Value	Original_Analyte_Value	Result_Units	Lab_Qualifier	Validator_Qualifier	QC_Criteria_Type	Analysis_Result_Type	Result_Narrative	QC_Control_Limit_Code	QC_Accuracy_Upper	QC_Accuracy_Lower	Quoted_Limit_Data	QC_Narrative	MDL	Detection_Limit	EDM_Version	DL	LOD	LOQ	Sample_Batch	Validator_Name	Val_Date
NAUTH20439000	W691		OCEANA_NAS	OP-FB80-0516	NONE	SVOA	TA_WS-LC-MS/MS	SVOA	TAMER	Test America	NONE	NA	SWB301	000	MDL	W	O	05/16/2016 08:15	05/17/2016		20160520	11:05:00	20160527	22:21:00	320-18918-2	1	1			Perfluorohexanesulfonic acid (PFHxS)	355-46-4	0.01		ug/L	M		PB	TRG			00000000		N	0.00686	0.0034	0.0034	320-18918-1	320-111733	
NAUTH20439000	W691		OCEANA_NAS	OP-FB80-0516	NONE	SVOA	TA_WS-LC-MS/MS	SVOA	TAMER	Test America	NONE	NA	SWB301	000	MDL	W	O	05/16/2016 08:15	05/17/2016		20160520	11:05:00	20160527	22:21:00	320-18918-2	1	1			Perfluorooctane Sulfonate (PFOS)	1763-23-1	0.0019		ug/L	M		PB	TRG			00000000		N	0.0012	0.0019	0.0019	320-18918-1	320-111733	
NAUTH20439000	W691		OCEANA_NAS	OP-FB80-0516	NONE	SVOA	TA_WS-LC-MS/MS	SVOA	TAMER	Test America	NONE	NA	SWB301	000	MDL	W	O	05/16/2016 08:15	05/17/2016		20160520	11:05:00	20160527	22:21:00	320-18918-2	1	1			1,4-Dioxane	123-91-1	0.5		ug/L	U		PB	TRG		S10A	150	25	00000000		N	0.0686	0.034	0.034	320-18918-1	320-111733	
NAUTH20439000	W691		OCEANA_NAS	OP-FB80-0516	NONE	SVOA	TA_WS-LC-MS/MS	SVOA	TAMER	Test America	NONE	NA	SWB301	000	MDL	W	O	05/16/2016 08:15	05/17/2016		20160520	11:05:00	20160527	22:21:00	320-18918-2	1	1			11Cl-PF3OUdS	763051-92-9	0.01		ug/L	U		PB	TRG		S10A	150	25	00000000		N	0.0034	0.0019	0.0019	320-18918-1	320-111733	
NAUTH20439000	W691		OCEANA_NAS	OP-FB80-0516	NONE	SVOA	TA_WS-LC-MS/MS	SVOA	TAMER	Test America	NONE	NA	SWB301	000	MDL	W	O	05/16/2016 08:15	05/17/2016		20160520	11:05:00	20160527	22:21:00	320-18918-2	1	1			4,8-dioxa-3H-perfluorononanoic acid	919005-14-4	0.01		ug/L	U		PB	TRG		S10A	150	25	00000000		N	0.0034	0.0019	0.0019	320-18918-1	320-111733	
NAUTH20439000	W691		OCEANA_NAS	OP-FB80-0516	NONE	SVOA	TA_WS-LC-MS/MS	SVOA	TAMER	Test America	NONE	NA	SWB301	000	MDL	W	O	05/16/2016 08:15	05/17/2016		20160520	11:05:00	20160527	22:21:00	320-18918-2	1	1			Perfluorobutanesulfonic acid (PFBS)	375-73-5	0.0019		ug/L	M		PB	TRG		S10A	150	25	00000000		N	0.0019	0.0019	0.0019	320-18918-1	320-111733	
NAUTH20439000	W691		OCEANA_NAS	OP-FB80-0516	NONE	SVOA	TA_WS-LC-MS/MS	SVOA	TAMER	Test America	NONE	NA	SWB301	000	MDL	W	O	05/16/2016 08:15	05/17/2016		20160520	11:05:00	20160527	22:21:00	320-18918-2	1	1			Perfluorohexanesulfonic acid (PFHxS)	355-46-4	0.01		ug/L	M		PB	TRG		S10A	150	25	00000000		N	0.0034	0.0019	0.0019	320-18918-1	320-111733	
NAUTH20439000	W691		OCEANA_NAS	OP-FB80-0516	NONE	SVOA	TA_WS-LC-MS/MS	SVOA	TAMER	Test America	NONE	NA	SWB301	000	MDL	W	O	05/16/2016 08:15	05/17/2016		20160520	11:05:00	20160527	22:21:00	320-18918-2	1	1			Perfluorooctanesulfonamide (FOSA)	754-91-6	0.01		ug/L	U		PB	TRG		S10A	150	25	00000000		N	0.0034	0.0019	0.0019	320-18918-1	320-111733	
NAUTH20439000	W691		OCEANA_NAS	OP-FB80-0516	NONE	SVOA	TA_WS-LC-MS/MS	SVOA	TAMER	Test America	NONE	NA	SWB301	000	MDL	W	O	05/16/2016 08:15	05/17/2016		20160520	11:05:00	20160527	22:21:00	320-18918-2	1	1			Perfluorotetradecanoic acid (PFTeA)	376-06-7	0.01		ug/L	U		PB	TRG		S10A	150	25	00000000		N	0.0034	0.0019	0.0019	320-18918-1	320-111733	
NAUTH20439000	W691		OCEANA_NAS	OP-FB80-0516	NONE	SVOA	TA_WS-LC-MS/MS	SVOA	TAMER	Test America	NONE	NA	SWB301	000	MDL	W	O	05/16/2016 08:15	05/17/2016		20160520	11:05:00	20160527	22:21:00	320-18918-2	1	1			Perfluorotridecanoic acid (PFTrDA)	72629-94-8	0.01		ug/L	U		PB	TRG		S10A	150	25	00000000		N	0.0034	0.0019	0.0019	320-18918-1	320-111733	
NAUTH20439000	W691		OCEANA_NAS	OP-FB80-0516	NONE	SVOA	TA_WS-LC-MS/MS	SVOA	TAMER	Test America	NONE	NA	SWB301	000	MDL	W	O	05/16/2016 08:15	05/17/2016		20160520	11:05:00	20160527	22:21:00	320-18918-2	1	1			Perfluoroundecanoic acid (PFUnA)	2058-94-8	0.01		ug/L	U		PB	TRG		S10A	150	25	00000000		N	0.0034	0.0019	0.0019	320-18918-1	320-111733	
NAUTH20439000	W691		OCEANA_NAS	OP-FB80-0516	NONE	SVOA	TA_WS-LC-MS/MS	SVOA	TAMER	Test America	NONE	NA	SWB301	000	MDL	W	O	05/16/2016 08:15	05/17/2016		20160520	11:05:00	20160527	22:21:00	320-18918-2	1	1			Perfluoroundecanesulfonic acid (PFUnS)	749786-16-1	0.01		ug/L	U		PB	TRG		S10A	150	25	00000000		N	0.0034	0.0019	0.0019	320-18918-1	320-111733	
NAUTH20439000	W691		OCEANA_NAS	OP-FB80-0516	NONE	SVOA	TA_WS-LC-MS/MS	SVOA	TAMER	Test America	NONE	NA	SWB301	000	MDL	W	O	05/16/2016 08:15	05/17/2016		20160520	11:05:00	20160527	22:21:00	320-18918-2	1	1			Perfluorononanoic acid (PFNA)	375-95-1	0.01		ug/L	U		PB	TRG		S10A	150	25	00000000		N	0.0034	0.0019	0.0019	320-18918-1	320-111733	
NAUTH20439000	W691		OCEANA_NAS	OP-FB80-0516	NONE	SVOA	TA_WS-LC-MS/MS	SVOA	TAMER	Test America	NONE	NA	SWB301	000	MDL	W	O	05/16/2016 08:15	05/17/2016		20160520	11:05:00	20160527	22:21:00	320-18918-2	1	1			Perfluorooctanesulfonic acid (PFOS)	1763-23-1	0.0019		ug/L	M		PB	TRG		S10A	150	25	00000000		N	0.0012	0.0019	0.0019	320-18918-1	320-111733	
NAUTH20439000	W691		OCEANA_NAS	OP-FB80-0516	NONE	SVOA	TA_WS-LC-MS/MS	SVOA	TAMER	Test America	NONE	NA	SWB301	000	MDL	W	O	05/16/2016 08:15	05/17/2016		20160520	11:05:00	20160527	22:21:00	320-18918-2	1	1			Perfluoropentanesulfonic acid (PFPeS)	2706-91-4	0.01		ug/L	U		PB	TRG		S10A	150	25	00000000		N	0.0034	0.0019	0.0019	320-18918-1	320-111733	
NAUTH20439000	W691		OCEANA_NAS	OP-FB80-0516	NONE	SVOA	TA_WS-LC-MS/MS	SVOA	TAMER	Test America	NONE	NA	SWB301	000	MDL	W	O	05/16/2016 08:15	05/17/2016		20160520	11:05:00	20160527	22:21:00	320-18918-2	1	1			Perfluoropentanoic acid (PFPeA)	2706-90-3	0.01		ug/L	U		PB	TRG		S10A	150	25	00000000		N	0.0034	0.0019	0.0019	320-18918-1	320-111733	
NAUTH20439000	W691		OCEANA_NAS	OP-FB80-0516	NONE	SVOA	TA_WS-LC-MS/MS	SVOA	TAMER	Test America	NONE	NA	SWB301	000	MDL	W	O	05/16/2016 08:15	05/17/2016		20160520	11:05:00	20160527	22:21:00	320-18918-2	1	1			Perfluorotetradecanoic acid (PFTeA)	376-06-7	0.01		ug/L	U		PB	TRG		S10A	150	25	00000000		N	0.0034	0.0019	0.0019	320-18918-1	320-111733	
NAUTH20439000	W691		OCEANA_NAS	OP-FB80-0516	NONE	SVOA	TA_WS-LC-MS/MS	SVOA	TAMER	Test America	NONE	NA	SWB301	000	MDL	W	O	05/16/2016 08:15	05/17/2016		20160520	11:05:00	20160527	22:21:00	320-18918-2	1	1			Perfluorotridecanoic acid (PFTrDA)	72629-94-8	0.01		ug/L	U		PB	TRG		S10A	150	25	00000000		N	0.0034	0.0019	0.0019	320-18918-1	320-111733	
NAUTH20439000	W691		OCEANA_NAS	OP-FB80-0516	NONE	SVOA	TA_WS-LC-MS/MS	SVOA	TAMER	Test America	NONE	NA	SWB301	000	MDL	W	O	05/16/2016 08:15	05/17/2016		20160520	11:05:00	20160527	22:21:00	320-18918-2	1	1			Perfluoroundecanoic acid (PFUnA)	2058-94-8	0.01		ug/L	U		PB	TRG		S10A	150	25	00000000		N	0.0034	0.0019	0.0019	320-18918-1	320-111733	
NAUTH20439000	W691		OCEANA_NAS	OP-FB80-0516	NONE	SVOA	TA_WS-LC-MS/MS	SVOA	TAMER	Test America	NONE	NA	SWB301	000	MDL	W	O	05/16/2016 08:15	05/17/2016		20160520	11:05:00	20160527	22:21:00	320-18918-2	1	1			Perfluorononanoic acid (PFNA)	375-95-1	0.01		ug/L	U		PB	TRG		S10A	150	25	00000000		N	0.0034	0.0019	0.0019	320-18918-1	320-111733	
NAUTH20439000	W691		OCEANA_NAS	OP-FB80-0516	NONE	SVOA	TA_WS-LC-MS/MS	SVOA	TAMER	Test America	NONE	NA	SWB301	000	MDL	W	O	05/16/2016 08:15	05/17/2016		20160520	11:05:00	20160527	22:21:00	320-18918-2	1	1			Perfluorooctanesulfonic acid (PFOS)	1763-23-1	0.0019		ug/L	M		PB	TRG		S10A	150	25	00000000		N	0.0012	0.0019	0.0019	320-18918-1	320-111733	
NAUTH20439000	W691		OCEANA_NAS	OP-FB80-0516	NONE	SVOA	TA_WS-LC-MS/MS	SVOA	TAMER	Test America	NONE	NA	SWB301	000	MDL	W	O	05/16/2016 08:15	05/17/2016		20160520	11:05:00	20160527	22:21:00	320-18918-2	1	1			Perfluoropentanesulfonic acid (PFPeS)	2706-91-4	0.01		ug/L	U		PB	TRG		S10A	150	25	00000000		N	0.0034	0.0019	0.0019	320-18918-1	320-111733	
NAUTH20439000	W691		OCEANA_NAS	OP-FB80-0516	NONE	SVOA	TA_WS-LC-MS/MS	SVOA	TAMER	Test America	NONE	NA	SWB301	000	MDL	W	O	05/16/2016 08:15	05/17/2016		20160520	11:05:00	20160527	22:21:00	320-18918-2	1	1			Perfluoropentanoic acid (PFPeA)	2706-90-3	0.01		ug/L	U		PB	TRG		S10A	150	25	00000000		N	0.0034	0.0019	0.0019	320-18918-1	320-111733	
NAUTH20439000	W691		OCEANA_NAS	OP-FB80-0516	NONE	SVOA	TA_WS-LC-MS/MS	SVOA	TAMER	Test America	NONE	NA	SWB301	000	MDL	W	O	05/16/2016 08:15	05/17/2016		20160520	11:05:00	20160527	22:21:00	320-18918-2	1	1			Perfluorotetradecanoic acid (PFTeA)	376-06-7	0.01		ug/L	U		PB	TRG		S10A	150	25	00000000		N	0.0034	0.0019	0.0019	320-18918-1	320-111733	
NAUTH20439000	W691		OCEANA_NAS	OP-FB80-0516	NONE	SVOA	TA_WS-LC-MS/MS	SVOA	TAMER	Test America	NONE	NA	SWB301	000	MDL	W	O	05/16/2016 08:15	05/17/2016		20160520	11:05:00	20160527	22:21:00	320-18918-2	1	1			Perfluorotridecanoic acid (PFTrDA)	72629-94-8	0.01		ug/L	U		PB	TRG		S10A	150	25	00000000		N	0.0034	0.0019	0.0019	320-18918-1	320-111733	
NAUTH20439000	W691		OCEANA_NAS	OP-FB80-0516	NONE	SVOA	TA_WS-LC-MS/MS	SVOA	TAMER	Test America	NONE	NA	SWB301	000	MDL	W	O	05/16/2016 08:15	05/17/2016		20160520	11:05:00	20160527	22:21:00	320-18918-2	1	1			Perfluoroundecanoic acid (PFUnA)	2058-94-8	0.01		ug/L	U		PB	TRG		S10A	150	25	00000000		N	0.0034	0.0019	0.0019	320-18918-1	320-111733	
NAUTH20439000	W691		OCEANA_NAS	OP-FB80-0516	NONE	SVOA	TA_WS-LC-MS/MS	SVOA	TAMER	Test America	NONE	NA	SWB301	000	MDL	W	O	05/16/2016 08:15	05/17/2016		20160520	11:05:00	20160527	22:21:00	320-18918-2	1	1			Perfluoroundecanesulfonic acid (PFUnS)	749786-16-1

Data Validation Summary

Oceana CTO-WE44, NALF Fentress

TO: Tiffany Hill/CVO

Anita Dodson/VBO

FROM: Tiffany McGlynn/GNV

CC: Herb Kelly/GNV

DATE: June 14, 2016

Introduction

The following data validation report discusses the data validation process and findings for TestAmerica Laboratories in the Sample Delivery Groups (SDGs) listed in the table below.

Samples were analyzed using the following analytical methods:

- WS-LC-0025 Perfluorinated Hydrocarbons
- SW6010C Iron, total & dissolved

The samples included in these SDGs are listed in the table below.

SDG	Sample_Name	Matrix
320-18704-1	OF-RW44-0516	Water
320-18704-1	OF-FB44-0516	Water
320-18704-1	OF-RW42B2-0516	Water
320-18704-1	OF-FB42B2-0516	Water
320-18704-1	OF-RW42A-0516	Water
320-18704-1	OF-FB42A-0516	Water
320-18704-1	OF-RW42B-0516	Water
320-18704-1	OF-FB42B-0516	Water
320-18704-1	OF-RW42C-516	Water
320-18704-1	OF-RW42CD-0516	Water

SDG	Sample_Name	Matrix
320-18704-1	OF-FB42C-0516	Water
320-18719-1	OF-FB08-0516	Water
320-18719-1	OF-RW08-0516	Water
320-18719-1	OF-FB71-0516	Water
320-18719-1	OF-RW71-0516	Water
320-18719-1	OF-FB84-0516	Water
320-18719-1	OF-RW84-0516	Water
320-18794-1	OF-INF01-0516	Water
320-18794-1	OF-EFF01-0516	Water
320-18794-1	OF-FB78-0516	Water
320-18794-1	OF-RW78-0516	Water
320-18794-1	OF-RW78D-0516	Water
320-18794-1	OF-FB77-0516	Water
320-18794-1	OF-RW77-0516	Water
320-18796-1	OF-STORLAG-0516	Water
320-18796-1	OF-TRMTLAG-0516	Water
320-18796-1	OF-POLLLAG-0516	Water
320-18796-1	OF-CLTANK-0516	Water
320-18796-1	OF-BACKWASH-0516	Water
320-18796-1	OF-FILTER-0516	Water
320-18918-1	OF-RW83-0516	Water
320-18918-1	OF-FB83-0516	Water
320-18849-1	OF-FB74-0516	Water
320-18849-1	OF-RW74-0516	Water
320-18849-1	OF-FB59-0516	Water
320-18849-1	OF-RW59-0516	Water
320-19022-1	OF-STORLAG-PT-0516	Water
320-19022-1	OF-TRMLAG-PT-0516	Water
320-19022-1	OF-POLLAG-PT-0516	Water
320-19022-1	OF-CLTANK-PT-0516	Water
320-19022-1	OF-BACKWASH-PT-0516	Water
320-19022-1	OF-FILTER-PT-0516	Water
320-19022-1	OF-INF01-PT-0615	Water
320-19022-1	OF-PROCESS BLANK-PT-0516	Water

Data Evaluation

Data was evaluated in accordance with the analytical methods and with the criteria found in the following guidance documents: Sampling and Analysis Plan Perfluorinated Compound Investigation, Naval Auxiliary Landing Field Fentress, Chesapeake, Virginia Contract Task Order WE44 (December 2015), National Functional Guidelines for Organic Data Review

(August 2014), and National Functional Guidelines for Inorganic Data Review (August 2014), with Region 3 Modification (Use of 'B' qualifier) as applicable. The samples were evaluated based on the following criteria:

- Data Completeness
- Technical Holding Times
- Tuning Instrument
- Initial/Continuing Calibrations
- Blanks
- Internal Standards
- Laboratory Control Samples
- Matrix Spike/Spike Duplicate
- Serial Dilution
- Isotope Dilution Analyte
- Field Duplicates
- Identification/Quantitation
- Reporting Limits
- Total vs. Dissolved

Overall Evaluation of Data/Potential Usability Issues

Specific details regarding qualification of the data are addressed in the sections below. If an issue is not addressed there were no actions required based on unmet quality criteria. When more than one qualifier is associated with a compound/analyte, the validator has chosen the qualifier that best indicates possible bias in the results and qualified these data accordingly.

Data Completeness

The SDGs were received complete and intact.

Technical Holding Times

According to the chain of custody records, sampling was performed on 5/4/16 through 5/19/16. Samples were received at the laboratory 5/6/16 through 5/20/16. All sample preparation and analyses were performed within holding time requirements.

Blanks

Several compounds were detected in the field blanks and method blanks as listed below. Affected data are summarized in **Attachment 1**.

Blank ID	Compound	Conc.	Units
OF-FB42C-0516	Perfluorohexanesulfonic acid (PFHxS)	0.0011	UG_L
OF-FB44-0516	Perfluorooctane Sulfonate (PFOS)	0.0037	UG_L
OF-FB42B2-0516	Perfluorohexanesulfonic acid (PFHxS)	0.00097	UG_L
OF-FB42A-0516	Perfluorooctane Sulfonate (PFOS)	0.0029	UG_L
OF-FB78-0516	Perfluorooctane Sulfonate (PFOS)	0.011	UG_L
OF-FB78-0516	Perfluorooctanoic acid (PFOA)	0.0040	UG_L
OF-FB78-0516	Perfluorohexanesulfonic acid (PFHxS)	0.0016	UG_L
MB 280-325382/1-A	Iron	23.7	UG_L
MB 320-109334/1-A	Perfluorooctane Sulfonate (PFOS)	0.00149	UG_L
MB 320-109334/1-A	Perfluorooctane Sulfonate (PFOS)	0.00149	UG_L
MB 320-109640/1-A	Perfluorooctane Sulfonate (PFOS)	0.00136	UG_L
MB 320-109640/1-A	Perfluorooctane Sulfonate (PFOS)	0.00136	UG_L

Lab Control Sample/Sample Duplicate

Perfluorohexanesulfonic acid (PFHxS) did not meet RPD criteria between the LCS and LCSD in SDGs 320-18719-1 and 320-18704-1. Affected data are summarized in **Attachment 1**.

Isotope Dilution Analyte

Internal standards exhibited low or high recoveries for the samples listed below. Affected data are summarized in **Attachment 1**.

SDG	Sample_Name
320-18794-1	OF-INF01-0516
320-18794-1	OF-EFF01-0516
320-18794-1	OF-RW78-0516
320-18796-1	OF-STORLAG-0516
320-18796-1	OF-POLLLAG-0516
320-18796-1	OF-CLTANK-0516
320-18796-1	OF-BACKWASH-0516

SDG	Sample_Name
320-18918-1	OF-RW83-0516
320-18918-1	OF-FB83-0516
320-19022-1	OF-INF01-PT-0615

Total vs. Dissolved

Iron did not meet criteria for total and dissolved for sample OF-STORLAG-0516. Affected data are summarized in **Attachment 1**.

Conclusion

These data can be used in the project decision-making process as qualified by the data quality evaluation process.

Please do not hesitate to contact us about this validation report.

Sincerely,



Tiffany McGlynn

Qualification Flags

Exclude	More appropriate data exist for this analyte.
R	Data were rejected for use.
UL	Analyte not detected, quantitation limit is potentially biased low.
UJ	Analyte not detected, estimated quantitation limit.
U	Analyte not detected.
B	Not detected substantially above the level reported in laboratory or field blanks.
L	Analyte present, estimated value potentially biased low.
K	Analyte present, estimated value potentially biased high.
N	Analyte identification presumptive; no second column analysis performed or GC/MS tentative identification.
J	Analyte present, estimated value.
NJ	Analysis indicates the presence of an analyte that was "tentatively identified" and the associated value represents its approximate concentration.
None	Placeholder for calculating quality control issues that do not require flagging.
=	Analyte was detected at a concentration greater than the quantitation limit.

Qualifier Code Reference

Value	Description
%SOL	High Moisture content
2C	Second Column – Poor Dual Column Reproducibility
2S	Second Source – Bad reproducibility between tandem detectors
BD	Blank Spike/Blank Spike Duplicate(LCS/LCSD) Precision
BRL	Below Reporting Limit
BSH	Blank Spike/LCS – High Recovery
BSL	Blank Spike/LCS – Low Recovery
CC	Continuing Calibration
CCBL	Continuing Calibration Blank Contamination
CCH	Continuing Calibration Verification – High Recovery
CCL	Continuing Calibration Verification – Low Recovery
DL	Redundant Result – due to Dilution
EBL	Equipment Blank Contamination
EMPC	Estimated Possible Maximum Concentration
ESH	Extraction Standard - High Recovery
ESL	Extraction Standard - Low Recovery
FBL	Field Blank Contamination
FD	Field Duplicate
HT	Holding Time
ICB	Initial Calibration – Bad Linearity or Curve Function
ICH	Initial Calibration – High Relative Response Factors
ICL	Initial Calibration – Low Relative Response Factors
IR15	Ion ratio exceeds +/- 15% difference
ISH	Internal Standard – High Recovery
ISL	Internal Standard – Low Recovery
LD	Lab Duplicate Reproducibility
LR	Concentration Exceeds Linear Range
MBL	Method Blank Contamination
MDP	Matrix Spike/Matrix Spike Duplicate Precision
MI	Matrix interference obscuring the raw data

Value	Description
MSH	Matrix Spike and/or Matrix Spike Duplicate – High Recovery
MSL	Matrix Spike and/or Matrix Spike Duplicate – Low Recovery
OT	Other
PD	Pesticide Degradation
RE	Redundant Result - due to Reanalysis or Re-extraction
SD	Serial Dilution Reproducibility
SSH	Spiked Surrogate – High Recovery
SSL	Spiked Surrogate – Low Recovery
TBL	Trip Blank Contamination
TN	Tune

R:\ENBG\00_Proj\N\Navy\CLEAN\MIDLANT\NASOceana\MapFiles\Basewide\678440_PFAS_SI\Figure_4-3_PFOS_PFOA_Detects_Potable_NonPotable_Wells.mxd4/24/2018bmailhes

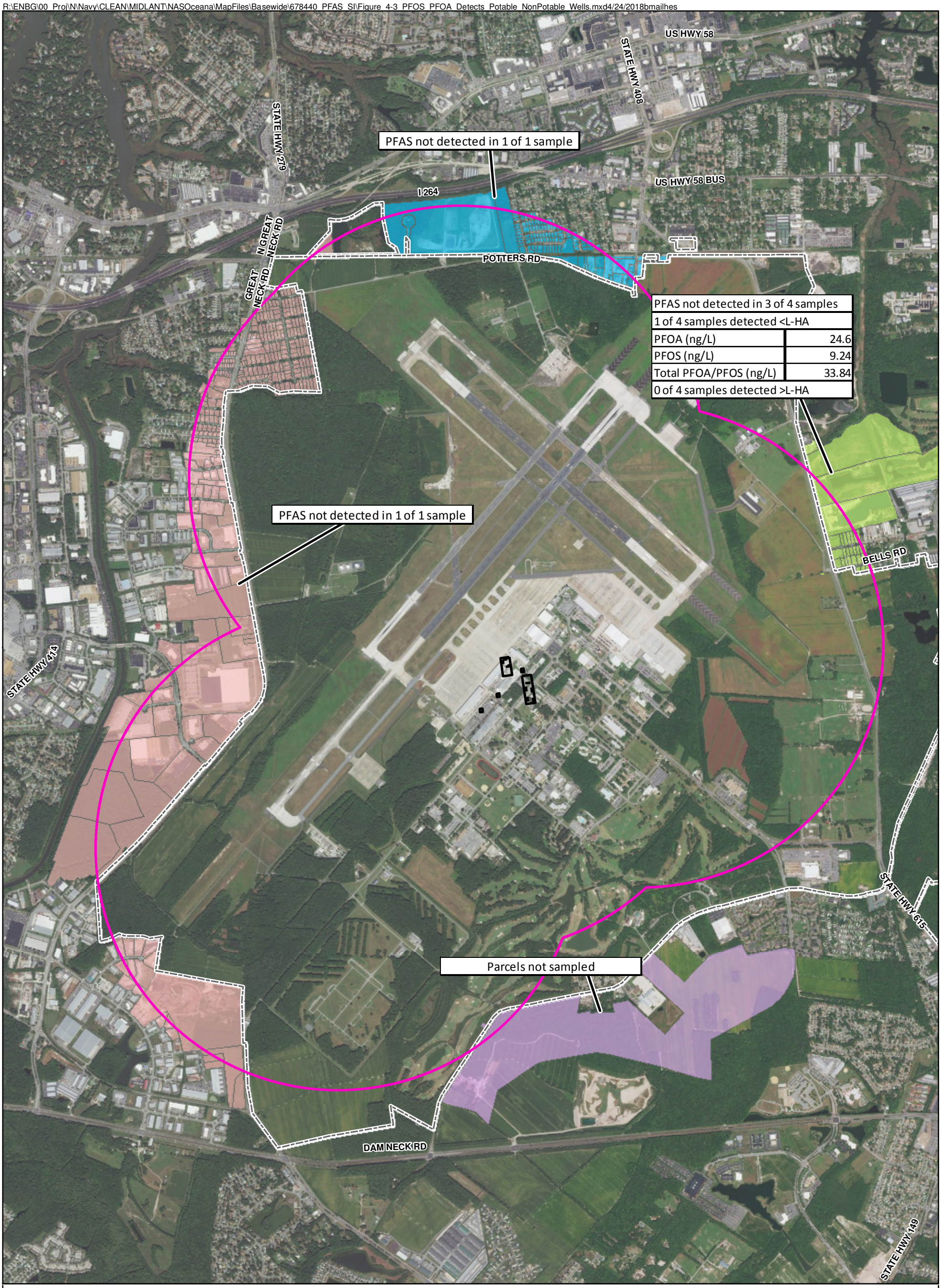

Legend

- Non-Core Target Treatment Area (2004)
- Core Target Treatment Area (2004) (Core)
- Sampling Area
- Installation Boundary

Off-Base Parcels

- East
- North
- South
- West

N
W E
S

0 1,000 2,000 4,000 Feet

Imagery Source: ©2017 Esri

Figure 4-3
COCs Detections in Potable Wells Sampled from Parcels Located Off-Base
Basewide Per- and Polyfluoroalkyl Substances Site Inspection Report
NAS Oceana, Virginia Beach, Virginia

ch2m