



**Groundwater Sample Results,
Level 2 Laboratory Report, Level 4 Laboratory Report,
Electronic Data Deliverable, Data Validation Report,
and the Sample Location Report, SDG 1700793**

*Naval Air Station Patuxent River
St. Mary's County, Maryland*

July 2019

July 21, 2017

Vista Work Order No. 1700793

Mr. Juan Acaron
CH2M Hill
3011 SW Williston Rd.
Gainesville, FL 32608

Dear Mr. Acaron,

Enclosed are the results for the sample set received at Vista Analytical Laboratory on June 29, 2017. This sample set was analyzed on a standard turn-around time, under your Project Name 'Pax Site 34 CTO-JU01'.

Vista Analytical Laboratory is committed to serving you effectively. If you require additional information, please contact me at 916-673-1520 or by email at mmaier@vista-analytical.com.

Thank you for choosing Vista as part of your analytical support team.

Sincerely,

Karen J. Volpenta
for

Martha Maier
Laboratory Director



Vista Analytical Laboratory certifies that the report herein meets all the requirements set forth by NELAP for those applicable test methods. Results relate only to the samples as received by the laboratory. This report should not be reproduced except in full without the written approval of Vista.

Vista Work Order No. 1700793

Case Narrative

Sample Condition on Receipt:

Eleven groundwater samples were received in good condition and within the method temperature requirements. The samples were received and stored securely in accordance with Vista standard operating procedures and EPA methodology.

Analytical Notes:

Modified EPA Method 537

The samples were extracted and analyzed for PFBS, PFOA and PFOS using Modified EPA Method 537.

Holding Times

The samples were extracted and analyzed within the method hold times.

Quality Control

The Initial Calibration and Continuing Calibration Verifications met the method acceptance criteria.

A Method Blank and Ongoing Precision and Recovery (OPR) sample were extracted and analyzed with the preparation batch. No analytes were detected in the Method Blank above 1/2 the LOQ. The OPR recoveries were within the method acceptance criteria

The labeled standard recoveries for all QC and field samples were within the acceptance criteria.

As requested, an MS/MSD was performed on sample "PX-S34-GW-08D-0617".

TABLE OF CONTENTS

Case Narrative.....	1
Table of Contents.....	3
Sample Inventory.....	4
Analytical Results.....	5
Qualifiers.....	20
Certifications.....	21
Sample Receipt.....	24

Sample Inventory Report

Vista Sample ID	Client Sample ID		Sampled	Received	Components/Containers
1700793-01	PX-S34-GW-08S-0617		27-Jun-17 14:50	29-Jun-17 10:09	HDPE Bottle, 125 mL HDPE Bottle, 125 mL
1700793-02	PX-S34-GW-08D-0617	MS/MSD MS/MSD MS/MSD MS/MSD MS/MSD MS/MSD	27-Jun-17 15:55	29-Jun-17 10:09	HDPE Bottle, 125 mL HDPE Bottle, 125 mL HDPE Bottle, 125 mL HDPE Bottle, 125 mL HDPE Bottle, 125 mL HDPE Bottle, 125 mL
1700793-03	PX-S34-GW-09-0617		27-Jun-17 16:25	29-Jun-17 10:09	HDPE Bottle, 125 mL HDPE Bottle, 125 mL
1700793-04	PX-S34-GW-01-0617		28-Jun-17 08:55	29-Jun-17 10:09	HDPE Bottle, 125 mL HDPE Bottle, 125 mL
1700793-05	PX-S34-EB01-062817-GW		28-Jun-17 09:30	29-Jun-17 10:09	HDPE Bottle, 125 mL HDPE Bottle, 125 mL
1700793-06	PX-S34-GW-06-0617		28-Jun-17 09:10	29-Jun-17 10:09	HDPE Bottle, 125 mL HDPE Bottle, 125 mL
1700793-07	PX-S34-GW-06P-0617		28-Jun-17 09:15	29-Jun-17 10:09	HDPE Bottle, 125 mL HDPE Bottle, 125 mL
1700793-08	PX-S34-GW-10-0617		28-Jun-17 10:55	29-Jun-17 10:09	HDPE Bottle, 125 mL HDPE Bottle, 125 mL
1700793-09	PX-S34-GW-11-0617		28-Jun-17 12:15	29-Jun-17 10:09	HDPE Bottle, 125 mL HDPE Bottle, 125 mL
1700793-10	PX-S34-GW-03-0617		28-Jun-17 11:50	29-Jun-17 10:09	HDPE Bottle, 125 mL HDPE Bottle, 125 mL
1700793-11	PX-S34-GW-02-0617		28-Jun-17 13:15	29-Jun-17 10:09	HDPE Bottle, 125 mL HDPE Bottle, 125 mL

ANALYTICAL RESULTS

Sample ID: Method Blank						Modified EPA Method 537			
Matrix: Aqueous		QC Batch: B7F0135		Lab Sample: B7F0135-BLK1					
Sample Size: 0.125 L		Date Extracted: 30-Jun-2017 8:17		Date Analyzed: 07-Jul-17 18:20	Column: BEH C18				
Analyte	Conc. (ng/L)	DL	LOD	LOQ	Qualifiers	Labeled Standard	%R	LCL-UCL	Qualifiers
PFBS	ND	1.79	5.00	8.00		IS 13C3-PFBS	97.3	50 - 150	
PFOA	ND	0.651	5.00	8.00		IS 13C2-PFOA	96.6	50 - 150	
PFOS	ND	0.807	5.00	8.00		IS 13C8-PFOS	89.6	50 - 150	

LCL-UCL - Lower control limit - upper control limit

Results reported to DL.

When reported, PFBS, PFHxS, PFOA and PFOS include both linear and branched isomers.

Only the linear isomer is reported for all other analytes.

Sample ID: OPR

Modified EPA Method 537

Matrix: Aqueous Sample Size: 0.125 L	QC Batch: B7F0135 Date Extracted: 30-Jun-2017 8:17	Lab Sample: B7F0135-BS1 Date Analyzed: 07-Jul-17 17:30 Column: BEH C18					
Analyte	Amt Found (ng/L)	Spike Amt	%R	Limits	Labeled Standard	%R	LCL-UCL
PFBS	85.8	80.0	107	70 - 130	IS 13C3-PFBS	108	50 - 150
PFOA	79.6	80.0	99.5	70 - 130	IS 13C2-PFOA	92.0	50 - 150
PFOS	77.2	80.0	96.4	70 - 130	IS 13C8-PFOS	96.1	50 - 150

LCL-UCL - Lower control limit - upper control limit

Sample ID: PX-S34-GW-08S-0617

Modified EPA Method 537

Client Data			Sample Data			Laboratory Data				
Name:	CH2M Hill		Matrix:	Groundwater		Lab Sample:	1700793-01	Date Received:	29-Jun-2017 10:09	
Project:	Pax Site 34 CTO-JU01		Sample Size:	0.119 L		QC Batch:	B7F0135	Date Extracted:	30-Jun-2017 8:17	
Date Collected:	27-Jun-2017 14:50					Date Analyzed:	08-Jul-17 01:04		Column: BEH C18	
Location:	PX-S34-MW08S									

Analyte	Conc. (ng/L)	DL	LOD	LOQ	Qualifiers	Labeled Standard	%R	LCL-UCL	Qualifiers
PFBS	7.35	1.88	5.25	8.39	J	IS 13C3-PFBS	102	50 - 150	
PFOA	351	0.683	5.25	8.39		IS 13C2-PFOA	142	50 - 150	
PFOS	106	0.847	5.25	8.39		IS 13C8-PFOS	101	50 - 150	

LCL-UCL - Lower control limit - upper control limit

Results reported to DL.

When reported, PFBS, PFHxS, PFOA and PFOS include both linear and branched isomers.

Only the linear isomer is reported for all other analytes.

Sample ID: PX-S34-GW-08D-0617

Modified EPA Method 537

Client Data			Sample Data			Laboratory Data				
Name:	CH2M Hill		Matrix:	Groundwater		Lab Sample:	1700793-02	Date Received:	29-Jun-2017 10:09	
Project:	Pax Site 34 CTO-JU01		Sample Size:	0.118 L		QC Batch:	B7F0135	Date Extracted:	30-Jun-2017 8:17	
Date Collected:	27-Jun-2017 15:55					Date Analyzed:	08-Jul-17 01:17		Column: BEH C18	
Location:	PX-S34-MW08S-08D									

Analyte	Conc. (ng/L)	DL	LOD	LOQ	Qualifiers	Labeled Standard	%R	LCL-UCL	Qualifiers
PFBS	ND	1.89	5.30	8.46		IS 13C3-PFBS	79.8	50 - 150	
PFOA	ND	0.688	5.30	8.46		IS 13C2-PFOA	136	50 - 150	
PFOS	4.07	0.853	5.30	8.46	J	IS 13C8-PFOS	104	50 - 150	

LCL-UCL - Lower control limit - upper control limit

Results reported to DL.

When reported, PFBS, PFHxS, PFOA and PFOS include both linear and branched isomers.

Only the linear isomer is reported for all other analytes.

Matrix Spike Results									Modified EPA Method 537					
Source Client ID: PX-S34-GW-08D-0617			QC Batch: B7F0135			Lab Sample: B7F0135-MS1/B7F0135-MSD1								
Source LabNumber: 1700793-02			Date Extracted: 30-Jun-2017 8:17			Date Analyzed: 08-Jul-17 01:30 Column: BEH C18								
Matrix: Aqueous								08-Jul-17 01:42 Column: BEH C18						
Sample Size: 0.118/0.120 L														
Analyte	Spike-MS (ng/L)	MS %R	MS Qual.	Spike-MSD (ng/L)	MSD %R	MSD RPD	MSD Qual.	%R Limit	%RPD Limit	Labeled Standard	MS %R	MS Qualifiers	MSD %R	MS Qual.
PFBS	85.1	109		83.4	103	5.66		70 - 130	25	IS 13C3-PFBS	90.3		93.3	
PFOA	85.1	97.1		83.4	102	4.92		70 - 130	25	IS 13C2-PFOA	134		136	
PFOS	85.1	96.0		83.4	96.3	0.312		70 - 130	25	IS 13C8-PFOS	103		104	

When reported, PFBS, PFHxS, PFOA and PFOS include both linear and branched isomers.
Only the linear isomer is reported for all other analytes.

Sample ID: PX-S34-GW-09-0617

Modified EPA Method 537

Client Data		Sample Data		Laboratory Data					
Name:	CH2M Hill	Matrix:	Groundwater	Lab Sample:	1700793-03	Date Received:	29-Jun-2017 10:09		
Project:	Pax Site 34 CTO-JU01	Sample Size:	0.119 L	QC Batch:	B7F0135	Date Extracted:	30-Jun-2017 8:17		
Date Collected:	27-Jun-2017 16:25			Date Analyzed:	08-Jul-17 01:55	Column:	BEH C18		
Location:	PX-S34-MW09								

Analyte	Conc. (ng/L)	DL	LOD	LOQ	Qualifiers	Labeled Standard	%R	LCL-UCL	Qualifiers
PFBS	8.16	1.88	5.25	8.41	J	IS 13C3-PFBS	91.4	50 - 150	
PFOA	215	0.685	5.25	8.41		IS 13C2-PFOA	134	50 - 150	
PFOS	23.1	0.849	5.25	8.41		IS 13C8-PFOS	92.2	50 - 150	

LCL-UCL - Lower control limit - upper control limit

Results reported to DL.

When reported, PFBS, PFHxS, PFOA and PFOS include both linear and branched isomers.

Only the linear isomer is reported for all other analytes.

Sample ID: PX-S34-GW-01-0617

Modified EPA Method 537

Client Data		Sample Data		Laboratory Data					
Name:	CH2M Hill	Matrix:	Groundwater	Lab Sample:	1700793-04	Date Received:	29-Jun-2017 10:09		
Project:	Pax Site 34 CTO-JU01	Sample Size:	0.120 L	QC Batch:	B7F0135	Date Extracted:	30-Jun-2017 8:17		
Date Collected:	28-Jun-2017 8:55			Date Analyzed:	08-Jul-17 02:45	Column:	BEH C18		
Location:	PX-S34-MW01								

Analyte	Conc. (ng/L)	DL	LOD	LOQ	Qualifiers	Labeled Standard	%R	LCL-UCL	Qualifiers
PFBS	ND	1.87	5.21	8.37		IS 13C3-PFBS	95.2	50 - 150	
PFOA	10.5	0.681	5.21	8.37		IS 13C2-PFOA	139	50 - 150	
PFOS	6.68	0.844	5.21	8.37	J	IS 13C8-PFOS	118	50 - 150	

LCL-UCL - Lower control limit - upper control limit

Results reported to DL.

When reported, PFBS, PFHxS, PFOA and PFOS include both linear and branched isomers.

Only the linear isomer is reported for all other analytes.

Sample ID: PX-S34-EB01-062817-GW

Modified EPA Method 537

Client Data			Sample Data			Laboratory Data				
Name:	CH2M Hill		Matrix:	Groundwater		Lab Sample:	1700793-05	Date Received:	29-Jun-2017 10:09	
Project:	Pax Site 34 CTO-JU01		Sample Size:	0.117 L		QC Batch:	B7F0135	Date Extracted:	30-Jun-2017 8:17	
Date Collected:	28-Jun-2017 9:30					Date Analyzed:	08-Jul-17 02:57 Column: BEH C18			
Location:	EQ BLANK									

Analyte	Conc. (ng/L)	DL	LOD	LOQ	Qualifiers	Labeled Standard	%R	LCL-UCL	Qualifiers
PFBS	ND	1.92	5.34	8.58		IS 13C3-PFBS	95.7	50 - 150	
PFOA	ND	0.698	5.34	8.58		IS 13C2-PFOA	132	50 - 150	
PFOS	ND	0.865	5.34	8.58		IS 13C8-PFOS	101	50 - 150	

LCL-UCL - Lower control limit - upper control limit

Results reported to DL.

When reported, PFBS, PFHxS, PFOA and PFOS include both linear and branched isomers.

Only the linear isomer is reported for all other analytes.

Sample ID: PX-S34-GW-06-0617

Modified EPA Method 537

Client Data			Sample Data			Laboratory Data				
Name:	CH2M Hill		Matrix:	Groundwater		Lab Sample:	1700793-06	Date Received:	29-Jun-2017 10:09	
Project:	Pax Site 34 CTO-JU01		Sample Size:	0.121 L		QC Batch:	B7F0135	Date Extracted:	30-Jun-2017 8:17	
Date Collected:	28-Jun-2017 9:10					Date Analyzed:	08-Jul-17 03:10		Column: BEH C18	
Location:	PX-S34-MW06									

Analyte	Conc. (ng/L)	DL	LOD	LOQ	Qualifiers	Labeled Standard	%R	LCL-UCL	Qualifiers
PFBS	ND	1.85	5.17	8.27		IS 13C3-PFBS	90.5	50 - 150	
PFOA	ND	0.673	5.17	8.27		IS 13C2-PFOA	147	50 - 150	
PFOS	ND	0.835	5.17	8.27		IS 13C8-PFOS	102	50 - 150	

LCL-UCL - Lower control limit - upper control limit

Results reported to DL.

When reported, PFBS, PFHxS, PFOA and PFOS include both linear and branched isomers.

Only the linear isomer is reported for all other analytes.

Sample ID: PX-S34-GW-06P-0617

Modified EPA Method 537

Client Data		Sample Data		Laboratory Data					
Name:	CH2M Hill	Matrix:	Groundwater	Lab Sample:	1700793-07	Date Received:	29-Jun-2017 10:09		
Project:	Pax Site 34 CTO-JU01	Sample Size:	0.113 L	QC Batch:	B7F0135	Date Extracted:	30-Jun-2017 8:17		
Date Collected:	28-Jun-2017 9:15			Date Analyzed:	08-Jul-17 03:22	Column:	BEH C18		
Location:	PX-S34-MW6								

Analyte	Conc. (ng/L)	DL	LOD	LOQ	Qualifiers	Labeled Standard	%R	LCL-UCL	Qualifiers
PFBS	ND	1.98	5.53	8.87		IS 13C3-PFBS	92.3	50 - 150	
PFOA	ND	0.722	5.53	8.87		IS 13C2-PFOA	137	50 - 150	
PFOS	ND	0.895	5.53	8.87		IS 13C8-PFOS	99.8	50 - 150	

LCL-UCL - Lower control limit - upper control limit

Results reported to DL.

When reported, PFBS, PFHxS, PFOA and PFOS include both linear and branched isomers.

Only the linear isomer is reported for all other analytes.

Sample ID: PX-S34-GW-10-0617

Modified EPA Method 537

Client Data			Sample Data			Laboratory Data				
Name:	CH2M Hill		Matrix:	Groundwater		Lab Sample:	1700793-08	Date Received:	29-Jun-2017 10:09	
Project:	Pax Site 34 CTO-JU01		Sample Size:	0.119 L		QC Batch:	B7F0135	Date Extracted:	30-Jun-2017 8:17	
Date Collected:	28-Jun-2017 10:55					Date Analyzed:	08-Jul-17 03:35		Column:	BEH C18
Location:	PX-S34-MW10									

Analyte	Conc. (ng/L)	DL	LOD	LOQ	Qualifiers	Labeled Standard	%R	LCL-UCL	Qualifiers
PFBS	3.92	1.88	5.25	8.40	J	IS 13C3-PFBS	102	50 - 150	
PFOA	133	0.683	5.25	8.40		IS 13C2-PFOA	143	50 - 150	
PFOS	33.6	0.847	5.25	8.40		IS 13C8-PFOS	98.2	50 - 150	

LCL-UCL - Lower control limit - upper control limit

Results reported to DL.

When reported, PFBS, PFHxS, PFOA and PFOS include both linear and branched isomers.

Only the linear isomer is reported for all other analytes.

Sample ID: PX-S34-GW-11-0617

Modified EPA Method 537

Client Data			Sample Data			Laboratory Data				
Name:	CH2M Hill		Matrix:	Groundwater		Lab Sample:	1700793-09	Date Received:	29-Jun-2017 10:09	
Project:	Pax Site 34 CTO-JU01		Sample Size:	0.121 L		QC Batch:	B7F0135	Date Extracted:	30-Jun-2017 8:17	
Date Collected:	28-Jun-2017 12:15					Date Analyzed:	08-Jul-17 03:48		Column: BEH C18	
Location:	PX-S34-MW11									

Analyte	Conc. (ng/L)	DL	LOD	LOQ	Qualifiers	Labeled Standard	%R	LCL-UCL	Qualifiers
PFBS	6.20	1.85	5.17	8.28	J	IS 13C3-PFBS	90.8	50 - 150	
PFOA	143	0.674	5.17	8.28		IS 13C2-PFOA	131	50 - 150	
PFOS	33.3	0.836	5.17	8.28		IS 13C8-PFOS	101	50 - 150	

LCL-UCL - Lower control limit - upper control limit

Results reported to DL.

When reported, PFBS, PFHxS, PFOA and PFOS include both linear and branched isomers.

Only the linear isomer is reported for all other analytes.

Sample ID: PX-S34-GW-03-0617

Modified EPA Method 537

Client Data			Sample Data			Laboratory Data				
Name:	CH2M Hill		Matrix:	Groundwater		Lab Sample:	1700793-10	Date Received:	29-Jun-2017 10:09	
Project:	Pax Site 34 CTO-JU01		Sample Size:	0.123 L		QC Batch:	B7F0135	Date Extracted:	30-Jun-2017 8:17	
Date Collected:	28-Jun-2017 11:50					Date Analyzed:	08-Jul-17 04:00		Column: BEH C18	
Location:	PX-S34-MW03									

Analyte	Conc. (ng/L)	DL	LOD	LOQ	Qualifiers	Labeled Standard	%R	LCL-UCL	Qualifiers
PFBS	7.14	1.81	5.08	8.11	J	IS 13C3-PFBS	96.9	50 - 150	
PFOA	255	0.660	5.08	8.11		IS 13C2-PFOA	134	50 - 150	
PFOS	28.3	0.818	5.08	8.11		IS 13C8-PFOS	105	50 - 150	

LCL-UCL - Lower control limit - upper control limit

Results reported to DL.

When reported, PFBS, PFHxS, PFOA and PFOS include both linear and branched isomers.

Only the linear isomer is reported for all other analytes.

Sample ID: PX-S34-GW-02-0617

Modified EPA Method 537

Client Data			Sample Data			Laboratory Data				
Name:	CH2M Hill		Matrix:	Groundwater		Lab Sample:	1700793-11	Date Received:	29-Jun-2017 10:09	
Project:	Pax Site 34 CTO-JU01		Sample Size:	0.123 L		QC Batch:	B7F0135	Date Extracted:	30-Jun-2017 8:17	
Date Collected:	28-Jun-2017 13:15					Date Analyzed:	08-Jul-17 04:13 Column: BEH C18			
Location:	PX-S34-MW03									

Analyte	Conc. (ng/L)	DL	LOD	LOQ	Qualifiers	Labeled Standard	%R	LCL-UCL	Qualifiers
PFBS	18.3	1.81	5.08	8.10		IS 13C3-PFBS	98.4	50 - 150	
PFOA	895	0.659	5.08	8.10		IS 13C2-PFOA	123	50 - 150	
PFOS	37.3	0.817	5.08	8.10		IS 13C8-PFOS	112	50 - 150	

LCL-UCL - Lower control limit - upper control limit

Results reported to DL.

When reported, PFBS, PFHxS, PFOA and PFOS include both linear and branched isomers.

Only the linear isomer is reported for all other analytes.

DATA QUALIFIERS & ABBREVIATIONS

B	This compound was also detected in the method blank.
D	Dilution
E	The associated compound concentration exceeded the calibration range of the instrument.
H	Recovery and/or RPD was outside laboratory acceptance limits.
I	Chemical Interference
J	The amount detected is below the Reporting Limit/LOQ.
M	Estimated Maximum Possible Concentration. (CA Region 2 projects only)
*	See Cover Letter
Conc.	Concentration
NA	Not applicable
ND	Not Detected
TEQ	Toxic Equivalency

Unless otherwise noted, solid sample results are reported in dry weight. Tissue samples are reported in wet weight.

CERTIFICATIONS

Accrediting Authority	Certificate Number
Arkansas Department of Environmental Quality	17-015-0
California Department of Health – ELAP	2892
DoD ELAP - A2LA Accredited - ISO/IEC 17025:2005	3091.01
Florida Department of Health	E87777-18
Hawaii Department of Health	N/A
Louisiana Department of Environmental Quality	01977
Maine Department of Health	2016026
Minnesota Department of Health	1175673
Nevada Division of Environmental Protection	CA004132017-1
New Hampshire Environmental Accreditation Program	207716
New Jersey Department of Environmental Protection	CA003
New York Department of Health	11411
Oregon Laboratory Accreditation Program	4042-008
Pennsylvania Department of Environmental Protection	013
Texas Commission on Environmental Quality	T104704189-17-8
Virginia Department of General Services	8621
Washington Department of Ecology	C584
Wisconsin Department of Natural Resources	998036160

Current certificates and lists of licensed parameters are located in the Quality Assurance office and are available upon request.

NELAP Accredited Test Methods

MATRIX: Air	
Description of Test	Method
Determination of Polychlorinated p-Dioxins & Polychlorinated Dibenzofurans	EPA 23

MATRIX: Biological Tissue	
Description of Test	Method
Tetra- through Octa-Chlorinated Dioxins and Furans by Isotope Dilution GC/HRMS	EPA 1613B
Brominated Diphenyl Ethers by HRGC/HRMS	EPA 1614A
Chlorinated Biphenyl Congeners in Water, Soil, Sediment, and Tissue by GC/HRMS	EPA 1668A/C
Pesticides in Water, Soil, Sediment, Biosolids, and Tissue by HRGC/HRMS	EPA 1699
Perfluorinated Alkyl Acids in Drinking Water by SPE and LC/MS/MS	EPA 537
Polychlorinated Dibenzo-p-Dioxins and Polychlorinated Dibenzofurans by GC/HRMS	EPA 8280A/B
Polychlorinated Dibenzodioxins (PCDDs) and Polychlorinated Dibenzofurans (PCDFs) by GC/HRMS	EPA 8290/8290A

MATRIX: Drinking Water	
Description of Test	Method
2,3,7,8-Tetrachlorodibenzo- p-dioxin (2,3,7,8-TCDD) GC/HRMS	EPA 1613
Perfluorinated Alkyl Acids in Drinking Water by SPE and LC/MS/MS	EPA 537

MATRIX: Non-Potable Water	
Description of Test	Method
Tetra- through Octa-Chlorinated Dioxins and Furans by Isotope Dilution GC/HRMS	EPA 1613B
Brominated Diphenyl Ethers by HRGC/HRMS	EPA 1614A
Chlorinated Biphenyl Congeners in Water, Soil, Sediment, and Tissue by GC/HRMS	EPA 1668A/C
Pesticides in Water, Soil, Sediment, Biosolids, and Tissue by HRGC/HRMS	EPA 1699
Perfluorinated Alkyl Acids in Drinking Water by SPE and LC/MS/MS	EPA 537
Dioxin by GC/HRMS	EPA 613
Polychlorinated Dibenzo-p-Dioxins and Polychlorinated Dibenzofurans by GC/HRMS	EPA 8280A/B
Polychlorinated Dibenzodioxins (PCDDs) and Polychlorinated Dibenzofurans (PCDFs) by GC/HRMS	EPA 8290/8290A

MATRIX: Solids	
Description of Test	Method
Tetra-Octa Chlorinated Dioxins and Furans by Isotope Dilution GC/HRMS	EPA 1613
Tetra- through Octa-Chlorinated Dioxins and Furans by Isotope	EPA 1613B

Dilution GC/HRMS	
Brominated Diphenyl Ethers by HRGC/HRMS	EPA 1614A
Chlorinated Biphenyl Congeners in Water, Soil, Sediment, and Tissue by GC/HRMS	EPA 1668A/C
Perfluorinated Alkyl Acids in Drinking Water by SPE and LC/MS/MS	EPA 537
Polychlorinated Dibenzo-p-Dioxins and Polychlorinated Dibenzofurans by GC/HRMS	EPA 8280A/B
Polychlorinated Dibenzodioxins (PCDDs) and Polychlorinated Dibenzofurans (PCDFs) by GC/HRMS	EPA 8290/8290A

CHAIN OF CUSTODY

For Laboratory Use Only
 Laboratory Project ID: 1700793 Temp: 0.5 °C
 Storage ID: WR-2 Storage Secured: Yes No

Project ID: Pax Site 34 CTO-JUΦ1 PO#: _____ Sampler: Lisa Carter/Quinn Philipposis (name)

TAT (check one): 21 days 14 days 7 days
 Standard: 21 days 14 days 7 days Specify: _____
 Rush (surcharge may apply)

Invoice to: Name Juan Acaron Company CHAM Address 3011 SW Williston Road City Gainesville State FL Ph# 352-384-7002 Fax# _____

Relinquished by (printed name and signature) Lisa Carter Date 6/28/17 Time 1530 Received by (printed name and signature) Marissa Sparks Date 6/29/17 Time 1018

Relinquished by (printed name and signature) Robert Liso Date _____ Time _____ Received by (printed name and signature) _____ Date _____ Time _____

SHIP TO: Vista Analytical Laboratory
 1104 Windfield Way
 El Dorado Hills, CA 95762
 (916) 673-1520 * Fax (916) 673-0106
 Method of Shipment: Fed-ex
 Tracking No.: 7870 2426 9625
 ATTN: Martha Mauer
 Add Analysis(es) Requested: 2378-3880 SVOLs (PFCs), EPA 1614, 2370D, 2370D-SIM, EPA 8290, EPA 8280, EPA 1668, EPA 1614, CAR8429

Sample ID	Date	Time	Location/Sample Description	Quantity	Type	Matrix	2378-3880 SVOLs (PFCs)	2378 TCDD/TCDF	PCDD/PCDF	2378-TCDD	2378-TCDD/TCDF	PCDD/PCDF	2378-TCDD	2378 TCDD/TCDF	PCDD/PCDF	TOTALS	COPLANAR PCBs	209 CONGENERS	PBDE	PAH	WHO-28	Mod. EPA 537	Unmodified 537	Comments	
PX-S34-GW-08S-0617	6/27/17	1450	PX-S34-mw08S	2	P	GW	X																		
PX-S34-GW-08D-0617		1555	PX-S34-mw-08D	2	D	GW	X																		
PX-S34-GW-08D-0617-MS		1555	PX-S34-mw-08D	2	P	GW	X																		run QA/QC
PX-S34-GW-08D-0617-SD		1555	PX-S34-mw-08D	2	P	GW	X																		run QA/QC
PX-S34-GW-09-0617		1625	PX-S34-mw09	2	P	GW	X																		
PX-S34-GW-01-0617	6/28/17	0855	PX-S34-mw01	2	P	GW	X																		
PX-S34-EB01-062817-GW		0930	EQ Blank	2	P	GW	X																		Run QA/QC
PX-S34-GW-06-0617		0910	PX-S34-mw06	2	P	GW	X																		
PX-S34-GW-06P-0617		0915	PX-S34-mw06	2	P	GW	X																		
PX-S34-GW-10-0617		1055	PX-S34-mw10	2	P	GW	X																		

Special Instructions/Comments: _____

SEND DOCUMENTATION AND RESULTS TO:

Name: Juan Acaron
 Company: CHAM
 Address: 3011 SW Williston Road
 City: Gainesville State: FL Zip: 32608
 Phone: 352-384-7002 Fax: _____
 Email: Juan.Acaron@cham.com

Container Types: P= HDPE, PJ= HDPE Jar, O = Other: _____
 Bottle Preservation Type: T = Thiosulfate, TZ = Trizma: _____
 Matrix Types: AQ = Aqueous, DW = Drinking Water, EF = Effluent, PP = Pulp/Paper, SD = Sediment, SL = Sludge, SO = Soil, WW = Wastewater, B = Blood/Serum, O = Other: _____

CHAIN OF CUSTODY

For Laboratory Use Only

Laboratory Project ID: 1700793 Temp: 0.5 °C
 Storage ID: WR-7 Storage Secured: Yes No

Project ID: Pax Site 34 CTO J061 PO#: _____ Sampler: Lisa Carter/Quinn Philipowski (name)

TAT Standard: 21 days
 (check one): Rush (surcharge may apply)
 14 days 7 days Specify: _____

Invoice to: Name Juan Acaron Company CHAM Address 3011 SW Williston Road City Gainesville State FL Ph# 352-384-7002 Fax# _____

Relinquished by (printed name and signature) Lisa Carter Date 6/28/17 Time 1530 Received by (printed name and signature) Marissa Sparks Date 6/29/17 Time 1019

SHIP TO: Vista Analytical Laboratory
 1104 Windfield Way
 El Dorado Hills, CA 95762
 (916) 673-1520 * Fax (916) 673-0106

Method of Shipment: Fed-ex
 Tracking No.: 7870 2426 9625

ATTN: Martha Muer

Add Analysis(es) Requested			Container(s)																Comments				
Quantity	Type	Matrix	2378-TEBP-SNO ³ (PFCs)	EPA 1613 EPA 1631 EPA 1631-SIM	EPA 8290	EPA 8280	EPA 1668	EPA 1614	CARB429	PCDD/PCDF	PCDD/PCDF	PCDD/PCDF	PCDD/PCDF	PCDD/PCDF	PCDD/PCDF	TOTALS	COPLANAR PCBs	209 CONGENERS		PBDE	PAH	WHO-29	Mod. EPA 537

Sample ID	Date	Time	Location/Sample Description	Quantity	Type	Matrix	2378-TEBP-SNO ³ (PFCs)	EPA 1613 EPA 1631 EPA 1631-SIM	EPA 8290	EPA 8280	EPA 1668	EPA 1614	CARB429	PCDD/PCDF	PCDD/PCDF	PCDD/PCDF	PCDD/PCDF	PCDD/PCDF	TOTALS	COPLANAR PCBs	209 CONGENERS	PBDE	PAH	WHO-29	Mod. EPA 537	Unmodified 537	Comments
PX-S34-6W-11-0617	6/28/17	1215	PX-S34-mw-11	2	P	GW	X																				
PX-S34-6W-03-0617	6/28/17	1150	PX-S34-mw03	2	P	GW	X																				
PX-S34-6W-02-0617	6/28/17	1315	PX-S34-mw02	2	P	GW	X																				

Special Instructions/Comments: _____

SEND DOCUMENTATION AND RESULTS TO:

Name: Juan Acaron
 Company: CHAM
 Address: 3011 SW Williston Road
 City: Gainesville State: FL Zip: 32608
 Phone: 352-384-7002 Fax: _____
 Email: Juan.Acaron@cham.com

Container Types: P= HDPE, PJ= HDPE Jar
 O = Other: _____

Bottle Preservation Type: T = Thiosulfate,
 TZ = Trizma: _____

Matrix Types: AQ = Aqueous, DW = Drinking Water, EF = Effluent, PP = Pulp/Paper, SD = Sediment,
 SL = Sludge, SO = Soil, WW = Wastewater, B = Blood/Serum, O = Other: _____

Sample Log-in Checklist

Vista Work Order #: 1700793 TAT Std

Samples Arrival:	Date/Time 6/29/17 1009	Initials: WWS	Location: WR-2
Logged In:	Date/Time 06/29/17 1248	Initials: psb	Location: WR-2 Shelf/Rack: E7
Delivered By:	<u>FedEx</u>	UPS	On Trac
Preservation:	<u>Ice</u>	Blue Ice	Dry Ice
Temp °C: 0.9 (uncorrected)	Time: 1017	Thermometer ID: IR-2	
Temp °C: 0.5 (corrected)	Probe used: Yes <input type="checkbox"/> No <input checked="" type="checkbox"/>		

		YES	NO	NA
Adequate Sample Volume Received?		✓		
Holding Time Acceptable?		✓		
Shipping Container(s) Intact?		✓		
Shipping Custody Seals Intact?		✓		
Shipping Documentation Present?		✓		
Airbill	Trk # 7870 2426 9625	✓		
Sample Container Intact?		✓		
Sample Custody Seals Intact?				✓
Chain of Custody / Sample Documentation Present?		✓		
COC Anomaly/Sample Acceptance Form completed?			✓	✓
If Chlorinated or Drinking Water Samples, Acceptable Preservation?			✓	✓
Preservation Documented:	Na ₂ S ₂ O ₃	Trizma	<u>None</u> Label	Yes No NA
Shipping Container	<u>Vista</u>	Client	<u>Retain</u>	Return Dispose

Comments:

July 21, 2017

Vista Work Order No. 1700793

Mr. Juan Acaron
CH2M Hill
3011 SW Williston Rd.
Gainesville, FL 32608

Dear Mr. Acaron,

Enclosed are the results for the sample set received at Vista Analytical Laboratory on June 29, 2017. This sample set was analyzed on a standard turn-around time, under your Project Name 'Pax Site 34 CTO-JU01'.

Vista Analytical Laboratory is committed to serving you effectively. If you require additional information, please contact me at 916-673-1520 or by email at mmaier@vista-analytical.com.

Thank you for choosing Vista as part of your analytical support team.

Sincerely,



Martha Maier
Laboratory Director



Vista Analytical Laboratory certifies that the report herein meets all the requirements set forth by NELAP for those applicable test methods. Results relate only to the samples as received by the laboratory. This report should not be reproduced except in full without the written approval of Vista.

Vista Work Order No. 1700793

Case Narrative

Sample Condition on Receipt:

Eleven groundwater samples were received in good condition and within the method temperature requirements. The samples were received and stored securely in accordance with Vista standard operating procedures and EPA methodology.

Analytical Notes:

Modified EPA Method 537

The samples were extracted and analyzed for PFBS, PFOA and PFOS using Modified EPA Method 537.

Holding Times

The samples were extracted and analyzed within the method hold times.

Quality Control

The Initial Calibration and Continuing Calibration Verifications met the method acceptance criteria.

A Method Blank and Ongoing Precision and Recovery (OPR) sample were extracted and analyzed with the preparation batch. No analytes were detected in the Method Blank above 1/2 the LOQ. The OPR recoveries were within the method acceptance criteria

The labeled standard recoveries for all QC and field samples were within the acceptance criteria.

As requested, an MS/MSD was performed on sample "PX-S34-GW-08D-0617".

TABLE OF CONTENTS

Case Narrative.....	1
Table of Contents.....	3
Sample Inventory.....	4
Analytical Results.....	5
Qualifiers.....	20
Certifications.....	21
Sample Receipt.....	24
Extraction Information.....	27
Sample Data - Modified EPA Method 537.....	32
Continuing Calibration.....	93
Initial Calibration.....	150

Sample Inventory Report

Vista Sample ID	Client Sample ID		Sampled	Received	Components/Containers
1700793-01	PX-S34-GW-08S-0617		27-Jun-17 14:50	29-Jun-17 10:09	HDPE Bottle, 125 mL HDPE Bottle, 125 mL
1700793-02	PX-S34-GW-08D-0617	MS/MSD MS/MSD MS/MSD MS/MSD MS/MSD MS/MSD	27-Jun-17 15:55	29-Jun-17 10:09	HDPE Bottle, 125 mL HDPE Bottle, 125 mL HDPE Bottle, 125 mL HDPE Bottle, 125 mL HDPE Bottle, 125 mL HDPE Bottle, 125 mL
1700793-03	PX-S34-GW-09-0617		27-Jun-17 16:25	29-Jun-17 10:09	HDPE Bottle, 125 mL HDPE Bottle, 125 mL
1700793-04	PX-S34-GW-01-0617		28-Jun-17 08:55	29-Jun-17 10:09	HDPE Bottle, 125 mL HDPE Bottle, 125 mL
1700793-05	PX-S34-EB01-062817-GW		28-Jun-17 09:30	29-Jun-17 10:09	HDPE Bottle, 125 mL HDPE Bottle, 125 mL
1700793-06	PX-S34-GW-06-0617		28-Jun-17 09:10	29-Jun-17 10:09	HDPE Bottle, 125 mL HDPE Bottle, 125 mL
1700793-07	PX-S34-GW-06P-0617		28-Jun-17 09:15	29-Jun-17 10:09	HDPE Bottle, 125 mL HDPE Bottle, 125 mL
1700793-08	PX-S34-GW-10-0617		28-Jun-17 10:55	29-Jun-17 10:09	HDPE Bottle, 125 mL HDPE Bottle, 125 mL
1700793-09	PX-S34-GW-11-0617		28-Jun-17 12:15	29-Jun-17 10:09	HDPE Bottle, 125 mL HDPE Bottle, 125 mL
1700793-10	PX-S34-GW-03-0617		28-Jun-17 11:50	29-Jun-17 10:09	HDPE Bottle, 125 mL HDPE Bottle, 125 mL
1700793-11	PX-S34-GW-02-0617		28-Jun-17 13:15	29-Jun-17 10:09	HDPE Bottle, 125 mL HDPE Bottle, 125 mL

ANALYTICAL RESULTS

Sample ID: Method Blank						Modified EPA Method 537			
Matrix: Aqueous Sample Size: 0.125 L		QC Batch: B7F0135 Date Extracted: 30-Jun-2017 8:17		Lab Sample: B7F0135-BLK1 Date Analyzed: 07-Jul-17 18:20 Column: BEH C18					
Analyte	Conc. (ng/L)	DL	LOD	LOQ	Qualifiers	Labeled Standard	%R	LCL-UCL	Qualifiers
PFBS	ND	1.79	5.00	8.00		IS 13C3-PFBS	97.3	50 - 150	
PFOA	ND	0.651	5.00	8.00		IS 13C2-PFOA	96.6	50 - 150	
PFOS	ND	0.807	5.00	8.00		IS 13C8-PFOS	89.6	50 - 150	

LCL-UCL - Lower control limit - upper control limit

Results reported to DL.

When reported, PFBS, PFHxS, PFOA and PFOS include both linear and branched isomers.

Only the linear isomer is reported for all other analytes.

Sample ID: OPR

Modified EPA Method 537

Matrix: Aqueous Sample Size: 0.125 L	QC Batch: B7F0135 Date Extracted: 30-Jun-2017 8:17	Lab Sample: B7F0135-BS1 Date Analyzed: 07-Jul-17 17:30 Column: BEH C18					
Analyte	Amt Found (ng/L)	Spike Amt	%R	Limits	Labeled Standard	%R	LCL-UCL
PFBS	85.8	80.0	107	70 - 130	IS 13C3-PFBS	108	50 - 150
PFOA	79.6	80.0	99.5	70 - 130	IS 13C2-PFOA	92.0	50 - 150
PFOS	77.2	80.0	96.4	70 - 130	IS 13C8-PFOS	96.1	50 - 150

LCL-UCL - Lower control limit - upper control limit

Sample ID: PX-S34-GW-08S-0617

Modified EPA Method 537

Client Data		Sample Data		Laboratory Data					
Name:	CH2M Hill	Matrix:	Groundwater	Lab Sample:	1700793-01	Date Received:	29-Jun-2017 10:09		
Project:	Pax Site 34 CTO-JU01	Sample Size:	0.119 L	QC Batch:	B7F0135	Date Extracted:	30-Jun-2017 8:17		
Date Collected:	27-Jun-2017 14:50			Date Analyzed:	08-Jul-17 01:04	Column:	BEH C18		
Location:	PX-S34-MW08S								

Analyte	Conc. (ng/L)	DL	LOD	LOQ	Qualifiers	Labeled Standard	%R	LCL-UCL	Qualifiers
PFBS	7.35	1.88	5.25	8.39	J	IS 13C3-PFBS	102	50 - 150	
PFOA	351	0.683	5.25	8.39		IS 13C2-PFOA	142	50 - 150	
PFOS	106	0.847	5.25	8.39		IS 13C8-PFOS	101	50 - 150	

LCL-UCL - Lower control limit - upper control limit

Results reported to DL.

When reported, PFBS, PFHxS, PFOA and PFOS include both linear and branched isomers.

Only the linear isomer is reported for all other analytes.

Sample ID: PX-S34-GW-08D-0617

Modified EPA Method 537

Client Data			Sample Data			Laboratory Data				
Name:	CH2M Hill		Matrix:	Groundwater		Lab Sample:	1700793-02	Date Received:	29-Jun-2017 10:09	
Project:	Pax Site 34 CTO-JU01		Sample Size:	0.118 L		QC Batch:	B7F0135	Date Extracted:	30-Jun-2017 8:17	
Date Collected:	27-Jun-2017 15:55					Date Analyzed:	08-Jul-17 01:17 Column: BEH C18			
Location:	PX-S34-MW08S-08D									

Analyte	Conc. (ng/L)	DL	LOD	LOQ	Qualifiers	Labeled Standard	%R	LCL-UCL	Qualifiers
PFBS	ND	1.89	5.30	8.46		IS 13C3-PFBS	79.8	50 - 150	
PFOA	ND	0.688	5.30	8.46		IS 13C2-PFOA	136	50 - 150	
PFOS	4.07	0.853	5.30	8.46	J	IS 13C8-PFOS	104	50 - 150	

LCL-UCL - Lower control limit - upper control limit

Results reported to DL.

When reported, PFBS, PFHxS, PFOA and PFOS include both linear and branched isomers.

Only the linear isomer is reported for all other analytes.

Matrix Spike Results

Modified EPA Method 537

Source Client ID: PX-S34-GW-08D-0617			QC Batch: B7F0135			Lab Sample: B7F0135-MS1/B7F0135-MSD1								
Source LabNumber: 1700793-02			Date Extracted: 30-Jun-2017 8:17			Date Analyzed: 08-Jul-17 01:30 Column: BEH C18								
Matrix: Aqueous						08-Jul-17 01:42 Column: BEH C18								
Sample Size: 0.118/0.120 L														
Analyte	Spike-MS (ng/L)	MS %R	MS Qual.	Spike-MSD (ng/L)	MSD %R	MSD RPD	MSD Qual.	%R Limit	%RPD Limit	Labeled Standard	MS %R	MS Qualifiers	MSD %R	MS Qual.
PFBS	85.1	109		83.4	103	5.66		70 - 130	25	IS 13C3-PFBS	90.3		93.3	
PFOA	85.1	97.1		83.4	102	4.92		70 - 130	25	IS 13C2-PFOA	134		136	
PFOS	85.1	96.0		83.4	96.3	0.312		70 - 130	25	IS 13C8-PFOS	103		104	

When reported, PFBS, PFHxS, PFOA and PFOS include both linear and branched isomers.
Only the linear isomer is reported for all other analytes.

Sample ID: PX-S34-GW-09-0617

Modified EPA Method 537

Client Data			Sample Data			Laboratory Data				
Name:	CH2M Hill		Matrix:	Groundwater		Lab Sample:	1700793-03	Date Received:	29-Jun-2017 10:09	
Project:	Pax Site 34 CTO-JU01		Sample Size:	0.119 L		QC Batch:	B7F0135	Date Extracted:	30-Jun-2017 8:17	
Date Collected:	27-Jun-2017 16:25					Date Analyzed:	08-Jul-17 01:55 Column: BEH C18			
Location:	PX-S34-MW09									

Analyte	Conc. (ng/L)	DL	LOD	LOQ	Qualifiers	Labeled Standard	%R	LCL-UCL	Qualifiers
PFBS	8.16	1.88	5.25	8.41	J	IS 13C3-PFBS	91.4	50 - 150	
PFOA	215	0.685	5.25	8.41		IS 13C2-PFOA	134	50 - 150	
PFOS	23.1	0.849	5.25	8.41		IS 13C8-PFOS	92.2	50 - 150	

LCL-UCL - Lower control limit - upper control limit

Results reported to DL.

When reported, PFBS, PFHxS, PFOA and PFOS include both linear and branched isomers.

Only the linear isomer is reported for all other analytes.

Sample ID: PX-S34-GW-01-0617

Modified EPA Method 537

Client Data			Sample Data			Laboratory Data				
Name:	CH2M Hill		Matrix:	Groundwater		Lab Sample:	1700793-04	Date Received:	29-Jun-2017 10:09	
Project:	Pax Site 34 CTO-JU01		Sample Size:	0.120 L		QC Batch:	B7F0135	Date Extracted:	30-Jun-2017 8:17	
Date Collected:	28-Jun-2017 8:55					Date Analyzed:	08-Jul-17 02:45		Column: BEH C18	
Location:	PX-S34-MW01									

Analyte	Conc. (ng/L)	DL	LOD	LOQ	Qualifiers	Labeled Standard	%R	LCL-UCL	Qualifiers
PFBS	ND	1.87	5.21	8.37		IS 13C3-PFBS	95.2	50 - 150	
PFOA	10.5	0.681	5.21	8.37		IS 13C2-PFOA	139	50 - 150	
PFOS	6.68	0.844	5.21	8.37	J	IS 13C8-PFOS	118	50 - 150	

LCL-UCL - Lower control limit - upper control limit

Results reported to DL.

When reported, PFBS, PFHxS, PFOA and PFOS include both linear and branched isomers.

Only the linear isomer is reported for all other analytes.

Sample ID: PX-S34-EB01-062817-GW **Modified EPA Method 537**

Client Data		Sample Data		Laboratory Data			
Name:	CH2M Hill	Matrix:	Groundwater	Lab Sample:	1700793-05	Date Received:	29-Jun-2017 10:09
Project:	Pax Site 34 CTO-JU01	Sample Size:	0.117 L	QC Batch:	B7F0135	Date Extracted:	30-Jun-2017 8:17
Date Collected:	28-Jun-2017 9:30			Date Analyzed:	08-Jul-17 02:57	Column:	BEH C18
Location:	EQ BLANK						

Analyte	Conc. (ng/L)	DL	LOD	LOQ	Qualifiers	Labeled Standard	%R	LCL-UCL	Qualifiers
PFBS	ND	1.92	5.34	8.58		IS 13C3-PFBS	95.7	50 - 150	
PFOA	ND	0.698	5.34	8.58		IS 13C2-PFOA	132	50 - 150	
PFOS	ND	0.865	5.34	8.58		IS 13C8-PFOS	101	50 - 150	

LCL-UCL - Lower control limit - upper control limit
 Results reported to DL.
 When reported, PFBS, PFHxS, PFOA and PFOS include both linear and branched isomers.
 Only the linear isomer is reported for all other analytes.

Sample ID: PX-S34-GW-06-0617

Modified EPA Method 537

Client Data			Sample Data			Laboratory Data				
Name:	CH2M Hill		Matrix:	Groundwater		Lab Sample:	1700793-06	Date Received:	29-Jun-2017 10:09	
Project:	Pax Site 34 CTO-JU01		Sample Size:	0.121 L		QC Batch:	B7F0135	Date Extracted:	30-Jun-2017 8:17	
Date Collected:	28-Jun-2017 9:10					Date Analyzed:	08-Jul-17 03:10		Column: BEH C18	
Location:	PX-S34-MW06									

Analyte	Conc. (ng/L)	DL	LOD	LOQ	Qualifiers	Labeled Standard	%R	LCL-UCL	Qualifiers
PFBS	ND	1.85	5.17	8.27		IS 13C3-PFBS	90.5	50 - 150	
PFOA	ND	0.673	5.17	8.27		IS 13C2-PFOA	147	50 - 150	
PFOS	ND	0.835	5.17	8.27		IS 13C8-PFOS	102	50 - 150	

LCL-UCL - Lower control limit - upper control limit

Results reported to DL.

When reported, PFBS, PFHxS, PFOA and PFOS include both linear and branched isomers.

Only the linear isomer is reported for all other analytes.

Sample ID: PX-S34-GW-06P-0617

Modified EPA Method 537

Client Data			Sample Data			Laboratory Data				
Name:	CH2M Hill		Matrix:	Groundwater		Lab Sample:	1700793-07	Date Received:	29-Jun-2017 10:09	
Project:	Pax Site 34 CTO-JU01		Sample Size:	0.113 L		QC Batch:	B7F0135	Date Extracted:	30-Jun-2017 8:17	
Date Collected:	28-Jun-2017 9:15					Date Analyzed:	08-Jul-17 03:22		Column: BEH C18	
Location:	PX-S34-MW6									

Analyte	Conc. (ng/L)	DL	LOD	LOQ	Qualifiers	Labeled Standard	%R	LCL-UCL	Qualifiers
PFBS	ND	1.98	5.53	8.87		IS 13C3-PFBS	92.3	50 - 150	
PFOA	ND	0.722	5.53	8.87		IS 13C2-PFOA	137	50 - 150	
PFOS	ND	0.895	5.53	8.87		IS 13C8-PFOS	99.8	50 - 150	

LCL-UCL - Lower control limit - upper control limit

Results reported to DL.

When reported, PFBS, PFHxS, PFOA and PFOS include both linear and branched isomers.

Only the linear isomer is reported for all other analytes.

Sample ID: PX-S34-GW-10-0617

Modified EPA Method 537

Client Data		Sample Data		Laboratory Data					
Name:	CH2M Hill	Matrix:	Groundwater	Lab Sample:	1700793-08	Date Received:	29-Jun-2017 10:09		
Project:	Pax Site 34 CTO-JU01	Sample Size:	0.119 L	QC Batch:	B7F0135	Date Extracted:	30-Jun-2017 8:17		
Date Collected:	28-Jun-2017 10:55			Date Analyzed:	08-Jul-17 03:35	Column:	BEH C18		
Location:	PX-S34-MW10								

Analyte	Conc. (ng/L)	DL	LOD	LOQ	Qualifiers	Labeled Standard	%R	LCL-UCL	Qualifiers
PFBS	3.92	1.88	5.25	8.40	J	IS 13C3-PFBS	102	50 - 150	
PFOA	133	0.683	5.25	8.40		IS 13C2-PFOA	143	50 - 150	
PFOS	33.6	0.847	5.25	8.40		IS 13C8-PFOS	98.2	50 - 150	

LCL-UCL - Lower control limit - upper control limit

Results reported to DL.

When reported, PFBS, PFHxS, PFOA and PFOS include both linear and branched isomers.

Only the linear isomer is reported for all other analytes.

Sample ID: PX-S34-GW-11-0617

Modified EPA Method 537

Client Data			Sample Data			Laboratory Data				
Name:	CH2M Hill		Matrix:	Groundwater		Lab Sample:	1700793-09	Date Received:	29-Jun-2017 10:09	
Project:	Pax Site 34 CTO-JU01		Sample Size:	0.121 L		QC Batch:	B7F0135	Date Extracted:	30-Jun-2017 8:17	
Date Collected:	28-Jun-2017 12:15					Date Analyzed:	08-Jul-17 03:48		Column: BEH C18	
Location:	PX-S34-MW11									

Analyte	Conc. (ng/L)	DL	LOD	LOQ	Qualifiers	Labeled Standard	%R	LCL-UCL	Qualifiers
PFBS	6.20	1.85	5.17	8.28	J	IS 13C3-PFBS	90.8	50 - 150	
PFOA	143	0.674	5.17	8.28		IS 13C2-PFOA	131	50 - 150	
PFOS	33.3	0.836	5.17	8.28		IS 13C8-PFOS	101	50 - 150	

LCL-UCL - Lower control limit - upper control limit

Results reported to DL.

When reported, PFBS, PFHxS, PFOA and PFOS include both linear and branched isomers.

Only the linear isomer is reported for all other analytes.

Sample ID: PX-S34-GW-03-0617

Modified EPA Method 537

Client Data		Sample Data		Laboratory Data					
Name:	CH2M Hill	Matrix:	Groundwater	Lab Sample:	1700793-10	Date Received:	29-Jun-2017 10:09		
Project:	Pax Site 34 CTO-JU01	Sample Size:	0.123 L	QC Batch:	B7F0135	Date Extracted:	30-Jun-2017 8:17		
Date Collected:	28-Jun-2017 11:50			Date Analyzed:	08-Jul-17 04:00	Column:	BEH C18		
Location:	PX-S34-MW03								

Analyte	Conc. (ng/L)	DL	LOD	LOQ	Qualifiers	Labeled Standard	%R	LCL-UCL	Qualifiers
PFBS	7.14	1.81	5.08	8.11	J	IS 13C3-PFBS	96.9	50 - 150	
PFOA	255	0.660	5.08	8.11		IS 13C2-PFOA	134	50 - 150	
PFOS	28.3	0.818	5.08	8.11		IS 13C8-PFOS	105	50 - 150	

LCL-UCL - Lower control limit - upper control limit

Results reported to DL.

When reported, PFBS, PFHxS, PFOA and PFOS include both linear and branched isomers.

Only the linear isomer is reported for all other analytes.

Sample ID: PX-S34-GW-02-0617

Modified EPA Method 537

Client Data		Sample Data			Laboratory Data				
Name:	CH2M Hill	Matrix:	Groundwater		Lab Sample:	1700793-11	Date Received:	29-Jun-2017 10:09	
Project:	Pax Site 34 CTO-JU01	Sample Size:	0.123 L		QC Batch:	B7F0135	Date Extracted:	30-Jun-2017 8:17	
Date Collected:	28-Jun-2017 13:15	Date Analyzed: 08-Jul-17 04:13 Column: BEH C18							
Location:	PX-S34-MW03								

Analyte	Conc. (ng/L)	DL	LOD	LOQ	Qualifiers	Labeled Standard	%R	LCL-UCL	Qualifiers
PFBS	18.3	1.81	5.08	8.10		IS 13C3-PFBS	98.4	50 - 150	
PFOA	895	0.659	5.08	8.10		IS 13C2-PFOA	123	50 - 150	
PFOS	37.3	0.817	5.08	8.10		IS 13C8-PFOS	112	50 - 150	

LCL-UCL - Lower control limit - upper control limit

Results reported to DL.

When reported, PFBS, PFHxS, PFOA and PFOS include both linear and branched isomers.

Only the linear isomer is reported for all other analytes.

DATA QUALIFIERS & ABBREVIATIONS

B	This compound was also detected in the method blank.
D	Dilution
E	The associated compound concentration exceeded the calibration range of the instrument.
H	Recovery and/or RPD was outside laboratory acceptance limits.
I	Chemical Interference
J	The amount detected is below the Reporting Limit/LOQ.
M	Estimated Maximum Possible Concentration. (CA Region 2 projects only)
*	See Cover Letter
Conc.	Concentration
NA	Not applicable
ND	Not Detected
TEQ	Toxic Equivalency

Unless otherwise noted, solid sample results are reported in dry weight. Tissue samples are reported in wet weight.

CERTIFICATIONS

Accrediting Authority	Certificate Number
Arkansas Department of Environmental Quality	17-015-0
California Department of Health – ELAP	2892
DoD ELAP - A2LA Accredited - ISO/IEC 17025:2005	3091.01
Florida Department of Health	E87777-18
Hawaii Department of Health	N/A
Louisiana Department of Environmental Quality	01977
Maine Department of Health	2016026
Minnesota Department of Health	1175673
Nevada Division of Environmental Protection	CA004132017-1
New Hampshire Environmental Accreditation Program	207716
New Jersey Department of Environmental Protection	CA003
New York Department of Health	11411
Oregon Laboratory Accreditation Program	4042-008
Pennsylvania Department of Environmental Protection	013
Texas Commission on Environmental Quality	T104704189-17-8
Virginia Department of General Services	8621
Washington Department of Ecology	C584
Wisconsin Department of Natural Resources	998036160

Current certificates and lists of licensed parameters are located in the Quality Assurance office and are available upon request.

NELAP Accredited Test Methods

MATRIX: Air	
Description of Test	Method
Determination of Polychlorinated p-Dioxins & Polychlorinated Dibenzofurans	EPA 23

MATRIX: Biological Tissue	
Description of Test	Method
Tetra- through Octa-Chlorinated Dioxins and Furans by Isotope Dilution GC/HRMS	EPA 1613B
Brominated Diphenyl Ethers by HRGC/HRMS	EPA 1614A
Chlorinated Biphenyl Congeners in Water, Soil, Sediment, and Tissue by GC/HRMS	EPA 1668A/C
Pesticides in Water, Soil, Sediment, Biosolids, and Tissue by HRGC/HRMS	EPA 1699
Perfluorinated Alkyl Acids in Drinking Water by SPE and LC/MS/MS	EPA 537
Polychlorinated Dibenzo-p-Dioxins and Polychlorinated Dibenzofurans by GC/HRMS	EPA 8280A/B
Polychlorinated Dibenzodioxins (PCDDs) and Polychlorinated Dibenzofurans (PCDFs) by GC/HRMS	EPA 8290/8290A

MATRIX: Drinking Water	
Description of Test	Method
2,3,7,8-Tetrachlorodibenzo- p-dioxin (2,3,7,8-TCDD) GC/HRMS	EPA 1613
Perfluorinated Alkyl Acids in Drinking Water by SPE and LC/MS/MS	EPA 537

MATRIX: Non-Potable Water	
Description of Test	Method
Tetra- through Octa-Chlorinated Dioxins and Furans by Isotope Dilution GC/HRMS	EPA 1613B
Brominated Diphenyl Ethers by HRGC/HRMS	EPA 1614A
Chlorinated Biphenyl Congeners in Water, Soil, Sediment, and Tissue by GC/HRMS	EPA 1668A/C
Pesticides in Water, Soil, Sediment, Biosolids, and Tissue by HRGC/HRMS	EPA 1699
Perfluorinated Alkyl Acids in Drinking Water by SPE and LC/MS/MS	EPA 537
Dioxin by GC/HRMS	EPA 613
Polychlorinated Dibenzo-p-Dioxins and Polychlorinated Dibenzofurans by GC/HRMS	EPA 8280A/B
Polychlorinated Dibenzodioxins (PCDDs) and Polychlorinated Dibenzofurans (PCDFs) by GC/HRMS	EPA 8290/8290A

MATRIX: Solids	
Description of Test	Method
Tetra-Octa Chlorinated Dioxins and Furans by Isotope Dilution GC/HRMS	EPA 1613
Tetra- through Octa-Chlorinated Dioxins and Furans by Isotope	EPA 1613B

Dilution GC/HRMS	
Brominated Diphenyl Ethers by HRGC/HRMS	EPA 1614A
Chlorinated Biphenyl Congeners in Water, Soil, Sediment, and Tissue by GC/HRMS	EPA 1668A/C
Perfluorinated Alkyl Acids in Drinking Water by SPE and LC/MS/MS	EPA 537
Polychlorinated Dibenzo-p-Dioxins and Polychlorinated Dibenzofurans by GC/HRMS	EPA 8280A/B
Polychlorinated Dibenzodioxins (PCDDs) and Polychlorinated Dibenzofurans (PCDFs) by GC/HRMS	EPA 8290/8290A

CHAIN OF CUSTODY

For Laboratory Use Only
 Laboratory Project ID: 1700793 Temp: 0.5 °C
 Storage ID: WR-2 Storage Secured: Yes No

Project ID: Pax Site 34 CTO-JUΦ1 PO#: _____ Sampler: Lisa Carter/Quinn Philipposis (name)

TAT (check one): 21 days 14 days 7 days
 Standard: 21 days 14 days 7 days Specify: _____
 Rush (surcharge may apply)

Invoice to: Name Juan Acaron Company CHAM Address 3011 SW Williston Road City Gainsville State FL Ph# 352-384-7002 Fax# _____

Relinquished by (printed name and signature) Lisa Carter Date 6/28/17 Time 1530 Received by (printed name and signature) Marissa Sparks Date 6/29/17 Time 1018

Relinquished by (printed name and signature) Robert Liso Date _____ Time _____ Received by (printed name and signature) _____ Date _____ Time _____

SHIP TO: Vista Analytical Laboratory
 1104 Windfield Way
 El Dorado Hills, CA 95762
 (916) 673-1520 * Fax (916) 673-0106
 Method of Shipment: Fed-ex
 Tracking No.: 7870 2426 9625
 ATTN: Martha Mauer

Add Analysis(es) Requested			Container(s)													Comments						
Quantity	Type	Matrix	2378-388D SVOLs (PFCs)	EPA 1641	2370D	2370D-SIM	EPA 8290	EPA 8280	EPA 1668	EPA 1614	CAR8429	2378-TCDD	2378-TCDD/TCDF	PCDD/PCDF	TOTALS		COPLANAR PCBs	209 CONGENERS	PBDE	PAH	WFO-28	Mod. EPA 537

Sample ID	Date	Time	Location/Sample Description	Quantity	Type	Matrix	2378-388D SVOLs (PFCs)	EPA 1641	2370D	2370D-SIM	EPA 8290	EPA 8280	EPA 1668	EPA 1614	CAR8429	2378-TCDD	2378-TCDD/TCDF	PCDD/PCDF	TOTALS	COPLANAR PCBs	209 CONGENERS	PBDE	PAH	WFO-28	Mod. EPA 537	Unmodified 537	Comments		
PX-S34-GW-08S-0617	6/27/17	1450	PX-S34-MW08S	2	P	GW	X																						
PX-S34-GW-08D-0617		1555	PX-S34-MW-08D	2	D	GW	X																						
PX-S34-GW-08D-0617-MS		1555	PX-S34-MW-08D	2	P	GW	X																					run QA/QC	
PX-S34-GW-08D-0617-SD		1555	PX-S34-MW-08D	2	P	GW	X																					run QA/QC	
PX-S34-GW-09-0617		1625	PX-S34-MW09	2	P	GW	X																						
PX-S34-GW-01-0617	6/28/17	0855	PX-S34-MW01	2	P	GW	X																						
PX-S34-EB01-062817-GW		0930	EQ Blank	2	P	GW	X																					Run QA/QC	
PX-S34-GW-06-0617		0910	PX-S34-MW06	2	P	GW	X																						
PX-S34-GW-06P-0617		0915	PX-S34-MW06	2	P	GW	X																						
PX-S34-GW-10-0617		1055	PX-S34-MW10	2	P	GW	X																						

Special Instructions/Comments: _____

SEND DOCUMENTATION AND RESULTS TO:

Name: Juan Acaron
 Company: CHAM
 Address: 3011 SW Williston Road
 City: Gainsville State: FL Zip: 32608
 Phone: 352-384-7002 Fax: _____
 Email: Juan.Acaron@cham.com

Container Types: P= HDPE, PJ= HDPE Jar O = Other: _____
 Bottle Preservation Type: T = Thiosulfate, TZ = Trizma: _____
 Matrix Types: AQ = Aqueous, DW = Drinking Water, EF = Effluent, PP = Pulp/Paper, SD = Sediment, SL = Sludge, SO = Soil, WW = Wastewater, B = Blood/Serum, O = Other: _____

CHAIN OF CUSTODY

For Laboratory Use Only

Laboratory Project ID: 1700793 Temp: 0.5 °C
 Storage ID: WR-7 Storage Secured: Yes No

Project ID: Pax Site 34 CTO J061 PO#: _____ Sampler: Lisa Carter/Quinn Philipposian (name)

TAT Standard: 21 days
 (check one): Rush (surcharge may apply)
 14 days 7 days Specify: _____

Invoice to: Name Juan Acaron Company CHAM Address 3011 SW Williston Road City Gainesville FL State FL Ph# 352-384-7002 Fax# _____

Relinquished by (printed name and signature) Lisa Carter Date 6/28/17 Time 1530 Received by (printed name and signature) Marissa Sparks Date 6/29/17 Time 1019

SHIP TO: Vista Analytical Laboratory
 1104 Windfield Way
 El Dorado Hills, CA 95762
 (916) 673-1520 * Fax (916) 673-0106

Method of Shipment: Fed-ex
 Tracking No.: 7870 2426 9625

ATTN: Martha Muer

Add Analysis(es) Requested			Container(s)															Comments	
Quantity	Type	Matrix	2378-TEBP-SNO ³ (PFCs)	EPA 7613 2378-TCDD	PCDD/PCDF	2378-TCDD	2378-TCDD/TCDF	PCDD/PCDF	2378-TCDD	2378-TCDD/TCDF	PCDD/PCDF	TOTALS	COPLANAR PCBs	209 CONGENERS	PBDE	PAH	WHO-29		Mod. EPA 537

Sample ID	Date	Time	Location/Sample Description	Quantity	Type	Matrix	2378-TEBP-SNO ³ (PFCs)	EPA 7613 2378-TCDD	PCDD/PCDF	2378-TCDD	2378-TCDD/TCDF	PCDD/PCDF	TOTALS	COPLANAR PCBs	209 CONGENERS	PBDE	PAH	WHO-29	Mod. EPA 537	Unmodified 537	Comments	
PX-S34-6W-11-0617	6/28/17	1215	PX-S34-mw-11	2	P	GW	X															
PX-S34-6W-03-0617	6/28/17	1150	PX-S34-mw03	2	P	GW	X															
PX-S34-6W-02-0617	6/28/17	1315	PX-S34-mw02	2	P	GW	X															

Special Instructions/Comments: _____

SEND DOCUMENTATION AND RESULTS TO:

Name: Juan Acaron
 Company: CHAM
 Address: 3011 SW Williston Road
 City: Gainesville State: FL Zip: 32608
 Phone: 352-384-7002 Fax: _____
 Email: Juan.Acaron@cham.com

Container Types: P= HDPE, PJ= HDPE Jar
 O = Other: _____

Bottle Preservation Type: T = Thiosulfate,
 TZ = Trizma: _____

Matrix Types: AQ = Aqueous, DW = Drinking Water, EF = Effluent, PP = Pulp/Paper, SD = Sediment,
 SL = Sludge, SO = Soil, WW = Wastewater, B = Blood/Serum, O = Other: _____

Sample Log-in Checklist

Vista Work Order #: 1700793 TAT Std

Samples Arrival:	Date/Time 6/29/17 1009	Initials: WWS	Location: WR-2
			Shelf/Rack: N/A
Logged In:	Date/Time 06/29/17 1248	Initials: psb	Location: WR-2
			Shelf/Rack: E7
Delivered By:	<input checked="" type="radio"/> FedEx	<input type="radio"/> UPS	<input type="radio"/> On Trac
		<input type="radio"/> GSO	<input type="radio"/> DHL
		<input type="radio"/> Hand Delivered	<input type="radio"/> Other
Preservation:	<input checked="" type="radio"/> Ice	<input type="radio"/> Blue Ice	<input type="radio"/> Dry Ice
	<input type="radio"/> None		
Temp °C: 0.9 (uncorrected)	Time: 1017		Thermometer ID: IR-2
Temp °C: 0.5 (corrected)	Probe used: Yes <input type="checkbox"/> No <input checked="" type="checkbox"/>		

		YES	NO	NA
Adequate Sample Volume Received?		<input checked="" type="checkbox"/>		
Holding Time Acceptable?		<input checked="" type="checkbox"/>		
Shipping Container(s) Intact?		<input checked="" type="checkbox"/>		
Shipping Custody Seals Intact?		<input checked="" type="checkbox"/>		
Shipping Documentation Present?		<input checked="" type="checkbox"/>		
Airbill	Trk # 7870 2426 9625	<input checked="" type="checkbox"/>		
Sample Container Intact?		<input checked="" type="checkbox"/>		
Sample Custody Seals Intact?				<input checked="" type="checkbox"/>
Chain of Custody / Sample Documentation Present?		<input checked="" type="checkbox"/>		
COC Anomaly/Sample Acceptance Form completed?			<input checked="" type="checkbox"/>	<input checked="" type="checkbox"/>
If Chlorinated or Drinking Water Samples, Acceptable Preservation?			<input checked="" type="checkbox"/>	<input checked="" type="checkbox"/>
Preservation Documented:	Na ₂ S ₂ O ₃ Trizma <u>None</u> Label	<input checked="" type="checkbox"/> Yes	<input checked="" type="checkbox"/> No	<input checked="" type="checkbox"/> NA
Shipping Container	<u>Vista</u> Client	<input checked="" type="checkbox"/> Retain	<input type="checkbox"/> Return	<input type="checkbox"/> Dispose

Comments:

EXTRACTION INFORMATION

Process Sheet
Workorder: 1700793

Prep Expiration: 2017-Jul-11
 Client: CH2M Hill

Workorder Due: 21-Jul-17 00:00

TAT: 22

Method: **537M PFAS DOD (LOQ as mRL)**
 Matrix: **Aqueous**

Prep Batch: B7F0135

Prep Data Entered: HB ~~Y~~ 7/13/17
Date and Initials

Version: PFOA, PFOS, and PFBS only

Initial Sequence: _____

LabSampleID	Recon	ClientSampleID	Date Received	Location	Comments
1700793-01 A	<input checked="" type="checkbox"/>	PX-S34-GW-08S-0617	29-Jun-17 10:09	WR-2 E-7	
1700793-02 ABC	<input checked="" type="checkbox"/>	PX-S34-GW-08D-0617	29-Jun-17 10:09	WR-2 E-7	MS/MSD
1700793-03 A	<input checked="" type="checkbox"/>	PX-S34-GW-09-0617	29-Jun-17 10:09	WR-2 E-7	
1700793-04 A	<input checked="" type="checkbox"/>	PX-S34-GW-01-0617	29-Jun-17 10:09	WR-2 E-7	
1700793-05 A	<input checked="" type="checkbox"/>	PX-S34-EB01-062817-GW	29-Jun-17 10:09	WR-2 E-7	
1700793-06 A	<input checked="" type="checkbox"/>	PX-S34-GW-06-0617	29-Jun-17 10:09	WR-2 E-7	
1700793-07 A	<input checked="" type="checkbox"/>	PX-S34-GW-06P-0617	29-Jun-17 10:09	WR-2 E-7	
1700793-08 A	<input checked="" type="checkbox"/>	PX-S34-GW-10-0617	29-Jun-17 10:09	WR-2 E-7	
1700793-09 A	<input checked="" type="checkbox"/>	PX-S34-GW-11-0617	29-Jun-17 10:09	WR-2 E-7	
1700793-10 A	<input checked="" type="checkbox"/>	PX-S34-GW-03-0617	29-Jun-17 10:09	WR-2 E-7	
1700793-11 A	<input checked="" type="checkbox"/>	PX-S34-GW-02-0617	29-Jun-17 10:09	WR-2 E-7	

Vista PM:Martha Maier

Vial Box ID: ze-brawl

Sample Reconciled By: HB 6/20/17

Batch: B7F0135

Matrix: Aqueous

LabNumber	WetWeight (Initial)	% Solids (Extraction Solids)	DryWeight	Final	Extracted	Ext By	Spike	SpikeAmount	ClientMatrix	Analysis
1700776-01	0.12136 -	NA	NA	1000	30-Jun-17 08:17	GM			Groundwater	537M PFAS DOD (LOQ as
1700776-02	0.11927 -			1000	30-Jun-17 08:17	GM			Groundwater	537M PFAS DOD (LOQ as
1700776-03	0.11749 -			1000	30-Jun-17 08:17	GM			Groundwater	537M PFAS DOD (LOQ as
1700793-01	0.11916 -			1000	30-Jun-17 08:17	GM			Groundwater	537M PFAS DOD (LOQ as
1700793-02	0.11827 -			1000	30-Jun-17 08:17	GM			Groundwater	537M PFAS DOD (LOQ as
1700793-03	0.11886 -			1000	30-Jun-17 08:17	GM			Groundwater	537M PFAS DOD (LOQ as
1700793-04	0.11953 -			1000	30-Jun-17 08:17	GM			Groundwater	537M PFAS DOD (LOQ as
1700793-05	0.11656 -			1000	30-Jun-17 08:17	GM			Groundwater	537M PFAS DOD (LOQ as
1700793-06	0.12086 -			1000	30-Jun-17 08:17	GM			Groundwater	537M PFAS DOD (LOQ as
1700793-07	0.11277 -			1000	30-Jun-17 08:17	GM			Groundwater	537M PFAS DOD (LOQ as
1700793-08	0.11911 -			1000	30-Jun-17 08:17	GM			Groundwater	537M PFAS DOD (LOQ as
1700793-09	0.12073 -			1000	30-Jun-17 08:17	GM			Groundwater	537M PFAS DOD (LOQ as
1700793-10	0.12331 -			1000	30-Jun-17 08:17	GM			Groundwater	537M PFAS DOD (LOQ as
1700793-11	0.12343 -			1000	30-Jun-17 08:17	GM			Groundwater	537M PFAS DOD (LOQ as
B7F0135-BLK1	0.125			1000	30-Jun-17 08:17	GM				QC
B7F0135-BS1	0.125			1000	30-Jun-17 08:17	GM	17D2705	- 10		QC
B7F0135-MS1	0.11754 -			1000	30-Jun-17 08:17	GM	17D2705	- 10		QC
B7F0135-MSD1	0.1199 -			1000	30-Jun-17 08:17	GM	17D2705	10		QC

JAL 7/3/17

PREPARATION BENCH SHEET

Matrix: Aqueous

Méthod: 537M PFAS DOD (LOO as mL)

B7F0135

Chemist: KBF E. Mendivil
 Date: 6/30/17
 Prep Date/Time: 30-Jun-17 08:17

Prepared using: LCMS - SPE Extraction-LCMS

C	VISTA Sample ID	pH Before	pH After	Chlorine (Cl)	Drops HCl Added	Bottle + Sample (g)	Bottle Only (g)	Sample Amt. (L)	IS/NS CHEM/WIT DATE	SPE	RS CHEM/WIT DATE
<input type="checkbox"/>	B7F0135-BLK1	5	2	0	3	NA	NA	(0.125)	<u>DM KBF 6/30/17</u>	<u>KBF 6/30/17</u>	<u>DM KBF 6/30/17</u>
<input type="checkbox"/>	B7F0135-BS1	5	2	0	3	↓	↓	↓	<u>DM KBF 6/30/17</u>		
<input type="checkbox"/>	B7F0135-MS1 1700793-02	5	2	0	3	144.42	26.88	0.11754	✓		
<input type="checkbox"/>	B7F0135-MSD1 1700793-02	5	2	0	3	146.97	27.07	0.11990	✓		
<input type="checkbox"/>	1700776-01	5	2	0	3	148.05	26.69	0.12136			
<input type="checkbox"/>	1700776-02	6	2	0	3	146.05	26.78	0.11927			
<input type="checkbox"/>	1700776-03	6	2	0	3	144.33	26.84	0.11749			
<input type="checkbox"/>	1700793-01	6	2	0	3	146.10	26.94	0.11916	✓		
<input type="checkbox"/>	1700793-02	5	2	0	3	145.33	27.06	0.11827	✓		
<input type="checkbox"/>	1700793-03	4	2	0	3	145.84	26.98	0.11886	✓		
<input type="checkbox"/>	1700793-04	4	2	0	3	146.56	27.03	0.11953			
<input type="checkbox"/>	1700793-05	4	2	0	3	143.42	26.86	0.11656	✓		
<input type="checkbox"/>	1700793-06	4	2	0	3	147.79	26.93	0.12086	✓		
<input type="checkbox"/>	1700793-07	4	2	0	3	139.76	26.99	0.11277	✓		
<input type="checkbox"/>	1700793-08	4	2	0	3	145.99	26.88	0.11911	✓		
<input type="checkbox"/>	1700793-09	4	2	0	3	147.73	27.00	0.12043	<u>DM KBF 6/30/17</u>		

C7G0005

IS Name <u>17E2617, 10mL</u> <u>V4</u>	NS Name <u>17D2705, 10mL</u> <u>V3</u>	RS Name <u>17E1907, 10mL</u> <u>V1</u>	SPE Chem: <u>Strata-XAW-33 mm 200mg/6mL</u>	Check Out: <u>HB6/30/17</u>
			Ele SOLV: <u>MeOH / 0.5% NH₄OH in MeOH</u>	Check In: <u>NA</u>
			Final Volume(s) <u>1 mL</u>	Balance ID: <u>HRMS-8</u>
				pH Adjusted: <u>HB6/30/17</u>

Comments: Assume 1 g = 1 mL

PREPARATION BENCH SHEET

Matrix: Aqueous

Method: 537M PFAS DOD (LOO as mRL)

B7F0135

Chemist: G. Mendida

Prep Date/Time: 30-Jun-17 08:17

Prepared using: LCMS - SPE Extraction-LCMS

C	VISTA Sample ID	pH Before	pH After	Chlorine (Cl)	Drops HCl Added	Bottle + Sample (g)	Bottle Only (g)	Sample Amt. (L)	IS/NS CHEM/WIT DATE	SPE	RS CHEM/WIT DATE
<input type="checkbox"/>	1700793-10	4	2	0	3	150.33	27.02	0.12331	KA ^{DM} KAF 6/30/17	KAF 6/30/17	DM KAF 6/30/17
<input type="checkbox"/>	1700793-11	4	2	0	3	150.39	26.96	0.12343	KA ^{DM} KAF 6/30/17	↓	↓

IS Name <u>AE2617 10µL</u> (V4)	NS Name <u>170230S 10µL</u> (V3)	RS Name <u>17E1907 10µL</u> (V1)	SPE Chem: <u>Stata-XAW-33nm 200mg/6mL</u>	Check Out: <u>HB 6/30/17</u>
			Ele SOLV: <u>MeOH / 0.5% NH₄OH in MeOH</u>	Check In: <u>empty</u>
			Final Volume(s): <u>1 mL</u>	Balance ID: <u>HRMS-8</u>
				pH Adjusted: <u>HB 6/30/17</u>

Comments: Assume 1 g = 1 mL

SAMPLE DATA – MODIFIED EPA METHOD 537

Dataset: U:\G1.PRO\Results\2017\170707G3\170707G3-11.qld

Last Altered: Wednesday, July 19, 2017 11:24:53 Pacific Daylight Time

Printed: Wednesday, July 19, 2017 11:25:22 Pacific Daylight Time

Method: U:\G1.PRO\MethDB\PFAS_14or16_2trans_0630.mdb 10 Jul 2017 16:23:41

Calibration: U:\G1.PRO\CurveDB\C18_VAL-PFC_Q1_6-30-17_L16_2Trans.cdb 30 Jun 2017 17:15:07

ID: B7F0135-BLK1 Method Blank 0.125, Description: Method Blank, Name: 170707G3_11, Date: 07-Jul-2017, Time: 18:20:55

	# Name	Trace	Peak Area	IS Resp	RRF Mean	wt/vol	RT	Conc.	%Rec
1	3 PFBS	299.0 > 79.7		4.063e3		0.125			
2	7 PFOA	413.0 > 368.7	1.116e2	1.443e4		0.125	4.20		
3	9 PFOS	499.0 >79.9		4.497e3		0.125			
4	12 13C3-PFBS	302.0 > 98.8	4.063e3	1.485e4	0.281	0.125	2.89	97.3	97.3
5	17 13C2-PFOA	414.9 > 369.7	1.443e4	4.945e3	3.020	0.125	4.20	96.6	96.6
6	20 13C8-PFOS	507.0 > 79.9	4.497e3	4.869e3	1.031	0.125	4.60	89.6	89.6
7	21 13C4-PFBA	216.9 > 171.8	7.678e3	7.678e3	1.000	0.125	1.63	100	100
8	22 13C5-PFHxA	318>272.9	1.485e4	1.485e4	1.000	0.125	3.29	100	100
9	23 13C3-PFHxS	401.9 > 79.9	7.148e3	7.148e3	1.000	0.125	3.91	100	100
10	24 13C8-PFOA	421.3 > 376	4.945e3	4.945e3	1.000	0.125	4.20	100	100
11	25 13C9-PFNA	472.2 > 426.9	5.994e3	5.994e3	1.000	0.125	4.54	100	100
12	26 13C4-PFOS	503.0 > 79.9	4.869e3	4.869e3	1.000	0.125	4.60	100	100
13	27 13C6-PFDA	519.10 > 473.70	4.627e3	4.627e3	1.000	0.125	4.82	100	100
14	28 Total PFBS	299.0 > 79.7		4.063e3		0.125			
15	30 Total PFOA	413.0 > 368.7		1.443e4		0.125			
16	31 Total PFOS	499.0 >79.9		4.497e3		0.125			

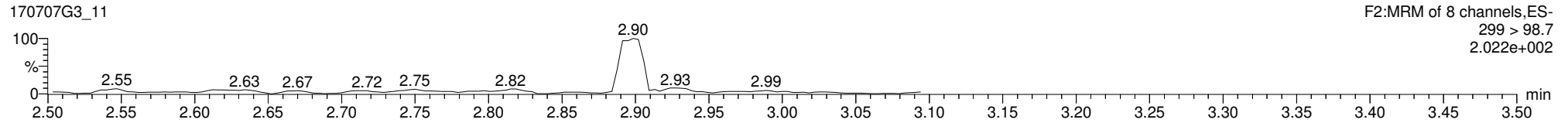
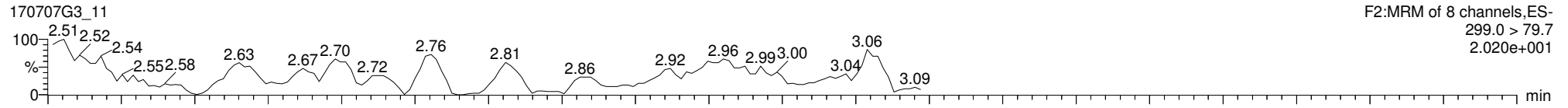
Dataset: U:\G1.PRO\Results\2017\170707G3\170707G3-11.qld

Last Altered: Wednesday, July 19, 2017 11:24:53 Pacific Daylight Time
Printed: Wednesday, July 19, 2017 11:25:22 Pacific Daylight Time

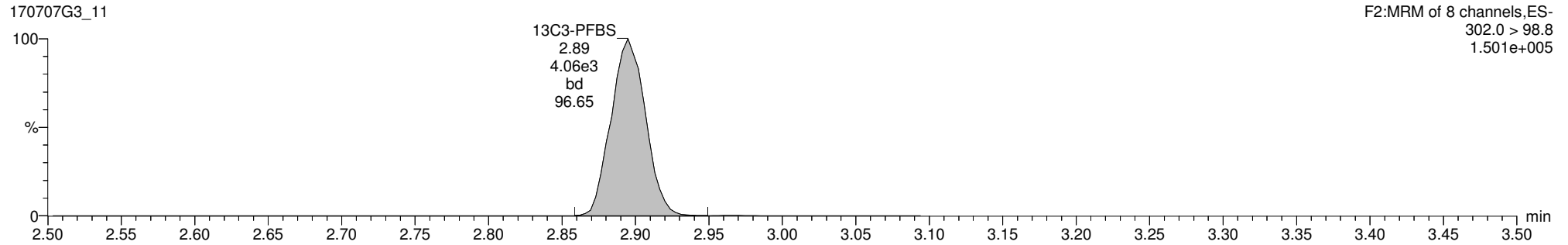
Method: U:\G1.PRO\MethDB\PFAS_14or16_2trans_0630.mdb 10 Jul 2017 16:23:41
Calibration: U:\G1.PRO\CurveDB\C18_VAL-PFC_Q1_6-30-17_L16_2Trans.cdb 30 Jun 2017 17:15:07

ID: B7F0135-BLK1 Method Blank 0.125, Description: Method Blank, Name: 170707G3_11, Date: 07-Jul-2017, Time: 18:20:55, Instrument: , Lab: , User:

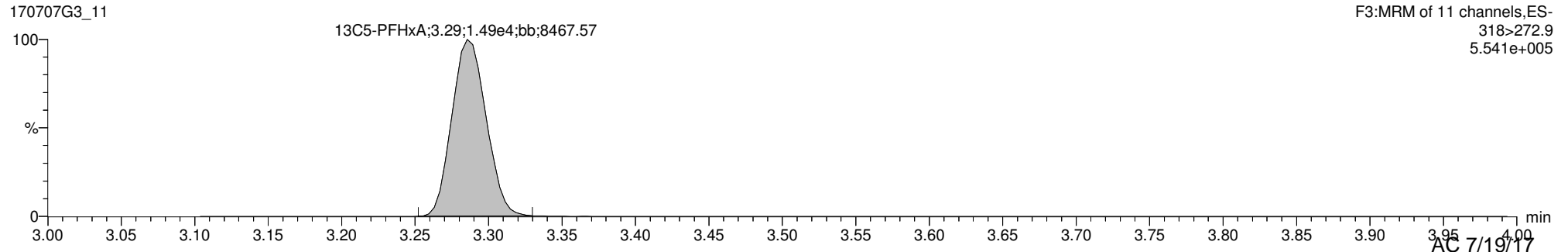
PFBS



13C3-PFBS



13C5-PFHxA



AC 7/19/17

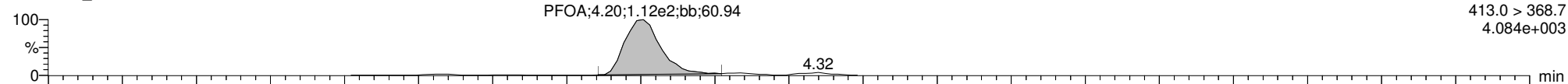
Dataset: U:\G1.PRO\Results\2017\170707G3\170707G3-11.qld

Last Altered: Wednesday, July 19, 2017 11:24:53 Pacific Daylight Time
Printed: Wednesday, July 19, 2017 11:25:22 Pacific Daylight Time

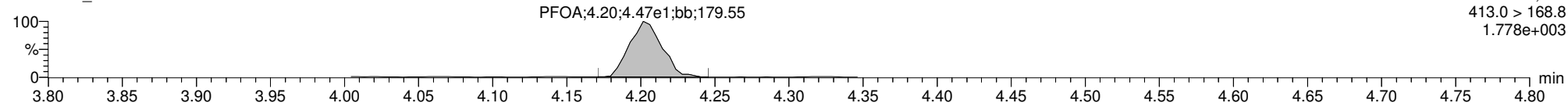
ID: B7F0135-BLK1 Method Blank 0.125, Description: Method Blank, Name: 170707G3_11, Date: 07-Jul-2017, Time: 18:20:55, Instrument: , Lab: , User:

PFOA

170707G3_11

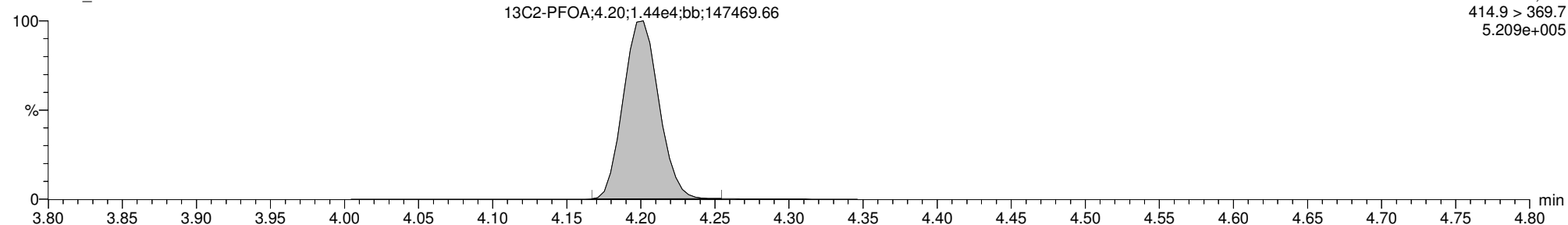


170707G3_11



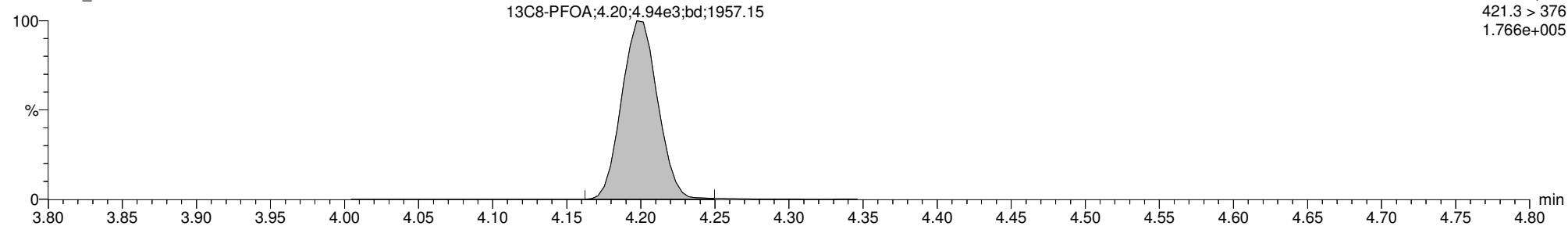
13C2-PFOA

170707G3_11



13C8-PFOA

170707G3_11

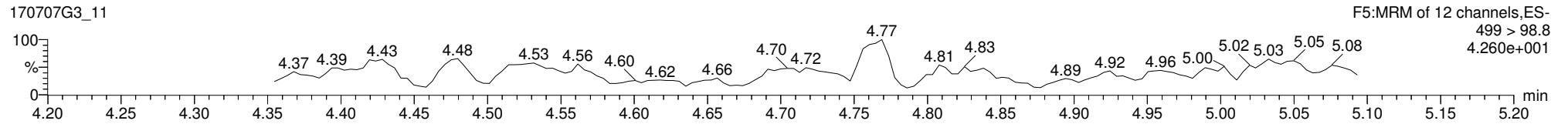
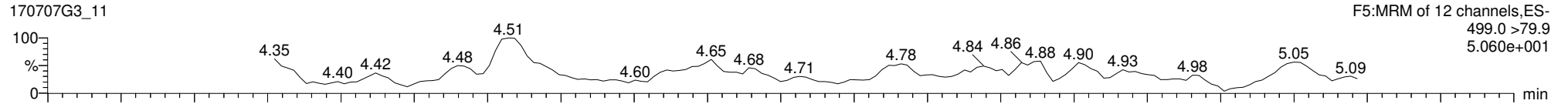


Dataset: U:\G1.PRO\Results\2017\170707G3\170707G3-11.qld

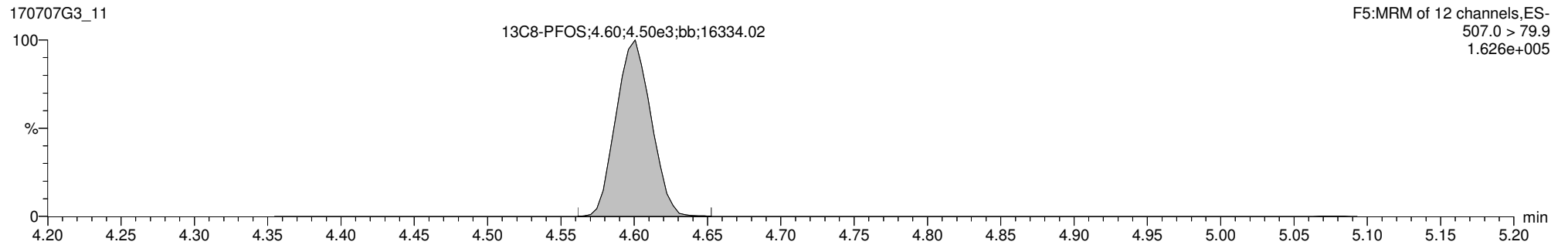
Last Altered: Wednesday, July 19, 2017 11:24:53 Pacific Daylight Time
Printed: Wednesday, July 19, 2017 11:25:22 Pacific Daylight Time

ID: B7F0135-BLK1 Method Blank 0.125, Description: Method Blank, Name: 170707G3_11, Date: 07-Jul-2017, Time: 18:20:55, Instrument: , Lab: , User:

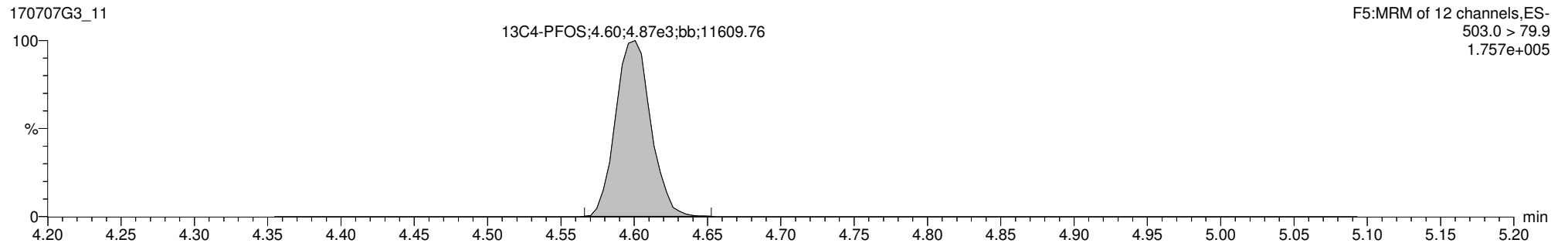
PFOS



13C8-PFOS



13C4-PFOS



Dataset: U:\G1.PRO\Results\2017\170707G3\170707G3-13.qld

Last Altered: Wednesday, July 19, 2017 11:20:49 Pacific Daylight Time

Printed: Wednesday, July 19, 2017 11:23:05 Pacific Daylight Time

Method: U:\G1.PRO\MethDB\PFAS_14or16_2trans_0630.mdb 10 Jul 2017 16:23:41

Calibration: U:\G1.PRO\CurveDB\C18_VAL-PFC_Q1_6-30-17_L16_2Trans.cdb 30 Jun 2017 17:15:07

ID: B7F0135-BS1 OPR 0.125, Description: OPR, Name: 170707G3_7, Date: 07-Jul-2017, Time: 17:30:17

	# Name	Trace	Peak Area	IS Resp	RRF Mean	wt/vol	RT	Conc.	%Rec
1	3 PFBS	299.0 > 79.7	5.630e3	3.660e3		0.125	2.89	85.8	107
2	7 PFOA	413.0 > 368.7	9.978e3	1.459e4		0.125	4.20	79.6	99.5
3	9 PFOS	499.0 >79.9	2.224e3	5.688e3		0.125	4.60	77.2	96.4
4	12 13C3-PFBS	302.0 > 98.8	3.660e3	1.212e4	0.281	0.125	2.89	107	107
5	17 13C2-PFOA	414.9 > 369.7	1.459e4	5.251e3	3.020	0.125	4.20	92.0	92.0
6	20 13C8-PFOS	507.0 > 79.9	5.688e3	5.739e3	1.031	0.125	4.60	96.1	96.1
7	21 13C4-PFBA	216.9 > 171.8	7.322e3	7.322e3	1.000	0.125	1.62	100	100
8	22 13C5-PFHxA	318>272.9	1.212e4	1.212e4	1.000	0.125	3.29	100	100
9	23 13C3-PFHxS	401.9 > 79.9	7.841e3	7.841e3	1.000	0.125	3.91	100	100
10	24 13C8-PFOA	421.3 > 376	5.251e3	5.251e3	1.000	0.125	4.20	100	100
11	25 13C9-PFNA	472.2 > 426.9	6.221e3	6.221e3	1.000	0.125	4.54	100	100
12	26 13C4-PFOS	503.0 > 79.9	5.739e3	5.739e3	1.000	0.125	4.60	100	100
13	27 13C6-PFDA	519.10 > 473.70	5.535e3	5.535e3	1.000	0.125	4.83	100	100
14	28 Total PFBS	299.0 > 79.7		3.660e3		0.125		85.8	
15	30 Total PFOA	413.0 > 368.7		1.459e4		0.125		79.6	
16	31 Total PFOS	499.0 >79.9		5.688e3		0.125		77.2	

Dataset: U:\G1.PRO\Results\2017\170707G3\170707G3-13.qld

Last Altered: Wednesday, July 19, 2017 11:20:49 Pacific Daylight Time

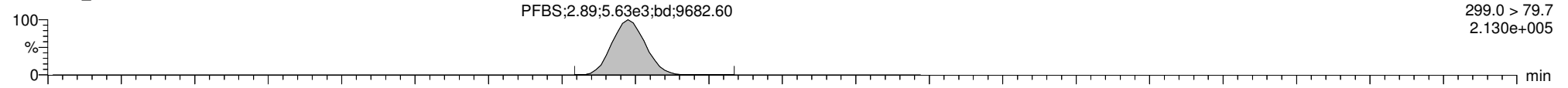
Printed: Wednesday, July 19, 2017 11:23:05 Pacific Daylight Time

Method: U:\G1.PRO\MethDB\PFAS_14or16_2trans_0630.mdb 10 Jul 2017 16:23:41
Calibration: U:\G1.PRO\CurveDB\C18_VAL-PFC_Q1_6-30-17_L16_2Trans.cdb 30 Jun 2017 17:15:07

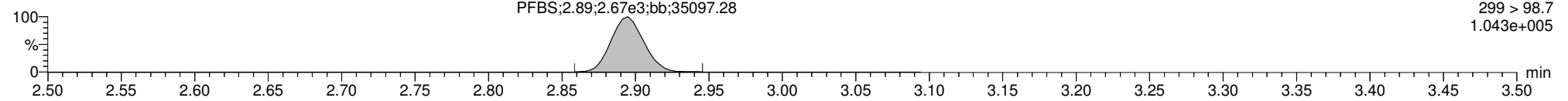
ID: B7F0135-BS1 OPR 0.125, Description: OPR, Name: 170707G3_7, Date: 07-Jul-2017, Time: 17:30:17, Instrument: , Lab: , User:

PFBS

170707G3_7

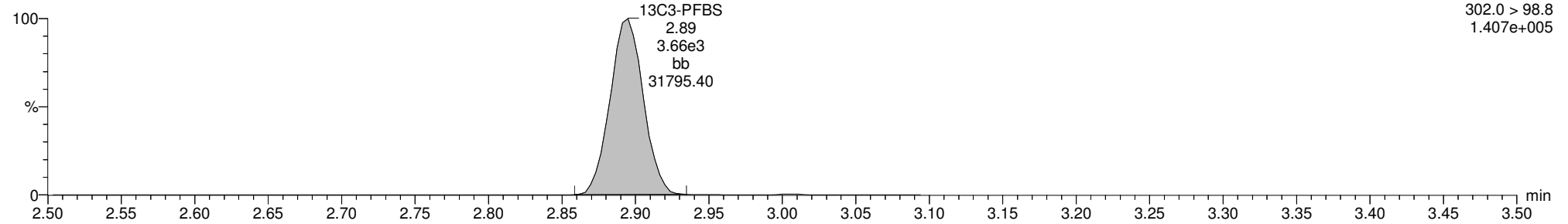


170707G3_7



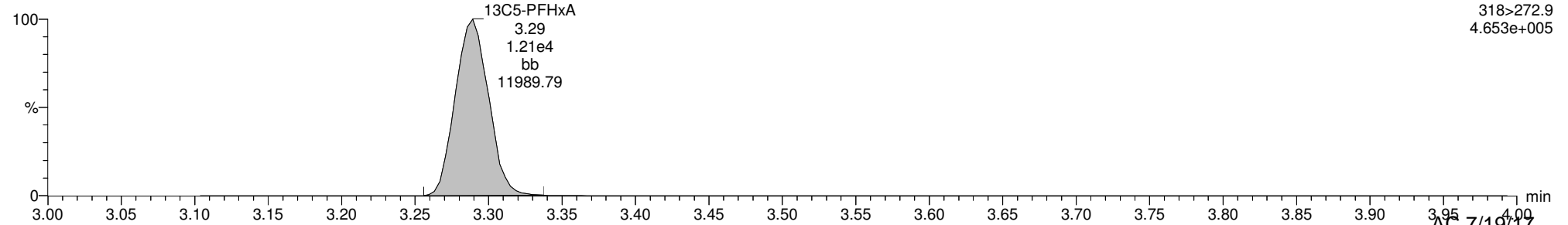
13C3-PFBS

170707G3_7



13C5-PFHxA

170707G3_7



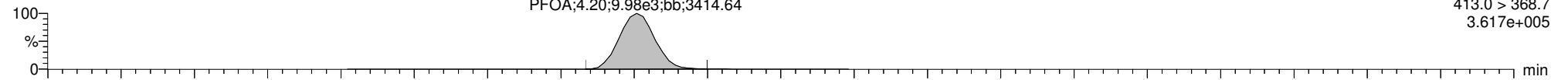
Dataset: U:\G1.PRO\Results\2017\170707G3\170707G3-13.qld

Last Altered: Wednesday, July 19, 2017 11:20:49 Pacific Daylight Time
Printed: Wednesday, July 19, 2017 11:23:05 Pacific Daylight Time

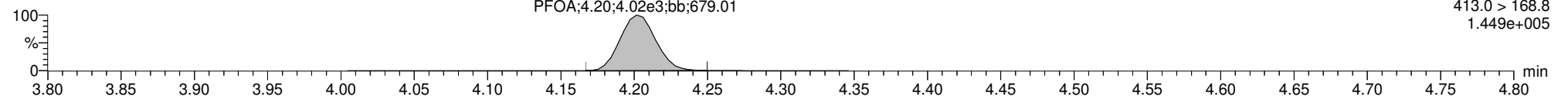
ID: B7F0135-BS1 OPR 0.125, Description: OPR, Name: 170707G3_7, Date: 07-Jul-2017, Time: 17:30:17, Instrument: , Lab: , User:

PFOA

170707G3_7

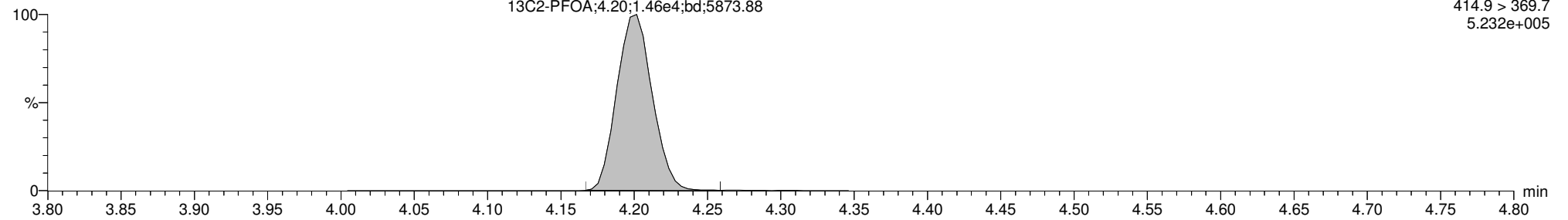


170707G3_7



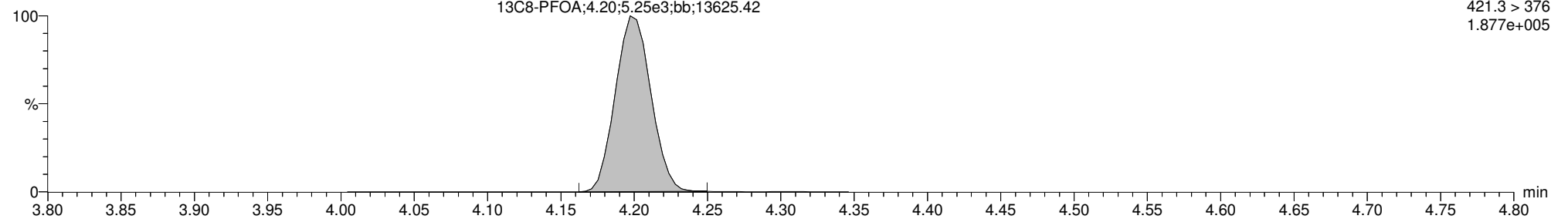
13C2-PFOA

170707G3_7



13C8-PFOA

170707G3_7

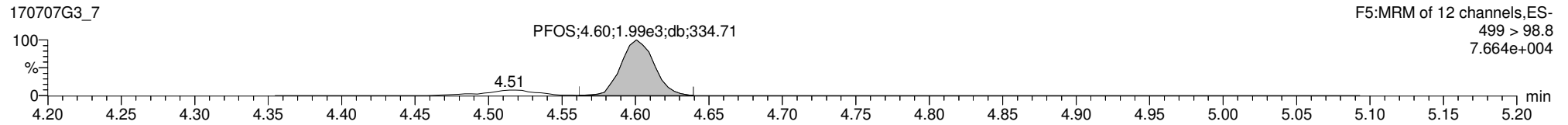
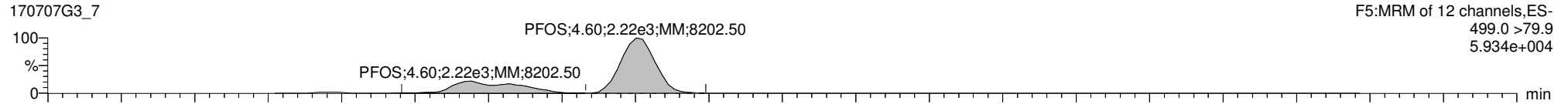


Dataset: U:\G1.PRO\Results\2017\170707G3\170707G3-13.qld

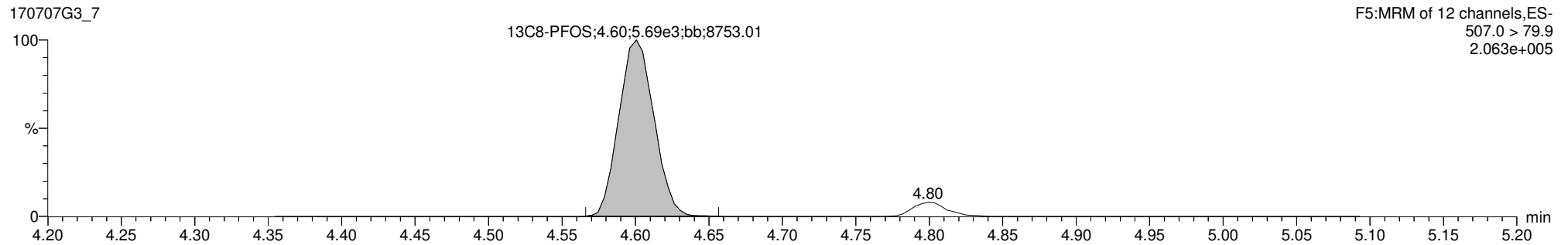
Last Altered: Wednesday, July 19, 2017 11:20:49 Pacific Daylight Time
Printed: Wednesday, July 19, 2017 11:23:05 Pacific Daylight Time

ID: B7F0135-BS1 OPR 0.125, Description: OPR, Name: 170707G3_7, Date: 07-Jul-2017, Time: 17:30:17, Instrument: , Lab: , User:

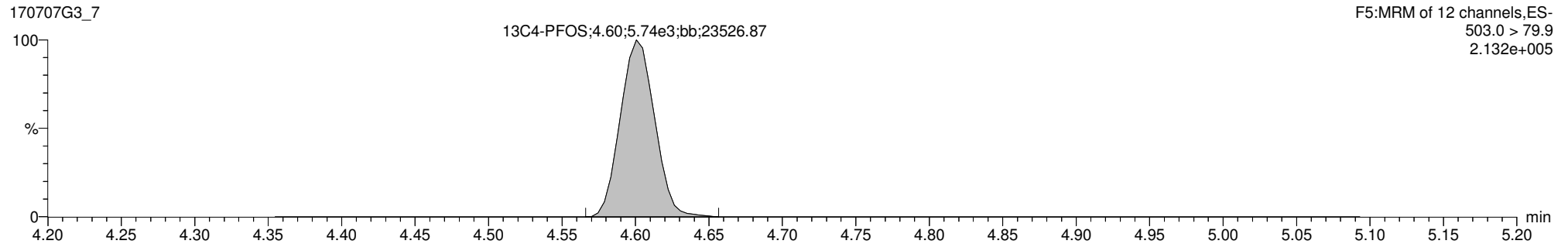
PFOS



13C8-PFOS



13C4-PFOS



Dataset: U:\G1.PRO\Results\2017\170707G3\170707G3-43.qld

Last Altered: Thursday, July 20, 2017 15:49:21 Pacific Daylight Time

Printed: Thursday, July 20, 2017 15:57:12 Pacific Daylight Time

Method: U:\G1.PRO\MethDB\PFAS_14or16_2trans_0630.mdb 10 Jul 2017 16:23:41

Calibration: U:\G1.PRO\CurveDB\C18_VAL-PFC_Q1_6-30-17_L16_2Trans.cdb 30 Jun 2017 17:15:07

ID: 1700793-01 PX-S34-GW-08S-0617 0.11916, Description: PX-S34-GW-08S-0617, Name: 170707G3_43, Date: 08-Jul-2017, Time: 01:04:58

	# Name	Trace	Peak Area	IS Resp	RRF Mean	wt/vol	RT	Conc.	%Rec
1	3 PFBS	299.0 > 79.7	5.387e2	4.026e3		0.119	2.91	7.35	
2	7 PFOA	413.0 > 368.7	4.166e4	1.762e4		0.119	4.21	296	
3	9 PFOS	499.0 >79.9	2.923e3	5.637e3		0.119	4.61	106	
4	12 13C3-PFBS	302.0 > 98.8	4.026e3	1.411e4	0.281	0.119	2.91	106	101
5	17 13C2-PFOA	414.9 > 369.7	1.762e4	4.098e3	3.020	0.119	4.21	149	142
6	20 13C8-PFOS	507.0 > 79.9	5.637e3	5.432e3	1.031	0.119	4.61	106	101
7	21 13C4-PFBA	216.9 > 171.8	1.171e4	1.171e4	1.000	0.119	1.66	105	100
8	22 13C5-PFHxA	318>272.9	1.411e4	1.411e4	1.000	0.119	3.30	105	100
9	23 13C3-PFHxS	401.9 > 79.9	8.238e3	8.238e3	1.000	0.119	3.92	105	100
10	24 13C8-PFOA	421.3 > 376	4.098e3	4.098e3	1.000	0.119	4.21	105	100
11	25 13C9-PFNA	472.2 > 426.9	6.201e3	6.201e3	1.000	0.119	4.54	105	100
12	26 13C4-PFOS	503.0 > 79.9	5.432e3	5.432e3	1.000	0.119	4.61	105	100
13	27 13C6-PFDA	519.10 > 473.70	4.965e3	4.965e3	1.000	0.119	4.83	105	100
14	28 Total PFBS	299.0 > 79.7		4.026e3		0.119		7.35	
15	30 Total PFOA	413.0 > 368.7		1.762e4		0.119		351	
16	31 Total PFOS	499.0 >79.9		5.637e3		0.119		106	

Dataset: U:\G1.PRO\Results\2017\170707G3\170707G3-43.qld

Last Altered: Thursday, July 20, 2017 15:49:21 Pacific Daylight Time

Printed: Thursday, July 20, 2017 15:57:12 Pacific Daylight Time

Method: U:\G1.PRO\MethDB\PFAS_14or16_2trans_0630.mdb 10 Jul 2017 16:23:41

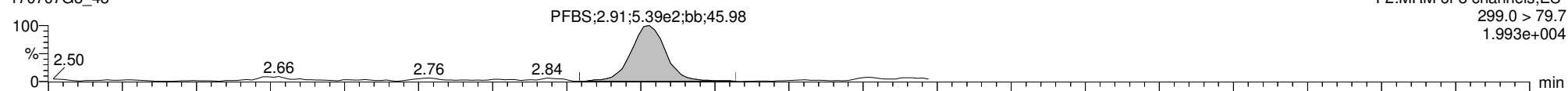
Calibration: U:\G1.PRO\CurveDB\C18_VAL-PFC_Q1_6-30-17_L16_2Trans.cdb 30 Jun 2017 17:15:07

ID: 1700793-01 PX-S34-GW-08S-0617 0.11916, Description: PX-S34-GW-08S-0617, Name: 170707G3_43, Date: 08-Jul-2017, Time: 01:04:58, Instrument: , Lab: , User:

PFBS

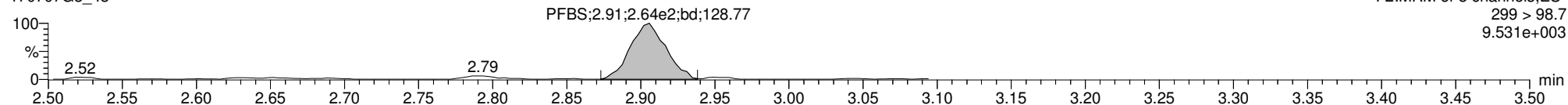
170707G3_43

F2:MRM of 8 channels,ES-
299.0 > 79.7
1.993e+004



170707G3_43

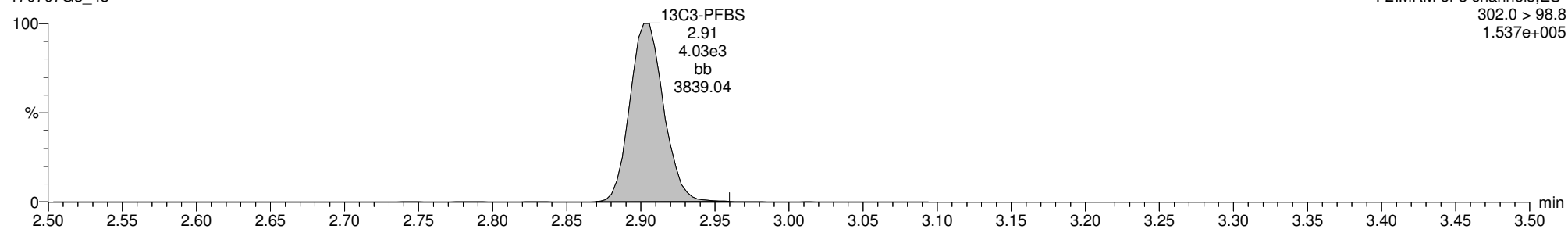
F2:MRM of 8 channels,ES-
299 > 98.7
9.531e+003



13C3-PFBS

170707G3_43

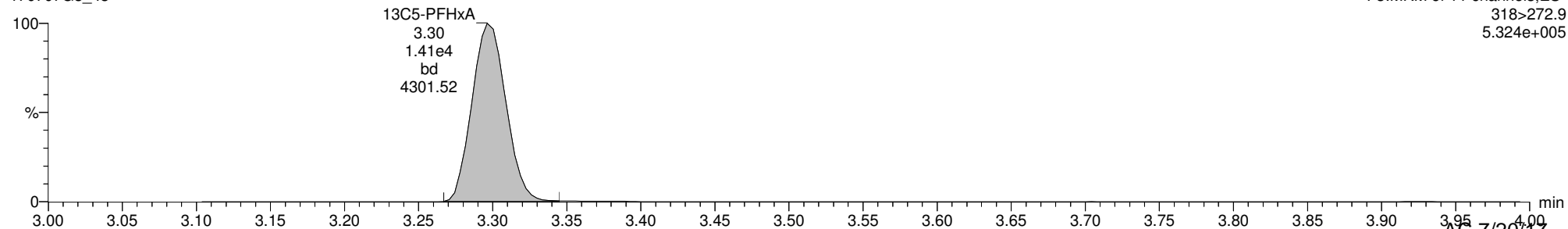
F2:MRM of 8 channels,ES-
302.0 > 98.8
1.537e+005



13C5-PFHxA

170707G3_43

F3:MRM of 11 channels,ES-
318>272.9
5.324e+005



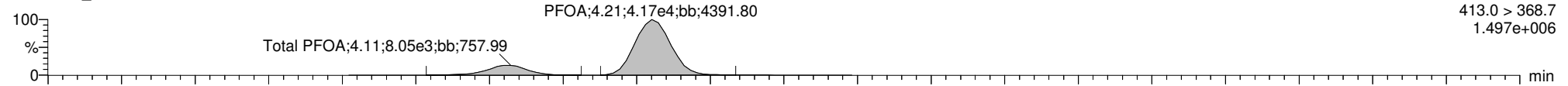
Dataset: U:\G1.PRO\Results\2017\170707G3\170707G3-43.qld

Last Altered: Thursday, July 20, 2017 15:49:21 Pacific Daylight Time
Printed: Thursday, July 20, 2017 15:57:12 Pacific Daylight Time

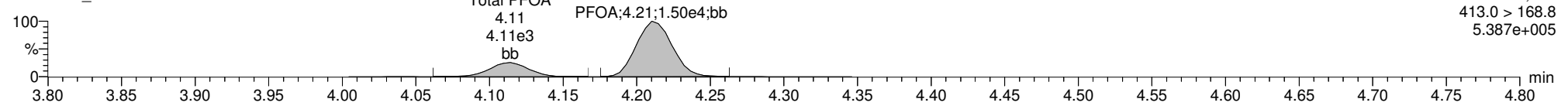
ID: 1700793-01 PX-S34-GW-08S-0617 0.11916, Description: PX-S34-GW-08S-0617, Name: 170707G3_43, Date: 08-Jul-2017, Time: 01:04:58, Instrument: , Lab: , User:

Total PFOA

170707G3_43

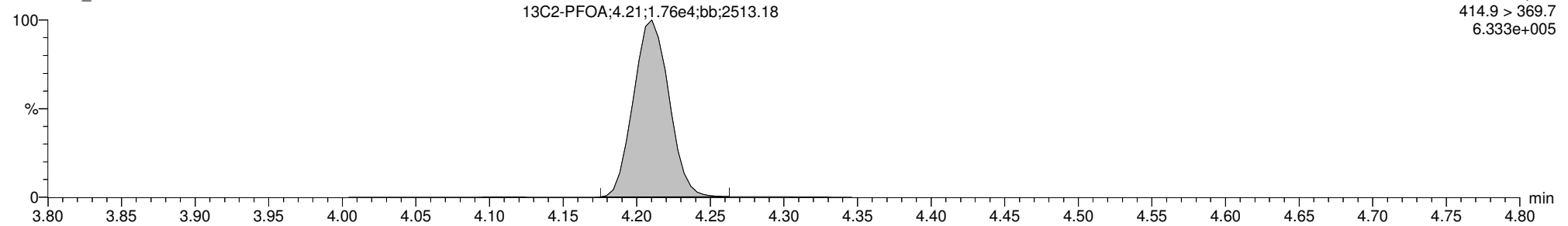


170707G3_43



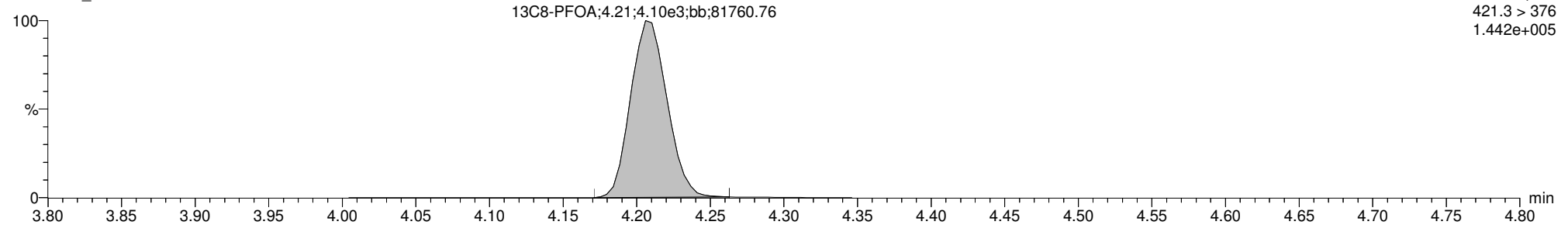
13C2-PFOA

170707G3_43



13C8-PFOA

170707G3_43

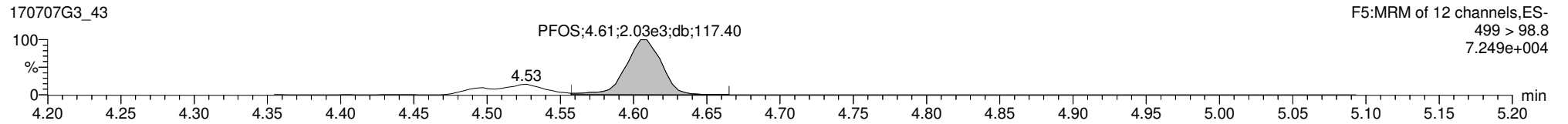
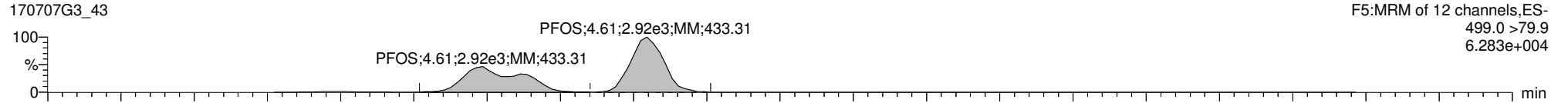


Dataset: U:\G1.PRO\Results\2017\170707G3\170707G3-43.qld

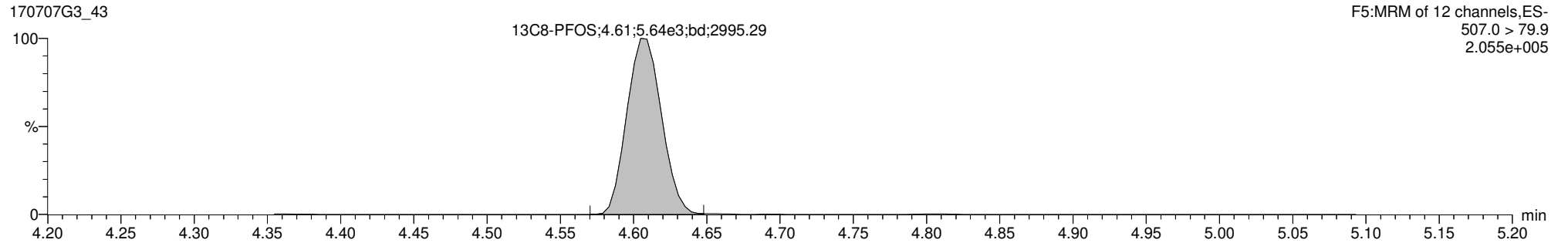
Last Altered: Thursday, July 20, 2017 15:49:21 Pacific Daylight Time
Printed: Thursday, July 20, 2017 15:57:12 Pacific Daylight Time

ID: 1700793-01 PX-S34-GW-08S-0617 0.11916, Description: PX-S34-GW-08S-0617, Name: 170707G3_43, Date: 08-Jul-2017, Time: 01:04:58, Instrument: , Lab: , User:

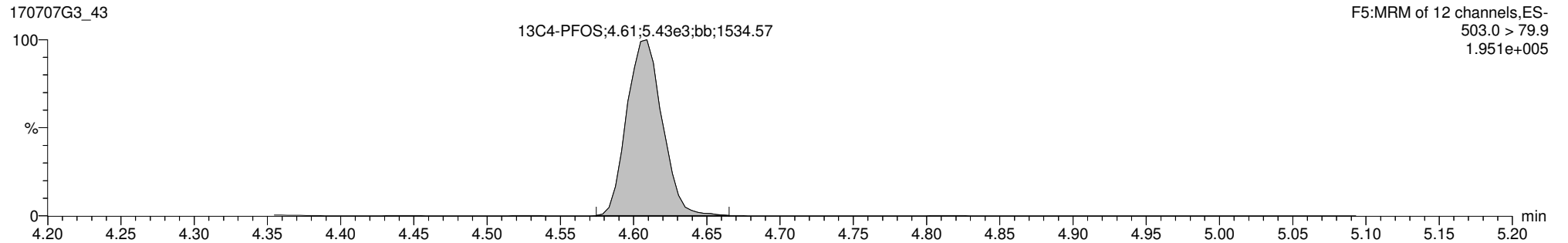
PFOS



13C8-PFOS



13C4-PFOS



Dataset: U:\G1.PRO\Results\2017\170707G3\170707G3-44.qld

Last Altered: Wednesday, July 19, 2017 11:30:12 Pacific Daylight Time

Printed: Wednesday, July 19, 2017 11:30:32 Pacific Daylight Time

Method: U:\G1.PRO\MethDB\PFAS_14or16_2trans_0630.mdb 10 Jul 2017 16:23:41

Calibration: U:\G1.PRO\CurveDB\C18_VAL-PFC_Q1_6-30-17_L16_2Trans.cdb 30 Jun 2017 17:15:07

ID: 1700793-02 PX-S34-GW-08D-0617 0.11827, Description: PX-S34-GW-08D-0617, Name: 170707G3_44, Date: 08-Jul-2017, Time: 01:17:31

#	Name	Trace	Peak Area	IS Resp	RRF Mean	wt/vol	RT	Conc.	%Rec
1	3 PFBS	299.0 > 79.7		3.284e3		0.118			
2	7 PFOA	413.0 > 368.7	1.334e2	1.556e4		0.118	4.21		
3	9 PFOS	499.0 >79.9	1.989e0	4.607e3		0.118	4.61	4.07	
4	12 13C3-PFBS	302.0 > 98.8	3.284e3	1.465e4	0.281	0.118	2.91	84.3	79.8
5	17 13C2-PFOA	414.9 > 369.7	1.556e4	3.785e3	3.020	0.118	4.21	144	136
6	20 13C8-PFOS	507.0 > 79.9	4.607e3	4.303e3	1.031	0.118	4.60	110	104
7	21 13C4-PFBA	216.9 > 171.8	1.185e4	1.185e4	1.000	0.118	1.65	106	100
8	22 13C5-PFHxA	318>272.9	1.465e4	1.465e4	1.000	0.118	3.30	106	100
9	23 13C3-PFHxS	401.9 > 79.9	7.097e3	7.097e3	1.000	0.118	3.93	106	100
10	24 13C8-PFOA	421.3 > 376	3.785e3	3.785e3	1.000	0.118	4.21	106	100
11	25 13C9-PFNA	472.2 > 426.9	5.596e3	5.596e3	1.000	0.118	4.54	106	100
12	26 13C4-PFOS	503.0 > 79.9	4.303e3	4.303e3	1.000	0.118	4.61	106	100
13	27 13C6-PFDA	519.10 > 473.70	4.975e3	4.975e3	1.000	0.118	4.83	106	100
14	28 Total PFBS	299.0 > 79.7		3.284e3		0.118			
15	30 Total PFOA	413.0 > 368.7		1.556e4		0.118			
16	31 Total PFOS	499.0 >79.9		4.607e3		0.118		4.07	

Dataset: U:\G1.PRO\Results\2017\170707G3\170707G3-44.qld

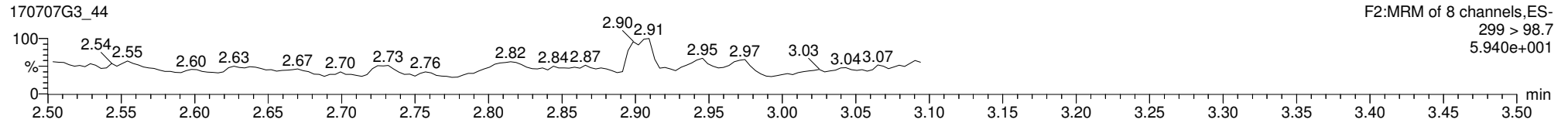
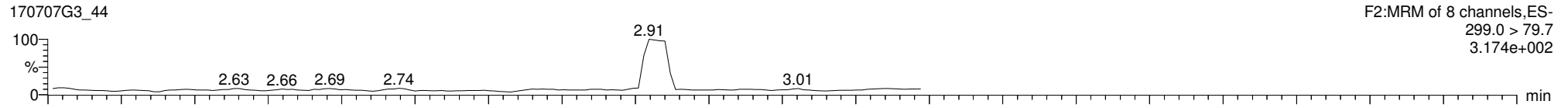
Last Altered: Wednesday, July 19, 2017 11:30:12 Pacific Daylight Time

Printed: Wednesday, July 19, 2017 11:30:32 Pacific Daylight Time

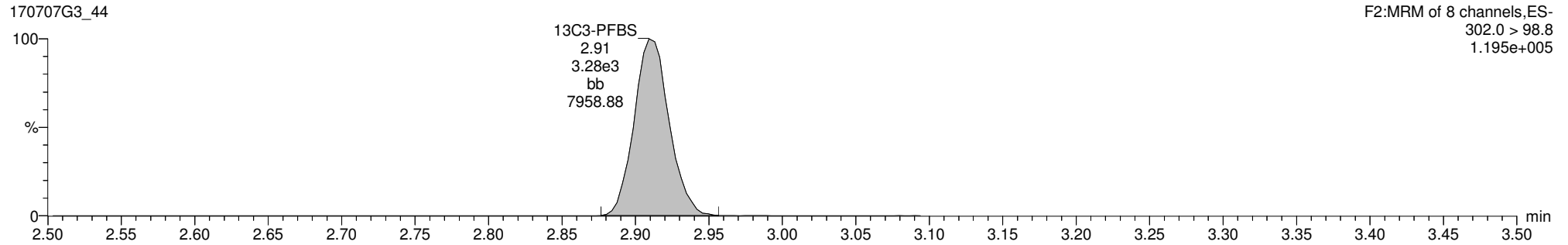
Method: U:\G1.PRO\MethDB\PFAS_14or16_2trans_0630.mdb 10 Jul 2017 16:23:41
Calibration: U:\G1.PRO\CurveDB\C18_VAL-PFC_Q1_6-30-17_L16_2Trans.cdb 30 Jun 2017 17:15:07

ID: 1700793-02 PX-S34-GW-08D-0617 0.11827, Description: PX-S34-GW-08D-0617, Name: 170707G3_44, Date: 08-Jul-2017, Time: 01:17:31, Instrument: , Lab: , User:

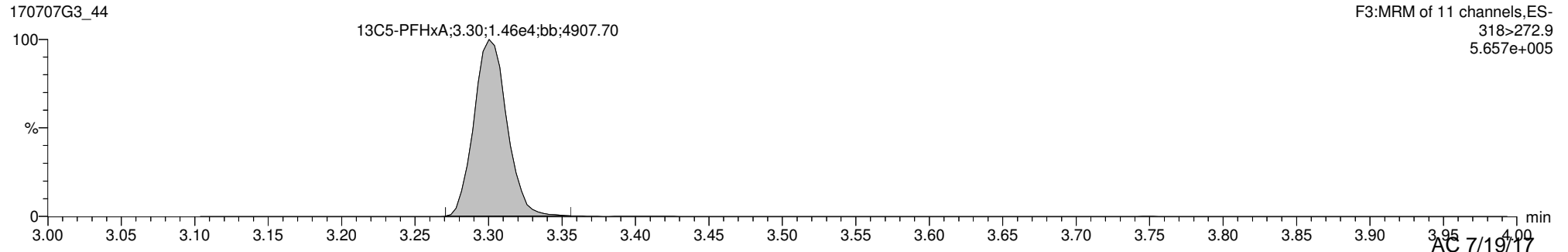
PFBS



13C3-PFBS



13C5-PFHxA



Dataset: U:\G1.PRO\Results\2017\170707G3\170707G3-44.qld

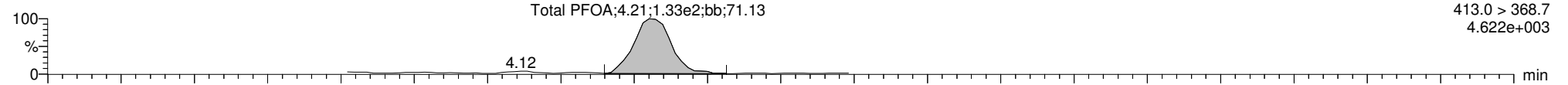
Last Altered: Wednesday, July 19, 2017 11:30:12 Pacific Daylight Time
Printed: Wednesday, July 19, 2017 11:30:32 Pacific Daylight Time

ID: 1700793-02 PX-S34-GW-08D-0617 0.11827, Description: PX-S34-GW-08D-0617, Name: 170707G3_44, Date: 08-Jul-2017, Time: 01:17:31, Instrument: , Lab: , User:

Total PFOA

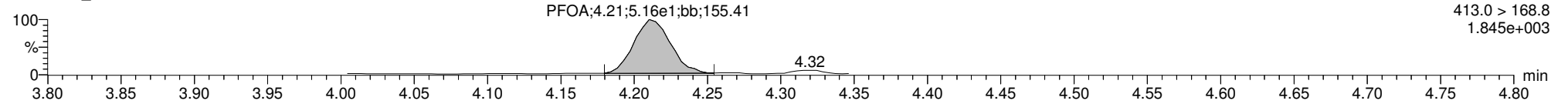
170707G3_44

F4:MRM of 4 channels,ES-
413.0 > 368.7
4.622e+003



170707G3_44

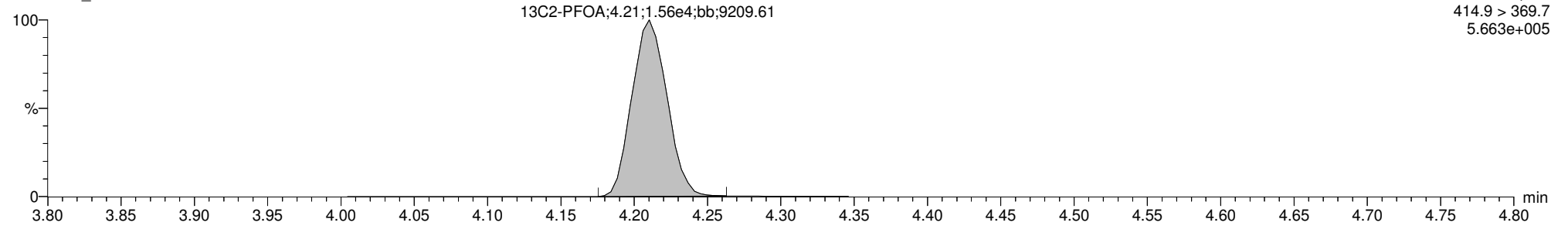
F4:MRM of 4 channels,ES-
413.0 > 168.8
1.845e+003



13C2-PFOA

170707G3_44

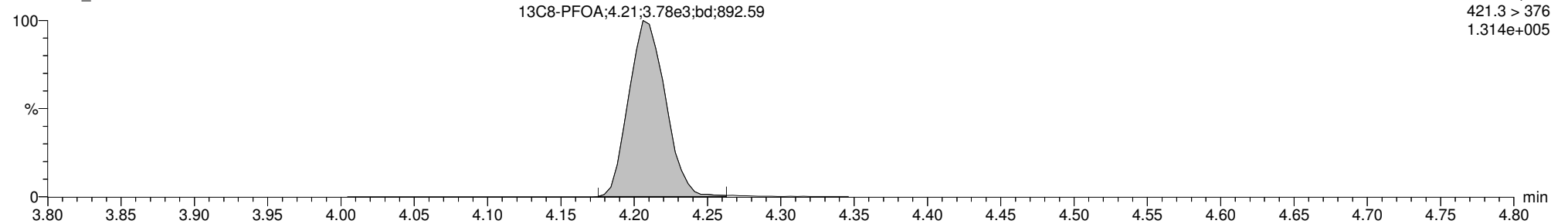
F4:MRM of 4 channels,ES-
414.9 > 369.7
5.663e+005



13C8-PFOA

170707G3_44

F4:MRM of 4 channels,ES-
421.3 > 376
1.314e+005

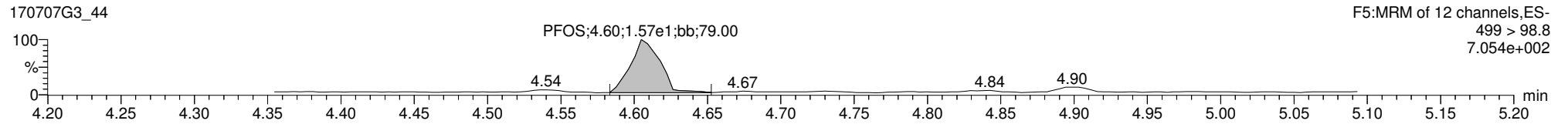
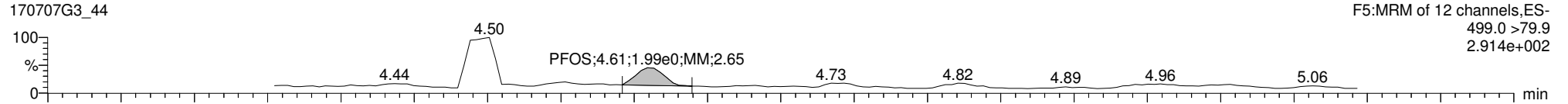


Dataset: U:\G1.PRO\Results\2017\170707G3\170707G3-44.qld

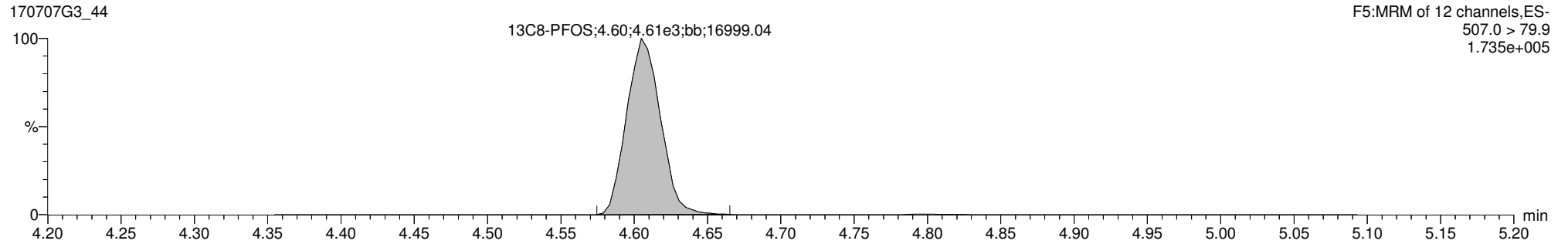
Last Altered: Wednesday, July 19, 2017 11:30:12 Pacific Daylight Time
Printed: Wednesday, July 19, 2017 11:30:32 Pacific Daylight Time

ID: 1700793-02 PX-S34-GW-08D-0617 0.11827, Description: PX-S34-GW-08D-0617, Name: 170707G3_44, Date: 08-Jul-2017, Time: 01:17:31, Instrument: , Lab: , User:

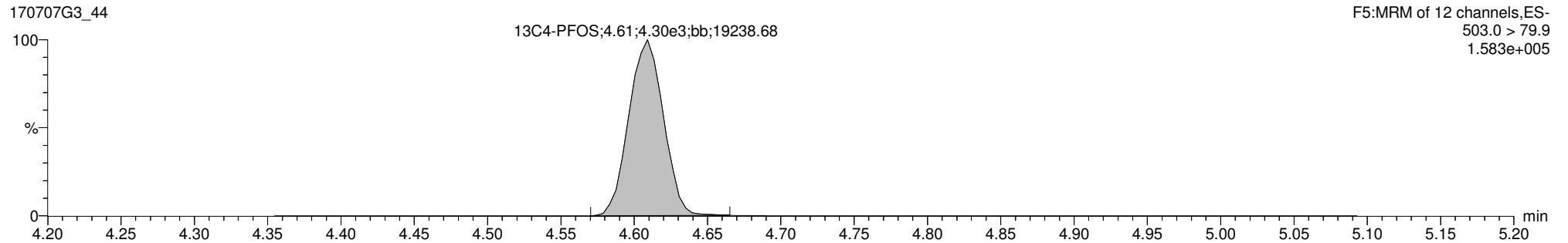
PFOS



13C8-PFOS



13C4-PFOS



Dataset: U:\G1.PRO\Results\2017\170707G3\170707G3-45.qld

Last Altered: Wednesday, July 19, 2017 11:32:12 Pacific Daylight Time

Printed: Wednesday, July 19, 2017 11:32:38 Pacific Daylight Time

Method: U:\G1.PRO\MethDB\PFAS_14or16_2trans_0630.mdb 10 Jul 2017 16:23:41

Calibration: U:\G1.PRO\CurveDB\C18_VAL-PFC_Q1_6-30-17_L16_2Trans.cdb 30 Jun 2017 17:15:07

ID: B7F0135-MS1 Matrix Spike 0.11754, Description: Matrix Spike, Name: 170707G3_45, Date: 08-Jul-2017, Time: 01:30:05

	# Name	Trace	Peak Area	IS Resp	RRF Mean	wt/vol	RT	Conc.	%Rec
1	3 PFBS	299.0 > 79.7	4.858e3	3.116e3		0.118	2.91	92.5	
2	7 PFOA	413.0 > 368.7	9.171e3	1.372e4		0.118	4.21	82.6	
3	9 PFOS	499.0 >79.9	1.600e3	3.904e3		0.118	4.61	85.8	
4	12 13C3-PFBS	302.0 > 98.8	3.116e3	1.227e4	0.281	0.118	2.91	96.1	90.3
5	17 13C2-PFOA	414.9 > 369.7	1.372e4	3.389e3	3.020	0.118	4.21	143	134
6	20 13C8-PFOS	507.0 > 79.9	3.904e3	3.693e3	1.031	0.118	4.61	109	103
7	21 13C4-PFBA	216.9 > 171.8	1.153e4	1.153e4	1.000	0.118	1.67	106	100
8	22 13C5-PFHxA	318>272.9	1.227e4	1.227e4	1.000	0.118	3.30	106	100
9	23 13C3-PFHxS	401.9 > 79.9	6.141e3	6.141e3	1.000	0.118	3.93	106	100
10	24 13C8-PFOA	421.3 > 376	3.389e3	3.389e3	1.000	0.118	4.21	106	100
11	25 13C9-PFNA	472.2 > 426.9	4.595e3	4.595e3	1.000	0.118	4.55	106	100
12	26 13C4-PFOS	503.0 > 79.9	3.693e3	3.693e3	1.000	0.118	4.61	106	100
13	27 13C6-PFDA	519.10 > 473.70	3.931e3	3.931e3	1.000	0.118	4.83	106	100
14	28 Total PFBS	299.0 > 79.7		3.116e3		0.118		92.5	
15	30 Total PFOA	413.0 > 368.7		1.372e4		0.118		82.6	
16	31 Total PFOS	499.0 >79.9		3.904e3		0.118		85.8	

Dataset: U:\G1.PRO\Results\2017\170707G3\170707G3-45.qld

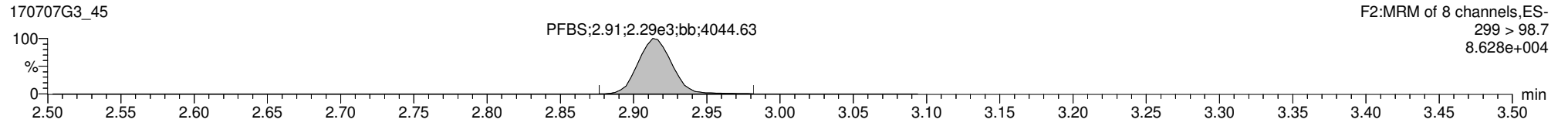
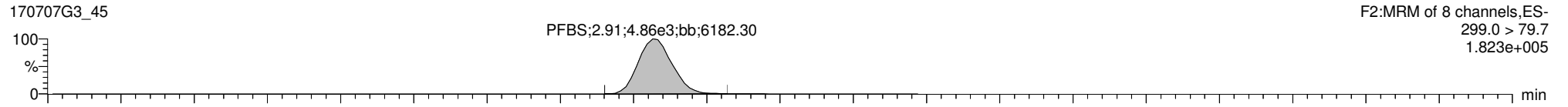
Last Altered: Wednesday, July 19, 2017 11:32:12 Pacific Daylight Time

Printed: Wednesday, July 19, 2017 11:32:38 Pacific Daylight Time

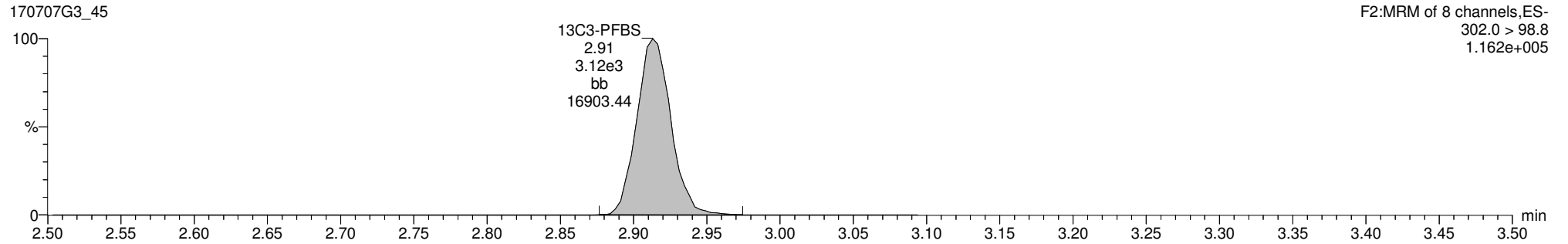
Method: U:\G1.PRO\MethDB\PFAS_14or16_2trans_0630.mdb 10 Jul 2017 16:23:41
Calibration: U:\G1.PRO\CurveDB\C18_VAL-PFC_Q1_6-30-17_L16_2Trans.cdb 30 Jun 2017 17:15:07

ID: B7F0135-MS1 Matrix Spike 0.11754, Description: Matrix Spike, Name: 170707G3_45, Date: 08-Jul-2017, Time: 01:30:05, Instrument: , Lab: , User:

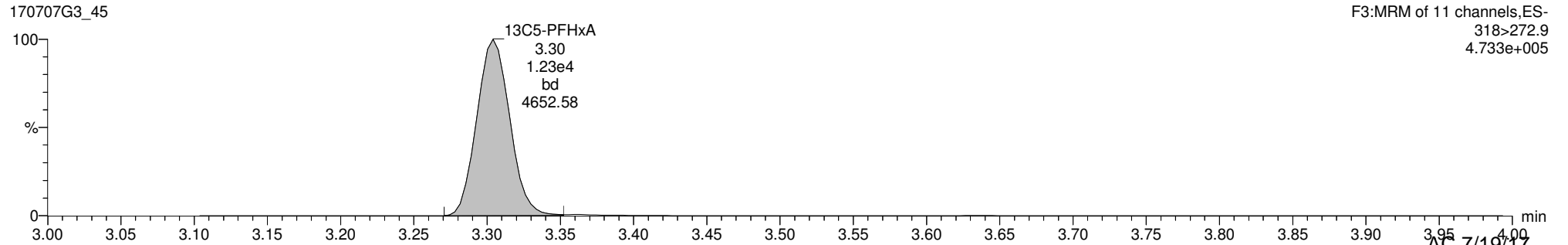
PFBS



13C3-PFBS



13C5-PFHxA



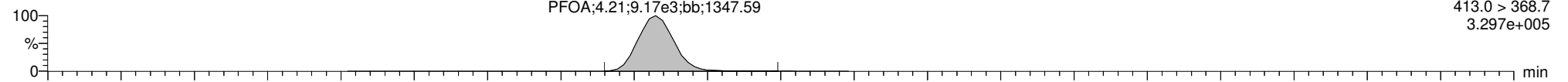
Dataset: U:\G1.PRO\Results\2017\170707G3\170707G3-45.qld

Last Altered: Wednesday, July 19, 2017 11:32:12 Pacific Daylight Time
Printed: Wednesday, July 19, 2017 11:32:38 Pacific Daylight Time

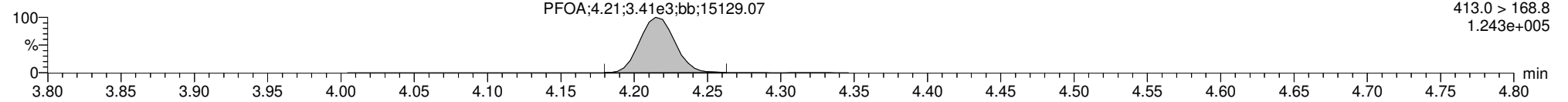
ID: B7F0135-MS1 Matrix Spike 0.11754, Description: Matrix Spike, Name: 170707G3_45, Date: 08-Jul-2017, Time: 01:30:05, Instrument: , Lab: , User:

Total PFOA

170707G3_45

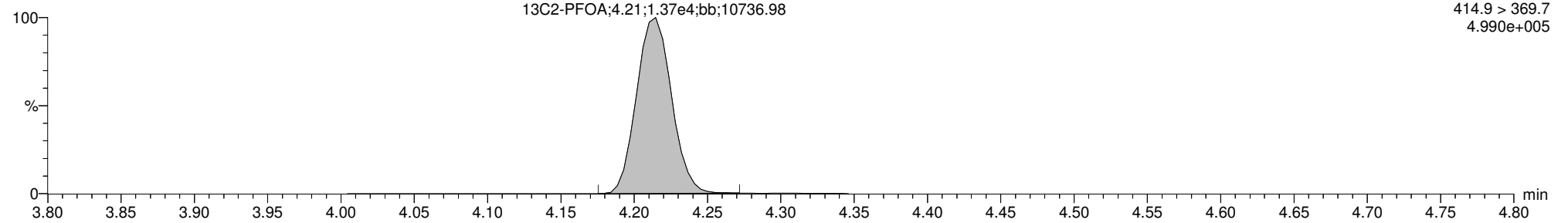


170707G3_45



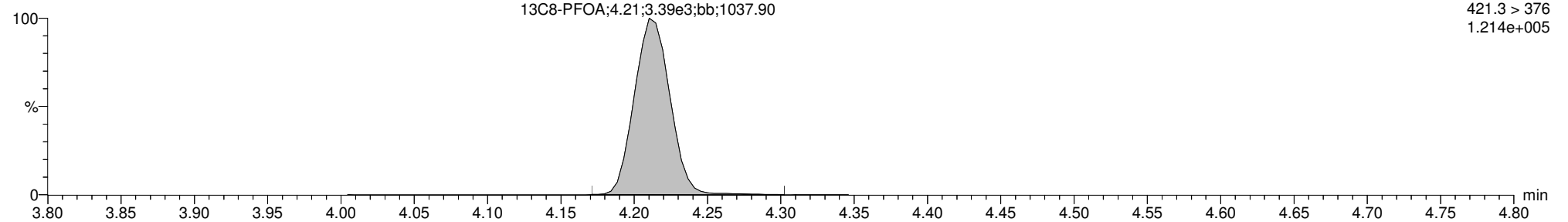
13C2-PFOA

170707G3_45



13C8-PFOA

170707G3_45

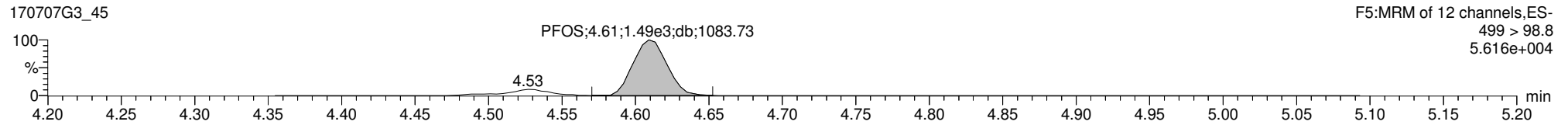
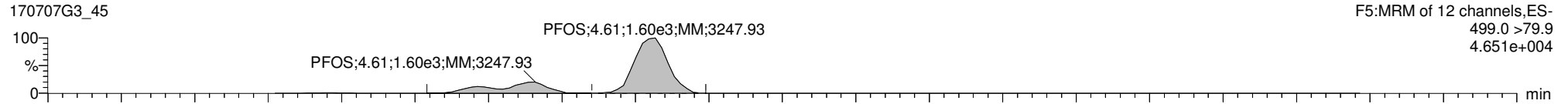


Dataset: U:\G1.PRO\Results\2017\170707G3\170707G3-45.qld

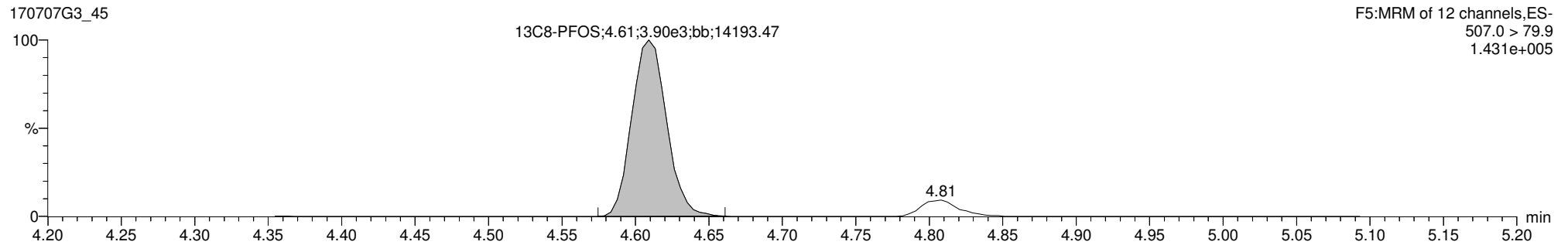
Last Altered: Wednesday, July 19, 2017 11:32:12 Pacific Daylight Time
Printed: Wednesday, July 19, 2017 11:32:38 Pacific Daylight Time

ID: B7F0135-MS1 Matrix Spike 0.11754, Description: Matrix Spike, Name: 170707G3_45, Date: 08-Jul-2017, Time: 01:30:05, Instrument: , Lab: , User:

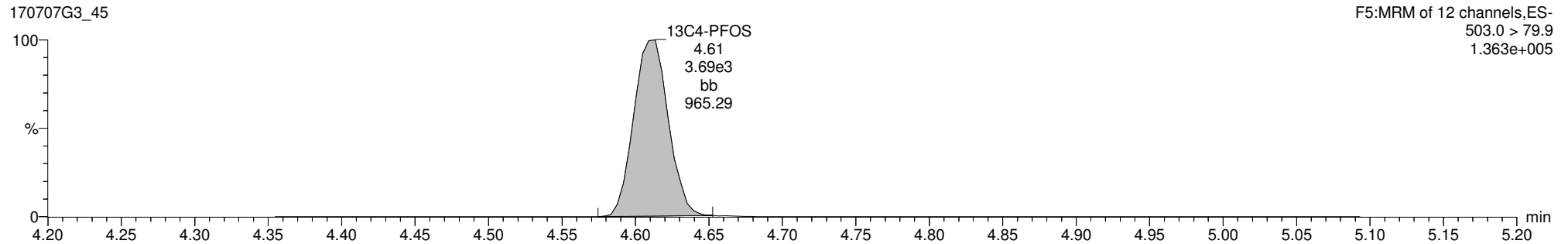
PFOS



13C8-PFOS



13C4-PFOS



Dataset: U:\G1.PRO\Results\2017\170707G3\170707G3-46.qld

Last Altered: Wednesday, July 19, 2017 11:35:56 Pacific Daylight Time

Printed: Wednesday, July 19, 2017 11:36:31 Pacific Daylight Time

Method: U:\G1.PRO\MethDB\PFAS_14or16_2trans_0630.mdb 10 Jul 2017 16:23:41

Calibration: U:\G1.PRO\CurveDB\C18_VAL-PFC_Q1_6-30-17_L16_2Trans.cdb 30 Jun 2017 17:15:07

ID: B7F0135-MSD1 Matrix Spike Dup 0.1199, Description: Matrix Spike Dup, Name: 170707G3_46, Date: 08-Jul-2017, Time: 01:42:37

	# Name	Trace	Peak Area	IS Resp	RRF Mean	wt/vol	RT	Conc.	%Rec
1	3 PFBS	299.0 > 79.7	5.793e3	3.923e3		0.120	2.91	85.9	
2	7 PFOA	413.0 > 368.7	1.164e4	1.667e4		0.120	4.21	84.8	
3	9 PFOS	499.0 >79.9	2.068e3	5.027e3		0.120	4.61	84.4	
4	12 13C3-PFBS	302.0 > 98.8	3.923e3	1.495e4	0.281	0.120	2.91	97.3	93.3
5	17 13C2-PFOA	414.9 > 369.7	1.667e4	4.070e3	3.020	0.120	4.21	141	136
6	20 13C8-PFOS	507.0 > 79.9	5.027e3	4.701e3	1.031	0.120	4.61	108	104
7	21 13C4-PFBA	216.9 > 171.8	1.229e4	1.229e4	1.000	0.120	1.65	104	100
8	22 13C5-PFHxA	318>272.9	1.495e4	1.495e4	1.000	0.120	3.30	104	100
9	23 13C3-PFHxS	401.9 > 79.9	8.146e3	8.146e3	1.000	0.120	3.92	104	100
10	24 13C8-PFOA	421.3 > 376	4.070e3	4.070e3	1.000	0.120	4.21	104	100
11	25 13C9-PFNA	472.2 > 426.9	6.315e3	6.315e3	1.000	0.120	4.54	104	100
12	26 13C4-PFOS	503.0 > 79.9	4.701e3	4.701e3	1.000	0.120	4.61	104	100
13	27 13C6-PFDA	519.10 > 473.70	5.115e3	5.115e3	1.000	0.120	4.83	104	100
14	28 Total PFBS	299.0 > 79.7		3.923e3		0.120		85.9	
15	30 Total PFOA	413.0 > 368.7		1.667e4		0.120		84.8	
16	31 Total PFOS	499.0 >79.9		5.027e3		0.120		84.4	

Dataset: U:\G1.PRO\Results\2017\170707G3\170707G3-46.qld

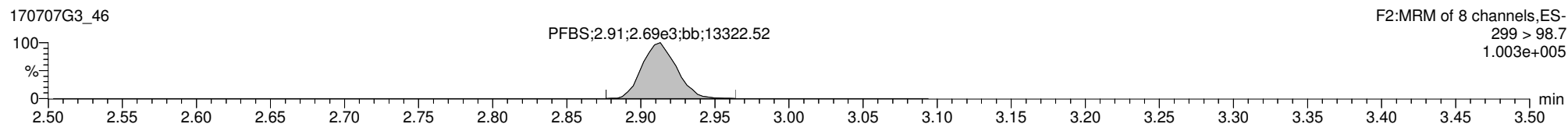

Last Altered: Wednesday, July 19, 2017 11:35:56 Pacific Daylight Time

Printed: Wednesday, July 19, 2017 11:36:31 Pacific Daylight Time

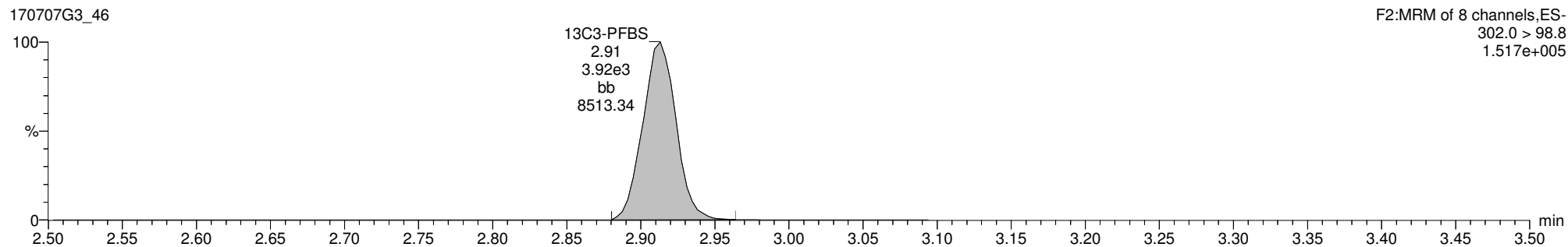
Method: U:\G1.PRO\MethDB\PFAS_14or16_2trans_0630.mdb 10 Jul 2017 16:23:41
Calibration: U:\G1.PRO\CurveDB\C18_VAL-PFC_Q1_6-30-17_L16_2Trans.cdb 30 Jun 2017 17:15:07

ID: B7F0135-MSD1 Matrix Spike Dup 0.1199, Description: Matrix Spike Dup, Name: 170707G3_46, Date: 08-Jul-2017, Time: 01:42:37, Instrument: , Lab: , User:

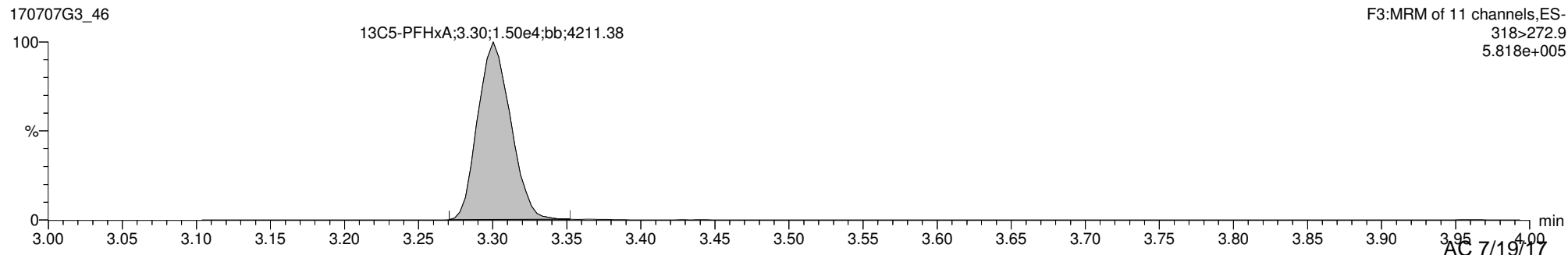
PFBS



13C3-PFBS



13C5-PFHxA




Dataset: U:\G1.PRO\Results\2017\170707G3\170707G3-46.qld

Last Altered: Wednesday, July 19, 2017 11:35:56 Pacific Daylight Time
Printed: Wednesday, July 19, 2017 11:36:31 Pacific Daylight Time

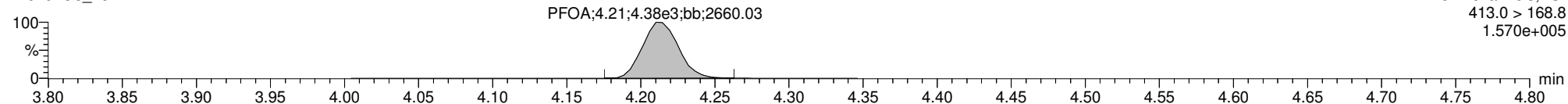
ID: B7F0135-MSD1 Matrix Spike Dup 0.1199, Description: Matrix Spike Dup, Name: 170707G3_46, Date: 08-Jul-2017, Time: 01:42:37, Instrument: , Lab: , User:

Total PFOA

170707G3_46

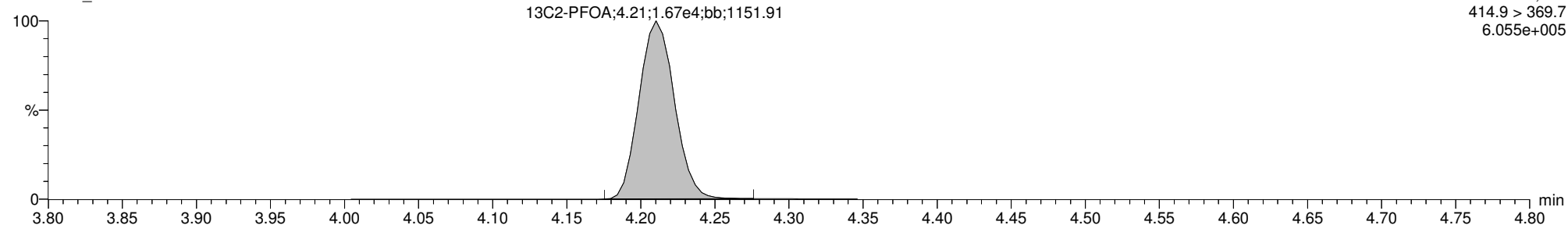


170707G3_46



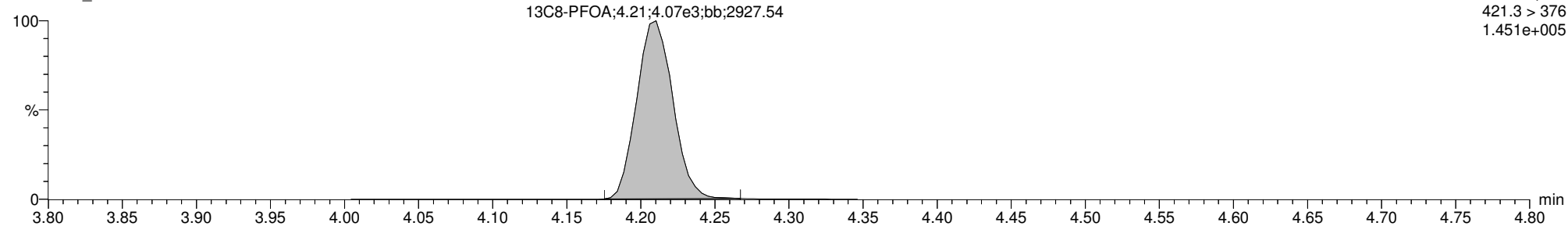
13C2-PFOA

170707G3_46



13C8-PFOA

170707G3_46



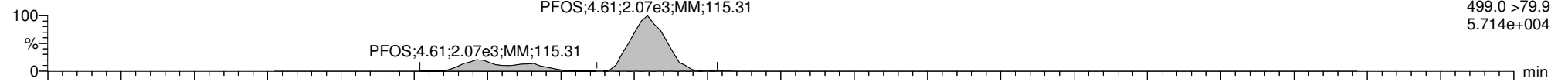
Dataset: U:\G1.PRO\Results\2017\170707G3\170707G3-46.qld

Last Altered: Wednesday, July 19, 2017 11:35:56 Pacific Daylight Time
Printed: Wednesday, July 19, 2017 11:36:31 Pacific Daylight Time

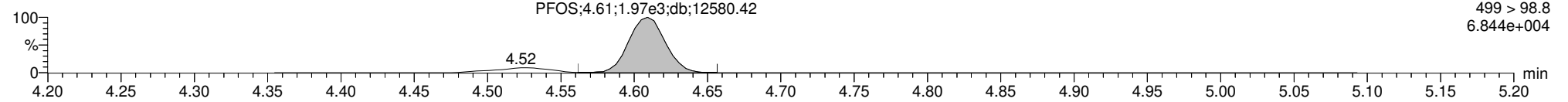
ID: B7F0135-MSD1 Matrix Spike Dup 0.1199, Description: Matrix Spike Dup, Name: 170707G3_46, Date: 08-Jul-2017, Time: 01:42:37, Instrument: , Lab: , User:

PFOS

170707G3_46

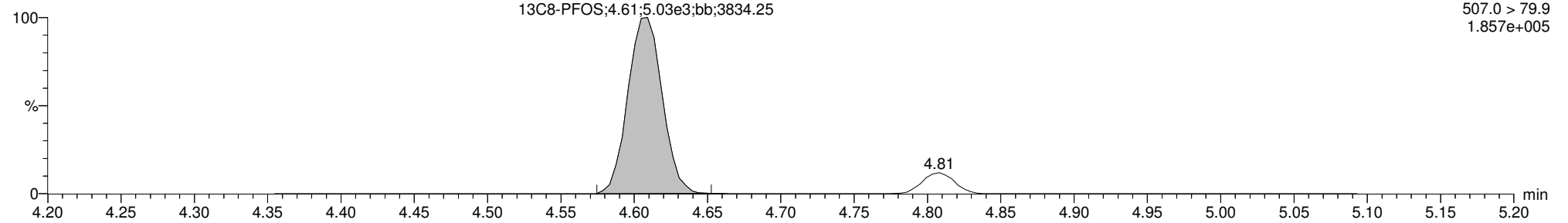


170707G3_46



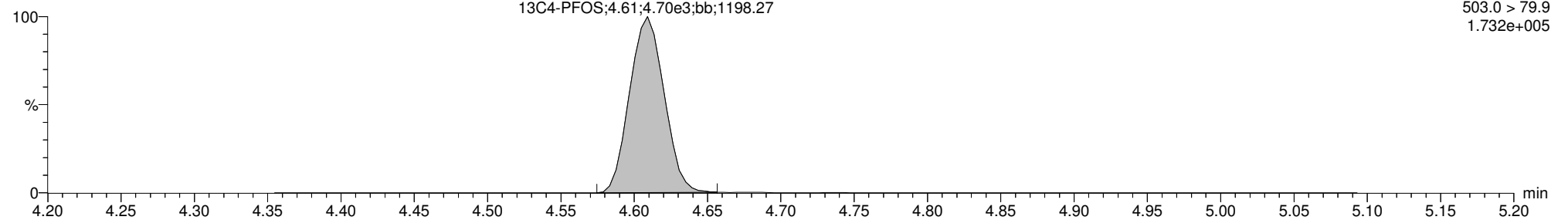
13C8-PFOS

170707G3_46



13C4-PFOS

170707G3_46



Dataset: U:\G1.PRO\Results\2017\170707G3\170707G3-47.qld

Last Altered: Wednesday, July 19, 2017 11:40:26 Pacific Daylight Time

Printed: Wednesday, July 19, 2017 11:40:34 Pacific Daylight Time

Method: U:\G1.PRO\MethDB\PFAS_14or16_2trans_0630.mdb 10 Jul 2017 16:23:41

Calibration: U:\G1.PRO\CurveDB\C18_VAL-PFC_Q1_6-30-17_L16_2Trans.cdb 30 Jun 2017 17:15:07

ID: 1700793-03 PX-S34-GW-09-0617 0.11886, Description: PX-S34-GW-09-0617, Name: 170707G3_47, Date: 08-Jul-2017, Time: 01:55:11

	# Name	Trace	Peak Area	IS Resp	RRF Mean	wt/vol	RT	Conc.	%Rec
1	3 PFBS	299.0 > 79.7	5.617e2	3.813e3		0.119	2.91	8.16	
2	7 PFOA	413.0 > 368.7	2.338e4	1.611e4		0.119	4.21	181	
3	9 PFOS	499.0 >79.9	5.026e2	5.195e3		0.119	4.50	23.1	
4	12 13C3-PFBS	302.0 > 98.8	3.813e3	1.484e4	0.281	0.119	2.91	96.1	91.4
5	17 13C2-PFOA	414.9 > 369.7	1.611e4	3.988e3	3.020	0.119	4.21	141	134
6	20 13C8-PFOS	507.0 > 79.9	5.195e3	5.463e3	1.031	0.119	4.61	97.0	92.2
7	21 13C4-PFBA	216.9 > 171.8	1.306e4	1.306e4	1.000	0.119	1.65	105	100
8	22 13C5-PFHxA	318>272.9	1.484e4	1.484e4	1.000	0.119	3.30	105	100
9	23 13C3-PFHxS	401.9 > 79.9	8.615e3	8.615e3	1.000	0.119	3.93	105	100
10	24 13C8-PFOA	421.3 > 376	3.988e3	3.988e3	1.000	0.119	4.21	105	100
11	25 13C9-PFNA	472.2 > 426.9	5.922e3	5.922e3	1.000	0.119	4.54	105	100
12	26 13C4-PFOS	503.0 > 79.9	5.463e3	5.463e3	1.000	0.119	4.60	105	100
13	27 13C6-PFDA	519.10 > 473.70	5.650e3	5.650e3	1.000	0.119	4.83	105	100
14	28 Total PFBS	299.0 > 79.7		3.813e3		0.119		8.16	
15	30 Total PFOA	413.0 > 368.7		1.611e4		0.119		215	
16	31 Total PFOS	499.0 >79.9		5.195e3		0.119		23.1	

Dataset: U:\G1.PRO\Results\2017\170707G3\170707G3-47.qld

Last Altered: Wednesday, July 19, 2017 11:40:26 Pacific Daylight Time

Printed: Wednesday, July 19, 2017 11:40:34 Pacific Daylight Time

Method: U:\G1.PRO\MethDB\PFAS_14or16_2trans_0630.mdb 10 Jul 2017 16:23:41

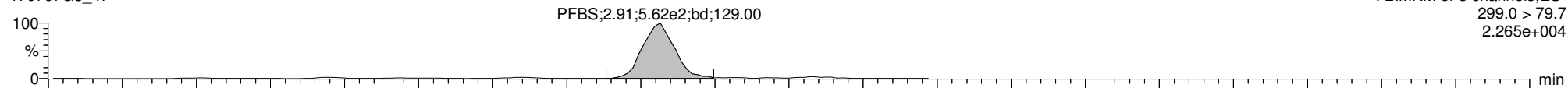
Calibration: U:\G1.PRO\CurveDB\C18_VAL-PFC_Q1_6-30-17_L16_2Trans.cdb 30 Jun 2017 17:15:07

ID: 1700793-03 PX-S34-GW-09-0617 0.11886, Description: PX-S34-GW-09-0617, Name: 170707G3_47, Date: 08-Jul-2017, Time: 01:55:11, Instrument: , Lab: , User:

PFBS

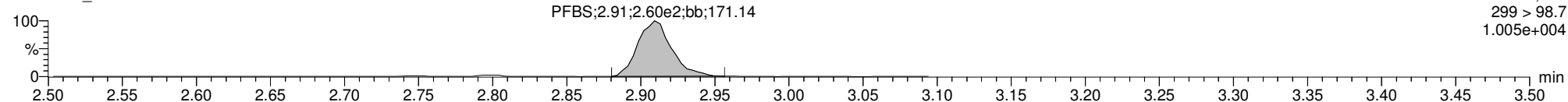
170707G3_47

F2:MRM of 8 channels,ES-
299.0 > 79.7
2.265e+004



170707G3_47

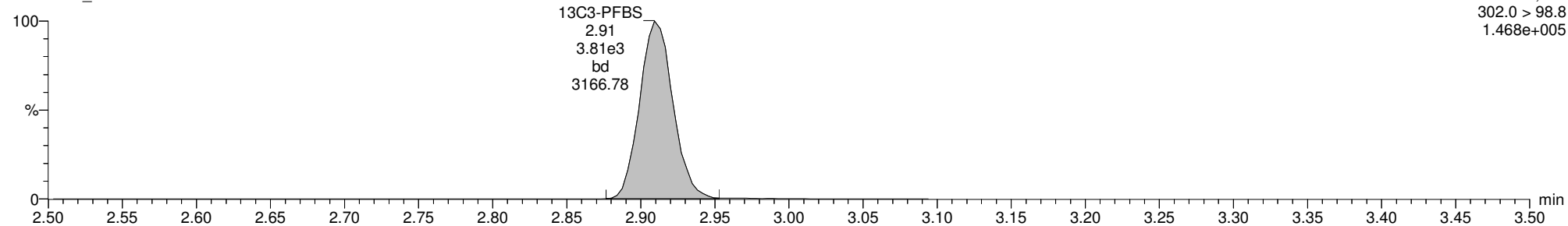
F2:MRM of 8 channels,ES-
299 > 98.7
1.005e+004



13C3-PFBS

170707G3_47

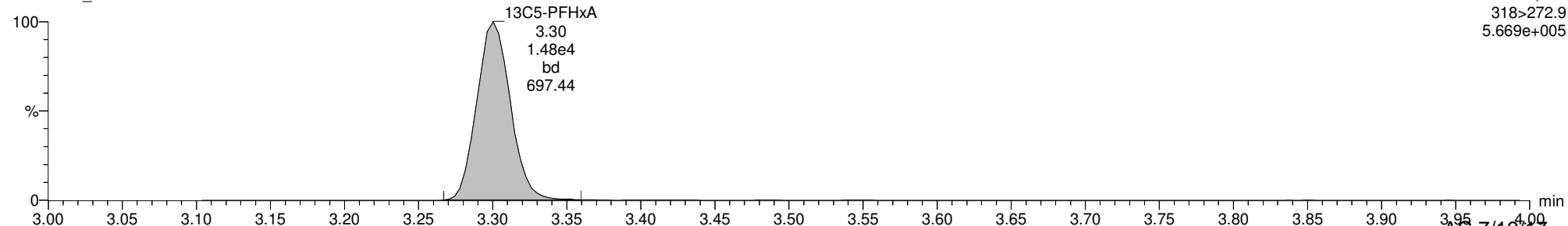
F2:MRM of 8 channels,ES-
302.0 > 98.8
1.468e+005



13C5-PFHxA

170707G3_47

F3:MRM of 11 channels,ES-
318>272.9
5.669e+005



AC 7/19/17

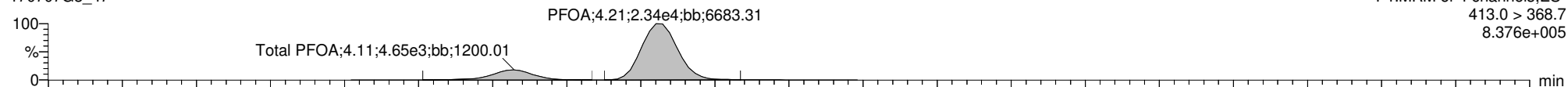
Dataset: U:\G1.PRO\Results\2017\170707G3\170707G3-47.qld

Last Altered: Wednesday, July 19, 2017 11:40:26 Pacific Daylight Time
Printed: Wednesday, July 19, 2017 11:40:34 Pacific Daylight Time

ID: 1700793-03 PX-S34-GW-09-0617 0.11886, Description: PX-S34-GW-09-0617, Name: 170707G3_47, Date: 08-Jul-2017, Time: 01:55:11, Instrument: , Lab: , User:

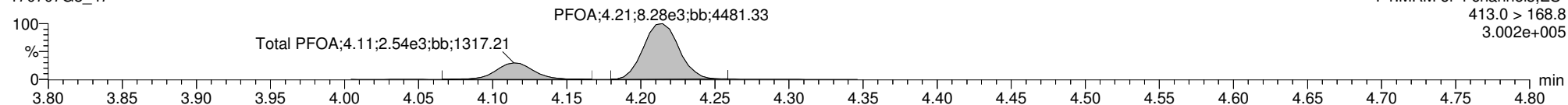
Total PFOA

170707G3_47



F4:MRM of 4 channels,ES-
413.0 > 368.7
8.376e+005

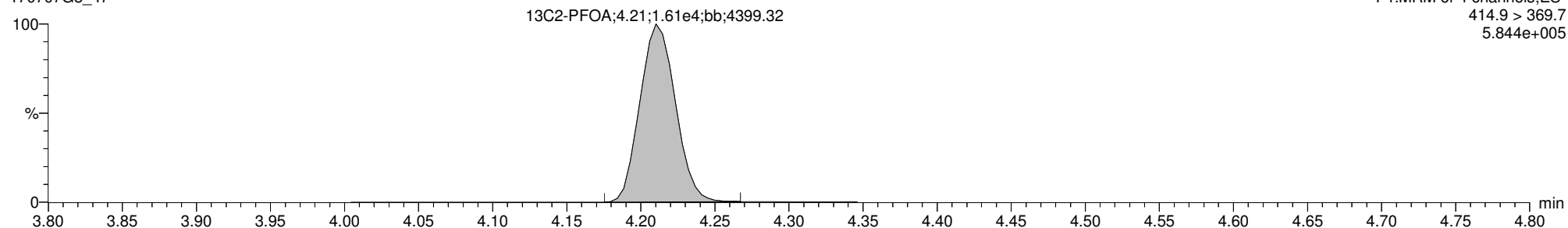
170707G3_47



F4:MRM of 4 channels,ES-
413.0 > 168.8
3.002e+005

13C2-PFOA

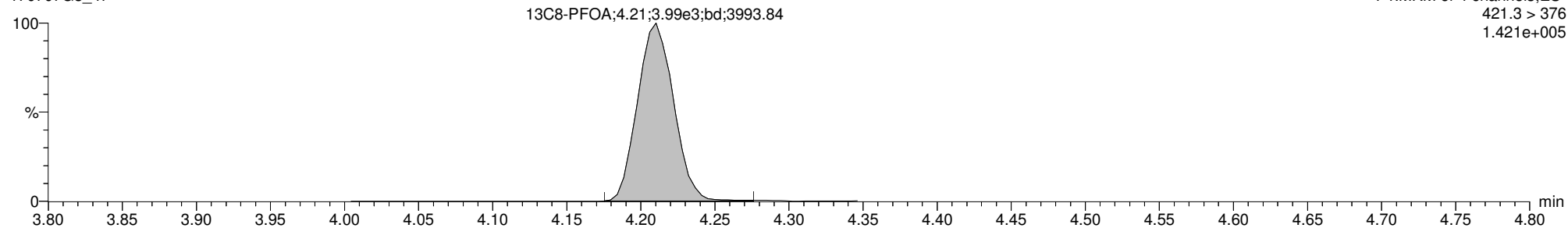
170707G3_47



F4:MRM of 4 channels,ES-
414.9 > 369.7
5.844e+005

13C8-PFOA

170707G3_47



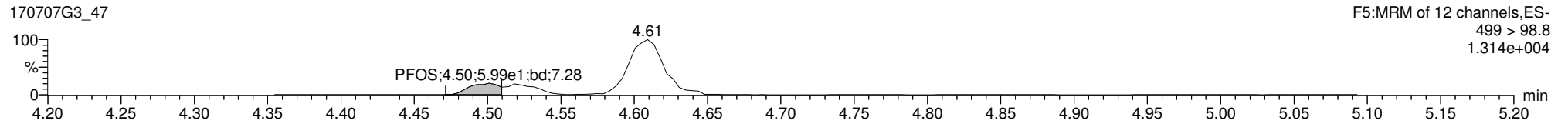
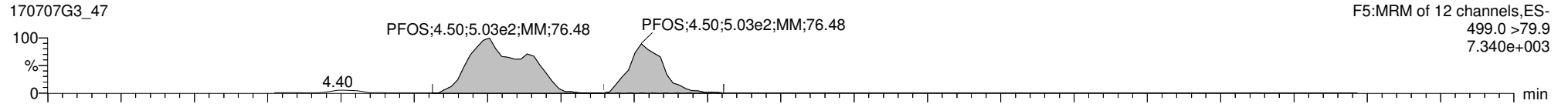
F4:MRM of 4 channels,ES-
421.3 > 376
1.421e+005

Dataset: U:\G1.PRO\Results\2017\170707G3\170707G3-47.qld

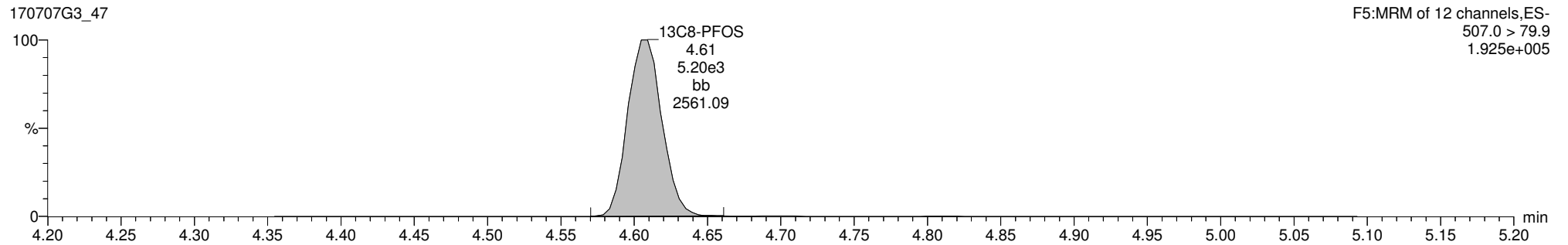
Last Altered: Wednesday, July 19, 2017 11:40:26 Pacific Daylight Time
Printed: Wednesday, July 19, 2017 11:40:34 Pacific Daylight Time

ID: 1700793-03 PX-S34-GW-09-0617 0.11886, Description: PX-S34-GW-09-0617, Name: 170707G3_47, Date: 08-Jul-2017, Time: 01:55:11, Instrument: , Lab: , User:

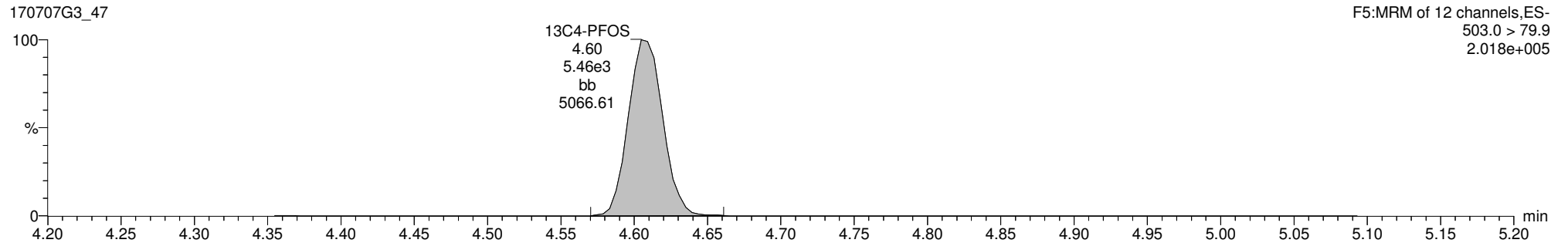
PFOS



13C8-PFOS



13C4-PFOS



Dataset: U:\G1.PRO\Results\2017\170707G3\170707G3-51.qld

Last Altered: Thursday, July 20, 2017 15:51:20 Pacific Daylight Time

Printed: Thursday, July 20, 2017 15:52:27 Pacific Daylight Time

Method: U:\G1.PRO\MethDB\PFAS_14or16_2trans_0630.mdb 10 Jul 2017 16:23:41

Calibration: U:\G1.PRO\CurveDB\C18_VAL-PFC_Q1_6-30-17_L16_2Trans.cdb 30 Jun 2017 17:15:07

ID: 1700793-04 PX-S34-GW-01-0617 0.11953, Description: PX-S34-GW-01-0617, Name: 170707G3_51, Date: 08-Jul-2017, Time: 02:45:24

	# Name	Trace	Peak Area	IS Resp	RRF Mean	wt/vol	RT	Conc.	%Rec
1	3 PFBS	299.0 > 79.7	1.167e2	3.749e3		0.120	2.92	1.30	
2	7 PFOA	413.0 > 368.7	1.718e3	1.607e4		0.120	4.22	10.5	
3	9 PFOS	499.0 >79.9	6.628e1	4.756e3		0.120	4.61	6.68	
4	12 13C3-PFBS	302.0 > 98.8	3.749e3	1.401e4	0.281	0.120	2.91	99.6	95.2
5	17 13C2-PFOA	414.9 > 369.7	1.607e4	3.823e3	3.020	0.120	4.22	146	139
6	20 13C8-PFOS	507.0 > 79.9	4.756e3	3.920e3	1.031	0.120	4.61	123	118
7	21 13C4-PFBA	216.9 > 171.8	1.188e4	1.188e4	1.000	0.120	1.66	105	100
8	22 13C5-PFHxA	318>272.9	1.401e4	1.401e4	1.000	0.120	3.30	105	100
9	23 13C3-PFHxS	401.9 > 79.9	7.837e3	7.837e3	1.000	0.120	3.93	105	100
10	24 13C8-PFOA	421.3 > 376	3.823e3	3.823e3	1.000	0.120	4.21	105	100
11	25 13C9-PFNA	472.2 > 426.9	4.941e3	4.941e3	1.000	0.120	4.55	105	100
12	26 13C4-PFOS	503.0 > 79.9	3.920e3	3.920e3	1.000	0.120	4.61	105	100
13	27 13C6-PFDA	519.10 > 473.70	4.298e3	4.298e3	1.000	0.120	4.83	105	100
14	28 Total PFBS	299.0 > 79.7		3.749e3		0.120		1.30	
15	30 Total PFOA	413.0 > 368.7		1.607e4		0.120		10.5	
16	31 Total PFOS	499.0 >79.9		4.756e3		0.120		6.68	

Dataset: U:\G1.PRO\Results\2017\170707G3\170707G3-51.qld

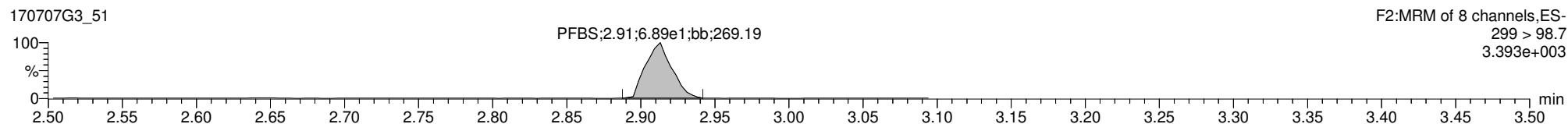

Last Altered: Thursday, July 20, 2017 15:51:20 Pacific Daylight Time

Printed: Thursday, July 20, 2017 15:52:27 Pacific Daylight Time

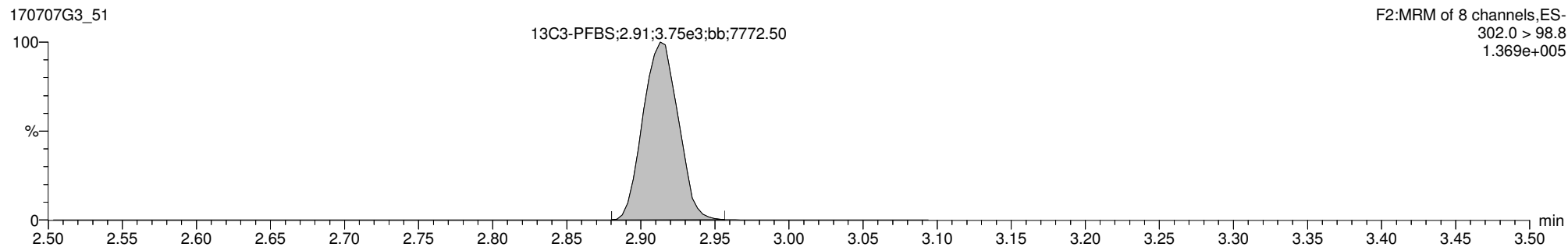
Method: U:\G1.PRO\MethDB\PFAS_14or16_2trans_0630.mdb 10 Jul 2017 16:23:41
Calibration: U:\G1.PRO\CurveDB\C18_VAL-PFC_Q1_6-30-17_L16_2Trans.cdb 30 Jun 2017 17:15:07

ID: 1700793-04 PX-S34-GW-01-0617 0.11953, Description: PX-S34-GW-01-0617, Name: 170707G3_51, Date: 08-Jul-2017, Time: 02:45:24, Instrument: , Lab: , User:

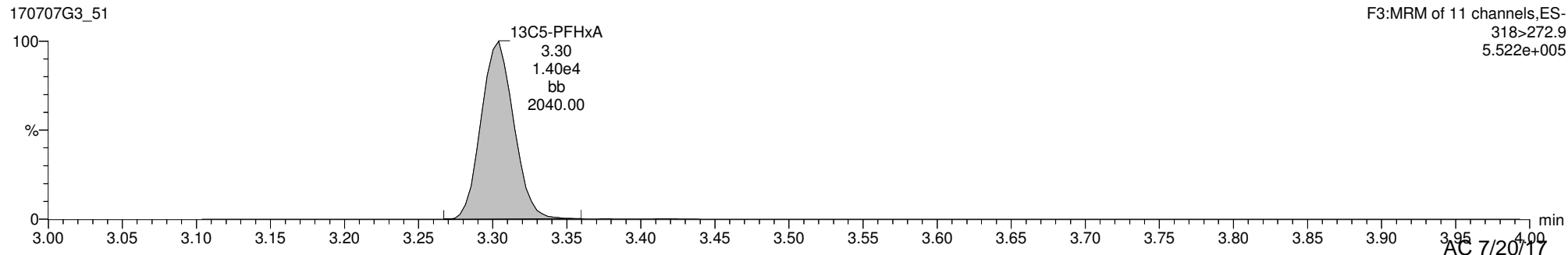
PFBS



13C3-PFBS



13C5-PFHxA



Dataset: U:\G1.PRO\Results\2017\170707G3\170707G3-51.qld

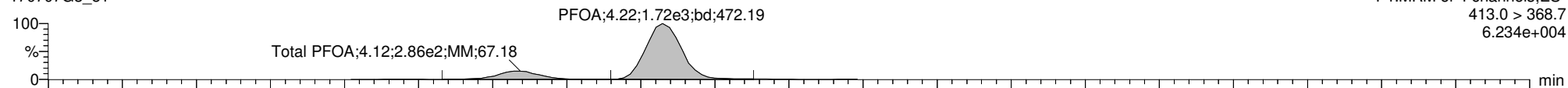
Last Altered: Thursday, July 20, 2017 15:51:20 Pacific Daylight Time

Printed: Thursday, July 20, 2017 15:52:27 Pacific Daylight Time

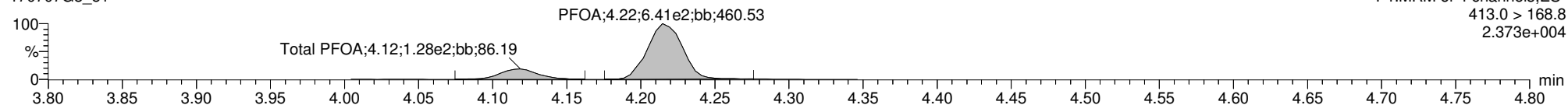
ID: 1700793-04 PX-S34-GW-01-0617 0.11953, Description: PX-S34-GW-01-0617, Name: 170707G3_51, Date: 08-Jul-2017, Time: 02:45:24, Instrument: , Lab: , User:

Total PFOA

170707G3_51

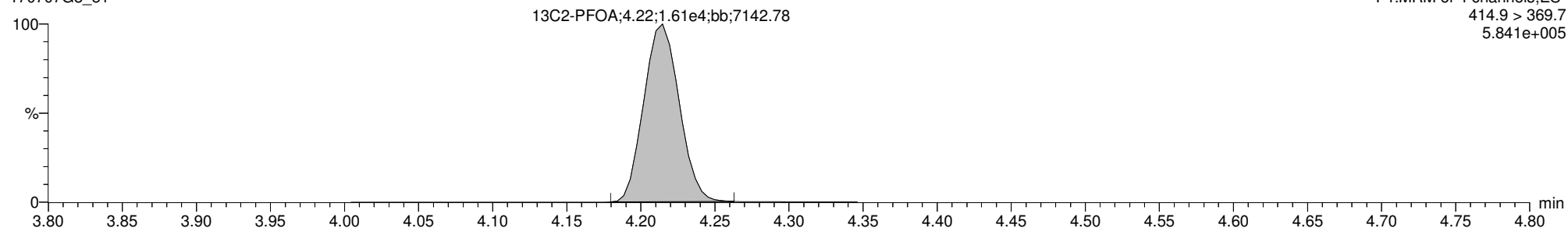


170707G3_51



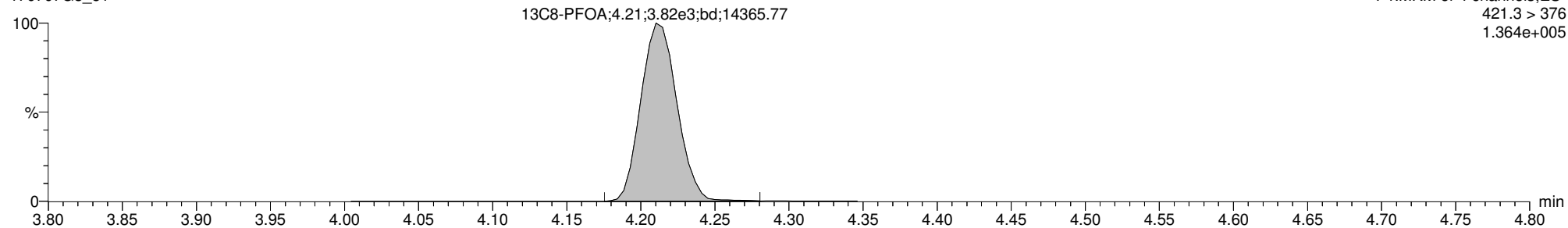
13C2-PFOA

170707G3_51



13C8-PFOA

170707G3_51



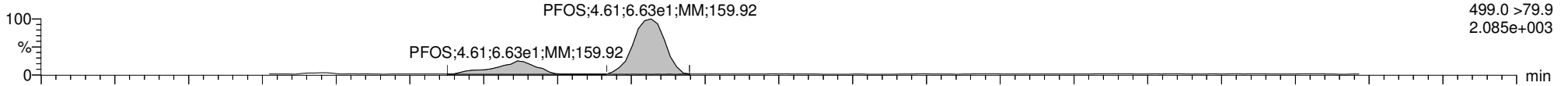
Dataset: U:\G1.PRO\Results\2017\170707G3\170707G3-51.qld

Last Altered: Thursday, July 20, 2017 15:51:20 Pacific Daylight Time
Printed: Thursday, July 20, 2017 15:52:27 Pacific Daylight Time

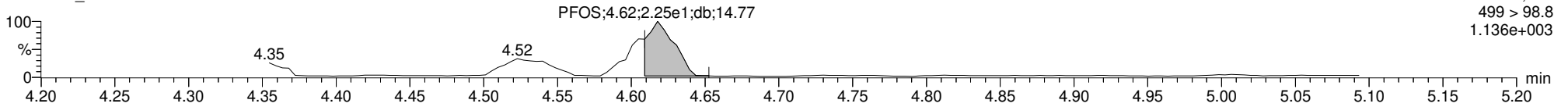
ID: 1700793-04 PX-S34-GW-01-0617 0.11953, Description: PX-S34-GW-01-0617, Name: 170707G3_51, Date: 08-Jul-2017, Time: 02:45:24, Instrument: , Lab: , User:

PFOS

170707G3_51

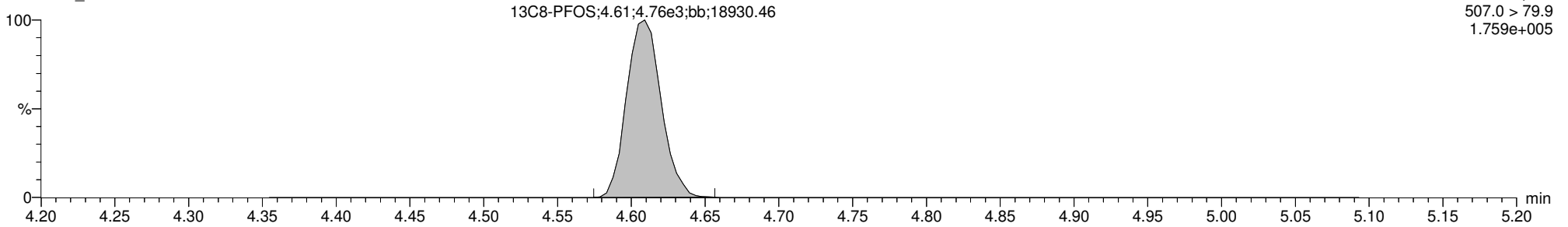


170707G3_51



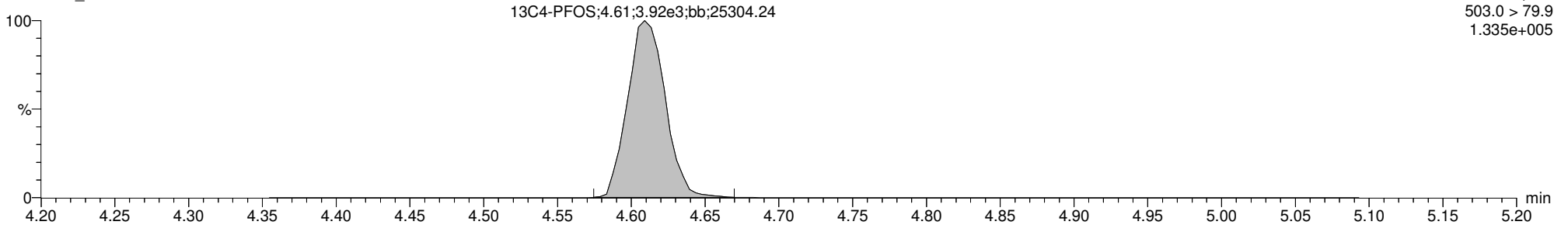
13C8-PFOS

170707G3_51



13C4-PFOS

170707G3_51



Dataset: U:\G1.PRO\Results\2017\170707G3\170707G3-52.qld

Last Altered: Wednesday, July 19, 2017 11:44:11 Pacific Daylight Time

Printed: Wednesday, July 19, 2017 11:49:51 Pacific Daylight Time

Method: U:\G1.PRO\MethDB\PFAS_14or16_2trans_0630.mdb 10 Jul 2017 16:23:41

Calibration: U:\G1.PRO\CurveDB\C18_VAL-PFC_Q1_6-30-17_L16_2Trans.cdb 30 Jun 2017 17:15:07

ID: 1700793-05 PX-S34-EB01-062817-GW 0.11656, Description: PX-S34-EB01-062817-GW, Name: 170707G3_52, Date: 08-Jul-2017, Time: 02:57:56

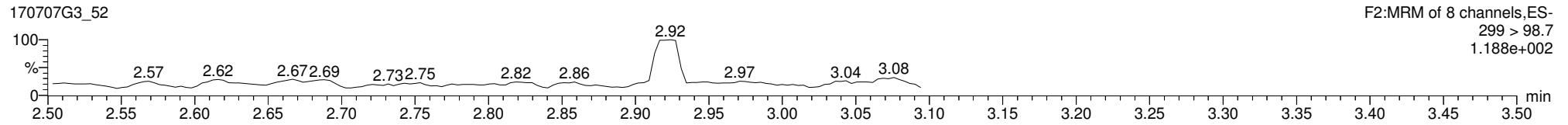
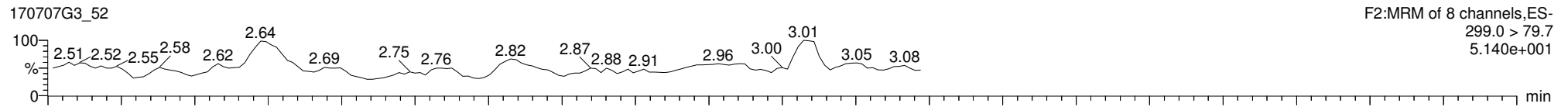
	# Name	Trace	Peak Area	IS Resp	RRF Mean	wt/vol	RT	Conc.	%Rec
1	3 PFBS	299.0 > 79.7		3.868e3		0.117			
2	7 PFOA	413.0 > 368.7	1.180e2	1.507e4		0.117	4.21		
3	9 PFOS	499.0 >79.9		4.690e3		0.117			
4	12 13C3-PFBS	302.0 > 98.8	3.868e3	1.438e4	0.281	0.117	2.91	103	95.7
5	17 13C2-PFOA	414.9 > 369.7	1.507e4	3.779e3	3.020	0.117	4.21	142	132
6	20 13C8-PFOS	507.0 > 79.9	4.690e3	4.499e3	1.031	0.117	4.61	108	101
7	21 13C4-PFBA	216.9 > 171.8	1.284e4	1.284e4	1.000	0.117	1.67	107	100
8	22 13C5-PFHxA	318>272.9	1.438e4	1.438e4	1.000	0.117	3.30	107	100
9	23 13C3-PFHxS	401.9 > 79.9	7.233e3	7.233e3	1.000	0.117	3.93	107	100
10	24 13C8-PFOA	421.3 > 376	3.779e3	3.779e3	1.000	0.117	4.21	107	100
11	25 13C9-PFNA	472.2 > 426.9	5.437e3	5.437e3	1.000	0.117	4.55	107	100
12	26 13C4-PFOS	503.0 > 79.9	4.499e3	4.499e3	1.000	0.117	4.61	107	100
13	27 13C6-PFDA	519.10 > 473.70	4.607e3	4.607e3	1.000	0.117	4.83	107	100
14	28 Total PFBS	299.0 > 79.7		3.868e3		0.117			
15	30 Total PFOA	413.0 > 368.7		1.507e4		0.117			
16	31 Total PFOS	499.0 >79.9		4.690e3		0.117			

Dataset: U:\G1.PRO\Results\2017\170707G3\170707G3-52.qld
Last Altered: Wednesday, July 19, 2017 11:44:11 Pacific Daylight Time
Printed: Wednesday, July 19, 2017 11:49:51 Pacific Daylight Time

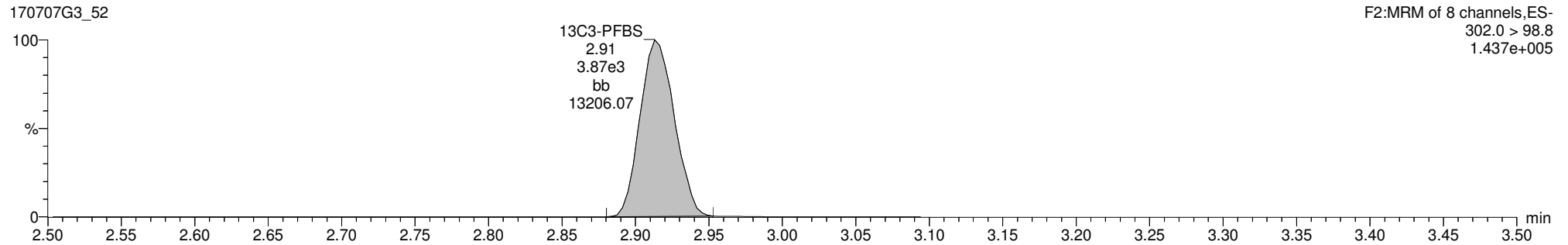
Method: U:\G1.PRO\MethDB\PFAS_14or16_2trans_0630.mdb 10 Jul 2017 16:23:41
Calibration: U:\G1.PRO\CurveDB\C18_VAL-PFC_Q1_6-30-17_L16_2Trans.cdb 30 Jun 2017 17:15:07

ID: 1700793-05 PX-S34-EB01-062817-GW 0.11656, Description: PX-S34-EB01-062817-GW, Name: 170707G3_52, Date: 08-Jul-2017, Time: 02:57:56, Instrument: , Lab: , User:

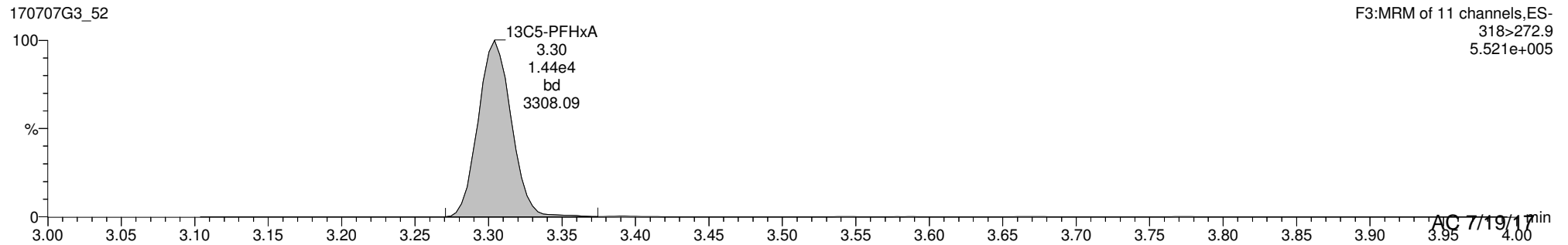
PFBS



13C3-PFBS



13C5-PFHxA



Dataset: U:\G1.PRO\Results\2017\170707G3\170707G3-52.qld

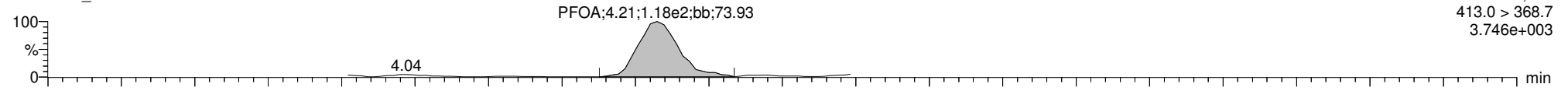
Last Altered: Wednesday, July 19, 2017 11:44:11 Pacific Daylight Time

Printed: Wednesday, July 19, 2017 11:49:51 Pacific Daylight Time

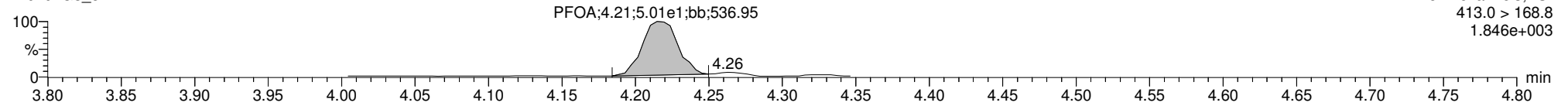
ID: 1700793-05 PX-S34-EB01-062817-GW 0.11656, Description: PX-S34-EB01-062817-GW, Name: 170707G3_52, Date: 08-Jul-2017, Time: 02:57:56, Instrument: , Lab: , User:

Total PFOA

170707G3_52

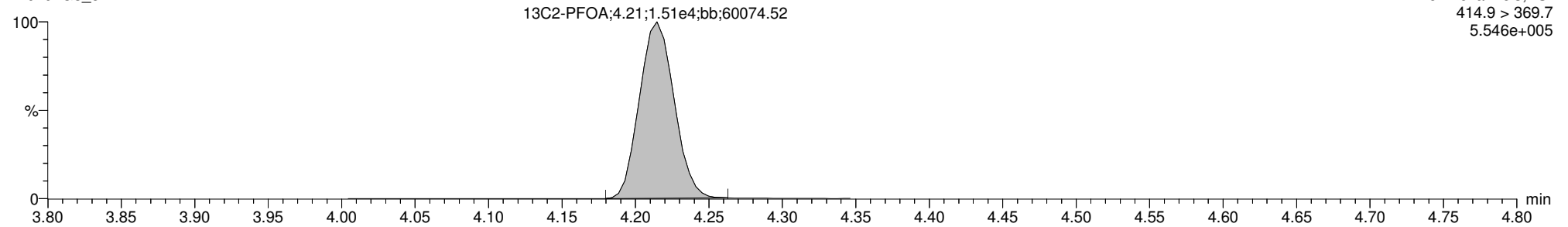


170707G3_52



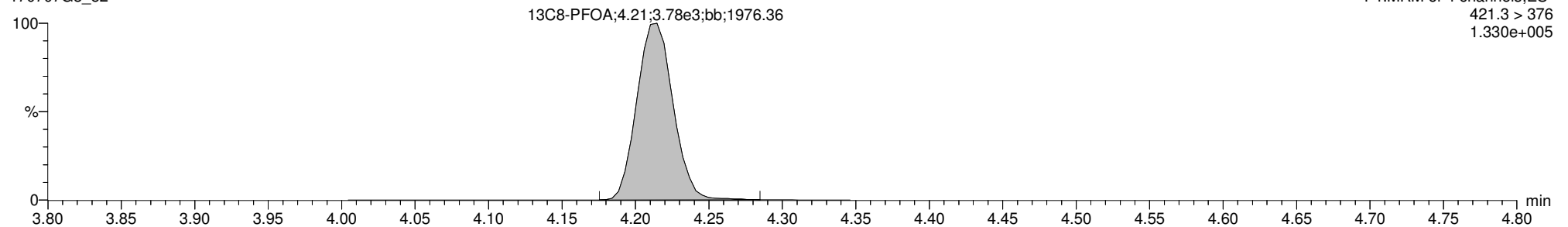
13C2-PFOA

170707G3_52



13C8-PFOA

170707G3_52



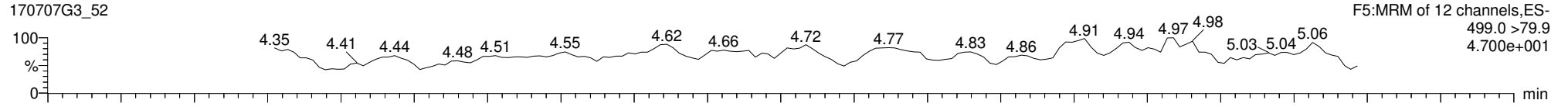
Dataset: U:\G1.PRO\Results\2017\170707G3\170707G3-52.qld

Last Altered: Wednesday, July 19, 2017 11:44:11 Pacific Daylight Time
Printed: Wednesday, July 19, 2017 11:49:51 Pacific Daylight Time

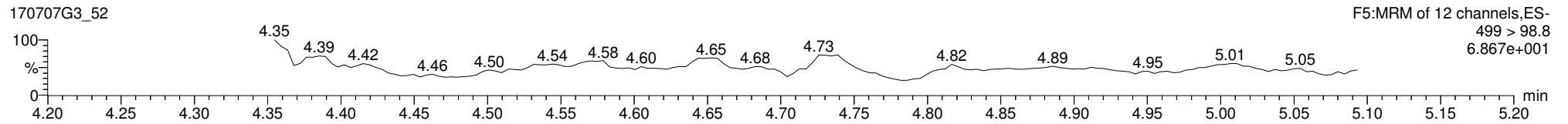
ID: 1700793-05 PX-S34-EB01-062817-GW 0.11656, Description: PX-S34-EB01-062817-GW, Name: 170707G3_52, Date: 08-Jul-2017, Time: 02:57:56, Instrument: , Lab: , User:

PFOS

170707G3_52

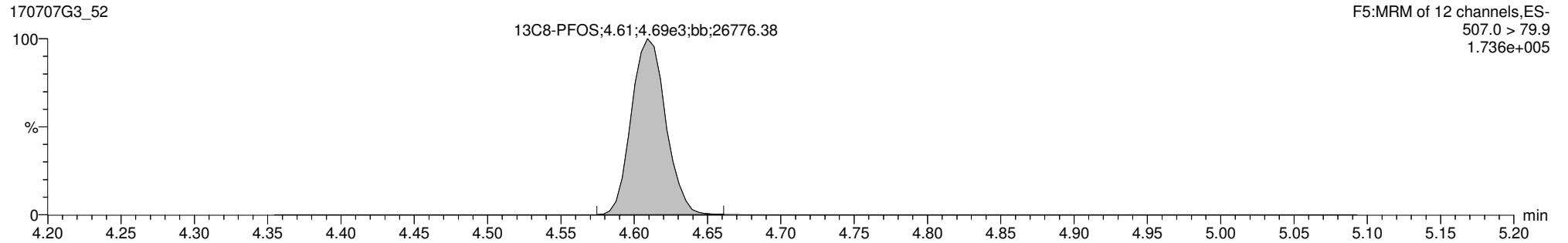


170707G3_52



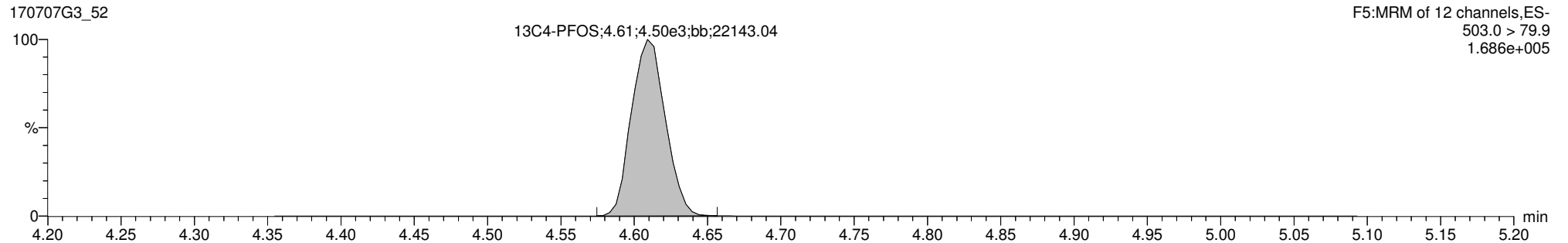
13C8-PFOS

170707G3_52



13C4-PFOS

170707G3_52



Dataset: U:\G1.PRO\Results\2017\170707G3\170707G3-53.qld

Last Altered: Wednesday, July 19, 2017 11:50:39 Pacific Daylight Time

Printed: Wednesday, July 19, 2017 11:51:25 Pacific Daylight Time

Method: U:\G1.PRO\MethDB\PFAS_14or16_2trans_0630.mdb 10 Jul 2017 16:23:41

Calibration: U:\G1.PRO\CurveDB\C18_VAL-PFC_Q1_6-30-17_L16_2Trans.cdb 30 Jun 2017 17:15:07

ID: 1700793-06 PX-S34-GW-06-0617 0.12086, Description: PX-S34-GW-06-0617, Name: 170707G3_53, Date: 08-Jul-2017, Time: 03:10:28

	# Name	Trace	Peak Area	IS Resp	RRF Mean	wt/vol	RT	Conc.	%Rec
1	3 PFBS	299.0 > 79.7		3.546e3		0.121			
2	7 PFOA	413.0 > 368.7	1.461e2	1.583e4		0.121	4.21		
3	9 PFOS	499.0 >79.9		4.840e3		0.121			
4	12 13C3-PFBS	302.0 > 98.8	3.546e3	1.395e4	0.281	0.121	2.91	93.6	90.5
5	17 13C2-PFOA	414.9 > 369.7	1.583e4	3.578e3	3.020	0.121	4.21	151	146
6	20 13C8-PFOS	507.0 > 79.9	4.840e3	4.605e3	1.031	0.121	4.61	105	102
7	21 13C4-PFBA	216.9 > 171.8	1.185e4	1.185e4	1.000	0.121	1.67	103	100
8	22 13C5-PFHxA	318>272.9	1.395e4	1.395e4	1.000	0.121	3.30	103	100
9	23 13C3-PFHxS	401.9 > 79.9	6.815e3	6.815e3	1.000	0.121	3.93	103	100
10	24 13C8-PFOA	421.3 > 376	3.578e3	3.578e3	1.000	0.121	4.21	103	100
11	25 13C9-PFNA	472.2 > 426.9	5.061e3	5.061e3	1.000	0.121	4.55	103	100
12	26 13C4-PFOS	503.0 > 79.9	4.605e3	4.605e3	1.000	0.121	4.61	103	100
13	27 13C6-PFDA	519.10 > 473.70	4.874e3	4.874e3	1.000	0.121	4.83	103	100
14	28 Total PFBS	299.0 > 79.7		3.546e3		0.121			
15	30 Total PFOA	413.0 > 368.7		1.583e4		0.121			
16	31 Total PFOS	499.0 >79.9		4.840e3		0.121			

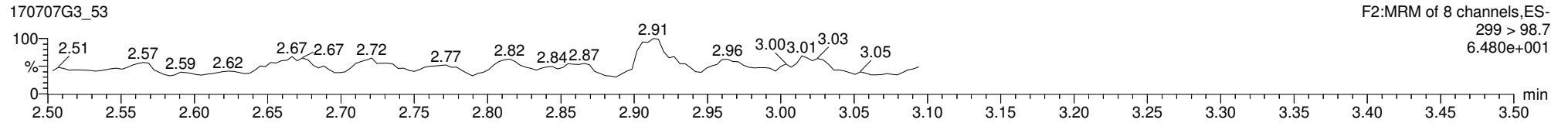
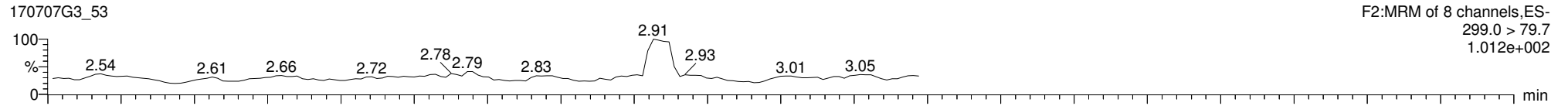
Dataset: U:\G1.PRO\Results\2017\170707G3\170707G3-53.qld

Last Altered: Wednesday, July 19, 2017 11:50:39 Pacific Daylight Time
Printed: Wednesday, July 19, 2017 11:51:25 Pacific Daylight Time

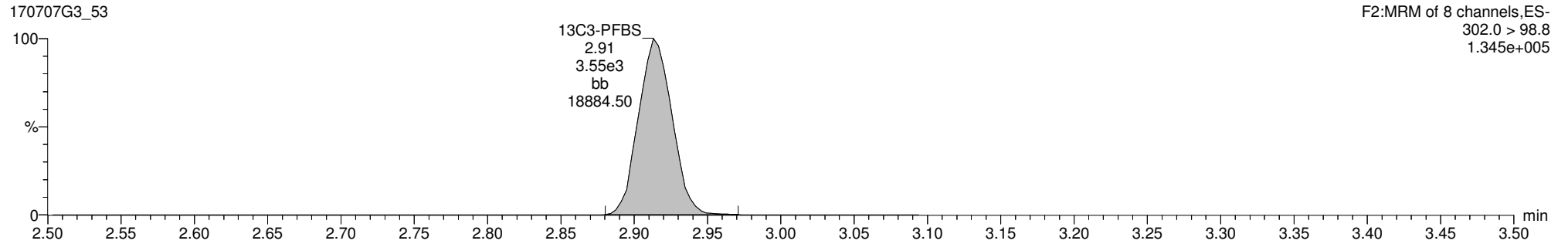
Method: U:\G1.PRO\MethDB\PFAS_14or16_2trans_0630.mdb 10 Jul 2017 16:23:41
Calibration: U:\G1.PRO\CurveDB\C18_VAL-PFC_Q1_6-30-17_L16_2Trans.cdb 30 Jun 2017 17:15:07

ID: 1700793-06 PX-S34-GW-06-0617 0.12086, Description: PX-S34-GW-06-0617, Name: 170707G3_53, Date: 08-Jul-2017, Time: 03:10:28, Instrument: , Lab: , User:

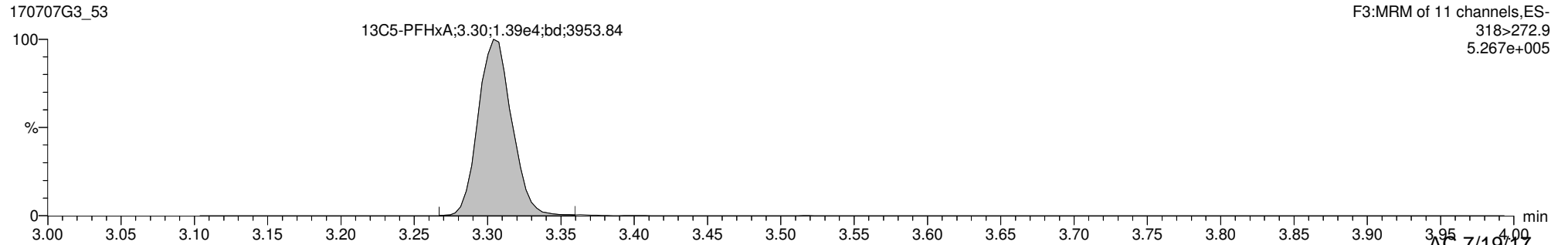
PFBS



13C3-PFBS



13C5-PFHxA



Dataset: U:\G1.PRO\Results\2017\170707G3\170707G3-53.qld

Last Altered: Wednesday, July 19, 2017 11:50:39 Pacific Daylight Time
Printed: Wednesday, July 19, 2017 11:51:25 Pacific Daylight Time

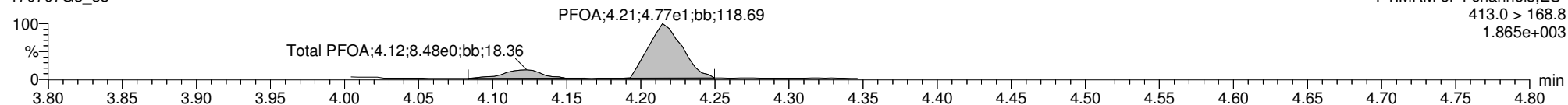
ID: 1700793-06 PX-S34-GW-06-0617 0.12086, Description: PX-S34-GW-06-0617, Name: 170707G3_53, Date: 08-Jul-2017, Time: 03:10:28, Instrument: , Lab: , User:

Total PFOA

170707G3_53

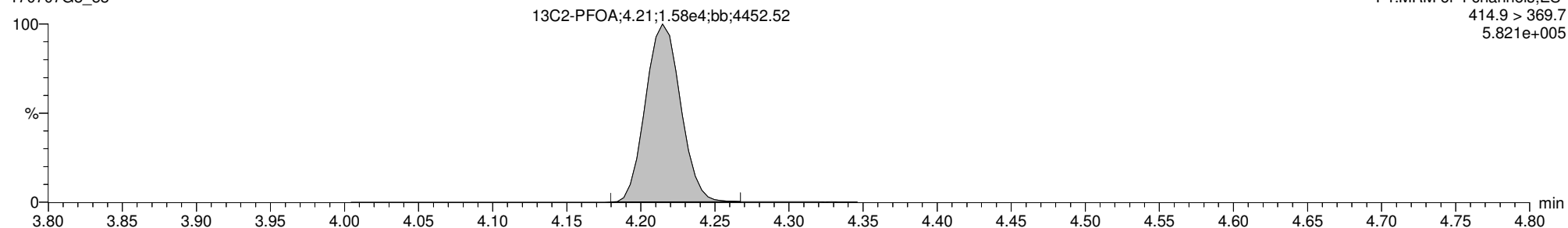


170707G3_53



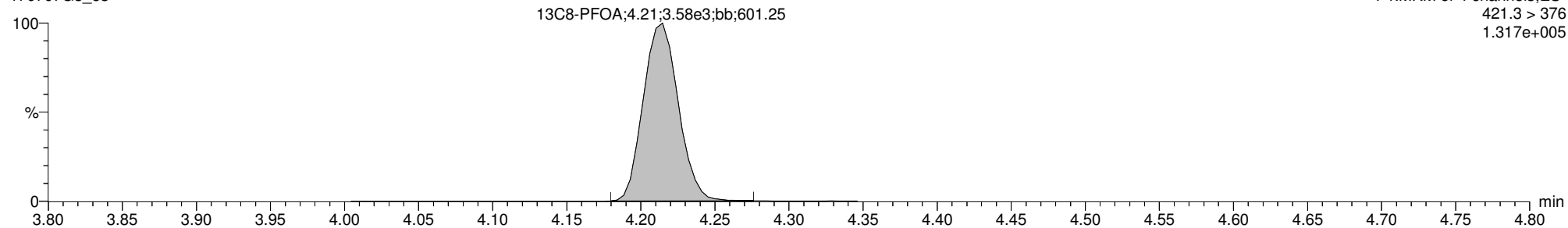
13C2-PFOA

170707G3_53



13C8-PFOA

170707G3_53

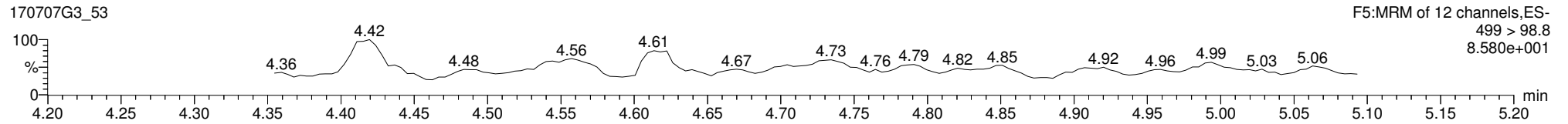
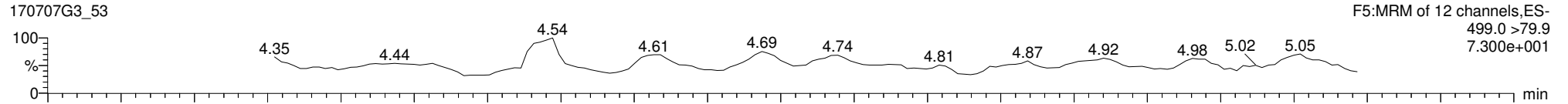


Dataset: U:\G1.PRO\Results\2017\170707G3\170707G3-53.qld

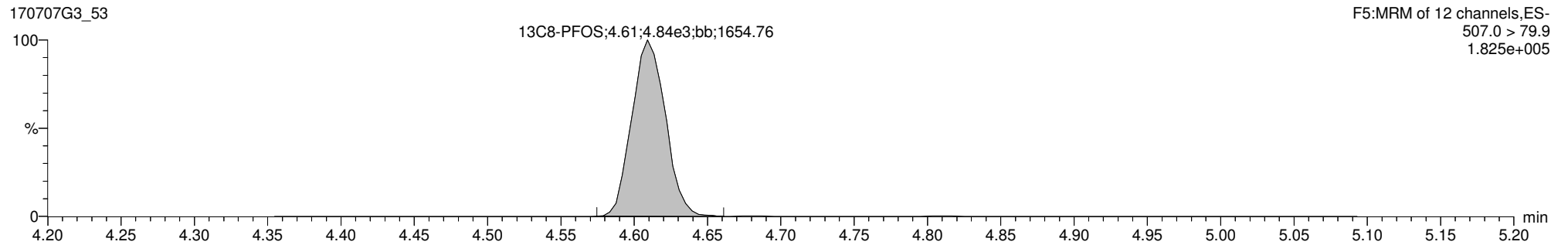
Last Altered: Wednesday, July 19, 2017 11:50:39 Pacific Daylight Time
Printed: Wednesday, July 19, 2017 11:51:25 Pacific Daylight Time

ID: 1700793-06 PX-S34-GW-06-0617 0.12086, Description: PX-S34-GW-06-0617, Name: 170707G3_53, Date: 08-Jul-2017, Time: 03:10:28, Instrument: , Lab: , User:

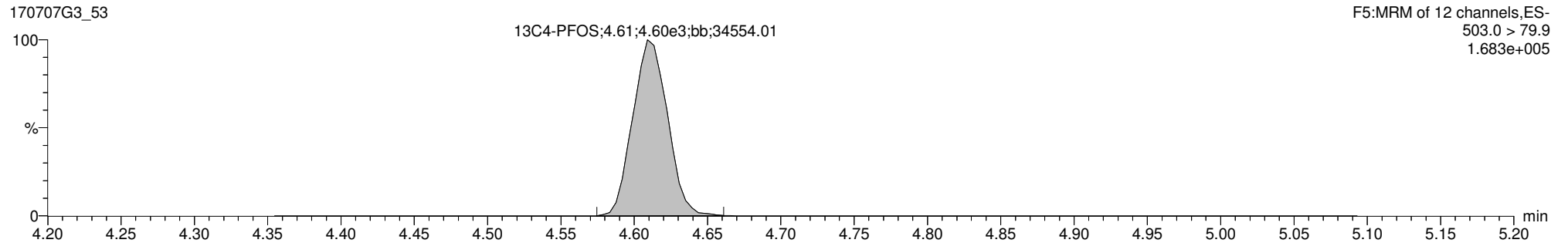
PFOS



13C8-PFOS



13C4-PFOS



Dataset: U:\G1.PRO\Results\2017\170707G3\170707G3-54.qld

Last Altered: Wednesday, July 19, 2017 11:53:28 Pacific Daylight Time

Printed: Wednesday, July 19, 2017 11:55:42 Pacific Daylight Time

Method: U:\G1.PRO\MethDB\PFAS_14or16_2trans_0630.mdb 10 Jul 2017 16:23:41

Calibration: U:\G1.PRO\CurveDB\C18_VAL-PFC_Q1_6-30-17_L16_2Trans.cdb 30 Jun 2017 17:15:07

ID: 1700793-07 PX-S34-GW-06P-0617 0.11277, Description: PX-S34-GW-06P-0617, Name: 170707G3_54, Date: 08-Jul-2017, Time: 03:22:58

	# Name	Trace	Peak Area	IS Resp	RRF Mean	wt/vol	RT	Conc.	%Rec
1	3 PFBS	299.0 > 79.7		3.878e3		0.113			
2	7 PFOA	413.0 > 368.7	1.313e2	1.592e4		0.113	4.22		
3	9 PFOS	499.0 >79.9		4.908e3		0.113			
4	12 13C3-PFBS	302.0 > 98.8	3.878e3	1.494e4	0.281	0.113	2.92	102	92.3
5	17 13C2-PFOA	414.9 > 369.7	1.592e4	3.844e3	3.020	0.113	4.22	152	137
6	20 13C8-PFOS	507.0 > 79.9	4.908e3	4.767e3	1.031	0.113	4.61	111	99.8
7	21 13C4-PFBA	216.9 > 171.8	1.245e4	1.245e4	1.000	0.113	1.66	111	100
8	22 13C5-PFHxA	318>272.9	1.494e4	1.494e4	1.000	0.113	3.30	111	100
9	23 13C3-PFHxS	401.9 > 79.9	7.928e3	7.928e3	1.000	0.113	3.93	111	100
10	24 13C8-PFOA	421.3 > 376	3.844e3	3.844e3	1.000	0.113	4.22	111	100
11	25 13C9-PFNA	472.2 > 426.9	5.505e3	5.505e3	1.000	0.113	4.55	111	100
12	26 13C4-PFOS	503.0 > 79.9	4.767e3	4.767e3	1.000	0.113	4.61	111	100
13	27 13C6-PFDA	519.10 > 473.70	4.595e3	4.595e3	1.000	0.113	4.83	111	100
14	28 Total PFBS	299.0 > 79.7		3.878e3		0.113			
15	30 Total PFOA	413.0 > 368.7		1.592e4		0.113			
16	31 Total PFOS	499.0 >79.9		4.908e3		0.113			

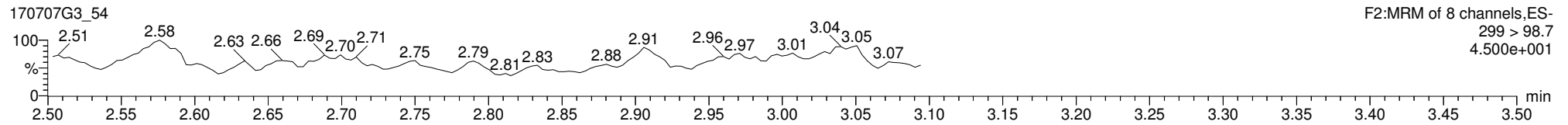
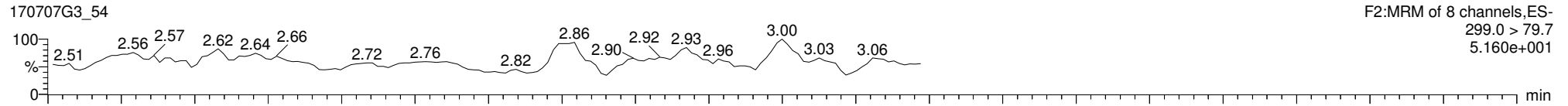
Dataset: U:\G1.PRO\Results\2017\170707G3\170707G3-54.qld

Last Altered: Wednesday, July 19, 2017 11:53:28 Pacific Daylight Time
Printed: Wednesday, July 19, 2017 11:55:42 Pacific Daylight Time

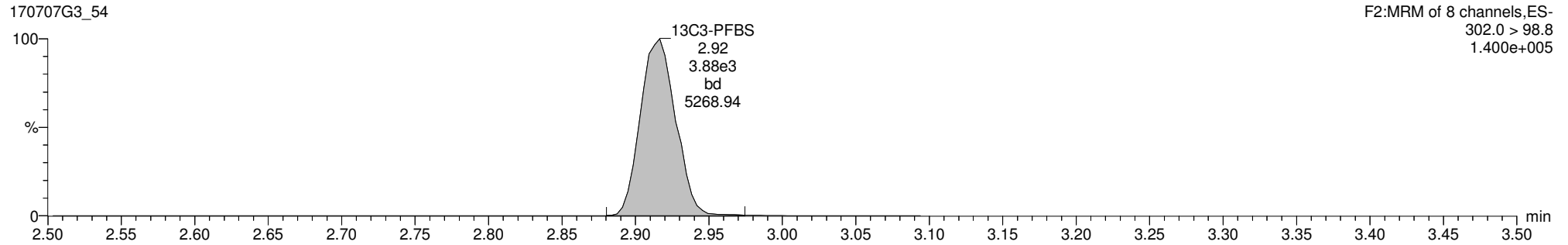
Method: U:\G1.PRO\MethDB\PFAS_14or16_2trans_0630.mdb 10 Jul 2017 16:23:41
Calibration: U:\G1.PRO\CurveDB\C18_VAL-PFC_Q1_6-30-17_L16_2Trans.cdb 30 Jun 2017 17:15:07

ID: 1700793-07 PX-S34-GW-06P-0617 0.11277, Description: PX-S34-GW-06P-0617, Name: 170707G3_54, Date: 08-Jul-2017, Time: 03:22:58, Instrument: , Lab: , User:

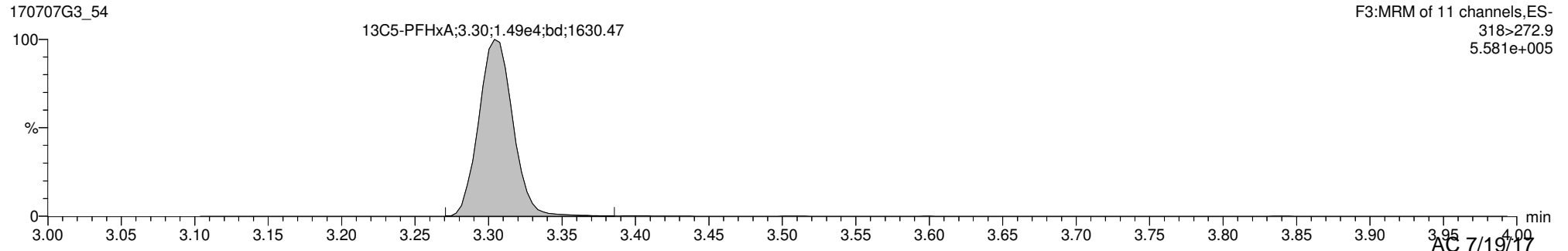
PFBS



13C3-PFBS



13C5-PFHxA

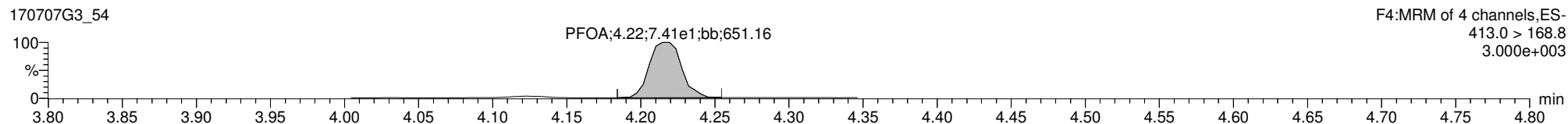
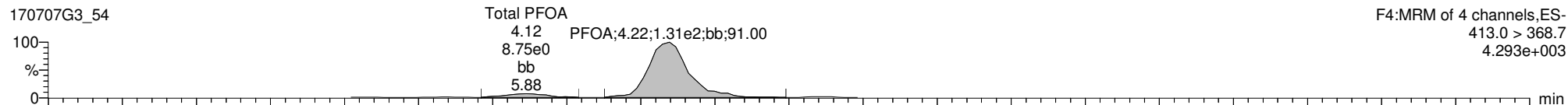


Dataset: U:\G1.PRO\Results\2017\170707G3\170707G3-54.qld

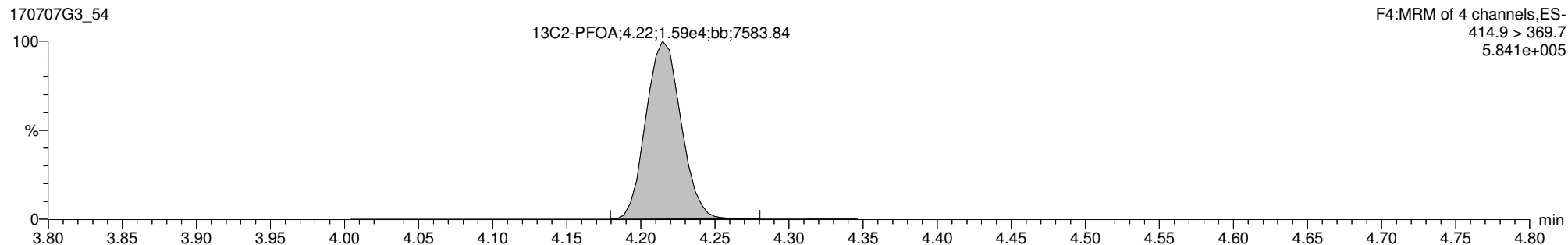
Last Altered: Wednesday, July 19, 2017 11:53:28 Pacific Daylight Time
Printed: Wednesday, July 19, 2017 11:55:42 Pacific Daylight Time

ID: 1700793-07 PX-S34-GW-06P-0617 0.11277, Description: PX-S34-GW-06P-0617, Name: 170707G3_54, Date: 08-Jul-2017, Time: 03:22:58, Instrument: , Lab: , User:

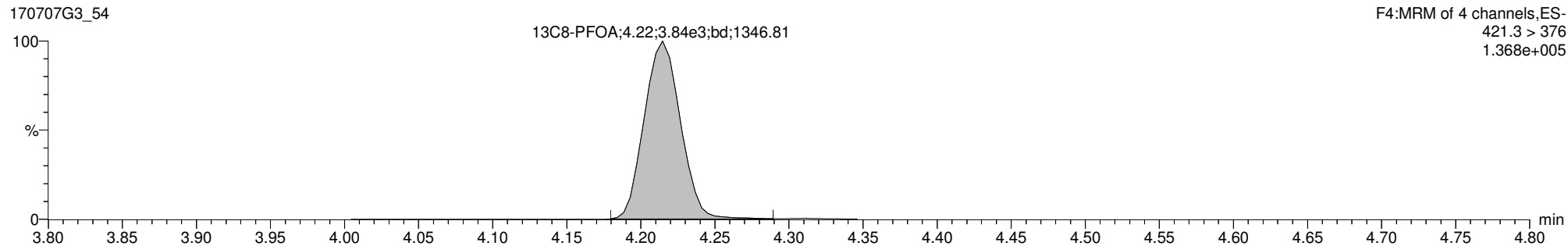
Total PFOA



13C2-PFOA



13C8-PFOA

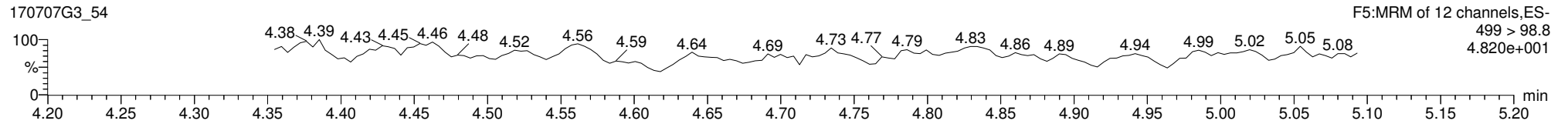
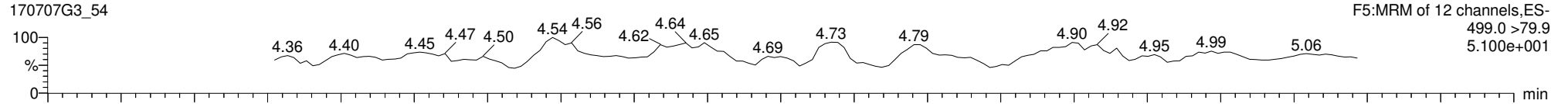


Dataset: U:\G1.PRO\Results\2017\170707G3\170707G3-54.qld

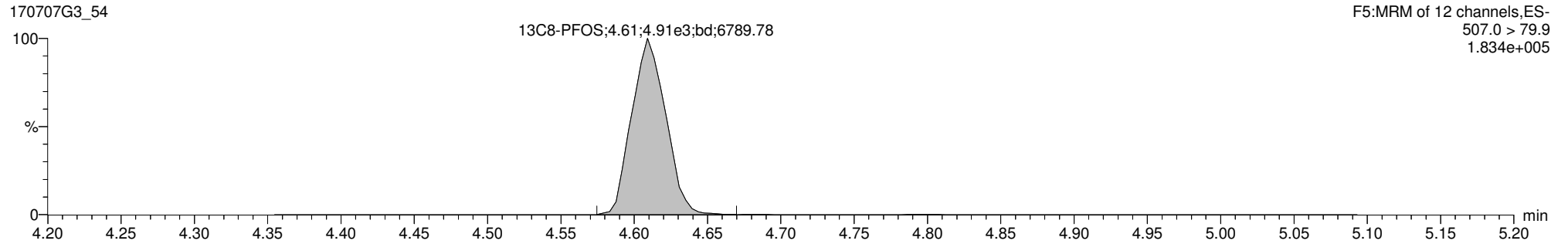
Last Altered: Wednesday, July 19, 2017 11:53:28 Pacific Daylight Time
Printed: Wednesday, July 19, 2017 11:55:42 Pacific Daylight Time

ID: 1700793-07 PX-S34-GW-06P-0617 0.11277, Description: PX-S34-GW-06P-0617, Name: 170707G3_54, Date: 08-Jul-2017, Time: 03:22:58, Instrument: , Lab: , User:

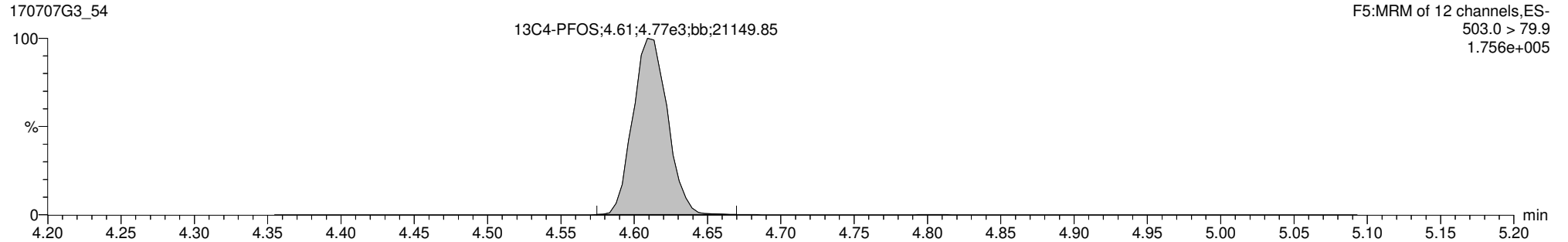
PFOS



13C8-PFOS



13C4-PFOS



Dataset: U:\G1.PRO\Results\2017\170707G3\170707G3-55.qld

Last Altered: Wednesday, July 19, 2017 11:54:25 Pacific Daylight Time

Printed: Wednesday, July 19, 2017 11:54:52 Pacific Daylight Time

Method: U:\G1.PRO\MethDB\PFAS_14or16_2trans_0630.mdb 10 Jul 2017 16:23:41

Calibration: U:\G1.PRO\CurveDB\C18_VAL-PFC_Q1_6-30-17_L16_2Trans.cdb 30 Jun 2017 17:15:07

ID: 1700793-08 PX-S34-GW-10-0617 0.11911, Description: PX-S34-GW-10-0617, Name: 170707G3_55, Date: 08-Jul-2017, Time: 03:35:31

	# Name	Trace	Peak Area	IS Resp	RRF Mean	wt/vol	RT	Conc.	%Rec
1	3 PFBS	299.0 > 79.7	2.988e2	3.948e3		0.119	2.91	3.92	
2	7 PFOA	413.0 > 368.7	1.599e4	1.674e4		0.119	4.22	118	
3	9 PFOS	499.0 >79.9	7.834e2	5.203e3		0.119	4.61	33.6	
4	12 13C3-PFBS	302.0 > 98.8	3.948e3	1.376e4	0.281	0.119	2.91	107	102
5	17 13C2-PFOA	414.9 > 369.7	1.674e4	3.864e3	3.020	0.119	4.21	151	143
6	20 13C8-PFOS	507.0 > 79.9	5.203e3	5.135e3	1.031	0.119	4.61	103	98.2
7	21 13C4-PFBA	216.9 > 171.8	8.767e3	8.767e3	1.000	0.119	1.66	105	100
8	22 13C5-PFHxA	318>272.9	1.376e4	1.376e4	1.000	0.119	3.30	105	100
9	23 13C3-PFHxS	401.9 > 79.9	8.188e3	8.188e3	1.000	0.119	3.93	105	100
10	24 13C8-PFOA	421.3 > 376	3.864e3	3.864e3	1.000	0.119	4.21	105	100
11	25 13C9-PFNA	472.2 > 426.9	5.777e3	5.777e3	1.000	0.119	4.55	105	100
12	26 13C4-PFOS	503.0 > 79.9	5.135e3	5.135e3	1.000	0.119	4.61	105	100
13	27 13C6-PFDA	519.10 > 473.70	5.014e3	5.014e3	1.000	0.119	4.83	105	100
14	28 Total PFBS	299.0 > 79.7		3.948e3		0.119		3.92	
15	30 Total PFOA	413.0 > 368.7		1.674e4		0.119		133	
16	31 Total PFOS	499.0 >79.9		5.203e3		0.119		33.6	

Dataset: U:\G1.PRO\Results\2017\170707G3\170707G3-55.qld

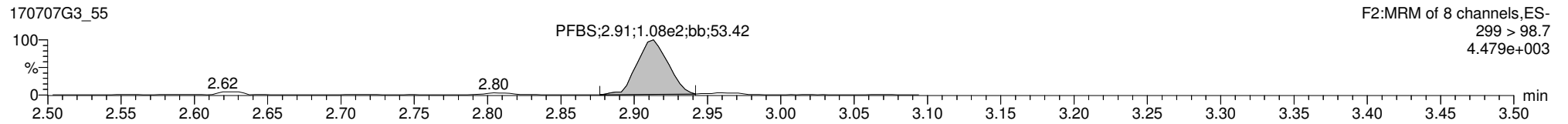
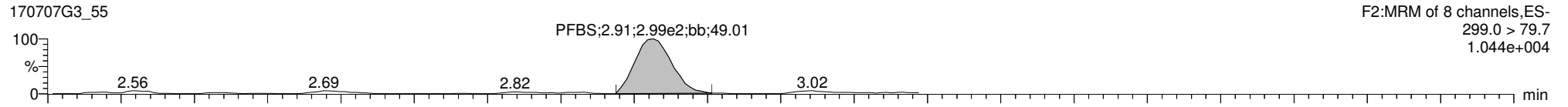
Last Altered: Wednesday, July 19, 2017 11:54:25 Pacific Daylight Time

Printed: Wednesday, July 19, 2017 11:54:52 Pacific Daylight Time

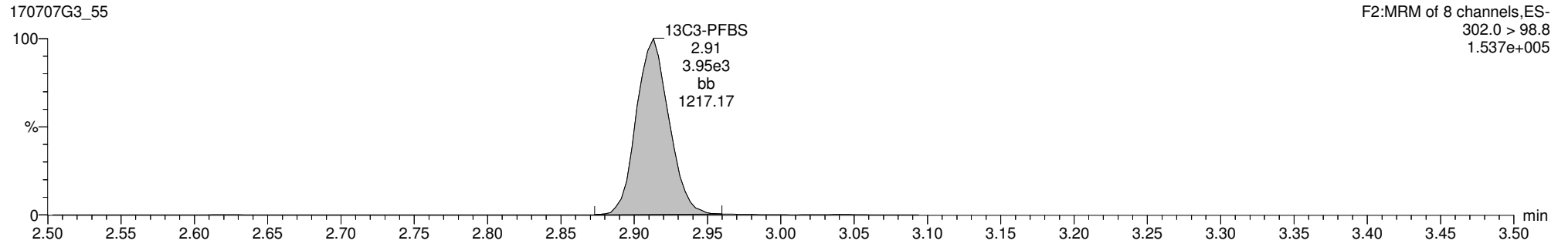
Method: U:\G1.PRO\MethDB\PFAS_14or16_2trans_0630.mdb 10 Jul 2017 16:23:41
Calibration: U:\G1.PRO\CurveDB\C18_VAL-PFC_Q1_6-30-17_L16_2Trans.cdb 30 Jun 2017 17:15:07

ID: 1700793-08 PX-S34-GW-10-0617 0.11911, Description: PX-S34-GW-10-0617, Name: 170707G3_55, Date: 08-Jul-2017, Time: 03:35:31, Instrument: , Lab: , User:

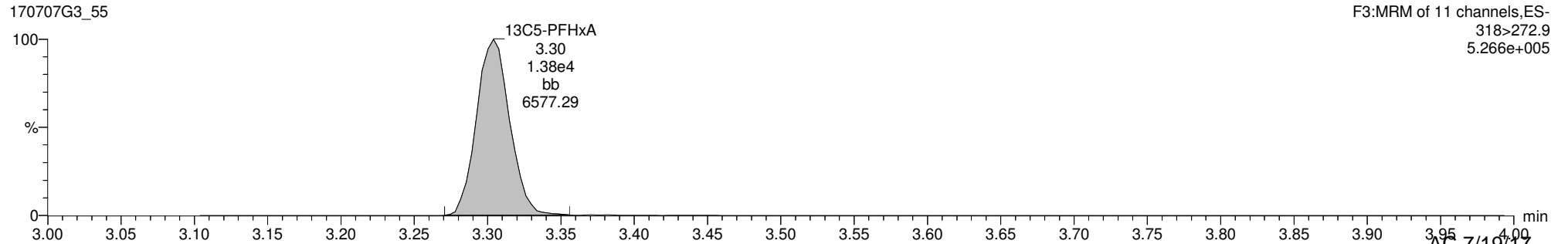
PFBS



13C3-PFBS



13C5-PFHxA




Dataset: U:\G1.PRO\Results\2017\170707G3\170707G3-55.qld

Last Altered: Wednesday, July 19, 2017 11:54:25 Pacific Daylight Time
Printed: Wednesday, July 19, 2017 11:54:52 Pacific Daylight Time

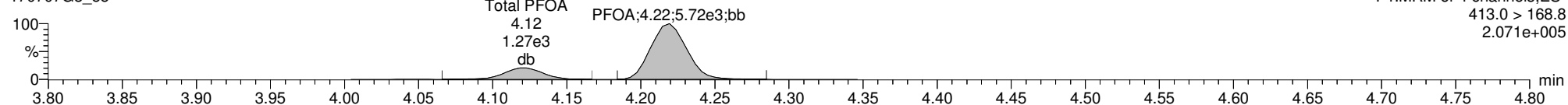
ID: 1700793-08 PX-S34-GW-10-0617 0.11911, Description: PX-S34-GW-10-0617, Name: 170707G3_55, Date: 08-Jul-2017, Time: 03:35:31, Instrument: , Lab: , User:

Total PFOA

170707G3_55

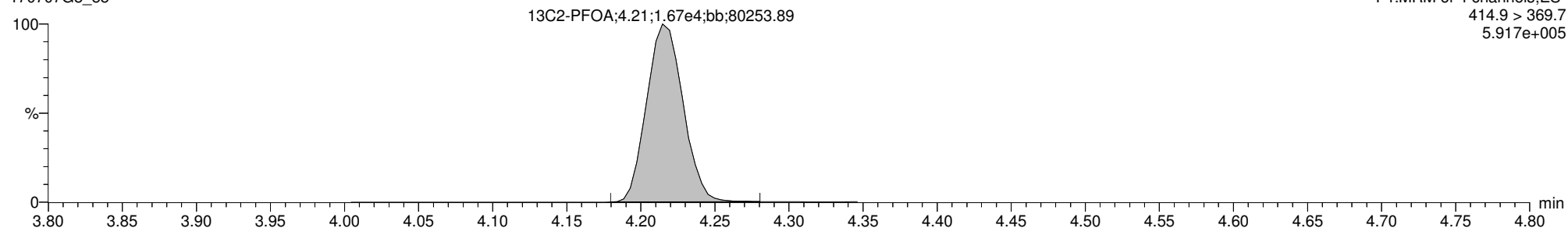


170707G3_55



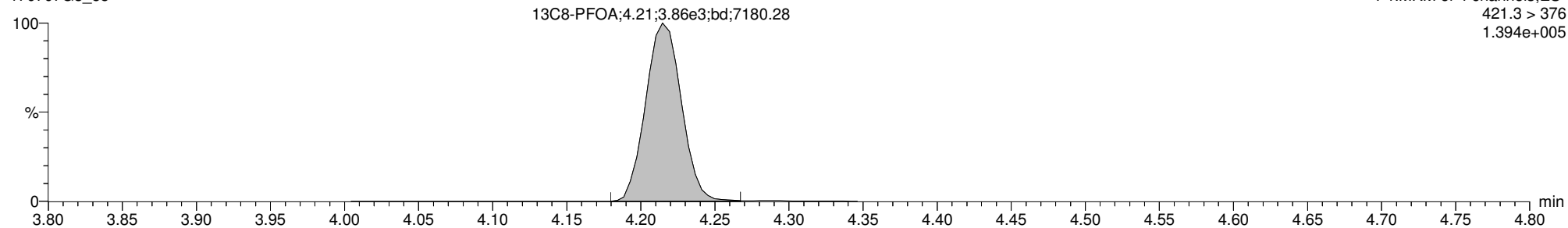
13C2-PFOA

170707G3_55



13C8-PFOA

170707G3_55

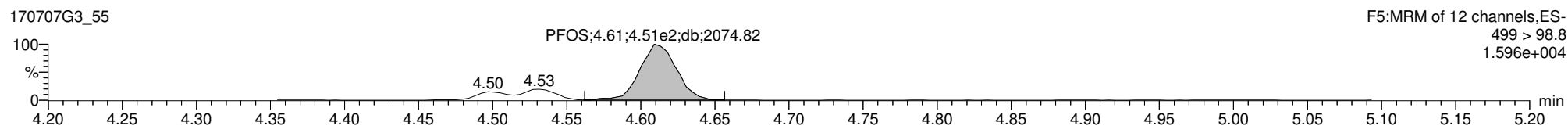
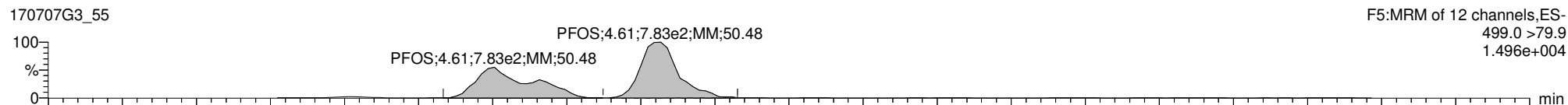


Dataset: U:\G1.PRO\Results\2017\170707G3\170707G3-55.qld

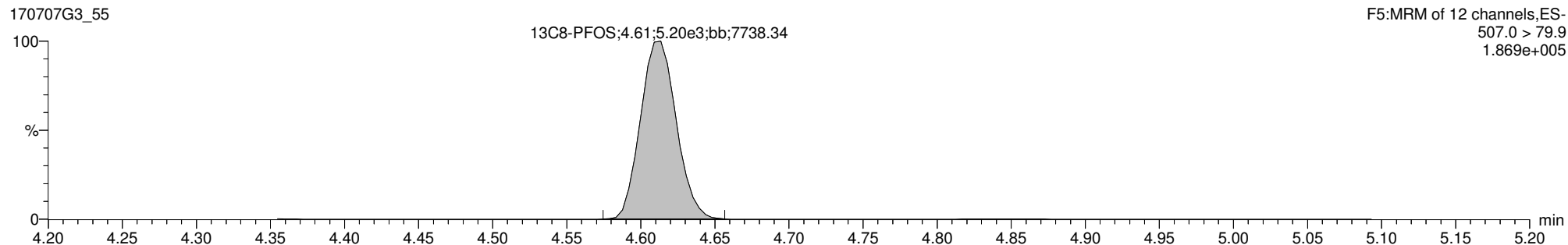
Last Altered: Wednesday, July 19, 2017 11:54:25 Pacific Daylight Time
Printed: Wednesday, July 19, 2017 11:54:52 Pacific Daylight Time

ID: 1700793-08 PX-S34-GW-10-0617 0.11911, Description: PX-S34-GW-10-0617, Name: 170707G3_55, Date: 08-Jul-2017, Time: 03:35:31, Instrument: , Lab: , User:

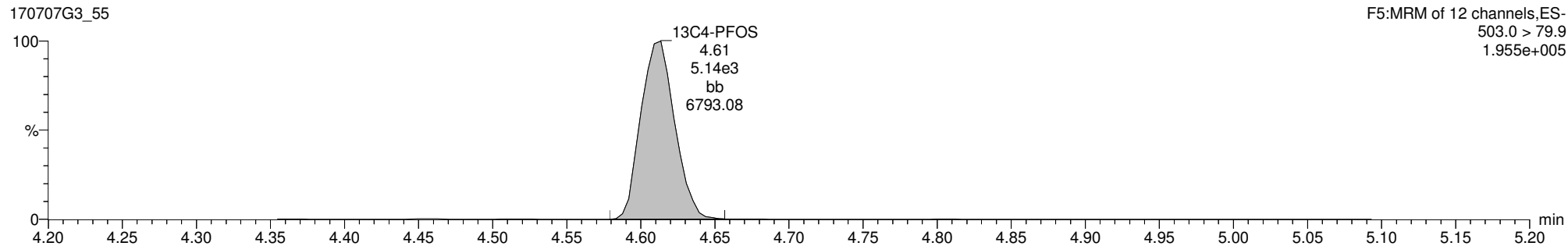
PFOS



13C8-PFOS



13C4-PFOS



Dataset: U:\G1.PRO\Results\2017\170707G3\170707G3-56.qld

Last Altered: Wednesday, July 19, 2017 12:02:18 Pacific Daylight Time

Printed: Wednesday, July 19, 2017 12:02:43 Pacific Daylight Time

Method: U:\G1.PRO\MethDB\PFAS_14or16_2trans_0630.mdb 10 Jul 2017 16:23:41

Calibration: U:\G1.PRO\CurveDB\C18_VAL-PFC_Q1_6-30-17_L16_2Trans.cdb 30 Jun 2017 17:15:07

ID: 1700793-09 PX-S34-GW-11-0617 0.12073, Description: PX-S34-GW-11-0617, Name: 170707G3_56, Date: 08-Jul-2017, Time: 03:48:04

	# Name	Trace	Peak Area	IS Resp	RRF Mean	wt/vol	RT	Conc.	%Rec
1	3 PFBS	299.0 > 79.7	4.596e2	3.970e3		0.121	2.91	6.20	
2	7 PFOA	413.0 > 368.7	1.795e4	1.733e4		0.121	4.21	126	
3	9 PFOS	499.0 >79.9	9.310e2	6.148e3		0.121	4.61	33.3	
4	12 13C3-PFBS	302.0 > 98.8	3.970e3	1.555e4	0.281	0.121	2.91	94.0	90.8
5	17 13C2-PFOA	414.9 > 369.7	1.733e4	4.386e3	3.020	0.121	4.21	135	131
6	20 13C8-PFOS	507.0 > 79.9	6.148e3	5.925e3	1.031	0.121	4.61	104	101
7	21 13C4-PFBA	216.9 > 171.8	1.164e4	1.164e4	1.000	0.121	1.66	104	100
8	22 13C5-PFHxA	318>272.9	1.555e4	1.555e4	1.000	0.121	3.30	104	100
9	23 13C3-PFHxS	401.9 > 79.9	8.317e3	8.317e3	1.000	0.121	3.93	104	100
10	24 13C8-PFOA	421.3 > 376	4.386e3	4.386e3	1.000	0.121	4.21	104	100
11	25 13C9-PFNA	472.2 > 426.9	6.343e3	6.343e3	1.000	0.121	4.55	104	100
12	26 13C4-PFOS	503.0 > 79.9	5.925e3	5.925e3	1.000	0.121	4.61	104	100
13	27 13C6-PFDA	519.10 > 473.70	6.474e3	6.474e3	1.000	0.121	4.83	104	100
14	28 Total PFBS	299.0 > 79.7		3.970e3		0.121		6.20	
15	30 Total PFOA	413.0 > 368.7		1.733e4		0.121		143	
16	31 Total PFOS	499.0 >79.9		6.148e3		0.121		33.3	

Dataset: U:\G1.PRO\Results\2017\170707G3\170707G3-56.qld

Last Altered: Wednesday, July 19, 2017 12:02:18 Pacific Daylight Time

Printed: Wednesday, July 19, 2017 12:02:43 Pacific Daylight Time

Method: U:\G1.PRO\MethDB\PFAS_14or16_2trans_0630.mdb 10 Jul 2017 16:23:41

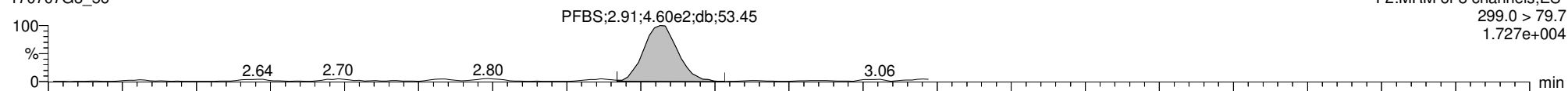
Calibration: U:\G1.PRO\CurveDB\C18_VAL-PFC_Q1_6-30-17_L16_2Trans.cdb 30 Jun 2017 17:15:07

ID: 1700793-09 PX-S34-GW-11-0617 0.12073, Description: PX-S34-GW-11-0617, Name: 170707G3_56, Date: 08-Jul-2017, Time: 03:48:04, Instrument: , Lab: , User:

PFBS

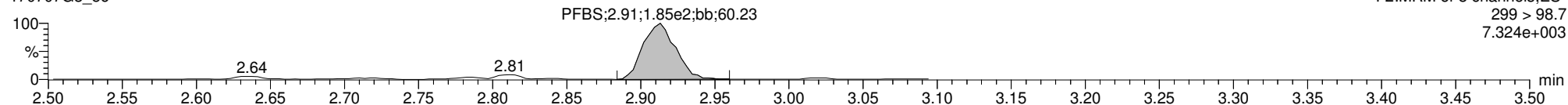
170707G3_56

F2:MRM of 8 channels,ES-
299.0 > 79.7
1.727e+004



170707G3_56

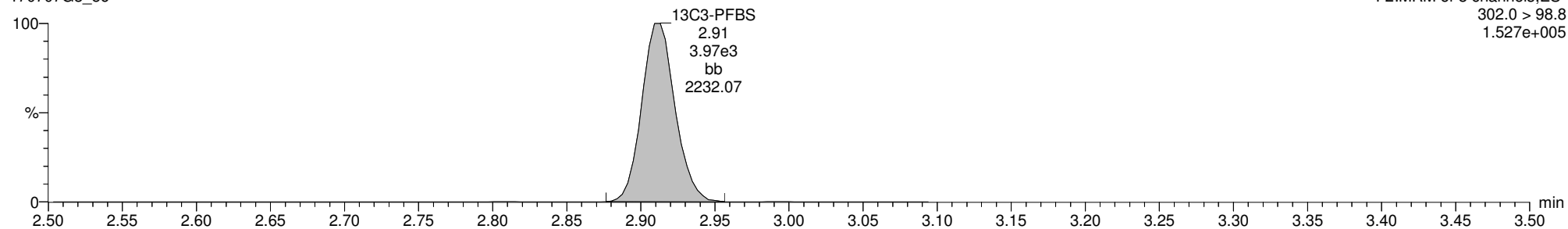
F2:MRM of 8 channels,ES-
299 > 98.7
7.324e+003



13C3-PFBS

170707G3_56

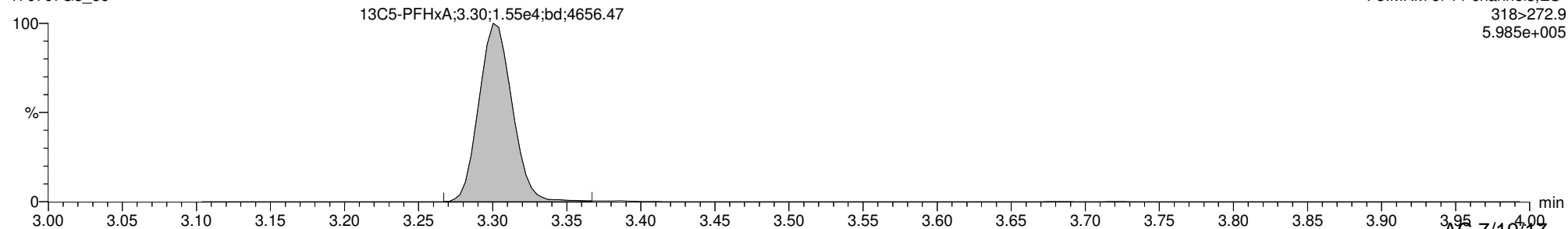
F2:MRM of 8 channels,ES-
302.0 > 98.8
1.527e+005



13C5-PFHxA

170707G3_56

F3:MRM of 11 channels,ES-
318>272.9
5.985e+005



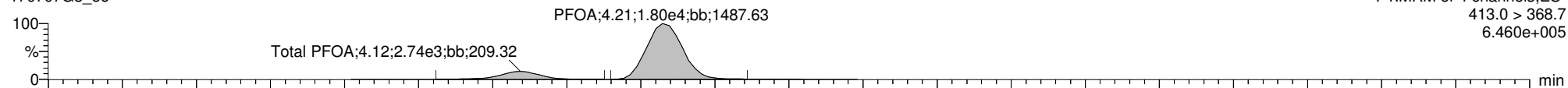
Dataset: U:\G1.PRO\Results\2017\170707G3\170707G3-56.qld

Last Altered: Wednesday, July 19, 2017 12:02:18 Pacific Daylight Time
Printed: Wednesday, July 19, 2017 12:02:43 Pacific Daylight Time

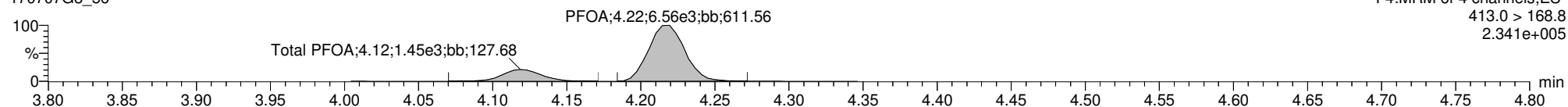
ID: 1700793-09 PX-S34-GW-11-0617 0.12073, Description: PX-S34-GW-11-0617, Name: 170707G3_56, Date: 08-Jul-2017, Time: 03:48:04, Instrument: , Lab: , User:

Total PFOA

170707G3_56

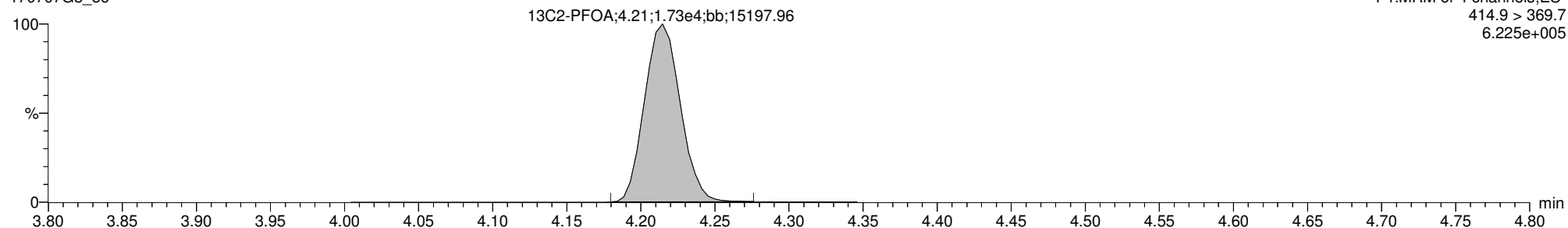


170707G3_56



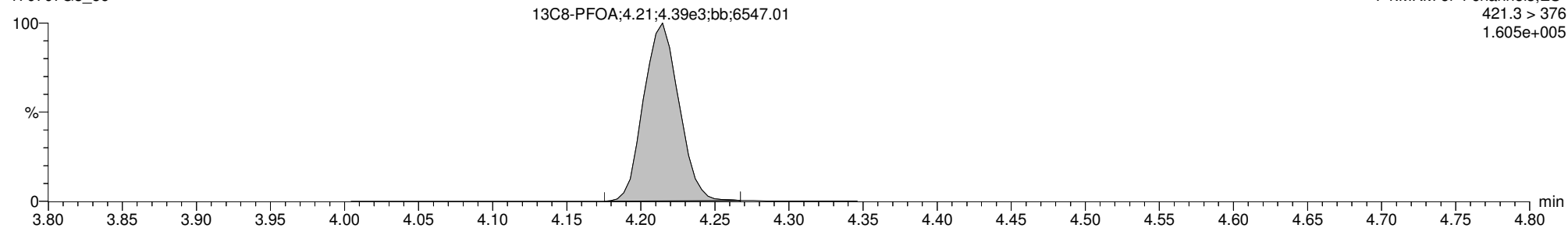
13C2-PFOA

170707G3_56



13C8-PFOA

170707G3_56

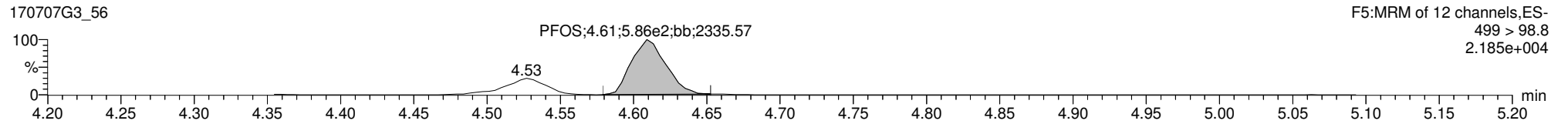
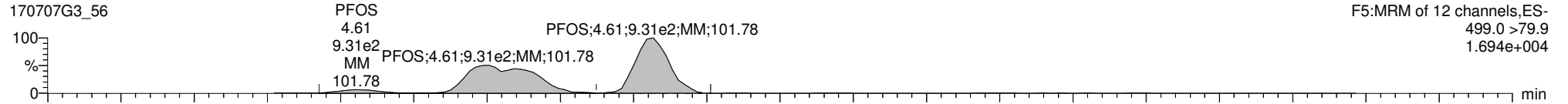


Dataset: U:\G1.PRO\Results\2017\170707G3\170707G3-56.qld

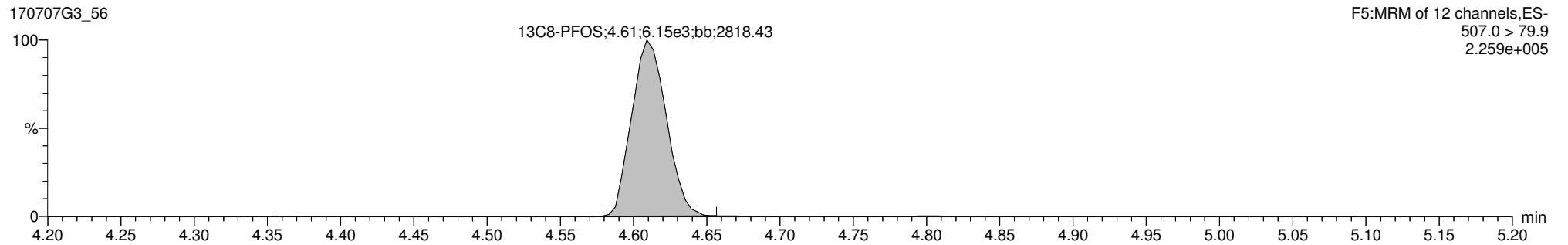
Last Altered: Wednesday, July 19, 2017 12:02:18 Pacific Daylight Time
Printed: Wednesday, July 19, 2017 12:02:43 Pacific Daylight Time

ID: 1700793-09 PX-S34-GW-11-0617 0.12073, Description: PX-S34-GW-11-0617, Name: 170707G3_56, Date: 08-Jul-2017, Time: 03:48:04, Instrument: , Lab: , User:

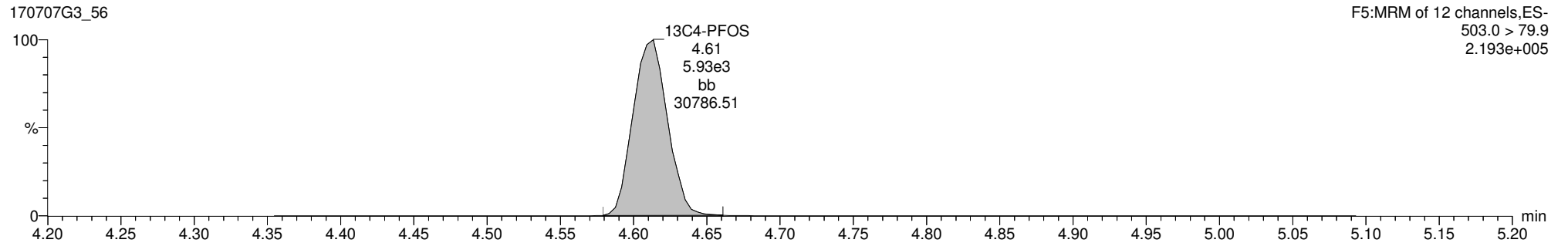
PFOS



13C8-PFOS



13C4-PFOS



Dataset: U:\G1.PRO\Results\2017\170707G3\170707G3-57.qld

Last Altered: Wednesday, July 19, 2017 12:00:36 Pacific Daylight Time

Printed: Wednesday, July 19, 2017 12:00:59 Pacific Daylight Time

Method: U:\G1.PRO\MethDB\PFAS_14or16_2trans_0630.mdb 10 Jul 2017 16:23:41

Calibration: U:\G1.PRO\CurveDB\C18_VAL-PFC_Q1_6-30-17_L16_2Trans.cdb 30 Jun 2017 17:15:07

ID: 1700793-10 PX-S34-GW-03-0617 0.12331, Description: PX-S34-GW-03-0617, Name: 170707G3_57, Date: 08-Jul-2017, Time: 04:00:38

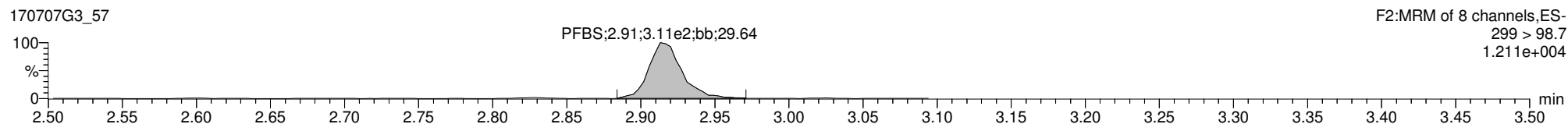
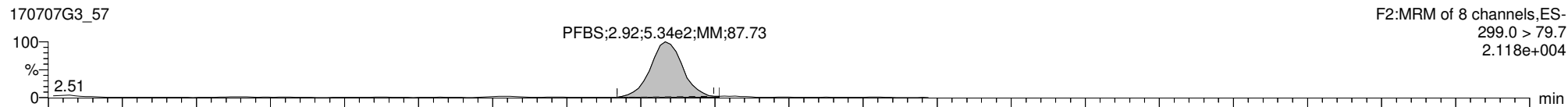
	# Name	Trace	Peak Area	IS Resp	RRF Mean	wt/vol	RT	Conc.	%Rec
1	3 PFBS	299.0 > 79.7	5.337e2	3.965e3		0.123	2.92	7.14	
2	7 PFOA	413.0 > 368.7	2.967e4	1.651e4		0.123	4.21	217	
3	9 PFOS	499.0 >79.9	7.193e2	5.600e3		0.123	4.61	28.3	
4	12 13C3-PFBS	302.0 > 98.8	3.965e3	1.455e4	0.281	0.123	2.91	98.3	96.9
5	17 13C2-PFOA	414.9 > 369.7	1.651e4	4.088e3	3.020	0.123	4.21	136	134
6	20 13C8-PFOS	507.0 > 79.9	5.600e3	5.172e3	1.031	0.123	4.61	106	105
7	21 13C4-PFBA	216.9 > 171.8	1.184e4	1.184e4	1.000	0.123	1.66	101	100
8	22 13C5-PFHxA	318>272.9	1.455e4	1.455e4	1.000	0.123	3.30	101	100
9	23 13C3-PFHxS	401.9 > 79.9	8.175e3	8.175e3	1.000	0.123	3.93	101	100
10	24 13C8-PFOA	421.3 > 376	4.088e3	4.088e3	1.000	0.123	4.21	101	100
11	25 13C9-PFNA	472.2 > 426.9	6.522e3	6.522e3	1.000	0.123	4.55	101	100
12	26 13C4-PFOS	503.0 > 79.9	5.172e3	5.172e3	1.000	0.123	4.61	101	100
13	27 13C6-PFDA	519.10 > 473.70	5.508e3	5.508e3	1.000	0.123	4.83	101	100
14	28 Total PFBS	299.0 > 79.7		3.965e3		0.123		7.14	
15	30 Total PFOA	413.0 > 368.7		1.651e4		0.123		255	
16	31 Total PFOS	499.0 >79.9		5.600e3		0.123		28.3	

Dataset: U:\G1.PRO\Results\2017\170707G3\170707G3-57.qld
Last Altered: Wednesday, July 19, 2017 12:00:36 Pacific Daylight Time
Printed: Wednesday, July 19, 2017 12:00:59 Pacific Daylight Time

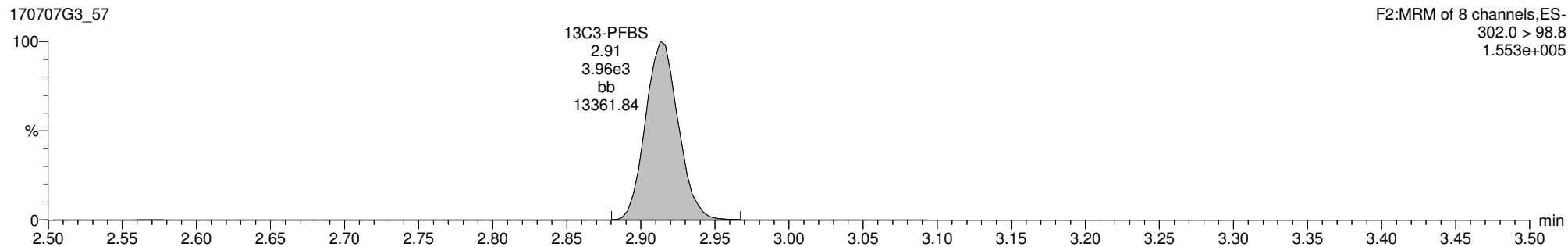
Method: U:\G1.PRO\MethDB\PFAS_14or16_2trans_0630.mdb 10 Jul 2017 16:23:41
Calibration: U:\G1.PRO\CurveDB\C18_VAL-PFC_Q1_6-30-17_L16_2Trans.cdb 30 Jun 2017 17:15:07

ID: 1700793-10 PX-S34-GW-03-0617 0.12331, Description: PX-S34-GW-03-0617, Name: 170707G3_57, Date: 08-Jul-2017, Time: 04:00:38, Instrument: , Lab: , User:

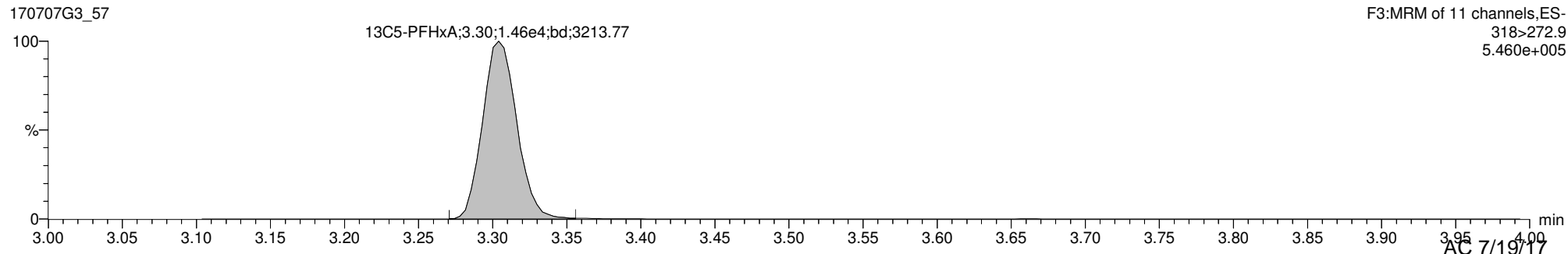
PFBS



13C3-PFBS



13C5-PFHxA



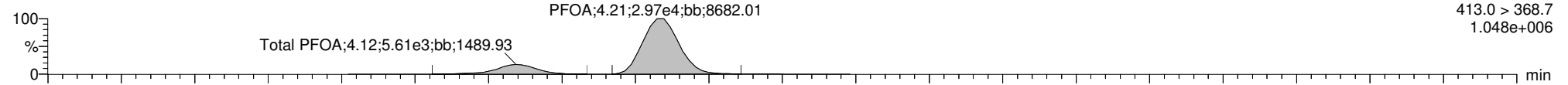
Dataset: U:\G1.PRO\Results\2017\170707G3\170707G3-57.qld

Last Altered: Wednesday, July 19, 2017 12:00:36 Pacific Daylight Time
Printed: Wednesday, July 19, 2017 12:00:59 Pacific Daylight Time

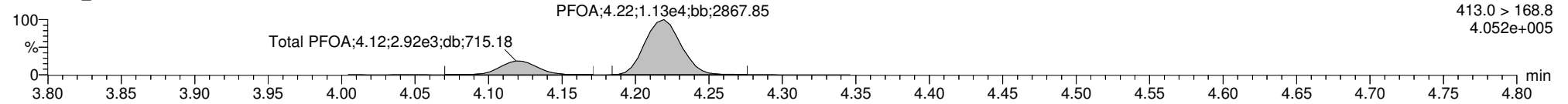
ID: 1700793-10 PX-S34-GW-03-0617 0.12331, Description: PX-S34-GW-03-0617, Name: 170707G3_57, Date: 08-Jul-2017, Time: 04:00:38, Instrument: , Lab: , User:

Total PFOA

170707G3_57

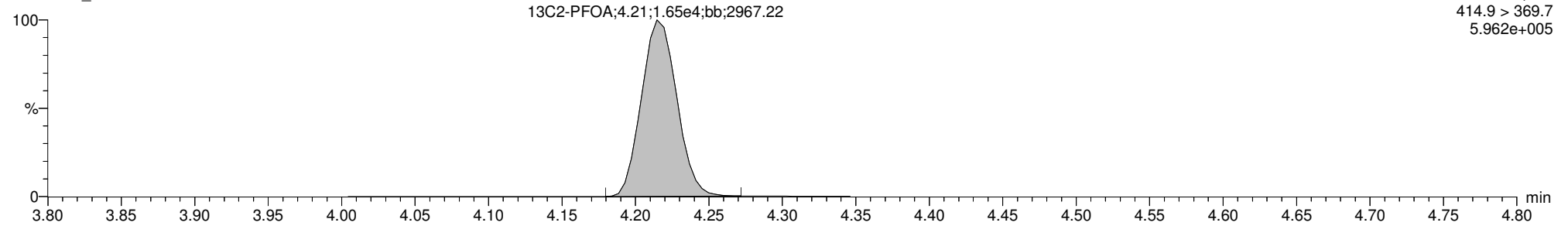


170707G3_57



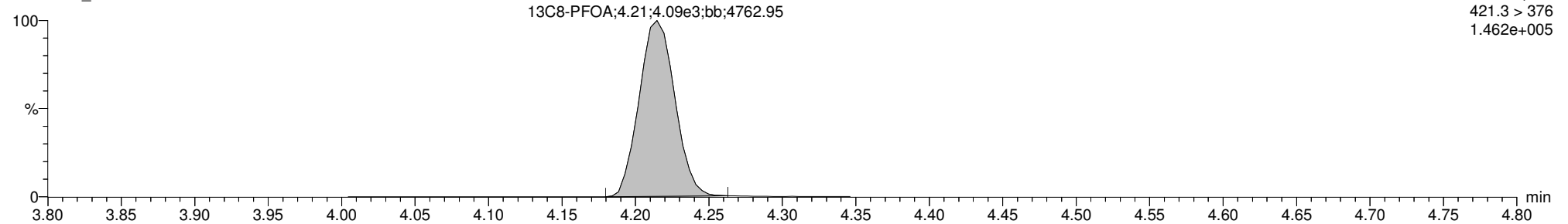
13C2-PFOA

170707G3_57



13C8-PFOA

170707G3_57



Dataset: U:\G1.PRO\Results\2017\170707G3\170707G3-57.qld

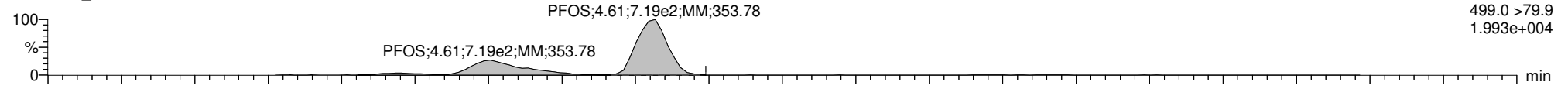
Last Altered: Wednesday, July 19, 2017 12:00:36 Pacific Daylight Time

Printed: Wednesday, July 19, 2017 12:00:59 Pacific Daylight Time

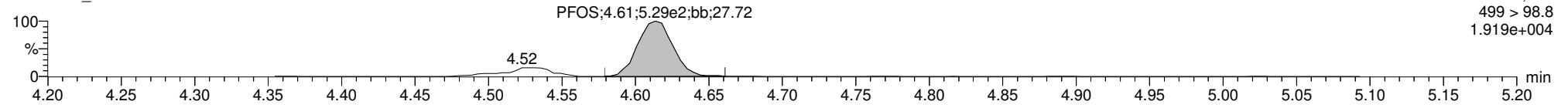
ID: 1700793-10 PX-S34-GW-03-0617 0.12331, Description: PX-S34-GW-03-0617, Name: 170707G3_57, Date: 08-Jul-2017, Time: 04:00:38, Instrument: , Lab: , User:

PFOS

170707G3_57

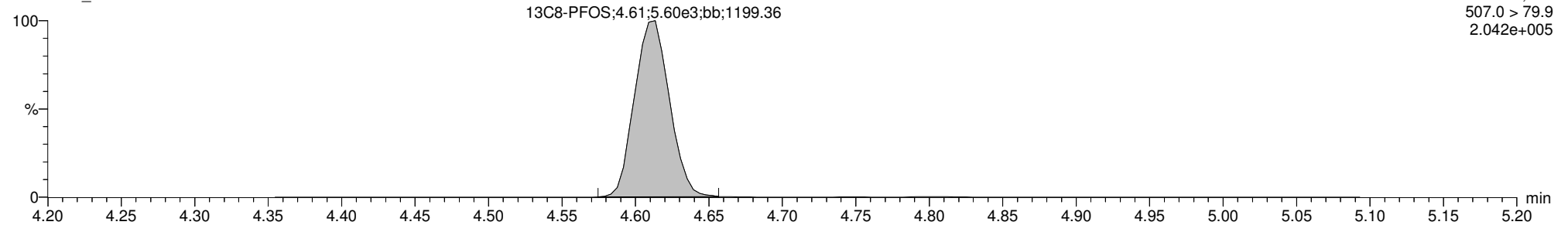


170707G3_57



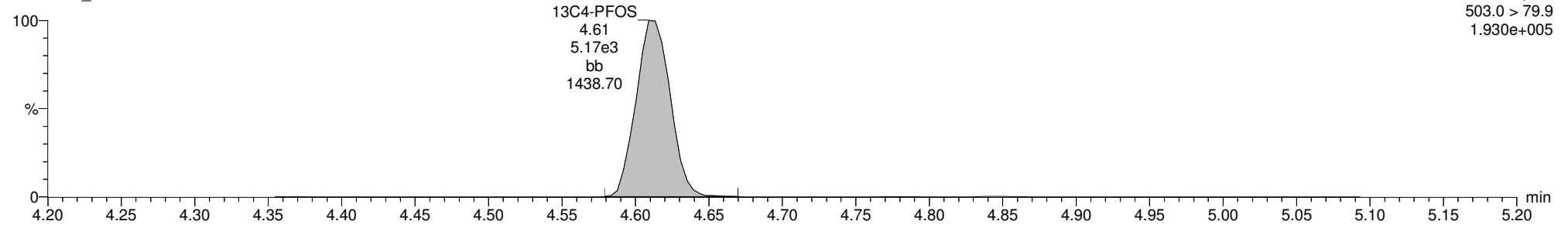
13C8-PFOS

170707G3_57



13C4-PFOS

170707G3_57



Dataset: U:\G1.PRO\Results\2017\170707G3\170707G3-58.qld

Last Altered: Wednesday, July 19, 2017 12:04:08 Pacific Daylight Time

Printed: Wednesday, July 19, 2017 12:04:26 Pacific Daylight Time

Method: U:\G1.PRO\MethDB\PFAS_14or16_2trans_0630.mdb 10 Jul 2017 16:23:41

Calibration: U:\G1.PRO\CurveDB\C18_VAL-PFC_Q1_6-30-17_L16_2Trans.cdb 30 Jun 2017 17:15:07

ID: 1700793-11 PX-S34-GW-02-0617 0.12343, Description: PX-S34-GW-02-0617, Name: 170707G3_58, Date: 08-Jul-2017, Time: 04:13:11

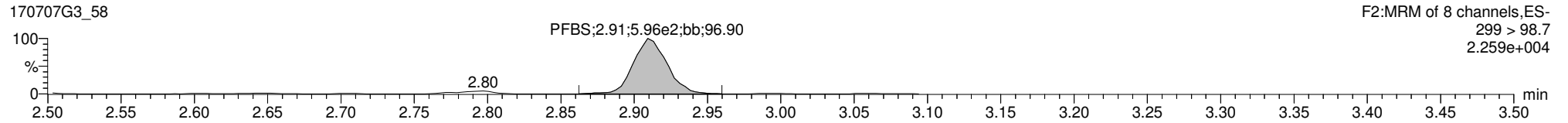
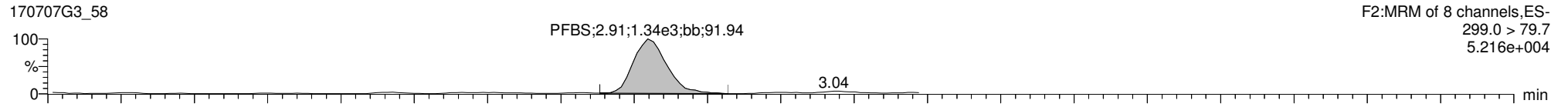
	# Name	Trace	Peak Area	IS Resp	RRF Mean	wt/vol	RT	Conc.	%Rec
1	3 PFBS	299.0 > 79.7	1.336e3	4.039e3		0.123	2.91	18.3	
2	7 PFOA	413.0 > 368.7	9.363e4	1.573e4		0.123	4.21	724	
3	9 PFOS	499.0 >79.9	1.062e3	6.025e3		0.123	4.61	37.3	
4	12 13C3-PFBS	302.0 > 98.8	4.039e3	1.460e4	0.281	0.123	2.91	99.6	98.4
5	17 13C2-PFOA	414.9 > 369.7	1.573e4	4.229e3	3.020	0.123	4.21	125	123
6	20 13C8-PFOS	507.0 > 79.9	6.025e3	5.219e3	1.031	0.123	4.61	113	112
7	21 13C4-PFBA	216.9 > 171.8	1.090e4	1.090e4	1.000	0.123	1.65	101	100
8	22 13C5-PFHxA	318>272.9	1.460e4	1.460e4	1.000	0.123	3.30	101	100
9	23 13C3-PFHxS	401.9 > 79.9	7.634e3	7.634e3	1.000	0.123	3.93	101	100
10	24 13C8-PFOA	421.3 > 376	4.229e3	4.229e3	1.000	0.123	4.21	101	100
11	25 13C9-PFNA	472.2 > 426.9	6.479e3	6.479e3	1.000	0.123	4.55	101	100
12	26 13C4-PFOS	503.0 > 79.9	5.219e3	5.219e3	1.000	0.123	4.61	101	100
13	27 13C6-PFDA	519.10 > 473.70	6.271e3	6.271e3	1.000	0.123	4.83	101	100
14	28 Total PFBS	299.0 > 79.7		4.039e3		0.123		18.3	
15	30 Total PFOA	413.0 > 368.7		1.573e4		0.123		895	
16	31 Total PFOS	499.0 >79.9		6.025e3		0.123		37.3	

Dataset: U:\G1.PRO\Results\2017\170707G3\170707G3-58.qld
Last Altered: Wednesday, July 19, 2017 12:04:08 Pacific Daylight Time
Printed: Wednesday, July 19, 2017 12:04:26 Pacific Daylight Time

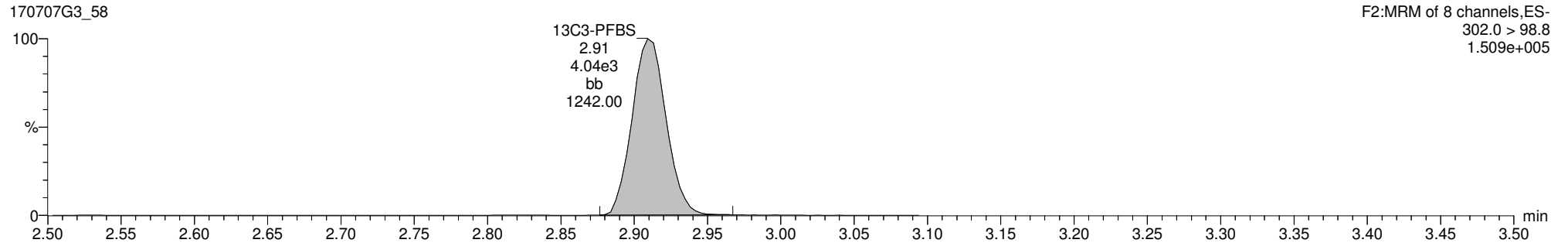
Method: U:\G1.PRO\MethDB\PFAS_14or16_2trans_0630.mdb 10 Jul 2017 16:23:41
Calibration: U:\G1.PRO\CurveDB\C18_VAL-PFC_Q1_6-30-17_L16_2Trans.cdb 30 Jun 2017 17:15:07

ID: 1700793-11 PX-S34-GW-02-0617 0.12343, Description: PX-S34-GW-02-0617, Name: 170707G3_58, Date: 08-Jul-2017, Time: 04:13:11, Instrument: , Lab: , User:

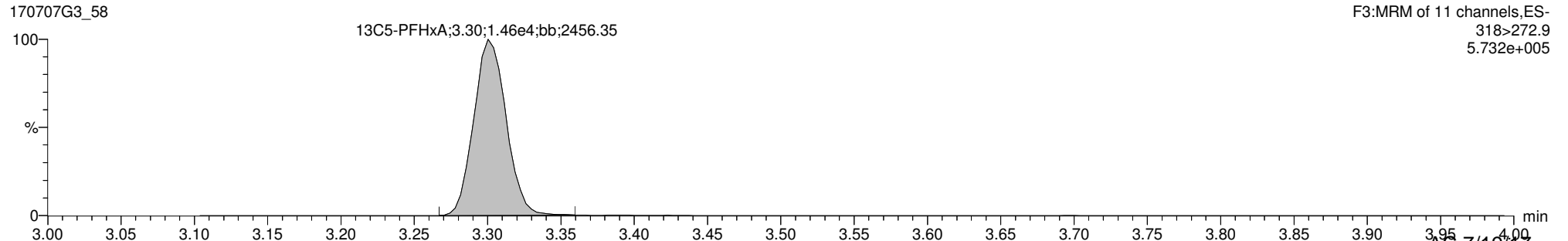
PFBS



13C3-PFBS



13C5-PFHxA



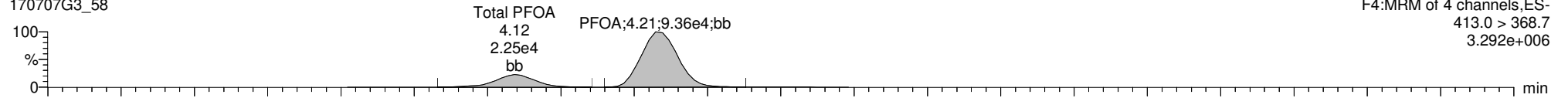
Dataset: U:\G1.PRO\Results\2017\170707G3\170707G3-58.qld

Last Altered: Wednesday, July 19, 2017 12:04:08 Pacific Daylight Time
Printed: Wednesday, July 19, 2017 12:04:26 Pacific Daylight Time

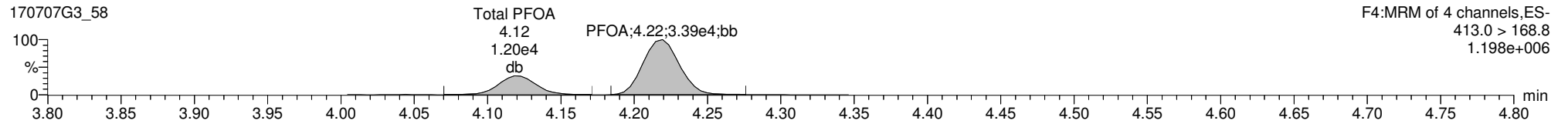
ID: 1700793-11 PX-S34-GW-02-0617 0.12343, Description: PX-S34-GW-02-0617, Name: 170707G3_58, Date: 08-Jul-2017, Time: 04:13:11, Instrument: , Lab: , User:

Total PFOA

170707G3_58

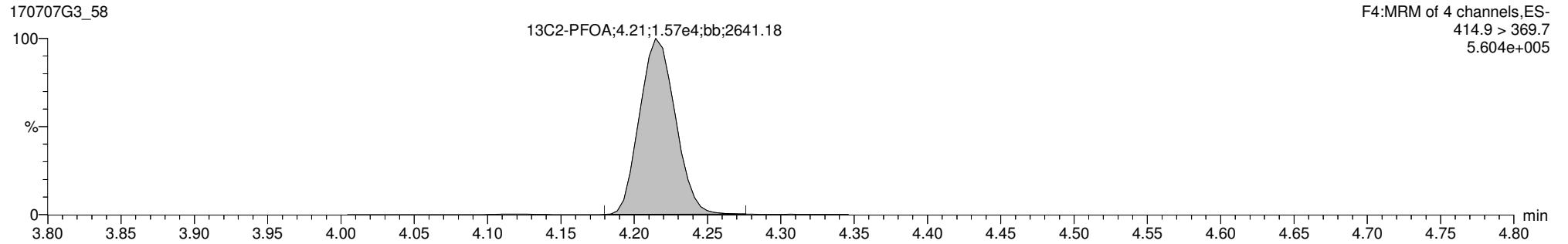


170707G3_58



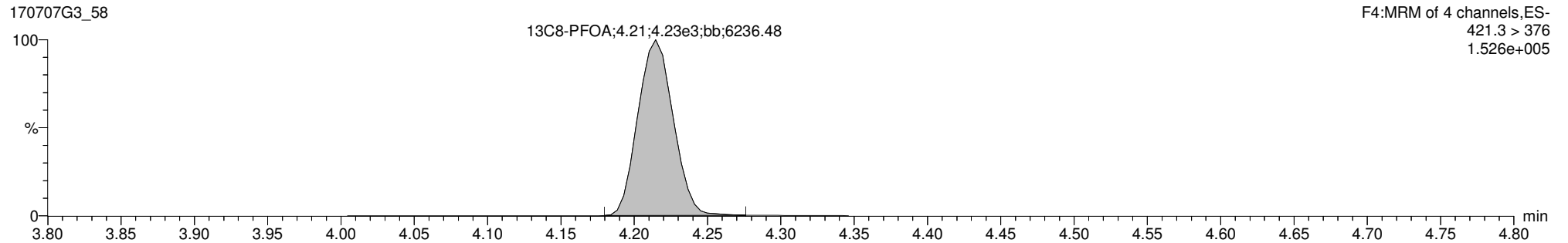
13C2-PFOA

170707G3_58



13C8-PFOA

170707G3_58

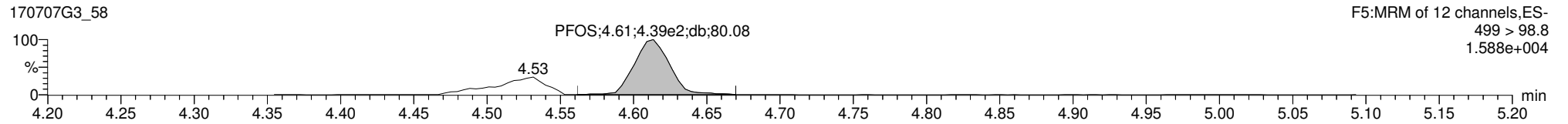
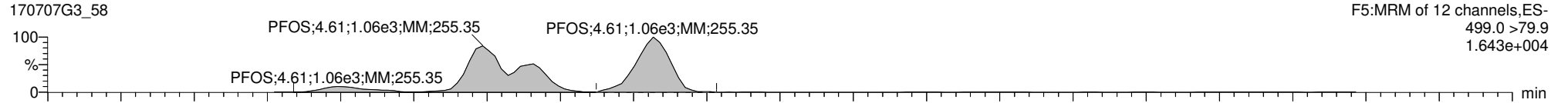


Dataset: U:\G1.PRO\Results\2017\170707G3\170707G3-58.qld

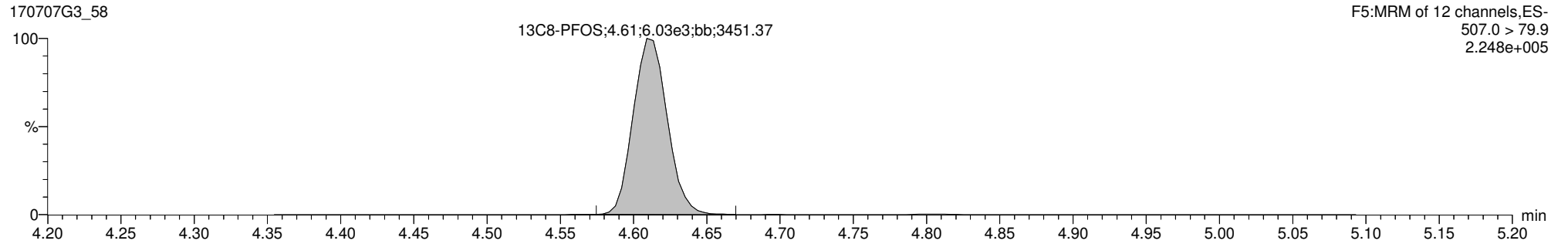
Last Altered: Wednesday, July 19, 2017 12:04:08 Pacific Daylight Time
Printed: Wednesday, July 19, 2017 12:04:26 Pacific Daylight Time

ID: 1700793-11 PX-S34-GW-02-0617 0.12343, Description: PX-S34-GW-02-0617, Name: 170707G3_58, Date: 08-Jul-2017, Time: 04:13:11, Instrument: , Lab: , User:

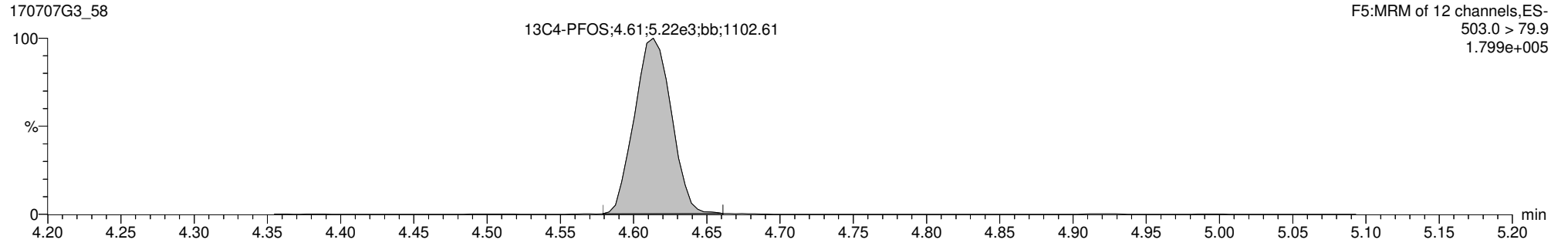
PFOS



13C8-PFOS



13C4-PFOS



CONTINUING CALIBRATION

Dataset: U:\G1.PRO\Results\2017\New folder\170707G3-2.qld

Last Altered: Monday, July 10, 2017 08:37:40 Pacific Daylight Time

Printed: Monday, July 10, 2017 08:50:02 Pacific Daylight Time

Method: U:\G1.pro\MethDB\PFAS_14or16_2trans_0630.mdb 30 Jun 2017 17:00:08

Calibration: U:\G1.pro\CurveDB\C18_VAL-PFC_Q1_6-30-17_L16_2Trans.cdb 30 Jun 2017 17:15:07

Name: 170707G3_2, Date: 07-Jul-2017, Time: 16:27:05, ID: ST170707G3-1 PFC CS3 17G0702, Description: PFC CS3 17G0702

#	Name	Trace	Response	IS Resp	RRF	Wt/Vol	RT	Conc.	%Rec
1	1 PFBA	212.9 > 168.9	1.20e4	1.49e4		1.000	1.70	10.5	105.5
2	2 PFPeA	263.0 > 218.8	5.50e3	7.19e3		1.000	2.62	10.8	107.8
3	3 PFBS	299.0 > 79.7	6.21e3	4.35e3		1.000	2.89	9.95	99.5
4	4 PFHxA	312.9 > 268.9	7.82e3	6.18e3		1.000	3.28	9.64	96.4
5	5 PFHpA	363 > 318.9	1.55e4	9.16e3		1.000	3.79	9.84	98.4
6	6 PFHxS	398.9 > 79.6	4.22e3	4.32e3		1.000	3.91	10.5	105.0
7	7 PFOA	413.0 > 368.7	1.32e4	1.90e4		1.000	4.20	10.1	100.8
8	8 PFNA	463.0 > 418.8	1.37e4	7.98e3		1.000	4.54	9.05	90.5
9	9 PFOS	499.0 > 79.9	2.34e3	6.81e3		1.000	4.60	8.51	85.1
10	10 PFDA	512.7 > 219.0	1.52e3	1.09e4		1.000	4.82	9.79	97.9
11	11 13C3-PFBA	215.9 > 171.8	1.49e4	1.55e4	1.052	1.000	1.70	11.5	91.7
12	12 13C3-PFBS	302.0 > 98.8	4.35e3	1.67e4	0.281	1.000	2.89	11.6	92.8
13	13 13C3-PFPeA	266.0 > 221.8	7.19e3	1.67e4	0.462	1.000	2.62	11.7	93.4
14	14 13C2-PFHxA	315.0 > 269.8	6.18e3	1.67e4	0.406	1.000	3.28	11.4	91.3
15	15 13C4-PFHpA	367.2 > 321.8	9.16e3	1.67e4	0.564	1.000	3.79	12.2	97.4
16	16 18O2-PFHxS	403 > 102.6	4.32e3	1.06e4	0.501	1.000	3.91	10.2	81.3
17	17 13C2-PFOA	414.9 > 369.7	1.90e4	7.61e3	3.020	1.000	4.20	10.3	82.8
18	18 13C5-PFNA	468.2 > 422.9	7.98e3	8.37e3	0.880	1.000	4.54	13.5	108.4
19	19 13C2-PFDA	514.8 > 469.7	1.09e4	5.00e3	2.292	1.000	4.82	11.9	95.3
20	20 13C8-PFOS	507.0 > 79.9	6.81e3	6.08e3	1.031	1.000	4.60	13.6	108.7
21	21 13C4-PFBA	216.9 > 171.8	1.55e4	1.55e4	1.000	1.000	1.70	12.5	100.0
22	22 13C5-PFHxA	318 > 272.9	1.67e4	1.67e4	1.000	1.000	3.28	12.5	100.0
23	23 13C3-PFHxS	401.9 > 79.9	1.06e4	1.06e4	1.000	1.000	3.91	12.5	100.0
24	24 13C8-PFOA	421.3 > 376	7.61e3	7.61e3	1.000	1.000	4.20	12.5	100.0
25	25 13C9-PFNA	472.2 > 426.9	8.37e3	8.37e3	1.000	1.000	4.54	12.5	100.0
26	26 13C4-PFOS	503.0 > 79.9	6.08e3	6.08e3	1.000	1.000	4.60	12.5	100.0
27	27 13C6-PFDA	519.10 > 47...	5.00e3	5.00e3	1.000	1.000	4.82	12.5	100.0

75-125

60-150

50-150

60-150

See 7/10/17

Dataset: Untitled

Last Altered: Monday, July 10, 2017 08:52:07 Pacific Daylight Time

Printed: Monday, July 10, 2017 08:52:44 Pacific Daylight Time

Method: U:\G1.pro\MethDB\PFAS_14or16_2trans_0630.mdb 30 Jun 2017 17:00:08
Calibration: U:\G1.pro\CurveDB\C18_VAL-PFC_Q1_6-30-17_L16_2Trans.cdb 30 Jun 2017 17:15:07

Compound name: PFBA

	Name	ID	Acq.Date	Acq.Time
1	170707G3_1	IPA	07-Jul-17	16:14:49
2	170707G3_2	ST170707G3-1 PFC CS3 17G0702	07-Jul-17	16:27:05
3	170707G3_3	IPA	07-Jul-17	16:39:44
4	170707G3_4	B7F0098-BS1 OPR 0.25	07-Jul-17	16:52:21
5	170707G3_5	B7F0098-BS2 OPR 0.25	07-Jul-17	17:04:52
6	170707G3_6	B7G0012-BS1 OPR 0.125	07-Jul-17	17:17:46
7	170707G3_7	B7F0135-BS1 OPR 0.125	07-Jul-17	17:30:17
8	170707G3_8	IPA	07-Jul-17	17:42:51
9	170707G3_9	B7F0098-BLK1 Method Blank 0.25	07-Jul-17	17:55:25
10	170707G3_10	B7G0012-BLK1 Method Blank 0.125	07-Jul-17	18:08:22
11	170707G3_11	B7F0135-BLK1 Method Blank 0.125	07-Jul-17	18:20:55
12	170707G3_12	* 1700751-01 NH0100960_I 0.26671	07-Jul-17	18:33:32
13	170707G3_13	* 1700751-02 NH0100960_E 0.26731	07-Jul-17	18:46:03
14	170707G3_14	* 1700751-03 NH0100901_I 0.25586	07-Jul-17	18:58:35
15	170707G3_15	* 1700751-04 NH0100901_E 0.24676	07-Jul-17	19:11:08
16	170707G3_16	* 1700751-05 NH0100668_I 0.22406	07-Jul-17	19:23:42
17	170707G3_17	* 1700751-06 NH0100668_E 0.26874	07-Jul-17	19:36:11
18	170707G3_18	* 1700751-07 NH0101303_I 0.24427	07-Jul-17	19:48:47
19	170707G3_19	* 1700751-08 NH0101303_E 0.2607	07-Jul-17	20:01:17
20	170707G3_20	IPA	07-Jul-17	20:13:50
21	170707G3_21	ST170707G3-2 PFC CS3 17G0702	07-Jul-17	20:26:25
22	170707G3_22	IPA	07-Jul-17	20:39:30
23	170707G3_23	* 1700751-09 NH0101311_I 0.26361	07-Jul-17	20:51:43
24	170707G3_24	* 1700751-10 NH0101311_E 0.26805	07-Jul-17	21:04:15
25	170707G3_25	* 1700752-01 STP-MW-71-061917 0.11805	07-Jul-17	21:16:49
26	170707G3_26	* 1700752-02 STP-MW-72-061917 0.11999	07-Jul-17	21:29:21
27	170707G3_27	* 1700752-03 STP-MW-73-061917 0.1198	07-Jul-17	21:41:55
28	170707G3_28	* 1700752-04 STP-MW-70-062017 0.12092	07-Jul-17	21:54:24
29	170707G3_29	* 1700752-05 STP-MW-34-062017 0.12151	07-Jul-17	22:08:33
30	170707G3_30	* 1700752-06 STP-EB3-061917 0.12064	07-Jul-17	22:21:50
31	170707G3_31	* 1700752-07 STP-EB4-062017 0.12336	07-Jul-17	22:34:25

Dataset: Untitled

Last Altered: Monday, July 10, 2017 08:52:07 Pacific Daylight Time

Printed: Monday, July 10, 2017 08:52:44 Pacific Daylight Time

Compound name: PFBA

	Name	ID	Acq.Date	Acq.Time
32	170707G3_32	1700821-01 MW1-0617 0.11022	07-Jul-17	22:46:57
33	170707G3_33	IPA	07-Jul-17	22:59:35
34	170707G3_34	ST170707G3-3 PFC CS3 17G0702	07-Jul-17	23:12:07
35	170707G3_35	IPA	07-Jul-17	23:24:36
36	170707G3_36	1700821-02 MW2-0617 0.11768	07-Jul-17	23:37:23
37	170707G3_37	1700821-03 MW2A-0617 0.12194	07-Jul-17	23:49:42
38	170707G3_38	1700821-04 Trip Blank 0.11714	08-Jul-17	00:02:15
39	170707G3_39	1700821-05 EB01-0617 0.11721	08-Jul-17	00:14:47
40	170707G3_40	1700776-01 MARCH-GW-044 0.12136	08-Jul-17	00:27:21
41	170707G3_41	1700776-02 MARCH-GW-045 0.11927	08-Jul-17	00:39:56
42	170707G3_42	1700776-03 MARCH-GW-046 0.11749	08-Jul-17	00:52:29
43	170707G3_43	1700793-01 PX-S34-GW-08S-0617 0.11916	08-Jul-17	01:04:58
44	170707G3_44	1700793-02 PX-S34-GW-08D-0617 0.11827	08-Jul-17	01:17:31
45	170707G3_45	B7F0135-MS1 Matrix Spike 0.11754	08-Jul-17	01:30:05
46	170707G3_46	B7F0135-MSD1 Matrix Spike Dup 0.1199	08-Jul-17	01:42:37
47	170707G3_47	1700793-03 PX-S34-GW-09-0617 0.11886	08-Jul-17	01:55:11
48	170707G3_48	IPA	08-Jul-17	02:07:45
49	170707G3_49	ST170707G3-4 PFC CS3 17G0702	08-Jul-17	02:20:17
50	170707G3_50	IPA	08-Jul-17	02:32:47
51	170707G3_51	1700793-04 PX-S34-GW-01-0617 0.11953	08-Jul-17	02:45:24
52	170707G3_52	1700793-05 PX-S34-EB01-062817-GW 0.11656	08-Jul-17	02:57:56
53	170707G3_53	1700793-06 PX-S34-GW-06-0617 0.12086	08-Jul-17	03:10:28
54	170707G3_54	1700793-07 PX-S34-GW-06P-0617 0.11277	08-Jul-17	03:22:58
55	170707G3_55	1700793-08 PX-S34-GW-10-0617 0.11911	08-Jul-17	03:35:31
56	170707G3_56	1700793-09 PX-S34-GW-11-0617 0.12073	08-Jul-17	03:48:04
57	170707G3_57	1700793-10 PX-S34-GW-03-0617 0.12331	08-Jul-17	04:00:38
58	170707G3_58	1700793-11 PX-S34-GW-02-0617 0.12343	08-Jul-17	04:13:11
59	170707G3_59	IPA	08-Jul-17	04:25:44
60	170707G3_60	ST170707G3-5 PFC CS3 17G0702	08-Jul-17	04:39:01
61	170707G3_61	IPA	08-Jul-17	04:51:14

LC Calibration Standards Review Checklist

Q1

Calibration ID:		L	M	H	ION Ratio	Concentration	C-Cals Name	Sign Date	Correct I-Cal	Manual Integrations	
ST17070793-1 ST070793-1	12 7/11/17	<input checked="" type="checkbox"/>	<input checked="" type="checkbox"/>	<input checked="" type="checkbox"/>	NA <input type="checkbox"/>	<input checked="" type="checkbox"/>	<input checked="" type="checkbox"/>	<input checked="" type="checkbox"/>	<input checked="" type="checkbox"/>	<input checked="" type="checkbox"/>	<input type="checkbox"/>
	-2	<input checked="" type="checkbox"/>	<input checked="" type="checkbox"/>	<input checked="" type="checkbox"/>	<input type="checkbox"/>	<input checked="" type="checkbox"/>	<input checked="" type="checkbox"/>	<input checked="" type="checkbox"/>	<input checked="" type="checkbox"/>	<input checked="" type="checkbox"/>	<input type="checkbox"/>
	-3	<input checked="" type="checkbox"/>	<input checked="" type="checkbox"/>	<input checked="" type="checkbox"/>	<input type="checkbox"/>	(A) <input checked="" type="checkbox"/>	<input checked="" type="checkbox"/>	<input checked="" type="checkbox"/>	<input checked="" type="checkbox"/>	<input checked="" type="checkbox"/>	<input type="checkbox"/>
	-4	<input checked="" type="checkbox"/>	<input checked="" type="checkbox"/>	<input checked="" type="checkbox"/>	<input type="checkbox"/>	<input checked="" type="checkbox"/>	<input checked="" type="checkbox"/>	<input checked="" type="checkbox"/>	<input checked="" type="checkbox"/>	<input checked="" type="checkbox"/>	<input type="checkbox"/>
	-5	<input checked="" type="checkbox"/>	<input checked="" type="checkbox"/>	<input checked="" type="checkbox"/>	<input checked="" type="checkbox"/>	<input checked="" type="checkbox"/>	<input checked="" type="checkbox"/>	<input checked="" type="checkbox"/>	<input checked="" type="checkbox"/>	<input checked="" type="checkbox"/>	<input checked="" type="checkbox"/>
		<input type="checkbox"/>	<input type="checkbox"/>	<input type="checkbox"/>	<input type="checkbox"/>	<input type="checkbox"/>	<input type="checkbox"/>	<input type="checkbox"/>	<input type="checkbox"/>	<input type="checkbox"/>	<input type="checkbox"/>
		<input type="checkbox"/>	<input type="checkbox"/>	<input type="checkbox"/>	<input type="checkbox"/>	<input type="checkbox"/>	<input type="checkbox"/>	<input type="checkbox"/>	<input type="checkbox"/>	<input type="checkbox"/>	<input type="checkbox"/>
		<input type="checkbox"/>	<input type="checkbox"/>	<input type="checkbox"/>	<input type="checkbox"/>	<input type="checkbox"/>	<input type="checkbox"/>	<input type="checkbox"/>	<input type="checkbox"/>	<input type="checkbox"/>	<input type="checkbox"/>
		<input type="checkbox"/>	<input type="checkbox"/>	<input type="checkbox"/>	<input type="checkbox"/>	<input type="checkbox"/>	<input type="checkbox"/>	<input type="checkbox"/>	<input type="checkbox"/>	<input type="checkbox"/>	<input type="checkbox"/>
		<input type="checkbox"/>	<input type="checkbox"/>	<input type="checkbox"/>	<input type="checkbox"/>	<input type="checkbox"/>	<input type="checkbox"/>	<input type="checkbox"/>	<input type="checkbox"/>	<input type="checkbox"/>	<input type="checkbox"/>

Full Mass Cal. Date: 4/5/17

Run Log Present:

of Samples per Sequence Checked:

Reviewed By: P 7/11/17
Initials/Date

Comments:
(A) NOT USED FOR PFBA

Dataset: U:\G1.PRO\Results\2017\New folder\170707G3-2.qld

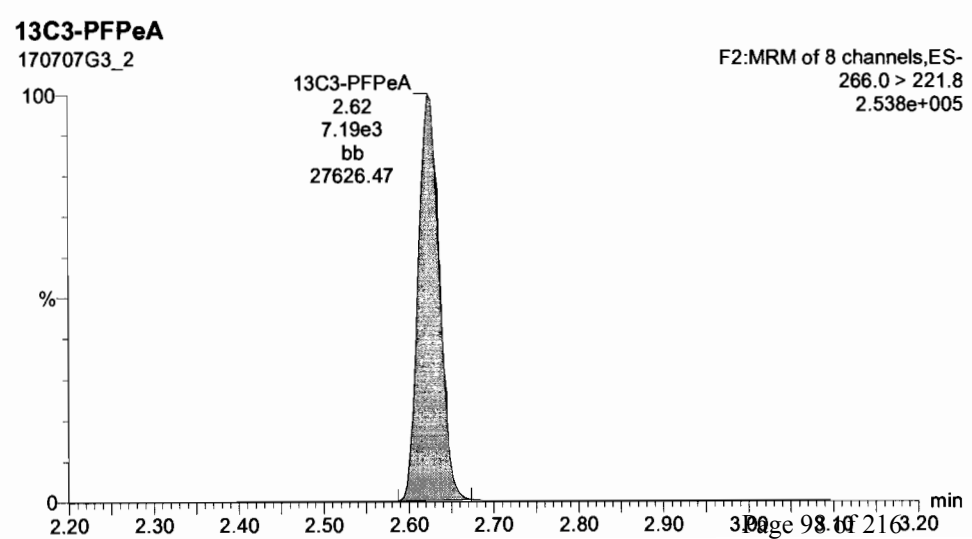
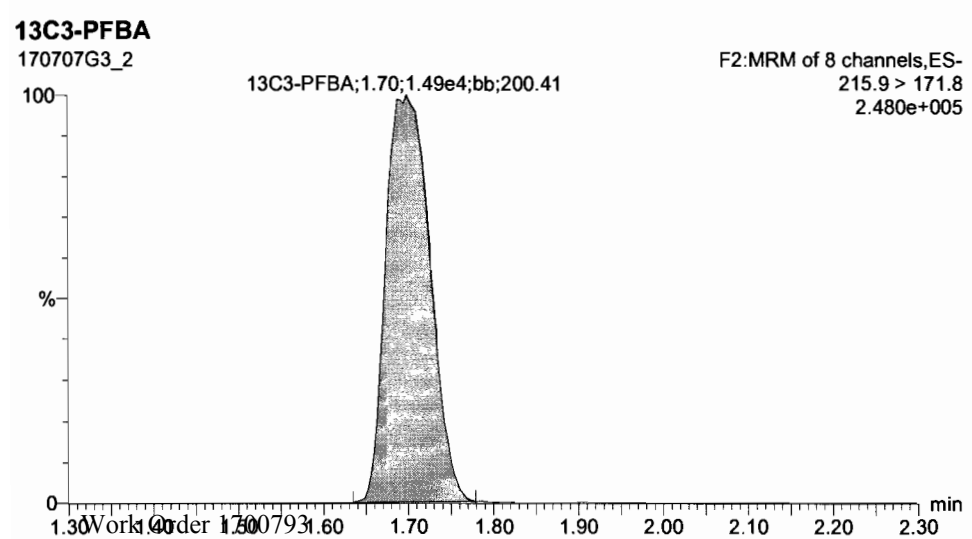
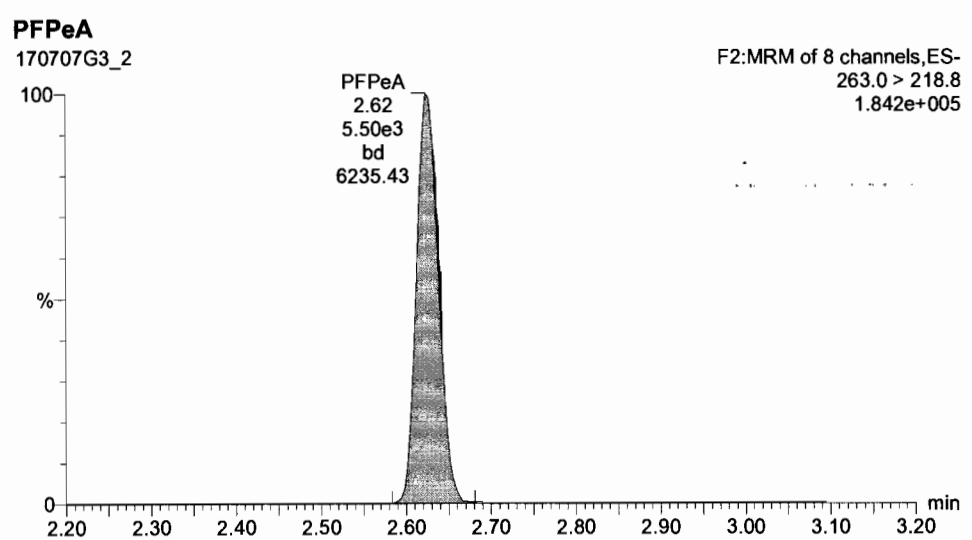
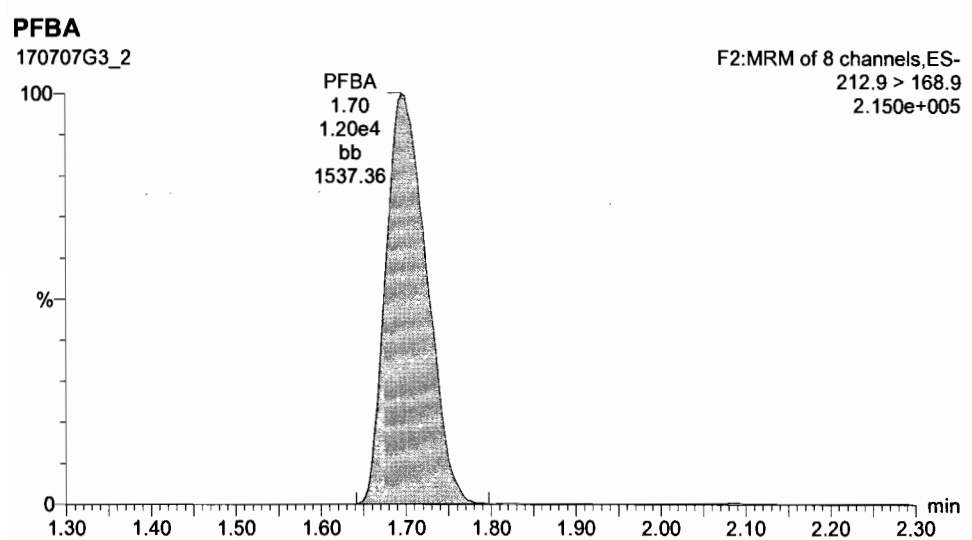
Last Altered: Monday, July 10, 2017 08:37:40 Pacific Daylight Time

Printed: Monday, July 10, 2017 08:49:46 Pacific Daylight Time

Method: U:\G1.pro\MethDB\PFAS_14or16_2trans_0630.mdb 30 Jun 2017 17:00:08

Calibration: U:\G1.pro\CurveDB\C18_VAL-PFC_Q1_6-30-17_L16_2Trans.cdb 30 Jun 2017 17:15:07

ID: ST170707G3-1 PFC CS3 17G0702, Description: PFC CS3 17G0702, Name: 170707G3_2, Date: 07-Jul-2017, Time: 16:27:05, Instrument: , Lab: , User:



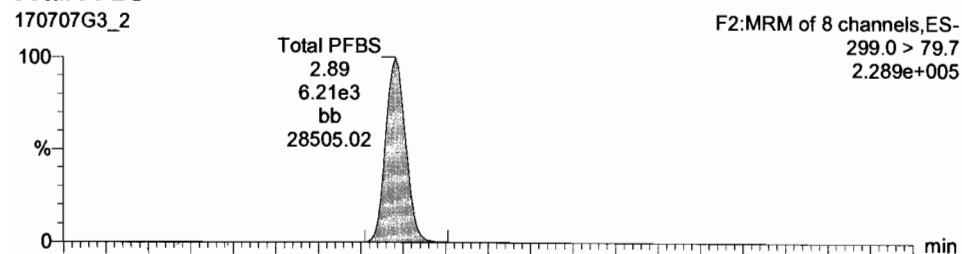
Dataset: U:\G1.PRO\Results\2017\New folder\170707G3-2.qld

Last Altered: Monday, July 10, 2017 08:37:40 Pacific Daylight Time

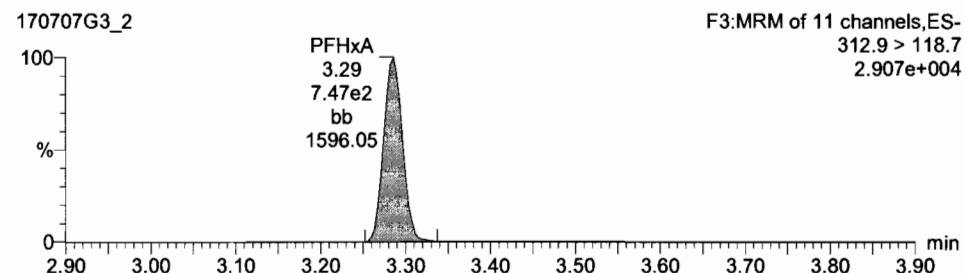
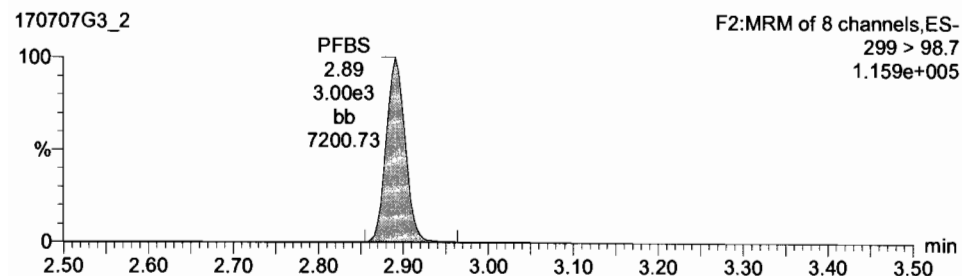
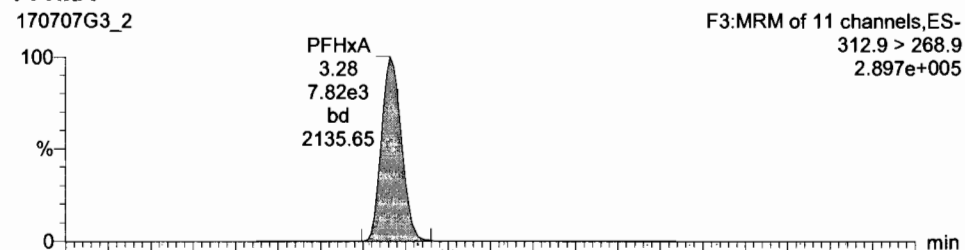
Printed: Monday, July 10, 2017 08:49:46 Pacific Daylight Time

ID: ST170707G3-1 PFC CS3 17G0702, Description: PFC CS3 17G0702, Name: 170707G3_2, Date: 07-Jul-2017, Time: 16:27:05, Instrument: , Lab: , User:

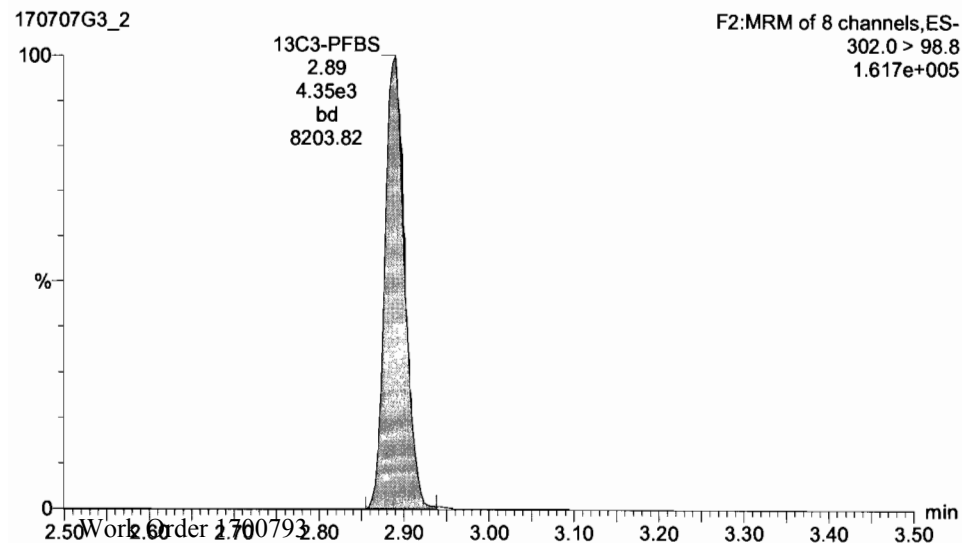
Total PFBS



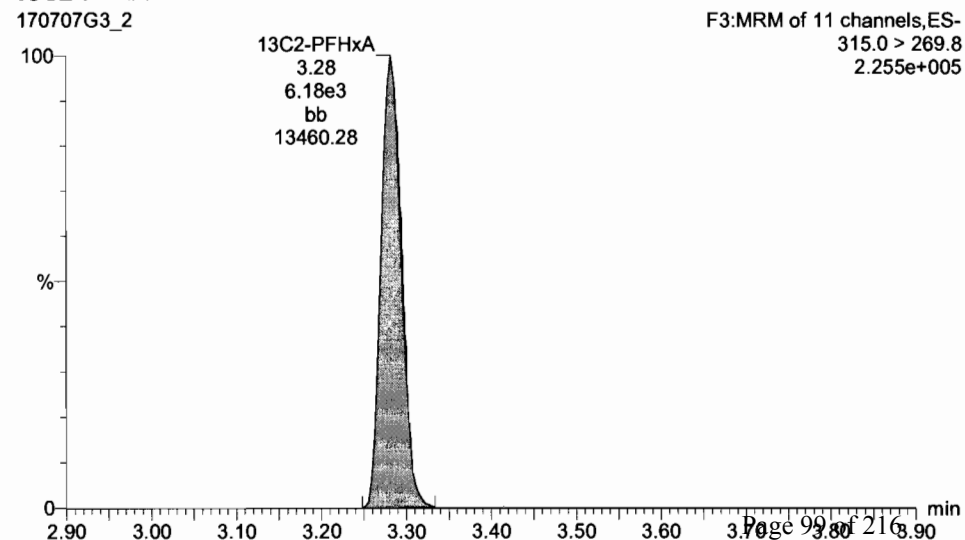
PFHxA



13C3-PFBS



13C2-PFHxA



Dataset: U:\G1.PRO\Results\2017\New folder\170707G3-2.qld

Last Altered: Monday, July 10, 2017 08:37:40 Pacific Daylight Time

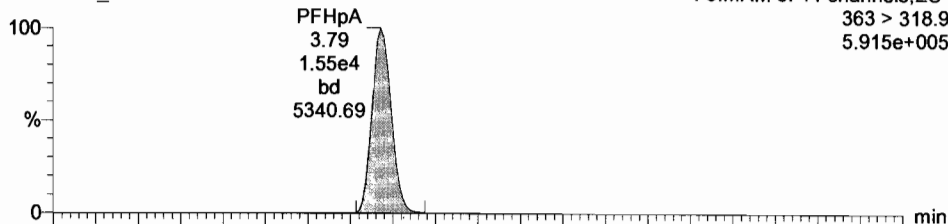
Printed: Monday, July 10, 2017 08:49:46 Pacific Daylight Time

ID: ST170707G3-1 PFC CS3 17G0702, Description: PFC CS3 17G0702, Name: 170707G3_2, Date: 07-Jul-2017, Time: 16:27:05, Instrument: , Lab: , User:

PFHpA

170707G3_2

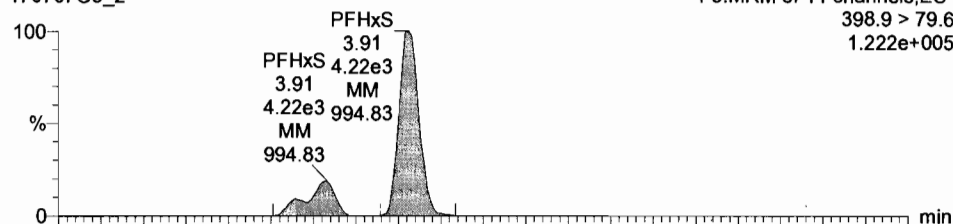
F3:MRM of 11 channels,ES-
363 > 318.9
5.915e+005



Total PFHxS

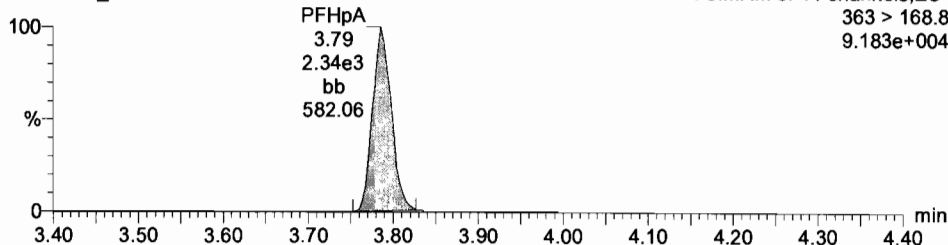
170707G3_2

F3:MRM of 11 channels,ES-
398.9 > 79.6
1.222e+005



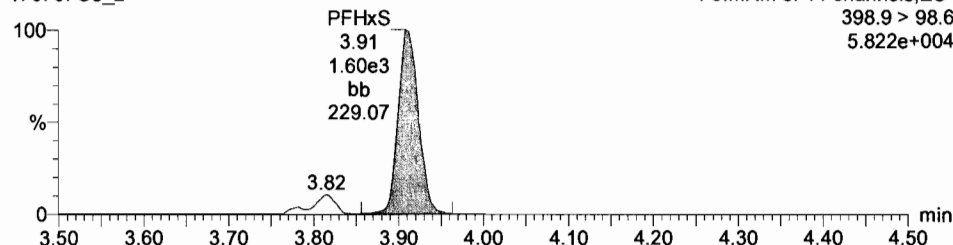
170707G3_2

F3:MRM of 11 channels,ES-
363 > 168.8
9.183e+004



170707G3_2

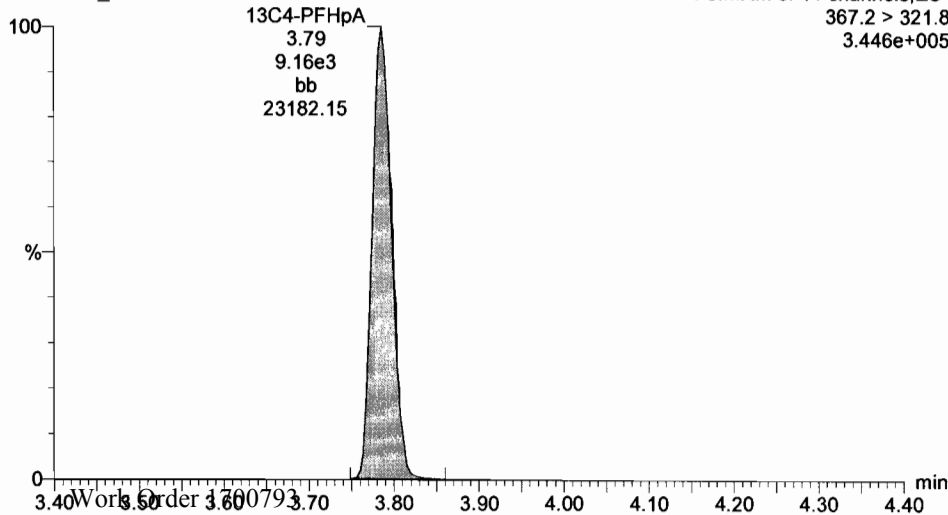
F3:MRM of 11 channels,ES-
398.9 > 98.6
5.822e+004



13C4-PFHpA

170707G3_2

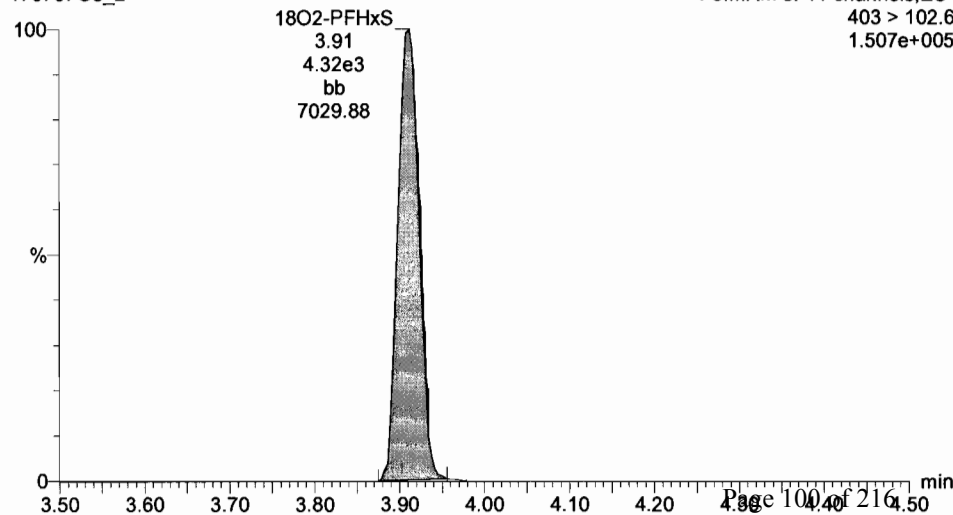
F3:MRM of 11 channels,ES-
367.2 > 321.8
3.446e+005



18O2-PFHxS

170707G3_2

F3:MRM of 11 channels,ES-
403 > 102.6
1.507e+005



Dataset: U:\G1.PRO\Results\2017\New folder\170707G3-2.qld

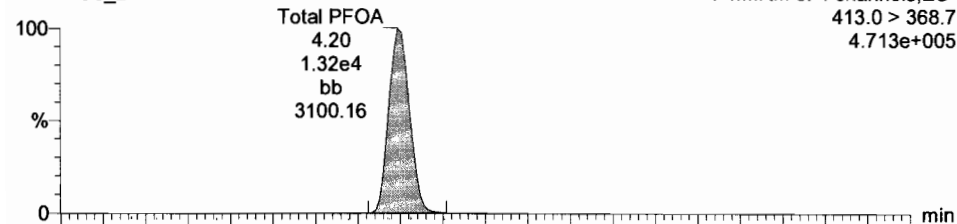
Last Altered: Monday, July 10, 2017 08:37:40 Pacific Daylight Time

Printed: Monday, July 10, 2017 08:49:46 Pacific Daylight Time

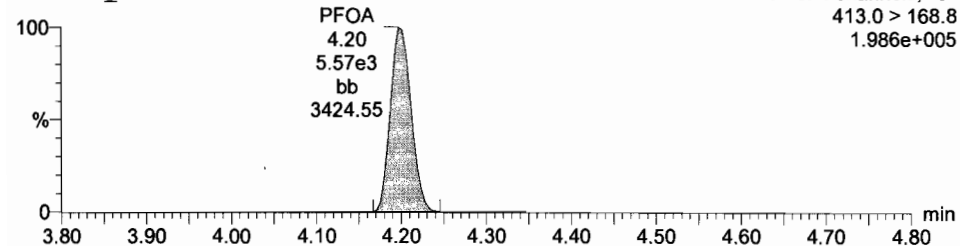
ID: ST170707G3-1 PFC CS3 17G0702, Description: PFC CS3 17G0702, Name: 170707G3_2, Date: 07-Jul-2017, Time: 16:27:05, Instrument: , Lab: , User:

Total PFOA

170707G3_2

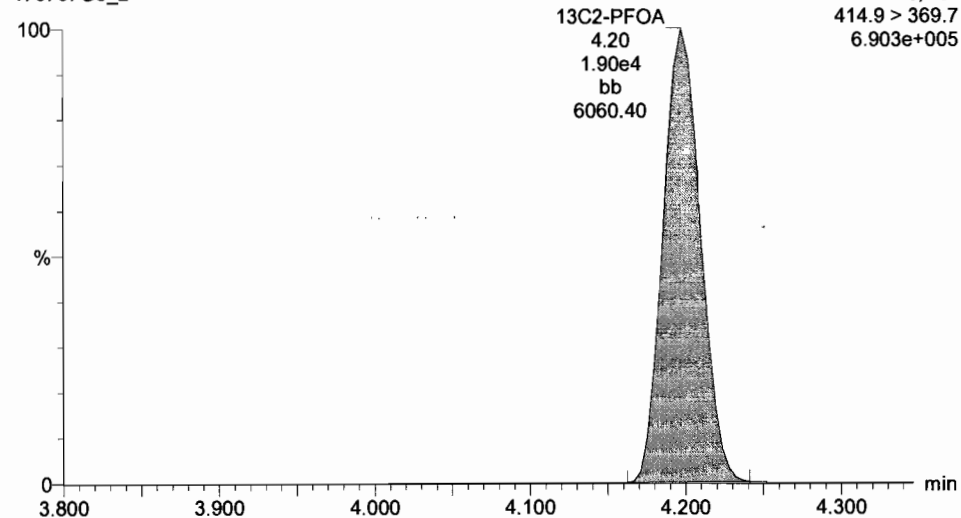


170707G3_2



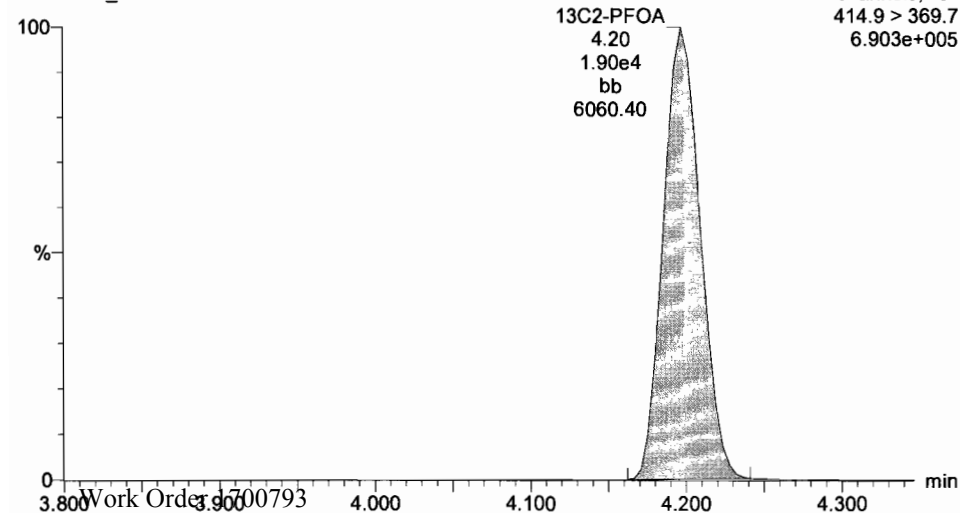
13C2-PFOA

170707G3_2



13C2-PFOA

170707G3_2



Dataset: U:\G1.PRO\Results\2017\New folder\170707G3-2.qld

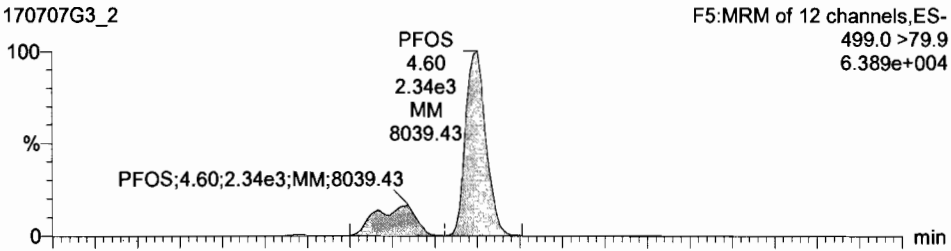
Last Altered: Monday, July 10, 2017 08:37:40 Pacific Daylight Time

Printed: Monday, July 10, 2017 08:49:46 Pacific Daylight Time

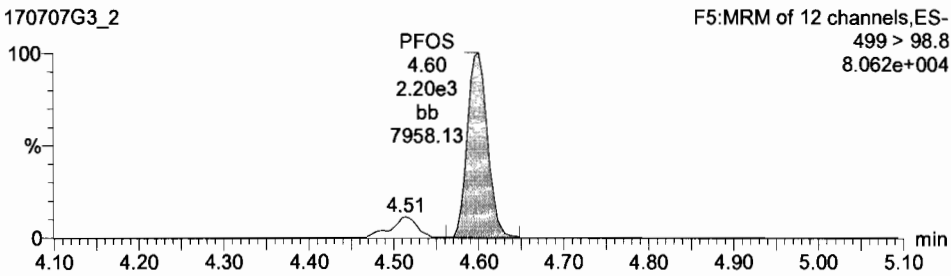
ID: ST170707G3-1 PFC CS3 17G0702, Description: PFC CS3 17G0702, Name: 170707G3_2, Date: 07-Jul-2017, Time: 16:27:05, Instrument: , Lab: , User:

Total PFOS

170707G3_2

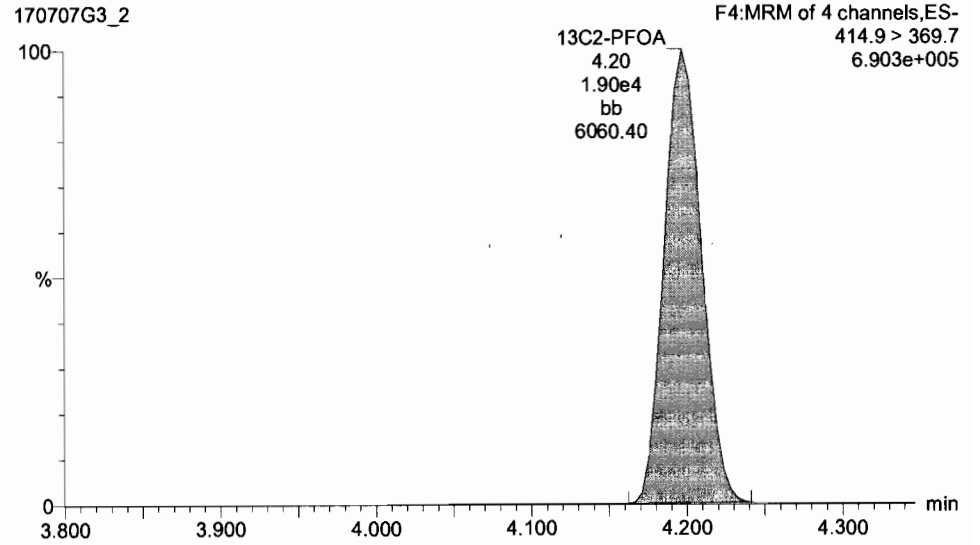


170707G3_2



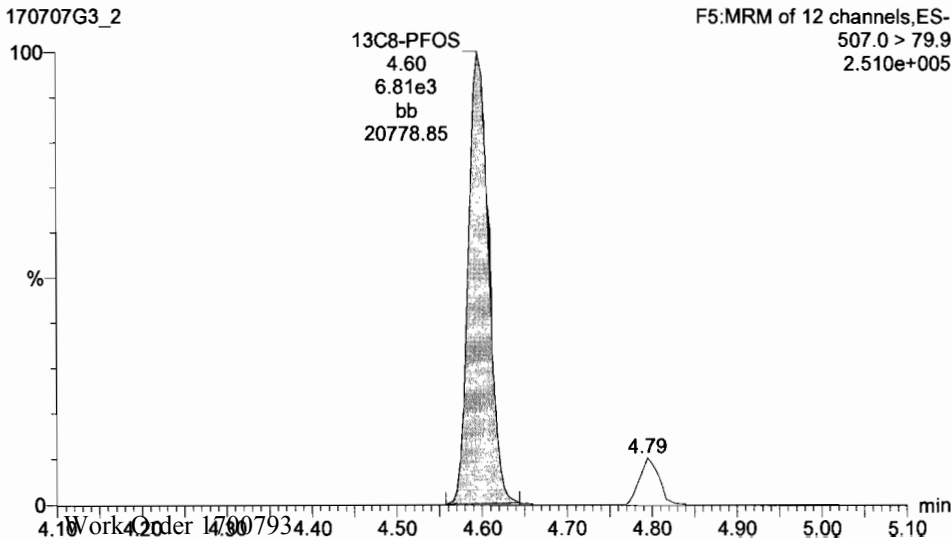
13C2-PFOA

170707G3_2



13C8-PFOS

170707G3_2



Dataset: U:\G1.PRO\Results\2017\New folder\170707G3-2.qld

Last Altered: Monday, July 10, 2017 08:37:40 Pacific Daylight Time

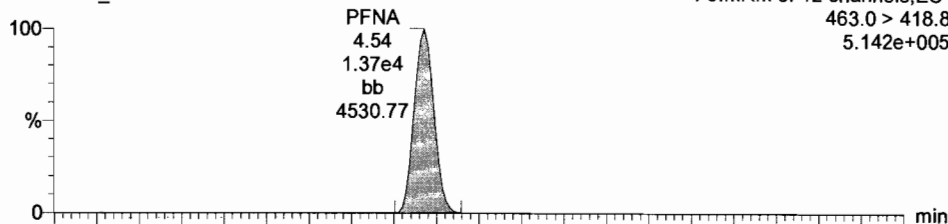
Printed: Monday, July 10, 2017 08:49:46 Pacific Daylight Time

ID: ST170707G3-1 PFC CS3 17G0702, Description: PFC CS3 17G0702, Name: 170707G3_2, Date: 07-Jul-2017, Time: 16:27:05, Instrument: , Lab: , User:

PFNA

170707G3_2


F5:MRM of 12 channels,ES-
463.0 > 418.8
5.142e+005



PFDA

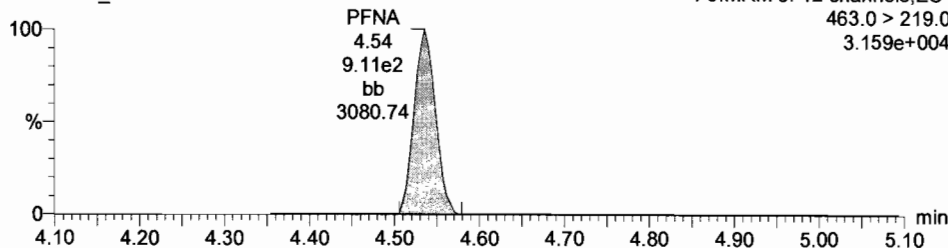
170707G3_2

F5:MRM of 12 channels,ES-
512.7 > 219.0
5.565e+004



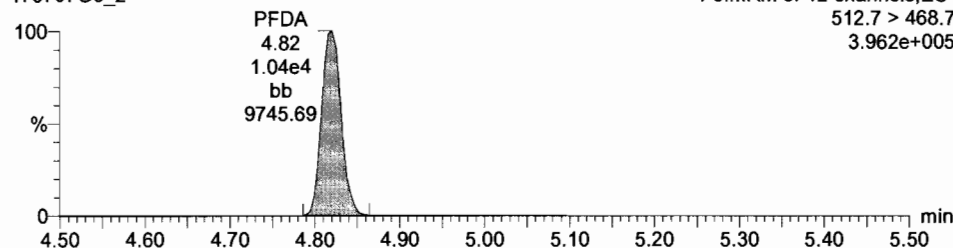
170707G3_2

F5:MRM of 12 channels,ES-
463.0 > 219.0
3.159e+004



170707G3_2

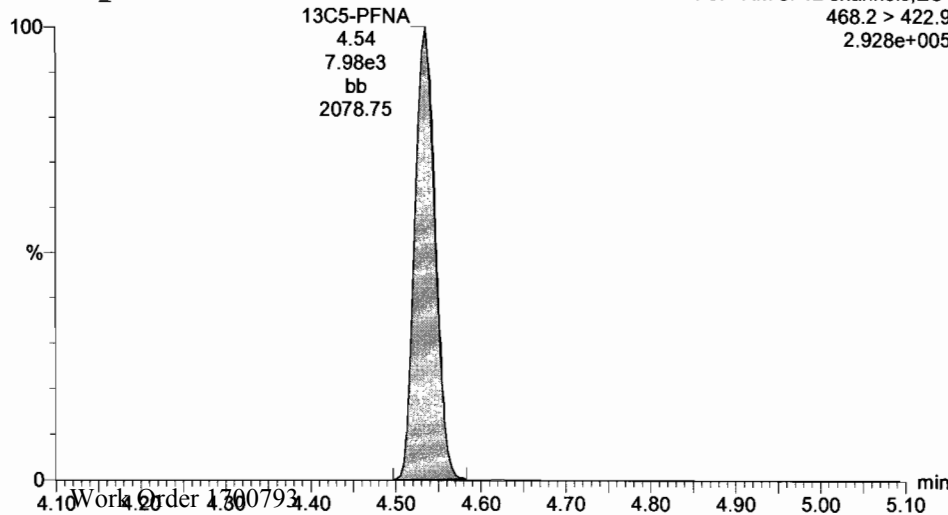
F5:MRM of 12 channels,ES-
512.7 > 468.7
3.962e+005



13C5-PFNA

170707G3_2

F5:MRM of 12 channels,ES-
468.2 > 422.9
2.928e+005



Dataset: U:\G1.PRO\Results\2017\New folder\170707G3-2.qld

Last Altered: Monday, July 10, 2017 08:37:40 Pacific Daylight Time

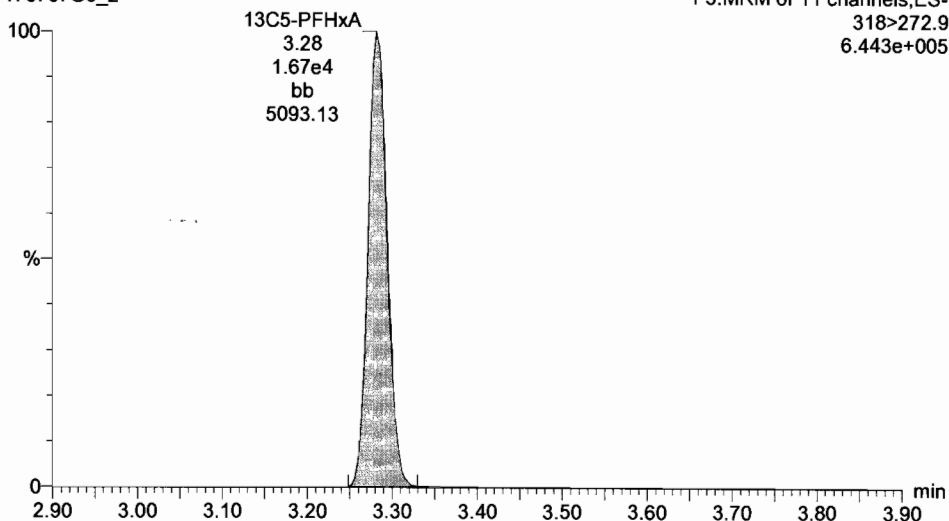
Printed: Monday, July 10, 2017 08:49:46 Pacific Daylight Time

ID: ST170707G3-1 PFC CS3 17G0702, Description: PFC CS3 17G0702, Name: 170707G3_2, Date: 07-Jul-2017, Time: 16:27:05, Instrument: , Lab: , User:

13C5-PFHxA

170707G3_2

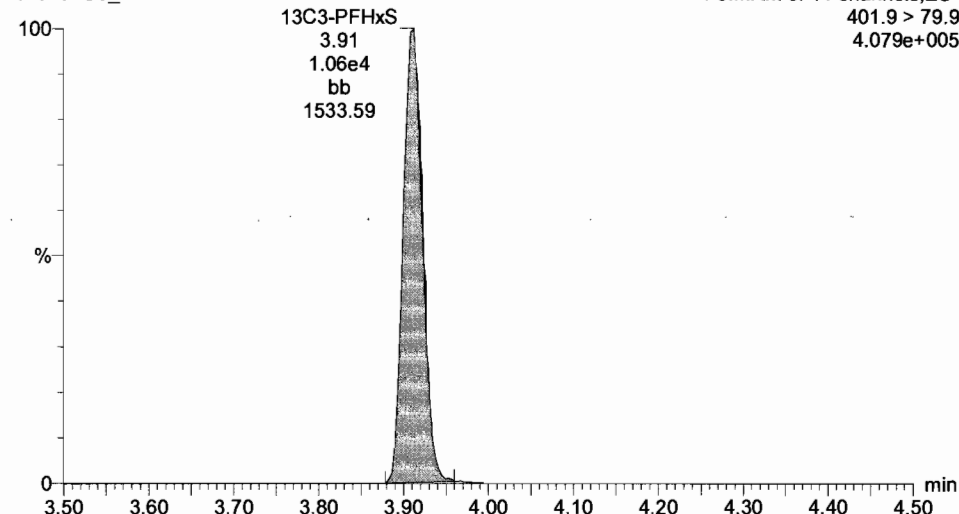
F3:MRM of 11 channels,ES-
318>272.9
6.443e+005



13C3-PFHxS

170707G3_2

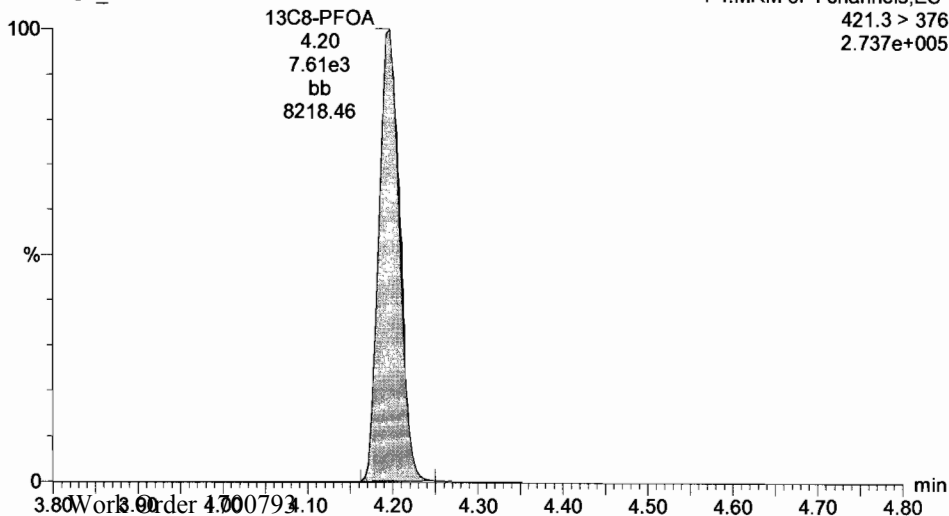
F3:MRM of 11 channels,ES-
401.9 > 79.9
4.079e+005



13C8-PFOA

170707G3_2

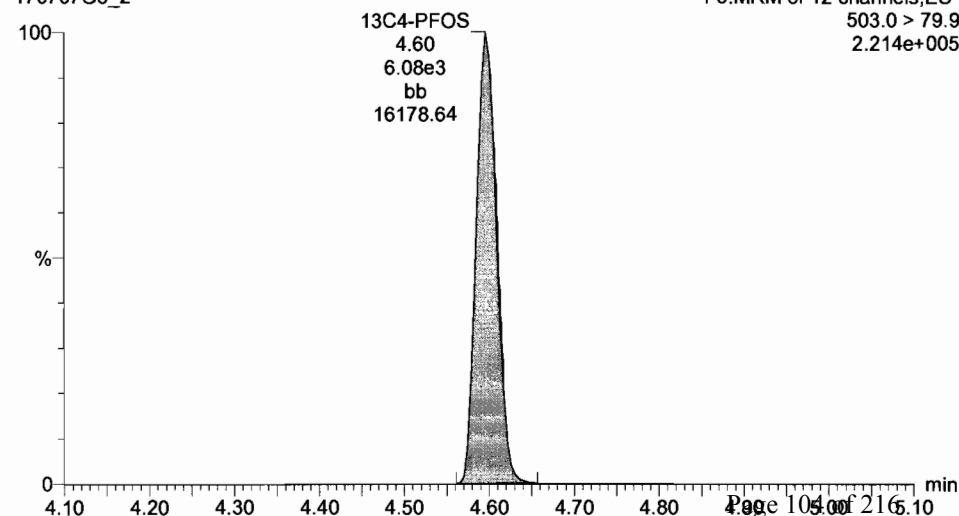
F4:MRM of 4 channels,ES-
421.3 > 376
2.737e+005



13C4-PFOS

170707G3_2

F5:MRM of 12 channels,ES-
503.0 > 79.9
2.214e+005



Dataset: U:\G1.PRO\Results\2017\New folder\170707G3-2.qld

Last Altered: Monday, July 10, 2017 08:37:40 Pacific Daylight Time

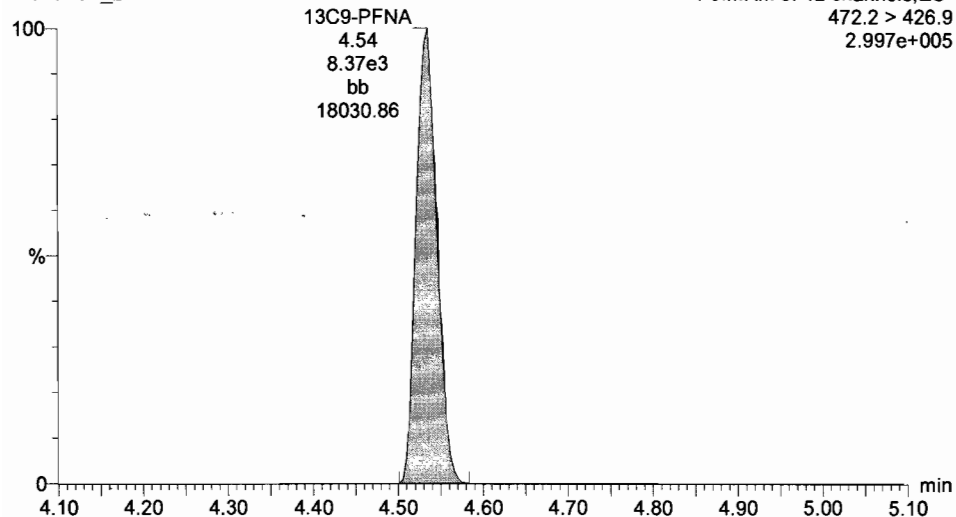
Printed: Monday, July 10, 2017 08:49:46 Pacific Daylight Time

ID: ST170707G3-1 PFC CS3 17G0702, Description: PFC CS3 17G0702, Name: 170707G3_2, Date: 07-Jul-2017, Time: 16:27:05, Instrument: , Lab: , User:

13C9-PFNA

170707G3_2

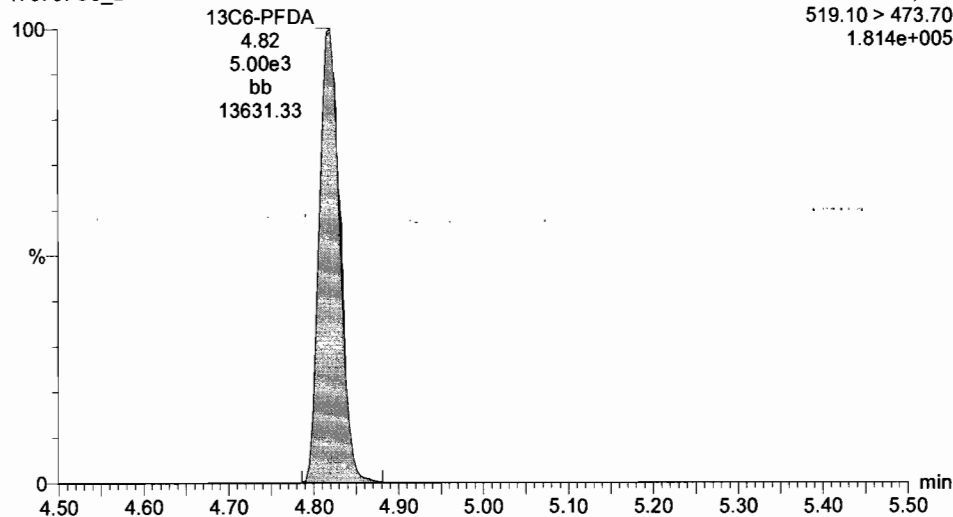
F5:MRM of 12 channels,ES-
472.2 > 426.9
2.997e+005



13C6-PFDA

170707G3_2

F5:MRM of 12 channels,ES-
519.10 > 473.70
1.814e+005



Dataset: U:\G1.PRO\Results\2017\New folder\170707G3-21.qld

Last Altered: Monday, July 10, 2017 08:39:19 Pacific Daylight Time
Printed: Monday, July 10, 2017 08:50:19 Pacific Daylight Time

Method: U:\G1.pro\MethDB\PFAS_14or16_2trans_0630.mdb 30 Jun 2017 17:00:08
Calibration: U:\G1.pro\CurveDB\C18_VAL-PFC_Q1_6-30-17_L16_2Trans.cdb 30 Jun 2017 17:15:07

Name: 170707G3_21, Date: 07-Jul-2017, Time: 20:26:25, ID: ST170707G3-2 PFC CS3 17G0702, Description: PFC CS3 17G0702

#	Name	Trace	Response	IS Resp	RRF	Wt/Vol	RT	Conc.	%Rec
1	1 PFBA	212.9 > 168.9	1.23e4	1.86e4		1.000	1.70	8.67	86.7
2	2 PFPeA	263.0 > 218.8	6.44e3	7.81e3		1.000	2.63	11.6	116.0
3	3 PFBS	299.0 > 79.7	6.79e3	4.98e3		1.000	2.90	9.50	95.0
4	4 PFHxA	312.9 > 268.9	9.09e3	8.23e3		1.000	3.29	8.42	84.2
5	5 PFHpA	363 > 318.9	1.71e4	1.09e4		1.000	3.79	9.12	91.2
6	6 PFHxS	398.9 > 79.6	5.30e3	5.30e3		1.000	3.92	10.7	107.2
7	7 PFOA	413.0 > 368.7	1.57e4	2.29e4		1.000	4.20	9.97	99.7
8	8 PFNA	463.0 > 418.8	1.48e4	8.18e3		1.000	4.54	9.58	95.8
9	9 PFOS	499.0 > 79.9	2.84e3	6.48e3		1.000	4.61	10.7	107.5
10	10 PFDA	512.7 > 219.0	1.53e3	1.25e4		1.000	4.82	8.57	85.7
11	11 13C3-PFBA	215.9 > 171.8	1.86e4	1.54e4	1.052	1.000	1.70	14.4	115.2
12	12 13C3-PFBS	302.0 > 98.8	4.98e3	1.76e4	0.281	1.000	2.89	12.6	100.4
13	13 13C3-PFPeA	266.0 > 221.8	7.81e3	1.76e4	0.462	1.000	2.63	12.0	96.0
14	14 13C2-PFHxA	315.0 > 269.8	8.23e3	1.76e4	0.406	1.000	3.29	14.4	114.9
15	15 13C4-PFHpA	367.2 > 321.8	1.09e4	1.76e4	0.564	1.000	3.79	13.7	109.6
16	16 18O2-PFHxS	403 > 102.6	5.30e3	1.06e4	0.501	1.000	3.92	12.5	100.0
17	17 13C2-PFOA	414.9 > 369.7	2.29e4	6.51e3	3.020	1.000	4.20	14.5	116.3
18	18 13C5-PFNA	468.2 > 422.9	8.18e3	8.58e3	0.880	1.000	4.54	13.5	108.3
19	19 13C2-PFDA	514.8 > 469.7	1.25e4	6.11e3	2.292	1.000	4.82	11.2	89.3
20	20 13C8-PFOS	507.0 > 79.9	6.48e3	7.43e3	1.031	1.000	4.60	10.6	84.7
21	21 13C4-PFBA	216.9 > 171.8	1.54e4	1.54e4	1.000	1.000	1.70	12.5	100.0
22	22 13C5-PFHxA	318 > 272.9	1.76e4	1.76e4	1.000	1.000	3.29	12.5	100.0
23	23 13C3-PFHxS	401.9 > 79.9	1.06e4	1.06e4	1.000	1.000	3.92	12.5	100.0
24	24 13C8-PFOA	421.3 > 376	6.51e3	6.51e3	1.000	1.000	4.20	12.5	100.0
25	25 13C9-PFNA	472.2 > 426.9	8.58e3	8.58e3	1.000	1.000	4.54	12.5	100.0
26	26 13C4-PFOS	503.0 > 79.9	7.43e3	7.43e3	1.000	1.000	4.60	12.5	100.0
27	27 13C6-PFDA	519.10 > 47...	6.11e3	6.11e3	1.000	1.000	4.82	12.5	100.0

75-125
↓
60-150
↓
50-150
60-150
↓

See 7/10/17

Dataset: Untitled

Last Altered: Monday, July 10, 2017 08:52:07 Pacific Daylight Time
Printed: Monday, July 10, 2017 08:52:44 Pacific Daylight Time

Method: U:\G1.pro\MethDB\PFAS_14or16_2trans_0630.mdb 30 Jun 2017 17:00:08
Calibration: U:\G1.pro\CurveDB\C18_VAL-PFC_Q1_6-30-17_L16_2Trans.cdb 30 Jun 2017 17:15:07

Compound name: PFBA

Name	ID	Acq.Date	Acq.Time
170707G3_1	IPA	07-Jul-17	16:14:49
170707G3_2	ST170707G3-1 PFC CS3 17G0702	07-Jul-17	16:27:05
170707G3_3	IPA	07-Jul-17	16:39:44
170707G3_4	B7F0098-BS1 OPR 0.25	07-Jul-17	16:52:21
170707G3_5	B7F0098-BS2 OPR 0.25	07-Jul-17	17:04:52
170707G3_6	B7G0012-BS1 OPR 0.125	07-Jul-17	17:17:46
170707G3_7	B7F0135-BS1 OPR 0.125	07-Jul-17	17:30:17
170707G3_8	IPA	07-Jul-17	17:42:51
170707G3_9	B7F0098-BLK1 Method Blank 0.25	07-Jul-17	17:55:25
170707G3_10	B7G0012-BLK1 Method Blank 0.125	07-Jul-17	18:08:22
170707G3_11	B7F0135-BLK1 Method Blank 0.125	07-Jul-17	18:20:55
170707G3_12	. 1700751-01 NH0100960_I 0.26671	07-Jul-17	18:33:32
170707G3_13	. 1700751-02 NH0100960_E 0.26731	07-Jul-17	18:46:03
170707G3_14	. 1700751-03 NH0100901_I 0.25586	07-Jul-17	18:58:35
170707G3_15	. 1700751-04 NH0100901_E 0.24676	07-Jul-17	19:11:08
170707G3_16	. 1700751-05 NH0100668_I 0.22406	07-Jul-17	19:23:42
170707G3_17	. 1700751-06 NH0100668_E 0.26874	07-Jul-17	19:36:11
170707G3_18	. 1700751-07 NH0101303_I 0.24427	07-Jul-17	19:48:47
170707G3_19	* 1700751-08 NH0101303_E 0.2607	07-Jul-17	20:01:17
170707G3_20	IPA	07-Jul-17	20:13:50
170707G3_21	ST170707G3-2 PFC CS3 17G0702	07-Jul-17	20:26:25
170707G3_22	IPA	07-Jul-17	20:39:30
170707G3_23	. 1700751-09 NH0101311_I 0.26361	07-Jul-17	20:51:43
170707G3_24	. 1700751-10 NH0101311_E 0.26805	07-Jul-17	21:04:15
170707G3_25	. 1700752-01 STP-MW-71-061917 0.11805	07-Jul-17	21:16:49
170707G3_26	. 1700752-02 STP-MW-72-061917 0.11999	07-Jul-17	21:29:21
170707G3_27	. 1700752-03 STP-MW-73-061917 0.1198	07-Jul-17	21:41:55
170707G3_28	. 1700752-04 STP-MW-70-062017 0.12092	07-Jul-17	21:54:24
170707G3_29	. 1700752-05 STP-MW-34-062017 0.12151	07-Jul-17	22:08:33
170707G3_30	* 1700752-06 STP-EB3-061917 0.12064	07-Jul-17	22:21:50
170707G3_31	* 1700752-07 STP-EB4-062017 0.12336	07-Jul-17	22:34:25

Dataset: Untitled

Last Altered: Monday, July 10, 2017 08:52:07 Pacific Daylight Time

Printed: Monday, July 10, 2017 08:52:44 Pacific Daylight Time

Compound name: PFBA

Name	ID	Acq.Date	Acq.Time
170707G3_32	1700821-01 MW1-0617 0.11022	07-Jul-17	22:46:57
170707G3_33	IPA	07-Jul-17	22:59:35
170707G3_34	ST170707G3-3 PFC CS3 17G0702	07-Jul-17	23:12:07
170707G3_35	IPA	07-Jul-17	23:24:36
170707G3_36	1700821-02 MW2-0617 0.11768	07-Jul-17	23:37:23
170707G3_37	1700821-03 MW2A-0617 0.12194	07-Jul-17	23:49:42
170707G3_38	1700821-04 Trip Blank 0.11714	08-Jul-17	00:02:15
170707G3_39	1700821-05 EB01-0617 0.11721	08-Jul-17	00:14:47
170707G3_40	1700776-01 MARCH-GW-044 0.12136	08-Jul-17	00:27:21
170707G3_41	1700776-02 MARCH-GW-045 0.11927	08-Jul-17	00:39:56
170707G3_42	1700776-03 MARCH-GW-046 0.11749	08-Jul-17	00:52:29
170707G3_43	1700793-01 PX-S34-GW-08S-0617 0.11916	08-Jul-17	01:04:58
170707G3_44	1700793-02 PX-S34-GW-08D-0617 0.11827	08-Jul-17	01:17:31
170707G3_45	B7F0135-MS1 Matrix Spike 0.11754	08-Jul-17	01:30:05
170707G3_46	B7F0135-MSD1 Matrix Spike Dup 0.1199	08-Jul-17	01:42:37
170707G3_47	1700793-03 PX-S34-GW-09-0617 0.11886	08-Jul-17	01:55:11
170707G3_48	IPA	08-Jul-17	02:07:45
170707G3_49	ST170707G3-4 PFC CS3 17G0702	08-Jul-17	02:20:17
170707G3_50	IPA	08-Jul-17	02:32:47
170707G3_51	1700793-04 PX-S34-GW-01-0617 0.11953	08-Jul-17	02:45:24
170707G3_52	1700793-05 PX-S34-EB01-062817-GW 0.11656	08-Jul-17	02:57:56
170707G3_53	1700793-06 PX-S34-GW-06-0617 0.12086	08-Jul-17	03:10:28
170707G3_54	1700793-07 PX-S34-GW-06P-0617 0.11277	08-Jul-17	03:22:58
170707G3_55	1700793-08 PX-S34-GW-10-0617 0.11911	08-Jul-17	03:35:31
170707G3_56	1700793-09 PX-S34-GW-11-0617 0.12073	08-Jul-17	03:48:04
170707G3_57	1700793-10 PX-S34-GW-03-0617 0.12331	08-Jul-17	04:00:38
170707G3_58	1700793-11 PX-S34-GW-02-0617 0.12343	08-Jul-17	04:13:11
170707G3_59	IPA	08-Jul-17	04:25:44
170707G3_60	ST170707G3-5 PFC CS3 17G0702	08-Jul-17	04:39:01
170707G3_61	IPA	08-Jul-17	04:51:14

Dataset: U:\G1.PRO\Results\2017\New folder\170707G3-21.qld

Last Altered: Monday, July 10, 2017 08:39:19 Pacific Daylight Time

Printed: Monday, July 10, 2017 08:50:31 Pacific Daylight Time

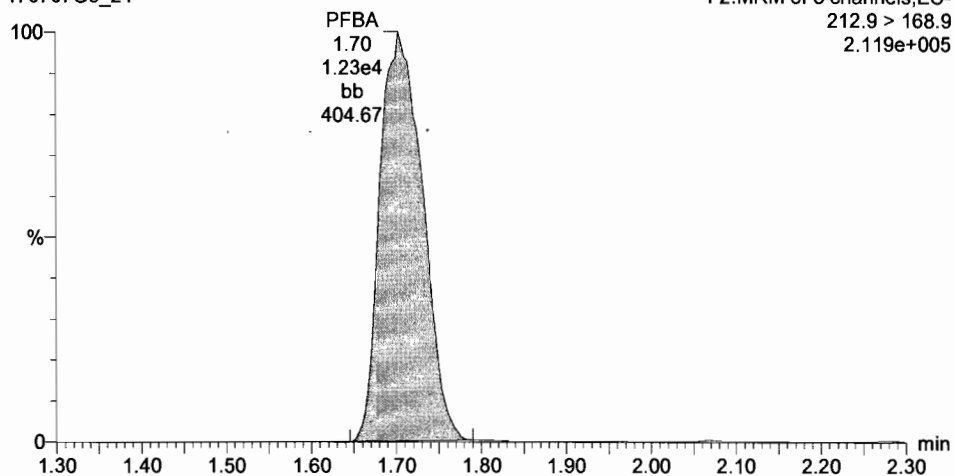
Method: U:\G1.pro\MethDB\PFAS_14or16_2trans_0630.mdb 30 Jun 2017 17:00:08
Calibration: U:\G1.pro\CurveDB\C18_VAL-PFC_Q1_6-30-17_L16_2Trans.cdb 30 Jun 2017 17:15:07

ID: ST170707G3-2 PFC CS3 17G0702, Description: PFC CS3 17G0702, Name: 170707G3_21, Date: 07-Jul-2017, Time: 20:26:25, Instrument: , Lab: , User:

PFBA

170707G3_21

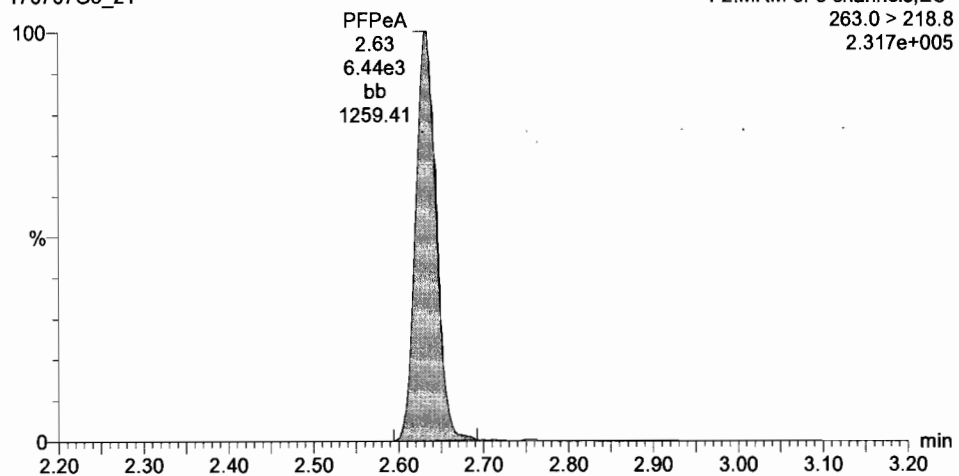
F2:MRM of 8 channels,ES-
212.9 > 168.9
2.119e+005



PFPeA

170707G3_21

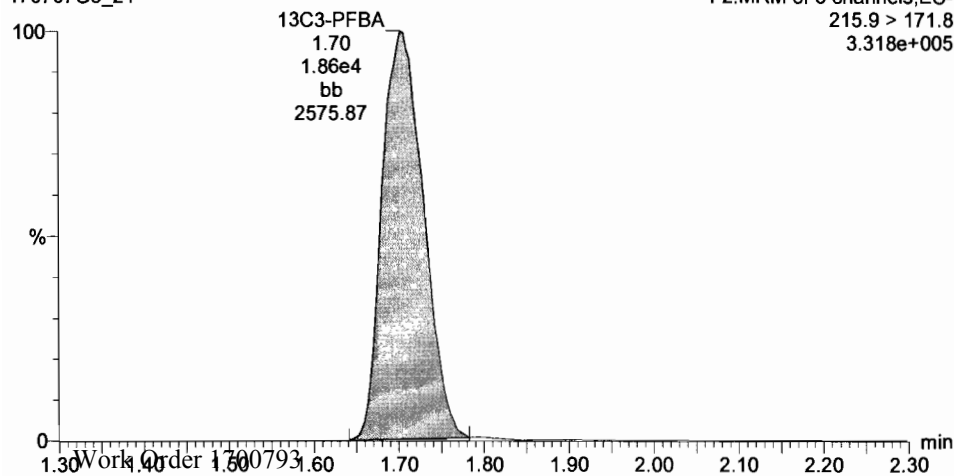
F2:MRM of 8 channels,ES-
263.0 > 218.8
2.317e+005



13C3-PFBA

170707G3_21

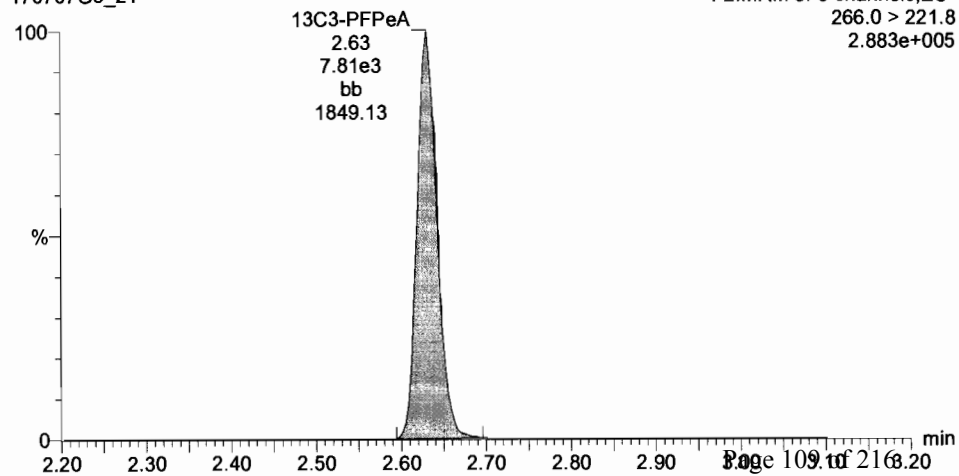
F2:MRM of 8 channels,ES-
215.9 > 171.8
3.318e+005



13C3-PFPeA

170707G3_21

F2:MRM of 8 channels,ES-
266.0 > 221.8
2.883e+005



Dataset: U:\G1.PRO\Results\2017\New folder\170707G3-21.qld

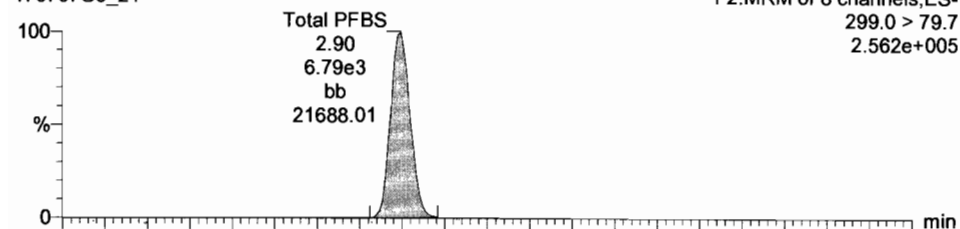
Last Altered: Monday, July 10, 2017 08:39:19 Pacific Daylight Time

Printed: Monday, July 10, 2017 08:50:31 Pacific Daylight Time

ID: ST170707G3-2 PFC CS3 17G0702, Description: PFC CS3 17G0702, Name: 170707G3_21, Date: 07-Jul-2017, Time: 20:26:25, Instrument: , Lab: , User:

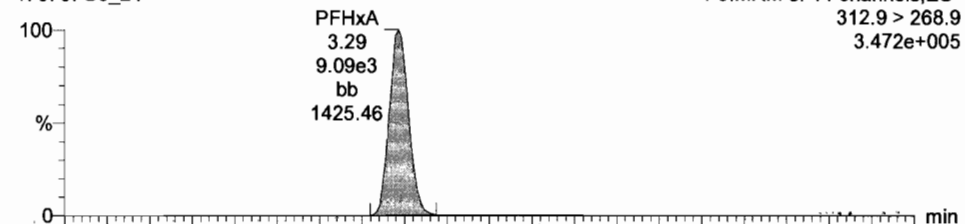
Total PFBS

170707G3_21

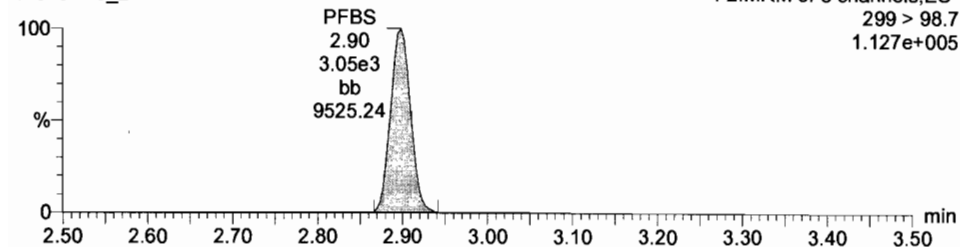


PFHxA

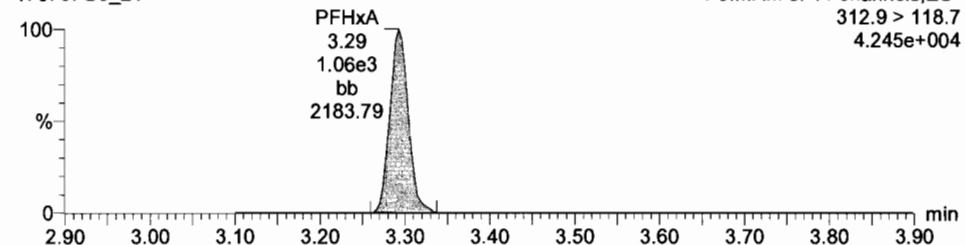
170707G3_21



170707G3_21

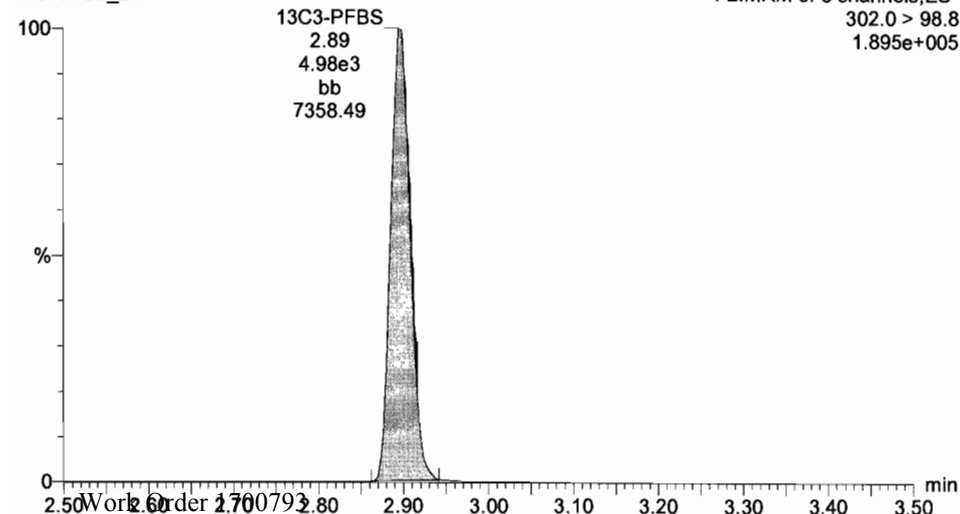


170707G3_21



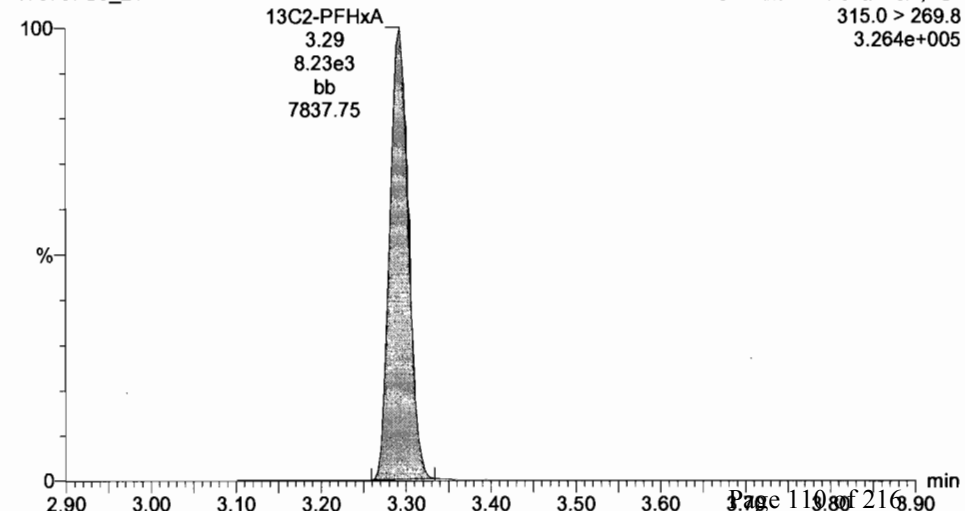
13C3-PFBS

170707G3_21



13C2-PFHxA

170707G3_21



Dataset: U:\G1.PRO\Results\2017\New folder\170707G3-21.qld

Last Altered: Monday, July 10, 2017 08:39:19 Pacific Daylight Time

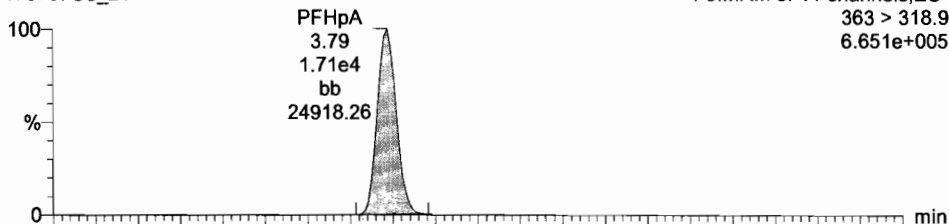
Printed: Monday, July 10, 2017 08:50:31 Pacific Daylight Time

ID: ST170707G3-2 PFC CS3 17G0702, Description: PFC CS3 17G0702, Name: 170707G3_21, Date: 07-Jul-2017, Time: 20:26:25, Instrument: , Lab: , User:

PFHpA

170707G3_21

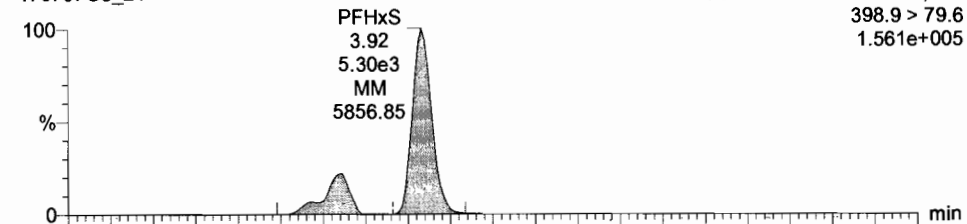
F3:MRM of 11 channels,ES-
363 > 318.9
6.651e+005



Total PFHxS

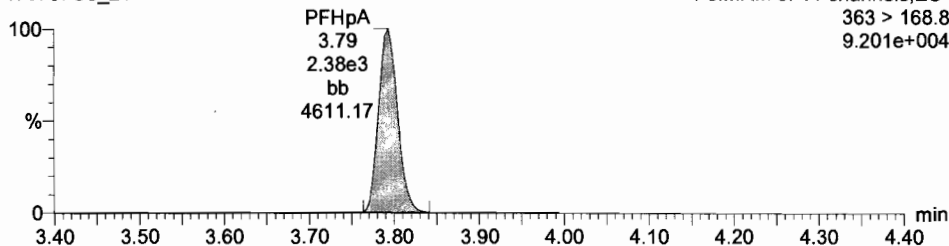
170707G3_21

F3:MRM of 11 channels,ES-
398.9 > 79.6
1.561e+005



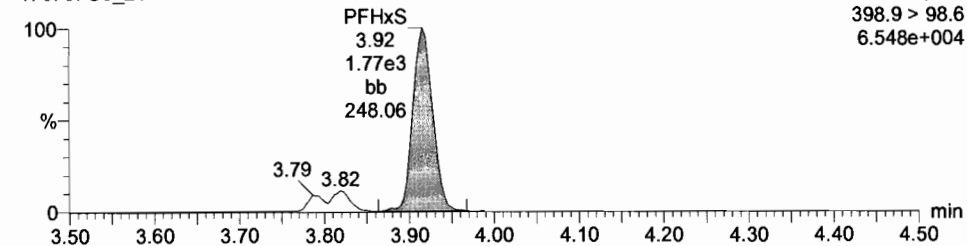
170707G3_21

F3:MRM of 11 channels,ES-
363 > 168.8
9.201e+004



170707G3_21

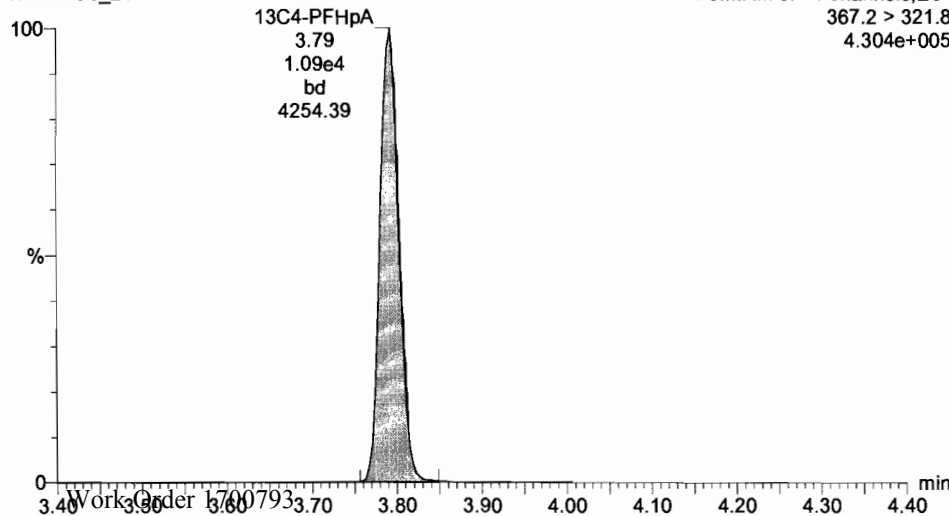
F3:MRM of 11 channels,ES-
398.9 > 98.6
6.548e+004



13C4-PFHpA

170707G3_21

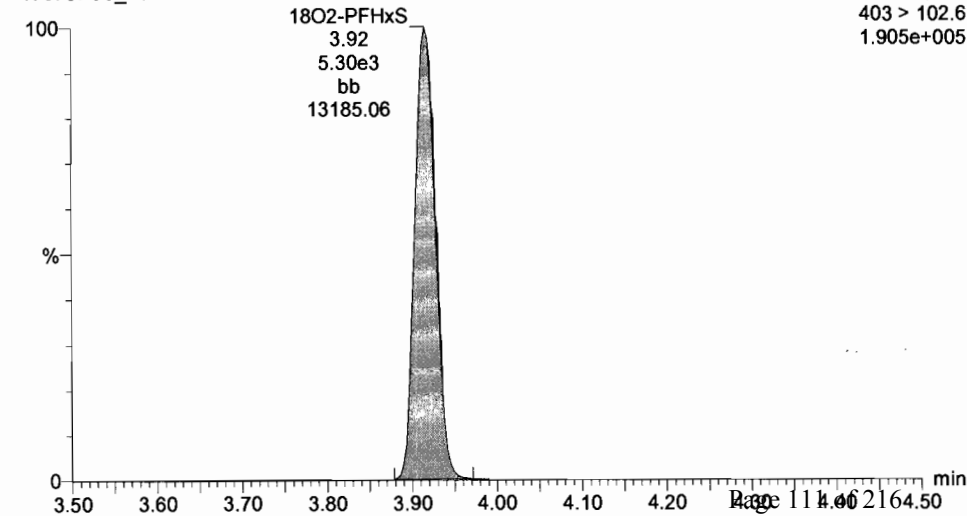
F3:MRM of 11 channels,ES-
367.2 > 321.8
4.304e+005



18O2-PFHxS

170707G3_21

F3:MRM of 11 channels,ES-
403 > 102.6
1.905e+005



Dataset: U:\G1.PRO\Results\2017\New folder\170707G3-21.qld

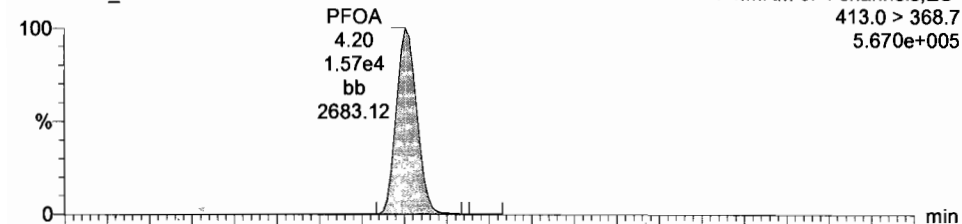
Last Altered: Monday, July 10, 2017 08:39:19 Pacific Daylight Time

Printed: Monday, July 10, 2017 08:50:31 Pacific Daylight Time

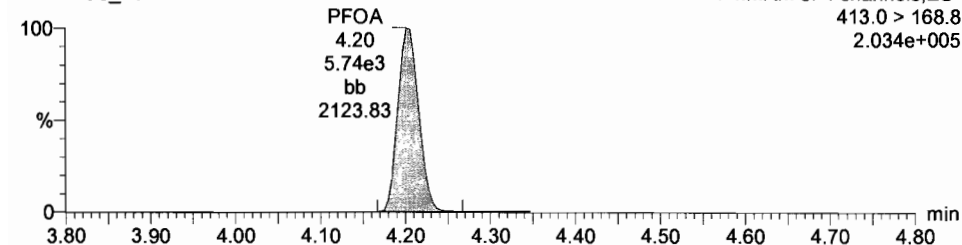
ID: ST170707G3-2 PFC CS3 17G0702, Description: PFC CS3 17G0702, Name: 170707G3_21, Date: 07-Jul-2017, Time: 20:26:25, Instrument: , Lab: , User:

Total PFOA

170707G3_21

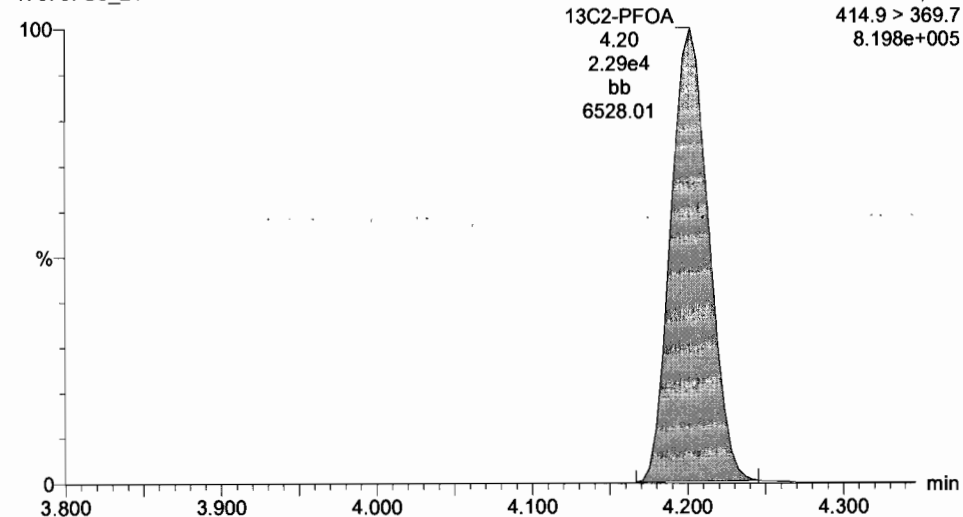


170707G3_21



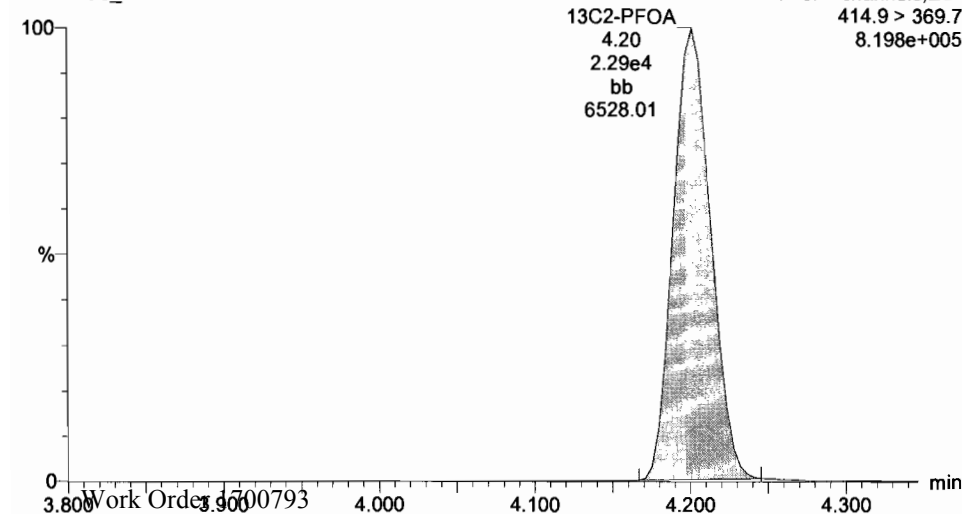
13C2-PFOA

170707G3_21



13C2-PFOA

170707G3_21



Dataset: U:\G1.PRO\Results\2017\New folder\170707G3-21.qld

Last Altered: Monday, July 10, 2017 08:39:19 Pacific Daylight Time

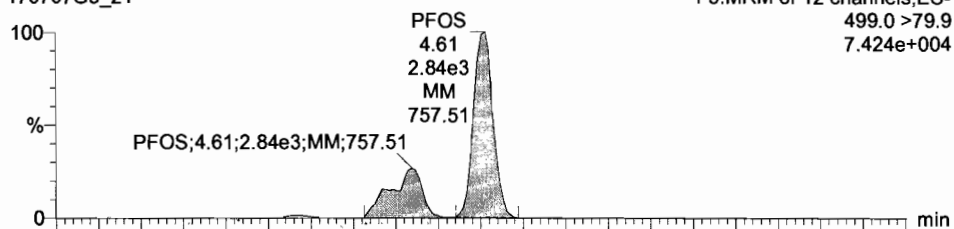
Printed: Monday, July 10, 2017 08:50:31 Pacific Daylight Time

ID: ST170707G3-2 PFC CS3 17G0702, Description: PFC CS3 17G0702, Name: 170707G3_21, Date: 07-Jul-2017, Time: 20:26:25, Instrument: , Lab: , User:

Total PFOS

170707G3_21

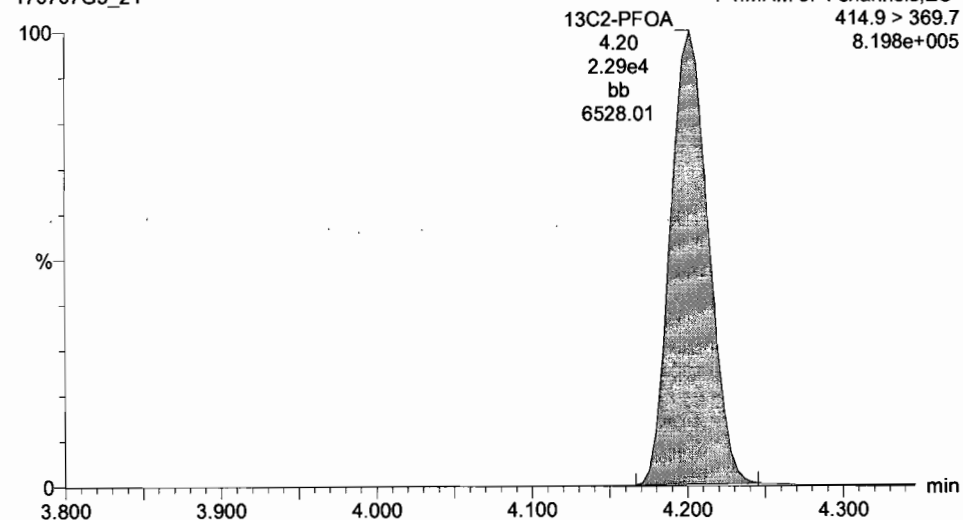
F5:MRM of 12 channels,ES-
499.0 > 79.9
7.424e+004



13C2-PFOA

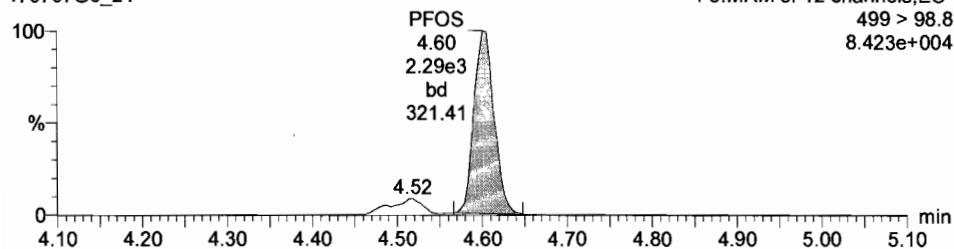
170707G3_21

F4:MRM of 4 channels,ES-
414.9 > 369.7
8.198e+005



170707G3_21

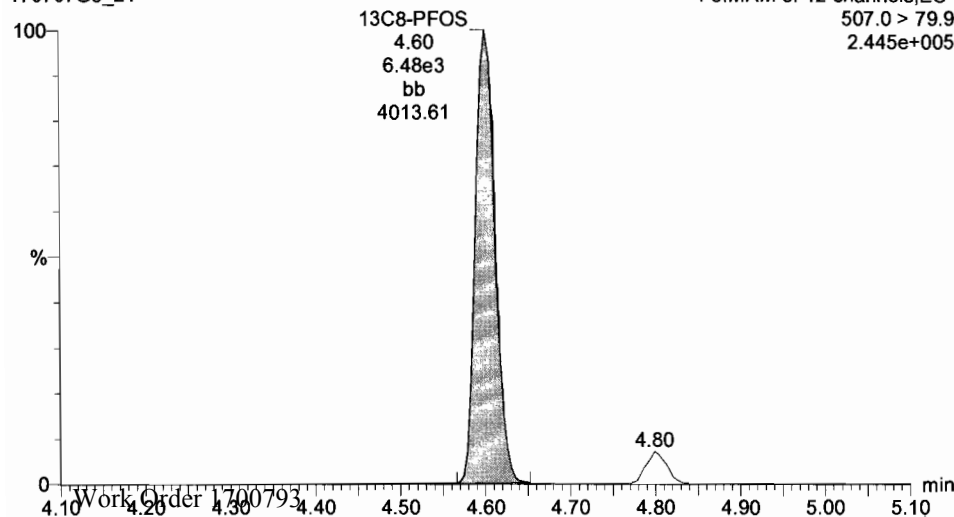
F5:MRM of 12 channels,ES-
499 > 98.8
8.423e+004



13C8-PFOS

170707G3_21

F5:MRM of 12 channels,ES-
507.0 > 79.9
2.445e+005



Dataset: U:\G1.PRO\Results\2017\New folder\170707G3-21.qld

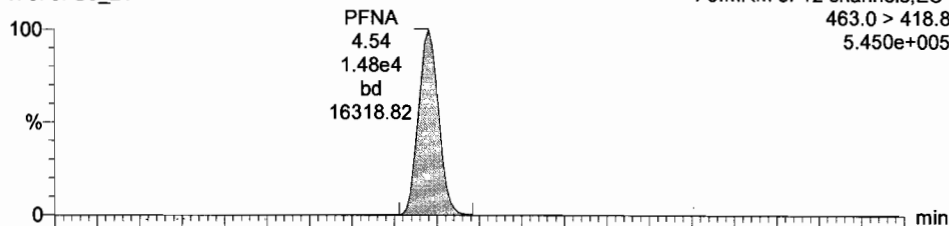
Last Altered: Monday, July 10, 2017 08:39:19 Pacific Daylight Time
Printed: Monday, July 10, 2017 08:50:31 Pacific Daylight Time

ID: ST170707G3-2 PFC CS3 17G0702, Description: PFC CS3 17G0702, Name: 170707G3_21, Date: 07-Jul-2017, Time: 20:26:25, Instrument: , Lab: , User:

PFNA

170707G3_21

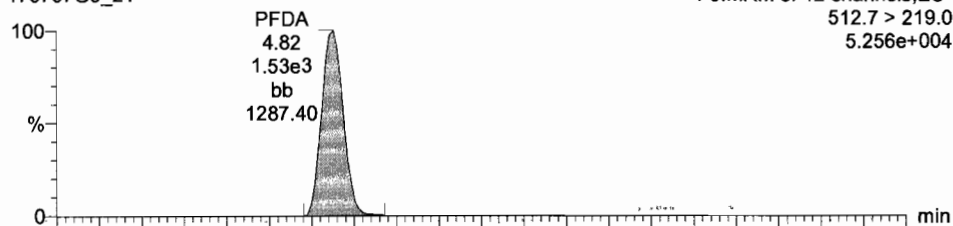
F5:MRM of 12 channels,ES-
463.0 > 418.8
5.450e+005



PFDA

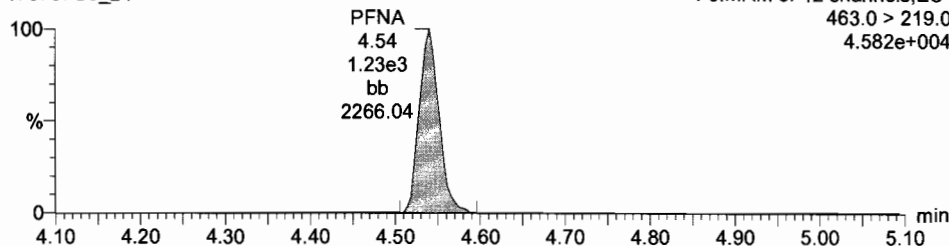
170707G3_21

F5:MRM of 12 channels,ES-
512.7 > 219.0
5.256e+004



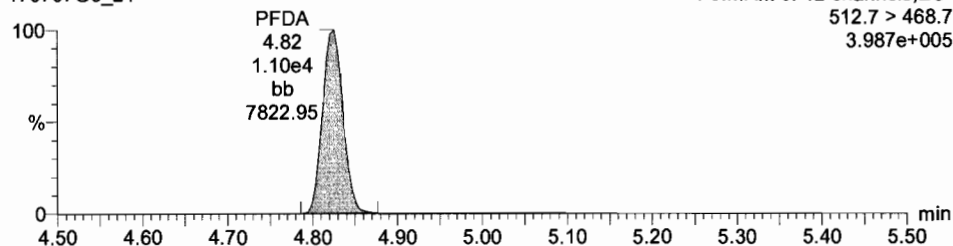
170707G3_21

F5:MRM of 12 channels,ES-
463.0 > 219.0
4.582e+004



170707G3_21

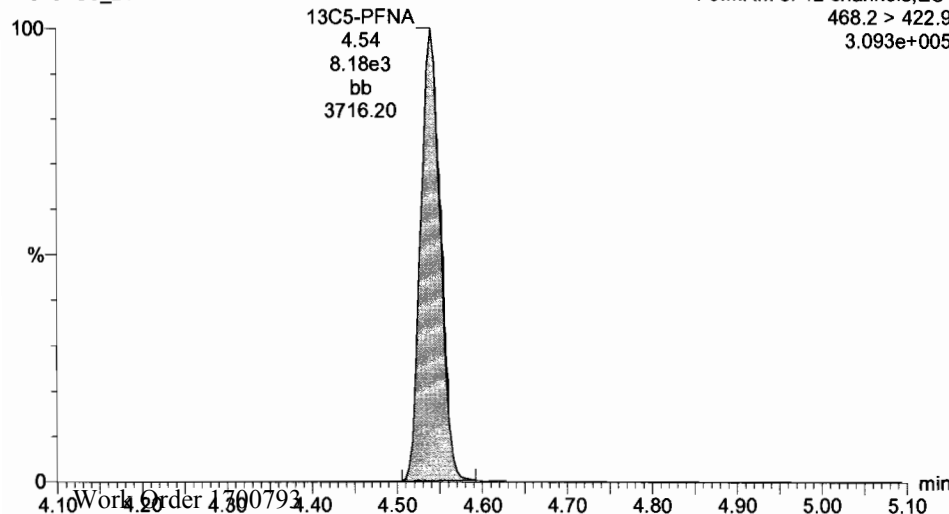
F5:MRM of 12 channels,ES-
512.7 > 468.7
3.987e+005



13C5-PFNA

170707G3_21

F5:MRM of 12 channels,ES-
468.2 > 422.9
3.093e+005



Dataset: U:\G1.PRO\Results\2017\New folder\170707G3-21.qld

Last Altered: Monday, July 10, 2017 08:39:19 Pacific Daylight Time

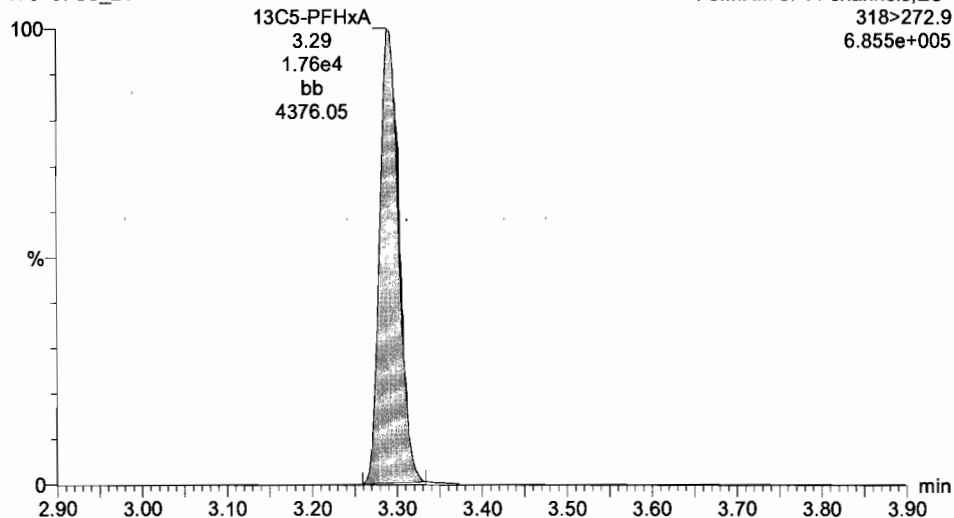
Printed: Monday, July 10, 2017 08:50:31 Pacific Daylight Time

ID: ST170707G3-2 PFC CS3 17G0702, Description: PFC CS3 17G0702, Name: 170707G3_21, Date: 07-Jul-2017, Time: 20:26:25, Instrument: , Lab: , User:

13C5-PFHxA

170707G3_21

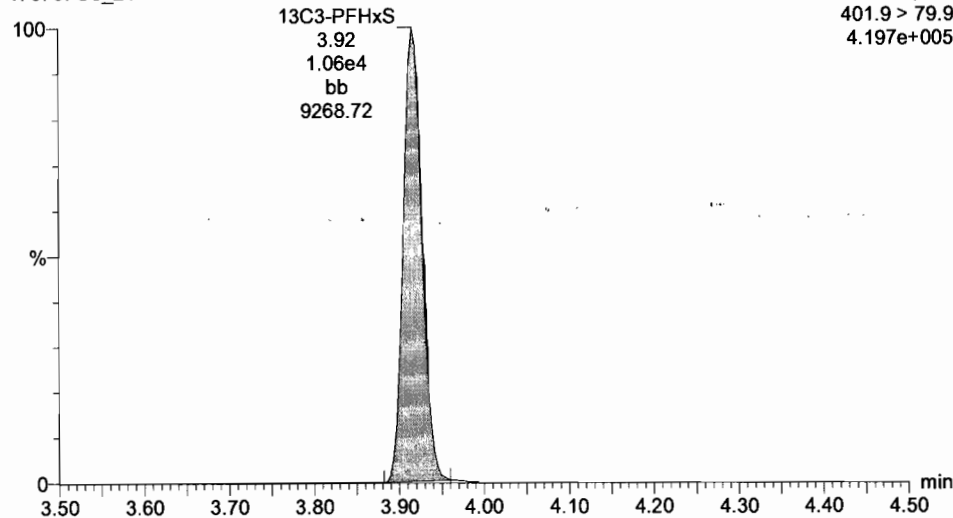
F3:MRM of 11 channels,ES-
318>272.9
6.855e+005



13C3-PFHxS

170707G3_21

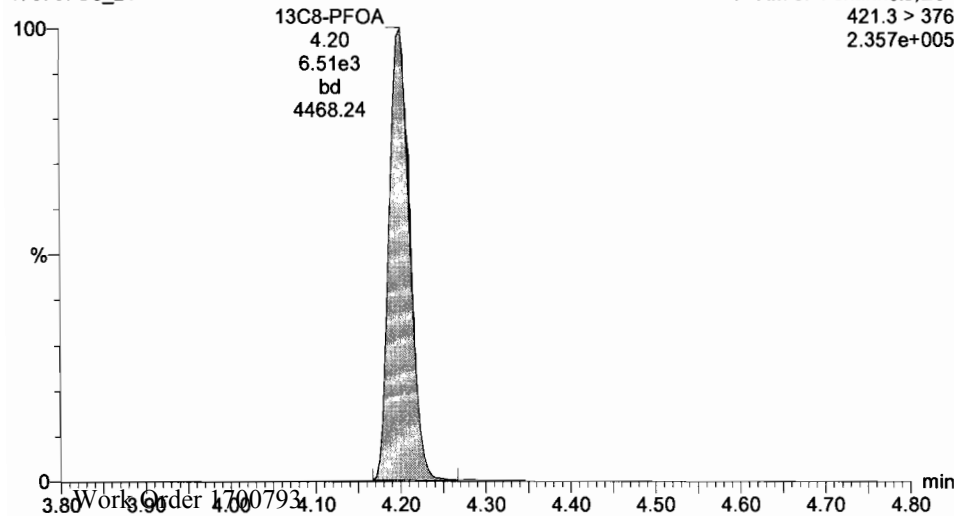
F3:MRM of 11 channels,ES-
401.9 > 79.9
4.197e+005



13C8-PFOA

170707G3_21

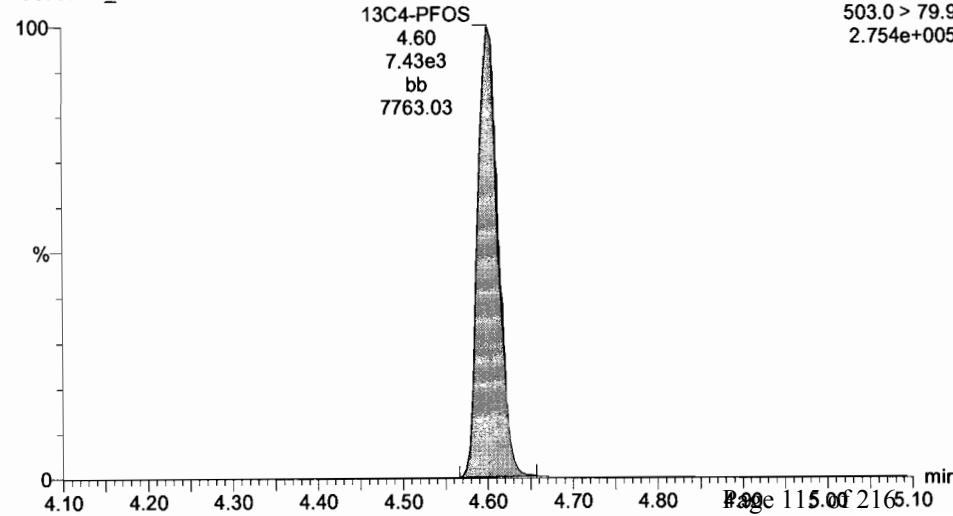
F4:MRM of 4 channels,ES-
421.3 > 376
2.357e+005



13C4-PFOS

170707G3_21

F5:MRM of 12 channels,ES-
503.0 > 79.9
2.754e+005



Dataset: U:\G1.PRO\Results\2017\New folder\170707G3-21.qld

Last Altered: Monday, July 10, 2017 08:39:19 Pacific Daylight Time

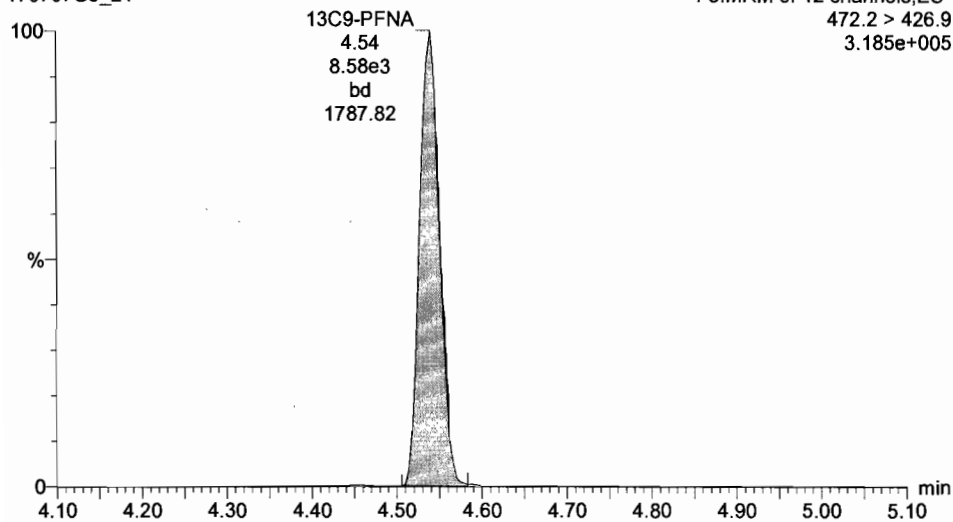
Printed: Monday, July 10, 2017 08:50:31 Pacific Daylight Time

ID: ST170707G3-2 PFC CS3 17G0702, Description: PFC CS3 17G0702, Name: 170707G3_21, Date: 07-Jul-2017, Time: 20:26:25, Instrument: , Lab: , User:

13C9-PFNA

170707G3_21

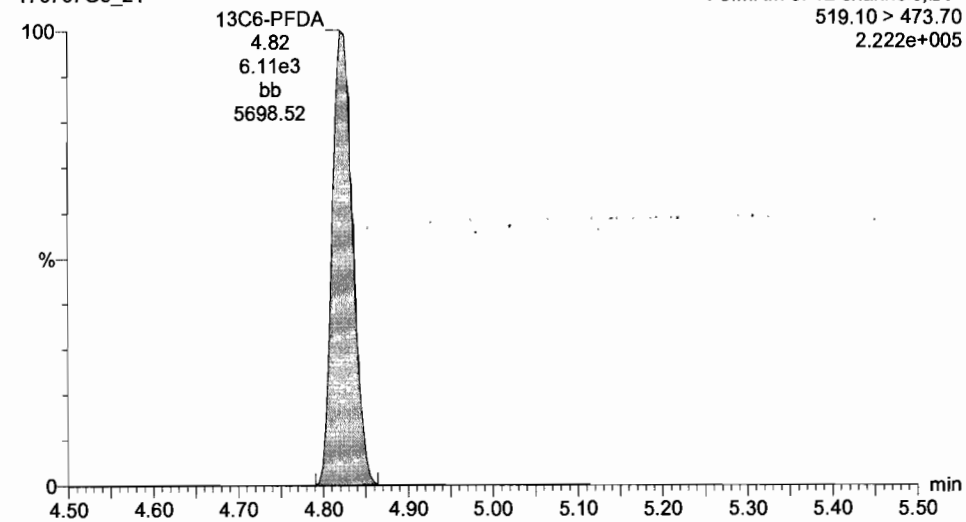
F5:MRM of 12 channels,ES-
472.2 > 426.9
3.185e+005



13C6-PFDA

170707G3_21

F5:MRM of 12 channels,ES-
519.10 > 473.70
2.222e+005



Dataset: U:\G1.PRO\Results\2017\New folder\170707G3-34.qld

Last Altered: Monday, July 10, 2017 08:40:39 Pacific Daylight Time

Printed: Monday, July 10, 2017 08:50:57 Pacific Daylight Time

Method: U:\G1.pro\MethDB\PFAS_14or16_2trans_0630.mdb 30 Jun 2017 17:00:08

Calibration: U:\G1.pro\CurveDB\C18_VAL-PFC_Q1_6-30-17_L16_2Trans.cdb 30 Jun 2017 17:15:07

Name: 170707G3_34, Date: 07-Jul-2017, Time: 23:12:07, ID: ST170707G3-3 PFC CS3 17G0702, Description: PFC CS3 17G0702

#	Name	Trace	Response	IS Resp	RRF	Wt/Vol	RT	Conc.	%Rec
1	1 PFBA	212.9 > 168.9	1.19e4	2.24e4		1.000	1.72	6.99	69.9
2	2 PFPeA	263.0 > 218.8	5.83e3	8.01e3		1.000	2.64	10.3	102.5
3	3 PFBS	299.0 > 79.7	6.20e3	4.14e3		1.000	2.91	10.5	104.5
4	4 PFHxA	312.9 > 268.9	9.12e3	7.20e3		1.000	3.30	9.65	96.5
5	5 PFHpA	363 > 318.9	1.68e4	1.08e4		1.000	3.80	9.01	90.1
6	6 PFHxS	398.9 > 79.6	5.14e3	5.11e3		1.000	3.92	10.8	107.9
7	7 PFOA	413.0 > 368.7	1.59e4	2.49e4		1.000	4.21	9.28	92.8
8	8 PFNA	463.0 > 418.8	1.59e4	6.83e3		1.000	4.54	12.5	124.7
9	9 PFOS	499.0 > 79.9	2.38e3	5.83e3		1.000	4.61	10.1	100.6
10	10 PFDA	512.7 > 219.0	1.66e3	1.27e4		1.000	4.82	9.21	92.1
11	11 13C3-PFBA	215.9 > 171.8	2.24e4	1.67e4	1.052	1.000	1.72	15.9	127.2
12	12 13C3-PFBS	302.0 > 98.8	4.14e3	1.87e4	0.281	1.000	2.90	9.85	78.8
13	13 13C3-PFPeA	266.0 > 221.8	8.01e3	1.87e4	0.462	1.000	2.64	11.6	92.9
14	14 13C2-PFHxA	315.0 > 269.8	7.20e3	1.87e4	0.406	1.000	3.30	11.9	94.9
15	15 13C4-PFHpA	367.2 > 321.8	1.08e4	1.87e4	0.564	1.000	3.80	12.9	102.8
16	16 18O2-PFHxS	403 > 102.6	5.11e3	1.11e4	0.501	1.000	3.92	11.5	91.6
17	17 13C2-PFOA	414.9 > 369.7	2.49e4	6.00e3	3.020	1.000	4.21	17.2	137.4
18	18 13C5-PFNA	468.2 > 422.9	6.83e3	8.03e3	0.880	1.000	4.54	12.1	96.6
19	19 13C2-PFDA	514.8 > 469.7	1.27e4	5.33e3	2.292	1.000	4.82	13.0	103.9
20	20 13C8-PFOS	507.0 > 79.9	5.83e3	6.21e3	1.031	1.000	4.61	11.4	91.0
21	21 13C4-PFBA	216.9 > 171.8	1.67e4	1.67e4	1.000	1.000	1.71	12.5	100.0
22	22 13C5-PFHxA	318 > 272.9	1.87e4	1.87e4	1.000	1.000	3.30	12.5	100.0
23	23 13C3-PFHxS	401.9 > 79.9	1.11e4	1.11e4	1.000	1.000	3.92	12.5	100.0
24	24 13C8-PFOA	421.3 > 376	6.00e3	6.00e3	1.000	1.000	4.21	12.5	100.0
25	25 13C9-PFNA	472.2 > 426.9	8.03e3	8.03e3	1.000	1.000	4.54	12.5	100.0
26	26 13C4-PFOS	503.0 > 79.9	6.21e3	6.21e3	1.000	1.000	4.61	12.5	100.0
27	27 13C6-PFDA	519.10 > 47...	5.33e3	5.33e3	1.000	1.000	4.82	12.5	100.0

75-125

Ⓐ NOT USED FOR PFBA

60-150

See 7/10/17

50-150

60-150

Dataset: Untitled

Last Altered: Monday, July 10, 2017 08:52:07 Pacific Daylight Time
Printed: Monday, July 10, 2017 08:52:44 Pacific Daylight Time

Method: U:\G1.pro\MethDB\PFAS_14or16_2trans_0630.mdb 30 Jun 2017 17:00:08
Calibration: U:\G1.pro\CurveDB\C18_VAL-PFC_Q1_6-30-17_L16_2Trans.cdb 30 Jun 2017 17:15:07

Compound name: PFBA

Name	ID	Acq.Date	Acq.Time
170707G3_1	IPA	07-Jul-17	16:14:49
170707G3_2	ST170707G3-1 PFC CS3 17G0702	07-Jul-17	16:27:05
170707G3_3	IPA	07-Jul-17	16:39:44
170707G3_4	B7F0098-BS1 OPR 0.25	07-Jul-17	16:52:21
170707G3_5	B7F0098-BS2 OPR 0.25	07-Jul-17	17:04:52
170707G3_6	B7G0012-BS1 OPR 0.125	07-Jul-17	17:17:46
170707G3_7	B7F0135-BS1 OPR 0.125	07-Jul-17	17:30:17
170707G3_8	IPA	07-Jul-17	17:42:51
170707G3_9	B7F0098-BLK1 Method Blank 0.25	07-Jul-17	17:55:25
170707G3_10	B7G0012-BLK1 Method Blank 0.125	07-Jul-17	18:08:22
170707G3_11	B7F0135-BLK1 Method Blank 0.125	07-Jul-17	18:20:55
170707G3_12	. 1700751-01 NH0100960_I 0.26671	07-Jul-17	18:33:32
170707G3_13	- 1700751-02 NH0100960_E 0.26731	07-Jul-17	18:46:03
170707G3_14	. 1700751-03 NH0100901_I 0.25586	07-Jul-17	18:58:35
170707G3_15	. 1700751-04 NH0100901_E 0.24676	07-Jul-17	19:11:08
170707G3_16	. 1700751-05 NH0100668_I 0.22406	07-Jul-17	19:23:42
170707G3_17	. 1700751-06 NH0100668_E 0.26874	07-Jul-17	19:36:11
170707G3_18	. 1700751-07 NH0101303_I 0.24427	07-Jul-17	19:48:47
170707G3_19	*1700751-08 NH0101303_E 0.2607	07-Jul-17	20:01:17
170707G3_20	IPA	07-Jul-17	20:13:50
170707G3_21	ST170707G3-2 PFC CS3 17G0702	07-Jul-17	20:26:25
170707G3_22	IPA	07-Jul-17	20:39:30
170707G3_23	. 1700751-09 NH0101311_I 0.26361	07-Jul-17	20:51:43
170707G3_24	. 1700751-10 NH0101311_E 0.26805	07-Jul-17	21:04:15
170707G3_25	. 1700752-01 STP-MW-71-061917 0.11805	07-Jul-17	21:16:49
170707G3_26	. 1700752-02 STP-MW-72-061917 0.11999	07-Jul-17	21:29:21
170707G3_27	. 1700752-03 STP-MW-73-061917 0.1198	07-Jul-17	21:41:55
170707G3_28	. 1700752-04 STP-MW-70-062017 0.12092	07-Jul-17	21:54:24
170707G3_29	. 1700752-05 STP-MW-34-062017 0.12151	07-Jul-17	22:08:33
170707G3_30	* 1700752-06 STP-EB3-061917 0.12064	07-Jul-17	22:21:50
170707G3_31	* 1700752-07 STP-EB4-062017 0.12336	07-Jul-17	22:34:25

Dataset: Untitled

Last Altered: Monday, July 10, 2017 08:52:07 Pacific Daylight Time

Printed: Monday, July 10, 2017 08:52:44 Pacific Daylight Time

Compound name: PFBA

	Name	ID	Acq.Date	Acq.Time
32	170707G3_32	1700821-01 MW1-0617 0.11022	07-Jul-17	22:46:57
33	170707G3_33	IPA	07-Jul-17	22:59:35
34	170707G3_34	ST170707G3-3 PFC CS3 17G0702	07-Jul-17	23:12:07
35	170707G3_35	IPA	07-Jul-17	23:24:36
36	170707G3_36	1700821-02 MW2-0617 0.11768	07-Jul-17	23:37:23
37	170707G3_37	1700821-03 MW2A-0617 0.12194	07-Jul-17	23:49:42
38	170707G3_38	1700821-04 Trip Blank 0.11714	08-Jul-17	00:02:15
39	170707G3_39	1700821-05 EB01-0617 0.11721	08-Jul-17	00:14:47
40	170707G3_40	1700776-01 MARCH-GW-044 0.12136	08-Jul-17	00:27:21
41	170707G3_41	1700776-02 MARCH-GW-045 0.11927	08-Jul-17	00:39:56
42	170707G3_42	1700776-03 MARCH-GW-046 0.11749	08-Jul-17	00:52:29
43	170707G3_43	1700793-01 PX-S34-GW-08S-0617 0.11916	08-Jul-17	01:04:58
44	170707G3_44	1700793-02 PX-S34-GW-08D-0617 0.11827	08-Jul-17	01:17:31
45	170707G3_45	B7F0135-MS1 Matrix Spike 0.11754	08-Jul-17	01:30:05
46	170707G3_46	B7F0135-MSD1 Matrix Spike Dup 0.1199	08-Jul-17	01:42:37
47	170707G3_47	1700793-03 PX-S34-GW-09-0617 0.11886	08-Jul-17	01:55:11
48	170707G3_48	IPA	08-Jul-17	02:07:45
49	170707G3_49	ST170707G3-4 PFC CS3 17G0702	08-Jul-17	02:20:17
50	170707G3_50	IPA	08-Jul-17	02:32:47
51	170707G3_51	1700793-04 PX-S34-GW-01-0617 0.11953	08-Jul-17	02:45:24
52	170707G3_52	1700793-05 PX-S34-EB01-062817-GW 0.11656	08-Jul-17	02:57:56
53	170707G3_53	1700793-06 PX-S34-GW-06-0617 0.12086	08-Jul-17	03:10:28
54	170707G3_54	1700793-07 PX-S34-GW-06P-0617 0.11277	08-Jul-17	03:22:58
55	170707G3_55	1700793-08 PX-S34-GW-10-0617 0.11911	08-Jul-17	03:35:31
56	170707G3_56	1700793-09 PX-S34-GW-11-0617 0.12073	08-Jul-17	03:48:04
57	170707G3_57	1700793-10 PX-S34-GW-03-0617 0.12331	08-Jul-17	04:00:38
58	170707G3_58	1700793-11 PX-S34-GW-02-0617 0.12343	08-Jul-17	04:13:11
59	170707G3_59	IPA	08-Jul-17	04:25:44
60	170707G3_60	ST170707G3-5 PFC CS3 17G0702	08-Jul-17	04:39:01
61	170707G3_61	IPA	08-Jul-17	04:51:14

Dataset: U:\G1.PRO\Results\2017\New folder\170707G3-34.qld

Last Altered: Monday, July 10, 2017 08:40:39 Pacific Daylight Time

Printed: Monday, July 10, 2017 08:50:42 Pacific Daylight Time

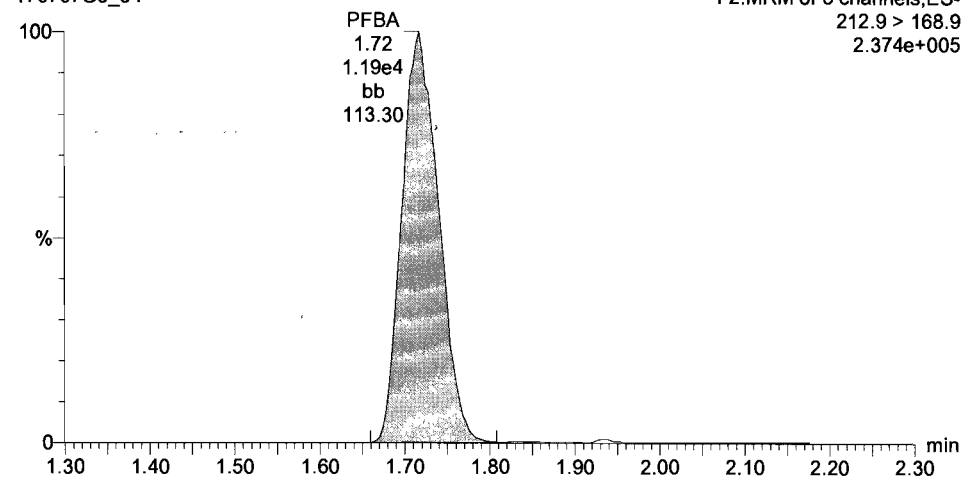
Method: U:\G1.pro\MethDB\PFAS_14or16_2trans_0630.mdb 30 Jun 2017 17:00:08

Calibration: U:\G1.pro\CurveDB\C18_VAL-PFC_Q1_6-30-17_L16_2Trans.cdb 30 Jun 2017 17:15:07

ID: ST170707G3-3 PFC CS3 17G0702, Description: PFC CS3 17G0702, Name: 170707G3_34, Date: 07-Jul-2017, Time: 23:12:07, Instrument: , Lab: , User:

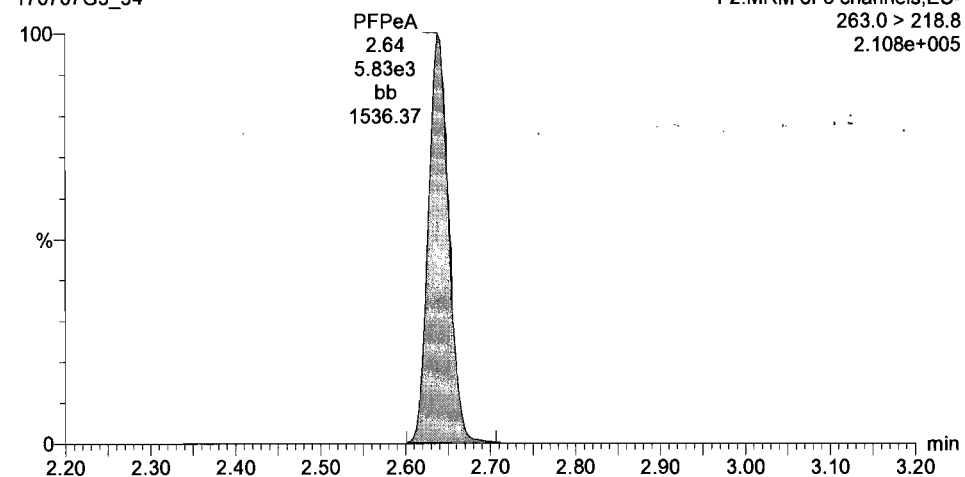
PFBA

170707G3_34



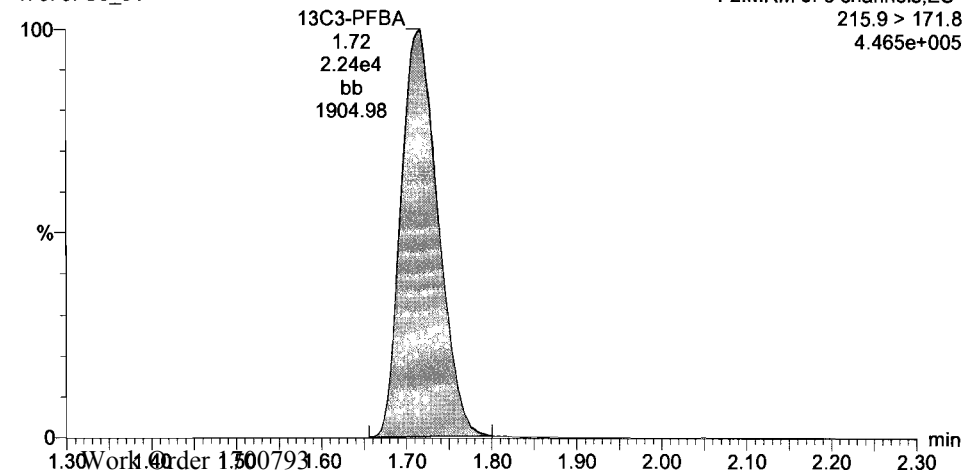
PFPeA

170707G3_34



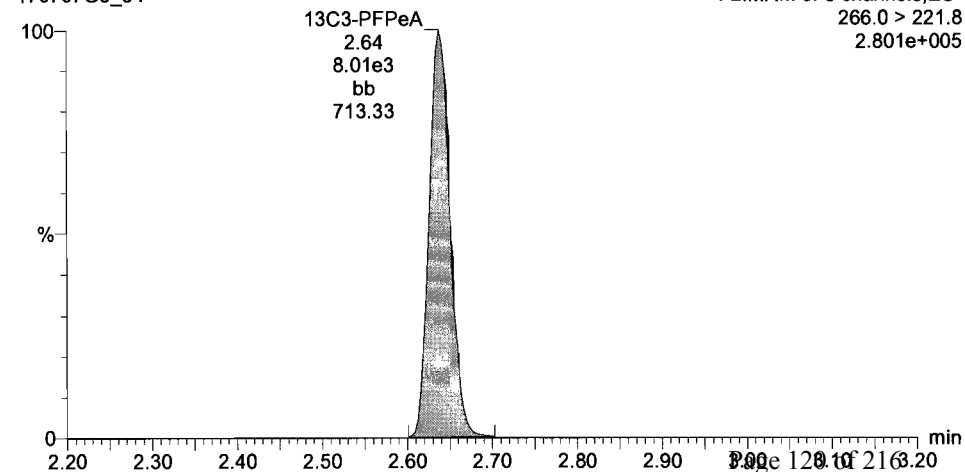
13C3-PFBA

170707G3_34



13C3-PFPeA

170707G3_34



Dataset: U:\G1.PRO\Results\2017\New folder\170707G3-34.qld

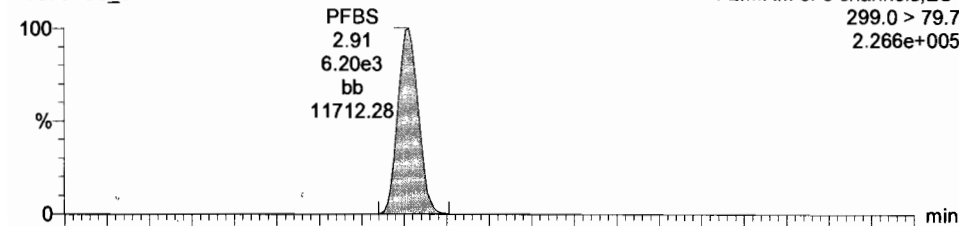
Last Altered: Monday, July 10, 2017 08:40:39 Pacific Daylight Time

Printed: Monday, July 10, 2017 08:50:42 Pacific Daylight Time

ID: ST170707G3-3 PFC CS3 17G0702, Description: PFC CS3 17G0702, Name: 170707G3_34, Date: 07-Jul-2017, Time: 23:12:07, Instrument: , Lab: , User:

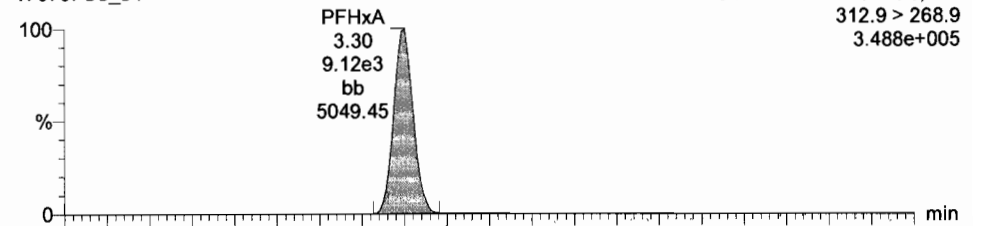
Total PFBS

170707G3_34

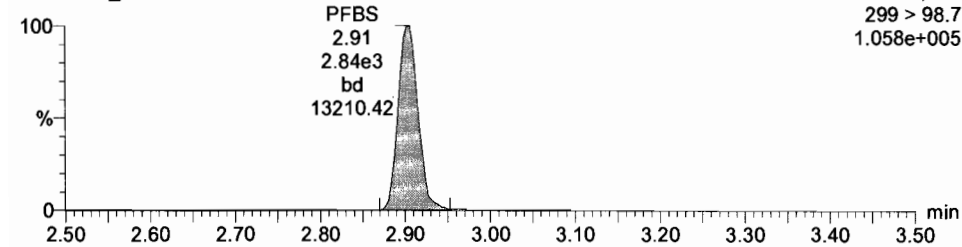


PFHxA

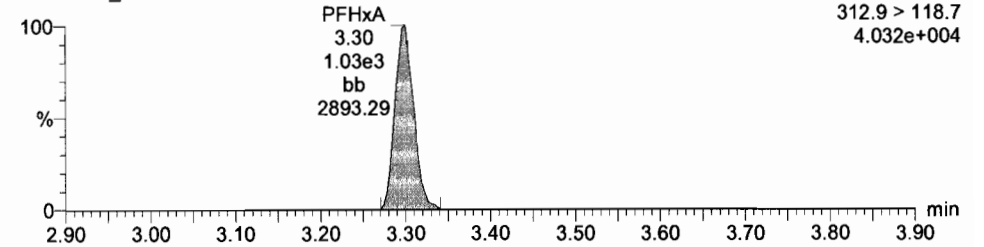
170707G3_34



170707G3_34

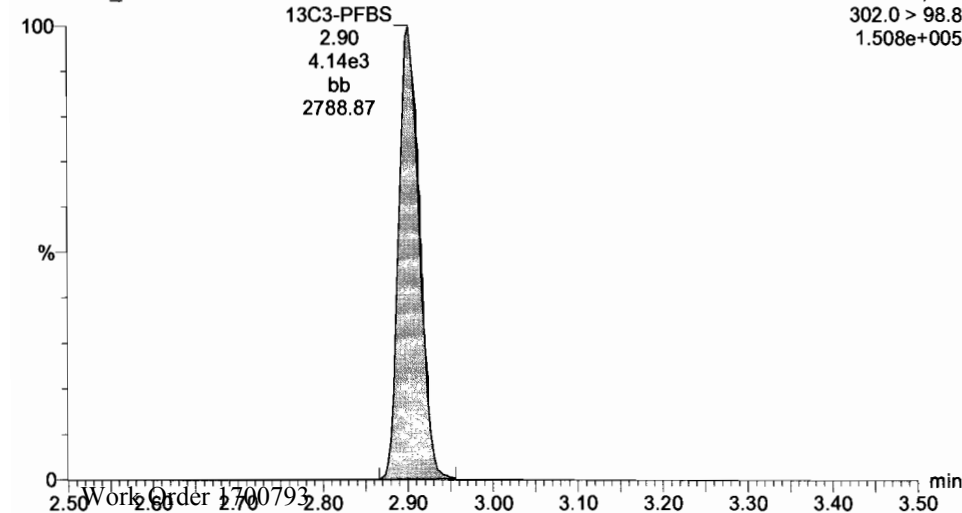


170707G3_34



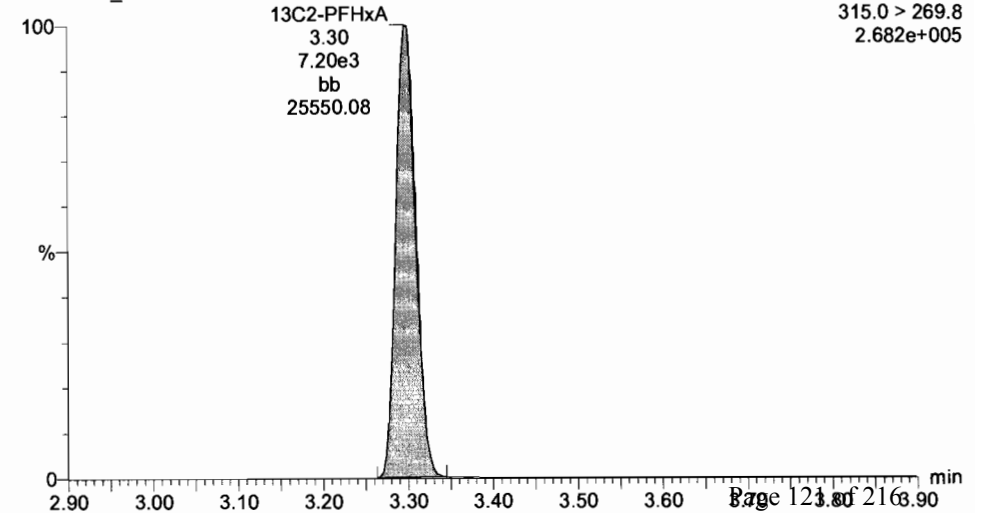
13C3-PFBS

170707G3_34



13C2-PFHxA

170707G3_34



Dataset: U:\G1.PRO\Results\2017\New folder\170707G3-34.qld

Last Altered: Monday, July 10, 2017 08:40:39 Pacific Daylight Time

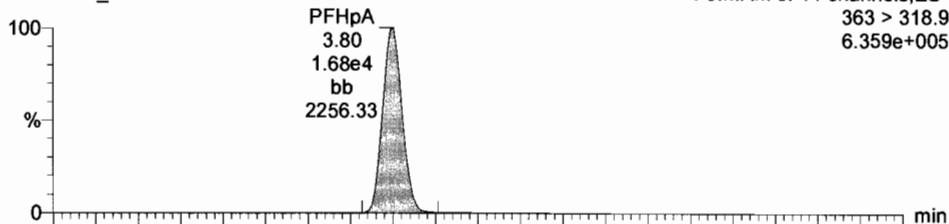
Printed: Monday, July 10, 2017 08:50:42 Pacific Daylight Time

ID: ST170707G3-3 PFC CS3 17G0702, Description: PFC CS3 17G0702, Name: 170707G3_34, Date: 07-Jul-2017, Time: 23:12:07, Instrument: , Lab: , User:

PFHpA

170707G3_34

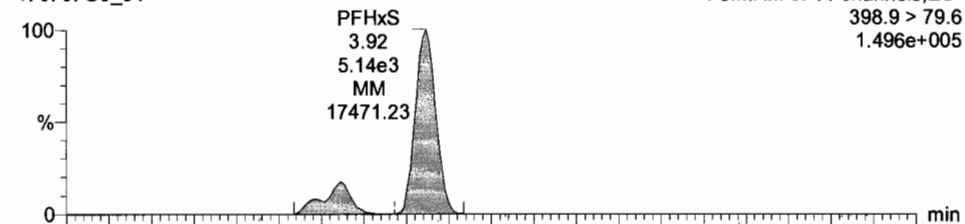
F3:MRM of 11 channels,ES-
363 > 318.9
6.359e+005



Total PFHxS

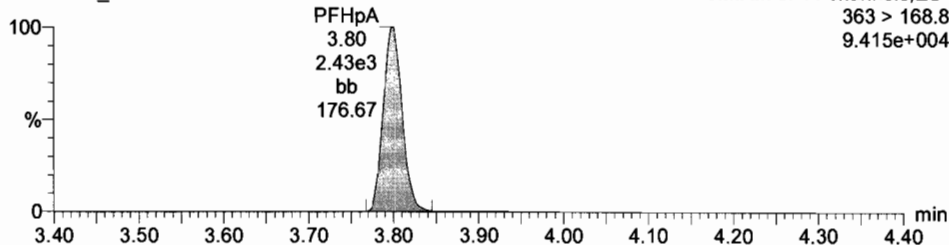
170707G3_34

F3:MRM of 11 channels,ES-
398.9 > 79.6
1.496e+005



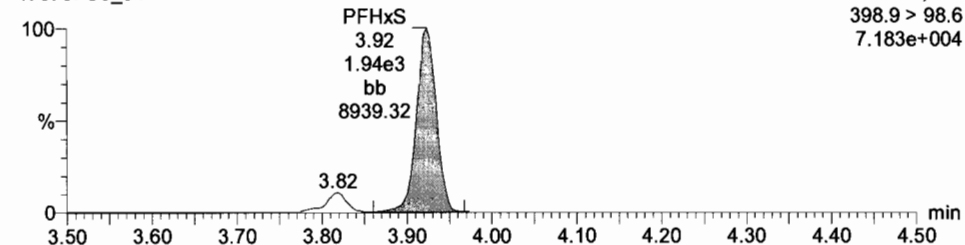
170707G3_34

F3:MRM of 11 channels,ES-
363 > 168.8
9.415e+004



170707G3_34

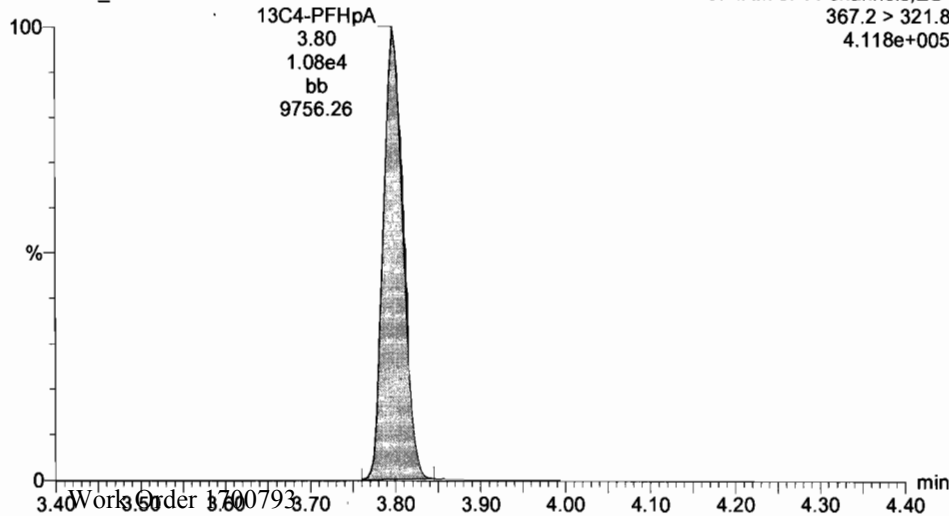
F3:MRM of 11 channels,ES-
398.9 > 98.6
7.183e+004



13C4-PFHpA

170707G3_34

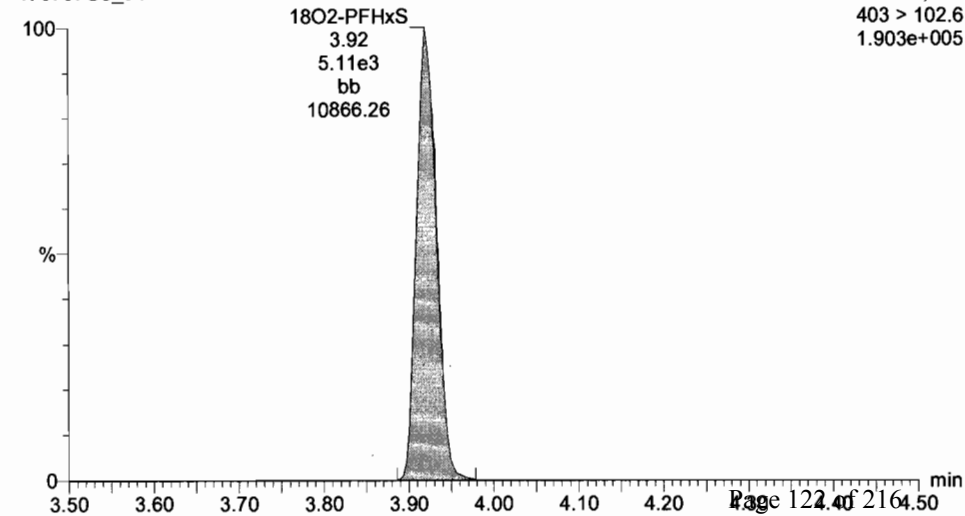
F3:MRM of 11 channels,ES-
367.2 > 321.8
4.118e+005



18O2-PFHxS

170707G3_34

F3:MRM of 11 channels,ES-
403 > 102.6
1.903e+005



Dataset: U:\G1.PRO\Results\2017\New folder\170707G3-34.qld

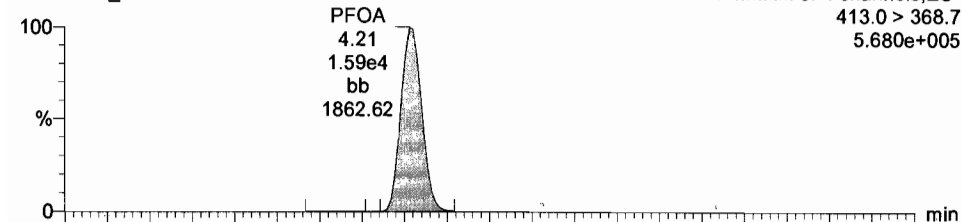
Last Altered: Monday, July 10, 2017 08:40:39 Pacific Daylight Time

Printed: Monday, July 10, 2017 08:50:42 Pacific Daylight Time

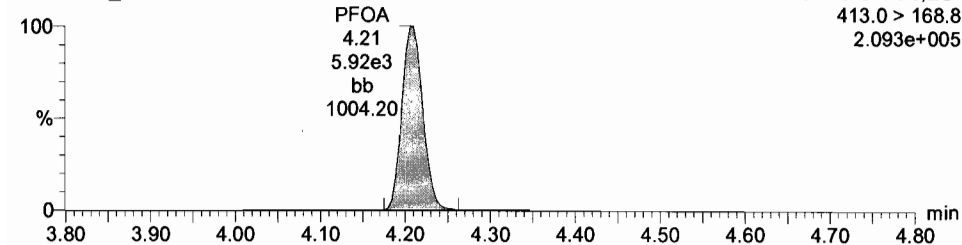
ID: ST170707G3-3 PFC CS3 17G0702, Description: PFC CS3 17G0702, Name: 170707G3_34, Date: 07-Jul-2017, Time: 23:12:07, Instrument: , Lab: , User:

Total PFOA

170707G3_34

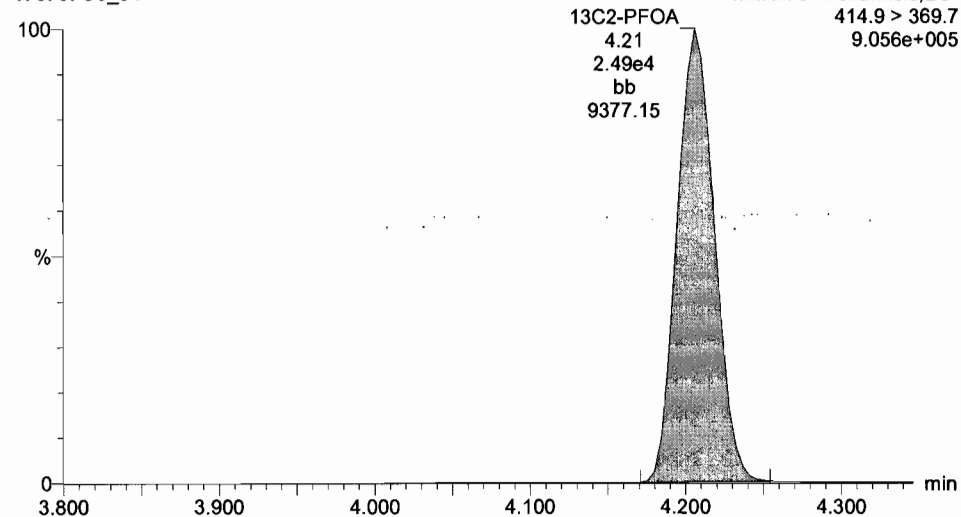


170707G3_34



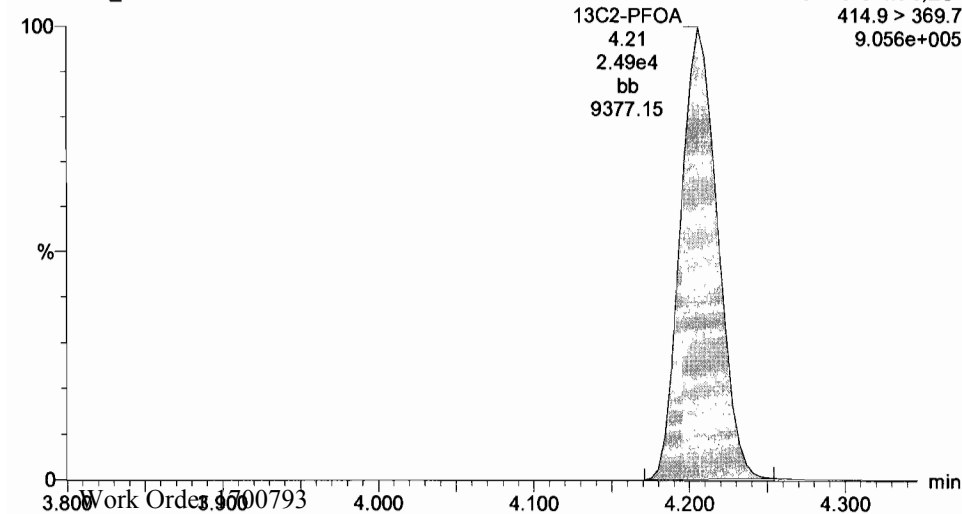
13C2-PFOA

170707G3_34



13C2-PFOA

170707G3_34



Dataset: U:\G1.PRO\Results\2017\New folder\170707G3-34.qld

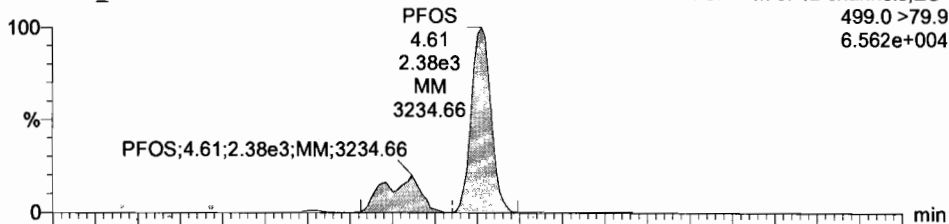
Last Altered: Monday, July 10, 2017 08:40:39 Pacific Daylight Time
Printed: Monday, July 10, 2017 08:50:42 Pacific Daylight Time

ID: ST170707G3-3 PFC CS3 17G0702, Description: PFC CS3 17G0702, Name: 170707G3_34, Date: 07-Jul-2017, Time: 23:12:07, Instrument: , Lab: , User:

Total PFOS

170707G3_34

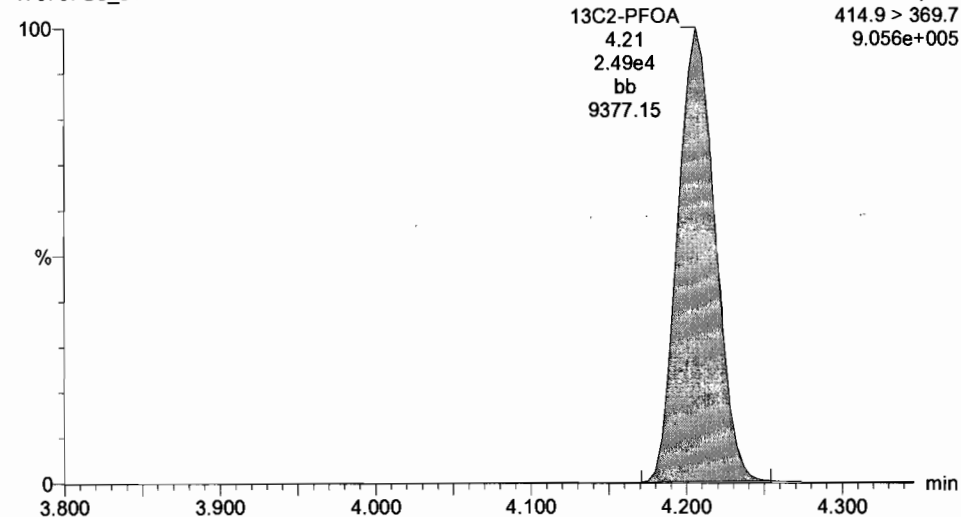
F5:MRM of 12 channels,ES-
499.0 > 79.9
6.562e+004



13C2-PFOA

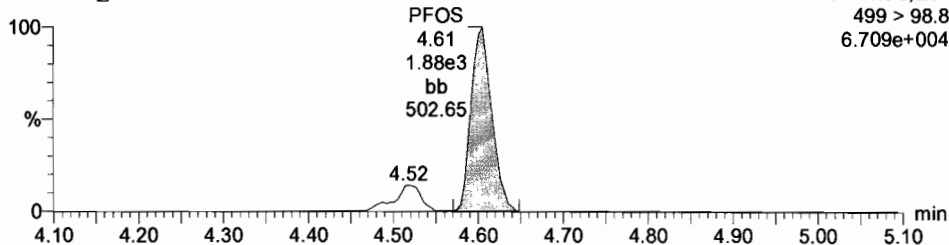
170707G3_34

F4:MRM of 4 channels,ES-
414.9 > 369.7
9.056e+005



170707G3_34

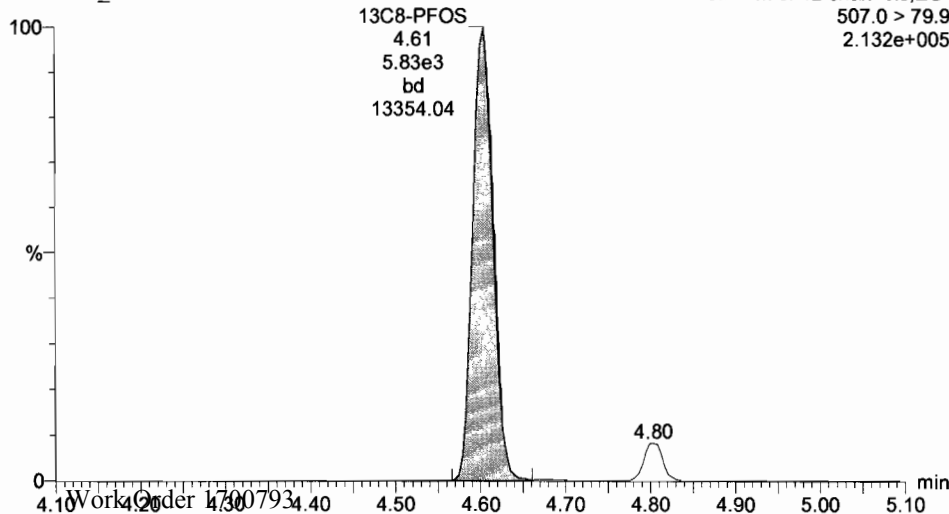
F5:MRM of 12 channels,ES-
499 > 98.8
6.709e+004



13C8-PFOS

170707G3_34

F5:MRM of 12 channels,ES-
507.0 > 79.9
2.132e+005



Dataset: U:\G1.PRO\Results\2017\New folder\170707G3-34.qld

Last Altered: Monday, July 10, 2017 08:40:39 Pacific Daylight Time

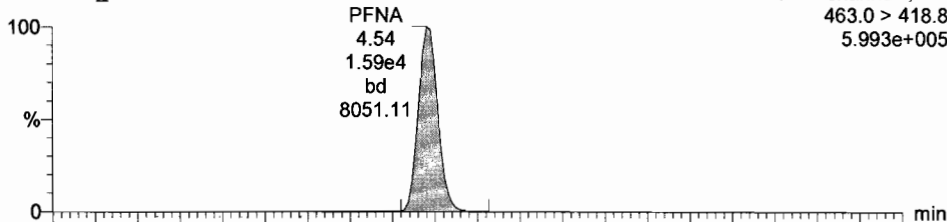
Printed: Monday, July 10, 2017 08:50:42 Pacific Daylight Time

ID: ST170707G3-3 PFC CS3 17G0702, Description: PFC CS3 17G0702, Name: 170707G3_34, Date: 07-Jul-2017, Time: 23:12:07, Instrument: , Lab: , User:

PFNA

170707G3_34

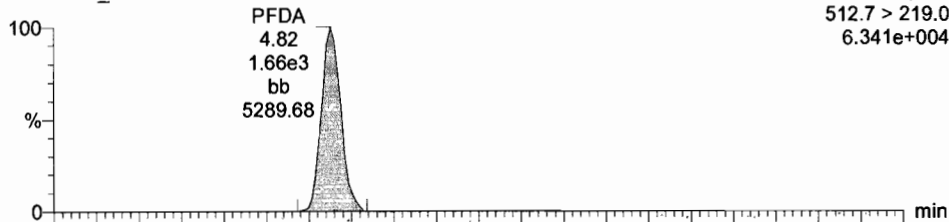
F5:MRM of 12 channels,ES-
463.0 > 418.8
5.993e+005



PFDA

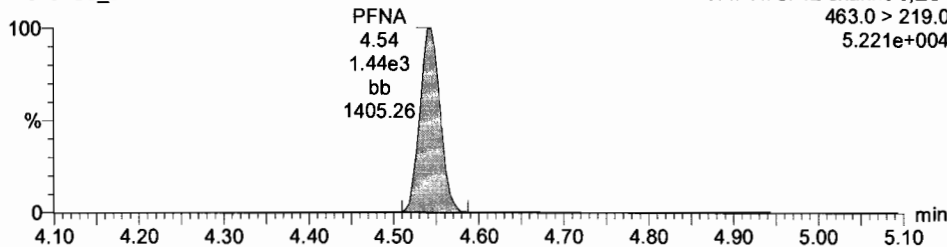
170707G3_34

F5:MRM of 12 channels,ES-
512.7 > 219.0
6.341e+004



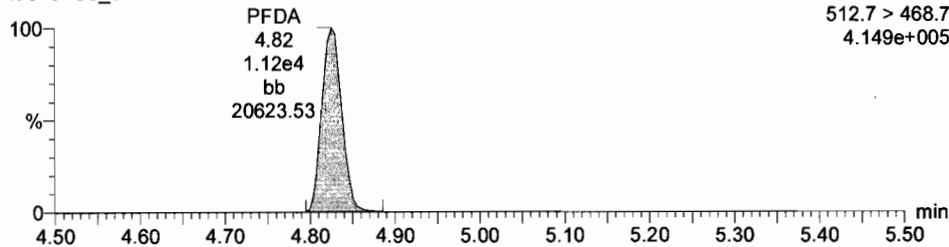
170707G3_34

F5:MRM of 12 channels,ES-
463.0 > 219.0
5.221e+004



170707G3_34

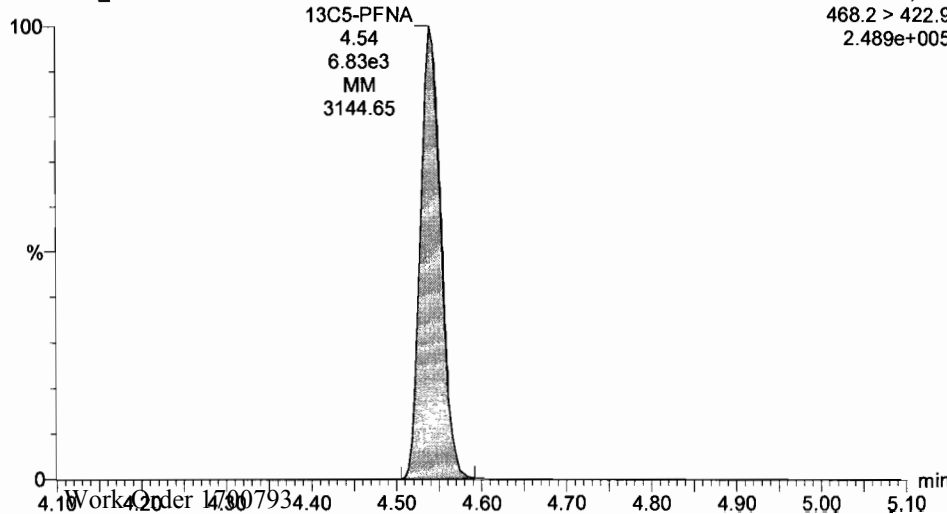
F5:MRM of 12 channels,ES-
512.7 > 468.7
4.149e+005



13C5-PFNA

170707G3_34

F5:MRM of 12 channels,ES-
468.2 > 422.9
2.489e+005



Dataset: U:\G1.PRO\Results\2017\New folder\170707G3-34.qld

Last Altered: Monday, July 10, 2017 08:40:39 Pacific Daylight Time

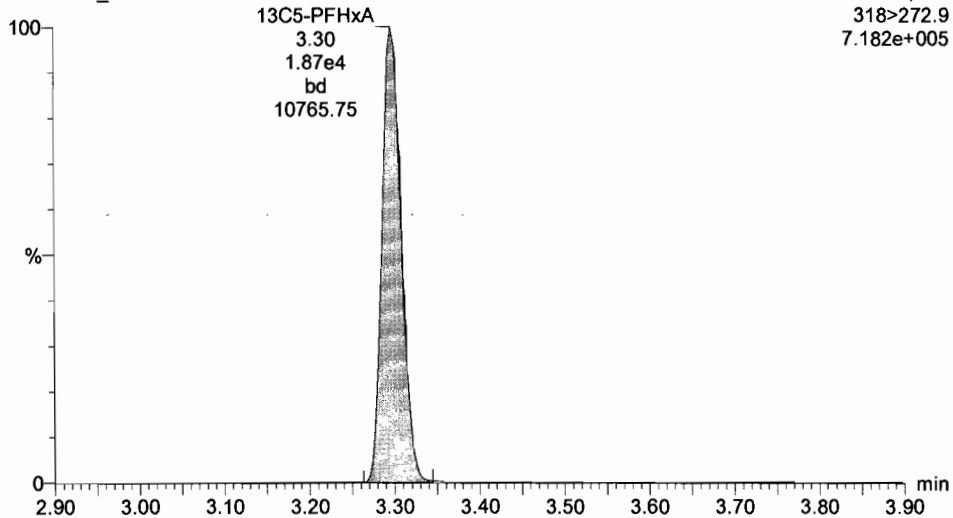
Printed: Monday, July 10, 2017 08:50:42 Pacific Daylight Time

ID: ST170707G3-3 PFC CS3 17G0702, Description: PFC CS3 17G0702, Name: 170707G3_34, Date: 07-Jul-2017, Time: 23:12:07, Instrument: , Lab: , User:

13C5-PFHxA

170707G3_34

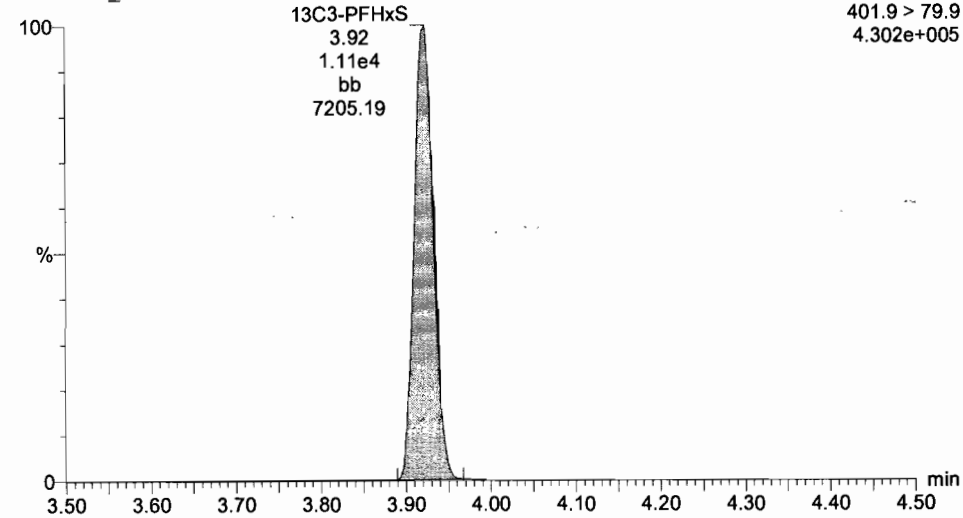
F3:MRM of 11 channels,ES-
318>272.9
7.182e+005



13C3-PFHxS

170707G3_34

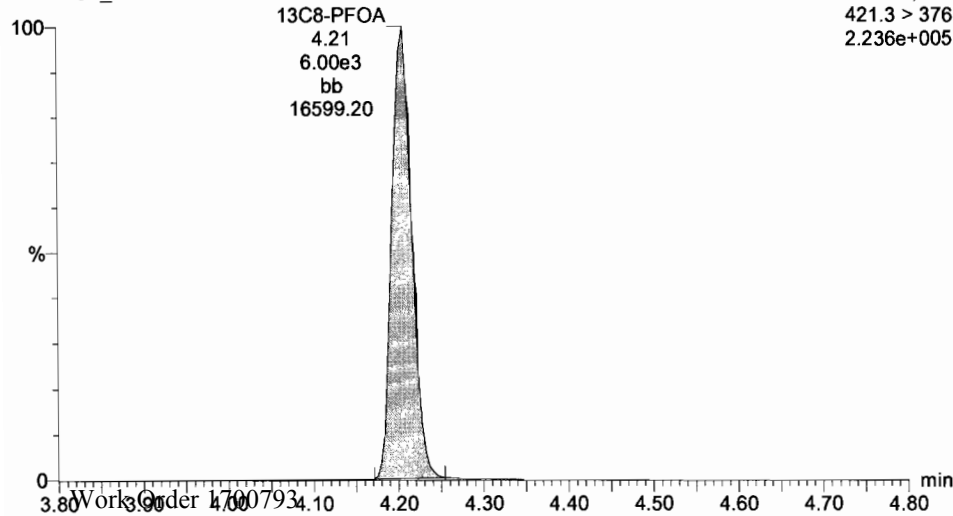
F3:MRM of 11 channels,ES-
401.9 > 79.9
4.302e+005



13C8-PFOA

170707G3_34

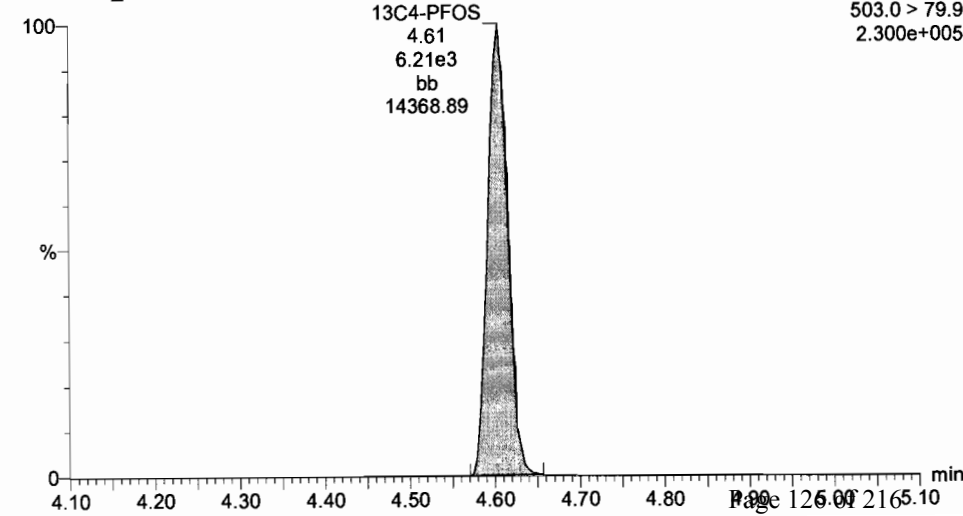
F4:MRM of 4 channels,ES-
421.3 > 376
2.236e+005



13C4-PFOS

170707G3_34

F5:MRM of 12 channels,ES-
503.0 > 79.9
2.300e+005



Dataset: U:\G1.PRO\Results\2017\New folder\170707G3-34.qld

Last Altered: Monday, July 10, 2017 08:40:39 Pacific Daylight Time

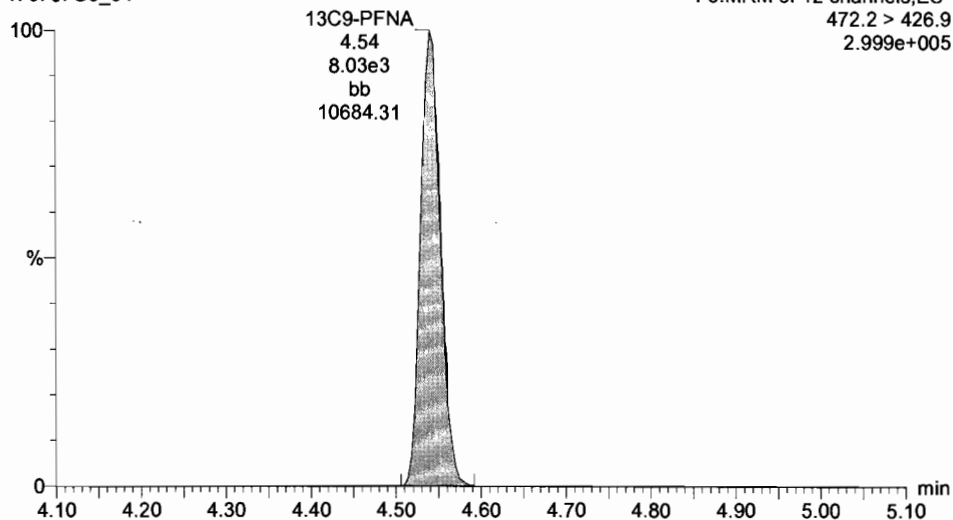
Printed: Monday, July 10, 2017 08:50:42 Pacific Daylight Time

ID: ST170707G3-3 PFC CS3 17G0702, Description: PFC CS3 17G0702, Name: 170707G3_34, Date: 07-Jul-2017, Time: 23:12:07, Instrument: , Lab: , User:

13C9-PFNA

170707G3_34

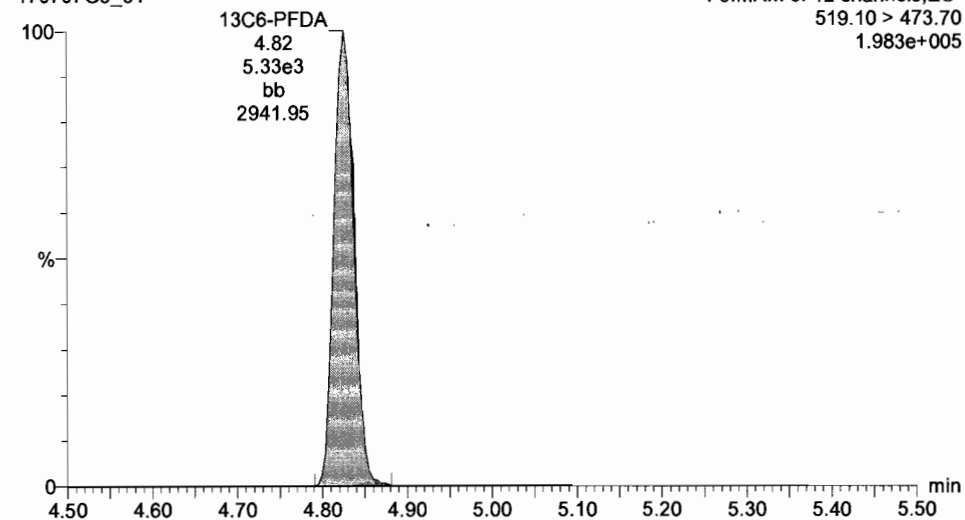
F5:MRM of 12 channels,ES-
472.2 > 426.9
2.999e+005



13C6-PFDA

170707G3_34

F5:MRM of 12 channels,ES-
519.10 > 473.70
1.983e+005



Dataset: U:\G1.PRO\Results\2017\New folder\170707G3-49.qld

Last Altered: Monday, July 10, 2017 08:41:29 Pacific Daylight Time

Printed: Monday, July 10, 2017 08:51:05 Pacific Daylight Time

Method: U:\G1.pro\MethDB\PFAS_14or16_2trans_0630.mdb 30 Jun 2017 17:00:08

Calibration: U:\G1.pro\CurveDB\C18_VAL-PFC_Q1_6-30-17_L16_2Trans.cdb 30 Jun 2017 17:15:07

Name: 170707G3_49, Date: 08-Jul-2017, Time: 02:20:17, ID: ST170707G3-4 PFC CS3 17G0702, Description: PFC CS3 17G0702

#	Name	Trace	Response	IS Resp	RRF	Wt/Vol	RT	Conc	%Rec
1	1 PFBA	212.9 > 168.9	1.20e4	2.08e4		1.000	1.73	7.60	76.0
2	2 PFPeA	263.0 > 218.8	6.17e3	8.39e3		1.000	2.65	10.4	103.7
3	3 PFBS	299.0 > 79.7	6.63e3	4.56e3		1.000	2.91	10.1	101.4
4	4 PFHxA	312.9 > 268.9	9.62e3	7.84e3		1.000	3.30	9.35	93.5
5	5 PFHpA	363 > 318.9	1.75e4	1.10e4		1.000	3.80	9.25	92.5
6	6 PFHxS	398.9 > 79.6	5.16e3	5.55e3		1.000	3.93	9.98	99.8
7	7 PFOA	413.0 > 368.7	1.58e4	2.46e4		1.000	4.22	9.29	92.9
8	8 PFNA	463.0 > 418.8	1.53e4	6.70e3		1.000	4.55	12.2	121.8
9	9 PFOS	499.0 > 79.9	2.38e3	6.12e3		1.000	4.61	9.58	95.8
10	10 PFDA	512.7 > 219.0	1.50e3	1.16e4		1.000	4.83	9.10	91.0
11	11 13C3-PFBA	215.9 > 171.8	2.08e4	1.65e4	1.052	1.000	1.73	15.0	119.7
12	12 13C3-PFBS	302.0 > 98.8	4.56e3	1.81e4	0.281	1.000	2.91	11.2	89.5
13	13 13C3-PFPeA	266.0 > 221.8	8.39e3	1.81e4	0.462	1.000	2.65	12.5	100.3
14	14 13C2-PFHxA	315.0 > 269.8	7.84e3	1.81e4	0.406	1.000	3.30	13.3	106.5
15	15 13C4-PFHpA	367.2 > 321.8	1.10e4	1.81e4	0.564	1.000	3.80	13.4	107.3
16	16 18O2-PFHxS	403 > 102.6	5.55e3	1.03e4	0.501	1.000	3.93	13.4	107.5
17	17 13C2-PFOA	414.9 > 369.7	2.46e4	5.96e3	3.020	1.000	4.21	17.1	136.6
18	18 13C5-PFNA	468.2 > 422.9	6.70e3	7.14e3	0.880	1.000	4.54	13.3	106.7
19	19 13C2-PFDA	514.8 > 469.7	1.16e4	4.97e3	2.292	1.000	4.83	12.7	101.7
20	20 13C8-PFOS	507.0 > 79.9	6.12e3	6.26e3	1.031	1.000	4.61	11.8	94.7
21	21 13C4-PFBA	216.9 > 171.8	1.65e4	1.65e4	1.000	1.000	1.74	12.5	100.0
22	22 13C5-PFHxA	318 > 272.9	1.81e4	1.81e4	1.000	1.000	3.30	12.5	100.0
23	23 13C3-PFHxS	401.9 > 79.9	1.03e4	1.03e4	1.000	1.000	3.93	12.5	100.0
24	24 13C8-PFOA	421.3 > 376	5.96e3	5.96e3	1.000	1.000	4.21	12.5	100.0
25	25 13C9-PFNA	472.2 > 426.9	7.14e3	7.14e3	1.000	1.000	4.54	12.5	100.0
26	26 13C4-PFOS	503.0 > 79.9	6.26e3	6.26e3	1.000	1.000	4.61	12.5	100.0
27	27 13C6-PFDA	519.10 > 47...	4.97e3	4.97e3	1.000	1.000	4.83	12.5	100.0

75-125
60-150
50-150
60-150

you 7/10/17

Dataset: Untitled

Last Altered: Monday, July 10, 2017 08:52:07 Pacific Daylight Time

Printed: Monday, July 10, 2017 08:52:44 Pacific Daylight Time

Method: U:\G1.pro\MethDB\PFAS_14or16_2trans_0630.mdb 30 Jun 2017 17:00:08
Calibration: U:\G1.pro\CurveDB\C18_VAL-PFC_Q1_6-30-17_L16_2Trans.cdb 30 Jun 2017 17:15:07

Compound name: PFBA

Name	ID	Acq.Date	Acq.Time
170707G3_1	IPA	07-Jul-17	16:14:49
170707G3_2	ST170707G3-1 PFC CS3 17G0702	07-Jul-17	16:27:05
170707G3_3	IPA	07-Jul-17	16:39:44
170707G3_4	B7F0098-BS1 OPR 0.25	07-Jul-17	16:52:21
170707G3_5	B7F0098-BS2 OPR 0.25	07-Jul-17	17:04:52
170707G3_6	B7G0012-BS1 OPR 0.125	07-Jul-17	17:17:46
170707G3_7	B7F0135-BS1 OPR 0.125	07-Jul-17	17:30:17
170707G3_8	IPA	07-Jul-17	17:42:51
170707G3_9	B7F0098-BLK1 Method Blank 0.25	07-Jul-17	17:55:25
170707G3_10	B7G0012-BLK1 Method Blank 0.125	07-Jul-17	18:08:22
170707G3_11	B7F0135-BLK1 Method Blank 0.125	07-Jul-17	18:20:55
170707G3_12	1700751-01 NH0100960_I 0.26671	07-Jul-17	18:33:32
170707G3_13	1700751-02 NH0100960_E 0.26731	07-Jul-17	18:46:03
170707G3_14	1700751-03 NH0100901_I 0.25586	07-Jul-17	18:58:35
170707G3_15	1700751-04 NH0100901_E 0.24676	07-Jul-17	19:11:08
170707G3_16	1700751-05 NH0100668_I 0.22406	07-Jul-17	19:23:42
170707G3_17	1700751-06 NH0100668_E 0.26874	07-Jul-17	19:36:11
170707G3_18	1700751-07 NH0101303_I 0.24427	07-Jul-17	19:48:47
170707G3_19	1700751-08 NH0101303_E 0.2607	07-Jul-17	20:01:17
170707G3_20	IPA	07-Jul-17	20:13:50
170707G3_21	ST170707G3-2 PFC CS3 17G0702	07-Jul-17	20:26:25
170707G3_22	IPA	07-Jul-17	20:39:30
170707G3_23	1700751-09 NH0101311_I 0.26361	07-Jul-17	20:51:43
170707G3_24	1700751-10 NH0101311_E 0.26805	07-Jul-17	21:04:15
170707G3_25	1700752-01 STP-MW-71-061917 0.11805	07-Jul-17	21:16:49
170707G3_26	1700752-02 STP-MW-72-061917 0.11999	07-Jul-17	21:29:21
170707G3_27	1700752-03 STP-MW-73-061917 0.1198	07-Jul-17	21:41:55
170707G3_28	1700752-04 STP-MW-70-062017 0.12092	07-Jul-17	21:54:24
170707G3_29	1700752-05 STP-MW-34-062017 0.12151	07-Jul-17	22:08:33
170707G3_30	1700752-06 STP-EB3-061917 0.12064	07-Jul-17	22:21:50
170707G3_31	1700752-07 STP-EB4-062017 0.12336	07-Jul-17	22:34:25

Dataset: Untitled

Last Altered: Monday, July 10, 2017 08:52:07 Pacific Daylight Time

Printed: Monday, July 10, 2017 08:52:44 Pacific Daylight Time

Compound name: PFBA

	Name	ID	Acq.Date	Acq.Time
32	170707G3_32	1700821-01 MW1-0617 0.11022	07-Jul-17	22:46:57
33	170707G3_33	IPA	07-Jul-17	22:59:35
34	170707G3_34	ST170707G3-3 PFC CS3 17G0702	07-Jul-17	23:12:07
35	170707G3_35	IPA	07-Jul-17	23:24:36
36	170707G3_36	1700821-02 MW2-0617 0.11768	07-Jul-17	23:37:23
37	170707G3_37	1700821-03 MW2A-0617 0.12194	07-Jul-17	23:49:42
38	170707G3_38	1700821-04 Trip Blank 0.11714	08-Jul-17	00:02:15
39	170707G3_39	1700821-05 EB01-0617 0.11721	08-Jul-17	00:14:47
40	170707G3_40	1700776-01 MARCH-GW-044 0.12136	08-Jul-17	00:27:21
41	170707G3_41	1700776-02 MARCH-GW-045 0.11927	08-Jul-17	00:39:56
42	170707G3_42	1700776-03 MARCH-GW-046 0.11749	08-Jul-17	00:52:29
43	170707G3_43	1700793-01 PX-S34-GW-08S-0617 0.11916	08-Jul-17	01:04:58
44	170707G3_44	1700793-02 PX-S34-GW-08D-0617 0.11827	08-Jul-17	01:17:31
45	170707G3_45	B7F0135-MS1 Matrix Spike 0.11754	08-Jul-17	01:30:05
46	170707G3_46	B7F0135-MSD1 Matrix Spike Dup 0.1199	08-Jul-17	01:42:37
47	170707G3_47	1700793-03 PX-S34-GW-09-0617 0.11886	08-Jul-17	01:55:11
48	170707G3_48	IPA	08-Jul-17	02:07:45
49	170707G3_49	ST170707G3-4 PFC CS3 17G0702	08-Jul-17	02:20:17
50	170707G3_50	IPA	08-Jul-17	02:32:47
51	170707G3_51	1700793-04 PX-S34-GW-01-0617 0.11953	08-Jul-17	02:45:24
52	170707G3_52	1700793-05 PX-S34-EB01-062817-GW 0.11656	08-Jul-17	02:57:56
53	170707G3_53	1700793-06 PX-S34-GW-06-0617 0.12086	08-Jul-17	03:10:28
54	170707G3_54	1700793-07 PX-S34-GW-06P-0617 0.11277	08-Jul-17	03:22:58
55	170707G3_55	1700793-08 PX-S34-GW-10-0617 0.11911	08-Jul-17	03:35:31
56	170707G3_56	1700793-09 PX-S34-GW-11-0617 0.12073	08-Jul-17	03:48:04
57	170707G3_57	1700793-10 PX-S34-GW-03-0617 0.12331	08-Jul-17	04:00:38
58	170707G3_58	1700793-11 PX-S34-GW-02-0617 0.12343	08-Jul-17	04:13:11
59	170707G3_59	IPA	08-Jul-17	04:25:44
60	170707G3_60	ST170707G3-5 PFC CS3 17G0702	08-Jul-17	04:39:01
61	170707G3_61	IPA	08-Jul-17	04:51:14

Dataset: U:\G1.PRO\Results\2017\New folder\170707G3-49.qld

Last Altered: Monday, July 10, 2017 08:41:29 Pacific Daylight Time

Printed: Monday, July 10, 2017 08:51:16 Pacific Daylight Time

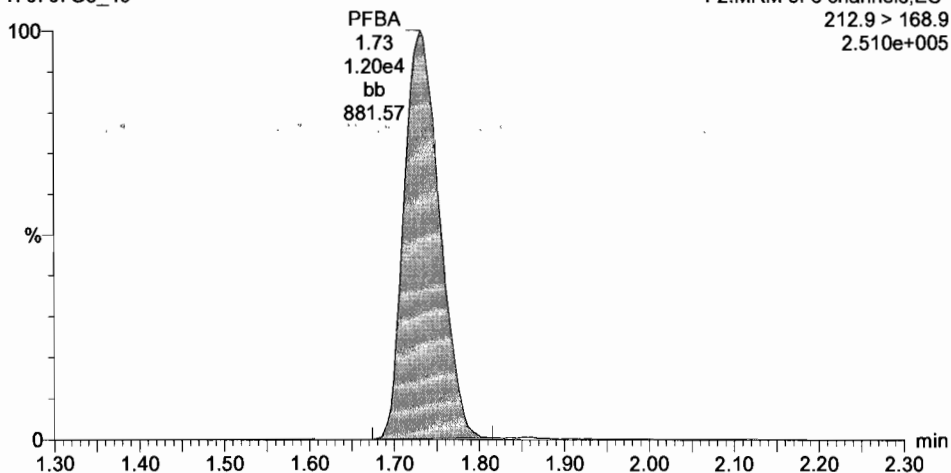
Method: U:\G1.pro\MethDB\PFAS_14or16_2trans_0630.mdb 30 Jun 2017 17:00:08

Calibration: U:\G1.pro\CurveDB\C18_VAL-PFC_Q1_6-30-17_L16_2Trans.cdb 30 Jun 2017 17:15:07

ID: ST170707G3-4 PFC CS3 17G0702, Description: PFC CS3 17G0702, Name: 170707G3_49, Date: 08-Jul-2017, Time: 02:20:17, Instrument: , Lab: , User:

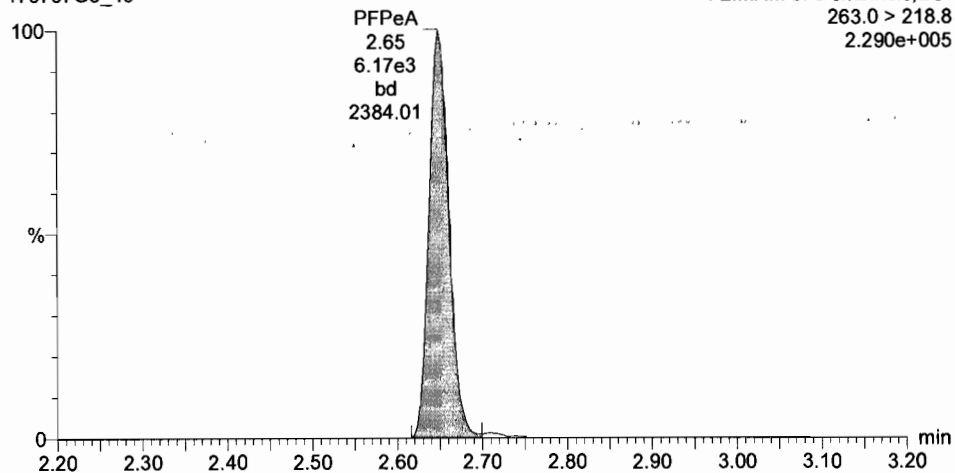
PFBA

170707G3_49



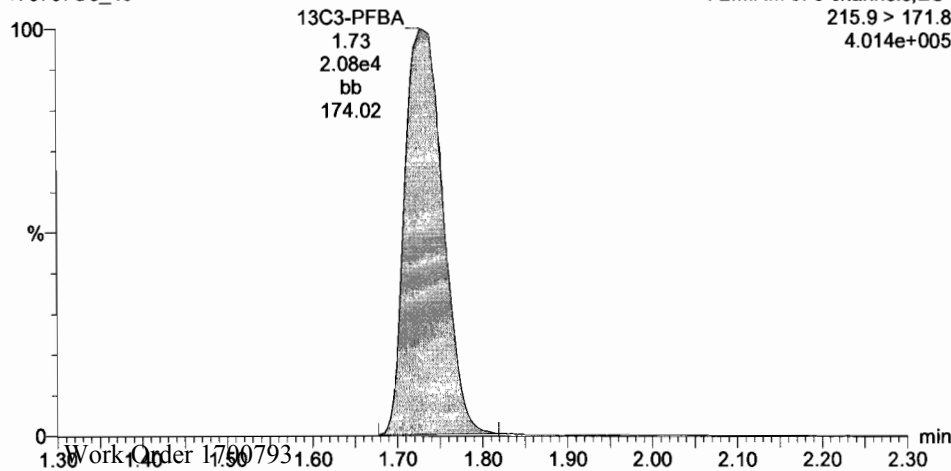
PFPeA

170707G3_49



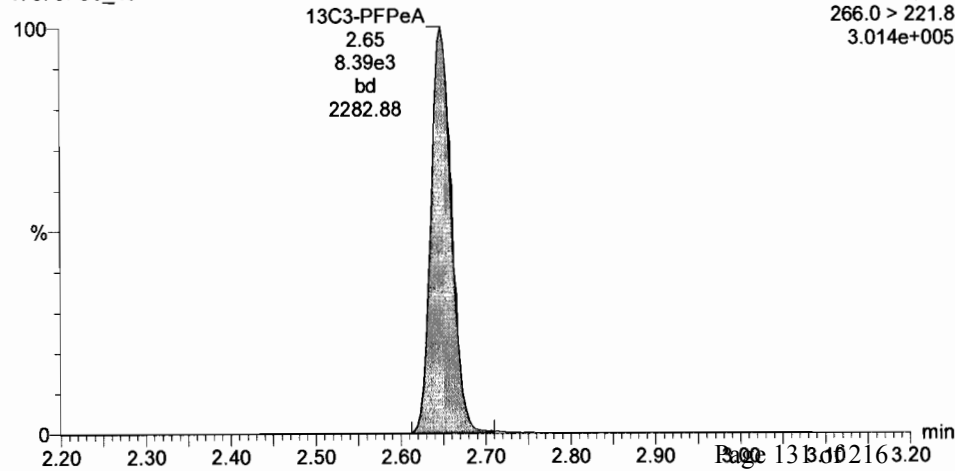
13C3-PFBA

170707G3_49



13C3-PFPeA

170707G3_49



Dataset: U:\G1.PRO\Results\2017\New folder\170707G3-49.qld

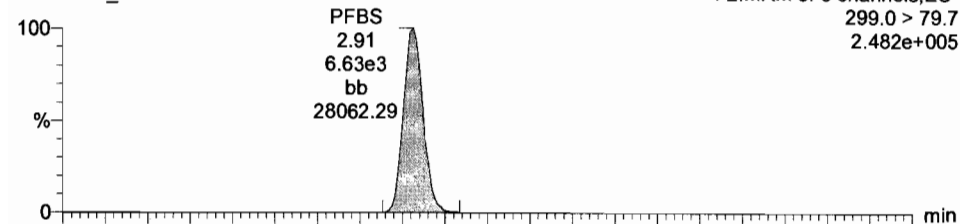
Last Altered: Monday, July 10, 2017 08:41:29 Pacific Daylight Time

Printed: Monday, July 10, 2017 08:51:16 Pacific Daylight Time

ID: ST170707G3-4 PFC CS3 17G0702, Description: PFC CS3 17G0702, Name: 170707G3_49, Date: 08-Jul-2017, Time: 02:20:17, Instrument: , Lab: , User:

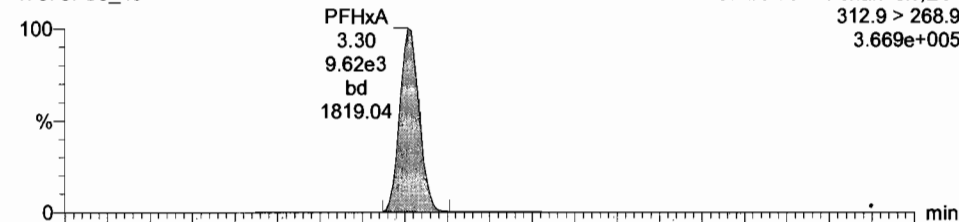
Total PFBS

170707G3_49

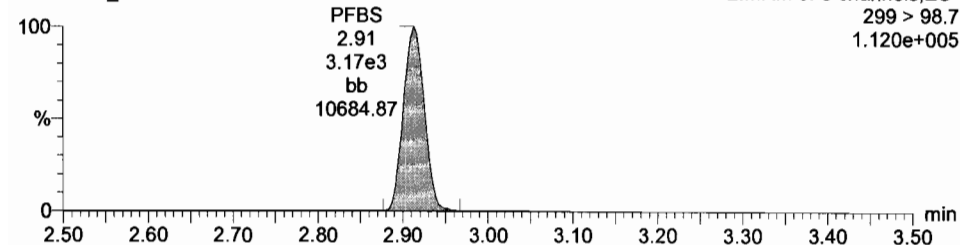


PFHxA

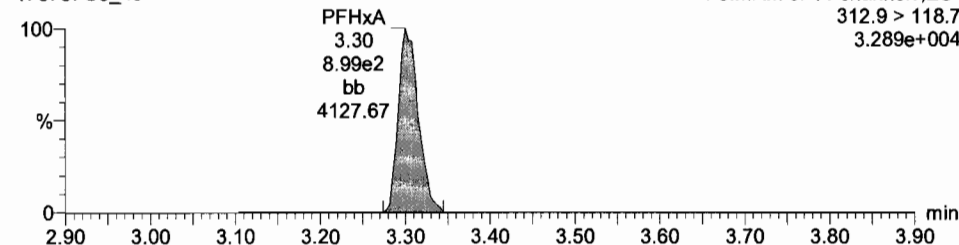
170707G3_49



170707G3_49

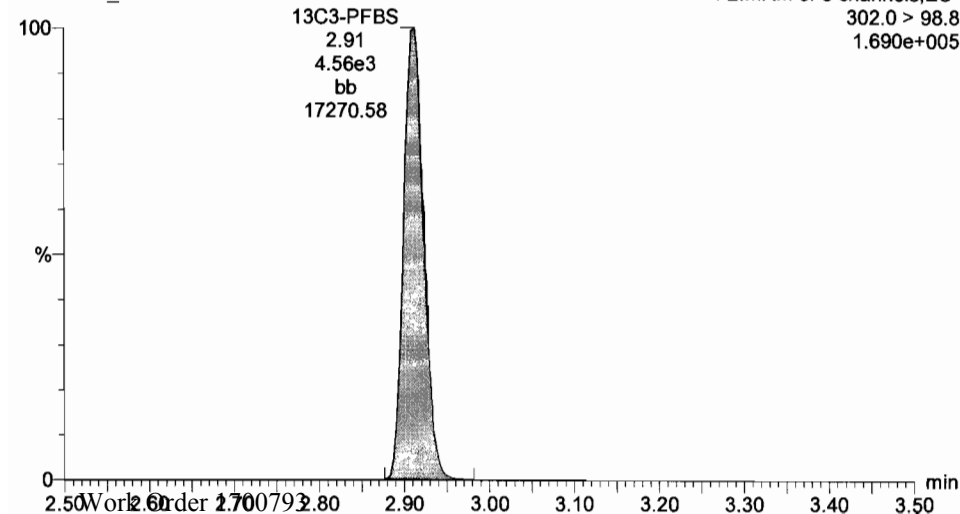


170707G3_49



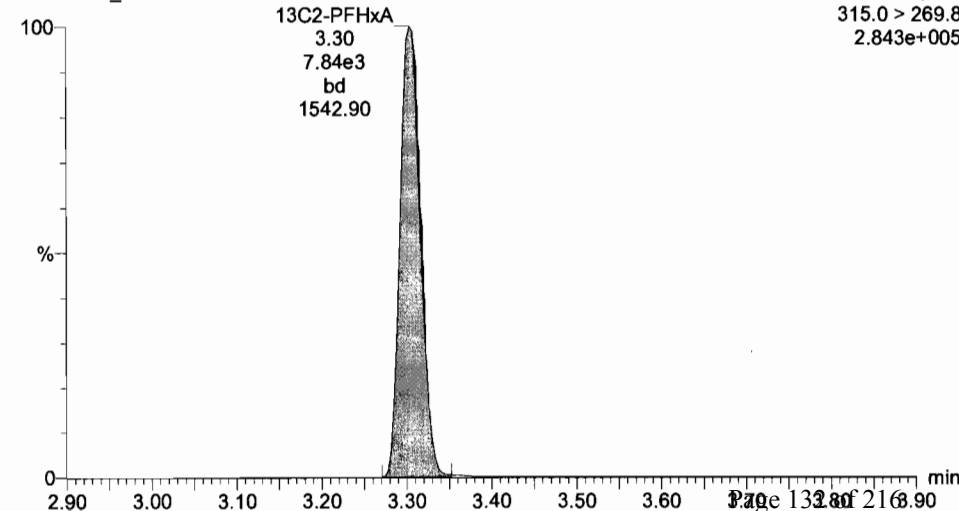
13C3-PFBS

170707G3_49



13C2-PFHxA

170707G3_49



Dataset: U:\G1.PRO\Results\2017\New folder\170707G3-49.qld

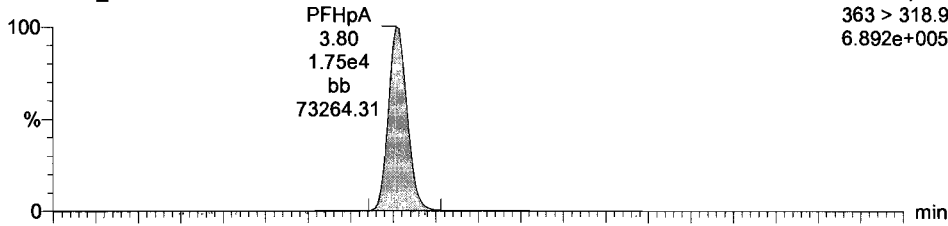
Last Altered: Monday, July 10, 2017 08:41:29 Pacific Daylight Time
Printed: Monday, July 10, 2017 08:51:16 Pacific Daylight Time

ID: ST170707G3-4 PFC CS3 17G0702, Description: PFC CS3 17G0702, Name: 170707G3_49, Date: 08-Jul-2017, Time: 02:20:17, Instrument: , Lab: , User:

PFHpA

170707G3_49

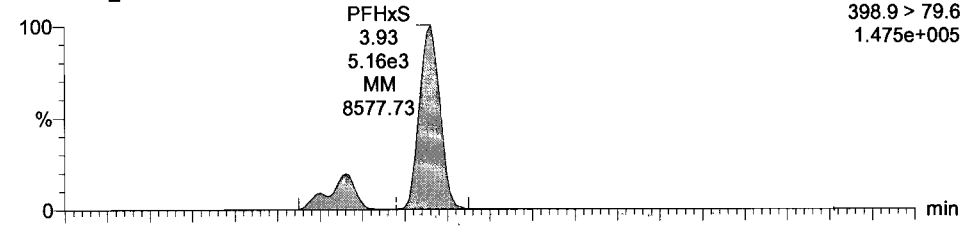
F3:MRM of 11 channels,ES-
363 > 318.9
6.892e+005



Total PFHxS

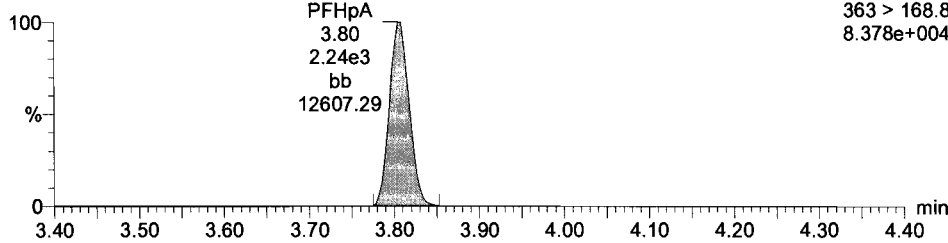
170707G3_49

F3:MRM of 11 channels,ES-
398.9 > 79.6
1.475e+005



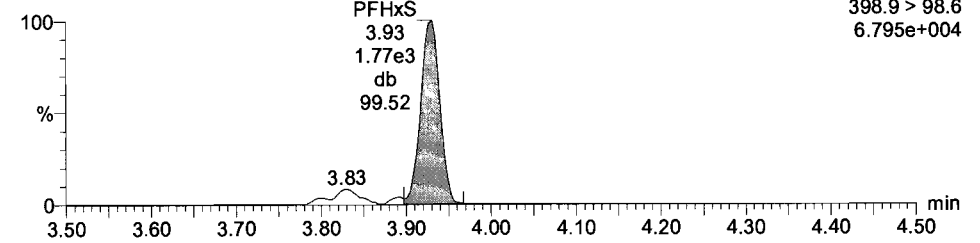
170707G3_49

F3:MRM of 11 channels,ES-
363 > 168.8
8.378e+004



170707G3_49

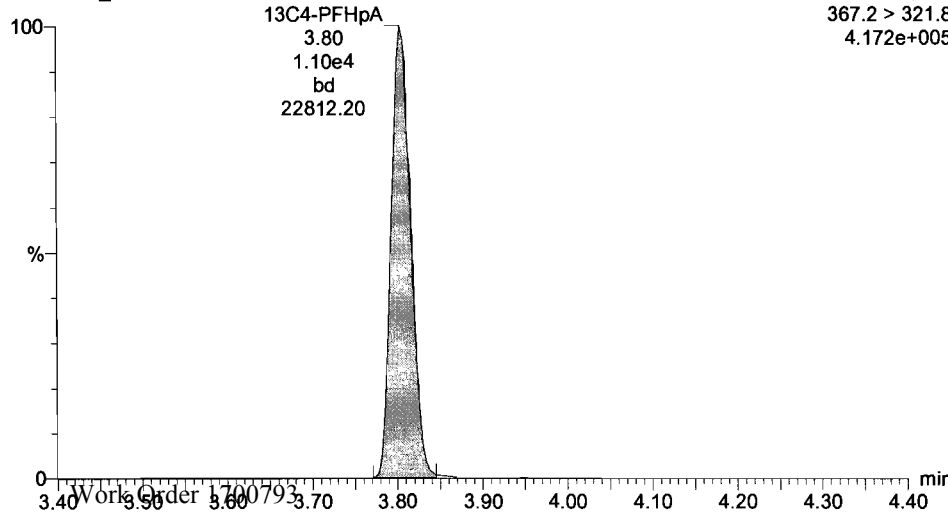
F3:MRM of 11 channels,ES-
398.9 > 98.6
6.795e+004



13C4-PFHpA

170707G3_49

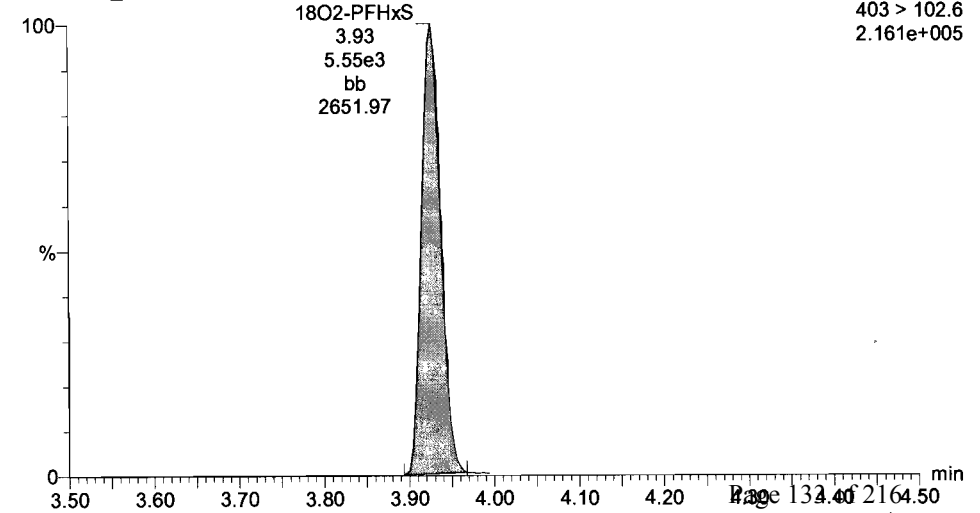
F3:MRM of 11 channels,ES-
367.2 > 321.8
4.172e+005



18O2-PFHxS

170707G3_49

F3:MRM of 11 channels,ES-
403 > 102.6
2.161e+005



Dataset: U:\G1.PRO\Results\2017\New folder\170707G3-49.qld

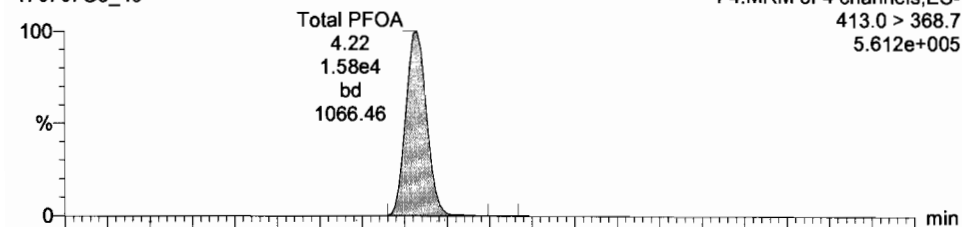
Last Altered: Monday, July 10, 2017 08:41:29 Pacific Daylight Time

Printed: Monday, July 10, 2017 08:51:16 Pacific Daylight Time

ID: ST170707G3-4 PFC CS3 17G0702, Description: PFC CS3 17G0702, Name: 170707G3_49, Date: 08-Jul-2017, Time: 02:20:17, Instrument: , Lab: , User:

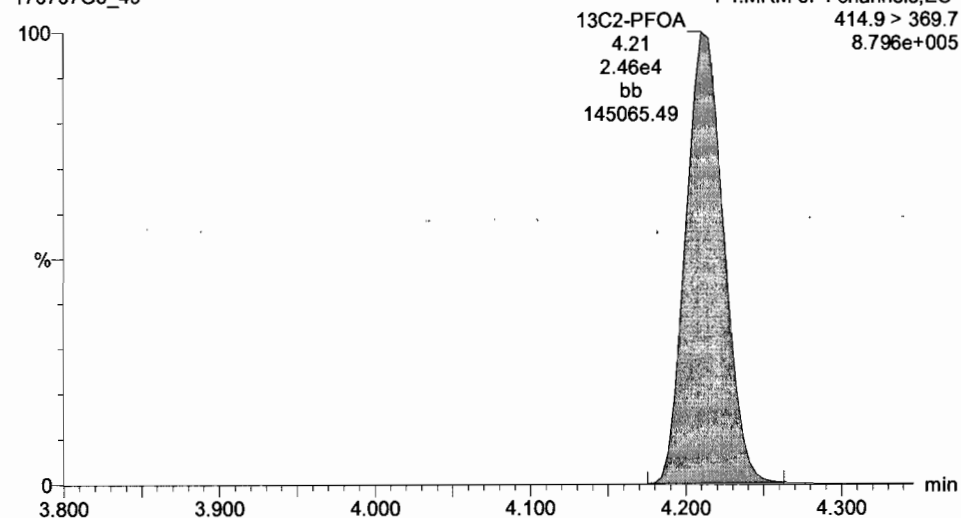
Total PFOA

170707G3_49

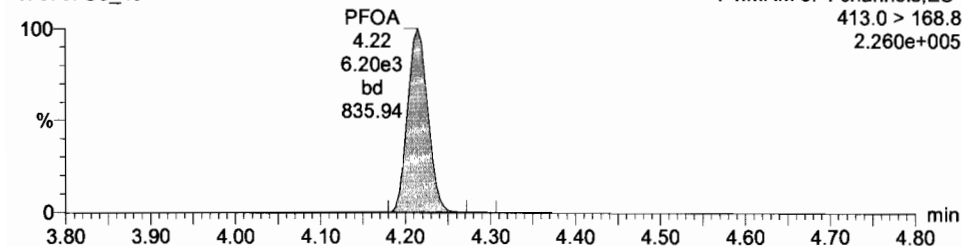


13C2-PFOA

170707G3_49

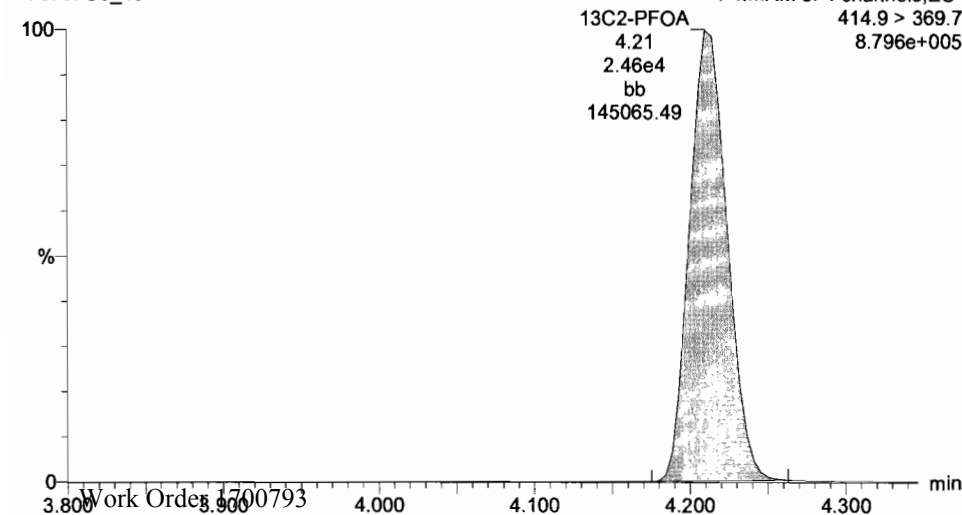


170707G3_49



13C2-PFOA

170707G3_49



Dataset: U:\G1.PRO\Results\2017\New folder\170707G3-49.qld

Last Altered: Monday, July 10, 2017 08:41:29 Pacific Daylight Time

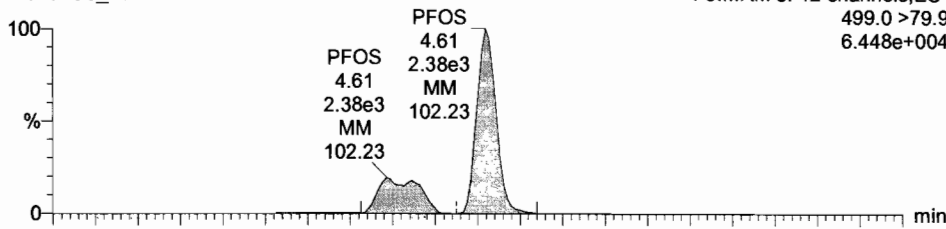
Printed: Monday, July 10, 2017 08:51:16 Pacific Daylight Time

ID: ST170707G3-4 PFC CS3 17G0702, Description: PFC CS3 17G0702, Name: 170707G3_49, Date: 08-Jul-2017, Time: 02:20:17, Instrument: , Lab: , User:

Total PFOS

170707G3_49

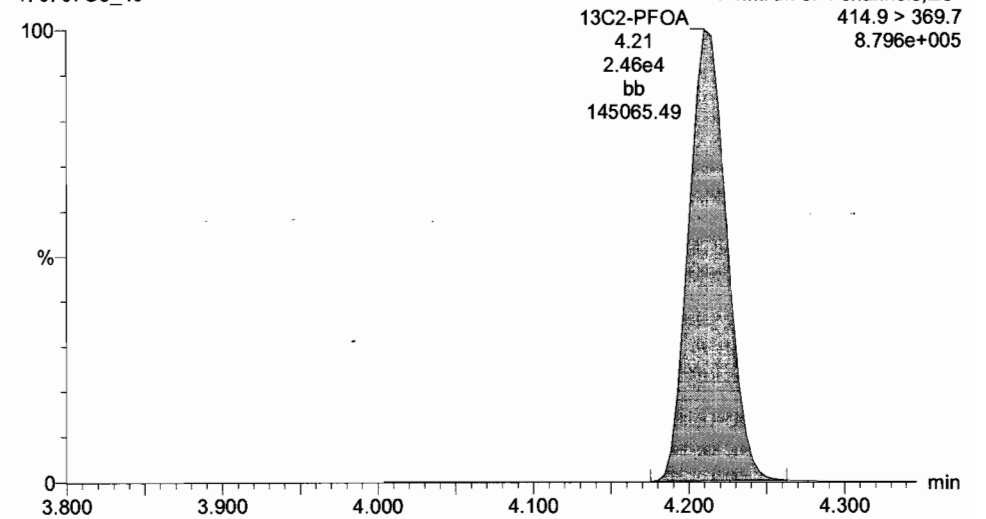
F5:MRM of 12 channels,ES-
499.0 > 79.9
6.448e+004



13C2-PFOA

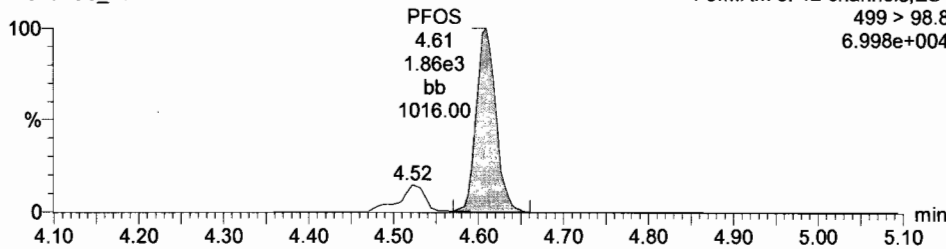
170707G3_49

F4:MRM of 4 channels,ES-
414.9 > 369.7
8.796e+005



170707G3_49

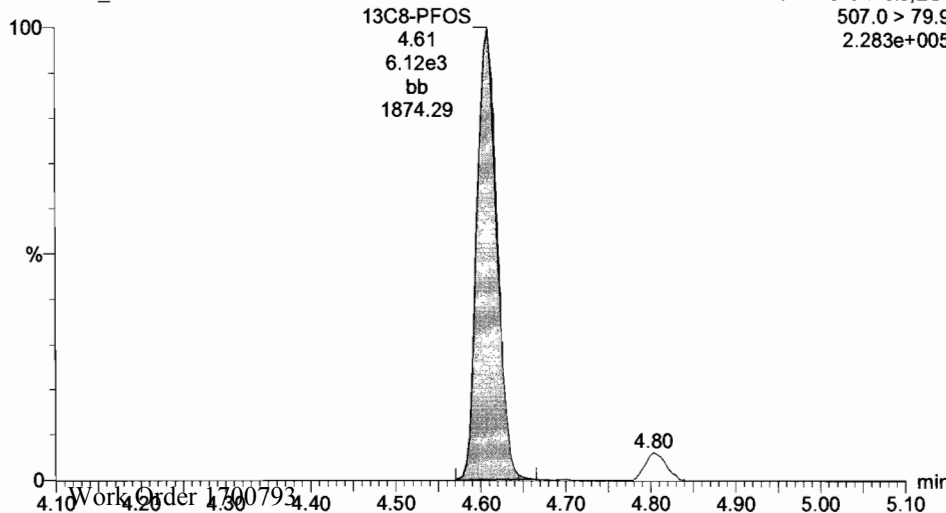
F5:MRM of 12 channels,ES-
499 > 98.8
6.998e+004



13C8-PFOS

170707G3_49

F5:MRM of 12 channels,ES-
507.0 > 79.9
2.283e+005



Dataset: U:\G1.PRO\Results\2017\New folder\170707G3-49.qld

Last Altered: Monday, July 10, 2017 08:41:29 Pacific Daylight Time

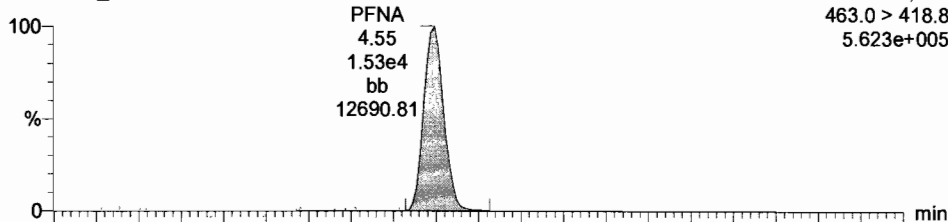
Printed: Monday, July 10, 2017 08:51:16 Pacific Daylight Time

ID: ST170707G3-4 PFC CS3 17G0702, Description: PFC CS3 17G0702, Name: 170707G3_49, Date: 08-Jul-2017, Time: 02:20:17, Instrument: , Lab: , User:

PFNA

170707G3_49

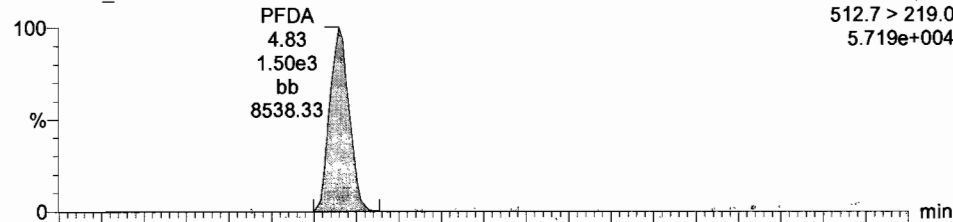
F5:MRM of 12 channels,ES-
463.0 > 418.8
5.623e+005



PFDA

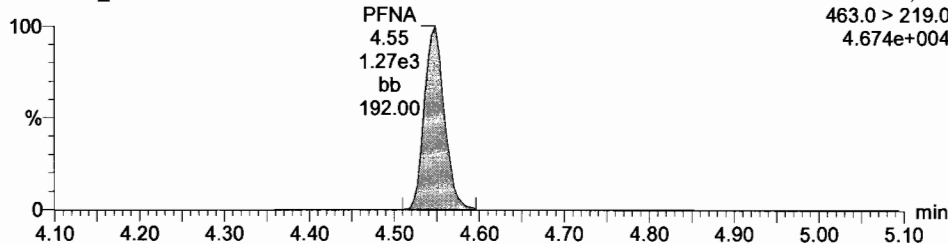
170707G3_49

F5:MRM of 12 channels,ES-
512.7 > 219.0
5.719e+004



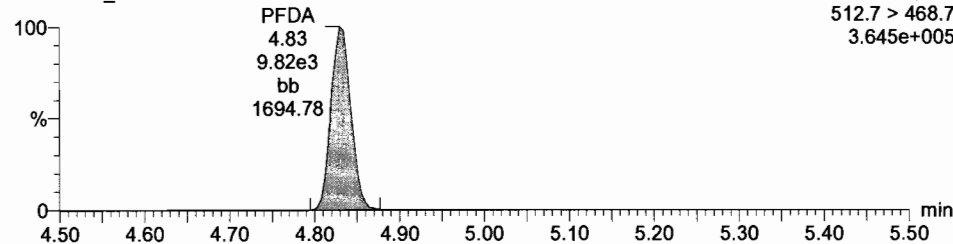
170707G3_49

F5:MRM of 12 channels,ES-
463.0 > 219.0
4.674e+004



170707G3_49

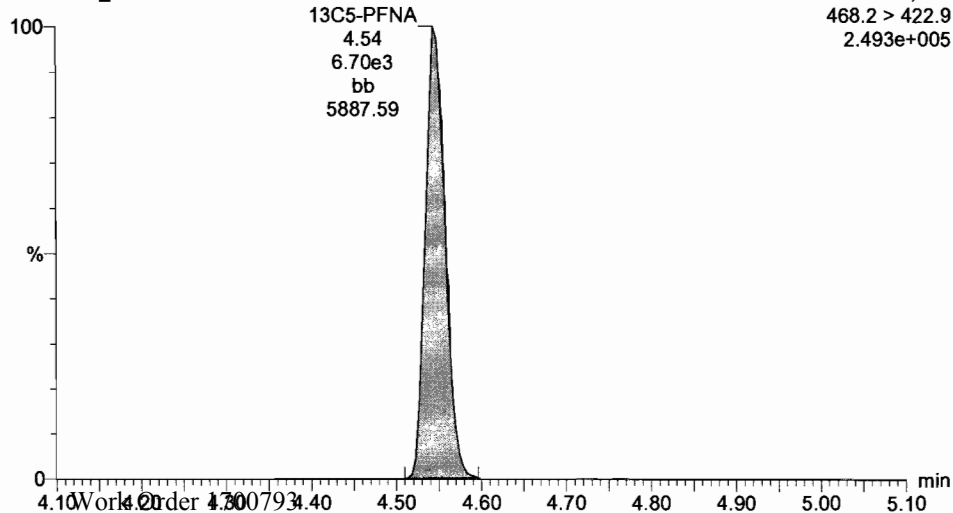
F5:MRM of 12 channels,ES-
512.7 > 468.7
3.645e+005



13C5-PFNA

170707G3_49

F5:MRM of 12 channels,ES-
468.2 > 422.9
2.493e+005



Dataset: U:\G1.PRO\Results\2017\New folder\170707G3-49.qld

Last Altered: Monday, July 10, 2017 08:41:29 Pacific Daylight Time

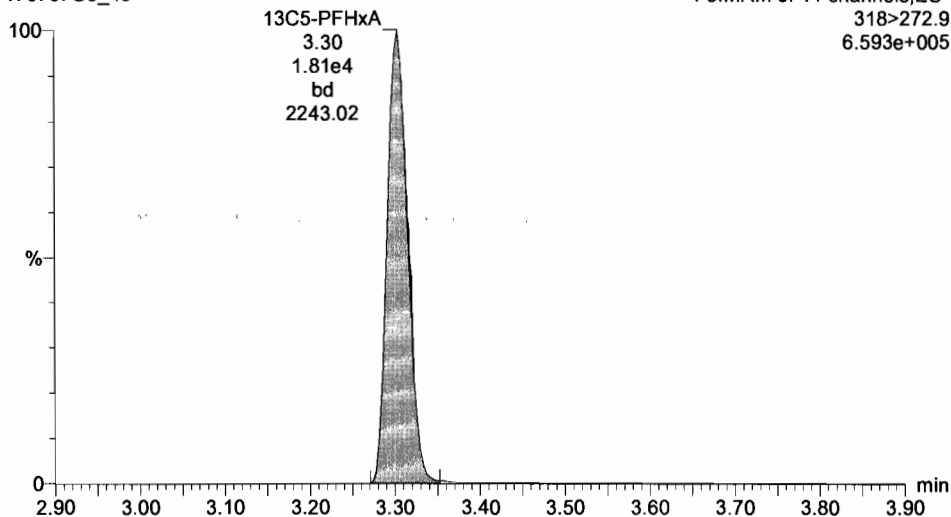
Printed: Monday, July 10, 2017 08:51:16 Pacific Daylight Time

ID: ST170707G3-4 PFC CS3 17G0702, Description: PFC CS3 17G0702, Name: 170707G3_49, Date: 08-Jul-2017, Time: 02:20:17, Instrument: , Lab: , User:

13C5-PFHxA

170707G3_49

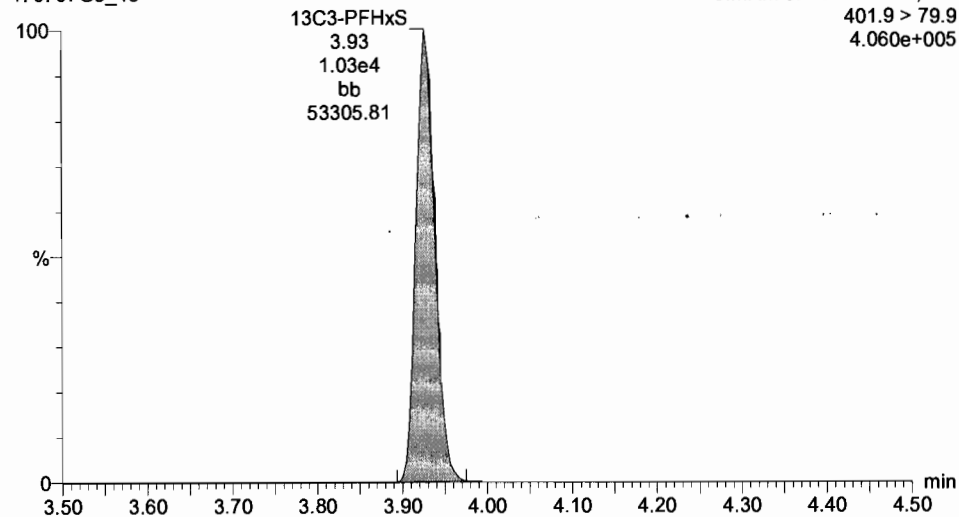
F3:MRM of 11 channels,ES-
318>272.9
6.593e+005



13C3-PFHxS

170707G3_49

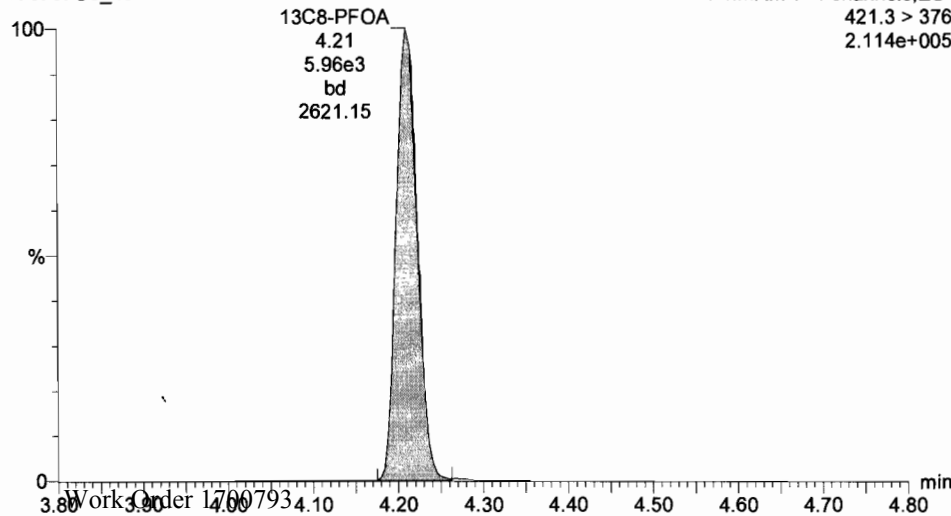
F3:MRM of 11 channels,ES-
401.9 > 79.9
4.060e+005



13C8-PFOA

170707G3_49

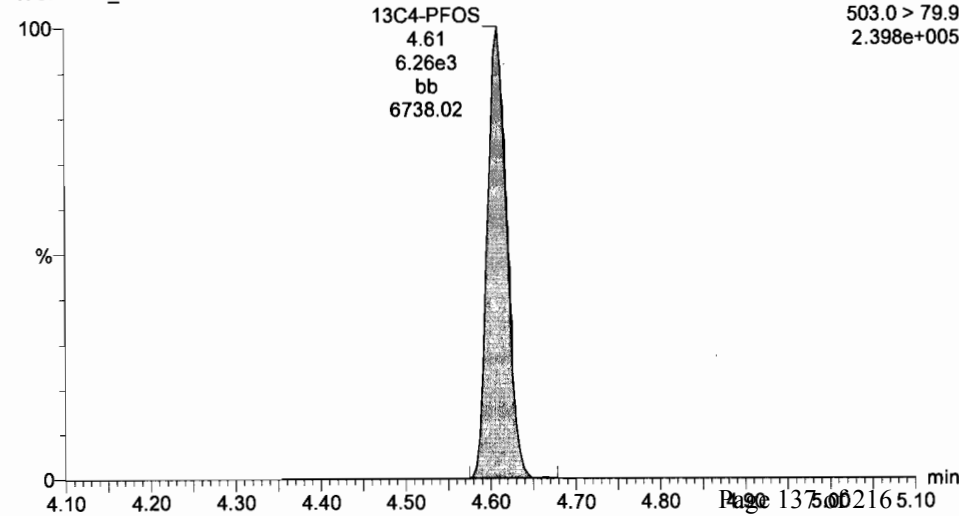
F4:MRM of 4 channels,ES-
421.3 > 376
2.114e+005



13C4-PFOS

170707G3_49

F5:MRM of 12 channels,ES-
503.0 > 79.9
2.398e+005



Dataset: U:\G1.PRO\Results\2017\New folder\170707G3-49.qld

Last Altered: Monday, July 10, 2017 08:41:29 Pacific Daylight Time

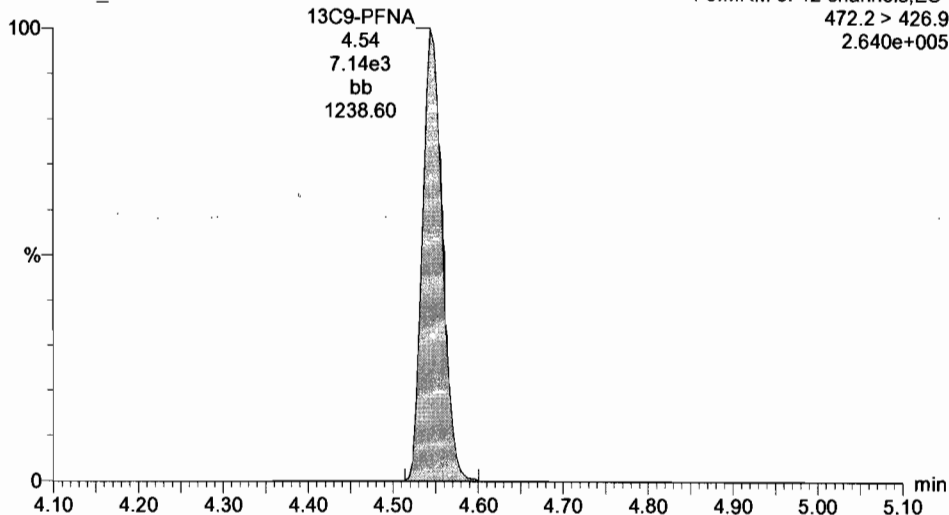
Printed: Monday, July 10, 2017 08:51:16 Pacific Daylight Time

ID: ST170707G3-4 PFC CS3 17G0702, Description: PFC CS3 17G0702, Name: 170707G3_49, Date: 08-Jul-2017, Time: 02:20:17, Instrument: , Lab: , User:

13C9-PFNA

170707G3_49

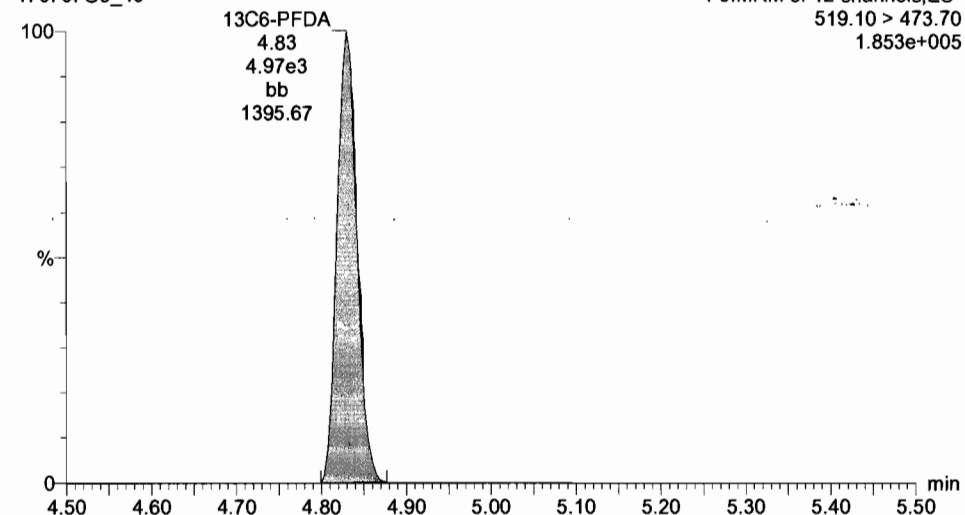
F5:MRM of 12 channels,ES-
472.2 > 426.9
2.640e+005



13C6-PFDA

170707G3_49

F5:MRM of 12 channels,ES-
519.10 > 473.70
1.853e+005



Dataset: U:\G1.PRO\Results\2017\New folder\170707G3-60.qld

Last Altered: Monday, July 10, 2017 08:42:21 Pacific Daylight Time

Printed: Monday, July 10, 2017 08:51:40 Pacific Daylight Time

Method: U:\G1.pro\MethDB\PFAS_14or16_2trans_0630.mdb 30 Jun 2017 17:00:08

Calibration: U:\G1.pro\CurveDB\IC18_VAL-PFC_Q1_6-30-17_L16_2Trans.cdb 30 Jun 2017 17:15:07

Name: 170707G3_60, Date: 08-Jul-2017, Time: 04:39:01, ID: ST170707G3-5 PFC CS3 17G0702, Description: PFC CS3 17G0702

#	Name	Trace	Response	IS Resp	RRF	WtVol	RT	Conc.	%Rec
1	1 PFBA	212.9 > 168.9	1.20e4	2.22e4		1.000	1.75	7.08	70.8
2	2 PFPeA	263.0 > 218.8	6.60e3	8.36e3		1.000	2.66	11.1	111.3
3	3 PFBS	299.0 > 79.7	7.29e3	4.45e3		1.000	2.92	11.4	114.4
4	4 PFHxA	312.9 > 268.9	9.80e3	7.52e3		1.000	3.30	9.93	99.3
5	5 PFHpA	363 > 318.9	1.72e4	1.16e4		1.000	3.81	8.57	85.7
6	6 PFHxS	398.9 > 79.6	5.33e3	4.95e3		1.000	3.93	11.6	115.6
7	7 PFOA	413.0 > 368.7	1.56e4	2.59e4		1.000	4.22	8.74	87.4
8	8 PFNA	463.0 > 418.8	1.49e4	7.39e3		1.000	4.55	10.7	107.4
9	9 PFOS	499.0 > 79.9	2.37e3	4.98e3		1.000	4.61	11.6	116.1
10	10 PFDA	512.7 > 219.0	1.41e3	1.04e4		1.000	4.83	9.55	95.5
11	11 13C3-PFBA	215.9 > 171.8	2.22e4	1.66e4	1.052	1.000	1.75	15.9	127.0
12	12 13C3-PFBS	302.0 > 98.8	4.45e3	2.01e4	0.281	1.000	2.92	9.84	78.7
13	13 13C3-PFPeA	266.0 > 221.8	8.36e3	2.01e4	0.462	1.000	2.66	11.3	90.1
14	14 13C2-PFHxA	315.0 > 269.8	7.52e3	2.01e4	0.406	1.000	3.30	11.5	92.1
15	15 13C4-PFHpA	367.2 > 321.8	1.16e4	2.01e4	0.564	1.000	3.81	12.8	102.5
16	16 18O2-PFHxS	403 > 102.6	4.95e3	1.08e4	0.501	1.000	3.93	11.5	91.7
17	17 13C2-PFOA	414.9 > 369.7	2.59e4	5.74e3	3.020	1.000	4.22	18.7	149.2
18	18 13C5-PFNA	468.2 > 422.9	7.39e3	8.08e3	0.880	1.000	4.55	13.0	104.0
19	19 13C2-PFDA	514.8 > 469.7	1.04e4	4.32e3	2.292	1.000	4.83	13.1	104.8
20	20 13C8-PFOS	507.0 > 79.9	4.98e3	5.68e3	1.031	1.000	4.61	10.6	85.0
21	21 13C4-PFBA	216.9 > 171.8	1.66e4	1.66e4	1.000	1.000	1.75	12.5	100.0
22	22 13C5-PFHxA	318 > 272.9	2.01e4	2.01e4	1.000	1.000	3.30	12.5	100.0
23	23 13C3-PFHxS	401.9 > 79.9	1.08e4	1.08e4	1.000	1.000	3.93	12.5	100.0
24	24 13C8-PFOA	421.3 > 376	5.74e3	5.74e3	1.000	1.000	4.22	12.5	100.0
25	25 13C9-PFNA	472.2 > 426.9	8.08e3	8.08e3	1.000	1.000	4.55	12.5	100.0
26	26 13C4-PFOS	503.0 > 79.9	5.68e3	5.68e3	1.000	1.000	4.61	12.5	100.0
27	27 13C6-PFDA	519.10 > 47...	4.32e3	4.32e3	1.000	1.000	4.83	12.5	100.0

75-125
60-150
60-150
60-150

Ⓢ NOT USED 7/10/17
7/10/17

Dataset: Untitled

Last Altered: Monday, July 10, 2017 08:52:07 Pacific Daylight Time
Printed: Monday, July 10, 2017 08:52:44 Pacific Daylight Time

Method: U:\G1.pro\MethDB\PFAS_14or16_2trans_0630.mdb 30 Jun 2017 17:00:08
Calibration: U:\G1.pro\CurveDB\C18_VAL-PFC_Q1_6-30-17_L16_2Trans.cdb 30 Jun 2017 17:15:07

Compound name: PFBA

Name	ID	Acq.Date	Acq.Time
170707G3_1	IPA	07-Jul-17	16:14:49
170707G3_2	ST170707G3-1 PFC CS3 17G0702	07-Jul-17	16:27:05
170707G3_3	IPA	07-Jul-17	16:39:44
170707G3_4	B7F0098-BS1 OPR 0.25	07-Jul-17	16:52:21
170707G3_5	B7F0098-BS2 OPR 0.25	07-Jul-17	17:04:52
170707G3_6	B7G0012-BS1 OPR 0.125	07-Jul-17	17:17:46
170707G3_7	B7F0135-BS1 OPR 0.125	07-Jul-17	17:30:17
170707G3_8	IPA	07-Jul-17	17:42:51
170707G3_9	B7F0098-BLK1 Method Blank 0.25	07-Jul-17	17:55:25
170707G3_10	B7G0012-BLK1 Method Blank 0.125	07-Jul-17	18:08:22
170707G3_11	B7F0135-BLK1 Method Blank 0.125	07-Jul-17	18:20:55
170707G3_12	1700751-01 NH0100960_I 0.26671	07-Jul-17	18:33:32
170707G3_13	1700751-02 NH0100960_E 0.26731	07-Jul-17	18:46:03
170707G3_14	1700751-03 NH0100901_I 0.25586	07-Jul-17	18:58:35
170707G3_15	1700751-04 NH0100901_E 0.24676	07-Jul-17	19:11:08
170707G3_16	1700751-05 NH0100668_I 0.22406	07-Jul-17	19:23:42
170707G3_17	1700751-06 NH0100668_E 0.26874	07-Jul-17	19:36:11
170707G3_18	1700751-07 NH0101303_I 0.24427	07-Jul-17	19:48:47
170707G3_19	1700751-08 NH0101303_E 0.2607	07-Jul-17	20:01:17
170707G3_20	IPA	07-Jul-17	20:13:50
170707G3_21	ST170707G3-2 PFC CS3 17G0702	07-Jul-17	20:26:25
170707G3_22	IPA	07-Jul-17	20:39:30
170707G3_23	1700751-09 NH0101311_I 0.26361	07-Jul-17	20:51:43
170707G3_24	1700751-10 NH0101311_E 0.26805	07-Jul-17	21:04:15
170707G3_25	1700752-01 STP-MW-71-061917 0.11805	07-Jul-17	21:16:49
170707G3_26	1700752-02 STP-MW-72-061917 0.11999	07-Jul-17	21:29:21
170707G3_27	1700752-03 STP-MW-73-061917 0.1198	07-Jul-17	21:41:55
170707G3_28	1700752-04 STP-MW-70-062017 0.12092	07-Jul-17	21:54:24
170707G3_29	1700752-05 STP-MW-34-062017 0.12151	07-Jul-17	22:08:33
170707G3_30	1700752-06 STP-EB3-061917 0.12064	07-Jul-17	22:21:50
170707G3_31	1700752-07 STP-EB4-062017 0.12336	07-Jul-17	22:34:25

Dataset: Untitled

Last Altered: Monday, July 10, 2017 08:52:07 Pacific Daylight Time

Printed: Monday, July 10, 2017 08:52:44 Pacific Daylight Time

Compound name: PFBA

	Name	ID	Acq.Date	Acq.Time
32	170707G3_32	1700821-01 MW1-0617 0.11022	07-Jul-17	22:46:57
33	170707G3_33	IPA	07-Jul-17	22:59:35
34	170707G3_34	ST170707G3-3 PFC CS3 17G0702	07-Jul-17	23:12:07
35	170707G3_35	IPA	07-Jul-17	23:24:36
36	170707G3_36	1700821-02 MW2-0617 0.11768	07-Jul-17	23:37:23
37	170707G3_37	1700821-03 MW2A-0617 0.12194	07-Jul-17	23:49:42
38	170707G3_38	1700821-04 Trip Blank 0.11714	08-Jul-17	00:02:15
39	170707G3_39	1700821-05 EB01-0617 0.11721	08-Jul-17	00:14:47
40	170707G3_40	1700776-01 MARCH-GW-044 0.12136	08-Jul-17	00:27:21
41	170707G3_41	1700776-02 MARCH-GW-045 0.11927	08-Jul-17	00:39:56
42	170707G3_42	1700776-03 MARCH-GW-046 0.11749	08-Jul-17	00:52:29
43	170707G3_43	1700793-01 PX-S34-GW-08S-0617 0.11916	08-Jul-17	01:04:58
44	170707G3_44	1700793-02 PX-S34-GW-08D-0617 0.11827	08-Jul-17	01:17:31
45	170707G3_45	B7F0135-MS1 Matrix Spike 0.11754	08-Jul-17	01:30:05
46	170707G3_46	B7F0135-MSD1 Matrix Spike Dup 0.1199	08-Jul-17	01:42:37
47	170707G3_47	1700793-03 PX-S34-GW-09-0617 0.11886	08-Jul-17	01:55:11
48	170707G3_48	IPA	08-Jul-17	02:07:45
49	170707G3_49	ST170707G3-4 PFC CS3 17G0702	08-Jul-17	02:20:17
50	170707G3_50	IPA	08-Jul-17	02:32:47
51	170707G3_51	1700793-04 PX-S34-GW-01-0617 0.11953	08-Jul-17	02:45:24
52	170707G3_52	1700793-05 PX-S34-EB01-062817-GW 0.11656	08-Jul-17	02:57:56
53	170707G3_53	1700793-06 PX-S34-GW-06-0617 0.12086	08-Jul-17	03:10:28
54	170707G3_54	1700793-07 PX-S34-GW-06P-0617 0.11277	08-Jul-17	03:22:58
55	170707G3_55	1700793-08 PX-S34-GW-10-0617 0.11911	08-Jul-17	03:35:31
56	170707G3_56	1700793-09 PX-S34-GW-11-0617 0.12073	08-Jul-17	03:48:04
57	170707G3_57	1700793-10 PX-S34-GW-03-0617 0.12331	08-Jul-17	04:00:38
58	170707G3_58	1700793-11 PX-S34-GW-02-0617 0.12343	08-Jul-17	04:13:11
59	170707G3_59	IPA	08-Jul-17	04:25:44
60	170707G3_60	ST170707G3-5 PFC CS3 17G0702	08-Jul-17	04:39:01
61	170707G3_61	IPA	08-Jul-17	04:51:14

Dataset: U:\G1.PRO\Results\2017\New folder\170707G3-60.qld

Last Altered: Monday, July 10, 2017 08:42:21 Pacific Daylight Time

Printed: Monday, July 10, 2017 08:51:27 Pacific Daylight Time

Method: U:\G1.pro\MethDB\PFAS_14or16_2trans_0630.mdb 30 Jun 2017 17:00:08

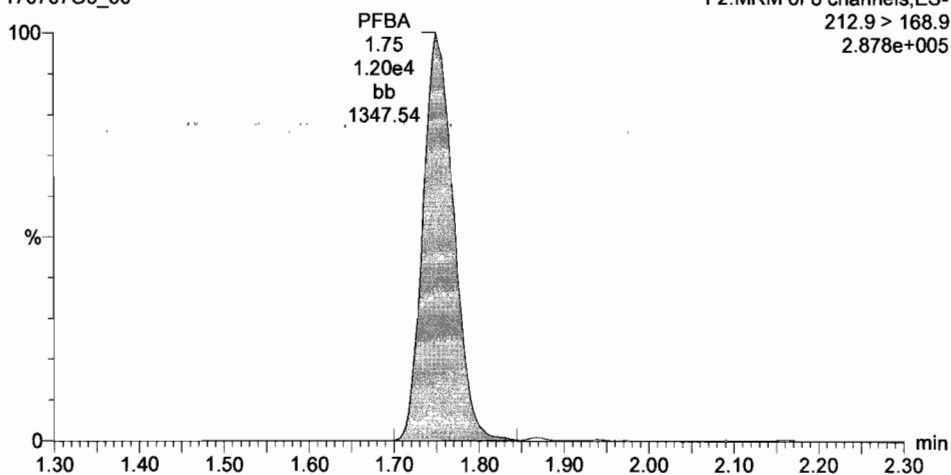
Calibration: U:\G1.pro\CurveDB\C18_VAL-PFC_Q1_6-30-17_L16_2Trans.cdb 30 Jun 2017 17:15:07

ID: ST170707G3-5 PFC CS3 17G0702, Description: PFC CS3 17G0702, Name: 170707G3_60, Date: 08-Jul-2017, Time: 04:39:01, Instrument: , Lab: , User:

PFBA

170707G3_60

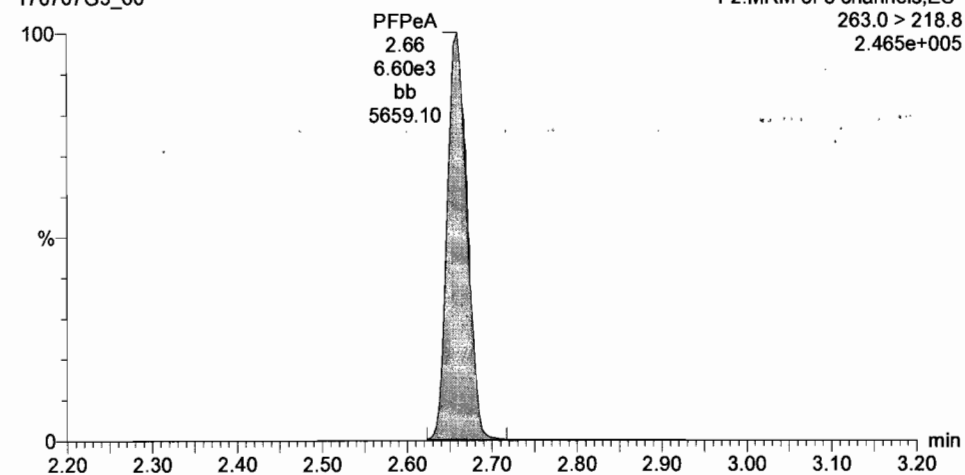
F2:MRM of 8 channels,ES-
212.9 > 168.9
2.878e+005



PFPeA

170707G3_60

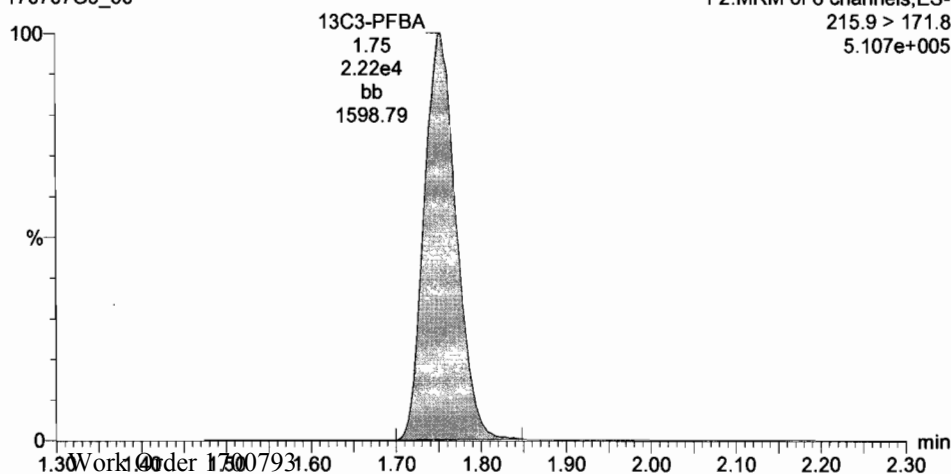
F2:MRM of 8 channels,ES-
263.0 > 218.8
2.465e+005



13C3-PFBA

170707G3_60

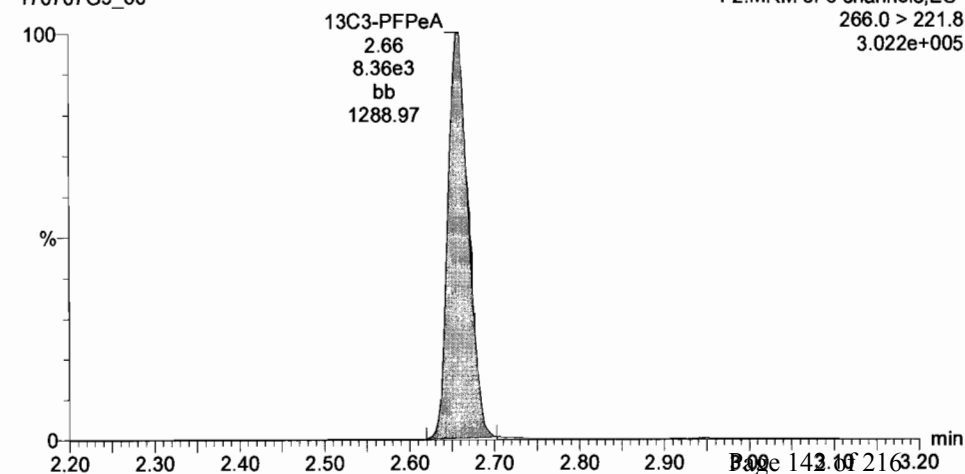
F2:MRM of 8 channels,ES-
215.9 > 171.8
5.107e+005



13C3-PFPeA

170707G3_60

F2:MRM of 8 channels,ES-
266.0 > 221.8
3.022e+005



Dataset: U:\G1.PRO\Results\2017\New folder\170707G3-60.qld

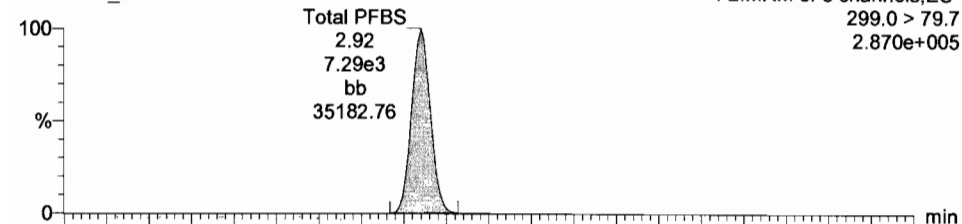
Last Altered: Monday, July 10, 2017 08:42:21 Pacific Daylight Time

Printed: Monday, July 10, 2017 08:51:27 Pacific Daylight Time

ID: ST170707G3-5 PFC CS3 17G0702, Description: PFC CS3 17G0702, Name: 170707G3_60, Date: 08-Jul-2017, Time: 04:39:01, Instrument: , Lab: , User:

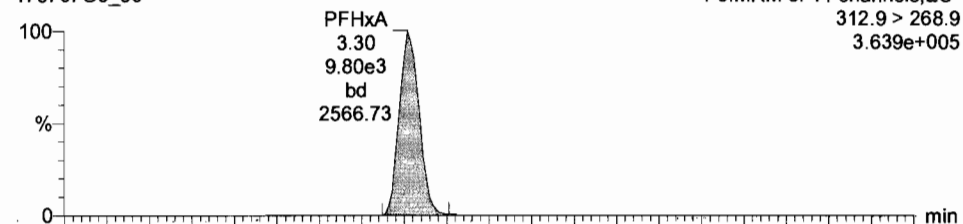
Total PFBS

170707G3_60

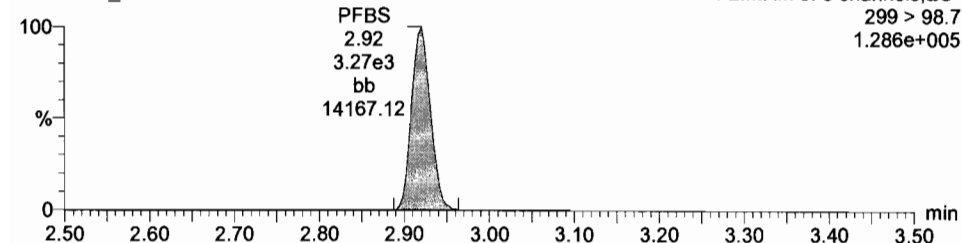


PFHxA

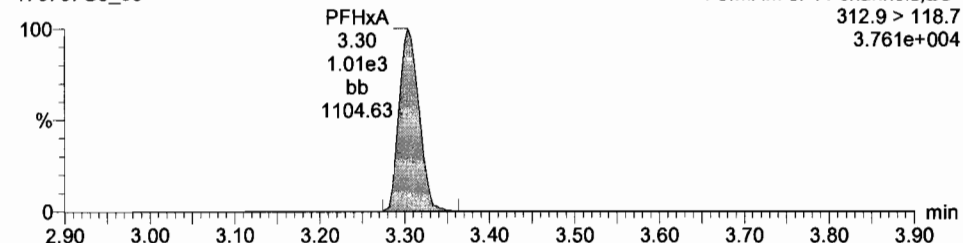
170707G3_60



170707G3_60

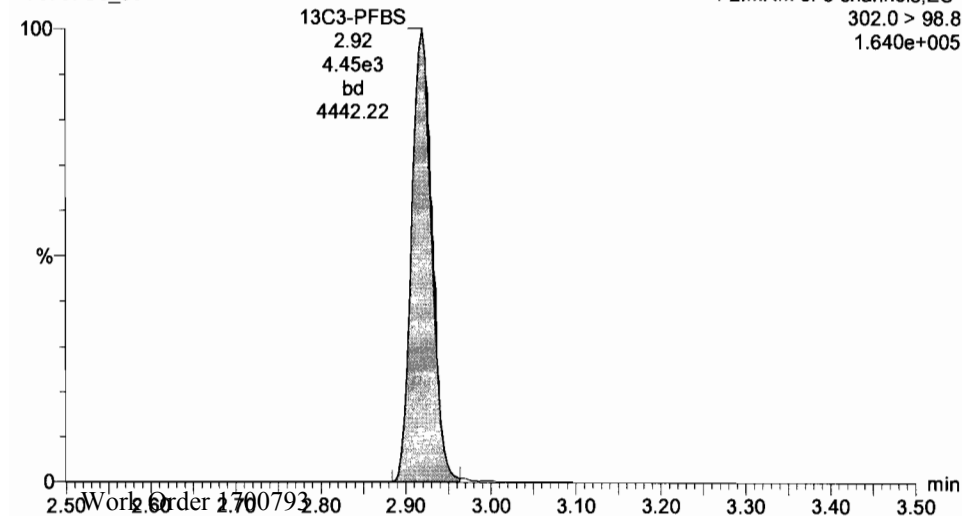


170707G3_60



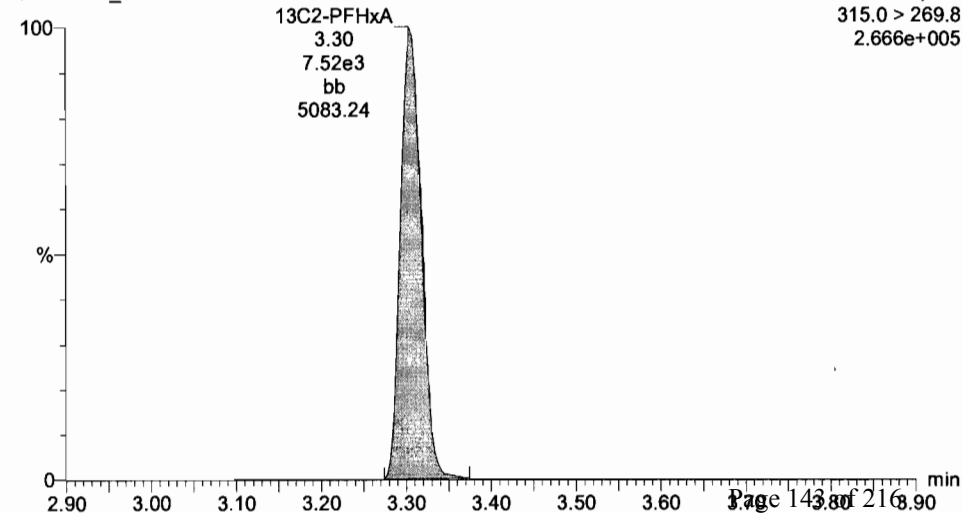
13C3-PFBS

170707G3_60



13C2-PFHxA

170707G3_60



Dataset: U:\G1.PRO\Results\2017\New folder\170707G3-60.qld

Last Altered: Monday, July 10, 2017 08:42:21 Pacific Daylight Time

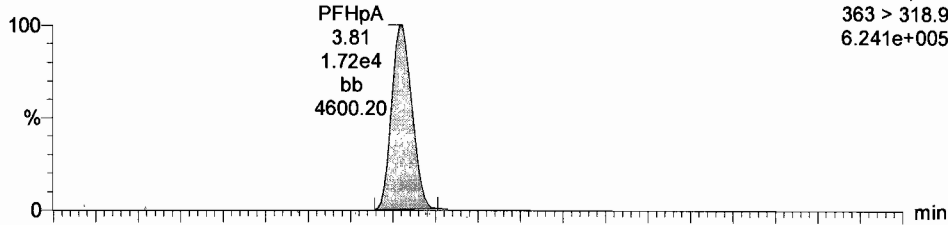
Printed: Monday, July 10, 2017 08:51:27 Pacific Daylight Time

ID: ST170707G3-5 PFC CS3 17G0702, Description: PFC CS3 17G0702, Name: 170707G3_60, Date: 08-Jul-2017, Time: 04:39:01, Instrument: , Lab: , User:

PFHpA

170707G3_60

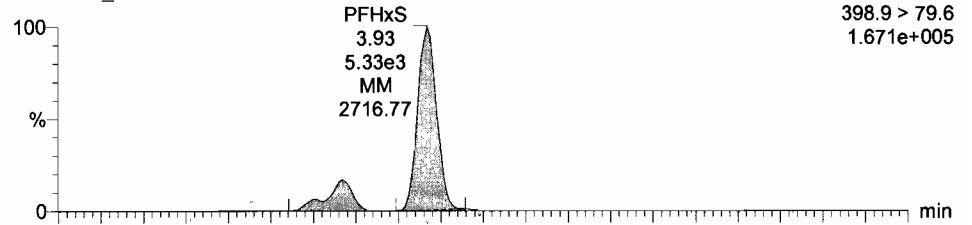
F3:MRM of 11 channels,ES-
363 > 318.9
6.241e+005



Total PFHxS

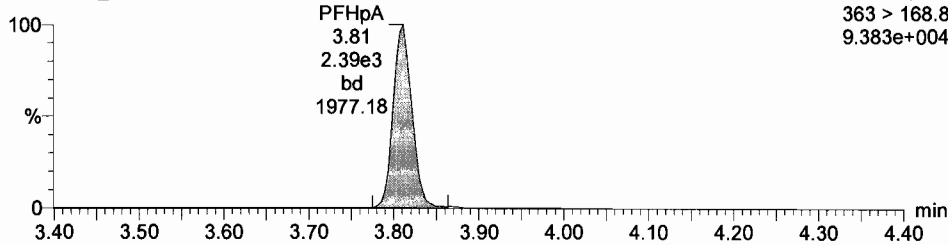
170707G3_60

F3:MRM of 11 channels,ES-
398.9 > 79.6
1.671e+005



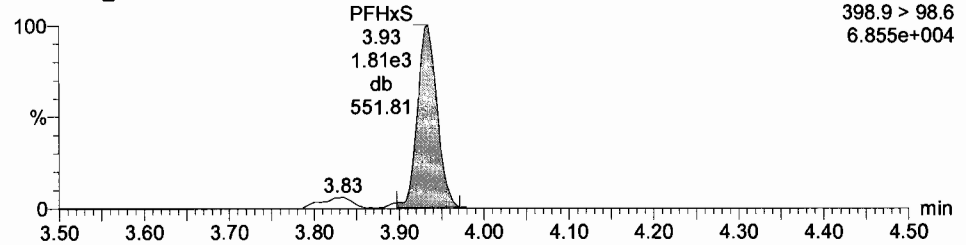
170707G3_60

F3:MRM of 11 channels,ES-
363 > 168.8
9.383e+004



170707G3_60

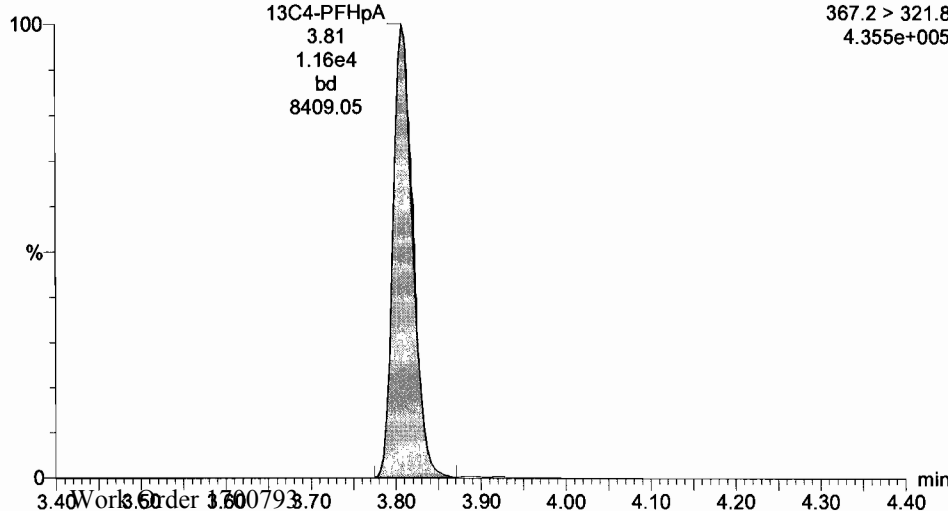
F3:MRM of 11 channels,ES-
398.9 > 98.6
6.855e+004



13C4-PFHpA

170707G3_60

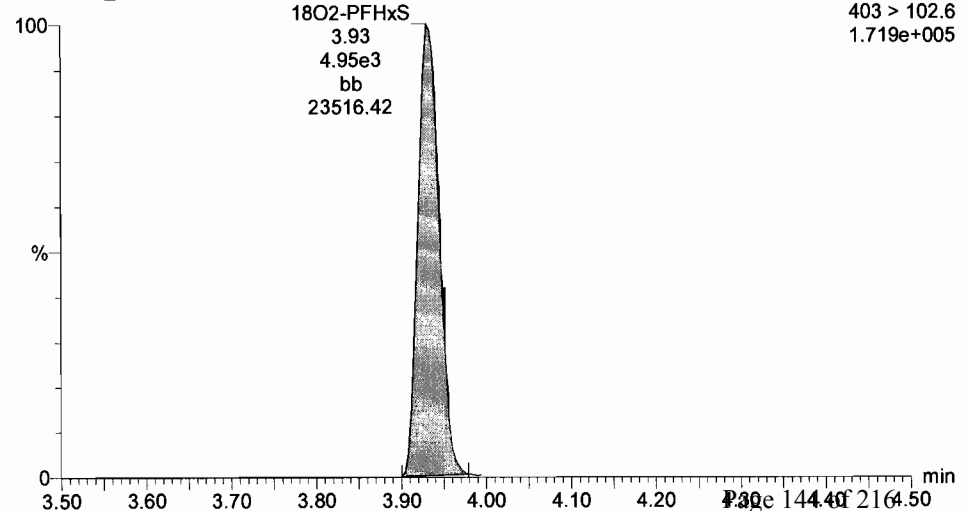
F3:MRM of 11 channels,ES-
367.2 > 321.8
4.355e+005



18O2-PFHxS

170707G3_60

F3:MRM of 11 channels,ES-
403 > 102.6
1.719e+005



Dataset: U:\G1.PRO\Results\2017\New folder\170707G3-60.qld

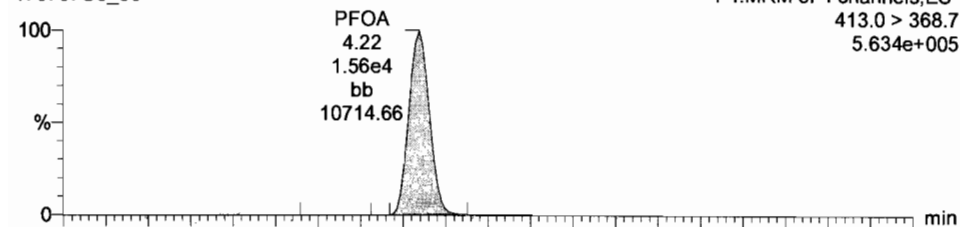
Last Altered: Monday, July 10, 2017 08:42:21 Pacific Daylight Time

Printed: Monday, July 10, 2017 08:51:27 Pacific Daylight Time

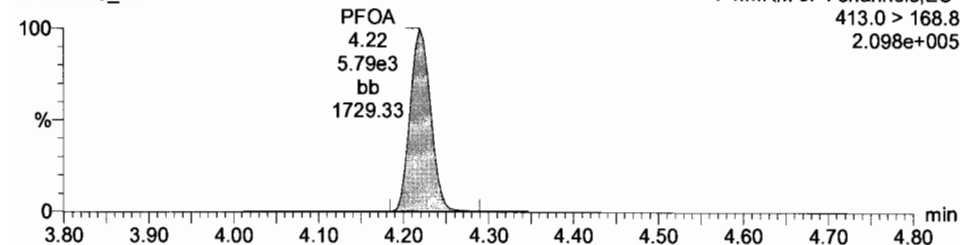
ID: ST170707G3-5 PFC CS3 17G0702, Description: PFC CS3 17G0702, Name: 170707G3_60, Date: 08-Jul-2017, Time: 04:39:01, Instrument: , Lab: , User:

Total PFOA

170707G3_60

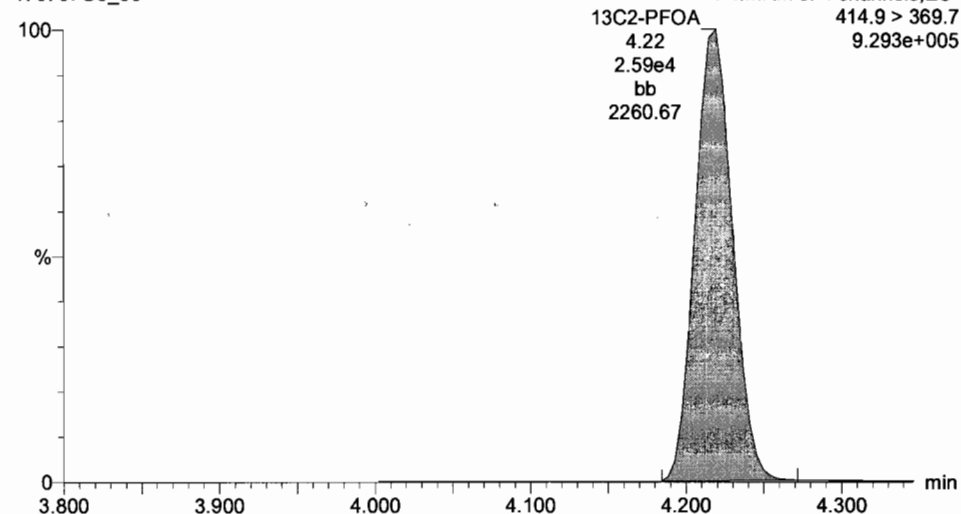


170707G3_60



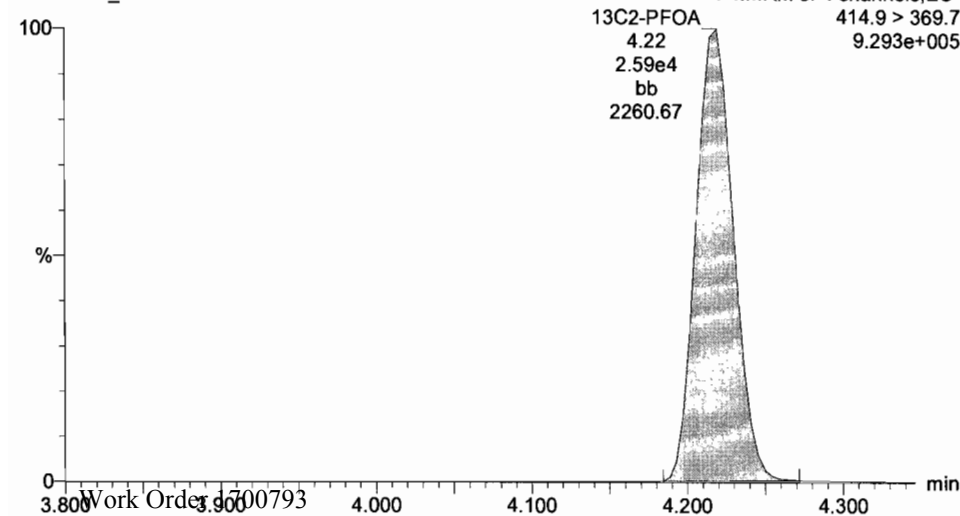
13C2-PFOA

170707G3_60



13C2-PFOA

170707G3_60



Dataset: U:\G1.PRO\Results\2017\New folder\170707G3-60.qld

Last Altered: Monday, July 10, 2017 08:42:21 Pacific Daylight Time

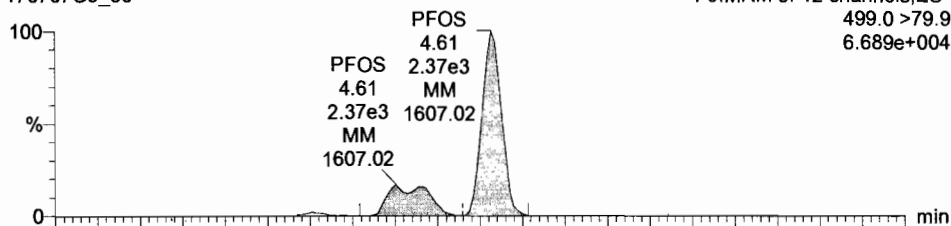
Printed: Monday, July 10, 2017 08:51:27 Pacific Daylight Time

ID: ST170707G3-5 PFC CS3 17G0702, Description: PFC CS3 17G0702, Name: 170707G3_60, Date: 08-Jul-2017, Time: 04:39:01, Instrument: , Lab: , User:

Total PFOS

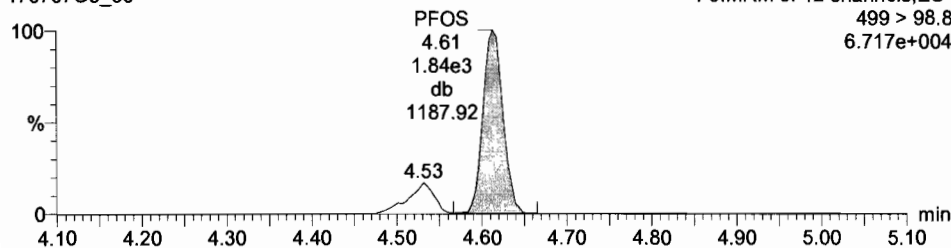
170707G3_60

F5:MRM of 12 channels,ES-
499.0 >79.9
6.689e+004



170707G3_60

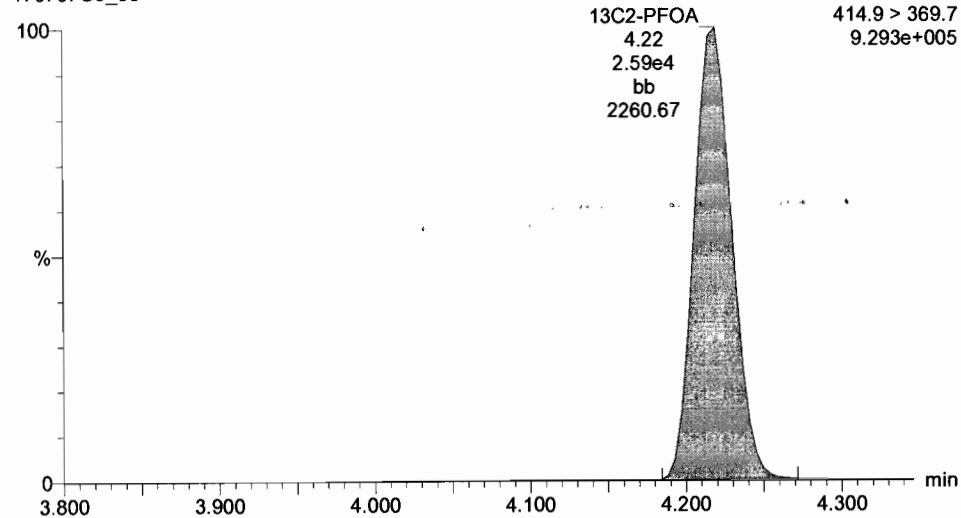
F5:MRM of 12 channels,ES-
499 > 98.8
6.717e+004



13C2-PFOA

170707G3_60

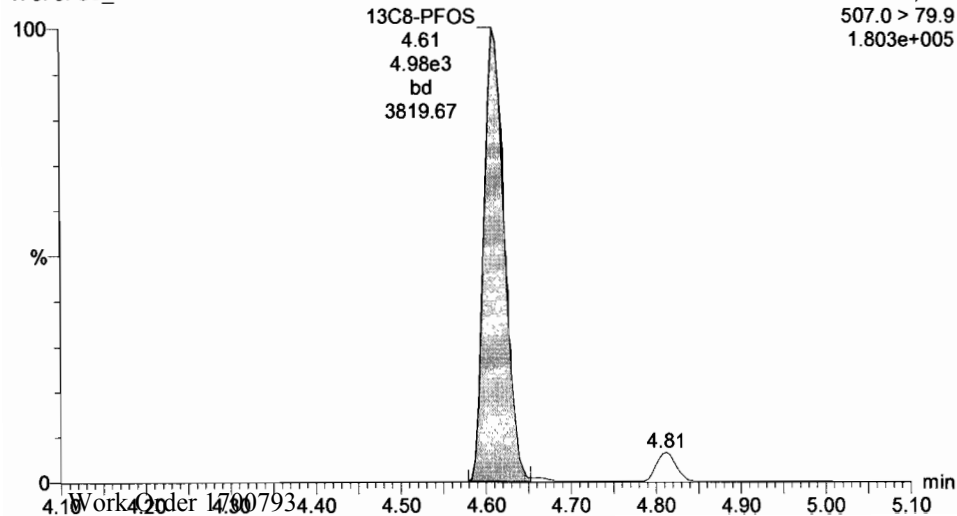
F4:MRM of 4 channels,ES-
414.9 > 369.7
9.293e+005



13C8-PFOS

170707G3_60

F5:MRM of 12 channels,ES-
507.0 > 79.9
1.803e+005



Dataset: U:\G1.PRO\Results\2017\New folder\170707G3-60.qld

Last Altered: Monday, July 10, 2017 08:42:21 Pacific Daylight Time

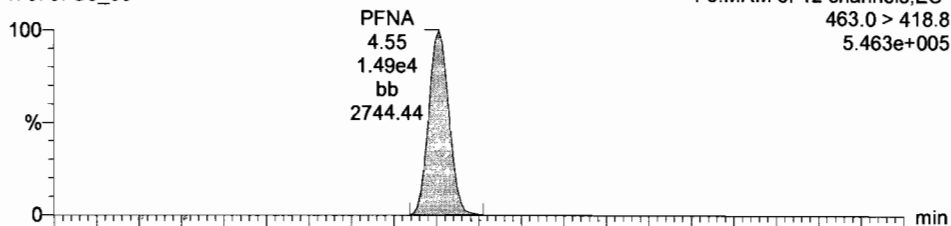
Printed: Monday, July 10, 2017 08:51:27 Pacific Daylight Time

ID: ST170707G3-5 PFC CS3 17G0702, Description: PFC CS3 17G0702, Name: 170707G3_60, Date: 08-Jul-2017, Time: 04:39:01, Instrument: , Lab: , User:

PFNA

170707G3_60

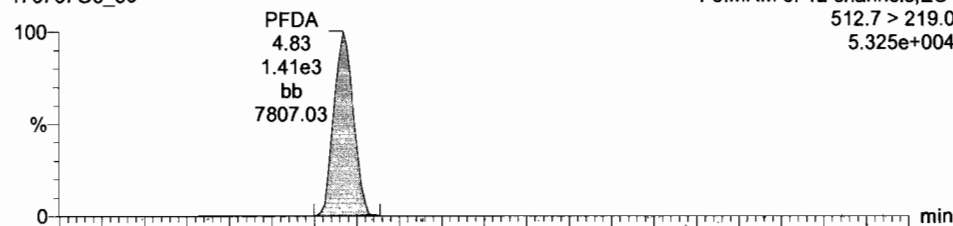
F5:MRM of 12 channels,ES-
463.0 > 418.8
5.463e+005



PFDA

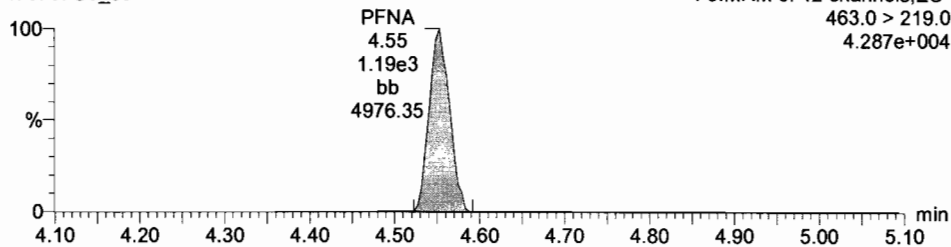
170707G3_60

F5:MRM of 12 channels,ES-
512.7 > 219.0
5.325e+004



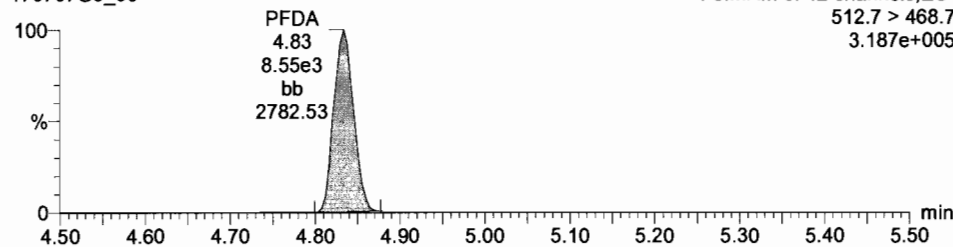
170707G3_60

F5:MRM of 12 channels,ES-
463.0 > 219.0
4.287e+004



170707G3_60

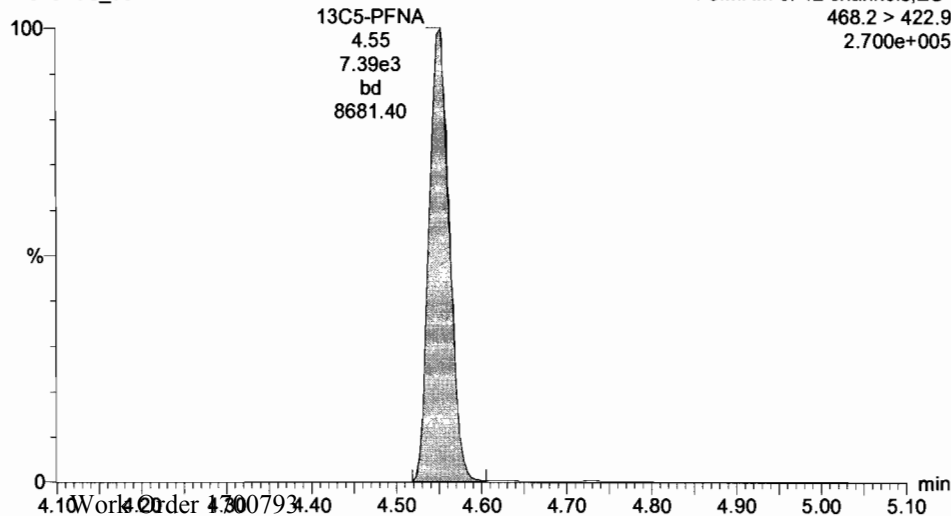
F5:MRM of 12 channels,ES-
512.7 > 468.7
3.187e+005



13C5-PFNA

170707G3_60

F5:MRM of 12 channels,ES-
468.2 > 422.9
2.700e+005



Dataset: U:\G1.PRO\Results\2017\New folder\170707G3-60.qld

Last Altered: Monday, July 10, 2017 08:42:21 Pacific Daylight Time

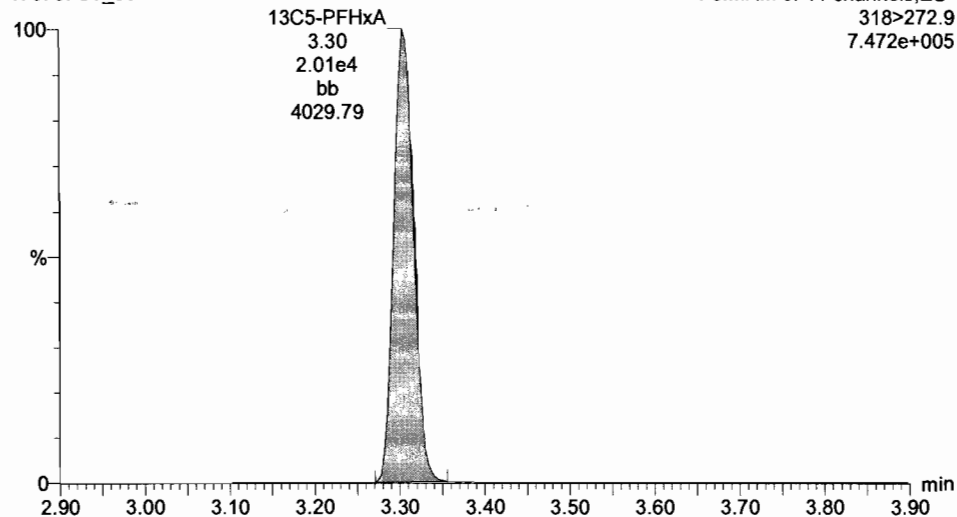
Printed: Monday, July 10, 2017 08:51:27 Pacific Daylight Time

ID: ST170707G3-5 PFC CS3 17G0702, Description: PFC CS3 17G0702, Name: 170707G3_60, Date: 08-Jul-2017, Time: 04:39:01, Instrument: , Lab: , User:

13C5-PFHxA

170707G3_60

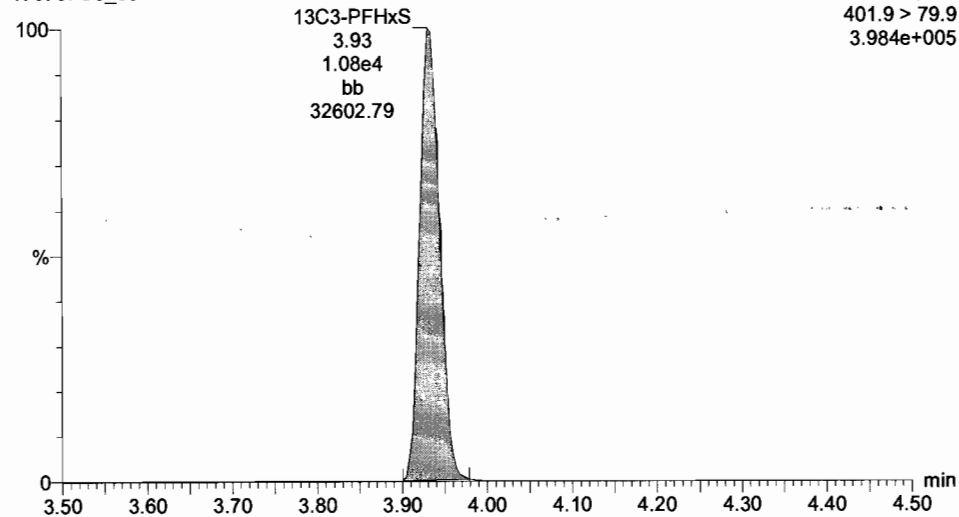
F3:MRM of 11 channels,ES-
318>272.9
7.472e+005



13C3-PFHxS

170707G3_60

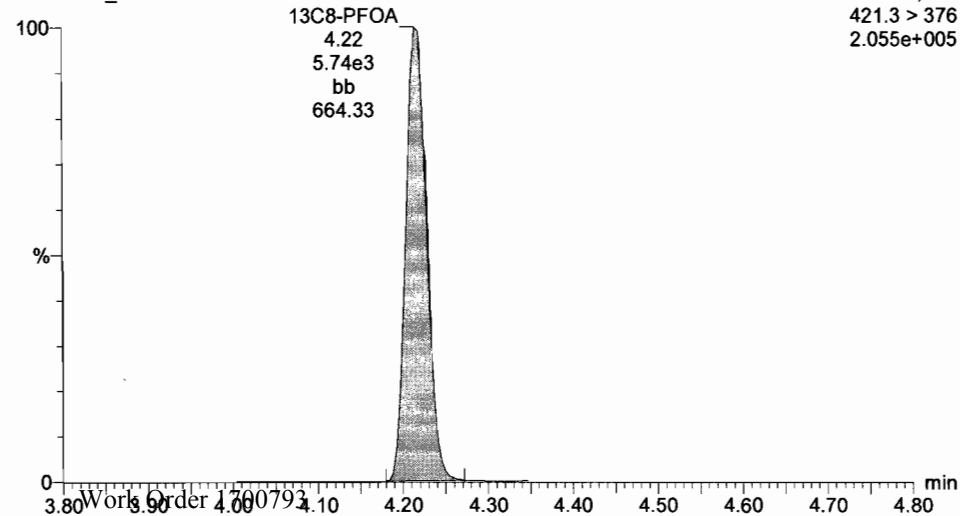
F3:MRM of 11 channels,ES-
401.9 > 79.9
3.984e+005



13C8-PFOA

170707G3_60

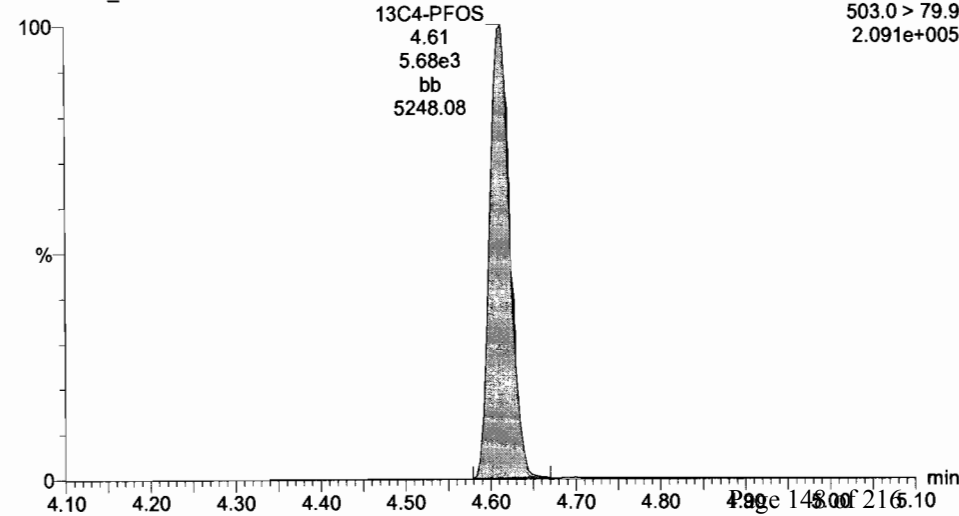
F4:MRM of 4 channels,ES-
421.3 > 376
2.055e+005



13C4-PFOS

170707G3_60

F5:MRM of 12 channels,ES-
503.0 > 79.9
2.091e+005



Dataset: U:\G1.PRO\Results\2017\New folder\170707G3-60.qld

Last Altered: Monday, July 10, 2017 08:42:21 Pacific Daylight Time

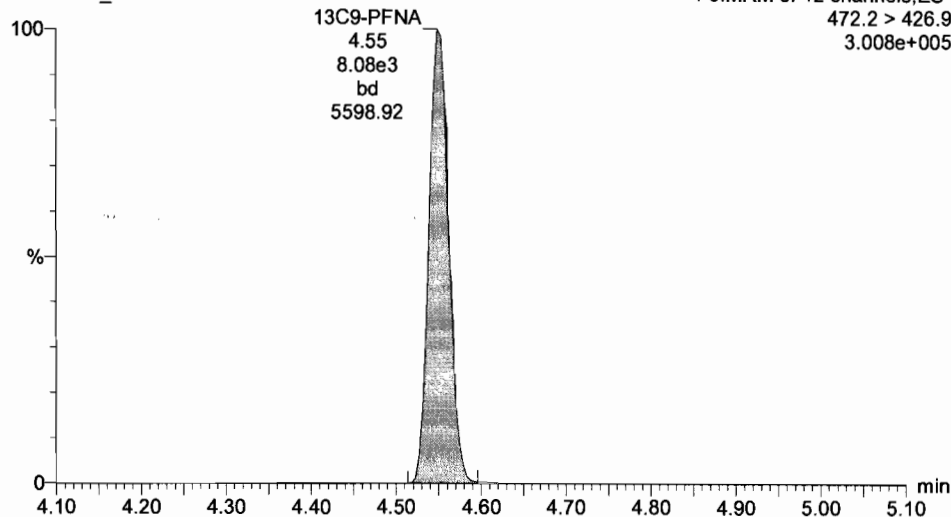
Printed: Monday, July 10, 2017 08:51:27 Pacific Daylight Time

ID: ST170707G3-5 PFC CS3 17G0702, Description: PFC CS3 17G0702, Name: 170707G3_60, Date: 08-Jul-2017, Time: 04:39:01, Instrument: , Lab: , User:

13C9-PFNA

170707G3_60

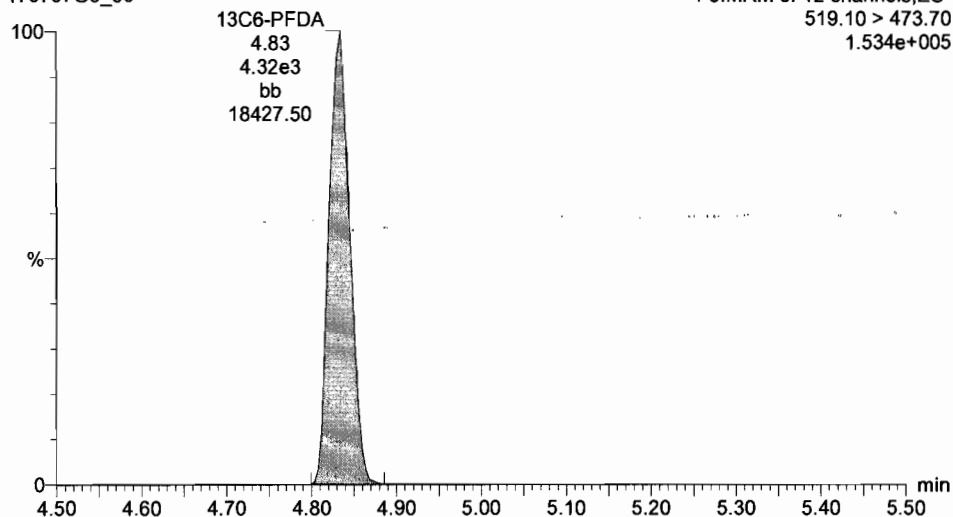
F5:MRM of 12 channels,ES-
472.2 > 426.9
3.008e+005



13C6-PFDA

170707G3_60

F5:MRM of 12 channels,ES-
519.10 > 473.70
1.534e+005



INITIAL CALIBRATION

Dataset: U:\G1.PRO\Results\2017\170630G4\170638G4_CRV.qld

Last Altered: Friday, June 30, 2017 5:15:07 PM Pacific Daylight Time

Printed: Monday, July 03, 2017 8:27:13 AM Pacific Daylight Time

Method: U:\G1.pro\MethDB\PFAS_14or16_2trans_0630.mdb 30 Jun 2017 17:00:08

Calibration: U:\G1.PRO\CurveDB\C18_VAL-PFC_Q1_6-30-17_L16_2Trans.cdb 30 Jun 2017 17:15:07

Compound name: PFBA

Correlation coefficient: $r = 0.999795$, $r^2 = 0.999589$

Calibration curve: $0.944941 * x + 0.0444903$

Response type: Internal Std (Ref 11), Area * (IS Conc. / IS Area)

Curve type: Linear, Origin: Exclude, Weighting: 1/x, Axis trans: None

#	Name	Std. Conc.	RT	Resp	IS Resp	Conc.	%Dev	RRF
1	1 170630G4_3	0.500	1.72	1.85e2	4.55e3	0.492	-1.7	1.02
2	2 170630G4_4	1.00	1.71	3.33e2	4.64e3	0.902	-9.8	0.897
3	3 170630G4_5	2.00	1.70	8.50e2	4.79e3	2.30	15.0	1.11
4	4 170630G4_6	5.00	1.71	1.83e3	4.90e3	4.89	-2.3	0.932
5	5 170630G4_7	10.0	1.72	5.17e3	6.86e3	9.92	-0.8	0.942
6	6 170630G4_8	50.0	1.71	1.57e4	4.19e3	49.5	-0.9	0.937
7	7 170630G4_9	100	1.71	2.99e4	3.94e3	100	0.5	0.950

DM
7/3/17

DM
7/3/17

Compound name: PFPeA

Correlation coefficient: $r = 0.996953$, $r^2 = 0.993916$

Calibration curve: $0.895428 * x + -0.0904433$

Response type: Internal Std (Ref 13), Area * (IS Conc. / IS Area)

Curve type: Linear, Origin: Exclude, Weighting: 1/x, Axis trans: None

#	Name	Std. Conc.	RT	Resp	IS Resp	Conc.	%Dev	RRF
1	1 170630G4_3	0.500	2.64	4.94e1	2.12e3	0.427	-14.7	0.583
2	2 170630G4_4	1.00	2.65	8.83e1	1.83e3	0.774	-22.6	0.603
3	3 170630G4_5	2.00	2.65	2.87e2	2.13e3	1.98	-1.0	0.841
4	4 170630G4_6	5.00	2.65	8.67e2	2.06e3	5.98	19.5	1.05
5	5 170630G4_7	10.0	2.65	2.61e3	2.96e3	12.4	24.2	1.10
6	6 170630G4_8	50.0	2.64	6.91e3	2.03e3	47.7	-4.7	0.852
7	7 170630G4_9	100	2.65	1.31e4	1.84e3	99.3	-0.7	0.888

Dataset: U:\G1.PRO\Results\2017\170630G4\170638G4_CRV.qld

Last Altered: Friday, June 30, 2017 5:15:07 PM Pacific Daylight Time

Printed: Monday, July 03, 2017 8:27:13 AM Pacific Daylight Time

Compound name: PFBS

Correlation coefficient: $r = 0.999702$, $r^2 = 0.999404$

Calibration curve: $1.78146 * x + 0.113316$

Response type: Internal Std (Ref 12), Area * (IS Conc. / IS Area)

Curve type: Linear, Origin: Exclude, Weighting: 1/x, Axis trans: None

#	Name	Std. Conc	RT	Resp	IS Resp	Conc.	%Dev	RRF
1	1 170630G4_3	0.500	2.91	1.10e2	1.27e3	0.547	9.3	2.17
2	2 170630G4_4	1.00	2.90	1.82e2	1.32e3	0.907	-9.3	1.73
3	3 170630G4_5	2.00	2.91	3.49e2	1.25e3	1.89	-5.4	1.74
4	4 170630G4_6	5.00	2.91	1.00e3	1.29e3	5.39	7.9	1.94
5	5 170630G4_7	10.0	2.91	2.50e3	1.76e3	9.88	-1.2	1.77
6	6 170630G4_8	50.0	2.91	7.87e3	1.13e3	48.8	-2.4	1.74
7	7 170630G4_9	100	2.91	1.57e4	1.09e3	101	1.1	1.80

Compound name: PFHxA

Correlation coefficient: $r = 0.998286$, $r^2 = 0.996576$

Calibration curve: $1.64669 * x + -0.0592162$

Response type: Internal Std (Ref 14), Area * (IS Conc. / IS Area)

Curve type: Linear, Origin: Exclude, Weighting: 1/x, Axis trans: None

#	Name	Std. Conc	RT	Resp	IS Resp	Conc.	%Dev	RRF
1	1 170630G4_3	0.500	3.29	1.03e2	1.80e3	0.468	-6.4 (X)	1.42
2	2 170630G4_4	1.00	3.29	2.27e2	1.64e3	1.09	8.8	1.73
3	3 170630G4_5	2.00	3.29	5.11e2	1.86e3	2.12	5.9	1.71
4	4 170630G4_6	5.00	3.29	1.20e3	1.97e3	4.65	-7.1	1.52
5	5 170630G4_7	10.0	3.29	3.40e3	2.72e3	9.54	-4.6	1.57
6	6 170630G4_8	50.0	3.29	1.08e4	1.77e3	46.3	-7.3	1.53
7	7 170630G4_9	100	3.29	2.03e4	1.48e3	104	4.3	1.72

④ point was excluded.

Dataset: U:\G1.PRO\Results\2017\170630G4\170638G4_CRV.qld

Last Altered: Friday, June 30, 2017 5:15:07 PM Pacific Daylight Time

Printed: Monday, July 03, 2017 8:27:13 AM Pacific Daylight Time

Compound name: PFHpA

Correlation coefficient: $r = 0.998469$, $r^2 = 0.996940$

Calibration curve: $2.14098 * x + 0.124957$

Response type: Internal Std (Ref 15), Area * (IS Conc. / IS Area)

Curve type: Linear, Origin: Exclude, Weighting: 1/x, Axis trans: None

#	Name	Std. Conc	RT	Resp	IS Resp	Conc.	%Dev	RRF
1	1 170630G4_3	0.500	3.81	2.52e2	2.63e3	0.500	0.0	2.39
2	2 170630G4_4	1.00	3.81	4.36e2	2.50e3	0.960	-4.0	2.18
3	3 170630G4_5	2.00	3.82	9.21e2	2.37e3	2.21	10.4	2.43
4	4 170630G4_6	5.00	3.82	2.28e3	2.70e3	4.88	-2.5	2.11
5	5 170630G4_7	10.0	3.82	6.51e3	4.13e3	9.15	-8.5	1.97
6	6 170630G4_8	50.0	3.82	1.95e4	2.12e3	53.8	7.6	2.31
7	7 170630G4_9	100	3.82	3.52e4	2.12e3	97.0	-3.0	2.08

Compound name: PFHxS

Correlation coefficient: $r = 0.995890$, $r^2 = 0.991798$

Calibration curve: $1.17669 * x + -0.128291$

Response type: Internal Std (Ref 16), Area * (IS Conc. / IS Area)

Curve type: Linear, Origin: Exclude, Weighting: 1/x, Axis trans: None

#	Name	Std. Conc	RT	Resp	IS Resp	Conc.	%Dev	RRF
1	1 170630G4_3	0.500	3.93	8.91e1	1.33e3	0.823	64.6	1.68
2	2 170630G4_4	1.00	3.94	9.57e1	1.37e3	0.849	-15.1	0.871
3	3 170630G4_5	2.00	3.94	2.35e2	1.38e3	1.91	-4.3	1.06
4	4 170630G4_6	5.00	3.94	7.45e2	1.38e3	5.84	16.9	1.35
5	5 170630G4_7	10.0	3.94	1.98e3	2.19e3	9.70	-3.0	1.13
6	6 170630G4_8	50.0	3.94	6.53e3	1.24e3	55.8	11.6	1.31
7	7 170630G4_9	100	3.94	1.23e4	1.39e3	93.9	-6.1	1.10

④ point was excluded.

Dataset: U:\G1.PRO\Results\2017\170630G4\170638G4_CRV.qld

Last Altered: Friday, June 30, 2017 5:15:07 PM Pacific Daylight Time

Printed: Monday, July 03, 2017 8:27:13 AM Pacific Daylight Time

Compound name: PFOA

Correlation coefficient: $r = 0.999377$, $r^2 = 0.998754$

Calibration curve: $0.829556 * x + 0.29401$

Response type: Internal Std (Ref 17), Area * (IS Conc. / IS Area)

Curve type: Linear, Origin: Exclude, Weighting: 1/x, Axis trans: None

#	Name	Std. Conc	RT	Resp	IS Resp	Conc.	%Dev	RRF
1	1 170630G4_3	0.500	4.23	2.42e2	4.95e3	0.381	-23.9	1.22
2	2 170630G4_4	1.00	4.23	4.41e2	4.63e3	1.08	8.0	1.19
3	3 170630G4_5	2.00	4.23	7.96e2	5.16e3	1.97	-1.6	0.963
4	4 170630G4_6	5.00	4.24	1.96e3	4.78e3	5.83	16.6	1.03
5	5 170630G4_7	10.0	4.23	6.45e3	9.15e3	10.3	2.7	0.881
6	6 170630G4_8	50.0	4.23	1.74e4	5.30e3	49.2	-1.6	0.822
7	7 170630G4_9	100	4.23	3.52e4	5.30e3	99.8	-0.2	0.831

Compound name: PFNA

Coefficient of Determination: $R^2 = 0.998588$

Calibration curve: $0.000630113 * x^2 + 2.24747 * x + 1.02096$

Response type: Internal Std (Ref 18), Area * (IS Conc. / IS Area)

Curve type: 2nd Order, Origin: Exclude, Weighting: 1/x, Axis trans: None

#	Name	Std. Conc	RT	Resp	IS Resp	Conc.	%Dev	RRF
1	1 170630G4_3	0.500	4.57	8.16e1	1.40e3			1.46
2	2 170630G4_4	1.00	4.57	4.00e2	1.60e3	0.937	-6.3	3.13
3	3 170630G4_5	2.00	4.57	8.24e2	2.01e3	1.83	-8.7	2.56
4	4 170630G4_6	5.00	4.58	1.70e3	1.48e3	5.94	18.8	2.88
5	5 170630G4_7	10.0	4.57	6.19e3	3.36e3	9.76	-2.4	2.30
6	6 170630G4_8	50.0	4.57	1.89e4	2.10e3	49.1	-1.7	2.26
7	7 170630G4_9	100	4.57	4.34e4	2.33e3	100	0.4	2.33

(A) point was excluded.

Dataset: U:\G1.PRO\Results\2017\170630G4\170638G4_CRV.qld

Last Altered: Friday, June 30, 2017 5:15:07 PM Pacific Daylight Time

Printed: Monday, July 03, 2017 8:27:13 AM Pacific Daylight Time

Compound name: PFOS

Correlation coefficient: $r = 0.999240$, $r^2 = 0.998480$

Calibration curve: $0.532841 * x + -0.251214$

Response type: Internal Std (Ref 20), Area * (IS Conc. / IS Area)

Curve type: Linear, Origin: Exclude, Weighting: 1/x, Axis trans: None

#	Name	Std. Conc	RT	Resp	IS Resp	Conc.	%Dev	RRF
1	1 170630G4_3	0.500	4.64	3.57e0	1.35e3	0.534	6.7	0.0663
2	2 170630G4_4	1.00	4.64	2.17e1	1.54e3	0.801	-19.9	0.175
3	3 170630G4_5	2.00	4.64	1.36e2	1.69e3	2.36	17.8	0.502
4	4 170630G4_6	5.00	4.64	2.38e2	1.42e3	4.41	-11.9	0.419
5	5 170630G4_7	10.0	4.64	1.40e3	3.18e3	10.8	7.8	0.549
6	6 170630G4_8	50.0	4.64	4.40e3	2.09e3	49.9	-0.1	0.527
7	7 170630G4_9	100	4.64	1.02e4	2.42e3	99.7	-0.3	0.529

Compound name: PFDA

Coefficient of Determination: $R^2 = 0.998954$

Calibration curve: $0.000550073 * x^2 + 0.164733 * x + 0.0734046$

Response type: Internal Std (Ref 19), Area * (IS Conc. / IS Area)

Curve type: 2nd Order, Origin: Exclude, Weighting: 1/x, Axis trans: None

#	Name	Std. Conc	RT	Resp	IS Resp	Conc.	%Dev	RRF
1	1 170630G4_3	0.500	4.86	6.06e0	1.72e3		(A)	0.0881
2	2 170630G4_4	1.00	4.86	4.75e1	2.42e3	1.04	3.8	0.245
3	3 170630G4_5	2.00	4.86	1.06e2	2.98e3	2.24	12.1	0.223
4	4 170630G4_6	5.00	4.86	1.30e2	2.18e3	4.04	-19.3	0.149
5	5 170630G4_7	10.0	4.86	8.32e2	5.73e3	10.2	2.2	0.181
6	6 170630G4_8	50.0	4.86	3.65e3	4.64e3	50.7	1.4	0.197
7	7 170630G4_9	100	4.86	7.91e3	4.50e3	99.7	-0.3	0.220

(A) point was excluded.

Dataset: U:\G1.PRO\Results\2017\170630G4\170638G4_CRV.qld

Last Altered: Friday, June 30, 2017 5:15:07 PM Pacific Daylight Time

Printed: Monday, July 03, 2017 8:27:13 AM Pacific Daylight Time

Compound name: 13C3-PFBA

Response Factor: 1.05214

RRF SD: 0.0379901, Relative SD: 3.61074

Response type: Internal Std (Ref 21), Area * (IS Conc. / IS Area)

Curve type: RF

#	Name	Std. Conc	RT	Resp	IS Resp	Conc.	%Dev	RRF
1	1 170630G4_3	12.5	1.72	4.55e3	4.25e3	12.7	1.7	1.07
2	2 170630G4_4	12.5	1.70	4.64e3	4.32e3	12.8	2.2	1.08
3	3 170630G4_5	12.5	1.71	4.79e3	4.30e3	13.2	5.8	1.11
4	4 170630G4_6	12.5	1.71	4.90e3	4.78e3	12.2	-2.8	1.02
5	5 170630G4_7	12.5	1.72	6.86e3	6.49e3	12.6	0.4	1.06
6	6 170630G4_8	12.5	1.70	4.19e3	4.19e3	11.9	-4.9	1.00
7	7 170630G4_9	12.5	1.71	3.94e3	3.84e3	12.2	-2.4	1.03

Compound name: 13C3-PFBS

Response Factor: 0.281136

RRF SD: 0.0217881, Relative SD: 7.75002

Response type: Internal Std (Ref 22), Area * (IS Conc. / IS Area)

Curve type: RF

#	Name	Std. Conc	RT	Resp	IS Resp	Conc.	%Dev	RRF
1	1 170630G4_3	12.5	2.91	1.27e3	4.68e3	12.0	-3.7	0.271
2	2 170630G4_4	12.5	2.90	1.32e3	4.19e3	14.0	11.9	0.315
3	3 170630G4_5	12.5	2.90	1.25e3	4.43e3	12.6	0.6	0.283
4	4 170630G4_6	12.5	2.91	1.29e3	4.63e3	12.4	-0.8	0.279
5	5 170630G4_7	12.5	2.91	1.76e3	7.25e3	10.8	-13.4	0.243
6	6 170630G4_8	12.5	2.91	1.13e3	3.83e3	13.1	4.9	0.295
7	7 170630G4_9	12.5	2.91	1.09e3	3.86e3	12.6	0.5	0.283

Dataset: U:\G1.PRO\Results\2017\170630G4\170638G4_CRV.qld

Last Altered: Friday, June 30, 2017 5:15:07 PM Pacific Daylight Time

Printed: Monday, July 03, 2017 8:27:13 AM Pacific Daylight Time

Compound name: 13C3-PFPeA

Response Factor: 0.461733

RRF SD: 0.0386348, Relative SD: 8.36736

Response type: Internal Std (Ref 22), Area * (IS Conc. / IS Area)

Curve type: RF

#	Name	Std. Conc	RT	Resp	IS Resp	Conc.	%Dev	RRF
1	1 170630G4_3	12.5	2.65	2.12e3	4.68e3	12.3	-1.9	0.453
2	2 170630G4_4	12.5	2.64	1.83e3	4.19e3	11.8	-5.3	0.437
3	3 170630G4_5	12.5	2.64	2.13e3	4.43e3	13.0	4.4	0.482
4	4 170630G4_6	12.5	2.65	2.06e3	4.63e3	12.1	-3.6	0.445
5	5 170630G4_7	12.5	2.65	2.96e3	7.25e3	11.1	-11.5	0.409
6	6 170630G4_8	12.5	2.65	2.03e3	3.83e3	14.3	14.6	0.529
7	7 170630G4_9	12.5	2.65	1.84e3	3.86e3	12.9	3.2	0.476

Compound name: 13C2-PFHxA

Response Factor: 0.405982

RRF SD: 0.0312708, Relative SD: 7.70252

Response type: Internal Std (Ref 22), Area * (IS Conc. / IS Area)

Curve type: RF

#	Name	Std. Conc	RT	Resp	IS Resp	Conc.	%Dev	RRF
1	1 170630G4_3	12.5	3.29	1.80e3	4.68e3	11.9	-5.1	0.385
2	2 170630G4_4	12.5	3.29	1.64e3	4.19e3	12.0	-3.8	0.391
3	3 170630G4_5	12.5	3.29	1.86e3	4.43e3	13.0	3.6	0.421
4	4 170630G4_6	12.5	3.29	1.97e3	4.63e3	13.1	4.8	0.425
5	5 170630G4_7	12.5	3.29	2.72e3	7.25e3	11.5	-7.7	0.375
6	6 170630G4_8	12.5	3.29	1.77e3	3.83e3	14.2	13.7	0.462
7	7 170630G4_9	12.5	3.29	1.48e3	3.86e3	11.8	-5.6	0.383

Dataset: U:\G1.PRO\Results\2017\170630G4\170638G4_CRV.qld

Last Altered: Friday, June 30, 2017 5:15:07 PM Pacific Daylight Time

Printed: Monday, July 03, 2017 8:27:13 AM Pacific Daylight Time

Compound name: 13C4-PFHpA

Response Factor: 0.564229

RRF SD: 0.0207723, Relative SD: 3.68154

Response type: Internal Std (Ref 22), Area * (IS Conc. / IS Area)

Curve type: RF

	# Name	Std. Conc	RT	Resp	IS Resp	Conc.	%Dev	RRF
1	1 170630G4_3	12.5	3.82	2.63e3	4.68e3	12.5	-0.3	0.563
2	2 170630G4_4	12.5	3.82	2.50e3	4.19e3	13.2	5.8	0.597
3	3 170630G4_5	12.5	3.82	2.37e3	4.43e3	11.9	-4.9	0.537
4	4 170630G4_6	12.5	3.82	2.70e3	4.63e3	12.9	3.2	0.583
5	5 170630G4_7	12.5	3.82	4.13e3	7.25e3	12.6	1.0	0.570
6	6 170630G4_8	12.5	3.82	2.12e3	3.83e3	12.2	-2.1	0.553
7	7 170630G4_9	12.5	3.82	2.12e3	3.86e3	12.2	-2.8	0.549

Compound name: 18O2-PFHxS

Response Factor: 0.501415

RRF SD: 0.0430665, Relative SD: 8.589

Response type: Internal Std (Ref 23), Area * (IS Conc. / IS Area)

Curve type: RF

	# Name	Std. Conc	RT	Resp	IS Resp	Conc.	%Dev	RRF
1	1 170630G4_3	12.5	3.94	1.33e3	2.96e3	11.2	-10.7	0.448
2	2 170630G4_4	12.5	3.94	1.37e3	2.46e3	13.9	11.4	0.559
3	3 170630G4_5	12.5	3.94	1.38e3	2.91e3	11.8	-5.3	0.475
4	4 170630G4_6	12.5	3.94	1.38e3	2.77e3	12.4	-0.5	0.499
5	5 170630G4_7	12.5	3.94	2.19e3	4.53e3	12.0	-3.7	0.483
6	6 170630G4_8	12.5	3.94	1.24e3	2.56e3	12.1	-3.2	0.485
7	7 170630G4_9	12.5	3.94	1.39e3	2.48e3	14.0	12.0	0.562

Dataset: U:\G1.PRO\Results\2017\170630G4\170638G4_CRV.qld

Last Altered: Friday, June 30, 2017 5:15:07 PM Pacific Daylight Time

Printed: Monday, July 03, 2017 8:27:13 AM Pacific Daylight Time

Compound name: 13C2-PFOA

Response Factor: 3.02029

RRF SD: 0.116621, Relative SD: 3.86124

Response type: Internal Std (Ref 24), Area * (IS Conc. / IS Area)

Curve type: RF

	# Name	Std. Conc	RT	Resp	IS Resp	Conc.	%Dev	RRF
1	1 170630G4_3	12.5	4.23	4.95e3	1.65e3	12.4	-0.7	3.00
2	2 170630G4_4	12.5	4.23	4.63e3	1.58e3	12.1	-3.1	2.93
3	3 170630G4_5	12.5	4.23	5.16e3	1.71e3	12.5	0.2	3.03
4	4 170630G4_6	12.5	4.23	4.78e3	1.69e3	11.7	-6.1	2.84
5	5 170630G4_7	12.5	4.23	9.15e3	2.87e3	13.2	5.6	3.19
6	6 170630G4_8	12.5	4.23	5.30e3	1.74e3	12.6	1.0	3.05
7	7 170630G4_9	12.5	4.23	5.30e3	1.70e3	12.9	3.1	3.12

Compound name: 13C5-PFNA

Response Factor: 0.879633

RRF SD: 0.063788, Relative SD: 7.25166

Response type: Internal Std (Ref 25), Area * (IS Conc. / IS Area)

Curve type: RF

	# Name	Std. Conc	RT	Resp	IS Resp	Conc.	%Dev	RRF
1	1 170630G4_3	12.5	4.57	1.40e3	1.63e3	12.2	-2.7	0.856
2	2 170630G4_4	12.5	4.57	1.60e3	1.82e3	12.5	-0.1	0.879
3	3 170630G4_5	12.5	4.57	2.01e3	2.12e3	13.4	7.6	0.946
4	4 170630G4_6	12.5	4.57	1.48e3	1.91e3	11.0	-11.8	0.776
5	5 170630G4_7	12.5	4.57	3.36e3	4.00e3	11.9	-4.5	0.840
6	6 170630G4_8	12.5	4.57	2.10e3	2.33e3	12.8	2.3	0.900
7	7 170630G4_9	12.5	4.57	2.33e3	2.43e3	13.7	9.2	0.961

Dataset: U:\G1.PRO\Results\2017\170630G4\170638G4_CRV.qld

Last Altered: Friday, June 30, 2017 5:15:07 PM Pacific Daylight Time

Printed: Monday, July 03, 2017 8:27:13 AM Pacific Daylight Time

Compound name: 13C2- PFDA

Response Factor: 2.29244

RRF SD: 0.315202, Relative SD: 13.7496

Response type: Internal Std (Ref 27), Area * (IS Conc. / IS Area)

Curve type: RF

#	Name	Std. Conc	RT	Resp	IS Resp	Conc.	%Dev	RRF
1	1 170630G4_3	12.5	4.86	1.72e3	5.91e2	15.9	26.9	2.91
2	2 170630G4_4	12.5	4.86	2.42e3	1.09e3	12.1	-3.5	2.21
3	3 170630G4_5	12.5	4.86	2.98e3	1.41e3	11.5	-8.0	2.11
4	4 170630G4_6	12.5	4.86	2.18e3	1.05e3	11.3	-9.2	2.08
5	5 170630G4_7	12.5	4.86	5.73e3	2.48e3	12.6	0.9	2.31
6	6 170630G4_8	12.5	4.86	4.64e3	1.89e3	13.4	7.0	2.45
7	7 170630G4_9	12.5	4.86	4.50e3	2.28e3	10.7	-14.1	1.97

Compound name: 13C8-PFOS

Response Factor: 1.03134

RRF SD: 0.179463, Relative SD: 17.4009

Response type: Internal Std (Ref 26), Area * (IS Conc. / IS Area)

Curve type: RF

#	Name	Std. Conc	RT	Resp	IS Resp	Conc.	%Dev	RRF
1	1 170630G4_3	12.5	4.64	1.35e3	9.59e2	17.0	36.3	1.41
2	2 170630G4_4	12.5	4.64	1.54e3	1.83e3	10.2	-18.2	0.844
3	3 170630G4_5	12.5	4.64	1.69e3	1.78e3	11.5	-7.9	0.950
4	4 170630G4_6	12.5	4.64	1.42e3	1.31e3	13.1	5.2	1.08
5	5 170630G4_7	12.5	4.64	3.18e3	3.26e3	11.8	-5.5	0.975
6	6 170630G4_8	12.5	4.64	2.09e3	2.14e3	11.9	-5.2	0.978
7	7 170630G4_9	12.5	4.64	2.42e3	2.47e3	11.9	-4.8	0.982

Dataset: U:\G1.PRO\Results\2017\170630G4\170638G4_CRV.qld

Last Altered: Friday, June 30, 2017 5:15:07 PM Pacific Daylight Time

Printed: Monday, July 03, 2017 8:27:13 AM Pacific Daylight Time

Compound name: 13C4-PFBA

Response Factor: 1

RRF SD: 7.85046e-017, Relative SD: 7.85046e-015

Response type: Internal Std (Ref 21), Area * (IS Conc. / IS Area)

Curve type: RF

#	Name	Std. Conc	RT	Resp	IS Resp	Conc.	%Dev	RRF
1	1 170630G4_3	12.5	1.72	4.25e3	4.25e3	12.5	-0.0	1.00
2	2 170630G4_4	12.5	1.70	4.32e3	4.32e3	12.5	0.0	1.00
3	3 170630G4_5	12.5	1.70	4.30e3	4.30e3	12.5	0.0	1.00
4	4 170630G4_6	12.5	1.71	4.78e3	4.78e3	12.5	0.0	1.00
5	5 170630G4_7	12.5	1.72	6.49e3	6.49e3	12.5	0.0	1.00
6	6 170630G4_8	12.5	1.71	4.19e3	4.19e3	12.5	-0.0	1.00
7	7 170630G4_9	12.5	1.71	3.84e3	3.84e3	12.5	-0.0	1.00

Compound name: 13C5-PFHxA

Response Factor: 1

RRF SD: 9.06493e-017, Relative SD: 9.06493e-015

Response type: Internal Std (Ref 22), Area * (IS Conc. / IS Area)

Curve type: RF

#	Name	Std. Conc	RT	Resp	IS Resp	Conc.	%Dev	RRF
1	1 170630G4_3	12.5	3.29	4.68e3	4.68e3	12.5	0.0	1.00
2	2 170630G4_4	12.5	3.29	4.19e3	4.19e3	12.5	0.0	1.00
3	3 170630G4_5	12.5	3.29	4.43e3	4.43e3	12.5	0.0	1.00
4	4 170630G4_6	12.5	3.29	4.63e3	4.63e3	12.5	0.0	1.00
5	5 170630G4_7	12.5	3.29	7.25e3	7.25e3	12.5	0.0	1.00
6	6 170630G4_8	12.5	3.29	3.83e3	3.83e3	12.5	0.0	1.00
7	7 170630G4_9	12.5	3.29	3.86e3	3.86e3	12.5	0.0	1.00

Dataset: U:\G1.PRO\Results\2017\170630G4\170638G4_CRV.qld

Last Altered: Friday, June 30, 2017 5:15:07 PM Pacific Daylight Time

Printed: Monday, July 03, 2017 8:27:13 AM Pacific Daylight Time

Compound name: 13C3-PFHxS

Response Factor: 1

RRF SD: 0, Relative SD: 0

Response type: Internal Std (Ref 23), Area * (IS Conc. / IS Area)

Curve type: RF

#	Name	Std. Conc	RT	Resp	IS Resp	Conc.	%Dev	RRF
1	1 170630G4_3	12.5	3.94	2.96e3	2.96e3	12.5	0.0	1.00
2	2 170630G4_4	12.5	3.94	2.46e3	2.46e3	12.5	0.0	1.00
3	3 170630G4_5	12.5	3.94	2.91e3	2.91e3	12.5	0.0	1.00
4	4 170630G4_6	12.5	3.94	2.77e3	2.77e3	12.5	0.0	1.00
5	5 170630G4_7	12.5	3.94	4.53e3	4.53e3	12.5	0.0	1.00
6	6 170630G4_8	12.5	3.94	2.56e3	2.56e3	12.5	0.0	1.00
7	7 170630G4_9	12.5	3.94	2.48e3	2.48e3	12.5	0.0	1.00

Compound name: 13C8-PFOA

Response Factor: 1

RRF SD: 1.35974e-016, Relative SD: 1.35974e-014

Response type: Internal Std (Ref 24), Area * (IS Conc. / IS Area)

Curve type: RF

#	Name	Std. Conc	RT	Resp	IS Resp	Conc.	%Dev	RRF
1	1 170630G4_3	12.5	4.23	1.65e3	1.65e3	12.5	0.0	1.00
2	2 170630G4_4	12.5	4.23	1.58e3	1.58e3	12.5	0.0	1.00
3	3 170630G4_5	12.5	4.23	1.71e3	1.71e3	12.5	0.0	1.00
4	4 170630G4_6	12.5	4.23	1.69e3	1.69e3	12.5	0.0	1.00
5	5 170630G4_7	12.5	4.23	2.87e3	2.87e3	12.5	0.0	1.00
6	6 170630G4_8	12.5	4.23	1.74e3	1.74e3	12.5	-0.0	1.00
7	7 170630G4_9	12.5	4.23	1.70e3	1.70e3	12.5	0.0	1.00

Dataset: U:\G1.PRO\Results\2017\170630G4\170638G4_CRV.qld

Last Altered: Friday, June 30, 2017 5:15:07 PM Pacific Daylight Time

Printed: Monday, July 03, 2017 8:27:13 AM Pacific Daylight Time

Compound name: 13C9-PFNA

Response Factor: 1

RRF SD: 9.06493e-017, Relative SD: 9.06493e-015

Response type: Internal Std (Ref 25), Area * (IS Conc. / IS Area)

Curve type: RF

#	Name	Std. Conc	RT	Resp	IS Resp	Conc.	%Dev	RRF
1	1 170630G4_3	12.5	4.57	1.63e3	1.63e3	12.5	0.0	1.00
2	2 170630G4_4	12.5	4.57	1.82e3	1.82e3	12.5	0.0	1.00
3	3 170630G4_5	12.5	4.57	2.12e3	2.12e3	12.5	0.0	1.00
4	4 170630G4_6	12.5	4.57	1.91e3	1.91e3	12.5	0.0	1.00
5	5 170630G4_7	12.5	4.57	4.00e3	4.00e3	12.5	0.0	1.00
6	6 170630G4_8	12.5	4.57	2.33e3	2.33e3	12.5	0.0	1.00
7	7 170630G4_9	12.5	4.57	2.43e3	2.43e3	12.5	0.0	1.00

Compound name: 13C4-PFOS

Response Factor: 1

RRF SD: 4.53247e-017, Relative SD: 4.53247e-015

Response type: Internal Std (Ref 26), Area * (IS Conc. / IS Area)

Curve type: RF

#	Name	Std. Conc	RT	Resp	IS Resp	Conc.	%Dev	RRF
1	1 170630G4_3	12.5	4.64	9.59e2	9.59e2	12.5	0.0	1.00
2	2 170630G4_4	12.5	4.64	1.83e3	1.83e3	12.5	0.0	1.00
3	3 170630G4_5	12.5	4.64	1.78e3	1.78e3	12.5	0.0	1.00
4	4 170630G4_6	12.5	4.64	1.31e3	1.31e3	12.5	0.0	1.00
5	5 170630G4_7	12.5	4.64	3.26e3	3.26e3	12.5	-0.0	1.00
6	6 170630G4_8	12.5	4.64	2.14e3	2.14e3	12.5	0.0	1.00
7	7 170630G4_9	12.5	4.64	2.47e3	2.47e3	12.5	0.0	1.00

Dataset: U:\G1.PRO\Results\2017\170630G4\170638G4_CRV.qld

Last Altered: Friday, June 30, 2017 5:15:07 PM Pacific Daylight Time

Printed: Monday, July 03, 2017 8:27:13 AM Pacific Daylight Time

Compound name: 13C6-PFDA

Response Factor: 1

RRF SD: 9.06493e-017, Relative SD: 9.06493e-015

Response type: Internal Std (Ref 27), Area * (IS Conc. / IS Area)

Curve type: RF

#	Name	Std. Conc	RT	Resp	IS Resp	Conc.	%Dev	RRF
1	1 170630G4_3	12.5	4.86	5.91e2	5.91e2	12.5	0.0	1.00
2	2 170630G4_4	12.5	4.86	1.09e3	1.09e3	12.5	0.0	1.00
3	3 170630G4_5	12.5	4.86	1.41e3	1.41e3	12.5	0.0	1.00
4	4 170630G4_6	12.5	4.86	1.05e3	1.05e3	12.5	0.0	1.00
5	5 170630G4_7	12.5	4.86	2.48e3	2.48e3	12.5	0.0	1.00
6	6 170630G4_8	12.5	4.86	1.89e3	1.89e3	12.5	0.0	1.00
7	7 170630G4_9	12.5	4.86	2.28e3	2.28e3	12.5	0.0	1.00

Compound name: Total PFBS

Correlation coefficient: $r = 0.999702$, $r^2 = 0.999404$

Calibration curve: $1.78146 * x + 0.113316$

Response type: Internal Std (Ref 12), Area * (IS Conc. / IS Area)

Curve type: Linear, Origin: Exclude, Weighting: 1/x, Axis trans: None

Am let 7/3/17
am 7/3/17

#	Name	Std. Conc	RT	Resp	IS Resp	Conc.	%Dev	RRF
1	1 170630G4_3	0.500			1.27e3	0.547		
2	2 170630G4_4	1.00			1.32e3	1.81		
3	3 170630G4_5	2.00			1.25e3	1.89		
4	4 170630G4_6	5.00			1.29e3	5.39		
5	5 170630G4_7	10.0			1.76e3	9.88		
6	6 170630G4_8	50.0			1.13e3	97.6		
7	7 170630G4_9	100			1.09e3	101		

Dataset: Untitled

Last Altered: Friday, June 30, 2017 4:15:06 PM Pacific Daylight Time

Printed: Friday, June 30, 2017 4:15:19 PM Pacific Daylight Time

Method: U:\G1.PRO\MethDB\PFAS_14or16_2trans_0630.mdb 30 Jun 2017 11:00:22

Calibration: U:\G1.PRO\CurveDB\C18_VAL-PFC_Q1_6-30-17_L16_2Trans.cdb 30 Jun 2017 15:52:53

Compound name: PFBA

	Name	ID	Acq.Date	Acq.Time
1	170630G4_1	IPA	30-Jun-17	12:54:17
2	170630G4_2	ST170630G4-1 PFC CS-2 17F3022	30-Jun-17	13:06:31
3	170630G4_3	ST170630G4-2 PFC CS-1 17F3023	30-Jun-17	13:19:10
4	170630G4_4	ST170630G4-3 PFC CS0 17F3024	30-Jun-17	13:31:30
5	170630G4_5	ST170630G4-4 PFC CS1 17F3025	30-Jun-17	13:43:49
6	170630G4_6	ST170630G4-5 PFC CS2 17F3026	30-Jun-17	13:56:05
7	170630G4_7	ST170630G4-6 PFC CS3 17F2925	30-Jun-17	14:08:42
8	170630G4_8	ST170630G4-7 PFC CS4 17F3027	30-Jun-17	14:21:08
9	170630G4_9	ST170630G4-8 PFC CS5 17F3028	30-Jun-17	14:33:27
10	170630G4_10	IPA	30-Jun-17	14:45:53
11	170630G4_11	SS170630G4-1 PFC SSS 17F3021	30-Jun-17	14:58:51
12	170630G4_12	IPA	30-Jun-17	15:10:49

Dataset: U:\G1.PRO\Results\2017\170630G4\170638G4_CRV.qld

Last Altered: Friday, June 30, 2017 5:15:07 PM Pacific Daylight Time

Printed: Monday, July 03, 2017 8:26:01 AM Pacific Daylight Time

Method: U:\G1.pro\MethDB\PFAS_14or16_2trans_0630.mdb 30 Jun 2017 17:00:08

Calibration: U:\G1.PRO\CurveDB\C18_VAL-PFC_Q1_6-30-17_L16_2Trans.cdb 30 Jun 2017 17:15:07

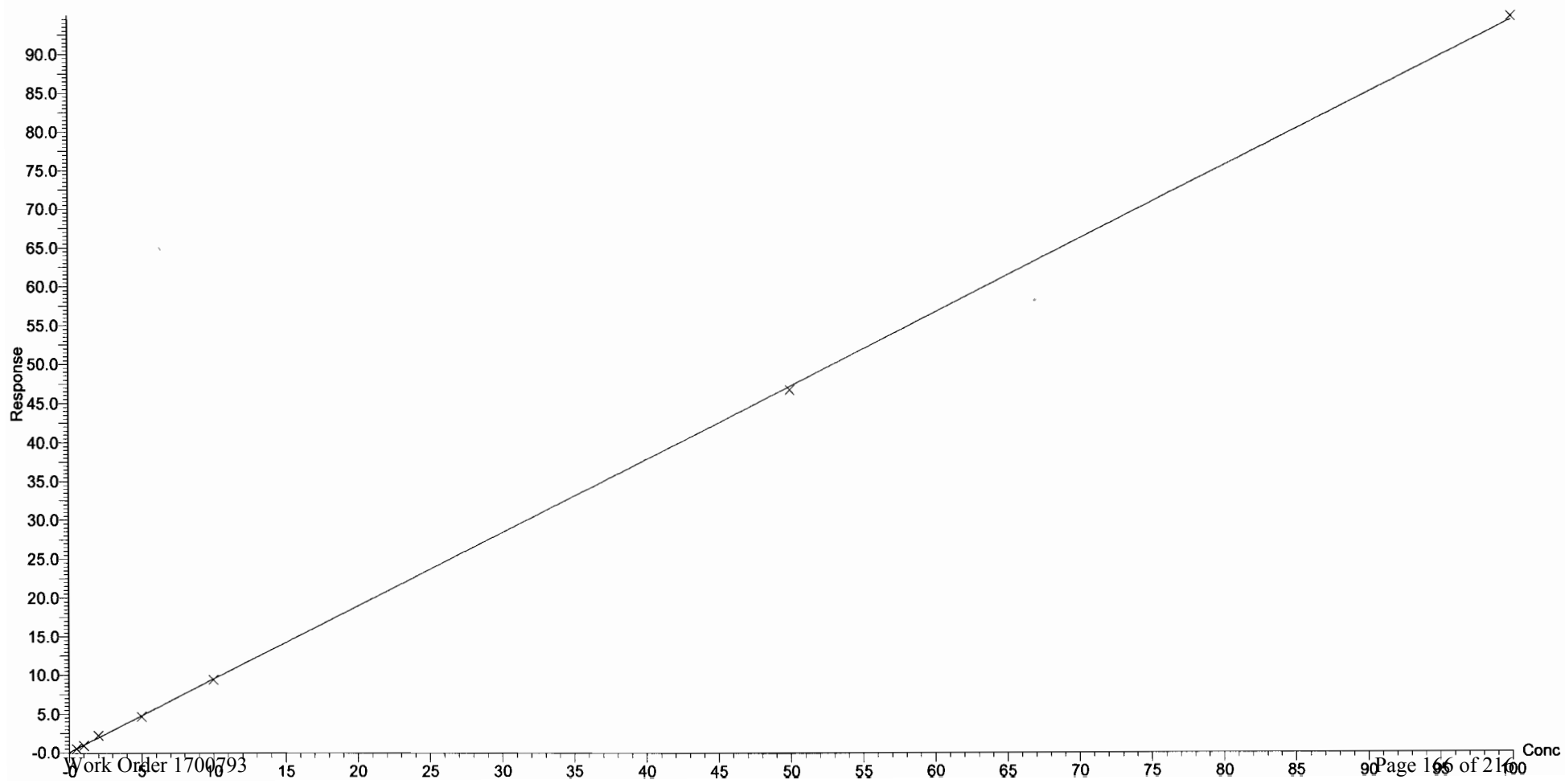
Compound name: PFBA

Correlation coefficient: $r = 0.999795$, $r^2 = 0.999589$

Calibration curve: $0.944941 * x + 0.0444903$

Response type: Internal Std (Ref 11), Area * (IS Conc. / IS Area)

Curve type: Linear, Origin: Exclude, Weighting: 1/x, Axis trans: None



Dataset: U:\G1.PRO\Results\2017\170630G4\170638G4_CRV.qld

Last Altered: Friday, June 30, 2017 5:15:07 PM Pacific Daylight Time

Printed: Monday, July 03, 2017 8:26:01 AM Pacific Daylight Time

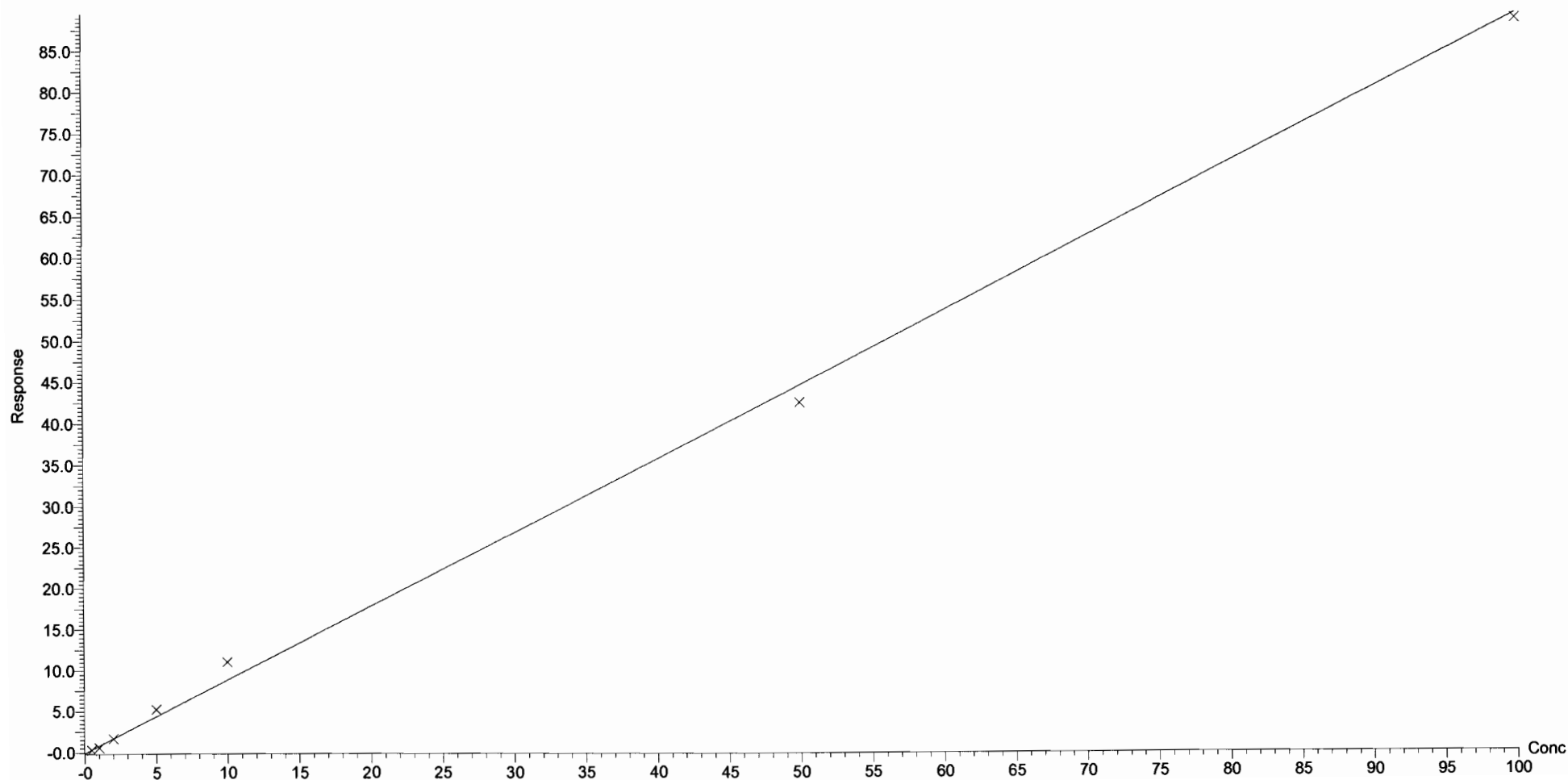
Compound name: PFPeA

Correlation coefficient: $r = 0.996953$, $r^2 = 0.993916$

Calibration curve: $0.895428 * x + -0.0904433$

Response type: Internal Std (Ref 13), Area * (IS Conc. / IS Area)

Curve type: Linear, Origin: Exclude, Weighting: 1/x, Axis trans: None



Dataset: U:\G1.PRO\Results\2017\170630G4\170638G4_CRV.qld

Last Altered: Friday, June 30, 2017 5:15:07 PM Pacific Daylight Time

Printed: Monday, July 03, 2017 8:26:01 AM Pacific Daylight Time

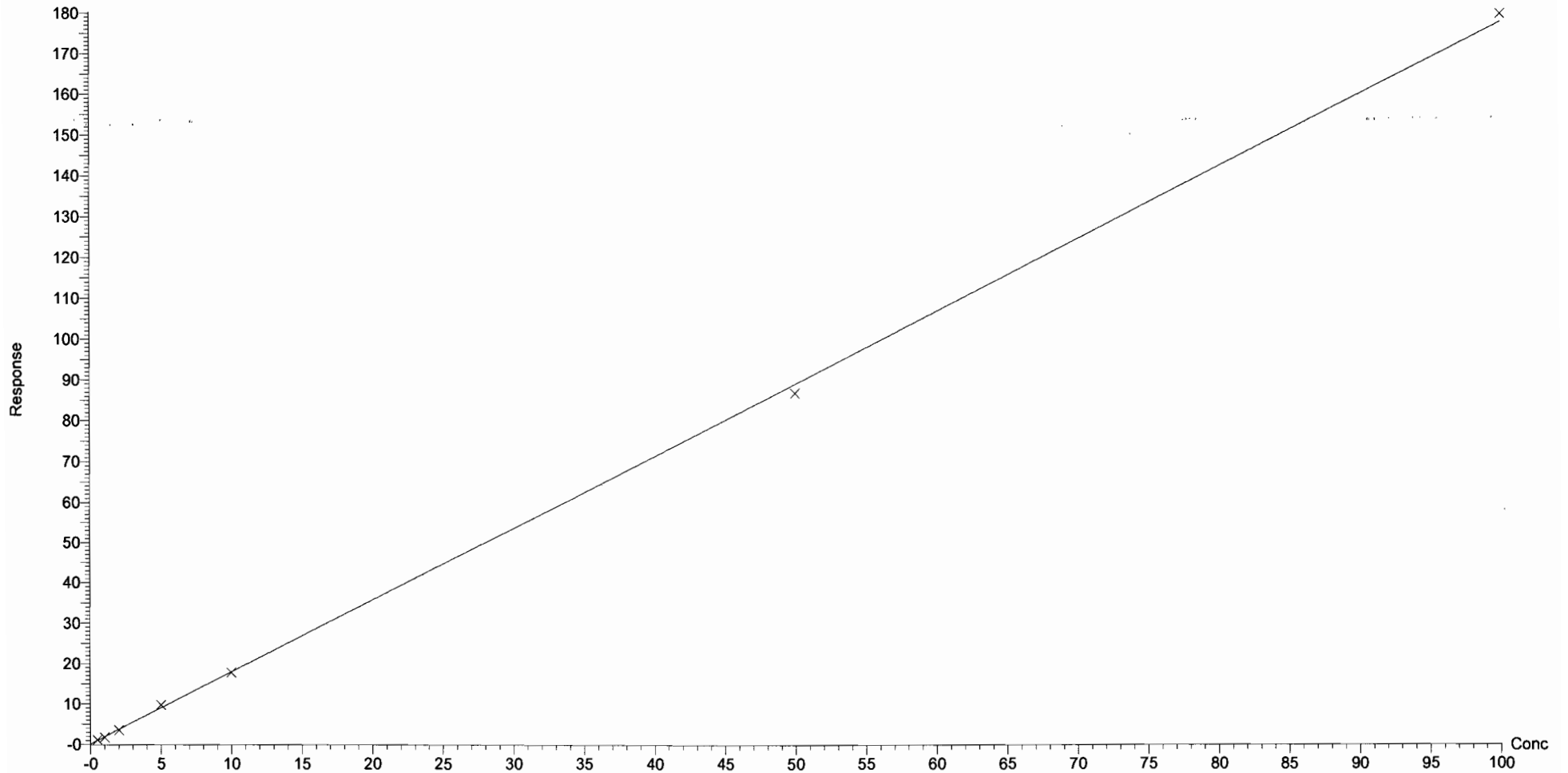
Compound name: PFBS

Correlation coefficient: $r = 0.999702$, $r^2 = 0.999404$

Calibration curve: $1.78146 * x + 0.113316$

Response type: Internal Std (Ref 12), Area * (IS Conc. / IS Area)

Curve type: Linear; Origin: Exclude, Weighting: 1/x, Axis trans: None



Dataset: U:\G1.PRO\Results\2017\170630G4\170638G4_CRV.qld

Last Altered: Friday, June 30, 2017 5:15:07 PM Pacific Daylight Time

Printed: Monday, July 03, 2017 8:26:01 AM Pacific Daylight Time

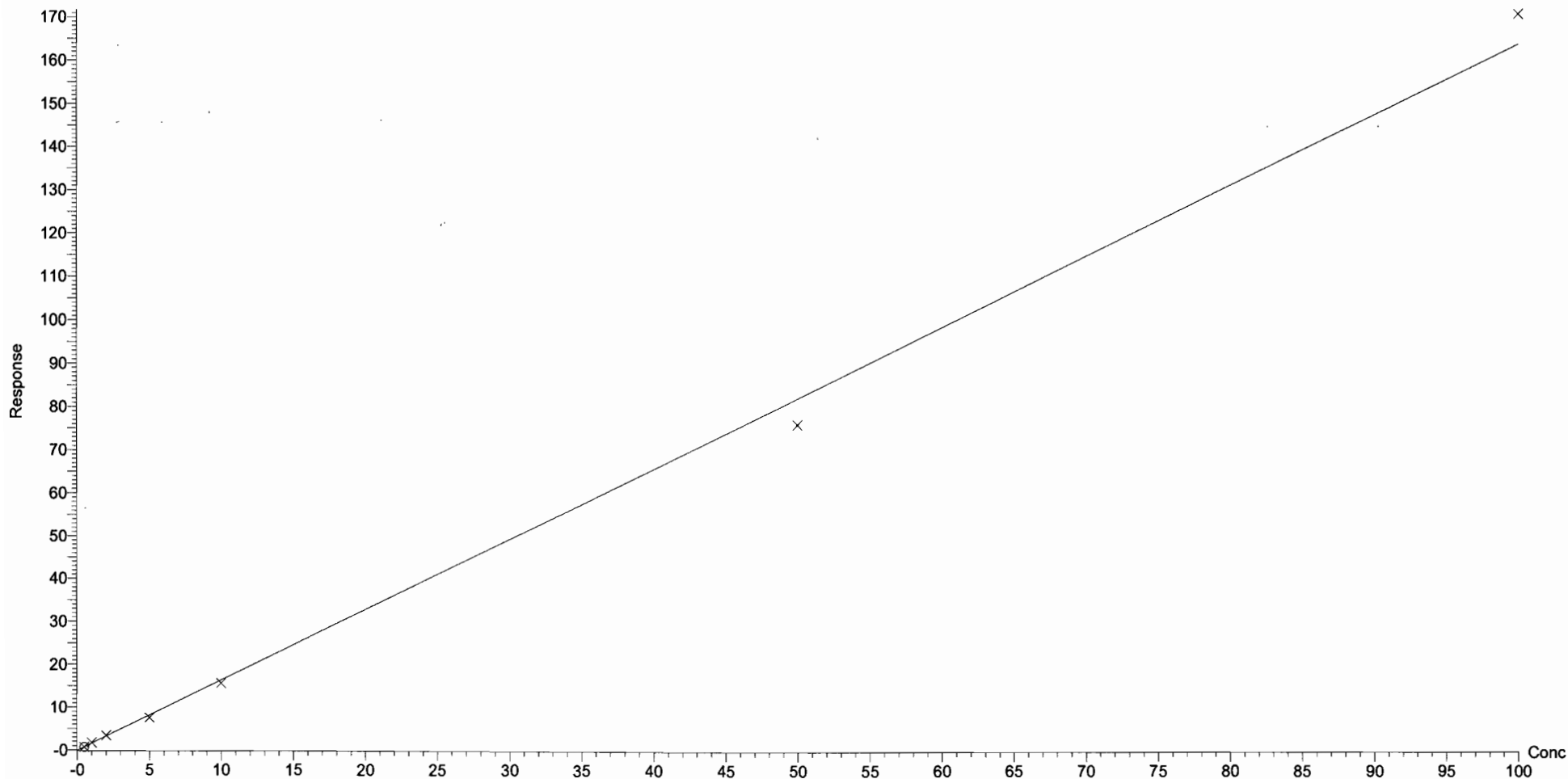
Compound name: PFHxA

Correlation coefficient: $r = 0.998286$, $r^2 = 0.996576$

Calibration curve: $1.64669 * x + -0.0592162$

Response type: Internal Std (Ref 14), Area * (IS Conc. / IS Area)

Curve type: Linear, Origin: Exclude, Weighting: 1/x, Axis trans: None



Dataset: U:\G1.PRO\Results\2017\170630G4\170638G4_CRV.qld

Last Altered: Friday, June 30, 2017 5:15:07 PM Pacific Daylight Time

Printed: Monday, July 03, 2017 8:26:01 AM Pacific Daylight Time

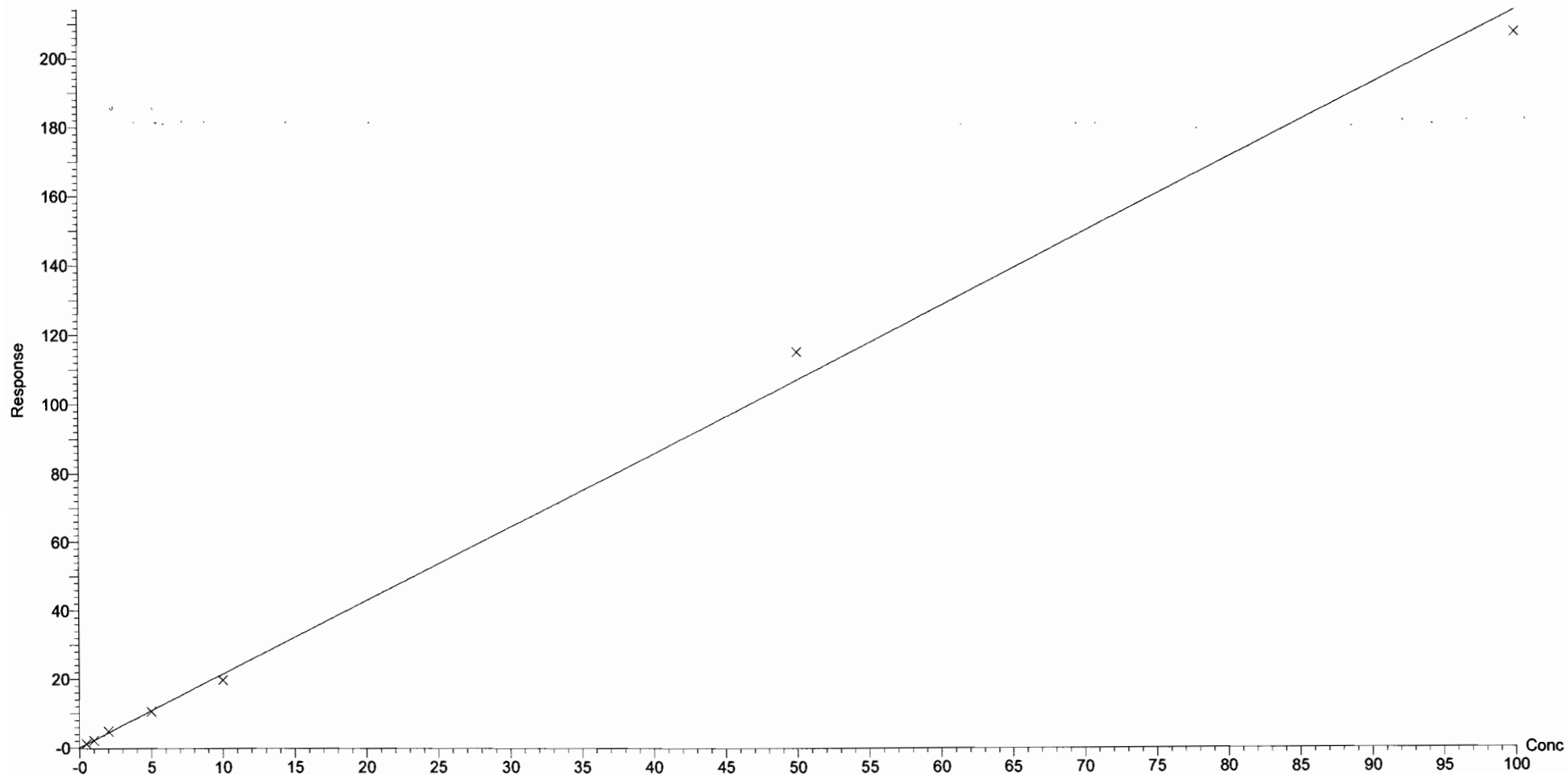
Compound name: PFHpA

Correlation coefficient: $r = 0.998469$, $r^2 = 0.996940$

Calibration curve: $2.14098 * x + 0.124957$

Response type: Internal Std (Ref 15), Area * (IS Conc. / IS Area)

Curve type: Linear, Origin: Exclude, Weighting: 1/x, Axis trans: None



Dataset: U:\G1.PRO\Results\2017\170630G4\170638G4_CRV.qld

Last Altered: Friday, June 30, 2017 5:15:07 PM Pacific Daylight Time

Printed: Monday, July 03, 2017 8:26:01 AM Pacific Daylight Time

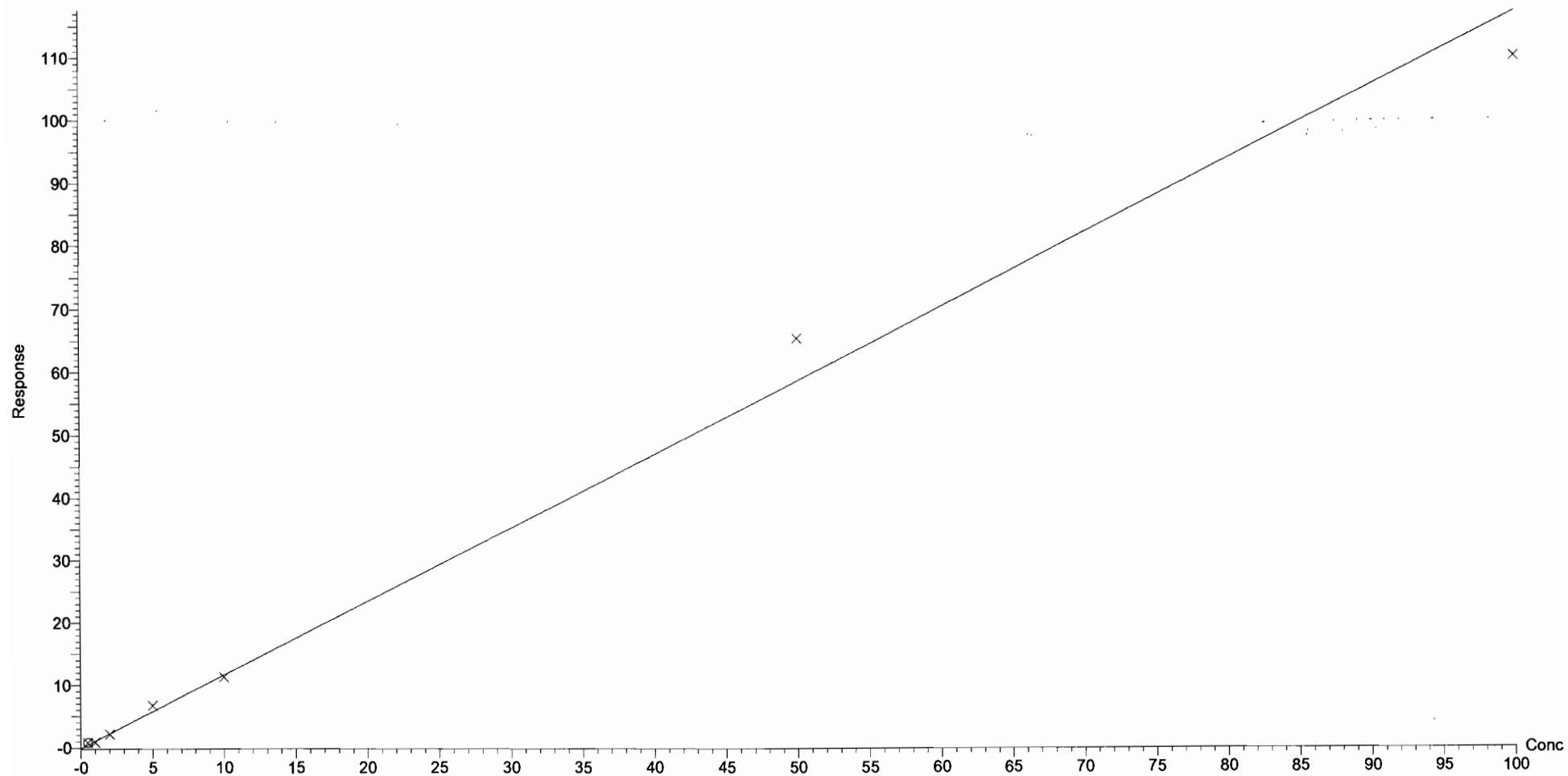
Compound name: PFHxS

Correlation coefficient: $r = 0.995890$, $r^2 = 0.991798$

Calibration curve: $1.17669 * x + -0.128291$

Response type: Internal Std (Ref 16), Area * (IS Conc. / IS Area)

Curve type: Linear, Origin: Exclude, Weighting: 1/x, Axis trans: None



Dataset: U:\G1.PRO\Results\2017\170630G4\170638G4_CRV.qld

Last Altered: Friday, June 30, 2017 5:15:07 PM Pacific Daylight Time

Printed: Monday, July 03, 2017 8:26:01 AM Pacific Daylight Time

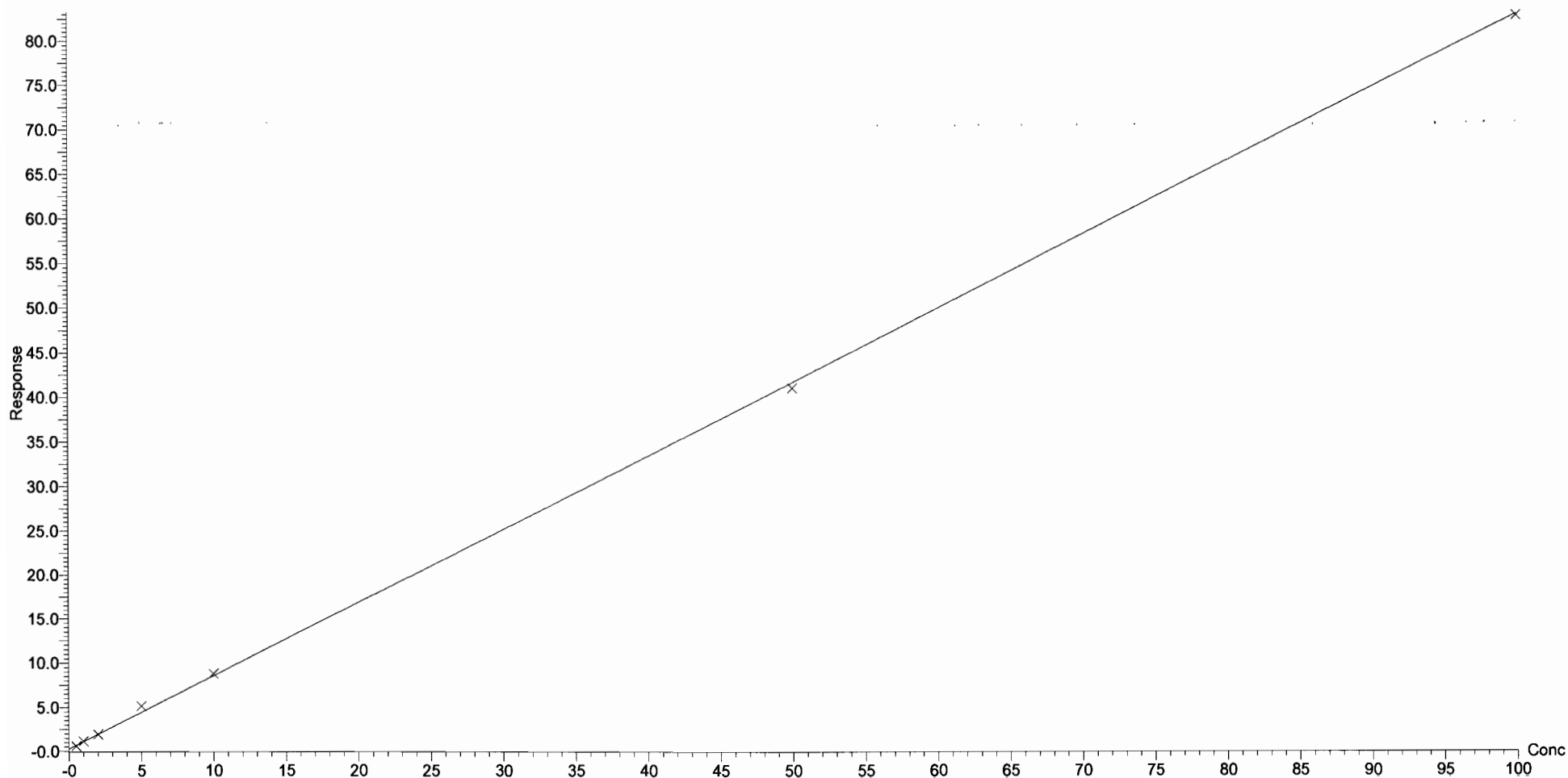
Compound name: PFOA

Correlation coefficient: $r = 0.999377$, $r^2 = 0.998754$

Calibration curve: $0.829556 * x + 0.29401$

Response type: Internal Std (Ref 17), Area * (IS Conc. / IS Area)

Curve type: Linear, Origin: Exclude, Weighting: 1/x, Axis trans: None

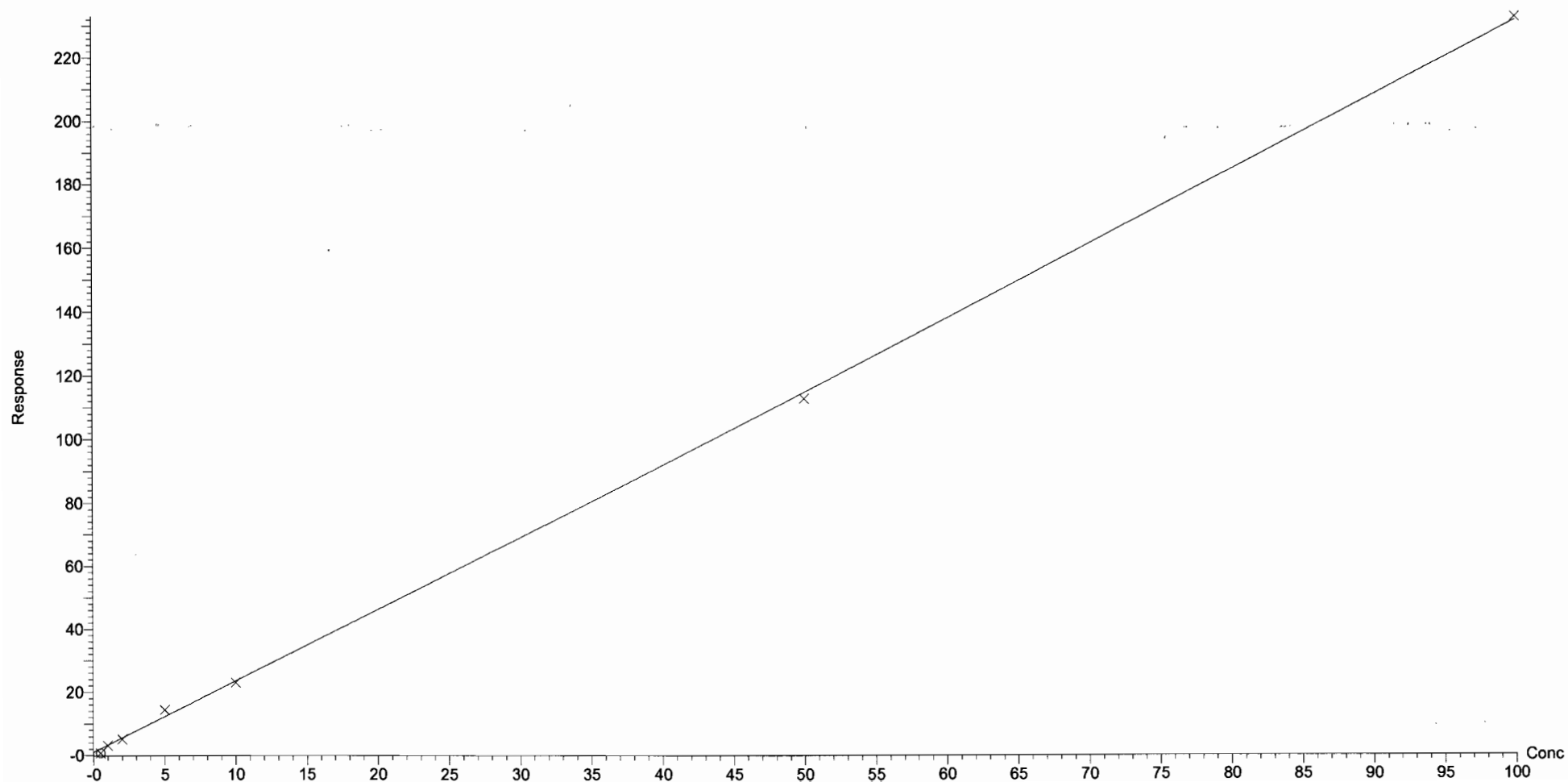


Dataset: U:\G1.PRO\Results\2017\170630G4\170638G4_CRV.qld

Last Altered: Friday, June 30, 2017 5:15:07 PM Pacific Daylight Time

Printed: Monday, July 03, 2017 8:26:01 AM Pacific Daylight Time

Compound name: PFNA
Coefficient of Determination: $R^2 = 0.998588$
Calibration curve: $0.000630113 * x^2 + 2.24747 * x + 1.02096$
Response type: Internal Std (Ref 18), Area * (IS Conc. / IS Area)
Curve type: 2nd Order, Origin: Exclude, Weighting: 1/x, Axis trans: None



Dataset: U:\G1.PRO\Results\2017\170630G4\170638G4_CRV.qld

Last Altered: Friday, June 30, 2017 5:15:07 PM Pacific Daylight Time

Printed: Monday, July 03, 2017 8:26:01 AM Pacific Daylight Time

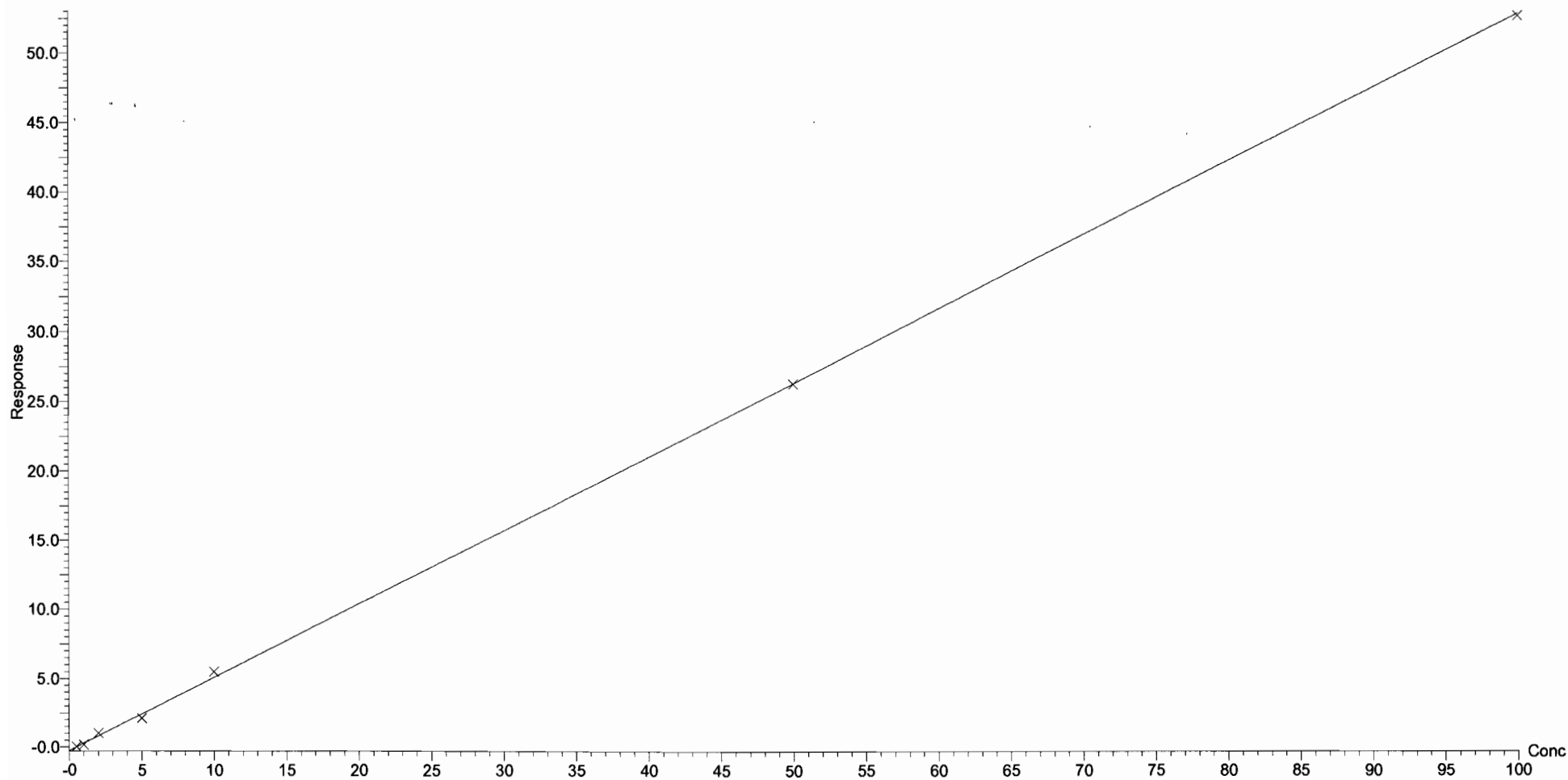
Compound name: PFOS

Correlation coefficient: $r = 0.999240$, $r^2 = 0.998480$

Calibration curve: $0.532841 * x + -0.251214$

Response type: Internal Std (Ref 20), Area * (IS Conc. / IS Area)

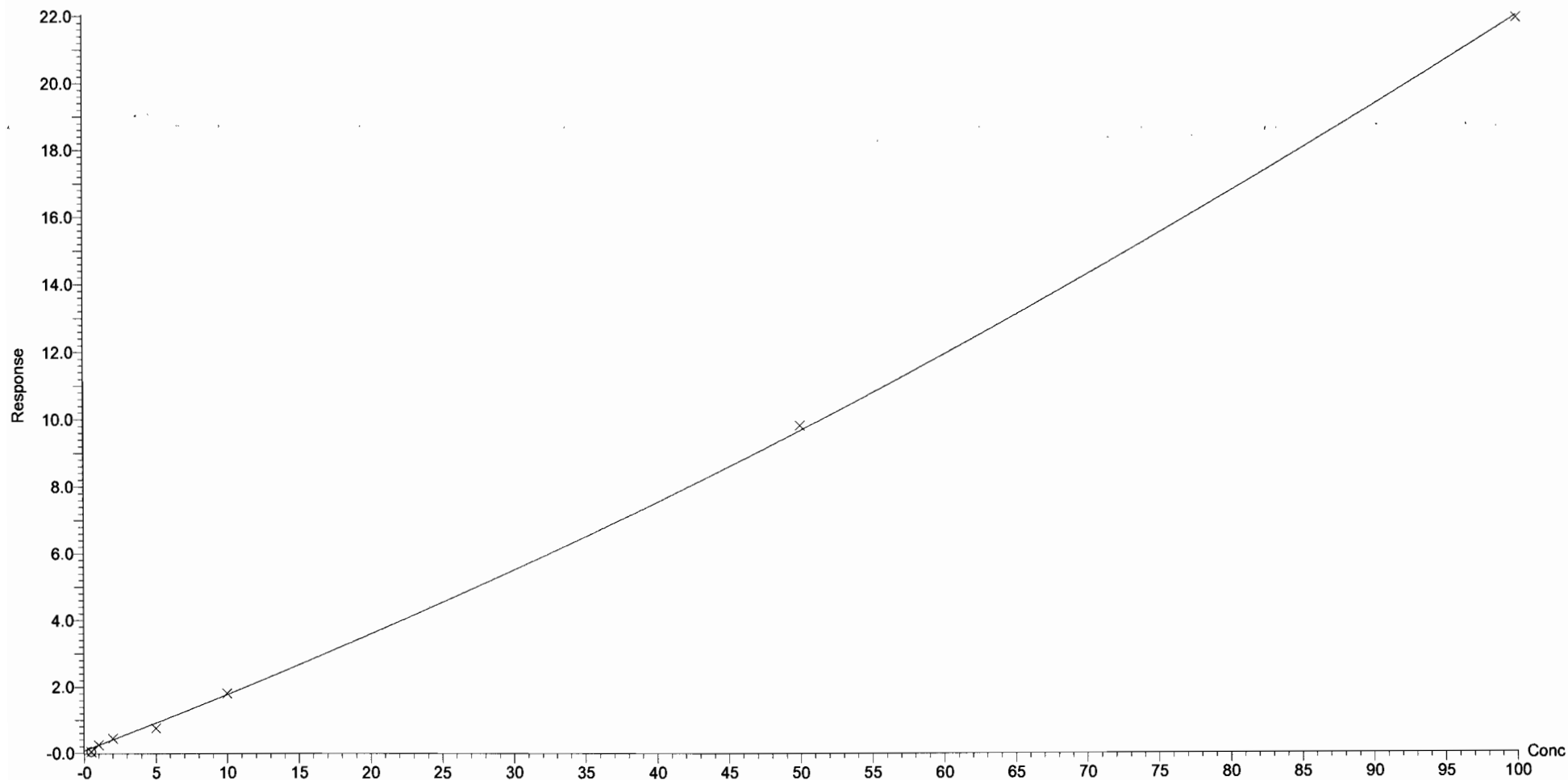
Curve type: Linear, Origin: Exclude, Weighting: 1/x, Axis trans: None



Dataset: U:\G1.PRO\Results\2017\170630G4\170638G4_CRV.qld

Last Altered: Friday, June 30, 2017 5:15:07 PM Pacific Daylight Time
Printed: Monday, July 03, 2017 8:26:01 AM Pacific Daylight Time

Compound name: PFDA
Coefficient of Determination: $R^2 = 0.998954$
Calibration curve: $0.000550073 * x^2 + 0.164733 * x + 0.0734046$
Response type: Internal Std (Ref 19), Area * (IS Conc. / IS Area)
Curve type: 2nd Order, Origin: Exclude, Weighting: 1/x, Axis trans: None

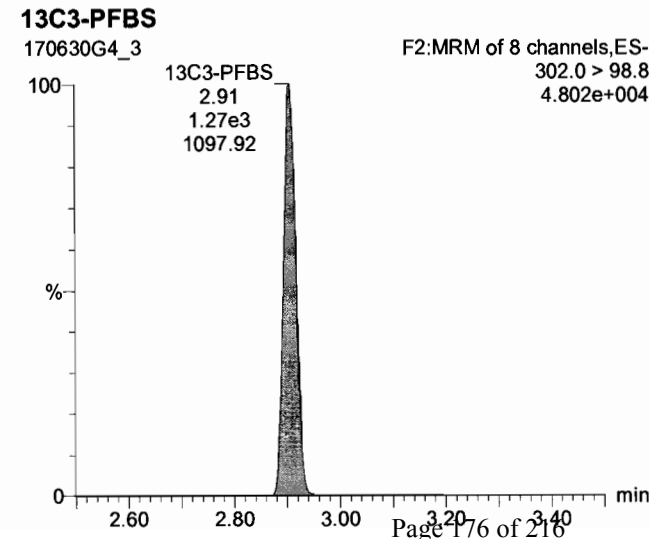
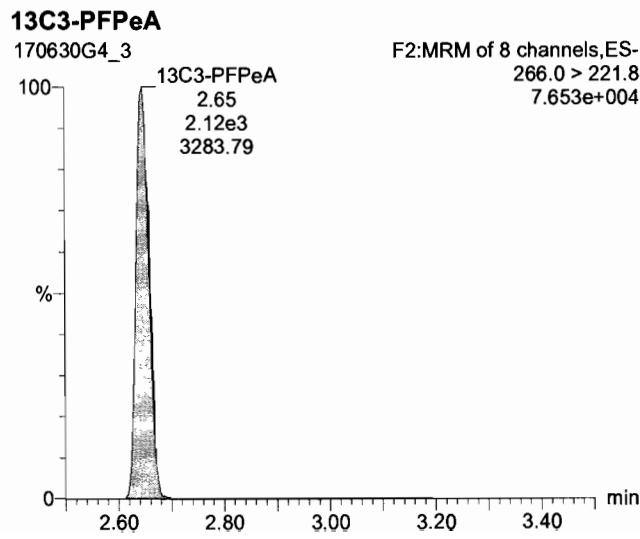
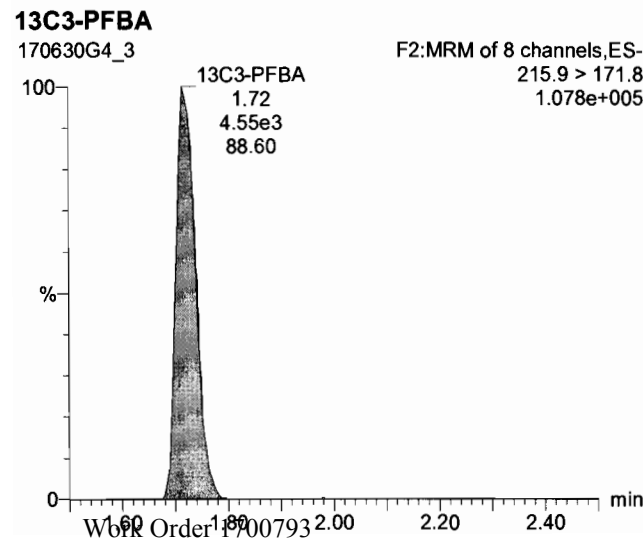
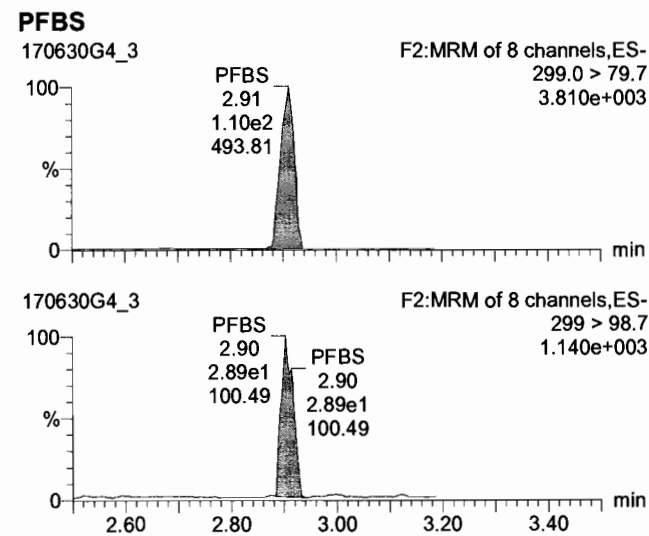
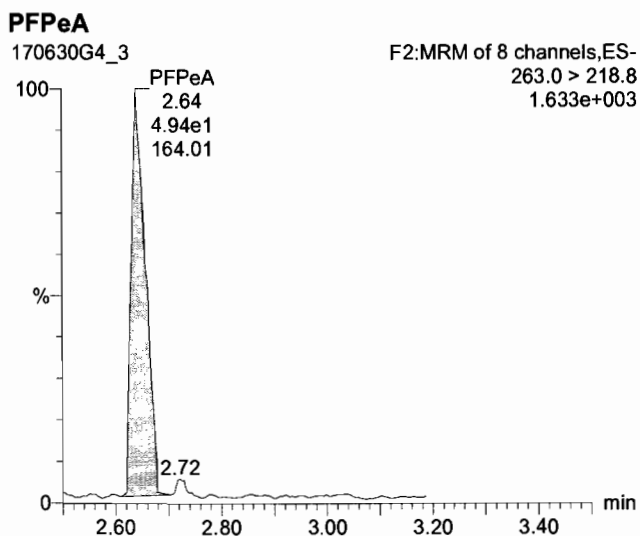
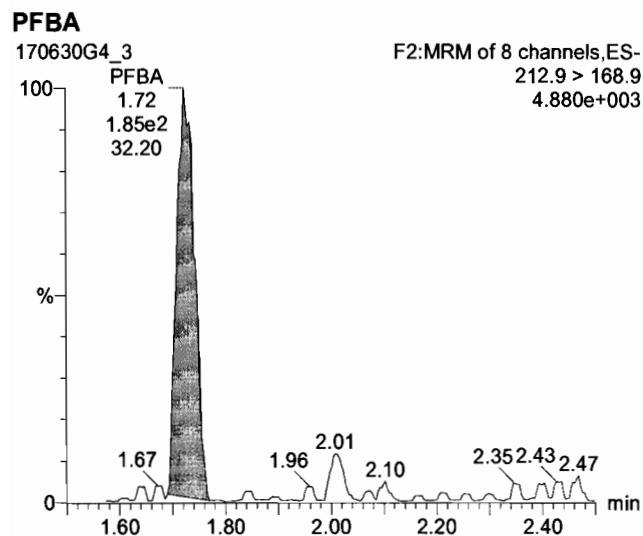


Dataset: U:\G1.PRO\Results\2017\170630G4\170638G4_CRV.qld

Last Altered: Friday, June 30, 2017 5:15:07 PM Pacific Daylight Time
Printed: Monday, July 03, 2017 8:24:07 AM Pacific Daylight Time

Method: U:\G1.pro\MethDB\PFAS_14or16_2trans_0630.mdb 30 Jun 2017 17:00:08
Calibration: U:\G1.PRO\CurveDB\C18_VAL-PFC_Q1_6-30-17_L16_2Trans.cdb 30 Jun 2017 17:15:07

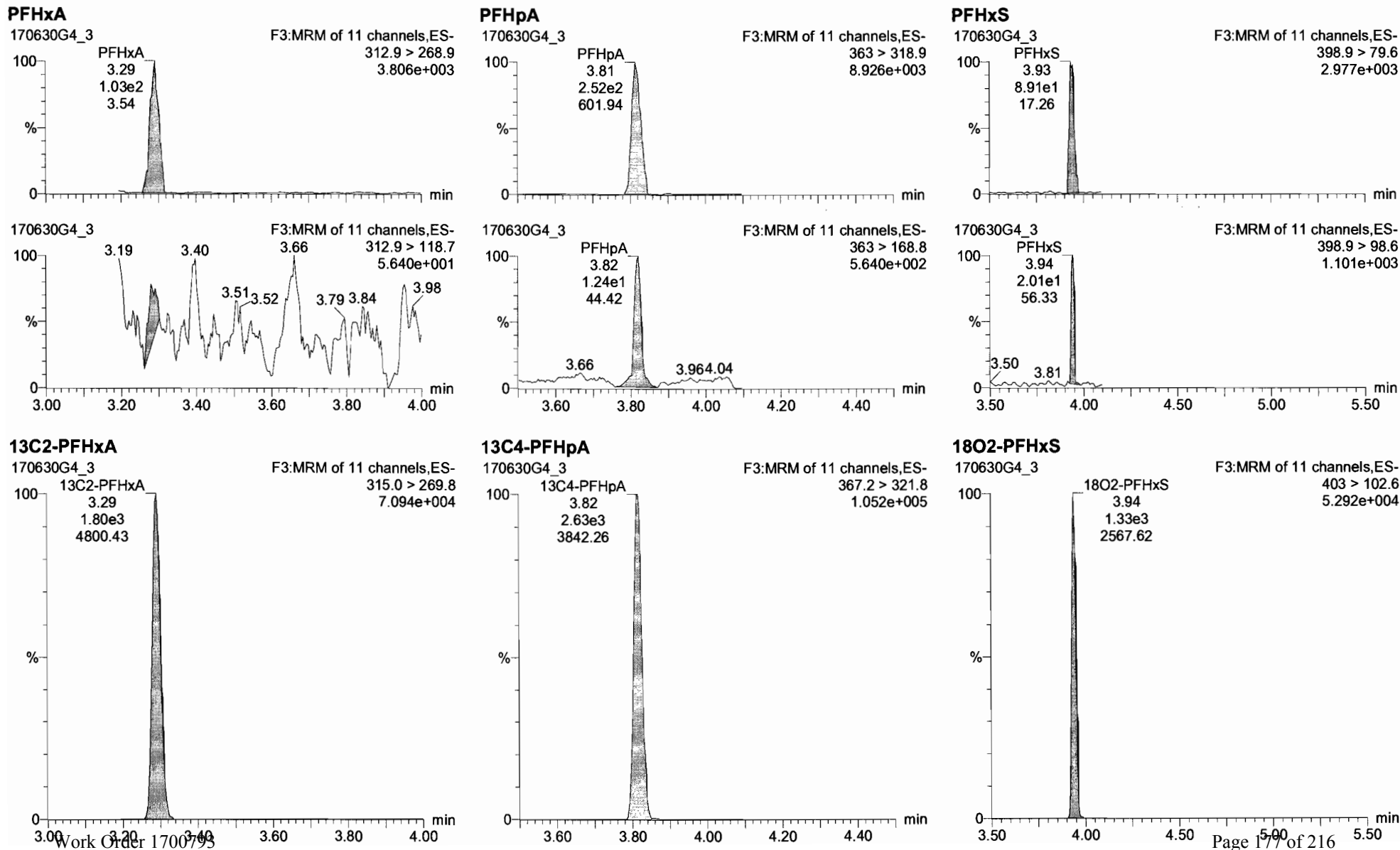
Name: 170630G4_3, Date: 30-Jun-2017, Time: 13:19:10, ID: ST170630G4-2 PFC CS-1 17F3023, Description: PFC CS-1 17F3023



Dataset: U:\G1.PRO\Results\2017\170630G4\170638G4_CRV.qld

Last Altered: Friday, June 30, 2017 5:15:07 PM Pacific Daylight Time
Printed: Monday, July 03, 2017 8:24:07 AM Pacific Daylight Time

Name: 170630G4_3, Date: 30-Jun-2017, Time: 13:19:10, ID: ST170630G4-2 PFC CS-1 17F3023, Description: PFC CS-1 17F3023




Dataset: U:\G1.PRO\Results\2017\170630G4\170638G4_CRV.qld

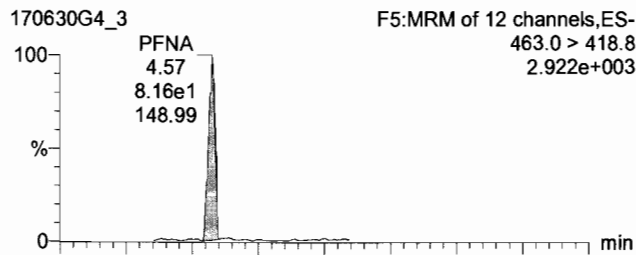
Last Altered: Friday, June 30, 2017 5:15:07 PM Pacific Daylight Time
Printed: Monday, July 03, 2017 8:24:07 AM Pacific Daylight Time

Name: 170630G4_3, Date: 30-Jun-2017, Time: 13:19:10, ID: ST170630G4-2 PFC CS-1 17F3023, Description: PFC CS-1 17F3023

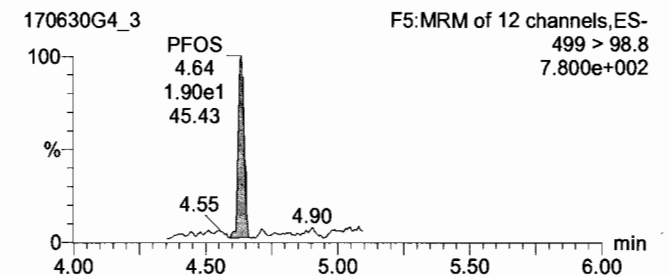
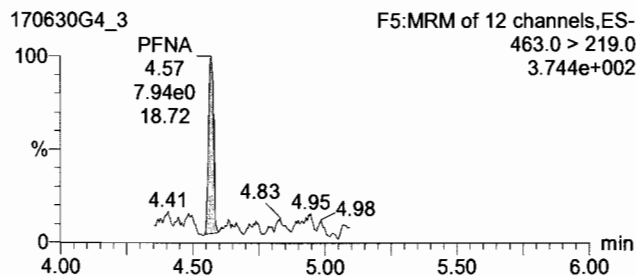

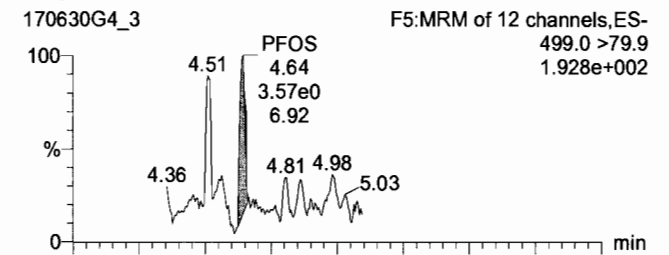
PFOA



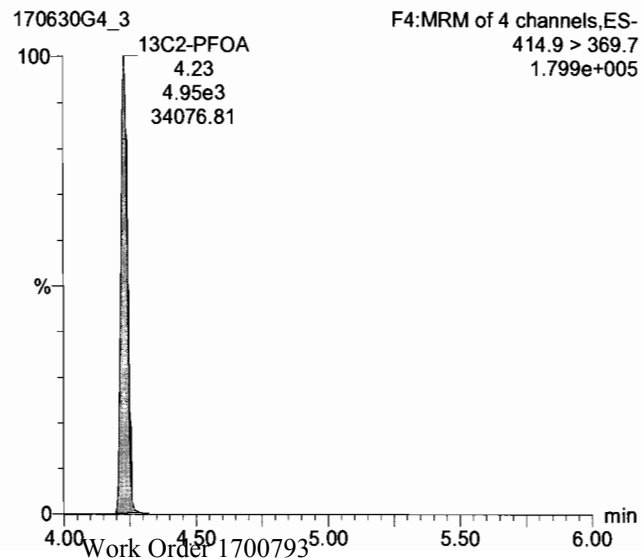
PFNA



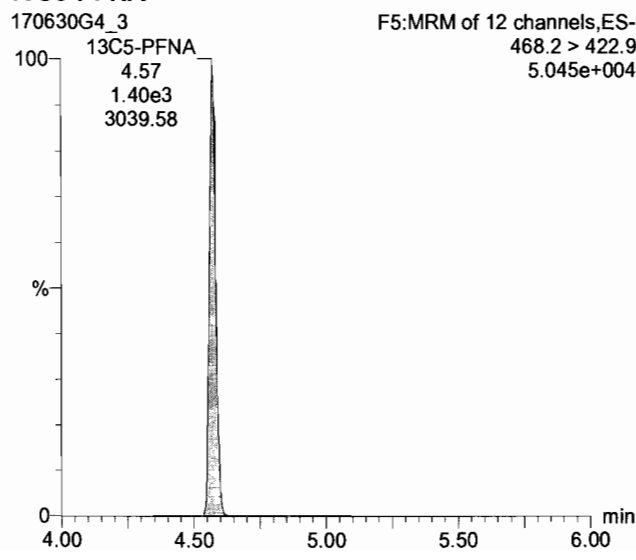
PFOS



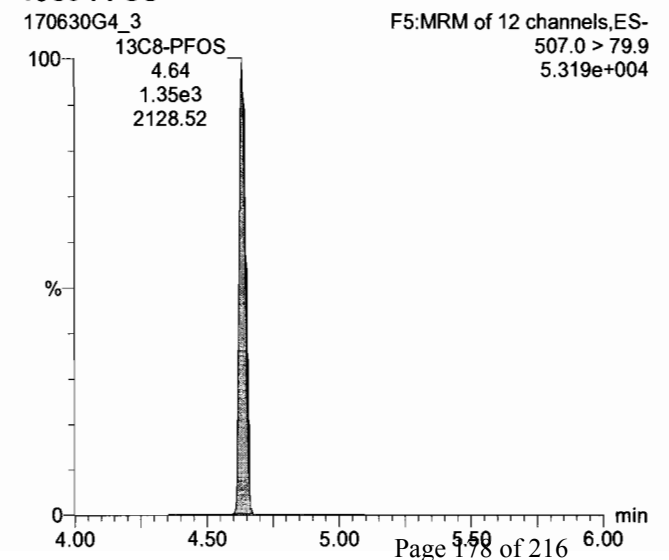
13C2-PFOA



13C5-PFNA



13C8-PFOS



Dataset: U:\G1.PRO\Results\2017\170630G4\170638G4_CRV.qld

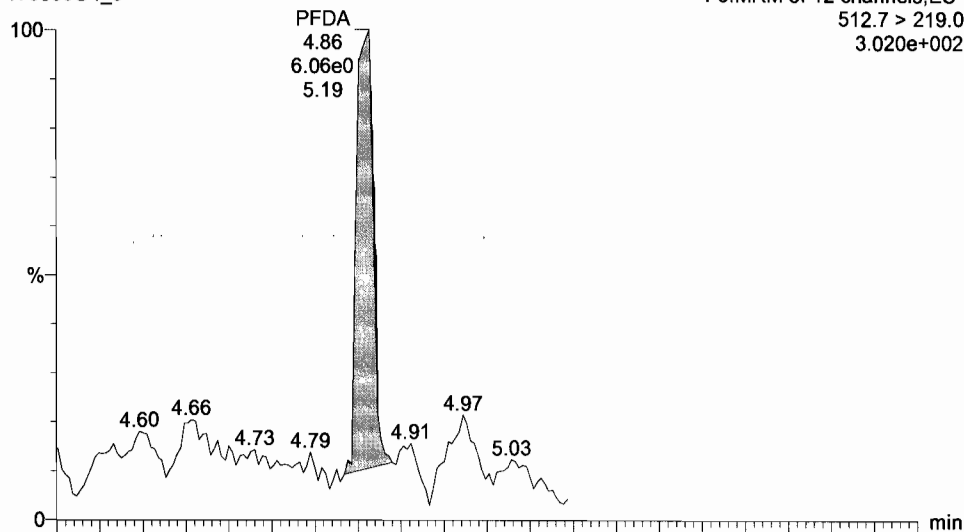
Last Altered: Friday, June 30, 2017 5:15:07 PM Pacific Daylight Time
Printed: Monday, July 03, 2017 8:24:07 AM Pacific Daylight Time

Name: 170630G4_3, Date: 30-Jun-2017, Time: 13:19:10, ID: ST170630G4-2 PFC CS-1 17F3023, Description: PFC CS-1 17F3023

PFDA

170630G4_3


F5:MRM of 12 channels, ES-
512.7 > 219.0
3.020e+002



13C2- PFDA

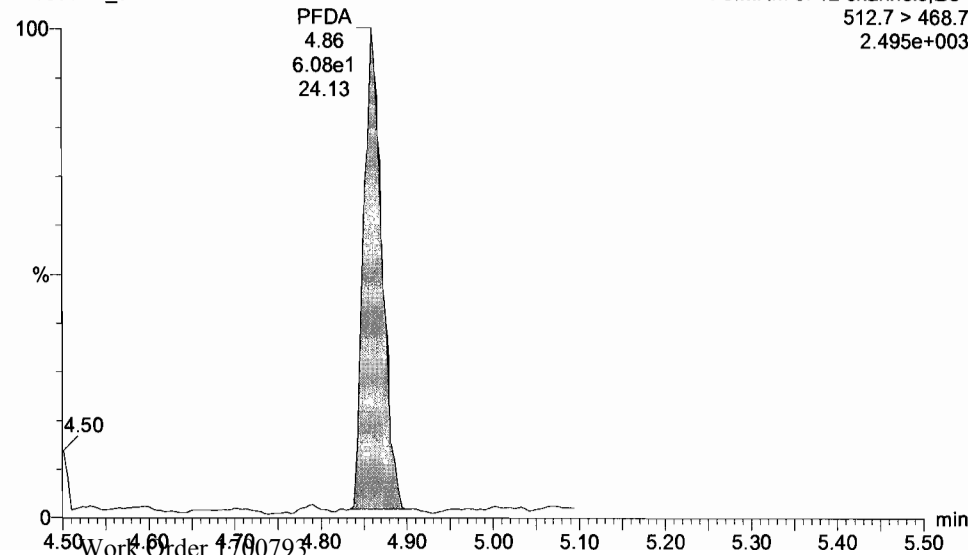
170630G4_3

F5:MRM of 12 channels, ES-
514.8 > 469.7
6.294e+004



170630G4_3

F5:MRM of 12 channels, ES-
512.7 > 468.7
2.495e+003

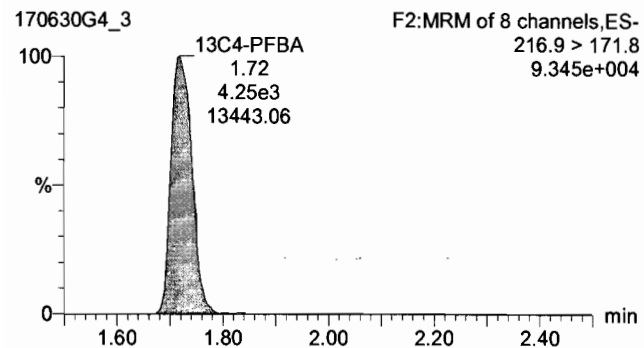


Dataset: U:\G1.PRO\Results\2017\170630G4\170638G4_CRV.qld

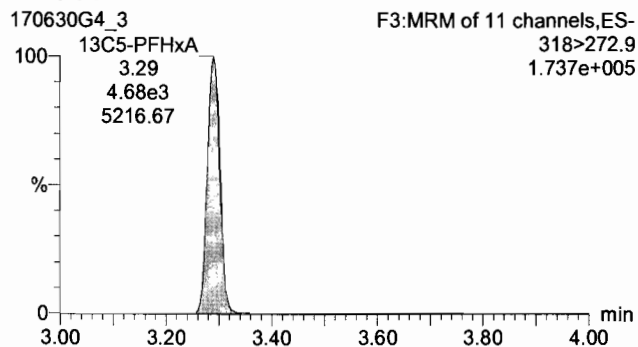
Last Altered: Friday, June 30, 2017 5:15:07 PM Pacific Daylight Time
Printed: Monday, July 03, 2017 8:24:07 AM Pacific Daylight Time

Name: 170630G4_3, Date: 30-Jun-2017, Time: 13:19:10, ID: ST170630G4-2 PFC CS-1 17F3023, Description: PFC CS-1 17F3023

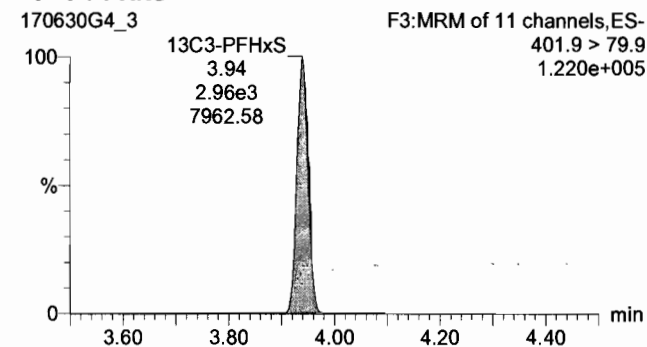
13C4-PFBA



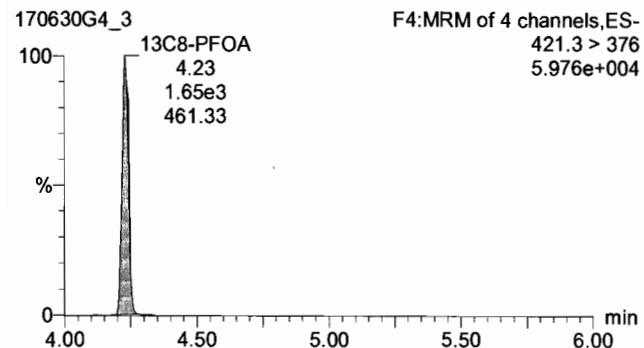
13C5-PFHxA



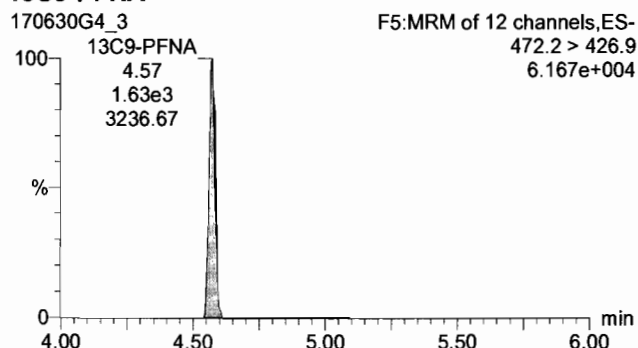
13C3-PFHxS



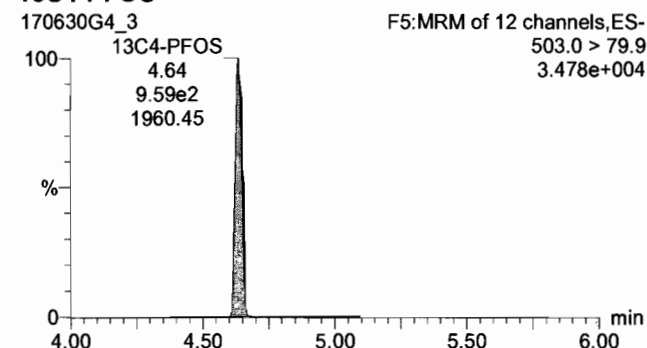
13C8-PFOA



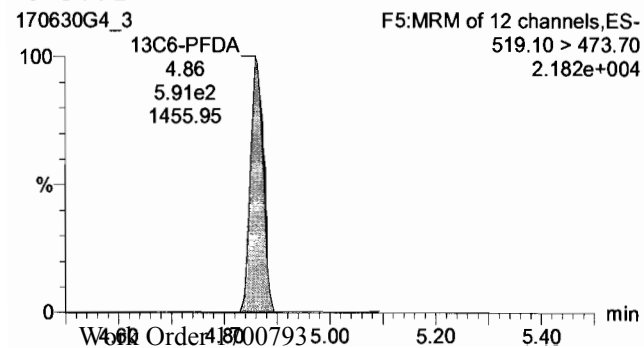
13C9-PFNA



13C4-PFOS



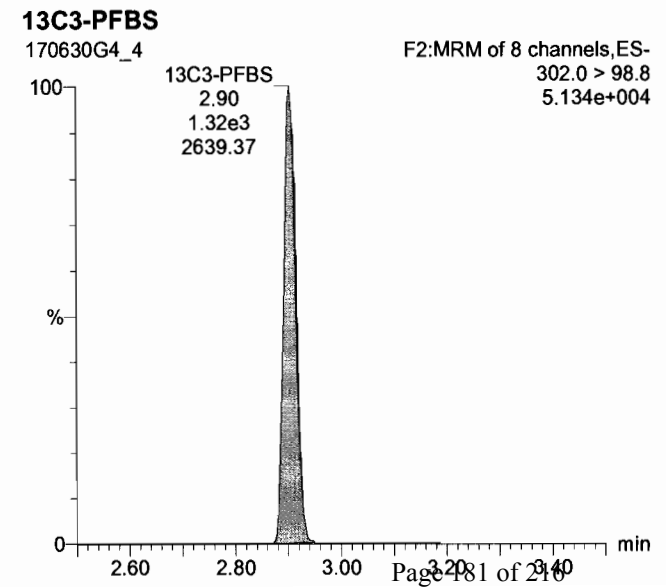
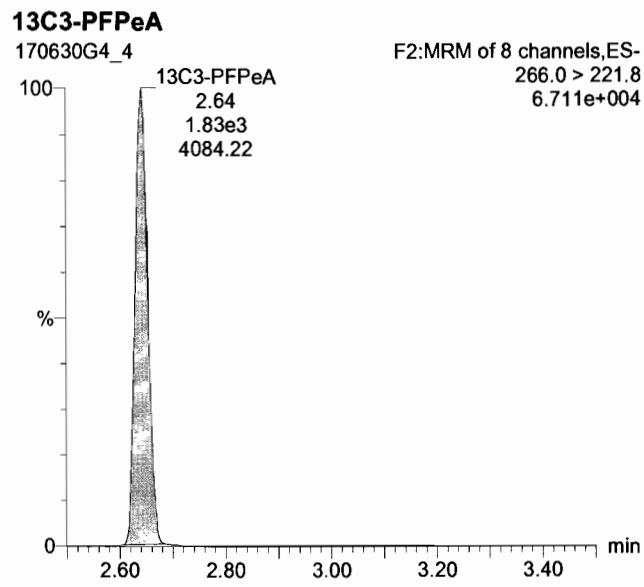
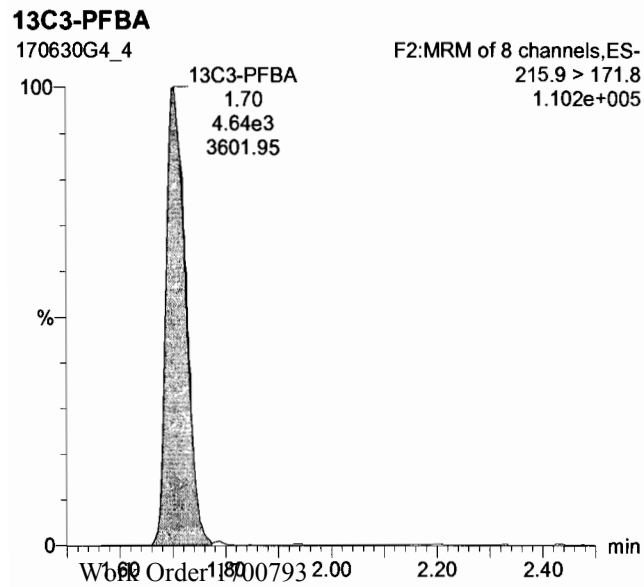
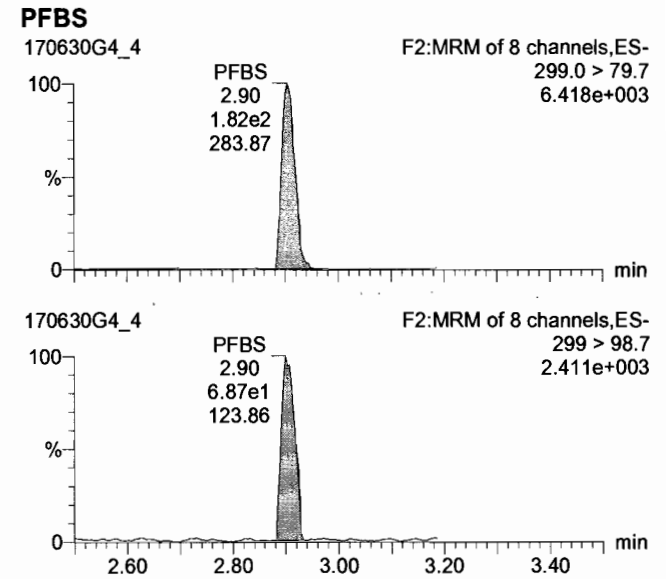
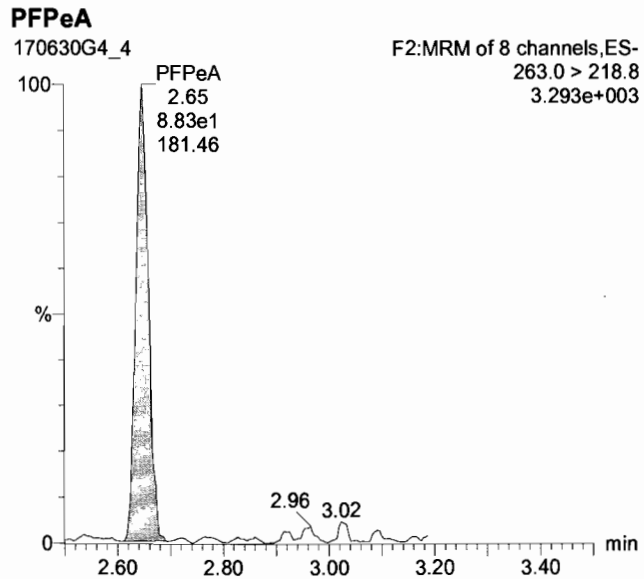
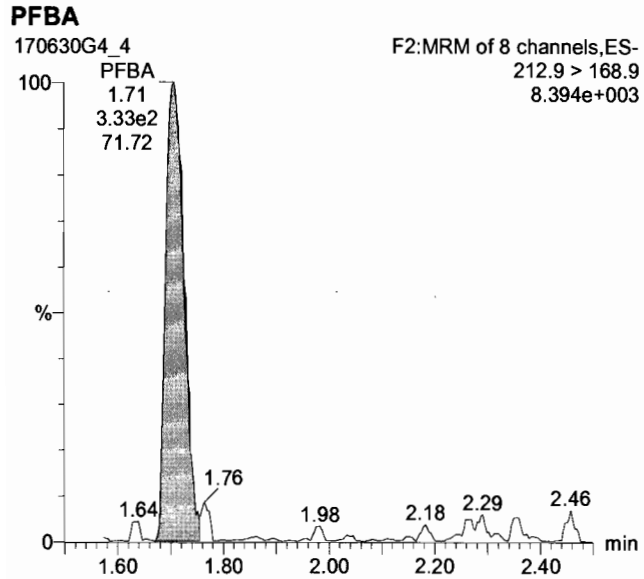
13C6-PFDA



Dataset: U:\G1.PRO\Results\2017\170630G4\170638G4_CRV.qld

Last Altered: Friday, June 30, 2017 5:15:07 PM Pacific Daylight Time
Printed: Monday, July 03, 2017 8:24:07 AM Pacific Daylight Time

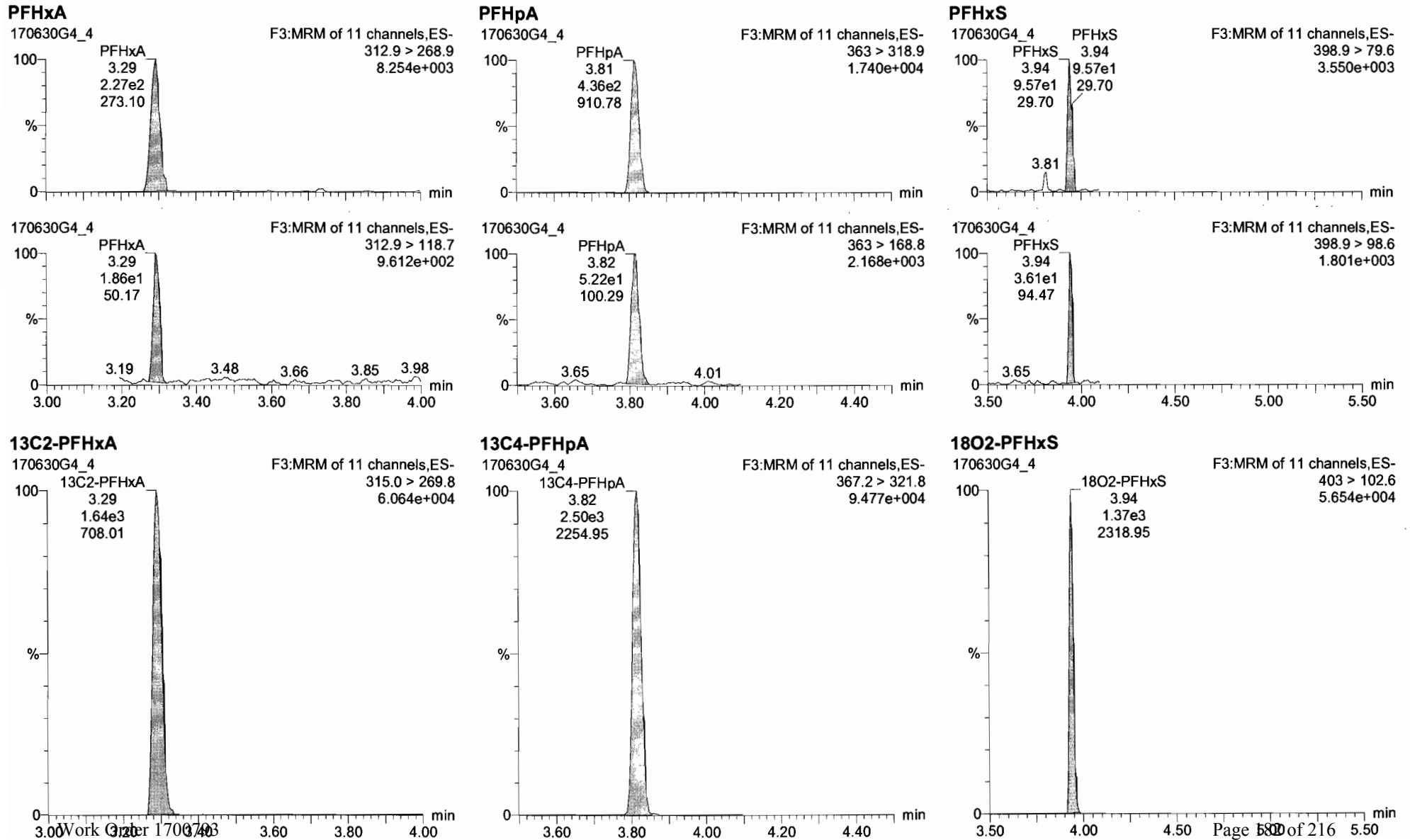
Name: 170630G4_4, Date: 30-Jun-2017, Time: 13:31:30, ID: ST170630G4-3 PFC CS0 17F3024, Description: PFC CS 0 17F3024



Dataset: U:\G1.PRO\Results\2017\170630G4\170638G4_CRV.qld

Last Altered: Friday, June 30, 2017 5:15:07 PM Pacific Daylight Time
Printed: Monday, July 03, 2017 8:24:07 AM Pacific Daylight Time

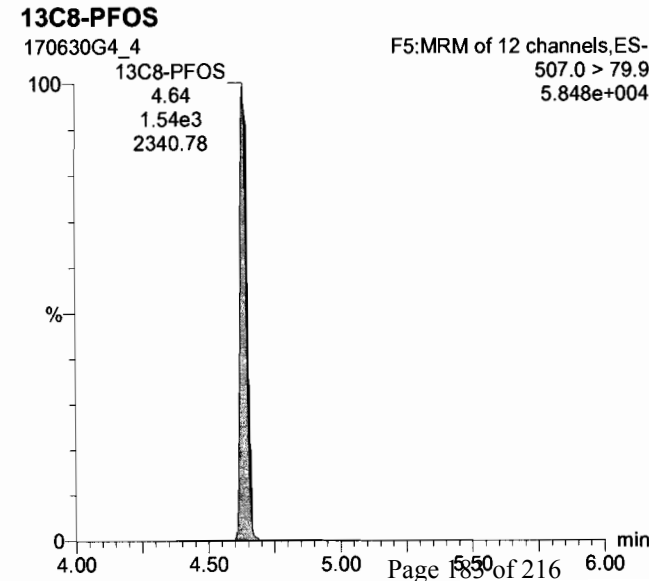
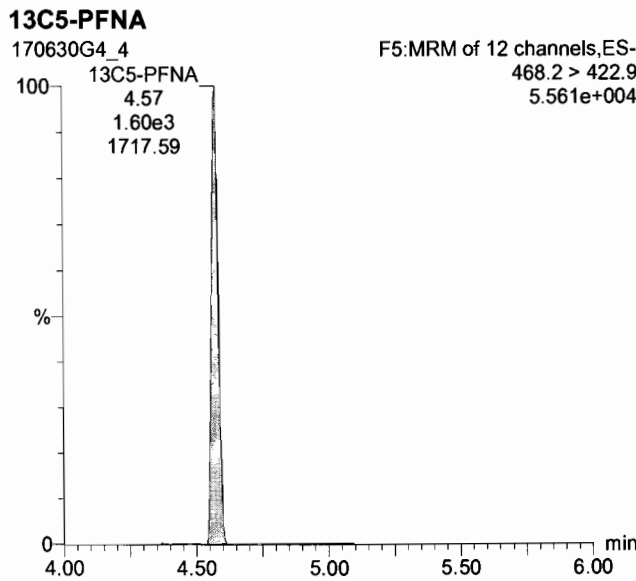
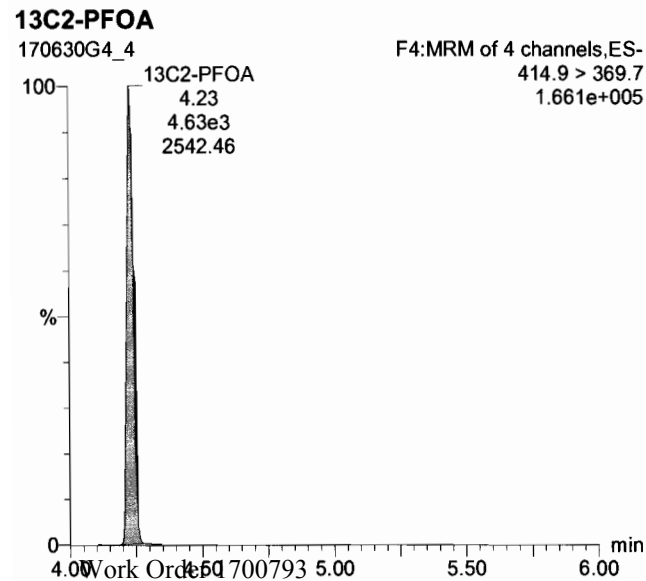
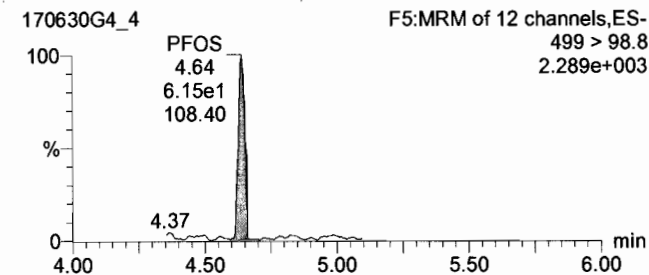
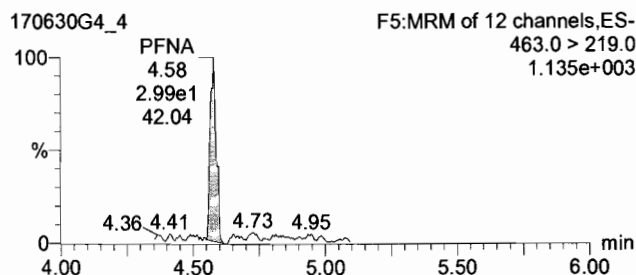

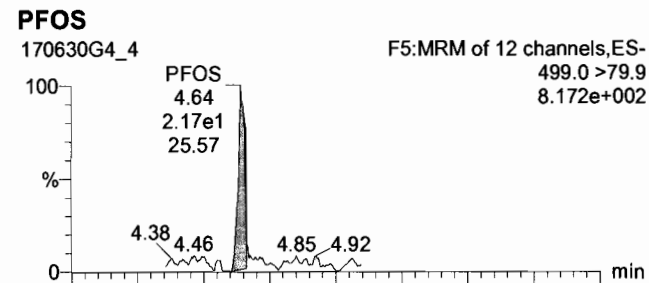
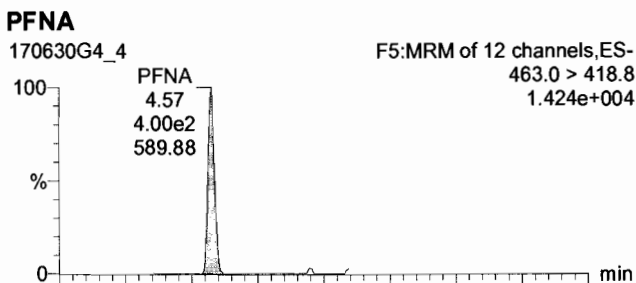

Name: 170630G4_4, Date: 30-Jun-2017, Time: 13:31:30, ID: ST170630G4-3 PFC CS0 17F3024, Description: PFC CS 0 17F3024



Dataset: U:\G1.PRO\Results\2017\170630G4\170638G4_CRV.qld

Last Altered: Friday, June 30, 2017 5:15:07 PM Pacific Daylight Time
Printed: Monday, July 03, 2017 8:24:07 AM Pacific Daylight Time

Name: 170630G4_4, Date: 30-Jun-2017, Time: 13:31:30, ID: ST170630G4-3 PFC CS0 17F3024, Description: PFC CS 0 17F3024



Dataset: U:\G1.PRO\Results\2017\170630G4\170638G4_CRV.qld

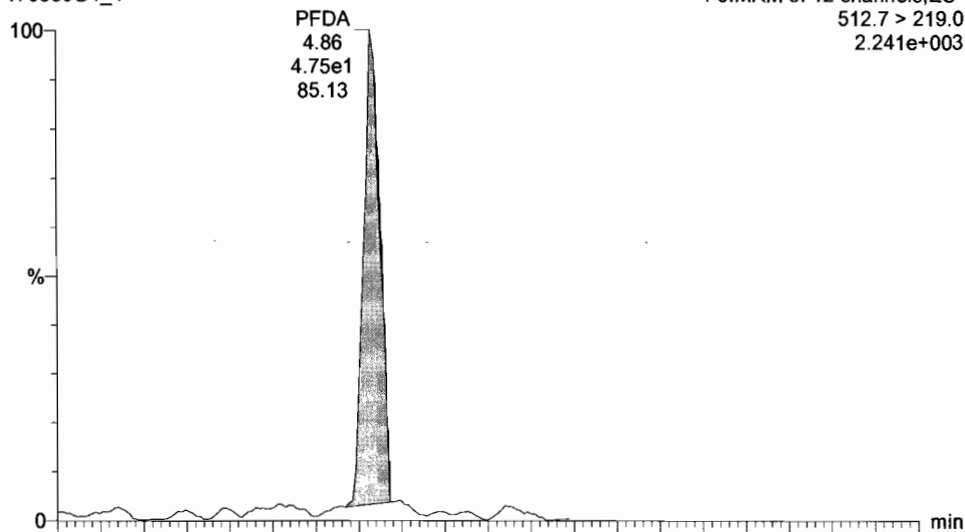
Last Altered: Friday, June 30, 2017 5:15:07 PM Pacific Daylight Time
Printed: Monday, July 03, 2017 8:24:07 AM Pacific Daylight Time

Name: 170630G4_4, Date: 30-Jun-2017, Time: 13:31:30, ID: ST170630G4-3 PFC CS0 17F3024, Description: PFC CS 0 17F3024

PFDA

170630G4_4

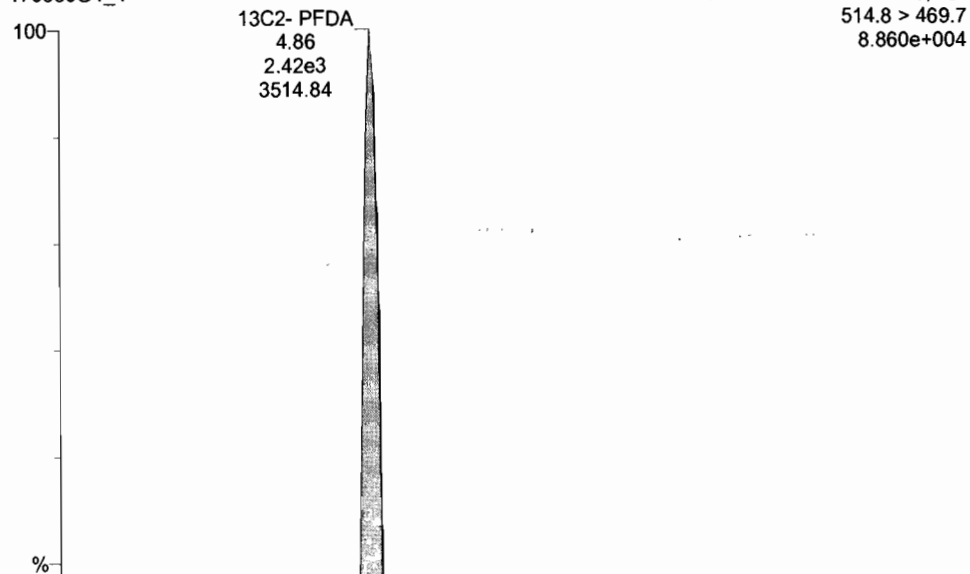
F5:MRM of 12 channels,ES-
512.7 > 219.0
2.241e+003



13C2- PFDA

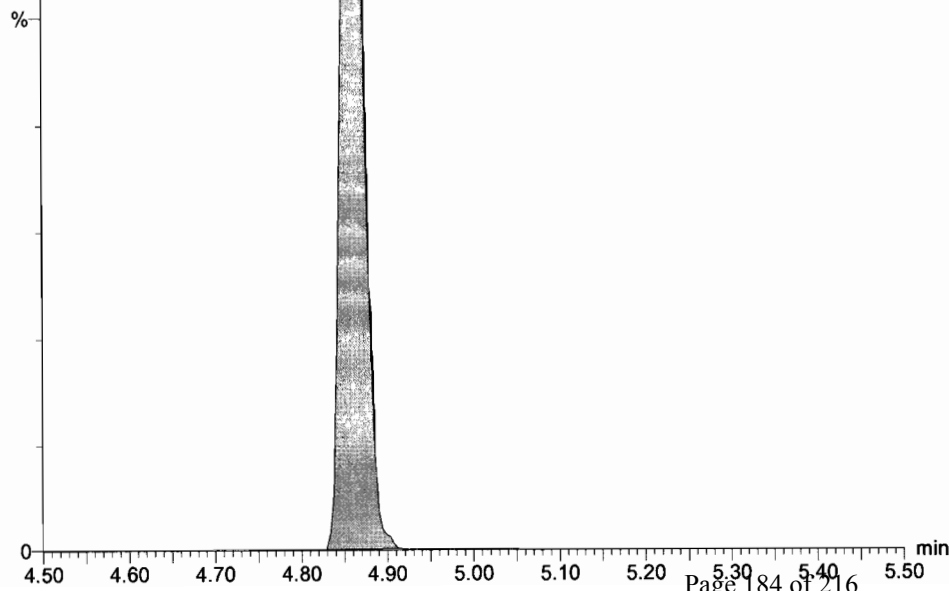
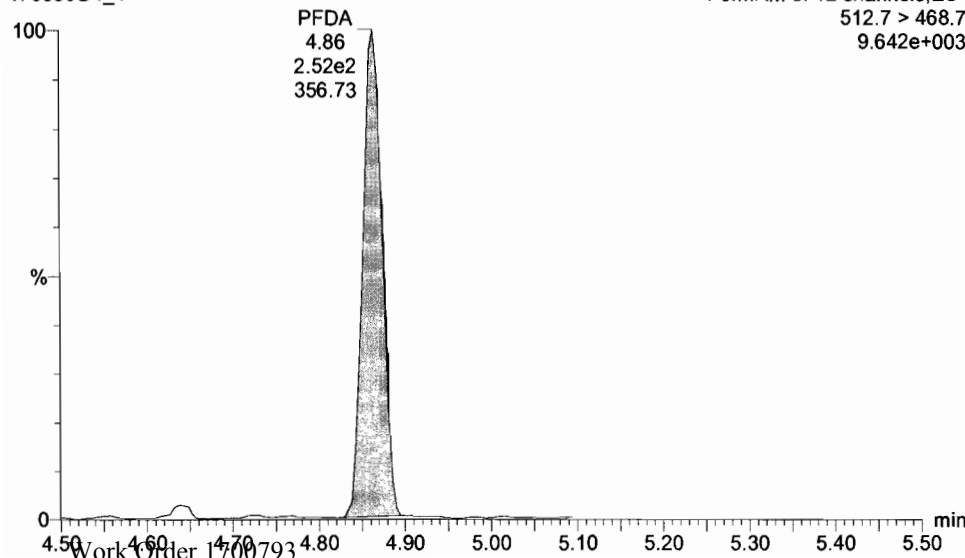
170630G4_4

F5:MRM of 12 channels,ES-
514.8 > 469.7
8.860e+004



170630G4_4

F5:MRM of 12 channels,ES-
512.7 > 468.7
9.642e+003



Dataset: U:\G1.PRO\Results\2017\170630G4\170638G4_CRV.qld

Last Altered: Friday, June 30, 2017 5:15:07 PM Pacific Daylight Time

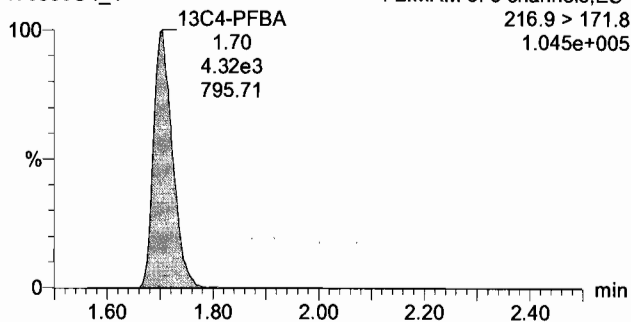
Printed: Monday, July 03, 2017 8:24:07 AM Pacific Daylight Time

Name: 170630G4_4, Date: 30-Jun-2017, Time: 13:31:30, ID: ST170630G4-3 PFC CS0 17F3024, Description: PFC CS 0 17F3024

13C4-PFBA

170630G4_4

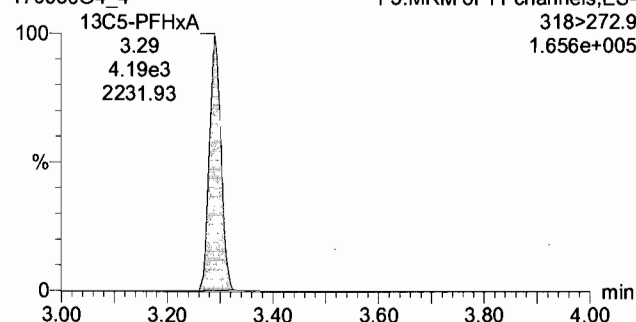
F2:MRM of 8 channels,ES-
216.9 > 171.8
1.045e+005



13C5-PFHxA

170630G4_4

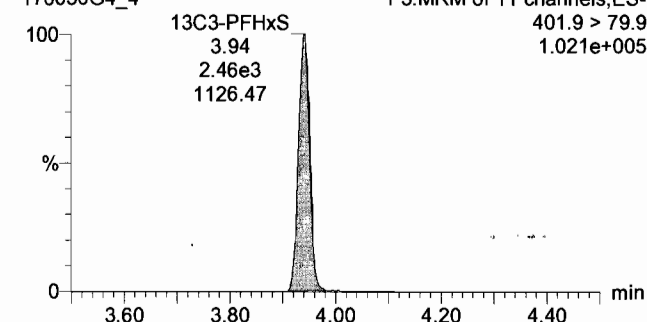
F3:MRM of 11 channels,ES-
318>272.9
1.656e+005



13C3-PFHxS

170630G4_4

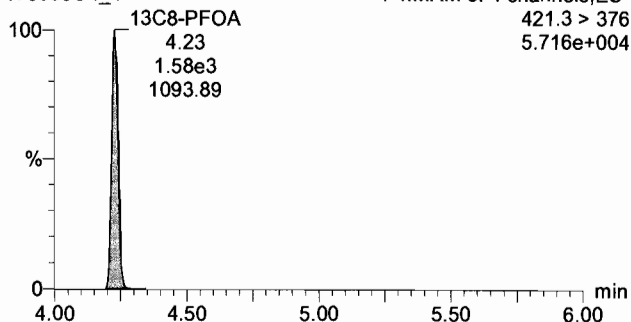
F3:MRM of 11 channels,ES-
401.9 > 79.9
1.021e+005



13C8-PFOA

170630G4_4

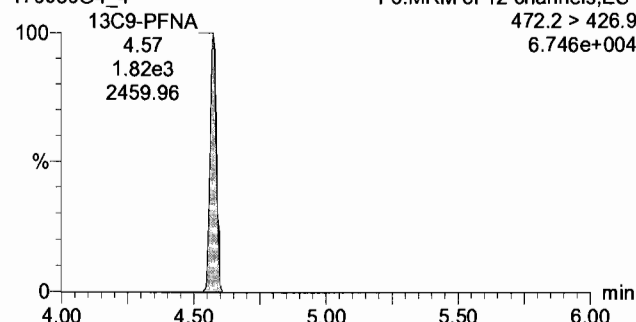
F4:MRM of 4 channels,ES-
421.3 > 376
5.716e+004



13C9-PFNA

170630G4_4

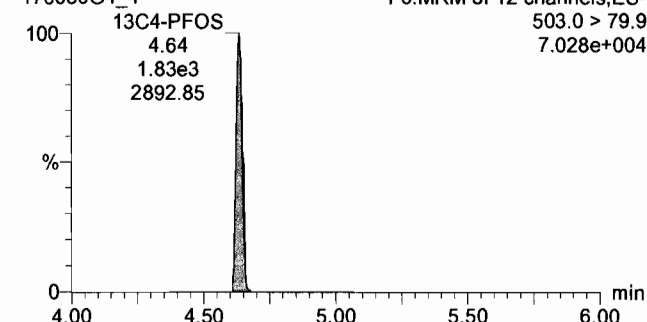
F5:MRM of 12 channels,ES-
472.2 > 426.9
6.746e+004



13C4-PFOS

170630G4_4

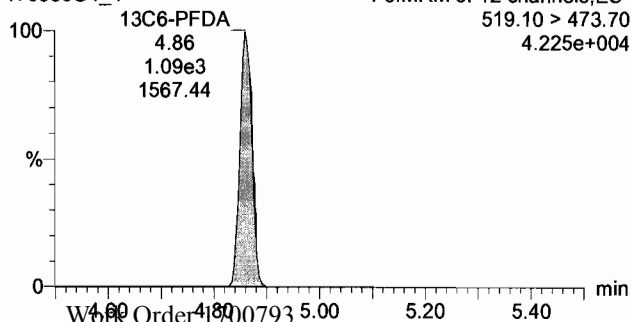
F5:MRM of 12 channels,ES-
503.0 > 79.9
7.028e+004



13C6-PFDA

170630G4_4

F5:MRM of 12 channels,ES-
519.10 > 473.70
4.225e+004

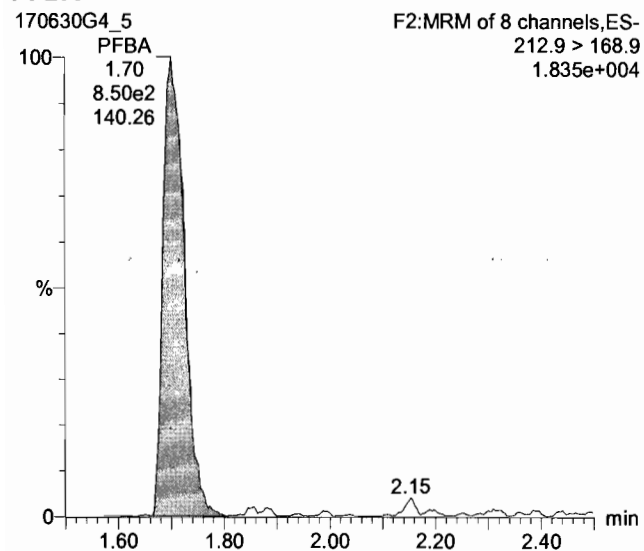


Dataset: U:\G1.PRO\Results\2017\170630G4\170638G4_CRV.qld

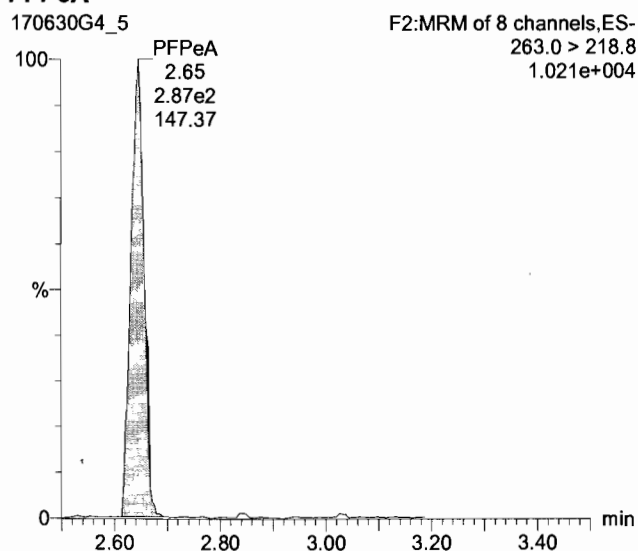
Last Altered: Friday, June 30, 2017 5:15:07 PM Pacific Daylight Time
Printed: Monday, July 03, 2017 8:24:07 AM Pacific Daylight Time

Name: 170630G4_5, Date: 30-Jun-2017, Time: 13:43:49, ID: ST170630G4-4 PFC CS1 17F3025, Description: PFC CS1 17F3025

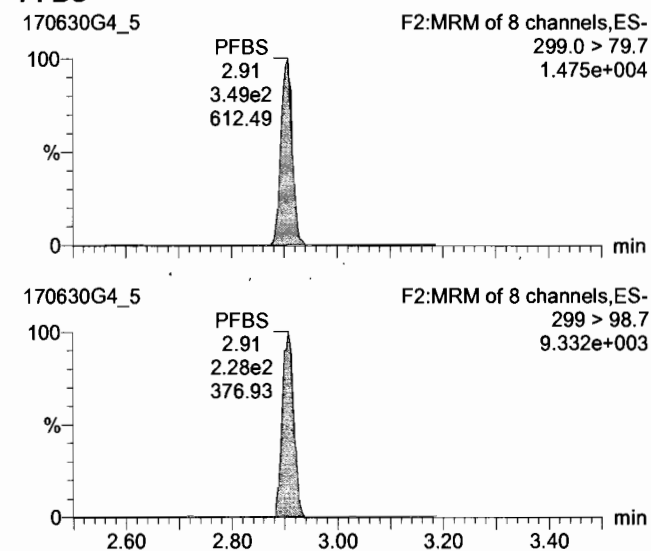
PFBA



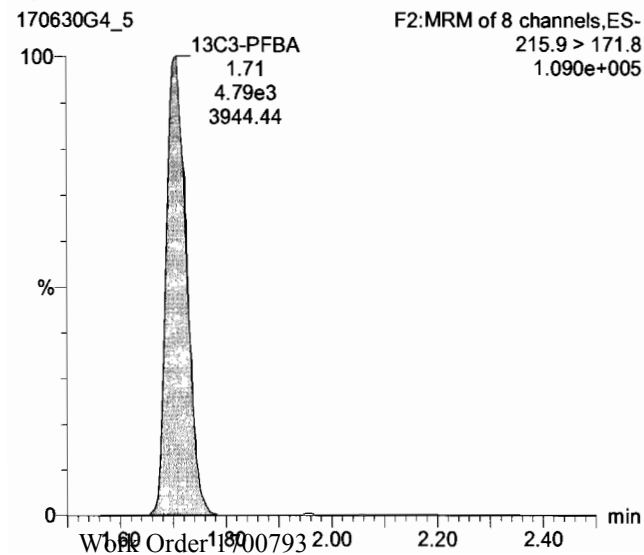
PFPeA



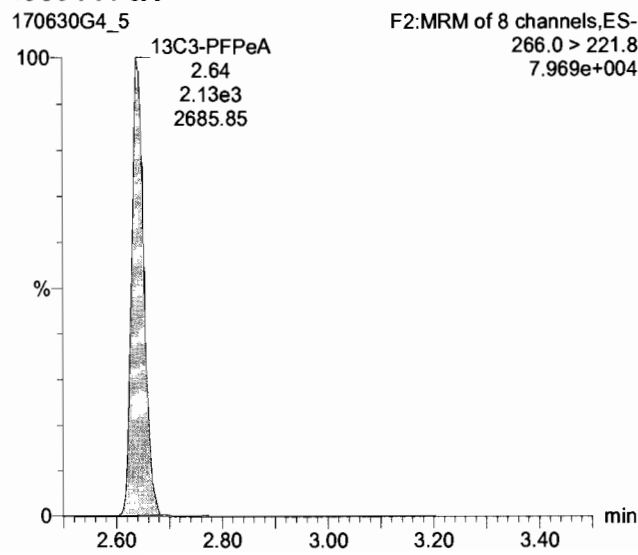
PFBS



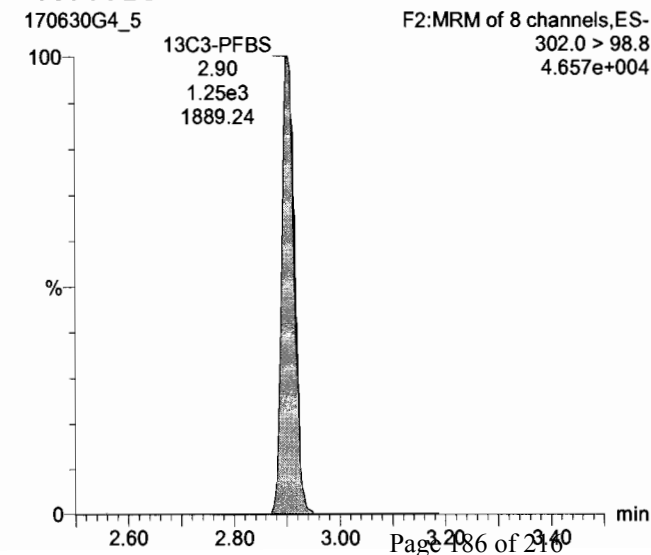
13C3-PFBA



13C3-PFPeA



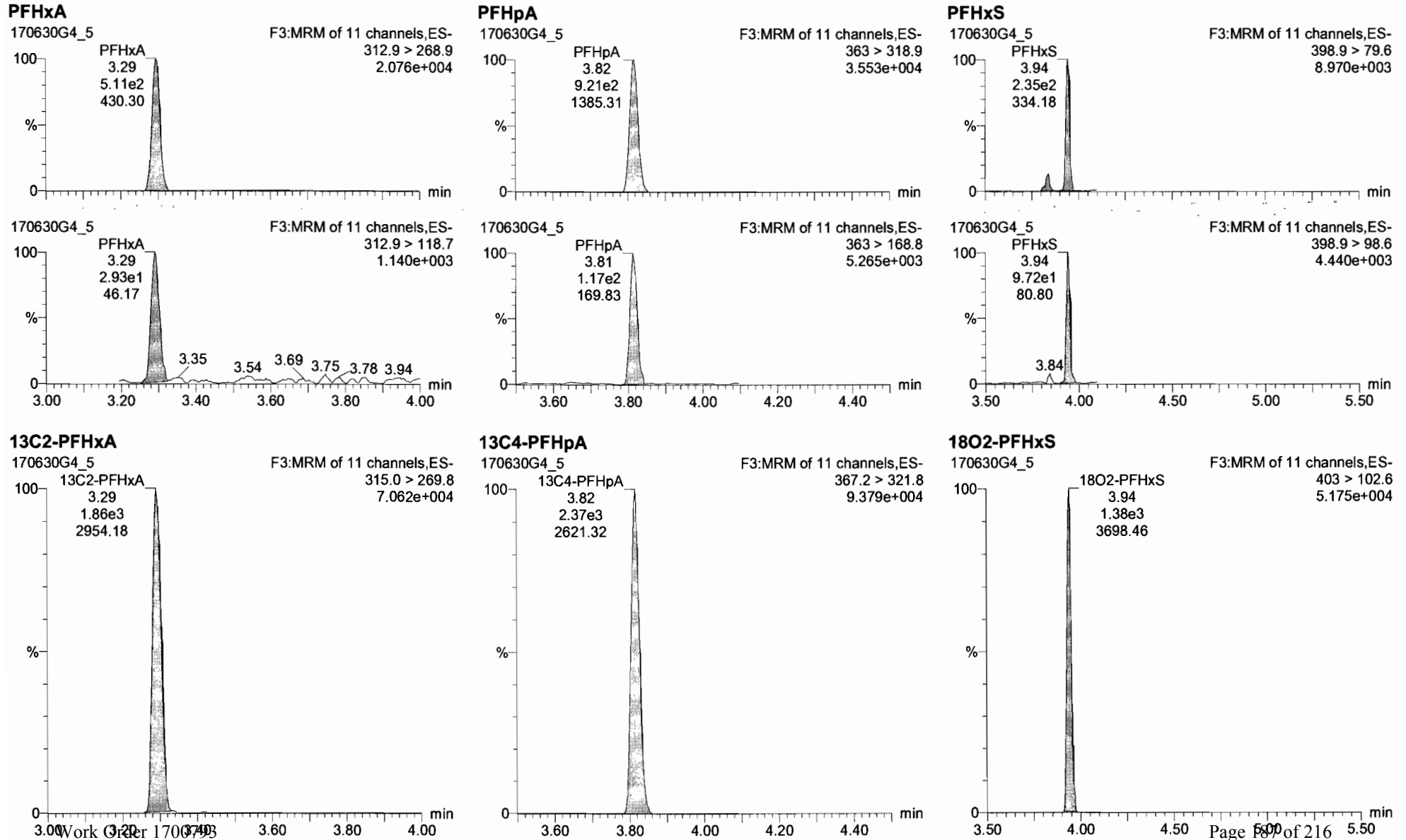
13C3-PFBS



Dataset: U:\G1.PRO\Results\2017\170630G4\170638G4_CRV.qld

Last Altered: Friday, June 30, 2017 5:15:07 PM Pacific Daylight Time
Printed: Monday, July 03, 2017 8:24:07 AM Pacific Daylight Time

Name: 170630G4_5, Date: 30-Jun-2017, Time: 13:43:49, ID: ST170630G4-4 PFC CS1 17F3025, Description: PFC CS1 17F3025

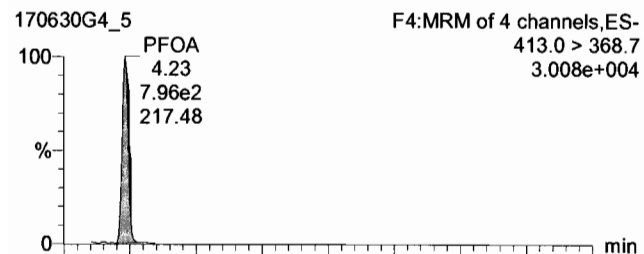


Dataset: U:\G1.PRO\Results\2017\170630G4\170638G4_CRV.qld

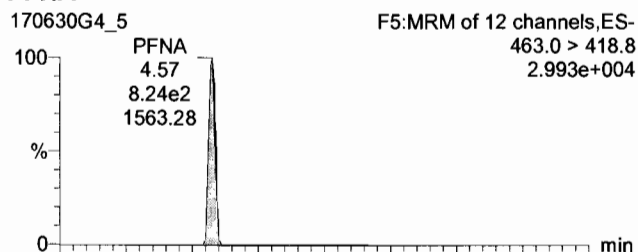
Last Altered: Friday, June 30, 2017 5:15:07 PM Pacific Daylight Time
Printed: Monday, July 03, 2017 8:24:07 AM Pacific Daylight Time

Name: 170630G4_5, Date: 30-Jun-2017, Time: 13:43:49, ID: ST170630G4-4 PFC CS1 17F3025, Description: PFC CS1 17F3025

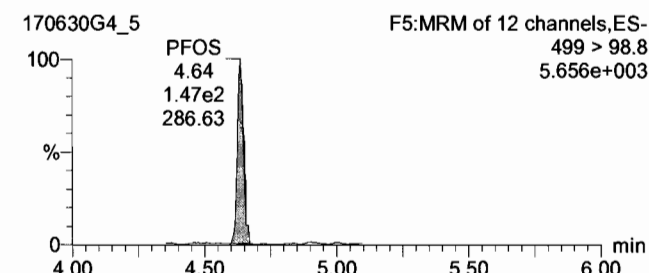
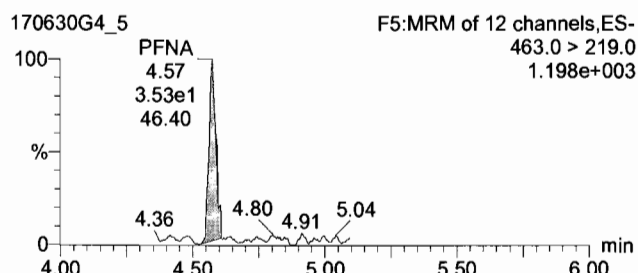
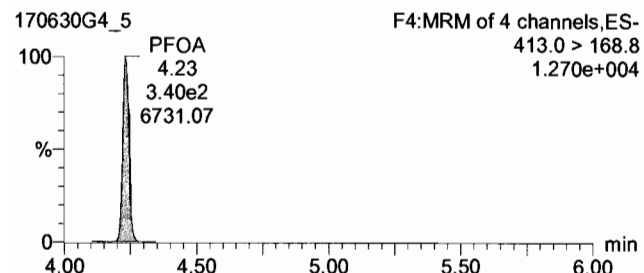
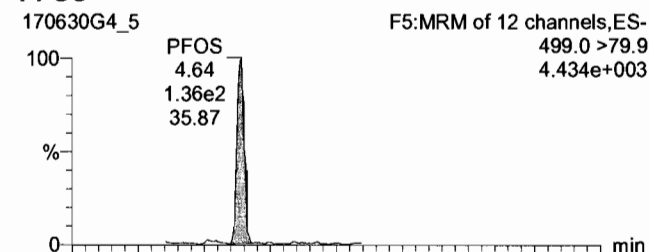
PFOA



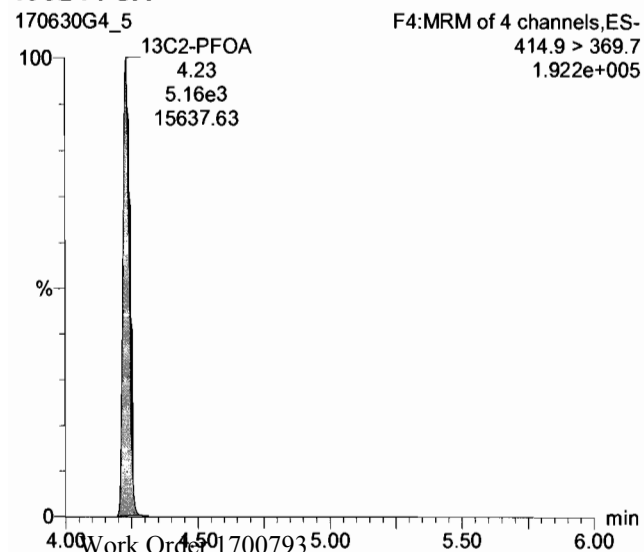
PFNA



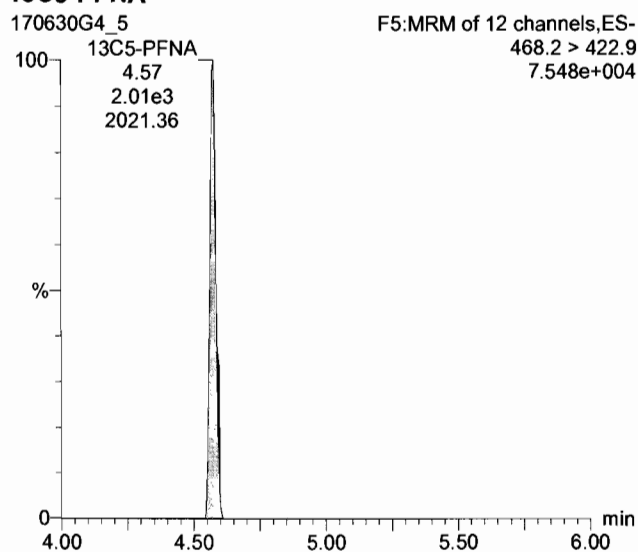
PFOS



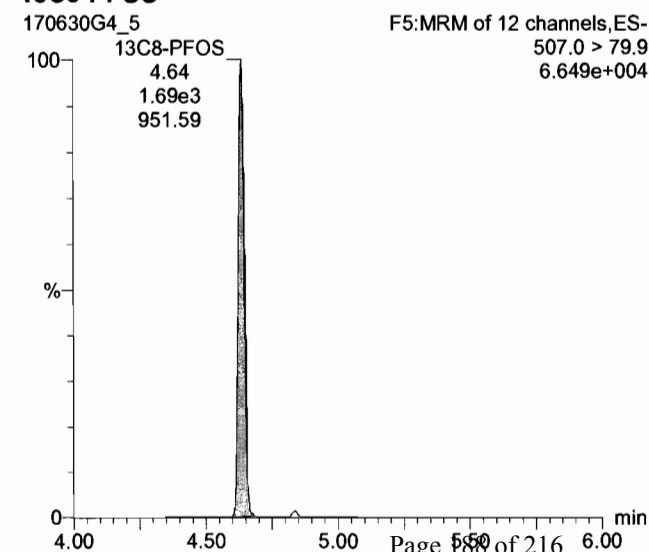
13C2-PFOA



13C5-PFNA



13C8-PFOS



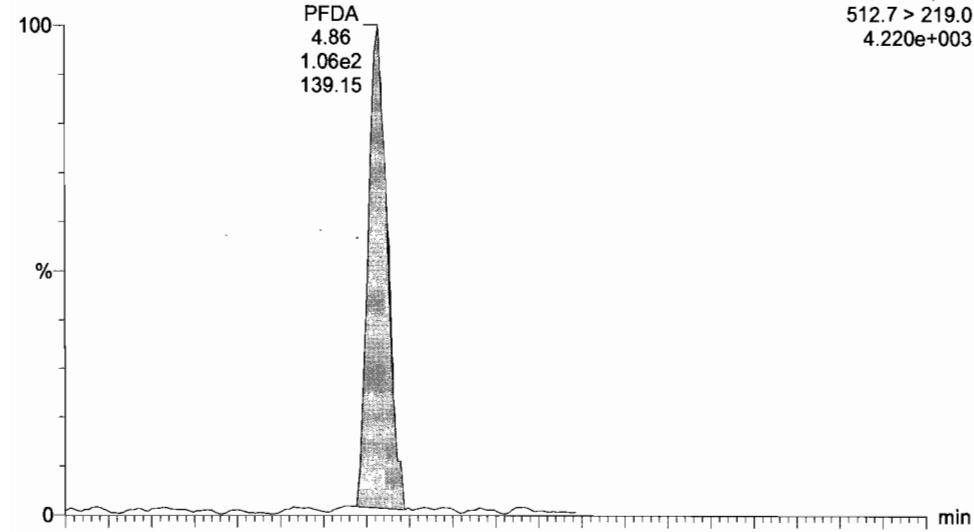
Dataset: U:\G1.PRO\Results\2017\170630G4\170638G4_CRV.qld

Last Altered: Friday, June 30, 2017 5:15:07 PM Pacific Daylight Time
Printed: Monday, July 03, 2017 8:24:07 AM Pacific Daylight Time

Name: 170630G4_5, Date: 30-Jun-2017, Time: 13:43:49, ID: ST170630G4-4 PFC CS1 17F3025, Description: PFC CS1 17F3025

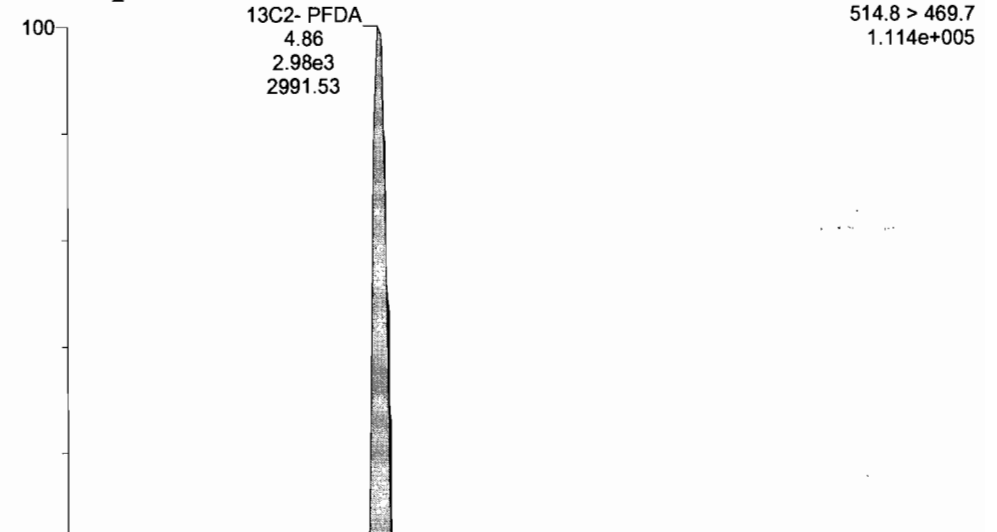
PFDA

170630G4_5

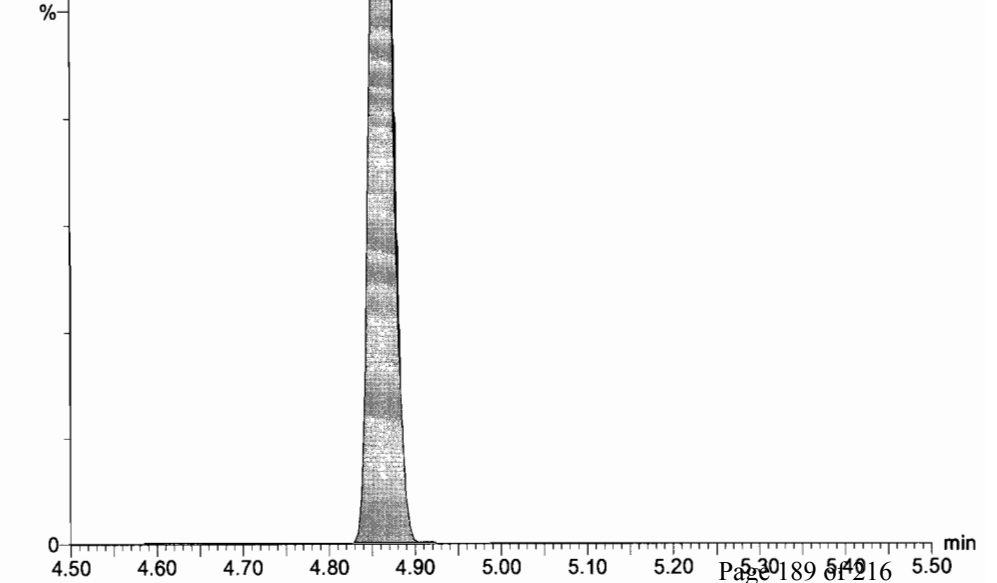
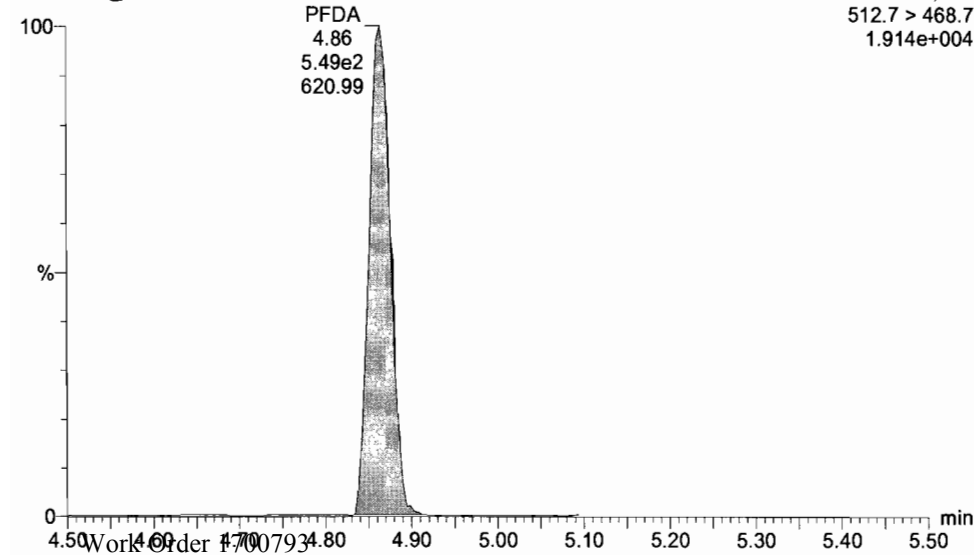


13C2- PFDA

170630G4_5



170630G4_5

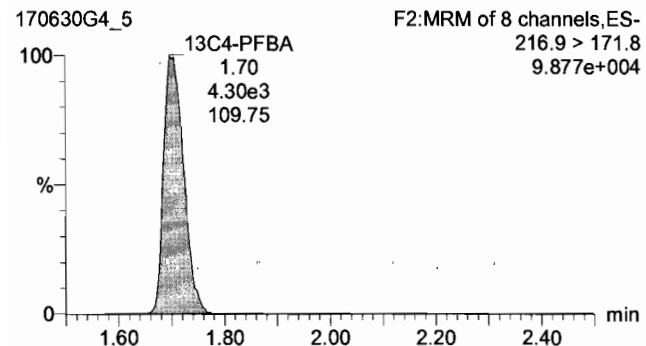


Dataset: U:\G1.PRO\Results\2017\170630G4\170638G4_CRV.qld

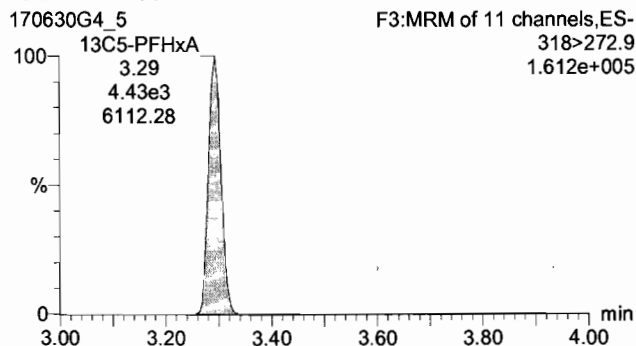
Last Altered: Friday, June 30, 2017 5:15:07 PM Pacific Daylight Time
Printed: Monday, July 03, 2017 8:24:07 AM Pacific Daylight Time

Name: 170630G4_5, Date: 30-Jun-2017, Time: 13:43:49, ID: ST170630G4-4 PFC CS1 17F3025, Description: PFC CS1 17F3025

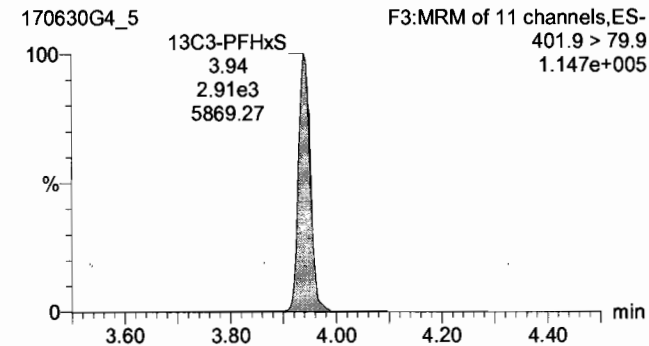
13C4-PFBA



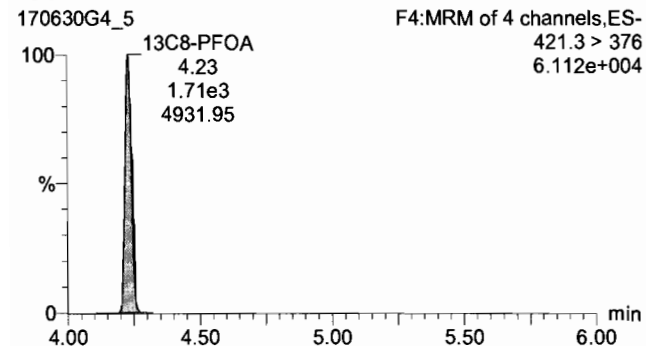
13C5-PFHxA



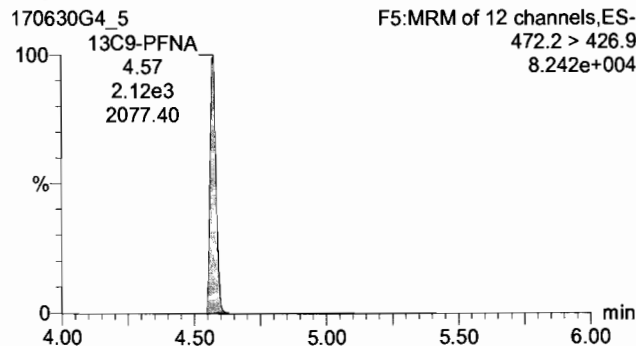
13C3-PFHxS



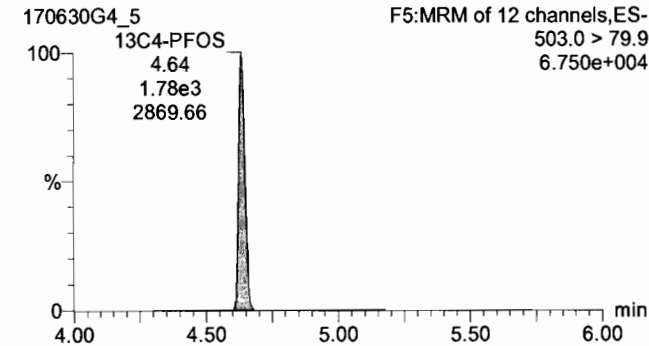
13C8-PFOA



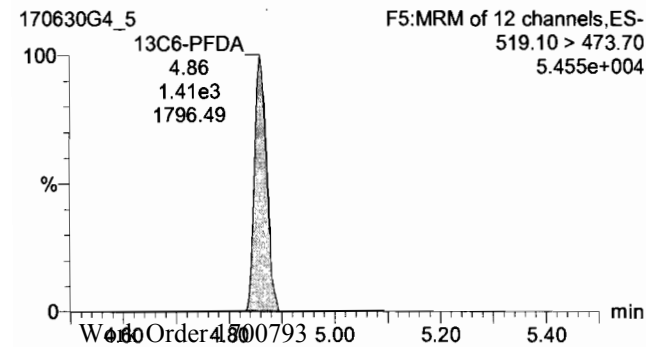
13C9-PFNA



13C4-PFOS



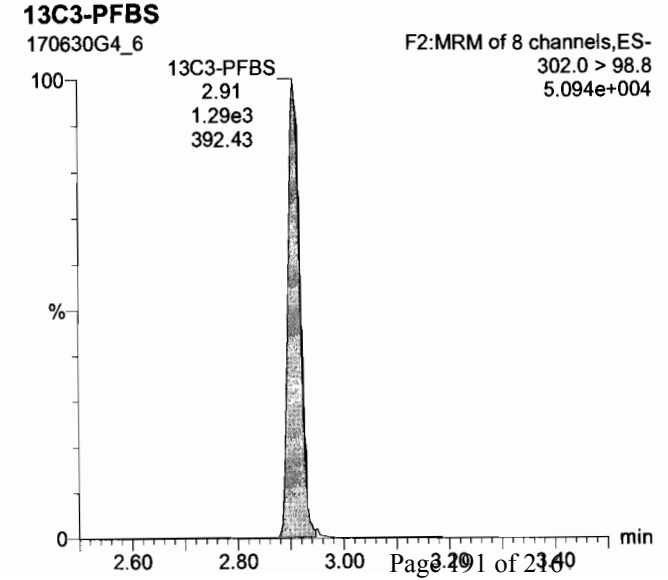
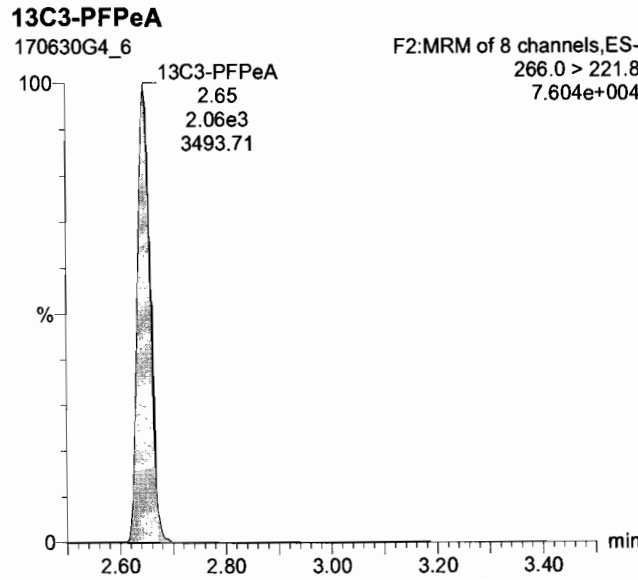
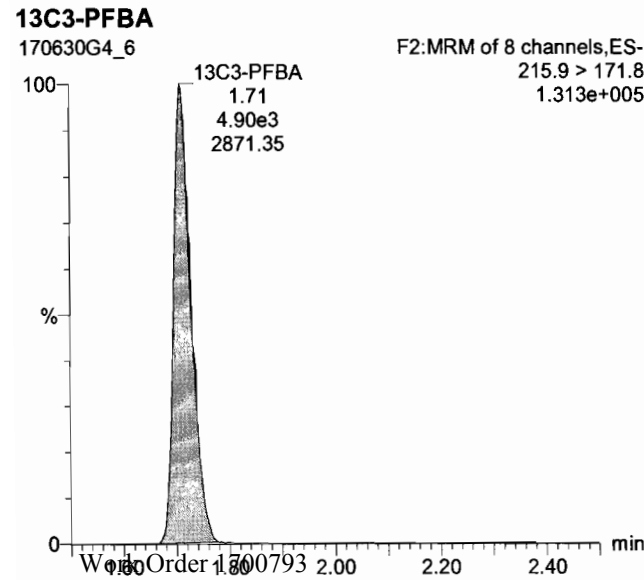
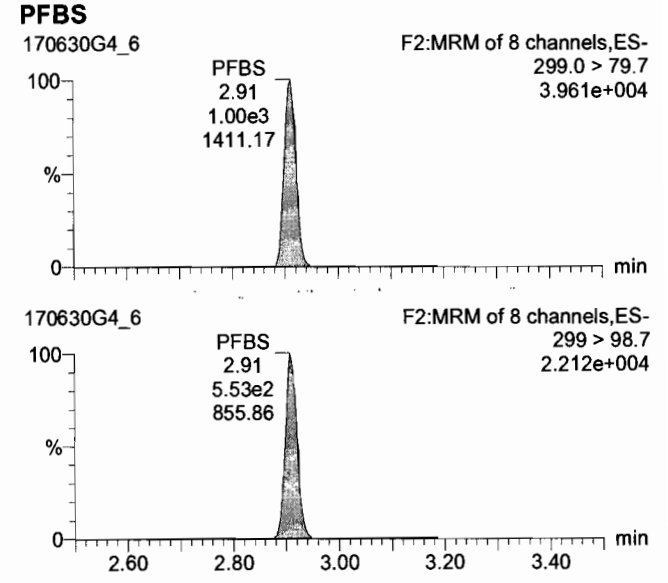
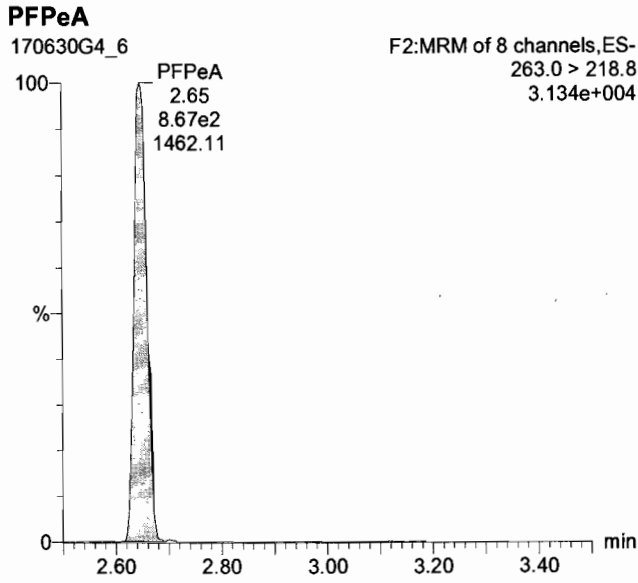
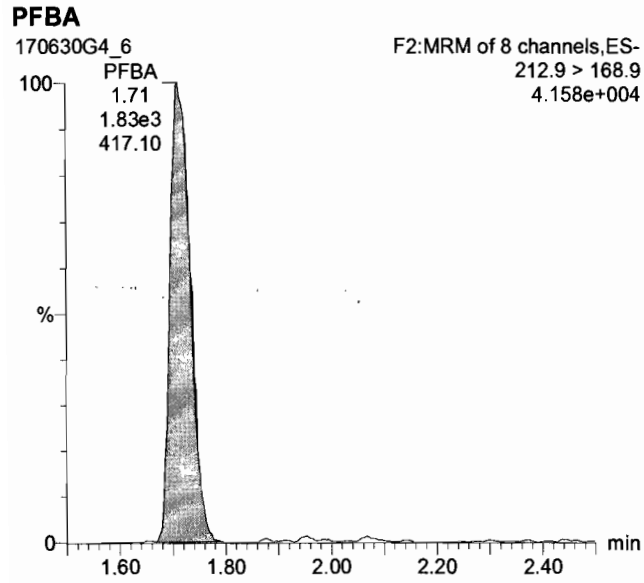
13C6-PFDA



Dataset: U:\G1.PRO\Results\2017\170630G4\170638G4_CRV.qld

Last Altered: Friday, June 30, 2017 5:15:07 PM Pacific Daylight Time
Printed: Monday, July 03, 2017 8:24:07 AM Pacific Daylight Time

Name: 170630G4_6, Date: 30-Jun-2017, Time: 13:56:05, ID: ST170630G4-5 PFC CS2 17F3026, Description: PFC CS2 17F3026

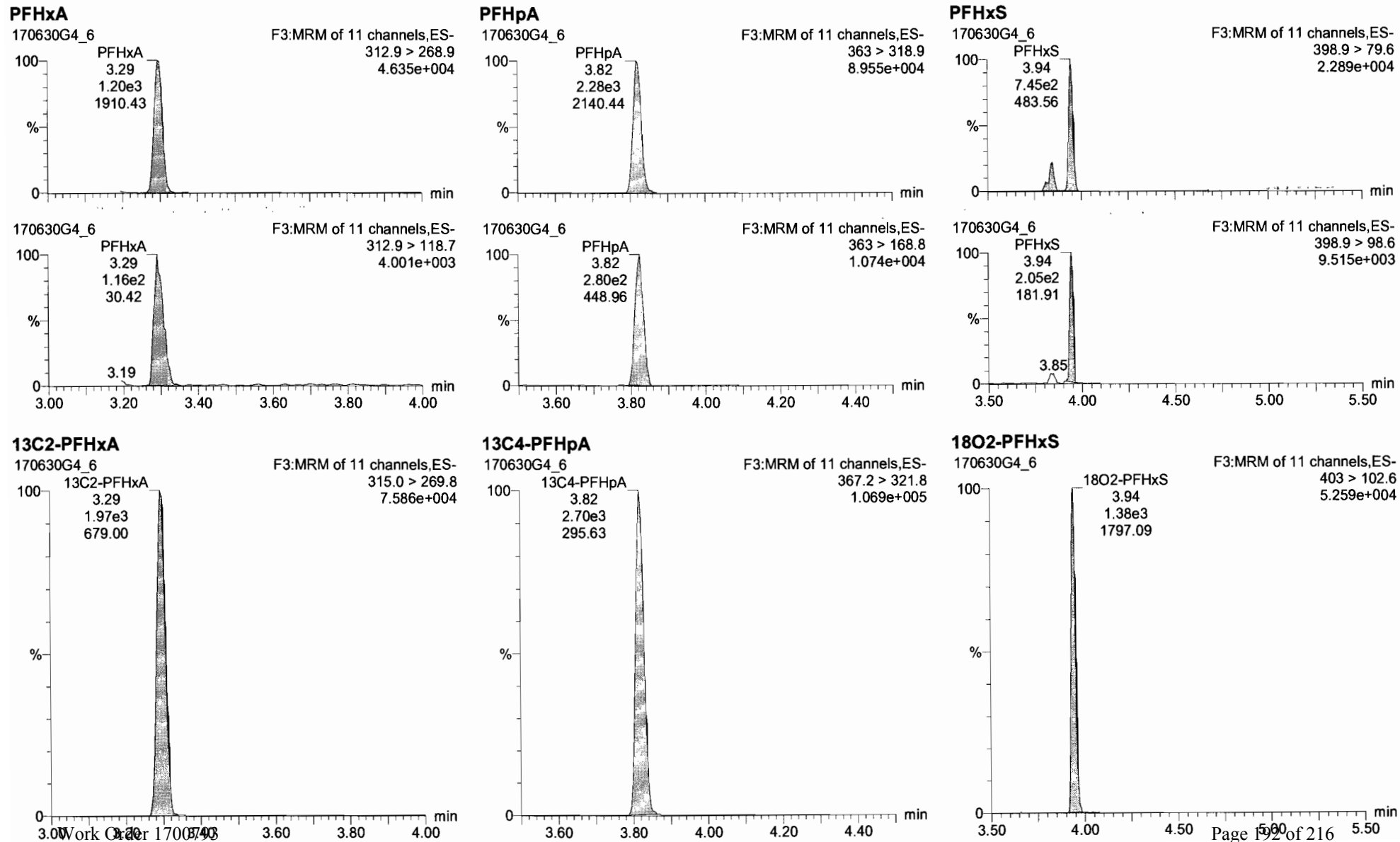


Dataset: U:\G1.PRO\Results\2017\170630G4\170638G4_CRV.qld

Last Altered: Friday, June 30, 2017 5:15:07 PM Pacific Daylight Time

Printed: Monday, July 03, 2017 8:24:07 AM Pacific Daylight Time

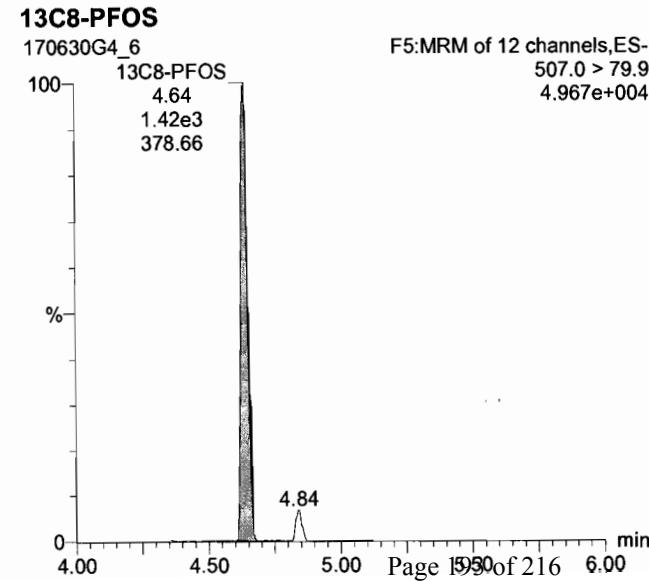
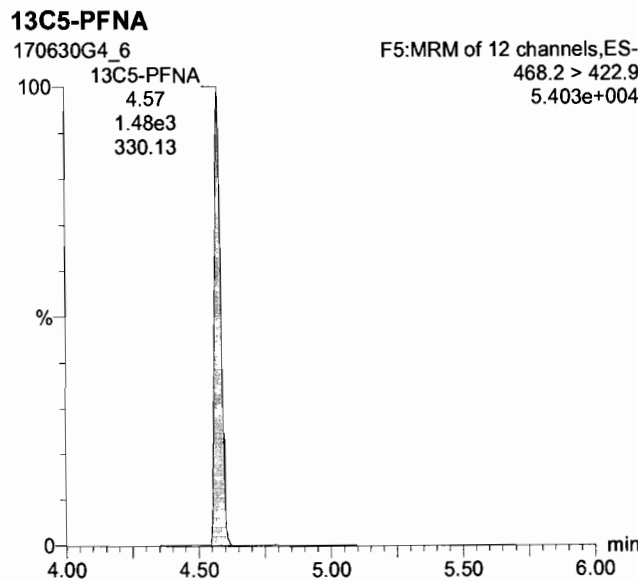
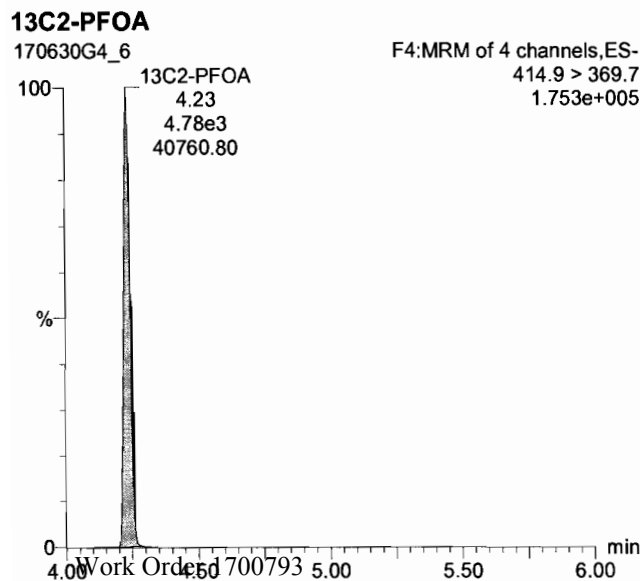
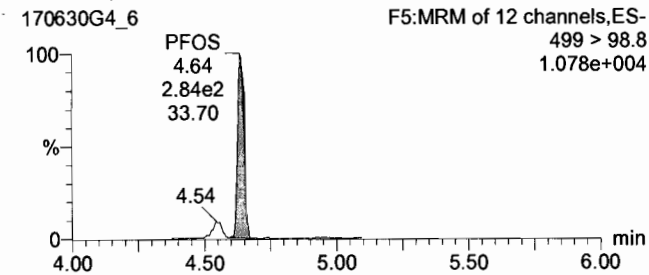
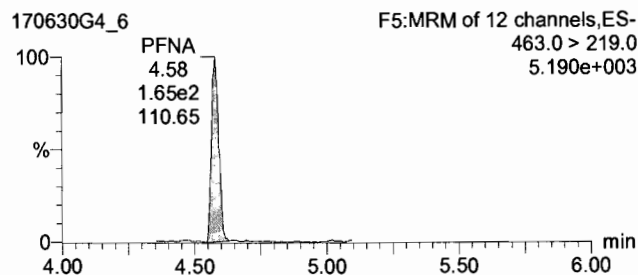

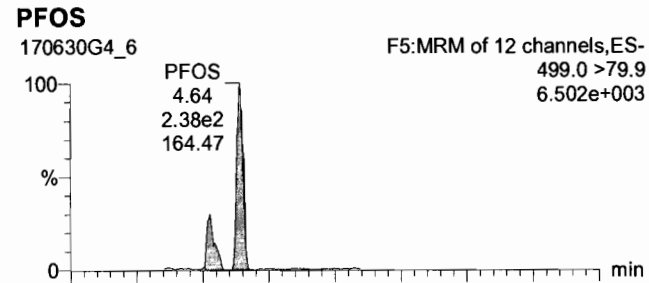
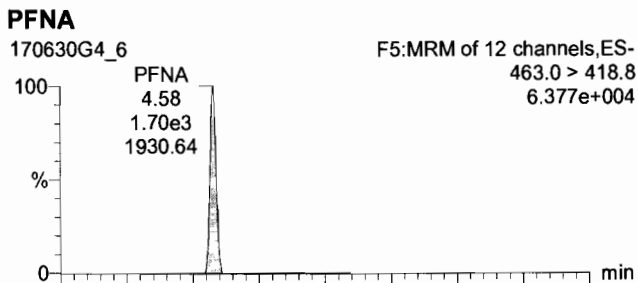

Name: 170630G4_6, Date: 30-Jun-2017, Time: 13:56:05, ID: ST170630G4-5 PFC CS2 17F3026, Description: PFC CS2 17F3026



Dataset: U:\G1.PRO\Results\2017\170630G4\170638G4_CRV.qld

Last Altered: Friday, June 30, 2017 5:15:07 PM Pacific Daylight Time
Printed: Monday, July 03, 2017 8:24:07 AM Pacific Daylight Time

Name: 170630G4_6, Date: 30-Jun-2017, Time: 13:56:05, ID: ST170630G4-5 PFC CS2 17F3026, Description: PFC CS2 17F3026



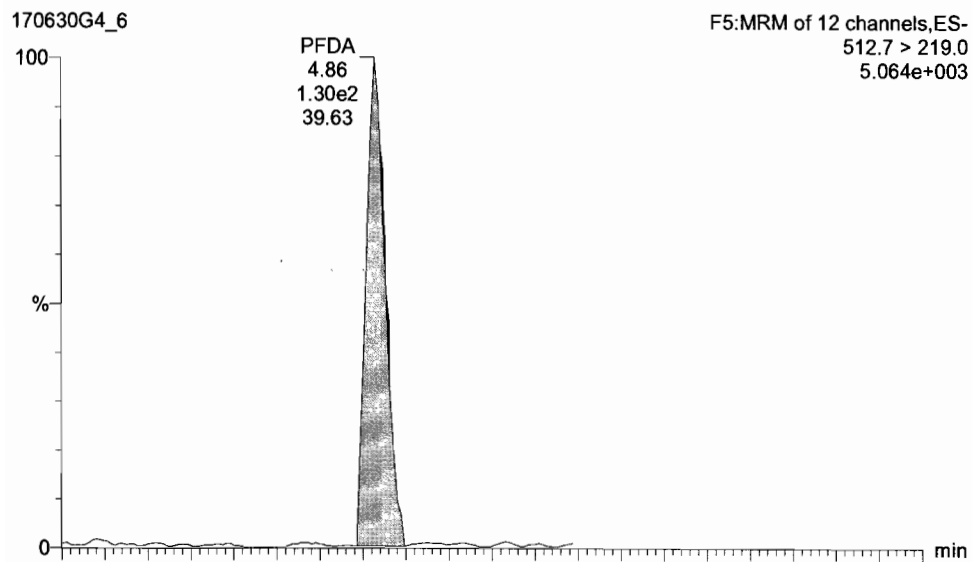
Dataset: U:\G1.PRO\Results\2017\170630G4\170638G4_CRV.qld

Last Altered: Friday, June 30, 2017 5:15:07 PM Pacific Daylight Time
Printed: Monday, July 03, 2017 8:24:07 AM Pacific Daylight Time

Name: 170630G4_6, Date: 30-Jun-2017, Time: 13:56:05, ID: ST170630G4-5 PFC CS2 17F3026, Description: PFC CS2 17F3026

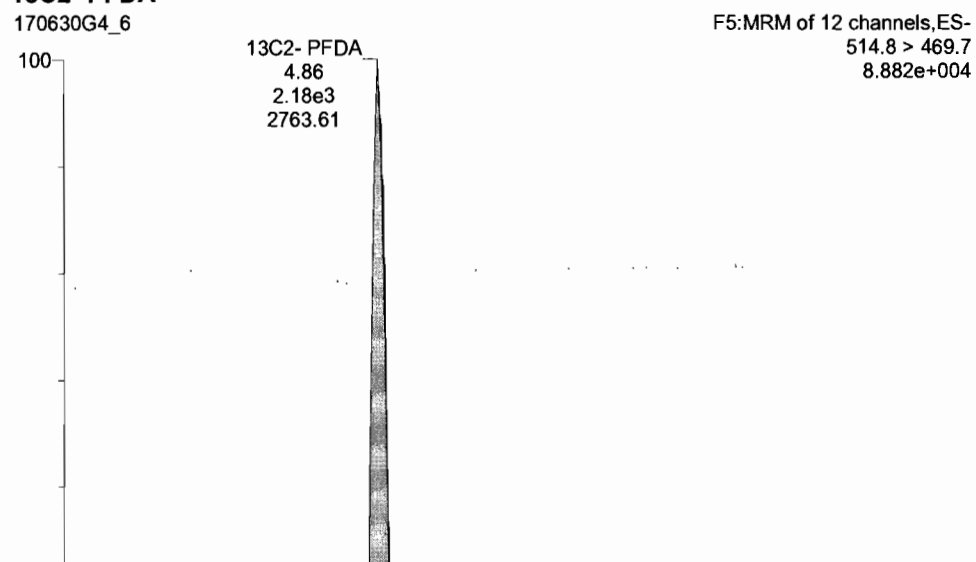
PFDA

170630G4_6

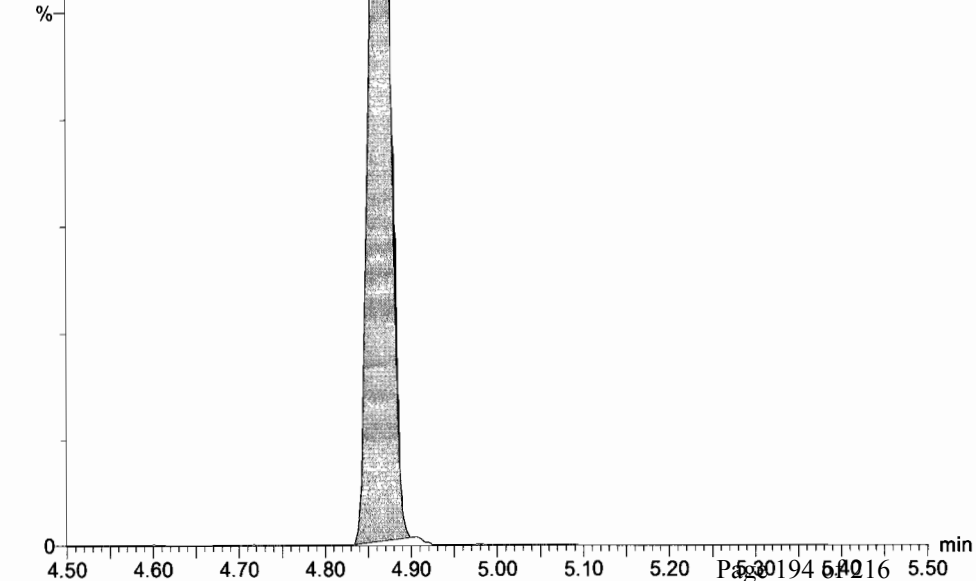
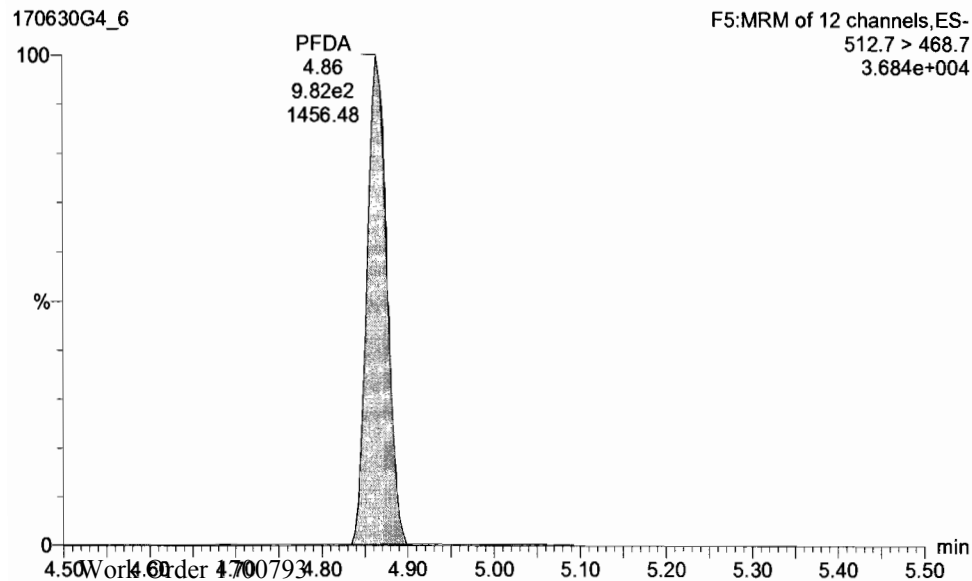


13C2- PFDA

170630G4_6



170630G4_6

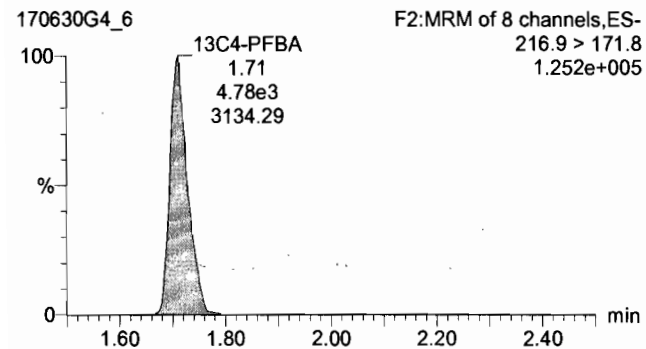


Dataset: U:\G1.PRO\Results\2017\170630G4\170638G4_CRV.qld

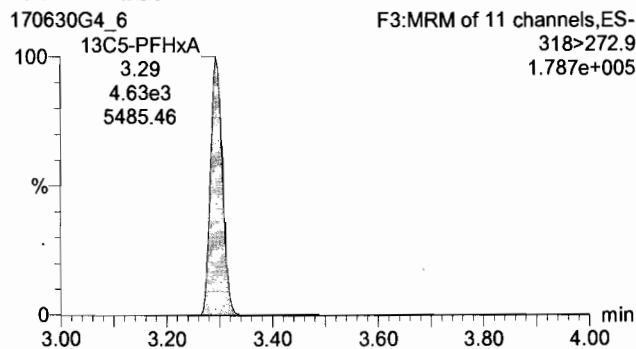
Last Altered: Friday, June 30, 2017 5:15:07 PM Pacific Daylight Time
Printed: Monday, July 03, 2017 8:24:07 AM Pacific Daylight Time

Name: 170630G4_6, Date: 30-Jun-2017, Time: 13:56:05, ID: ST170630G4-5 PFC CS2 17F3026, Description: PFC CS2 17F3026

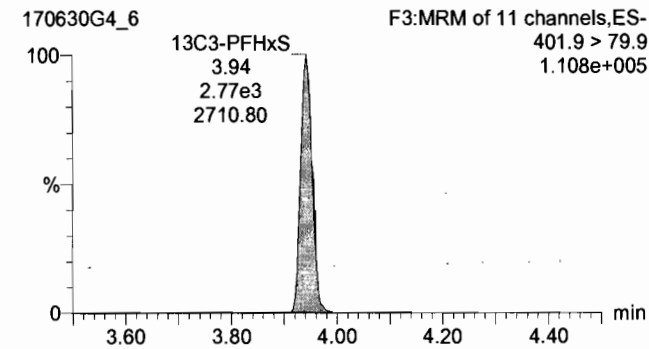
13C4-PFBA



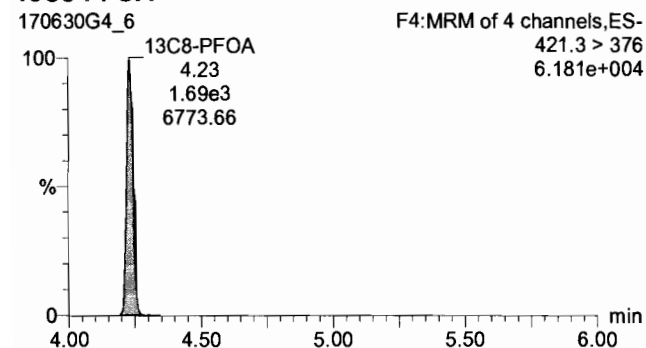
13C5-PFHxA



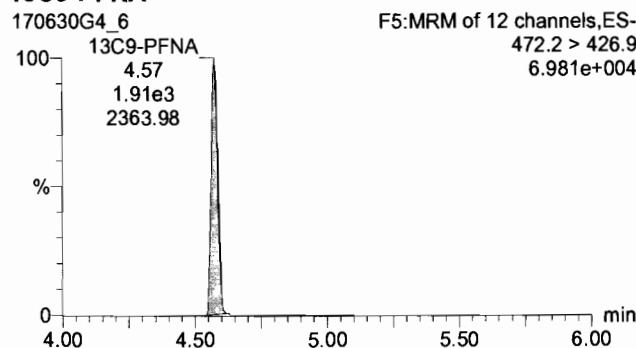
13C3-PFHxS



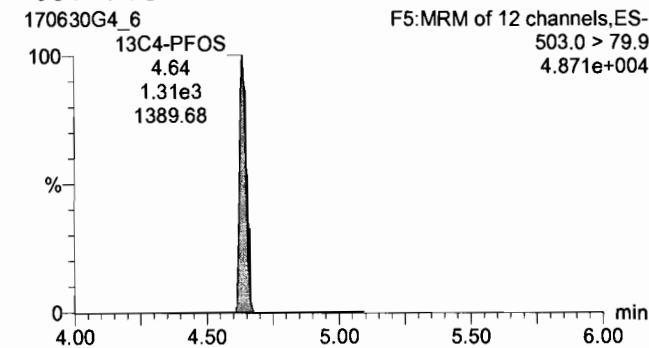
13C8-PFOA



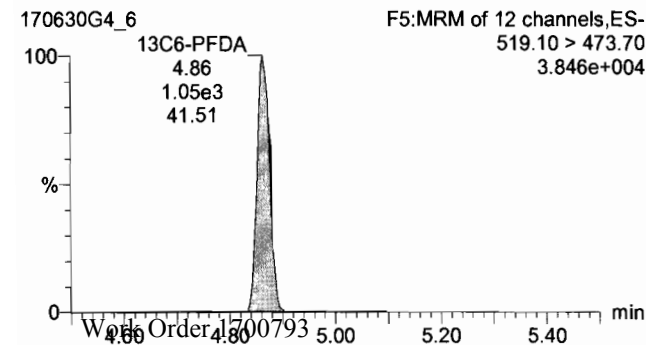
13C9-PFNA



13C4-PFOS



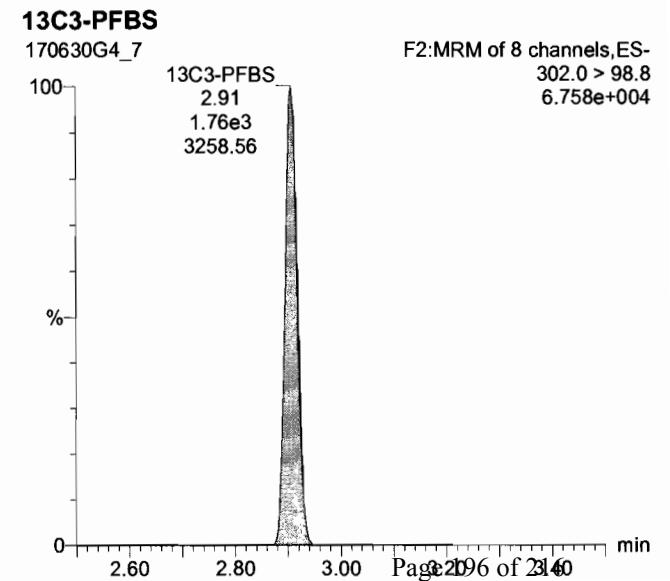
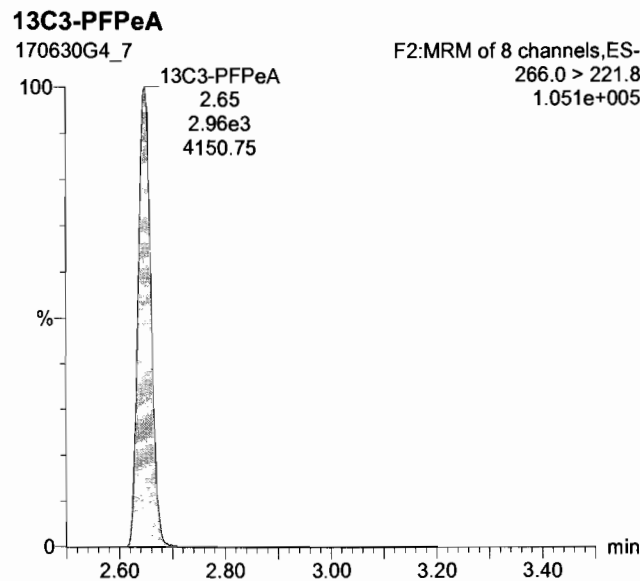
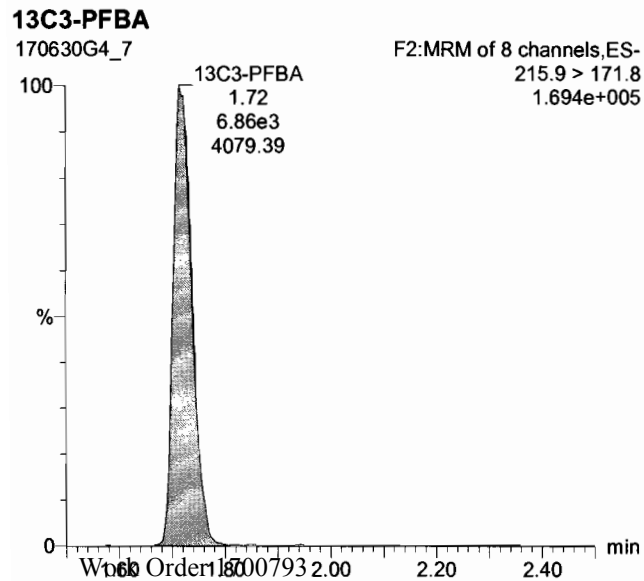
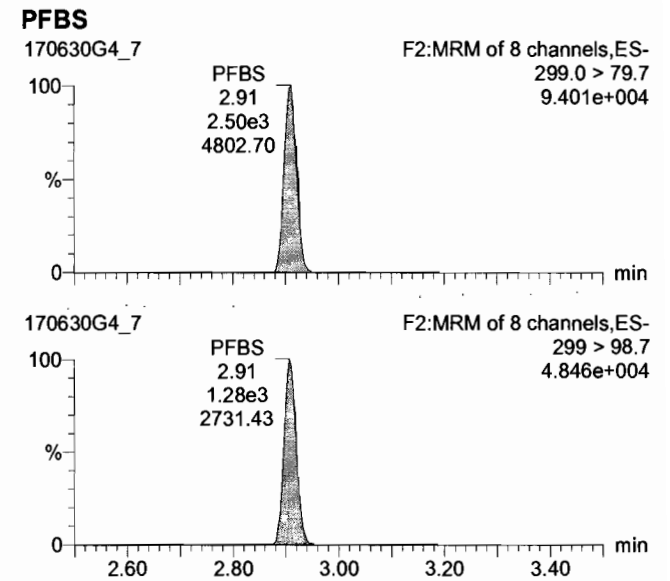
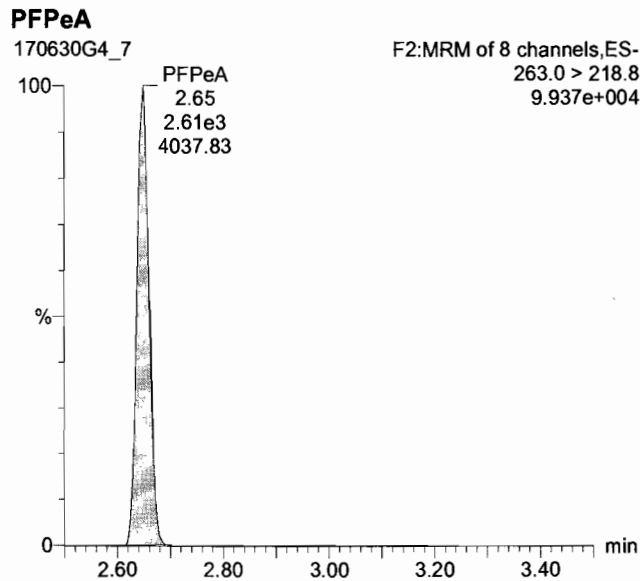
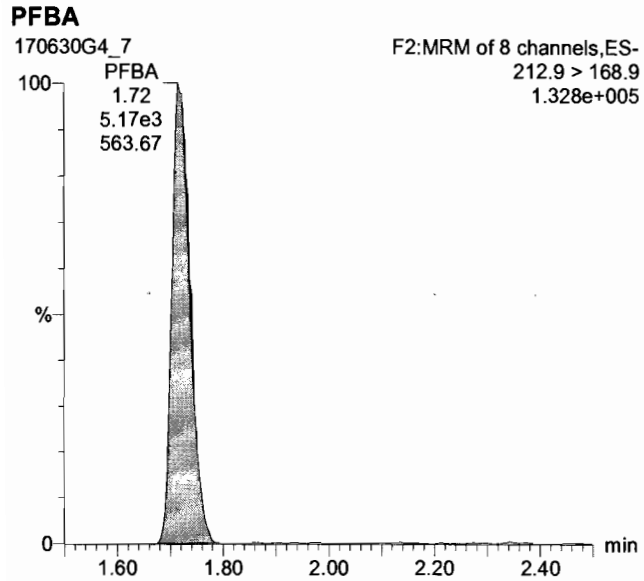
13C6-PFDA



Dataset: U:\G1.PRO\Results\2017\170630G4\170638G4_CRV.qld

Last Altered: Friday, June 30, 2017 5:15:07 PM Pacific Daylight Time
Printed: Monday, July 03, 2017 8:24:07 AM Pacific Daylight Time

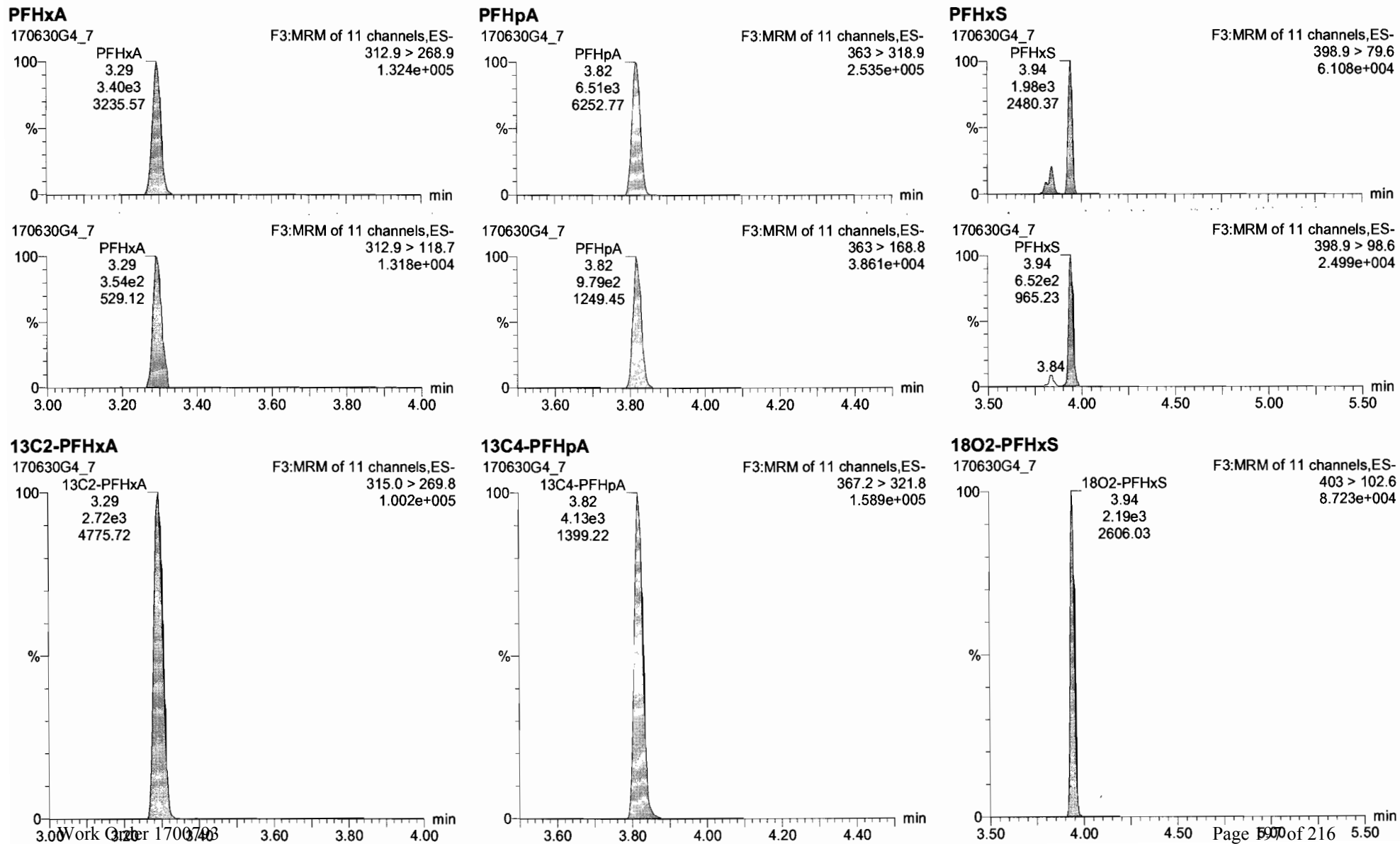
Name: 170630G4_7, Date: 30-Jun-2017, Time: 14:08:42, ID: ST170630G4-6 PFC CS3 17F2925, Description: PFC CS3 17F2925



Dataset: U:\G1.PRO\Results\2017\170630G4\170638G4_CRV.qld

Last Altered: Friday, June 30, 2017 5:15:07 PM Pacific Daylight Time
Printed: Monday, July 03, 2017 8:24:07 AM Pacific Daylight Time

Name: 170630G4_7, Date: 30-Jun-2017, Time: 14:08:42, ID: ST170630G4-6 PFC CS3 17F2925, Description: PFC CS3 17F2925




Dataset: U:\G1.PRO\Results\2017\170630G4\170638G4_CRV.qld

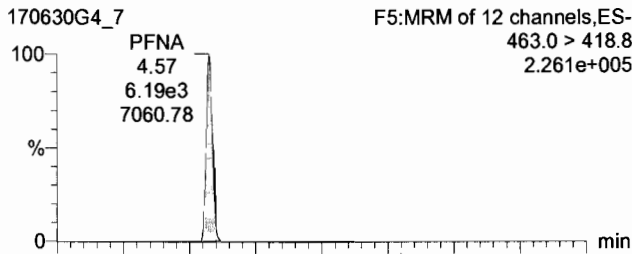
Last Altered: Friday, June 30, 2017 5:15:07 PM Pacific Daylight Time
Printed: Monday, July 03, 2017 8:24:07 AM Pacific Daylight Time

Name: 170630G4_7, Date: 30-Jun-2017, Time: 14:08:42, ID: ST170630G4-6 PFC CS3 17F2925, Description: PFC CS3 17F2925

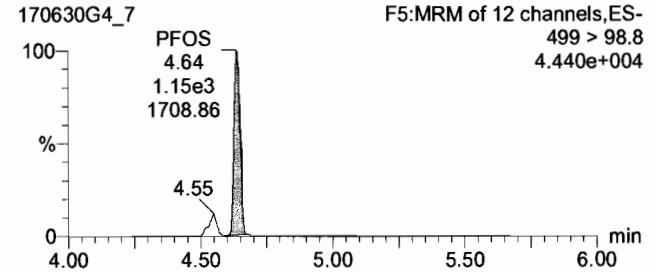
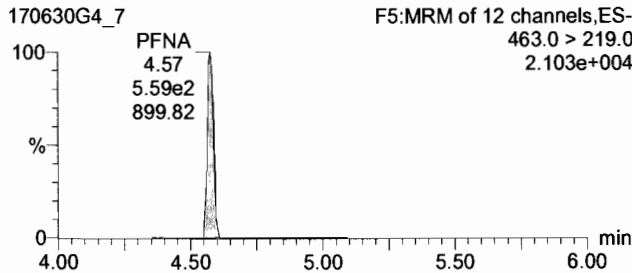

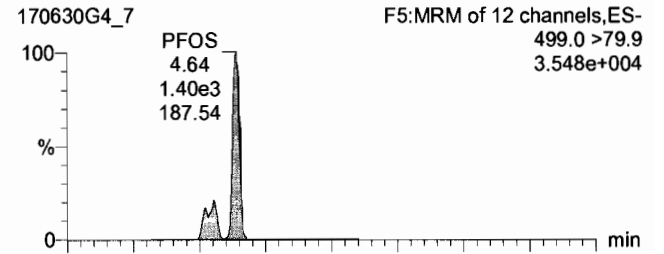
PFOA



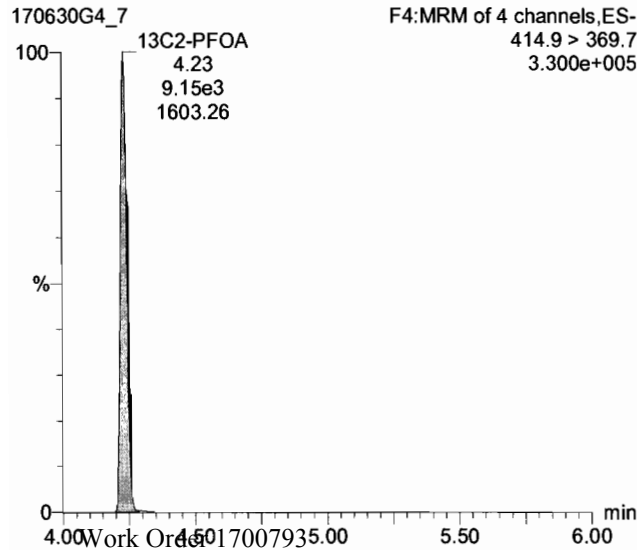
PFNA



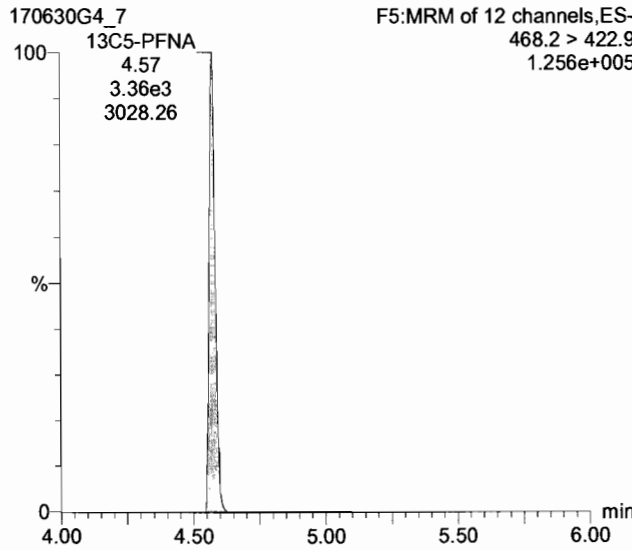
PFOS



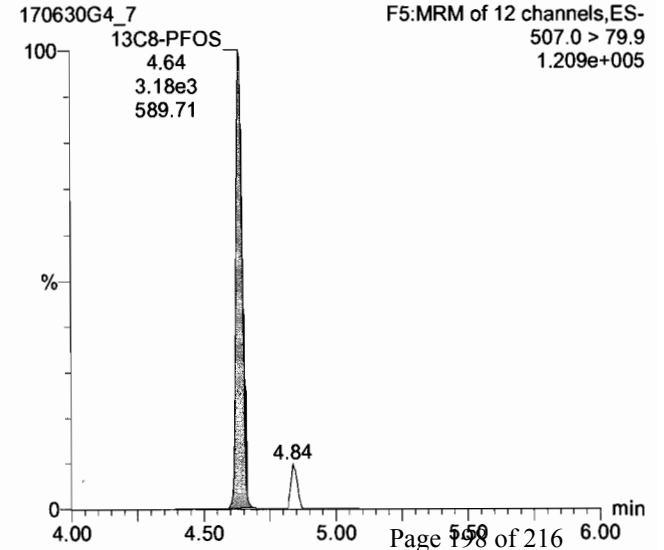
13C2-PFOA



13C5-PFNA



13C8-PFOS



Dataset: U:\G1.PRO\Results\2017\170630G4\170638G4_CRV.qld

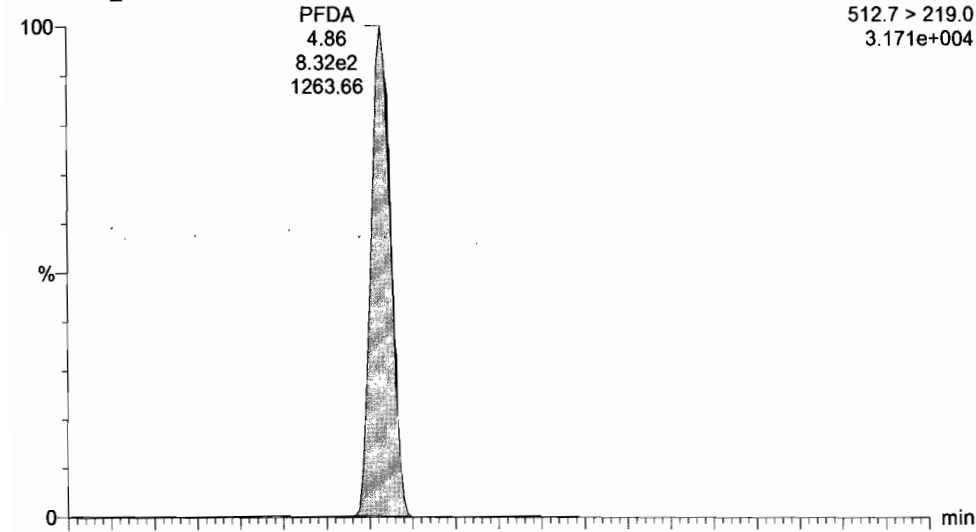
Last Altered: Friday, June 30, 2017 5:15:07 PM Pacific Daylight Time

Printed: Monday, July 03, 2017 8:24:07 AM Pacific Daylight Time

Name: 170630G4_7, Date: 30-Jun-2017, Time: 14:08:42, ID: ST170630G4-6 PFC CS3 17F2925, Description: PFC CS3 17F2925

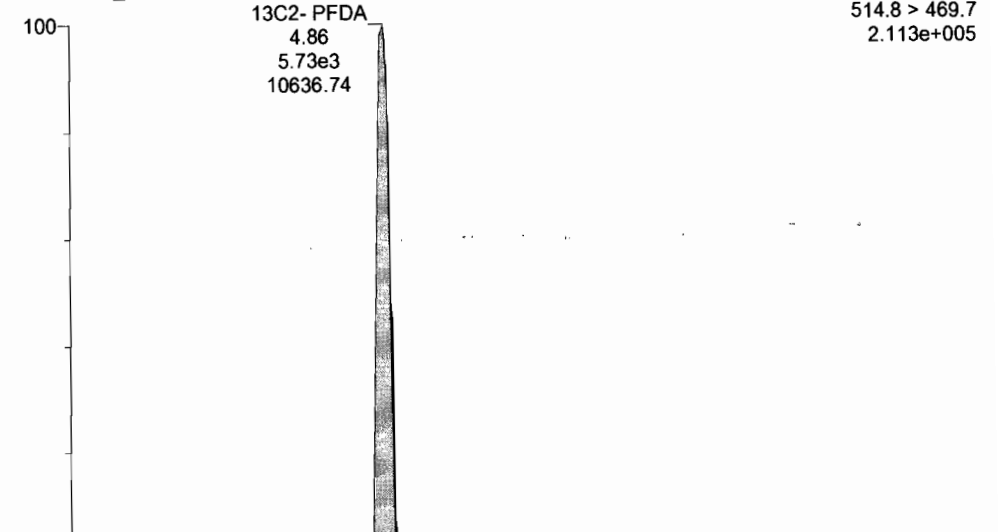
PFDA

170630G4_7

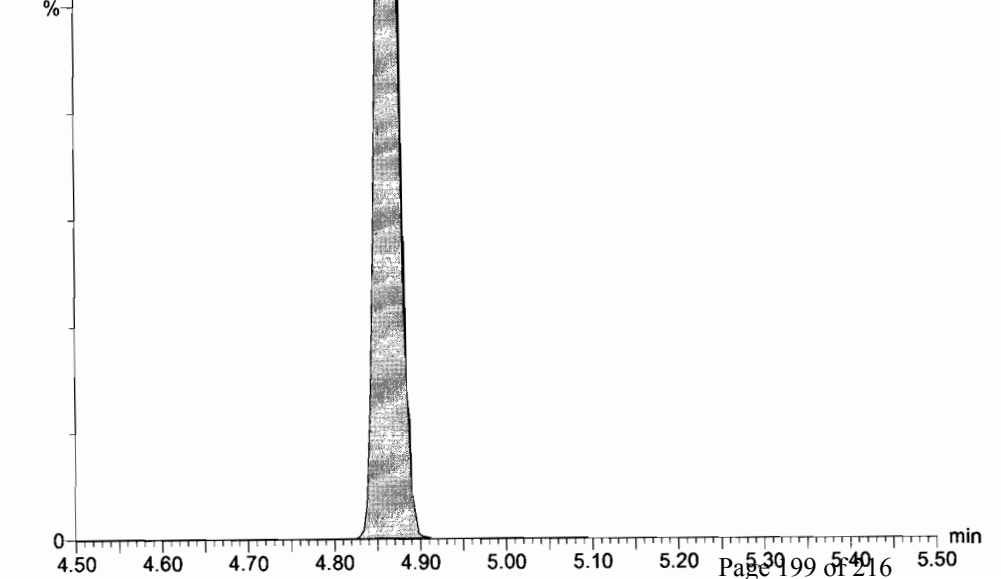
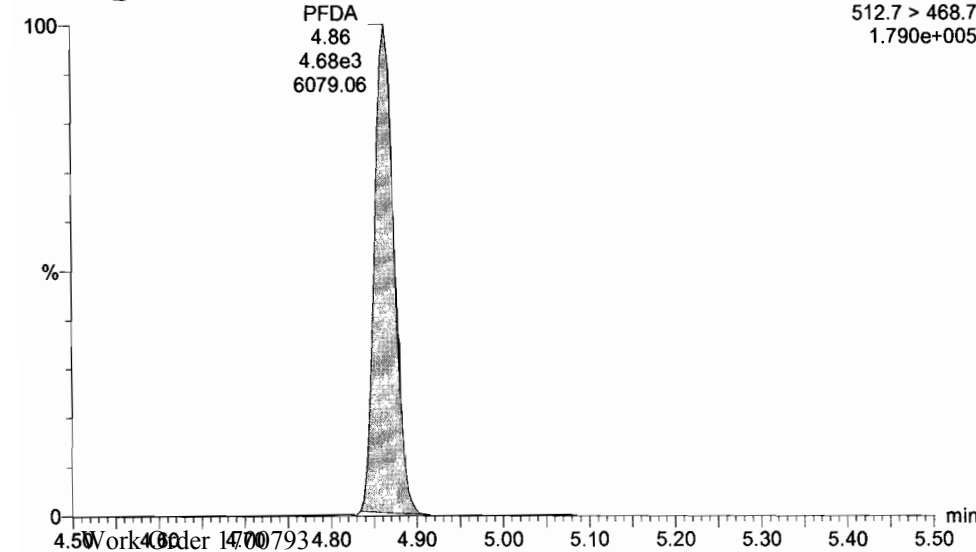


13C2- PFDA

170630G4_7



170630G4_7

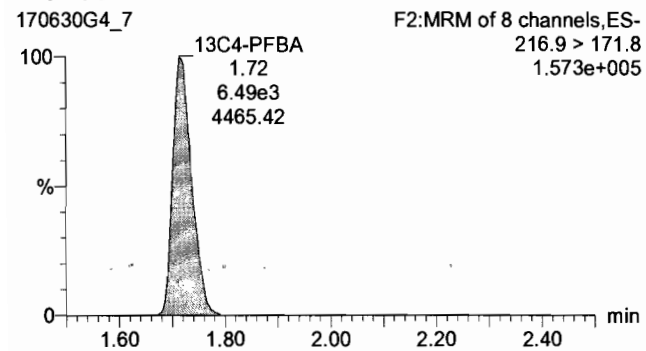


Dataset: U:\G1.PRO\Results\2017\170630G4\170638G4_CRV.qld

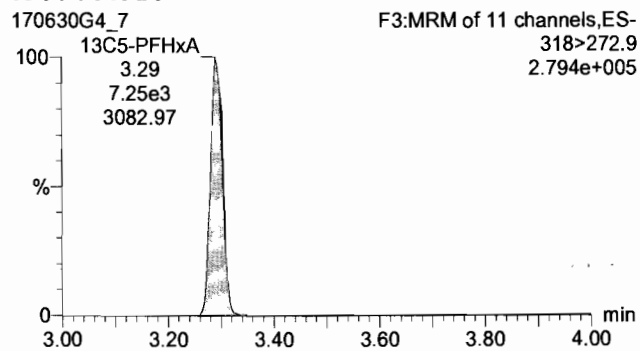
Last Altered: Friday, June 30, 2017 5:15:07 PM Pacific Daylight Time
Printed: Monday, July 03, 2017 8:24:07 AM Pacific Daylight Time

Name: 170630G4_7, Date: 30-Jun-2017, Time: 14:08:42, ID: ST170630G4-6 PFC CS3 17F2925, Description: PFC CS3 17F2925

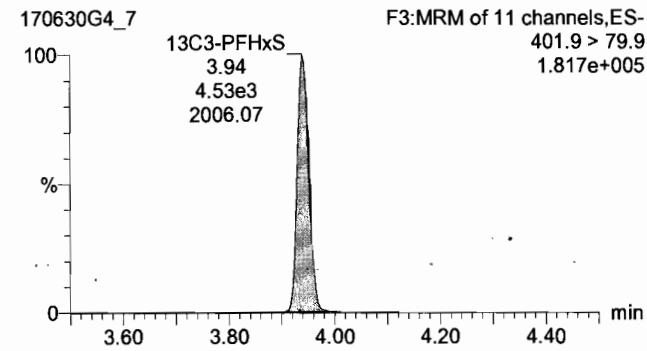
13C4-PFBA



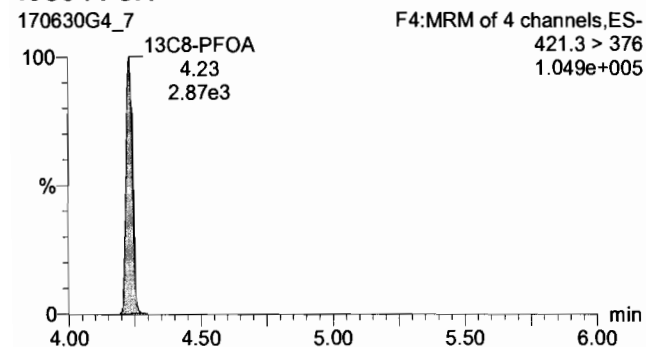
13C5-PFHxA



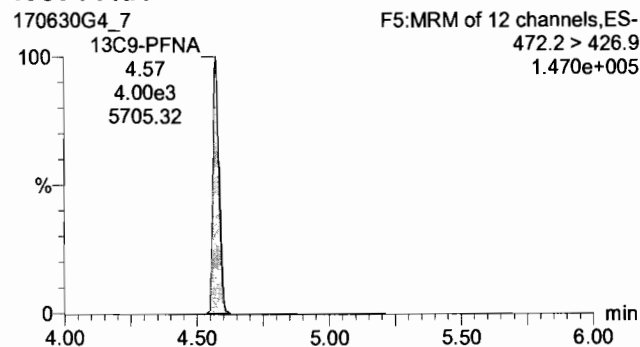
13C3-PFHxS



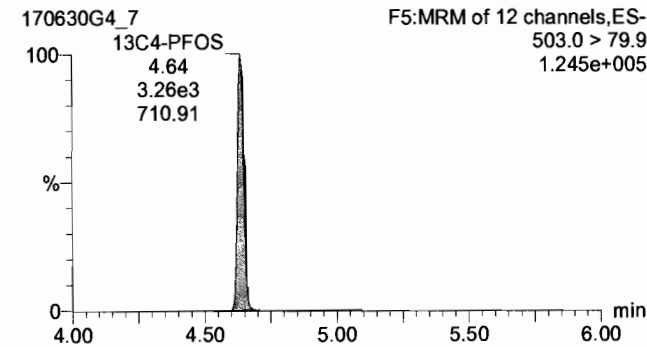
13C8-PFOA



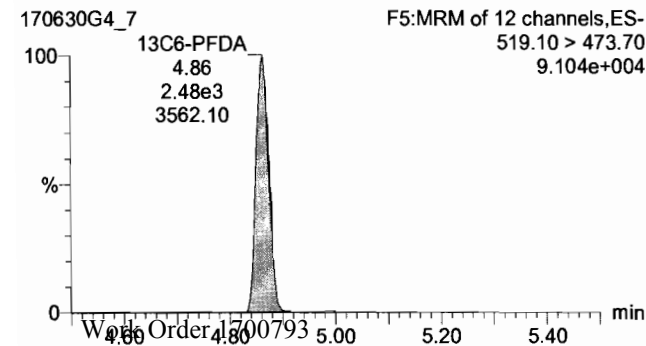
13C9-PFNA



13C4-PFOS



13C6-PFDA

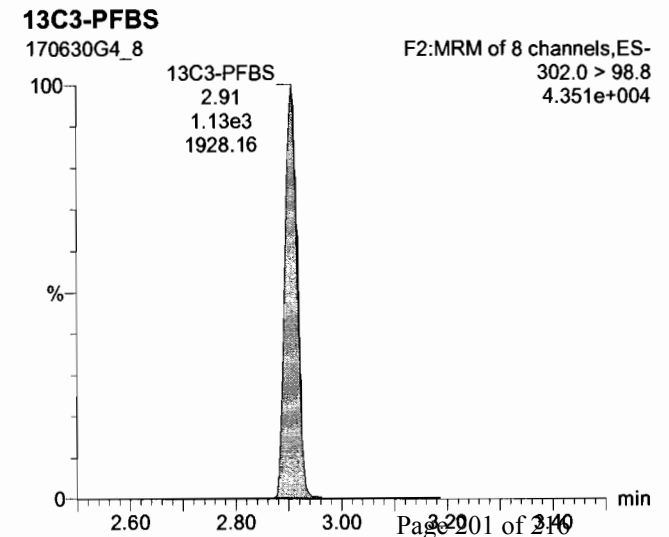
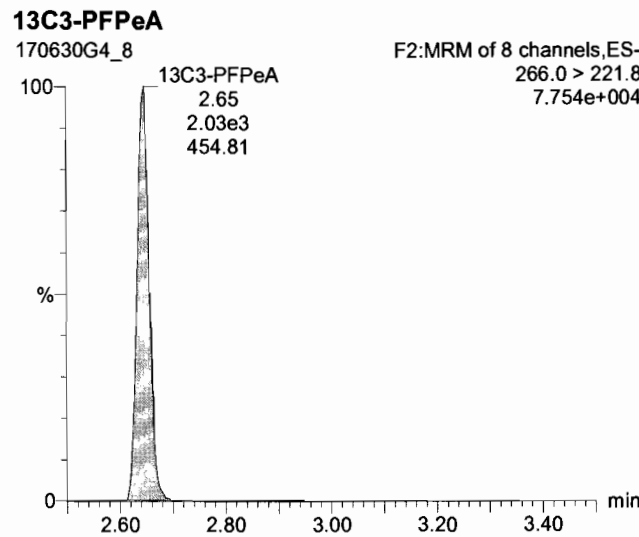
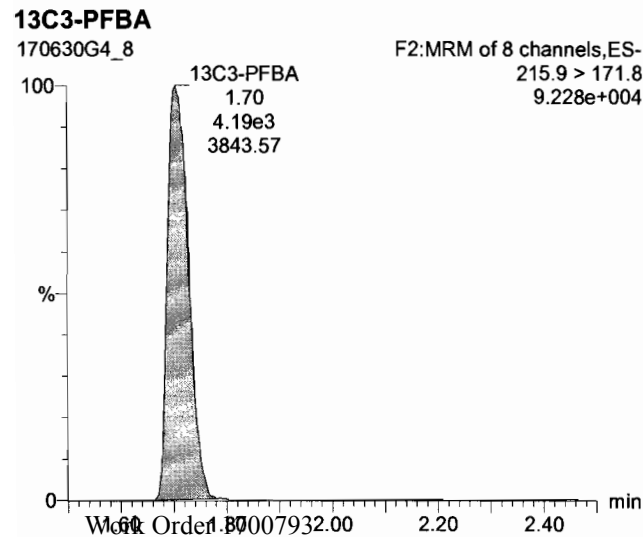
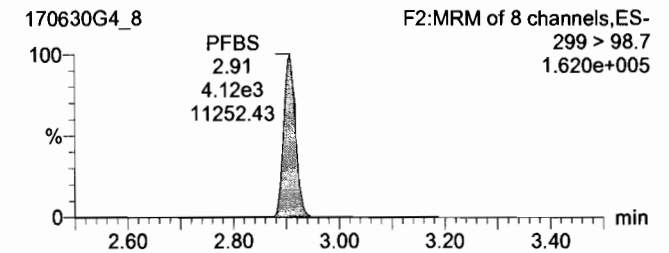
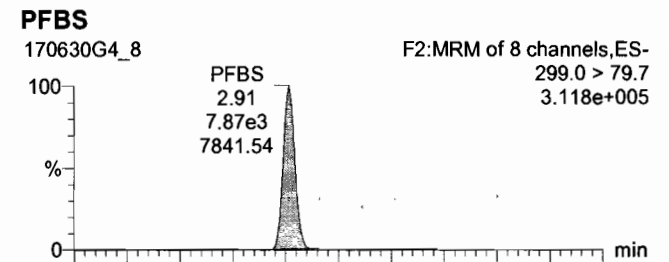
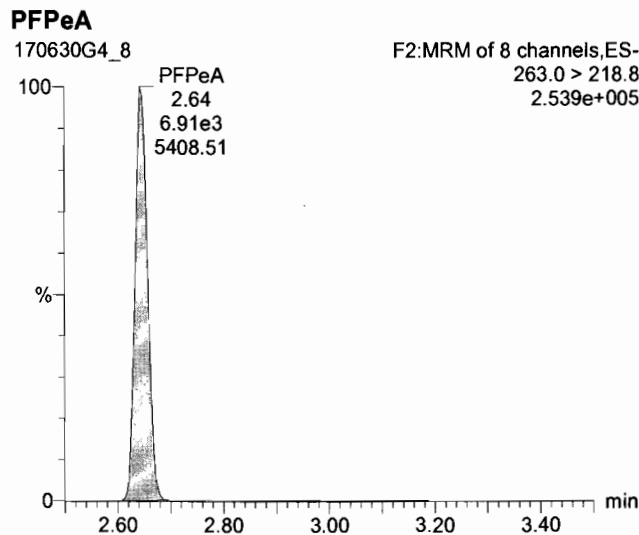
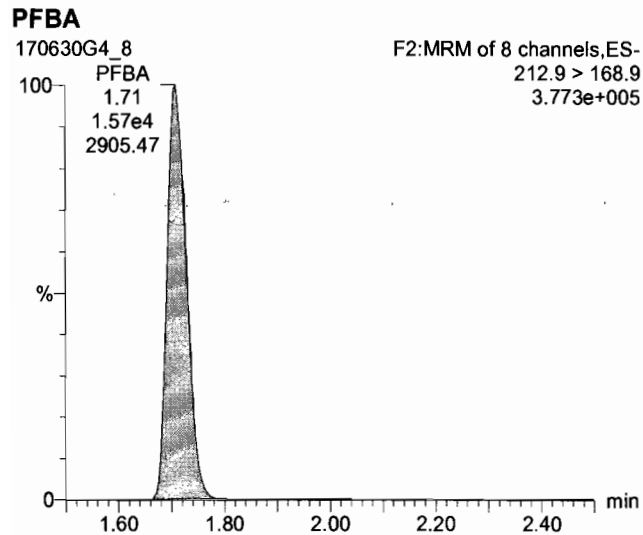


Dataset: U:\G1.PRO\Results\2017\170630G4\170638G4_CRV.qld

Last Altered: Friday, June 30, 2017 5:15:07 PM Pacific Daylight Time
Printed: Monday, July 03, 2017 8:24:29 AM Pacific Daylight Time

Method: U:\G1.pro\MethDB\PFAS_14or16_2trans_0630.mdb 30 Jun 2017 17:00:08
Calibration: U:\G1.PRO\CurveDB\C18_VAL-PFC_Q1_6-30-17_L16_2Trans.cdb 30 Jun 2017 17:15:07

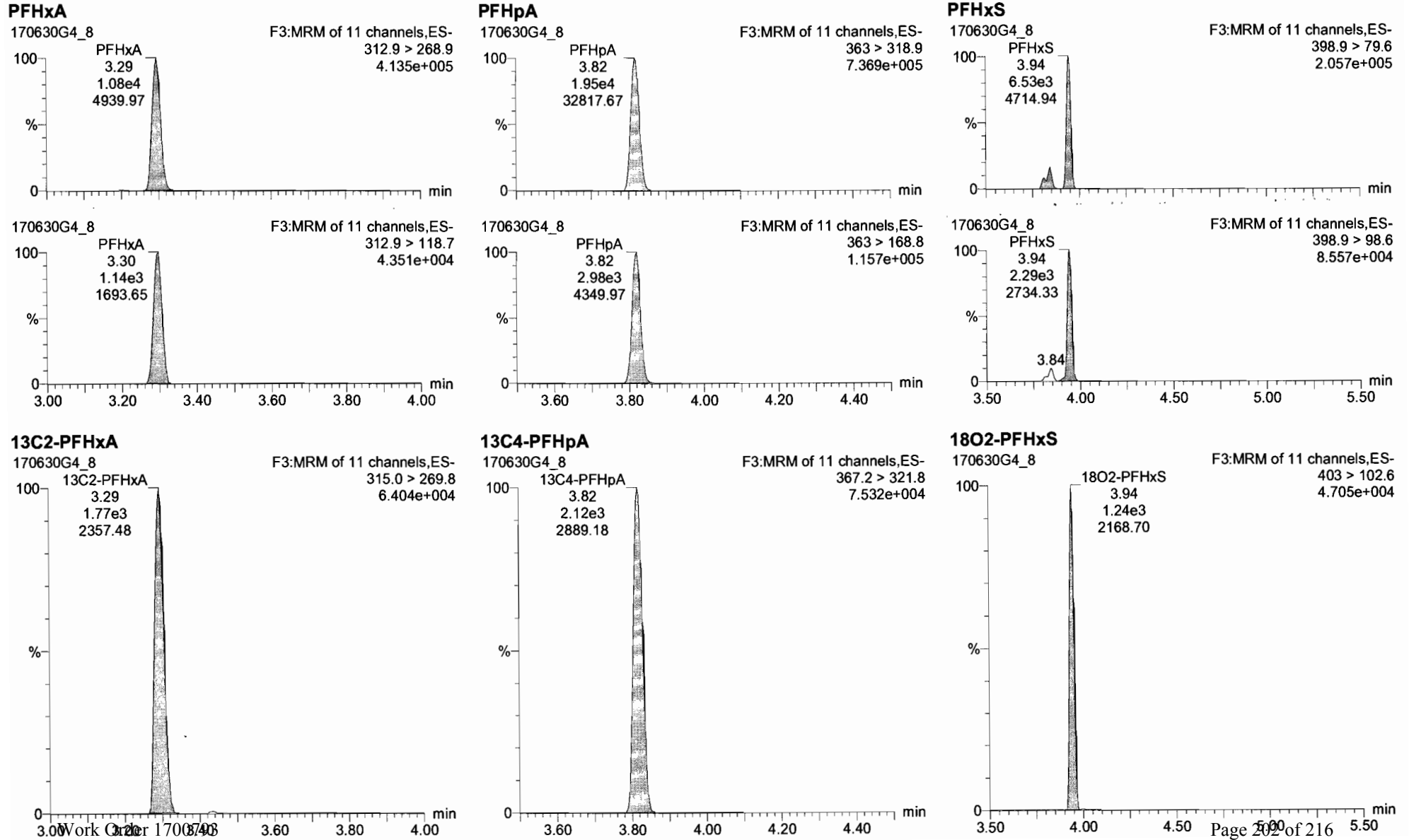
Name: 170630G4_8, Date: 30-Jun-2017, Time: 14:21:08, ID: ST170630G4-7 PFC CS4 17F3027, Description: PFC CS4 17F3027



Dataset: U:\G1.PRO\Results\2017\170630G4\170638G4_CRV.qld

Last Altered: Friday, June 30, 2017 5:15:07 PM Pacific Daylight Time
Printed: Monday, July 03, 2017 8:24:29 AM Pacific Daylight Time

Name: 170630G4_8, Date: 30-Jun-2017, Time: 14:21:08, ID: ST170630G4-7 PFC CS4 17F3027, Description: PFC CS4 17F3027





Dataset: U:\G1.PRO\Results\2017\170630G4\170638G4_CRV.qld

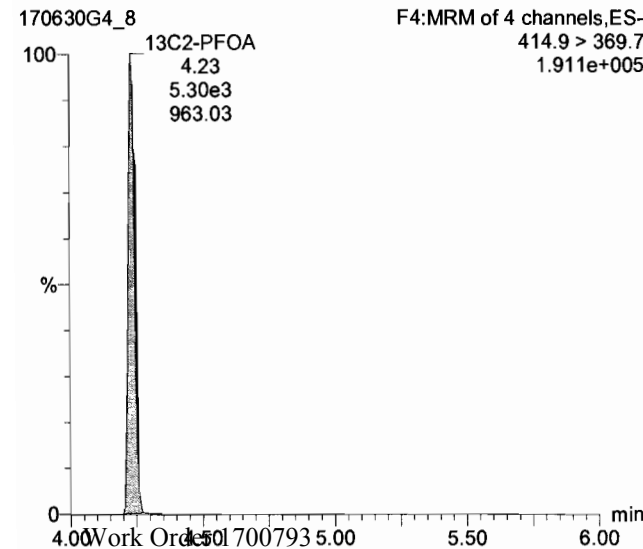
Last Altered: Friday, June 30, 2017 5:15:07 PM Pacific Daylight Time
Printed: Monday, July 03, 2017 8:24:29 AM Pacific Daylight Time

Name: 170630G4_8, Date: 30-Jun-2017, Time: 14:21:08, ID: ST170630G4-7 PFC CS4 17F3027, Description: PFC CS4 17F3027

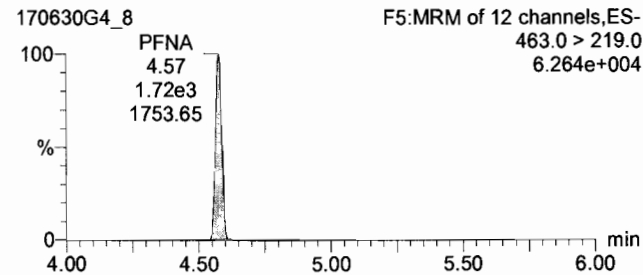
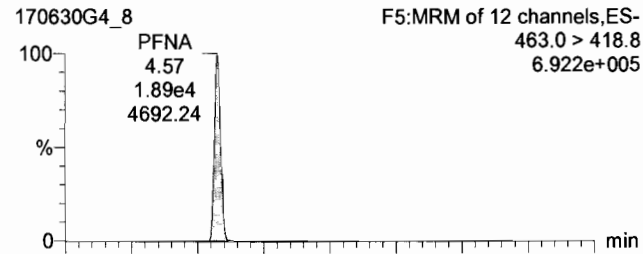
PFOA



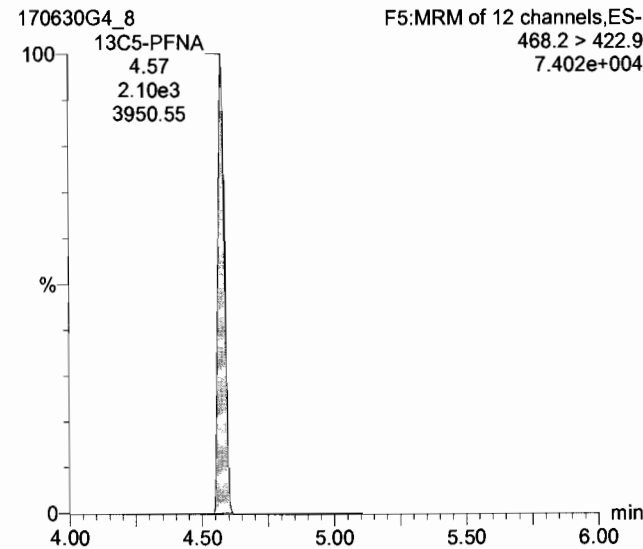
13C2-PFOA



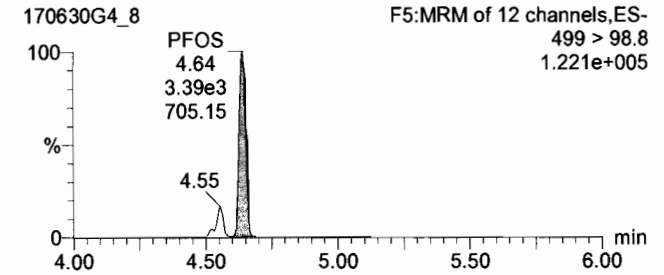
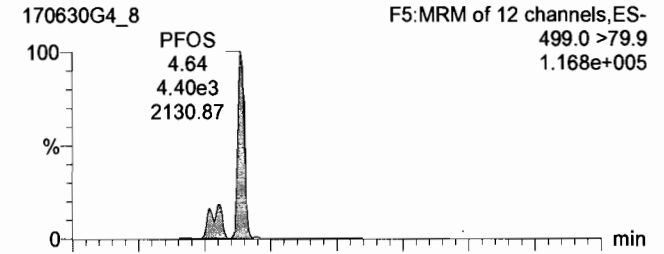
PFNA



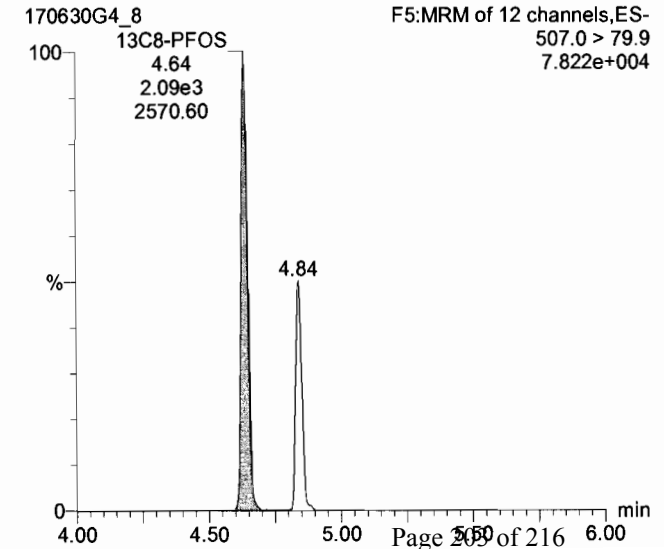
13C5-PFNA



PFOS



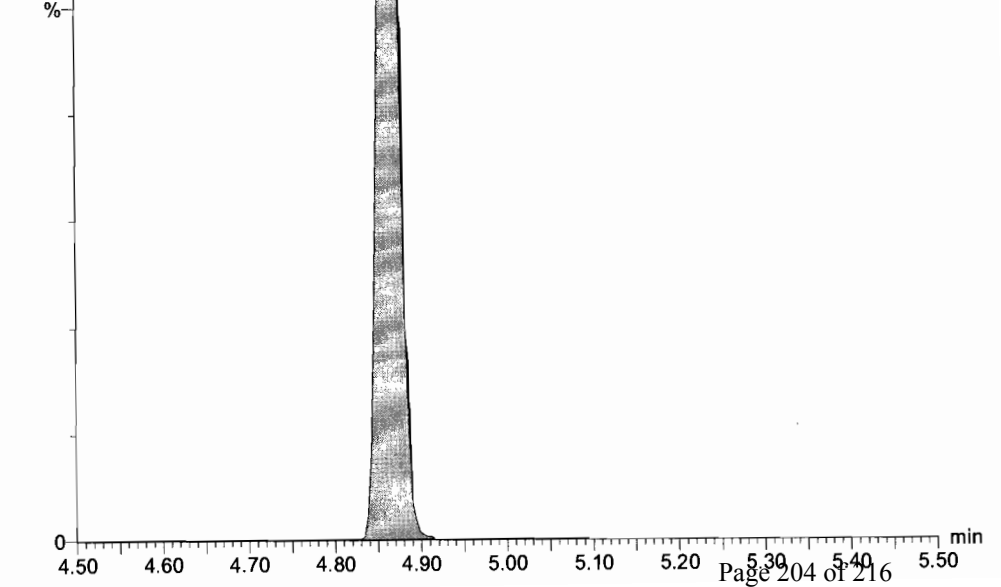
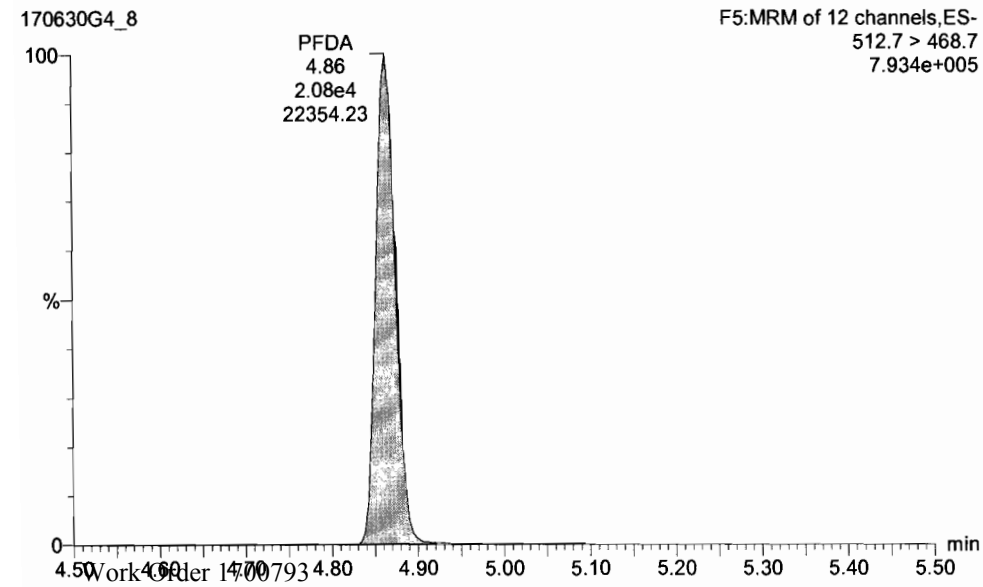
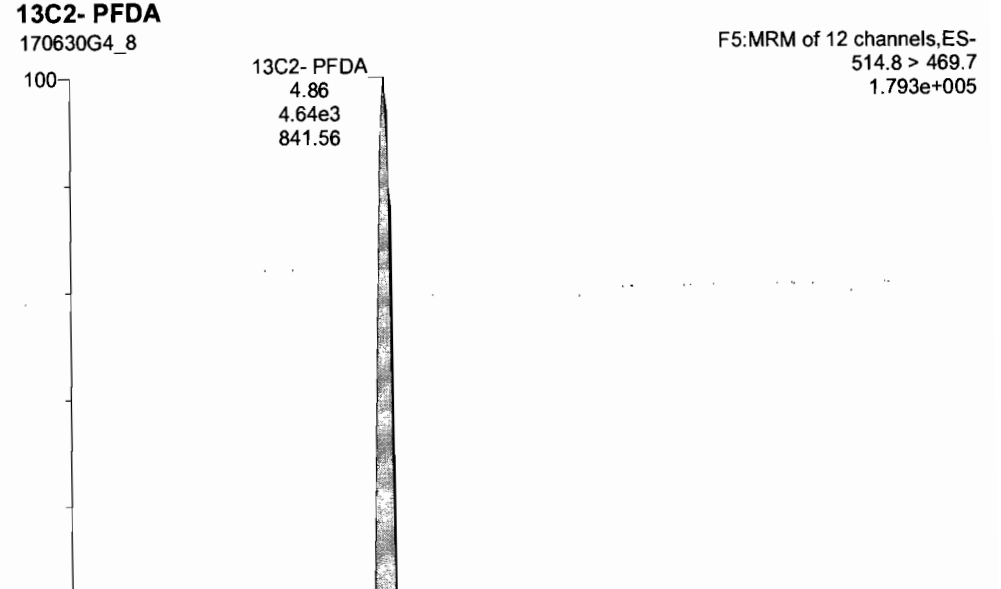
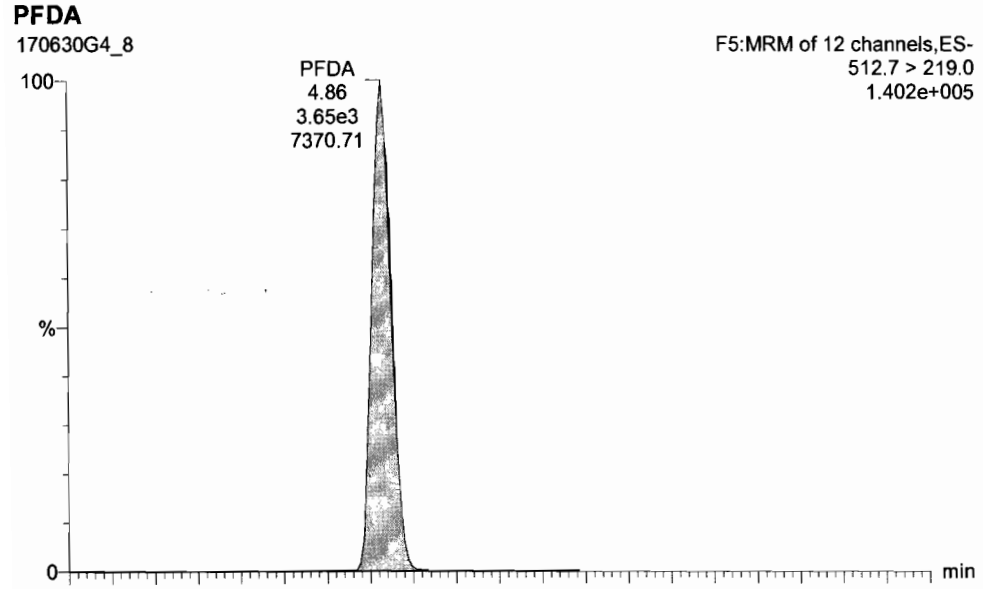
13C8-PFOS



Dataset: U:\G1.PRO\Results\2017\170630G4\170638G4_CRV.qld

Last Altered: Friday, June 30, 2017 5:15:07 PM Pacific Daylight Time
Printed: Monday, July 03, 2017 8:24:29 AM Pacific Daylight Time

Name: 170630G4_8, Date: 30-Jun-2017, Time: 14:21:08, ID: ST170630G4-7 PFC CS4 17F3027, Description: PFC CS4 17F3027

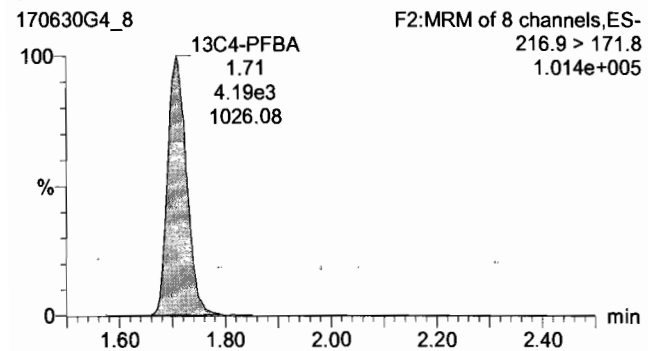


Dataset: U:\G1.PRO\Results\2017\170630G4\170638G4_CRV.qld

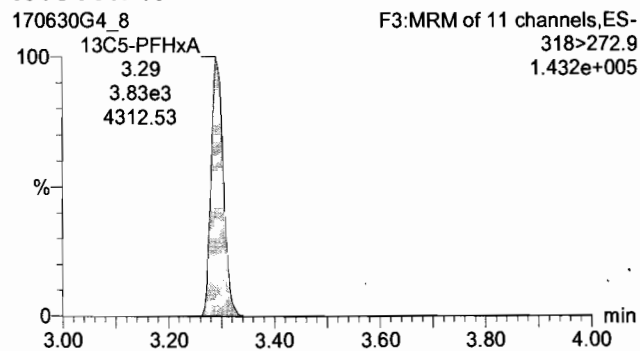
Last Altered: Friday, June 30, 2017 5:15:07 PM Pacific Daylight Time
Printed: Monday, July 03, 2017 8:24:29 AM Pacific Daylight Time

Name: 170630G4_8, Date: 30-Jun-2017, Time: 14:21:08, ID: ST170630G4-7 PFC CS4 17F3027, Description: PFC CS4 17F3027

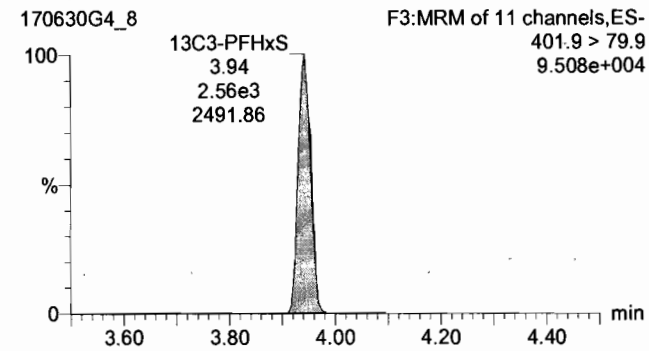
13C4-PFBA



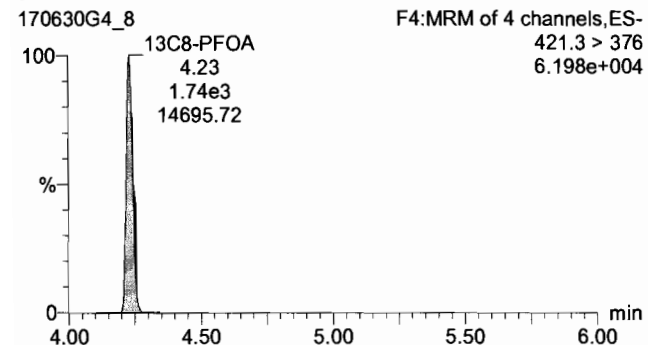
13C5-PFHxA



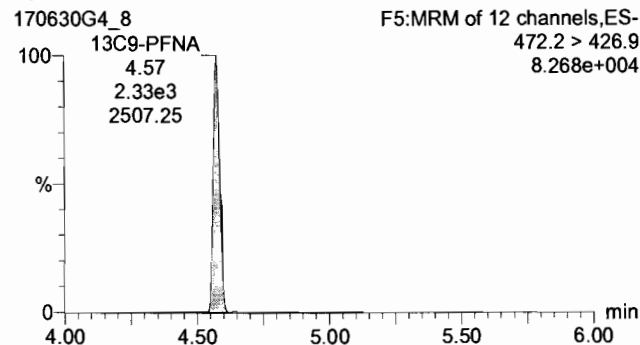
13C3-PFHxS



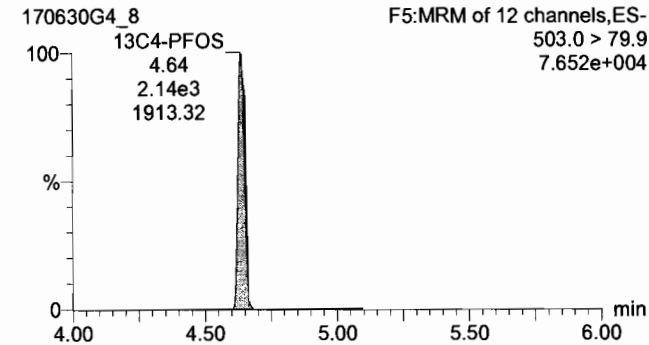
13C8-PFOA



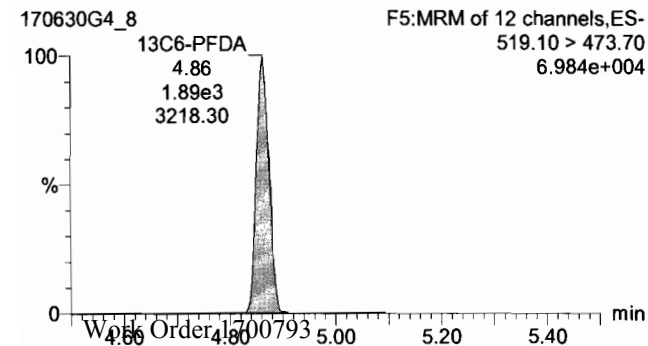
13C9-PFNA



13C4-PFOS



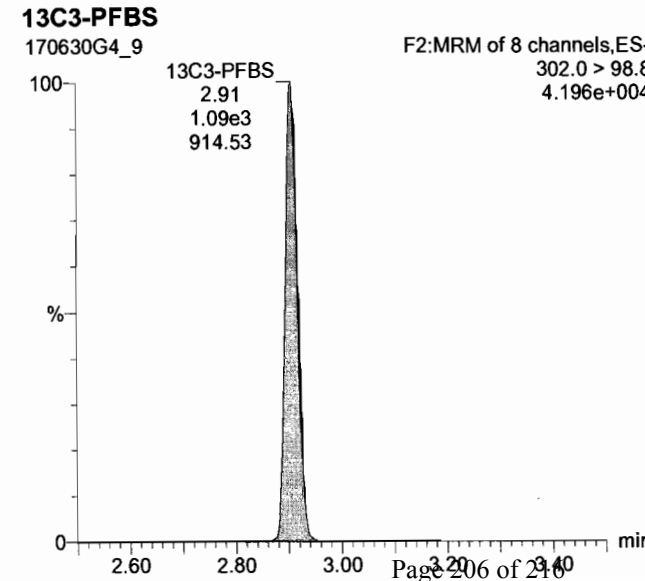
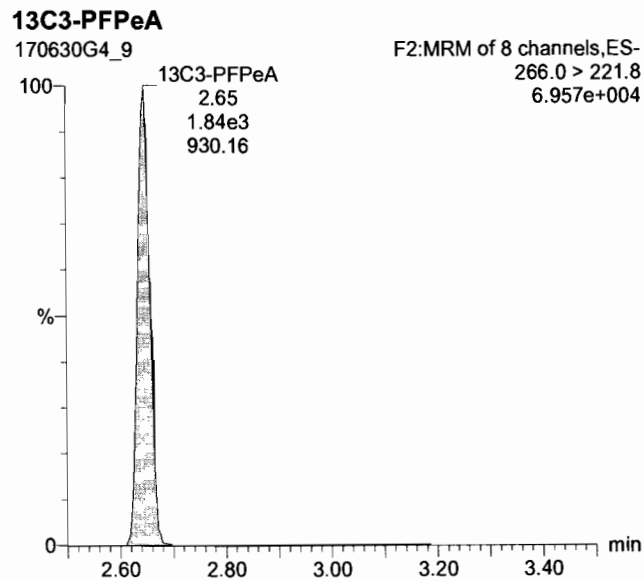
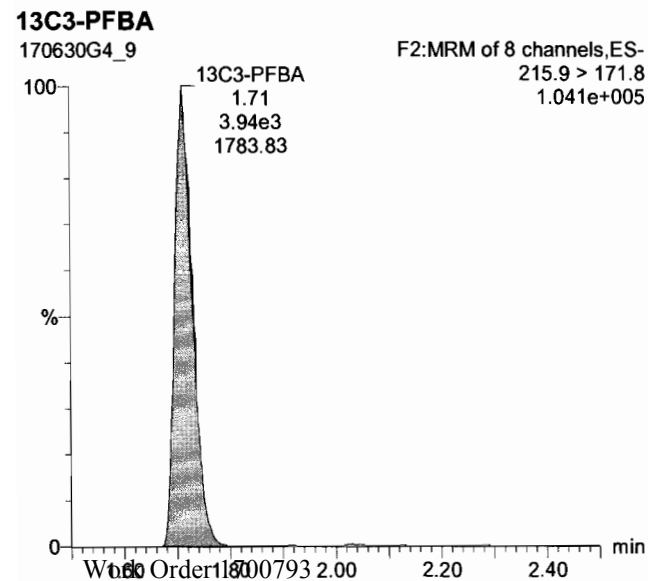
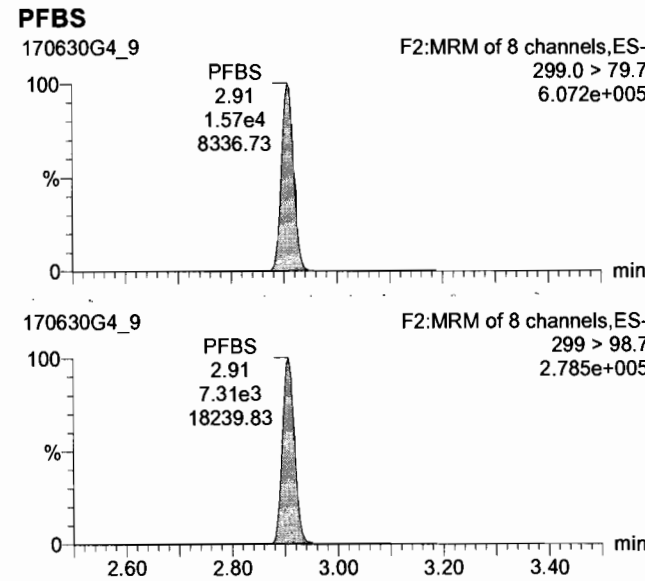
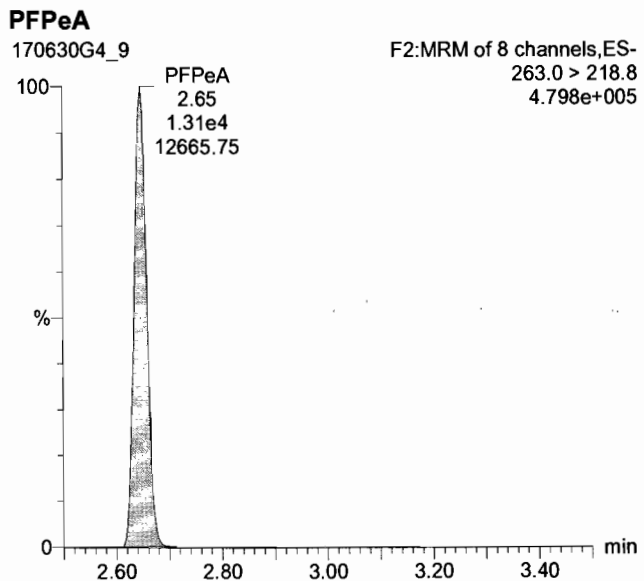
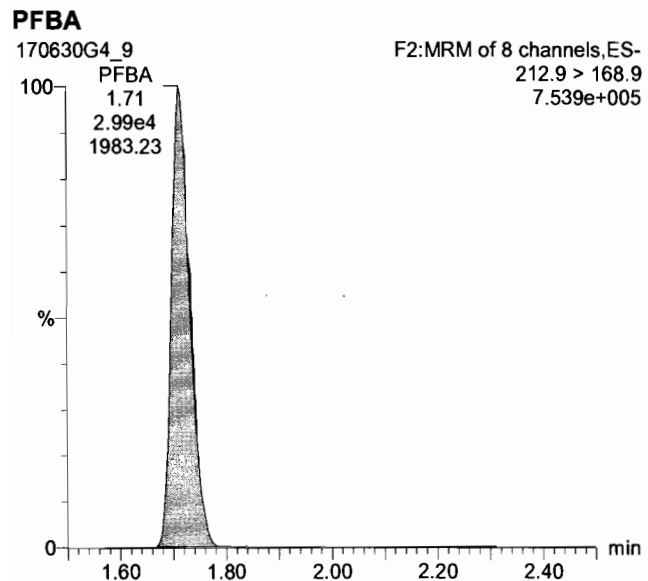
13C6-PFDA



Dataset: U:\G1.PRO\Results\2017\170630G4\170638G4_CRV.qld

Last Altered: Friday, June 30, 2017 5:15:07 PM Pacific Daylight Time
Printed: Monday, July 03, 2017 8:24:29 AM Pacific Daylight Time

Name: 170630G4_9, Date: 30-Jun-2017, Time: 14:33:27, ID: ST170630G4-8 PFC CS5 17F3028, Description: PFC CS5 17F3028



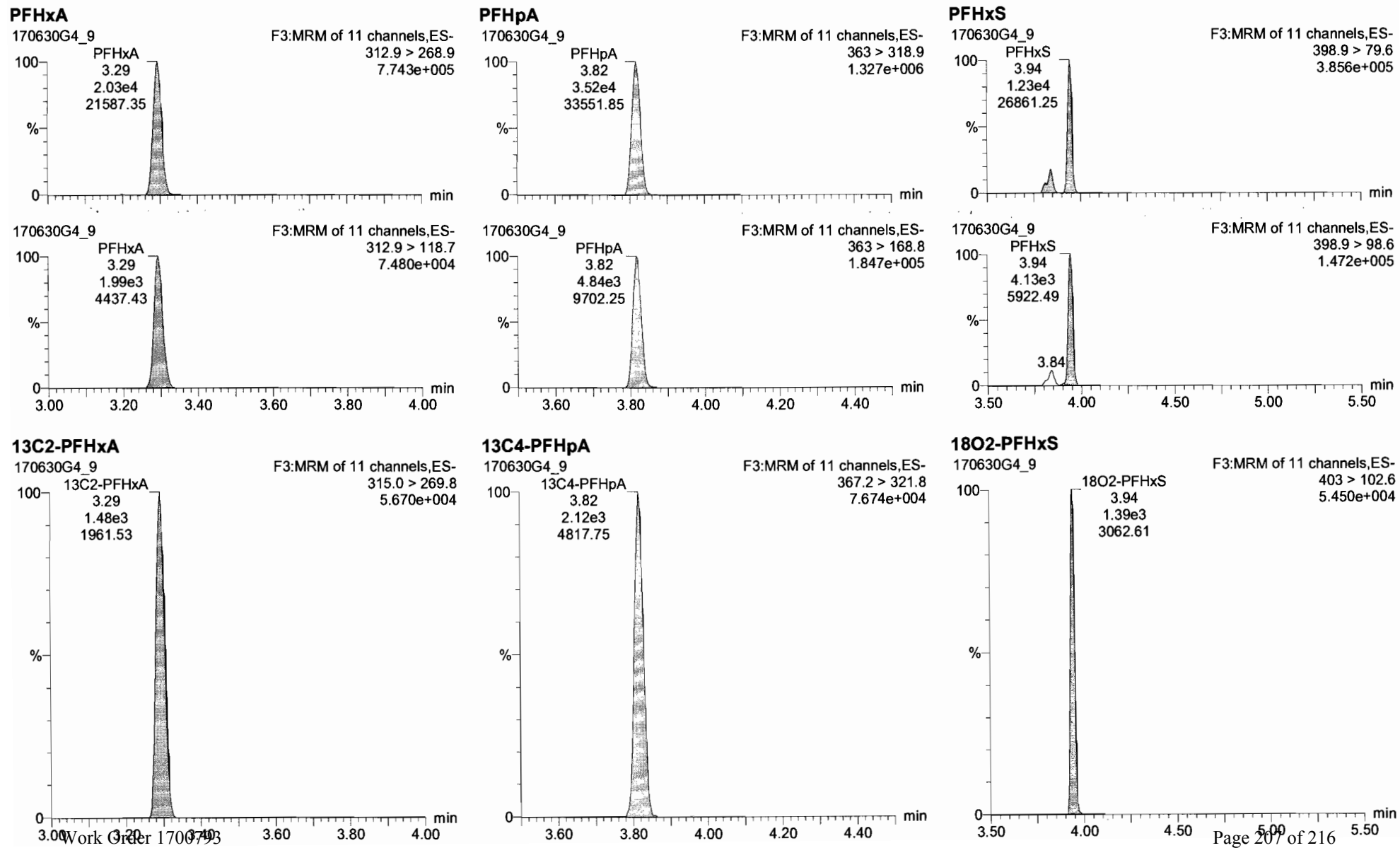
Vista Analytical Laboratory Q1

Dataset: U:\G1.PRO\Results\2017\170630G4\170638G4_CRV.qld

Last Altered: Friday, June 30, 2017 5:15:07 PM Pacific Daylight Time

Printed: Monday, July 03, 2017 8:24:29 AM Pacific Daylight Time

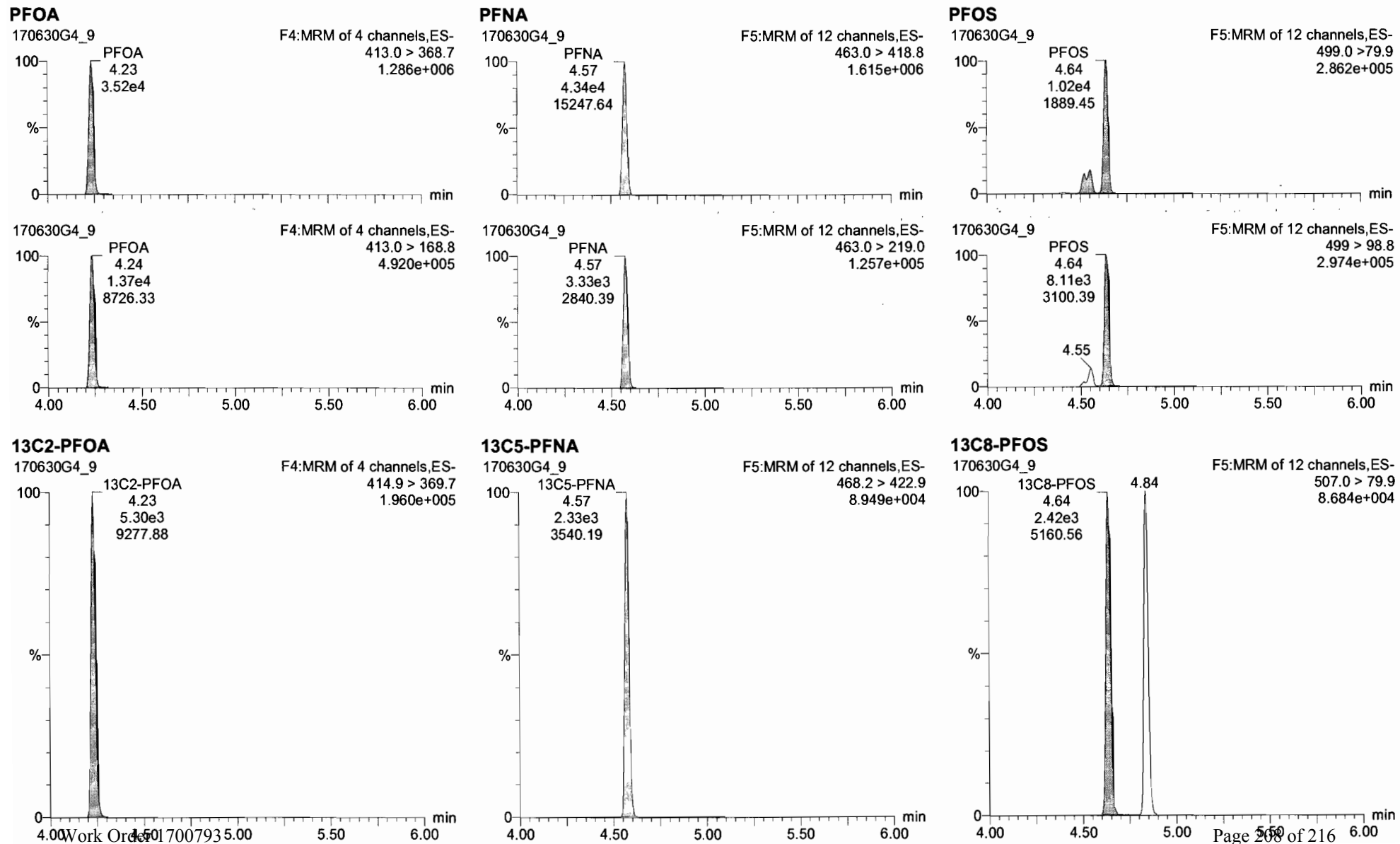
Name: 170630G4_9, Date: 30-Jun-2017, Time: 14:33:27, ID: ST170630G4-8 PFC CS5 17F3028, Description: PFC CS5 17F3028



Dataset: U:\G1.PRO\Results\2017\170630G4\170638G4_CRV.qld

Last Altered: Friday, June 30, 2017 5:15:07 PM Pacific Daylight Time
Printed: Monday, July 03, 2017 8:24:29 AM Pacific Daylight Time

Name: 170630G4_9, Date: 30-Jun-2017, Time: 14:33:27, ID: ST170630G4-8 PFC CS5 17F3028, Description: PFC CS5 17F3028



Dataset: U:\G1.PRO\Results\2017\170630G4\170638G4_CRV.qld

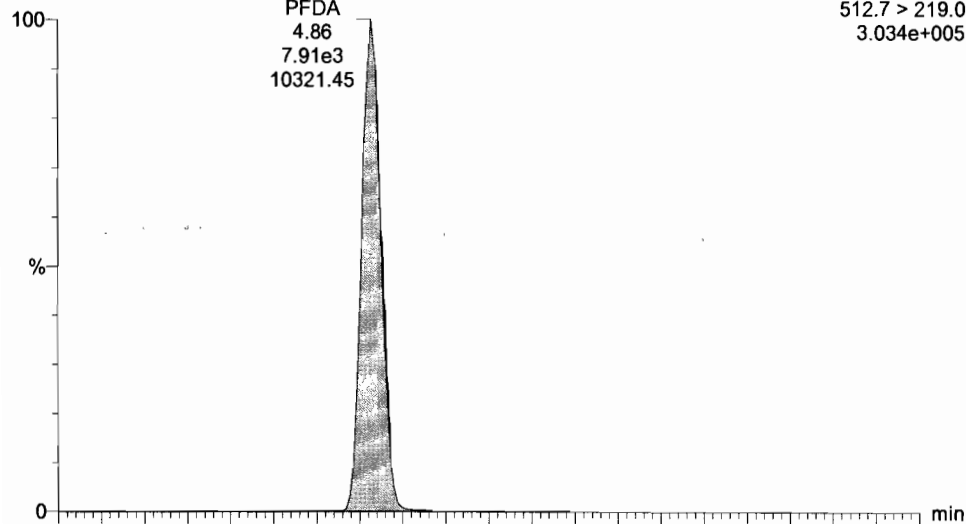
Last Altered: Friday, June 30, 2017 5:15:07 PM Pacific Daylight Time
Printed: Monday, July 03, 2017 8:24:29 AM Pacific Daylight Time

Name: 170630G4_9, Date: 30-Jun-2017, Time: 14:33:27, ID: ST170630G4-8 PFC CS5 17F3028, Description: PFC CS5 17F3028

PFDA

170630G4_9

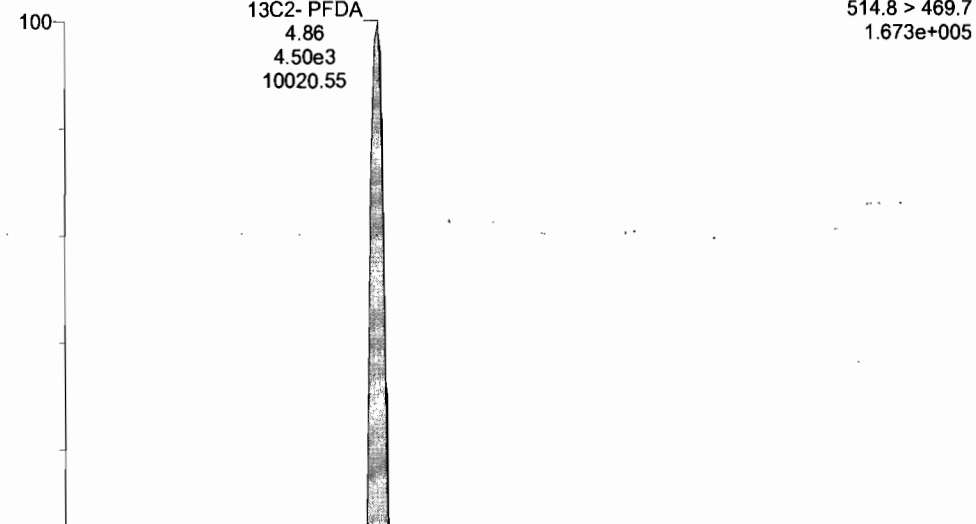
F5:MRM of 12 channels,ES-
512.7 > 219.0
3.034e+005



13C2- PFDA

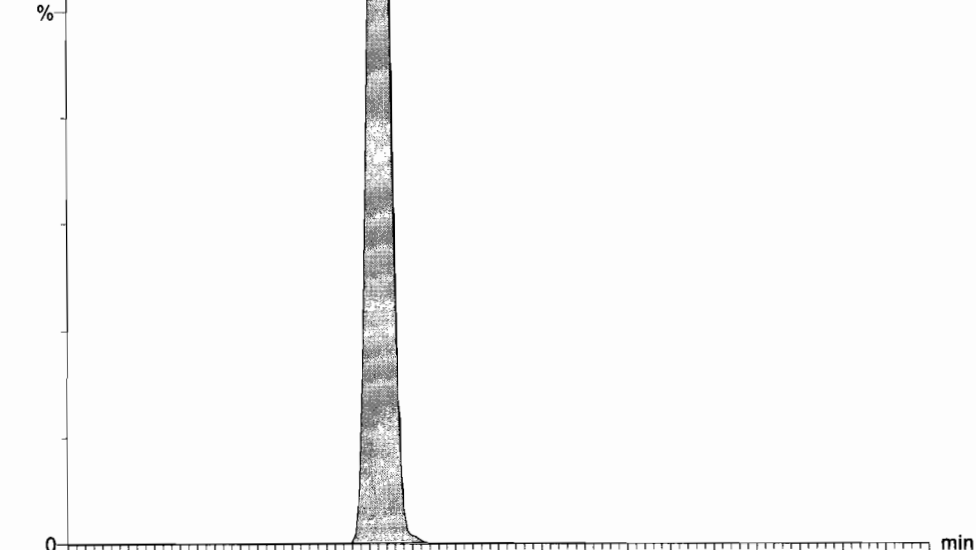
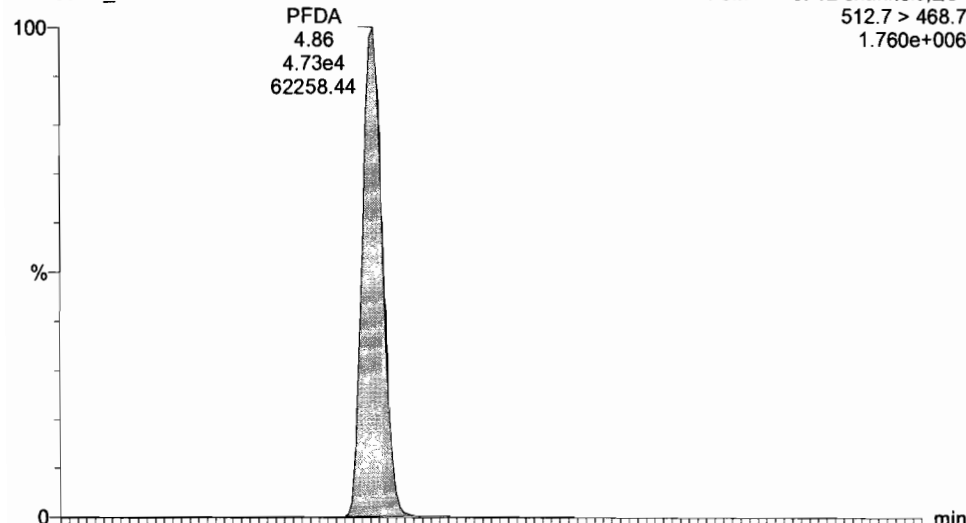
170630G4_9

F5:MRM of 12 channels,ES-
514.8 > 469.7
1.673e+005



170630G4_9

F5:MRM of 12 channels,ES-
512.7 > 468.7
1.760e+006

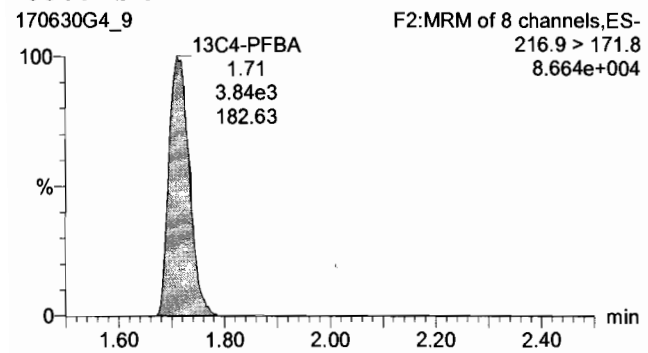


Dataset: U:\G1.PRO\Results\2017\170630G4\170638G4_CRV.qld

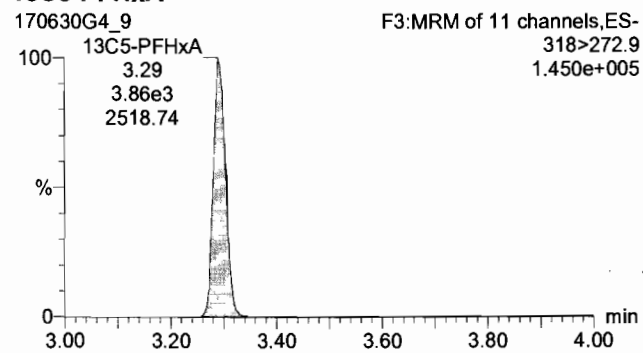
Last Altered: Friday, June 30, 2017 5:15:07 PM Pacific Daylight Time
Printed: Monday, July 03, 2017 8:24:29 AM Pacific Daylight Time

Name: 170630G4_9, Date: 30-Jun-2017, Time: 14:33:27, ID: ST170630G4-8 PFC CS5 17F3028, Description: PFC CS5 17F3028

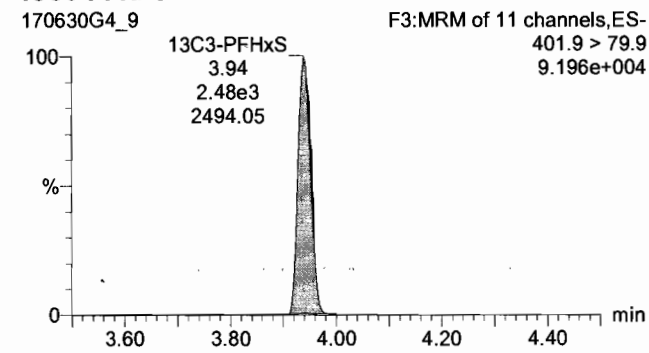
13C4-PFBA



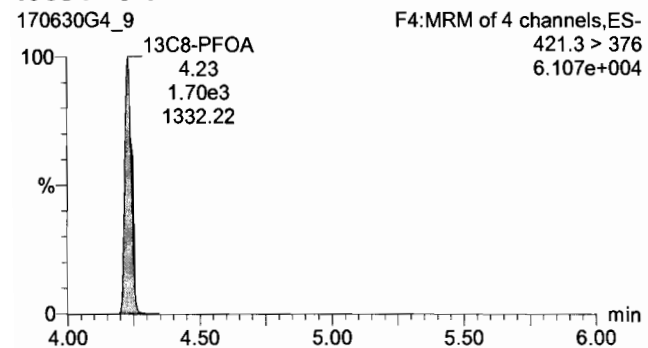
13C5-PFHxA



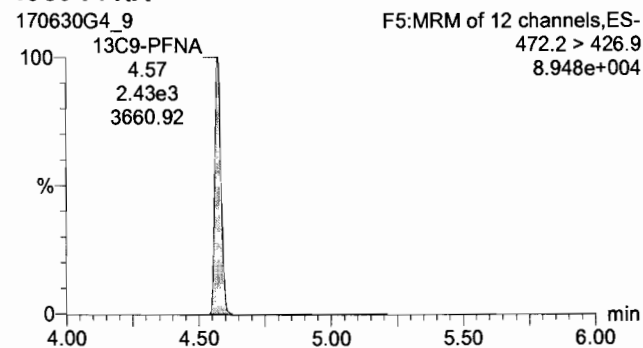
13C3-PFHxS



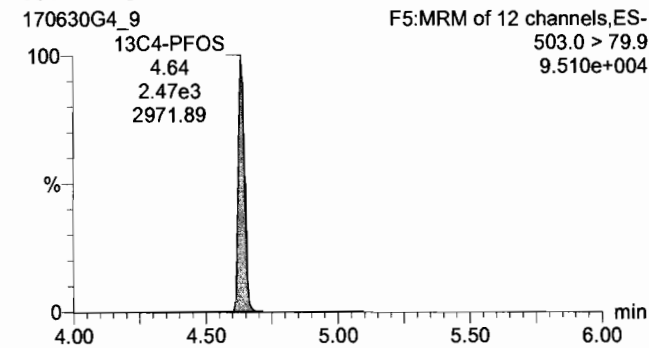
13C8-PFOA



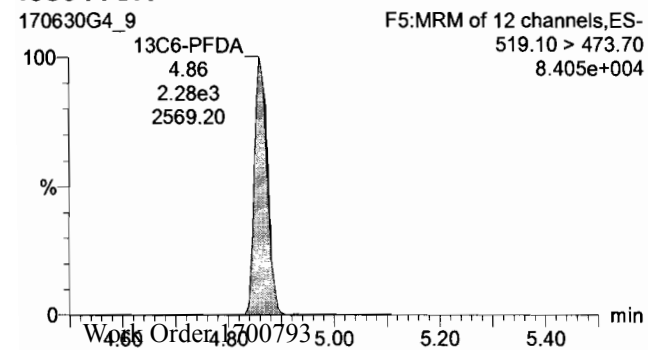
13C9-PFNA



13C4-PFOS



13C6-PFDA



Dataset: U:\G1.PRO\Results\2017\170630G4\170638G4_11.qld

Last Altered: Monday, July 03, 2017 8:32:25 AM Pacific Daylight Time

Printed: Monday, July 03, 2017 8:32:58 AM Pacific Daylight Time

Method: U:\G1.pro\MethDB\PFAS_14or16_2trans_0630.mdb 30 Jun 2017 17:00:08

Calibration: U:\G1.pro\CurveDB\C18_VAL-PFC_Q1_6-30-17_L16_2Trans.cdb 30 Jun 2017 17:15:07

Name: 170630G4_11, Date: 30-Jun-2017, Time: 14:58:51, ID: SS170630G4-1 PFC SSS 17F3021, Description: PFC SSS 17F3021

#	Name	Trace	Response	IS Resp	RRF	Wt/Vol	RT	Conc	%Rec
1	1 PFBA	212.9 > 168.9	3.04e3	4.44e3		1.000	1.72	9.03	90.3
2	2 PFPeA	263.0 > 218.8	1.29e3	1.88e3		1.000	2.64	9.69	96.9
3	3 PFBS	299.0 > 79.7	1.67e3	1.31e3		1.000	2.91	8.84	88.4
4	4 PFHxA	312.9 > 268.9	2.04e3	1.66e3		1.000	3.29	9.34	93.4
5	5 PFHpA	363 > 318.9	3.92e3	2.18e3		1.000	3.82	10.4	104.2
6	6 PFHxS	398.9 > 79.6	1.17e3	1.45e3		1.000	3.94	8.66	86.6
7	7 PFOA	413.0 > 368.7	3.67e3	5.19e3		1.000	4.24	10.3	103.0
8	8 PFNA	463.0 > 418.8	3.92e3	2.36e3		1.000	4.58	8.78	87.8
9	9 PFOS	499.0 > 79.9	8.60e2	2.24e3		1.000	4.64	9.50	95.0
10	10 PFDA	512.7 > 219.0	6.86e2	4.73e3		1.000	4.86	10.2	102.1
11	11 13C3-PFBA	215.9 > 171.8	4.44e3	3.72e3	1.052	1.000	1.72	14.1	113.2
12	12 13C3-PFBS	302.0 > 98.8	1.31e3	3.82e3	0.281	1.000	2.91	15.3	122.3
13	13 13C3-PFPeA	266.0 > 221.8	1.88e3	3.82e3	0.462	1.000	2.65	13.3	106.7
14	14 13C2-PFHxA	315.0 > 269.8	1.66e3	3.82e3	0.406	1.000	3.29	13.4	107.2
15	15 13C4-PFHpA	367.2 > 321.8	2.18e3	3.82e3	0.564	1.000	3.82	12.7	101.4
16	16 18O2-PFHxS	403 > 102.6	1.45e3	2.90e3	0.501	1.000	3.94	12.4	99.5
17	17 13C2-PFOA	414.9 > 369.7	5.19e3	1.67e3	3.020	1.000	4.23	12.8	102.6
18	18 13C5-PFNA	468.2 > 422.9	2.36e3	2.23e3	0.880	1.000	4.57	15.0	120.0
19	19 13C2-PFDA	514.8 > 469.7	4.73e3	2.04e3	2.292	1.000	4.86	12.6	100.9
20	20 13C8-PFOS	507.0 > 79.9	2.24e3	2.39e3	1.031	1.000	4.64	11.3	90.5
21	21 13C4-PFBA	216.9 > 171.8	3.72e3	3.72e3	1.000	1.000	1.71	12.5	100.0
22	22 13C5-PFHxA	318 > 272.9	3.82e3	3.82e3	1.000	1.000	3.29	12.5	100.0
23	23 13C3-PFHxS	401.9 > 79.9	2.90e3	2.90e3	1.000	1.000	3.94	12.5	100.0
24	24 13C8-PFOA	421.3 > 376	1.67e3	1.67e3	1.000	1.000	4.23	12.5	100.0
25	25 13C9-PFNA	472.2 > 426.9	2.23e3	2.23e3	1.000	1.000	4.57	12.5	100.0
26	26 13C4-PFOS	503.0 > 79.9	2.39e3	2.39e3	1.000	1.000	4.64	12.5	100.0
27	27 13C6-PFDA	519.10 > 47...	2.04e3	2.04e3	1.000	1.000	4.86	12.5	100.0

Handwritten notes on the right side of the table:
 - A vertical line with arrows at both ends spans from row 1 to row 10, with "75-125" written above it.
 - Another vertical line with arrows spans from row 11 to row 20, with "60-150" written above it.
 - A third vertical line with arrows spans from row 21 to row 27, with "50-150" and "60-150" written next to it.

Handwritten signature and date:
 DM
 7/3/17

(*) Actual concentration less than 10 ng/L in SSS. DM 7/3/17
 DM
 H.L.H

Dataset: U:\G1.PRO\Results\2017\170630G4\170638G4_11.qld

Last Altered: Monday, July 03, 2017 8:32:25 AM Pacific Daylight Time

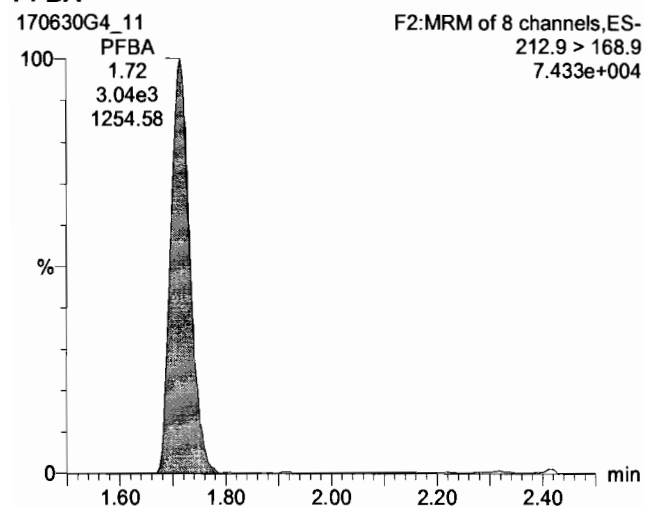
Printed: Monday, July 03, 2017 8:32:46 AM Pacific Daylight Time

Method: U:\G1.pro\MethDB\PFAS_14or16_2trans_0630.mdb 30 Jun 2017 17:00:08

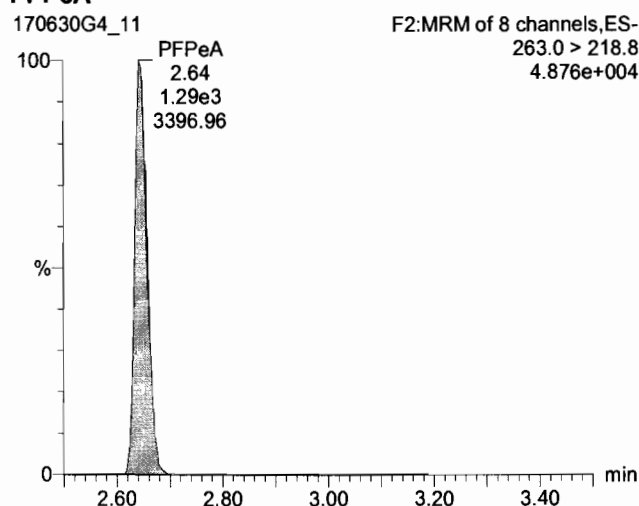
Calibration: U:\G1.pro\CurveDB\C18_VAL-PFC_Q1_6-30-17_L16_2Trans.cdb 30 Jun 2017 17:15:07

Name: 170630G4_11, Date: 30-Jun-2017, Time: 14:58:51, ID: SS170630G4-1 PFC SSS 17F3021, Description: PFC SSS 17F3021

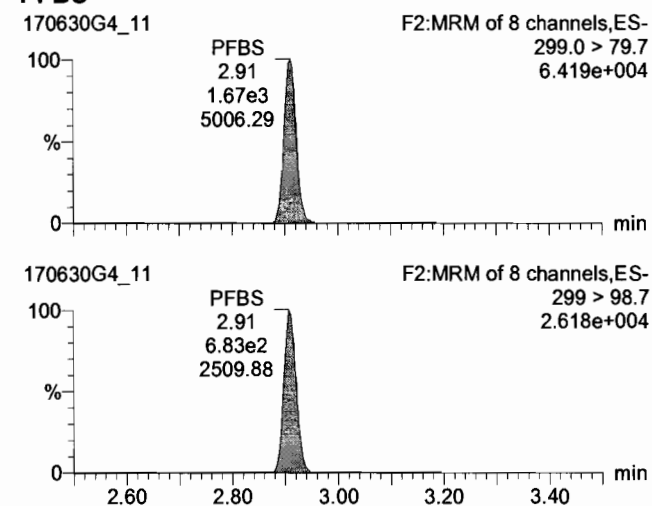
PFBA



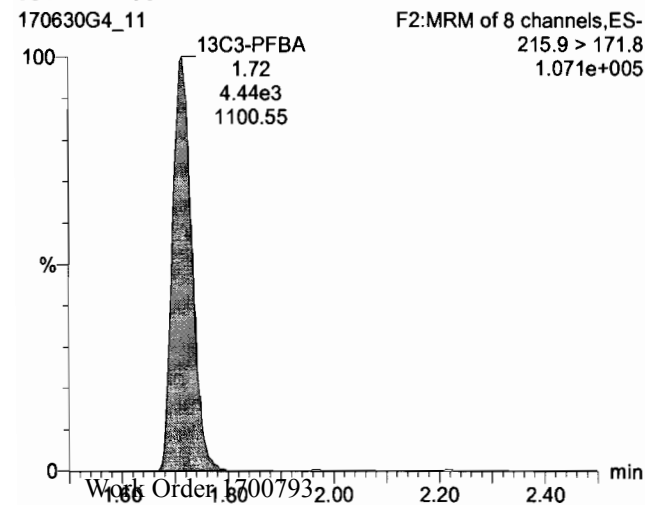
PFPeA



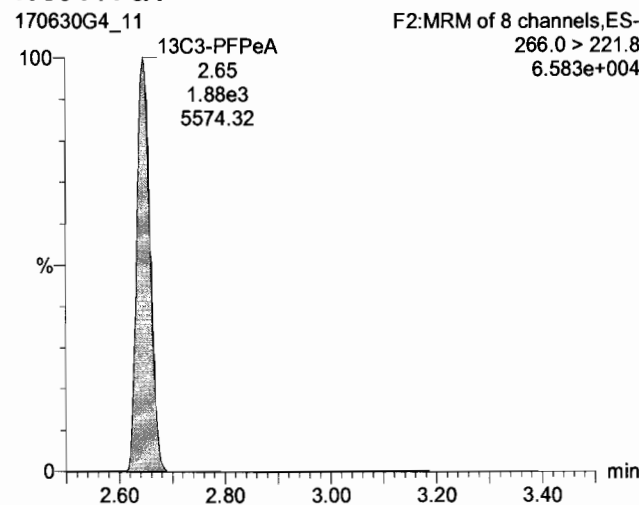
PFBS



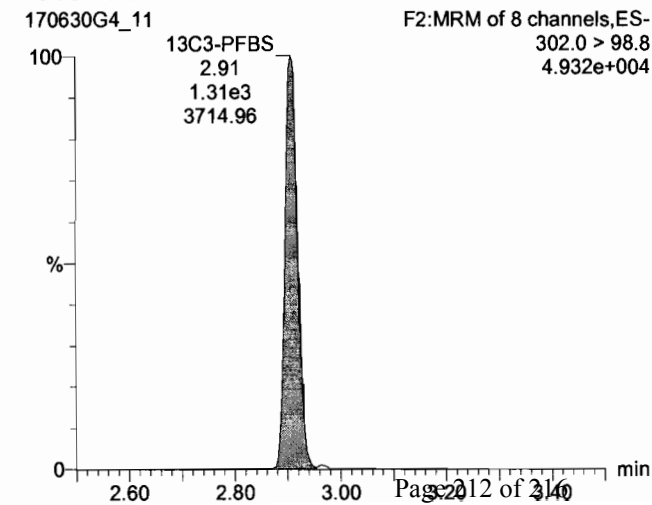
13C3-PFBA



13C3-PFPeA



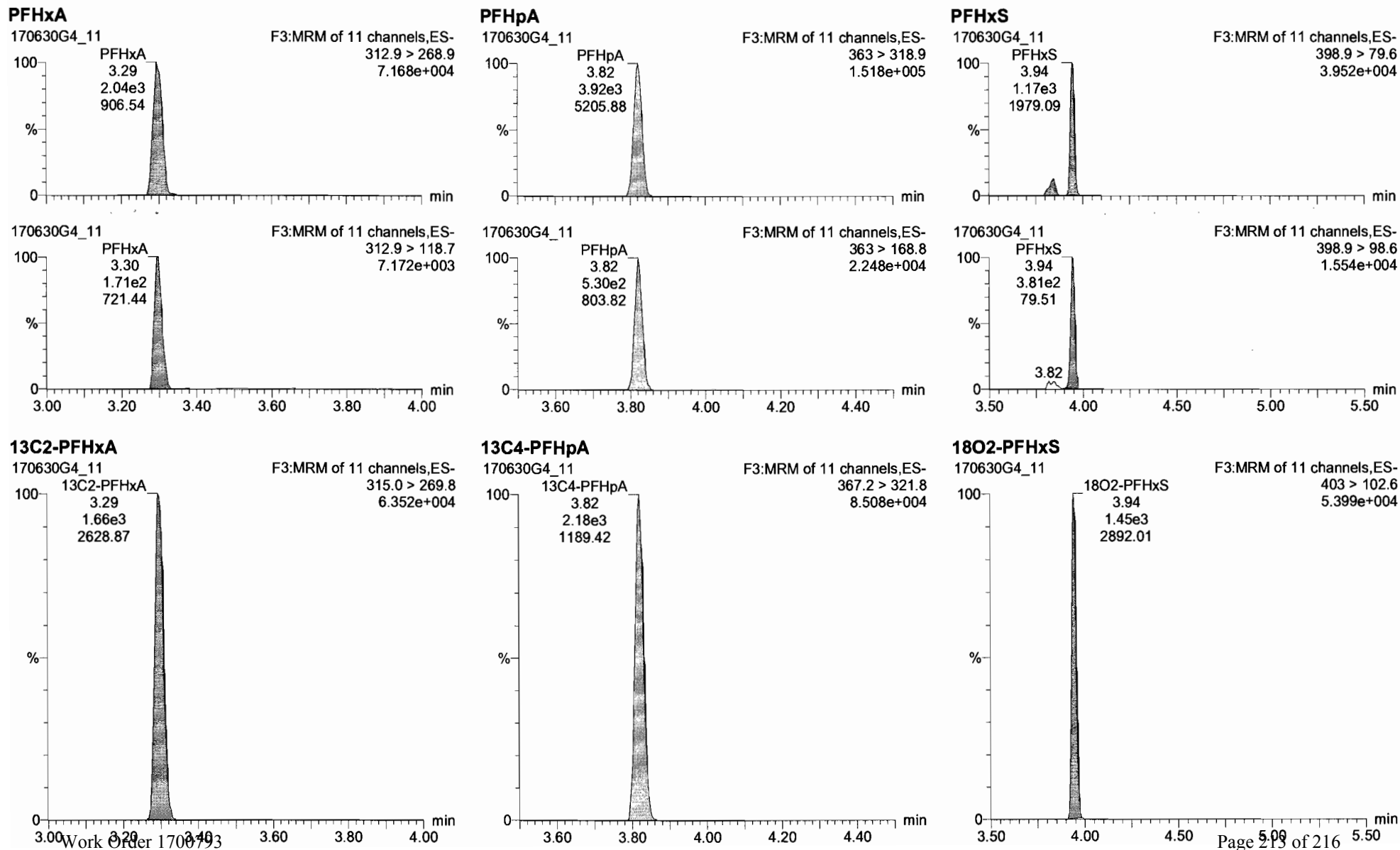
13C3-PFBS



Dataset: U:\G1.PRO\Results\2017\170630G4\170638G4_11.qld

Last Altered: Monday, July 03, 2017 8:32:25 AM Pacific Daylight Time
Printed: Monday, July 03, 2017 8:32:46 AM Pacific Daylight Time

Name: 170630G4_11, Date: 30-Jun-2017, Time: 14:58:51, ID: SS170630G4-1 PFC SSS 17F3021, Description: PFC SSS 17F3021

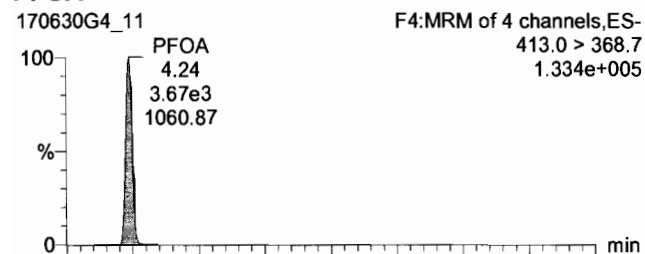


Dataset: U:\G1.PRO\Results\2017\170630G4\170638G4_11.qld

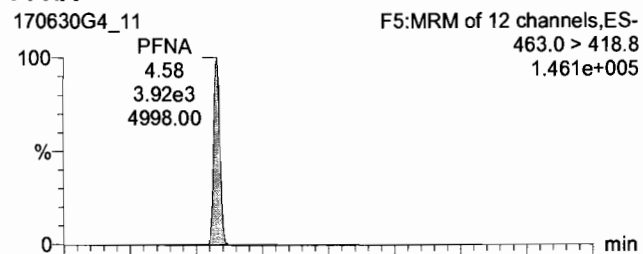
Last Altered: Monday, July 03, 2017 8:32:25 AM Pacific Daylight Time
Printed: Monday, July 03, 2017 8:32:46 AM Pacific Daylight Time

Name: 170630G4_11, Date: 30-Jun-2017, Time: 14:58:51, ID: SS170630G4-1 PFC SSS 17F3021, Description: PFC SSS 17F3021

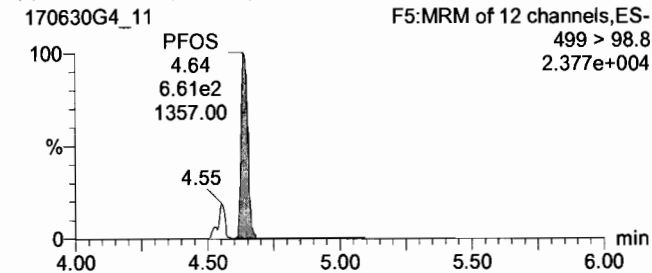
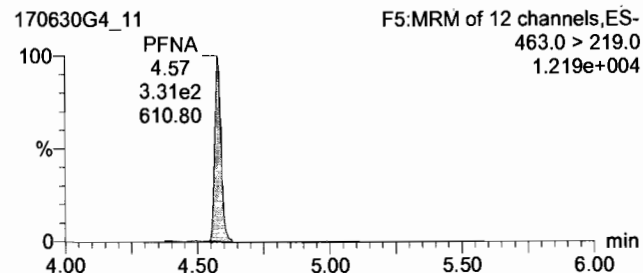

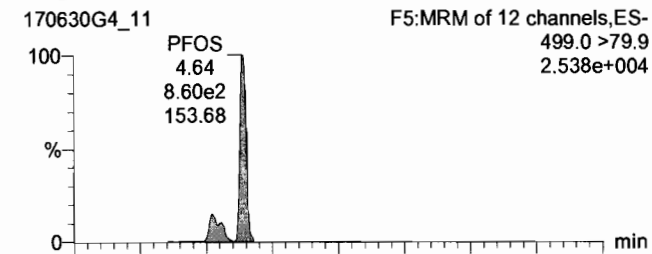
PFOA



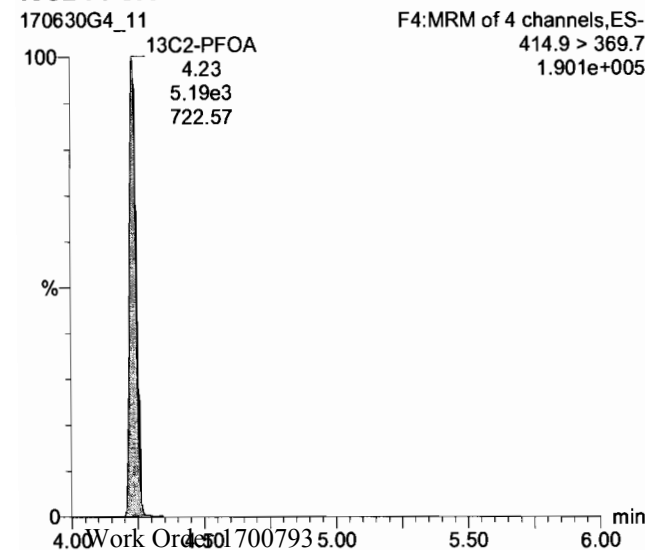
PFNA



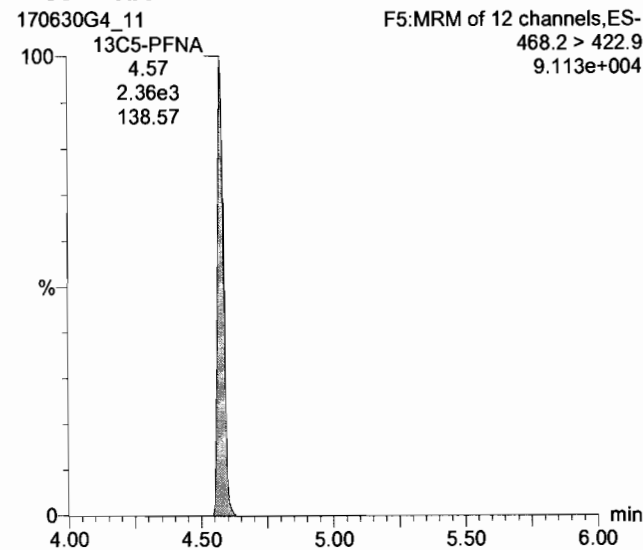
PFOS



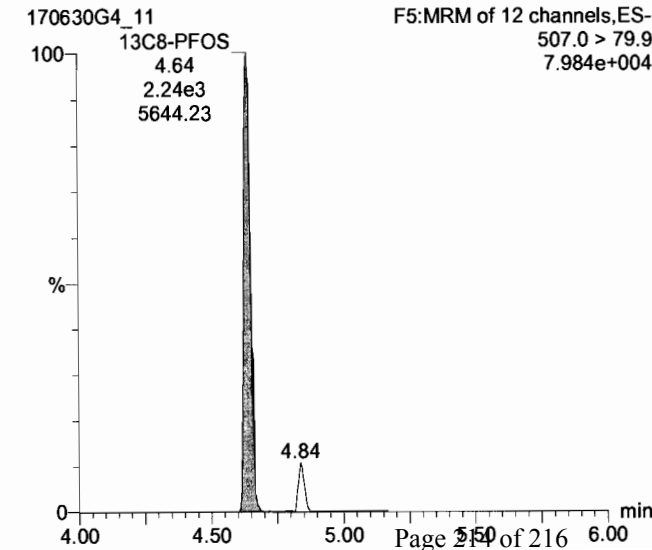
13C2-PFOA



13C5-PFNA



13C8-PFOS



Dataset: U:\G1.PRO\Results\2017\170630G4\170638G4_11.qld

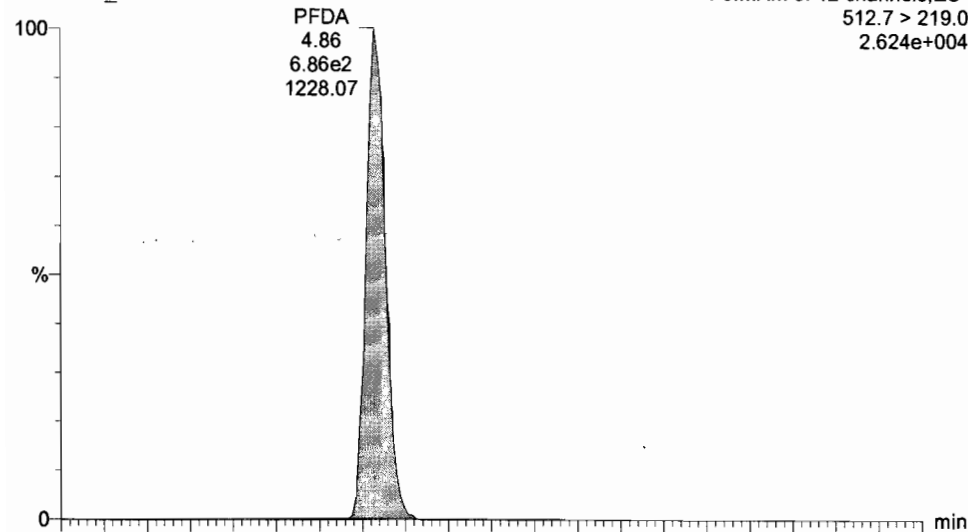
Last Altered: Monday, July 03, 2017 8:32:25 AM Pacific Daylight Time
Printed: Monday, July 03, 2017 8:32:46 AM Pacific Daylight Time

Name: 170630G4_11, Date: 30-Jun-2017, Time: 14:58:51, ID: SS170630G4-1 PFC SSS 17F3021, Description: PFC SSS 17F3021

PFDA

170630G4_11

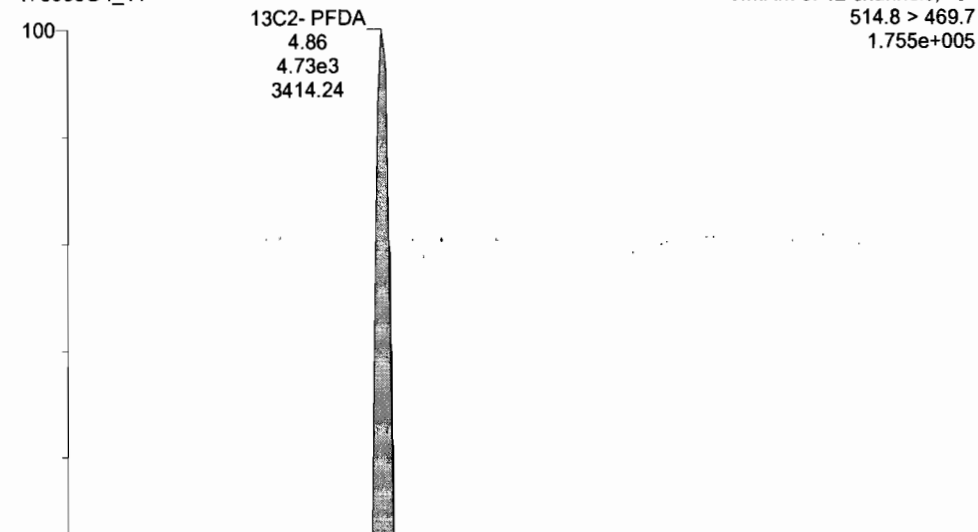
F5:MRM of 12 channels,ES-
512.7 > 219.0
2.624e+004



13C2- PFDA

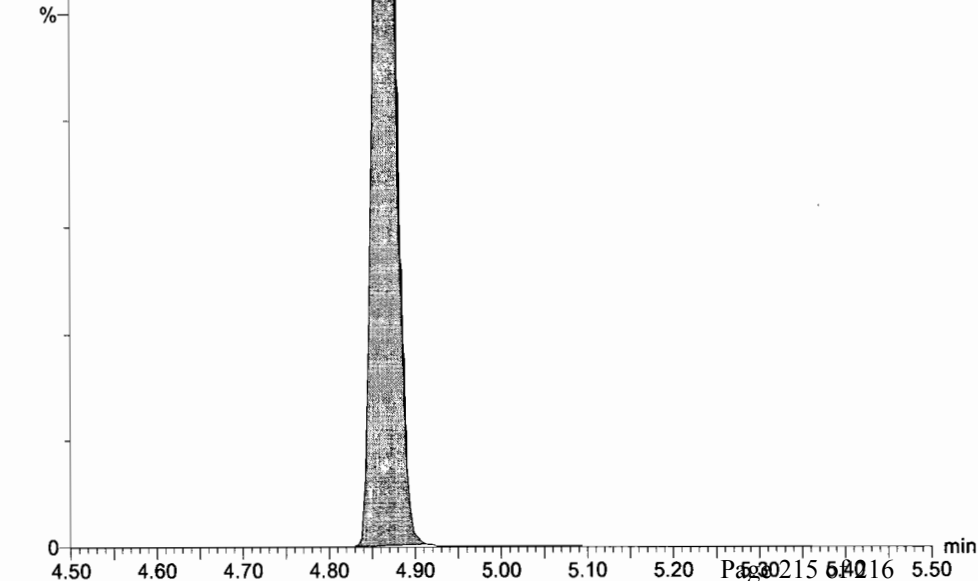
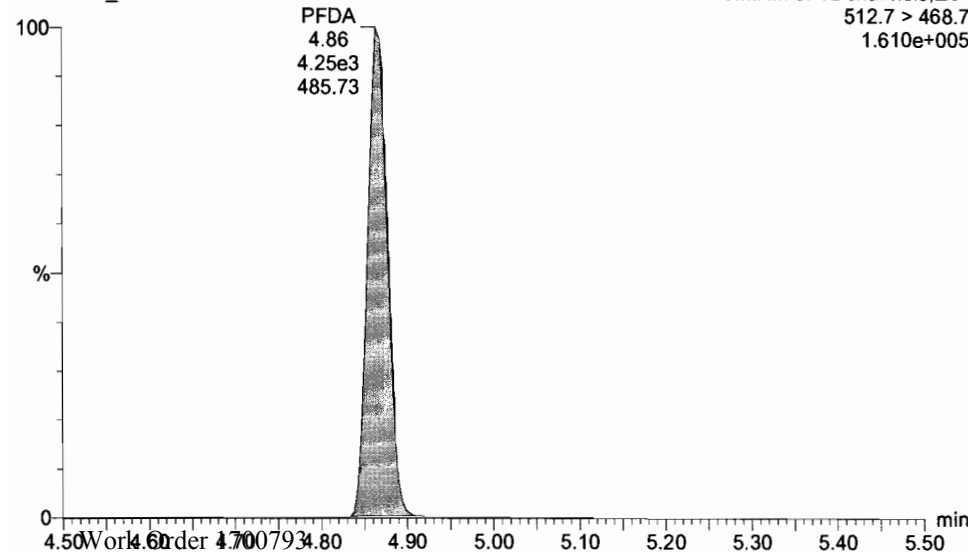
170630G4_11

F5:MRM of 12 channels,ES-
514.8 > 469.7
1.755e+005



170630G4_11

F5:MRM of 12 channels,ES-
512.7 > 468.7
1.610e+005



Dataset: U:\G1.PRO\Results\2017\170630G4\170638G4_11.qld

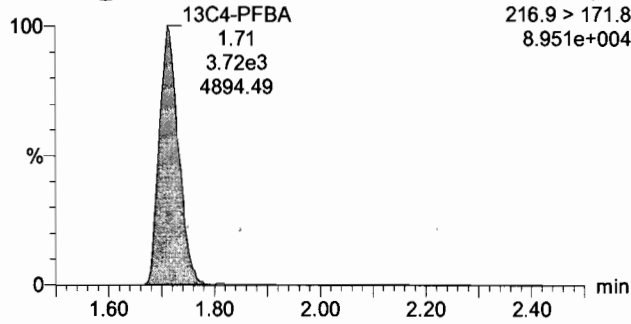
Last Altered: Monday, July 03, 2017 8:32:25 AM Pacific Daylight Time
Printed: Monday, July 03, 2017 8:32:46 AM Pacific Daylight Time

Name: 170630G4_11, Date: 30-Jun-2017, Time: 14:58:51, ID: SS170630G4-1 PFC SSS 17F3021, Description: PFC SSS 17F3021

13C4-PFBA

170630G4_11

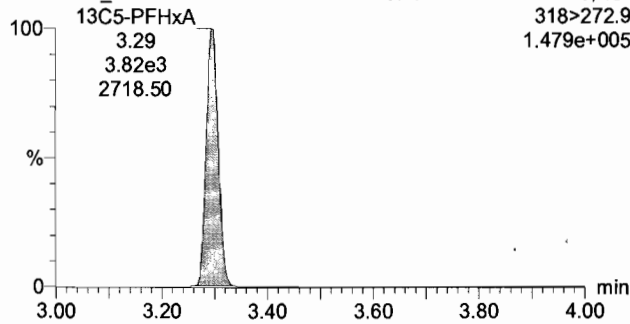
F2:MRM of 8 channels,ES-
216.9 > 171.8
8.951e+004



13C5-PFHxA

170630G4_11

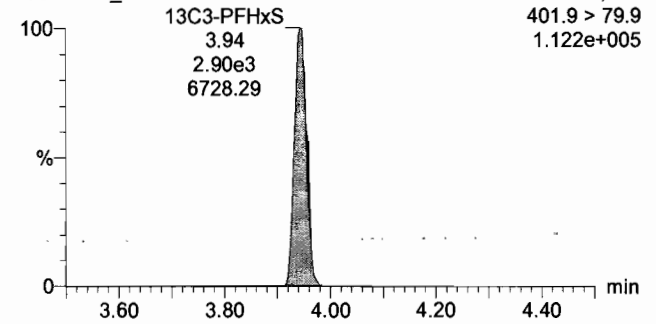
F3:MRM of 11 channels,ES-
318 > 272.9
1.479e+005



13C3-PFHxS

170630G4_11

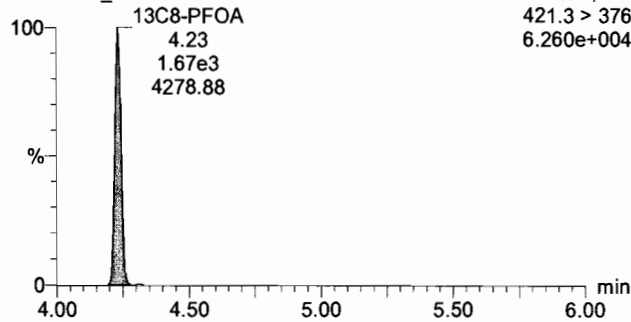
F3:MRM of 11 channels,ES-
401.9 > 79.9
1.122e+005



13C8-PFOA

170630G4_11

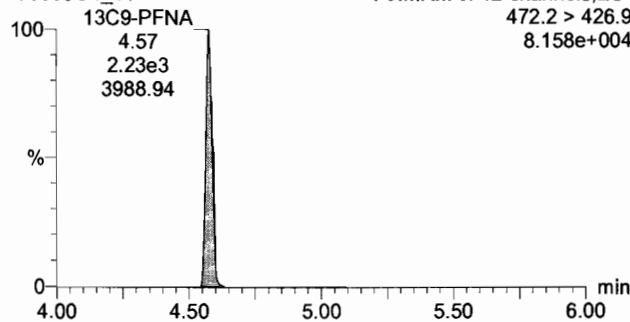
F4:MRM of 4 channels,ES-
421.3 > 376
6.260e+004



13C9-PFNA

170630G4_11

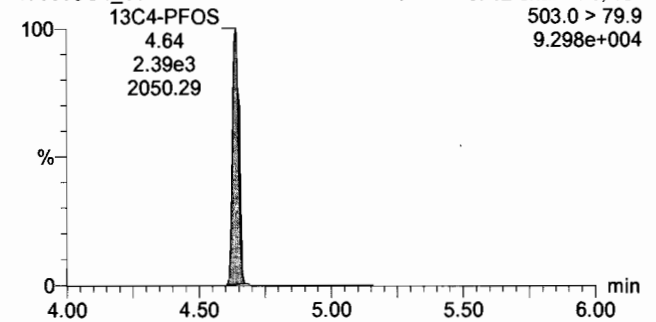
F5:MRM of 12 channels,ES-
472.2 > 426.9
8.158e+004



13C4-PFOS

170630G4_11

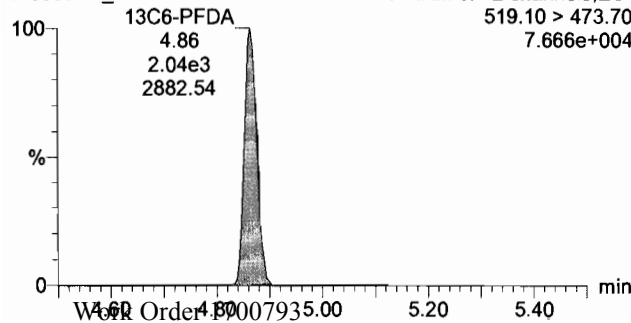
F5:MRM of 12 channels,ES-
503.0 > 79.9
9.298e+004



13C6-PFDA

170630G4_11

F5:MRM of 12 channels,ES-
519.10 > 473.70
7.666e+004



Data Validation Summary

Site 34
NAS Patuxent River
St. Mary's County, Maryland

TO: Juan Acaron/GNV
FROM: John J. Heyman/QDP

DATE: 25SEP17

Introduction

The following data validation report discusses the data validation process and findings for Vista Analytical Laboratory for SDGs with a dates 7/21/2017 and 7/22/17.

Analytical for Sample Delivery Group (SDGs)

SDGs
1700793
1700809

Samples were analyzed using the following analytical methods:

Methods

Modified EPA Method 537

The samples included in this SDG are listed in the table below.

FLDSAMPID	FLDSAMPID	FLDSAMPID	FLDSAMPID
PX-S34-GW-08S-0617	PX-S34-EB01-062817-GW	PX-S34-GW-11-0617	PX-S34-GW-14-0617
PX-S34-GW-08D-0617	PX-S34-GW-06-0617	PX-S34-GW-03-0617	PX-S34-GW-15-0617
PX-S34-GW-09-0617	PX-S34-GW-06P-0617	PX-S34-GW-02-0617	
PX-S34-GW-01-0617	PX-S34-GW-10-0617		

Data Evaluation

Data was evaluated in accordance the QA/QC criteria required by the following criteria, as applicable: appropriate Modified EPA Method 537, or Standard methodology, the laboratory SOPs, and professional judgment. Method and SOP requirements are summarized in a project UFP-SAP, which will be available to the data validator upon request. Should data qualification be necessary, the validator will use the qualifiers that are presented in the EPA National Functional Guidelines.

- Data Completeness
- Technical Holding Times
- Instrument Tuning
- Initial/Continuing Calibrations
- Blanks
- Internal Standards
- Laboratory Control Samples
- Matrix Spike Recoveries

- Surrogate Recoveries
- Field Duplicates
- Identification/Quantitation
- Reporting Limits

Overall Evaluation of Data/Potential Usability Issues

Specific details regarding qualification of the data are addressed in the sections below. If an issue is not addressed there were no actions required based on unmet quality criteria. When more than one qualifier is associated with a compound/analyte, the validator has chosen the qualifier that best indicates possible bias in the results and qualified these data accordingly.

Technical Holding Times

All holding times met. **Affected data are summarized in Attachment 1.**

Blanks

All criteria were met. Affected data are summarized in **Attachment 1.**

Laboratory Control Spike/Laboratory Control Spike Duplicate/Matrix Spike/Spike Duplicate

All criteria were met. Affected data are summarized in **Attachment 1.**

Calibration

All criteria were met. Affected data are summarized in **Attachment 1.**

QDP reproduced a representative set of the available data. Reproduction of the calibration curve and final data from raw instrument response. The Modified EPA Method 537 is represented in the following pages. Data is summarized in **Attachment 3.**

Sample Duplicate

All sample duplicates met criteria. Duplicate summary in **Attachment 2.** Affected data are summarized in **Attachment 1.**

Data Completeness

The SDGs were received complete and intact.

Conclusion

These data can be used in the project decision-making process as qualified by the data quality evaluation process.

Please do not hesitate to contact us about this validation report.

John J. Heyman

John J. Heyman
Data Assessor
813-610-5751
QDP, Quantum Data Processing
2608 S. 86th Street, Suite D
Tampa, FL 33619

Qualification Flags

Exclude	More appropriate data exist for this analyte.
R	Data were rejected for use.
UJ	Analyte not detected, estimated quantitation
U	Analyte not detected.
B	Not detected substantially above the level reported in laboratory or field blanks.
J-	Analyte present, estimated value potentially biased low.
J+	Analyte present, estimated value potentially biased high.
N	Analyte identification presumptive; no second column analysis performed or GC/MS tentative identification.
J	Analyte present, estimated value.
NJ	Analysis indicates the presence of an analyte that was "tentatively identified" and the associated value represents its approximate concentration.
None	Placeholder for calculating quality control issues that do not require flagging.
=	Analyte was detected at a concentration greater than the quantitation limit.

Qualifier Code Reference

Value	Description
%SOL	High Moisture content
2C	Second Column – Poor Dual Column Reproducibility
2S	Second Source – Bad reproducibility between tandem detectors
BD	Blank Spike/Blank Spike Duplicate(LCS/LCSD) Precision
BRL	Below Reporting Limit
BSH	Blank Spike/LCS – High Recovery
BSL	Blank Spike/LCS – Low Recovery
CC	Continuing Calibration
CCH	Continuing Calibration Verification – High Recovery
CCL	Continuing Calibration Verification – Low Recovery
DL	Redundant Result – due to Dilution
EBL	Equipment Blank Contamination
EMPC	Estimated Possible Maximum Concentration
ESH	Extraction Standard - High Recovery
ESL	Extraction Standard - Low Recovery
FBL	Field Blank Contamination
FD	Field Duplicate
HT	Holding Time
ICB	Initial Calibration – Bad Linearity or Curve Function
ICH	Initial Calibration – High Relative Response Factors
ICL	Initial Calibration – Low Relative Response Factors
ISH	Internal Standard – High Recovery
ISL	Internal Standard – Low Recovery
LD	Lab Duplicate Reproducibility
LR	Concentration Exceeds Linear Range
MBL	Method Blank Contamination
MDP	Matrix Spike/Matrix Spike Duplicate Precision
MI	Matrix interference obscuring the raw data
MSH	Matrix Spike and/or Matrix Spike Duplicate – High Recovery
MSL	Matrix Spike and/or Matrix Spike Duplicate – Low Recovery
OT	Other
PD	Pesticide Degradation

Qualifier Code Reference (cont.)

RE	Redundant Result - due to Reanalysis or Re-extraction
SD	Serial Dilution Reproducibility
SSH	Spiked Surrogate – High Recovery
SSL	Spiked Surrogate – Low Recovery
TBL	Trip Blank Contamination
TN	Tune

Attachment 1
Summary of validator flags applied
See attached file

Attachment 2
Duplicate comparisons
See attached file

Attachment 3
Calibration verification
See attached file

LOCATION_NAME	SITE_NAME	INSTALLATION_ID	LOCATION_TYPE	LOCATION_TYPE_DESC	SDG	COORD_X	COORD_Y	ANALYTICAL_METHOD_GRP_DESC	SAMPLE_NAME	SAMPLE_MATRIX	SAMPLE_MATRIX_DESC	COLLECT_DATE
PX-S34-MW-08S	SITE 00034	PATUXENT_RIVER_NAS	WLM	Monitoring well	1700793	1476461.99	215874.8	Perfluoroalkyl Compounds	PX-S34-GW-08S-0617	WG	Ground water	27-Jun-17
PX-S34-MW-08D	SITE 00034	PATUXENT_RIVER_NAS	WLM	Monitoring well	1700793	1476465.95	215878.51	Perfluoroalkyl Compounds	PX-S34-GW-08D-0617	WG	Ground water	27-Jun-17
PX-S34-MW-02	SITE 00034	PATUXENT_RIVER_NAS	WLM	Monitoring well	1700793	1476172	215603	Perfluoroalkyl Compounds	PX-S34-GW-02-0617	WG	Ground water	28-Jun-17
PX-S34-MW-06	SITE 00034	PATUXENT_RIVER_NAS	WLM	Monitoring well	1700793	1476143	216044	Perfluoroalkyl Compounds	PX-S34-GW-06P-0617	WG	Ground water	28-Jun-17
PX-S34-MW-02	SITE 00034	PATUXENT_RIVER_NAS	WLM	Monitoring well	1700793	1476172	215603	Perfluoroalkyl Compounds	PX-S34-GW-02-0617	WG	Ground water	28-Jun-17
PX-S34-MW-01	SITE 00034	PATUXENT_RIVER_NAS	WLM	Monitoring well	1700793	1476208	215431	Perfluoroalkyl Compounds	PX-S34-GW-01-0617	WG	Ground water	28-Jun-17
PX-S34-MW-03	SITE 00034	PATUXENT_RIVER_NAS	WLM	Monitoring well	1700793	1475922.98	215368.007	Perfluoroalkyl Compounds	PX-S34-GW-03-0617	WG	Ground water	28-Jun-17
		PATUXENT_RIVER_NAS			1700793			Perfluoroalkyl Compounds	PX-S34-EB01-062817-GW	WQ	Water for QC samples	28-Jun-17
PX-S34-MW-02	SITE 00034	PATUXENT_RIVER_NAS	WLM	Monitoring well	1700793	1476172	215603	Perfluoroalkyl Compounds	PX-S34-GW-02-0617	WG	Ground water	28-Jun-17
PX-S34-MW-03	SITE 00034	PATUXENT_RIVER_NAS	WLM	Monitoring well	1700793	1475922.98	215368.007	Perfluoroalkyl Compounds	PX-S34-GW-03-0617	WG	Ground water	28-Jun-17
PX-S34-MW-11	SITE 00034	PATUXENT_RIVER_NAS	WLM	Monitoring well	1700793	1476153.42	215729.91	Perfluoroalkyl Compounds	PX-S34-GW-11-0617	WG	Ground water	28-Jun-17
PX-S34-MW-01	SITE 00034	PATUXENT_RIVER_NAS	WLM	Monitoring well	1700793	1476208	215431	Perfluoroalkyl Compounds	PX-S34-GW-01-0617	WG	Ground water	28-Jun-17
PX-S34-MW-09	SITE 00034	PATUXENT_RIVER_NAS	WLM	Monitoring well	1700793	1476359.75	216163.99	Perfluoroalkyl Compounds	PX-S34-GW-09-0617	WG	Ground water	27-Jun-17
PX-S34-MW-10	SITE 00034	PATUXENT_RIVER_NAS	WLM	Monitoring well	1700793	1476301.07	215848.09	Perfluoroalkyl Compounds	PX-S34-GW-10-0617	WG	Ground water	28-Jun-17
PX-S34-MW-11	SITE 00034	PATUXENT_RIVER_NAS	WLM	Monitoring well	1700793	1476153.42	215729.91	Perfluoroalkyl Compounds	PX-S34-GW-11-0617	WG	Ground water	28-Jun-17
PX-S34-MW-10	SITE 00034	PATUXENT_RIVER_NAS	WLM	Monitoring well	1700793	1476301.07	215848.09	Perfluoroalkyl Compounds	PX-S34-GW-10-0617	WG	Ground water	28-Jun-17
PX-S34-MW-10	SITE 00034	PATUXENT_RIVER_NAS	WLM	Monitoring well	1700793	1476301.07	215848.09	Perfluoroalkyl Compounds	PX-S34-GW-10-0617	WG	Ground water	28-Jun-17
PX-S34-MW-06	SITE 00034	PATUXENT_RIVER_NAS	WLM	Monitoring well	1700793	1476143	216044	Perfluoroalkyl Compounds	PX-S34-GW-06-0617	WG	Ground water	28-Jun-17
PX-S34-MW-08S	SITE 00034	PATUXENT_RIVER_NAS	WLM	Monitoring well	1700793	1476461.99	215874.8	Perfluoroalkyl Compounds	PX-S34-GW-08S-0617	WG	Ground water	27-Jun-17
PX-S34-MW-06	SITE 00034	PATUXENT_RIVER_NAS	WLM	Monitoring well	1700793	1476143	216044	Perfluoroalkyl Compounds	PX-S34-GW-06-0617	WG	Ground water	28-Jun-17
		PATUXENT_RIVER_NAS			1700793			Perfluoroalkyl Compounds	PX-S34-EB01-062817-GW	WQ	Water for QC samples	28-Jun-17
PX-S34-MW-08S	SITE 00034	PATUXENT_RIVER_NAS	WLM	Monitoring well	1700793	1476461.99	215874.8	Perfluoroalkyl Compounds	PX-S34-GW-08S-0617	WG	Ground water	27-Jun-17
PX-S34-MW-01	SITE 00034	PATUXENT_RIVER_NAS	WLM	Monitoring well	1700793	1476208	215431	Perfluoroalkyl Compounds	PX-S34-GW-01-0617	WG	Ground water	28-Jun-17
PX-S34-MW-11	SITE 00034	PATUXENT_RIVER_NAS	WLM	Monitoring well	1700793	1476153.42	215729.91	Perfluoroalkyl Compounds	PX-S34-GW-11-0617	WG	Ground water	28-Jun-17
PX-S34-MW-08D	SITE 00034	PATUXENT_RIVER_NAS	WLM	Monitoring well	1700793	1476465.95	215878.51	Perfluoroalkyl Compounds	PX-S34-GW-08D-0617	WG	Ground water	27-Jun-17
PX-S34-MW-06	SITE 00034	PATUXENT_RIVER_NAS	WLM	Monitoring well	1700793	1476143	216044	Perfluoroalkyl Compounds	PX-S34-GW-06P-0617	WG	Ground water	28-Jun-17
PX-S34-MW-08D	SITE 00034	PATUXENT_RIVER_NAS	WLM	Monitoring well	1700793	1476465.95	215878.51	Perfluoroalkyl Compounds	PX-S34-GW-08D-0617	WG	Ground water	27-Jun-17
PX-S34-MW-06	SITE 00034	PATUXENT_RIVER_NAS	WLM	Monitoring well	1700793	1476143	216044	Perfluoroalkyl Compounds	PX-S34-GW-06-0617	WG	Ground water	28-Jun-17

LOCATION_NAME	SITE_NAME	INSTALLATION_ID	LOCATION_TYPE	LOCATION_TYPE_DESC	SDG	COORD_X	COORD_Y	ANALYTICAL_METHOD_GRP_DESC	SAMPLE_NAME	SAMPLE_MATRIX	SAMPLE_MATRIX_DESC	COLLECT_DATE
		PATUXENT_RIVER_NAS			1700793			Perfluoroalkyl Compounds	PX-S34-EB01-062817-GW	WQ	Water for QC samples	28-Jun-17
PX-S34-MW-09	SITE 00034	PATUXENT_RIVER_NAS	WLM	Monitoring well	1700793	1476359.75	216163.99	Perfluoroalkyl Compounds	PX-S34-GW-09-0617	WG	Ground water	27-Jun-17
PX-S34-MW-09	SITE 00034	PATUXENT_RIVER_NAS	WLM	Monitoring well	1700793	1476359.75	216163.99	Perfluoroalkyl Compounds	PX-S34-GW-09-0617	WG	Ground water	27-Jun-17
PX-S34-MW-06	SITE 00034	PATUXENT_RIVER_NAS	WLM	Monitoring well	1700793	1476143	216044	Perfluoroalkyl Compounds	PX-S34-GW-06P-0617	WG	Ground water	28-Jun-17
PX-S34-MW-03	SITE 00034	PATUXENT_RIVER_NAS	WLM	Monitoring well	1700793	1475922.98	215368.007	Perfluoroalkyl Compounds	PX-S34-GW-03-0617	WG	Ground water	28-Jun-17