



**Groundwater Sample Results,
Level 2 Laboratory Report, Level 4 Laboratory Report,
Electronic Data Deliverable, Data Validation Report,
and the Sample Location Report, SDG 1700809**

*Naval Air Station Patuxent River
St. Mary's County, Maryland*

July 2019

July 22, 2017

Vista Work Order No. 1700809

Mr. Juan Acaron
CH2M Hill
3011 SW Williston Rd.
Gainesville, FL 32608

Dear Mr. Acaron,

Enclosed are the results for the sample set received at Vista Analytical Laboratory on June 30, 2017. This sample set was analyzed on a standard turn-around time, under your Project Name 'Pax Site 34 CTO-JU01'.

Vista Analytical Laboratory is committed to serving you effectively. If you require additional information, please contact me at 916-673-1520 or by email at mmaier@vista-analytical.com.

Thank you for choosing Vista as part of your analytical support team.

Sincerely,



Martha Maier
Laboratory Director



Vista Analytical Laboratory certifies that the report herein meets all the requirements set forth by NELAP for those applicable test methods. Results relate only to the samples as received by the laboratory. This report should not be reproduced except in full without the written approval of Vista.

Vista Work Order No. 1700809

Case Narrative

Sample Condition on Receipt:

Two groundwater samples were received in good condition and within the method temperature requirements. The samples were received and stored securely in accordance with Vista standard operating procedures and EPA methodology.

Modified EPA Method 537

The samples contained particulate and were centrifuged prior to extraction.

The samples were extracted and analyzed for PFBS, PFOA and PFOS using Modified EPA Method 537.

Holding Times

The samples were extracted and analyzed within the method hold times.

Quality Control

The Initial Calibration and Continuing Calibration Verifications met the method acceptance criteria.

A Method Blank and Ongoing Precision and Recovery (OPR) sample were extracted and analyzed with the preparation batch. No analytes were detected in the Method Blank above 1/2 the LOQ. The OPR recoveries were within the method acceptance criteria.

The labeled standard recoveries for all QC and field samples were within the acceptance criteria.

TABLE OF CONTENTS

Case Narrative.....	1
Table of Contents.....	3
Sample Inventory.....	4
Analytical Results.....	5
Qualifiers.....	10
Certifications.....	11
Sample Receipt.....	14

Sample Inventory Report

Vista Sample ID	Client Sample ID	Sampled	Received	Components/Containers
1700809-01	PX-S34-GW-14-0617	29-Jun-17 09:05	30-Jun-17 09:54	HDPE Bottle, 125 mL HDPE Bottle, 125 mL
1700809-02	PX-S34-GW-15-0617	29-Jun-17 09:15	30-Jun-17 09:54	HDPE Bottle, 125 mL HDPE Bottle, 125 mL

ANALYTICAL RESULTS

Sample ID: Method Blank						Modified EPA Method 537			
Matrix: Aqueous Sample Size: 0.125 L		QC Batch: B7G0008 Date Extracted: 05-Jul-2017 7:40		Lab Sample: B7G0008-BLK1 Date Analyzed: 06-Jul-17 20:22 Column: BEH C18					
Analyte	Conc. (ng/L)	DL	LOD	LOQ	Qualifiers	Labeled Standard	%R	LCL-UCL	Qualifiers
PFBS	ND	1.79	5.00	8.00		IS 13C3-PFBS	85.6	50 - 150	
PFOA	ND	0.651	5.00	8.00		IS 13C2-PFOA	112	50 - 150	
PFOS	ND	0.807	5.00	8.00		IS 13C8-PFOS	82.8	50 - 150	

LCL-UCL - Lower control limit - upper control limit

Results reported to DL.

When reported, PFBS, PFHxS, PFOA and PFOS include both linear and branched isomers.

Only the linear isomer is reported for all other analytes.

Sample ID: OPR **Modified EPA Method 537**

Matrix: Aqueous Sample Size: 0.125 L	QC Batch: B7G0008 Date Extracted: 05-Jul-2017 7:40	Lab Sample: B7G0008-BS1 Date Analyzed: 06-Jul-17 19:56 Column: BEH C18					
Analyte	Amt Found (ng/L)	Spike Amt	%R	Limits	Labeled Standard	%R	LCL-UCL
PFBS	91.1	80.0	114	70 - 130	IS 13C3-PFBS	97.8	50 - 150
PFOA	87.6	80.0	109	70 - 130	IS 13C2-PFOA	100	50 - 150
PFOS	70.7	80.0	88.4	70 - 130	IS 13C8-PFOS	82.0	50 - 150

LCL-UCL - Lower control limit - upper control limit

Sample ID: PX-S34-GW-14-0617

Modified EPA Method 537

Client Data			Sample Data			Laboratory Data				
Name:	CH2M Hill		Matrix:	Groundwater		Lab Sample:	1700809-01	Date Received:	30-Jun-2017 9:54	
Project:	Pax Site 34 CTO-JU01		Sample Size:	0.120 L		QC Batch:	B7G0008	Date Extracted:	05-Jul-2017 7:40	
Date Collected:	29-Jun-2017 9:05					Date Analyzed:	06-Jul-17 23:30	Column:	BEH C18	
Location:	PX-S34-MW-14						19-Jul-17 20:35	Column:	BEH C18	

Analyte	Conc. (ng/L)	DL	LOD	LOQ	Qualifiers	Labeled Standard	%R	LCL-UCL	Qualifiers
PFBS	20.1	1.87	5.21	8.36		IS 13C3-PFBS	89.8	50 - 150	
PFOA	1100	3.40	26.0	41.8	D	IS 13C2-PFOA	85.9	50 - 150	D
PFOS	37.8	0.844	5.21	8.36		IS 13C8-PFOS	78.5	50 - 150	

LCL-UCL - Lower control limit - upper control limit

Results reported to DL.

When reported, PFBS, PFHxS, PFOA and PFOS include both linear and branched isomers.

Only the linear isomer is reported for all other analytes.

Sample ID: PX-S34-GW-15-0617

Modified EPA Method 537

Client Data			Sample Data			Laboratory Data				
Name:	CH2M Hill		Matrix:	Groundwater		Lab Sample:	1700809-02	Date Received:	30-Jun-2017 9:54	
Project:	Pax Site 34 CTO-JU01		Sample Size:	0.120 L		QC Batch:	B7G0008	Date Extracted:	05-Jul-2017 7:40	
Date Collected:	29-Jun-2017 9:15					Date Analyzed:	06-Jul-17 23:42		Column: BEH C18	
Location:	PX-S34-MW-15									

Analyte	Conc. (ng/L)	DL	LOD	LOQ	Qualifiers	Labeled Standard	%R	LCL-UCL	Qualifiers
PFBS	15.1	1.87	5.21	8.36		IS 13C3-PFBS	92.3	50 - 150	
PFOA	664	0.680	5.21	8.36		IS 13C2-PFOA	103	50 - 150	
PFOS	32.8	0.843	5.21	8.36		IS 13C8-PFOS	94.2	50 - 150	

LCL-UCL - Lower control limit - upper control limit

Results reported to DL.

When reported, PFBS, PFHxS, PFOA and PFOS include both linear and branched isomers.

Only the linear isomer is reported for all other analytes.

DATA QUALIFIERS & ABBREVIATIONS

B	This compound was also detected in the method blank.
D	Dilution
E	The associated compound concentration exceeded the calibration range of the instrument.
H	Recovery and/or RPD was outside laboratory acceptance limits.
I	Chemical Interference
J	The amount detected is below the Reporting Limit/LOQ.
M	Estimated Maximum Possible Concentration. (CA Region 2 projects only)
*	See Cover Letter
Conc.	Concentration
NA	Not applicable
ND	Not Detected
TEQ	Toxic Equivalency

Unless otherwise noted, solid sample results are reported in dry weight. Tissue samples are reported in wet weight.

CERTIFICATIONS

Accrediting Authority	Certificate Number
Arkansas Department of Environmental Quality	17-015-0
California Department of Health – ELAP	2892
DoD ELAP - A2LA Accredited - ISO/IEC 17025:2005	3091.01
Florida Department of Health	E87777-18
Hawaii Department of Health	N/A
Louisiana Department of Environmental Quality	01977
Maine Department of Health	2016026
Minnesota Department of Health	1175673
Nevada Division of Environmental Protection	CA004132017-1
New Hampshire Environmental Accreditation Program	207716
New Jersey Department of Environmental Protection	CA003
New York Department of Health	11411
Oregon Laboratory Accreditation Program	4042-008
Pennsylvania Department of Environmental Protection	013
Texas Commission on Environmental Quality	T104704189-17-8
Virginia Department of General Services	8621
Washington Department of Ecology	C584
Wisconsin Department of Natural Resources	998036160

Current certificates and lists of licensed parameters are located in the Quality Assurance office and are available upon request.

NELAP Accredited Test Methods

MATRIX: Air	
Description of Test	Method
Determination of Polychlorinated p-Dioxins & Polychlorinated Dibenzofurans	EPA 23

MATRIX: Biological Tissue	
Description of Test	Method
Tetra- through Octa-Chlorinated Dioxins and Furans by Isotope Dilution GC/HRMS	EPA 1613B
Brominated Diphenyl Ethers by HRGC/HRMS	EPA 1614A
Chlorinated Biphenyl Congeners in Water, Soil, Sediment, and Tissue by GC/HRMS	EPA 1668A/C
Pesticides in Water, Soil, Sediment, Biosolids, and Tissue by HRGC/HRMS	EPA 1699
Perfluorinated Alkyl Acids in Drinking Water by SPE and LC/MS/MS	EPA 537
Polychlorinated Dibenzo-p-Dioxins and Polychlorinated Dibenzofurans by GC/HRMS	EPA 8280A/B
Polychlorinated Dibenzodioxins (PCDDs) and Polychlorinated Dibenzofurans (PCDFs) by GC/HRMS	EPA 8290/8290A

MATRIX: Drinking Water	
Description of Test	Method
2,3,7,8-Tetrachlorodibenzo- p-dioxin (2,3,7,8-TCDD) GC/HRMS	EPA 1613
Perfluorinated Alkyl Acids in Drinking Water by SPE and LC/MS/MS	EPA 537

MATRIX: Non-Potable Water	
Description of Test	Method
Tetra- through Octa-Chlorinated Dioxins and Furans by Isotope Dilution GC/HRMS	EPA 1613B
Brominated Diphenyl Ethers by HRGC/HRMS	EPA 1614A
Chlorinated Biphenyl Congeners in Water, Soil, Sediment, and Tissue by GC/HRMS	EPA 1668A/C
Pesticides in Water, Soil, Sediment, Biosolids, and Tissue by HRGC/HRMS	EPA 1699
Perfluorinated Alkyl Acids in Drinking Water by SPE and LC/MS/MS	EPA 537
Dioxin by GC/HRMS	EPA 613
Polychlorinated Dibenzo-p-Dioxins and Polychlorinated Dibenzofurans by GC/HRMS	EPA 8280A/B
Polychlorinated Dibenzodioxins (PCDDs) and Polychlorinated Dibenzofurans (PCDFs) by GC/HRMS	EPA 8290/8290A

MATRIX: Solids	
Description of Test	Method
Tetra-Octa Chlorinated Dioxins and Furans by Isotope Dilution GC/HRMS	EPA 1613
Tetra- through Octa-Chlorinated Dioxins and Furans by Isotope	EPA 1613B

Dilution GC/HRMS	
Brominated Diphenyl Ethers by HRGC/HRMS	EPA 1614A
Chlorinated Biphenyl Congeners in Water, Soil, Sediment, and Tissue by GC/HRMS	EPA 1668A/C
Perfluorinated Alkyl Acids in Drinking Water by SPE and LC/MS/MS	EPA 537
Polychlorinated Dibenzo-p-Dioxins and Polychlorinated Dibenzofurans by GC/HRMS	EPA 8280A/B
Polychlorinated Dibenzodioxins (PCDDs) and Polychlorinated Dibenzofurans (PCDFs) by GC/HRMS	EPA 8290/8290A

CHAIN OF CUSTODY

For Laboratory Use Only
 Laboratory Project ID: 1700809 Temp: -0.7 °C
 Storage ID: WR-2 Storage Secured: Yes No

Project ID: Pax Site 34 CTO-JUD1 PO#: _____ Sampler: Lisa Carter/Quinn Phillips (name)

TAT Standard: 21 days
 (check one): Rush (surcharge may apply)
 14 days 7 days Specify: _____

Invoice to: Name Juan Acaron Company CH2M Address 3011 SW Williston Road City Gainsville State FL Ph# 352-384-7002 Fax# _____

Relinquished by (printed name and signature) Lisa Carter Date 6/29/17 Time 1200 Received by (printed name and signature) B. Benedict Date 6/30/17 Time 10:35

SHIP TO: Vista Analytical Laboratory
 1104 Windfield Way
 El Dorado Hills, CA 95762
 (916) 673-1520 * Fax (916) 673-0106
 Method of Shipment: Fed ex
 ATTN: Martha Maier Tracking No.: 7870 3540 1345

Add Analysis(es) Requested			Container(s)													Comments							
Quantity	Type	Matrix	2378-TCDD SVOCs (ATG)	EPA 1613 2378-TCDD 2378-SIM	EPA 8290	EPA 8280	EPA 1668	EPA 1614	CARB429	2378-TCDD	2378-TCDD/TCDF	PCDD/PCDF	2378-TCDD	2378-TCDD/TCDF	PCDD/PCDF		TOTALS	COPLANAR PCBs	209 CONGENERS	PBDE	PAH	WHO-29	Mod. EPA 537

Sample ID	Date	Time	Location/Sample Description	Quantity	Type	Matrix	2378-TCDD SVOCs (ATG)	EPA 1613 2378-TCDD 2378-SIM	EPA 8290	EPA 8280	EPA 1668	EPA 1614	CARB429	2378-TCDD	2378-TCDD/TCDF	PCDD/PCDF	2378-TCDD	2378-TCDD/TCDF	PCDD/PCDF	TOTALS	COPLANAR PCBs	209 CONGENERS	PBDE	PAH	WHO-29	Mod. EPA 537	Unmodified 537	Comments
PX-534-GW-14-0617	6/29/17	0905	PX-534-MW-14	2	P	GW	X																					
PX-534-GW-15-0617	6/29/17	0915	PX-534-MW-15	2	P	GW	X																					

Special Instructions/Comments: _____

SEND DOCUMENTATION AND RESULTS TO:

Name: Juan Acaron
 Company: CH2M
 Address: 3011 SW Williston Road
 City: Gainsville State: FL Zip: 32608
 Phone: 352-384-7002 Fax: _____
 Email: Juan.Acaron@cham.com

Container Types: P= HDPE, PJ= HDPE Jar Bottle Preservation Type: T = Thiosulfate, TZ = Trizma: _____ Matrix Types: AQ = Aqueous, DW = Drinking Water, EF = Effluent, PP = Pulp/Paper, SD = Sediment, SL = Sludge, SO = Soil, WW = Wastewater, B = Blood/Serum, O = Other: _____

Sample Log-in Checklist

 Vista Work Order #: 1700809 TAT SH

Samples Arrival:	Date/Time 06/30/17 0954	Initials: BSB	Location: WR-2
			Shelf/Rack: 11A
Logged In:	Date/Time 07/01/17 0838	Initials: BSB	Location: WR-2
			Shelf/Rack: E6
Delivered By:	<input checked="" type="checkbox"/> FedEx	<input type="checkbox"/> UPS	<input type="checkbox"/> On Trac
		<input type="checkbox"/> GSO	<input type="checkbox"/> DHL
		<input type="checkbox"/> Hand Delivered	<input type="checkbox"/> Other
Preservation:	<input checked="" type="checkbox"/> Ice	<input type="checkbox"/> Blue Ice	<input type="checkbox"/> Dry Ice
	<input type="checkbox"/> None		
Temp °C: 0.0 (uncorrected)	Time: 1036	Thermometer ID: DT-3	
Temp °C: -0.7 (corrected)	Probe used: Yes <input checked="" type="checkbox"/> No <input type="checkbox"/>		

		YES	NO	NA
Adequate Sample Volume Received?		✓		
Holding Time Acceptable?		✓		
Shipping Container(s) Intact?		✓		
Shipping Custody Seals Intact?		✓		
Shipping Documentation Present?		✓		
Airbill	Trk # 78 70 3540 1345	✓		
Sample Container Intact?		✓		
Sample Custody Seals Intact?				✓
Chain of Custody / Sample Documentation Present?		✓		
COC Anomaly/Sample Acceptance Form completed?			✓	✓
If Chlorinated or Drinking Water Samples, Acceptable Preservation?			✓	✓
Preservation Documented:	Na ₂ S ₂ O ₃ Trizma <input checked="" type="checkbox"/> None <u>Label</u>	Yes	No	NA
Shipping Container	Vista <input checked="" type="checkbox"/> Client Retain <input checked="" type="checkbox"/> Return			Dispose

Comments:

July 22, 2017

Vista Work Order No. 1700809

Mr. Juan Acaron
CH2M Hill
3011 SW Williston Rd.
Gainesville, FL 32608

Dear Mr. Acaron,

Enclosed are the results for the sample set received at Vista Analytical Laboratory on June 30, 2017. This sample set was analyzed on a standard turn-around time, under your Project Name 'Pax Site 34 CTO-JU01'.

Vista Analytical Laboratory is committed to serving you effectively. If you require additional information, please contact me at 916-673-1520 or by email at mmaier@vista-analytical.com.

Thank you for choosing Vista as part of your analytical support team.

Sincerely,

Martha Maier for

Martha Maier
Laboratory Director



Vista Analytical Laboratory certifies that the report herein meets all the requirements set forth by NELAP for those applicable test methods. Results relate only to the samples as received by the laboratory. This report should not be reproduced except in full without the written approval of Vista.

Vista Work Order No. 1700809

Case Narrative

Sample Condition on Receipt:

Two groundwater samples were received in good condition and within the method temperature requirements. The samples were received and stored securely in accordance with Vista standard operating procedures and EPA methodology.

Modified EPA Method 537

The samples contained particulate and were centrifuged prior to extraction.

The samples were extracted and analyzed for PFBS, PFOA and PFOS using Modified EPA Method 537.

Holding Times

The samples were extracted and analyzed within the method hold times.

Quality Control

The Initial Calibration and Continuing Calibration Verifications met the method acceptance criteria.

A Method Blank and Ongoing Precision and Recovery (OPR) sample were extracted and analyzed with the preparation batch. No analytes were detected in the Method Blank above 1/2 the LOQ. The OPR recoveries were within the method acceptance criteria.

The labeled standard recoveries for all QC and field samples were within the acceptance criteria.

TABLE OF CONTENTS

Case Narrative.....	1
Table of Contents.....	3
Sample Inventory.....	4
Analytical Results.....	5
Qualifiers.....	10
Certifications.....	11
Sample Receipt.....	14
Extraction Information.....	16
Sample Data - Modified EPA Method 537.....	21
Continuing Calibration.....	48
Initial Calibration.....	89

Sample Inventory Report

Vista Sample ID	Client Sample ID	Sampled	Received	Components/Containers
1700809-01	PX-S34-GW-14-0617	29-Jun-17 09:05	30-Jun-17 09:54	HDPE Bottle, 125 mL HDPE Bottle, 125 mL
1700809-02	PX-S34-GW-15-0617	29-Jun-17 09:15	30-Jun-17 09:54	HDPE Bottle, 125 mL HDPE Bottle, 125 mL

ANALYTICAL RESULTS

Sample ID: Method Blank						Modified EPA Method 537			
Matrix: Aqueous Sample Size: 0.125 L		QC Batch: B7G0008 Date Extracted: 05-Jul-2017 7:40		Lab Sample: B7G0008-BLK1 Date Analyzed: 06-Jul-17 20:22 Column: BEH C18					
Analyte	Conc. (ng/L)	DL	LOD	LOQ	Qualifiers	Labeled Standard	%R	LCL-UCL	Qualifiers
PFBS	ND	1.79	5.00	8.00		IS 13C3-PFBS	85.6	50 - 150	
PFOA	ND	0.651	5.00	8.00		IS 13C2-PFOA	112	50 - 150	
PFOS	ND	0.807	5.00	8.00		IS 13C8-PFOS	82.8	50 - 150	

LCL-UCL - Lower control limit - upper control limit

Results reported to DL.

When reported, PFBS, PFHxS, PFOA and PFOS include both linear and branched isomers.

Only the linear isomer is reported for all other analytes.

Sample ID: OPR					Modified EPA Method 537			
Matrix: Aqueous Sample Size: 0.125 L		QC Batch: B7G0008 Date Extracted: 05-Jul-2017 7:40		Lab Sample: B7G0008-BS1 Date Analyzed: 06-Jul-17 19:56 Column: BEH C18				
Analyte	Amt Found (ng/L)	Spike Amt	%R	Limits	Labeled Standard	%R	LCL-UCL	
PFBS	91.1	80.0	114	70 - 130	IS 13C3-PFBS	97.8	50 - 150	
PFOA	87.6	80.0	109	70 - 130	IS 13C2-PFOA	100	50 - 150	
PFOS	70.7	80.0	88.4	70 - 130	IS 13C8-PFOS	82.0	50 - 150	

LCL-UCL - Lower control limit - upper control limit

Sample ID: PX-S34-GW-14-0617

Modified EPA Method 537

Client Data			Sample Data			Laboratory Data				
Name:	CH2M Hill		Matrix:	Groundwater		Lab Sample:	1700809-01	Date Received:	30-Jun-2017 9:54	
Project:	Pax Site 34 CTO-JU01		Sample Size:	0.120 L		QC Batch:	B7G0008	Date Extracted:	05-Jul-2017 7:40	
Date Collected:	29-Jun-2017 9:05					Date Analyzed:	06-Jul-17 23:30	Column:	BEH C18	
Location:	PX-S34-MW-14						19-Jul-17 20:35	Column:	BEH C18	
Analyte	Conc. (ng/L)	DL	LOD	LOQ	Qualifiers	Labeled Standard	%R	LCL-UCL	Qualifiers	
PFBS	20.1	1.87	5.21	8.36		IS 13C3-PFBS	89.8	50 - 150		
PFOA	1100	3.40	26.0	41.8	D	IS 13C2-PFOA	85.9	50 - 150	D	
PFOS	37.8	0.844	5.21	8.36		IS 13C8-PFOS	78.5	50 - 150		

LCL-UCL - Lower control limit - upper control limit

Results reported to DL.

When reported, PFBS, PFHxS, PFOA and PFOS include both linear and branched isomers.

Only the linear isomer is reported for all other analytes.

Sample ID: PX-S34-GW-15-0617

Modified EPA Method 537

Client Data			Sample Data			Laboratory Data				
Name:	CH2M Hill		Matrix:	Groundwater		Lab Sample:	1700809-02	Date Received:	30-Jun-2017 9:54	
Project:	Pax Site 34 CTO-JU01		Sample Size:	0.120 L		QC Batch:	B7G0008	Date Extracted:	05-Jul-2017 7:40	
Date Collected:	29-Jun-2017 9:15					Date Analyzed:	06-Jul-17 23:42		Column: BEH C18	
Location:	PX-S34-MW-15									

Analyte	Conc. (ng/L)	DL	LOD	LOQ	Qualifiers	Labeled Standard	%R	LCL-UCL	Qualifiers
PFBS	15.1	1.87	5.21	8.36		IS 13C3-PFBS	92.3	50 - 150	
PFOA	664	0.680	5.21	8.36		IS 13C2-PFOA	103	50 - 150	
PFOS	32.8	0.843	5.21	8.36		IS 13C8-PFOS	94.2	50 - 150	

LCL-UCL - Lower control limit - upper control limit

Results reported to DL.

When reported, PFBS, PFHxS, PFOA and PFOS include both linear and branched isomers.

Only the linear isomer is reported for all other analytes.

DATA QUALIFIERS & ABBREVIATIONS

B	This compound was also detected in the method blank.
D	Dilution
E	The associated compound concentration exceeded the calibration range of the instrument.
H	Recovery and/or RPD was outside laboratory acceptance limits.
I	Chemical Interference
J	The amount detected is below the Reporting Limit/LOQ.
M	Estimated Maximum Possible Concentration. (CA Region 2 projects only)
*	See Cover Letter
Conc.	Concentration
NA	Not applicable
ND	Not Detected
TEQ	Toxic Equivalency

Unless otherwise noted, solid sample results are reported in dry weight. Tissue samples are reported in wet weight.

CERTIFICATIONS

Accrediting Authority	Certificate Number
Arkansas Department of Environmental Quality	17-015-0
California Department of Health – ELAP	2892
DoD ELAP - A2LA Accredited - ISO/IEC 17025:2005	3091.01
Florida Department of Health	E87777-18
Hawaii Department of Health	N/A
Louisiana Department of Environmental Quality	01977
Maine Department of Health	2016026
Minnesota Department of Health	1175673
Nevada Division of Environmental Protection	CA004132017-1
New Hampshire Environmental Accreditation Program	207716
New Jersey Department of Environmental Protection	CA003
New York Department of Health	11411
Oregon Laboratory Accreditation Program	4042-008
Pennsylvania Department of Environmental Protection	013
Texas Commission on Environmental Quality	T104704189-17-8
Virginia Department of General Services	8621
Washington Department of Ecology	C584
Wisconsin Department of Natural Resources	998036160

Current certificates and lists of licensed parameters are located in the Quality Assurance office and are available upon request.

NELAP Accredited Test Methods

MATRIX: Air	
Description of Test	Method
Determination of Polychlorinated p-Dioxins & Polychlorinated Dibenzofurans	EPA 23

MATRIX: Biological Tissue	
Description of Test	Method
Tetra- through Octa-Chlorinated Dioxins and Furans by Isotope Dilution GC/HRMS	EPA 1613B
Brominated Diphenyl Ethers by HRGC/HRMS	EPA 1614A
Chlorinated Biphenyl Congeners in Water, Soil, Sediment, and Tissue by GC/HRMS	EPA 1668A/C
Pesticides in Water, Soil, Sediment, Biosolids, and Tissue by HRGC/HRMS	EPA 1699
Perfluorinated Alkyl Acids in Drinking Water by SPE and LC/MS/MS	EPA 537
Polychlorinated Dibenzo-p-Dioxins and Polychlorinated Dibenzofurans by GC/HRMS	EPA 8280A/B
Polychlorinated Dibenzodioxins (PCDDs) and Polychlorinated Dibenzofurans (PCDFs) by GC/HRMS	EPA 8290/8290A

MATRIX: Drinking Water	
Description of Test	Method
2,3,7,8-Tetrachlorodibenzo- p-dioxin (2,3,7,8-TCDD) GC/HRMS	EPA 1613
Perfluorinated Alkyl Acids in Drinking Water by SPE and LC/MS/MS	EPA 537

MATRIX: Non-Potable Water	
Description of Test	Method
Tetra- through Octa-Chlorinated Dioxins and Furans by Isotope Dilution GC/HRMS	EPA 1613B
Brominated Diphenyl Ethers by HRGC/HRMS	EPA 1614A
Chlorinated Biphenyl Congeners in Water, Soil, Sediment, and Tissue by GC/HRMS	EPA 1668A/C
Pesticides in Water, Soil, Sediment, Biosolids, and Tissue by HRGC/HRMS	EPA 1699
Perfluorinated Alkyl Acids in Drinking Water by SPE and LC/MS/MS	EPA 537
Dioxin by GC/HRMS	EPA 613
Polychlorinated Dibenzo-p-Dioxins and Polychlorinated Dibenzofurans by GC/HRMS	EPA 8280A/B
Polychlorinated Dibenzodioxins (PCDDs) and Polychlorinated Dibenzofurans (PCDFs) by GC/HRMS	EPA 8290/8290A

MATRIX: Solids	
Description of Test	Method
Tetra-Octa Chlorinated Dioxins and Furans by Isotope Dilution GC/HRMS	EPA 1613
Tetra- through Octa-Chlorinated Dioxins and Furans by Isotope	EPA 1613B

Dilution GC/HRMS	
Brominated Diphenyl Ethers by HRGC/HRMS	EPA 1614A
Chlorinated Biphenyl Congeners in Water, Soil, Sediment, and Tissue by GC/HRMS	EPA 1668A/C
Perfluorinated Alkyl Acids in Drinking Water by SPE and LC/MS/MS	EPA 537
Polychlorinated Dibenzo-p-Dioxins and Polychlorinated Dibenzofurans by GC/HRMS	EPA 8280A/B
Polychlorinated Dibenzodioxins (PCDDs) and Polychlorinated Dibenzofurans (PCDFs) by GC/HRMS	EPA 8290/8290A

CHAIN OF CUSTODY

For Laboratory Use Only
 Laboratory Project ID: 1700809 Temp: -0.7 °C
 Storage ID: WR-2 Storage Secured: Yes No

Project ID: Pax Site 34 CTO-JUD1 PO#: _____ Sampler: Lisa Carter/Quinn Phillips (name)

TAT Standard: 21 days
 (check one): Rush (surcharge may apply)
 14 days 7 days Specify: _____

Invoice to: Name Juan Acaron Company CH2M Address 3011 SW Williston Road City Gainesville State FL Ph# 352-384-7002 Fax# _____

Relinquished by (printed name and signature) Lisa Carter Date 6/29/17 Time 1200 Received by (printed name and signature) B. Benedict Date 6/30/17 Time 10:35

SHIP TO: Vista Analytical Laboratory
 1104 Windfield Way
 El Dorado Hills, CA 95762
 (916) 673-1520 * Fax (916) 673-0106
 Method of Shipment: Fed ex
 ATTN: Martha Maier Tracking No.: 7870 3540 1345

Add Analysis(es) Requested			Container(s)													Comments			
Quantity	Type	Matrix	2378-TCDD	2378-TCDF	PCDD/PCDF	2378-TCDD	2378-TCDF	PCDD/PCDF	2378-TCDD	2378-TCDF	PCDD/PCDF	TOTALS	COPLANAR PCBs	209 CONGENERS	PBDE		PAH	WHO-29	Mod. EPA 537

Sample ID	Date	Time	Location/Sample Description	Quantity	Type	Matrix	2378-TCDD	2378-TCDF	PCDD/PCDF	2378-TCDD	2378-TCDF	PCDD/PCDF	2378-TCDD	2378-TCDF	PCDD/PCDF	TOTALS	COPLANAR PCBs	209 CONGENERS	PBDE	PAH	WHO-29	Mod. EPA 537	Unmodified 537	Comments	
<u>PX-534-GW-14-0617</u>	<u>6/29/17</u>	<u>0905</u>	<u>PX-534-MW-14</u>	<u>2</u>	<u>P</u>	<u>GW</u>	<u>X</u>																		
<u>PX-534-GW-15-0617</u>	<u>6/29/17</u>	<u>0915</u>	<u>PX-534-MW-15</u>	<u>2</u>	<u>P</u>	<u>GW</u>	<u>X</u>																		

Special Instructions/Comments: _____

SEND DOCUMENTATION AND RESULTS TO:

Name: Juan Acaron
 Company: CH2M
 Address: 3011 SW Williston Road
 City: Gainesville State: FL Zip: 32608
 Phone: 352-384-7002 Fax: _____
 Email: Juan.Acaron@cham.com

Container Types: P= HDPE, PJ= HDPE Jar Bottle Preservation Type: T = Thiosulfate, Matrix Types: AQ = Aqueous, DW = Drinking Water, EF = Effluent, PP = Pulp/Paper, SD = Sediment, O = Other: _____ TZ = Trizma: _____ SL = Sludge, SO = Soil, WW = Wastewater, B = Blood/Serum, O = Other: _____

Sample Log-in Checklist

 Vista Work Order #: 1700809 TAT SH

Samples Arrival:	Date/Time: 06/30/17 0954	Initials: BSB	Location: WR-2
			Shelf/Rack: 11A
Logged In:	Date/Time: 07/01/17 0838	Initials: BSB	Location: WR-2
			Shelf/Rack: E6
Delivered By:	<input checked="" type="checkbox"/> FedEx	<input type="checkbox"/> UPS	<input type="checkbox"/> On Trac
	<input type="checkbox"/> GSO	<input type="checkbox"/> DHL	<input type="checkbox"/> Hand Delivered
	<input type="checkbox"/> Other		
Preservation:	<input checked="" type="checkbox"/> Ice	<input type="checkbox"/> Blue Ice	<input type="checkbox"/> Dry Ice
	<input type="checkbox"/> None		
Temp °C: 0.0 (uncorrected)	Time: 1036	Thermometer ID: DT-3	
Temp °C: -0.7 (corrected)	Probe used: Yes <input checked="" type="checkbox"/> No <input type="checkbox"/>		

	YES	NO	NA
Adequate Sample Volume Received?	✓		
Holding Time Acceptable?	✓		
Shipping Container(s) Intact?	✓		
Shipping Custody Seals Intact?	✓		
Shipping Documentation Present?	✓		
Airbill	Trk # 78 70 3540 1345	✓	
Sample Container Intact?	✓		
Sample Custody Seals Intact?			✓
Chain of Custody / Sample Documentation Present?	✓		
COC Anomaly/Sample Acceptance Form completed?		✓	✓
If Chlorinated or Drinking Water Samples, Acceptable Preservation?		✓	✓
Preservation Documented:	Na ₂ S ₂ O ₃	Trizma	<input checked="" type="checkbox"/> None <u>Label</u>
			Yes No NA
Shipping Container	Vista	<input checked="" type="checkbox"/> Client	Retain <input checked="" type="checkbox"/> Return Dispose

Comments:

EXTRACTION INFORMATION

Process Sheet
Workorder: 1700809

Prep Expiration: 2017-Jul-13
Client: CH2M Hill

Workorder Due: 24-Jul-17 00:00

TAT: 24

Method: 537M PFAS DOD (LOQ as mRL)
Matrix: Aqueous
Client Matrix: Groundwater

Prep Batch: B760008

Prep Data Entered: 7/6/17 KBF
Date and Initials

Version: PFOA, PFOS, and PFBS only

Initial Sequence: _____

LabSampleID	Recon	ClientSampleID	Date Received	Location	Comments
1700809-01	<input checked="" type="checkbox"/>	PX-S34-GW-14-617	30-Jun-17 09:54	WR-2 E-6	
1700809-02	<input checked="" type="checkbox"/>	PX-S34-GW-15-617	30-Jun-17 09:54	WR-2 E-6	

Vista PM: Martha Maier

Vial Box ID: Maier-Naier

Sample Reconciled By: BP 7517

Batch: B7G0008

Matrix: Aqueous

LabNumber	WetWeight (Initial)	% Solids (Extraction Solids)	DryWeight	Final	Extracted	Ext By	Spike	SpikeAmount	ClientMatrix	Analysis
1700799-01	0.12002 ✓	NA	NA	1000	05-Jul-17 07:40	BAP			Groundwater	537M PFAS DOD (LOQ as
1700799-02	0.11685 ✓	↓	↓	1000	05-Jul-17 07:40	BAP			Groundwater	537M PFAS DOD (LOQ as
1700799-03	0.11938 ✓	↓	↓	1000	05-Jul-17 07:40	BAP			Groundwater	537M PFAS DOD (LOQ as
1700799-04	0.12064 ✓	↓	↓	1000	05-Jul-17 07:40	BAP			Groundwater	537M PFAS DOD (LOQ as
1700806-01	0.12196 ✓	↓	↓	1000	05-Jul-17 07:40	BAP			Aqueous	537M PFAS
1700806-02	0.12055 ✓	↓	↓	1000	05-Jul-17 07:40	BAP			Aqueous	537M PFAS
1700807-01	0.11713 ✓	↓	↓	1000	05-Jul-17 07:40	BAP			Aqueous	537M PFAS
1700807-02	0.11628 ✓	↓	↓	1000	05-Jul-17 07:40	BAP			Aqueous	537M PFAS
1700808-01	0.11466 ✓	↓	↓	1000	05-Jul-17 07:40	BAP			Aqueous	537M PFAS
1700808-02	0.1195 ✓	↓	↓	1000	05-Jul-17 07:40	BAP			Aqueous	537M PFAS
1700808-03	0.11086 ✓	↓	↓	1000	05-Jul-17 07:40	BAP			Aqueous	537M PFAS
1700809-01	0.11958 ✓	↓	↓	1000	05-Jul-17 07:40	BAP			Groundwater	537M PFAS DOD (LOQ as
1700809-02	0.11963 ✓	↓	↓	1000	05-Jul-17 07:40	BAP			Groundwater	537M PFAS DOD (LOQ as
B7G0008-BLK1	0.125	↓	↓	1000	05-Jul-17 07:40	BAP				QC
B7G0008-BS1	0.125	↓	↓	1000	05-Jul-17 07:40	BAP	17D2705 ✓	10 ✓		QC

7/6/17 KBF

PREPARATION BENCH SHEET

Matrix: Aqueous

B7G0008

Chemist: BP

Method: 537M PFAS

Prep Date/Time: 05-Jul-17 07:40

Method: 537M PFAS DOD (LOO as mRL)

Prepared using: LCMS - SPE Extraction-LCMS

C	VISTA Sample ID	pH Before	pH After	Chlorine (Cl)	Drops HCl Added	Bottle + Sample (g)	Bottle Only (g)	Sample Amt. (L)	IS/NS CHEM/WIT DATE	SPE	RS CHEM/WIT DATE
<input type="checkbox"/>	B7G0008-BLK1	5	2	0	2	N/A	N/A	(0.125)	BP KBF 7.5.17	KBF 7/5/17	Jim KBF 7/5/17
<input type="checkbox"/>	B7G0008-BS1	5	2	0	2	↓	↓	↓	↓	↓	↓
<input type="checkbox"/>	1700799-01	6	2	0	3	146.3	26.91	0.12002	↓	↓	↓
<input type="checkbox"/>	1700799-02	6	2	0	3	142.65	26.80	0.11685	↓	↓	↓
<input type="checkbox"/>	1700799-03	6	2	0	3	142.65	26.79	0.11938	↓	↓	↓
<input type="checkbox"/>	1700799-04	6	2	0	3	147.50	26.86	0.12064	↓	↓	↓
<input type="checkbox"/>	1700806-01 (A)	6	2	0	3	148.15	26.79	0.12196	↓	↓	↓
<input type="checkbox"/>	1700806-02 (A)	6	2	0	3	147.30	26.75	0.12055	↓	↓	↓
<input type="checkbox"/>	1700807-01 (A)	7	2	0	6	144.00	26.87	0.11713	↓	↓	↓
<input type="checkbox"/>	1700807-02 (A)	6	2	0	3	143.30	26.72	0.11628	↓	↓	↓
<input type="checkbox"/>	1700809-01 (A)	5	2	0	2	146.43	26.85	0.11958	↓	↓	↓
<input type="checkbox"/>	1700809-02 (A)	5	2	0	2	146.24	27.01	0.11963	↓	↓	↓

IS Name <u>(V2)</u> <u>17E2617, 10mL</u>	NS Name <u>(V3)</u> <u>17D2705, 10mL</u>	RS Name <u>(V4)</u> <u>17E1907, 10mL</u>	SPE Chem: <u>Strata-X-AW 33um 200mg/6mL</u>	Check Out: <u>BP 7.5.17</u>
			Ele SOLV: <u>MeOH / 0.5% NH₄OH in MeOH</u>	Check In: <u>N/A</u>
			Final Volume(s) <u>1 mL</u>	Balance ID: <u>HRMS-8</u>
				pH Adjusted: <u>KBF 7/5/17</u>

Comments: Assume 1 g = 1 mL

(A) Samples were centrifuged to remove particulate matter KBF 7/5/17

Work Order 1700809

PREPARATION BENCH SHEET

Matrix: Aqueous

B7G0008

Chemist: BP

Method: 537M PFAS

Prep Date/Time: 05-Jul-17 07:40

Method: 537M PFAS DOD (LOO as mRL)

Prepared using: LCMS - SPE Extraction-LCMS

C	VISTA Sample ID	pH Before	pH After	Chlorine (Cl)	Drops HCl Added	Bottle + Sample (g)	Bottle Only (g)	Sample Amt. (L)	IS/NS CHEM/WIT DATE	SPE	RS CHEM/WIT DATE
<input type="checkbox"/>	B7G0008-BLK1										
<input type="checkbox"/>	B7G0008-BS1										
<input type="checkbox"/>	1700799-01										
<input type="checkbox"/>	1700799-02										
<input type="checkbox"/>	1700799-03										
<input type="checkbox"/>	1700799-04										
<input type="checkbox"/>	1700806-01										
<input type="checkbox"/>	1700806-02										
<input type="checkbox"/>	1700807-01										
<input checked="" type="checkbox"/>	1700807-02										
<input type="checkbox"/>	1700808-01 (A)	6	2	0	3	141.67	27.01	0.11466	BP 7/5/17	KBF 7/5/17	Om KBF 7/5/17
<input type="checkbox"/>	1700808-02 (A)	6	2	0	3	146.56	27.06	0.11950	↓	↓	↓
<input type="checkbox"/>	1700808-03 (A)(B)	6	2	0	3	137.21	26.95	0.11086	↓	↓	↓
<input type="checkbox"/>	1700809-01										
<input checked="" type="checkbox"/>	1700809-02										

IS Name <u>V2</u> 17E2617, 10mL	NS Name <u>V3</u> 17D2705, 10mL	RS Name <u>V1</u> 17E1907, 10mL	SPE Chem: <u>Strata-X-AW 33um 200mg/6mL</u>	Check Out: <u>BP 7.5.17</u>
			Ele SOLV: <u>MeOH/0.5% NH₄OH in MeOH</u>	Check In: <u>NA</u>
			Final Volume(s) <u>1 mL</u>	Chemist/Date: _____
				Balance ID: <u>HRMS-8</u>
				pH Adjusted: <u>KBF 7/5/17</u>
				Chemist/Date: <u>KBF 7/5/17</u>

Comments: Assume 1 g = 1 mL

- (A) Samples were centrifuged to remove particulate matter KBF 7/5/17
- (B) Samples were centrifuged a second time to further remove particulate matter KBF 7/5/17

SAMPLE DATA – MODIFIED EPA METHOD 537

Dataset: U:\G1.PRO\Results\2017\170706G3\170706G3-15.qld

Last Altered: Wednesday, July 12, 2017 11:35:37 Pacific Daylight Time

Printed: Thursday, July 20, 2017 08:54:57 Pacific Daylight Time

Method: U:\G1.pro\MethDB\PFAS_14or16_2trans_0630.mdb 10 Jul 2017 16:23:41

Calibration: U:\G1.pro\CurveDB\C18_VAL-PFC_Q1_6-30-17_L16_2Trans.cdb 30 Jun 2017 17:15:07

ID: B7G0008-BLK1 Method Blank 0.125, Description: Method Blank, Name: 170706G3_15, Date: 06-Jul-2017, Time: 20:22:04

	# Name	Trace	Peak Area	IS Resp	RRF Mean	wt/vol	RT	Conc.	%Rec
1	3 PFBS	299.0 > 79.7		4.337e3		0.125			
2	7 PFOA	413.0 > 368.7	1.430e2	1.829e4		0.125	4.18		
3	9 PFOS	499.0 > 79.9		6.396e3		0.125			
4	12 13C3-PFBS	302.0 > 98.8	4.337e3	1.802e4	0.281	0.125	2.86	85.6	85.6
5	17 13C2-PFOA	414.9 > 369.7	1.829e4	5.415e3	3.020	0.125	4.18	112	112
6	20 13C8-PFOS	507.0 > 79.9	6.396e3	7.489e3	1.031	0.125	4.58	82.8	82.8
7	22 13C5-PFHxA	318>272.9	1.802e4	1.802e4	1.000	0.125	3.26	100	100
8	24 13C8-PFOA	421.3 > 376	5.415e3	5.415e3	1.000	0.125	4.18	100	100
9	26 13C4-PFOS	503.0 > 79.9	7.489e3	7.489e3	1.000	0.125	4.58	100	100

Dataset: U:\G1.PRO\Results\2017\170706G3\170706G3-15.qld

Last Altered: Wednesday, July 12, 2017 11:35:37 Pacific Daylight Time

Printed: Thursday, July 20, 2017 08:55:08 Pacific Daylight Time

Method: U:\G1.pro\MethDB\PFAS_14or16_2trans_0630.mdb 10 Jul 2017 16:23:41

Calibration: U:\G1.pro\CurveDB\C18_VAL-PFC_Q1_6-30-17_L16_2Trans.cdb 30 Jun 2017 17:15:07

ID: B7G0008-BLK1 Method Blank 0.125, Description: Method Blank, Name: 170706G3_15, Date: 06-Jul-2017, Time: 20:22:04

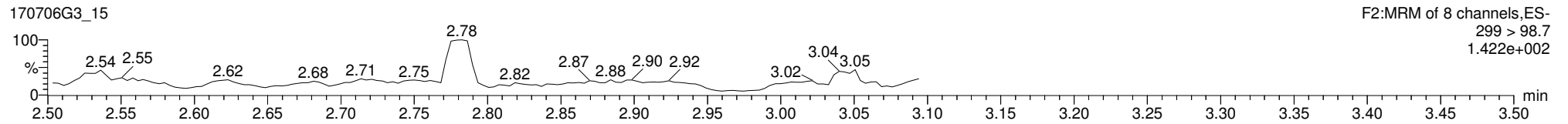
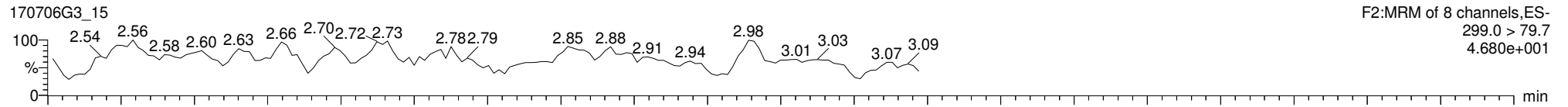
#	Name	Trace	Peak Area	IS Resp	RRF Mean	wt/vol	RT	Conc.	%Rec
1	28 Total PFBS	299.0 > 79.7		4.337e3		0.125			
2	30 Total PFOA	413.0 > 368.7		1.829e4		0.125			
3	31 Total PFOS	499.0 > 79.9		6.396e3		0.125			

Dataset: U:\G1.PRO\Results\2017\170706G3\170706G3-15.qld
Last Altered: Wednesday, July 12, 2017 11:35:37 Pacific Daylight Time
Printed: Thursday, July 20, 2017 08:54:57 Pacific Daylight Time

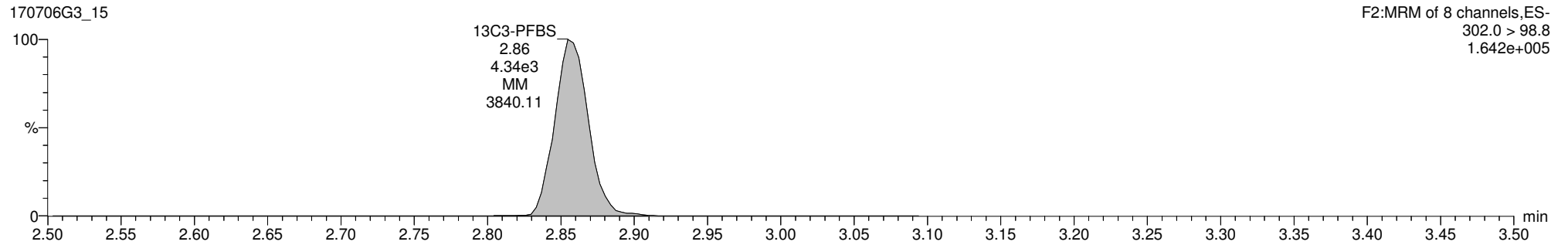
Method: U:\G1.pro\MethDB\PFAS_14or16_2trans_0630.mdb 10 Jul 2017 16:23:41
Calibration: U:\G1.pro\CurveDB\C18_VAL-PFC_Q1_6-30-17_L16_2Trans.cdb 30 Jun 2017 17:15:07

ID: B7G0008-BLK1 Method Blank 0.125, Description: Method Blank, Name: 170706G3_15, Date: 06-Jul-2017, Time: 20:22:04, Instrument: , Lab: , User:

Total PFBS



13C3-PFBS

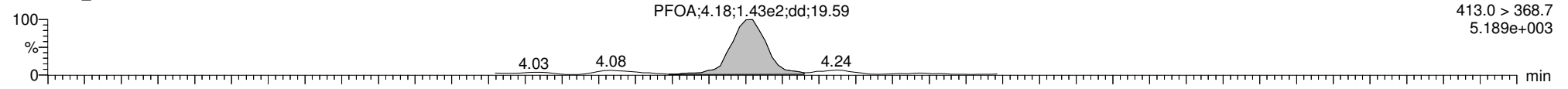


Dataset: U:\G1.PRO\Results\2017\170706G3\170706G3-15.qld
Last Altered: Wednesday, July 12, 2017 11:35:37 Pacific Daylight Time
Printed: Thursday, July 20, 2017 08:54:57 Pacific Daylight Time

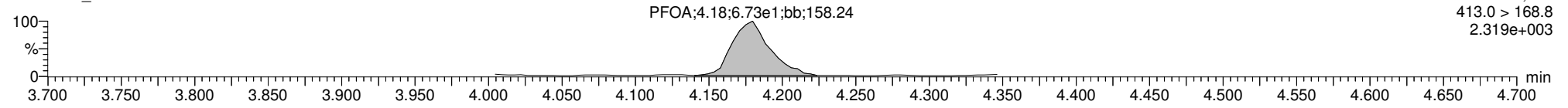
ID: B7G0008-BLK1 Method Blank 0.125, Description: Method Blank, Name: 170706G3_15, Date: 06-Jul-2017, Time: 20:22:04, Instrument: , Lab: , User:

Total PFOA

170706G3_15

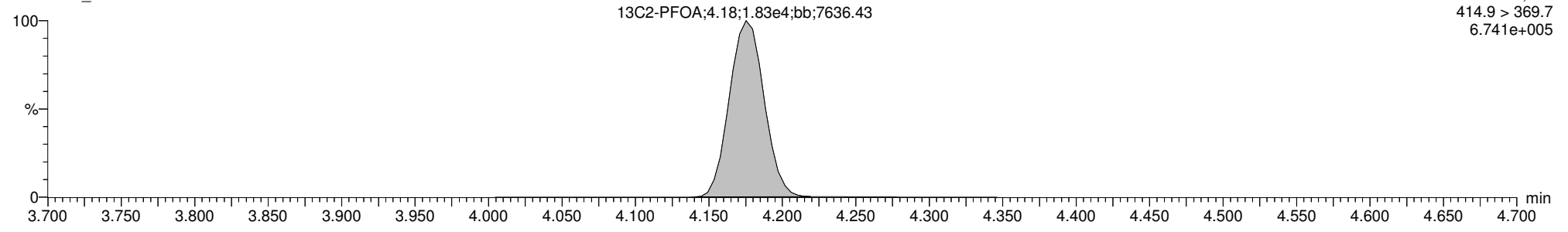


170706G3_15



13C2-PFOA

170706G3_15

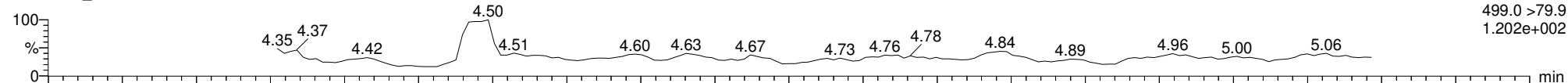


Dataset: U:\G1.PRO\Results\2017\170706G3\170706G3-15.qld
Last Altered: Wednesday, July 12, 2017 11:35:37 Pacific Daylight Time
Printed: Thursday, July 20, 2017 08:54:57 Pacific Daylight Time

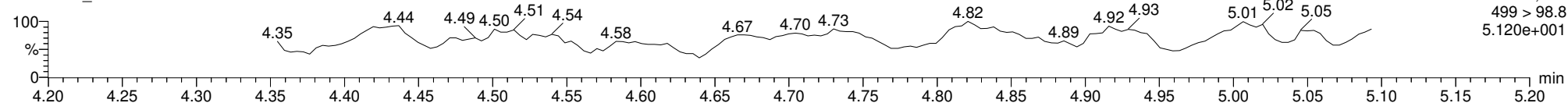
ID: B7G0008-BLK1 Method Blank 0.125, Description: Method Blank, Name: 170706G3_15, Date: 06-Jul-2017, Time: 20:22:04, Instrument: , Lab: , User:

Total PFOS

170706G3_15

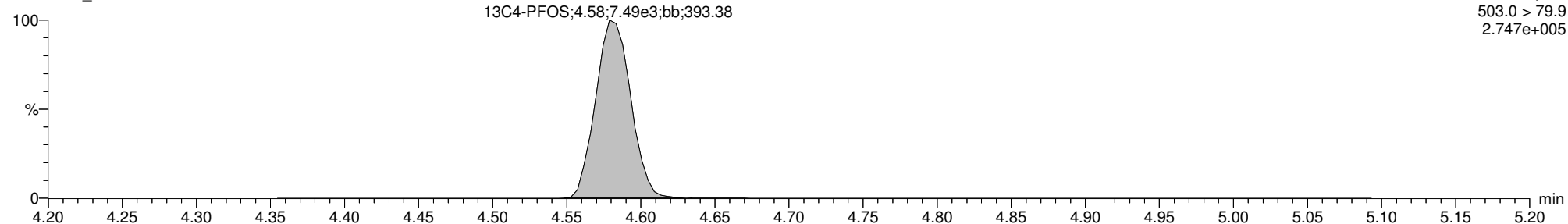


170706G3_15



13C4-PFOS

170706G3_15



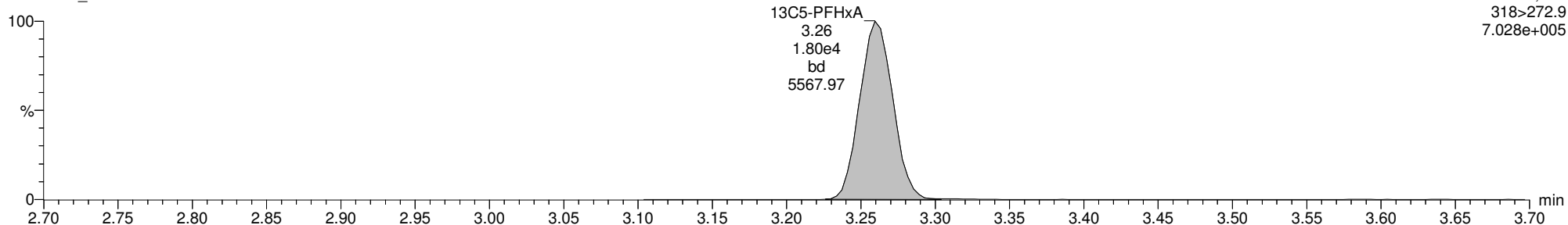
Dataset: U:\G1.PRO\Results\2017\170706G3\170706G3-15.qld
Last Altered: Wednesday, July 12, 2017 11:35:37 Pacific Daylight Time
Printed: Thursday, July 20, 2017 08:54:57 Pacific Daylight Time

ID: B7G0008-BLK1 Method Blank 0.125, Description: Method Blank, Name: 170706G3_15, Date: 06-Jul-2017, Time: 20:22:04, Instrument: , Lab: , User:

13C5-PFHxA

170706G3_15

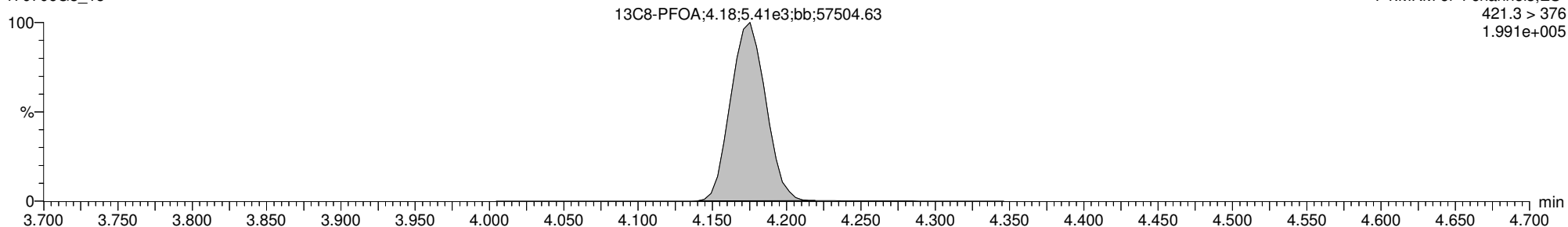
F3:MRM of 11 channels,ES-
318>272.9
7.028e+005



13C8-PFOA

170706G3_15

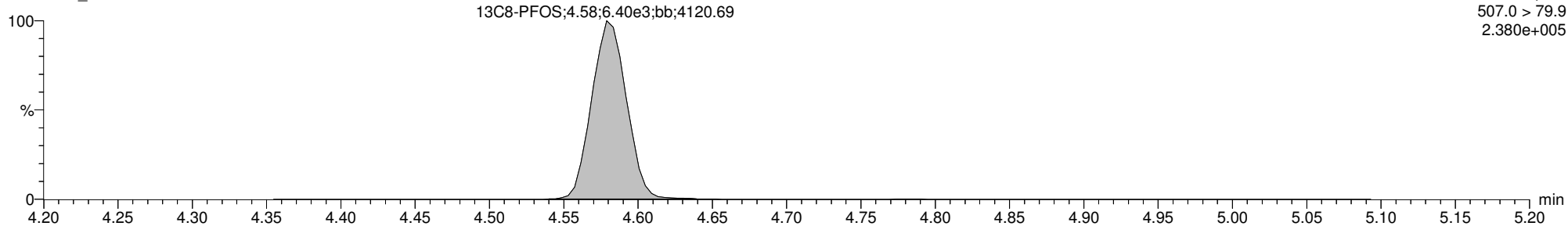
F4:MRM of 4 channels,ES-
421.3 > 376
1.991e+005



13C8-PFOS

170706G3_15

F5:MRM of 12 channels,ES-
507.0 > 79.9
2.380e+005



Dataset: U:\G1.PRO\Results\2017\170706G3\170706G3-13.qld

Last Altered: Wednesday, July 12, 2017 16:55:00 Pacific Daylight Time

Printed: Thursday, July 20, 2017 08:54:01 Pacific Daylight Time

Method: U:\G1.pro\MethDB\PFAS_14or16_2trans_0630.mdb 10 Jul 2017 16:23:41

Calibration: U:\G1.pro\CurveDB\C18_VAL-PFC_Q1_6-30-17_L16_2Trans.cdb 30 Jun 2017 17:15:07

ID: B7G0008-BS1 OPR 0.125, Description: OPR, Name: 170706G3_13, Date: 06-Jul-2017, Time: 19:56:33

	# Name	Trace	Peak Area	IS Resp	RRF Mean	wt/vol	RT	Conc.	%Rec
1	3 PFBS	299.0 > 79.7	7.120e3	4.362e3		0.125	2.86	91.1	114
2	7 PFOA	413.0 > 368.7	1.069e4	1.425e4		0.125	4.17	87.6	109
3	9 PFOS	499.0 >79.9	1.639e3	4.597e3		0.125	4.58	70.7	88.4
4	12 13C3-PFBS	302.0 > 98.8	4.362e3	1.586e4	0.281	0.125	2.86	97.8	97.8
5	17 13C2-PFOA	414.9 > 369.7	1.425e4	4.715e3	3.020	0.125	4.17	100	100
6	20 13C8-PFOS	507.0 > 79.9	4.597e3	5.433e3	1.031	0.125	4.58	82.0	82.0
7	22 13C5-PFHxA	318>272.9	1.586e4	1.586e4	1.000	0.125	3.25	100	100
8	24 13C8-PFOA	421.3 > 376	4.715e3	4.715e3	1.000	0.125	4.17	100	100
9	26 13C4-PFOS	503.0 > 79.9	5.433e3	5.433e3	1.000	0.125	4.58	100	100

Dataset: U:\G1.PRO\Results\2017\170706G3\170706G3-13.qld

Last Altered: Wednesday, July 12, 2017 16:55:00 Pacific Daylight Time

Printed: Thursday, July 20, 2017 08:53:21 Pacific Daylight Time

Method: U:\G1.pro\MethDB\PFAS_14or16_2trans_0630.mdb 10 Jul 2017 16:23:41

Calibration: U:\G1.pro\CurveDB\C18_VAL-PFC_Q1_6-30-17_L16_2Trans.cdb 30 Jun 2017 17:15:07

ID: B7G0008-BS1 OPR 0.125, Description: OPR, Name: 170706G3_13, Date: 06-Jul-2017, Time: 19:56:33

#	Name	Trace	Peak Area	IS Resp	RRF Mean	wt/vol	RT	Conc.	%Rec
1	28 Total PFBS	299.0 > 79.7		4.362e3		0.125		91.1	
2	30 Total PFOA	413.0 > 368.7		1.425e4		0.125		87.6	
3	31 Total PFOS	499.0 > 79.9		4.597e3		0.125		70.7	

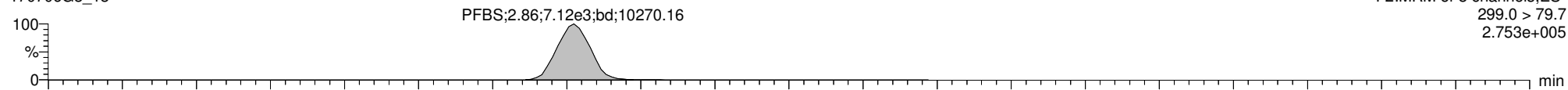
Dataset: U:\G1.PRO\Results\2017\170706G3\170706G3-13.qld
Last Altered: Wednesday, July 12, 2017 16:55:00 Pacific Daylight Time
Printed: Thursday, July 20, 2017 08:54:01 Pacific Daylight Time

Method: U:\G1.pro\MethDB\PFAS_14or16_2trans_0630.mdb 10 Jul 2017 16:23:41
Calibration: U:\G1.pro\CurveDB\C18_VAL-PFC_Q1_6-30-17_L16_2Trans.cdb 30 Jun 2017 17:15:07

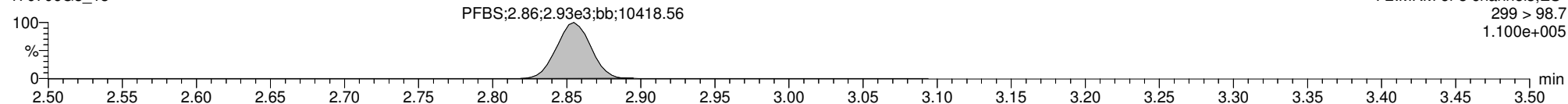
ID: B7G0008-BS1 OPR 0.125, Description: OPR, Name: 170706G3_13, Date: 06-Jul-2017, Time: 19:56:33, Instrument: , Lab: , User:

Total PFBS

170706G3_13

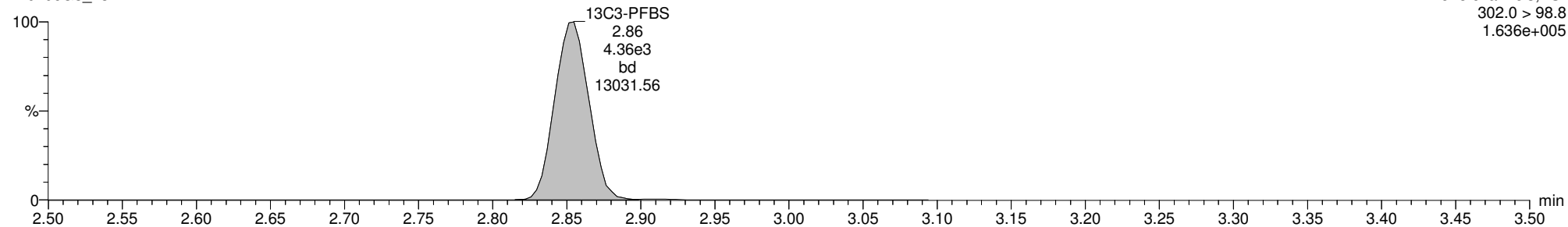


170706G3_13



13C3-PFBS

170706G3_13

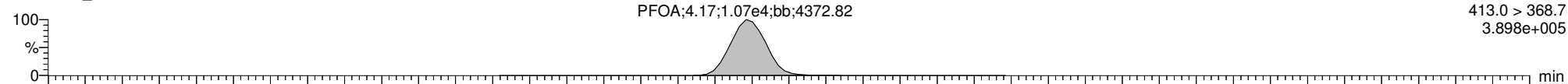


Dataset: U:\G1.PRO\Results\2017\170706G3\170706G3-13.qld
Last Altered: Wednesday, July 12, 2017 16:55:00 Pacific Daylight Time
Printed: Thursday, July 20, 2017 08:54:01 Pacific Daylight Time

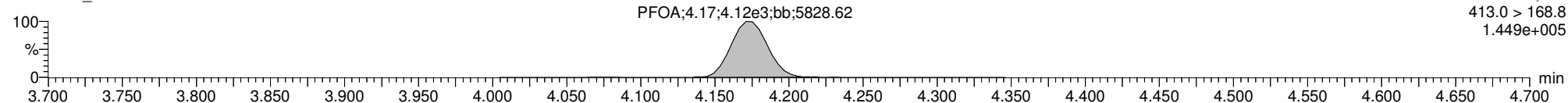
ID: B7G0008-BS1 OPR 0.125, Description: OPR, Name: 170706G3_13, Date: 06-Jul-2017, Time: 19:56:33, Instrument: , Lab: , User:

Total PFOA

170706G3_13

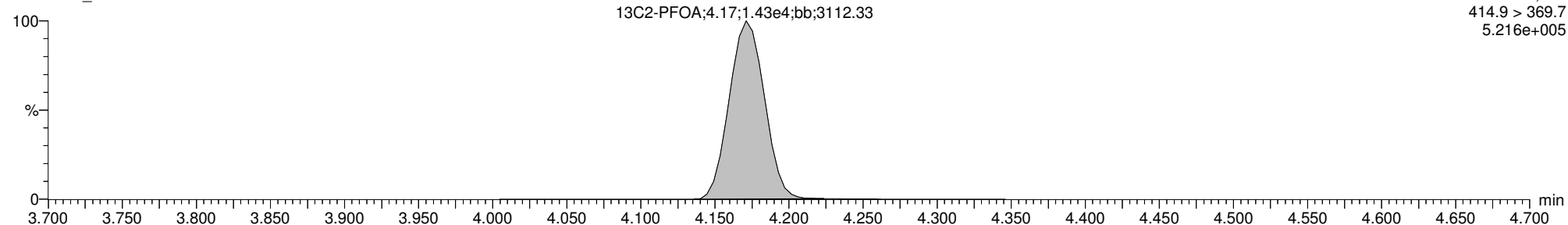


170706G3_13



13C2-PFOA

170706G3_13



Dataset: U:\G1.PRO\Results\2017\170706G3\170706G3-13.qld

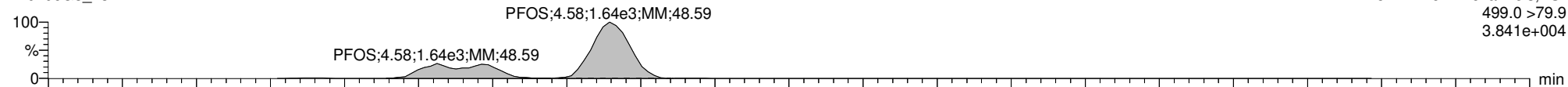
Last Altered: Wednesday, July 12, 2017 16:55:00 Pacific Daylight Time

Printed: Thursday, July 20, 2017 08:54:01 Pacific Daylight Time

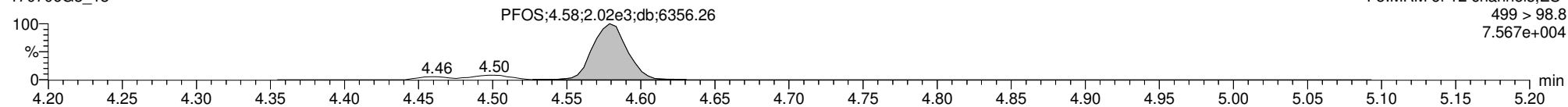
ID: B7G0008-BS1 OPR 0.125, Description: OPR, Name: 170706G3_13, Date: 06-Jul-2017, Time: 19:56:33, Instrument: , Lab: , User:

Total PFOS

170706G3_13

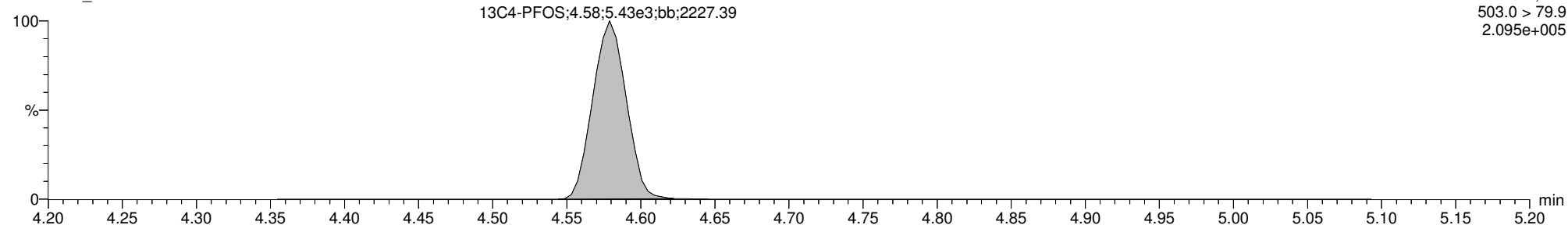


170706G3_13



13C4-PFOS

170706G3_13



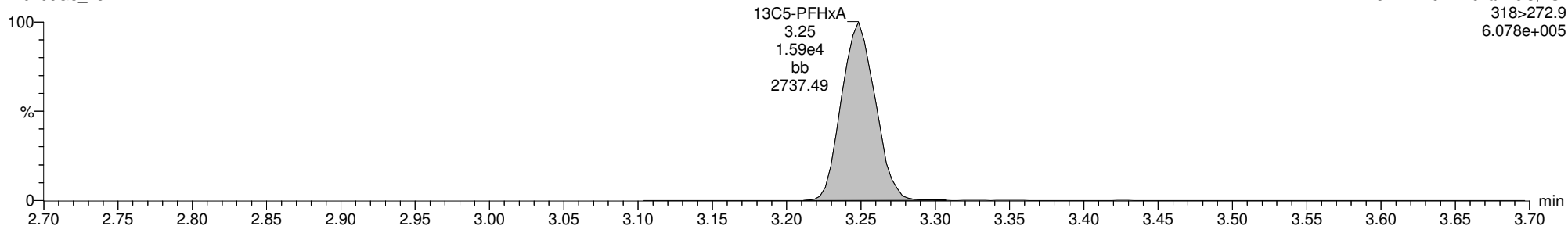
Dataset: U:\G1.PRO\Results\2017\170706G3\170706G3-13.qld
Last Altered: Wednesday, July 12, 2017 16:55:00 Pacific Daylight Time
Printed: Thursday, July 20, 2017 08:54:01 Pacific Daylight Time

ID: B7G0008-BS1 OPR 0.125, Description: OPR, Name: 170706G3_13, Date: 06-Jul-2017, Time: 19:56:33, Instrument: , Lab: , User:

13C5-PFHxA

170706G3_13

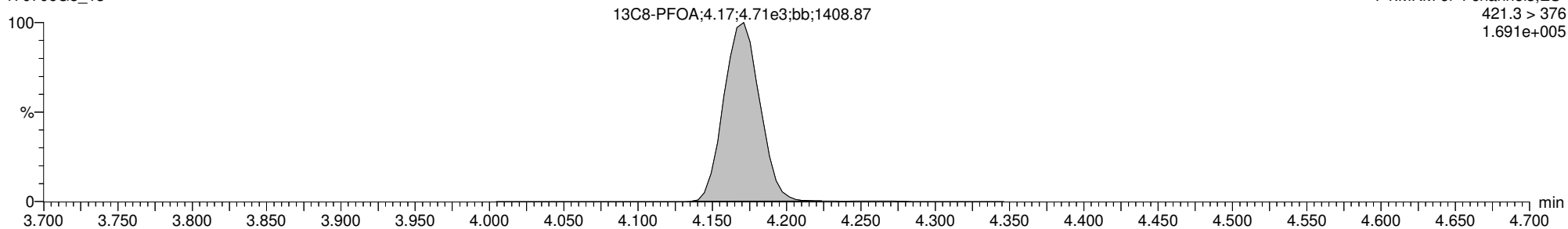
F3:MRM of 11 channels,ES-
318>272.9
6.078e+005



13C8-PFOA

170706G3_13

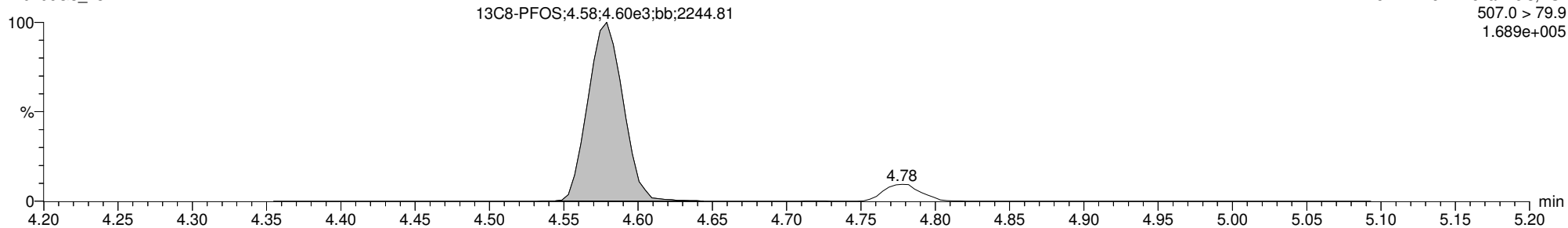
F4:MRM of 4 channels,ES-
421.3 > 376
1.691e+005



13C8-PFOS

170706G3_13

F5:MRM of 12 channels,ES-
507.0 > 79.9
1.689e+005



Dataset: U:\G1.PRO\Results\2017\170706G3\170706G3-30.qld

Last Altered: Wednesday, July 19, 2017 17:26:20 Pacific Daylight Time

Printed: Thursday, July 20, 2017 09:02:24 Pacific Daylight Time

Method: U:\G1.pro\MethDB\PFAS_14or16_2trans_0712.mdb 12 Jul 2017 13:38:17

Calibration: U:\G1.pro\CurveDB\C18_VAL-PFC_Q1_7-11-17_L16_2Trans_NEW.cdb 12 Jul 2017 09:08:42

ID: 1700809-01 PX-S34-GW-14-617 0.125, Description: PX-S34-GW-14-617, Name: 170706G3_30, Date: 06-Jul-2017, Time: 23:30:14

	# Name	Trace	Peak Area	IS Resp	RRF Mean	wt/vol	RT	Conc.	%Rec
1	3 PFBS	299.0 > 79.7	1.706e3	4.049e3		0.120	2.86	20.1	
2	7 PFOA	413.0 > 368.7	1.148e5	1.351e4		0.120	4.18	1020 *	
3	9 PFOS	499.0 >79.9	1.366e3	6.511e3		0.120	4.59	37.8	
4	12 13C3-PFBS	302.0 > 98.8	4.049e3	1.737e4	0.260	0.120	2.86	93.9	89.8
5	17 13C2-PFOA	414.9 > 369.7	1.351e4	4.059e3	3.713	0.120	4.18	93.7	89.6
6	20 13C8-PFOS	507.0 > 79.9	6.511e3	8.079e3	1.026	0.120	4.58	82.1	78.5
7	22 13C5-PFHxA	318>272.9	1.737e4	1.737e4	1.000	0.120	3.26	105	100
8	24 13C8-PFOA	421.3 > 376	4.059e3	4.059e3	1.000	0.120	4.18	105	100
9	26 13C4-PFOS	503.0 > 79.9	8.079e3	8.079e3	1.000	0.120	4.58	105	100

*SEE DILUTION

E

Dataset: U:\G1.PRO\Results\2017\170706G3\170706G3-30.qld

Last Altered: Wednesday, July 19, 2017 17:26:20 Pacific Daylight Time

Printed: Thursday, July 20, 2017 09:02:39 Pacific Daylight Time

Method: U:\G1.pro\MethDB\PFAS_14or16_2trans_0712.mdb 12 Jul 2017 13:38:17

Calibration: U:\G1.pro\CurveDB\C18_VAL-PFC_Q1_7-11-17_L16_2Trans_NEW.cdb 12 Jul 2017 09:08:42

ID: 1700809-01 PX-S34-GW-14-617 0.125, Description: PX-S34-GW-14-617, Name: 170706G3_30, Date: 06-Jul-2017, Time: 23:30:14

#	Name	Trace	Peak Area	IS Resp	RRF Mean	wt/vol	RT	Conc.	%Rec
1	28 Total PFBS	299.0 > 79.7		4.049e3		0.120		20.1	
2	30 Total PFOA	413.0 > 368.7		1.351e4		0.120		1270	
3	31 Total PFOS	499.0 >79.9		6.511e3		0.120		37.8	

Dataset: U:\G1.PRO\Results\2017\170706G3\170706G3-30.qld

Last Altered: Wednesday, July 19, 2017 17:26:20 Pacific Daylight Time

Printed: Thursday, July 20, 2017 09:02:24 Pacific Daylight Time

Method: U:\G1.pro\MethDB\PFAS_14or16_2trans_0712.mdb 12 Jul 2017 13:38:17

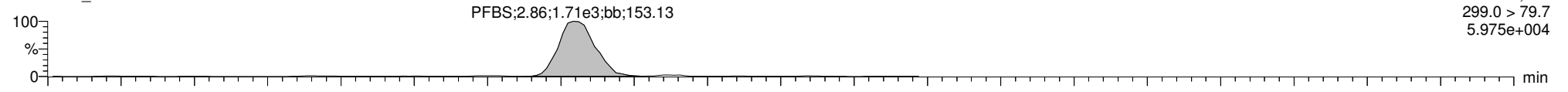
Calibration: U:\G1.pro\CurveDB\C18_VAL-PFC_Q1_7-11-17_L16_2Trans_NEW.cdb 12 Jul 2017 09:08:42

ID: 1700809-01 PX-S34-GW-14-617 0.125, Description: PX-S34-GW-14-617, Name: 170706G3_30, Date: 06-Jul-2017, Time: 23:30:14, Instrument: , Lab: , User:

Total PFBS

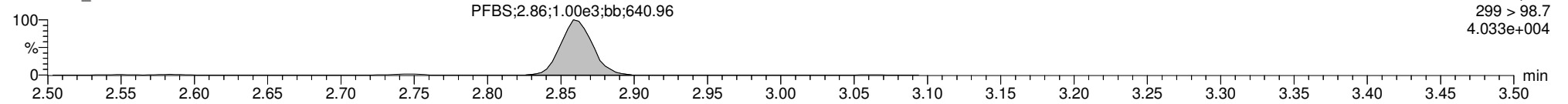
170706G3_30

F2:MRM of 8 channels,ES-
299.0 > 79.7
5.975e+004



170706G3_30

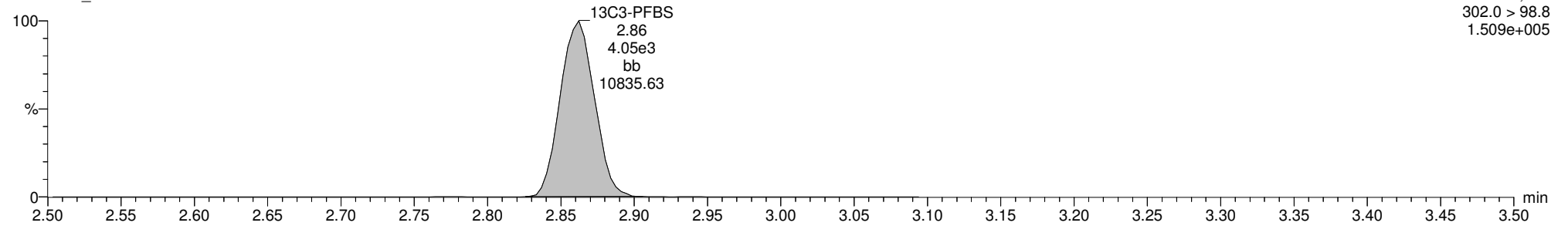
F2:MRM of 8 channels,ES-
299 > 98.7
4.033e+004



13C3-PFBS

170706G3_30

F2:MRM of 8 channels,ES-
302.0 > 98.8
1.509e+005

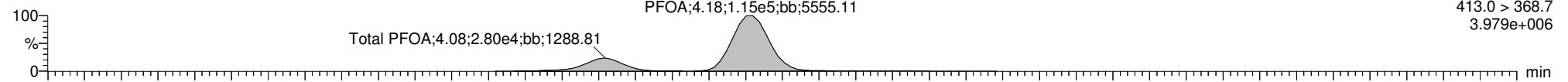


Dataset: U:\G1.PRO\Results\2017\170706G3\170706G3-30.qld
Last Altered: Wednesday, July 19, 2017 17:26:20 Pacific Daylight Time
Printed: Thursday, July 20, 2017 09:02:24 Pacific Daylight Time

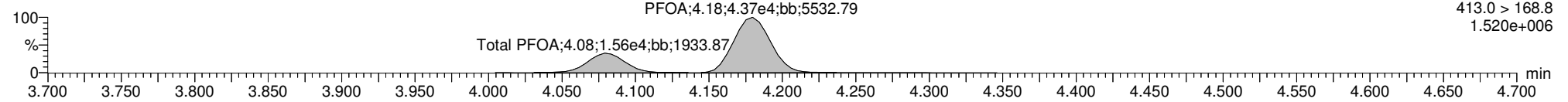
ID: 1700809-01 PX-S34-GW-14-617 0.125, Description: PX-S34-GW-14-617, Name: 170706G3_30, Date: 06-Jul-2017, Time: 23:30:14, Instrument: , Lab: , User:

Total PFOA

170706G3_30

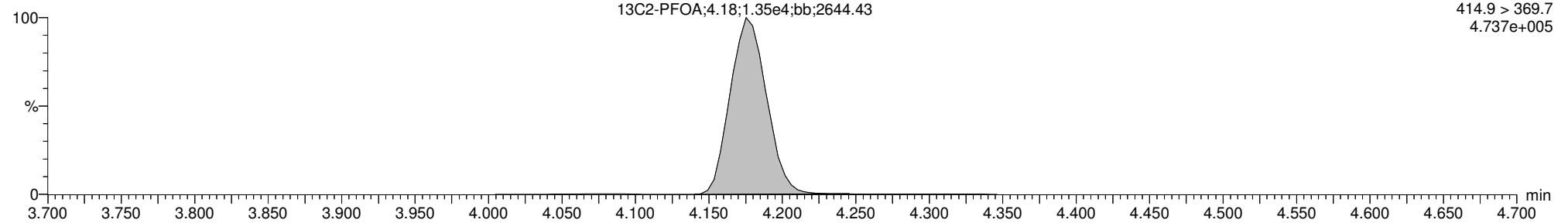


170706G3_30



13C2-PFOA

170706G3_30

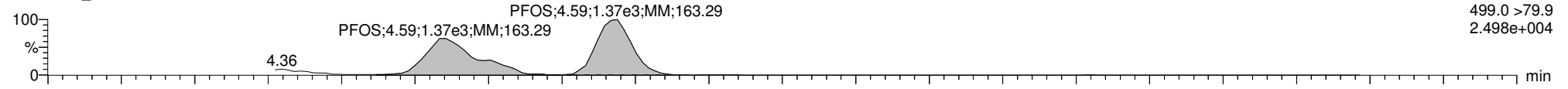


Dataset: U:\G1.PRO\Results\2017\170706G3\170706G3-30.qld
Last Altered: Wednesday, July 19, 2017 17:26:20 Pacific Daylight Time
Printed: Thursday, July 20, 2017 09:02:24 Pacific Daylight Time

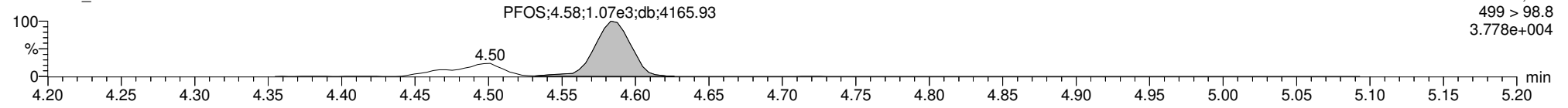
ID: 1700809-01 PX-S34-GW-14-617 0.125, Description: PX-S34-GW-14-617, Name: 170706G3_30, Date: 06-Jul-2017, Time: 23:30:14, Instrument: , Lab: , User:

Total PFOS

170706G3_30

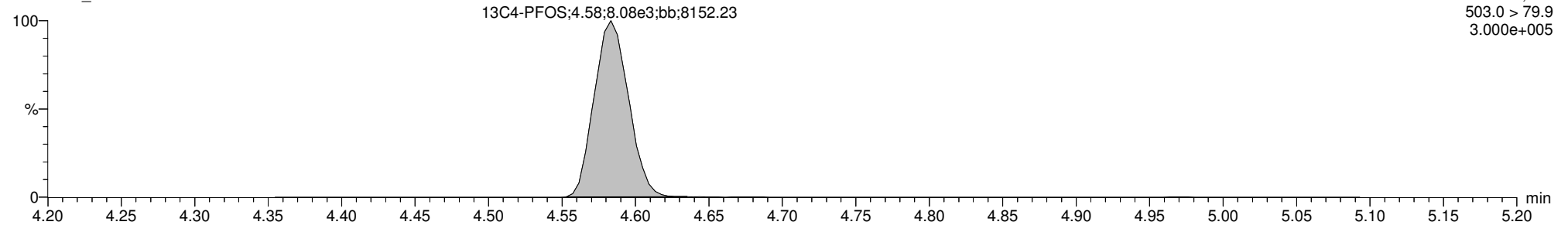


170706G3_30



13C4-PFOS

170706G3_30



Dataset: U:\G1.PRO\Results\2017\170706G3\170706G3-30.qld

Last Altered: Wednesday, July 19, 2017 17:26:20 Pacific Daylight Time

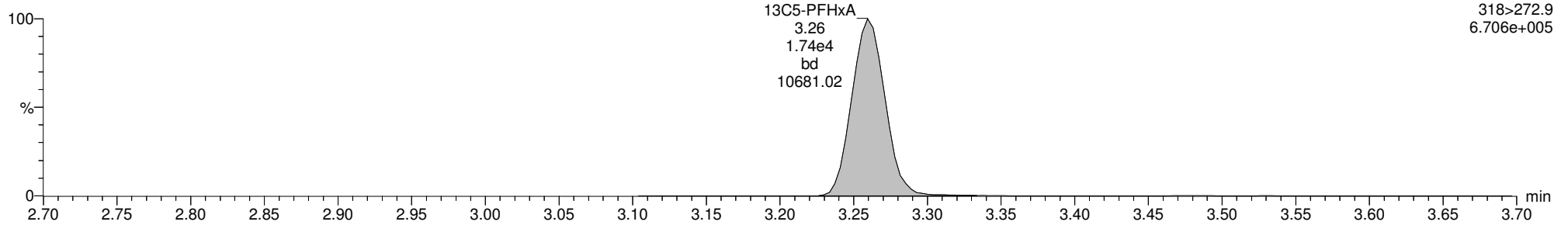
Printed: Thursday, July 20, 2017 09:02:24 Pacific Daylight Time

ID: 1700809-01 PX-S34-GW-14-617 0.125, Description: PX-S34-GW-14-617, Name: 170706G3_30, Date: 06-Jul-2017, Time: 23:30:14, Instrument: , Lab: , User:

13C5-PFHxA

170706G3_30

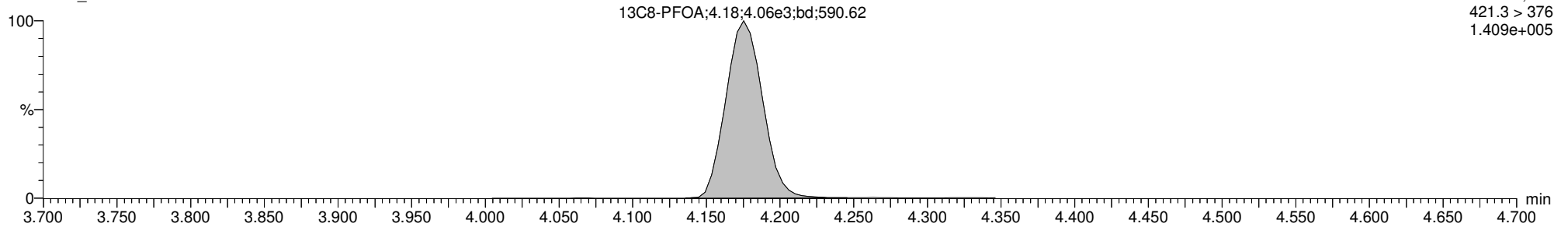
F3:MRM of 11 channels,ES-
318>272.9
6.706e+005



13C8-PFOA

170706G3_30

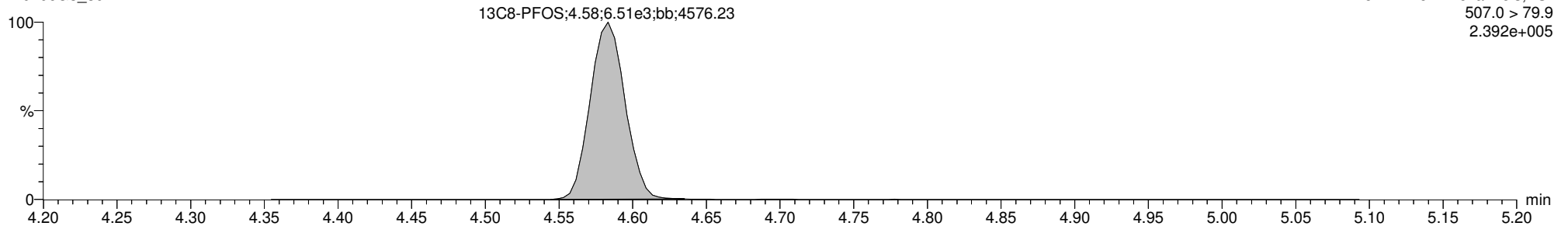
F4:MRM of 4 channels,ES-
421.3 > 376
1.409e+005



13C8-PFOS

170706G3_30

F5:MRM of 12 channels,ES-
507.0 > 79.9
2.392e+005



Dataset: U:\G1.PRO\Results\2017\170719G4\170719G4-5.qld

Last Altered: Thursday, July 20, 2017 09:23:37 Pacific Daylight Time

Printed: Thursday, July 20, 2017 09:24:43 Pacific Daylight Time

Method: U:\G1.pro\MethDB\PFAS_14or16_2trans_0712.mdb 12 Jul 2017 13:38:17

Calibration: U:\G1.pro\CurveDB\C18_VAL-PFC_Q1_7-11-17_L16_2Trans_NEW.cdb 12 Jul 2017 09:08:42

ID: 1700809-01@5X PX-S34-GW-14-617 0.125, Description: PX-S34-GW-14-617, Name: 170719G4_5, Date: 19-Jul-2017, Time: 20:35:43

	# Name	Trace	Peak Area	IS Resp	RRF Mean	wt/vol	RT	Conc.	%Rec
1	7 PFOA	413.0 > 368.7	1.688e4	2.184e3		0.120	4.27	927	
2	17 13C2-PFOA	414.9 > 369.7	2.184e3	6.845e2	3.713	0.120	4.27	89.8	85.9
3	24 13C8-PFOA	421.3 > 376	6.845e2	6.845e2	1.000	0.120	4.27	105	100
4	30 Total PFOA	413.0 > 368.7		2.184e3		0.120		1100	

Dataset: U:\G1.PRO\Results\2017\170719G4\170719G4-5.qld

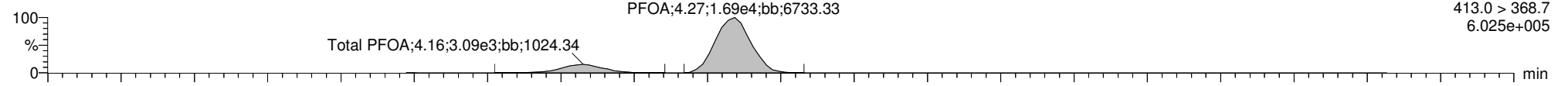
Last Altered: Thursday, July 20, 2017 09:23:37 Pacific Daylight Time
Printed: Thursday, July 20, 2017 09:24:43 Pacific Daylight Time

Method: U:\G1.pro\MethDB\PFAS_14or16_2trans_0712.mdb 12 Jul 2017 13:38:17
Calibration: U:\G1.pro\CurveDB\C18_VAL-PFC_Q1_7-11-17_L16_2Trans_NEW.cdb 12 Jul 2017 09:08:42

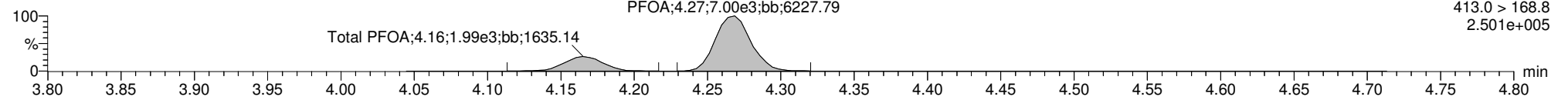
ID: 1700809-01@5X PX-S34-GW-14-617 0.125, Description: PX-S34-GW-14-617, Name: 170719G4_5, Date: 19-Jul-2017, Time: 20:35:43, Instrument: , Lab: , User:

Total PFOA

170719G4_5

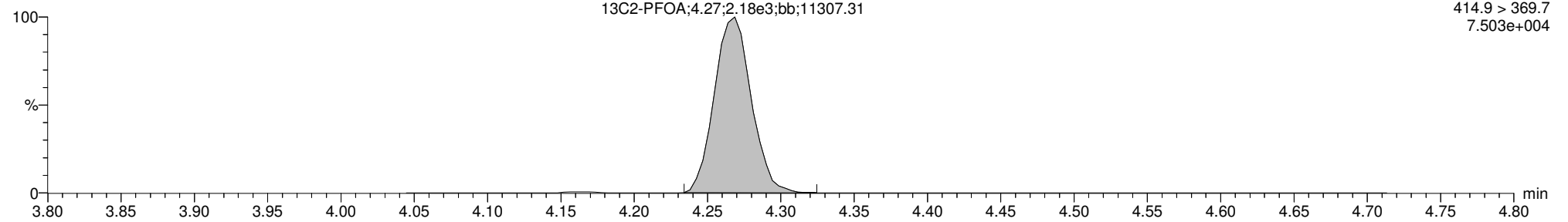


170719G4_5



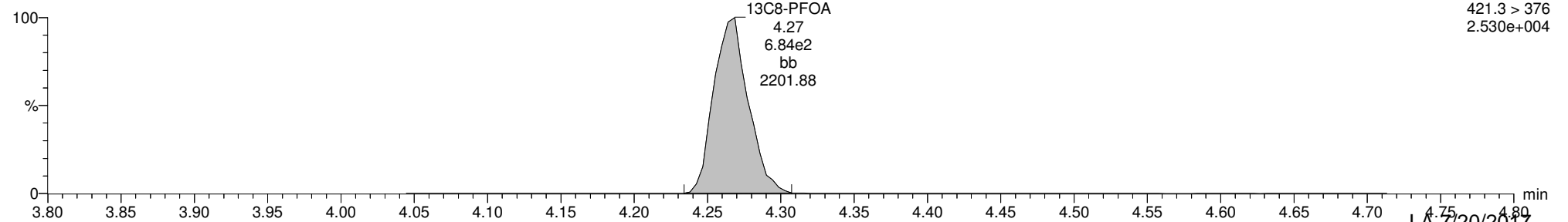
13C2-PFOA

170719G4_5



13C8-PFOA

170719G4_5



LA 7/20/2017

Dataset: U:\G1.PRO\Results\2017\170706G3\170706G3-31.qld

Last Altered: Wednesday, July 19, 2017 17:29:40 Pacific Daylight Time

Printed: Thursday, July 20, 2017 09:07:10 Pacific Daylight Time

Method: U:\G1.pro\MethDB\PFAS_14or16_2trans_0712.mdb 12 Jul 2017 13:38:17

Calibration: U:\G1.pro\CurveDB\C18_VAL-PFC_Q1_7-11-17_L16_2Trans_NEW.cdb 12 Jul 2017 09:08:42

ID: 1700809-02 PX-S34-GW-15-617 0.125, Description: PX-S34-GW-15-617, Name: 170706G3_31, Date: 06-Jul-2017, Time: 23:42:47

	# Name	Trace	Peak Area	IS Resp	RRF Mean	wt/vol	RT	Conc.	%Rec
1	3 PFBS	299.0 > 79.7	1.204e3	3.833e3		0.120	2.86	15.1	
2	7 PFOA	413.0 > 368.7	6.494e4	1.440e4		0.120	4.18	541	
3	9 PFOS	499.0 >79.9	9.831e2	5.432e3		0.120	4.58	32.8	
4	12 13C3-PFBS	302.0 > 98.8	3.833e3	1.599e4	0.260	0.120	2.86	96.5	92.3
5	17 13C2-PFOA	414.9 > 369.7	1.440e4	3.779e3	3.713	0.120	4.18	107	103
6	20 13C8-PFOS	507.0 > 79.9	5.432e3	5.623e3	1.026	0.120	4.58	98.4	94.2
7	22 13C5-PFHxA	318>272.9	1.599e4	1.599e4	1.000	0.120	3.26	104	100
8	24 13C8-PFOA	421.3 > 376	3.779e3	3.779e3	1.000	0.120	4.18	104	100
9	26 13C4-PFOS	503.0 > 79.9	5.623e3	5.623e3	1.000	0.120	4.58	104	100

Dataset: U:\G1.PRO\Results\2017\170706G3\170706G3-31.qld

Last Altered: Wednesday, July 19, 2017 17:29:40 Pacific Daylight Time

Printed: Thursday, July 20, 2017 09:07:27 Pacific Daylight Time

Method: U:\G1.pro\MethDB\PFAS_14or16_2trans_0712.mdb 12 Jul 2017 13:38:17

Calibration: U:\G1.pro\CurveDB\C18_VAL-PFC_Q1_7-11-17_L16_2Trans_NEW.cdb 12 Jul 2017 09:08:42

ID: 1700809-02 PX-S34-GW-15-617 0.125, Description: PX-S34-GW-15-617, Name: 170706G3_31, Date: 06-Jul-2017, Time: 23:42:47

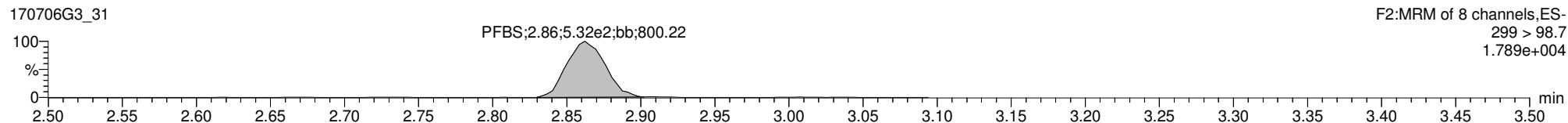
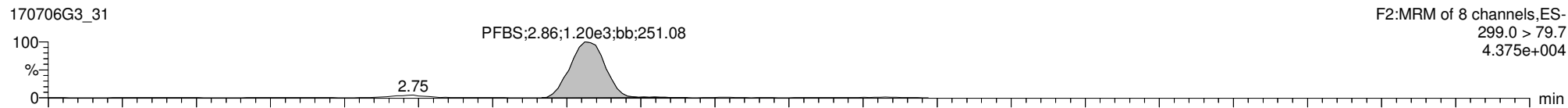
#	Name	Trace	Peak Area	IS Resp	RRF Mean	wt/vol	RT	Conc.	%Rec
1	28 Total PFBS	299.0 > 79.7		3.833e3		0.120		15.1	
2	30 Total PFOA	413.0 > 368.7		1.440e4		0.120		664	
3	31 Total PFOS	499.0 >79.9		5.432e3		0.120		32.8	

Dataset: U:\G1.PRO\Results\2017\170706G3\170706G3-31.qld
Last Altered: Wednesday, July 19, 2017 17:29:40 Pacific Daylight Time
Printed: Thursday, July 20, 2017 09:07:10 Pacific Daylight Time

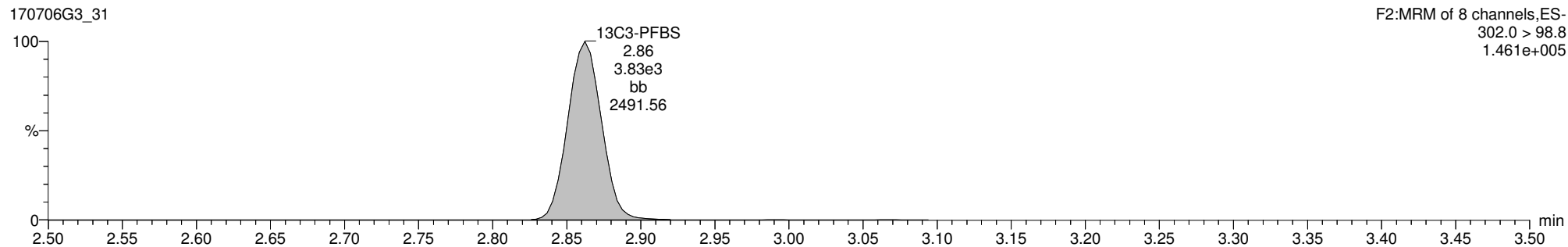
Method: U:\G1.pro\MethDB\PFAS_14or16_2trans_0712.mdb 12 Jul 2017 13:38:17
Calibration: U:\G1.pro\CurveDB\C18_VAL-PFC_Q1_7-11-17_L16_2Trans_NEW.cdb 12 Jul 2017 09:08:42

ID: 1700809-02 PX-S34-GW-15-617 0.125, Description: PX-S34-GW-15-617, Name: 170706G3_31, Date: 06-Jul-2017, Time: 23:42:47, Instrument: , Lab: , User:

Total PFBS



13C3-PFBS

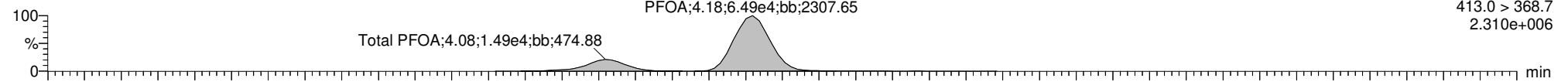


Dataset: U:\G1.PRO\Results\2017\170706G3\170706G3-31.qld
Last Altered: Wednesday, July 19, 2017 17:29:40 Pacific Daylight Time
Printed: Thursday, July 20, 2017 09:07:10 Pacific Daylight Time

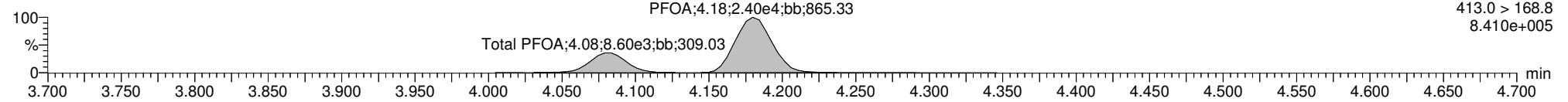
ID: 1700809-02 PX-S34-GW-15-617 0.125, Description: PX-S34-GW-15-617, Name: 170706G3_31, Date: 06-Jul-2017, Time: 23:42:47, Instrument: , Lab: , User:

Total PFOA

170706G3_31

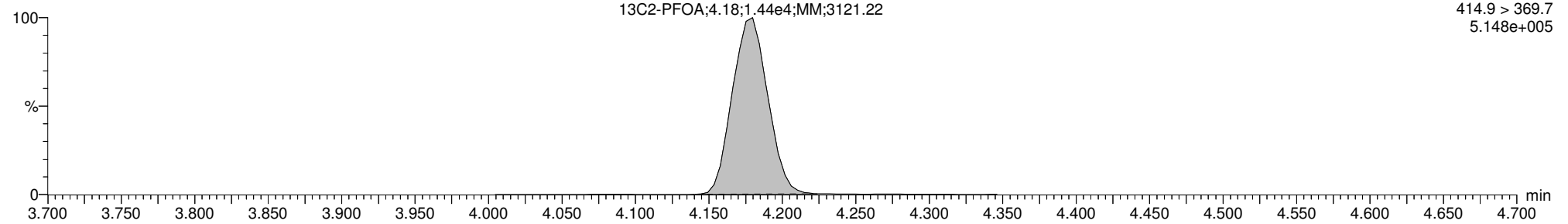


170706G3_31



13C2-PFOA

170706G3_31



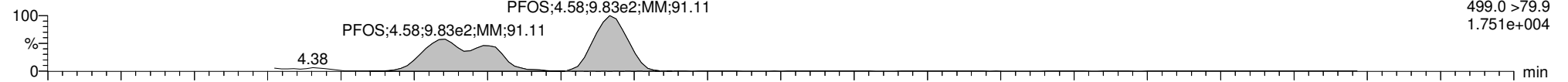
Dataset: U:\G1.PRO\Results\2017\170706G3\170706G3-31.qld
Last Altered: Wednesday, July 19, 2017 17:29:40 Pacific Daylight Time
Printed: Thursday, July 20, 2017 09:07:10 Pacific Daylight Time

ID: 1700809-02 PX-S34-GW-15-617 0.125, Description: PX-S34-GW-15-617, Name: 170706G3_31, Date: 06-Jul-2017, Time: 23:42:47, Instrument: , Lab: , User:

Total PFOS

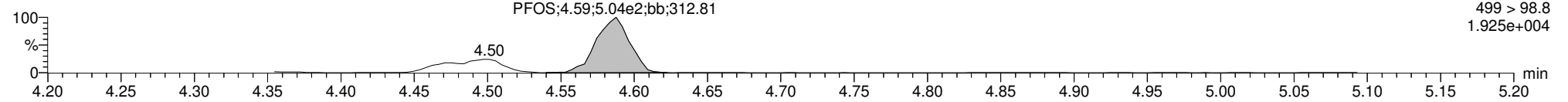
170706G3_31

F5:MRM of 12 channels,ES-
499.0 >79.9
1.751e+004



170706G3_31

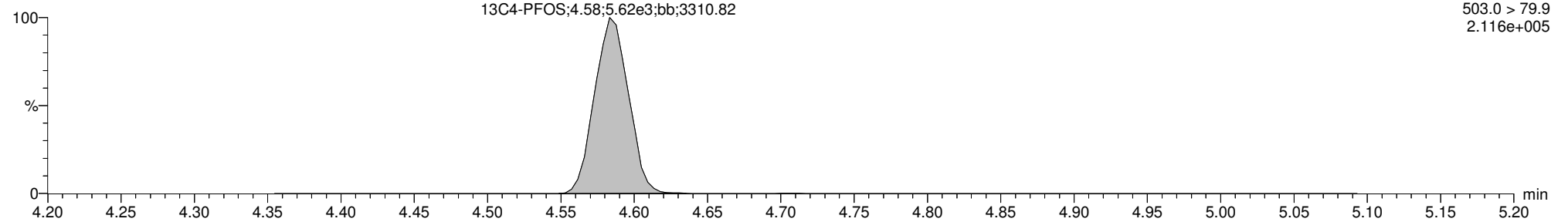
F5:MRM of 12 channels,ES-
499 > 98.8
1.925e+004



13C4-PFOS

170706G3_31

F5:MRM of 12 channels,ES-
503.0 > 79.9
2.116e+005



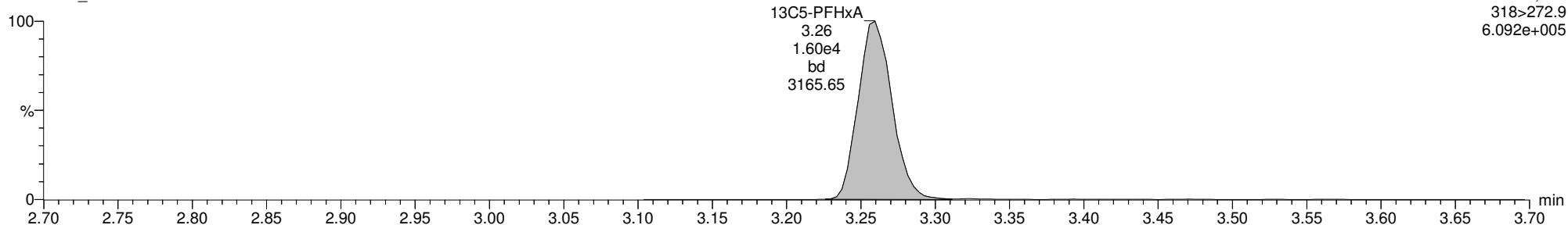
Dataset: U:\G1.PRO\Results\2017\170706G3\170706G3-31.qld
Last Altered: Wednesday, July 19, 2017 17:29:40 Pacific Daylight Time
Printed: Thursday, July 20, 2017 09:07:10 Pacific Daylight Time

ID: 1700809-02 PX-S34-GW-15-617 0.125, Description: PX-S34-GW-15-617, Name: 170706G3_31, Date: 06-Jul-2017, Time: 23:42:47, Instrument: , Lab: , User:

13C5-PFHxA

170706G3_31

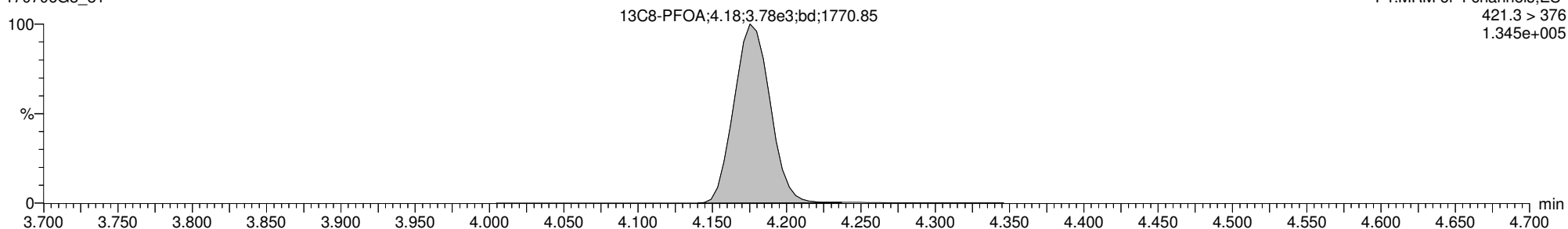
F3:MRM of 11 channels,ES-
318>272.9
6.092e+005



13C8-PFOA

170706G3_31

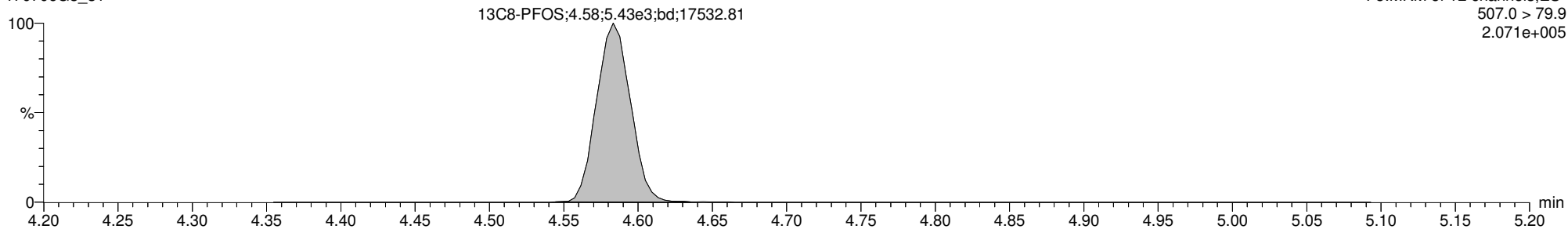
F4:MRM of 4 channels,ES-
421.3 > 376
1.345e+005



13C8-PFOS

170706G3_31

F5:MRM of 12 channels,ES-
507.0 > 79.9
2.071e+005



CONTINUING CALIBRATION

Dataset: U:\G1.PRO\Results\2017\170706G3\170706G3-7.qld

Last Altered: Friday, July 07, 2017 15:31:26 Pacific Daylight Time
 Printed: Tuesday, July 11, 2017 15:01:50 Pacific Daylight Time

Method: U:\G1.PRO\MethDB\PFAS_14or16_2trans_0630.mdb 30 Jun 2017 17:00:08
 Calibration: U:\G1.PRO\CurveDB\C18_VAL-PFC_Q1_6-30-17_L16_2Trans.cdb 30 Jun 2017 17:15:07

Name: 170706G3_7, Date: 06-Jul-2017, Time: 18:41:02, ID: ST170706G3-6 PFC CS3 17G0605, Description: PFC CS3 17G0605

#	Name	Trace	Response	IS Resp	RRF	Wt/Vol	RT	Conc.	%Rec
1	1 PFBA	212.9 > 168.9	1.19e4	1.96e4		1.000	1.61	7.97	79.7
2	2 PFPeA	263.0 > 218.8	5.78e3	7.60e3		1.000	2.57	10.7	107.1
3	3 PFBS	299.0 > 79.7	6.48e3	4.20e3		1.000	2.84	10.8	107.8
4	4 PFHxA	312.9 > 268.9	8.40e3	6.77e3		1.000	3.25	9.46	94.6
5	5 PFHpA	363 > 318.9	1.44e4	8.80e3		1.000	3.75	9.49	94.9
6	6 PFHxS	398.9 > 79.6	4.41e3	4.40e3		1.000	3.88	10.7	107.5
7	7 PFOA	413.0 > 368.7	1.13e4	1.71e4		1.000	4.17	9.63	96.3
8	8 PFNA	463.0 > 418.8	9.23e3	4.96e3		1.000	4.51	9.88	98.8
9	9 PFOS	499.0 > 79.9	1.88e3	4.09e3		1.000	4.57	11.2	112.5
10	10 PFDA	512.7 > 219.0	9.67e2	7.74e3		1.000	4.80	8.77	87.7
11	11 13C3-PFBA	215.9 > 171.8	1.96e4	1.92e4	1.052	1.000	1.61	12.2	97.3
12	12 13C3-PFBS	302.0 > 98.8	4.20e3	2.07e4	0.281	1.000	2.84	9.02	72.1
13	13 13C3-PFPeA	266.0 > 221.8	7.60e3	2.07e4	0.462	1.000	2.57	9.95	79.6
14	14 13C2-PFHxA	315.0 > 269.8	6.77e3	2.07e4	0.406	1.000	3.25	10.1	80.6
15	15 13C4-PFHpA	367.2 > 321.8	8.80e3	2.07e4	0.564	1.000	3.75	9.42	75.4
16	16 18O2-PFHxS	403 > 102.6	4.40e3	1.12e4	0.501	1.000	3.88	9.78	78.2
17	17 13C2-PFOA	414.9 > 369.7	1.71e4	6.17e3	3.020	1.000	4.17	11.4	91.6
18	18 13C5-PFNA	468.2 > 422.9	4.96e3	7.31e3	0.880	1.000	4.51	9.64	77.1
19	19 13C2-PFDA	514.8 > 469.7	7.74e3	4.04e3	2.292	1.000	4.80	10.5	83.7
20	20 13C8-PFOS	507.0 > 79.9	4.09e3	5.65e3	1.031	1.000	4.57	8.77	70.2
21	21 13C4-PFBA	216.9 > 171.8	1.92e4	1.92e4	1.000	1.000	1.61	12.5	100.0
22	22 13C5-PFHxA	318 > 272.9	2.07e4	2.07e4	1.000	1.000	3.24	12.5	100.0
23	23 13C3-PFHxS	401.9 > 79.9	1.12e4	1.12e4	1.000	1.000	3.88	12.5	100.0
24	24 13C8-PFOA	421.3 > 376	6.17e3	6.17e3	1.000	1.000	4.16	12.5	100.0
25	25 13C9-PFNA	472.2 > 426.9	7.31e3	7.31e3	1.000	1.000	4.51	12.5	100.0
26	26 13C4-PFOS	503.0 > 79.9	5.65e3	5.65e3	1.000	1.000	4.57	12.5	100.0
27	27 13C6-PFDA	519.10 > 47...	4.04e3	4.04e3	1.000	1.000	4.80	12.5	100.0

70-130

50-150

Handwritten: 7/11/17

Dataset: Untitled

Last Altered: Tuesday, July 11, 2017 15:14:49 Pacific Daylight Time

Printed: Tuesday, July 11, 2017 15:15:08 Pacific Daylight Time

Method: U:\G1.pro\MethDB\PFAS_14or16_2trans_0630.mdb 10 Jul 2017 16:23:41
Calibration: U:\G1.pro\CurveDB\IC18_VAL-PFC_Q1_6-30-17_L16_2Trans.cdb 30 Jun 2017 17:15:07

Compound name: PFBA

	Name	ID	Acq.Date	Acq.Time
1	170706G3_1	IPA	06-Jul-17	17:25:49
2	170706G3_2	ST170706G3-1 PFC CS-2 17G0530	06-Jul-17	17:38:19
3	170706G3_3	ST170706G3-2 PFC CS-1 17G0531	06-Jul-17	17:50:49
4	170706G3_4	ST170706G3-3 PFC CS0 17G0532	06-Jul-17	18:03:22
5	170706G3_5	ST170706G3-4 PFC CS1 17G0533	06-Jul-17	18:15:54
6	170706G3_6	ST170706G3-5 PFC CS2 17G0534	06-Jul-17	18:28:28
7	170706G3_7	ST170706G3-6 PFC CS3 17G0605 (B)	06-Jul-17	18:41:02
8	170706G3_8	ST170706G3-7 PFC CS4 17G0536	06-Jul-17	18:53:35
9	170706G3_9	ST170706G3-8 PFC CS5 17G0537	06-Jul-17	19:06:08
10	170706G3_10	IPA	06-Jul-17	19:18:57
11	170706G3_11	SS170706G3-1 PFC SSS 17G0529	06-Jul-17	19:31:25
12	170706G3_12	IPA	06-Jul-17	19:43:56
13	170706G3_13	B7G0008-BS1 OPR 0.125	06-Jul-17	19:56:33
14	170706G3_14	IPA	06-Jul-17	20:09:28
15	170706G3_15	B7G0008-BLK1 Method Blank 0.125	06-Jul-17	20:22:04
16	170706G3_16	1700799-01 7 INFLUENT-NS 0.125	06-Jul-17	20:34:34
17	170706G3_17	1700799-02 7 MID-GAC-NS 0.125	06-Jul-17	20:47:07
18	170706G3_18	1700799-03 7 MID-GAC-DS 0.125	06-Jul-17	20:59:41
19	170706G3_19	1700799-04 7 EFFLUENT-NS 0.125	06-Jul-17	21:12:14
20	170706G3_20	1700806-01 MW-1 0.125	06-Jul-17	21:24:47
21	170706G3_21	1700806-02 MW-2 0.125	06-Jul-17	21:37:21
22	170706G3_22	1700807-01 MW-3 0.125	06-Jul-17	21:49:50
23	170706G3_23	1700807-02 SH-102 0.125	06-Jul-17	22:02:23
24	170706G3_24	1700808-01 GEO-6 0.125	06-Jul-17	22:15:00
25	170706G3_25	1700808-02 MW-11 0.125	06-Jul-17	22:27:29
26	170706G3_26	IPA	06-Jul-17	22:40:02
27	170706G3_27	ST170706G3-9 PFC CS3 17G0605	06-Jul-17	22:52:37
28	170706G3_28	IPA	06-Jul-17	23:05:10
29	170706G3_29	1700808-03 SVE-2 0.125	06-Jul-17	23:17:42
30	170706G3_30	1700809-01 PX-S34-GW-14-617 0.125	06-Jul-17	23:30:14
31	170706G3_31	1700809-02 PX-S34-GW-15-617 0.125	06-Jul-17	23:42:47

(B) CURVE NOT USED. ^{See 7/11/17} ~~see~~ CS3 falls in
with previous curve. ^{See 7/11/17}

Dataset: Untitled

Last Altered: Tuesday, July 11, 2017 15:14:49 Pacific Daylight Time

Printed: Tuesday, July 11, 2017 15:15:08 Pacific Daylight Time

Compound name: PFBA

	Name	ID	Acq.Date	Acq.Time
32	170706G3_32	IPA	06-Jul-17	23:55:20
33	170706G3_33	ST170706G3-10 PFC CS3 17G0605	07-Jul-17	00:08:15
34	170706G3_34	IPA	07-Jul-17	00:20:43

LC Calibration Standards Review Checklist

Q1

Calibration ID:	L M H	ION Ratio	Concentration	C-Cals Name	Sign Date	Correct I-Cal	Manual Integrations	
(B) <u>ST17070663 - 6</u> ↓ (A) <u>-10</u>	(L)(M)H	NA <input type="checkbox"/>	<input checked="" type="checkbox"/>	<input checked="" type="checkbox"/>	<input checked="" type="checkbox"/>	<input checked="" type="checkbox"/>	<input checked="" type="checkbox"/>	NA <input type="checkbox"/>
<u>-9</u>	(L)(M)H	<input type="checkbox"/>	<input checked="" type="checkbox"/>	<input checked="" type="checkbox"/>	<input checked="" type="checkbox"/>	<input checked="" type="checkbox"/>	<input checked="" type="checkbox"/>	<input type="checkbox"/>
	(L)(M)H	<input checked="" type="checkbox"/>	<input checked="" type="checkbox"/>	<input checked="" type="checkbox"/>	<input checked="" type="checkbox"/>	<input checked="" type="checkbox"/>	<input checked="" type="checkbox"/>	<input checked="" type="checkbox"/>
	L M H	<input type="checkbox"/>	<input type="checkbox"/>	<input type="checkbox"/>	<input type="checkbox"/>	<input type="checkbox"/>	<input type="checkbox"/>	<input type="checkbox"/>
	L M H	<input type="checkbox"/>	<input type="checkbox"/>	<input type="checkbox"/>	<input type="checkbox"/>	<input type="checkbox"/>	<input type="checkbox"/>	<input type="checkbox"/>
	L M H	<input type="checkbox"/>	<input type="checkbox"/>	<input type="checkbox"/>	<input type="checkbox"/>	<input type="checkbox"/>	<input type="checkbox"/>	<input type="checkbox"/>
	L M H	<input type="checkbox"/>	<input type="checkbox"/>	<input type="checkbox"/>	<input type="checkbox"/>	<input type="checkbox"/>	<input type="checkbox"/>	<input type="checkbox"/>
	L M H	<input type="checkbox"/>	<input type="checkbox"/>	<input type="checkbox"/>	<input type="checkbox"/>	<input type="checkbox"/>	<input type="checkbox"/>	<input type="checkbox"/>
	L M H	<input type="checkbox"/>	<input type="checkbox"/>	<input type="checkbox"/>	<input type="checkbox"/>	<input type="checkbox"/>	<input type="checkbox"/>	<input type="checkbox"/>
	L M H	<input type="checkbox"/>	<input type="checkbox"/>	<input type="checkbox"/>	<input type="checkbox"/>	<input type="checkbox"/>	<input type="checkbox"/>	<input type="checkbox"/>

Full Mass Cal. Date: 4/5/17

Run Log Present:

of Samples per Sequence Checked:

Reviewed By: DM 7/11/17
 Initials/Date

Comments:
 (A) PFBA out of limits. Not used
 (B) Curve not used. CS3 falls in with previous curve.

Dataset: U:\G1.PRO\Results\2017\170706G3\170706G3-7.qld

Last Altered: Friday, July 07, 2017 15:31:26 Pacific Daylight Time
Printed: Tuesday, July 11, 2017 15:01:30 Pacific Daylight Time

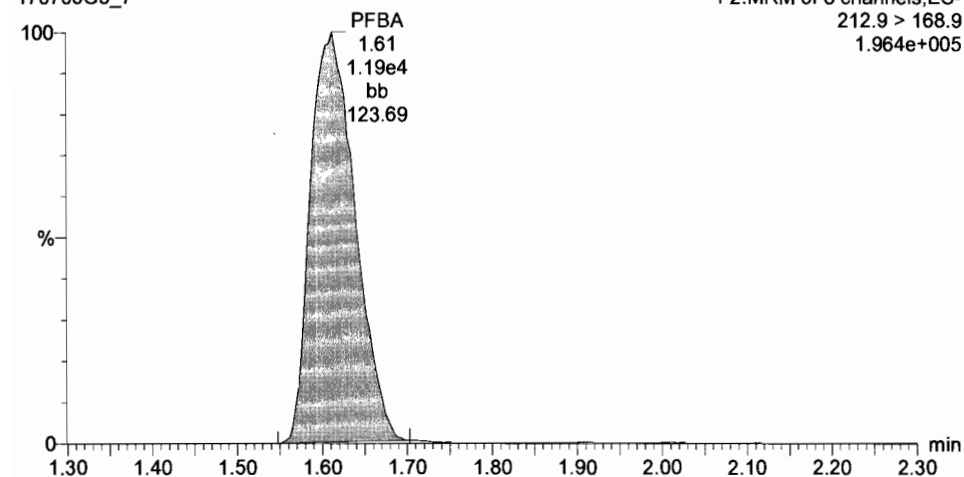
Method: U:\G1.PRO\MethDB\PFAS_14or16_2trans_0630.mdb 30 Jun 2017 17:00:08

Calibration: U:\G1.PRO\CurveDB\IC18_VAL-PFC_Q1_6-30-17_L16_2Trans.cdb 30 Jun 2017 17:15:07

ID: ST170706G3-6 PFC CS3 17G0605, Description: PFC CS3 17G0605, Name: 170706G3_7, Date: 06-Jul-2017, Time: 18:41:02, Instrument: , Lab: , User:

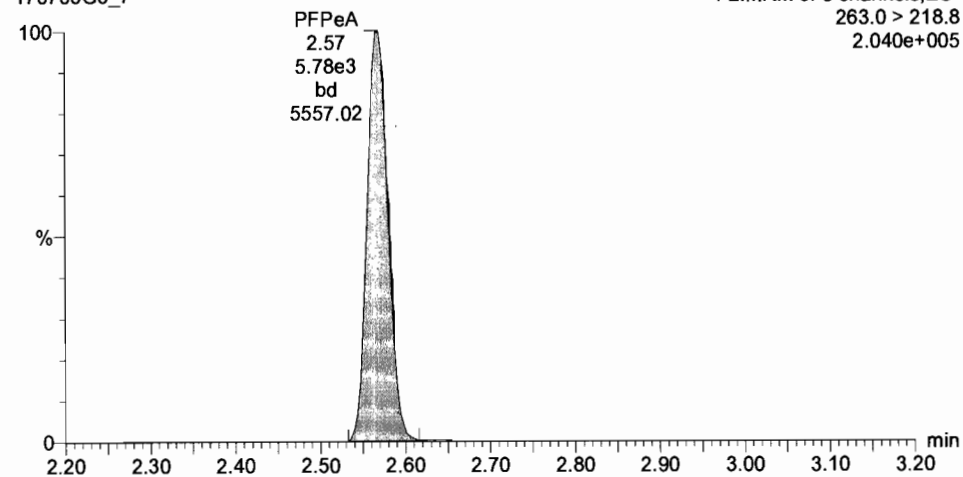
PFBA

170706G3_7



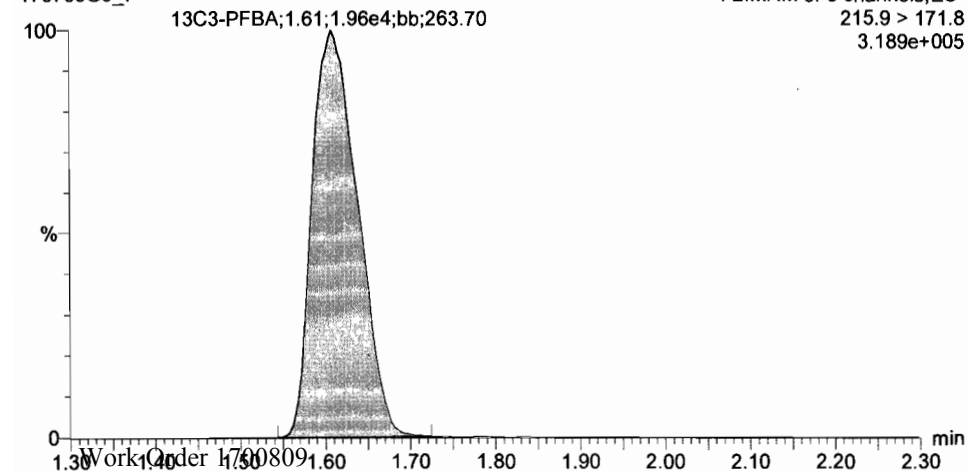
PFPeA

170706G3_7



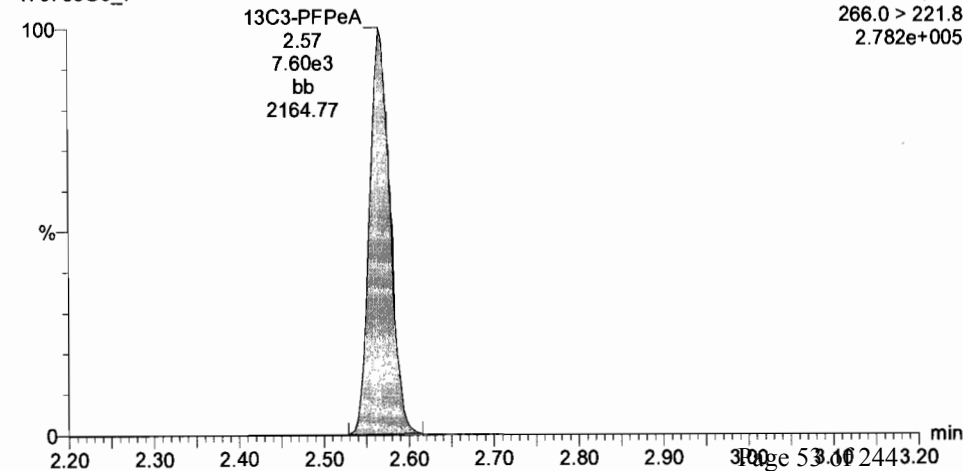
13C3-PFBA

170706G3_7



13C3-PFPeA

170706G3_7

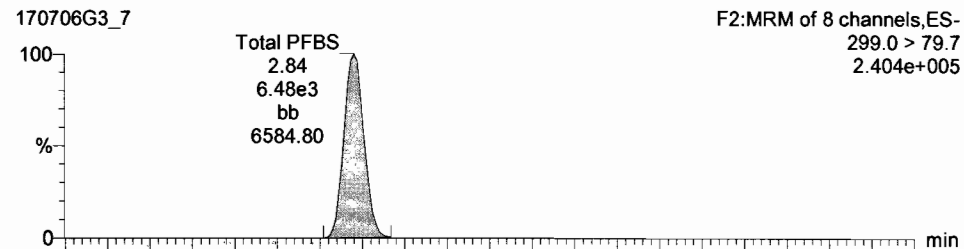


Dataset: U:\G1.PRO\Results\2017\170706G3\170706G3-7.qld

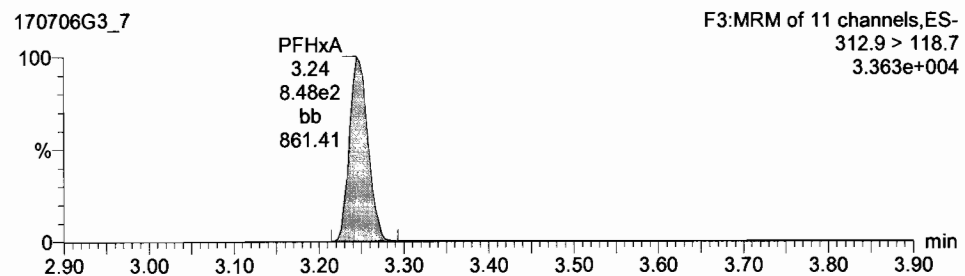
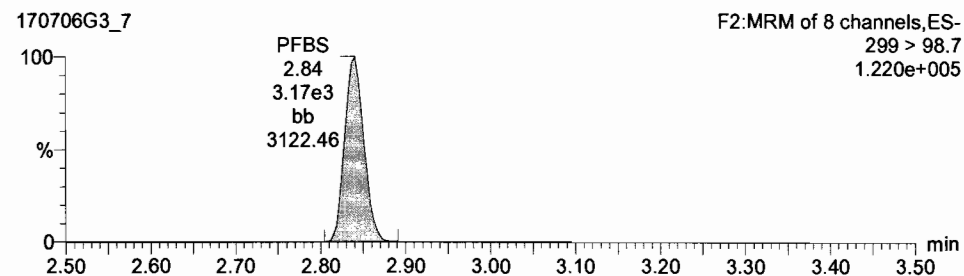
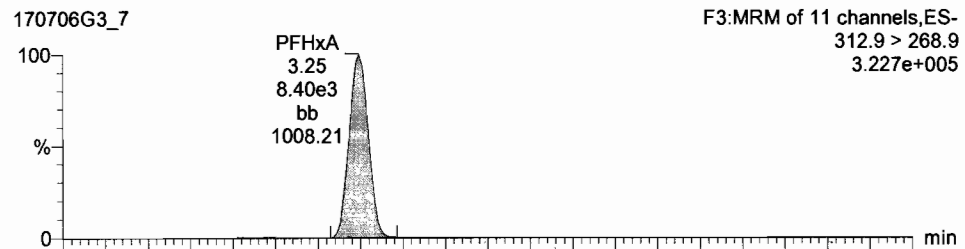
Last Altered: Friday, July 07, 2017 15:31:26 Pacific Daylight Time
Printed: Tuesday, July 11, 2017 15:01:30 Pacific Daylight Time

ID: ST170706G3-6 PFC CS3 17G0605, Description: PFC CS3 17G0605, Name: 170706G3_7, Date: 06-Jul-2017, Time: 18:41:02, Instrument: , Lab: , User:

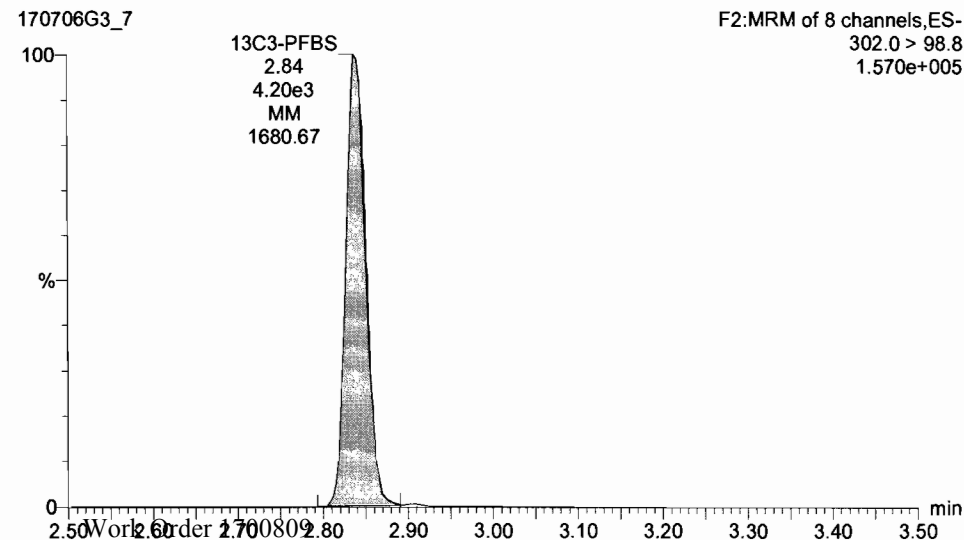
Total PFBS



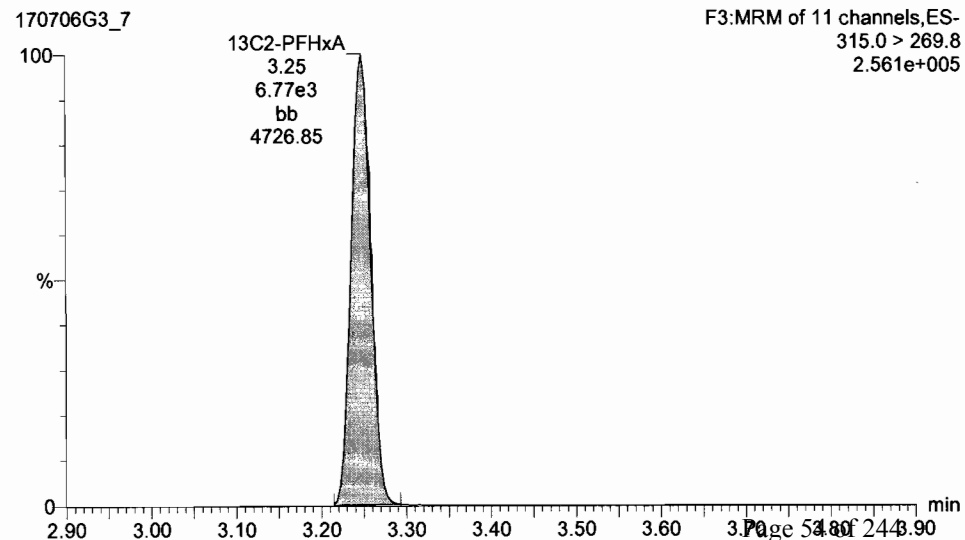
PFHxA



13C3-PFBS



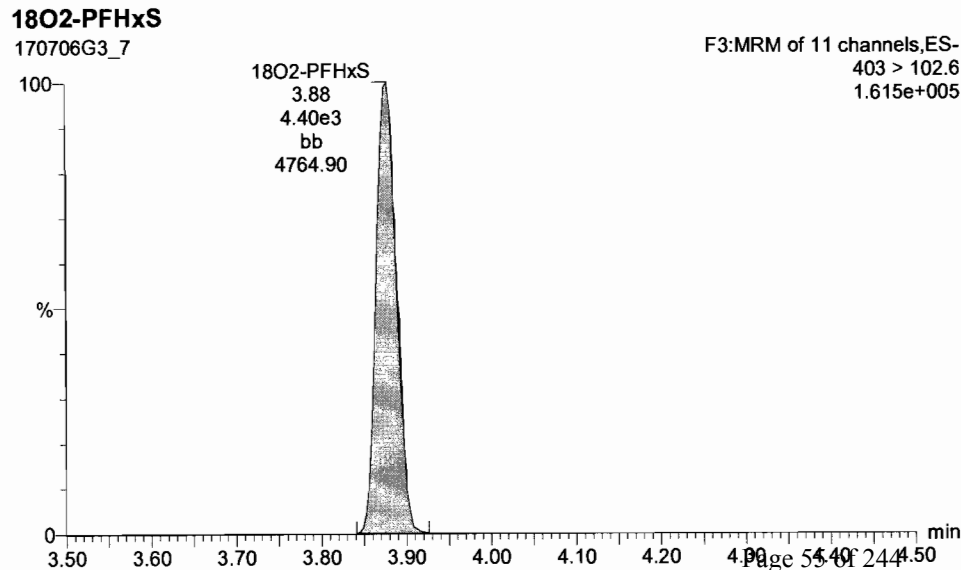
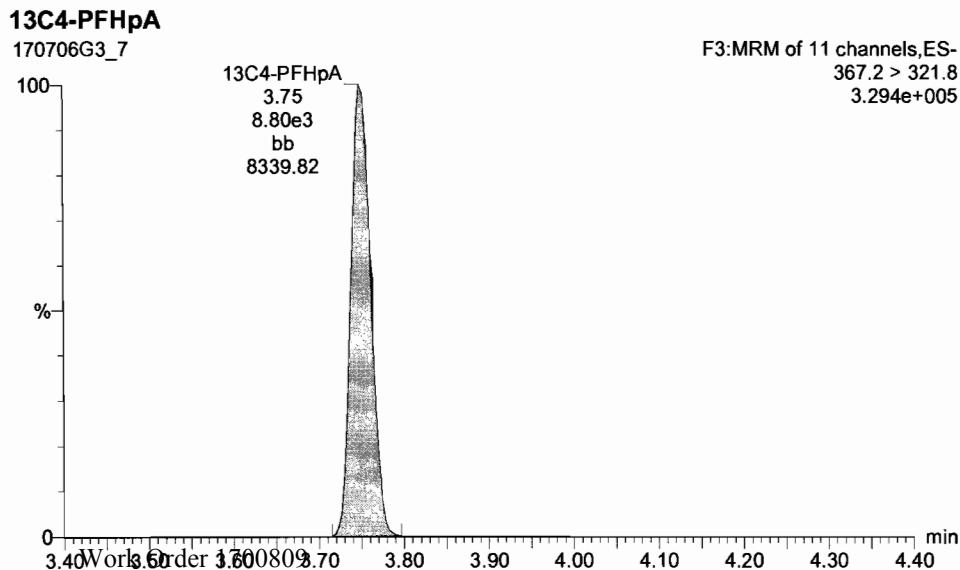
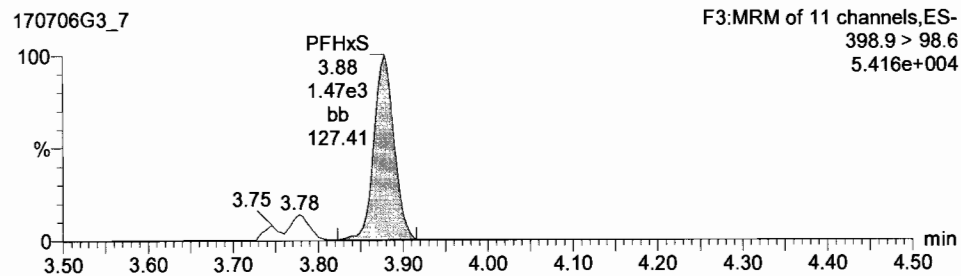
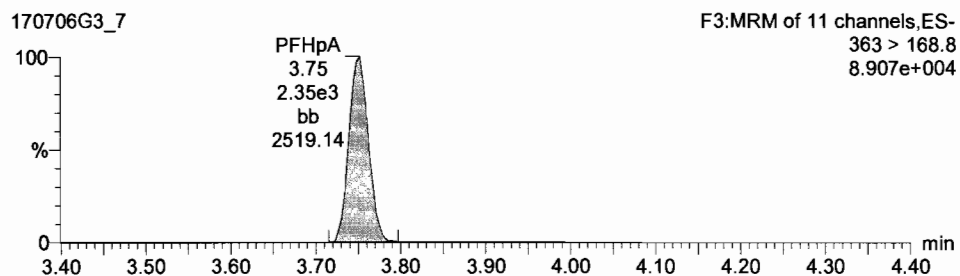
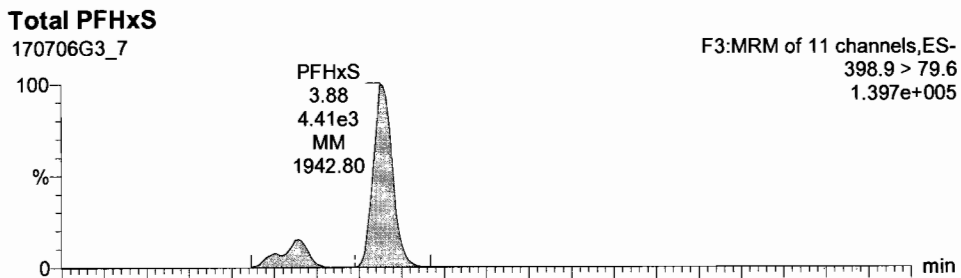
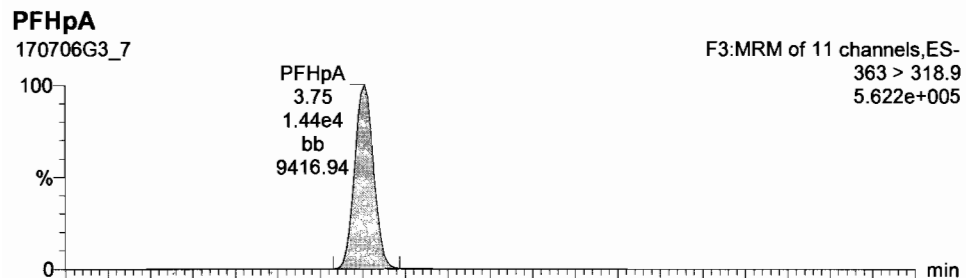
13C2-PFHxA



Dataset: U:\G1.PRO\Results\2017\170706G3\170706G3-7.qld

Last Altered: Friday, July 07, 2017 15:31:26 Pacific Daylight Time
Printed: Tuesday, July 11, 2017 15:01:30 Pacific Daylight Time

ID: ST170706G3-6 PFC CS3 17G0605, Description: PFC CS3 17G0605, Name: 170706G3_7, Date: 06-Jul-2017, Time: 18:41:02, Instrument: , Lab: , User:



Dataset: U:\G1.PRO\Results\2017\170706G3\170706G3-7.qld

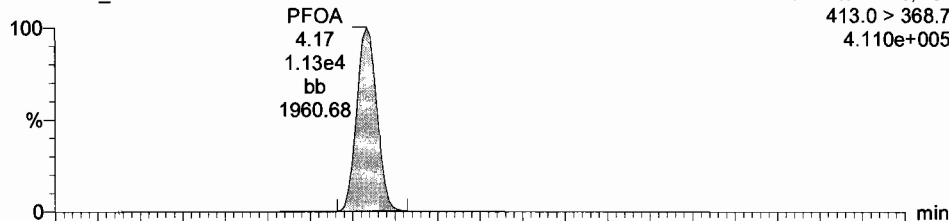
Last Altered: Friday, July 07, 2017 15:31:26 Pacific Daylight Time
Printed: Tuesday, July 11, 2017 15:01:30 Pacific Daylight Time

ID: ST170706G3-6 PFC CS3 17G0605, Description: PFC CS3 17G0605, Name: 170706G3_7, Date: 06-Jul-2017, Time: 18:41:02, Instrument: , Lab: , User:

Total PFOA

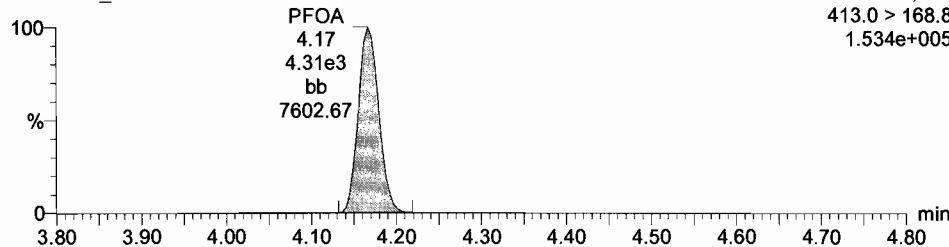
170706G3_7

F4:MRM of 4 channels,ES-
413.0 > 368.7
4.110e+005



170706G3_7

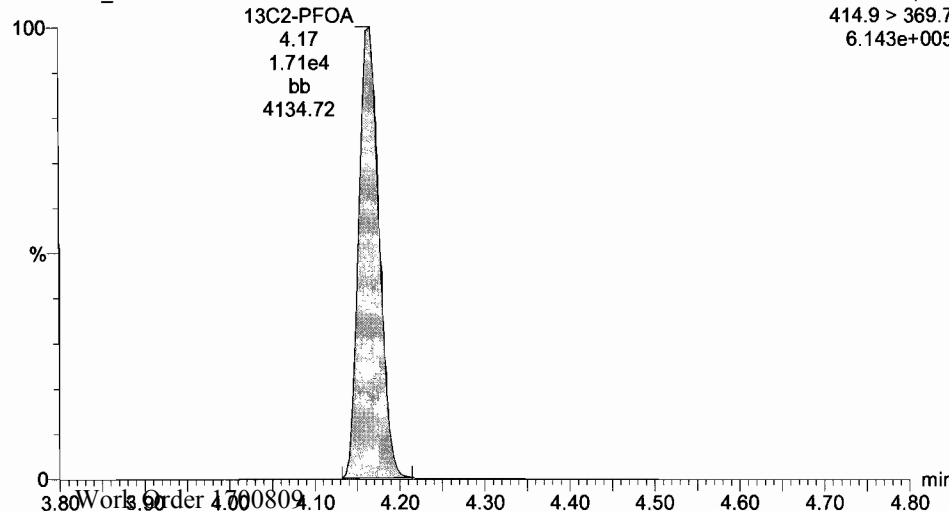
F4:MRM of 4 channels,ES-
413.0 > 168.8
1.534e+005



13C2-PFOA

170706G3_7

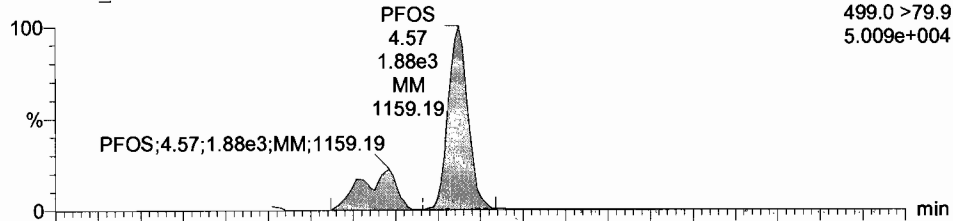
F4:MRM of 4 channels,ES-
414.9 > 369.7
6.143e+005



Total PFOS

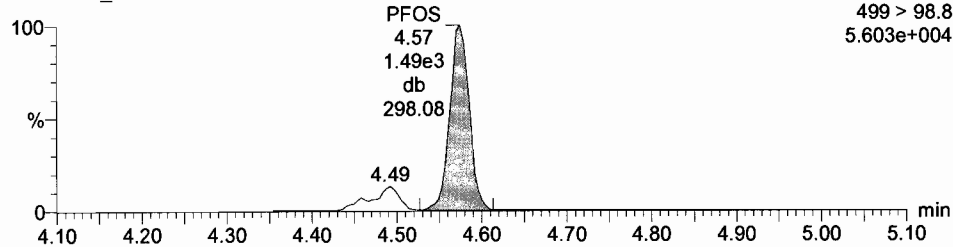
170706G3_7

F5:MRM of 12 channels,ES-
499.0 > 79.9
5.009e+004



170706G3_7

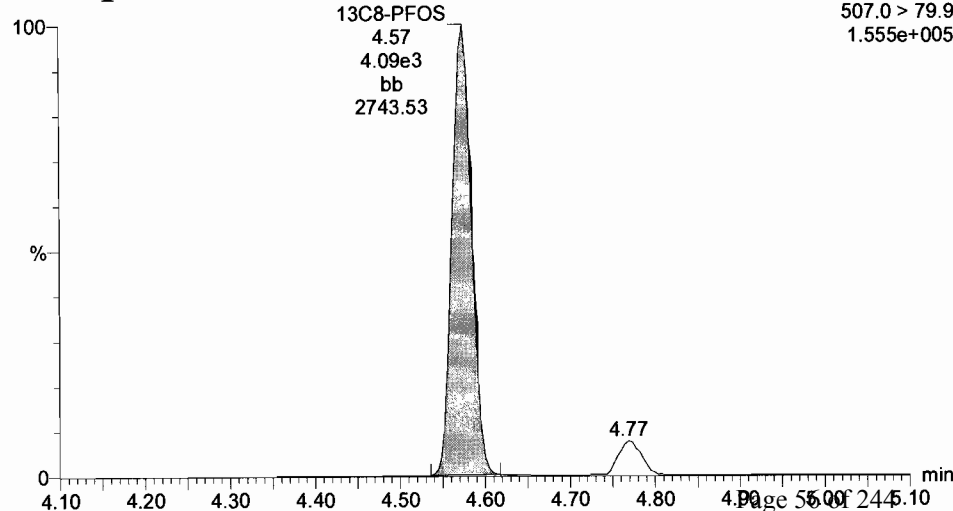
F5:MRM of 12 channels,ES-
499 > 98.8
5.603e+004



13C8-PFOS

170706G3_7

F5:MRM of 12 channels,ES-
507.0 > 79.9
1.555e+005



Dataset: U:\G1.PRO\Results\2017\170706G3\170706G3-7.qld

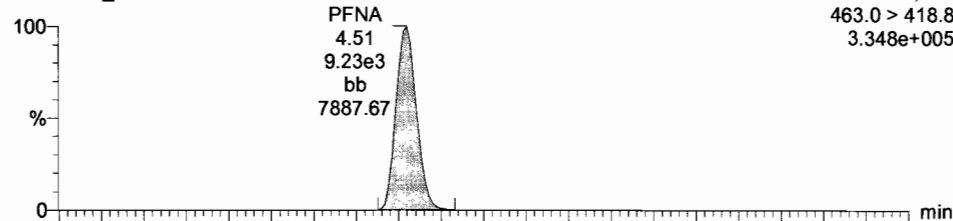
Last Altered: Friday, July 07, 2017 15:31:26 Pacific Daylight Time
Printed: Tuesday, July 11, 2017 15:01:30 Pacific Daylight Time

ID: ST170706G3-6 PFC CS3 17G0605, Description: PFC CS3 17G0605, Name: 170706G3_7, Date: 06-Jul-2017, Time: 18:41:02, Instrument: , Lab: , User:

PFNA

170706G3_7


F5:MRM of 12 channels,ES-
463.0 > 418.8
3.348e+005



PFDA

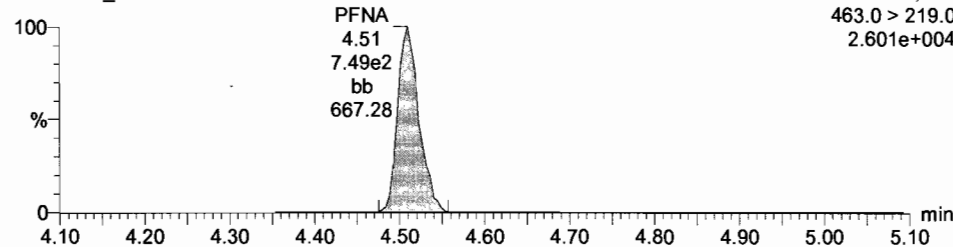
170706G3_7

F5:MRM of 12 channels,ES-
512.7 > 219.0
3.700e+004



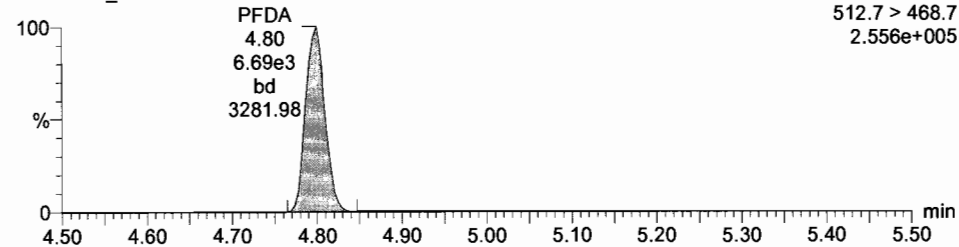
170706G3_7

F5:MRM of 12 channels,ES-
463.0 > 219.0
2.601e+004



170706G3_7

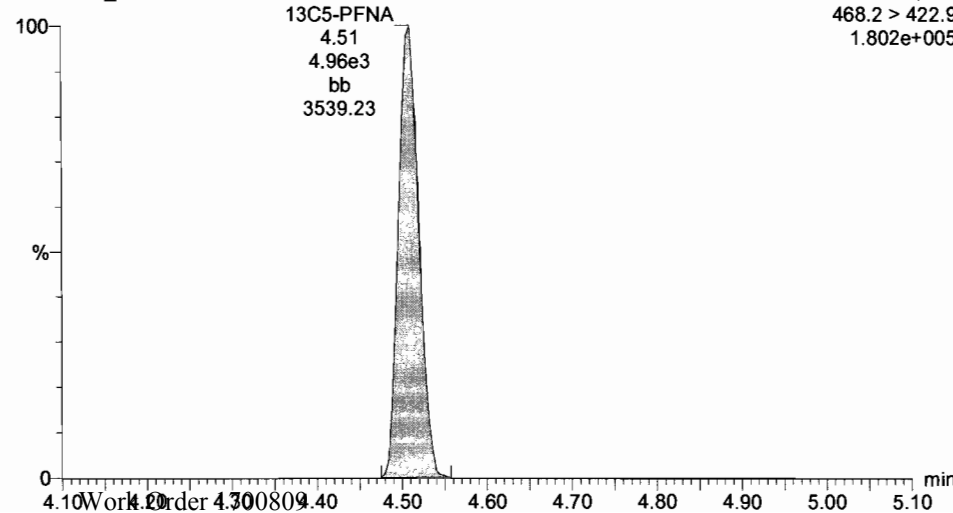
F5:MRM of 12 channels,ES-
512.7 > 468.7
2.556e+005



13C5-PFNA

170706G3_7

F5:MRM of 12 channels,ES-
468.2 > 422.9
1.802e+005



Dataset: U:\G1.PRO\Results\2017\170706G3\170706G3-7.qld

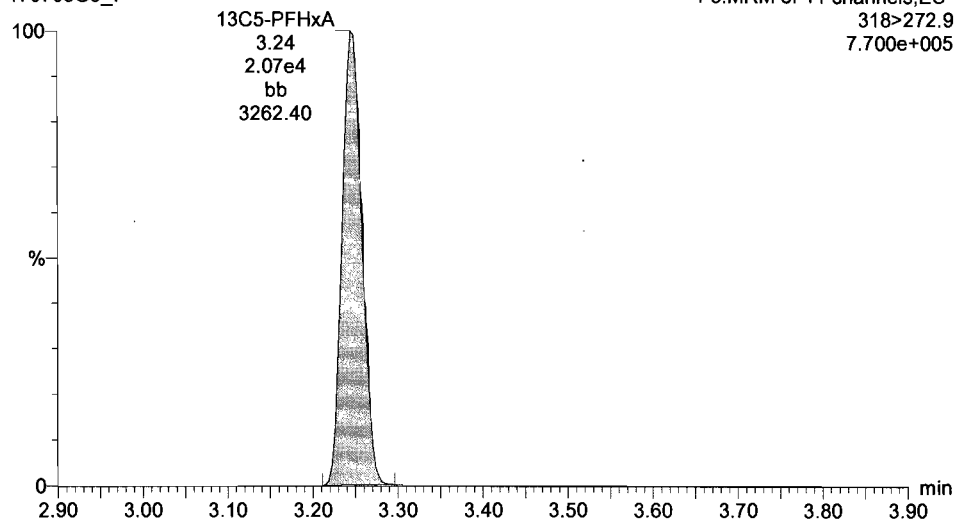
Last Altered: Friday, July 07, 2017 15:31:26 Pacific Daylight Time
Printed: Tuesday, July 11, 2017 15:01:30 Pacific Daylight Time

ID: ST170706G3-6 PFC CS3 17G0605, Description: PFC CS3 17G0605, Name: 170706G3_7, Date: 06-Jul-2017, Time: 18:41:02, Instrument: , Lab: , User:

13C5-PFHxA

170706G3_7

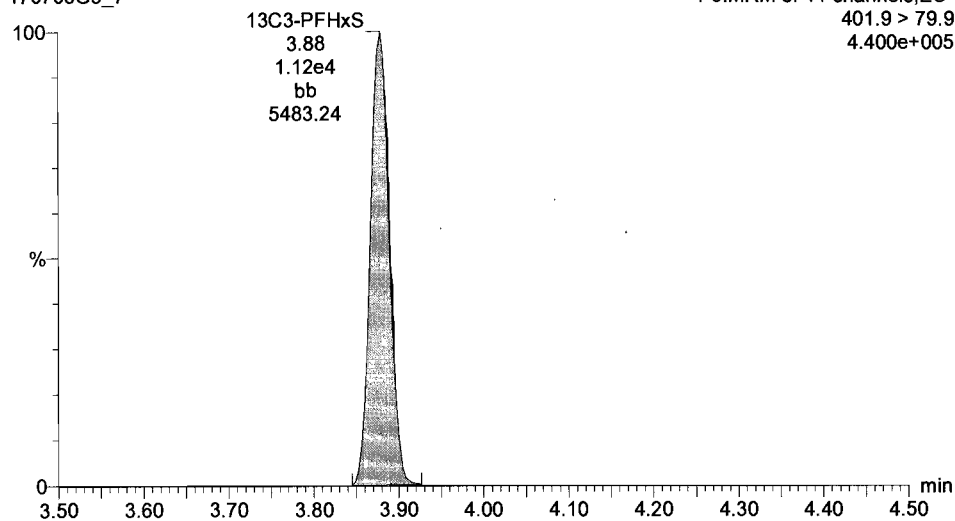
F3:MRM of 11 channels,ES-
318>272.9
7.700e+005



13C3-PFHxS

170706G3_7

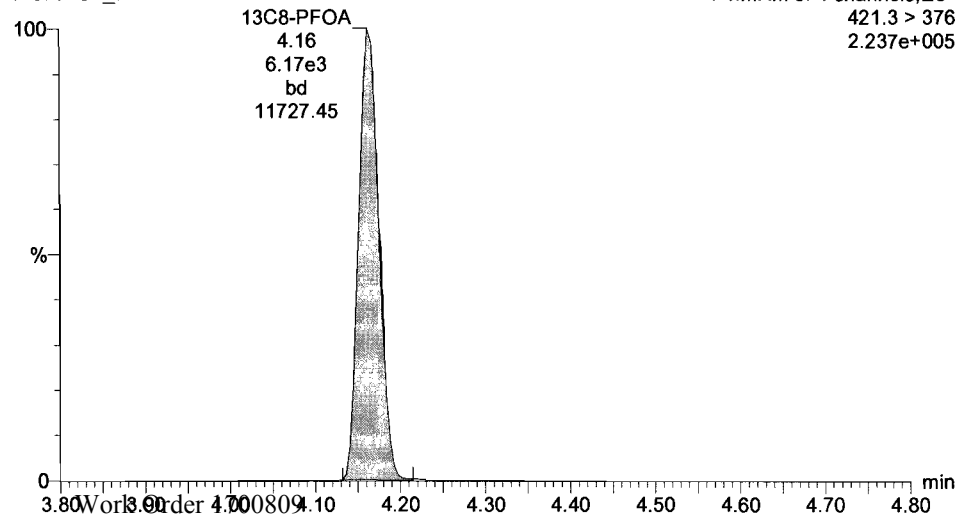
F3:MRM of 11 channels,ES-
401.9 > 79.9
4.400e+005



13C8-PFOA

170706G3_7

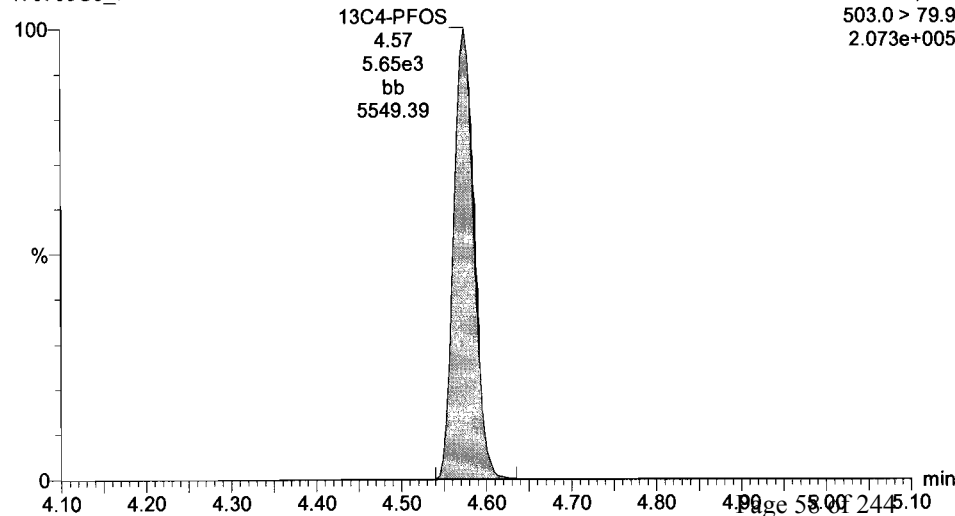
F4:MRM of 4 channels,ES-
421.3 > 376
2.237e+005



13C4-PFOS

170706G3_7

F5:MRM of 12 channels,ES-
503.0 > 79.9
2.073e+005



Dataset: U:\G1.PRO\Results\2017\170706G3\170706G3-7.qld

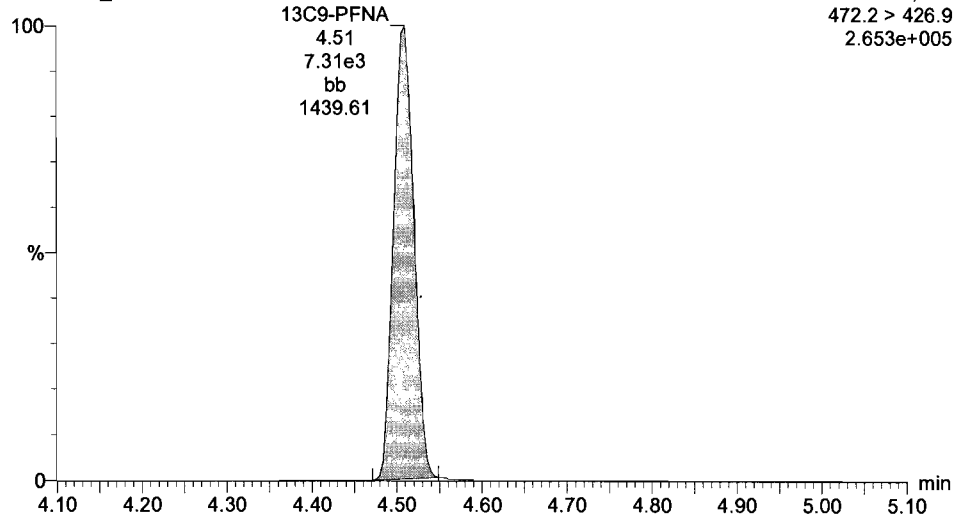
Last Altered: Friday, July 07, 2017 15:31:26 Pacific Daylight Time
Printed: Tuesday, July 11, 2017 15:01:30 Pacific Daylight Time

ID: ST170706G3-6 PFC CS3 17G0605, Description: PFC CS3 17G0605, Name: 170706G3_7, Date: 06-Jul-2017, Time: 18:41:02, Instrument: , Lab: , User:

13C9-PFNA

170706G3_7

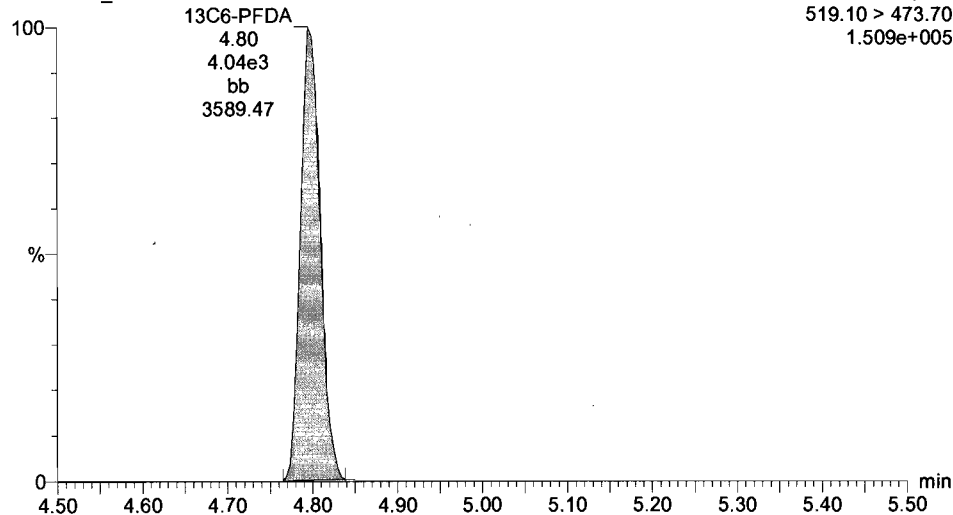
F5:MRM of 12 channels,ES-
472.2 > 426.9
2.653e+005



13C6-PFDA

170706G3_7

F5:MRM of 12 channels,ES-
519.10 > 473.70
1.509e+005



Dataset: U:\G1.PRO\Results\2017\170706G3\170706G3-27.qld

Last Altered: Tuesday, July 11, 2017 15:00:28 Pacific Daylight Time

Printed: Tuesday, July 11, 2017 15:02:02 Pacific Daylight Time

Method: U:\G1.pro\MethDB\PFAS_14or16_2trans_0630.mdb 10 Jul 2017 16:23:41

Calibration: U:\G1.pro\CurveDB\C18_VAL-PFC_Q1_6-30-17_L16_2Trans.cdb 30 Jun 2017 17:15:07

Name: 170706G3_27, Date: 06-Jul-2017, Time: 22:52:37, ID: ST170706G3-9 PFC CS3 17G0605, Description: PFC CS3 17G0605

#	Name	Trace	Response	IS Resp	RRF	Wt/Vol	RT	Conc	%Rec
1	1 PFBA	212.9 > 168.9	1.35e4	2.51e4		1.000	1.65	7.08	70.8
2	2 PFPeA	263.0 > 218.8	6.50e3	8.39e3		1.000	2.59	10.9	109.0
3	3 PFBS	299.0 > 79.7	7.55e3	4.65e3		1.000	2.86	11.3	113.3
4	4 PFHxA	312.9 > 268.9	8.65e3	7.49e3		1.000	3.26	8.80	88.0
5	5 PFHpA	363 > 318.9	1.76e4	1.13e4		1.000	3.77	9.02	90.2
6	6 PFHxS	398.9 > 79.6	4.90e3	5.05e3		1.000	3.89	10.4	104.2
7	7 PFOA	413.0 > 368.7	1.55e4	2.25e4		1.000	4.18	9.99	99.9
8	8 PFNA	463.0 > 418.8	1.45e4	6.75e3		1.000	4.52	11.5	114.7
9	9 PFOS	499.0 > 79.9	2.52e3	6.74e3		1.000	4.59	9.23	92.3
10	10 PFDA	512.7 > 219.0	1.86e3	1.28e4		1.000	4.81	10.2	101.9
11	11 13C3-PFBA	215.9 > 171.8	2.51e4	2.19e4	1.052	1.000	1.65	13.7	109.3
12	12 13C3-PFBS	302.0 > 98.8	4.65e3	2.40e4	0.281	1.000	2.86	8.61	68.8
13	13 13C3-PFPeA	266.0 > 221.8	8.39e3	2.40e4	0.462	1.000	2.59	9.45	75.6
14	14 13C2-PFHxA	315.0 > 269.8	7.49e3	2.40e4	0.406	1.000	3.26	9.60	76.8
15	15 13C4-PFHpA	367.2 > 321.8	1.13e4	2.40e4	0.564	1.000	3.76	10.4	83.5
16	16 18O2-PFHxS	403 > 102.6	5.05e3	1.17e4	0.501	1.000	3.89	10.8	86.4
17	17 13C2-PFOA	414.9 > 369.7	2.25e4	7.19e3	3.020	1.000	4.18	13.0	103.7
18	18 13C5-PFNA	468.2 > 422.9	6.75e3	9.43e3	0.880	1.000	4.52	10.2	81.4
19	19 13C2-PFDA	514.8 > 469.7	1.28e4	6.52e3	2.292	1.000	4.81	10.7	85.9
20	20 13C8-PFOS	507.0 > 79.9	6.74e3	7.83e3	1.031	1.000	4.58	10.4	83.5
21	21 13C4-PFBA	216.9 > 171.8	2.19e4	2.19e4	1.000	1.000	1.64	12.5	100.0
22	22 13C5-PFHxA	318 > 272.9	2.40e4	2.40e4	1.000	1.000	3.26	12.5	100.0
23	23 13C3-PFHxS	401.9 > 79.9	1.17e4	1.17e4	1.000	1.000	3.89	12.5	100.0
24	24 13C8-PFOA	421.3 > 376	7.19e3	7.19e3	1.000	1.000	4.18	12.5	100.0
25	25 13C9-PFNA	472.2 > 426.9	9.43e3	9.43e3	1.000	1.000	4.52	12.5	100.0
26	26 13C4-PFOS	503.0 > 79.9	7.83e3	7.83e3	1.000	1.000	4.58	12.5	100.0
27	27 13C6-PFDA	519.10 > 47...	6.52e3	6.52e3	1.000	1.000	4.81	12.5	100.0

70-130
↓
50-150
↓

Handwritten: 7/11/17

Dataset: Untitled

Last Altered: Tuesday, July 11, 2017 15:14:49 Pacific Daylight Time

Printed: Tuesday, July 11, 2017 15:15:08 Pacific Daylight Time

Method: U:\G1.pro\MethDB\PFAS_14or16_2trans_0630.mdb 10 Jul 2017 16:23:41
Calibration: U:\G1.pro\CurveDB\C18_VAL-PFC_Q1_6-30-17_L16_2Trans.cdb 30 Jun 2017 17:15:07

Compound name: PFBA

	Name	ID	Acq.Date	Acq.Time
1	170706G3_1	IPA	06-Jul-17	17:25:49
2	170706G3_2	ST170706G3-1 PFC CS-2 17G0530	06-Jul-17	17:38:19
3	170706G3_3	ST170706G3-2 PFC CS-1 17G0531	06-Jul-17	17:50:49
4	170706G3_4	ST170706G3-3 PFC CS0 17G0532	06-Jul-17	18:03:22
5	170706G3_5	ST170706G3-4 PFC CS1 17G0533	06-Jul-17	18:15:54
6	170706G3_6	ST170706G3-5 PFC CS2 17G0534	06-Jul-17	18:28:28
7	170706G3_7	ST170706G3-6 PFC CS3 17G0605 (B)	06-Jul-17	18:41:02
8	170706G3_8	ST170706G3-7 PFC CS4 17G0536	06-Jul-17	18:53:35
9	170706G3_9	ST170706G3-8 PFC CS5 17G0537	06-Jul-17	19:06:08
10	170706G3_10	IPA	06-Jul-17	19:18:57
11	170706G3_11	SS170706G3-1 PFC SSS 17G0529	06-Jul-17	19:31:25
12	170706G3_12	IPA	06-Jul-17	19:43:56
13	170706G3_13	B7G0008-BS1 OPR 0.125	06-Jul-17	19:56:33
14	170706G3_14	IPA	06-Jul-17	20:09:28
15	170706G3_15	B7G0008-BLK1 Method Blank 0.125	06-Jul-17	20:22:04
16	170706G3_16	1700799-01 7 INFLUENT-NS 0.125	06-Jul-17	20:34:34
17	170706G3_17	1700799-02 7 MID-GAC-NS 0.125	06-Jul-17	20:47:07
18	170706G3_18	1700799-03 7 MID-GAC-DS 0.125	06-Jul-17	20:59:41
19	170706G3_19	1700799-04 7 EFFLUENT-NS 0.125	06-Jul-17	21:12:14
20	170706G3_20	1700806-01 MW-1 0.125	06-Jul-17	21:24:47
21	170706G3_21	1700806-02 MW-2 0.125	06-Jul-17	21:37:21
22	170706G3_22	1700807-01 MW-3 0.125	06-Jul-17	21:49:50
23	170706G3_23	1700807-02 SH-102 0.125	06-Jul-17	22:02:23
24	170706G3_24	1700808-01 GEO-6 0.125	06-Jul-17	22:15:00
25	170706G3_25	1700808-02 MW-11 0.125	06-Jul-17	22:27:29
26	170706G3_26	IPA	06-Jul-17	22:40:02
27	170706G3_27	ST170706G3-9 PFC CS3 17G0605	06-Jul-17	22:52:37
28	170706G3_28	IPA	06-Jul-17	23:05:10
29	170706G3_29	1700808-03 SVE-2 0.125	06-Jul-17	23:17:42
30	170706G3_30	1700809-01 PX-S34-GW-14-617 0.125	06-Jul-17	23:30:14
31	Work Order 170709809	1700809-02 PX-S34-GW-15-617 0.125	06-Jul-17	23:42:47

Jul 7 2017
(B) CURVE NOT USED. ~~CS3~~ CS3 Falls in
with previous curve. *Jul 7 2017*

Dataset: Untitled

Last Altered: Tuesday, July 11, 2017 15:14:49 Pacific Daylight Time

Printed: Tuesday, July 11, 2017 15:15:08 Pacific Daylight Time

Compound name: PFBA

	Name	ID	Acq.Date	Acq.Time
32	170706G3_32	IPA	06-Jul-17	23:55:20
33	170706G3_33	ST170706G3-10 PFC CS3 17G0605	07-Jul-17	00:08:15
34	170706G3_34	IPA	07-Jul-17	00:20:43

Dataset: U:\G1.PRO\Results\2017\170706G3\170706G3-27.qld

Last Altered: Tuesday, July 11, 2017 15:00:28 Pacific Daylight Time

Printed: Tuesday, July 11, 2017 15:02:19 Pacific Daylight Time

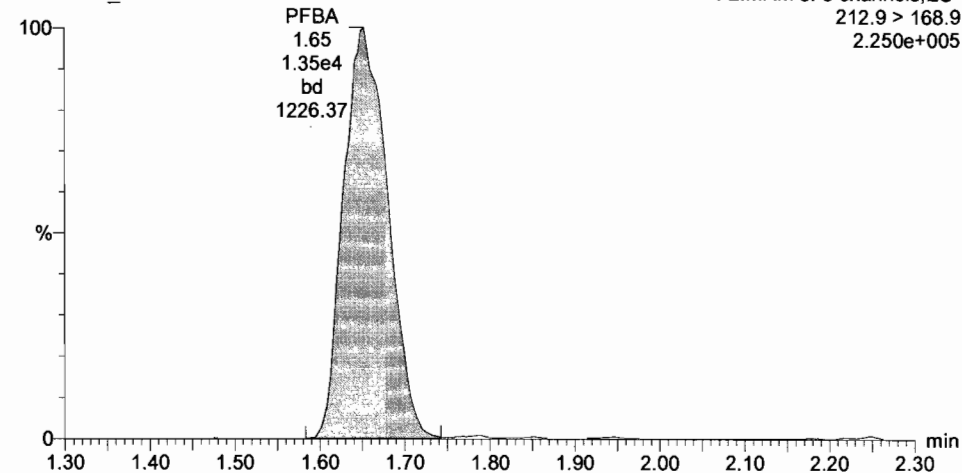
Method: U:\G1.pro\MethDB\PFAS_14or16_2trans_0630.mdb 10 Jul 2017 16:23:41

Calibration: U:\G1.pro\CurveDB\C18_VAL-PFC_Q1_6-30-17_L16_2Trans.cdb 30 Jun 2017 17:15:07

ID: ST170706G3-9 PFC CS3 17G0605, Description: PFC CS3 17G0605, Name: 170706G3_27, Date: 06-Jul-2017, Time: 22:52:37, Instrument: , Lab: , User:

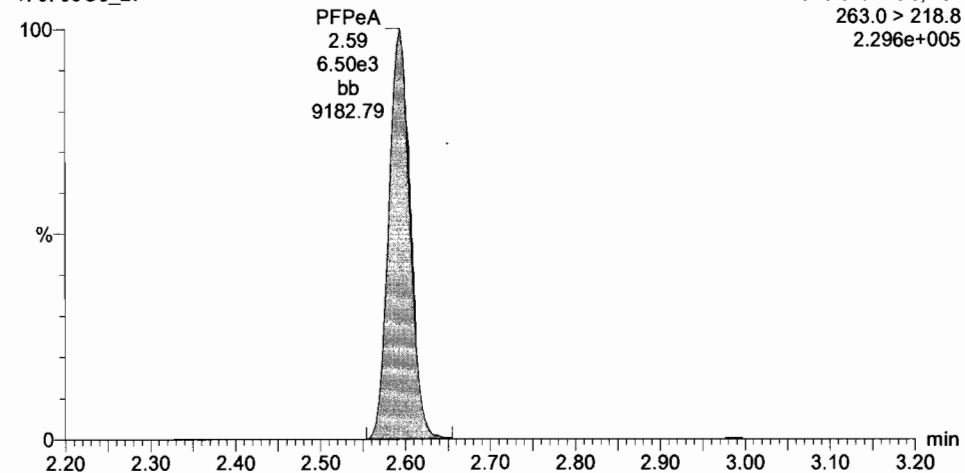
PFBA

170706G3_27



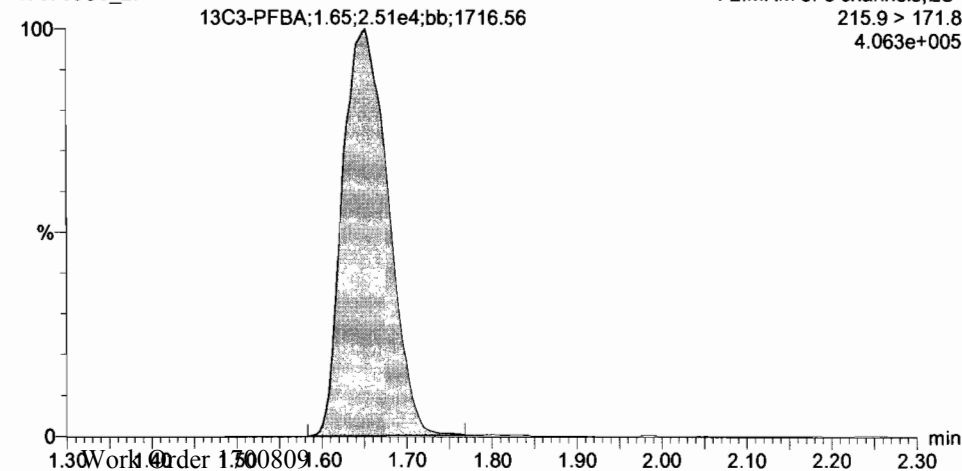
PFPeA

170706G3_27



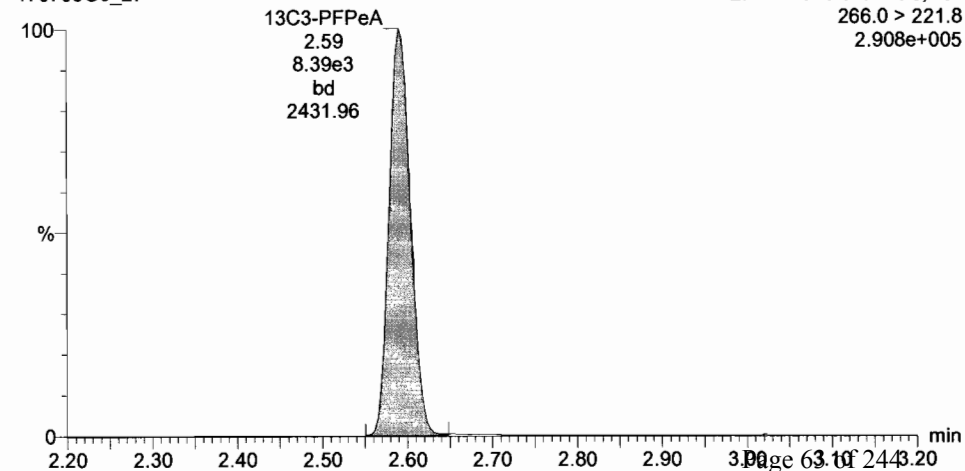
13C3-PFBA

170706G3_27



13C3-PFPeA

170706G3_27



Dataset: U:\G1.PRO\Results\2017\170706G3\170706G3-27.qld

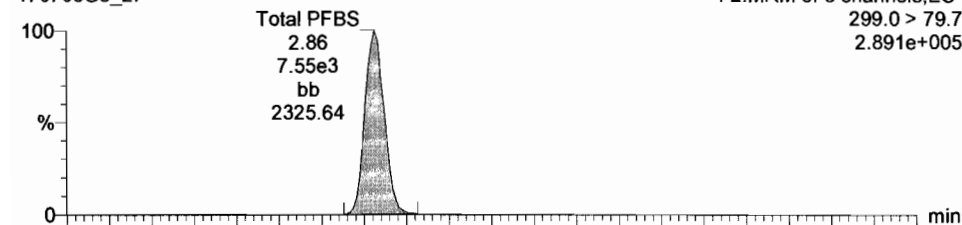
Last Altered: Tuesday, July 11, 2017 15:00:28 Pacific Daylight Time

Printed: Tuesday, July 11, 2017 15:02:19 Pacific Daylight Time

ID: ST170706G3-9 PFC CS3 17G0605, Description: PFC CS3 17G0605, Name: 170706G3_27, Date: 06-Jul-2017, Time: 22:52:37, Instrument: , Lab: , User:

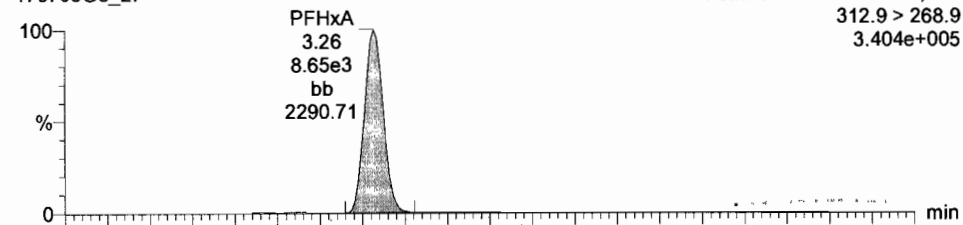
Total PFBS

170706G3_27

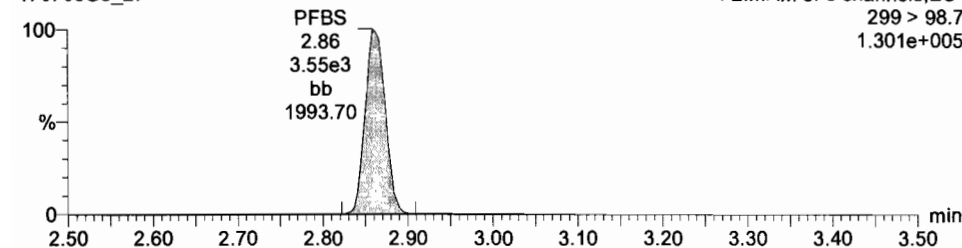


PFHxA

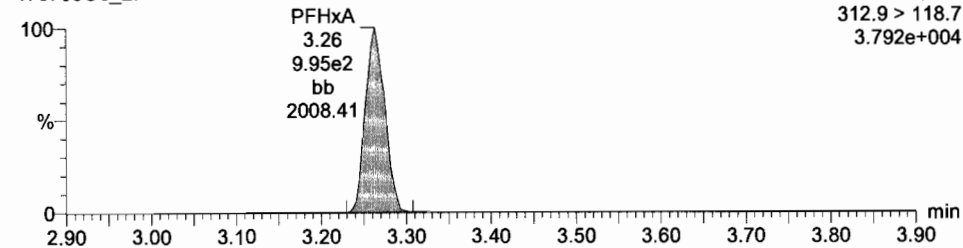
170706G3_27



170706G3_27

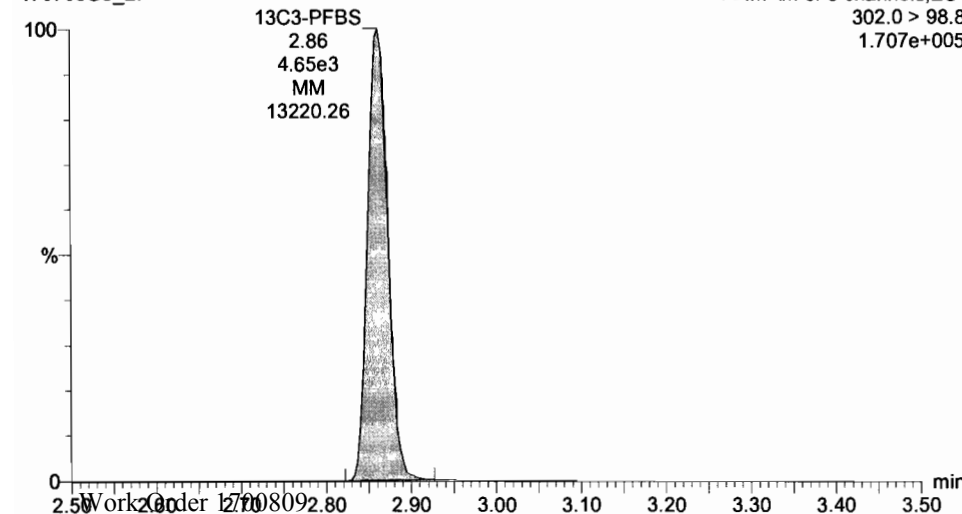


170706G3_27



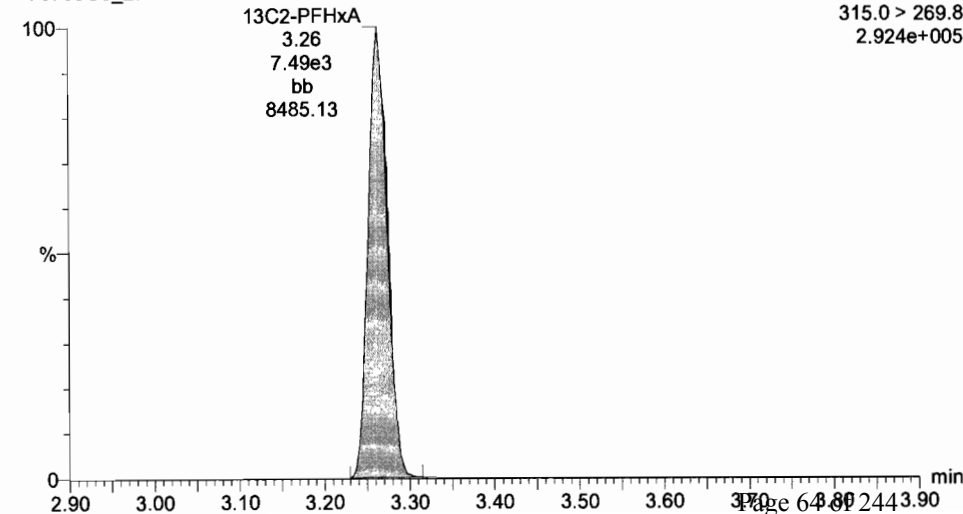
13C3-PFBS

170706G3_27



13C2-PFHxA

170706G3_27



Dataset: U:\G1.PRO\Results\2017\170706G3\170706G3-27.qld

Last Altered: Tuesday, July 11, 2017 15:00:28 Pacific Daylight Time

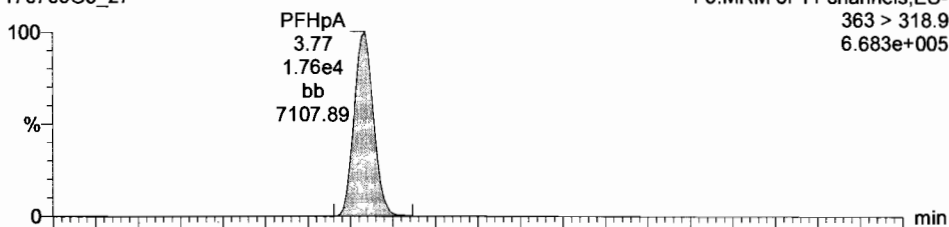
Printed: Tuesday, July 11, 2017 15:02:19 Pacific Daylight Time

ID: ST170706G3-9 PFC CS3 17G0605, Description: PFC CS3 17G0605, Name: 170706G3_27, Date: 06-Jul-2017, Time: 22:52:37, Instrument: , Lab: , User:

PFHpA

170706G3_27

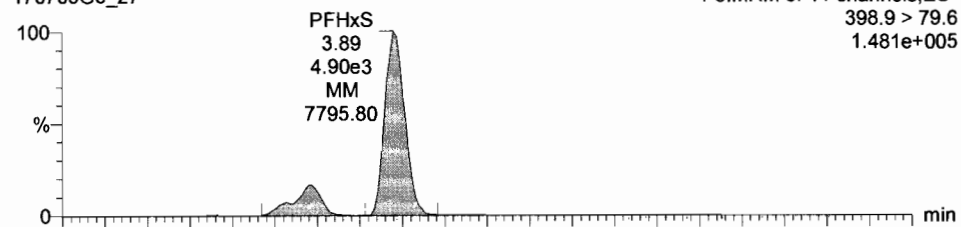
F3:MRM of 11 channels,ES-
363 > 318.9
6.683e+005



Total PFHxS

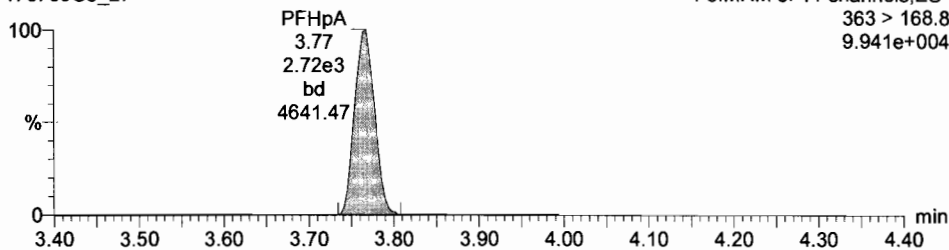
170706G3_27

F3:MRM of 11 channels,ES-
398.9 > 79.6
1.481e+005



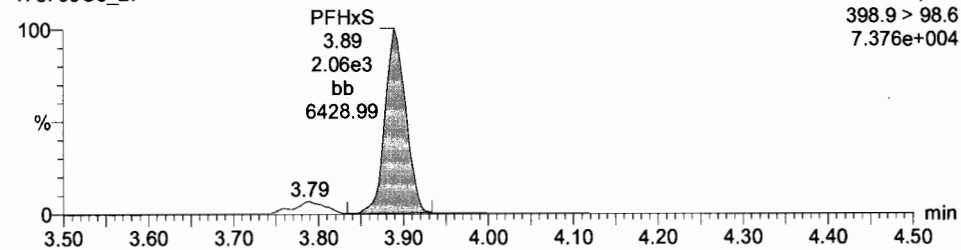
170706G3_27

F3:MRM of 11 channels,ES-
363 > 168.8
9.941e+004



170706G3_27

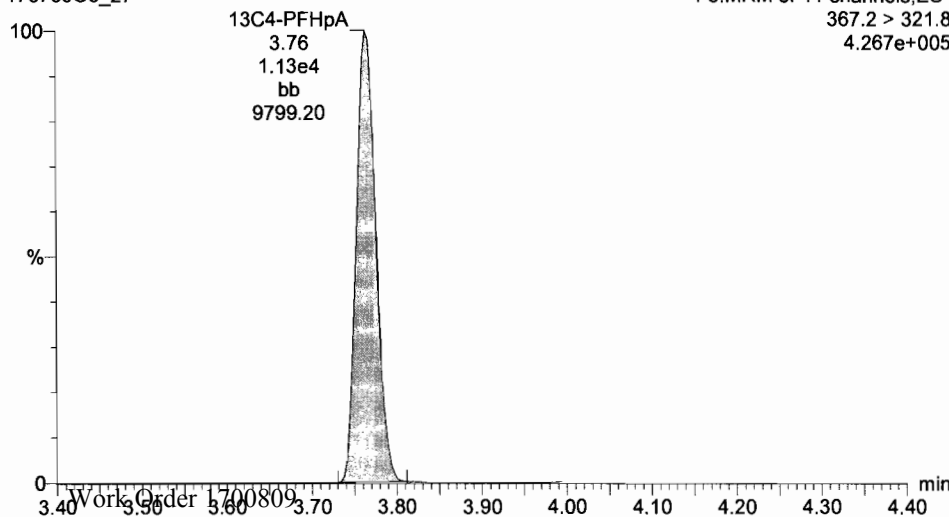
F3:MRM of 11 channels,ES-
398.9 > 98.6
7.376e+004



13C4-PFHpA

170706G3_27

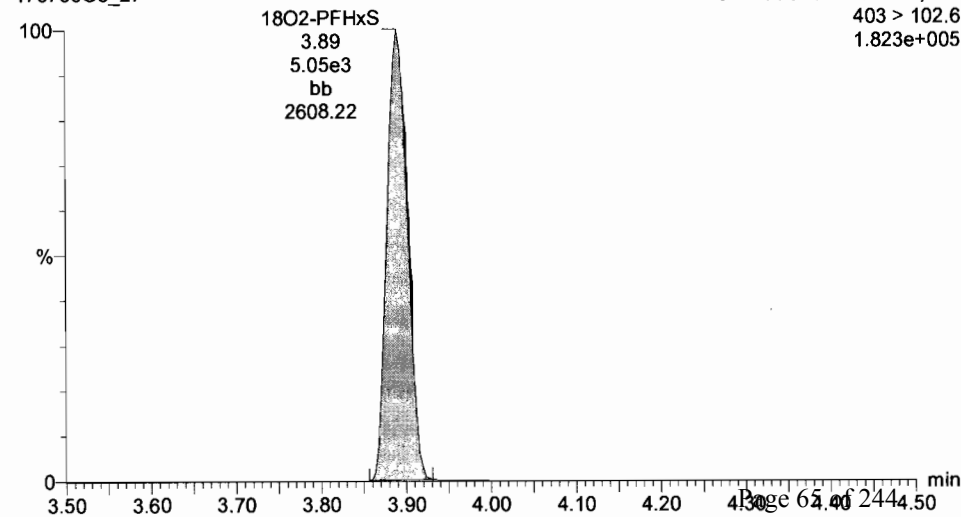
F3:MRM of 11 channels,ES-
367.2 > 321.8
4.267e+005



18O2-PFHxS

170706G3_27

F3:MRM of 11 channels,ES-
403 > 102.6
1.823e+005



Dataset: U:\G1.PRO\Results\2017\170706G3\170706G3-27.qld

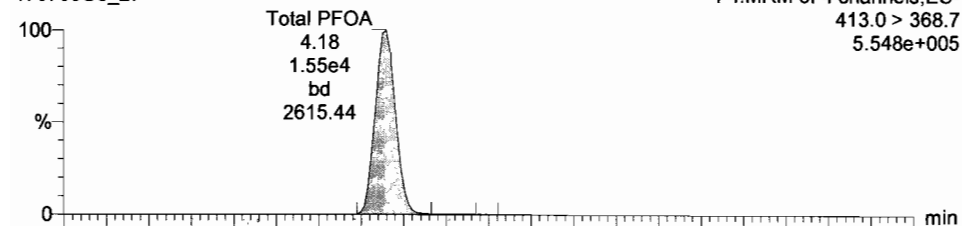
Last Altered: Tuesday, July 11, 2017 15:00:28 Pacific Daylight Time

Printed: Tuesday, July 11, 2017 15:02:19 Pacific Daylight Time

ID: ST170706G3-9 PFC CS3 17G0605, Description: PFC CS3 17G0605, Name: 170706G3_27, Date: 06-Jul-2017, Time: 22:52:37, Instrument: , Lab: , User:

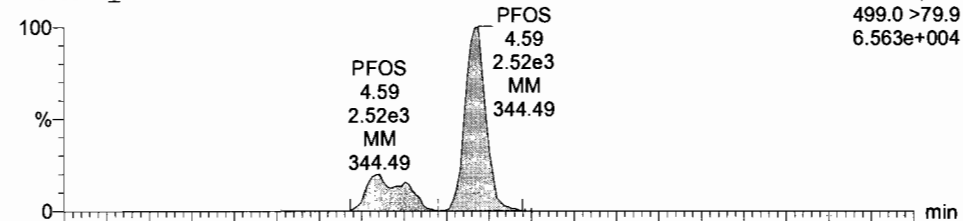
Total PFOA

170706G3_27

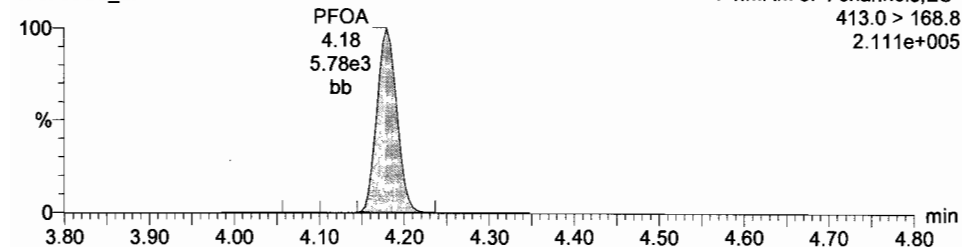


Total PFOS

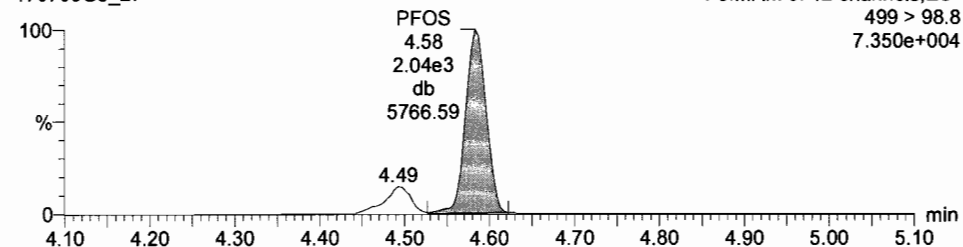
170706G3_27



170706G3_27

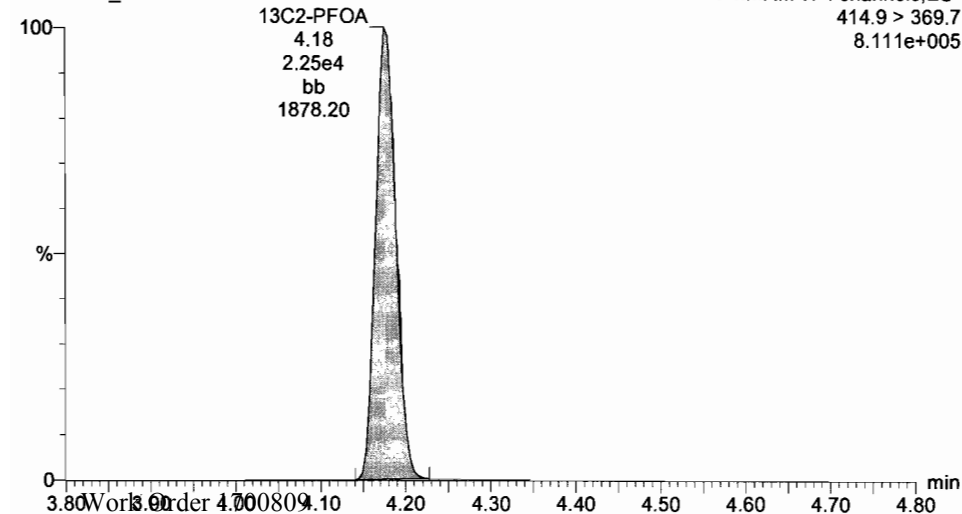


170706G3_27



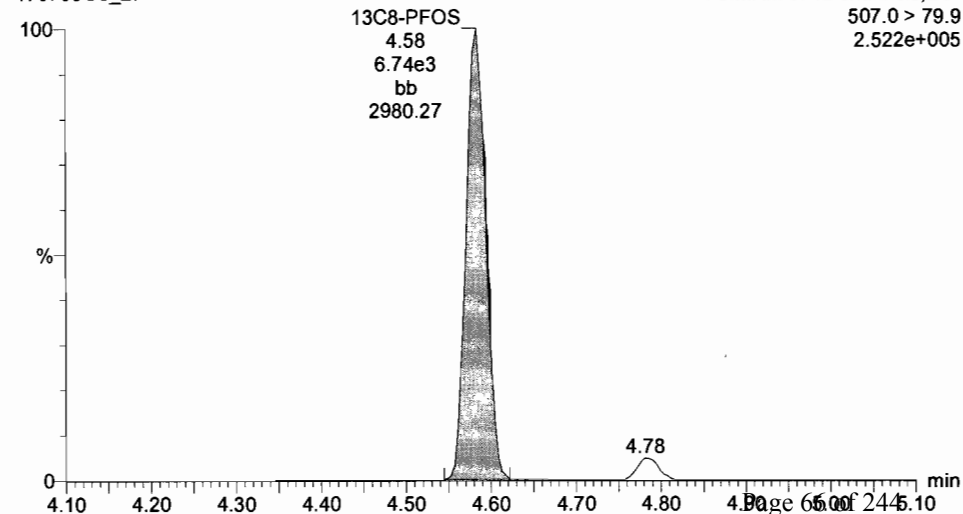
13C2-PFOA

170706G3_27



13C8-PFOS

170706G3_27



Dataset: U:\G1.PRO\Results\2017\170706G3\170706G3-27.qld

Last Altered: Tuesday, July 11, 2017 15:00:28 Pacific Daylight Time

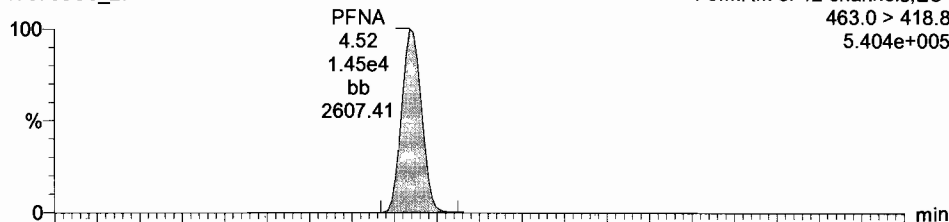
Printed: Tuesday, July 11, 2017 15:02:19 Pacific Daylight Time

ID: ST170706G3-9 PFC CS3 17G0605, Description: PFC CS3 17G0605, Name: 170706G3_27, Date: 06-Jul-2017, Time: 22:52:37, Instrument: , Lab: , User:

PFNA

170706G3_27


F5:MRM of 12 channels,ES-
463.0 > 418.8
5.404e+005



PFDA

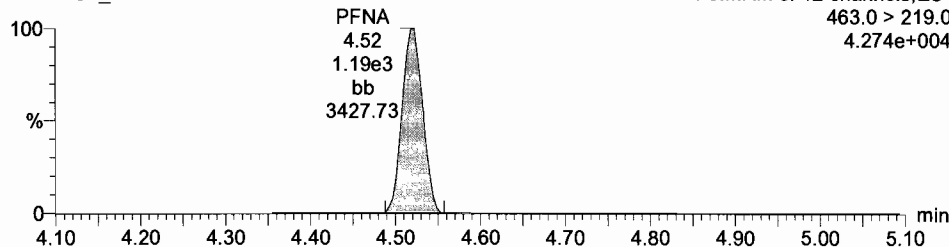
170706G3_27

F5:MRM of 12 channels,ES-
512.7 > 219.0
6.480e+004



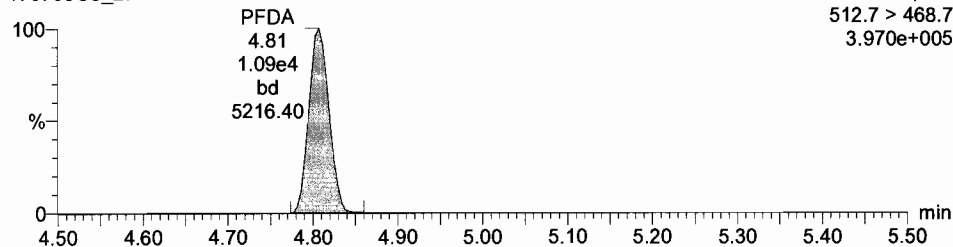
170706G3_27

F5:MRM of 12 channels,ES-
463.0 > 219.0
4.274e+004



170706G3_27

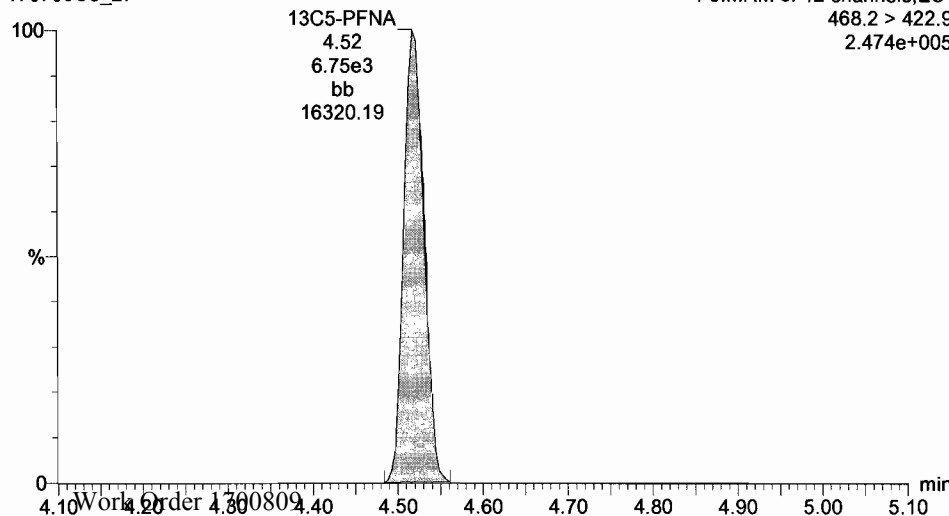
F5:MRM of 12 channels,ES-
512.7 > 468.7
3.970e+005



13C5-PFNA

170706G3_27

F5:MRM of 12 channels,ES-
468.2 > 422.9
2.474e+005



Dataset: U:\G1.PRO\Results\2017\170706G3\170706G3-27.qld

Last Altered: Tuesday, July 11, 2017 15:00:28 Pacific Daylight Time

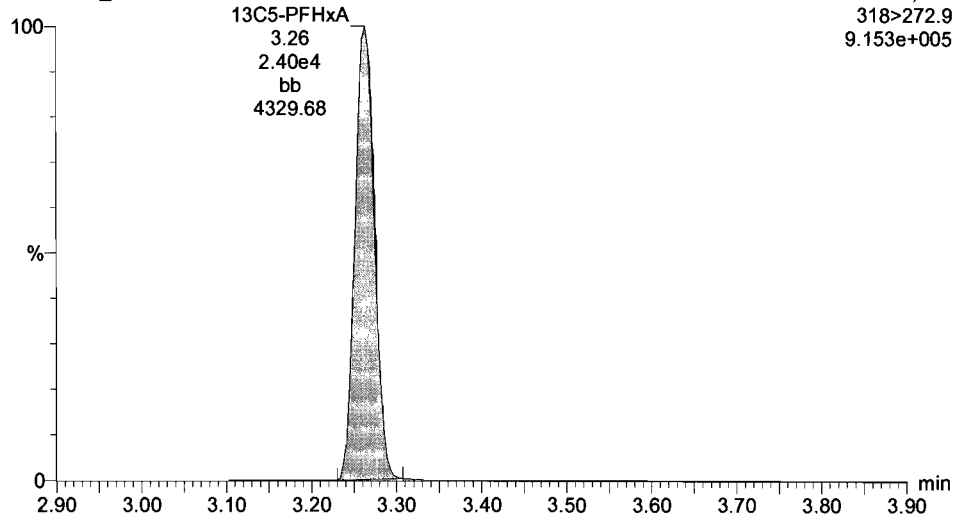
Printed: Tuesday, July 11, 2017 15:02:19 Pacific Daylight Time

ID: ST170706G3-9 PFC CS3 17G0605, Description: PFC CS3 17G0605, Name: 170706G3_27, Date: 06-Jul-2017, Time: 22:52:37, Instrument: , Lab: , User:

13C5-PFHxA

170706G3_27

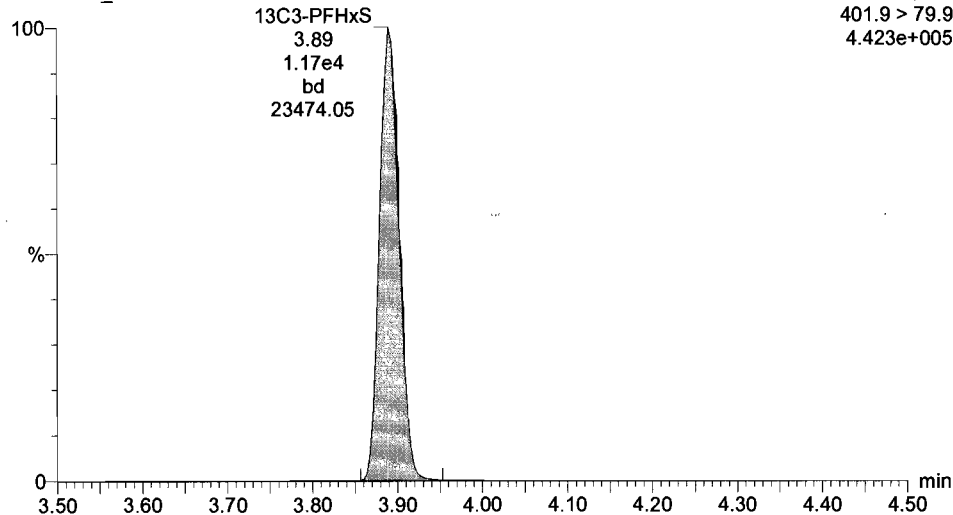
F3:MRM of 11 channels,ES-
318>272.9
9.153e+005



13C3-PFHxS

170706G3_27

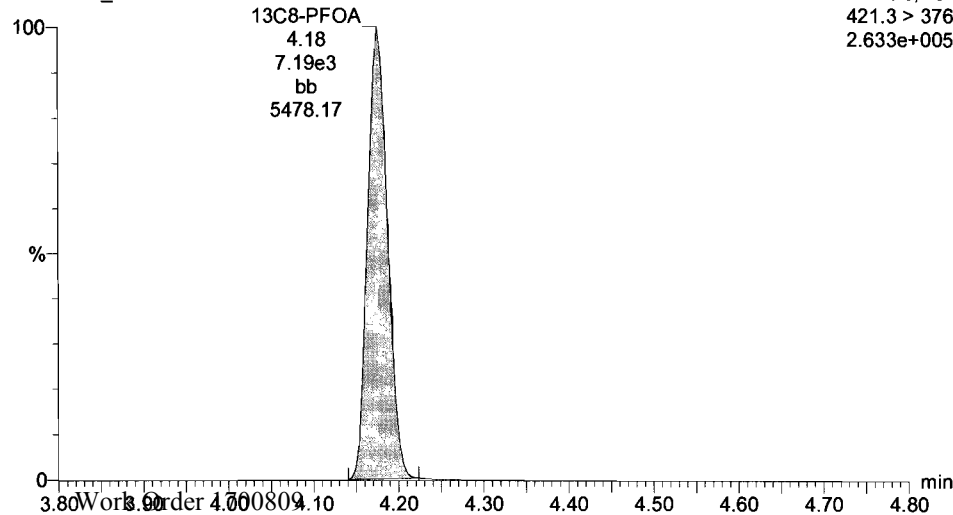
F3:MRM of 11 channels,ES-
401.9 > 79.9
4.423e+005



13C8-PFOA

170706G3_27

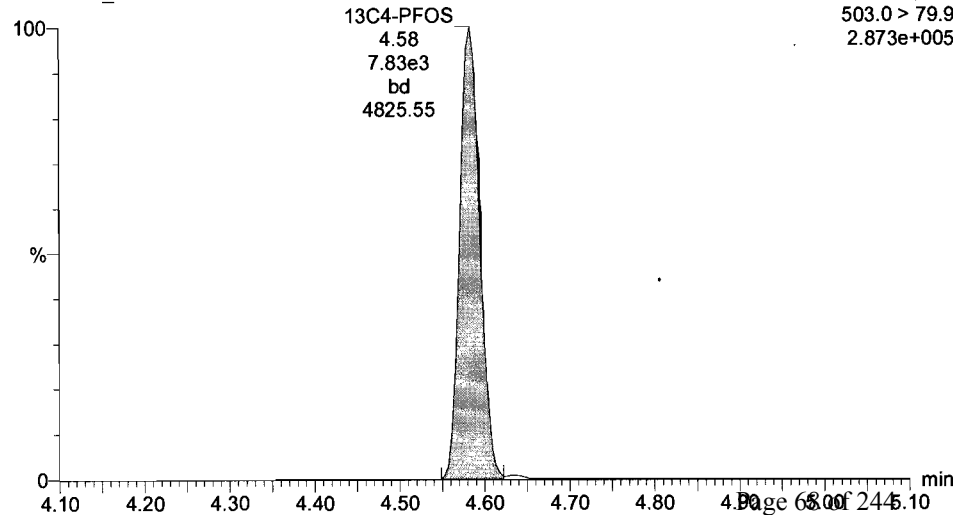
F4:MRM of 4 channels,ES-
421.3 > 376
2.633e+005



13C4-PFOS

170706G3_27

F5:MRM of 12 channels,ES-
503.0 > 79.9
2.873e+005



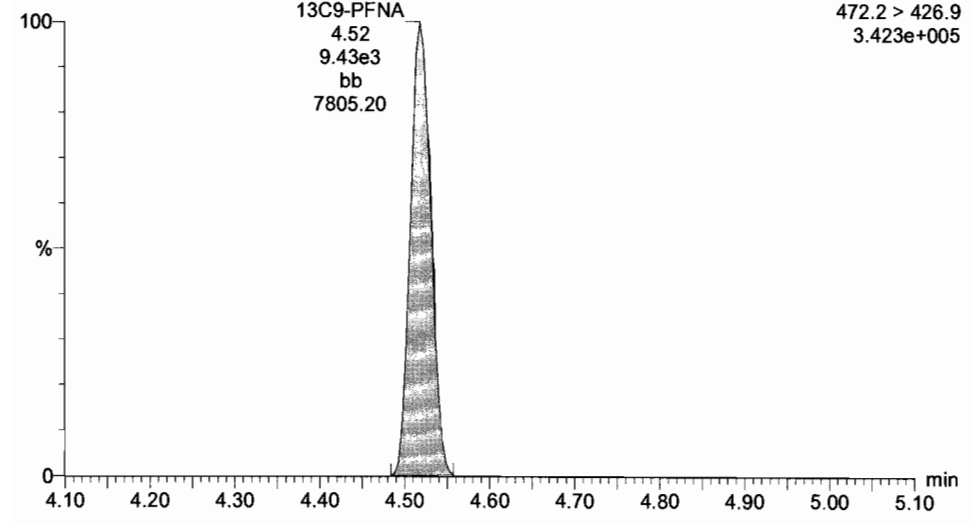
Dataset: U:\G1.PRO\Results\2017\170706G3\170706G3-27.qld

Last Altered: Tuesday, July 11, 2017 15:00:28 Pacific Daylight Time

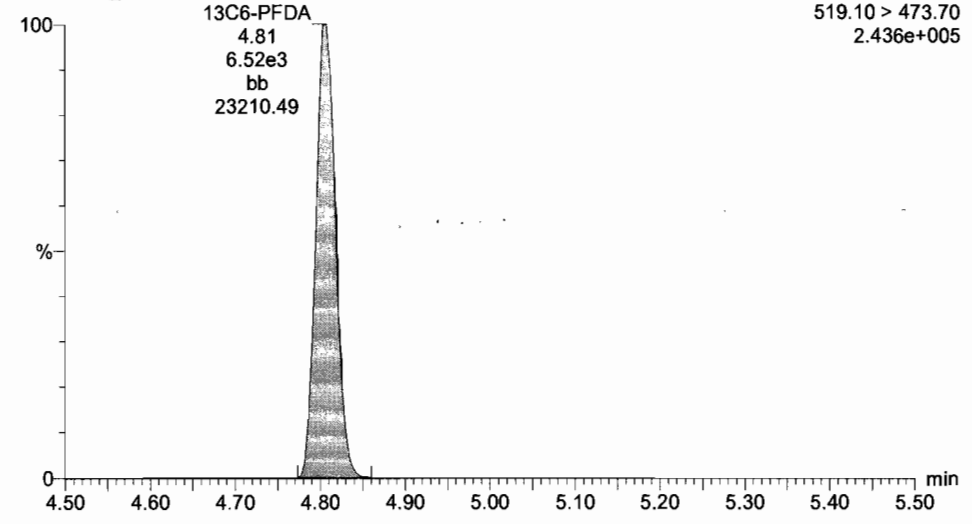
Printed: Tuesday, July 11, 2017 15:02:19 Pacific Daylight Time

ID: ST170706G3-9 PFC CS3 17G0605, Description: PFC CS3 17G0605, Name: 170706G3_27, Date: 06-Jul-2017, Time: 22:52:37, Instrument: , Lab: , User:

13C9-PFNA
170706G3_27



13C6-PFDA
170706G3_27



Dataset: U:\G1.PRO\Results\2017\170706G3\170706G3-33.qld

Last Altered: Tuesday, July 11, 2017 15:02:59 Pacific Daylight Time

Printed: Tuesday, July 11, 2017 15:05:52 Pacific Daylight Time

Method: U:\G1.pro\MethDB\PFAS_14or16_2trans_0630.mdb 10 Jul 2017 16:23:41

Calibration: U:\G1.pro\CurveDB\C18_VAL-PFC_Q1_6-30-17_L16_2Trans.cdb 30 Jun 2017 17:15:07

Name: 170706G3_33, Date: 07-Jul-2017, Time: 00:08:15, ID: ST170706G3-10 PFC CS3 17G0605, Description: PFC CS3 17G0605

#	Name	Trace	Response	IS Resp	RRF	Wt/Vol	RT	Conc.	%Rec
1	1 PFBA	212.9 > 168.9	1.28e4	2.70e4		1.000	1.66	6.23	62.3
2	2 PFPeA	263.0 > 218.8	5.96e3	8.30e3		1.000	2.60	10.1	101.2
3	3 PFBS	299.0 > 79.7	7.22e3	4.63e3		1.000	2.87	10.9	108.8
4	4 PFHxA	312.9 > 268.9	9.42e3	7.71e3		1.000	3.26	9.31	93.1
5	5 PFHpA	363 > 318.9	1.69e4	1.09e4		1.000	3.77	9.00	90.0
6	6 PFHxS	398.9 > 79.6	5.59e3	4.86e3		1.000	3.89	12.3	123.3
7	7 PFOA	413.0 > 368.7	1.56e4	2.30e4		1.000	4.18	9.90	99.0
8	8 PFNA	463.0 > 418.8	1.31e4	6.80e3		1.000	4.52	10.2	102.3
9	9 PFOS	499.0 > 79.9	2.64e3	5.93e3		1.000	4.59	10.9	109.3
10	10 PFDA	512.7 > 219.0	1.71e3	1.09e4		1.000	4.81	11.1	111.3
11	11 13C3-PFBA	215.9 > 171.8	2.70e4	2.17e4	1.052	1.000	1.66	14.8	118.0
12	12 13C3-PFBS	302.0 > 98.8	4.63e3	2.20e4	0.281	1.000	2.86	9.36	74.9
13	13 13C3-PFPeA	266.0 > 221.8	8.30e3	2.20e4	0.462	1.000	2.60	10.2	81.8
14	14 13C2-PFHxA	315.0 > 269.8	7.71e3	2.20e4	0.406	1.000	3.26	10.8	86.4
15	15 13C4-PFHpA	367.2 > 321.8	1.09e4	2.20e4	0.564	1.000	3.77	11.0	87.7
16	16 18O2-PFHxS	403 > 102.6	4.86e3	1.22e4	0.501	1.000	3.89	9.94	79.5
17	17 13C2-PFOA	414.9 > 369.7	2.30e4	7.05e3	3.020	1.000	4.18	13.5	107.8
18	18 13C5-PFNA	468.2 > 422.9	6.80e3	9.51e3	0.880	1.000	4.52	10.2	81.3
19	19 13C2- PFDA	514.8 > 469.7	1.09e4	5.73e3	2.292	1.000	4.81	10.3	82.7
20	20 13C8-PFOS	507.0 > 79.9	5.93e3	7.31e3	1.031	1.000	4.58	9.83	78.6
21	21 13C4-PFBA	216.9 > 171.8	2.17e4	2.17e4	1.000	1.000	1.67	12.5	100.0
22	22 13C5-PFHxA	318 > 272.9	2.20e4	2.20e4	1.000	1.000	3.26	12.5	100.0
23	23 13C3-PFHxS	401.9 > 79.9	1.22e4	1.22e4	1.000	1.000	3.89	12.5	100.0
24	24 13C8-PFOA	421.3 > 376	7.05e3	7.05e3	1.000	1.000	4.18	12.5	100.0
25	25 13C9-PFNA	472.2 > 426.9	9.51e3	9.51e3	1.000	1.000	4.52	12.5	100.0
26	26 13C4-PFOS	503.0 > 79.9	7.31e3	7.31e3	1.000	1.000	4.58	12.5	100.0
27	27 13C6-PFDA	519.10 > 47...	5.73e3	5.73e3	1.000	1.000	4.81	12.5	100.0

Ⓐ
70-130
50-150

Ⓐ compound out of limits. Not used. 7/11/17

7/11/17

Dataset: Untitled

Last Altered: Tuesday, July 11, 2017 15:14:49 Pacific Daylight Time
Printed: Tuesday, July 11, 2017 15:15:08 Pacific Daylight Time

Method: U:\G1.pro\MethDB\PFAS_14or16_2trans_0630.mdb 10 Jul 2017 16:23:41
Calibration: U:\G1.pro\CurveDB\C18_VAL-PFC_Q1_6-30-17_L16_2Trans.cdb 30 Jun 2017 17:15:07

Compound name: PFBA

	Name	ID	Acq.Date	Acq.Time
1	170706G3_1	IPA	06-Jul-17	17:25:49
2	170706G3_2	ST170706G3-1 PFC CS-2 17G0530	06-Jul-17	17:38:19
3	170706G3_3	ST170706G3-2 PFC CS-1 17G0531	06-Jul-17	17:50:49
4	170706G3_4	ST170706G3-3 PFC CS0 17G0532	06-Jul-17	18:03:22
5	170706G3_5	ST170706G3-4 PFC CS1 17G0533	06-Jul-17	18:15:54
6	170706G3_6	ST170706G3-5 PFC CS2 17G0534	06-Jul-17	18:28:28
7	170706G3_7	ST170706G3-6 PFC CS3 17G0605 (B)	06-Jul-17	18:41:02
8	170706G3_8	ST170706G3-7 PFC CS4 17G0536	06-Jul-17	18:53:35
9	170706G3_9	ST170706G3-8 PFC CS5 17G0537	06-Jul-17	19:06:08
10	170706G3_10	IPA	06-Jul-17	19:18:57
11	170706G3_11	SS170706G3-1 PFC SSS 17G0529	06-Jul-17	19:31:25
12	170706G3_12	IPA	06-Jul-17	19:43:56
13	170706G3_13	B7G0008-BS1 OPR 0.125	06-Jul-17	19:56:33
14	170706G3_14	IPA	06-Jul-17	20:09:28
15	170706G3_15	B7G0008-BLK1 Method Blank 0.125	06-Jul-17	20:22:04
16	170706G3_16	1700799-01 7 INFLUENT-NS 0.125	06-Jul-17	20:34:34
17	170706G3_17	1700799-02 7 MID-GAC-NS 0.125	06-Jul-17	20:47:07
18	170706G3_18	1700799-03 7 MID-GAC-DS 0.125	06-Jul-17	20:59:41
19	170706G3_19	1700799-04 7 EFFLUENT-NS 0.125	06-Jul-17	21:12:14
20	170706G3_20	1700806-01 MW-1 0.125	06-Jul-17	21:24:47
21	170706G3_21	1700806-02 MW-2 0.125	06-Jul-17	21:37:21
22	170706G3_22	1700807-01 MW-3 0.125	06-Jul-17	21:49:50
23	170706G3_23	1700807-02 SH-102 0.125	06-Jul-17	22:02:23
24	170706G3_24	1700808-01 GEO-6 0.125	06-Jul-17	22:15:00
25	170706G3_25	1700808-02 MW-11 0.125	06-Jul-17	22:27:29
26	170706G3_26	IPA	06-Jul-17	22:40:02
27	170706G3_27	ST170706G3-9 PFC CS3 17G0605	06-Jul-17	22:52:37
28	170706G3_28	IPA	06-Jul-17	23:05:10
29	170706G3_29	1700808-03 SVE-2 0.125	06-Jul-17	23:17:42
30	170706G3_30	1700809-01 PX-S34-GW-14-617 0.125	06-Jul-17	23:30:14
31	170706G3_31	1700809-02 PX-S34-GW-15-617 0.125	06-Jul-17	23:42:47

(B) CURVE NOT USED. ^{See 7/11/17} CS3 falls in
with previous curve. ^{See 7/11/17}

Dataset: Untitled

Last Altered: Tuesday, July 11, 2017 15:14:49 Pacific Daylight Time

Printed: Tuesday, July 11, 2017 15:15:08 Pacific Daylight Time

Compound name: PFBA

	Name	ID	Acq.Date	Acq.Time
32	170706G3_32	IPA	06-Jul-17	23:55:20
33	170706G3_33	ST170706G3-10 PFC CS3 17G0605	07-Jul-17	00:08:15
34	170706G3_34	IPA	07-Jul-17	00:20:43

Dataset: U:\G1.PRO\Results\2017\170706G3\170706G3-33.qld

Last Altered: Tuesday, July 11, 2017 15:02:59 Pacific Daylight Time

Printed: Tuesday, July 11, 2017 15:05:39 Pacific Daylight Time

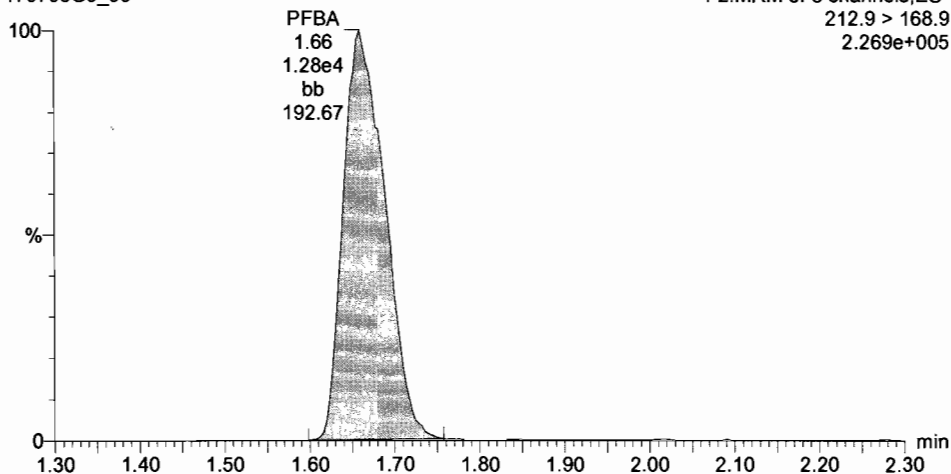
Method: U:\G1.pro\MethDB\PFAS_14or16_2trans_0630.mdb 10 Jul 2017 16:23:41
Calibration: U:\G1.pro\CurveDB\C18_VAL-PFC_Q1_6-30-17_L16_2Trans.cdb 30 Jun 2017 17:15:07

ID: ST170706G3-10 PFC CS3 17G0605, Description: PFC CS3 17G0605, Name: 170706G3_33, Date: 07-Jul-2017, Time: 00:08:15, Instrument: , Lab: , User:

PFBA

170706G3_33

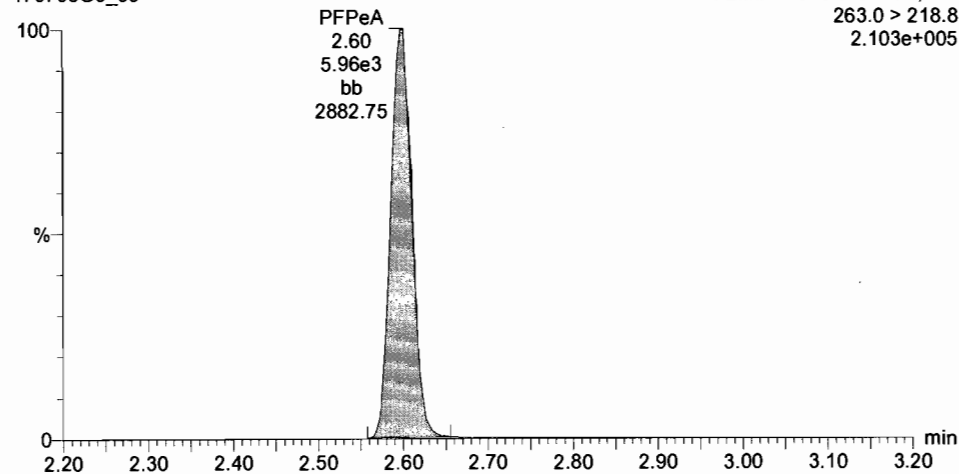
F2:MRM of 8 channels,ES-
212.9 > 168.9
2.269e+005



PFPeA

170706G3_33

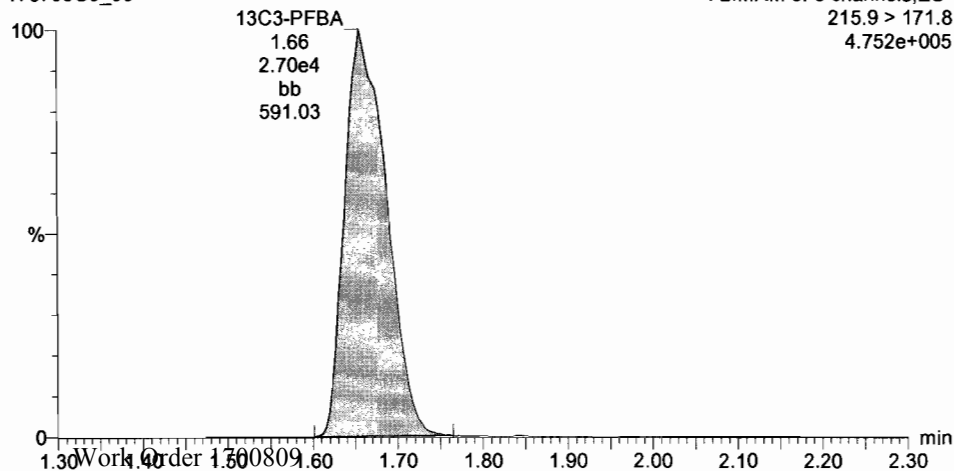
F2:MRM of 8 channels,ES-
263.0 > 218.8
2.103e+005



13C3-PFBA

170706G3_33

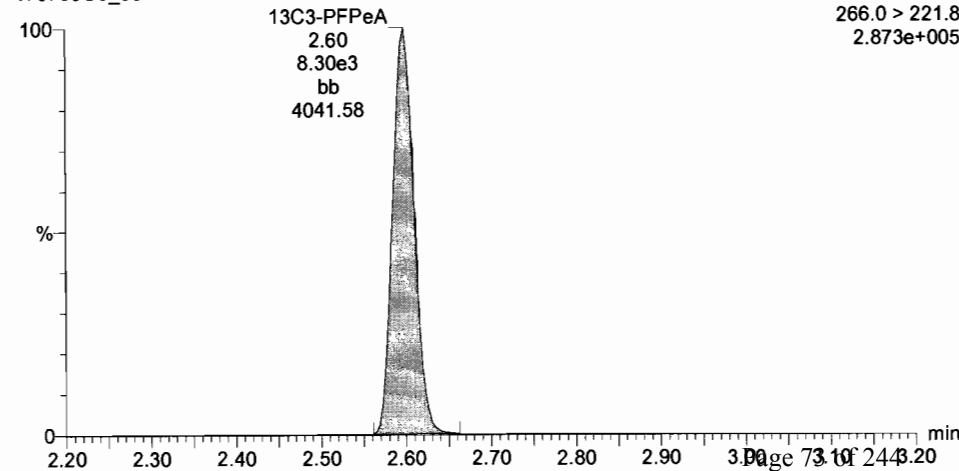
F2:MRM of 8 channels,ES-
215.9 > 171.8
4.752e+005



13C3-PFPeA

170706G3_33

F2:MRM of 8 channels,ES-
266.0 > 221.8
2.873e+005



Dataset: U:\G1.PRO\Results\2017\170706G3\170706G3-33.qld

Last Altered: Tuesday, July 11, 2017 15:02:59 Pacific Daylight Time

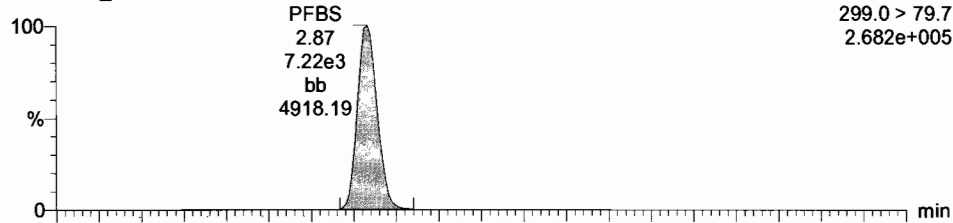
Printed: Tuesday, July 11, 2017 15:05:39 Pacific Daylight Time

ID: ST170706G3-10 PFC CS3 17G0605, Description: PFC CS3 17G0605, Name: 170706G3_33, Date: 07-Jul-2017, Time: 00:08:15, Instrument: , Lab: , User:

Total PFBS

170706G3_33

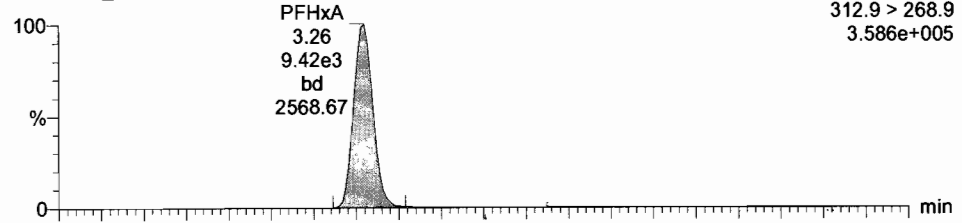
F2:MRM of 8 channels,ES-
299.0 > 79.7
2.682e+005



PFHxA

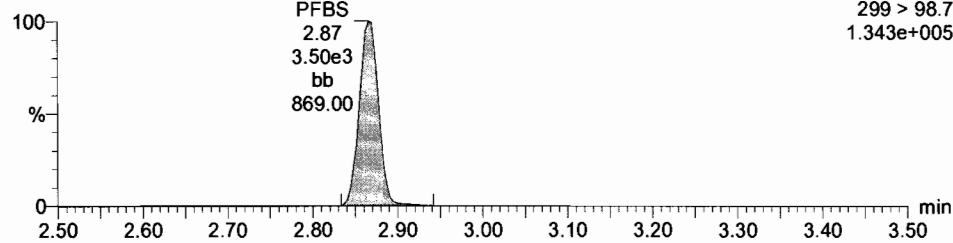
170706G3_33

F3:MRM of 11 channels,ES-
312.9 > 268.9
3.586e+005



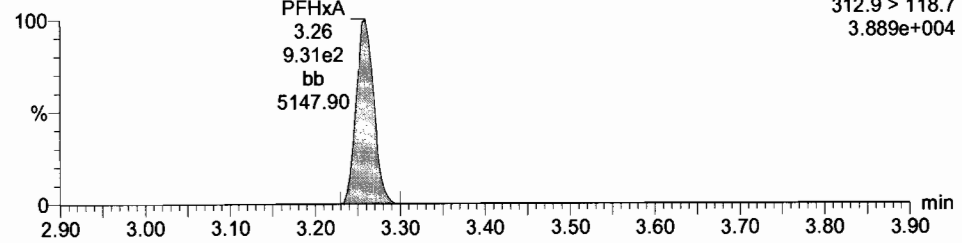
170706G3_33

F2:MRM of 8 channels,ES-
299 > 98.7
1.343e+005



170706G3_33

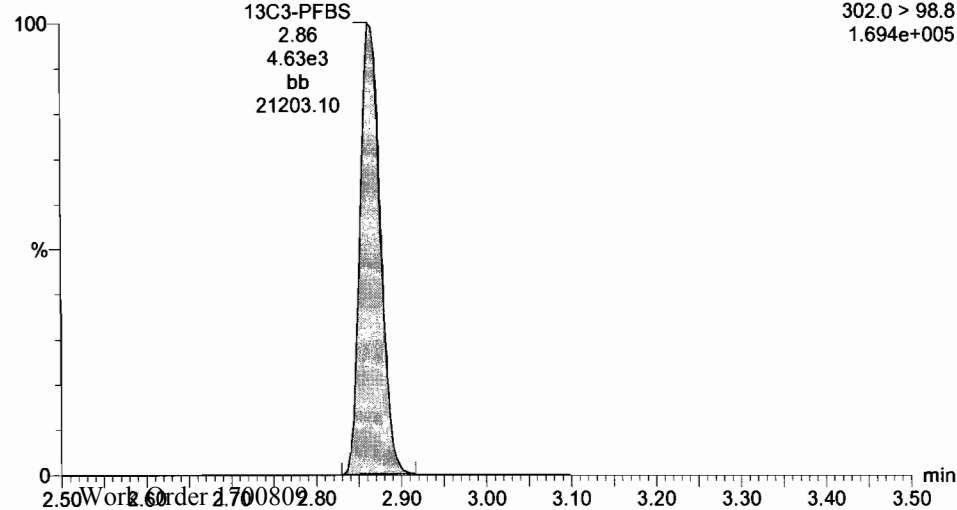
F3:MRM of 11 channels,ES-
312.9 > 118.7
3.889e+004



13C3-PFBS

170706G3_33

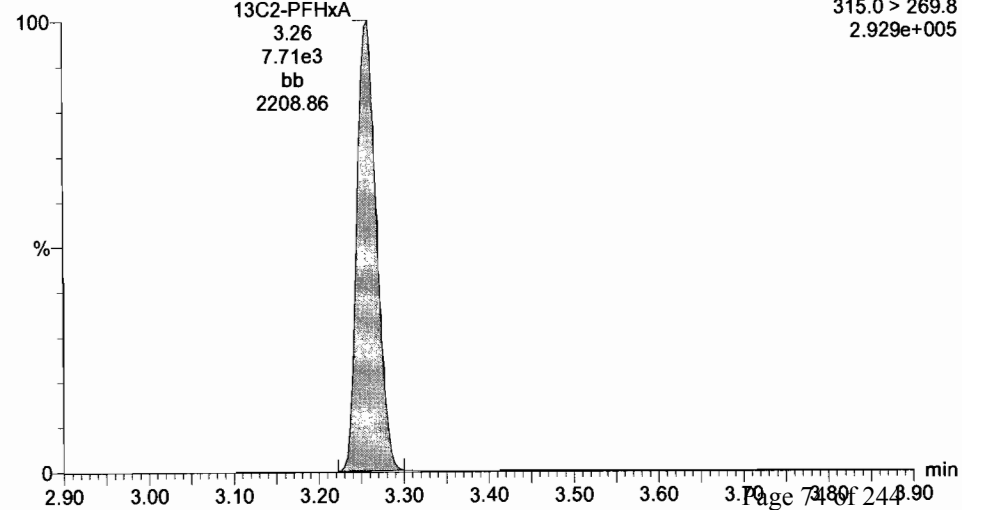
F2:MRM of 8 channels,ES-
302.0 > 98.8
1.694e+005



13C2-PFHxA

170706G3_33

F3:MRM of 11 channels,ES-
315.0 > 269.8
2.929e+005



Dataset: U:\G1.PRO\Results\2017\170706G3\170706G3-33.qld

Last Altered: Tuesday, July 11, 2017 15:02:59 Pacific Daylight Time

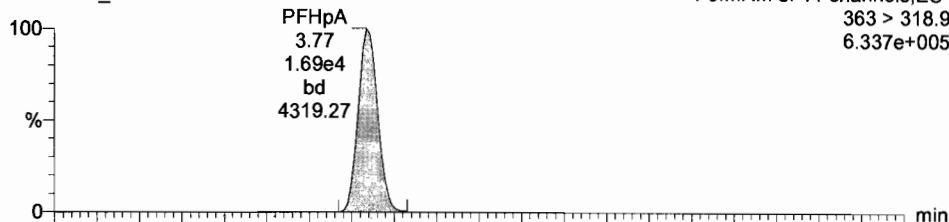
Printed: Tuesday, July 11, 2017 15:05:39 Pacific Daylight Time

ID: ST170706G3-10 PFC CS3 17G0605, Description: PFC CS3 17G0605, Name: 170706G3_33, Date: 07-Jul-2017, Time: 00:08:15, Instrument: , Lab: , User:

PFHpA

170706G3_33

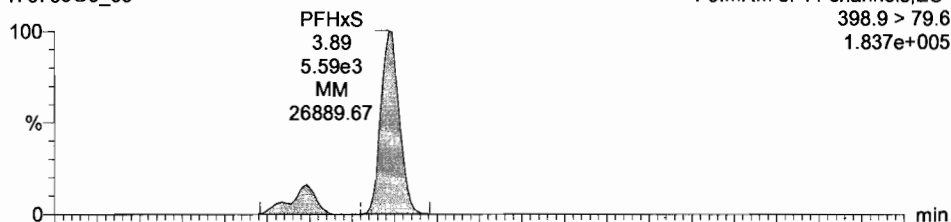
F3:MRM of 11 channels,ES-
363 > 318.9
6.337e+005



Total PFHxS

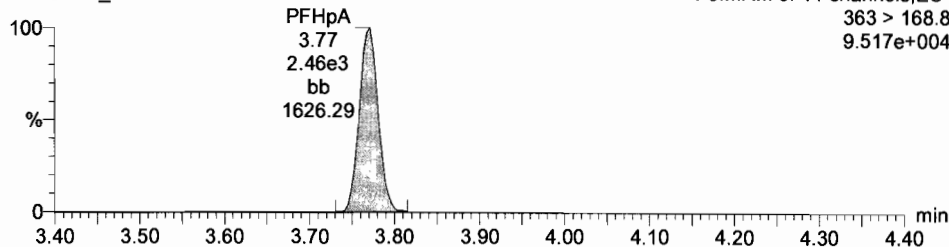
170706G3_33

F3:MRM of 11 channels,ES-
398.9 > 79.6
1.837e+005



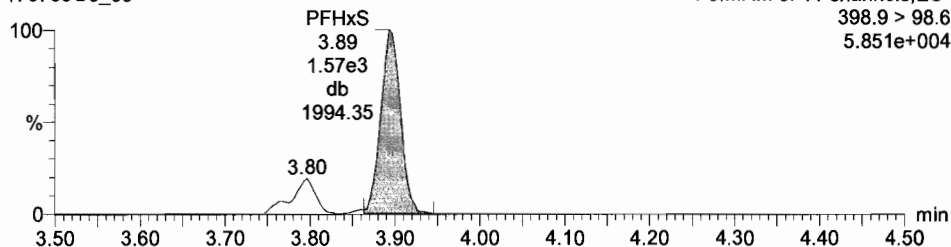
170706G3_33

F3:MRM of 11 channels,ES-
363 > 168.8
9.517e+004



170706G3_33

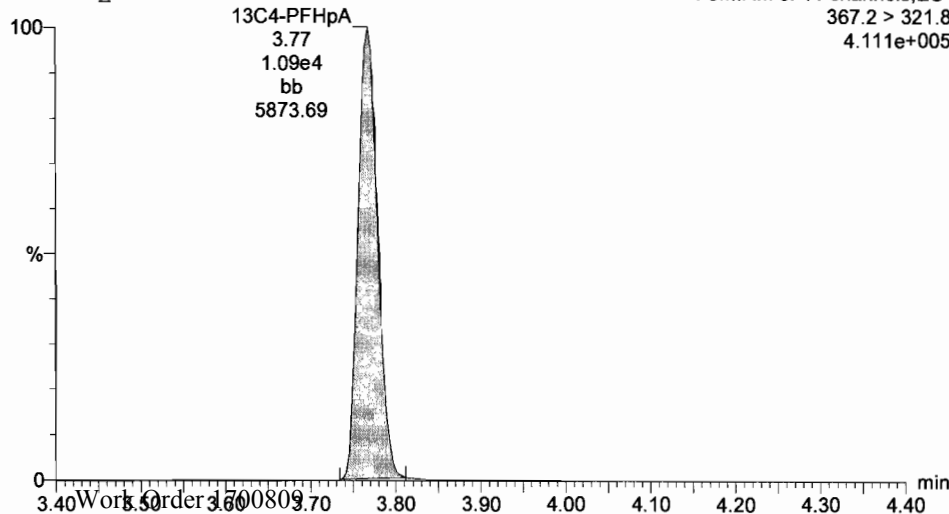
F3:MRM of 11 channels,ES-
398.9 > 98.6
5.851e+004



13C4-PFHpA

170706G3_33

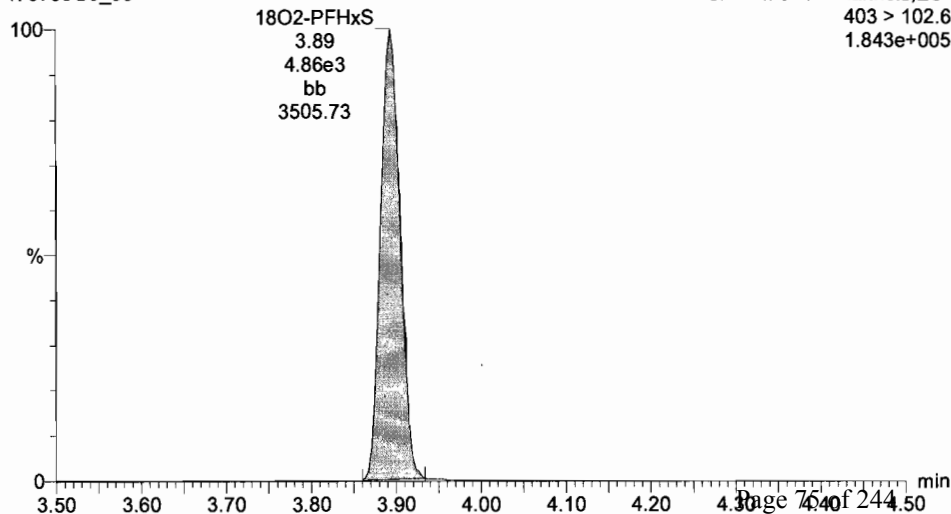
F3:MRM of 11 channels,ES-
367.2 > 321.8
4.111e+005



18O2-PFHxS

170706G3_33

F3:MRM of 11 channels,ES-
403 > 102.6
1.843e+005



Dataset: U:\G1.PRO\Results\2017\170706G3\170706G3-33.qld

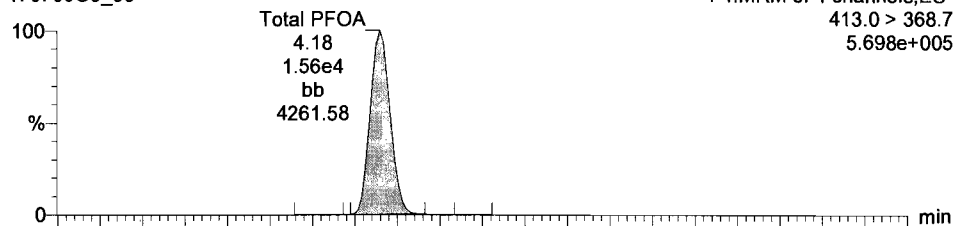
Last Altered: Tuesday, July 11, 2017 15:02:59 Pacific Daylight Time
Printed: Tuesday, July 11, 2017 15:05:39 Pacific Daylight Time

ID: ST170706G3-10 PFC CS3 17G0605, Description: PFC CS3 17G0605, Name: 170706G3_33, Date: 07-Jul-2017, Time: 00:08:15, Instrument: , Lab: , User:

Total PFOA

170706G3_33

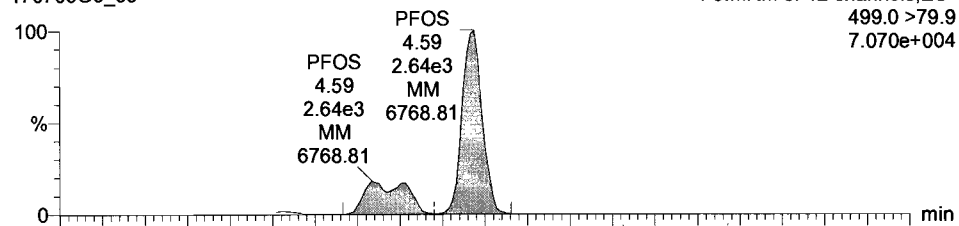
F4:MRM of 4 channels,ES-
413.0 > 368.7
5.698e+005



Total PFOS

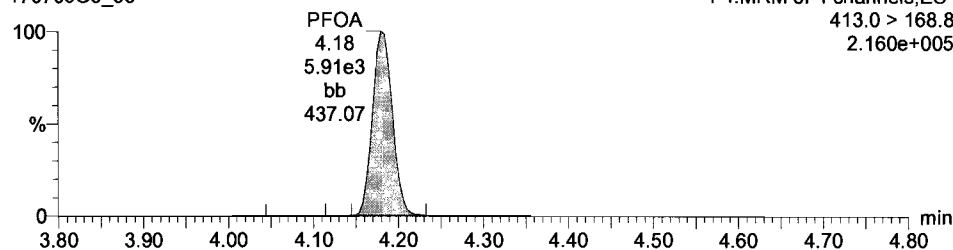
170706G3_33

F5:MRM of 12 channels,ES-
499.0 > 79.9
7.070e+004



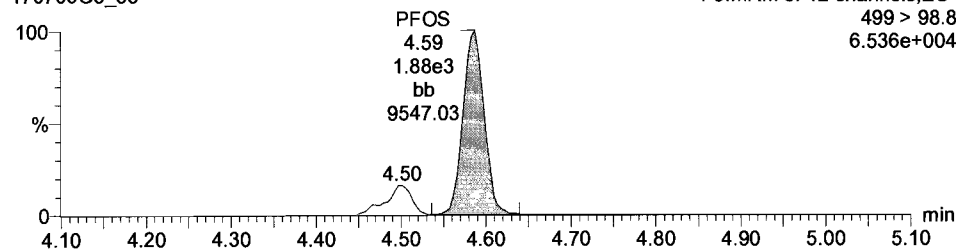
170706G3_33

F4:MRM of 4 channels,ES-
413.0 > 168.8
2.160e+005



170706G3_33

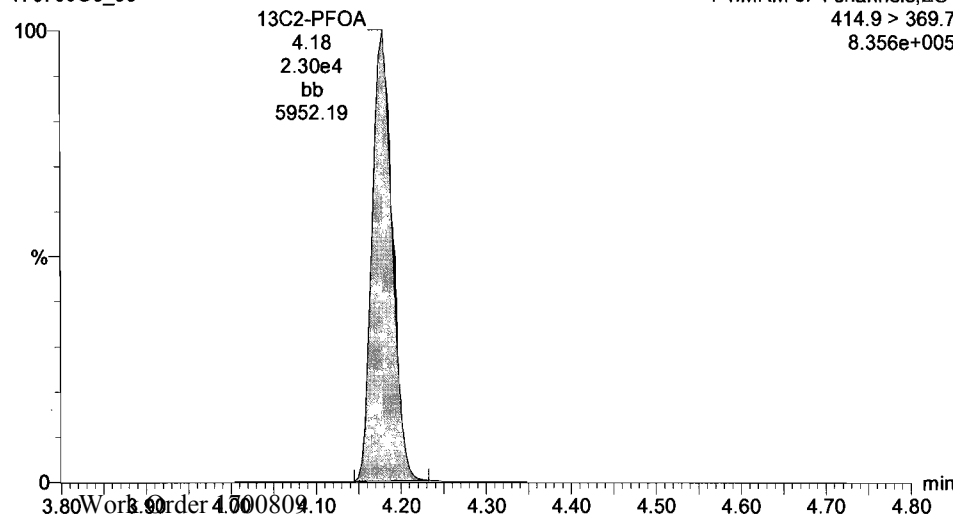
F5:MRM of 12 channels,ES-
499 > 98.8
6.536e+004



13C2-PFOA

170706G3_33

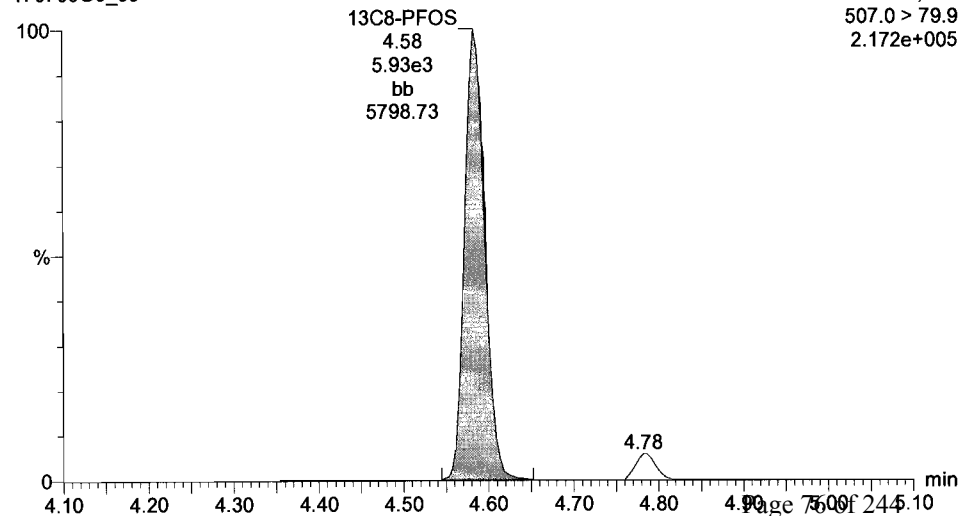
F4:MRM of 4 channels,ES-
414.9 > 369.7
8.356e+005



13C8-PFOS

170706G3_33

F5:MRM of 12 channels,ES-
507.0 > 79.9
2.172e+005



Dataset: U:\G1.PRO\Results\2017\170706G3\170706G3-33.qld

Last Altered: Tuesday, July 11, 2017 15:02:59 Pacific Daylight Time

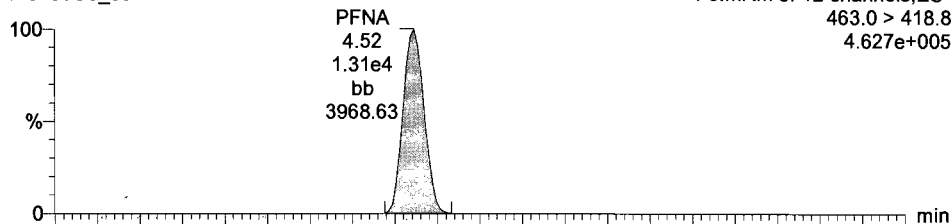
Printed: Tuesday, July 11, 2017 15:05:39 Pacific Daylight Time

ID: ST170706G3-10 PFC CS3 17G0605, Description: PFC CS3 17G0605, Name: 170706G3_33, Date: 07-Jul-2017, Time: 00:08:15, Instrument: , Lab: , User:

PFNA

170706G3_33


F5:MRM of 12 channels,ES-
463.0 > 418.8
4.627e+005



PFDA

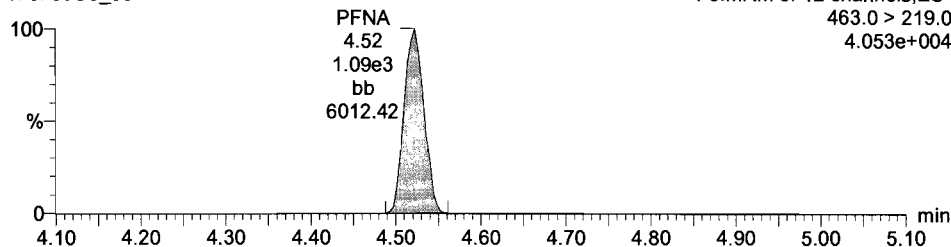
170706G3_33

F5:MRM of 12 channels,ES-
512.7 > 219.0
6.380e+004



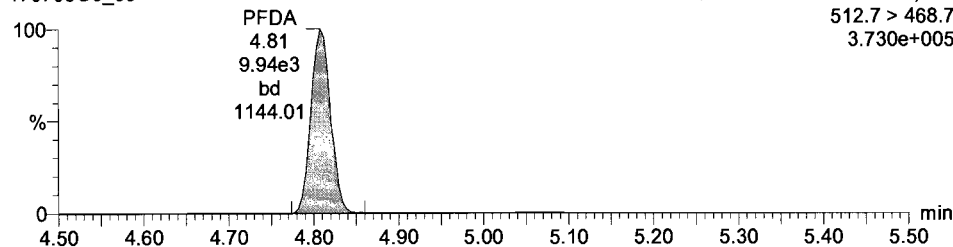
170706G3_33

F5:MRM of 12 channels,ES-
463.0 > 219.0
4.053e+004



170706G3_33

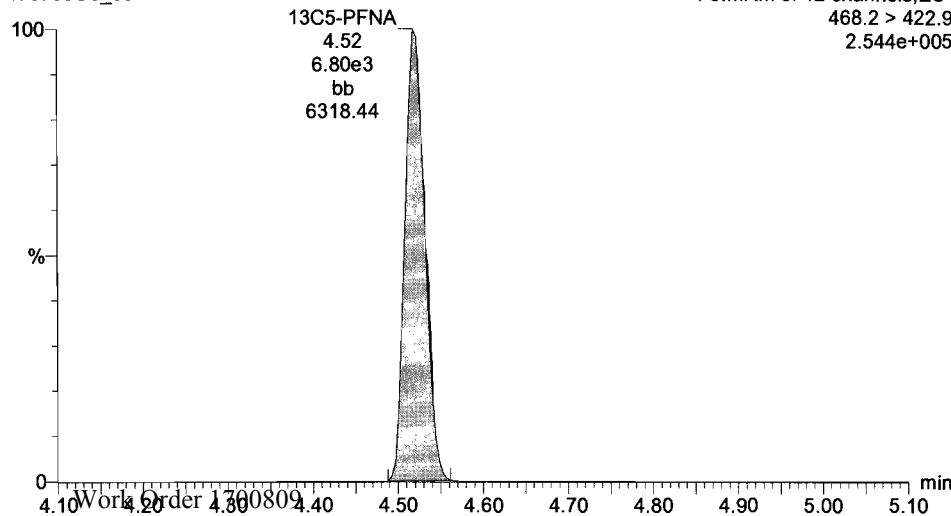
F5:MRM of 12 channels,ES-
512.7 > 468.7
3.730e+005



13C5-PFNA

170706G3_33

F5:MRM of 12 channels,ES-
468.2 > 422.9
2.544e+005



Dataset: U:\G1.PRO\Results\2017\170706G3\170706G3-33.qld

Last Altered: Tuesday, July 11, 2017 15:02:59 Pacific Daylight Time

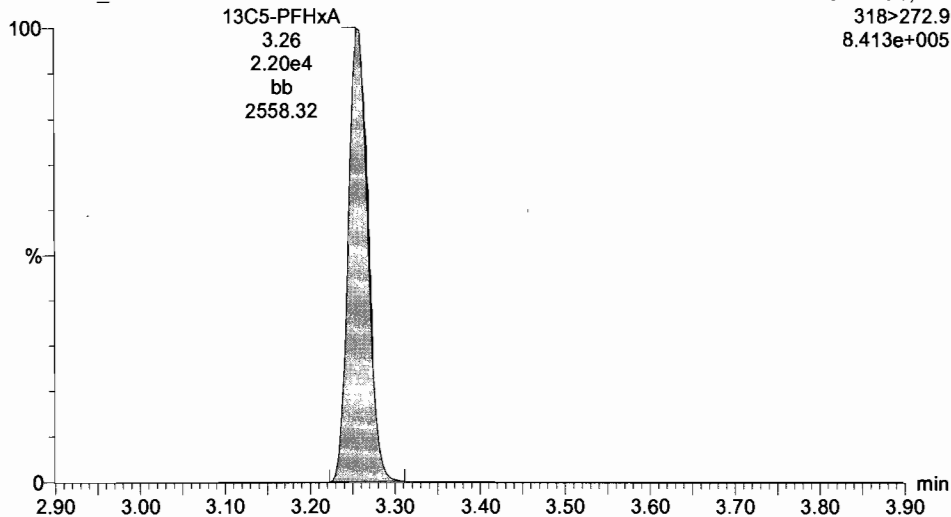
Printed: Tuesday, July 11, 2017 15:05:39 Pacific Daylight Time

ID: ST170706G3-10 PFC CS3 17G0605, Description: PFC CS3 17G0605, Name: 170706G3_33, Date: 07-Jul-2017, Time: 00:08:15, Instrument: , Lab: , User:

13C5-PFHxA

170706G3_33

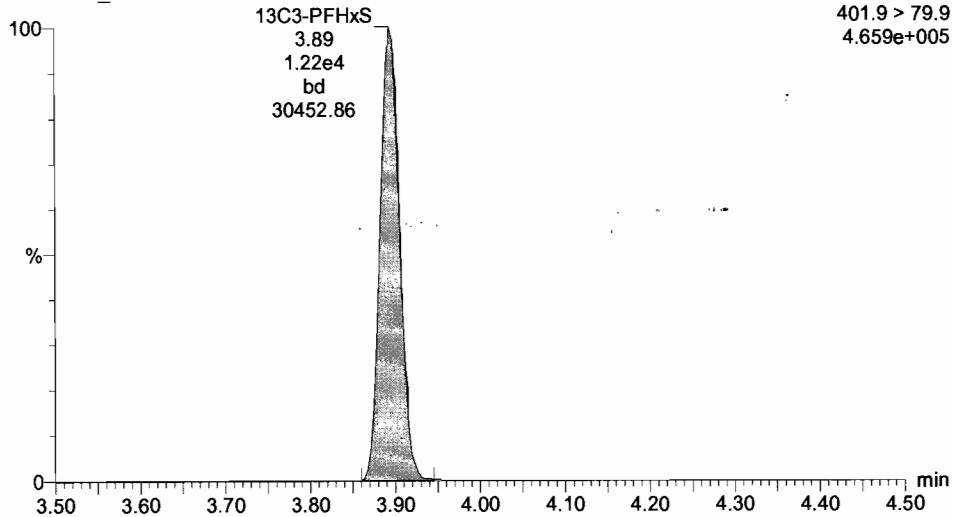
F3:MRM of 11 channels,ES-
318>272.9
8.413e+005



13C3-PFHxS

170706G3_33

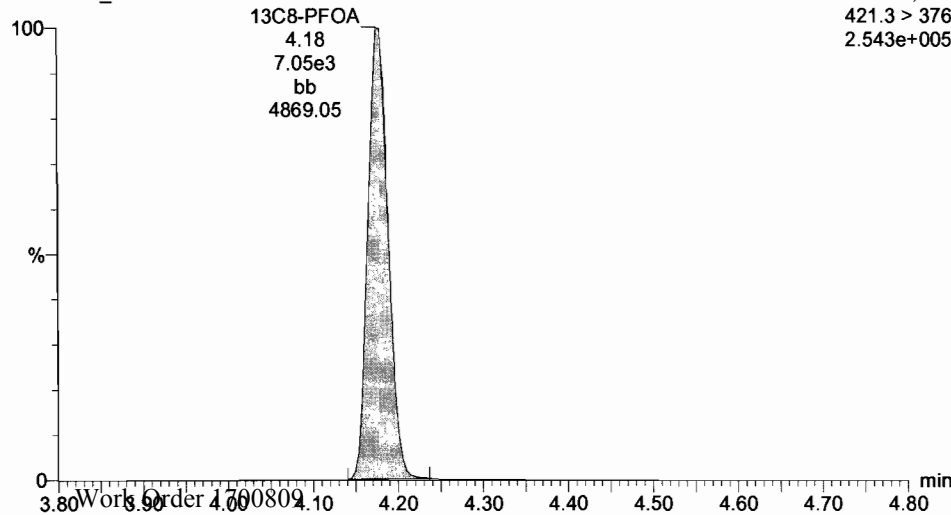
F3:MRM of 11 channels,ES-
401.9 > 79.9
4.659e+005



13C8-PFOA

170706G3_33

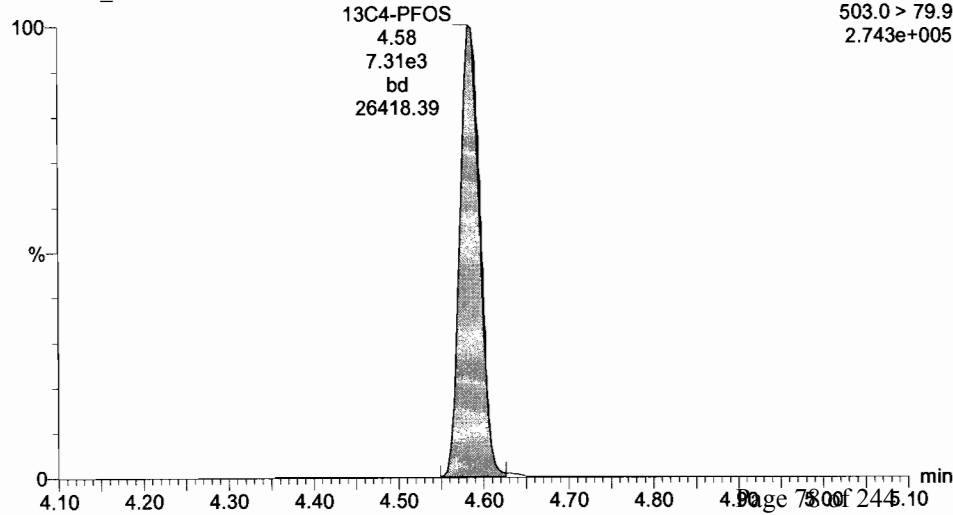
F4:MRM of 4 channels,ES-
421.3 > 376
2.543e+005



13C4-PFOS

170706G3_33

F5:MRM of 12 channels,ES-
503.0 > 79.9
2.743e+005



Dataset: U:\G1.PRO\Results\2017\170706G3\170706G3-33.qld

Last Altered: Tuesday, July 11, 2017 15:02:59 Pacific Daylight Time

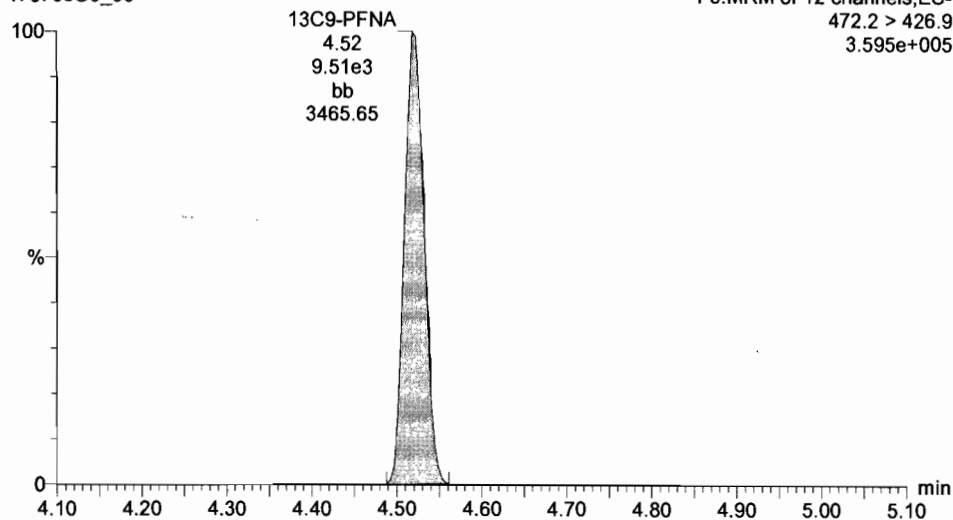
Printed: Tuesday, July 11, 2017 15:05:39 Pacific Daylight Time

ID: ST170706G3-10 PFC CS3 17G0605, Description: PFC CS3 17G0605, Name: 170706G3_33, Date: 07-Jul-2017, Time: 00:08:15, Instrument: , Lab: , User:

13C9-PFNA

170706G3_33

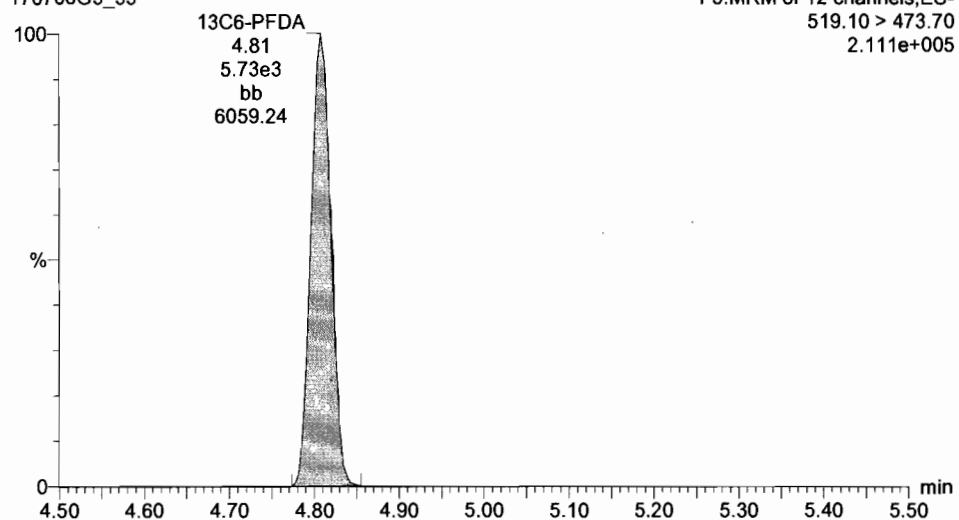
F5:MRM of 12 channels,ES-
472.2 > 426.9
3.595e+005



13C6-PFDA

170706G3_33

F5:MRM of 12 channels,ES-
519.10 > 473.70
2.111e+005



Dataset: U:\G1.PRO\Results\2017\170719G4\170719G4-2.qld

Last Altered: Thursday, July 20, 2017 08:44:36 Pacific Daylight Time

Printed: Thursday, July 20, 2017 09:17:06 Pacific Daylight Time

Method: U:\G1.pro\MethDB\PFAS_14or16_2trans_0712.mdb 12 Jul 2017 13:38:17

Calibration: U:\G1.pro\CurveDB\C18_VAL-PFC_Q1_7-11-17_L16_2Trans_NEW.cdb 12 Jul 2017 09:08:42

Name: 170719G4_2, Date: 19-Jul-2017, Time: 19:58:07, ID: ST170719G4-1 PFC CS3 17G1927, Description: PFC CS3 17G1927

#	Name	Trace	Response	IS Resp	RRF	Wt/Vol	RT	Conc.	%Rec
1	7 PFOA	413.0 > 368.7	1.16e4	1.88e4		1.000	4.27	8.78	87.8
2	17 13C2-PFOA	414.9 > 369.7	1.88e4	5.73e3	3.713	1.000	4.27	11.0	88.2
3	24 13C8-PFOA	421.3 > 376	5.73e3	5.73e3	1.000	1.000	4.27	12.5	100.0

70-130
50-150

Yan 7/20/17

Dataset: Untitled

Last Altered: Thursday, July 20, 2017 09:18:38 Pacific Daylight Time

Printed: Thursday, July 20, 2017 09:18:53 Pacific Daylight Time

Method: U:\G1.pro\MethDB\PFAS_14or16_2trans_0712.mdb 12 Jul 2017 13:38:17

Calibration: U:\G1.pro\CurveDB\C18_VAL-PFC_Q1_7-11-17_L16_2Trans_NEW.cdb 12 Jul 2017 09:08:42

Compound name: PFBA

	Name	ID	Acq.Date	Acq.Time
1	170719G4_1	IPA	19-Jul-17	19:45:36
2	170719G4_2	ST170719G4-1 PFC CS3 17G1927	19-Jul-17	19:58:07
3	170719G4_3	IPA	19-Jul-17	20:10:37
4	170719G4_4	1700809-01@10X PX-S34-GW-14-617 0.125	19-Jul-17	20:23:11
5	170719G4_5	1700809-01@5X PX-S34-GW-14-617 0.125	19-Jul-17	20:35:43
6	170719G4_6	IPA	19-Jul-17	20:48:17
7	170719G4_7	ST170719G4-2 PFC CS3 17G1927	19-Jul-17	21:00:49
8	170719G4_8	IPA	19-Jul-17	21:13:21

LC Calibration Standards Review Checklist

Q1

Calibration ID:	L M H	ION Ratio	Concentration	C-Cals Name	Sign Date	Correct I-Cal	Manual Integrations	
<u>ST17071964-1</u>	<input checked="" type="checkbox"/> <input type="checkbox"/> <input type="checkbox"/>	<input type="checkbox"/> <input checked="" type="checkbox"/> <input type="checkbox"/>	<input type="checkbox"/>	<input type="checkbox"/>	<input type="checkbox"/>	<input type="checkbox"/>	<input type="checkbox"/>	<u>NA</u>
<u>↓ -2</u>	<input type="checkbox"/> <input checked="" type="checkbox"/> <input type="checkbox"/>	<input type="checkbox"/> <input checked="" type="checkbox"/> <input type="checkbox"/>	<input type="checkbox"/>	<input type="checkbox"/>	<input type="checkbox"/>	<input type="checkbox"/>	<input type="checkbox"/>	<input checked="" type="checkbox"/>
_____	<input type="checkbox"/> <input type="checkbox"/> <input type="checkbox"/>	<input type="checkbox"/>	<input type="checkbox"/>	<input type="checkbox"/>	<input type="checkbox"/>	<input type="checkbox"/>	<input type="checkbox"/>	<input type="checkbox"/>
_____	<input type="checkbox"/> <input type="checkbox"/> <input type="checkbox"/>	<input type="checkbox"/>	<input type="checkbox"/>	<input type="checkbox"/>	<input type="checkbox"/>	<input type="checkbox"/>	<input type="checkbox"/>	<input type="checkbox"/>
_____	<input type="checkbox"/> <input type="checkbox"/> <input type="checkbox"/>	<input type="checkbox"/>	<input type="checkbox"/>	<input type="checkbox"/>	<input type="checkbox"/>	<input type="checkbox"/>	<input type="checkbox"/>	<input type="checkbox"/>
_____	<input type="checkbox"/> <input type="checkbox"/> <input type="checkbox"/>	<input type="checkbox"/>	<input type="checkbox"/>	<input type="checkbox"/>	<input type="checkbox"/>	<input type="checkbox"/>	<input type="checkbox"/>	<input type="checkbox"/>
_____	<input type="checkbox"/> <input type="checkbox"/> <input type="checkbox"/>	<input type="checkbox"/>	<input type="checkbox"/>	<input type="checkbox"/>	<input type="checkbox"/>	<input type="checkbox"/>	<input type="checkbox"/>	<input type="checkbox"/>
_____	<input type="checkbox"/> <input type="checkbox"/> <input type="checkbox"/>	<input type="checkbox"/>	<input type="checkbox"/>	<input type="checkbox"/>	<input type="checkbox"/>	<input type="checkbox"/>	<input type="checkbox"/>	<input type="checkbox"/>
_____	<input type="checkbox"/> <input type="checkbox"/> <input type="checkbox"/>	<input type="checkbox"/>	<input type="checkbox"/>	<input type="checkbox"/>	<input type="checkbox"/>	<input type="checkbox"/>	<input type="checkbox"/>	<input type="checkbox"/>
_____	<input type="checkbox"/> <input type="checkbox"/> <input type="checkbox"/>	<input type="checkbox"/>	<input type="checkbox"/>	<input type="checkbox"/>	<input type="checkbox"/>	<input type="checkbox"/>	<input type="checkbox"/>	<input type="checkbox"/>
_____	<input type="checkbox"/> <input type="checkbox"/> <input type="checkbox"/>	<input type="checkbox"/>	<input type="checkbox"/>	<input type="checkbox"/>	<input type="checkbox"/>	<input type="checkbox"/>	<input type="checkbox"/>	<input type="checkbox"/>

Full Mass Cal. Date: 4/15/17

Run Log Present:

of Samples per Sequence Checked:

Reviewed By: AM 7/20/17
 Initials/Date

Comments:
 PFOA ONLY

Dataset: U:\G1.PRO\Results\2017\170719G4\170719G4-2.qld

Last Altered: Thursday, July 20, 2017 08:44:36 Pacific Daylight Time

Printed: Thursday, July 20, 2017 09:17:20 Pacific Daylight Time

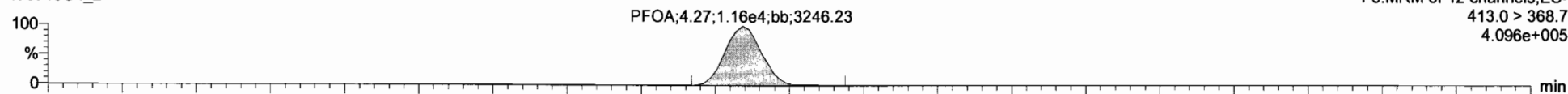
Method: U:\G1.pro\MethDB\PFAS_14or16_2trans_0712.mdb 12 Jul 2017 13:38:17

Calibration: U:\G1.pro\CurveDB\C18_VAL-PFC_Q1_7-11-17_L16_2Trans_NEW.cdb 12 Jul 2017 09:08:42

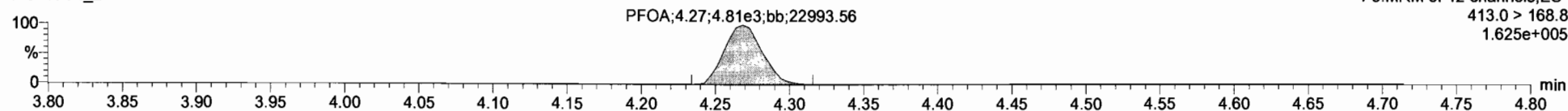
ID: ST170719G4-1 PFC CS3 17G1927, Description: PFC CS3 17G1927, Name: 170719G4_2, Date: 19-Jul-2017, Time: 19:58:07, Instrument: , Lab: , User:

Total PFOA

170719G4_2

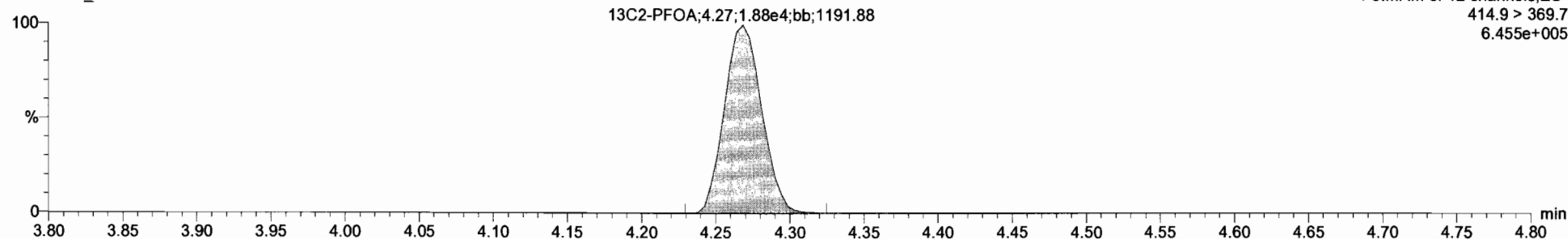


170719G4_2



13C2-PFOA

170719G4_2



Dataset: U:\G1.PRO\Results\2017\170719G4\170719G4-2.qld

Last Altered: Thursday, July 20, 2017 08:44:36 Pacific Daylight Time

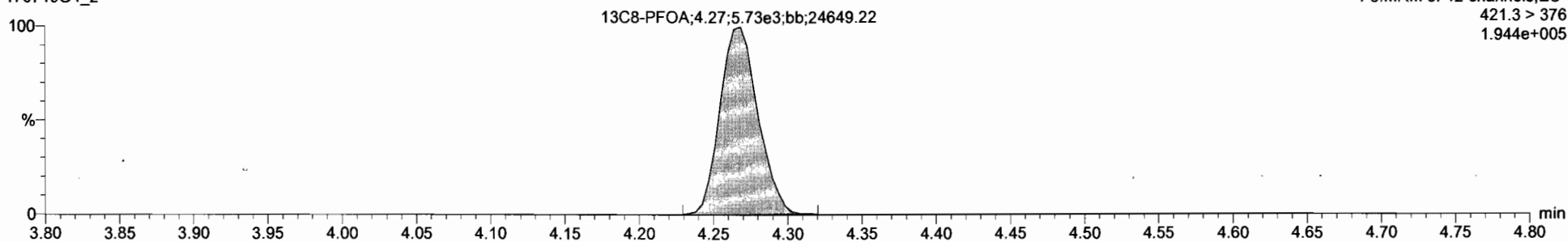
Printed: Thursday, July 20, 2017 09:17:20 Pacific Daylight Time

ID: ST170719G4-1 PFC CS3 17G1927, Description: PFC CS3 17G1927, Name: 170719G4_2, Date: 19-Jul-2017, Time: 19:58:07, Instrument: , Lab: , User:

13C8-PFOA

170719G4_2

F5:MRM of 12 channels,ES-
421.3 > 376
1.944e+005



Dataset: U:\G1.PRO\Results\2017\170719G4\170719G4-7.qld

Last Altered: Thursday, July 20, 2017 09:10:26 Pacific Daylight Time

Printed: Thursday, July 20, 2017 09:16:45 Pacific Daylight Time

Method: U:\G1.pro\MethDB\PFAS_14or16_2trans_0712.mdb 12 Jul 2017 13:38:17

Calibration: U:\G1.pro\CurveDB\C18_VAL-PFC_Q1_7-11-17_L16_2Trans_NEW.cdb 12 Jul 2017 09:08:42

Name: 170719G4_7, Date: 19-Jul-2017, Time: 21:00:49, ID: ST170719G4-2 PFC CS3 17G1927, Description: PFC CS3 17G1927

#	Name	Trace	Response	S Resp	RRF	Wt/Vol	RT	Conc.	%Rec
1	7 PFOA	413.0 > 368.7	1.34e4	2.14e4		1.000	4.27	8.93	89.3
2	17 13C2-PFOA	414.9 > 369.7	2.14e4	6.31e3	3.713	1.000	4.27	11.4	91.3
3	24 13C8-PFOA	421.3 > 376	6.31e3	6.31e3	1.000	1.000	4.27	12.5	100.0

70-130
50-150

7/20/17
~~Per 7/20/17~~ Per 7/20/17

Dataset: Untitled

Last Altered: Thursday, July 20, 2017 09:18:38 Pacific Daylight Time

Printed: Thursday, July 20, 2017 09:18:53 Pacific Daylight Time

Method: U:\G1.pro\MethDB\PFAS_14or16_2trans_0712.mdb 12 Jul 2017 13:38:17

Calibration: U:\G1.pro\CurveDB\C18_VAL-PFC_Q1_7-11-17_L16_2Trans_NEW.cdb 12 Jul 2017 09:08:42

Compound name: PFBA

	Name	ID	Acq.Date	Acq.Time
1	170719G4_1	IPA	19-Jul-17	19:45:36
2	170719G4_2	ST170719G4-1 PFC CS3 17G1927	19-Jul-17	19:58:07
3	170719G4_3	IPA	19-Jul-17	20:10:37
4	170719G4_4	1700809-01@10X PX-S34-GW-14-617 0.125	19-Jul-17	20:23:11
5	170719G4_5	1700809-01@5X PX-S34-GW-14-617 0.125	19-Jul-17	20:35:43
6	170719G4_6	IPA	19-Jul-17	20:48:17
7	170719G4_7	ST170719G4-2 PFC CS3 17G1927	19-Jul-17	21:00:49
8	170719G4_8	IPA	19-Jul-17	21:13:21

Dataset: U:\G1.PRO\Results\2017\170719G4\170719G4-7.qld

Last Altered: Thursday, July 20, 2017 09:10:26 Pacific Daylight Time

Printed: Thursday, July 20, 2017 09:16:19 Pacific Daylight Time

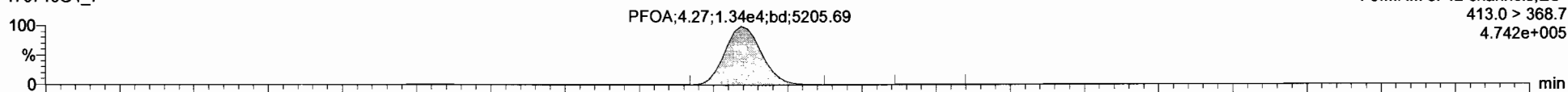
Method: U:\G1.pro\MethDB\PFAS_14or16_2trans_0712.mdb 12 Jul 2017 13:38:17

Calibration: U:\G1.pro\CurveDB\C18_VAL-PFC_Q1_7-11-17_L16_2Trans_NEW.cdb 12 Jul 2017 09:08:42

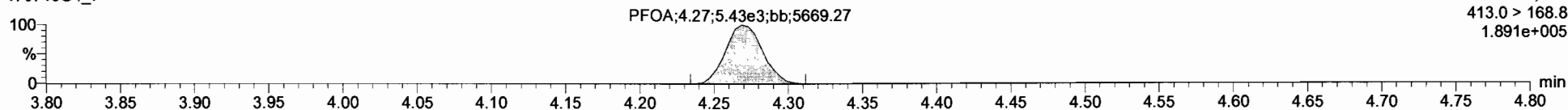
ID: ST170719G4-2 PFC CS3 17G1927, Description: PFC CS3 17G1927, Name: 170719G4_7, Date: 19-Jul-2017, Time: 21:00:49, Instrument: , Lab: , User:

Total PFOA

170719G4_7

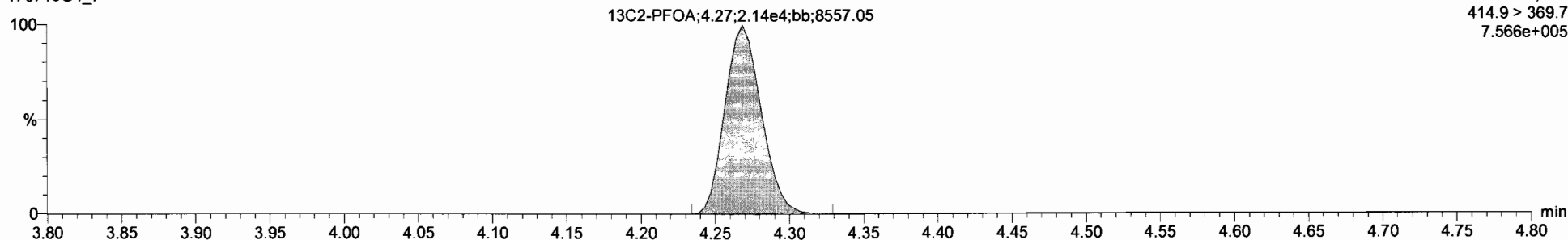


170719G4_7



13C2-PFOA

170719G4_7



Dataset: U:\G1.PRO\Results\2017\170719G4\170719G4-7.qld

Last Altered: Thursday, July 20, 2017 09:10:26 Pacific Daylight Time

Printed: Thursday, July 20, 2017 09:16:19 Pacific Daylight Time

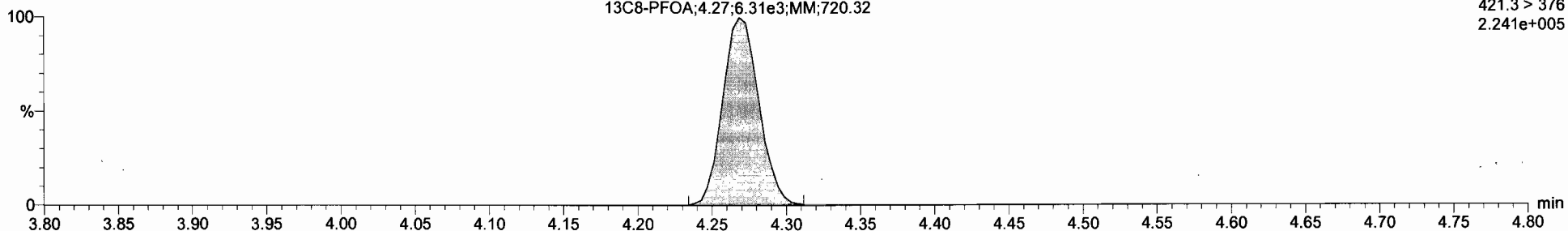
ID: ST170719G4-2 PFC CS3 17G1927, Description: PFC CS3 17G1927, Name: 170719G4_7, Date: 19-Jul-2017, Time: 21:00:49, Instrument: , Lab: , User:

13C8-PFOA

170719G4_7

F5:MRM of 12 channels,ES-
421.3 > 376
2.241e+005

13C8-PFOA;4.27;6.31e3;MM;720.32



INITIAL CALIBRATION

Dataset: U:\G1.PRO\Results\2017\170630G4\170638G4_CRV.qld

Last Altered: Friday, June 30, 2017 5:15:07 PM Pacific Daylight Time

Printed: Monday, July 03, 2017 8:27:13 AM Pacific Daylight Time

Method: U:\G1.pro\MethDB\PFAS_14or16_2trans_0630.mdb 30 Jun 2017 17:00:08

Calibration: U:\G1.PRO\CurveDB\C18_VAL-PFC_Q1_6-30-17_L16_2Trans.cdb 30 Jun 2017 17:15:07

Compound name: PFBA

Correlation coefficient: $r = 0.999795$, $r^2 = 0.999589$

Calibration curve: $0.944941 * x + 0.0444903$

Response type: Internal Std (Ref 11), Area * (IS Conc. / IS Area)

Curve type: Linear, Origin: Exclude, Weighting: 1/x, Axis trans: None

#	Name	Std. Conc.	RT	Resp	IS Resp	Conc.	%Dev	RRF
1	1 170630G4_3	0.500	1.72	1.85e2	4.55e3	0.492	-1.7	1.02
2	2 170630G4_4	1.00	1.71	3.33e2	4.64e3	0.902	-9.8	0.897
3	3 170630G4_5	2.00	1.70	8.50e2	4.79e3	2.30	15.0	1.11
4	4 170630G4_6	5.00	1.71	1.83e3	4.90e3	4.89	-2.3	0.932
5	5 170630G4_7	10.0	1.72	5.17e3	6.86e3	9.92	-0.8	0.942
6	6 170630G4_8	50.0	1.71	1.57e4	4.19e3	49.5	-0.9	0.937
7	7 170630G4_9	100	1.71	2.99e4	3.94e3	100	0.5	0.950

DM
7/3/17

DM 7/3/17

Compound name: PFPeA

Correlation coefficient: $r = 0.996953$, $r^2 = 0.993916$

Calibration curve: $0.895428 * x + -0.0904433$

Response type: Internal Std (Ref 13), Area * (IS Conc. / IS Area)

Curve type: Linear, Origin: Exclude, Weighting: 1/x, Axis trans: None

#	Name	Std. Conc.	RT	Resp	IS Resp	Conc.	%Dev	RRF
1	1 170630G4_3	0.500	2.64	4.94e1	2.12e3	0.427	-14.7	0.583
2	2 170630G4_4	1.00	2.65	8.83e1	1.83e3	0.774	-22.6	0.603
3	3 170630G4_5	2.00	2.65	2.87e2	2.13e3	1.98	-1.0	0.841
4	4 170630G4_6	5.00	2.65	8.67e2	2.06e3	5.98	19.5	1.05
5	5 170630G4_7	10.0	2.65	2.61e3	2.96e3	12.4	24.2	1.10
6	6 170630G4_8	50.0	2.64	6.91e3	2.03e3	47.7	-4.7	0.852
7	7 170630G4_9	100	2.65	1.31e4	1.84e3	99.3	-0.7	0.888

Dataset: U:\G1.PRO\Results\2017\170630G4\170638G4_CRV.qld

Last Altered: Friday, June 30, 2017 5:15:07 PM Pacific Daylight Time

Printed: Monday, July 03, 2017 8:27:13 AM Pacific Daylight Time

Compound name: PFBS

Correlation coefficient: $r = 0.999702$, $r^2 = 0.999404$

Calibration curve: $1.78146 * x + 0.113316$

Response type: Internal Std (Ref 12), Area * (IS Conc. / IS Area)

Curve type: Linear, Origin: Exclude, Weighting: 1/x, Axis trans: None

#	Name	Std. Conc	RT	Resp	IS Resp	Conc.	%Dev	RRF
1	1 170630G4_3	0.500	2.91	1.10e2	1.27e3	0.547	9.3	2.17
2	2 170630G4_4	1.00	2.90	1.82e2	1.32e3	0.907	-9.3	1.73
3	3 170630G4_5	2.00	2.91	3.49e2	1.25e3	1.89	-5.4	1.74
4	4 170630G4_6	5.00	2.91	1.00e3	1.29e3	5.39	7.9	1.94
5	5 170630G4_7	10.0	2.91	2.50e3	1.76e3	9.88	-1.2	1.77
6	6 170630G4_8	50.0	2.91	7.87e3	1.13e3	48.8	-2.4	1.74
7	7 170630G4_9	100	2.91	1.57e4	1.09e3	101	1.1	1.80

Compound name: PFHxA

Correlation coefficient: $r = 0.998286$, $r^2 = 0.996576$

Calibration curve: $1.64669 * x + -0.0592162$

Response type: Internal Std (Ref 14), Area * (IS Conc. / IS Area)

Curve type: Linear, Origin: Exclude, Weighting: 1/x, Axis trans: None

#	Name	Std. Conc	RT	Resp	IS Resp	Conc.	%Dev	RRF
1	1 170630G4_3	0.500	3.29	1.03e2	1.80e3	0.468	-6.4 (X)	1.42
2	2 170630G4_4	1.00	3.29	2.27e2	1.64e3	1.09	8.8	1.73
3	3 170630G4_5	2.00	3.29	5.11e2	1.86e3	2.12	5.9	1.71
4	4 170630G4_6	5.00	3.29	1.20e3	1.97e3	4.65	-7.1	1.52
5	5 170630G4_7	10.0	3.29	3.40e3	2.72e3	9.54	-4.6	1.57
6	6 170630G4_8	50.0	3.29	1.08e4	1.77e3	46.3	-7.3	1.53
7	7 170630G4_9	100	3.29	2.03e4	1.48e3	104	4.3	1.72

④ Point was excluded.

Dataset: U:\G1.PRO\Results\2017\170630G4\170638G4_CRV.qld

Last Altered: Friday, June 30, 2017 5:15:07 PM Pacific Daylight Time

Printed: Monday, July 03, 2017 8:27:13 AM Pacific Daylight Time

Compound name: PFHpA

Correlation coefficient: $r = 0.998469$, $r^2 = 0.996940$

Calibration curve: $2.14098 * x + 0.124957$

Response type: Internal Std (Ref 15), Area * (IS Conc. / IS Area)

Curve type: Linear, Origin: Exclude, Weighting: 1/x, Axis trans: None

#	Name	Std. Conc	RT	Resp	IS Resp	Conc.	%Dev	RRF
1	1 170630G4_3	0.500	3.81	2.52e2	2.63e3	0.500	0.0	2.39
2	2 170630G4_4	1.00	3.81	4.36e2	2.50e3	0.960	-4.0	2.18
3	3 170630G4_5	2.00	3.82	9.21e2	2.37e3	2.21	10.4	2.43
4	4 170630G4_6	5.00	3.82	2.28e3	2.70e3	4.88	-2.5	2.11
5	5 170630G4_7	10.0	3.82	6.51e3	4.13e3	9.15	-8.5	1.97
6	6 170630G4_8	50.0	3.82	1.95e4	2.12e3	53.8	7.6	2.31
7	7 170630G4_9	100	3.82	3.52e4	2.12e3	97.0	-3.0	2.08

Compound name: PFHxS

Correlation coefficient: $r = 0.995890$, $r^2 = 0.991798$

Calibration curve: $1.17669 * x + -0.128291$

Response type: Internal Std (Ref 16), Area * (IS Conc. / IS Area)

Curve type: Linear, Origin: Exclude, Weighting: 1/x, Axis trans: None

#	Name	Std. Conc	RT	Resp	IS Resp	Conc.	%Dev	RRF
1	1 170630G4_3	0.500	3.93	8.91e1	1.33e3	0.823	64.6	1.68
2	2 170630G4_4	1.00	3.94	9.57e1	1.37e3	0.849	-15.1	0.871
3	3 170630G4_5	2.00	3.94	2.35e2	1.38e3	1.91	-4.3	1.06
4	4 170630G4_6	5.00	3.94	7.45e2	1.38e3	5.84	16.9	1.35
5	5 170630G4_7	10.0	3.94	1.98e3	2.19e3	9.70	-3.0	1.13
6	6 170630G4_8	50.0	3.94	6.53e3	1.24e3	55.8	11.6	1.31
7	7 170630G4_9	100	3.94	1.23e4	1.39e3	93.9	-6.1	1.10

④ point was excluded.

Dataset: U:\G1.PRO\Results\2017\170630G4\170638G4_CRV.qld

Last Altered: Friday, June 30, 2017 5:15:07 PM Pacific Daylight Time

Printed: Monday, July 03, 2017 8:27:13 AM Pacific Daylight Time

Compound name: PFOA

Correlation coefficient: $r = 0.999377$, $r^2 = 0.998754$

Calibration curve: $0.829556 * x + 0.29401$

Response type: Internal Std (Ref 17), Area * (IS Conc. / IS Area)

Curve type: Linear, Origin: Exclude, Weighting: 1/x, Axis trans: None

#	Name	Std. Conc	RT	Resp	IS Resp	Conc.	%Dev	RRF
1	1 170630G4_3	0.500	4.23	2.42e2	4.95e3	0.381	-23.9	1.22
2	2 170630G4_4	1.00	4.23	4.41e2	4.63e3	1.08	8.0	1.19
3	3 170630G4_5	2.00	4.23	7.96e2	5.16e3	1.97	-1.6	0.963
4	4 170630G4_6	5.00	4.24	1.96e3	4.78e3	5.83	16.6	1.03
5	5 170630G4_7	10.0	4.23	6.45e3	9.15e3	10.3	2.7	0.881
6	6 170630G4_8	50.0	4.23	1.74e4	5.30e3	49.2	-1.6	0.822
7	7 170630G4_9	100	4.23	3.52e4	5.30e3	99.8	-0.2	0.831

Compound name: PFNA

Coefficient of Determination: $R^2 = 0.998588$

Calibration curve: $0.000630113 * x^2 + 2.24747 * x + 1.02096$

Response type: Internal Std (Ref 18), Area * (IS Conc. / IS Area)

Curve type: 2nd Order, Origin: Exclude, Weighting: 1/x, Axis trans: None

#	Name	Std. Conc	RT	Resp	IS Resp	Conc.	%Dev	RRF
1	1 170630G4_3	0.500	4.57	8.16e1	1.40e3			1.46
2	2 170630G4_4	1.00	4.57	4.00e2	1.60e3	0.937	-6.3	3.13
3	3 170630G4_5	2.00	4.57	8.24e2	2.01e3	1.83	-8.7	2.56
4	4 170630G4_6	5.00	4.58	1.70e3	1.48e3	5.94	18.8	2.88
5	5 170630G4_7	10.0	4.57	6.19e3	3.36e3	9.76	-2.4	2.30
6	6 170630G4_8	50.0	4.57	1.89e4	2.10e3	49.1	-1.7	2.26
7	7 170630G4_9	100	4.57	4.34e4	2.33e3	100	0.4	2.33

(A) point was excluded.

Dataset: U:\G1.PRO\Results\2017\170630G4\170638G4_CRV.qld

Last Altered: Friday, June 30, 2017 5:15:07 PM Pacific Daylight Time

Printed: Monday, July 03, 2017 8:27:13 AM Pacific Daylight Time

Compound name: PFOS

Correlation coefficient: $r = 0.999240$, $r^2 = 0.998480$

Calibration curve: $0.532841 * x + -0.251214$

Response type: Internal Std (Ref 20), Area * (IS Conc. / IS Area)

Curve type: Linear, Origin: Exclude, Weighting: 1/x, Axis trans: None

#	Name	Std. Conc	RT	Resp	IS Resp	Conc.	%Dev	RRF
1	1 170630G4_3	0.500	4.64	3.57e0	1.35e3	0.534	6.7	0.0663
2	2 170630G4_4	1.00	4.64	2.17e1	1.54e3	0.801	-19.9	0.175
3	3 170630G4_5	2.00	4.64	1.36e2	1.69e3	2.36	17.8	0.502
4	4 170630G4_6	5.00	4.64	2.38e2	1.42e3	4.41	-11.9	0.419
5	5 170630G4_7	10.0	4.64	1.40e3	3.18e3	10.8	7.8	0.549
6	6 170630G4_8	50.0	4.64	4.40e3	2.09e3	49.9	-0.1	0.527
7	7 170630G4_9	100	4.64	1.02e4	2.42e3	99.7	-0.3	0.529

Compound name: PFDA

Coefficient of Determination: $R^2 = 0.998954$

Calibration curve: $0.000550073 * x^2 + 0.164733 * x + 0.0734046$

Response type: Internal Std (Ref 19), Area * (IS Conc. / IS Area)

Curve type: 2nd Order, Origin: Exclude, Weighting: 1/x, Axis trans: None

#	Name	Std. Conc	RT	Resp	IS Resp	Conc.	%Dev	RRF
1	1 170630G4_3	0.500	4.86	6.06e0	1.72e3		(A) 3.8	0.0881
2	2 170630G4_4	1.00	4.86	4.75e1	2.42e3	1.04		0.245
3	3 170630G4_5	2.00	4.86	1.06e2	2.98e3	2.24	12.1	0.223
4	4 170630G4_6	5.00	4.86	1.30e2	2.18e3	4.04	-19.3	0.149
5	5 170630G4_7	10.0	4.86	8.32e2	5.73e3	10.2	2.2	0.181
6	6 170630G4_8	50.0	4.86	3.65e3	4.64e3	50.7	1.4	0.197
7	7 170630G4_9	100	4.86	7.91e3	4.50e3	99.7	-0.3	0.220

(A) point was excluded.

Dataset: U:\G1.PRO\Results\2017\170630G4\170638G4_CRV.qld

Last Altered: Friday, June 30, 2017 5:15:07 PM Pacific Daylight Time

Printed: Monday, July 03, 2017 8:27:13 AM Pacific Daylight Time

Compound name: 13C3-PFBA

Response Factor: 1.05214

RRF SD: 0.0379901, Relative SD: 3.61074

Response type: Internal Std (Ref 21), Area * (IS Conc. / IS Area)

Curve type: RF

#	Name	Std. Conc	RT	Resp	IS Resp	Conc.	%Dev	RRF
1	1 170630G4_3	12.5	1.72	4.55e3	4.25e3	12.7	1.7	1.07
2	2 170630G4_4	12.5	1.70	4.64e3	4.32e3	12.8	2.2	1.08
3	3 170630G4_5	12.5	1.71	4.79e3	4.30e3	13.2	5.8	1.11
4	4 170630G4_6	12.5	1.71	4.90e3	4.78e3	12.2	-2.8	1.02
5	5 170630G4_7	12.5	1.72	6.86e3	6.49e3	12.6	0.4	1.06
6	6 170630G4_8	12.5	1.70	4.19e3	4.19e3	11.9	-4.9	1.00
7	7 170630G4_9	12.5	1.71	3.94e3	3.84e3	12.2	-2.4	1.03

Compound name: 13C3-PFBS

Response Factor: 0.281136

RRF SD: 0.0217881, Relative SD: 7.75002

Response type: Internal Std (Ref 22), Area * (IS Conc. / IS Area)

Curve type: RF

#	Name	Std. Conc	RT	Resp	IS Resp	Conc.	%Dev	RRF
1	1 170630G4_3	12.5	2.91	1.27e3	4.68e3	12.0	-3.7	0.271
2	2 170630G4_4	12.5	2.90	1.32e3	4.19e3	14.0	11.9	0.315
3	3 170630G4_5	12.5	2.90	1.25e3	4.43e3	12.6	0.6	0.283
4	4 170630G4_6	12.5	2.91	1.29e3	4.63e3	12.4	-0.8	0.279
5	5 170630G4_7	12.5	2.91	1.76e3	7.25e3	10.8	-13.4	0.243
6	6 170630G4_8	12.5	2.91	1.13e3	3.83e3	13.1	4.9	0.295
7	7 170630G4_9	12.5	2.91	1.09e3	3.86e3	12.6	0.5	0.283

Dataset: U:\G1.PRO\Results\2017\170630G4\170638G4_CRV.qld

Last Altered: Friday, June 30, 2017 5:15:07 PM Pacific Daylight Time

Printed: Monday, July 03, 2017 8:27:13 AM Pacific Daylight Time

Compound name: 13C3-PFPeA

Response Factor: 0.461733

RRF SD: 0.0386348, Relative SD: 8.36736

Response type: Internal Std (Ref 22), Area * (IS Conc. / IS Area)

Curve type: RF

	# Name	Std. Conc	RT	Resp	IS Resp	Conc.	%Dev	RRF
1	1 170630G4_3	12.5	2.65	2.12e3	4.68e3	12.3	-1.9	0.453
2	2 170630G4_4	12.5	2.64	1.83e3	4.19e3	11.8	-5.3	0.437
3	3 170630G4_5	12.5	2.64	2.13e3	4.43e3	13.0	4.4	0.482
4	4 170630G4_6	12.5	2.65	2.06e3	4.63e3	12.1	-3.6	0.445
5	5 170630G4_7	12.5	2.65	2.96e3	7.25e3	11.1	-11.5	0.409
6	6 170630G4_8	12.5	2.65	2.03e3	3.83e3	14.3	14.6	0.529
7	7 170630G4_9	12.5	2.65	1.84e3	3.86e3	12.9	3.2	0.476

Compound name: 13C2-PFHxA

Response Factor: 0.405982

RRF SD: 0.0312708, Relative SD: 7.70252

Response type: Internal Std (Ref 22), Area * (IS Conc. / IS Area)

Curve type: RF

	# Name	Std. Conc	RT	Resp	IS Resp	Conc.	%Dev	RRF
1	1 170630G4_3	12.5	3.29	1.80e3	4.68e3	11.9	-5.1	0.385
2	2 170630G4_4	12.5	3.29	1.64e3	4.19e3	12.0	-3.8	0.391
3	3 170630G4_5	12.5	3.29	1.86e3	4.43e3	13.0	3.6	0.421
4	4 170630G4_6	12.5	3.29	1.97e3	4.63e3	13.1	4.8	0.425
5	5 170630G4_7	12.5	3.29	2.72e3	7.25e3	11.5	-7.7	0.375
6	6 170630G4_8	12.5	3.29	1.77e3	3.83e3	14.2	13.7	0.462
7	7 170630G4_9	12.5	3.29	1.48e3	3.86e3	11.8	-5.6	0.383

Dataset: U:\G1.PRO\Results\2017\170630G4\170638G4_CRV.qld

Last Altered: Friday, June 30, 2017 5:15:07 PM Pacific Daylight Time

Printed: Monday, July 03, 2017 8:27:13 AM Pacific Daylight Time

Compound name: 13C4-PFHpA

Response Factor: 0.564229

RRF SD: 0.0207723, Relative SD: 3.68154

Response type: Internal Std (Ref 22), Area * (IS Conc. / IS Area)

Curve type: RF

	# Name	Std. Conc	RT	Resp	IS Resp	Conc.	%Dev	RRF
1	1 170630G4_3	12.5	3.82	2.63e3	4.68e3	12.5	-0.3	0.563
2	2 170630G4_4	12.5	3.82	2.50e3	4.19e3	13.2	5.8	0.597
3	3 170630G4_5	12.5	3.82	2.37e3	4.43e3	11.9	-4.9	0.537
4	4 170630G4_6	12.5	3.82	2.70e3	4.63e3	12.9	3.2	0.583
5	5 170630G4_7	12.5	3.82	4.13e3	7.25e3	12.6	1.0	0.570
6	6 170630G4_8	12.5	3.82	2.12e3	3.83e3	12.2	-2.1	0.553
7	7 170630G4_9	12.5	3.82	2.12e3	3.86e3	12.2	-2.8	0.549

Compound name: 18O2-PFHxS

Response Factor: 0.501415

RRF SD: 0.0430665, Relative SD: 8.589

Response type: Internal Std (Ref 23), Area * (IS Conc. / IS Area)

Curve type: RF

	# Name	Std. Conc	RT	Resp	IS Resp	Conc.	%Dev	RRF
1	1 170630G4_3	12.5	3.94	1.33e3	2.96e3	11.2	-10.7	0.448
2	2 170630G4_4	12.5	3.94	1.37e3	2.46e3	13.9	11.4	0.559
3	3 170630G4_5	12.5	3.94	1.38e3	2.91e3	11.8	-5.3	0.475
4	4 170630G4_6	12.5	3.94	1.38e3	2.77e3	12.4	-0.5	0.499
5	5 170630G4_7	12.5	3.94	2.19e3	4.53e3	12.0	-3.7	0.483
6	6 170630G4_8	12.5	3.94	1.24e3	2.56e3	12.1	-3.2	0.485
7	7 170630G4_9	12.5	3.94	1.39e3	2.48e3	14.0	12.0	0.562

Dataset: U:\G1.PRO\Results\2017\170630G4\170638G4_CRV.qld

Last Altered: Friday, June 30, 2017 5:15:07 PM Pacific Daylight Time

Printed: Monday, July 03, 2017 8:27:13 AM Pacific Daylight Time

Compound name: 13C2-PFOA

Response Factor: 3.02029

RRF SD: 0.116621, Relative SD: 3.86124

Response type: Internal Std (Ref 24), Area * (IS Conc. / IS Area)

Curve type: RF

	# Name	Std. Conc	RT	Resp	IS Resp	Conc.	%Dev	RRF
1	1 170630G4_3	12.5	4.23	4.95e3	1.65e3	12.4	-0.7	3.00
2	2 170630G4_4	12.5	4.23	4.63e3	1.58e3	12.1	-3.1	2.93
3	3 170630G4_5	12.5	4.23	5.16e3	1.71e3	12.5	0.2	3.03
4	4 170630G4_6	12.5	4.23	4.78e3	1.69e3	11.7	-6.1	2.84
5	5 170630G4_7	12.5	4.23	9.15e3	2.87e3	13.2	5.6	3.19
6	6 170630G4_8	12.5	4.23	5.30e3	1.74e3	12.6	1.0	3.05
7	7 170630G4_9	12.5	4.23	5.30e3	1.70e3	12.9	3.1	3.12

Compound name: 13C5-PFNA

Response Factor: 0.879633

RRF SD: 0.063788, Relative SD: 7.25166

Response type: Internal Std (Ref 25), Area * (IS Conc. / IS Area)

Curve type: RF

	# Name	Std. Conc	RT	Resp	IS Resp	Conc.	%Dev	RRF
1	1 170630G4_3	12.5	4.57	1.40e3	1.63e3	12.2	-2.7	0.856
2	2 170630G4_4	12.5	4.57	1.60e3	1.82e3	12.5	-0.1	0.879
3	3 170630G4_5	12.5	4.57	2.01e3	2.12e3	13.4	7.6	0.946
4	4 170630G4_6	12.5	4.57	1.48e3	1.91e3	11.0	-11.8	0.776
5	5 170630G4_7	12.5	4.57	3.36e3	4.00e3	11.9	-4.5	0.840
6	6 170630G4_8	12.5	4.57	2.10e3	2.33e3	12.8	2.3	0.900
7	7 170630G4_9	12.5	4.57	2.33e3	2.43e3	13.7	9.2	0.961

Dataset: U:\G1.PRO\Results\2017\170630G4\170638G4_CRV.qld

Last Altered: Friday, June 30, 2017 5:15:07 PM Pacific Daylight Time

Printed: Monday, July 03, 2017 8:27:13 AM Pacific Daylight Time

Compound name: 13C2- PFDA

Response Factor: 2.29244

RRF SD: 0.315202, Relative SD: 13.7496

Response type: Internal Std (Ref 27), Area * (IS Conc. / IS Area)

Curve type: RF

#	Name	Std. Conc	RT	Resp	IS Resp	Conc.	%Dev	RRF
1	1 170630G4_3	12.5	4.86	1.72e3	5.91e2	15.9	26.9	2.91
2	2 170630G4_4	12.5	4.86	2.42e3	1.09e3	12.1	-3.5	2.21
3	3 170630G4_5	12.5	4.86	2.98e3	1.41e3	11.5	-8.0	2.11
4	4 170630G4_6	12.5	4.86	2.18e3	1.05e3	11.3	-9.2	2.08
5	5 170630G4_7	12.5	4.86	5.73e3	2.48e3	12.6	0.9	2.31
6	6 170630G4_8	12.5	4.86	4.64e3	1.89e3	13.4	7.0	2.45
7	7 170630G4_9	12.5	4.86	4.50e3	2.28e3	10.7	-14.1	1.97

Compound name: 13C8-PFOS

Response Factor: 1.03134

RRF SD: 0.179463, Relative SD: 17.4009

Response type: Internal Std (Ref 26), Area * (IS Conc. / IS Area)

Curve type: RF

#	Name	Std. Conc	RT	Resp	IS Resp	Conc.	%Dev	RRF
1	1 170630G4_3	12.5	4.64	1.35e3	9.59e2	17.0	36.3	1.41
2	2 170630G4_4	12.5	4.64	1.54e3	1.83e3	10.2	-18.2	0.844
3	3 170630G4_5	12.5	4.64	1.69e3	1.78e3	11.5	-7.9	0.950
4	4 170630G4_6	12.5	4.64	1.42e3	1.31e3	13.1	5.2	1.08
5	5 170630G4_7	12.5	4.64	3.18e3	3.26e3	11.8	-5.5	0.975
6	6 170630G4_8	12.5	4.64	2.09e3	2.14e3	11.9	-5.2	0.978
7	7 170630G4_9	12.5	4.64	2.42e3	2.47e3	11.9	-4.8	0.982

Dataset: U:\G1.PRO\Results\2017\170630G4\170638G4_CRV.qld

Last Altered: Friday, June 30, 2017 5:15:07 PM Pacific Daylight Time

Printed: Monday, July 03, 2017 8:27:13 AM Pacific Daylight Time

Compound name: 13C4-PFBA

Response Factor: 1

RRF SD: 7.85046e-017, Relative SD: 7.85046e-015

Response type: Internal Std (Ref 21), Area * (IS Conc. / IS Area)

Curve type: RF

#	Name	Std. Conc	RT	Resp	IS Resp	Conc.	%Dev	RRF
1	1 170630G4_3	12.5	1.72	4.25e3	4.25e3	12.5	-0.0	1.00
2	2 170630G4_4	12.5	1.70	4.32e3	4.32e3	12.5	0.0	1.00
3	3 170630G4_5	12.5	1.70	4.30e3	4.30e3	12.5	0.0	1.00
4	4 170630G4_6	12.5	1.71	4.78e3	4.78e3	12.5	0.0	1.00
5	5 170630G4_7	12.5	1.72	6.49e3	6.49e3	12.5	0.0	1.00
6	6 170630G4_8	12.5	1.71	4.19e3	4.19e3	12.5	-0.0	1.00
7	7 170630G4_9	12.5	1.71	3.84e3	3.84e3	12.5	-0.0	1.00

Compound name: 13C5-PFHxA

Response Factor: 1

RRF SD: 9.06493e-017, Relative SD: 9.06493e-015

Response type: Internal Std (Ref 22), Area * (IS Conc. / IS Area)

Curve type: RF

#	Name	Std. Conc	RT	Resp	IS Resp	Conc.	%Dev	RRF
1	1 170630G4_3	12.5	3.29	4.68e3	4.68e3	12.5	0.0	1.00
2	2 170630G4_4	12.5	3.29	4.19e3	4.19e3	12.5	0.0	1.00
3	3 170630G4_5	12.5	3.29	4.43e3	4.43e3	12.5	0.0	1.00
4	4 170630G4_6	12.5	3.29	4.63e3	4.63e3	12.5	0.0	1.00
5	5 170630G4_7	12.5	3.29	7.25e3	7.25e3	12.5	0.0	1.00
6	6 170630G4_8	12.5	3.29	3.83e3	3.83e3	12.5	0.0	1.00
7	7 170630G4_9	12.5	3.29	3.86e3	3.86e3	12.5	0.0	1.00

Dataset: U:\G1.PRO\Results\2017\170630G4\170638G4_CRV.qld

Last Altered: Friday, June 30, 2017 5:15:07 PM Pacific Daylight Time

Printed: Monday, July 03, 2017 8:27:13 AM Pacific Daylight Time

Compound name: 13C3-PFHxS

Response Factor: 1

RRF SD: 0, Relative SD: 0

Response type: Internal Std (Ref 23), Area * (IS Conc. / IS Area)

Curve type: RF

#	Name	Std. Conc	RT	Resp	IS Resp	Conc.	%Dev	RRF
1	1 170630G4_3	12.5	3.94	2.96e3	2.96e3	12.5	0.0	1.00
2	2 170630G4_4	12.5	3.94	2.46e3	2.46e3	12.5	0.0	1.00
3	3 170630G4_5	12.5	3.94	2.91e3	2.91e3	12.5	0.0	1.00
4	4 170630G4_6	12.5	3.94	2.77e3	2.77e3	12.5	0.0	1.00
5	5 170630G4_7	12.5	3.94	4.53e3	4.53e3	12.5	0.0	1.00
6	6 170630G4_8	12.5	3.94	2.56e3	2.56e3	12.5	0.0	1.00
7	7 170630G4_9	12.5	3.94	2.48e3	2.48e3	12.5	0.0	1.00

Compound name: 13C8-PFOA

Response Factor: 1

RRF SD: 1.35974e-016, Relative SD: 1.35974e-014

Response type: Internal Std (Ref 24), Area * (IS Conc. / IS Area)

Curve type: RF

#	Name	Std. Conc	RT	Resp	IS Resp	Conc.	%Dev	RRF
1	1 170630G4_3	12.5	4.23	1.65e3	1.65e3	12.5	0.0	1.00
2	2 170630G4_4	12.5	4.23	1.58e3	1.58e3	12.5	0.0	1.00
3	3 170630G4_5	12.5	4.23	1.71e3	1.71e3	12.5	0.0	1.00
4	4 170630G4_6	12.5	4.23	1.69e3	1.69e3	12.5	0.0	1.00
5	5 170630G4_7	12.5	4.23	2.87e3	2.87e3	12.5	0.0	1.00
6	6 170630G4_8	12.5	4.23	1.74e3	1.74e3	12.5	-0.0	1.00
7	7 170630G4_9	12.5	4.23	1.70e3	1.70e3	12.5	0.0	1.00

Dataset: U:\G1.PRO\Results\2017\170630G4\170638G4_CRV.qld

Last Altered: Friday, June 30, 2017 5:15:07 PM Pacific Daylight Time

Printed: Monday, July 03, 2017 8:27:13 AM Pacific Daylight Time

Compound name: 13C9-PFNA

Response Factor: 1

RRF SD: 9.06493e-017, Relative SD: 9.06493e-015

Response type: Internal Std (Ref 25), Area * (IS Conc. / IS Area)

Curve type: RF

	# Name	Std. Conc	RT	Resp	IS Resp	Conc.	%Dev	RRF
1	1 170630G4_3	12.5	4.57	1.63e3	1.63e3	12.5	0.0	1.00
2	2 170630G4_4	12.5	4.57	1.82e3	1.82e3	12.5	0.0	1.00
3	3 170630G4_5	12.5	4.57	2.12e3	2.12e3	12.5	0.0	1.00
4	4 170630G4_6	12.5	4.57	1.91e3	1.91e3	12.5	0.0	1.00
5	5 170630G4_7	12.5	4.57	4.00e3	4.00e3	12.5	0.0	1.00
6	6 170630G4_8	12.5	4.57	2.33e3	2.33e3	12.5	0.0	1.00
7	7 170630G4_9	12.5	4.57	2.43e3	2.43e3	12.5	0.0	1.00

Compound name: 13C4-PFOS

Response Factor: 1

RRF SD: 4.53247e-017, Relative SD: 4.53247e-015

Response type: Internal Std (Ref 26), Area * (IS Conc. / IS Area)

Curve type: RF

	# Name	Std. Conc	RT	Resp	IS Resp	Conc.	%Dev	RRF
1	1 170630G4_3	12.5	4.64	9.59e2	9.59e2	12.5	0.0	1.00
2	2 170630G4_4	12.5	4.64	1.83e3	1.83e3	12.5	0.0	1.00
3	3 170630G4_5	12.5	4.64	1.78e3	1.78e3	12.5	0.0	1.00
4	4 170630G4_6	12.5	4.64	1.31e3	1.31e3	12.5	0.0	1.00
5	5 170630G4_7	12.5	4.64	3.26e3	3.26e3	12.5	-0.0	1.00
6	6 170630G4_8	12.5	4.64	2.14e3	2.14e3	12.5	0.0	1.00
7	7 170630G4_9	12.5	4.64	2.47e3	2.47e3	12.5	0.0	1.00

Dataset: U:\G1.PRO\Results\2017\170630G4\170638G4_CRV.qld

Last Altered: Friday, June 30, 2017 5:15:07 PM Pacific Daylight Time

Printed: Monday, July 03, 2017 8:27:13 AM Pacific Daylight Time

Compound name: 13C6-PFDA

Response Factor: 1

RRF SD: 9.06493e-017, Relative SD: 9.06493e-015

Response type: Internal Std (Ref 27), Area * (IS Conc. / IS Area)

Curve type: RF

#	Name	Std. Conc	RT	Resp	IS Resp	Conc.	%Dev	RRF
1	1 170630G4_3	12.5	4.86	5.91e2	5.91e2	12.5	0.0	1.00
2	2 170630G4_4	12.5	4.86	1.09e3	1.09e3	12.5	0.0	1.00
3	3 170630G4_5	12.5	4.86	1.41e3	1.41e3	12.5	0.0	1.00
4	4 170630G4_6	12.5	4.86	1.05e3	1.05e3	12.5	0.0	1.00
5	5 170630G4_7	12.5	4.86	2.48e3	2.48e3	12.5	0.0	1.00
6	6 170630G4_8	12.5	4.86	1.89e3	1.89e3	12.5	0.0	1.00
7	7 170630G4_9	12.5	4.86	2.28e3	2.28e3	12.5	0.0	1.00

Compound name: Total PFBS

Correlation coefficient: $r = 0.999702$, $r^2 = 0.999404$

Calibration curve: $1.78146 * x + 0.113316$

Response type: Internal Std (Ref 12), Area * (IS Conc. / IS Area)

Curve type: Linear, Origin: Exclude, Weighting: 1/x, Axis trans: None

Am let 7/3/17
am 7/3/17

#	Name	Std. Conc	RT	Resp	IS Resp	Conc.	%Dev	RRF
1	1 170630G4_3	0.500			1.27e3	0.547		
2	2 170630G4_4	1.00			1.32e3	1.81		
3	3 170630G4_5	2.00			1.25e3	1.89		
4	4 170630G4_6	5.00			1.29e3	5.39		
5	5 170630G4_7	10.0			1.76e3	9.88		
6	6 170630G4_8	50.0			1.13e3	97.6		
7	7 170630G4_9	100			1.09e3	101		

Dataset: Untitled

Last Altered: Friday, June 30, 2017 4:15:06 PM Pacific Daylight Time

Printed: Friday, June 30, 2017 4:15:19 PM Pacific Daylight Time

Method: U:\G1.PRO\MethDB\PFAS_14or16_2trans_0630.mdb 30 Jun 2017 11:00:22

Calibration: U:\G1.PRO\CurveDB\C18_VAL-PFC_Q1_6-30-17_L16_2Trans.cdb 30 Jun 2017 15:52:53

Compound name: PFBA

	Name	ID	Acq.Date	Acq.Time
1	170630G4_1	IPA	30-Jun-17	12:54:17
2	170630G4_2	ST170630G4-1 PFC CS-2 17F3022	30-Jun-17	13:06:31
3	170630G4_3	ST170630G4-2 PFC CS-1 17F3023	30-Jun-17	13:19:10
4	170630G4_4	ST170630G4-3 PFC CS0 17F3024	30-Jun-17	13:31:30
5	170630G4_5	ST170630G4-4 PFC CS1 17F3025	30-Jun-17	13:43:49
6	170630G4_6	ST170630G4-5 PFC CS2 17F3026	30-Jun-17	13:56:05
7	170630G4_7	ST170630G4-6 PFC CS3 17F2925	30-Jun-17	14:08:42
8	170630G4_8	ST170630G4-7 PFC CS4 17F3027	30-Jun-17	14:21:08
9	170630G4_9	ST170630G4-8 PFC CS5 17F3028	30-Jun-17	14:33:27
10	170630G4_10	IPA	30-Jun-17	14:45:53
11	170630G4_11	SS170630G4-1 PFC SSS 17F3021	30-Jun-17	14:58:51
12	170630G4_12	IPA	30-Jun-17	15:10:49

Dataset: U:\G1.PRO\Results\2017\170630G4\170638G4_CRV.qld

Last Altered: Friday, June 30, 2017 5:15:07 PM Pacific Daylight Time

Printed: Monday, July 03, 2017 8:26:01 AM Pacific Daylight Time

Method: U:\G1.pro\MethDB\PFAS_14or16_2trans_0630.mdb 30 Jun 2017 17:00:08

Calibration: U:\G1.PRO\CurveDB\C18_VAL-PFC_Q1_6-30-17_L16_2Trans.cdb 30 Jun 2017 17:15:07

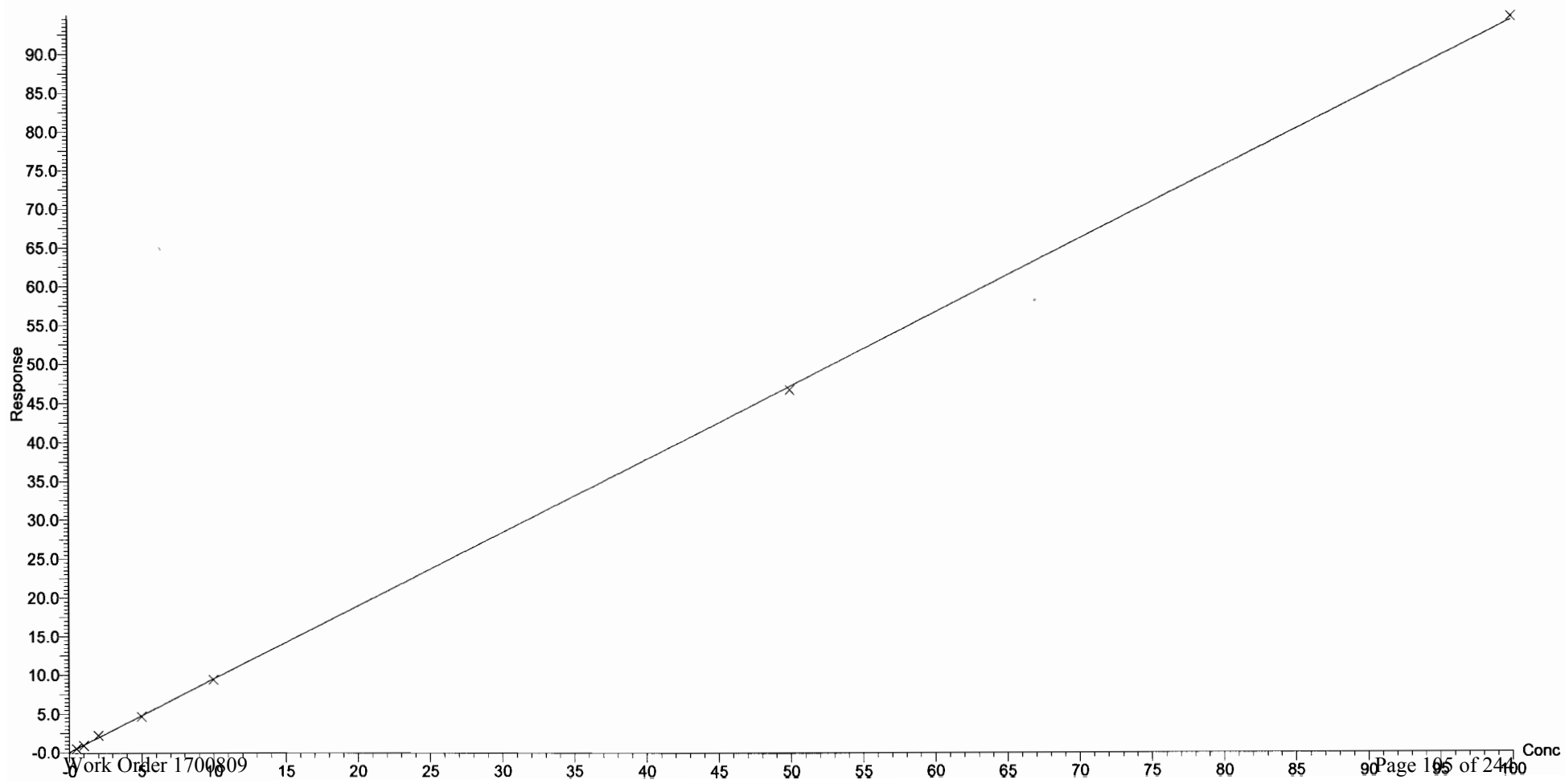
Compound name: PFBA

Correlation coefficient: $r = 0.999795$, $r^2 = 0.999589$

Calibration curve: $0.944941 * x + 0.0444903$

Response type: Internal Std (Ref 11), Area * (IS Conc. / IS Area)

Curve type: Linear, Origin: Exclude, Weighting: 1/x, Axis trans: None



Dataset: U:\G1.PRO\Results\2017\170630G4\170638G4_CRV.qld

Last Altered: Friday, June 30, 2017 5:15:07 PM Pacific Daylight Time

Printed: Monday, July 03, 2017 8:26:01 AM Pacific Daylight Time

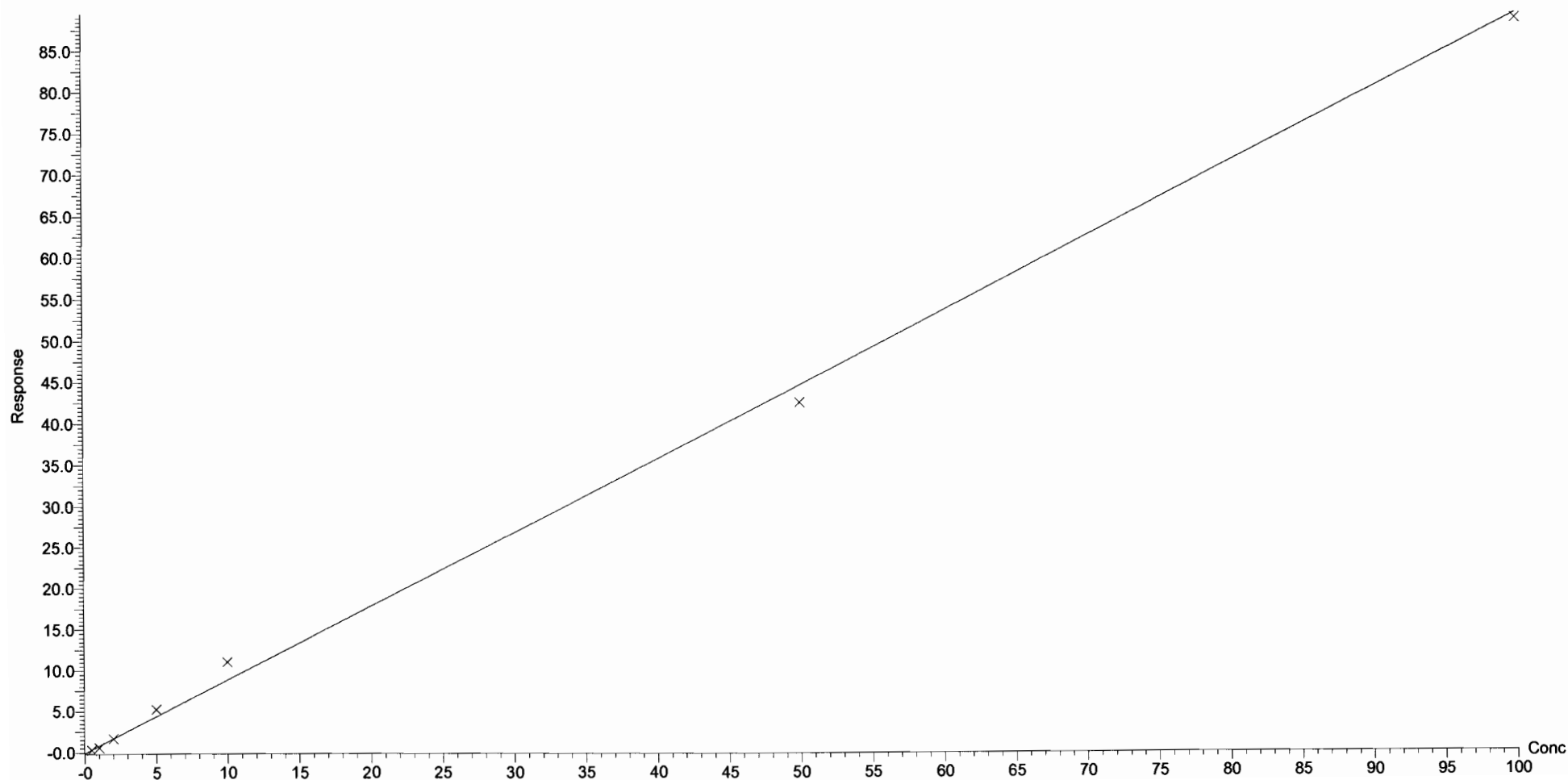
Compound name: PFPeA

Correlation coefficient: $r = 0.996953$, $r^2 = 0.993916$

Calibration curve: $0.895428 * x + -0.0904433$

Response type: Internal Std (Ref 13), Area * (IS Conc. / IS Area)

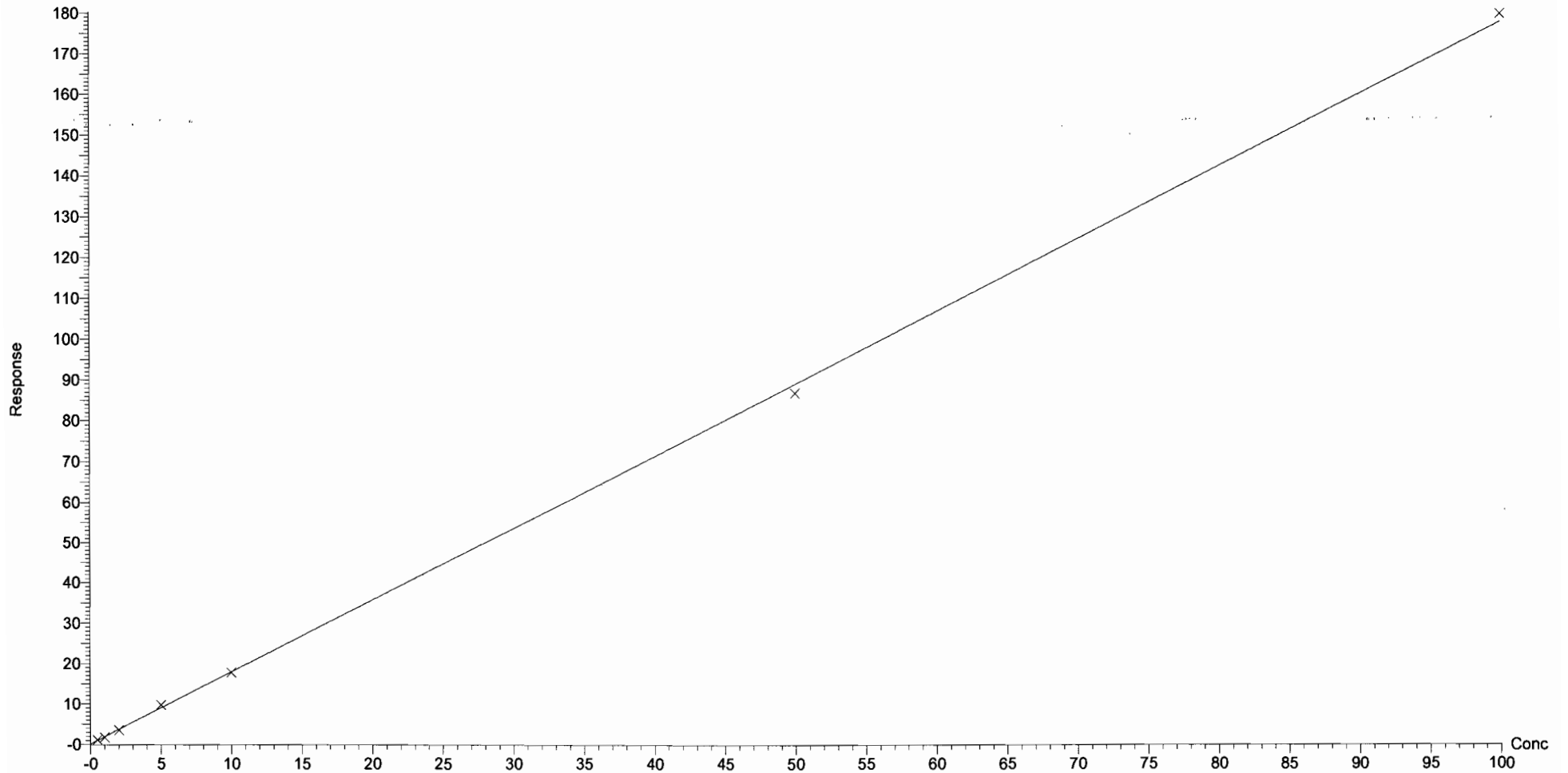
Curve type: Linear, Origin: Exclude, Weighting: 1/x, Axis trans: None



Dataset: U:\G1.PRO\Results\2017\170630G4\170638G4_CRV.qld

Last Altered: Friday, June 30, 2017 5:15:07 PM Pacific Daylight Time
Printed: Monday, July 03, 2017 8:26:01 AM Pacific Daylight Time

Compound name: PFBS
Correlation coefficient: $r = 0.999702$, $r^2 = 0.999404$
Calibration curve: $1.78146 * x + 0.113316$
Response type: Internal Std (Ref 12), Area * (IS Conc. / IS Area)
Curve type: Linear; Origin: Exclude, Weighting: 1/x, Axis trans: None



Dataset: U:\G1.PRO\Results\2017\170630G4\170638G4_CRV.qld

Last Altered: Friday, June 30, 2017 5:15:07 PM Pacific Daylight Time

Printed: Monday, July 03, 2017 8:26:01 AM Pacific Daylight Time

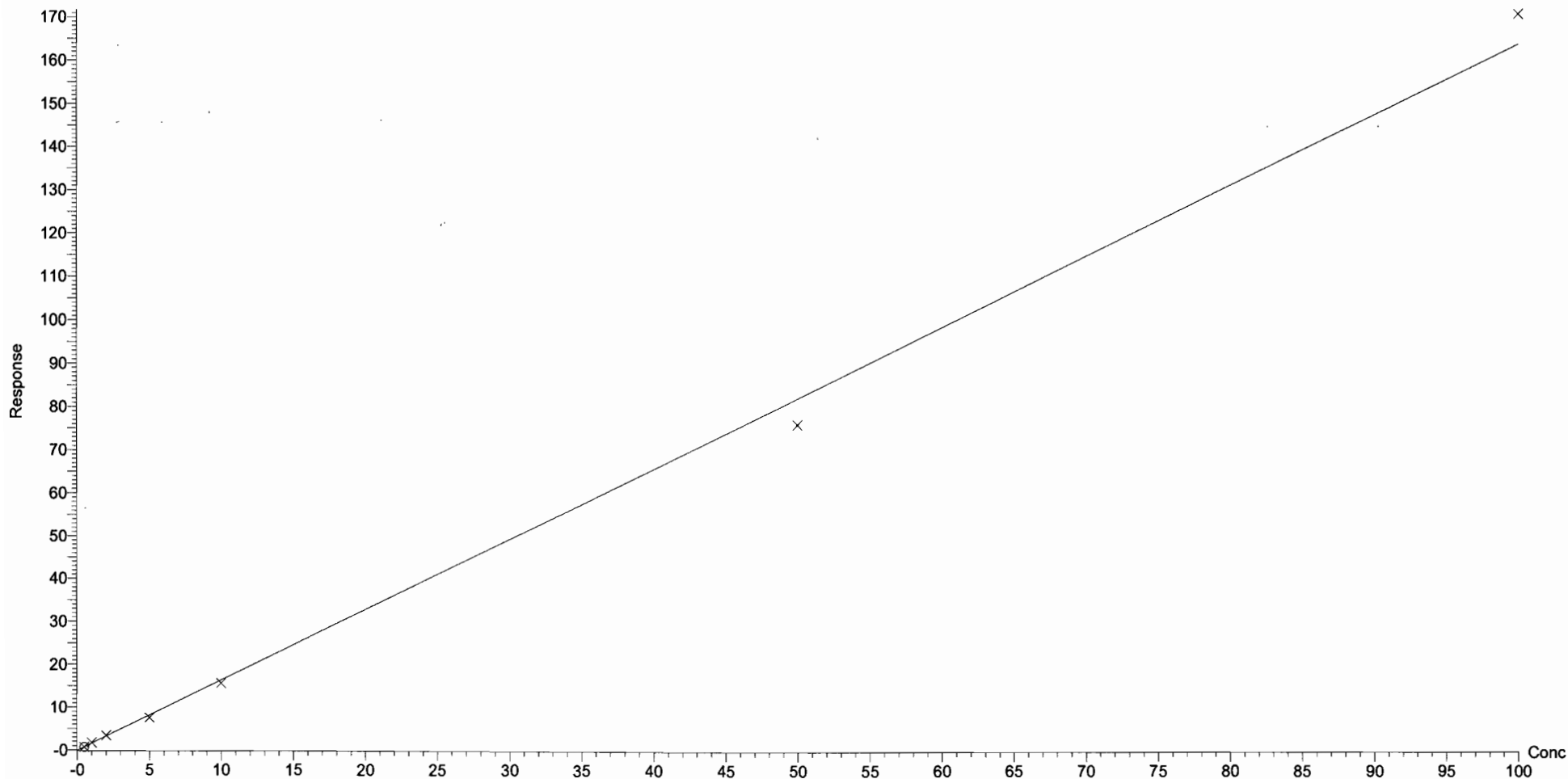
Compound name: PFHxA

Correlation coefficient: $r = 0.998286$, $r^2 = 0.996576$

Calibration curve: $1.64669 * x + -0.0592162$

Response type: Internal Std (Ref 14), Area * (IS Conc. / IS Area)

Curve type: Linear, Origin: Exclude, Weighting: 1/x, Axis trans: None



Dataset: U:\G1.PRO\Results\2017\170630G4\170638G4_CRV.qld

Last Altered: Friday, June 30, 2017 5:15:07 PM Pacific Daylight Time

Printed: Monday, July 03, 2017 8:26:01 AM Pacific Daylight Time

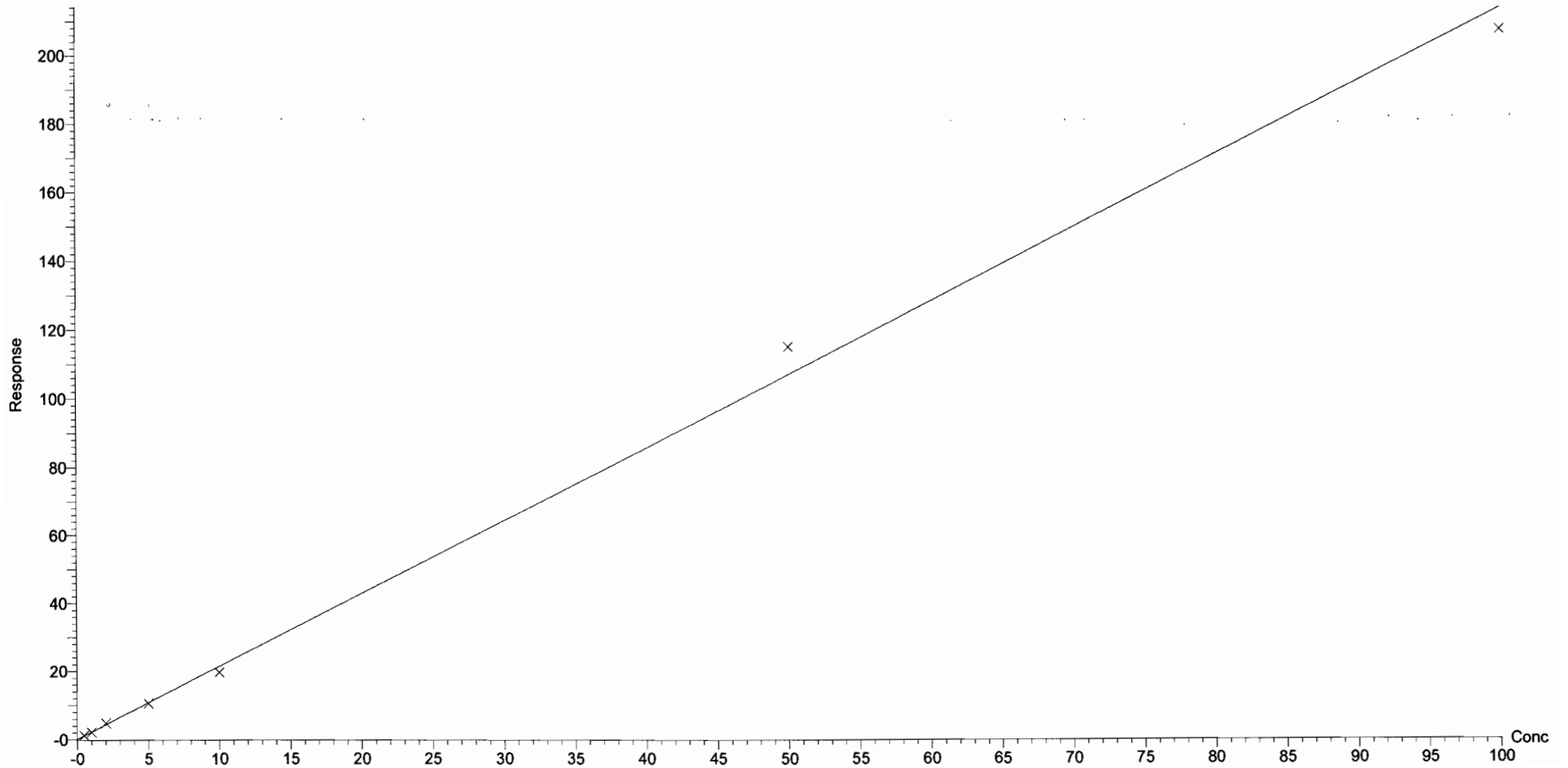
Compound name: PFHpA

Correlation coefficient: $r = 0.998469$, $r^2 = 0.996940$

Calibration curve: $2.14098 * x + 0.124957$

Response type: Internal Std (Ref 15), Area * (IS Conc. / IS Area)

Curve type: Linear, Origin: Exclude, Weighting: 1/x, Axis trans: None



Dataset: U:\G1.PRO\Results\2017\170630G4\170638G4_CRV.qld

Last Altered: Friday, June 30, 2017 5:15:07 PM Pacific Daylight Time

Printed: Monday, July 03, 2017 8:26:01 AM Pacific Daylight Time

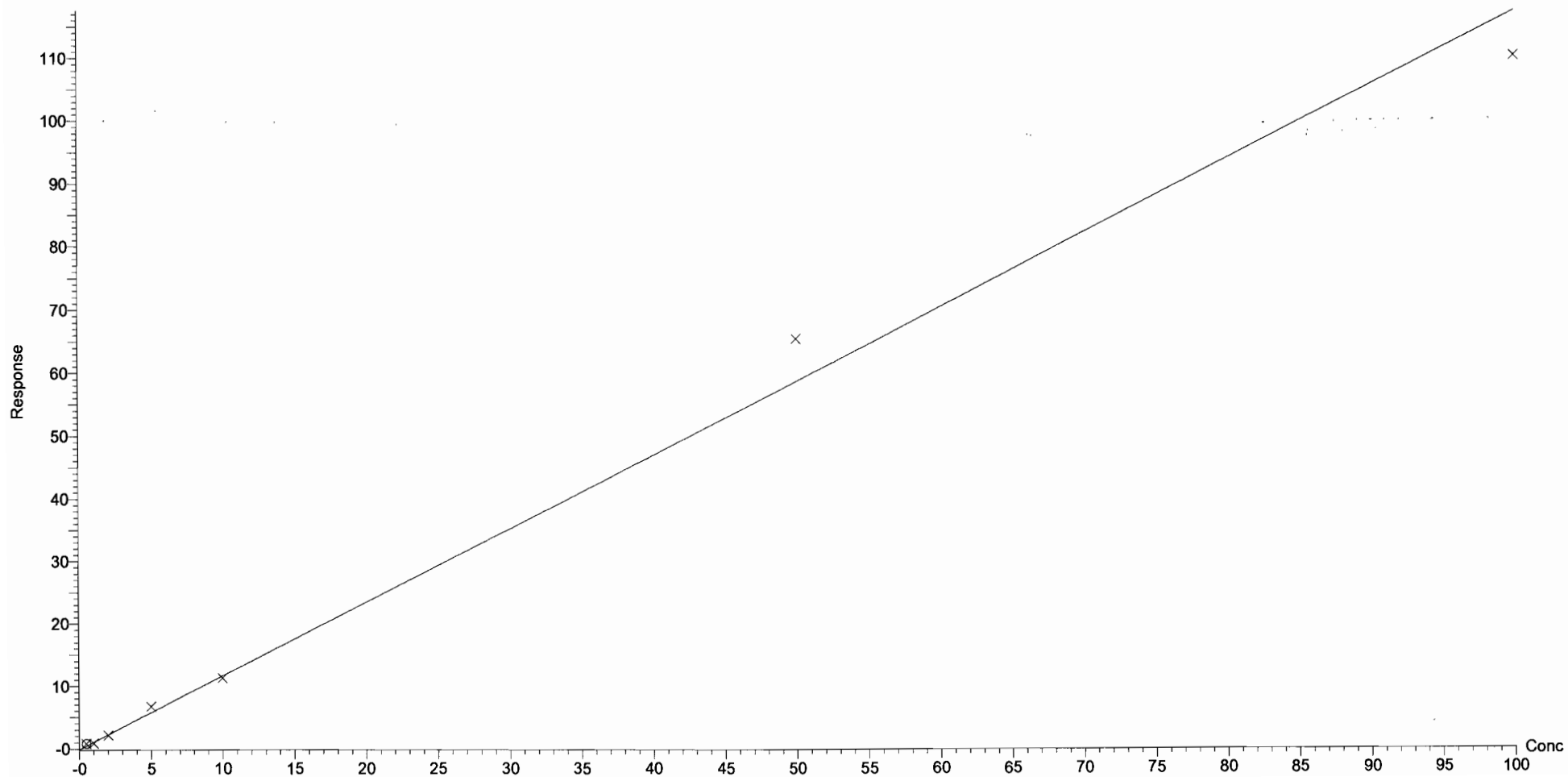
Compound name: PFHxS

Correlation coefficient: $r = 0.995890$, $r^2 = 0.991798$

Calibration curve: $1.17669 * x + -0.128291$

Response type: Internal Std (Ref 16), Area * (IS Conc. / IS Area)

Curve type: Linear, Origin: Exclude, Weighting: 1/x, Axis trans: None



Dataset: U:\G1.PRO\Results\2017\170630G4\170638G4_CRV.qld

Last Altered: Friday, June 30, 2017 5:15:07 PM Pacific Daylight Time

Printed: Monday, July 03, 2017 8:26:01 AM Pacific Daylight Time

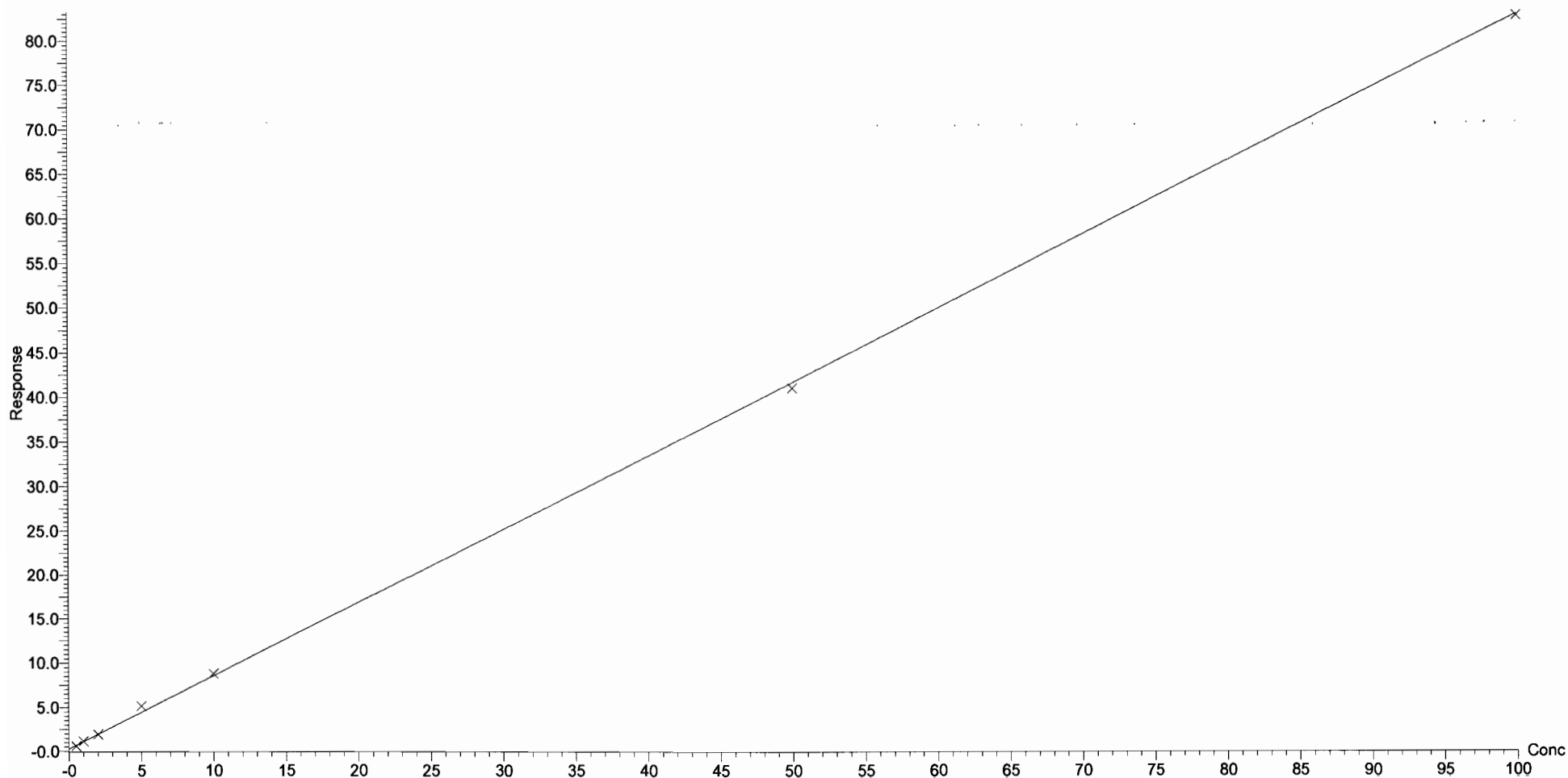
Compound name: PFOA

Correlation coefficient: $r = 0.999377$, $r^2 = 0.998754$

Calibration curve: $0.829556 * x + 0.29401$

Response type: Internal Std (Ref 17), Area * (IS Conc. / IS Area)

Curve type: Linear, Origin: Exclude, Weighting: 1/x, Axis trans: None



Dataset: U:\G1.PRO\Results\2017\170630G4\170638G4_CRV.qld

Last Altered: Friday, June 30, 2017 5:15:07 PM Pacific Daylight Time

Printed: Monday, July 03, 2017 8:26:01 AM Pacific Daylight Time

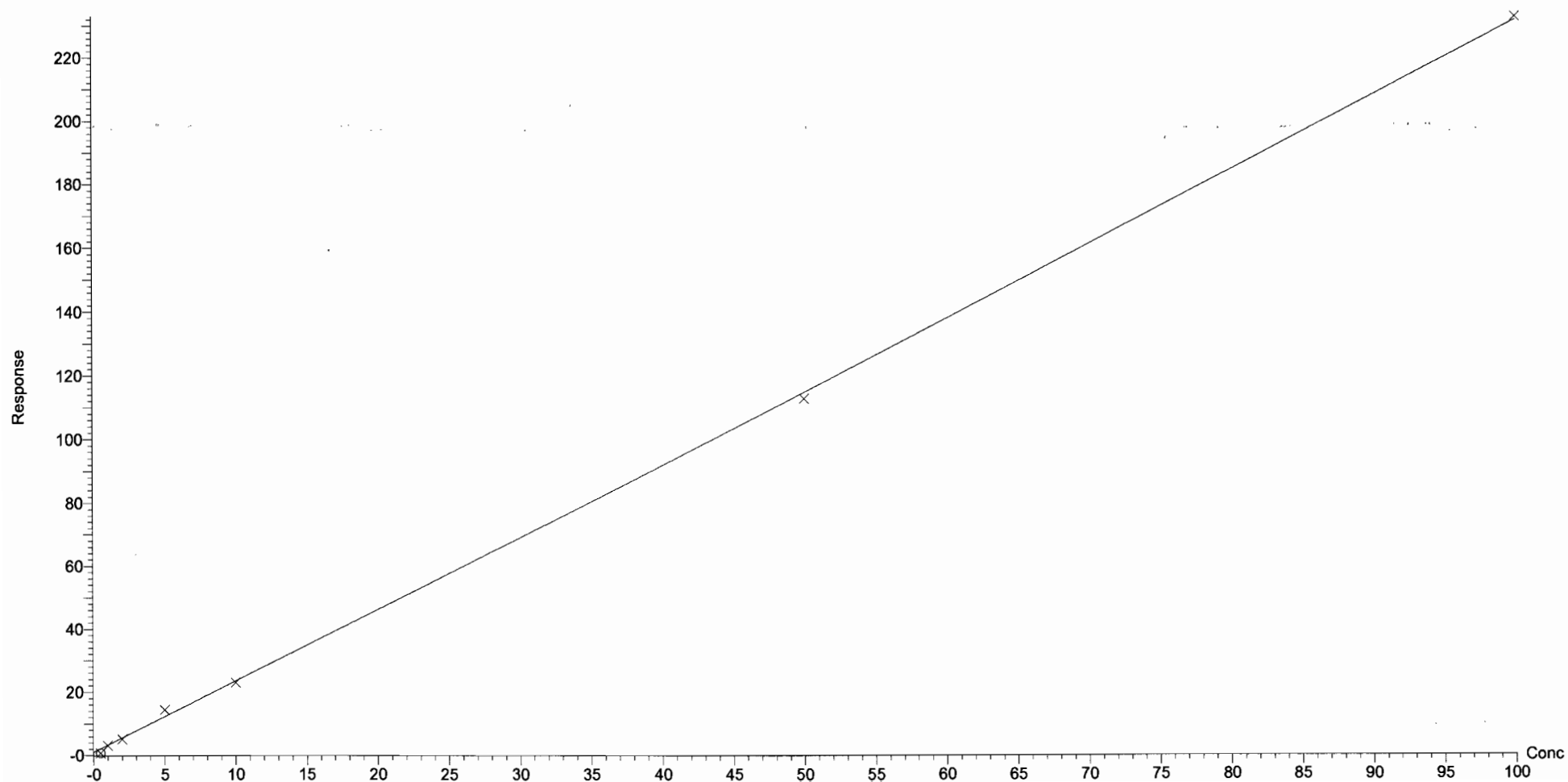
Compound name: PFNA

Coefficient of Determination: $R^2 = 0.998588$

Calibration curve: $0.000630113 * x^2 + 2.24747 * x + 1.02096$

Response type: Internal Std (Ref 18), Area * (IS Conc. / IS Area)

Curve type: 2nd Order, Origin: Exclude, Weighting: 1/x, Axis trans: None



Dataset: U:\G1.PRO\Results\2017\170630G4\170638G4_CRV.qld

Last Altered: Friday, June 30, 2017 5:15:07 PM Pacific Daylight Time

Printed: Monday, July 03, 2017 8:26:01 AM Pacific Daylight Time

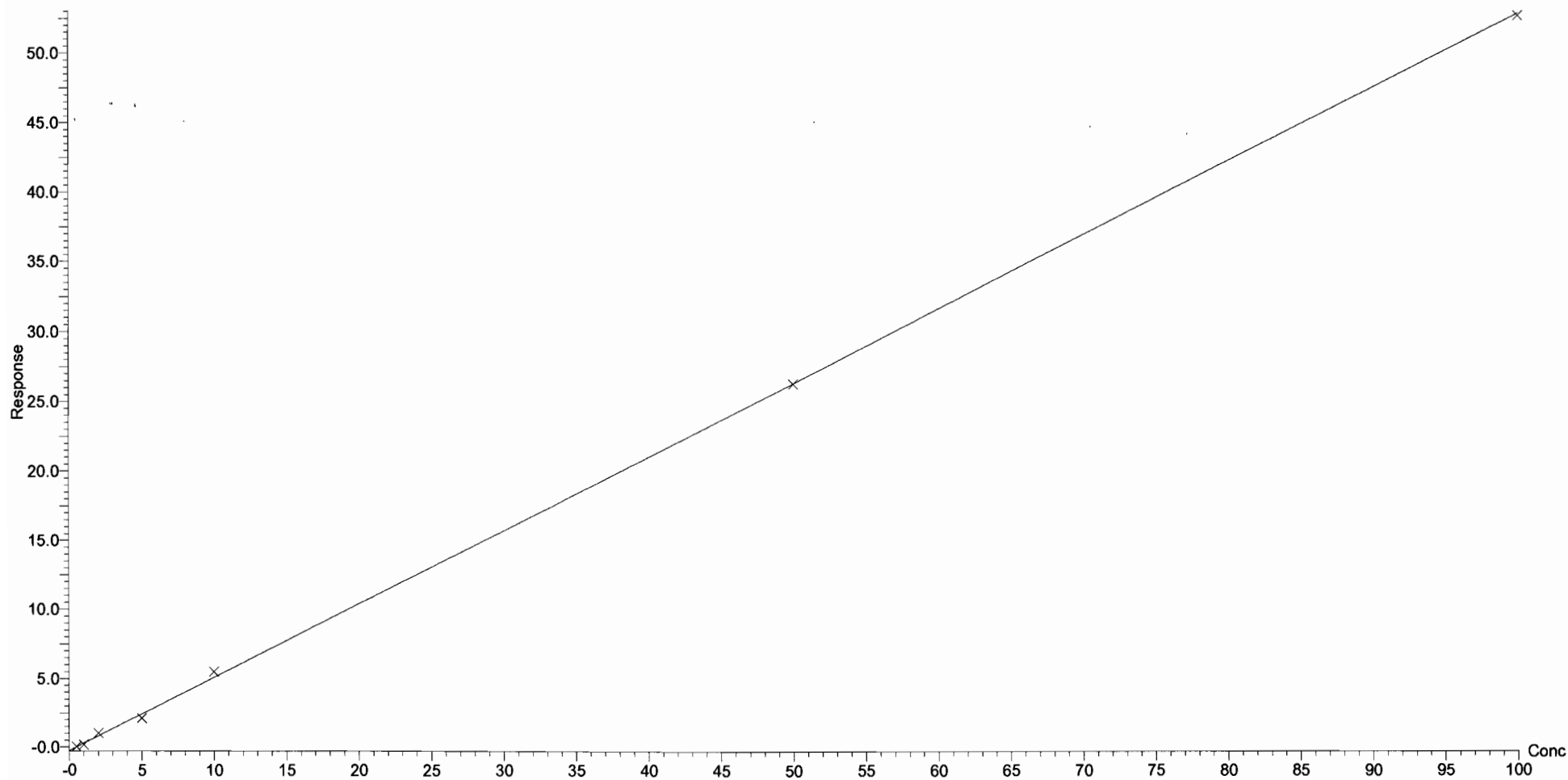
Compound name: PFOS

Correlation coefficient: $r = 0.999240$, $r^2 = 0.998480$

Calibration curve: $0.532841 * x + -0.251214$

Response type: Internal Std (Ref 20), Area * (IS Conc. / IS Area)

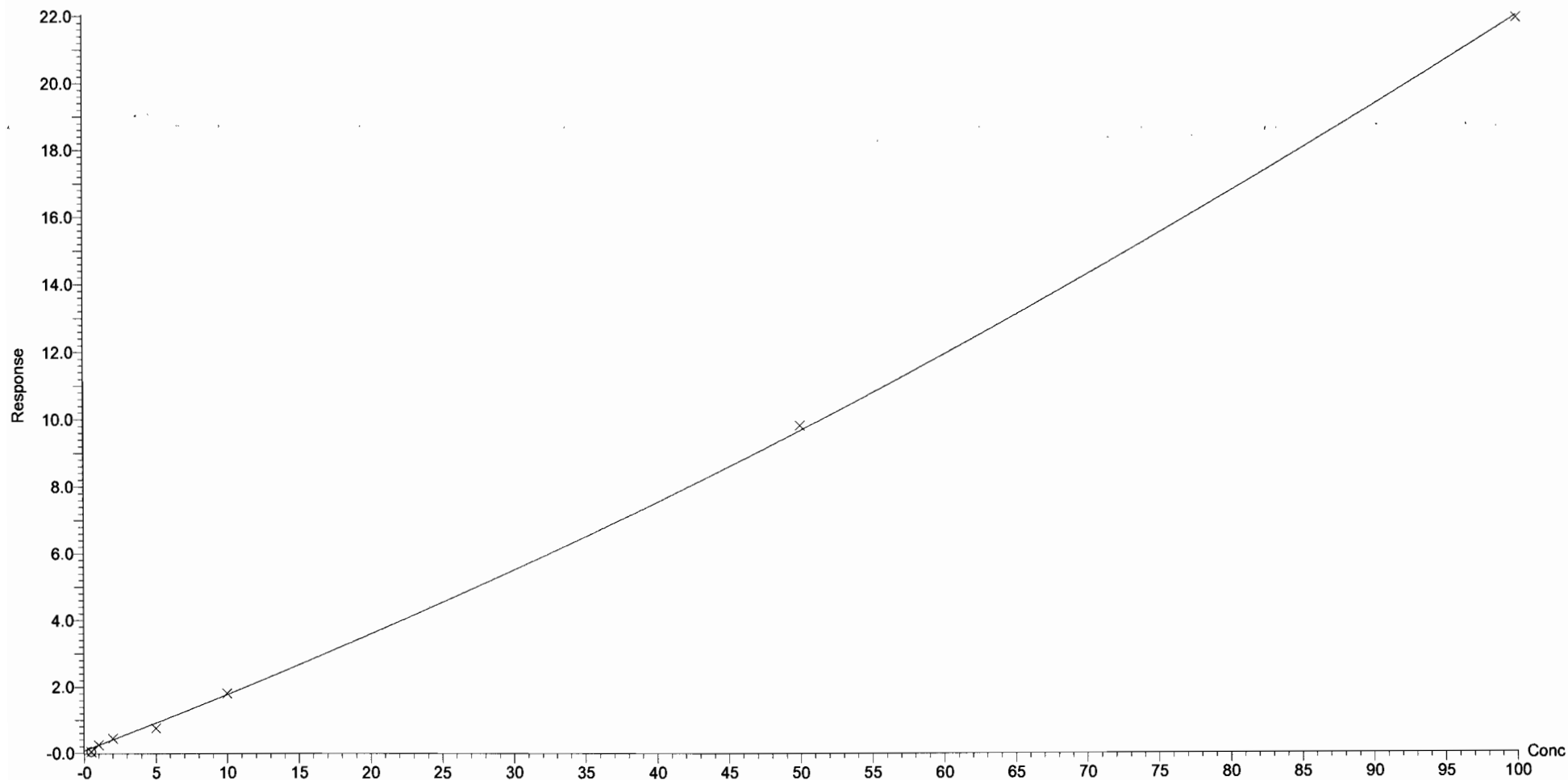
Curve type: Linear, Origin: Exclude, Weighting: 1/x, Axis trans: None



Dataset: U:\G1.PRO\Results\2017\170630G4\170638G4_CRV.qld

Last Altered: Friday, June 30, 2017 5:15:07 PM Pacific Daylight Time
Printed: Monday, July 03, 2017 8:26:01 AM Pacific Daylight Time

Compound name: PFDA
Coefficient of Determination: $R^2 = 0.998954$
Calibration curve: $0.000550073 * x^2 + 0.164733 * x + 0.0734046$
Response type: Internal Std (Ref 19), Area * (IS Conc. / IS Area)
Curve type: 2nd Order, Origin: Exclude, Weighting: 1/x, Axis trans: None

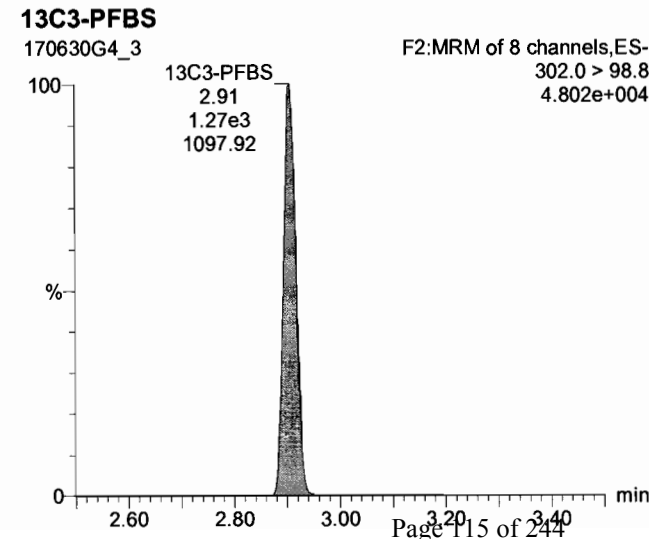
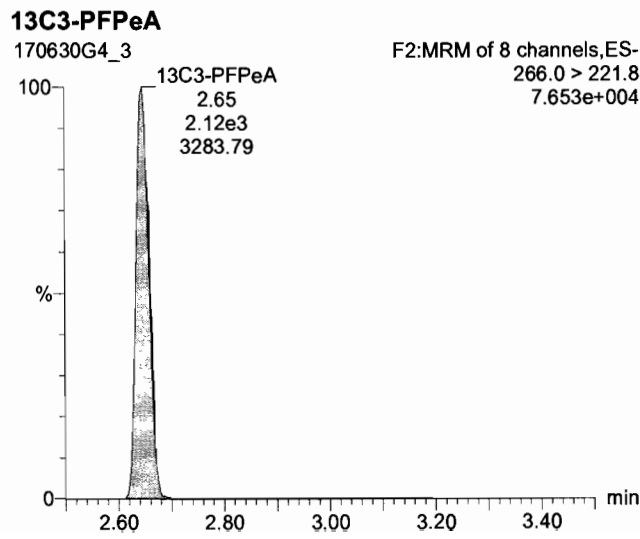
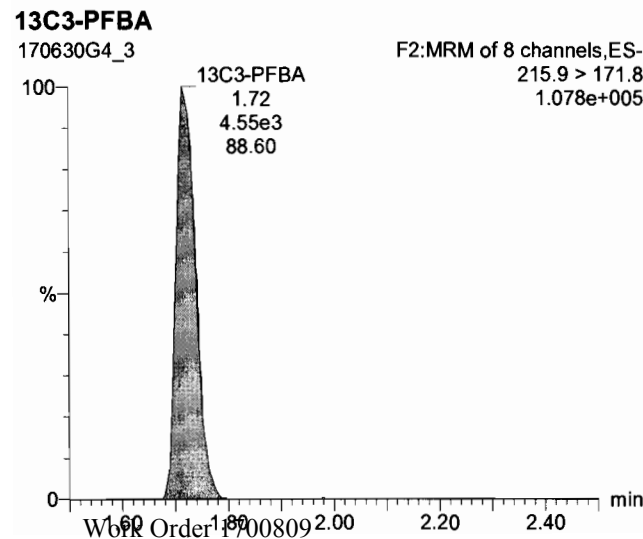
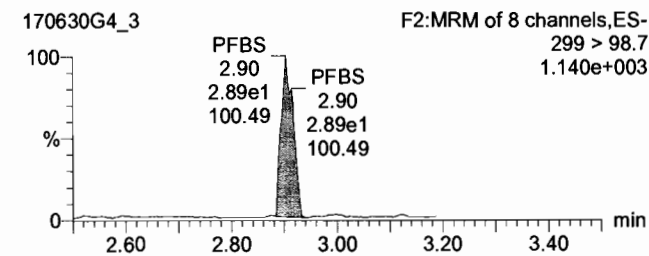
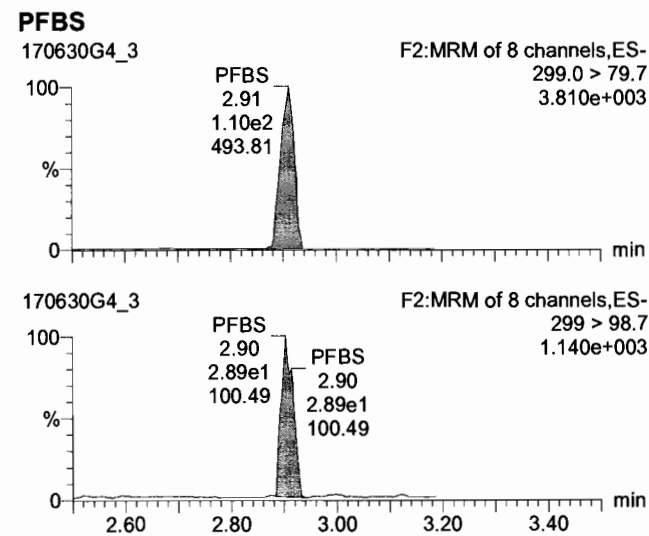
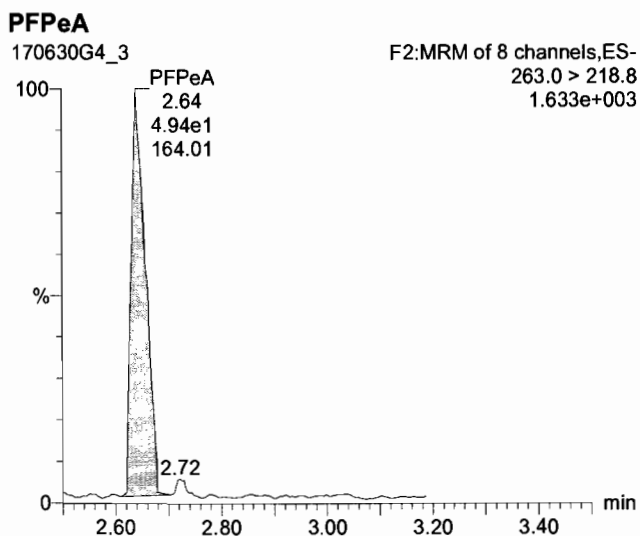
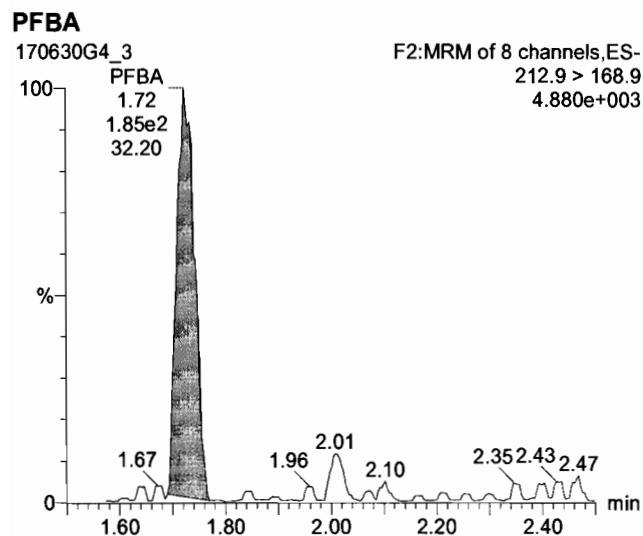


Dataset: U:\G1.PRO\Results\2017\170630G4\170638G4_CRV.qld

Last Altered: Friday, June 30, 2017 5:15:07 PM Pacific Daylight Time
Printed: Monday, July 03, 2017 8:24:07 AM Pacific Daylight Time

Method: U:\G1.pro\MethDB\PFAS_14or16_2trans_0630.mdb 30 Jun 2017 17:00:08
Calibration: U:\G1.PRO\CurveDB\C18_VAL-PFC_Q1_6-30-17_L16_2Trans.cdb 30 Jun 2017 17:15:07

Name: 170630G4_3, Date: 30-Jun-2017, Time: 13:19:10, ID: ST170630G4-2 PFC CS-1 17F3023, Description: PFC CS-1 17F3023



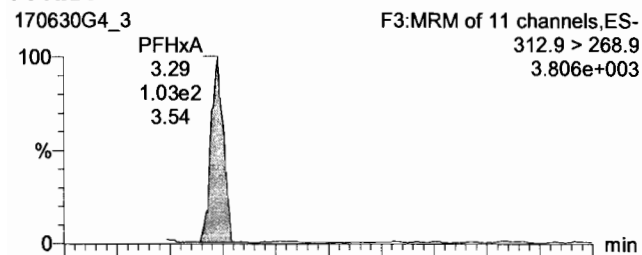
Dataset: U:\G1.PRO\Results\2017\170630G4\170638G4_CRV.qld

Last Altered: Friday, June 30, 2017 5:15:07 PM Pacific Daylight Time

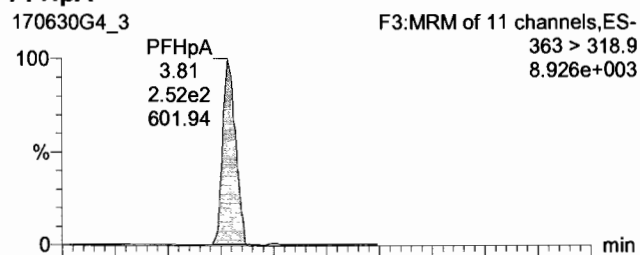
Printed: Monday, July 03, 2017 8:24:07 AM Pacific Daylight Time

Name: 170630G4_3, Date: 30-Jun-2017, Time: 13:19:10, ID: ST170630G4-2 PFC CS-1 17F3023, Description: PFC CS-1 17F3023

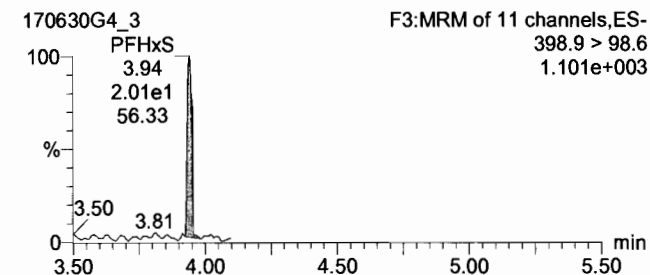
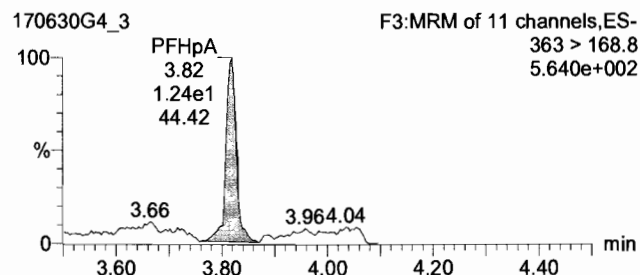
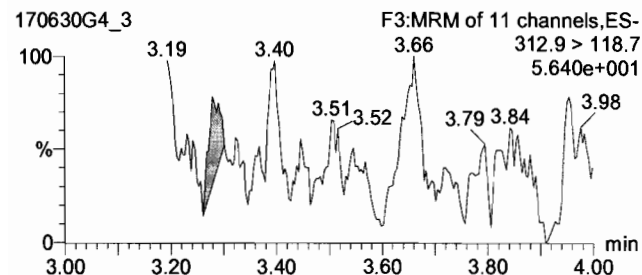
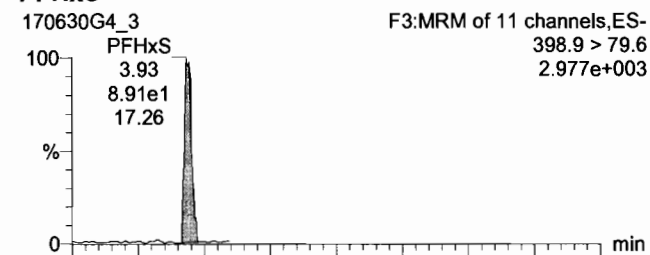
PFHxA



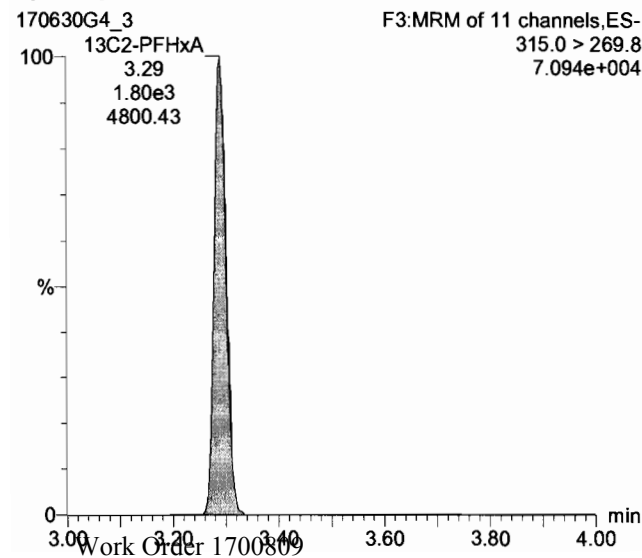
PFHpA



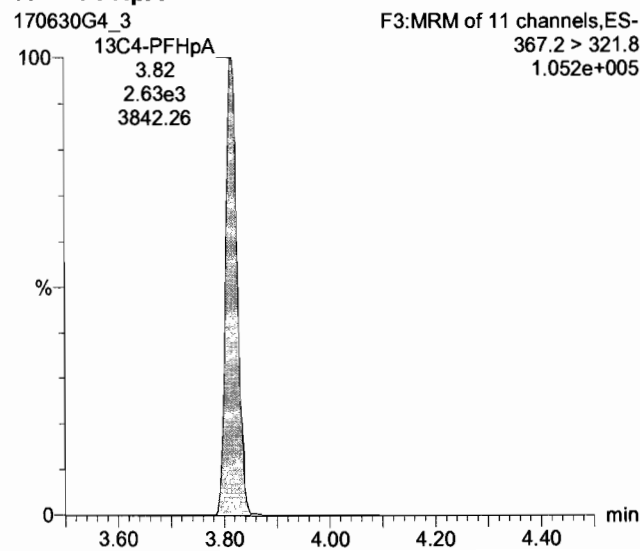
PFHxS



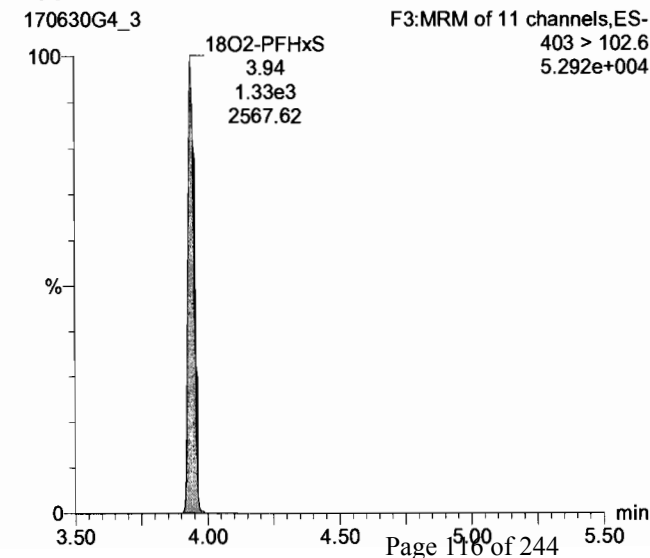
13C2-PFHxA



13C4-PFHpA



18O2-PFHxS




Dataset: U:\G1.PRO\Results\2017\170630G4\170638G4_CRV.qld

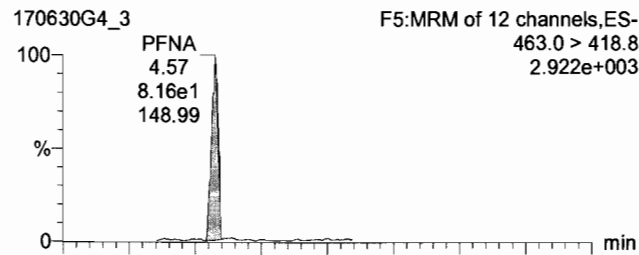
Last Altered: Friday, June 30, 2017 5:15:07 PM Pacific Daylight Time
Printed: Monday, July 03, 2017 8:24:07 AM Pacific Daylight Time

Name: 170630G4_3, Date: 30-Jun-2017, Time: 13:19:10, ID: ST170630G4-2 PFC CS-1 17F3023, Description: PFC CS-1 17F3023

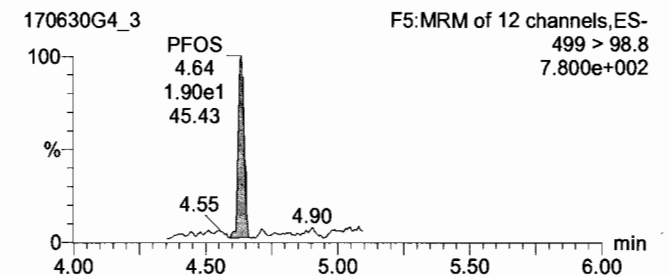
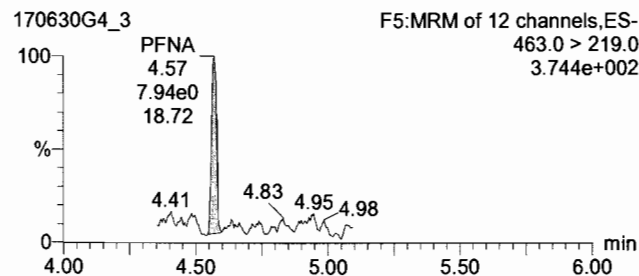

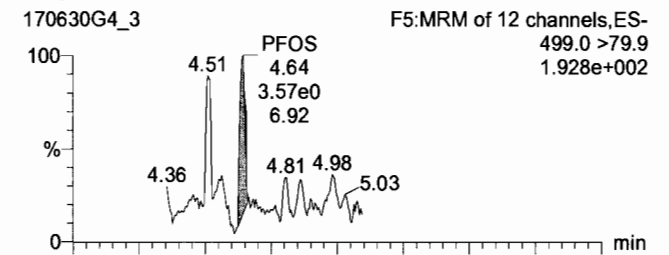
PFOA



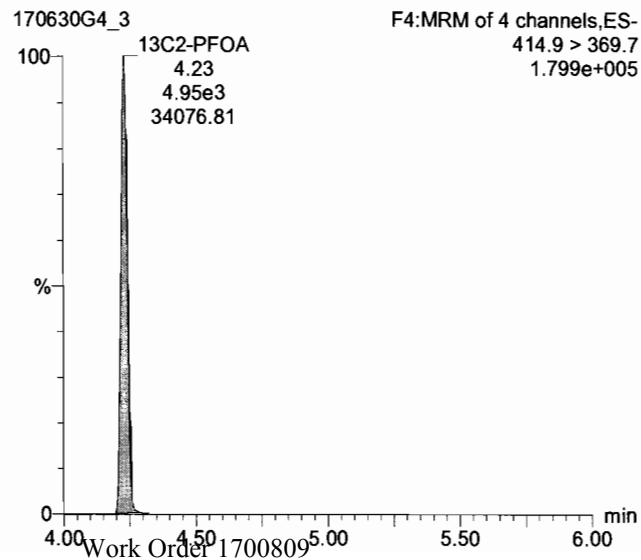
PFNA



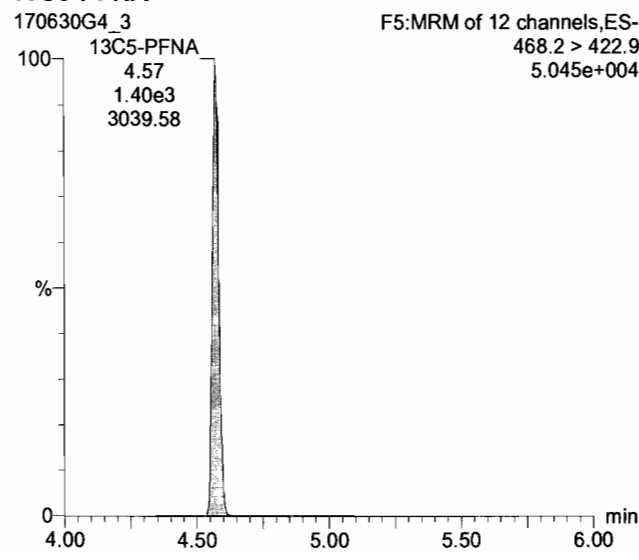
PFOS



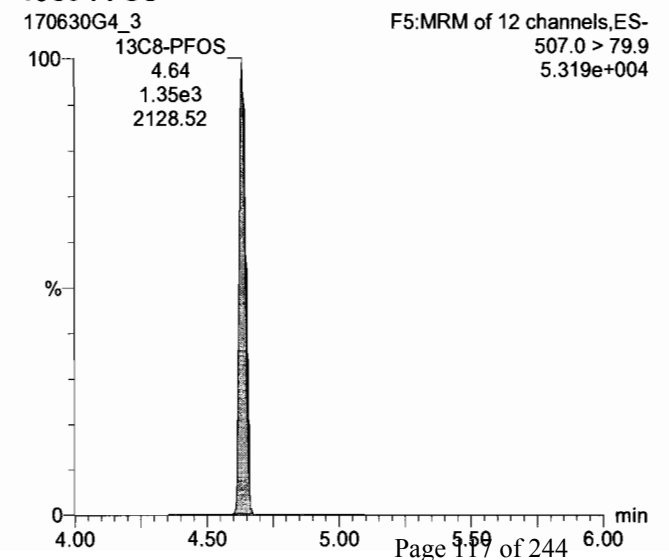
13C2-PFOA



13C5-PFNA



13C8-PFOS



Dataset: U:\G1.PRO\Results\2017\170630G4\170638G4_CRV.qld

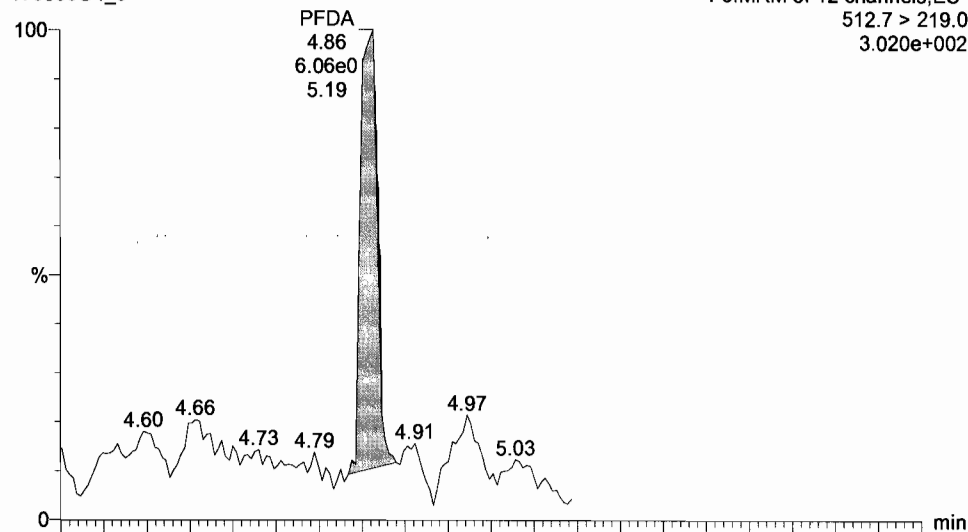
Last Altered: Friday, June 30, 2017 5:15:07 PM Pacific Daylight Time
Printed: Monday, July 03, 2017 8:24:07 AM Pacific Daylight Time

Name: 170630G4_3, Date: 30-Jun-2017, Time: 13:19:10, ID: ST170630G4-2 PFC CS-1 17F3023, Description: PFC CS-1 17F3023

PFDA

170630G4_3


F5:MRM of 12 channels,ES-
512.7 > 219.0
3.020e+002



13C2- PFDA

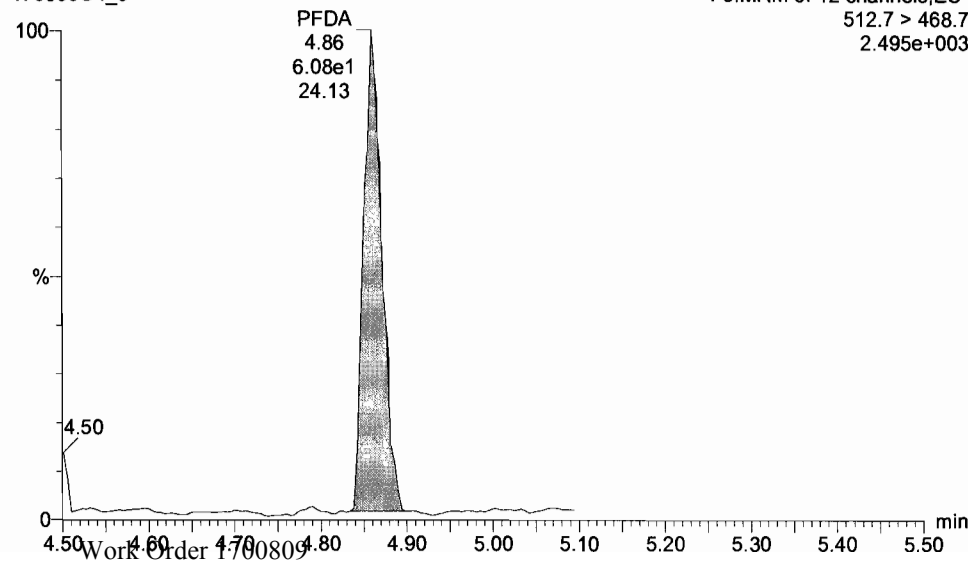
170630G4_3

F5:MRM of 12 channels,ES-
514.8 > 469.7
6.294e+004



170630G4_3

F5:MRM of 12 channels,ES-
512.7 > 468.7
2.495e+003

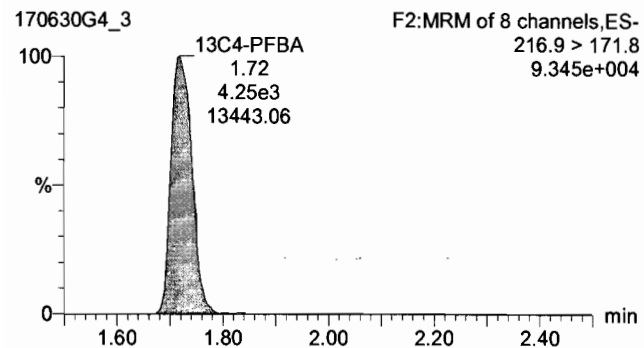


Dataset: U:\G1.PRO\Results\2017\170630G4\170638G4_CRV.qld

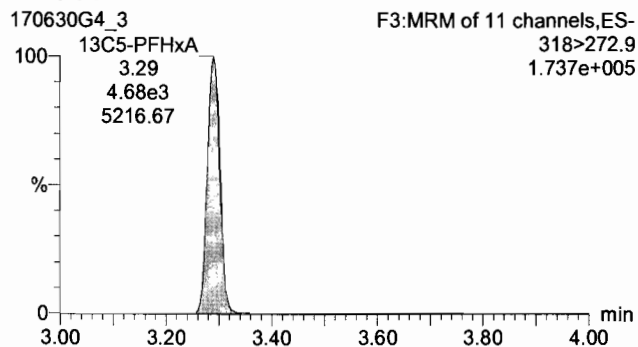
Last Altered: Friday, June 30, 2017 5:15:07 PM Pacific Daylight Time
Printed: Monday, July 03, 2017 8:24:07 AM Pacific Daylight Time

Name: 170630G4_3, Date: 30-Jun-2017, Time: 13:19:10, ID: ST170630G4-2 PFC CS-1 17F3023, Description: PFC CS-1 17F3023

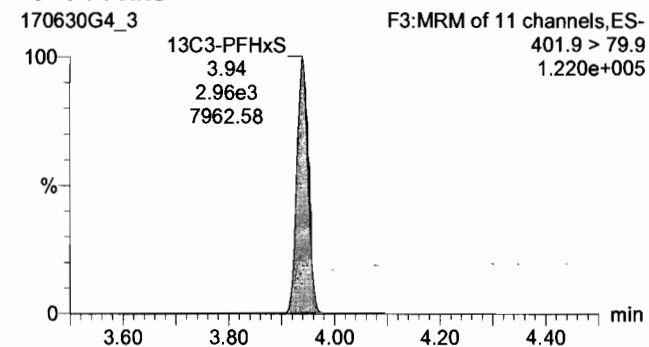
13C4-PFBA



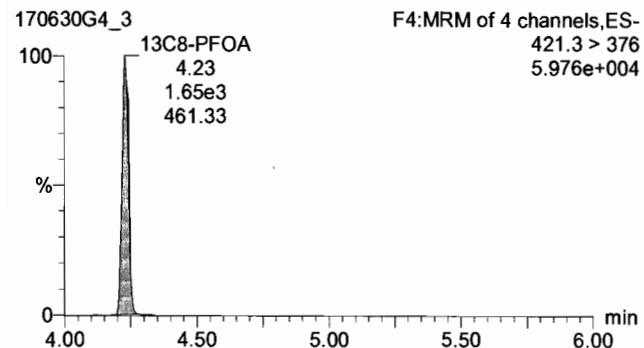
13C5-PFHxA



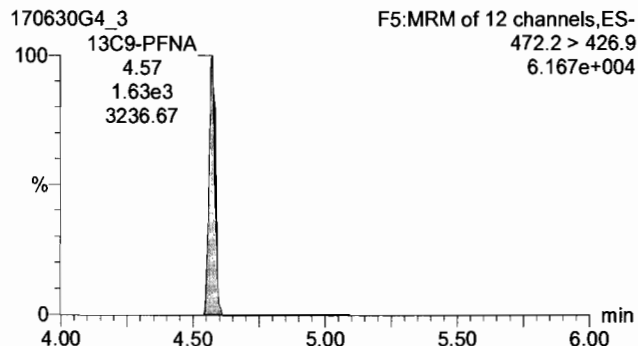
13C3-PFHxS



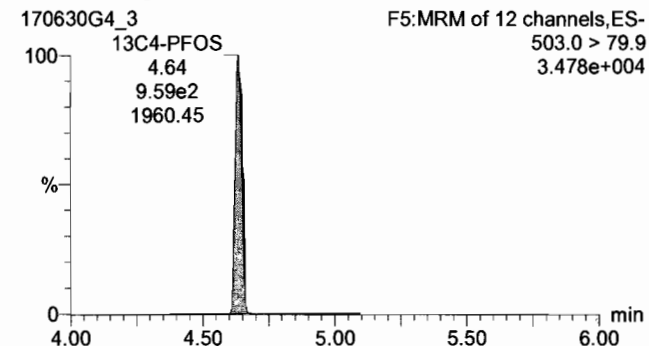
13C8-PFOA



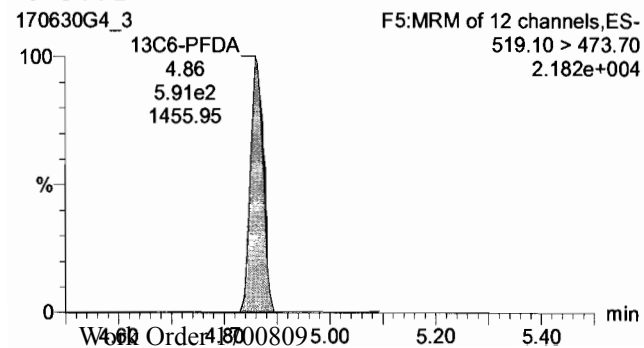
13C9-PFNA



13C4-PFOS



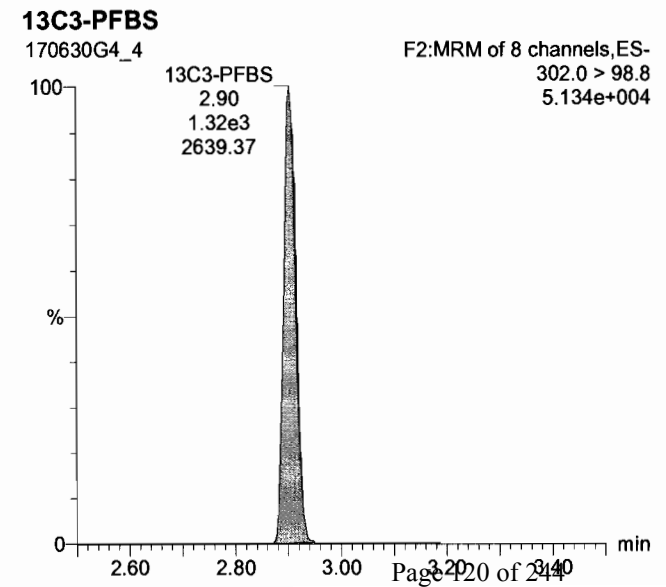
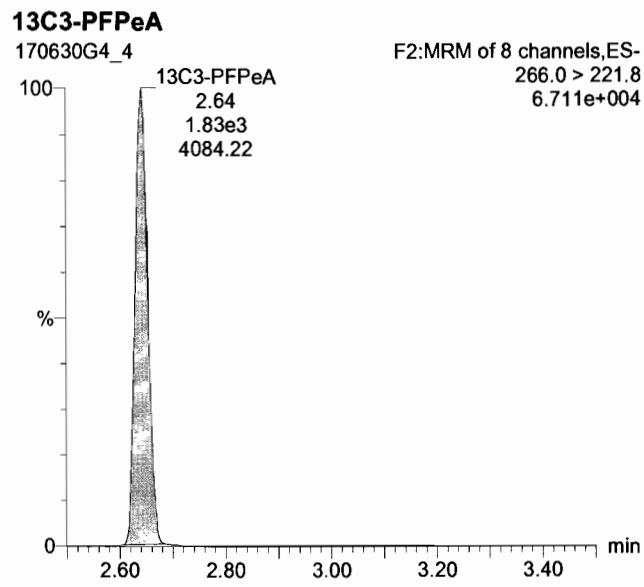
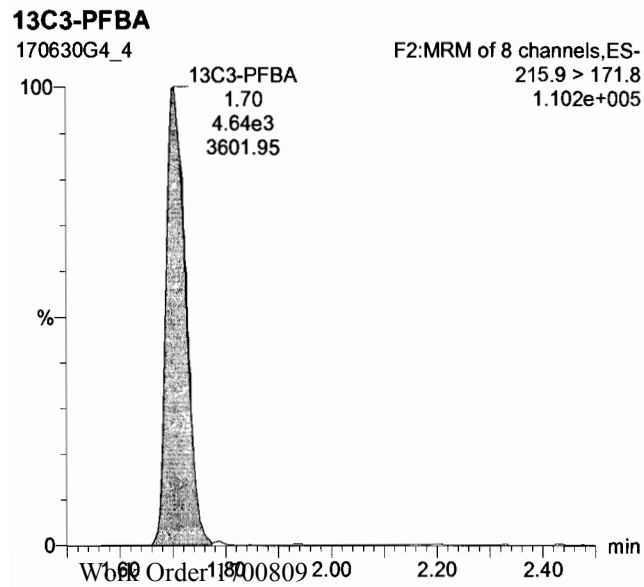
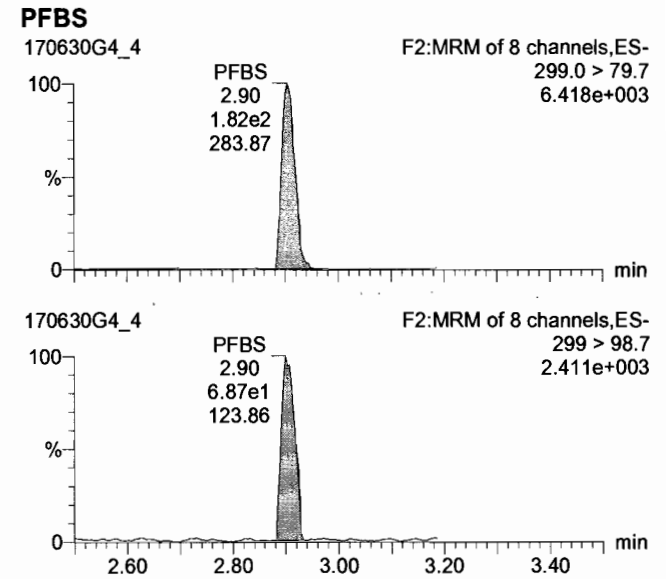
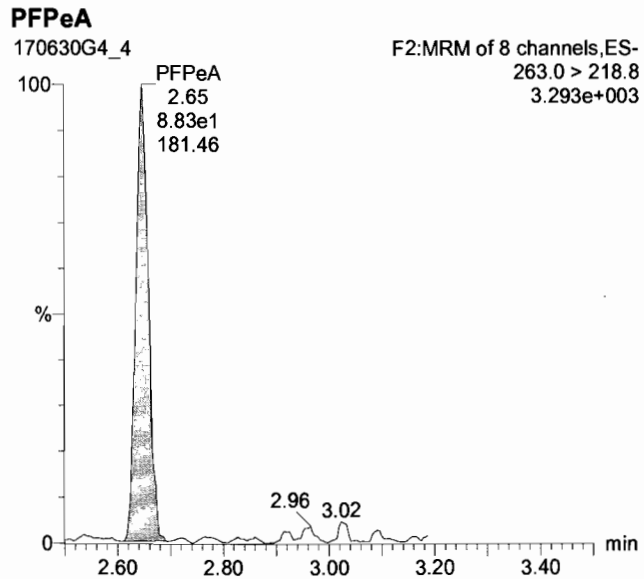
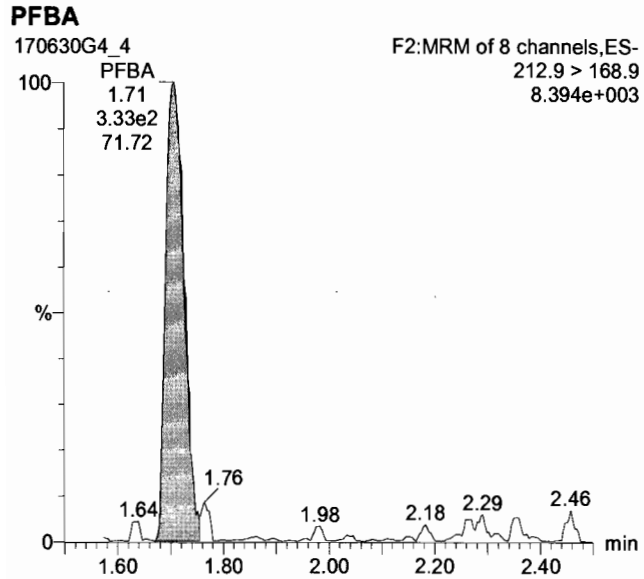
13C6-PFDA



Dataset: U:\G1.PRO\Results\2017\170630G4\170638G4_CRV.qld

Last Altered: Friday, June 30, 2017 5:15:07 PM Pacific Daylight Time
Printed: Monday, July 03, 2017 8:24:07 AM Pacific Daylight Time

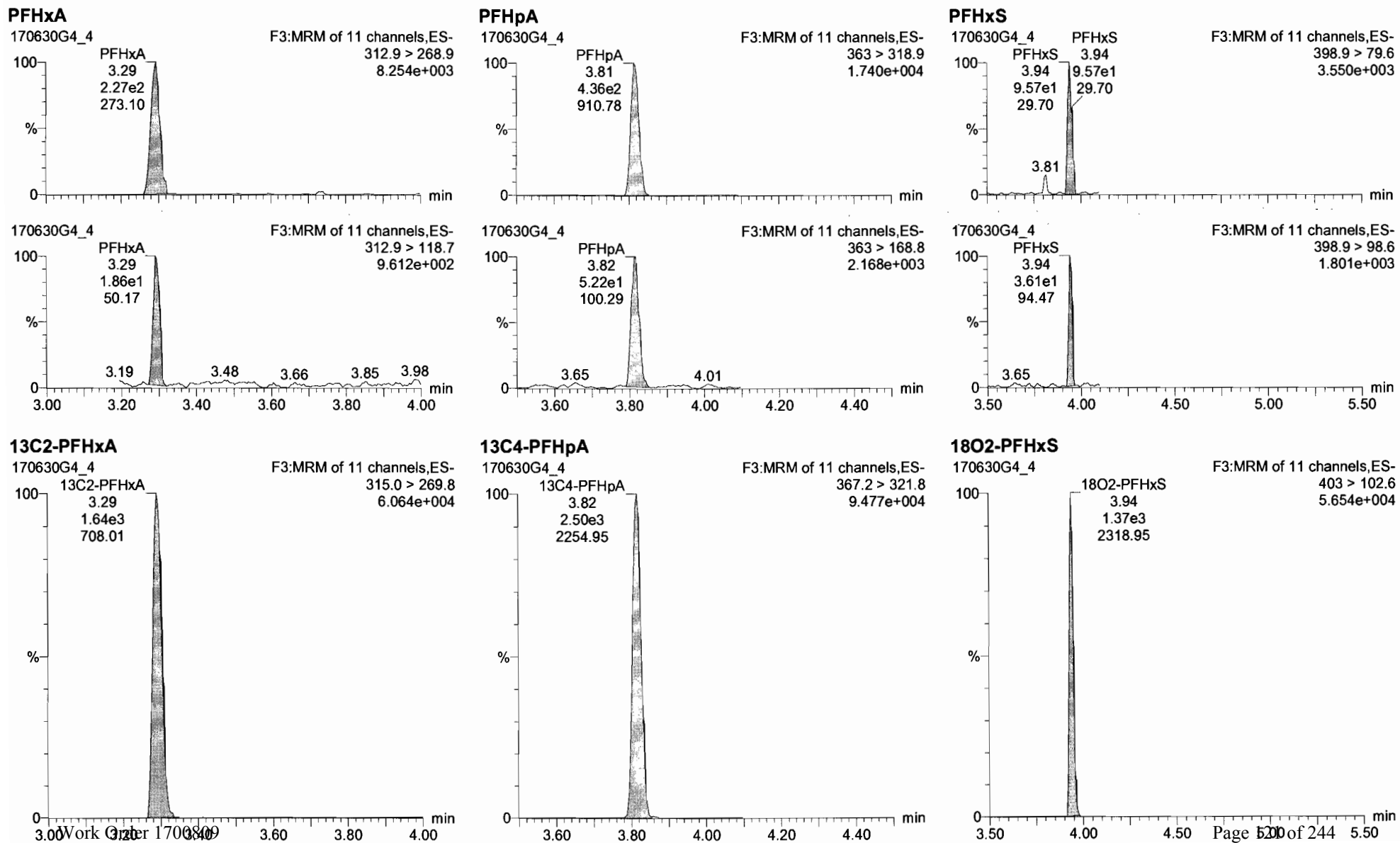
Name: 170630G4_4, Date: 30-Jun-2017, Time: 13:31:30, ID: ST170630G4-3 PFC CS0 17F3024, Description: PFC CS 0 17F3024



Dataset: U:\G1.PRO\Results\2017\170630G4\170638G4_CRV.qld

Last Altered: Friday, June 30, 2017 5:15:07 PM Pacific Daylight Time
Printed: Monday, July 03, 2017 8:24:07 AM Pacific Daylight Time

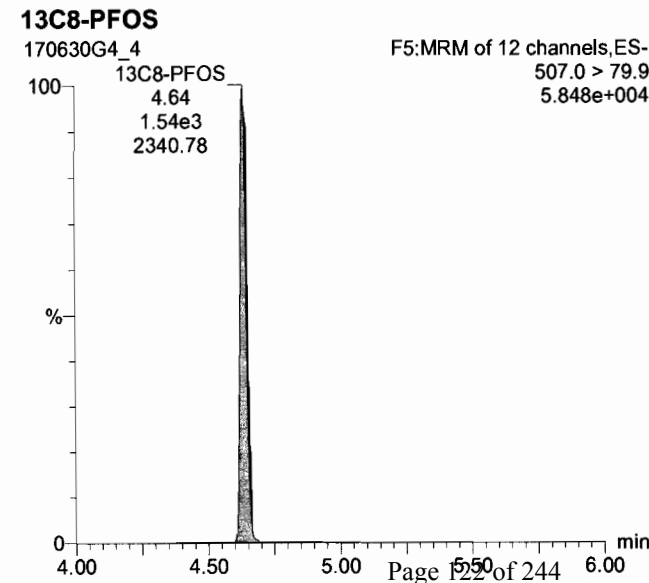
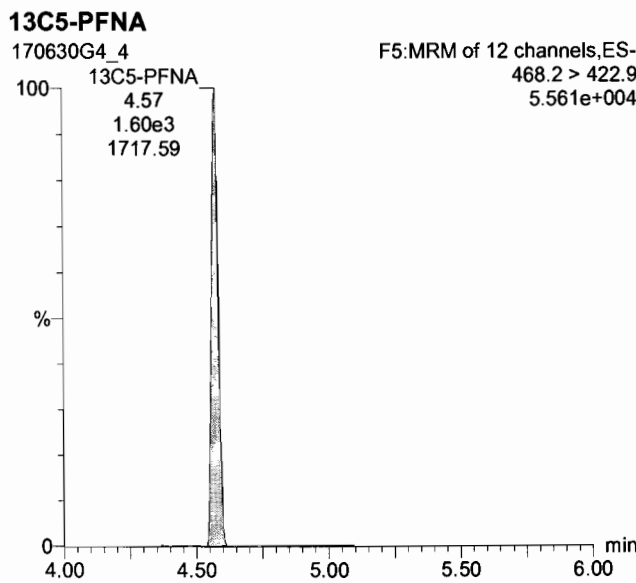
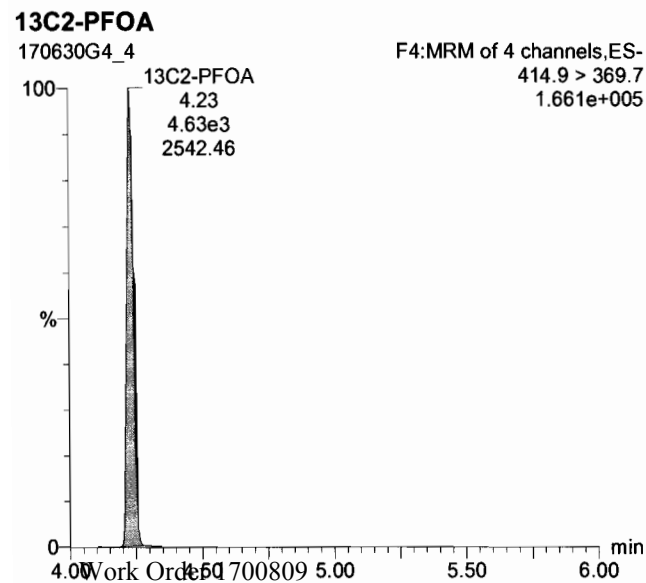
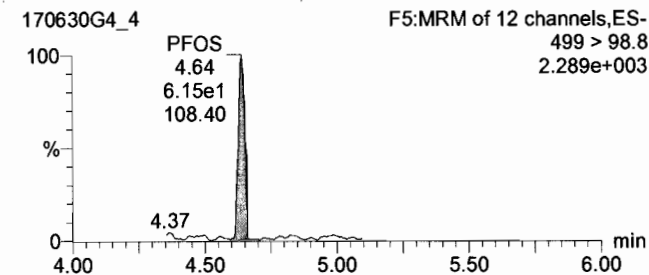
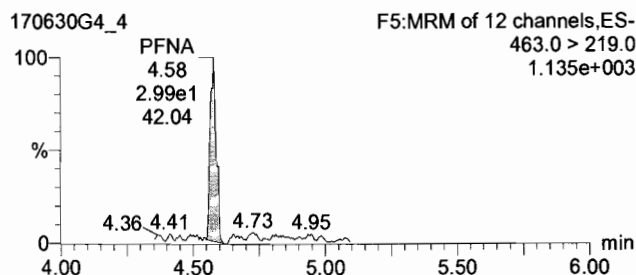

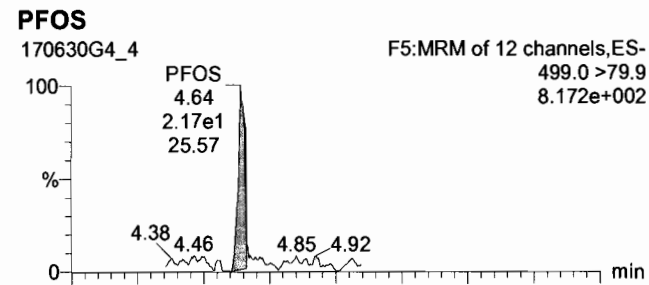
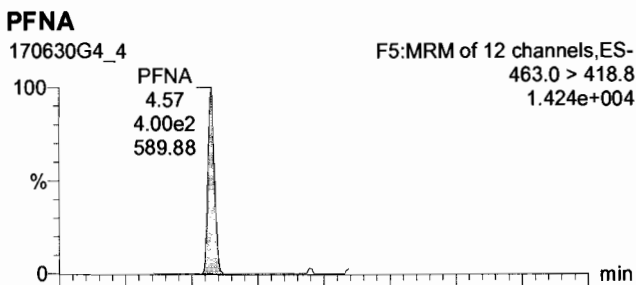

Name: 170630G4_4, Date: 30-Jun-2017, Time: 13:31:30, ID: ST170630G4-3 PFC CS0 17F3024, Description: PFC CS 0 17F3024



Dataset: U:\G1.PRO\Results\2017\170630G4\170638G4_CRV.qld

Last Altered: Friday, June 30, 2017 5:15:07 PM Pacific Daylight Time
Printed: Monday, July 03, 2017 8:24:07 AM Pacific Daylight Time

Name: 170630G4_4, Date: 30-Jun-2017, Time: 13:31:30, ID: ST170630G4-3 PFC CS0 17F3024, Description: PFC CS 0 17F3024



Dataset: U:\G1.PRO\Results\2017\170630G4\170638G4_CRV.qld

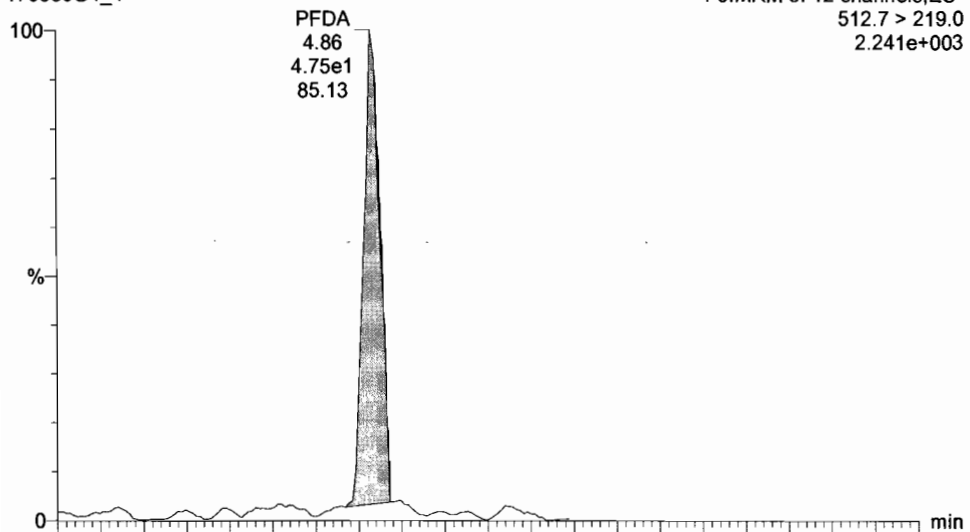
Last Altered: Friday, June 30, 2017 5:15:07 PM Pacific Daylight Time
Printed: Monday, July 03, 2017 8:24:07 AM Pacific Daylight Time

Name: 170630G4_4, Date: 30-Jun-2017, Time: 13:31:30, ID: ST170630G4-3 PFC CS0 17F3024, Description: PFC CS 0 17F3024

PFDA

170630G4_4

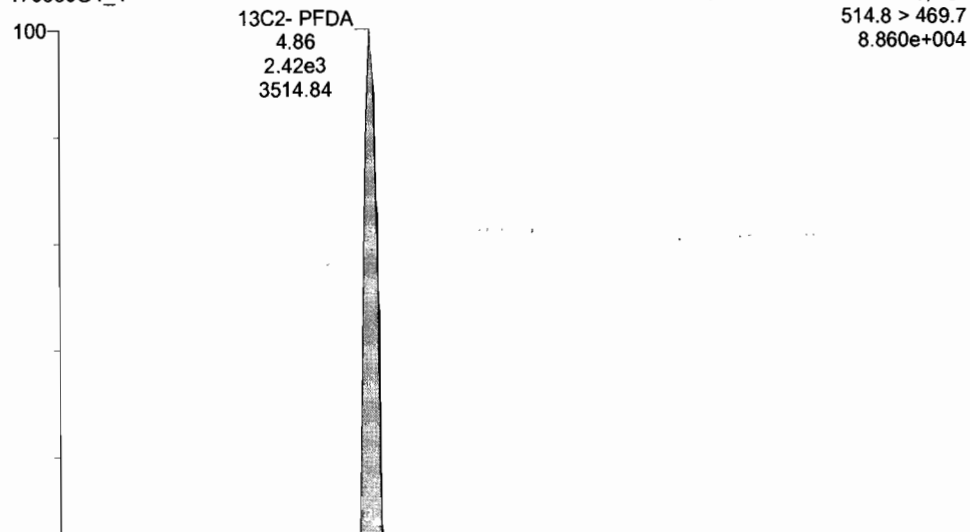
F5:MRM of 12 channels,ES-
512.7 > 219.0
2.241e+003



13C2- PFDA

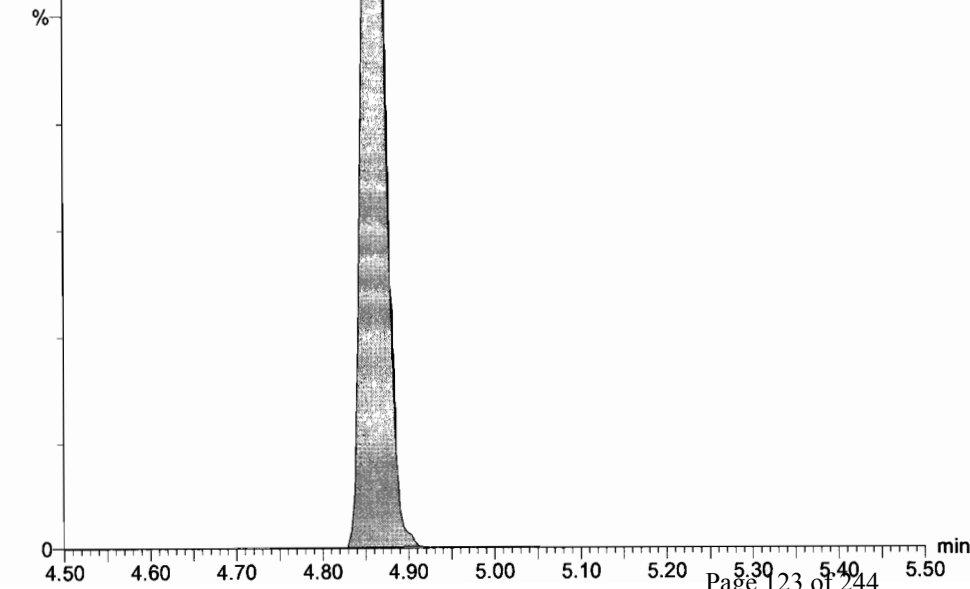
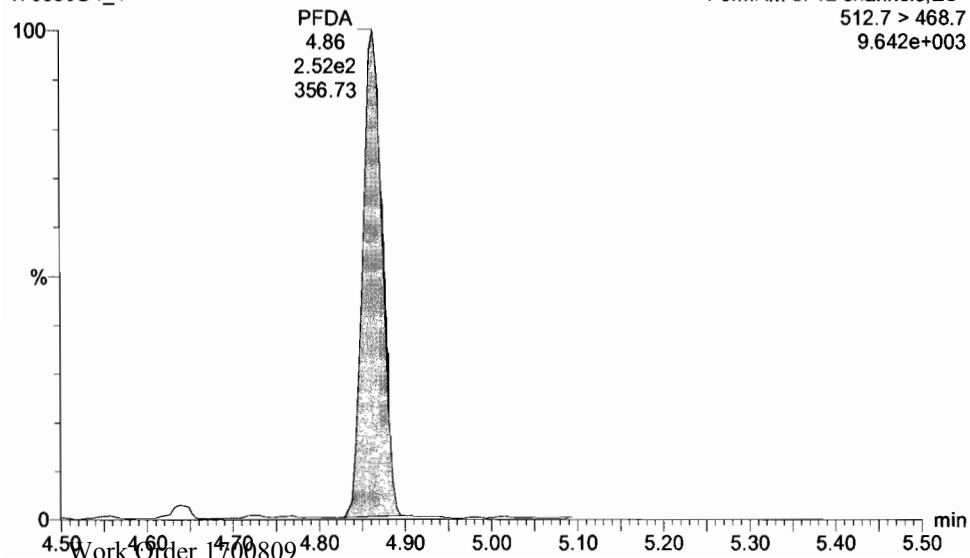
170630G4_4

F5:MRM of 12 channels,ES-
514.8 > 469.7
8.860e+004



170630G4_4

F5:MRM of 12 channels,ES-
512.7 > 468.7
9.642e+003



Dataset: U:\G1.PRO\Results\2017\170630G4\170638G4_CRV.qld

Last Altered: Friday, June 30, 2017 5:15:07 PM Pacific Daylight Time

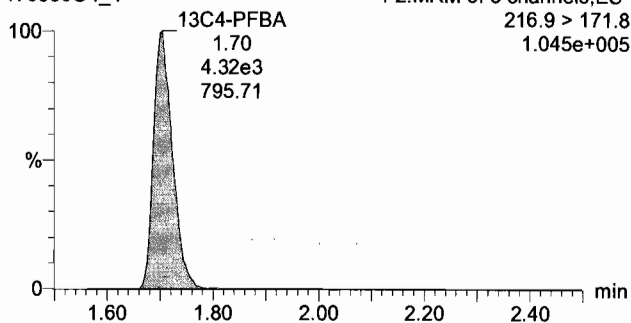
Printed: Monday, July 03, 2017 8:24:07 AM Pacific Daylight Time

Name: 170630G4_4, Date: 30-Jun-2017, Time: 13:31:30, ID: ST170630G4-3 PFC CS0 17F3024, Description: PFC CS 0 17F3024

13C4-PFBA

170630G4_4

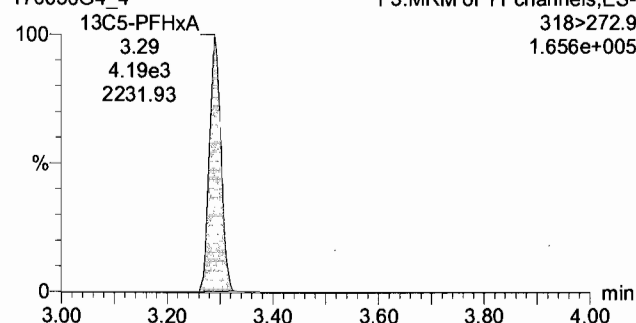
F2:MRM of 8 channels,ES-
216.9 > 171.8
1.045e+005



13C5-PFHxA

170630G4_4

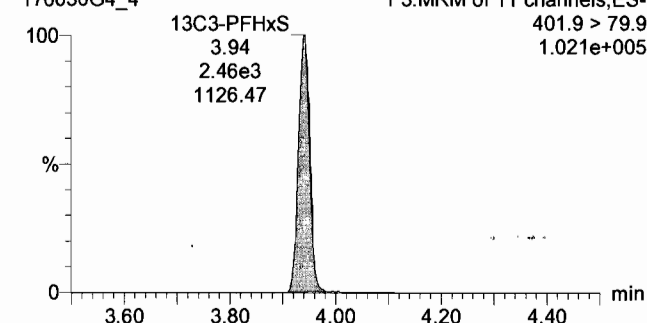
F3:MRM of 11 channels,ES-
318>272.9
1.656e+005



13C3-PFHxS

170630G4_4

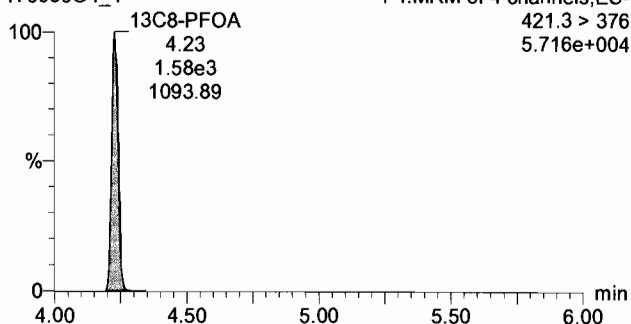
F3:MRM of 11 channels,ES-
401.9 > 79.9
1.021e+005



13C8-PFOA

170630G4_4

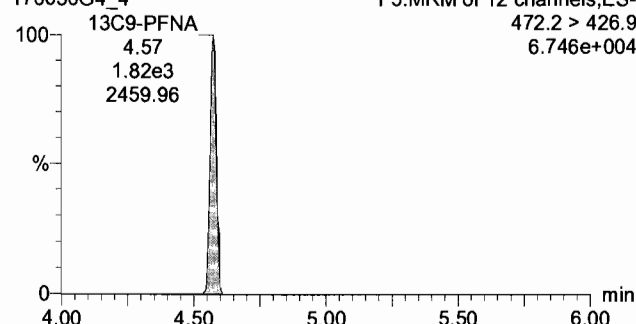
F4:MRM of 4 channels,ES-
421.3 > 376
5.716e+004



13C9-PFNA

170630G4_4

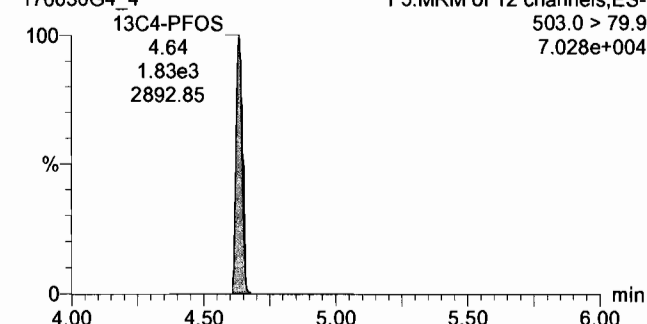
F5:MRM of 12 channels,ES-
472.2 > 426.9
6.746e+004



13C4-PFOS

170630G4_4

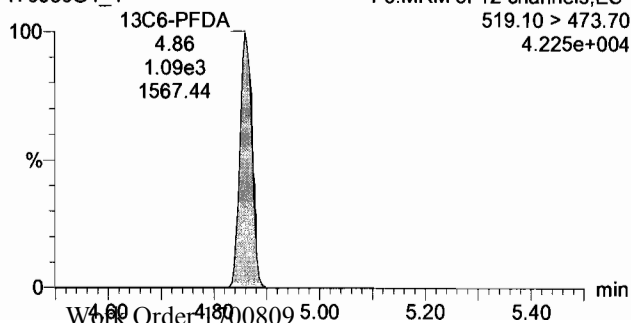
F5:MRM of 12 channels,ES-
503.0 > 79.9
7.028e+004



13C6-PFDA

170630G4_4

F5:MRM of 12 channels,ES-
519.10 > 473.70
4.225e+004

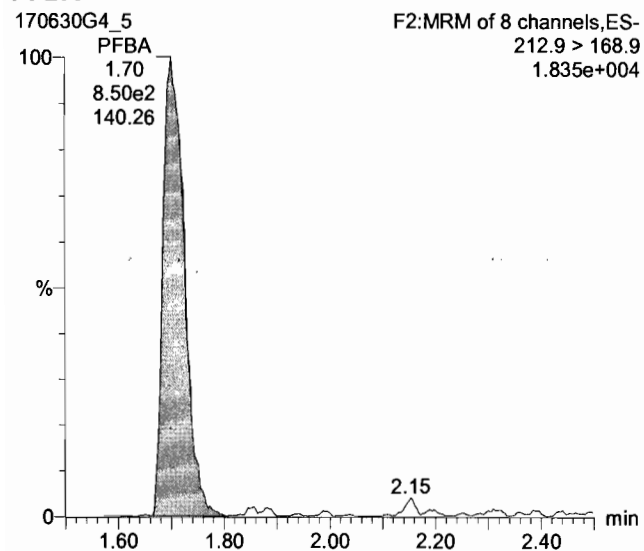


Dataset: U:\G1.PRO\Results\2017\170630G4\170638G4_CRV.qld

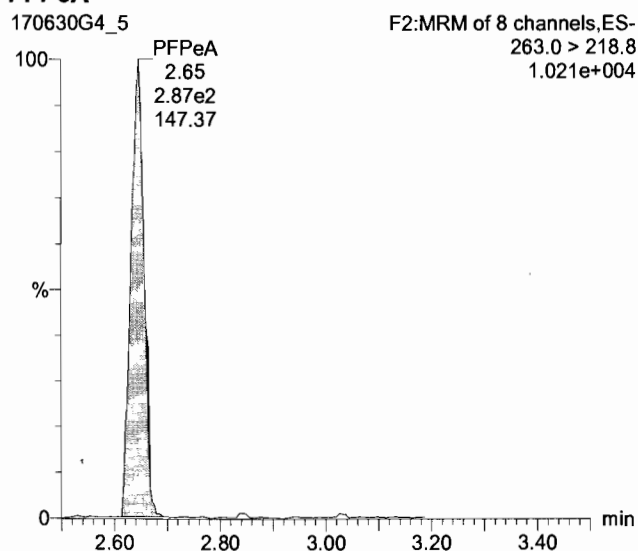
Last Altered: Friday, June 30, 2017 5:15:07 PM Pacific Daylight Time
Printed: Monday, July 03, 2017 8:24:07 AM Pacific Daylight Time

Name: 170630G4_5, Date: 30-Jun-2017, Time: 13:43:49, ID: ST170630G4-4 PFC CS1 17F3025, Description: PFC CS1 17F3025

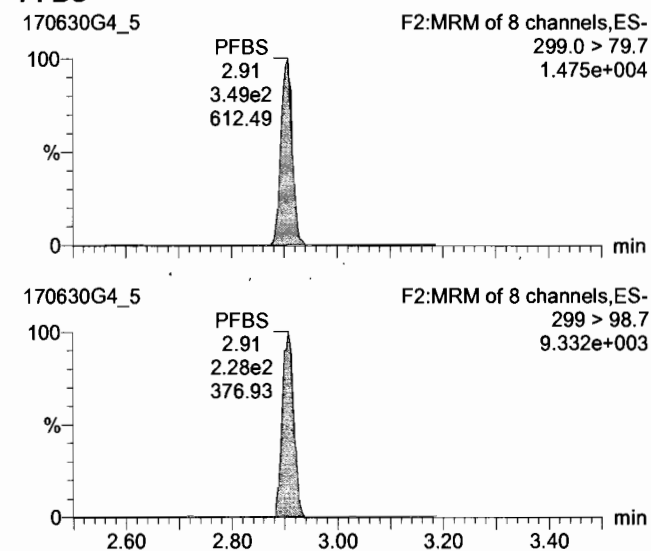
PFBA



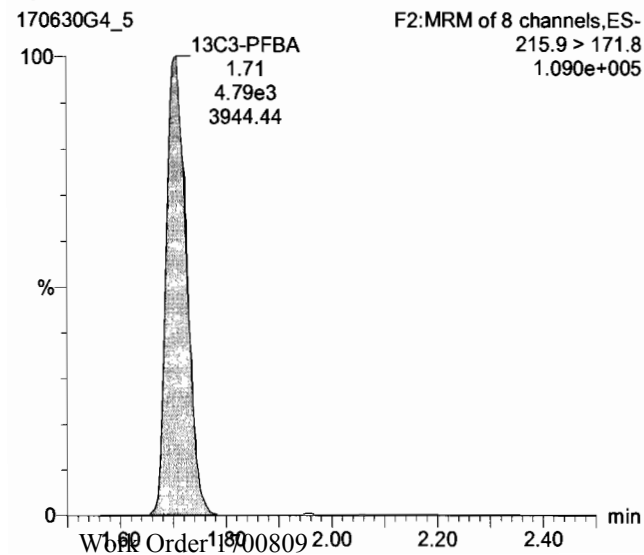
PFPeA



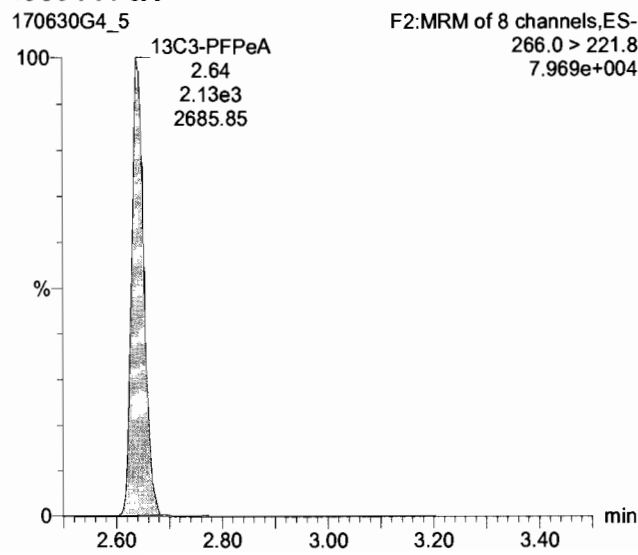
PFBS



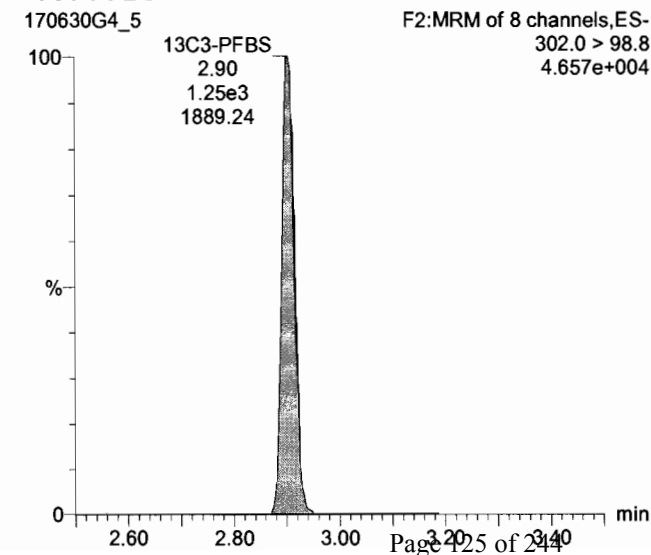
13C3-PFBA



13C3-PFPeA



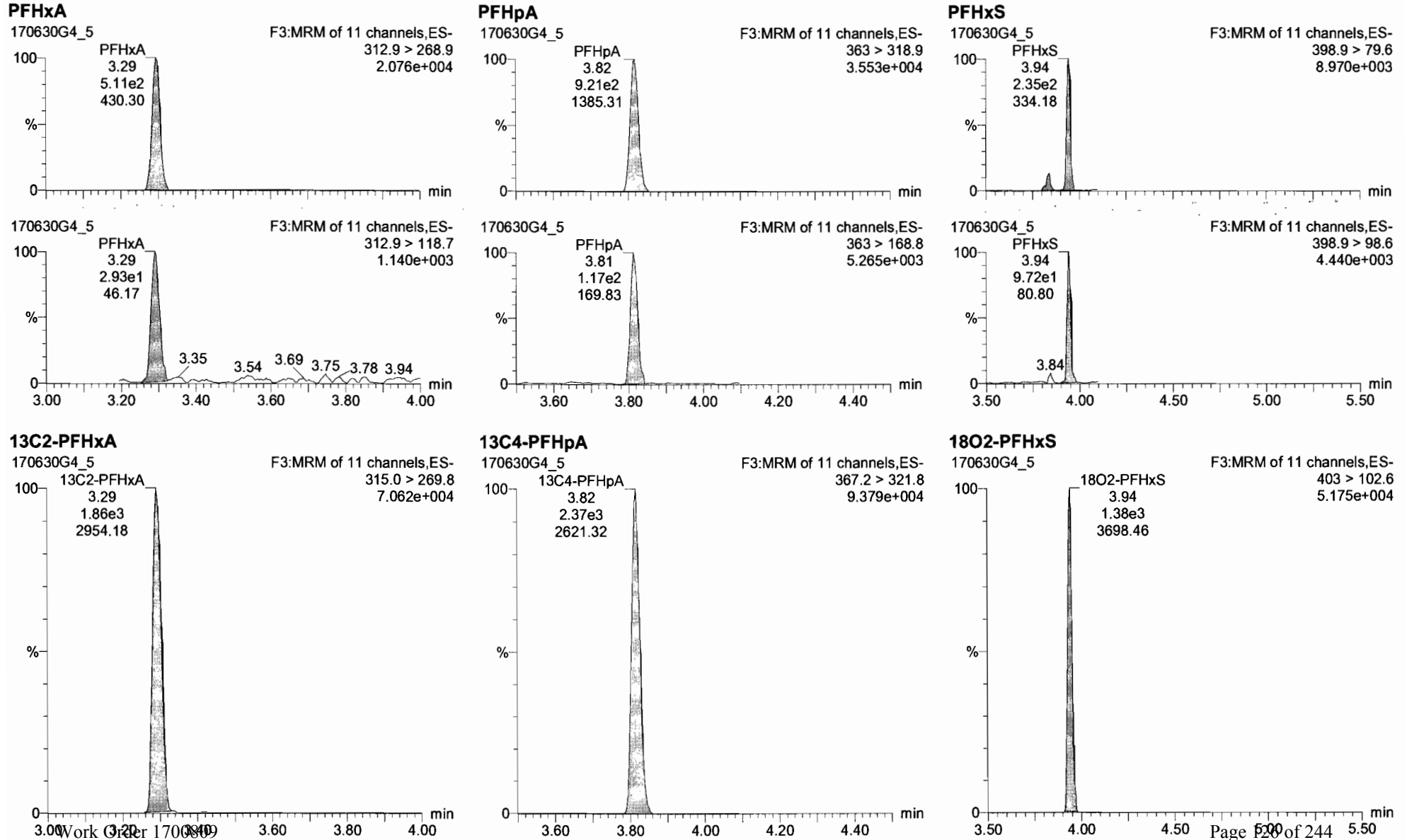
13C3-PFBS



Dataset: U:\G1.PRO\Results\2017\170630G4\170638G4_CRV.qld

Last Altered: Friday, June 30, 2017 5:15:07 PM Pacific Daylight Time
Printed: Monday, July 03, 2017 8:24:07 AM Pacific Daylight Time

Name: 170630G4_5, Date: 30-Jun-2017, Time: 13:43:49, ID: ST170630G4-4 PFC CS1 17F3025, Description: PFC CS1 17F3025




Dataset: U:\G1.PRO\Results\2017\170630G4\170638G4_CRV.qld

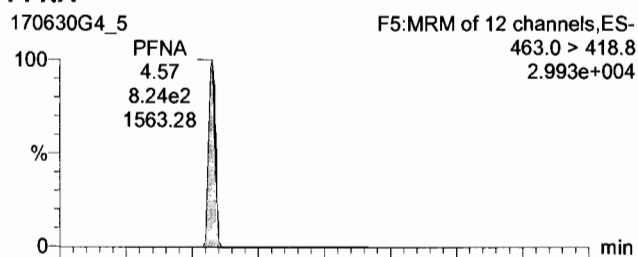
Last Altered: Friday, June 30, 2017 5:15:07 PM Pacific Daylight Time
Printed: Monday, July 03, 2017 8:24:07 AM Pacific Daylight Time

Name: 170630G4_5, Date: 30-Jun-2017, Time: 13:43:49, ID: ST170630G4-4 PFC CS1 17F3025, Description: PFC CS1 17F3025

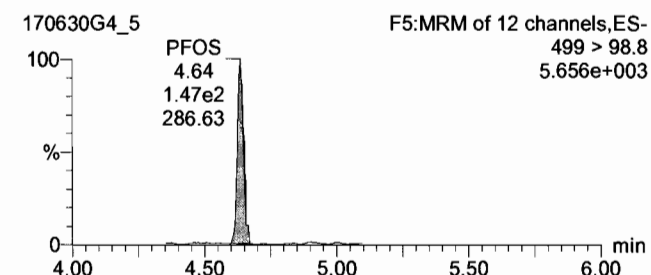
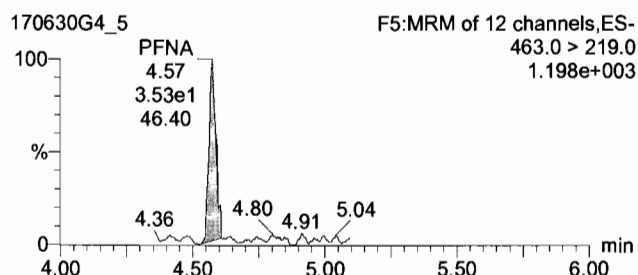
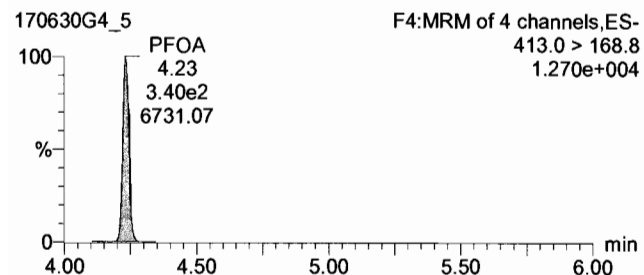
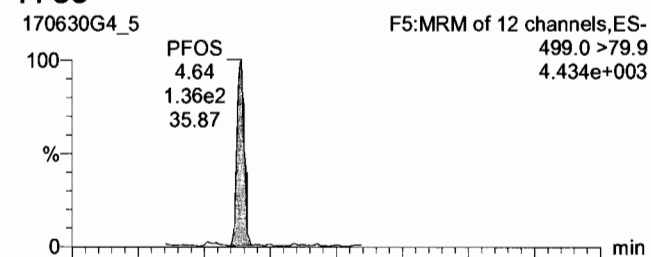
PFOA



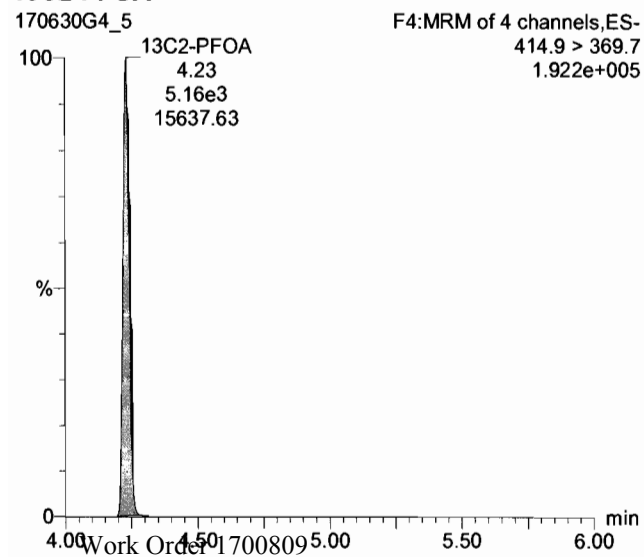
PFNA



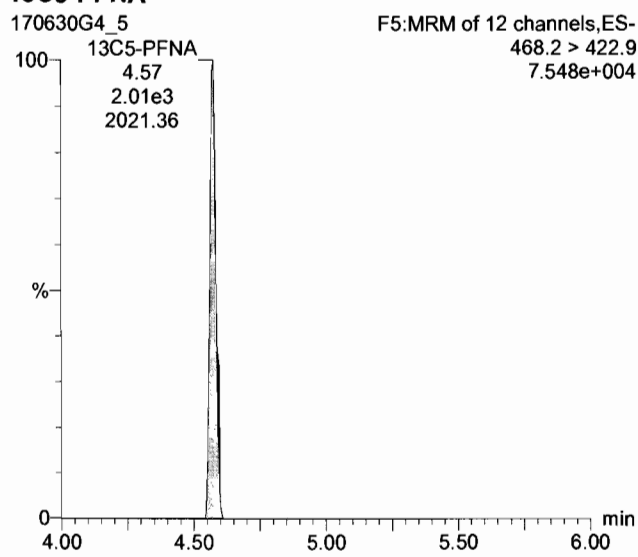
PFOS



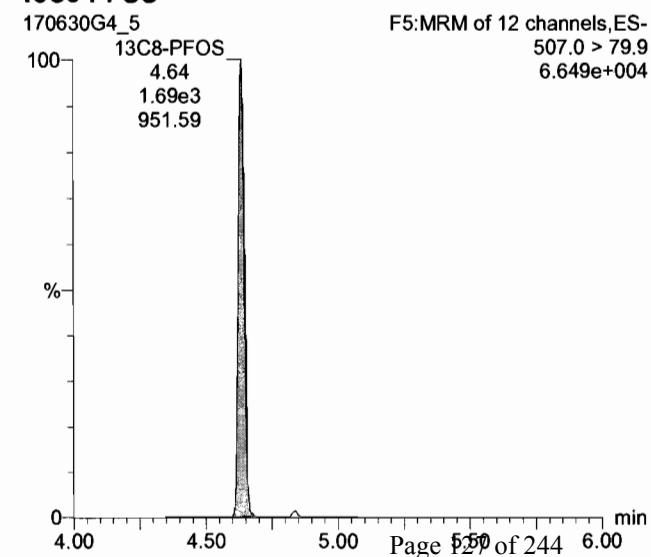
13C2-PFOA



13C5-PFNA



13C8-PFOS



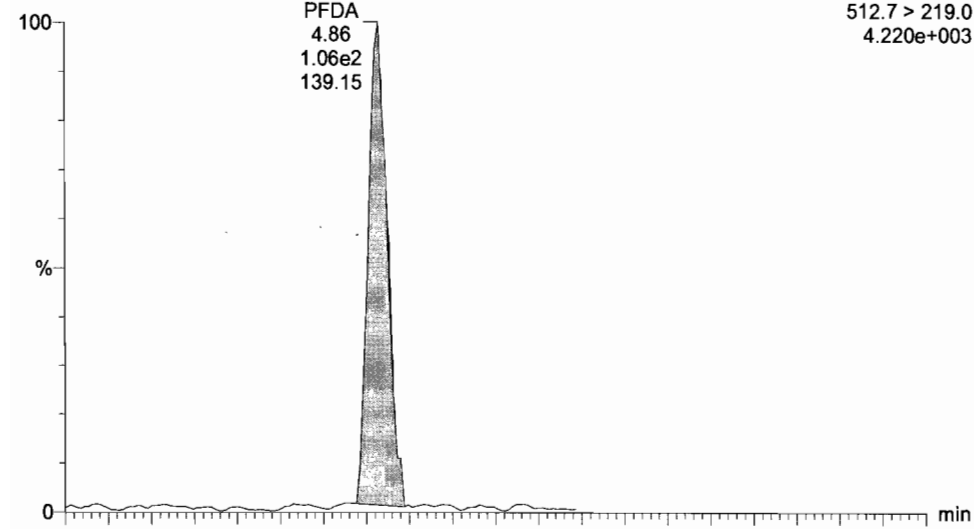
Dataset: U:\G1.PRO\Results\2017\170630G4\170638G4_CRV.qld

Last Altered: Friday, June 30, 2017 5:15:07 PM Pacific Daylight Time
Printed: Monday, July 03, 2017 8:24:07 AM Pacific Daylight Time

Name: 170630G4_5, Date: 30-Jun-2017, Time: 13:43:49, ID: ST170630G4-4 PFC CS1 17F3025, Description: PFC CS1 17F3025

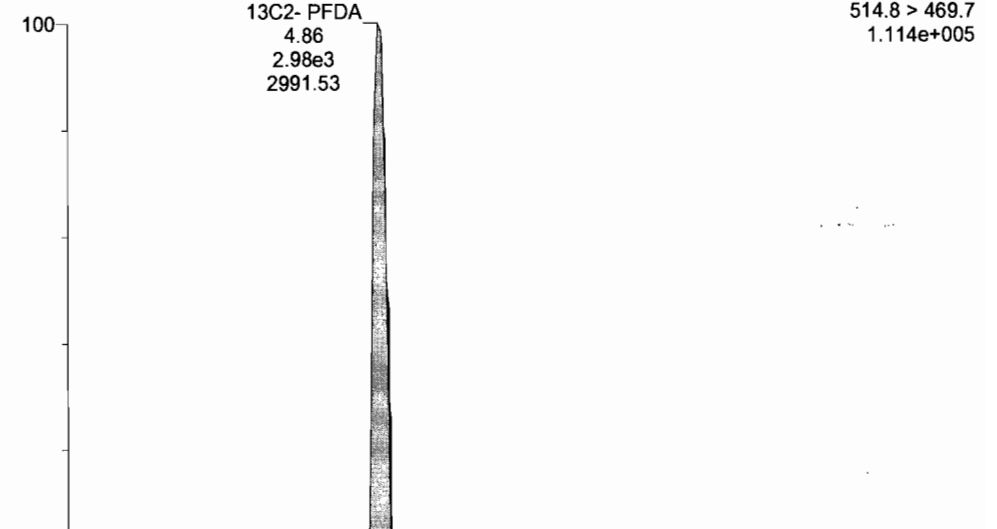
PFDA

170630G4_5

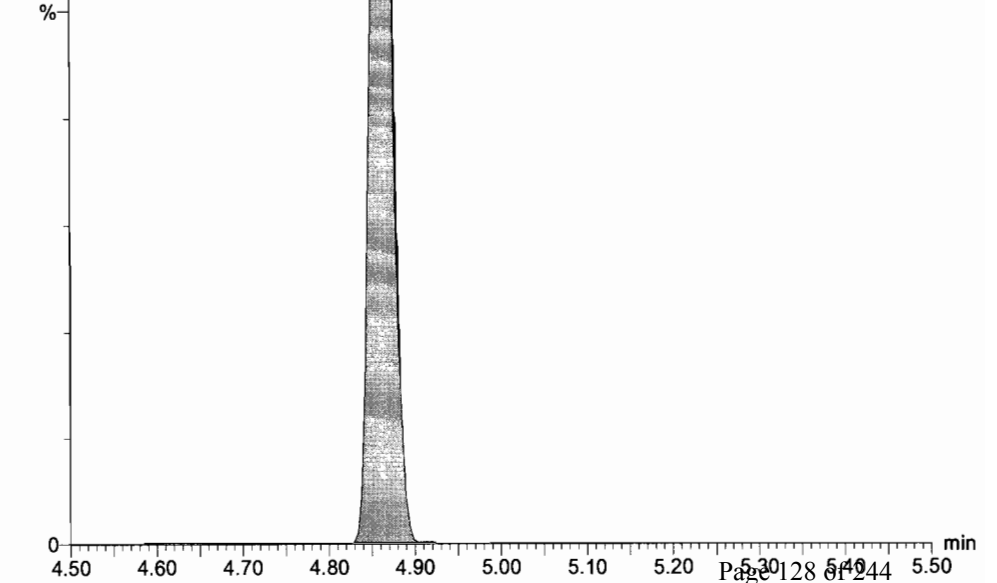
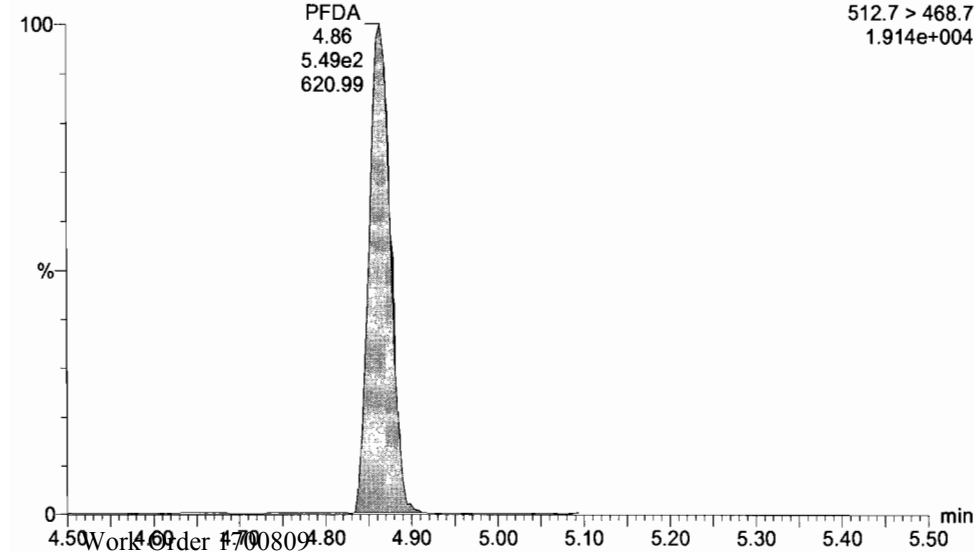


13C2- PFDA

170630G4_5



170630G4_5

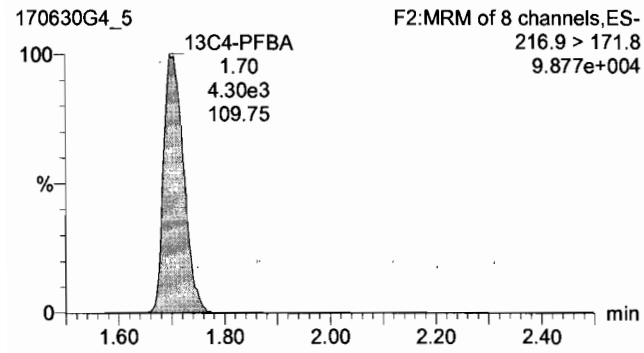


Dataset: U:\G1.PRO\Results\2017\170630G4\170638G4_CRV.qld

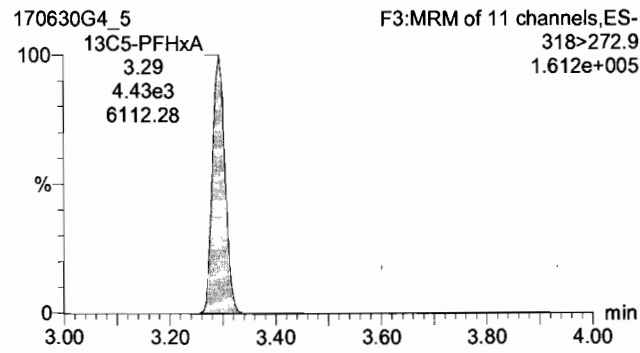
Last Altered: Friday, June 30, 2017 5:15:07 PM Pacific Daylight Time
Printed: Monday, July 03, 2017 8:24:07 AM Pacific Daylight Time

Name: 170630G4_5, Date: 30-Jun-2017, Time: 13:43:49, ID: ST170630G4-4 PFC CS1 17F3025, Description: PFC CS1 17F3025

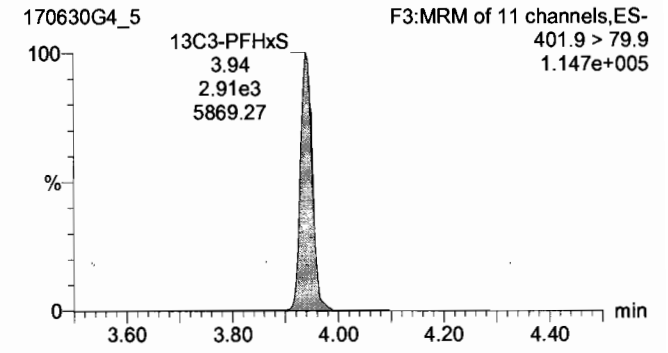
13C4-PFBA



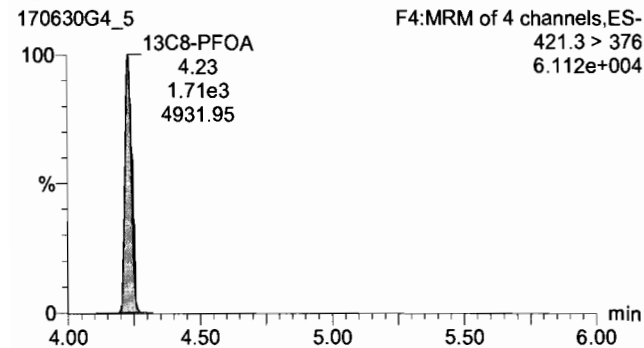
13C5-PFHxA



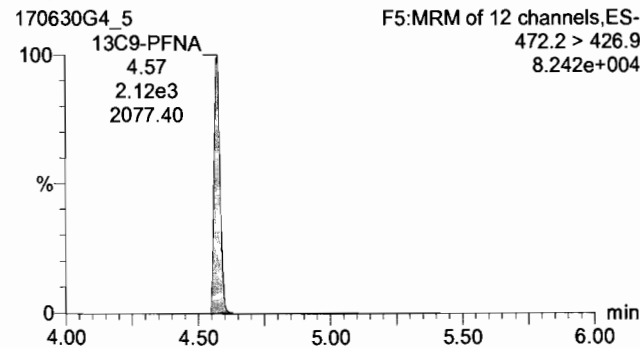
13C3-PFHxS



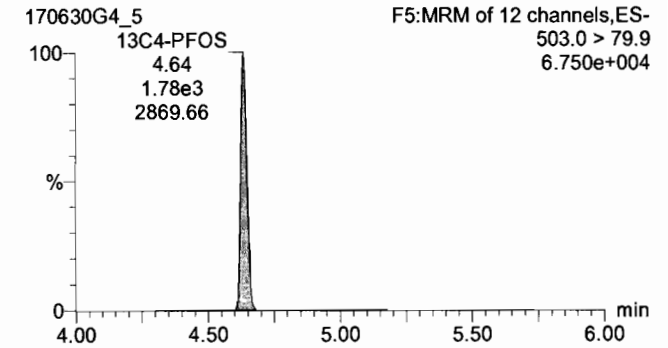
13C8-PFOA



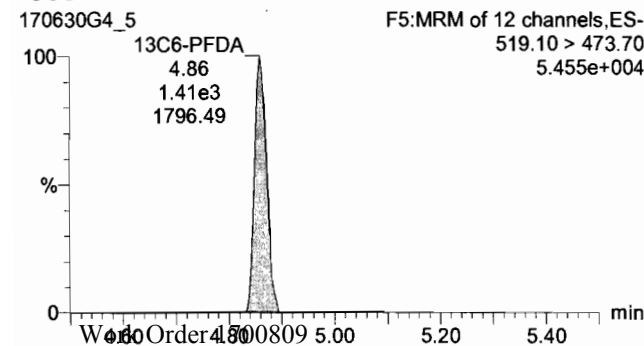
13C9-PFNA



13C4-PFOS



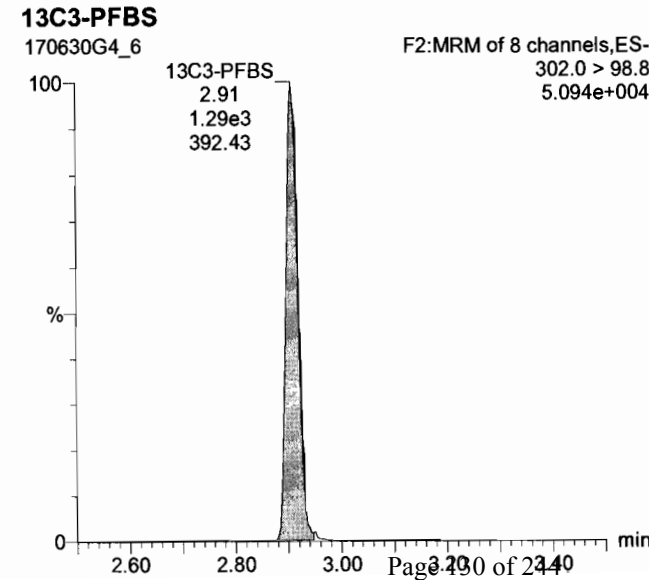
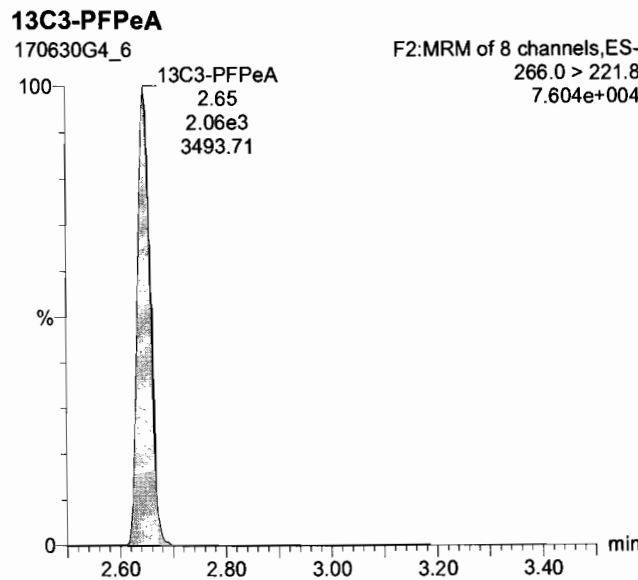
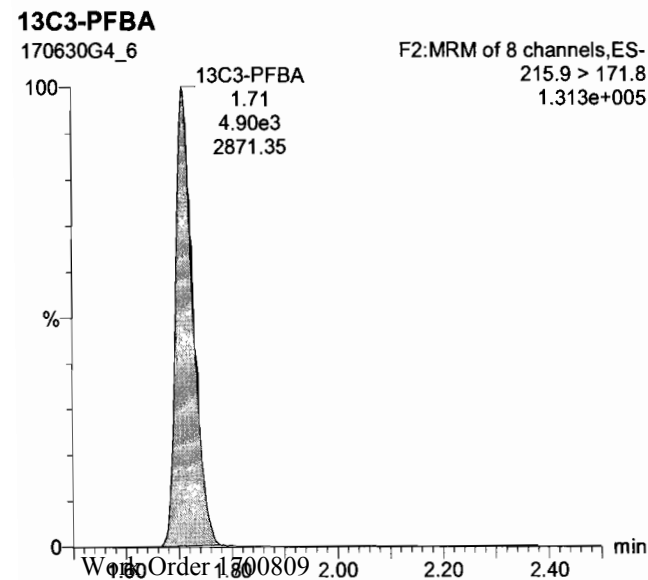
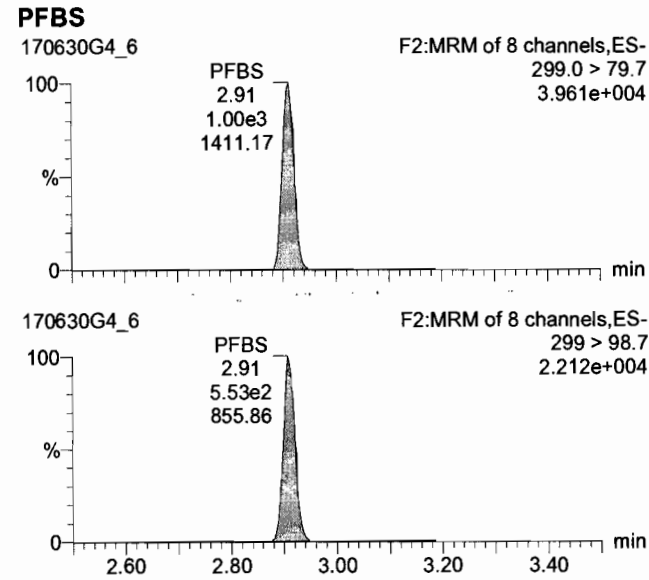
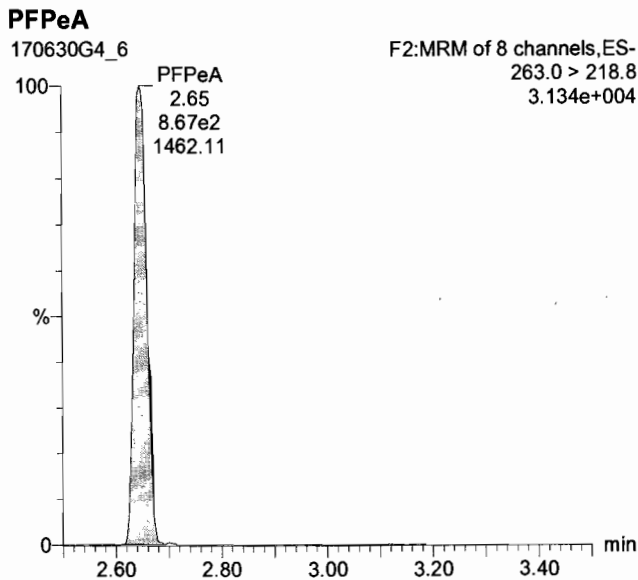
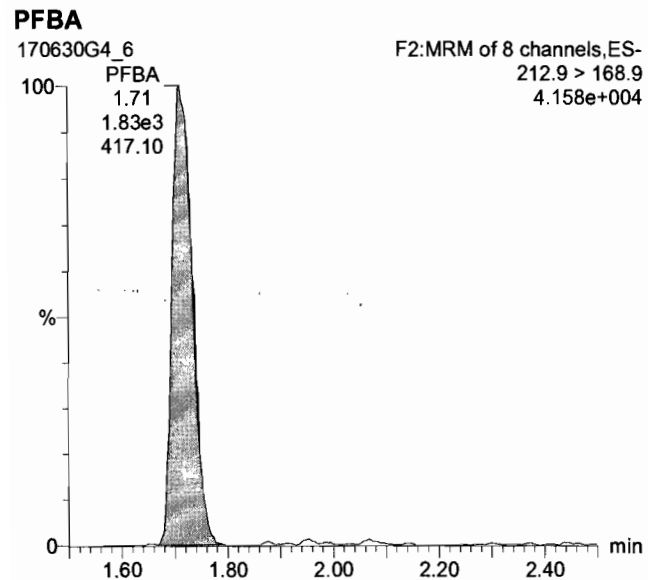
13C6-PFDA



Dataset: U:\G1.PRO\Results\2017\170630G4\170638G4_CRV.qld

Last Altered: Friday, June 30, 2017 5:15:07 PM Pacific Daylight Time
Printed: Monday, July 03, 2017 8:24:07 AM Pacific Daylight Time

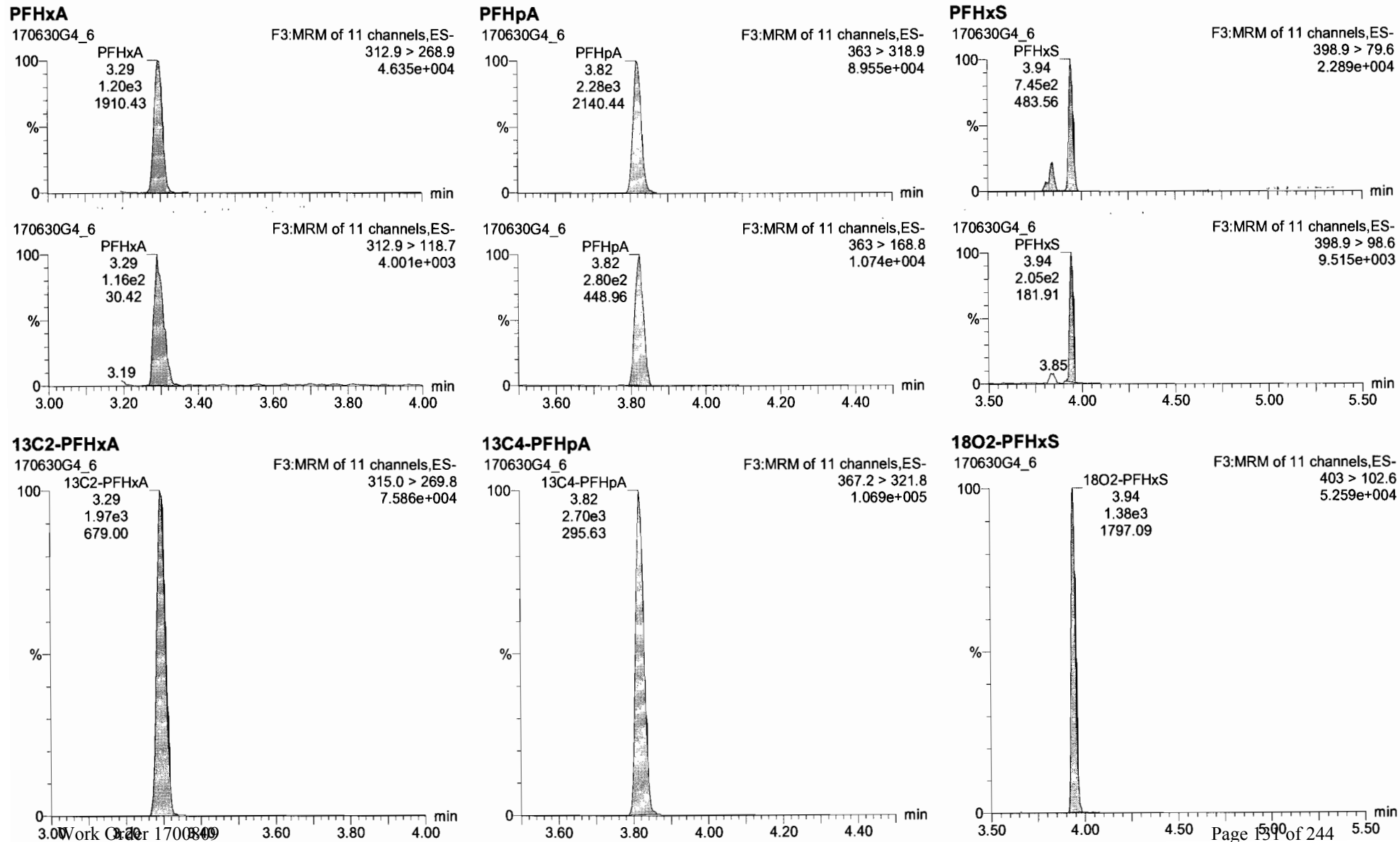
Name: 170630G4_6, Date: 30-Jun-2017, Time: 13:56:05, ID: ST170630G4-5 PFC CS2 17F3026, Description: PFC CS2 17F3026



Dataset: U:\G1.PRO\Results\2017\170630G4\170638G4_CRV.qld

Last Altered: Friday, June 30, 2017 5:15:07 PM Pacific Daylight Time
Printed: Monday, July 03, 2017 8:24:07 AM Pacific Daylight Time

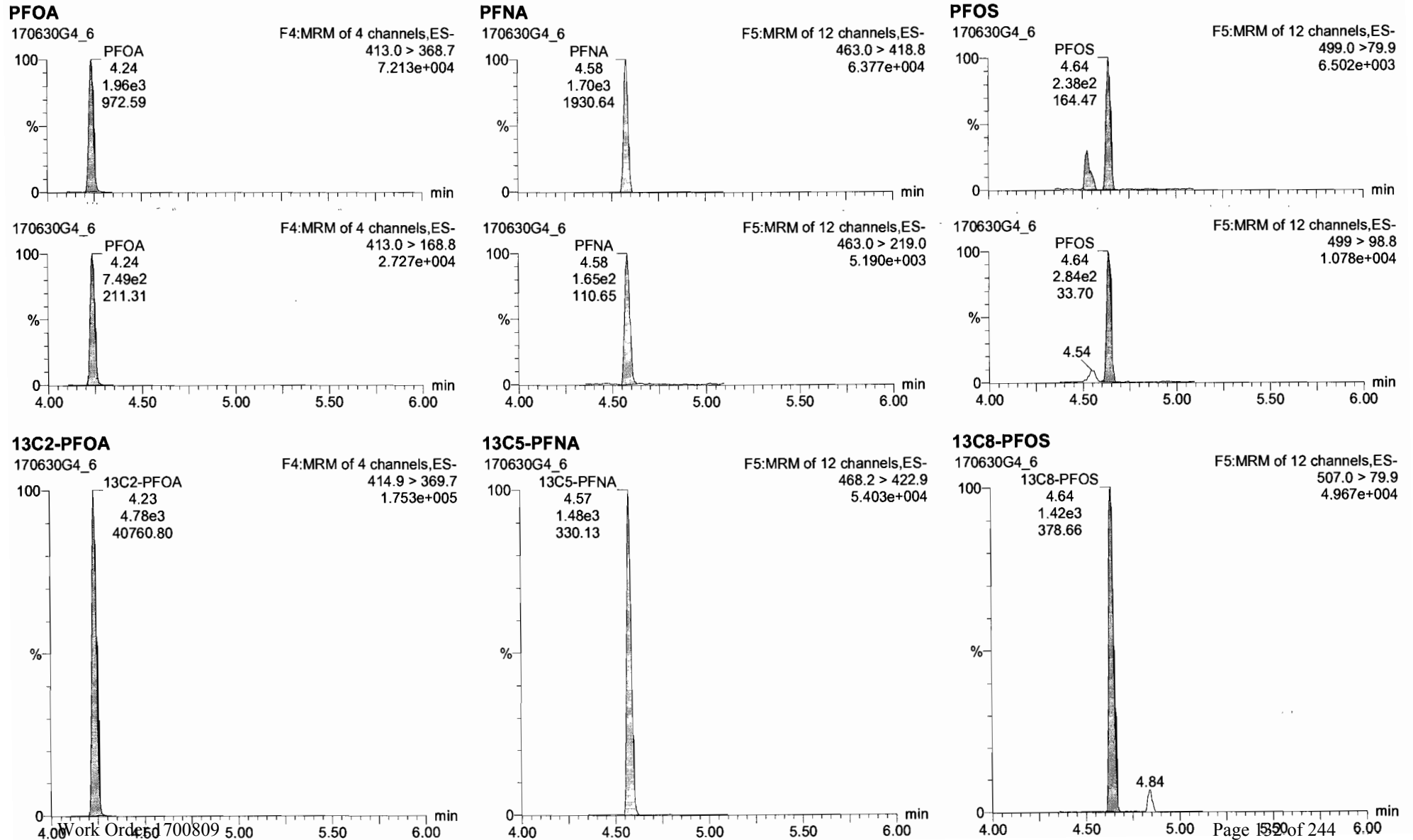
Name: 170630G4_6, Date: 30-Jun-2017, Time: 13:56:05, ID: ST170630G4-5 PFC CS2 17F3026, Description: PFC CS2 17F3026



Dataset: U:\G1.PRO\Results\2017\170630G4\170638G4_CRV.qld

Last Altered: Friday, June 30, 2017 5:15:07 PM Pacific Daylight Time
Printed: Monday, July 03, 2017 8:24:07 AM Pacific Daylight Time

Name: 170630G4_6, Date: 30-Jun-2017, Time: 13:56:05, ID: ST170630G4-5 PFC CS2 17F3026, Description: PFC CS2 17F3026



Dataset: U:\G1.PRO\Results\2017\170630G4\170638G4_CRV.qld

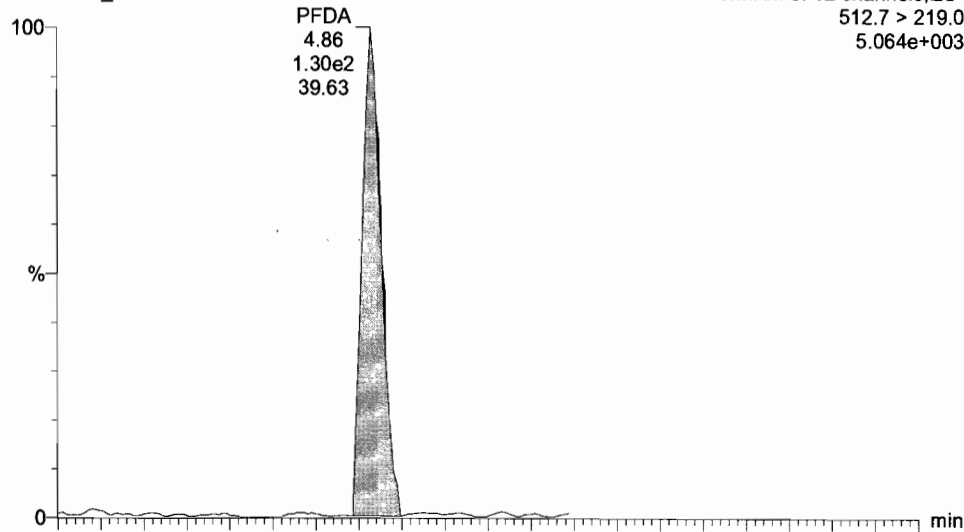
Last Altered: Friday, June 30, 2017 5:15:07 PM Pacific Daylight Time
Printed: Monday, July 03, 2017 8:24:07 AM Pacific Daylight Time

Name: 170630G4_6, Date: 30-Jun-2017, Time: 13:56:05, ID: ST170630G4-5 PFC CS2 17F3026, Description: PFC CS2 17F3026

PFDA

170630G4_6

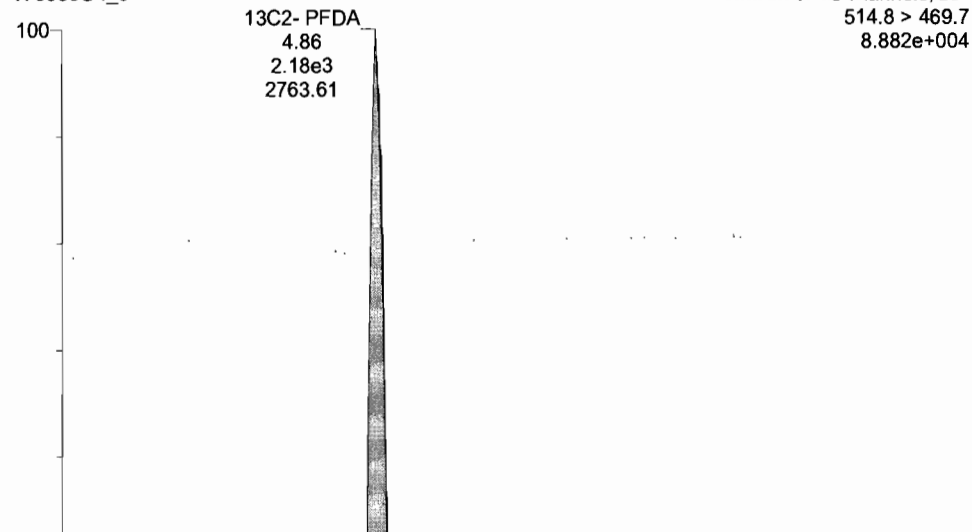
F5:MRM of 12 channels,ES-
512.7 > 219.0
5.064e+003



13C2- PFDA

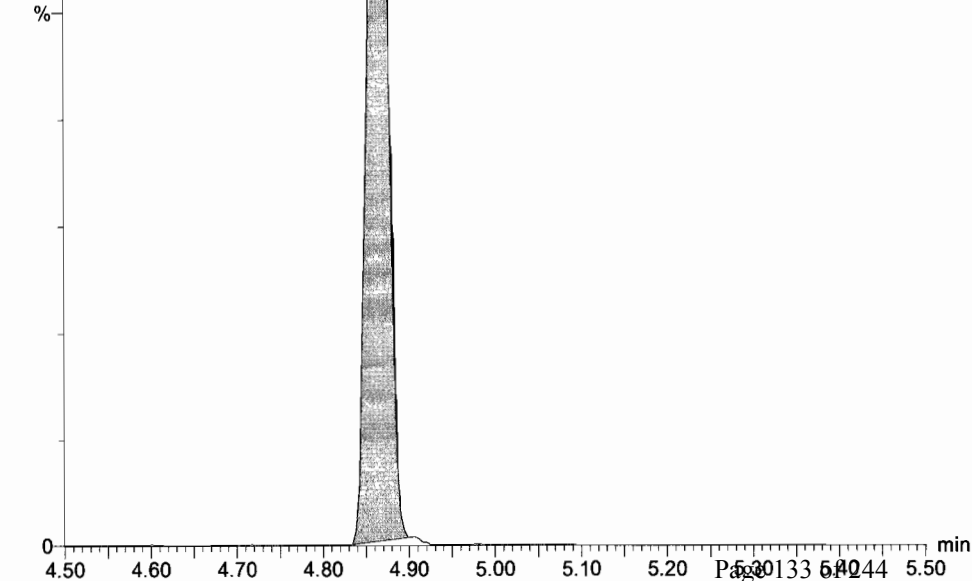
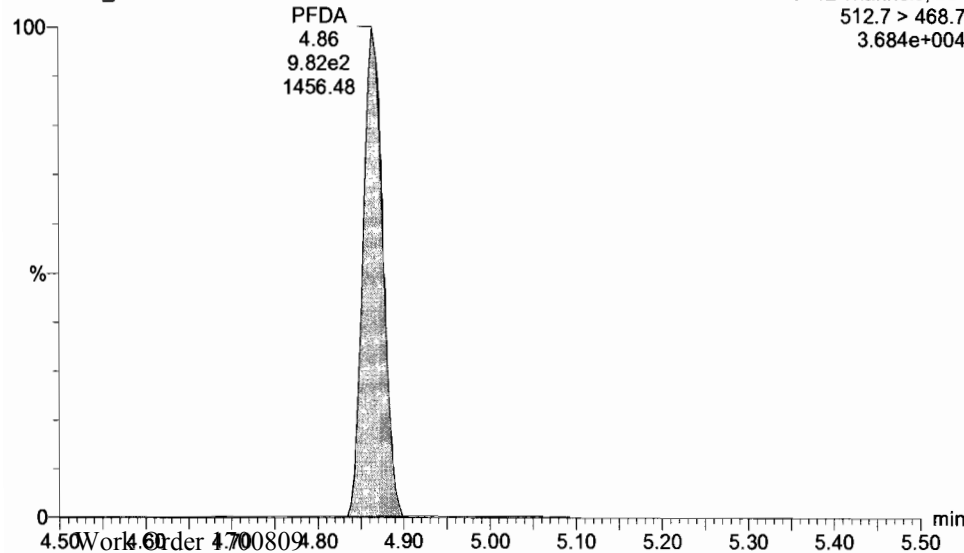
170630G4_6

F5:MRM of 12 channels,ES-
514.8 > 469.7
8.882e+004



170630G4_6

F5:MRM of 12 channels,ES-
512.7 > 468.7
3.684e+004

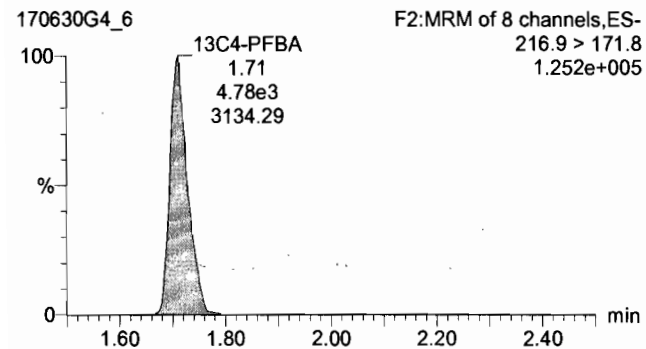


Dataset: U:\G1.PRO\Results\2017\170630G4\170638G4_CRV.qld

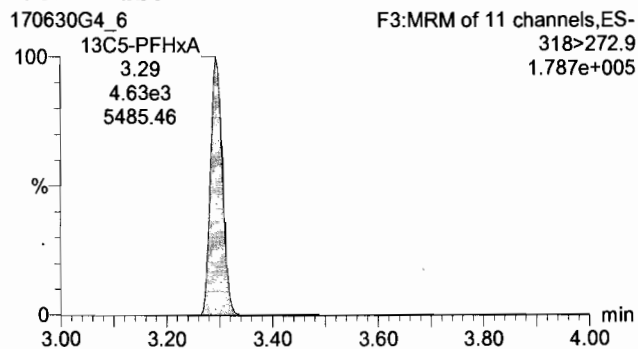
Last Altered: Friday, June 30, 2017 5:15:07 PM Pacific Daylight Time
Printed: Monday, July 03, 2017 8:24:07 AM Pacific Daylight Time

Name: 170630G4_6, Date: 30-Jun-2017, Time: 13:56:05, ID: ST170630G4-5 PFC CS2 17F3026, Description: PFC CS2 17F3026

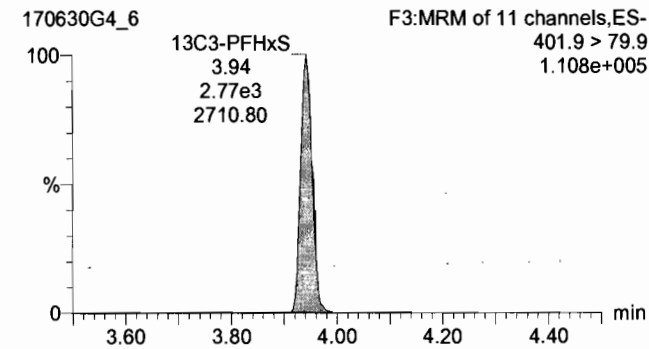
13C4-PFBA



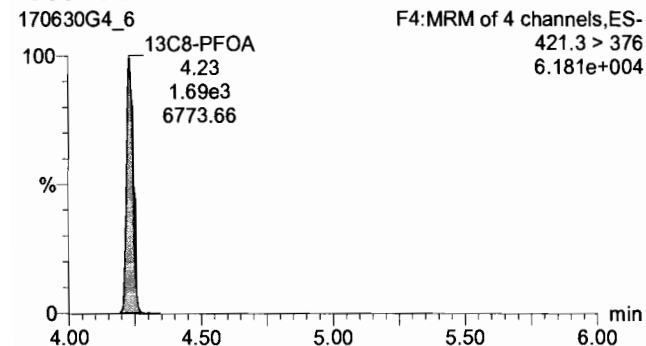
13C5-PFHxA



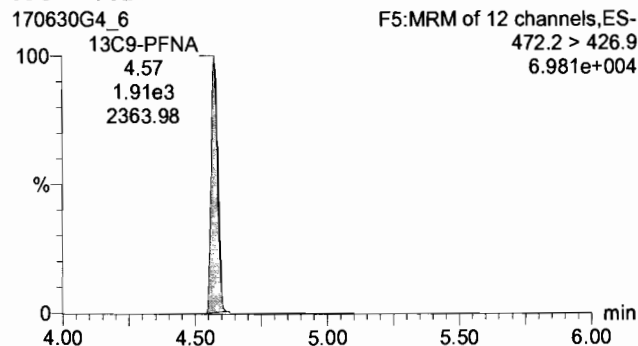
13C3-PFHxS



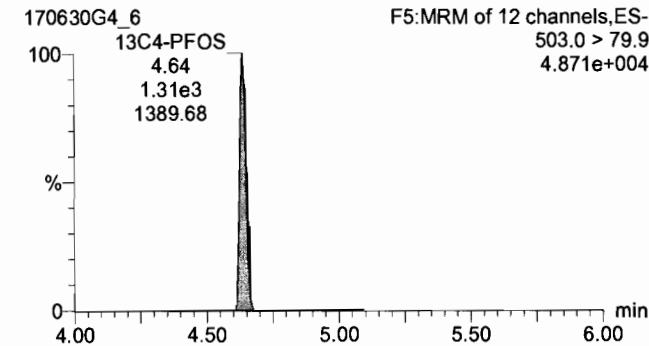
13C8-PFOA



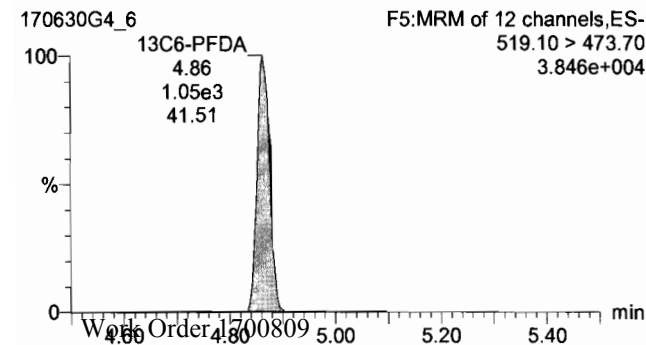
13C9-PFNA



13C4-PFOS



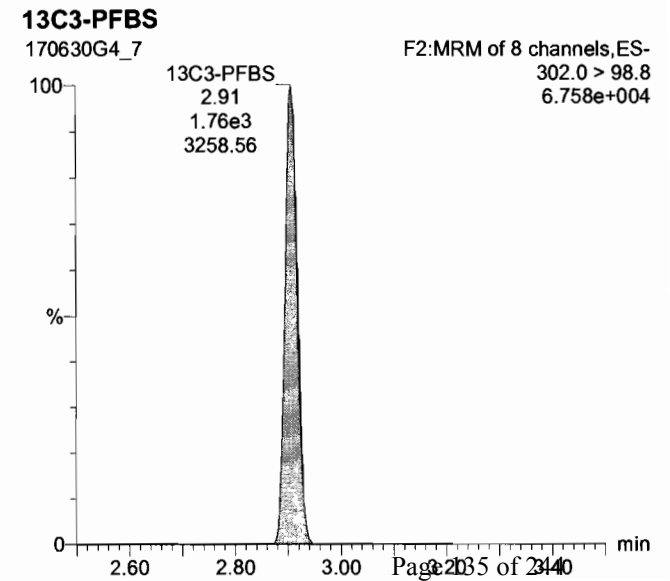
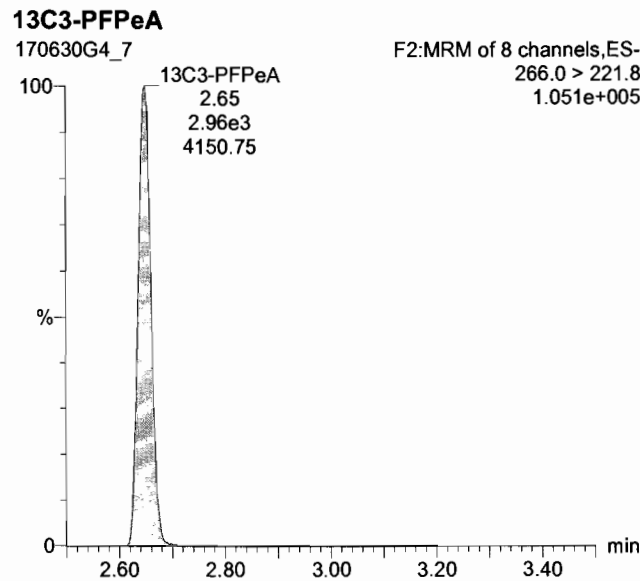
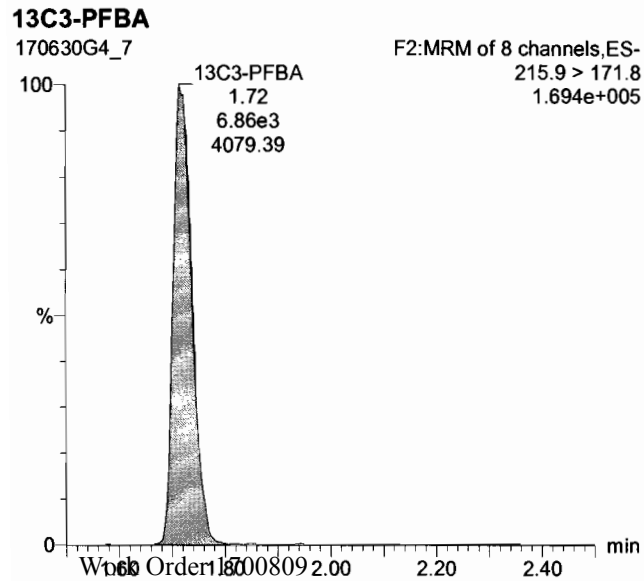
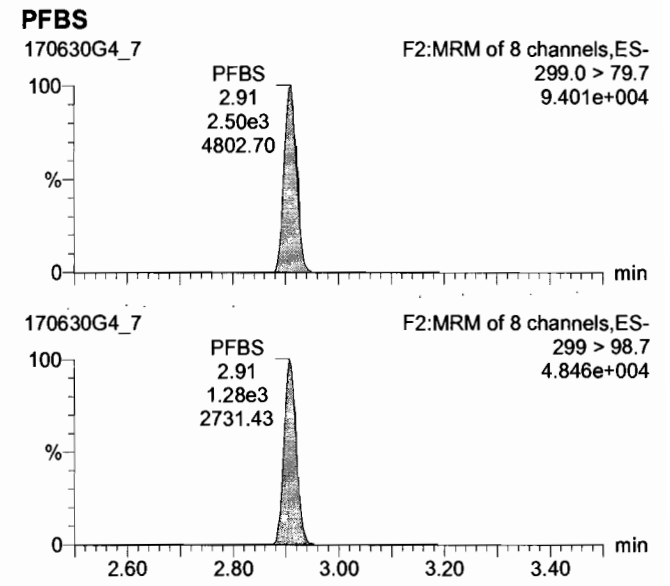
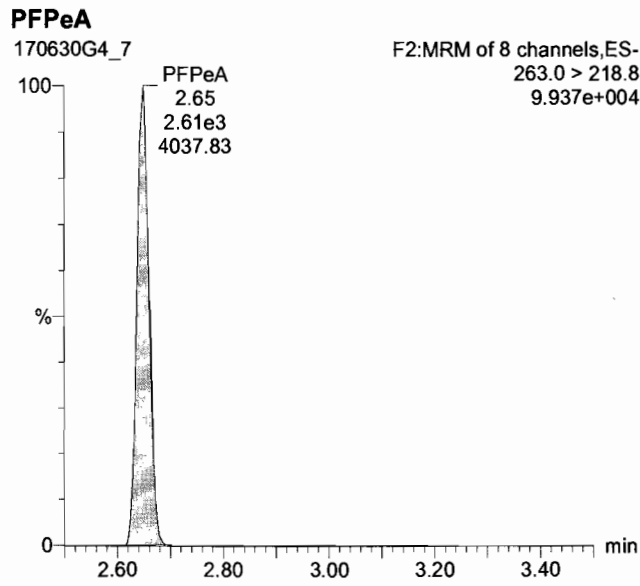
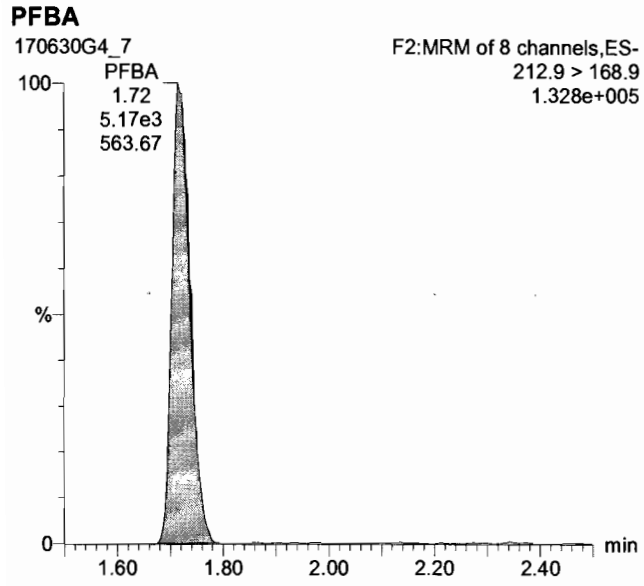
13C6-PFDA



Dataset: U:\G1.PRO\Results\2017\170630G4\170638G4_CRV.qld

Last Altered: Friday, June 30, 2017 5:15:07 PM Pacific Daylight Time
Printed: Monday, July 03, 2017 8:24:07 AM Pacific Daylight Time

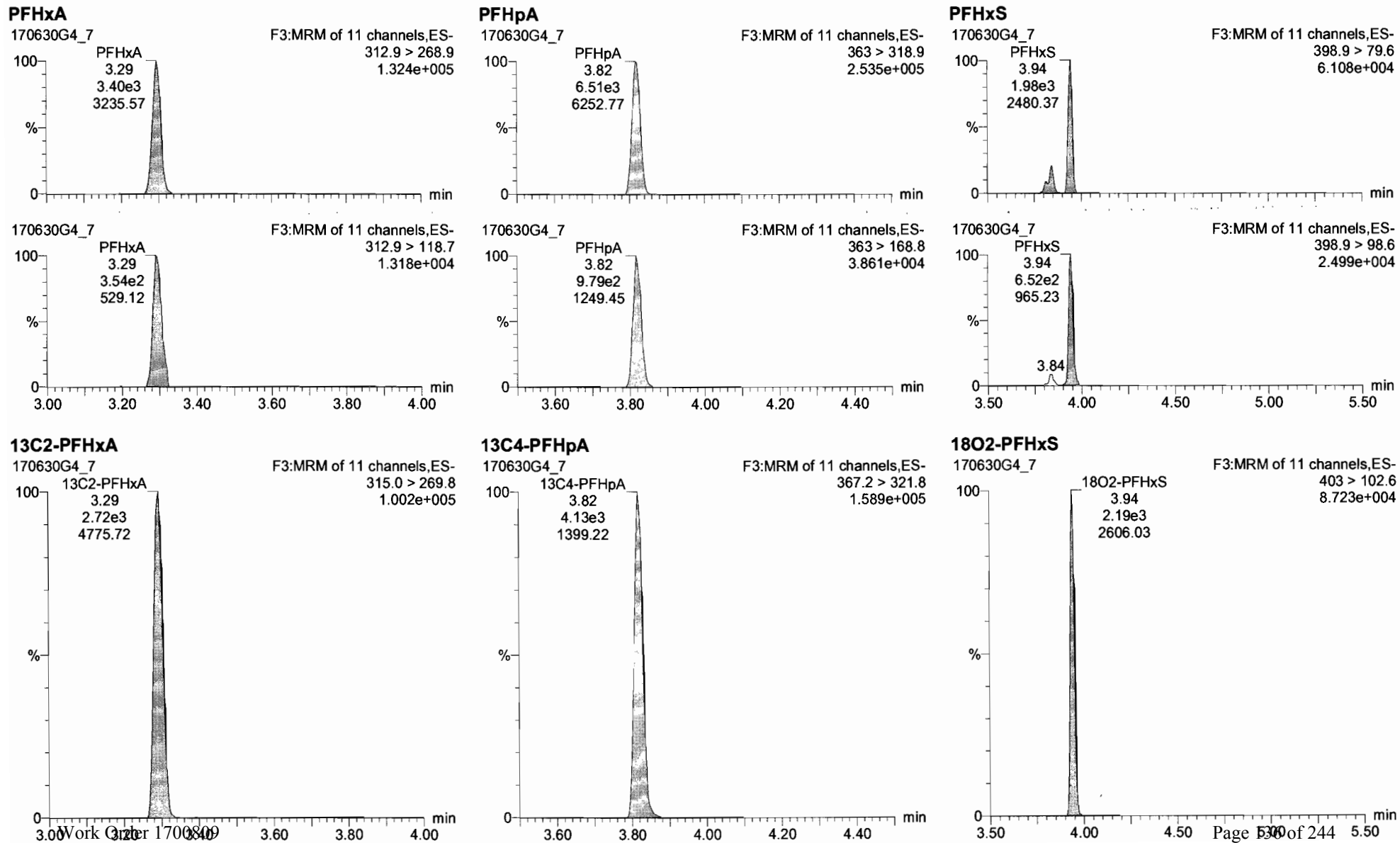
Name: 170630G4_7, Date: 30-Jun-2017, Time: 14:08:42, ID: ST170630G4-6 PFC CS3 17F2925, Description: PFC CS3 17F2925



Dataset: U:\G1.PRO\Results\2017\170630G4\170638G4_CRV.qld

Last Altered: Friday, June 30, 2017 5:15:07 PM Pacific Daylight Time
Printed: Monday, July 03, 2017 8:24:07 AM Pacific Daylight Time

Name: 170630G4_7, Date: 30-Jun-2017, Time: 14:08:42, ID: ST170630G4-6 PFC CS3 17F2925, Description: PFC CS3 17F2925




Dataset: U:\G1.PRO\Results\2017\170630G4\170638G4_CRV.qld

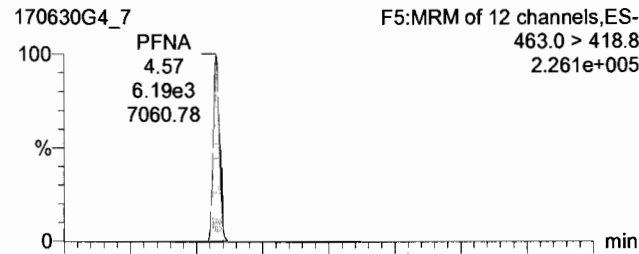
Last Altered: Friday, June 30, 2017 5:15:07 PM Pacific Daylight Time
Printed: Monday, July 03, 2017 8:24:07 AM Pacific Daylight Time

Name: 170630G4_7, Date: 30-Jun-2017, Time: 14:08:42, ID: ST170630G4-6 PFC CS3 17F2925, Description: PFC CS3 17F2925

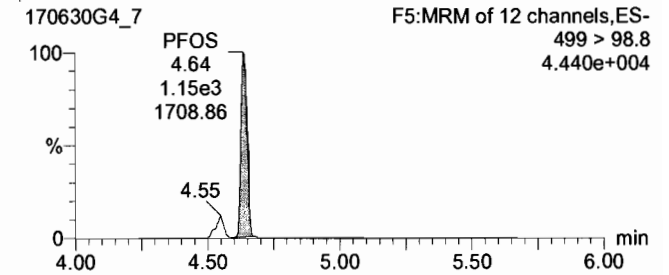
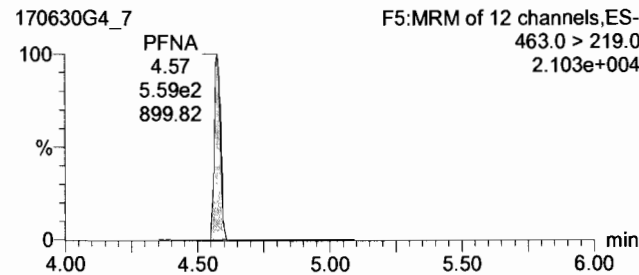

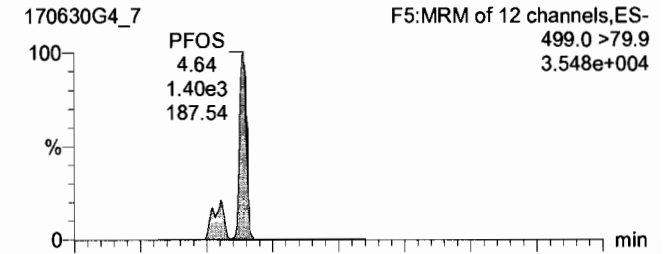
PFOA



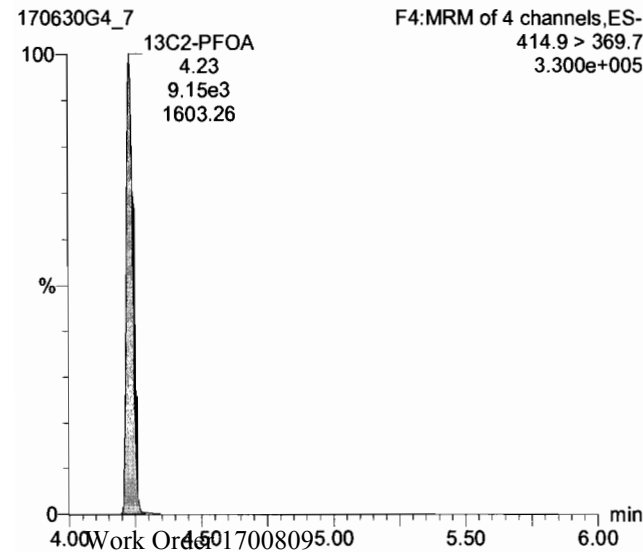
PFNA



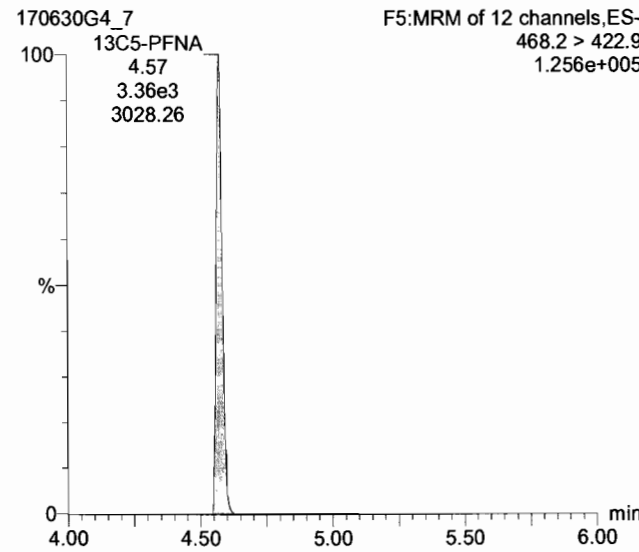
PFOS



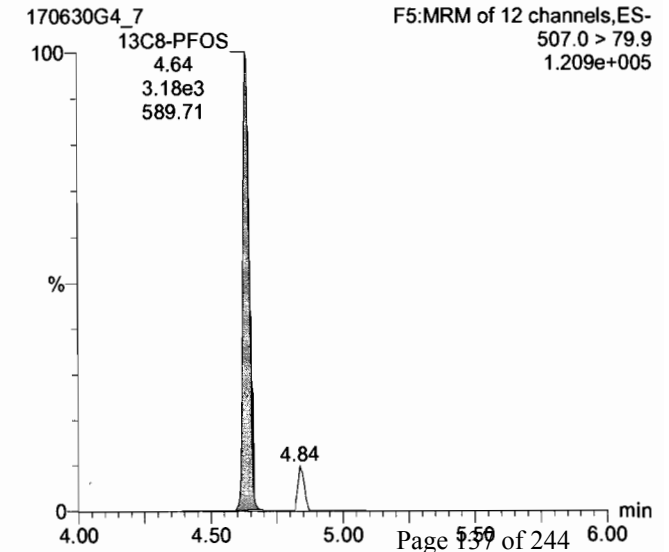
13C2-PFOA



13C5-PFNA



13C8-PFOS



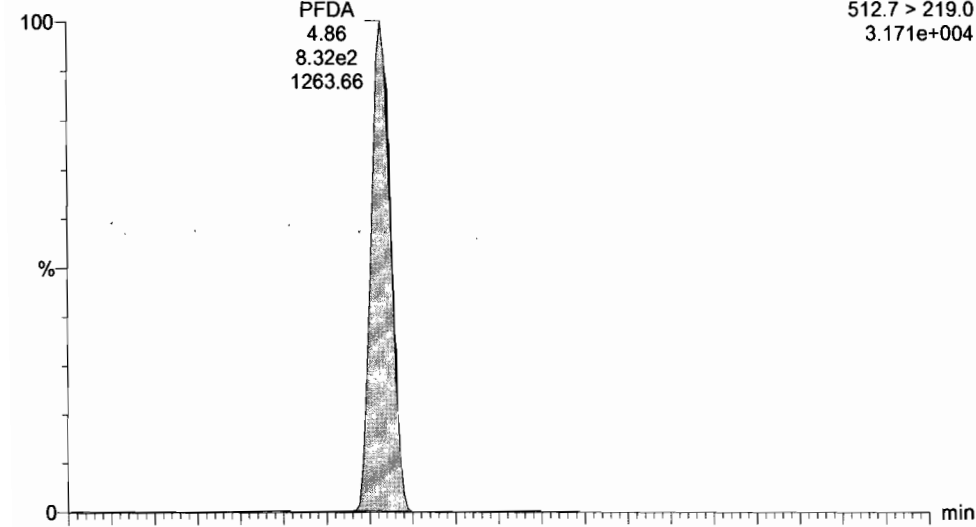
Dataset: U:\G1.PRO\Results\2017\170630G4\170638G4_CRV.qld

Last Altered: Friday, June 30, 2017 5:15:07 PM Pacific Daylight Time
Printed: Monday, July 03, 2017 8:24:07 AM Pacific Daylight Time

Name: 170630G4_7, Date: 30-Jun-2017, Time: 14:08:42, ID: ST170630G4-6 PFC CS3 17F2925, Description: PFC CS3 17F2925

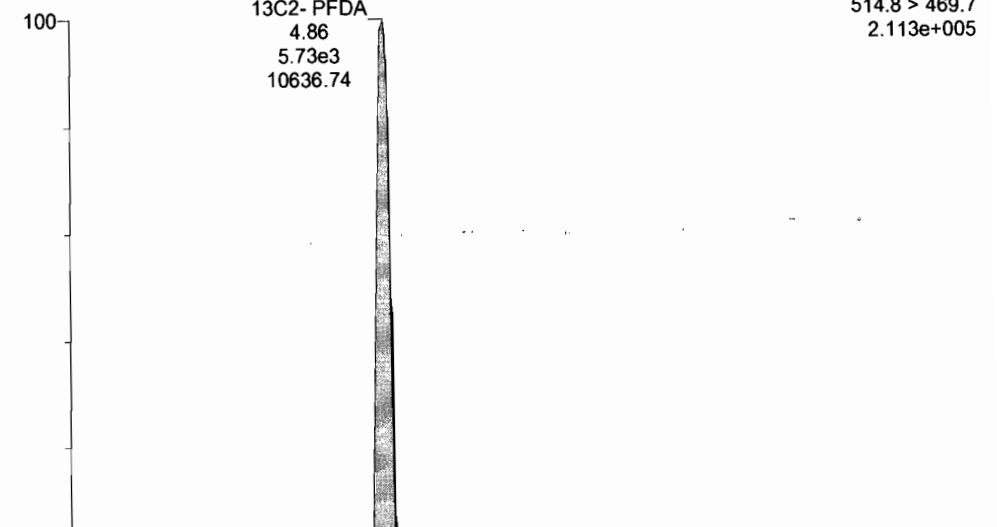
PFDA

170630G4_7

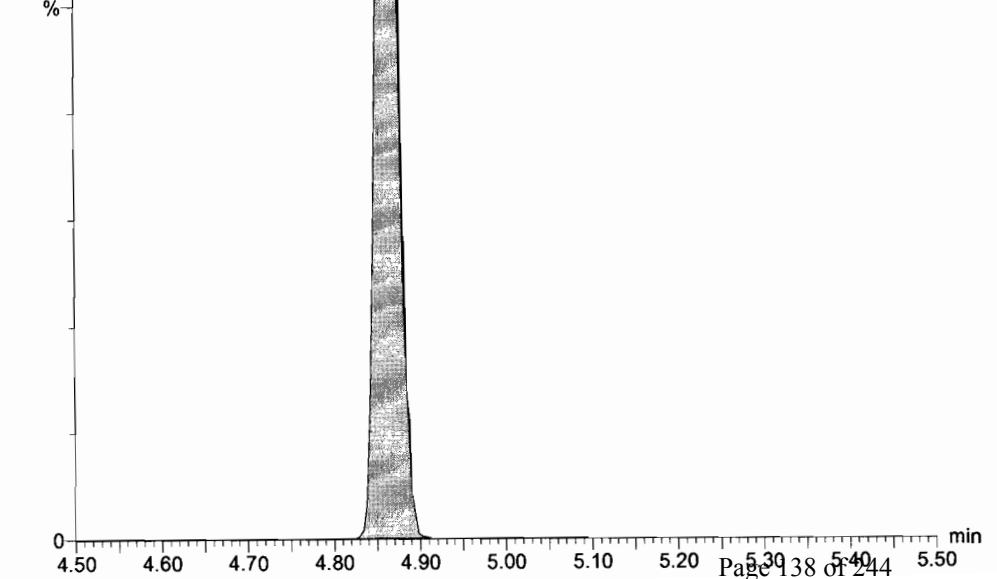
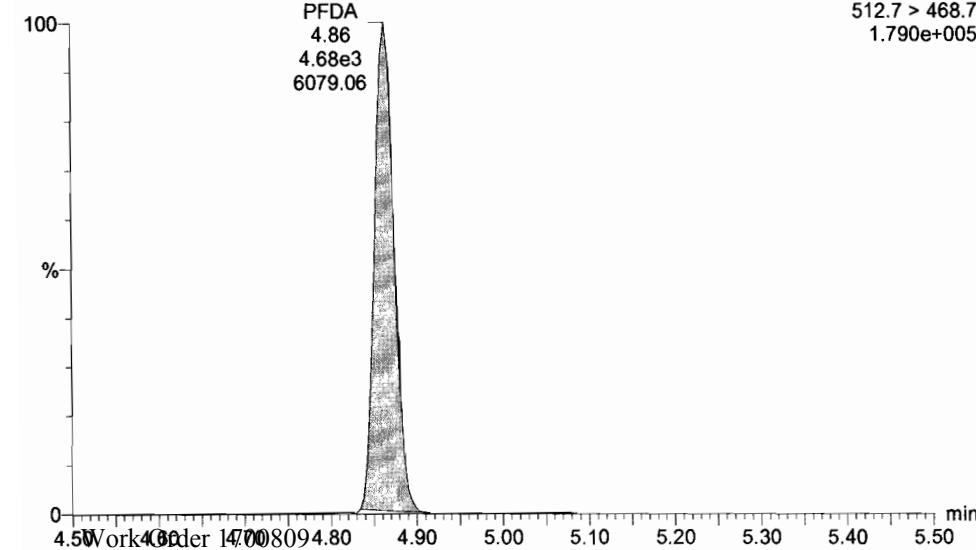


13C2- PFDA

170630G4_7



170630G4_7

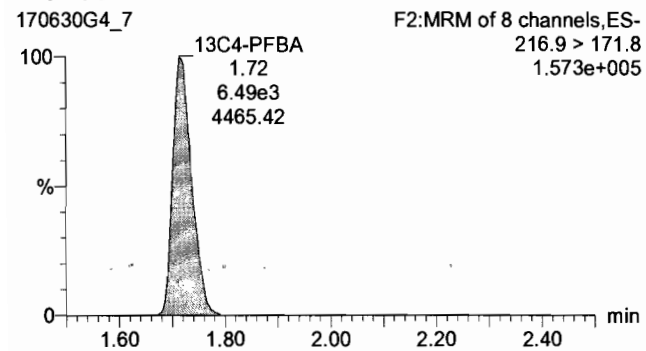


Dataset: U:\G1.PRO\Results\2017\170630G4\170638G4_CRV.qld

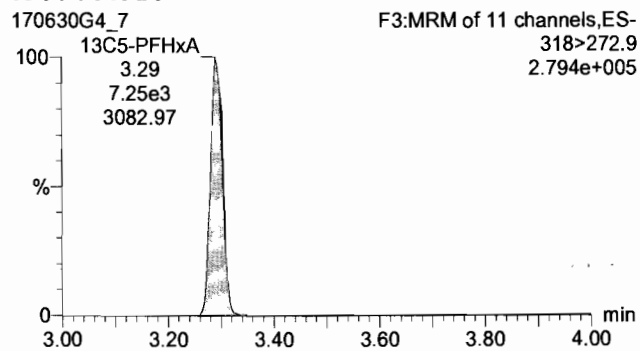
Last Altered: Friday, June 30, 2017 5:15:07 PM Pacific Daylight Time
Printed: Monday, July 03, 2017 8:24:07 AM Pacific Daylight Time

Name: 170630G4_7, Date: 30-Jun-2017, Time: 14:08:42, ID: ST170630G4-6 PFC CS3 17F2925, Description: PFC CS3 17F2925

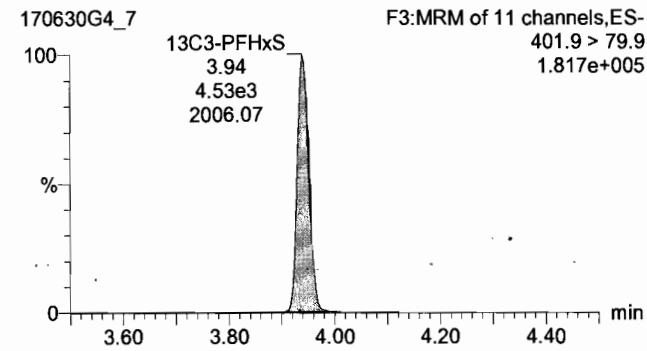
13C4-PFBA



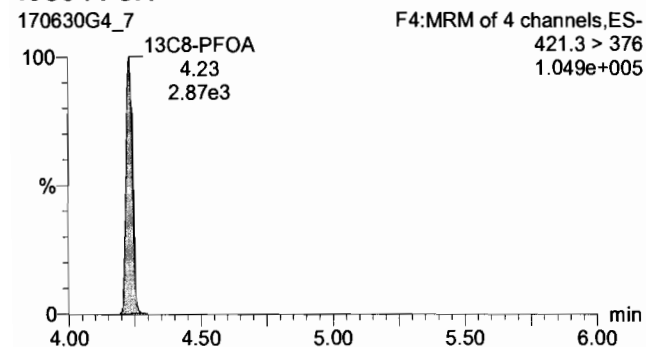
13C5-PFHxA



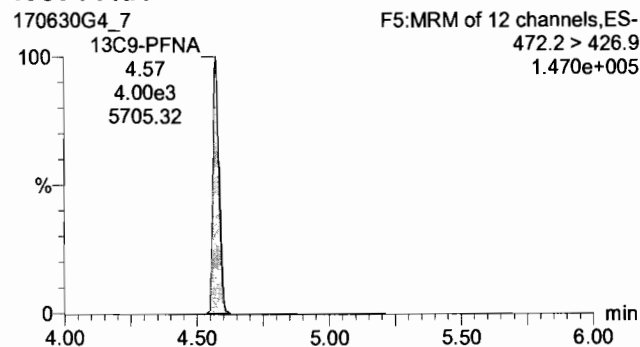
13C3-PFHxS



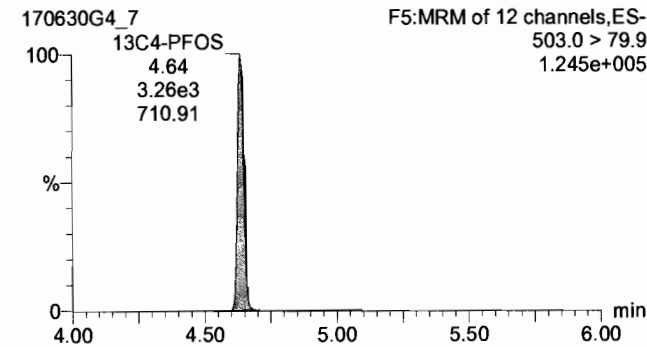
13C8-PFOA



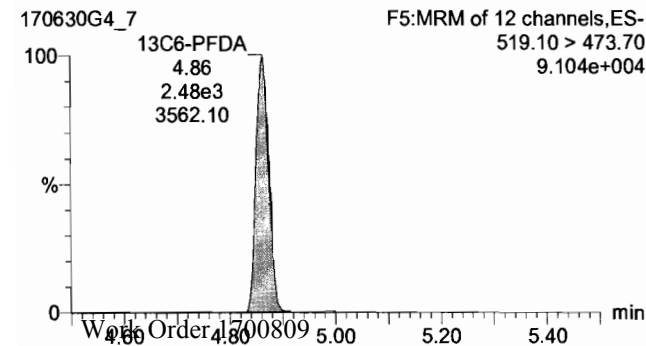
13C9-PFNA



13C4-PFOS



13C6-PFDA



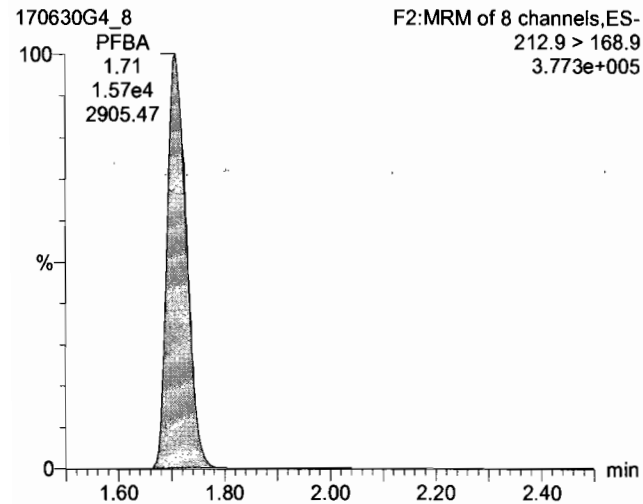
Dataset: U:\G1.PRO\Results\2017\170630G4\170638G4_CRV.qld

Last Altered: Friday, June 30, 2017 5:15:07 PM Pacific Daylight Time
Printed: Monday, July 03, 2017 8:24:29 AM Pacific Daylight Time

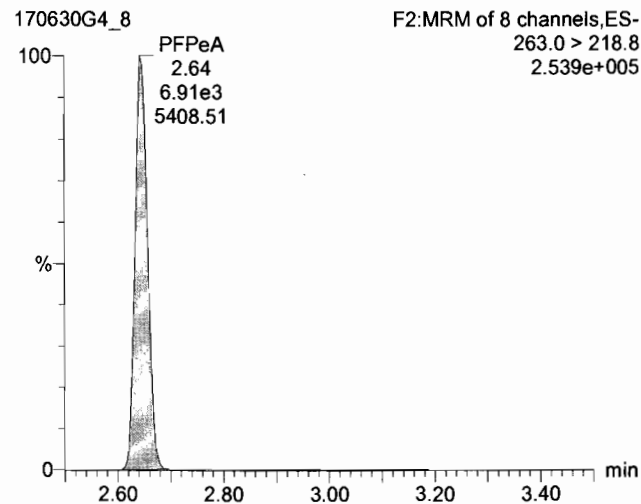
Method: U:\G1.pro\MethDB\PFAS_14or16_2trans_0630.mdb 30 Jun 2017 17:00:08
Calibration: U:\G1.PRO\CurveDB\C18_VAL-PFC_Q1_6-30-17_L16_2Trans.cdb 30 Jun 2017 17:15:07

Name: 170630G4_8, Date: 30-Jun-2017, Time: 14:21:08, ID: ST170630G4-7 PFC CS4 17F3027, Description: PFC CS4 17F3027

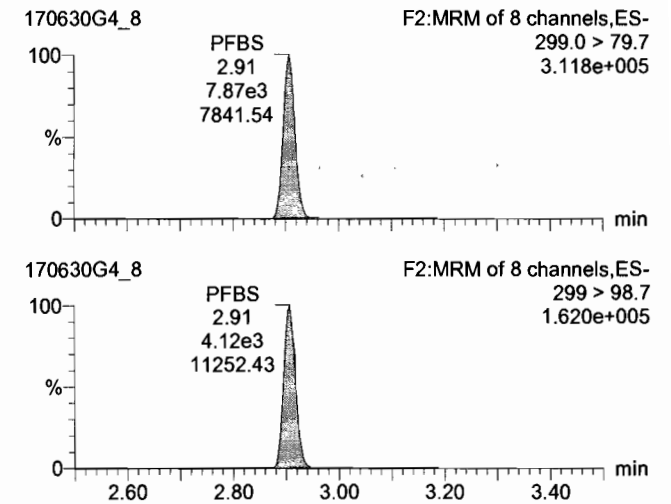
PFBA



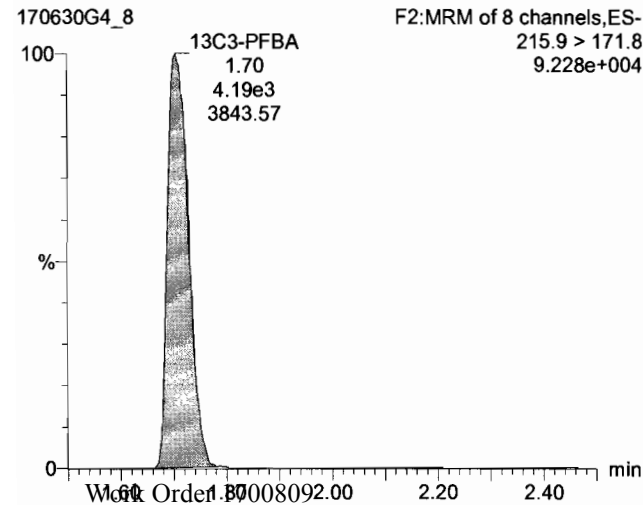
PFPeA



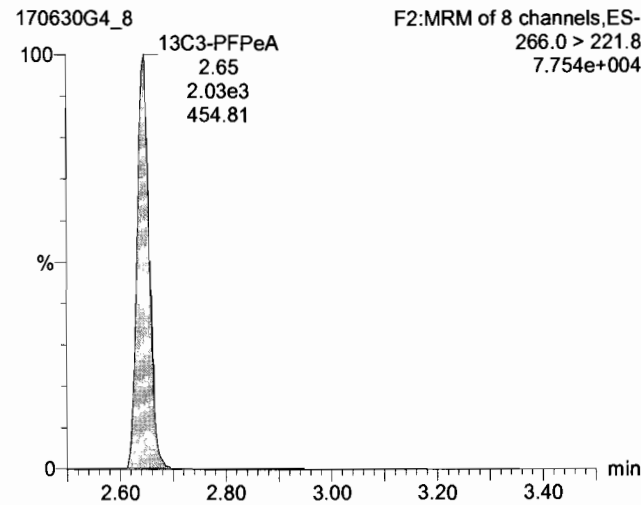
PFBS



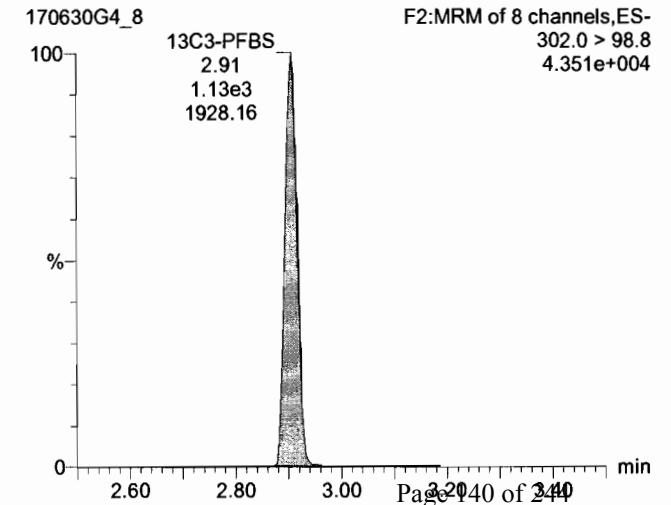
13C3-PFBA



13C3-PFPeA



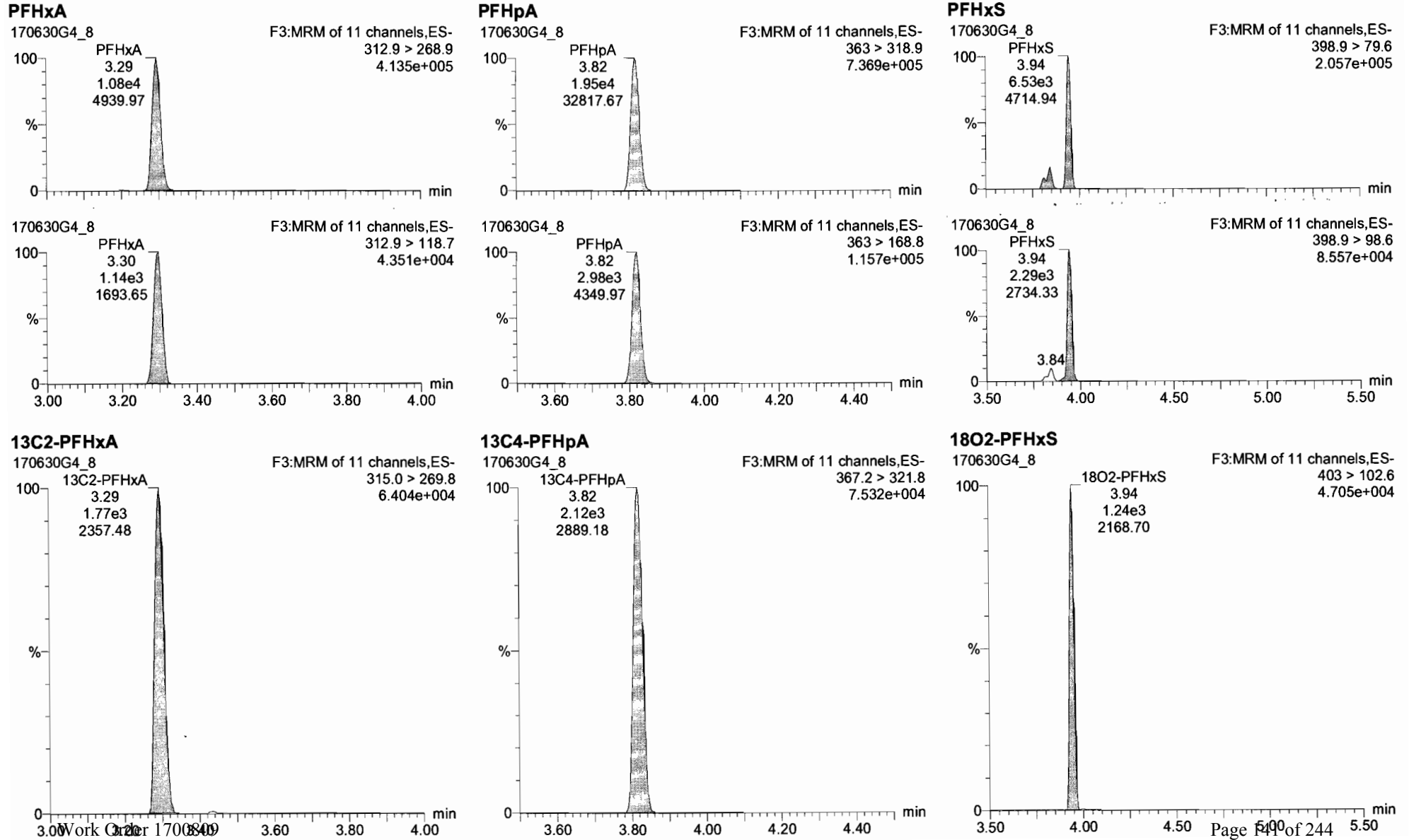
13C3-PFBS



Dataset: U:\G1.PRO\Results\2017\170630G4\170638G4_CRV.qld

Last Altered: Friday, June 30, 2017 5:15:07 PM Pacific Daylight Time
Printed: Monday, July 03, 2017 8:24:29 AM Pacific Daylight Time

Name: 170630G4_8, Date: 30-Jun-2017, Time: 14:21:08, ID: ST170630G4-7 PFC CS4 17F3027, Description: PFC CS4 17F3027




Dataset: U:\G1.PRO\Results\2017\170630G4\170638G4_CRV.qld

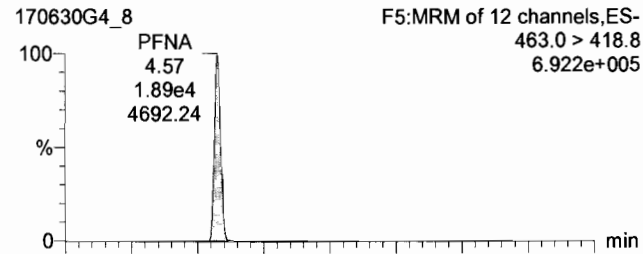
Last Altered: Friday, June 30, 2017 5:15:07 PM Pacific Daylight Time
Printed: Monday, July 03, 2017 8:24:29 AM Pacific Daylight Time

Name: 170630G4_8, Date: 30-Jun-2017, Time: 14:21:08, ID: ST170630G4-7 PFC CS4 17F3027, Description: PFC CS4 17F3027

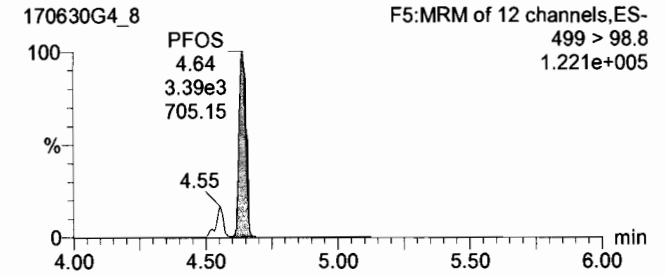
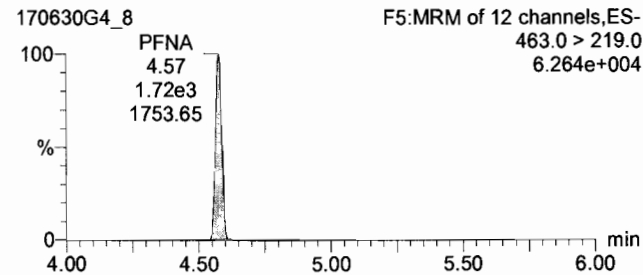

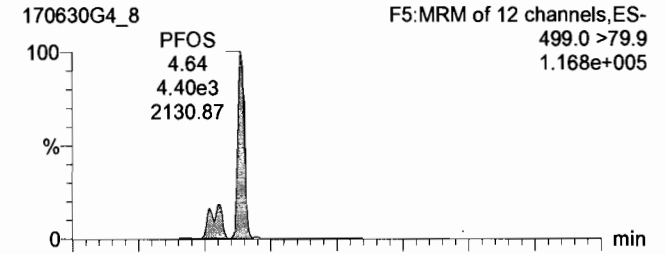
PFOA



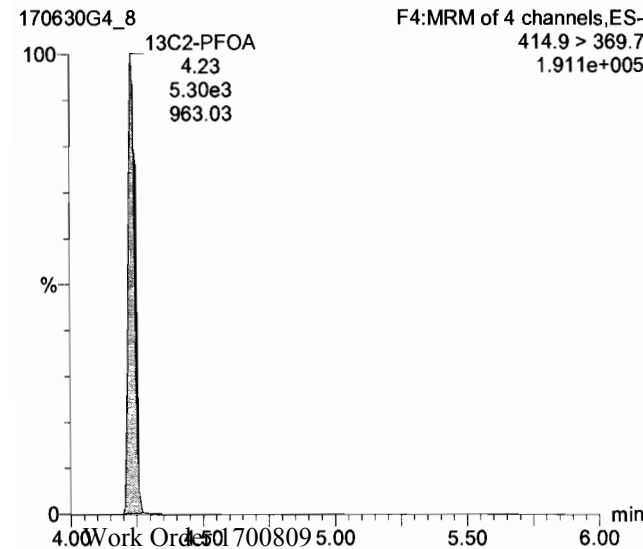
PFNA



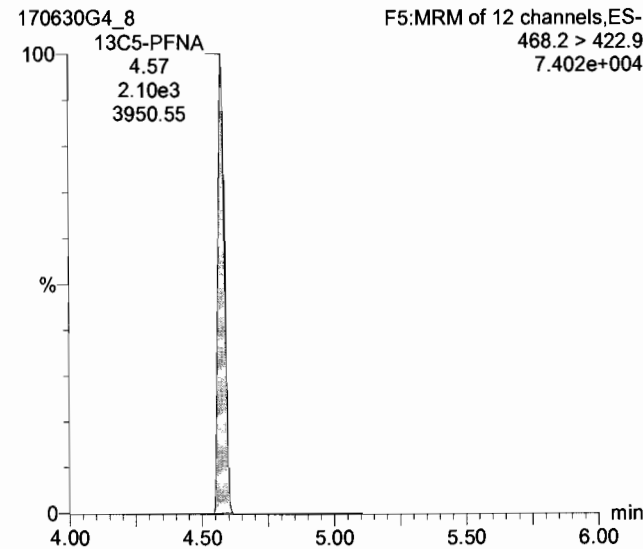
PFOS



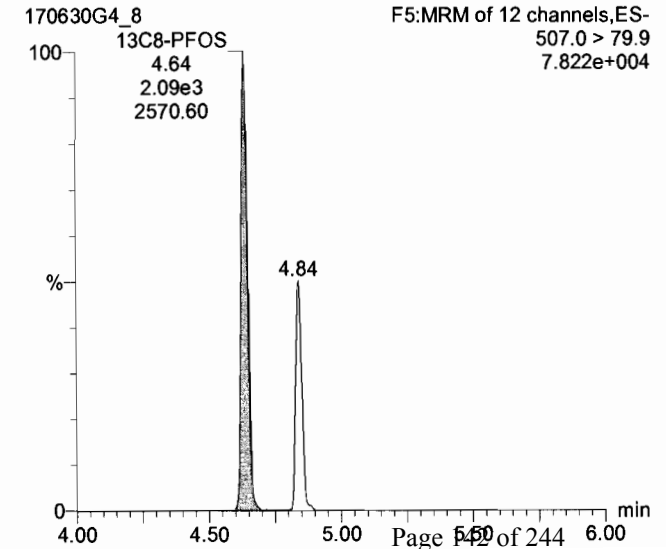
13C2-PFOA



13C5-PFNA



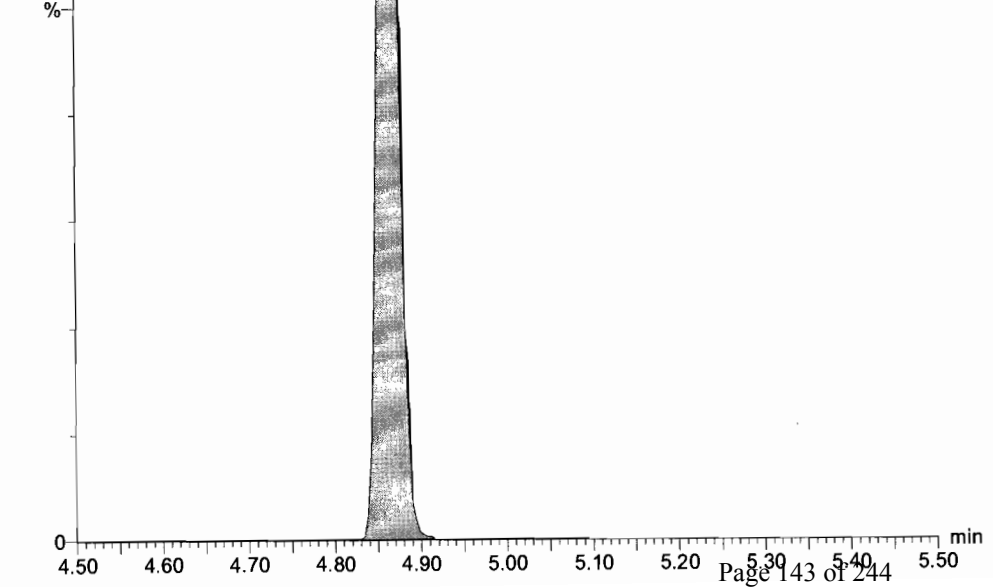
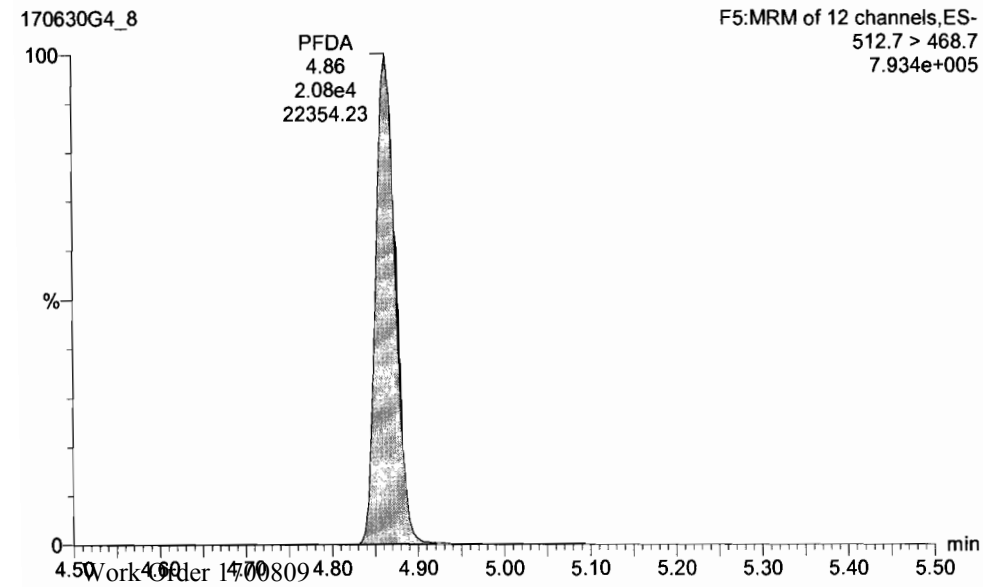
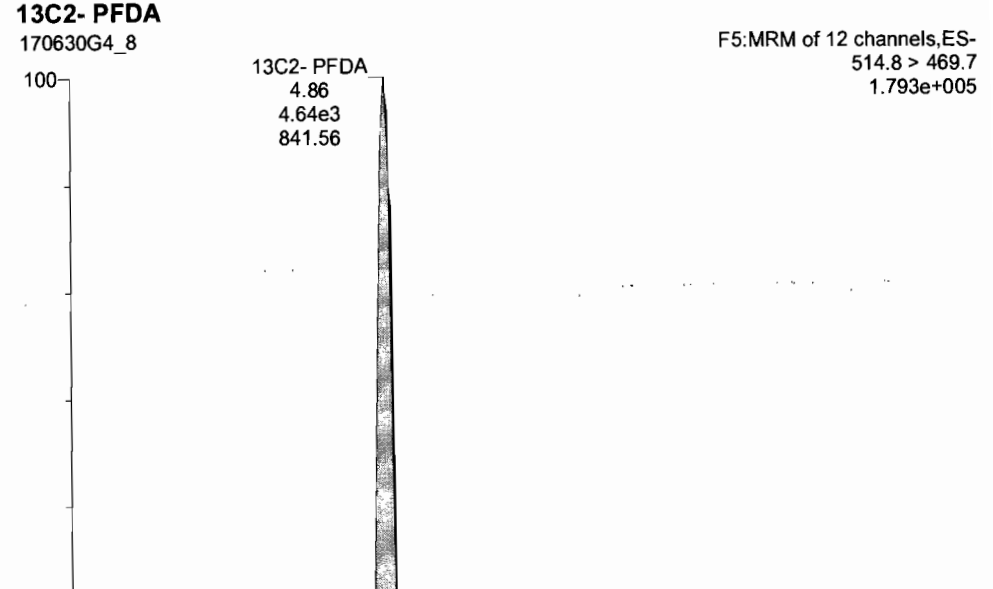
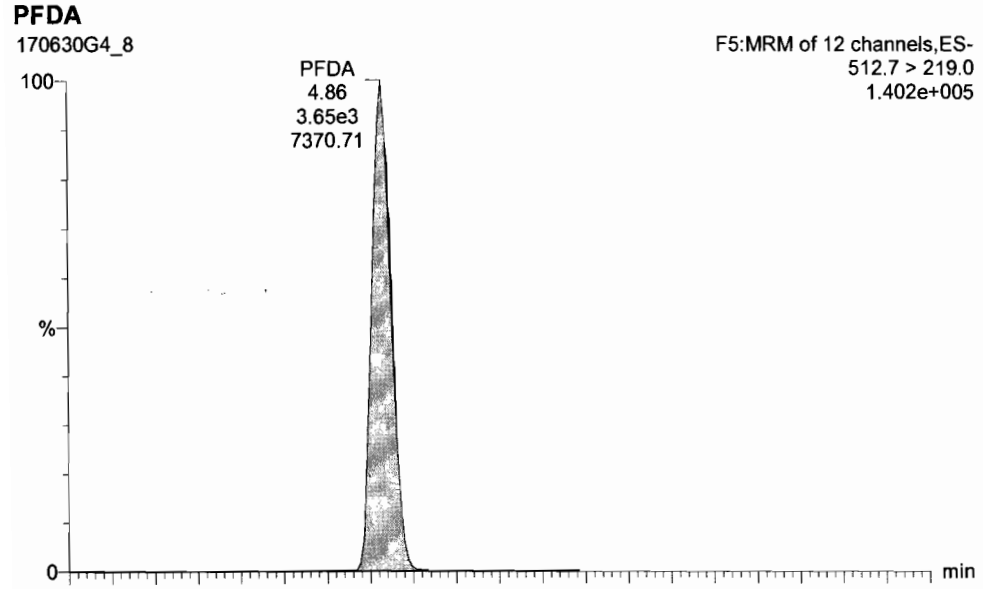
13C8-PFOS



Dataset: U:\G1.PRO\Results\2017\170630G4\170638G4_CRV.qld

Last Altered: Friday, June 30, 2017 5:15:07 PM Pacific Daylight Time
Printed: Monday, July 03, 2017 8:24:29 AM Pacific Daylight Time

Name: 170630G4_8, Date: 30-Jun-2017, Time: 14:21:08, ID: ST170630G4-7 PFC CS4 17F3027, Description: PFC CS4 17F3027

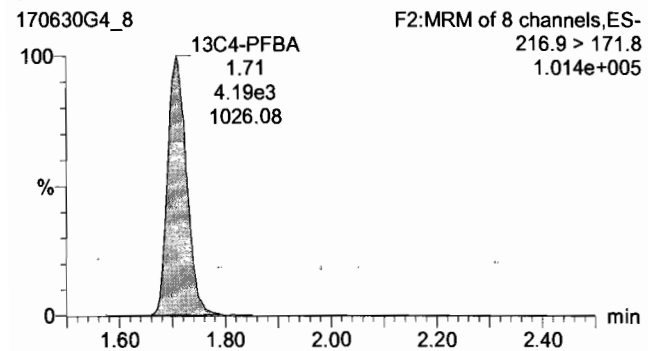


Dataset: U:\G1.PRO\Results\2017\170630G4\170638G4_CRV.qld

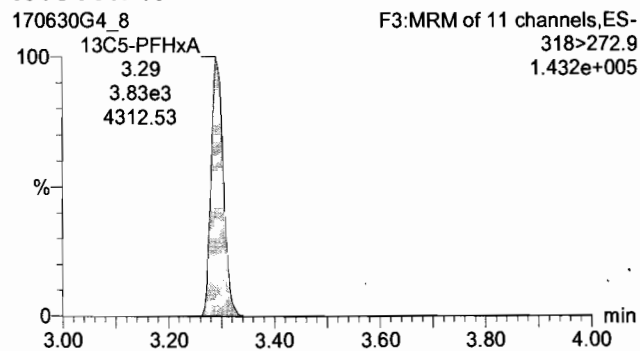
Last Altered: Friday, June 30, 2017 5:15:07 PM Pacific Daylight Time
Printed: Monday, July 03, 2017 8:24:29 AM Pacific Daylight Time

Name: 170630G4_8, Date: 30-Jun-2017, Time: 14:21:08, ID: ST170630G4-7 PFC CS4 17F3027, Description: PFC CS4 17F3027

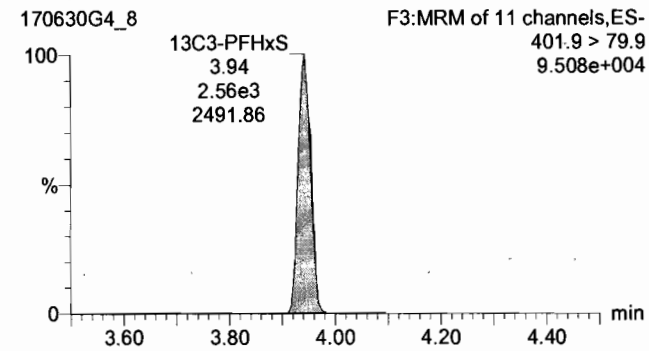
13C4-PFBA



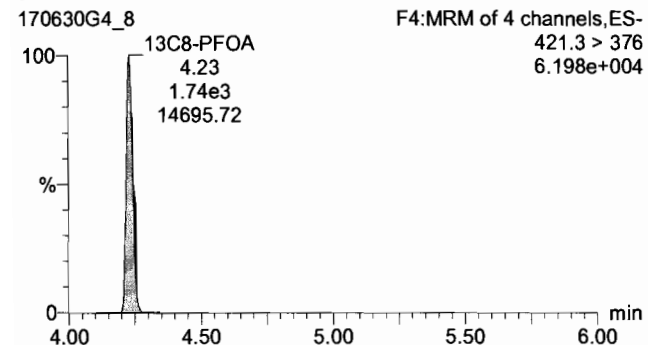
13C5-PFHxA



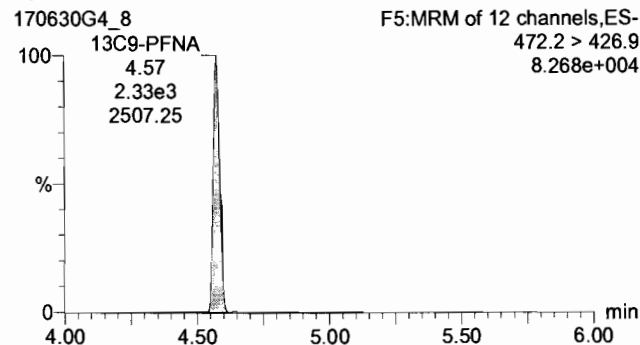
13C3-PFHxS



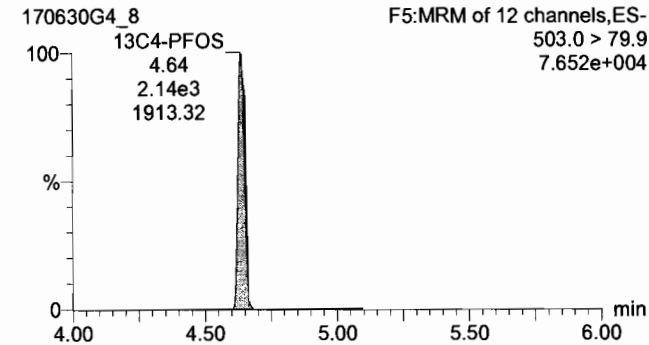
13C8-PFOA



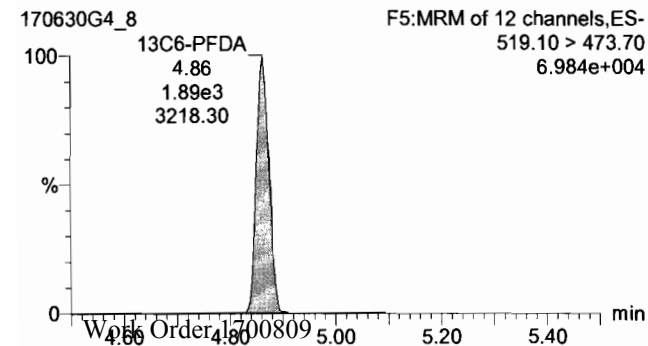
13C9-PFNA



13C4-PFOS



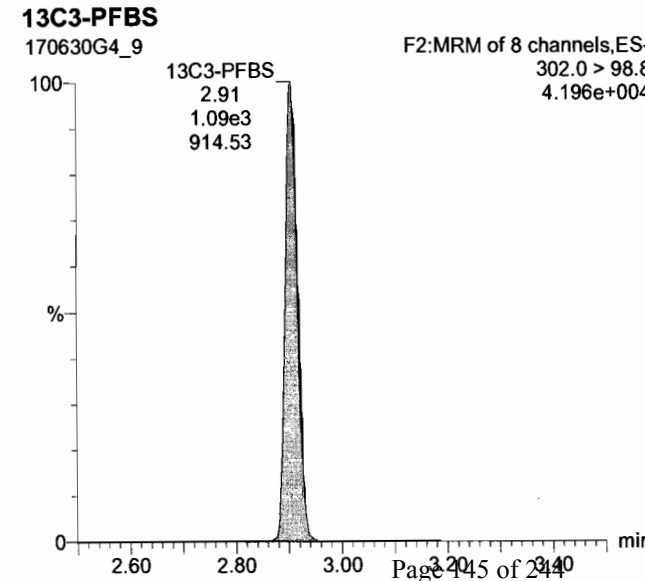
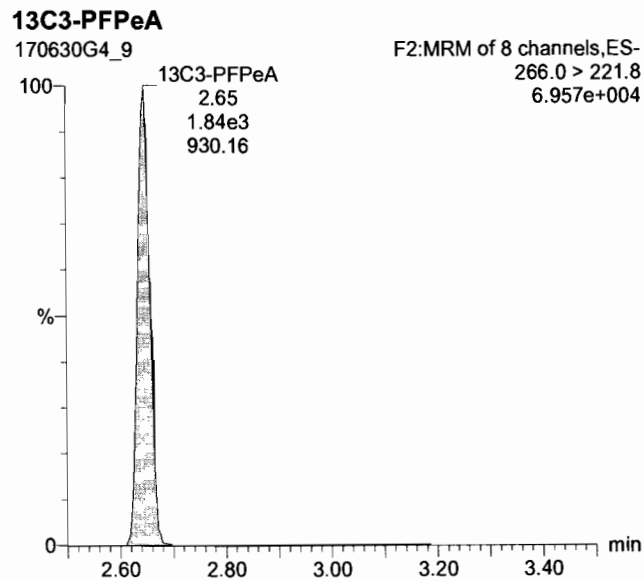
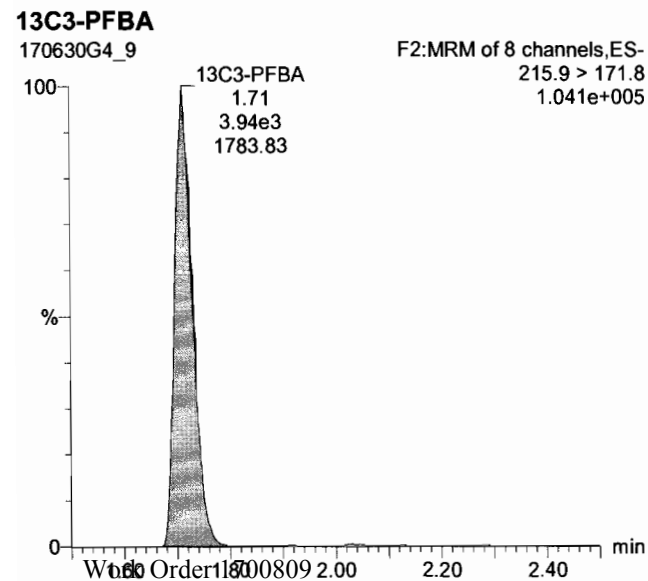
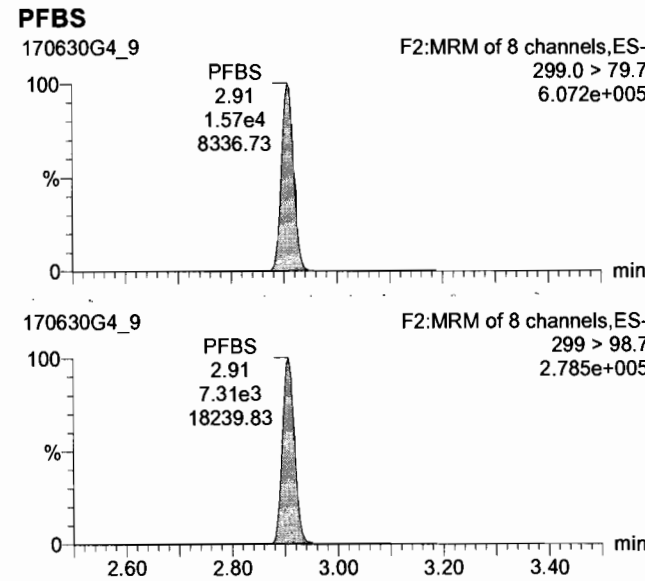
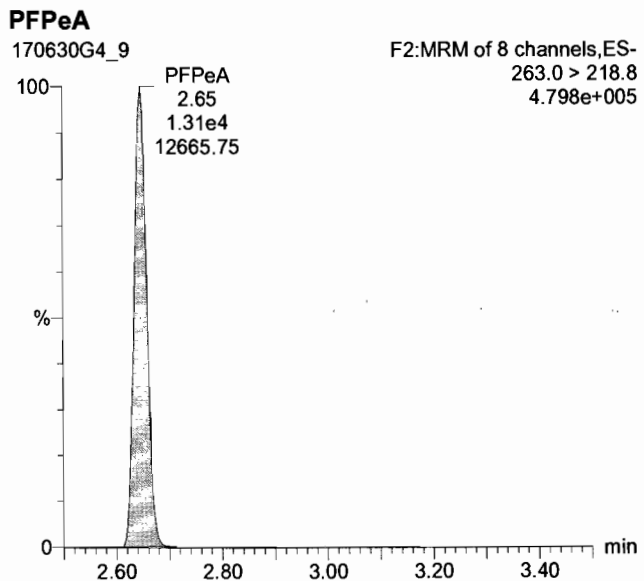
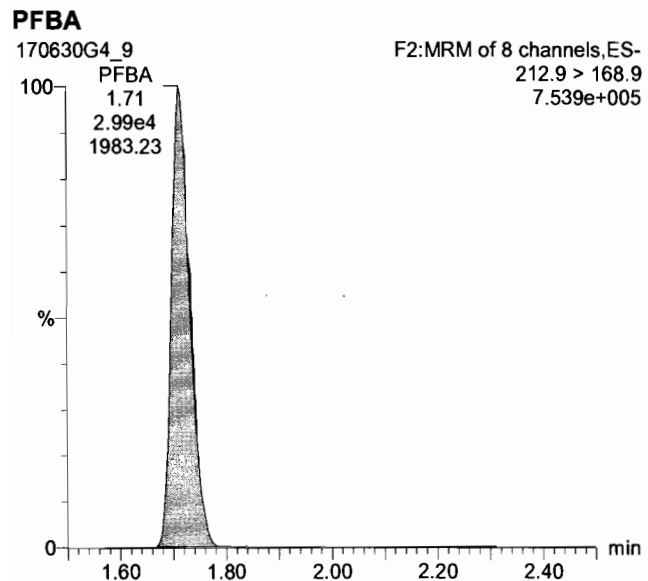
13C6-PFDA



Dataset: U:\G1.PRO\Results\2017\170630G4\170638G4_CRV.qld

Last Altered: Friday, June 30, 2017 5:15:07 PM Pacific Daylight Time
Printed: Monday, July 03, 2017 8:24:29 AM Pacific Daylight Time

Name: 170630G4_9, Date: 30-Jun-2017, Time: 14:33:27, ID: ST170630G4-8 PFC CS5 17F3028, Description: PFC CS5 17F3028



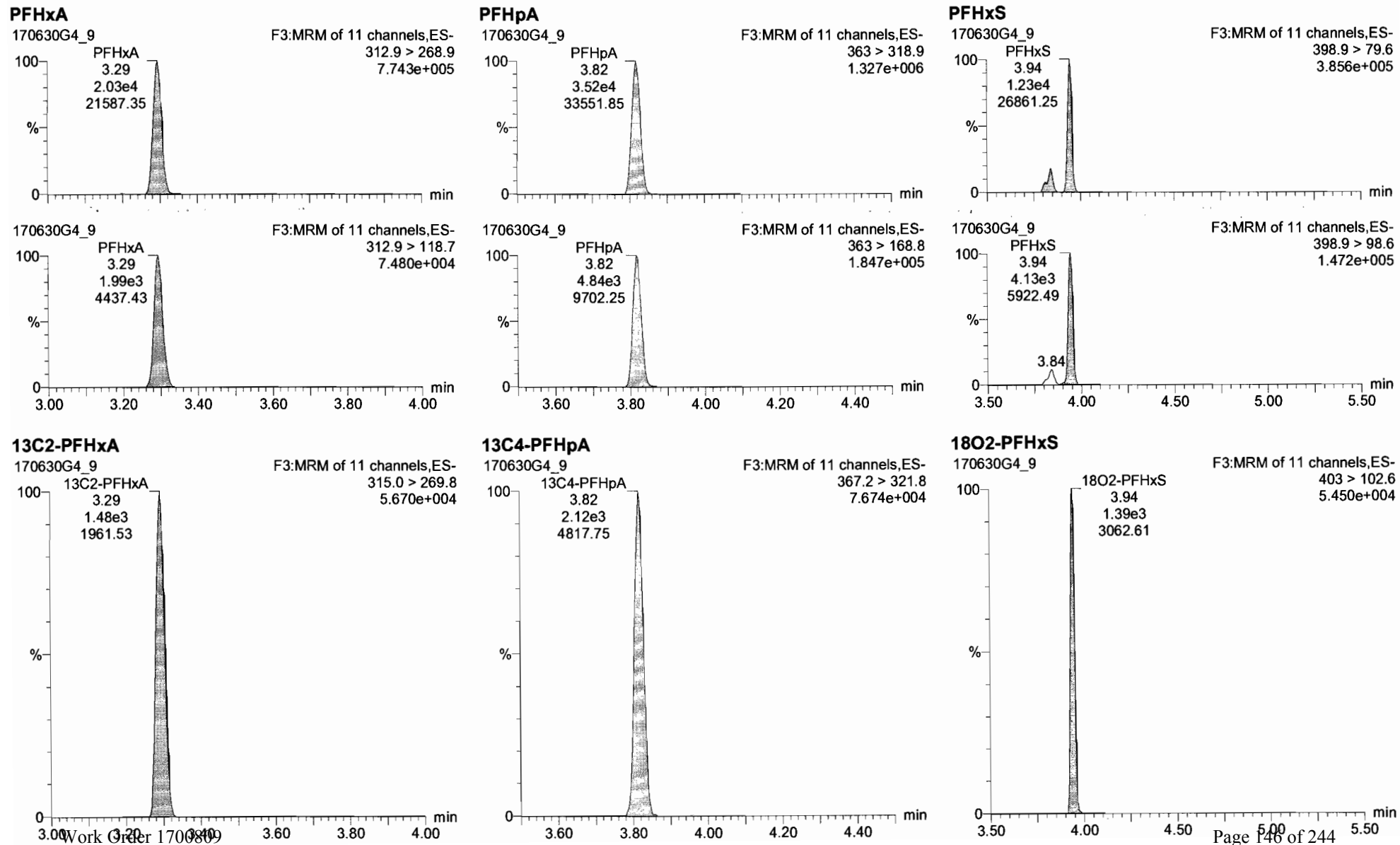
Vista Analytical Laboratory Q1

Dataset: U:\G1.PRO\Results\2017\170630G4\170638G4_CRV.qld

Last Altered: Friday, June 30, 2017 5:15:07 PM Pacific Daylight Time

Printed: Monday, July 03, 2017 8:24:29 AM Pacific Daylight Time

Name: 170630G4_9, Date: 30-Jun-2017, Time: 14:33:27, ID: ST170630G4-8 PFC CS5 17F3028, Description: PFC CS5 17F3028

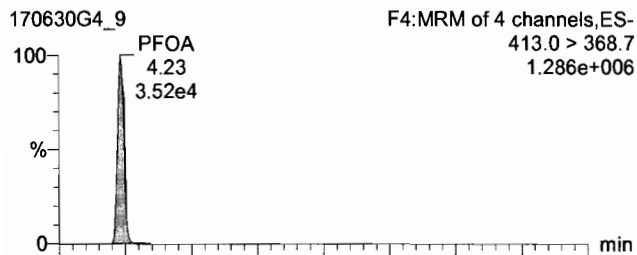


Dataset: U:\G1.PRO\Results\2017\170630G4\170638G4_CRV.qld

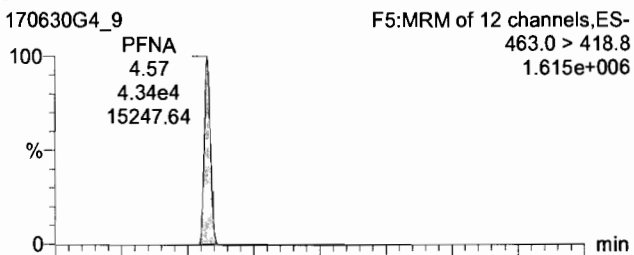
Last Altered: Friday, June 30, 2017 5:15:07 PM Pacific Daylight Time
Printed: Monday, July 03, 2017 8:24:29 AM Pacific Daylight Time

Name: 170630G4_9, Date: 30-Jun-2017, Time: 14:33:27, ID: ST170630G4-8 PFC CS5 17F3028, Description: PFC CS5 17F3028

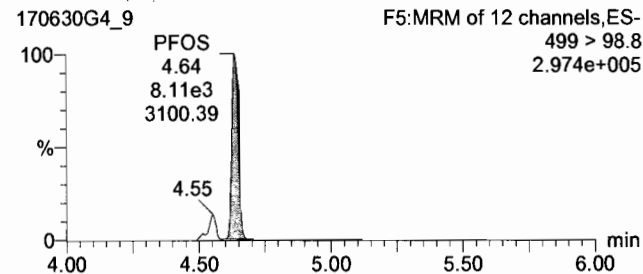
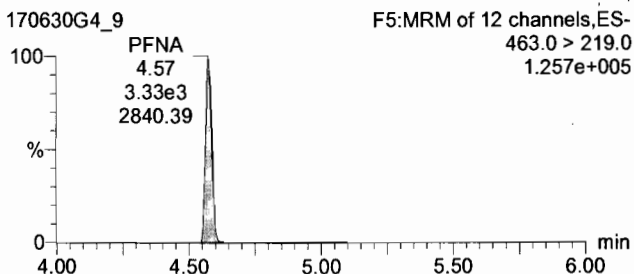

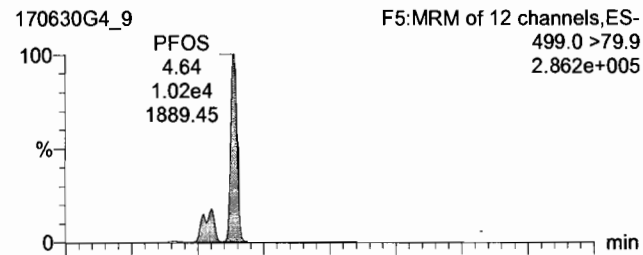
PFOA



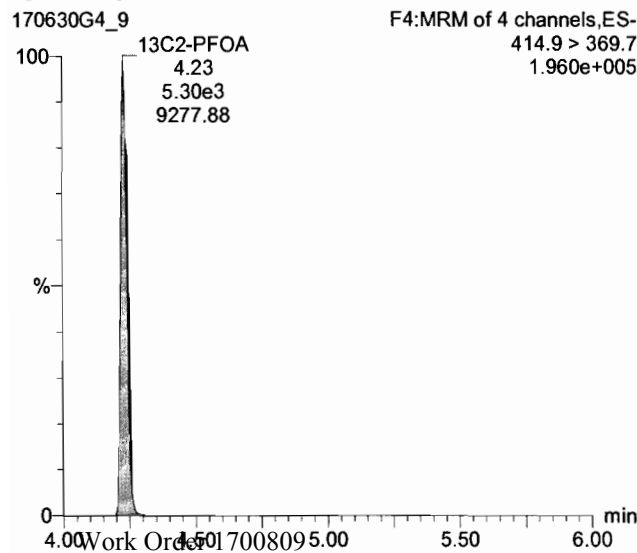
PFNA



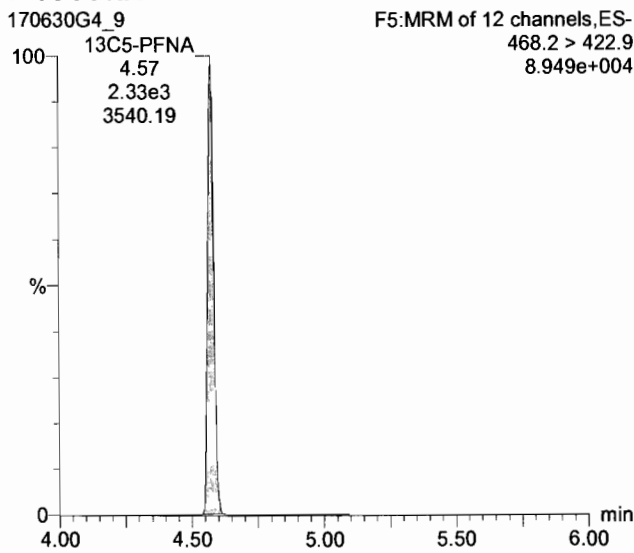
PFOS



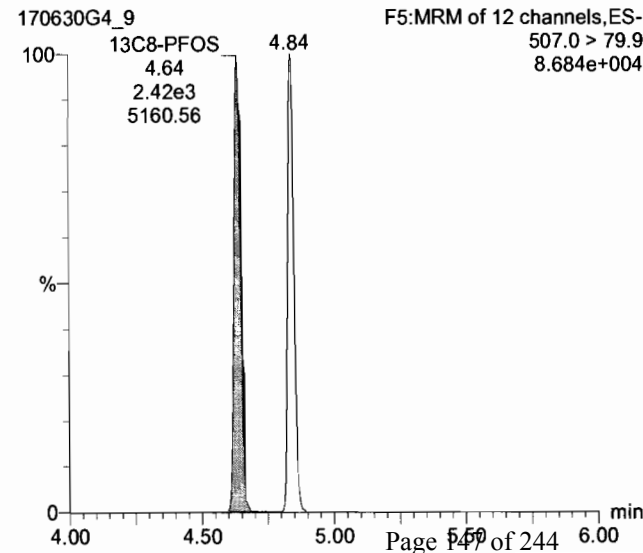
13C2-PFOA



13C5-PFNA



13C8-PFOS



Dataset: U:\G1.PRO\Results\2017\170630G4\170638G4_CRV.qld

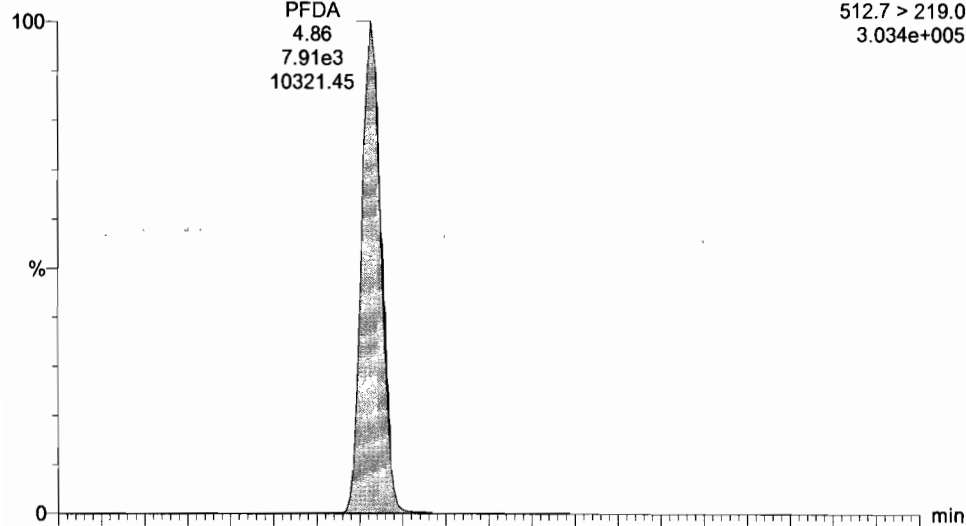
Last Altered: Friday, June 30, 2017 5:15:07 PM Pacific Daylight Time
Printed: Monday, July 03, 2017 8:24:29 AM Pacific Daylight Time

Name: 170630G4_9, Date: 30-Jun-2017, Time: 14:33:27, ID: ST170630G4-8 PFC CS5 17F3028, Description: PFC CS5 17F3028

PFDA

170630G4_9

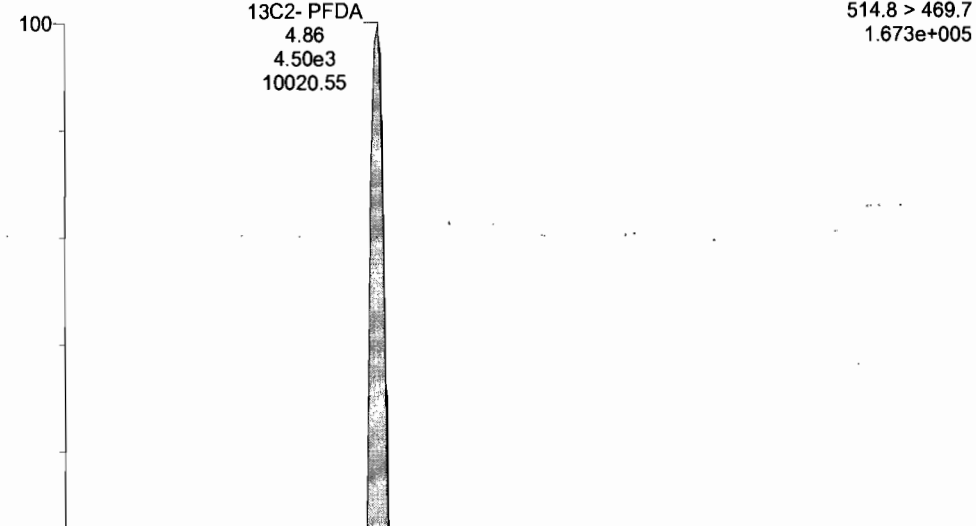
F5:MRM of 12 channels,ES-
512.7 > 219.0
3.034e+005



13C2- PFDA

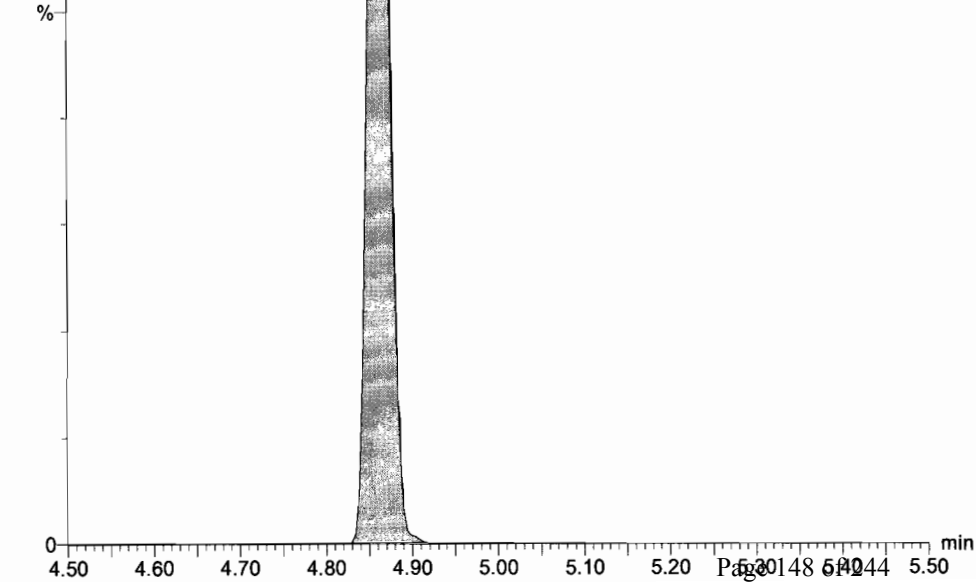
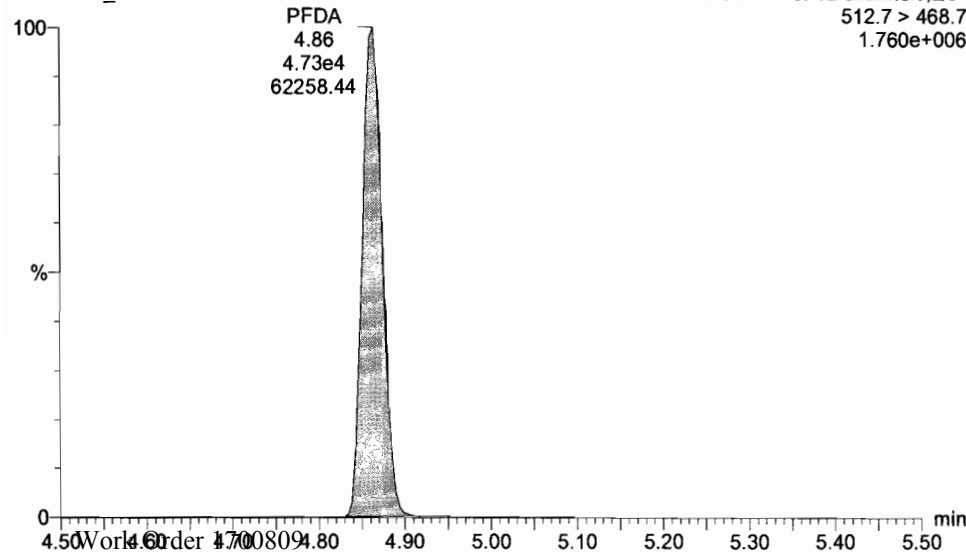
170630G4_9

F5:MRM of 12 channels,ES-
514.8 > 469.7
1.673e+005



170630G4_9

F5:MRM of 12 channels,ES-
512.7 > 468.7
1.760e+006

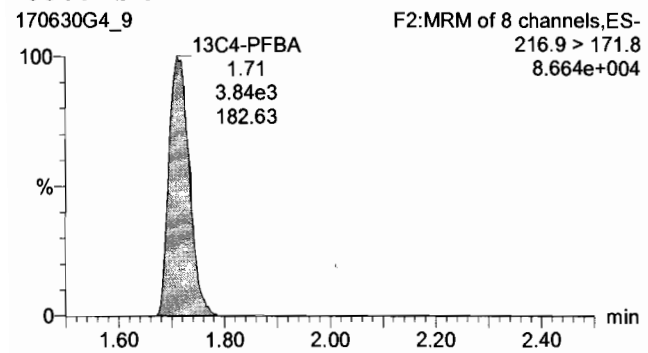


Dataset: U:\G1.PRO\Results\2017\170630G4\170638G4_CRV.qld

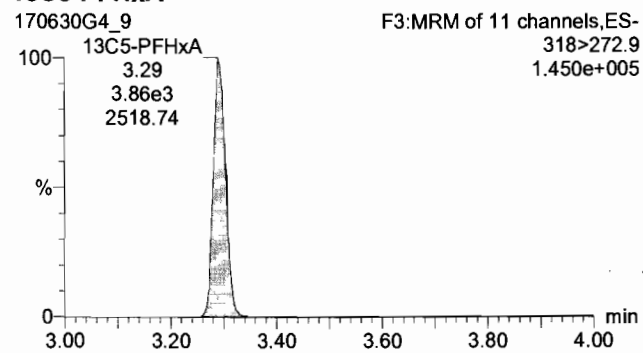
Last Altered: Friday, June 30, 2017 5:15:07 PM Pacific Daylight Time
Printed: Monday, July 03, 2017 8:24:29 AM Pacific Daylight Time

Name: 170630G4_9, Date: 30-Jun-2017, Time: 14:33:27, ID: ST170630G4-8 PFC CS5 17F3028, Description: PFC CS5 17F3028

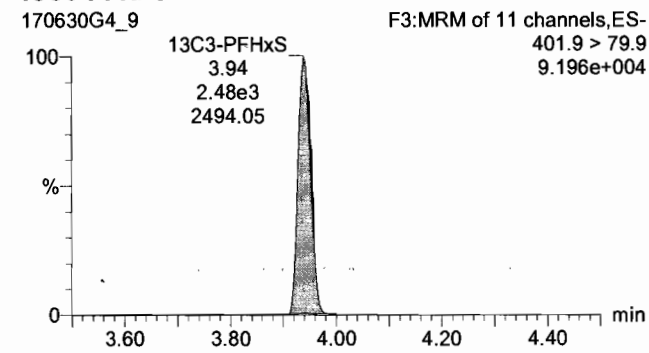
13C4-PFBA



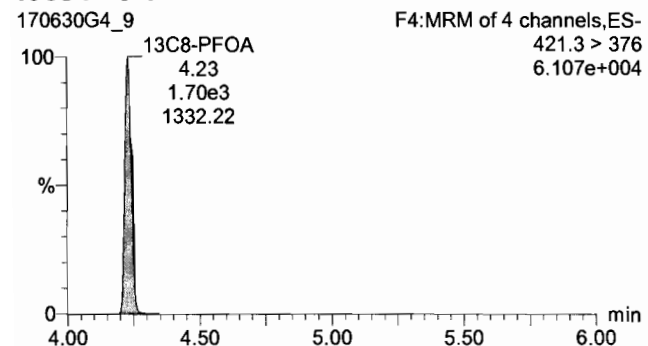
13C5-PFHxA



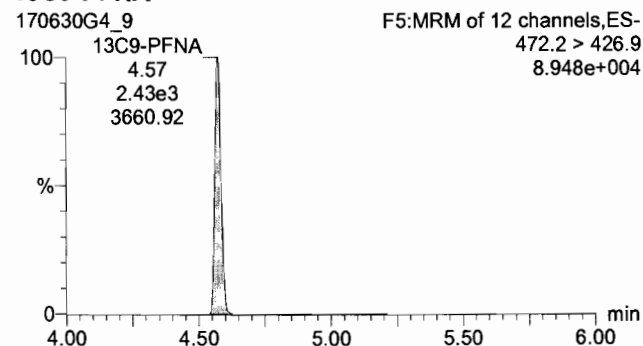
13C3-PFHxS



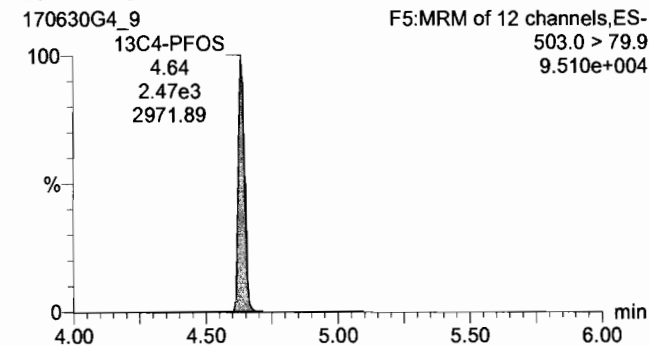
13C8-PFOA



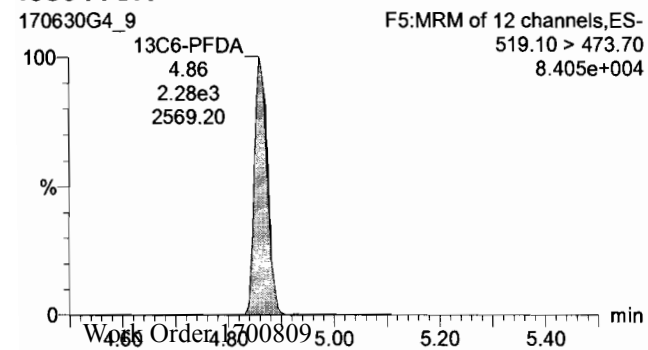
13C9-PFNA



13C4-PFOS



13C6-PFDA



Dataset: U:\G1.PRO\Results\2017\170630G4\170638G4_11.qld

Last Altered: Monday, July 03, 2017 8:32:25 AM Pacific Daylight Time

Printed: Monday, July 03, 2017 8:32:58 AM Pacific Daylight Time

Method: U:\G1.pro\MethDB\PFAS_14or16_2trans_0630.mdb 30 Jun 2017 17:00:08

Calibration: U:\G1.pro\CurveDB\C18_VAL-PFC_Q1_6-30-17_L16_2Trans.cdb 30 Jun 2017 17:15:07

Name: 170630G4_11, Date: 30-Jun-2017, Time: 14:58:51, ID: SS170630G4-1 PFC SSS 17F3021, Description: PFC SSS 17F3021

#	Name	Trace	Response	IS Resp	RRF	Wt/Vol	RT	Conc	%Rec
1	1 PFBA	212.9 > 168.9	3.04e3	4.44e3		1.000	1.72	9.03	90.3
2	2 PFPeA	263.0 > 218.8	1.29e3	1.88e3		1.000	2.64	9.69	96.9
3	3 PFBS	299.0 > 79.7	1.67e3	1.31e3		1.000	2.91	8.84	88.4
4	4 PFHxA	312.9 > 268.9	2.04e3	1.66e3		1.000	3.29	9.34	93.4
5	5 PFHpA	363 > 318.9	3.92e3	2.18e3		1.000	3.82	10.4	104.2
6	6 PFHxS	398.9 > 79.6	1.17e3	1.45e3		1.000	3.94	8.66	86.6
7	7 PFOA	413.0 > 368.7	3.67e3	5.19e3		1.000	4.24	10.3	103.0
8	8 PFNA	463.0 > 418.8	3.92e3	2.36e3		1.000	4.58	8.78	87.8
9	9 PFOS	499.0 > 79.9	8.60e2	2.24e3		1.000	4.64	9.50	95.0
10	10 PFDA	512.7 > 219.0	6.86e2	4.73e3		1.000	4.86	10.2	102.1
11	11 13C3-PFBA	215.9 > 171.8	4.44e3	3.72e3	1.052	1.000	1.72	14.1	113.2
12	12 13C3-PFBS	302.0 > 98.8	1.31e3	3.82e3	0.281	1.000	2.91	15.3	122.3
13	13 13C3-PFPeA	266.0 > 221.8	1.88e3	3.82e3	0.462	1.000	2.65	13.3	106.7
14	14 13C2-PFHxA	315.0 > 269.8	1.66e3	3.82e3	0.406	1.000	3.29	13.4	107.2
15	15 13C4-PFHpA	367.2 > 321.8	2.18e3	3.82e3	0.564	1.000	3.82	12.7	101.4
16	16 18O2-PFHxS	403 > 102.6	1.45e3	2.90e3	0.501	1.000	3.94	12.4	99.5
17	17 13C2-PFOA	414.9 > 369.7	5.19e3	1.67e3	3.020	1.000	4.23	12.8	102.6
18	18 13C5-PFNA	468.2 > 422.9	2.36e3	2.23e3	0.880	1.000	4.57	15.0	120.0
19	19 13C2-PFDA	514.8 > 469.7	4.73e3	2.04e3	2.292	1.000	4.86	12.6	100.9
20	20 13C8-PFOS	507.0 > 79.9	2.24e3	2.39e3	1.031	1.000	4.64	11.3	90.5
21	21 13C4-PFBA	216.9 > 171.8	3.72e3	3.72e3	1.000	1.000	1.71	12.5	100.0
22	22 13C5-PFHxA	318 > 272.9	3.82e3	3.82e3	1.000	1.000	3.29	12.5	100.0
23	23 13C3-PFHxS	401.9 > 79.9	2.90e3	2.90e3	1.000	1.000	3.94	12.5	100.0
24	24 13C8-PFOA	421.3 > 376	1.67e3	1.67e3	1.000	1.000	4.23	12.5	100.0
25	25 13C9-PFNA	472.2 > 426.9	2.23e3	2.23e3	1.000	1.000	4.57	12.5	100.0
26	26 13C4-PFOS	503.0 > 79.9	2.39e3	2.39e3	1.000	1.000	4.64	12.5	100.0
27	27 13C6-PFDA	519.10 > 47...	2.04e3	2.04e3	1.000	1.000	4.86	12.5	100.0

Handwritten notes on the right side of the table:
 75-125 (with arrow pointing to rows 1-10)
 60-150 (with arrow pointing to rows 11-20)
 20-150 (with arrow pointing to rows 21-27)
 40-150 (with arrow pointing to rows 21-27)

Handwritten signature and date:
 DM
 7/3/17

(*) Actual concentration less than 10 ng/L in SSS. DM 7/3/17
 DM
 H.L.H

Dataset: U:\G1.PRO\Results\2017\170630G4\170638G4_11.qld

Last Altered: Monday, July 03, 2017 8:32:25 AM Pacific Daylight Time

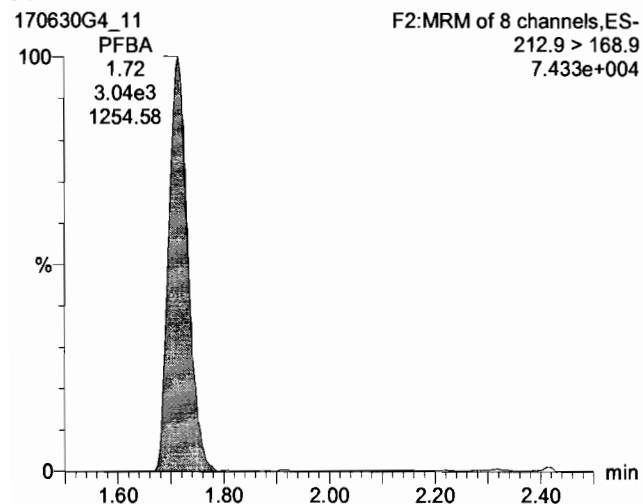
Printed: Monday, July 03, 2017 8:32:46 AM Pacific Daylight Time

Method: U:\G1.pro\MethDB\PFAS_14or16_2trans_0630.mdb 30 Jun 2017 17:00:08

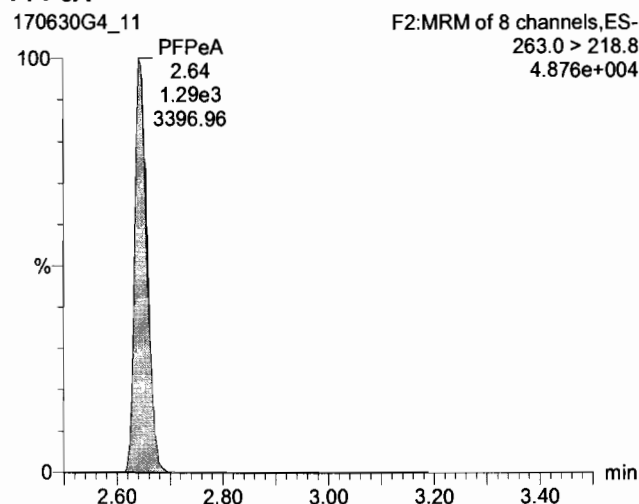
Calibration: U:\G1.pro\CurveDB\C18_VAL-PFC_Q1_6-30-17_L16_2Trans.cdb 30 Jun 2017 17:15:07

Name: 170630G4_11, Date: 30-Jun-2017, Time: 14:58:51, ID: SS170630G4-1 PFC SSS 17F3021, Description: PFC SSS 17F3021

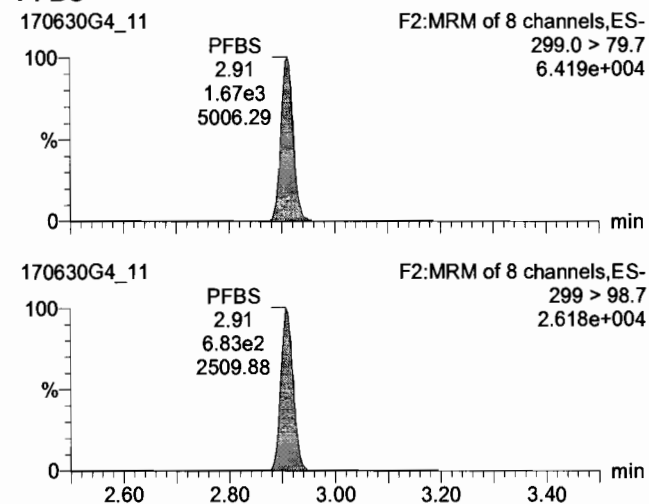
PFBA



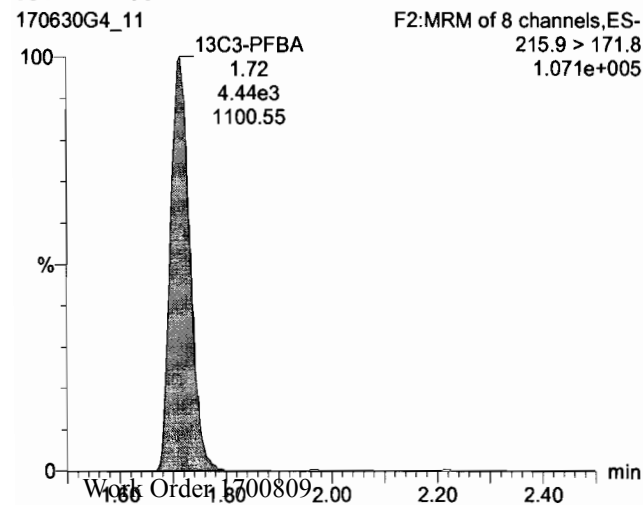
PFPeA



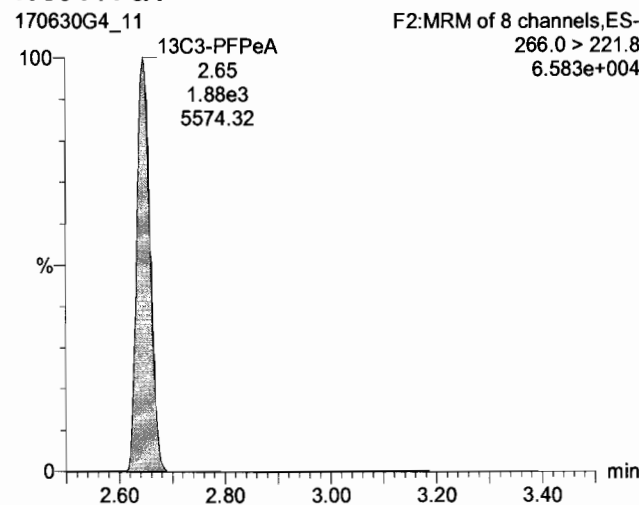
PFBS



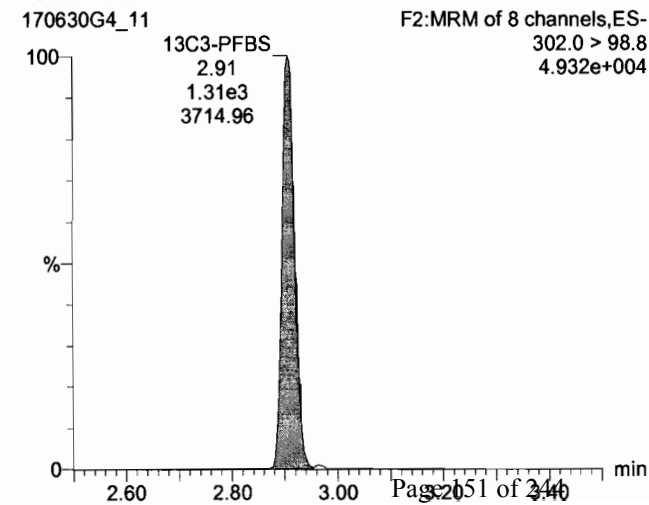
13C3-PFBA



13C3-PFPeA



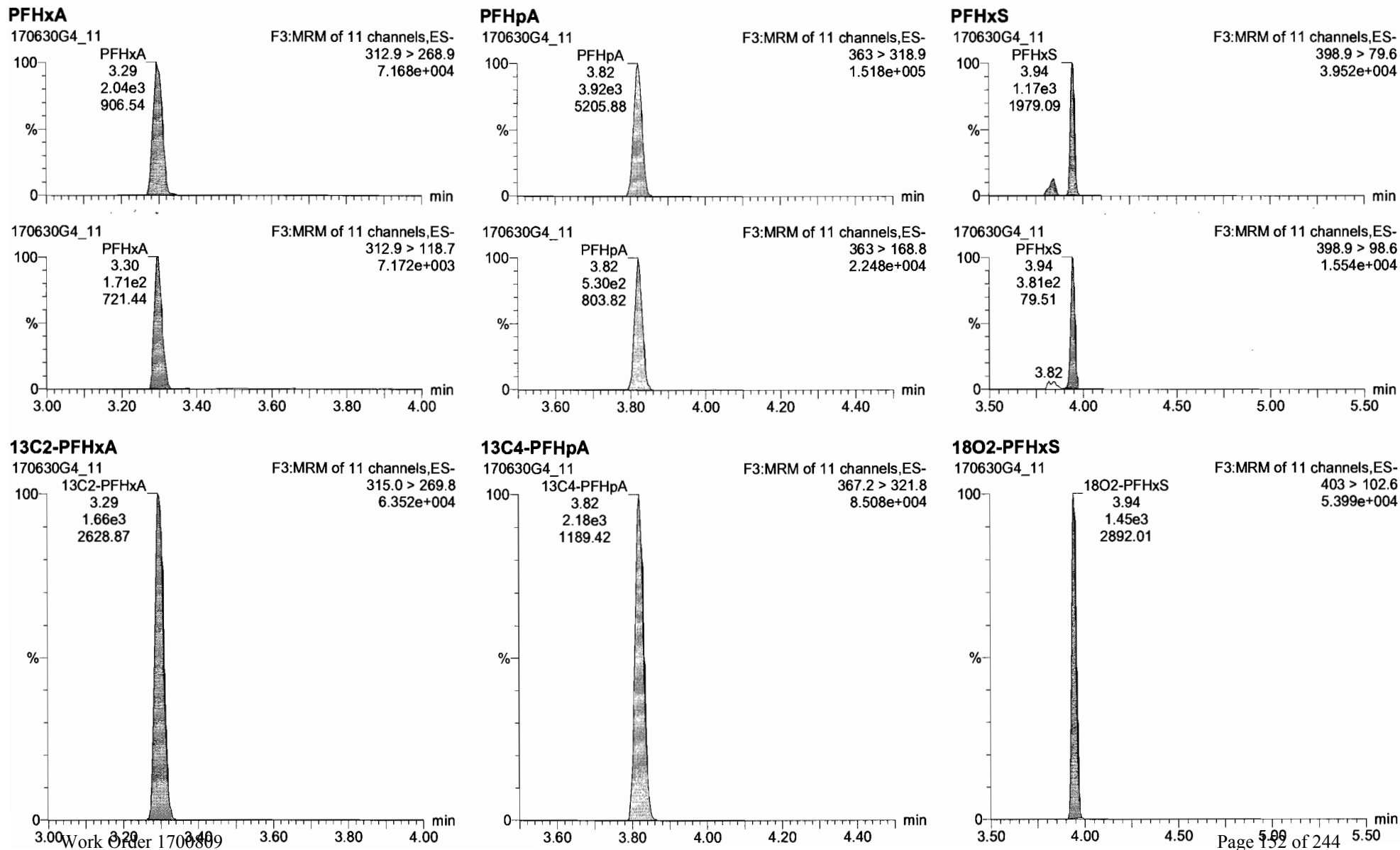
13C3-PFBS



Dataset: U:\G1.PRO\Results\2017\170630G4\170638G4_11.qld

Last Altered: Monday, July 03, 2017 8:32:25 AM Pacific Daylight Time
Printed: Monday, July 03, 2017 8:32:46 AM Pacific Daylight Time

Name: 170630G4_11, Date: 30-Jun-2017, Time: 14:58:51, ID: SS170630G4-1 PFC SSS 17F3021, Description: PFC SSS 17F3021



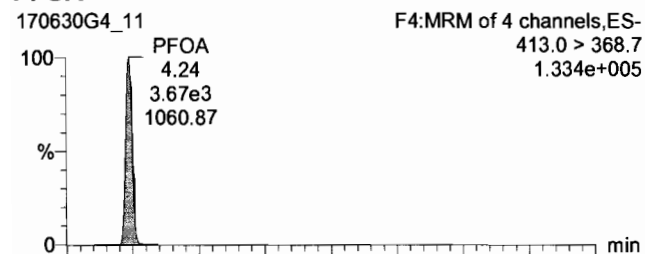
Dataset: U:\G1.PRO\Results\2017\170630G4\170638G4_11.qld

Last Altered: Monday, July 03, 2017 8:32:25 AM Pacific Daylight Time

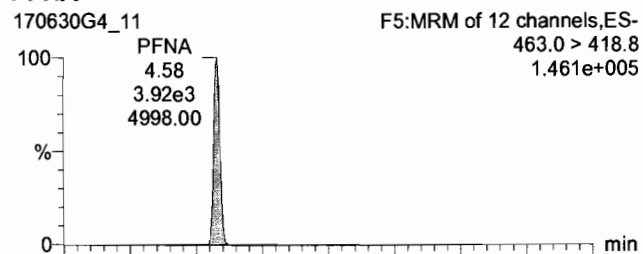
Printed: Monday, July 03, 2017 8:32:46 AM Pacific Daylight Time

Name: 170630G4_11, Date: 30-Jun-2017, Time: 14:58:51, ID: SS170630G4-1 PFC SSS 17F3021, Description: PFC SSS 17F3021

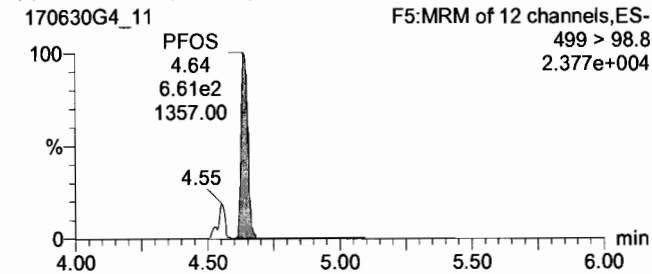
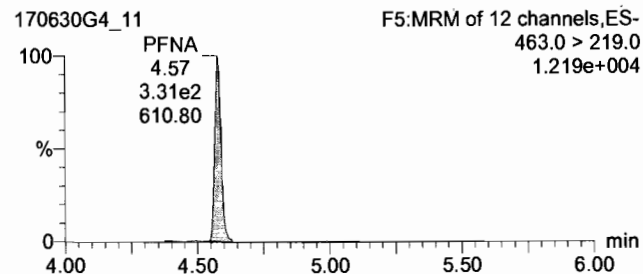

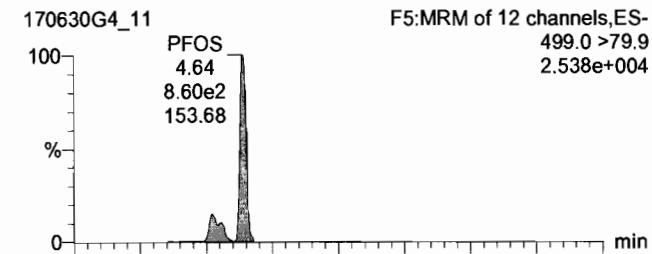
PFOA



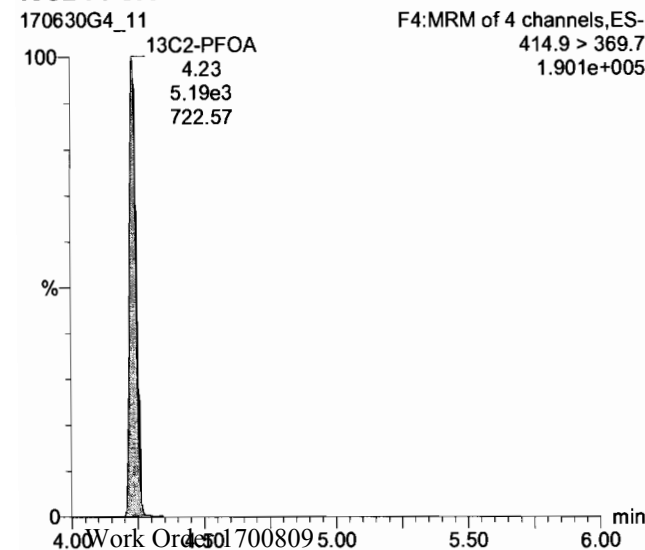
PFNA



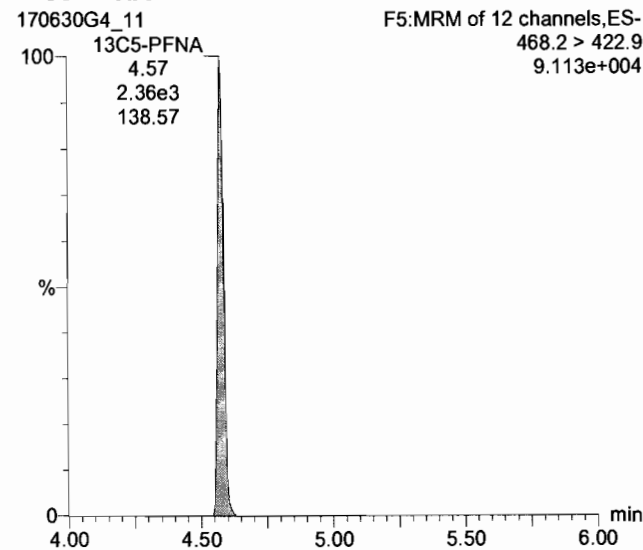
PFOS



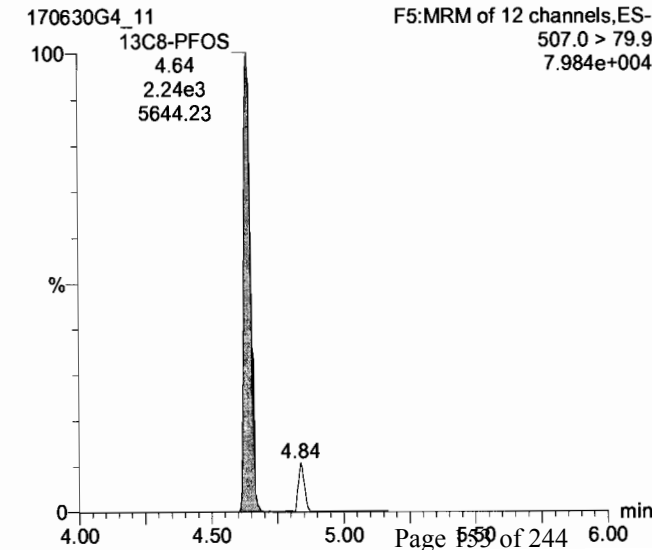
13C2-PFOA



13C5-PFNA



13C8-PFOS



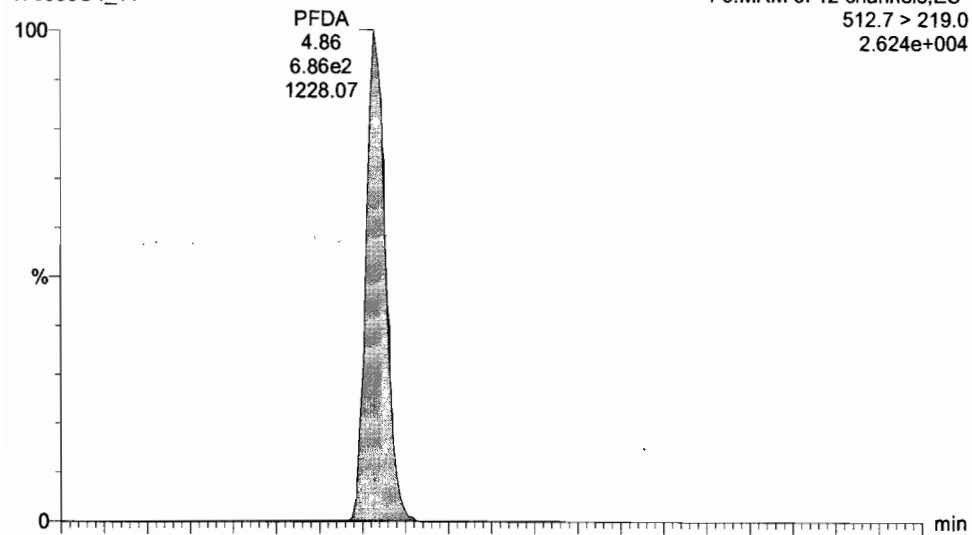
Dataset: U:\G1.PRO\Results\2017\170630G4\170638G4_11.qld

Last Altered: Monday, July 03, 2017 8:32:25 AM Pacific Daylight Time
Printed: Monday, July 03, 2017 8:32:46 AM Pacific Daylight Time

Name: 170630G4_11, Date: 30-Jun-2017, Time: 14:58:51, ID: SS170630G4-1 PFC SSS 17F3021, Description: PFC SSS 17F3021

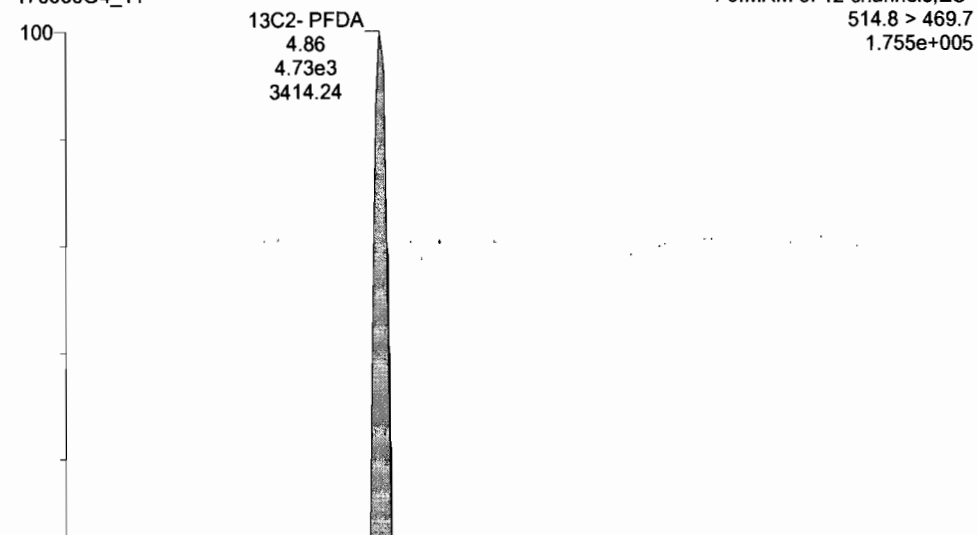
PFDA

170630G4_11

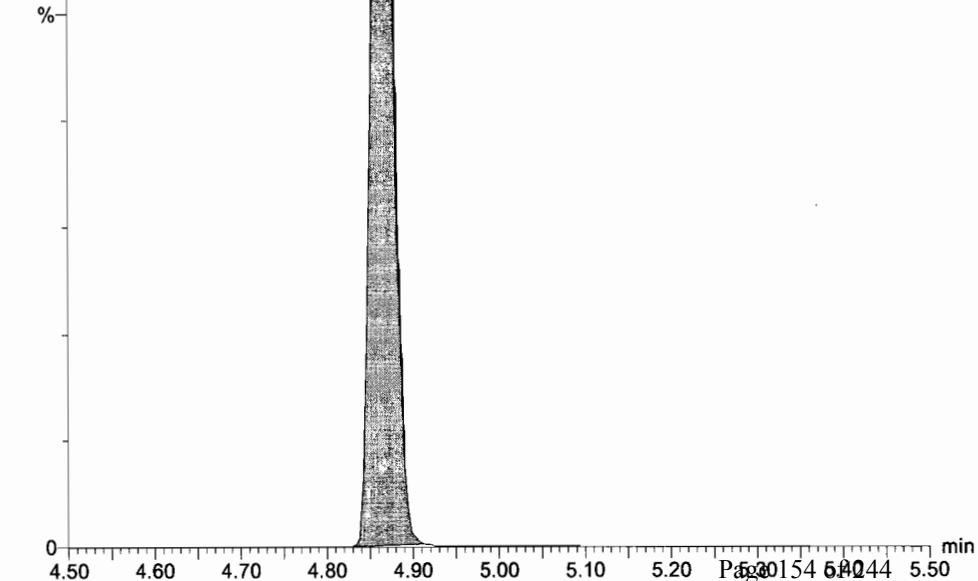
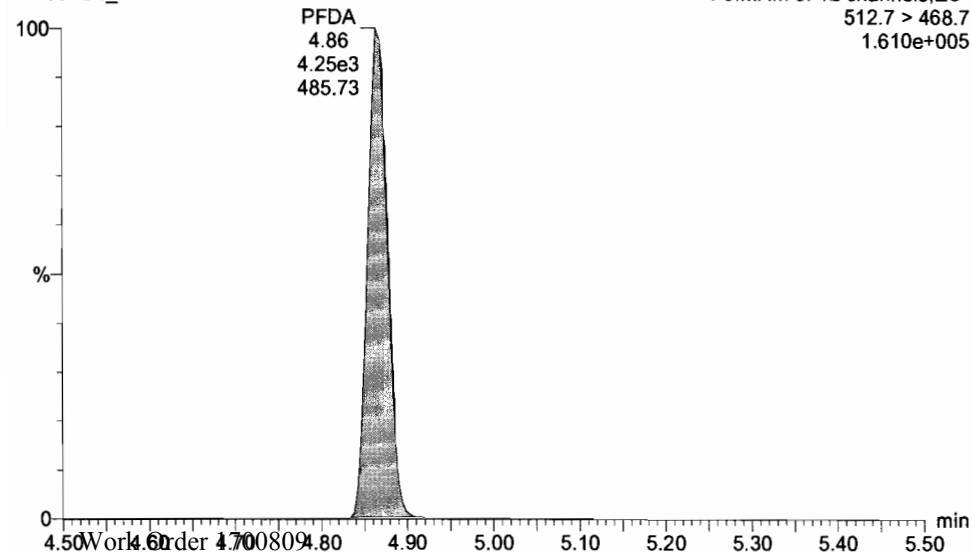


13C2- PFDA

170630G4_11



170630G4_11



Dataset: U:\G1.PRO\Results\2017\170630G4\170638G4_11.qld

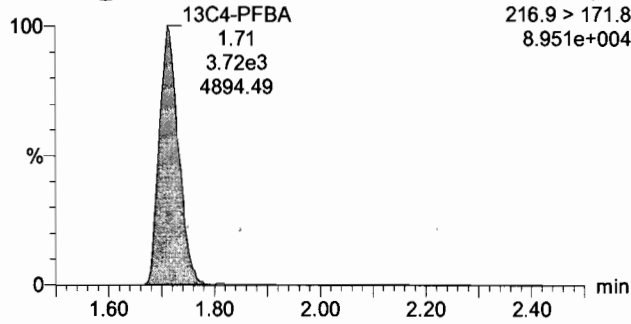
Last Altered: Monday, July 03, 2017 8:32:25 AM Pacific Daylight Time
Printed: Monday, July 03, 2017 8:32:46 AM Pacific Daylight Time

Name: 170630G4_11, Date: 30-Jun-2017, Time: 14:58:51, ID: SS170630G4-1 PFC SSS 17F3021, Description: PFC SSS 17F3021

13C4-PFBA

170630G4_11

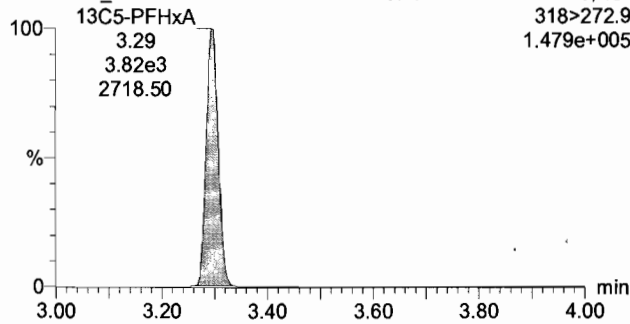
F2:MRM of 8 channels,ES-
216.9 > 171.8
8.951e+004



13C5-PFHxA

170630G4_11

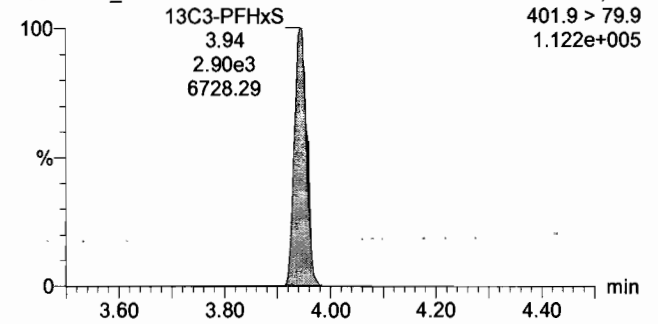
F3:MRM of 11 channels,ES-
318>272.9
1.479e+005



13C3-PFHxS

170630G4_11

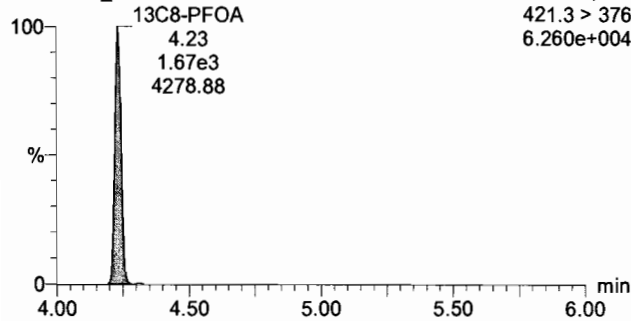
F3:MRM of 11 channels,ES-
401.9 > 79.9
1.122e+005



13C8-PFOA

170630G4_11

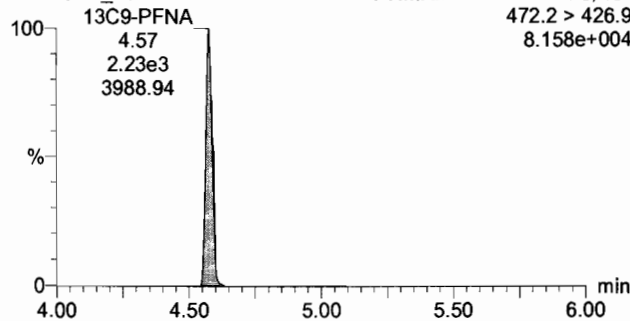
F4:MRM of 4 channels,ES-
421.3 > 376
6.260e+004



13C9-PFNA

170630G4_11

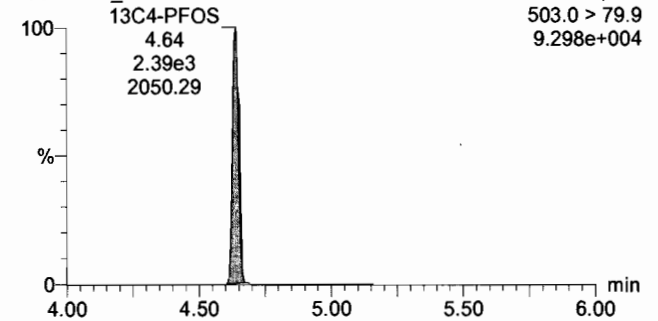
F5:MRM of 12 channels,ES-
472.2 > 426.9
8.158e+004



13C4-PFOS

170630G4_11

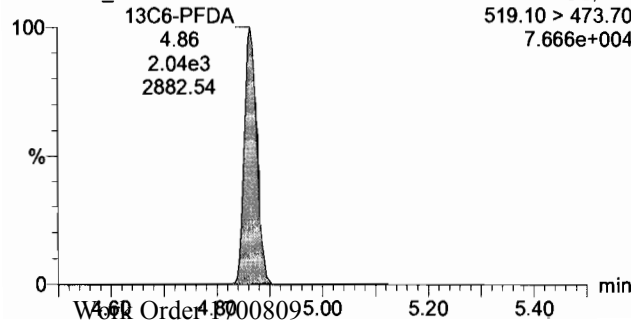
F5:MRM of 12 channels,ES-
503.0 > 79.9
9.298e+004



13C6-PFDA

170630G4_11

F5:MRM of 12 channels,ES-
519.10 > 473.70
7.666e+004



Vista Analytical Laboratory Q2

Dataset: U:\G1.PRO\Results\2017\New folder\170711G3-CRV.qld

Last Altered: Wednesday, July 12, 2017 09:08:42 Pacific Daylight Time

Printed: Wednesday, July 12, 2017 09:13:10 Pacific Daylight Time

Method: U:\G1.pro\MethDB\PFAS_14or16_2trans_0630.mdb 10 Jul 2017 16:23:41

Calibration: U:\G1.PRO\CurveDB\C18_VAL-PFC_Q1_7-11-17_L16_2Trans_NEW.cdb 12 Jul 2017 09:08:42

Compound name: PFBA

Correlation coefficient: $r = 0.999903$, $r^2 = 0.999805$

Calibration curve: $0.812368 * x + 0.0615352$

Response type: Internal Std (Ref 11), Area * (IS Conc. / IS Area)

Curve type: Linear, Origin: Exclude, Weighting: 1/x, Axis trans: None

#	Name	Std. Conc	RT	Resp	IS Resp	Conc	%Dev	RRF
1	1 170711G3_2	0.250	1.72	3.49e2	1.58e4	0.264	5.7	1.10
2	2 170711G3_3	0.500	1.74	5.86e2	1.55e4	0.505	1.1	0.944
3	3 170711G3_4	1.00	1.73	1.21e3	1.81e4	0.951	-4.9	0.834
4	4 170711G3_5	2.00	1.73	2.38e3	1.72e4	2.05	2.4	0.863
5	5 170711G3_6	5.00	1.73	5.55e3	1.70e4	4.96	-0.9	0.818
6	6 170711G3_7	10.0	1.73	9.97e3	1.59e4	9.56	-4.4	0.783
7	7 170711G3_8	50.0	1.73	5.56e4	1.69e4	50.6	1.2	0.823
8	8 170711G3_9	100	1.73	1.04e5	1.60e4	99.9	-0.1	0.812

Handwritten:
 ✓ AC
 7/12/17

Compound name: PFPeA

Correlation coefficient: $r = 0.999205$, $r^2 = 0.998411$

Calibration curve: $1.19919 * x + -0.0457496$

Response type: Internal Std (Ref 13), Area * (IS Conc. / IS Area)

Curve type: Linear, Origin: Exclude, Weighting: 1/x, Axis trans: None

#	Name	Std. Conc	RT	Resp	IS Resp	Conc	%Dev	RRF
1	1 170711G3_2	0.250	2.66	1.45e2	6.49e3	0.270	8.1	1.11
2	2 170711G3_3	0.500	2.66	2.85e2	6.41e3	0.502	0.4	1.11
3	3 170711G3_4	1.00	2.66	6.45e2	6.98e3	1.00	0.1	1.15
4	4 170711G3_5	2.00	2.66	1.12e3	6.82e3	1.75	-12.6	1.02
5	5 170711G3_6	5.00	2.66	2.99e3	6.09e3	5.15	3.0	1.23
6	6 170711G3_7	10.0	2.66	6.17e3	6.20e3	10.4	4.1	1.24
7	7 170711G3_8	50.0	2.66	2.92e4	6.43e3	47.3	-5.4	1.13
8	8 170711G3_9	100	2.66	5.32e4	5.42e3	102	2.4	1.23

Dataset: U:\G1.PRO\Results\2017\New folder\170711G3-CRV.qld

Last Altered: Wednesday, July 12, 2017 09:08:42 Pacific Daylight Time

Printed: Wednesday, July 12, 2017 09:13:10 Pacific Daylight Time

Compound name: PFBS

Correlation coefficient: $r = 0.999521$, $r^2 = 0.999042$

Calibration curve: $2.23981 * x + -0.119881$

Response type: Internal Std (Ref 12), Area * (IS Conc. / IS Area)

Curve type: Linear, Origin: Exclude, Weighting: 1/x, Axis trans: None

	# Name	Std. Conc	RT	Resp	IS Resp	Conc	%Dev	RRF
1	1 170711G3_2	0.250	2.94	1.58e2	3.78e3	0.287	14.9	2.09
2	2 170711G3_3	0.500	2.93	2.53e2	3.62e3	0.444	-11.2	1.75
3	3 170711G3_4	1.00	2.93	6.93e2	4.02e3	1.02	1.7	2.16
4	4 170711G3_5	2.00	2.93	1.40e3	3.91e3	2.05	2.3	2.23
5	5 170711G3_6	5.00	2.93	3.08e3	3.39e3	5.13	2.6	2.27
6	6 170711G3_7	10.0	2.93	5.58e3	3.54e3	8.85	-11.5	1.97
7	7 170711G3_8	50.0	2.94	2.76e4	3.07e3	50.3	0.5	2.25
8	8 170711G3_9	100	2.94	5.08e4	2.82e3	101	0.7	2.25

Compound name: PFHxA

Correlation coefficient: $r = 0.999444$, $r^2 = 0.998888$

Calibration curve: $1.90952 * x + 0.14452$

Response type: Internal Std (Ref 14), Area * (IS Conc. / IS Area)

Curve type: Linear, Origin: Exclude, Weighting: 1/x, Axis trans: None

	# Name	Std. Conc	RT	Resp	IS Resp	Conc	%Dev	RRF
1	1 170711G3_2	0.250	3.32	2.43e2	6.03e3	0.188	-24.9	2.01
2	2 170711G3_3	0.500	3.32	5.14e2	5.41e3	0.546	9.1	2.37
3	3 170711G3_4	1.00	3.31	1.01e3	6.15e3	0.997	-0.3	2.05
4	4 170711G3_5	2.00	3.32	2.17e3	5.99e3	2.29	14.5	2.26
5	5 170711G3_6	5.00	3.32	4.55e3	5.79e3	5.07	1.5	1.97
6	6 170711G3_7	10.0	3.31	8.97e3	5.92e3	9.85	-1.5	1.89
7	7 170711G3_8	50.0	3.32	4.41e4	5.56e3	51.9	3.8	1.98
8	8 170711G3_9	100	3.32	7.99e4	5.34e3	97.9	-2.1	1.87

Dataset: U:\G1.PRO\Results\2017\New folder\170711G3-CRV.qld

Last Altered: Wednesday, July 12, 2017 09:08:42 Pacific Daylight Time

Printed: Wednesday, July 12, 2017 09:13:10 Pacific Daylight Time

Compound name: PFHpA

Correlation coefficient: $r = 0.999678$, $r^2 = 0.999357$

Calibration curve: $2.37086 * x + 0.00117983$

Response type: Internal Std (Ref 15), Area * (IS Conc. / IS Area)

Curve type: Linear, Origin: Exclude, Weighting: 1/x, Axis trans: None

#	Name	Std. Conc	RT	Resp	IS Resp	Conc.	%Dev	RRF
1	1 170711G3_2	0.250	3.82	3.62e2	7.37e3	0.259	3.6	2.46
2	2 170711G3_3	0.500	3.82	7.13e2	7.16e3	0.524	4.9	2.49
3	3 170711G3_4	1.00	3.82	1.64e3	8.40e3	1.03	3.0	2.44
4	4 170711G3_5	2.00	3.83	2.94e3	8.04e3	1.93	-3.6	2.29
5	5 170711G3_6	5.00	3.83	6.53e3	7.67e3	4.49	-10.2	2.13
6	6 170711G3_7	10.0	3.83	1.38e4	7.22e3	10.1	0.6	2.39
7	7 170711G3_8	50.0	3.83	6.29e4	6.46e3	51.4	2.7	2.44
8	8 170711G3_9	100	3.83	1.13e5	6.02e3	99.1	-0.9	2.35

Compound name: PFHxS

Correlation coefficient: $r = 0.999359$, $r^2 = 0.998718$

Calibration curve: $2.089 * x + 0.0768621$

Response type: Internal Std (Ref 16), Area * (IS Conc. / IS Area)

Curve type: Linear, Origin: Exclude, Weighting: 1/x, Axis trans: None

#	Name	Std. Conc	RT	Resp	IS Resp	Conc.	%Dev	RRF
1	1 170711G3_2	0.250	3.95	1.52e2	3.62e3	0.214	-14.4	2.10
2	2 170711G3_3	0.500	3.95	3.06e2	3.28e3	0.522	4.4	2.33
3	3 170711G3_4	1.00	3.95	6.74e2	3.99e3	0.975	-2.5	2.11
4	4 170711G3_5	2.00	3.95	1.27e3	3.53e3	2.11	5.7	2.25
5	5 170711G3_6	5.00	3.95	3.06e3	3.54e3	5.14	2.8	2.16
6	6 170711G3_7	10.0	3.95	5.64e3	3.30e3	10.2	2.1	2.14
7	7 170711G3_8	50.0	3.95	2.86e4	3.27e3	52.3	4.7	2.19
8	8 170711G3_9	100	3.95	5.14e4	3.16e3	97.2	-2.8	2.03

Dataset: U:\G1.PRO\Results\2017\New folder\170711G3-CRV.qld

Last Altered: Wednesday, July 12, 2017 09:08:42 Pacific Daylight Time

Printed: Wednesday, July 12, 2017 09:13:10 Pacific Daylight Time

Compound name: PFOA

Correlation coefficient: $r = 0.999784$, $r^2 = 0.999567$

Calibration curve: $0.87047 * x + 0.0781634$

Response type: Internal Std (Ref 17), Area * (IS Conc. / IS Area)

Curve type: Linear, Origin: Exclude, Weighting: 1/x, Axis trans: None

#	Name	Std. Conc	RT	Resp	IS Resp	Conc.	%Dev	RRF
1	1 170711G3_2	0.250	4.24	3.08e2	1.58e4	0.189	-24.2	0.972
2	2 170711G3_3	0.500	4.23	6.61e2	1.55e4	0.523	4.6	1.07
3	3 170711G3_4	1.00	4.23	1.61e3	1.90e4	1.13	12.6	1.06
4	4 170711G3_5	2.00	4.23	2.62e3	1.69e4	2.13	6.5	0.966
5	5 170711G3_6	5.00	4.23	5.77e3	1.62e4	5.04	0.8	0.893
6	6 170711G3_7	10.0	4.23	1.26e4	1.81e4	9.90	-1.0	0.869
7	7 170711G3_8	50.0	4.24	6.04e4	1.70e4	50.9	1.8	0.888
8	8 170711G3_9	100	4.24	1.09e5	1.59e4	98.9	-1.1	0.862

Compound name: PFNA

Coefficient of Determination: $R^2 = 0.998825$

Calibration curve: $-0.00319585 * x^2 + 2.90085 * x + -0.200852$

Response type: Internal Std (Ref 18), Area * (IS Conc. / IS Area)

Curve type: 2nd Order, Origin: Exclude, Weighting: 1/x, Axis trans: None

#	Name	Std. Conc	RT	Resp	IS Resp	Conc.	%Dev	RRF
1	1 170711G3_2	0.250	4.57	2.30e2	5.19e3	0.261	4.3	2.22
2	2 170711G3_3	0.500	4.57	5.05e2	4.82e3	0.520	4.1	2.62
3	3 170711G3_4	1.00	4.57	1.24e3	5.54e3	1.04	3.8	2.81
4	4 170711G3_5	2.00	4.57	2.50e3	5.55e3	2.02	0.9	2.82
5	5 170711G3_6	5.00	4.57	4.65e3	4.55e3	4.49	-10.2	2.55
6	6 170711G3_7	10.0	4.57	1.07e4	5.00e3	9.42	-5.8	2.68
7	7 170711G3_8	50.0	4.57	5.65e4	4.97e3	52.0	4.1	2.84
8	8 170711G3_9	100	4.57	9.65e4	4.72e3	98.9	-1.1	2.56

Dataset: U:\G1.PRO\Results\2017\New folder\170711G3-CRV.qld

Last Altered: Wednesday, July 12, 2017 09:08:42 Pacific Daylight Time

Printed: Wednesday, July 12, 2017 09:13:10 Pacific Daylight Time

Compound name: PFOS

Correlation coefficient: $r = 0.999086$, $r^2 = 0.998172$

Calibration curve: $0.598169 * x + -0.0823444$

Response type: Internal Std (Ref 20), Area * (IS Conc. / IS Area)

Curve type: Linear, Origin: Exclude, Weighting: 1/x, Axis trans: None

#	Name	Std. Conc	RT	Resp	IS Resp	Conc.	%Dev	RRF
1	1 170711G3_2	0.250	4.62	3.18e1	5.02e3	0.270	7.9	0.316
2	2 170711G3_3	0.500	4.62	8.17e1	5.04e3	0.476	-4.7	0.405
3	3 170711G3_4	1.00	4.63	2.56e2	5.98e3	1.03	3.3	0.536
4	4 170711G3_5	2.00	4.63	4.27e2	5.14e3	1.87	-6.4	0.519
5	5 170711G3_6	5.00	4.63	1.01e3	4.82e3	4.53	-9.3	0.526
6	6 170711G3_7	10.0	4.63	2.26e3	4.48e3	10.7	6.9	0.631
7	7 170711G3_8	50.0	4.63	1.31e4	5.25e3	52.5	5.0	0.626
8	8 170711G3_9	100	4.63	2.48e4	5.33e3	97.4	-2.6	0.582

Compound name: PFDA

Coefficient of Determination: $R^2 = 0.998620$

Calibration curve: $8.29904e-005 * x^2 + 0.207158 * x + 0.0227635$

Response type: Internal Std (Ref 19), Area * (IS Conc. / IS Area)

Curve type: 2nd Order, Origin: Exclude, Weighting: 1/x, Axis trans: None

#	Name	Std. Conc	RT	Resp	IS Resp	Conc.	%Dev	RRF
1	1 170711G3_2	0.250	4.86	4.10e1	8.43e3	0.184	-26.6	0.243
2	2 170711G3_3	0.500	4.86	7.86e1	8.93e3	0.421	-15.7	0.220
3	3 170711G3_4	1.00	4.86	2.54e2	1.13e4	1.25	24.7	0.281
4	4 170711G3_5	2.00	4.86	3.79e2	9.78e3	2.23	11.3	0.242
5	5 170711G3_6	5.00	4.86	8.46e2	9.56e3	5.22	4.4	0.221
6	6 170711G3_7	10.0	4.86	1.52e3	8.62e3	10.5	5.0	0.221
7	7 170711G3_8	50.0	4.86	9.66e3	1.19e4	48.1	-3.8	0.204
8	8 170711G3_9	100	4.86	1.86e4	1.07e4	101	0.8	0.218

Vista Analytical Laboratory Q2

Dataset: U:\G1.PRO\Results\2017\New folder\170711G3-CRV.qld

Last Altered: Wednesday, July 12, 2017 09:08:42 Pacific Daylight Time

Printed: Wednesday, July 12, 2017 09:13:10 Pacific Daylight Time

Compound name: 13C3-PFBA

Response Factor: 1.34288

RRF SD: 0.0418579, Relative SD: 3.11703

Response type: Internal Std (Ref 21), Area * (IS Conc. / IS Area)

Curve type: RF

#	Name	Std. Conc	RT	Resp	IS Resp	Conc.	%Dev	RRF
1	1 170711G3_2	12.5	1.73	1.58e4	1.23e4	12.0	-4.1	1.29
2	2 170711G3_3	12.5	1.73	1.55e4	1.20e4	12.0	-3.7	1.29
3	3 170711G3_4	12.5	1.73	1.81e4	1.33e4	12.6	1.1	1.36
4	4 170711G3_5	12.5	1.73	1.72e4	1.30e4	12.3	-1.7	1.32
5	5 170711G3_6	12.5	1.73	1.70e4	1.22e4	12.9	3.2	1.39
6	6 170711G3_7	12.5	1.73	1.59e4	1.14e4	13.0	3.8	1.39
7	7 170711G3_8	12.5	1.73	1.69e4	1.23e4	12.8	2.6	1.38
8	8 170711G3_9	12.5	1.73	1.60e4	1.20e4	12.3	-1.3	1.33

Compound name: 13C3-PFBS

Response Factor: 0.25962

RRF SD: 0.0207298, Relative SD: 7.98467

Response type: Internal Std (Ref 22), Area * (IS Conc. / IS Area)

Curve type: RF

#	Name	Std. Conc	RT	Resp	IS Resp	Conc.	%Dev	RRF
1	1 170711G3_2	12.5	2.93	3.78e3	1.35e4	13.4	7.6	0.279
2	2 170711G3_3	12.5	2.93	3.62e3	1.34e4	13.0	3.9	0.270
3	3 170711G3_4	12.5	2.93	4.02e3	1.47e4	13.2	5.5	0.274
4	4 170711G3_5	12.5	2.93	3.91e3	1.44e4	13.0	4.3	0.271
5	5 170711G3_6	12.5	2.93	3.39e3	1.34e4	12.2	-2.3	0.254
6	6 170711G3_7	12.5	2.93	3.54e3	1.30e4	13.1	5.0	0.272
7	7 170711G3_8	12.5	2.93	3.07e3	1.38e4	10.7	-14.2	0.223
8	8 170711G3_9	12.5	2.94	2.82e3	1.20e4	11.3	-9.7	0.235

Dataset: U:\G1.PRO\Results\2017\New folder\170711G3-CRV.qld

Last Altered: Wednesday, July 12, 2017 09:08:42 Pacific Daylight Time

Printed: Wednesday, July 12, 2017 09:13:10 Pacific Daylight Time

Compound name: 13C3-PFPeA

Response Factor: 0.469572

RRF SD: 0.0107677, Relative SD: 2.29309

Response type: Internal Std (Ref 22), Area * (IS Conc. / IS Area)

Curve type: RF

#	Name	Std. Conc	RT	Resp	IS Resp	Conc.	%Dev	RRF
1	1 170711G3_2	12.5	2.66	6.49e3	1.35e4	12.8	2.1	0.480
2	2 170711G3_3	12.5	2.66	6.41e3	1.34e4	12.7	1.8	0.478
3	3 170711G3_4	12.5	2.66	6.98e3	1.47e4	12.7	1.3	0.476
4	4 170711G3_5	12.5	2.66	6.82e3	1.44e4	12.6	0.6	0.472
5	5 170711G3_6	12.5	2.66	6.09e3	1.34e4	12.1	-2.9	0.456
6	6 170711G3_7	12.5	2.66	6.20e3	1.30e4	12.7	1.6	0.477
7	7 170711G3_8	12.5	2.66	6.43e3	1.38e4	12.4	-0.5	0.467
8	8 170711G3_9	12.5	2.66	5.42e3	1.20e4	12.0	-4.0	0.451

Compound name: 13C2-PFHxA

Response Factor: 0.427462

RRF SD: 0.019949, Relative SD: 4.66684

Response type: Internal Std (Ref 22), Area * (IS Conc. / IS Area)

Curve type: RF

#	Name	Std. Conc	RT	Resp	IS Resp	Conc.	%Dev	RRF
1	1 170711G3_2	12.5	3.32	6.03e3	1.35e4	13.0	4.3	0.446
2	2 170711G3_3	12.5	3.32	5.41e3	1.34e4	11.8	-5.6	0.404
3	3 170711G3_4	12.5	3.32	6.15e3	1.47e4	12.3	-2.0	0.419
4	4 170711G3_5	12.5	3.32	5.99e3	1.44e4	12.1	-2.9	0.415
5	5 170711G3_6	12.5	3.32	5.79e3	1.34e4	12.7	1.4	0.434
6	6 170711G3_7	12.5	3.31	5.92e3	1.30e4	13.3	6.5	0.455
7	7 170711G3_8	12.5	3.32	5.56e3	1.38e4	11.8	-5.6	0.404
8	8 170711G3_9	12.5	3.32	5.34e3	1.20e4	13.0	3.9	0.444

Dataset: U:\G1.PRO\Results\2017\New folder\170711G3-CRV.qld

Last Altered: Wednesday, July 12, 2017 09:08:42 Pacific Daylight Time

Printed: Wednesday, July 12, 2017 09:13:10 Pacific Daylight Time

Compound name: 13C4-PFHpA

Response Factor: 0.538432

RRF SD: 0.0364647, Relative SD: 6.77239

Response type: Internal Std (Ref 22), Area * (IS Conc. / IS Area)

Curve type: RF

	# Name	Std. Conc	RT	Resp	IS Resp	Conc.	%Dev	RRF
1	1 170711G3_2	12.5	3.83	7.37e3	1.35e4	12.6	1.1	0.544
2	2 170711G3_3	12.5	3.82	7.16e3	1.34e4	12.4	-0.9	0.534
3	3 170711G3_4	12.5	3.82	8.40e3	1.47e4	13.3	6.2	0.572
4	4 170711G3_5	12.5	3.83	8.04e3	1.44e4	12.9	3.4	0.557
5	5 170711G3_6	12.5	3.83	7.67e3	1.34e4	13.3	6.7	0.575
6	6 170711G3_7	12.5	3.83	7.22e3	1.30e4	12.9	3.2	0.556
7	7 170711G3_8	12.5	3.83	6.46e3	1.38e4	10.9	-12.9	0.469
8	8 170711G3_9	12.5	3.83	6.02e3	1.20e4	11.6	-6.9	0.501

Compound name: 18O2-PFHxS

Response Factor: 0.465365

RRF SD: 0.020374, Relative SD: 4.37807

Response type: Internal Std (Ref 23), Area * (IS Conc. / IS Area)

Curve type: RF

	# Name	Std. Conc	RT	Resp	IS Resp	Conc.	%Dev	RRF
1	1 170711G3_2	12.5	3.95	3.62e3	8.05e3	12.1	-3.4	0.449
2	2 170711G3_3	12.5	3.95	3.28e3	7.22e3	12.2	-2.4	0.454
3	3 170711G3_4	12.5	3.95	3.99e3	8.19e3	13.1	4.6	0.487
4	4 170711G3_5	12.5	3.95	3.53e3	7.72e3	12.3	-1.9	0.457
5	5 170711G3_6	12.5	3.95	3.54e3	7.54e3	12.6	0.8	0.469
6	6 170711G3_7	12.5	3.95	3.30e3	7.11e3	12.5	-0.3	0.464
7	7 170711G3_8	12.5	3.95	3.27e3	7.42e3	11.8	-5.3	0.441
8	8 170711G3_9	12.5	3.95	3.16e3	6.29e3	13.5	7.9	0.502

Dataset: U:\G1.PRO\Results\2017\New folder\170711G3-CRV.qld

Last Altered: Wednesday, July 12, 2017 09:08:42 Pacific Daylight Time

Printed: Wednesday, July 12, 2017 09:13:10 Pacific Daylight Time

Compound name: 13C2-PFOA

Response Factor: 3.71264

RRF SD: 0.217223, Relative SD: 5.85091

Response type: Internal Std (Ref 24), Area * (IS Conc. / IS Area)

Curve type: RF

#	Name	Std. Conc	RT	Resp	IS Resp	Conc.	%Dev	RRF
1	1 170711G3_2	12.5	4.23	1.58e4	4.49e3	11.9	-5.0	3.53
2	2 170711G3_3	12.5	4.23	1.55e4	4.55e3	11.5	-8.2	3.41
3	3 170711G3_4	12.5	4.23	1.90e4	5.04e3	12.7	1.4	3.76
4	4 170711G3_5	12.5	4.23	1.69e4	4.57e3	12.5	-0.1	3.71
5	5 170711G3_6	12.5	4.23	1.62e4	4.55e3	12.0	-4.3	3.55
6	6 170711G3_7	12.5	4.23	1.81e4	4.51e3	13.5	8.3	4.02
7	7 170711G3_8	12.5	4.23	1.70e4	4.57e3	12.5	0.3	3.72
8	8 170711G3_9	12.5	4.23	1.59e4	3.97e3	13.5	7.6	4.00

Compound name: 13C5-PFNA

Response Factor: 0.928619

RRF SD: 0.070955, Relative SD: 7.64091

Response type: Internal Std (Ref 25), Area * (IS Conc. / IS Area)

Curve type: RF

#	Name	Std. Conc	RT	Resp	IS Resp	Conc.	%Dev	RRF
1	1 170711G3_2	12.5	4.57	5.19e3	5.57e3	12.5	0.2	0.931
2	2 170711G3_3	12.5	4.57	4.82e3	5.04e3	12.9	3.2	0.958
3	3 170711G3_4	12.5	4.57	5.54e3	5.90e3	12.6	1.1	0.939
4	4 170711G3_5	12.5	4.57	5.55e3	5.17e3	14.5	15.7	1.07
5	5 170711G3_6	12.5	4.57	4.55e3	5.05e3	12.1	-3.0	0.900
6	6 170711G3_7	12.5	4.57	5.00e3	5.41e3	12.4	-0.5	0.924
7	7 170711G3_8	12.5	4.57	4.97e3	5.75e3	11.6	-7.0	0.863
8	8 170711G3_9	12.5	4.57	4.72e3	5.62e3	11.3	-9.6	0.839

Vista Analytical Laboratory Q2

Dataset: U:\G1.PRO\Results\2017\New folder\170711G3-CRV.qld

Last Altered: Wednesday, July 12, 2017 09:08:42 Pacific Daylight Time

Printed: Wednesday, July 12, 2017 09:13:10 Pacific Daylight Time

Compound name: 13C2- PFDA

Response Factor: 2.04259

RRF SD: 0.105833, Relative SD: 5.18132

Response type: Internal Std (Ref 27), Area * (IS Conc. / IS Area)

Curve type: RF

#	Name	Std. Conc	RT	Resp	IS Resp	Conc.	%Dev	RRF
1	1 170711G3_2	12.5	4.86	8.43e3	4.50e3	11.5	-8.2	1.88
2	2 170711G3_3	12.5	4.86	8.93e3	4.25e3	12.9	2.8	2.10
3	3 170711G3_4	12.5	4.85	1.13e4	5.46e3	12.7	1.2	2.07
4	4 170711G3_5	12.5	4.86	9.78e3	4.98e3	12.0	-3.8	1.96
5	5 170711G3_6	12.5	4.86	9.56e3	4.69e3	12.5	-0.2	2.04
6	6 170711G3_7	12.5	4.86	8.62e3	4.37e3	12.1	-3.4	1.97
7	7 170711G3_8	12.5	4.86	1.19e4	5.34e3	13.6	8.8	2.22
8	8 170711G3_9	12.5	4.86	1.07e4	5.09e3	12.8	2.8	2.10

Compound name: 13C8-PFOS

Response Factor: 1.026

RRF SD: 0.0446111, Relative SD: 4.34807

Response type: Internal Std (Ref 26), Area * (IS Conc. / IS Area)

Curve type: RF

#	Name	Std. Conc	RT	Resp	IS Resp	Conc.	%Dev	RRF
1	1 170711G3_2	12.5	4.63	5.02e3	5.27e3	11.6	-7.1	0.953
2	2 170711G3_3	12.5	4.63	5.04e3	4.57e3	13.4	7.5	1.10
3	3 170711G3_4	12.5	4.63	5.98e3	5.74e3	12.7	1.6	1.04
4	4 170711G3_5	12.5	4.63	5.14e3	5.02e3	12.5	-0.2	1.02
5	5 170711G3_6	12.5	4.63	4.82e3	4.77e3	12.3	-1.5	1.01
6	6 170711G3_7	12.5	4.63	4.48e3	4.31e3	12.7	1.4	1.04
7	7 170711G3_8	12.5	4.63	5.25e3	5.31e3	12.0	-3.7	0.988
8	8 170711G3_9	12.5	4.63	5.33e3	5.09e3	12.8	2.1	1.05

Vista Analytical Laboratory Q2

Dataset: U:\G1.PRO\Results\2017\New folder\170711G3-CRV.qld

Last Altered: Wednesday, July 12, 2017 09:08:42 Pacific Daylight Time

Printed: Wednesday, July 12, 2017 09:13:10 Pacific Daylight Time

Compound name: 13C4-PFBA

Response Factor: 1

RRF SD: 8.3925e-017, Relative SD: 8.3925e-015

Response type: Internal Std (Ref 21), Area * (IS Conc. / IS Area)

Curve type: RF

#	Name	Std. Conc	RT	Resp	IS Resp	Conc.	%Dev	RRF
1	1 170711G3_2	12.5	1.72	1.23e4	1.23e4	12.5	0.0	1.00
2	2 170711G3_3	12.5	1.72	1.20e4	1.20e4	12.5	0.0	1.00
3	3 170711G3_4	12.5	1.72	1.33e4	1.33e4	12.5	0.0	1.00
4	4 170711G3_5	12.5	1.73	1.30e4	1.30e4	12.5	0.0	1.00
5	5 170711G3_6	12.5	1.72	1.22e4	1.22e4	12.5	0.0	1.00
6	6 170711G3_7	12.5	1.73	1.14e4	1.14e4	12.5	0.0	1.00
7	7 170711G3_8	12.5	1.73	1.23e4	1.23e4	12.5	0.0	1.00
8	8 170711G3_9	12.5	1.73	1.20e4	1.20e4	12.5	0.0	1.00

Compound name: 13C5-PFHxA

Response Factor: 1

RRF SD: 1.25887e-016, Relative SD: 1.25887e-014

Response type: Internal Std (Ref 22), Area * (IS Conc. / IS Area)

Curve type: RF

#	Name	Std. Conc	RT	Resp	IS Resp	Conc.	%Dev	RRF
1	1 170711G3_2	12.5	3.32	1.35e4	1.35e4	12.5	0.0	1.00
2	2 170711G3_3	12.5	3.32	1.34e4	1.34e4	12.5	0.0	1.00
3	3 170711G3_4	12.5	3.32	1.47e4	1.47e4	12.5	0.0	1.00
4	4 170711G3_5	12.5	3.32	1.44e4	1.44e4	12.5	0.0	1.00
5	5 170711G3_6	12.5	3.32	1.34e4	1.34e4	12.5	0.0	1.00
6	6 170711G3_7	12.5	3.31	1.30e4	1.30e4	12.5	-0.0	1.00
7	7 170711G3_8	12.5	3.32	1.38e4	1.38e4	12.5	0.0	1.00
8	8 170711G3_9	12.5	3.32	1.20e4	1.20e4	12.5	0.0	1.00

Dataset: U:\G1.PRO\Results\2017\New folder\170711G3-CRV.qld

Last Altered: Wednesday, July 12, 2017 09:08:42 Pacific Daylight Time

Printed: Wednesday, July 12, 2017 09:13:10 Pacific Daylight Time

Compound name: 13C3-PFHxS

Response Factor: 1

RRF SD: 4.19625e-017, Relative SD: 4.19625e-015

Response type: Internal Std (Ref 23), Area * (IS Conc. / IS Area)

Curve type: RF

	# Name	Std. Conc	RT	Resp	IS Resp	Conc.	%Dev.	RRF
1	1 170711G3_2	12.5	3.95	8.05e3	8.05e3	12.5	0.0	1.00
2	2 170711G3_3	12.5	3.95	7.22e3	7.22e3	12.5	-0.0	1.00
3	3 170711G3_4	12.5	3.95	8.19e3	8.19e3	12.5	0.0	1.00
4	4 170711G3_5	12.5	3.95	7.72e3	7.72e3	12.5	0.0	1.00
5	5 170711G3_6	12.5	3.95	7.54e3	7.54e3	12.5	0.0	1.00
6	6 170711G3_7	12.5	3.95	7.11e3	7.11e3	12.5	0.0	1.00
7	7 170711G3_8	12.5	3.95	7.42e3	7.42e3	12.5	0.0	1.00
8	8 170711G3_9	12.5	3.95	6.29e3	6.29e3	12.5	0.0	1.00

Compound name: 13C8-PFOA

Response Factor: 1

RRF SD: 0, Relative SD: 0

Response type: Internal Std (Ref 24), Area * (IS Conc. / IS Area)

Curve type: RF

	# Name	Std. Conc	RT	Resp	IS Resp	Conc.	%Dev.	RRF
1	1 170711G3_2	12.5	4.23	4.49e3	4.49e3	12.5	0.0	1.00
2	2 170711G3_3	12.5	4.23	4.55e3	4.55e3	12.5	0.0	1.00
3	3 170711G3_4	12.5	4.23	5.04e3	5.04e3	12.5	0.0	1.00
4	4 170711G3_5	12.5	4.23	4.57e3	4.57e3	12.5	0.0	1.00
5	5 170711G3_6	12.5	4.23	4.55e3	4.55e3	12.5	0.0	1.00
6	6 170711G3_7	12.5	4.23	4.51e3	4.51e3	12.5	0.0	1.00
7	7 170711G3_8	12.5	4.24	4.57e3	4.57e3	12.5	0.0	1.00
8	8 170711G3_9	12.5	4.23	3.97e3	3.97e3	12.5	0.0	1.00

Dataset: U:\G1.PRO\Results\2017\New folder\170711G3-CRV.qld

Last Altered: Wednesday, July 12, 2017 09:08:42 Pacific Daylight Time

Printed: Wednesday, July 12, 2017 09:13:10 Pacific Daylight Time

Compound name: 13C9-PFNA

Response Factor: 1

RRF SD: 0, Relative SD: 0

Response type: Internal Std (Ref 25), Area * (IS Conc. / IS Area)

Curve type: RF

#	Name	Std. Conc	RT	Resp	IS Resp	Conc.	%Dev	RRF
1	1 170711G3_2	12.5	4.57	5.57e3	5.57e3	12.5	0.0	1.00
2	2 170711G3_3	12.5	4.57	5.04e3	5.04e3	12.5	0.0	1.00
3	3 170711G3_4	12.5	4.57	5.90e3	5.90e3	12.5	0.0	1.00
4	4 170711G3_5	12.5	4.57	5.17e3	5.17e3	12.5	0.0	1.00
5	5 170711G3_6	12.5	4.57	5.05e3	5.05e3	12.5	0.0	1.00
6	6 170711G3_7	12.5	4.57	5.41e3	5.41e3	12.5	0.0	1.00
7	7 170711G3_8	12.5	4.57	5.75e3	5.75e3	12.5	0.0	1.00
8	8 170711G3_9	12.5	4.57	5.62e3	5.62e3	12.5	0.0	1.00

Compound name: 13C4-PFOS

Response Factor: 1

RRF SD: 0, Relative SD: 0

Response type: Internal Std (Ref 26), Area * (IS Conc. / IS Area)

Curve type: RF

#	Name	Std. Conc	RT	Resp	IS Resp	Conc.	%Dev	RRF
1	1 170711G3_2	12.5	4.63	5.27e3	5.27e3	12.5	0.0	1.00
2	2 170711G3_3	12.5	4.63	4.57e3	4.57e3	12.5	0.0	1.00
3	3 170711G3_4	12.5	4.63	5.74e3	5.74e3	12.5	0.0	1.00
4	4 170711G3_5	12.5	4.63	5.02e3	5.02e3	12.5	0.0	1.00
5	5 170711G3_6	12.5	4.63	4.77e3	4.77e3	12.5	0.0	1.00
6	6 170711G3_7	12.5	4.63	4.31e3	4.31e3	12.5	0.0	1.00
7	7 170711G3_8	12.5	4.63	5.31e3	5.31e3	12.5	0.0	1.00
8	8 170711G3_9	12.5	4.63	5.09e3	5.09e3	12.5	0.0	1.00

Dataset: U:\G1.PRO\Results\2017\New folder\170711G3-CRV.qld

Last Altered: Wednesday, July 12, 2017 09:08:42 Pacific Daylight Time
Printed: Wednesday, July 12, 2017 09:13:10 Pacific Daylight Time

Compound name: 13C6-PFDA

Response Factor: 1

RRF SD: 8.3925e-017, Relative SD: 8.3925e-015

Response type: Internal Std (Ref 27), Area * (IS Conc. / IS Area)

Curve type: RF

#	Name	Std. Conc	RT	Resp	IS Resp	Conc.	%Dev	RRF
1	1 170711G3_2	12.5	4.86	4.50e3	4.50e3	12.5	0.0	1.00
2	2 170711G3_3	12.5	4.85	4.25e3	4.25e3	12.5	0.0	1.00
3	3 170711G3_4	12.5	4.85	5.46e3	5.46e3	12.5	0.0	1.00
4	4 170711G3_5	12.5	4.85	4.98e3	4.98e3	12.5	0.0	1.00
5	5 170711G3_6	12.5	4.85	4.69e3	4.69e3	12.5	0.0	1.00
6	6 170711G3_7	12.5	4.85	4.37e3	4.37e3	12.5	0.0	1.00
7	7 170711G3_8	12.5	4.86	5.34e3	5.34e3	12.5	0.0	1.00
8	8 170711G3_9	12.5	4.85	5.09e3	5.09e3	12.5	0.0	1.00

Dataset: Untitled

Last Altered: Wednesday, July 12, 2017 09:21:06 Pacific Daylight Time

Printed: Wednesday, July 12, 2017 09:21:36 Pacific Daylight Time

Method: U:\G1.pro\MethDB\PFAS_14or16_2trans_0630.mdb 10 Jul 2017 16:23:41

Calibration: U:\G1.pro\CurveDB\C18_VAL-PFC_Q1_7-11-17_L16_2Trans_NEW.cdb 12 Jul 2017 09:08:42

Compound name: PFOS

	Name	ID	Acq.Date	Acq.Time
1	170711G3_1	IPA	11-Jul-17	17:16:59
2	170711G3_2	ST170711G3-1 PFC CS-2 17G1111	11-Jul-17	17:29:23
3	170711G3_3	ST170711G3-2 PFC CS-1 17G1112	11-Jul-17	17:41:54
4	170711G3_4	ST170711G3-3 PFC CS0 17G1113	11-Jul-17	17:54:28
5	170711G3_5	ST170711G3-4 PFC CS1 17G1114	11-Jul-17	18:07:01
6	170711G3_6	ST170711G3-5 PFC CS2 17G1115	11-Jul-17	18:19:36
7	170711G3_7	ST170711G3-6 PFC CS3 17G1116	11-Jul-17	18:32:12
8	170711G3_8	ST170711G3-7 PFC CS4 17G1117	11-Jul-17	18:44:45
9	170711G3_9	ST170711G3-8 PFC CS5 17G1118	11-Jul-17	18:57:37
10	170711G3_10	IPA	11-Jul-17	19:10:03
11	170711G3_11	SS170711G3-1 PFC SSS 17G1119	11-Jul-17	19:22:36
12	170711G3_12	IPA	11-Jul-17	19:35:06
13	170711G3_13	B7G0031-BS1 OPR 0.125	11-Jul-17	19:47:42
14	170711G3_14	IPA	11-Jul-17	20:00:12
15	170711G3_15	B7G0031-BLK1 Method Blank 0.125	11-Jul-17	20:12:48
16	170711G3_16	1700830-07 MW-6-063017-25 0.12093	11-Jul-17	20:25:18
17	170711G3_17	B7G0031-MS1 Matrix Spike 0.12062	11-Jul-17	20:38:06
18	170711G3_18	B7G0031-MSD1 Matrix Spike Dup 0.12141	11-Jul-17	20:50:26
19	170711G3_19	1700830-11 BARNS-04-GW-TW02-062817-30...	11-Jul-17	21:02:59
20	170711G3_20	1700831-02 BARNS-06-GW-TW01-062817-3...	11-Jul-17	21:15:33
21	170711G3_21	1700831-07 BARNS-01-GW-TW03-062917-3...	11-Jul-17	21:28:06
22	170711G3_22	1700831-12 BARNS-06-GW-TW01-062817-D...	11-Jul-17	21:40:34
23	170711G3_23	1700832-04 BARNS-07-GW-TW05-062917-4...	11-Jul-17	21:53:09
24	170711G3_24	1700832-07 BARNS-EB-03-063017 0.12216	11-Jul-17	22:05:41
25	170711G3_25	1700832-08 BARNS-EB-04-063017 0.12295	11-Jul-17	22:19:37
26	170711G3_26	1700832-09 BARNS-EB-05-063017 0.1174	11-Jul-17	22:31:51
27	170711G3_27	1700832-10 BARNS-08-GW-TW04-063017-3...	11-Jul-17	22:44:20
28	170711G3_28	IPA	11-Jul-17	22:56:54
29	170711G3_29	ST170711G3-9 PFC CS3 17G1116	11-Jul-17	23:09:26
30	170711G3_30	IPA	11-Jul-17	23:21:56

Dataset: U:\G1.PRO\Results\2017\New folder\170711G3-CRV.qld

Last Altered: Wednesday, July 12, 2017 09:08:42 Pacific Daylight Time

Printed: Wednesday, July 12, 2017 09:13:41 Pacific Daylight Time

Method: U:\G1.pro\MethDB\PFAS_14or16_2trans_0630.mdb 10 Jul 2017 16:23:41

Calibration: U:\G1.PRO\CurveDB\C18_VAL-PFC_Q1_7-11-17_L16_2Trans_NEW.cdb 12 Jul 2017 09:08:42

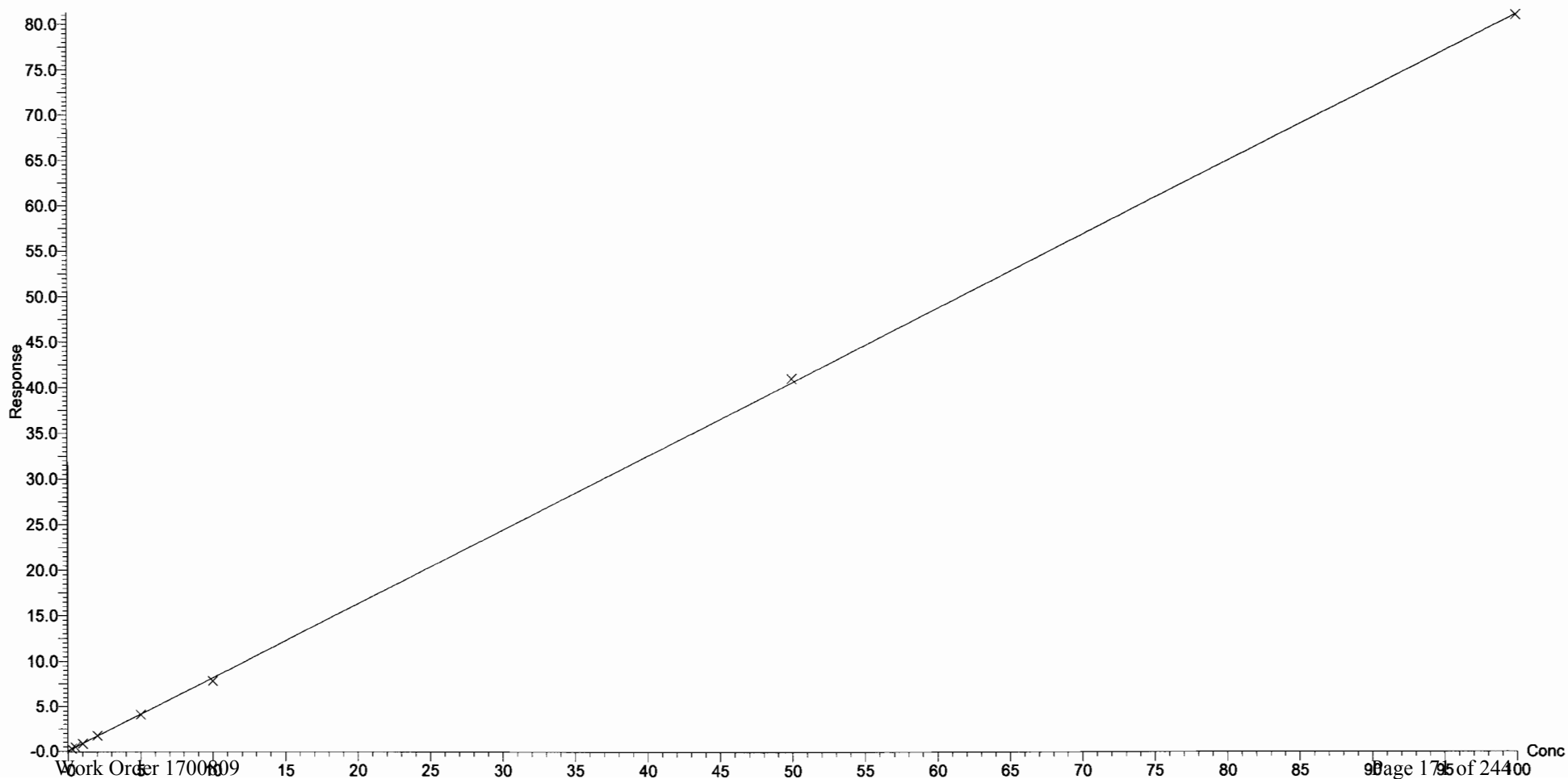
Compound name: PFBA

Correlation coefficient: $r = 0.999903$, $r^2 = 0.999805$

Calibration curve: $0.812368 * x + 0.0615352$

Response type: Internal Std (Ref 11), Area * (IS Conc. / IS Area)

Curve type: Linear, Origin: Exclude, Weighting: 1/x, Axis trans: None



Dataset: U:\G1.PRO\Results\2017\New folder\170711G3-CRV.qld

Last Altered: Wednesday, July 12, 2017 09:08:42 Pacific Daylight Time

Printed: Wednesday, July 12, 2017 09:13:41 Pacific Daylight Time

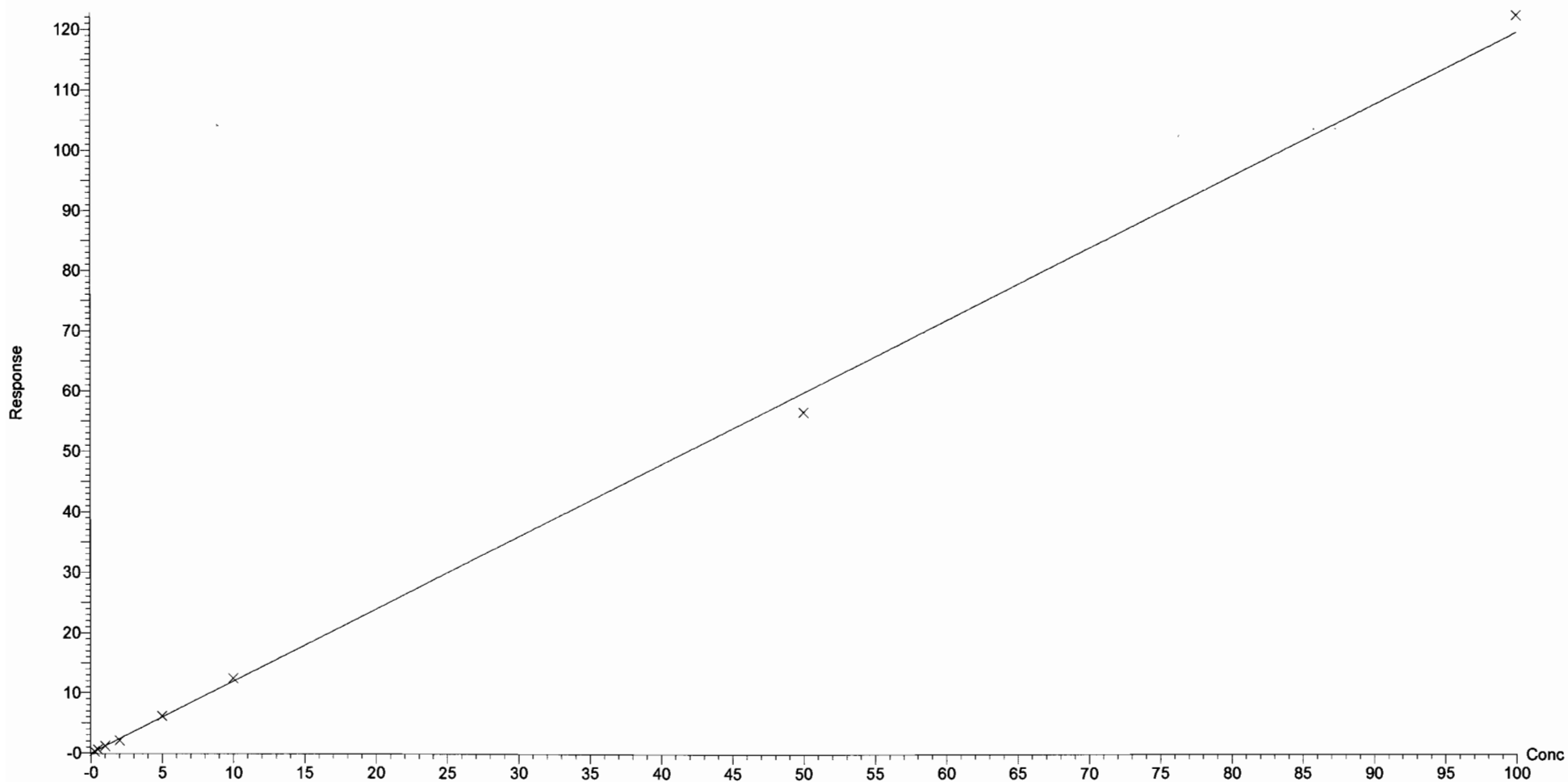
Compound name: PFPeA

Correlation coefficient: $r = 0.999205$, $r^2 = 0.998411$

Calibration curve: $1.19919 * x + -0.0457496$

Response type: Internal Std (Ref 13), Area * (IS Conc. / IS Area)

Curve type: Linear, Origin: Exclude, Weighting: 1/x, Axis trans: None



Dataset: U:\G1.PRO\Results\2017\New folder\170711G3-CRV.qld

Last Altered: Wednesday, July 12, 2017 09:08:42 Pacific Daylight Time

Printed: Wednesday, July 12, 2017 09:13:41 Pacific Daylight Time

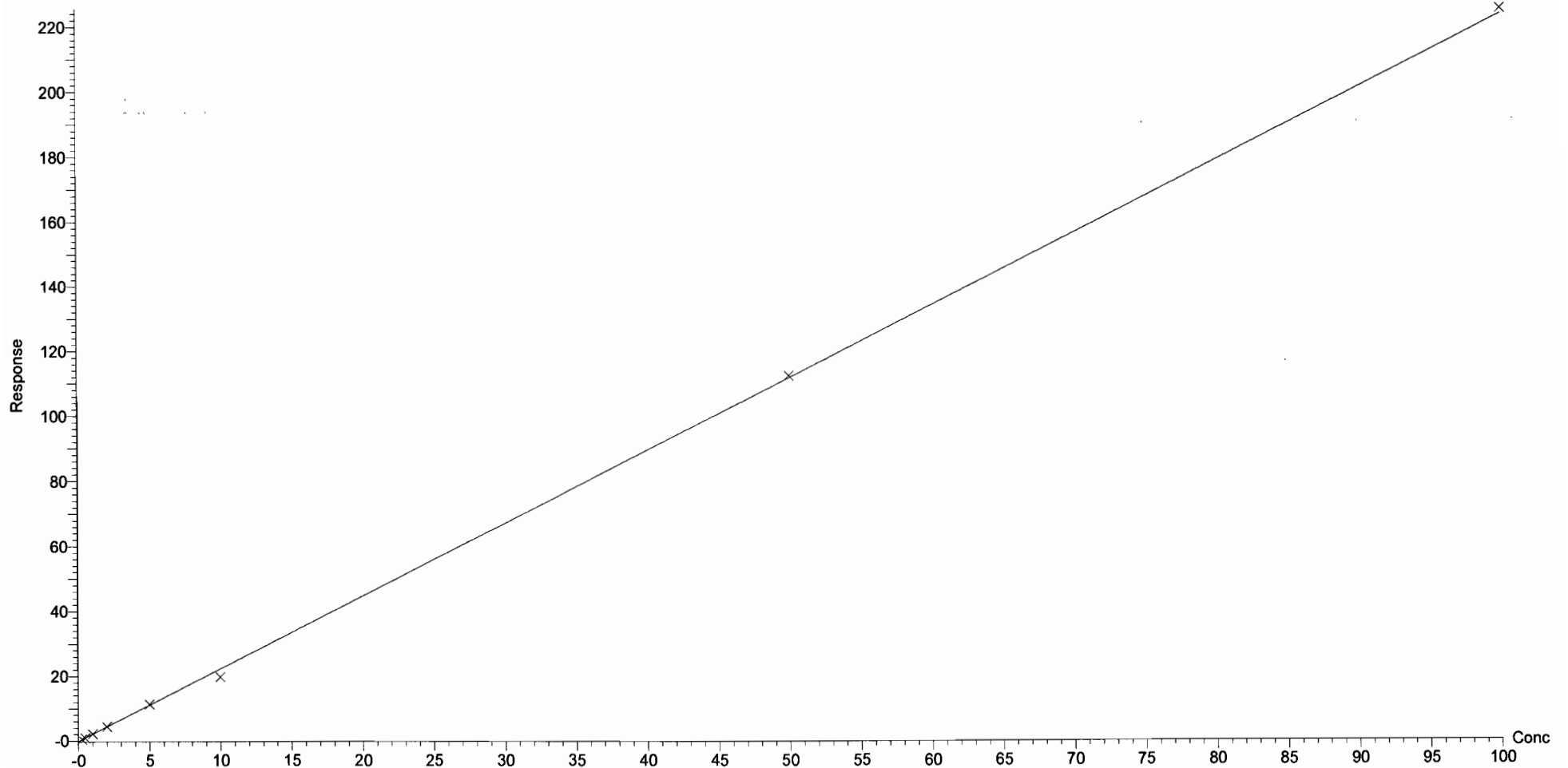
Compound name: PFBS

Correlation coefficient: $r = 0.999521$, $r^2 = 0.999042$

Calibration curve: $2.23981 * x + -0.119881$

Response type: Internal Std (Ref 12), Area * (IS Conc. / IS Area)

Curve type: Linear, Origin: Exclude, Weighting: 1/x, Axis trans: None



Dataset: U:\G1.PRO\Results\2017\New folder\170711G3-CRV.qld

Last Altered: Wednesday, July 12, 2017 09:08:42 Pacific Daylight Time

Printed: Wednesday, July 12, 2017 09:13:41 Pacific Daylight Time

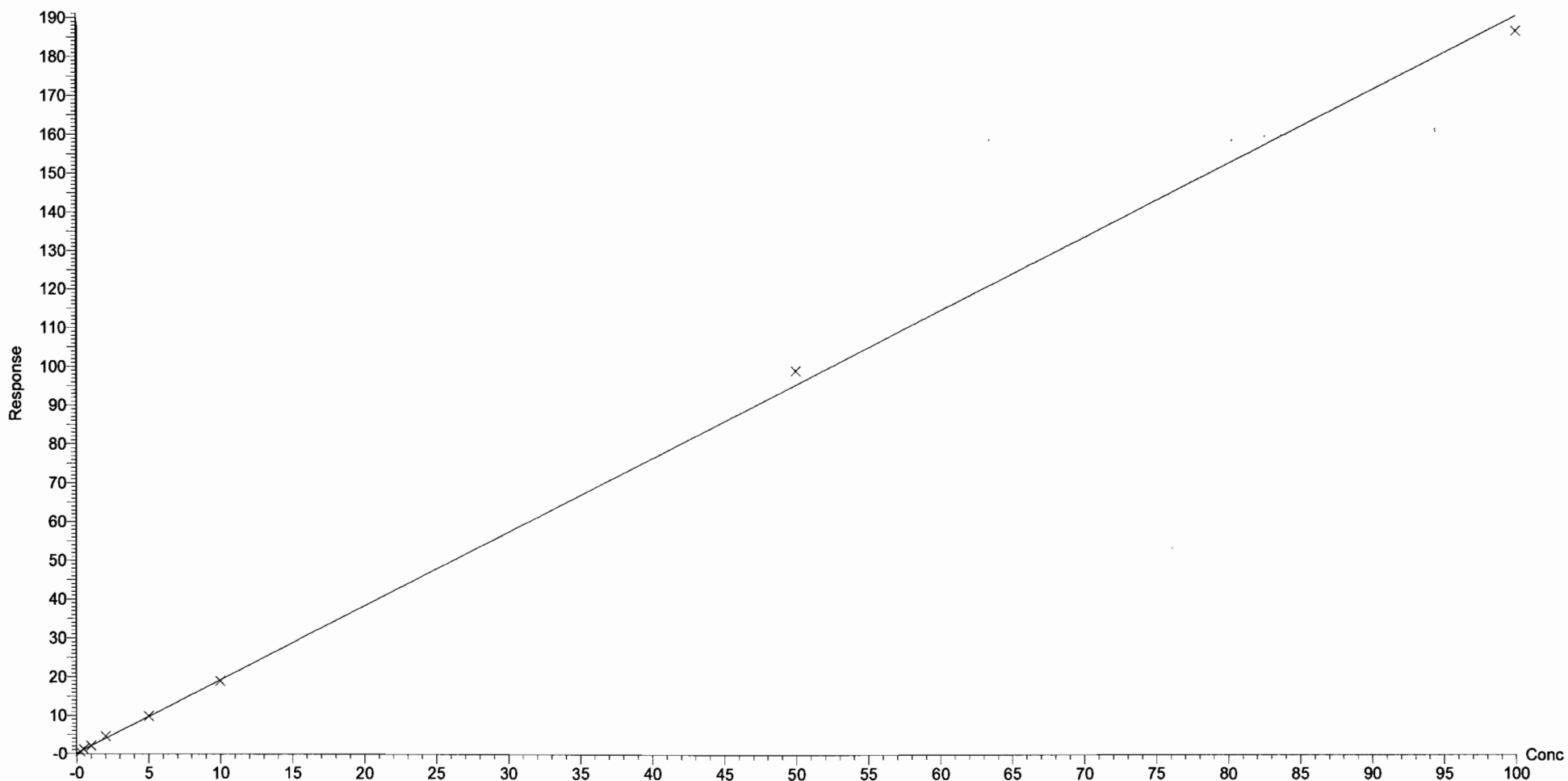
Compound name: PFHxA

Correlation coefficient: $r = 0.999444$, $r^2 = 0.998888$

Calibration curve: $1.90952 * x + 0.14452$

Response type: Internal Std (Ref 14), Area * (IS Conc. / IS Area)

Curve type: Linear, Origin: Exclude, Weighting: 1/x, Axis trans: None

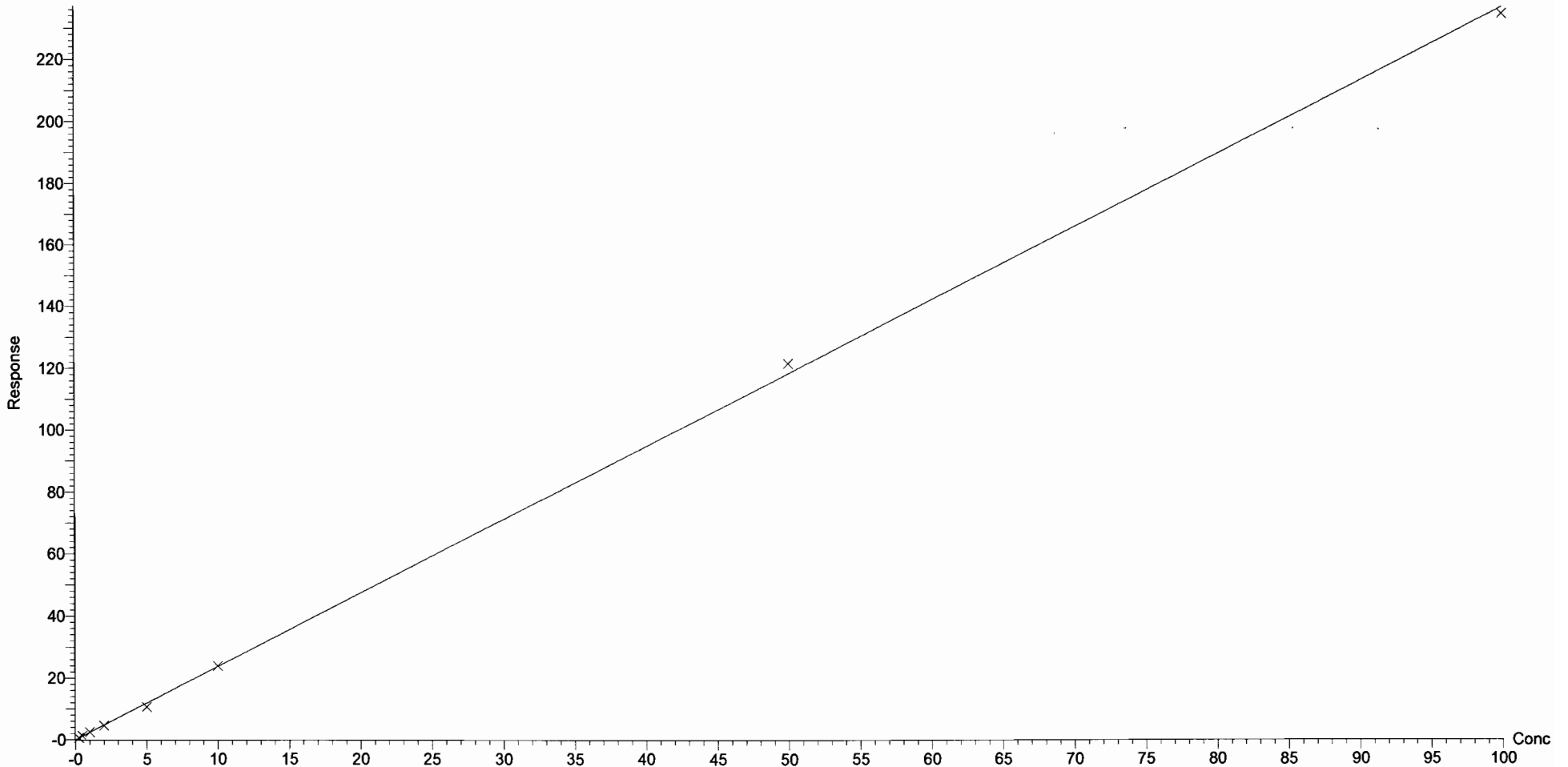


Dataset: U:\G1.PRO\Results\2017\New folder\170711G3-CRV.qld

Last Altered: Wednesday, July 12, 2017 09:08:42 Pacific Daylight Time

Printed: Wednesday, July 12, 2017 09:13:41 Pacific Daylight Time

Compound name: PFHpA
Correlation coefficient: $r = 0.999678$, $r^2 = 0.999357$
Calibration curve: $2.37086 * x + 0.00117983$
Response type: Internal Std (Ref 15), Area * (IS Conc. / IS Area)
Curve type: Linear, Origin: Exclude, Weighting: 1/x, Axis trans: None



Dataset: U:\G1.PRO\Results\2017\New folder\170711G3-CRV.qld

Last Altered: Wednesday, July 12, 2017 09:08:42 Pacific Daylight Time

Printed: Wednesday, July 12, 2017 09:13:41 Pacific Daylight Time

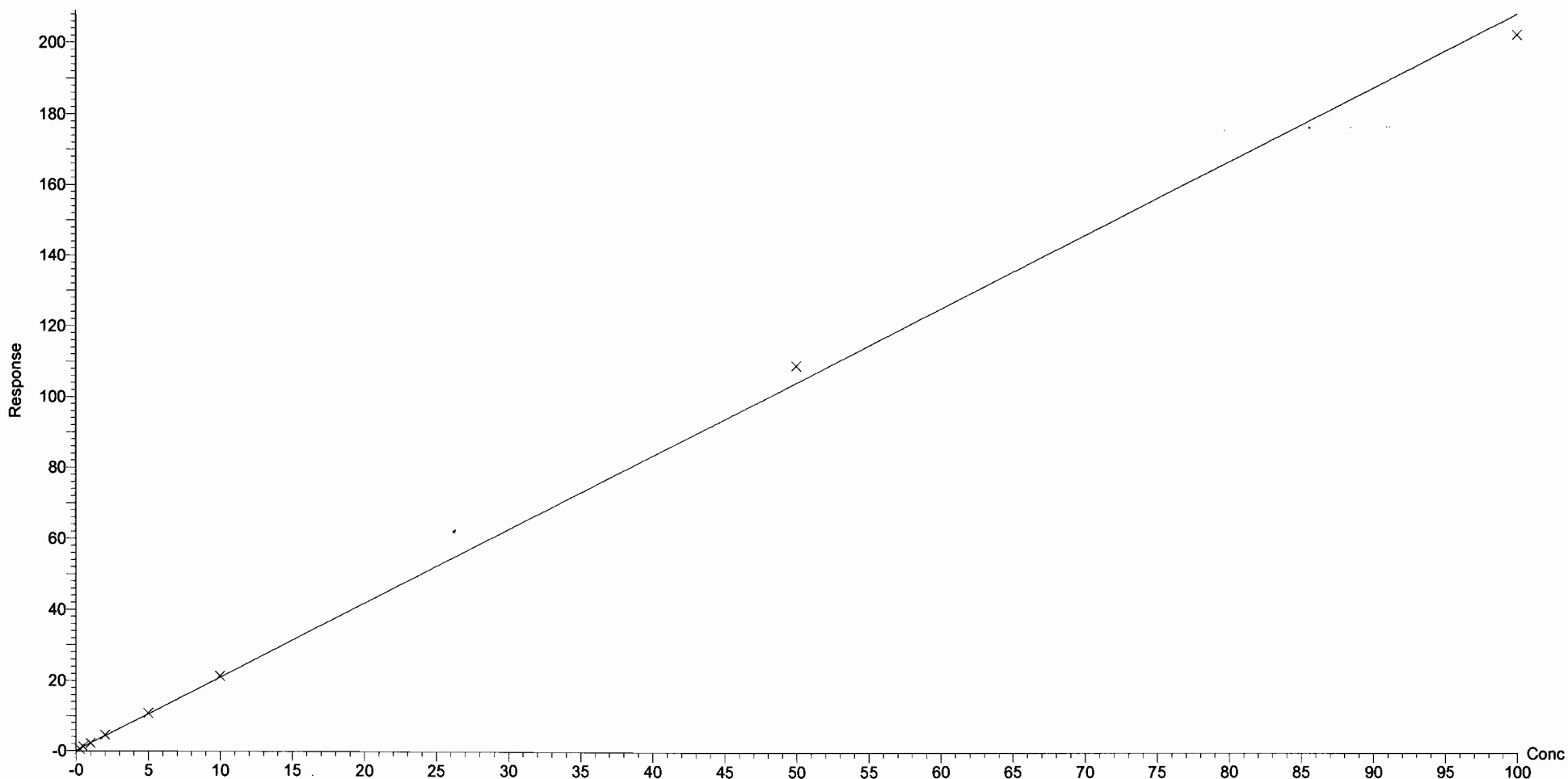
Compound name: PFHxS

Correlation coefficient: $r = 0.999359$, $r^2 = 0.998718$

Calibration curve: $2.089 * x + 0.0768621$

Response type: Internal Std (Ref 16), Area * (IS Conc. / IS Area)

Curve type: Linear, Origin: Exclude, Weighting: 1/x, Axis trans: None

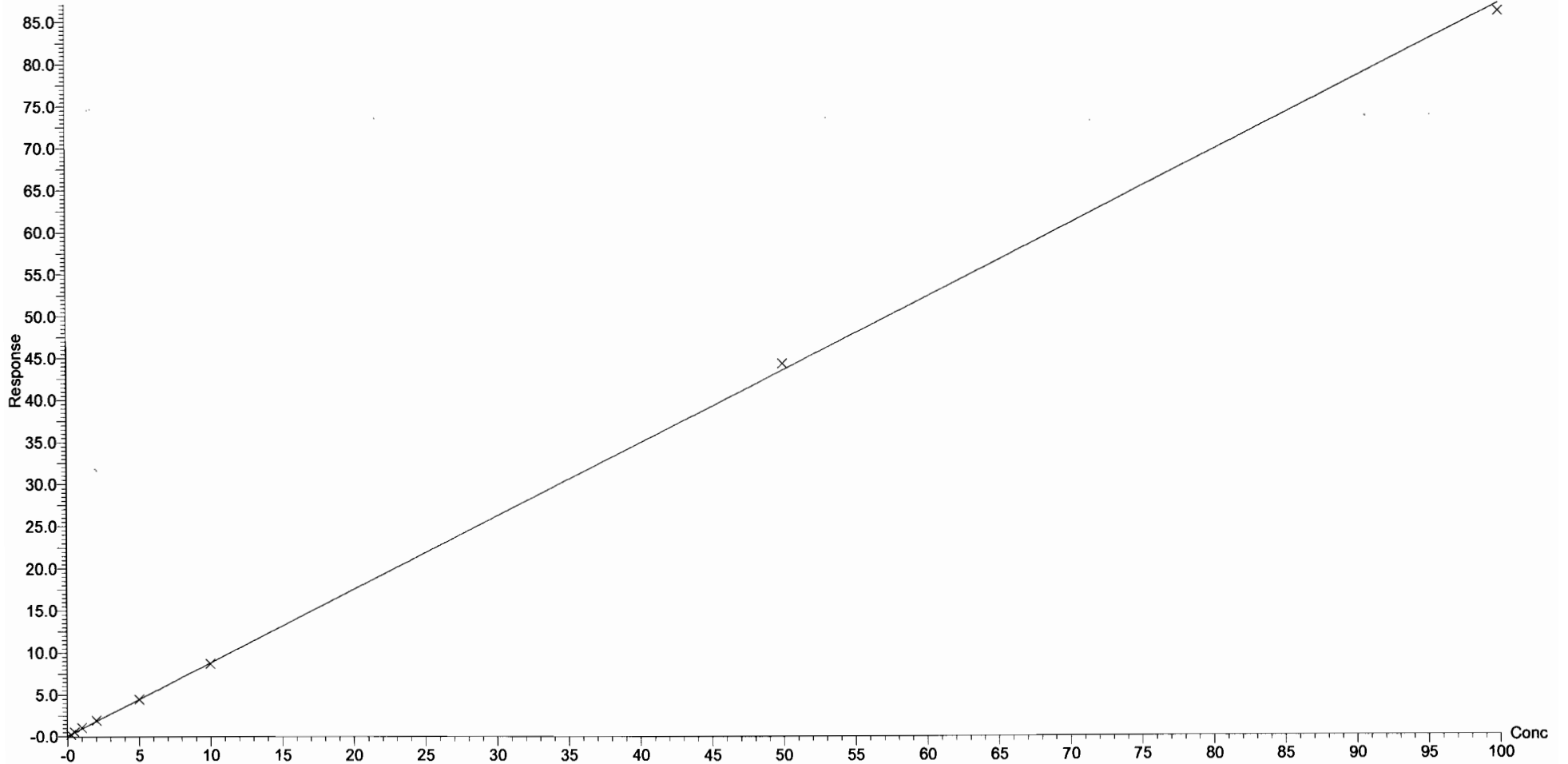


Dataset: U:\G1.PRO\Results\2017\New folder\170711G3-CRV.qld

Last Altered: Wednesday, July 12, 2017 09:08:42 Pacific Daylight Time

Printed: Wednesday, July 12, 2017 09:13:41 Pacific Daylight Time

Compound name: PFOA
Correlation coefficient: $r = 0.999784$, $r^2 = 0.999567$
Calibration curve: $0.87047 * x + 0.0781634$
Response type: Internal Std (Ref 17), Area * (IS Conc. / IS Area)
Curve type: Linear, Origin: Exclude, Weighting: 1/x, Axis trans: None



Dataset: U:\G1.PRO\Results\2017\New folder\170711G3-CRV.qld

Last Altered: Wednesday, July 12, 2017 09:08:42 Pacific Daylight Time

Printed: Wednesday, July 12, 2017 09:13:41 Pacific Daylight Time

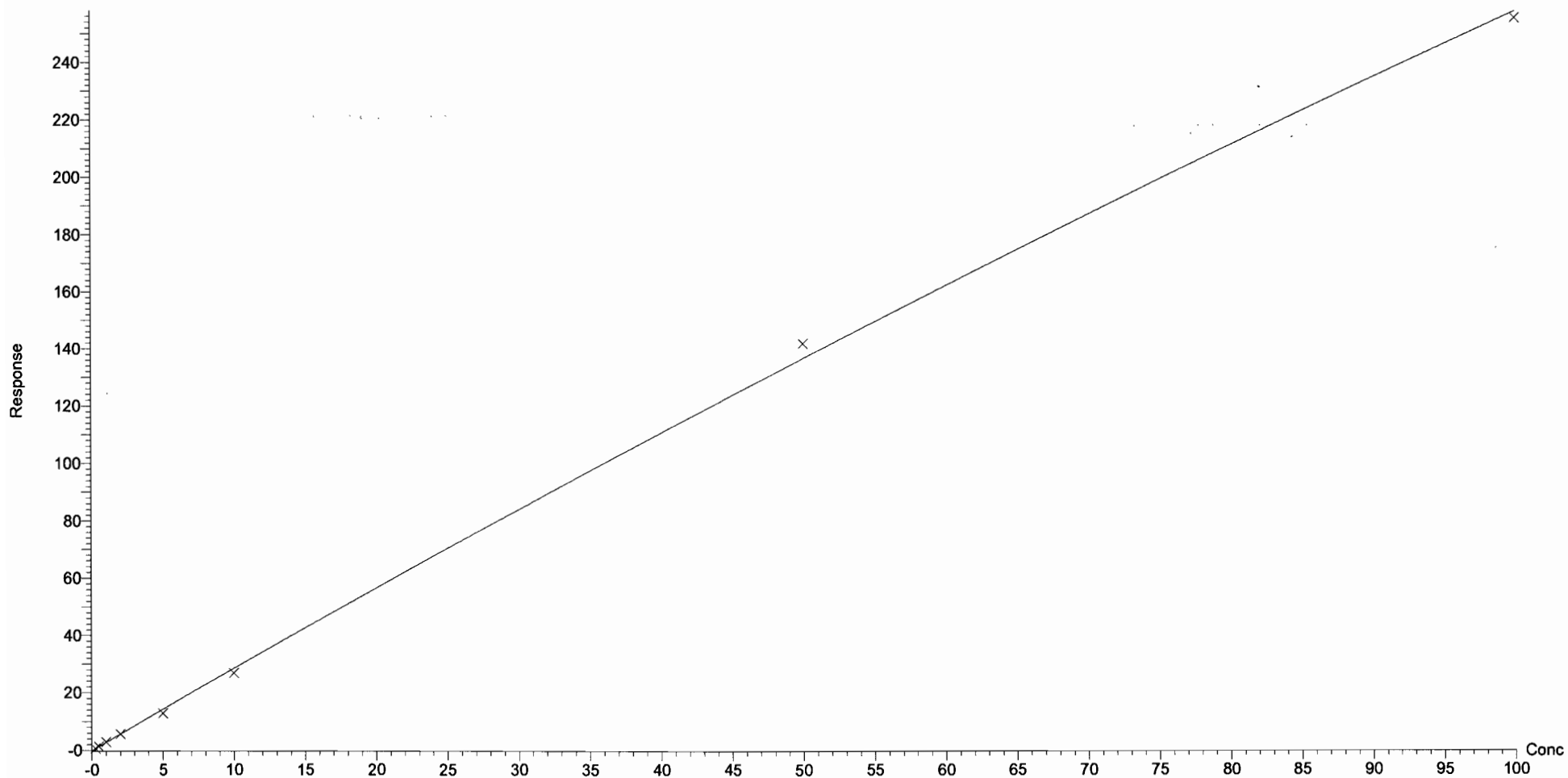
Compound name: PFNA

Coefficient of Determination: $R^2 = 0.998825$

Calibration curve: $-0.00319585 * x^2 + 2.90085 * x + -0.200852$

Response type: Internal Std (Ref 18), Area * (IS Conc. / IS Area)

Curve type: 2nd Order, Origin: Exclude, Weighting: 1/x, Axis trans: None



Dataset: U:\G1.PRO\Results\2017\New folder\170711G3-CRV.qld

Last Altered: Wednesday, July 12, 2017 09:08:42 Pacific Daylight Time

Printed: Wednesday, July 12, 2017 09:13:41 Pacific Daylight Time

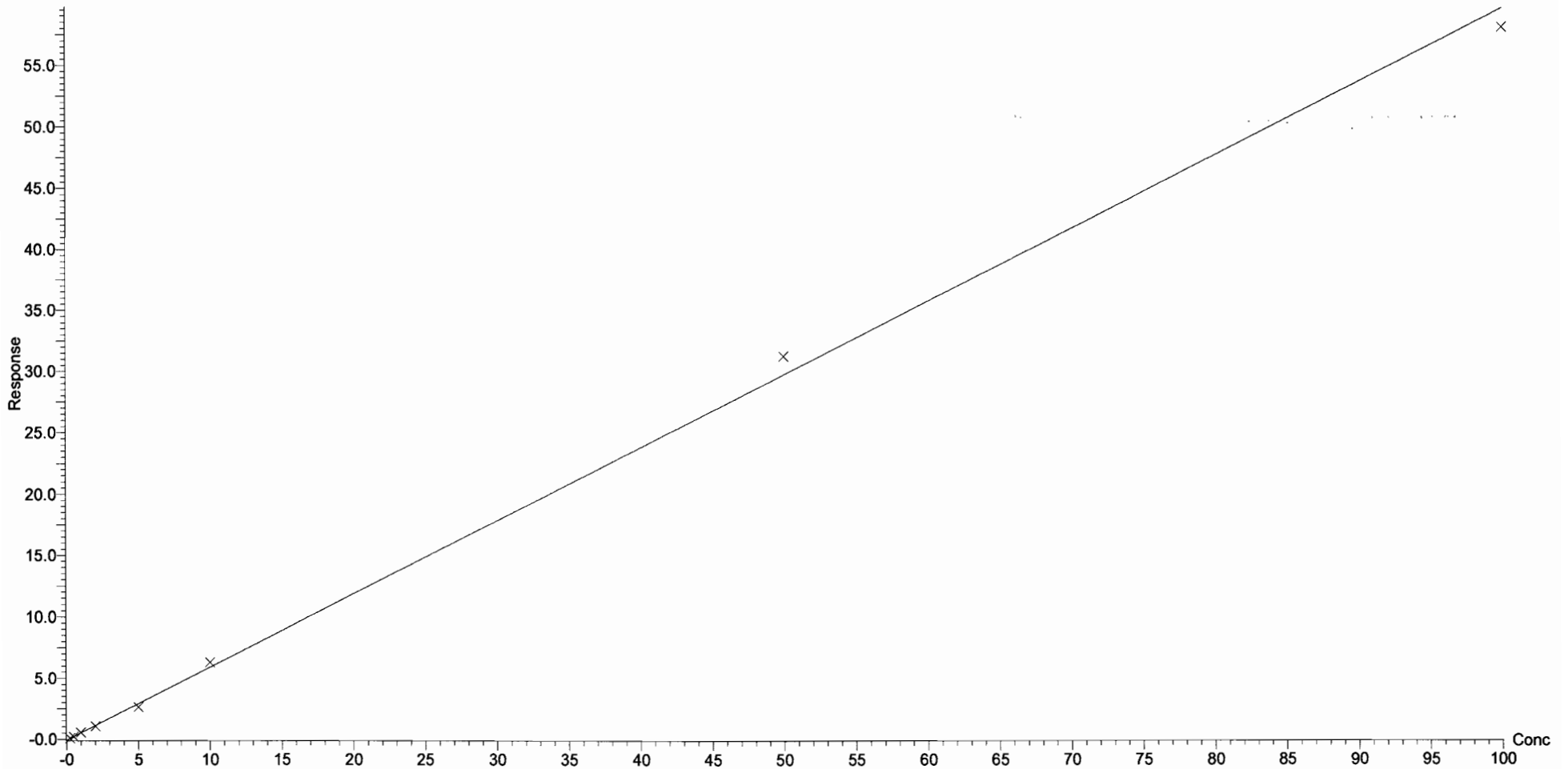
Compound name: PFOS

Correlation coefficient: $r = 0.999086$, $r^2 = 0.998172$

Calibration curve: $0.598169 * x + -0.0823444$

Response type: Internal Std (Ref 20), Area * (IS Conc. / IS Area)

Curve type: Linear, Origin: Exclude, Weighting: 1/x, Axis trans: None



Dataset: U:\G1.PRO\Results\2017\New folder\170711G3-CRV.qld

Last Altered: Wednesday, July 12, 2017 09:08:42 Pacific Daylight Time

Printed: Wednesday, July 12, 2017 09:13:41 Pacific Daylight Time

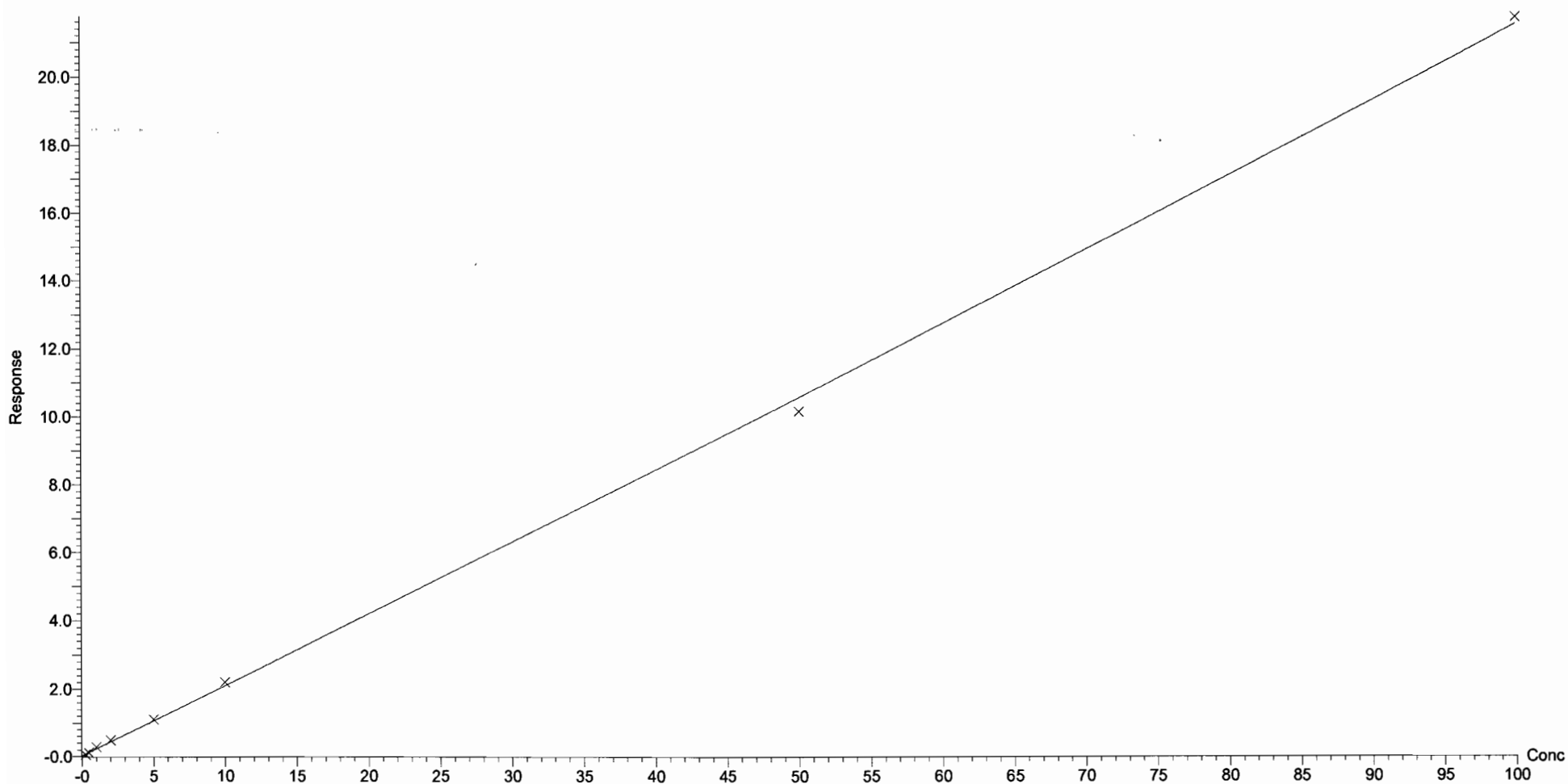
Compound name: PFDA

Coefficient of Determination: $R^2 = 0.998620$

Calibration curve: $8.29904e-005 * x^2 + 0.207158 * x + 0.0227635$

Response type: Internal Std (Ref 19), Area * (IS Conc. / IS Area)

Curve type: 2nd Order, Origin: Exclude, Weighting: 1/x, Axis trans: None



Dataset: U:\G1.PRO\Results\2017\New folder\170711G3-CRV.qld

Last Altered: Wednesday, July 12, 2017 09:08:42 Pacific Daylight Time

Printed: Wednesday, July 12, 2017 09:17:35 Pacific Daylight Time

Method: U:\G1.pro\MethDB\PFAS_14or16_2trans_0630.mdb 10 Jul 2017 16:23:41

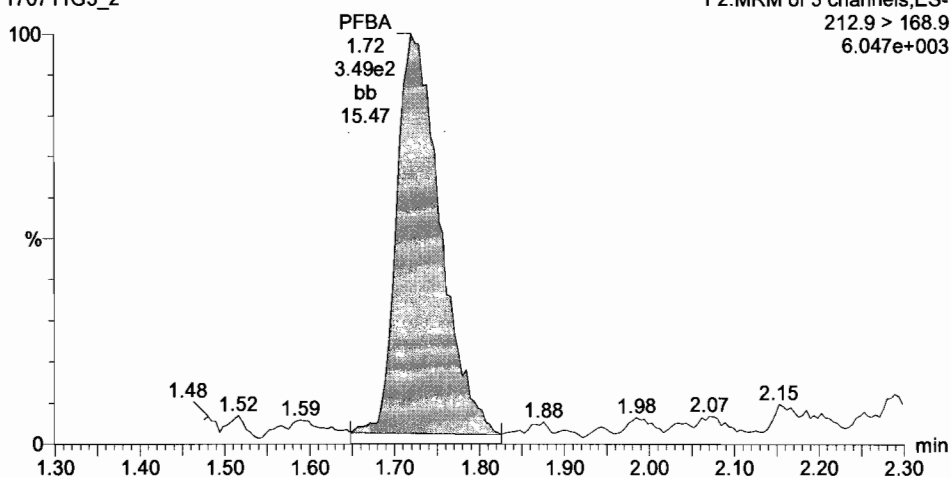
Calibration: U:\G1.PRO\CurveDB\C18_VAL-PFC_Q1_7-11-17_L16_2Trans_NEW.cdb 12 Jul 2017 09:08:42

ID: ST170711G3-1 PFC CS-2 17G1111, Description: PFC CS-2 17G1111, Name: 170711G3_2, Date: 11-Jul-2017, Time: 17:29:23, Instrument: , Lab: , User:

PFBA

170711G3_2

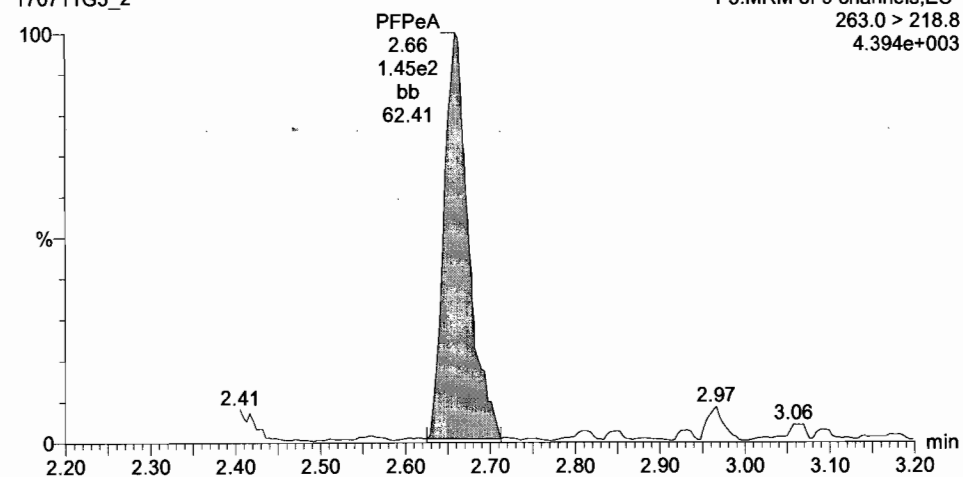
F2:MRM of 3 channels,ES-
212.9 > 168.9
6.047e+003



PFPeA

170711G3_2

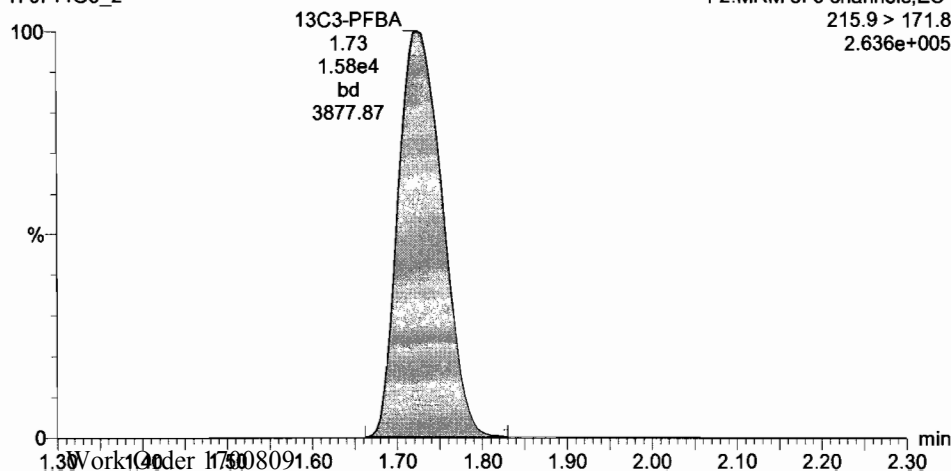
F3:MRM of 9 channels,ES-
263.0 > 218.8
4.394e+003



13C3-PFBA

170711G3_2

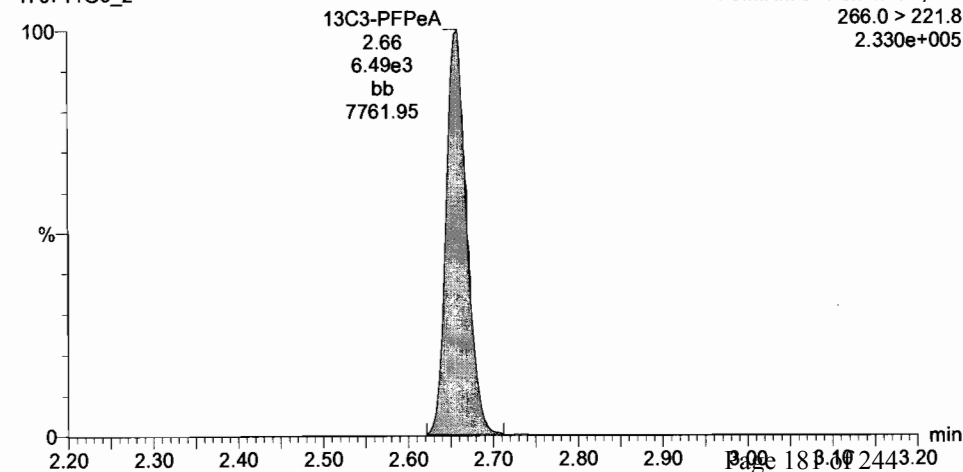
F2:MRM of 3 channels,ES-
215.9 > 171.8
2.636e+005



13C3-PFPeA

170711G3_2

F3:MRM of 9 channels,ES-
266.0 > 221.8
2.330e+005



Dataset: U:\G1.PRO\Results\2017\New folder\170711G3-CRV.qld

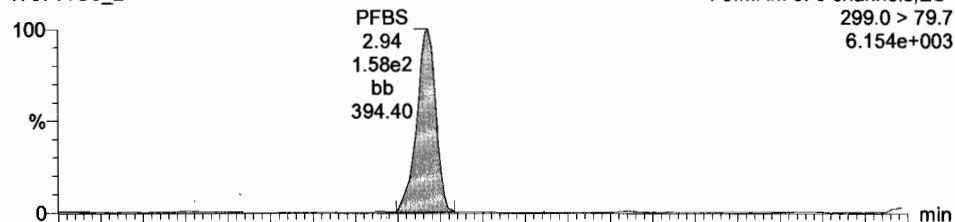
Last Altered: Wednesday, July 12, 2017 09:08:42 Pacific Daylight Time

Printed: Wednesday, July 12, 2017 09:17:35 Pacific Daylight Time

ID: ST170711G3-1 PFC CS-2 17G1111, Description: PFC CS-2 17G1111, Name: 170711G3_2, Date: 11-Jul-2017, Time: 17:29:23, Instrument: , Lab: , User:

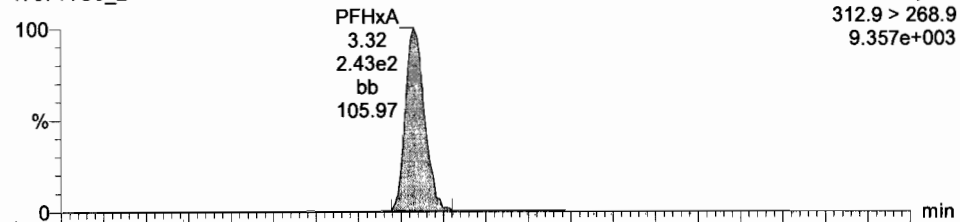
Total PFBS

170711G3_2

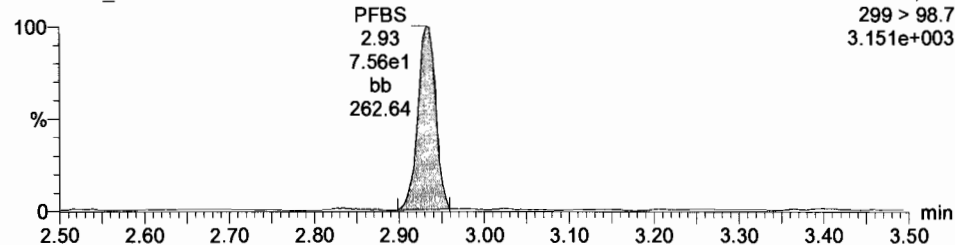


PFHxA

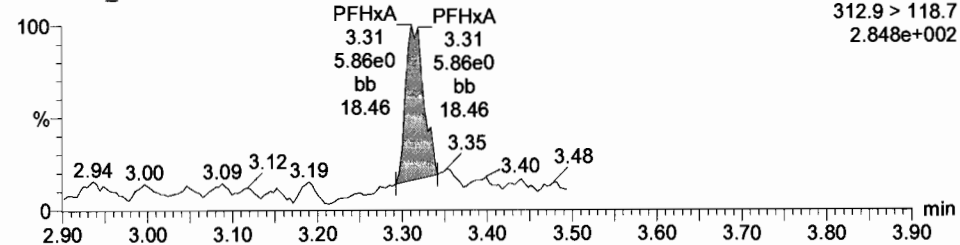
170711G3_2



170711G3_2

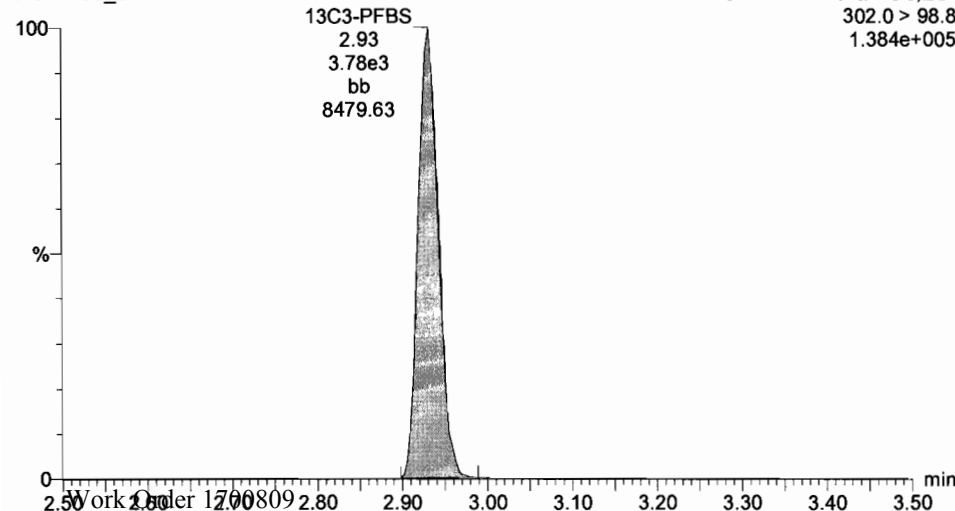


170711G3_2



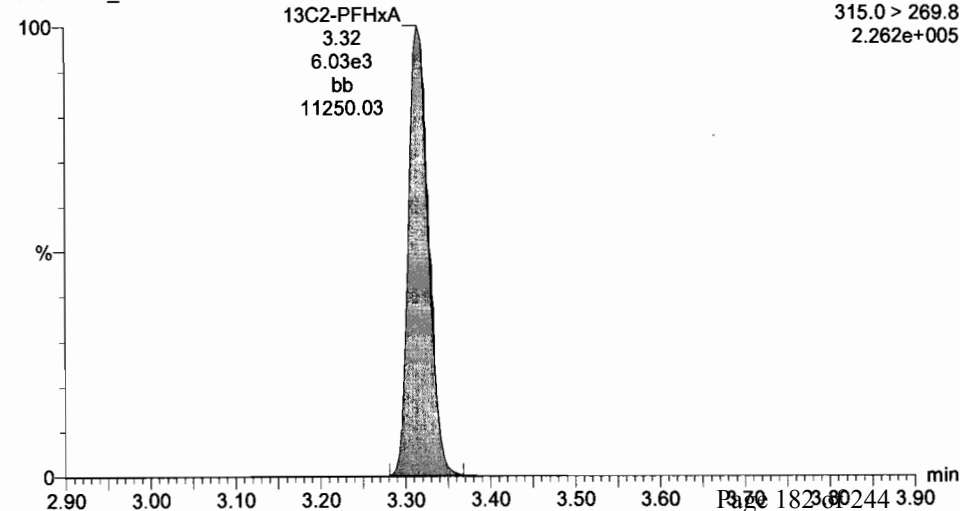
13C3-PFBS

170711G3_2



13C2-PFHxA

170711G3_2



Dataset: U:\G1.PRO\Results\2017\New folder\170711G3-CRV.qld

Last Altered: Wednesday, July 12, 2017 09:08:42 Pacific Daylight Time

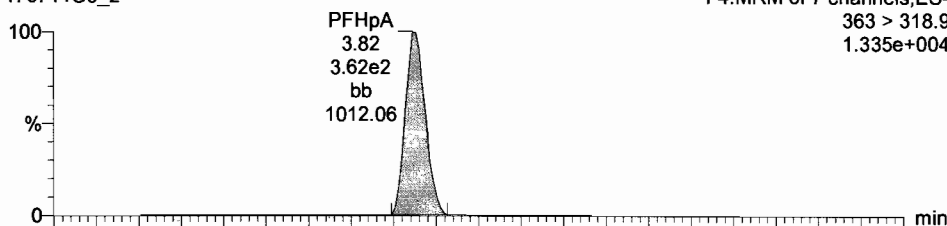
Printed: Wednesday, July 12, 2017 09:17:35 Pacific Daylight Time

ID: ST170711G3-1 PFC CS-2 17G1111, Description: PFC CS-2 17G1111, Name: 170711G3_2, Date: 11-Jul-2017, Time: 17:29:23, Instrument: , Lab: , User:

PFHpA

170711G3_2

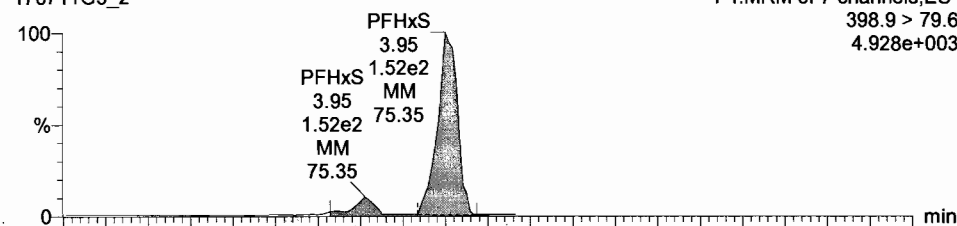
F4:MRM of 7 channels,ES-
363 > 318.9
1.335e+004



Total PFHxS

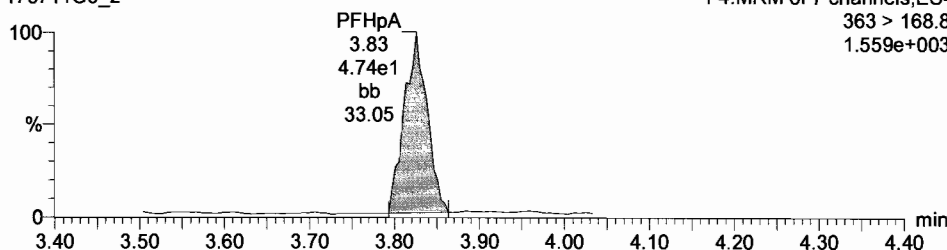
170711G3_2

F4:MRM of 7 channels,ES-
398.9 > 79.6
4.928e+003



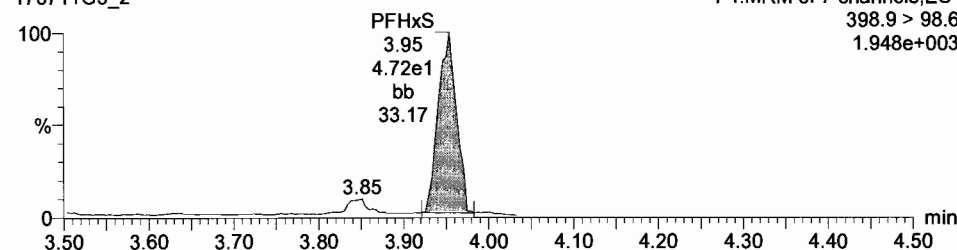
170711G3_2

F4:MRM of 7 channels,ES-
363 > 168.8
1.559e+003



170711G3_2

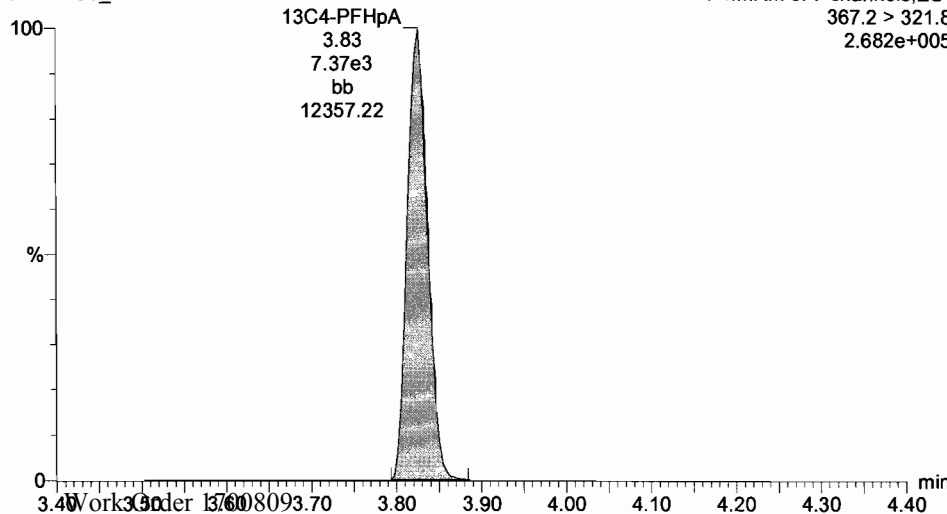
F4:MRM of 7 channels,ES-
398.9 > 98.6
1.948e+003



13C4-PFHpA

170711G3_2

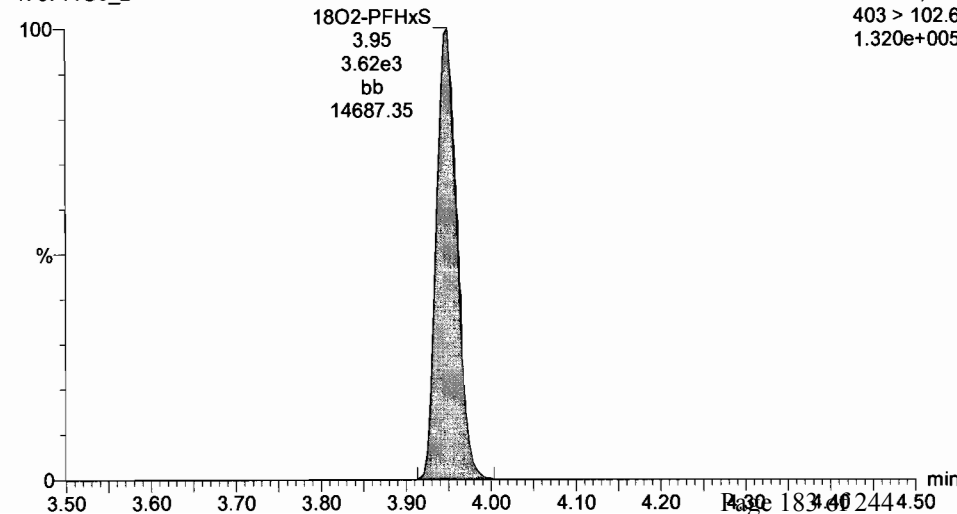
F4:MRM of 7 channels,ES-
367.2 > 321.8
2.682e+005



18O2-PFHxS

170711G3_2

F4:MRM of 7 channels,ES-
403 > 102.6
1.320e+005



Dataset: U:\G1.PRO\Results\2017\New folder\170711G3-CRV.qld

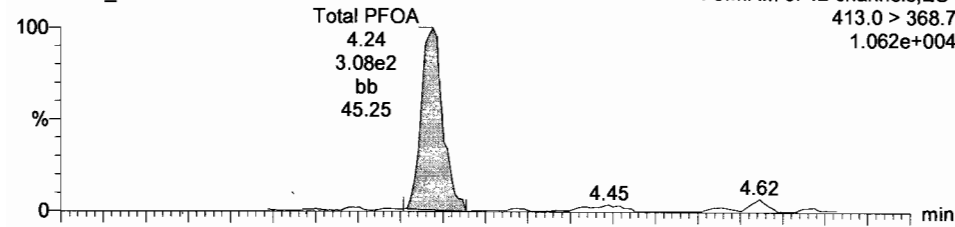
Last Altered: Wednesday, July 12, 2017 09:08:42 Pacific Daylight Time

Printed: Wednesday, July 12, 2017 09:17:35 Pacific Daylight Time

ID: ST170711G3-1 PFC CS-2 17G1111, Description: PFC CS-2 17G1111, Name: 170711G3_2, Date: 11-Jul-2017, Time: 17:29:23, Instrument: , Lab: , User:

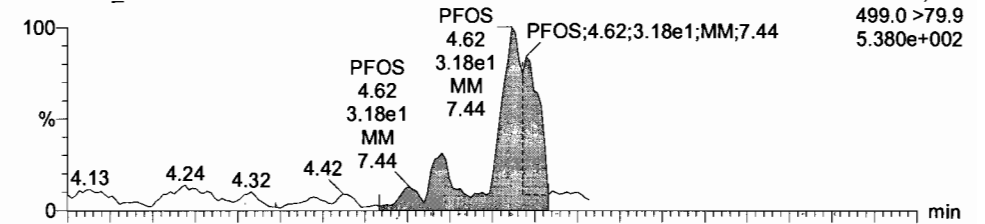
Total PFOA

170711G3_2

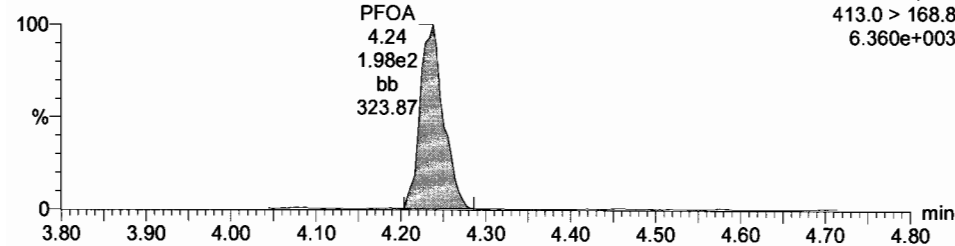


Total PFOS

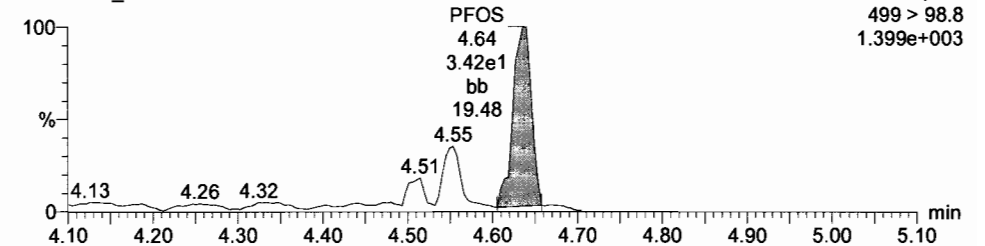
170711G3_2



170711G3_2

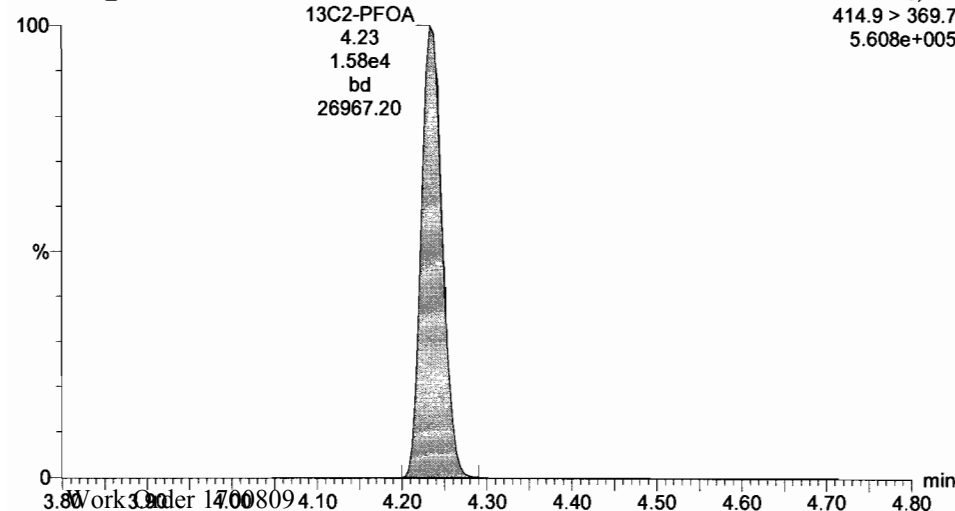


170711G3_2



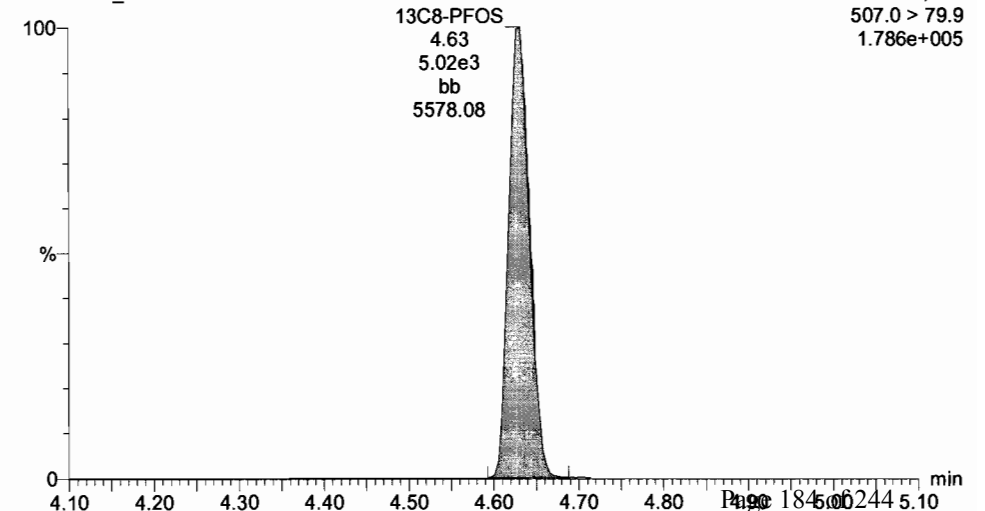
13C2-PFOA

170711G3_2



13C8-PFOS

170711G3_2



Dataset: U:\G1.PRO\Results\2017\New folder\170711G3-CRV.qld

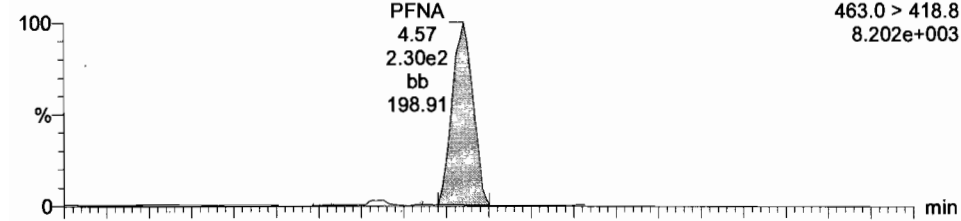
Last Altered: Wednesday, July 12, 2017 09:08:42 Pacific Daylight Time

Printed: Wednesday, July 12, 2017 09:17:35 Pacific Daylight Time

ID: ST170711G3-1 PFC CS-2 17G1111, Description: PFC CS-2 17G1111, Name: 170711G3_2, Date: 11-Jul-2017, Time: 17:29:23, Instrument: , Lab: , User:

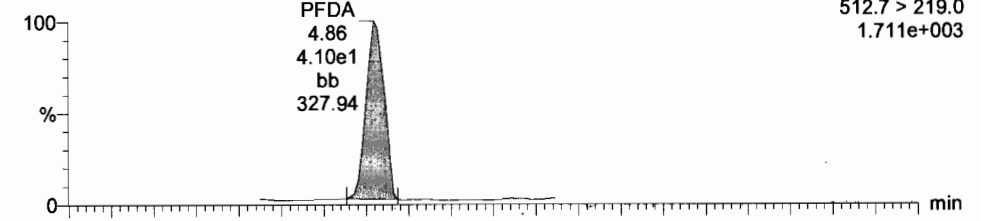
PFNA

170711G3_2

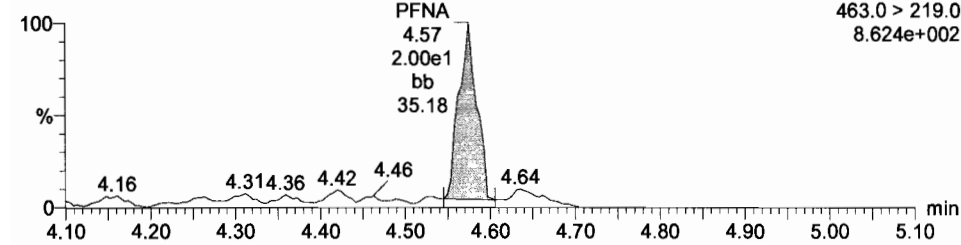


PFDA

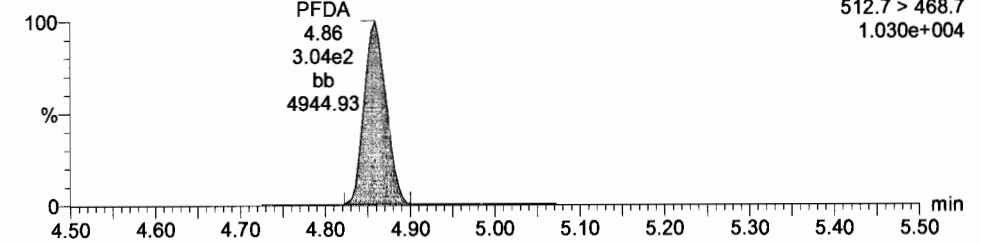
170711G3_2



170711G3_2

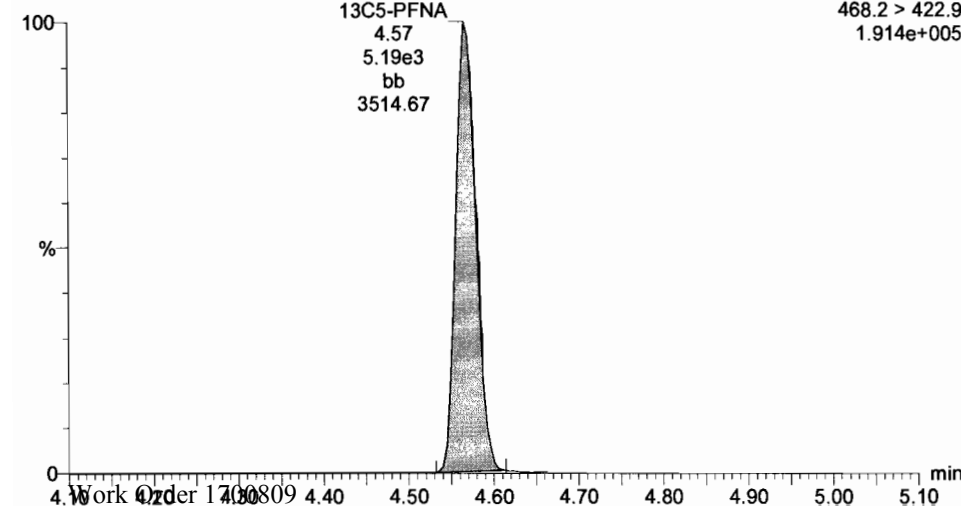


170711G3_2



13C5-PFNA

170711G3_2



Dataset: U:\G1.PRO\Results\2017\New folder\170711G3-CRV.qld

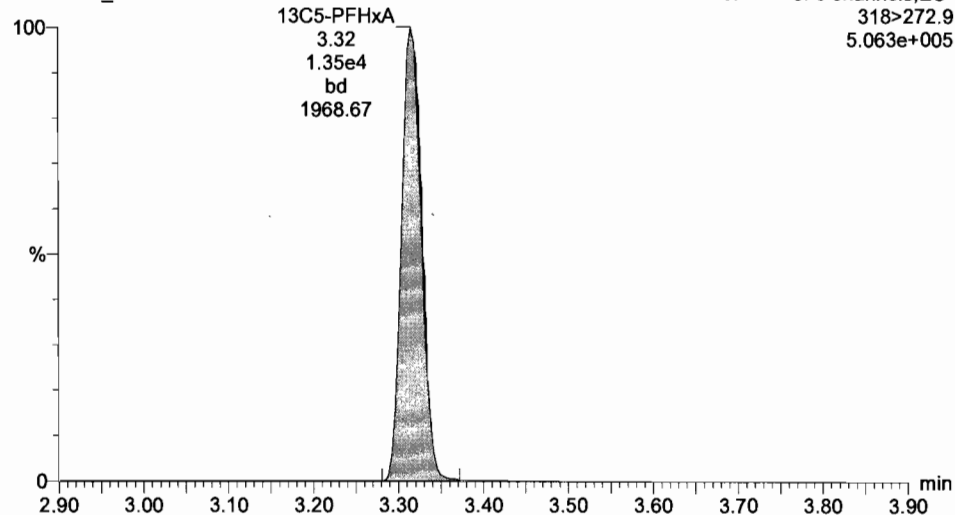
Last Altered: Wednesday, July 12, 2017 09:08:42 Pacific Daylight Time

Printed: Wednesday, July 12, 2017 09:17:35 Pacific Daylight Time

ID: ST170711G3-1 PFC CS-2 17G1111, Description: PFC CS-2 17G1111, Name: 170711G3_2, Date: 11-Jul-2017, Time: 17:29:23, Instrument: , Lab: , User:

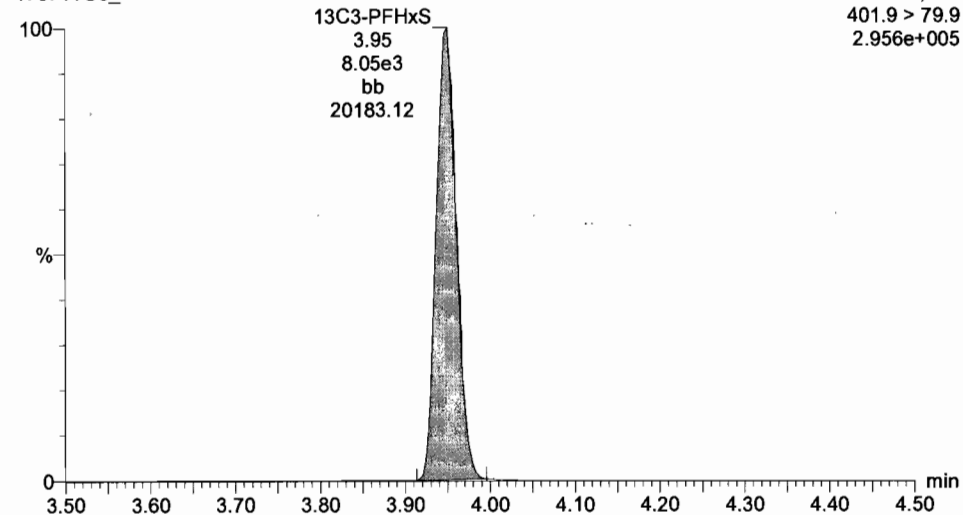
13C5-PFHxA

170711G3_2



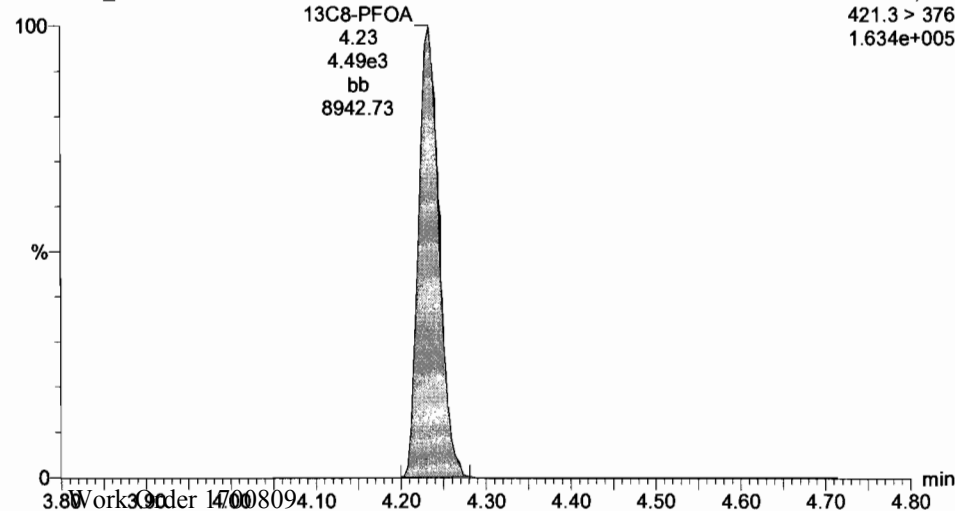
13C3-PFHxS

170711G3_2



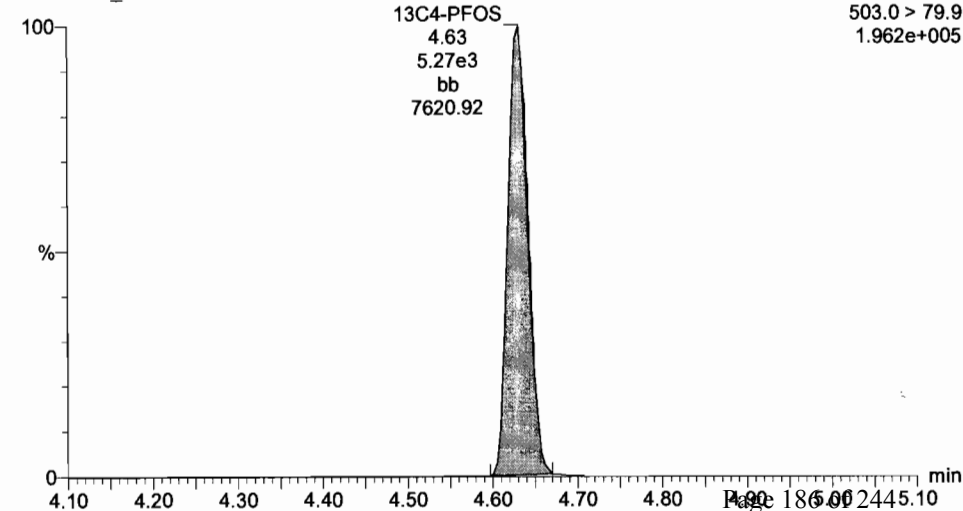
13C8-PFOA

170711G3_2



13C4-PFOS

170711G3_2



Dataset: U:\G1.PRO\Results\2017\New folder\170711G3-CRV.qld

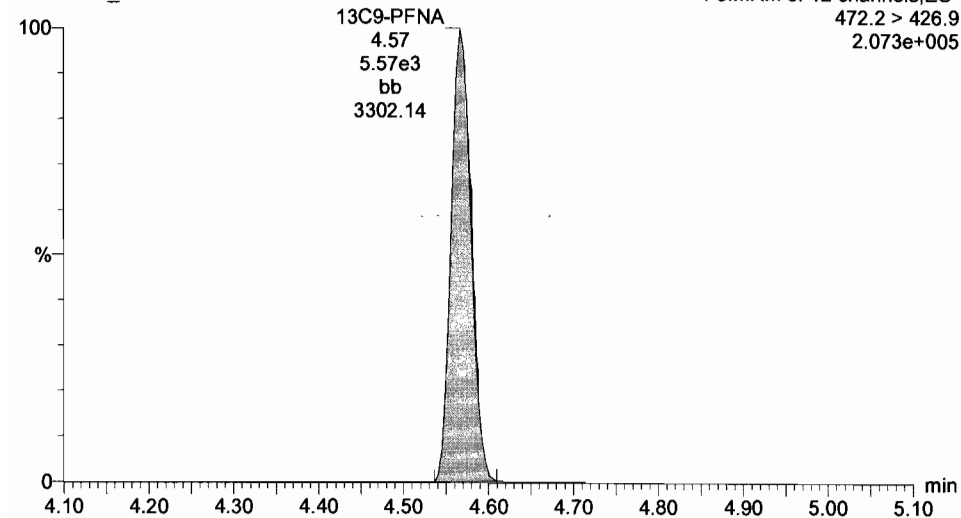
Last Altered: Wednesday, July 12, 2017 09:08:42 Pacific Daylight Time

Printed: Wednesday, July 12, 2017 09:17:35 Pacific Daylight Time

ID: ST170711G3-1 PFC CS-2 17G1111, Description: PFC CS-2 17G1111, Name: 170711G3_2, Date: 11-Jul-2017, Time: 17:29:23, Instrument: , Lab: , User:

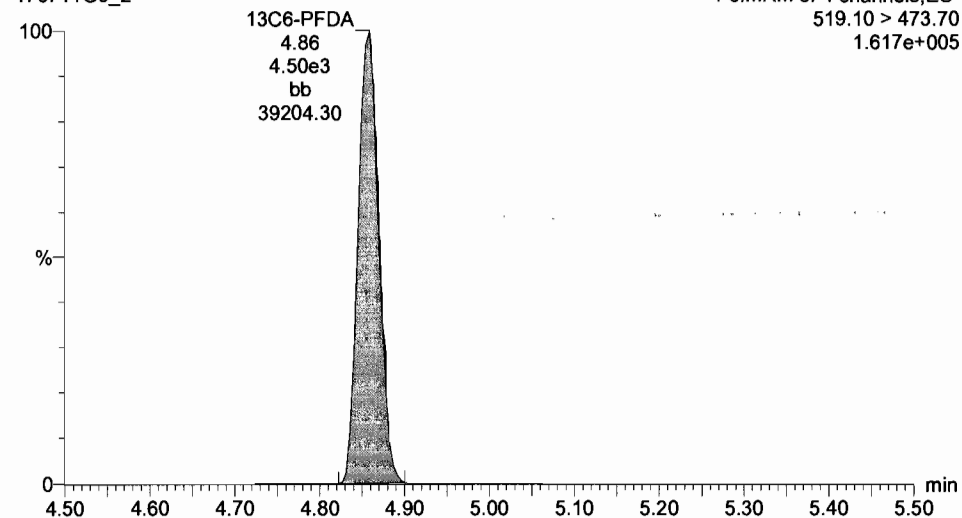
13C9-PFNA

170711G3_2



13C6-PFDA

170711G3_2



Dataset: U:\G1.PRO\Results\2017\New folder\170711G3-CRV.qld

Last Altered: Wednesday, July 12, 2017 09:08:42 Pacific Daylight Time

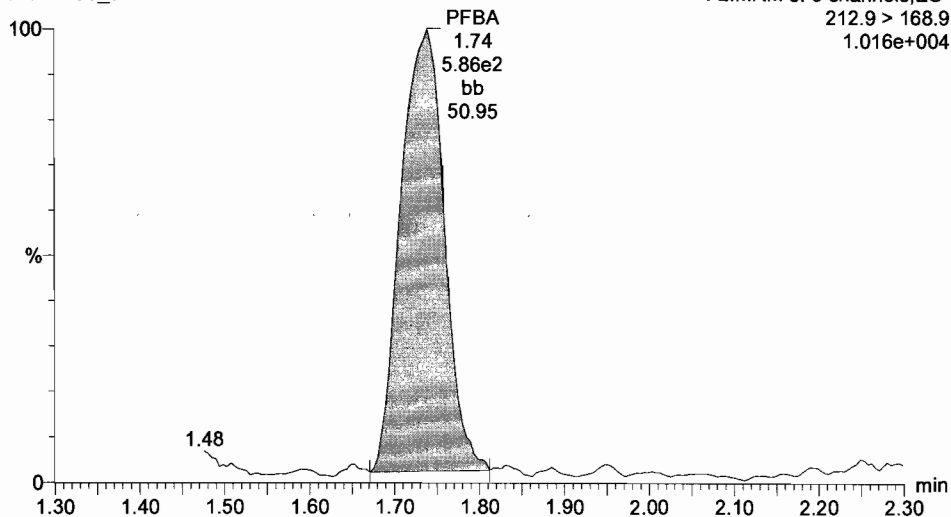
Printed: Wednesday, July 12, 2017 09:17:35 Pacific Daylight Time

ID: ST170711G3-2 PFC CS-1 17G1112, Description: PFC CS-1 17G1112, Name: 170711G3_3, Date: 11-Jul-2017, Time: 17:41:54, Instrument: , Lab: , User:

PFBA

170711G3_3

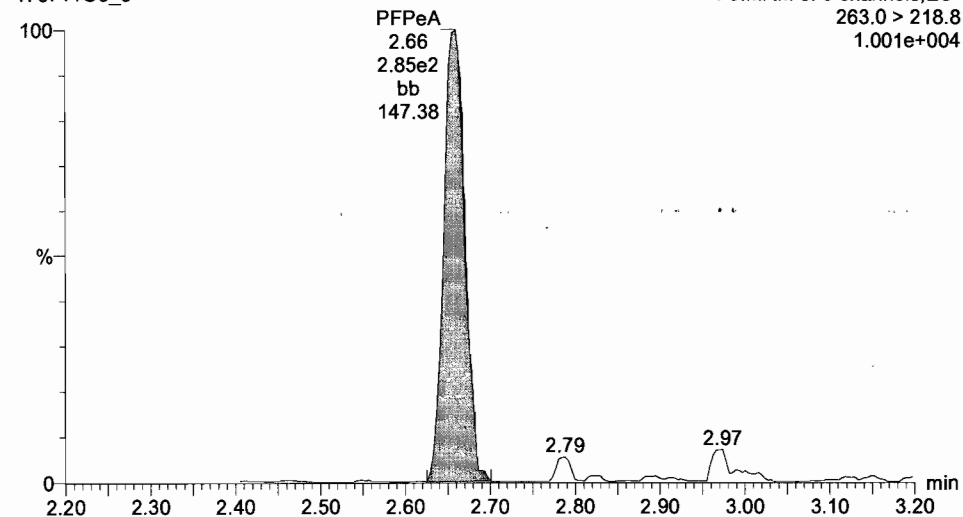
F2:MRM of 3 channels,ES-
212.9 > 168.9
1.016e+004



PFPeA

170711G3_3

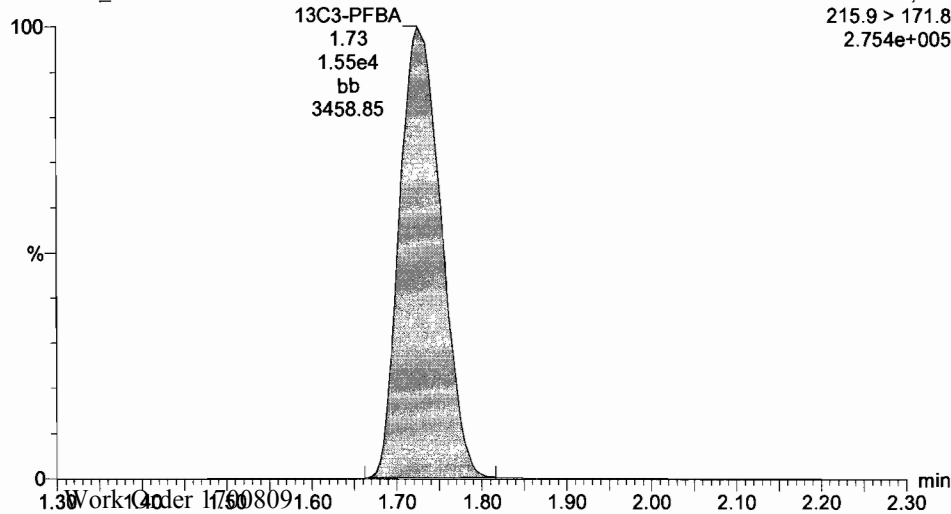
F3:MRM of 9 channels,ES-
263.0 > 218.8
1.001e+004



13C3-PFBA

170711G3_3

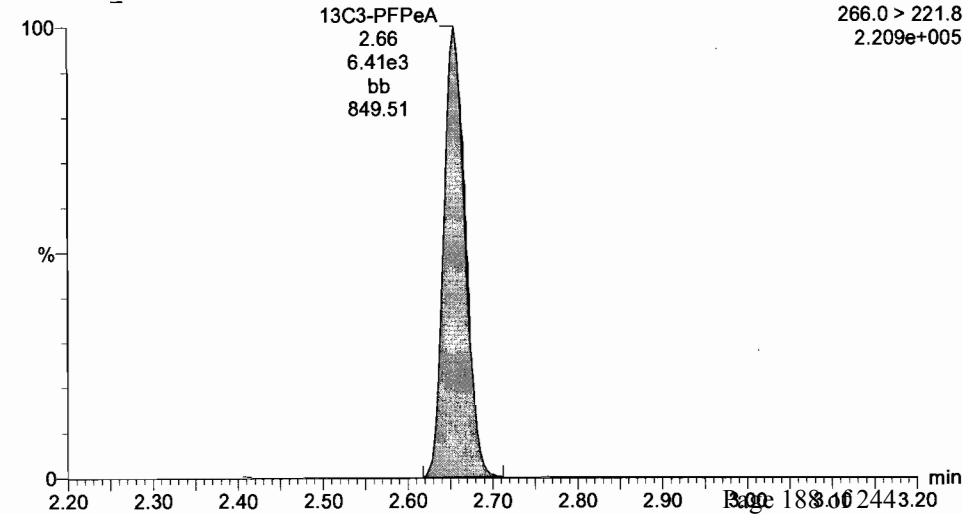
F2:MRM of 3 channels,ES-
215.9 > 171.8
2.754e+005



13C3-PFPeA

170711G3_3

F3:MRM of 9 channels,ES-
266.0 > 221.8
2.209e+005



Dataset: U:\G1.PRO\Results\2017\New folder\170711G3-CRV.qld

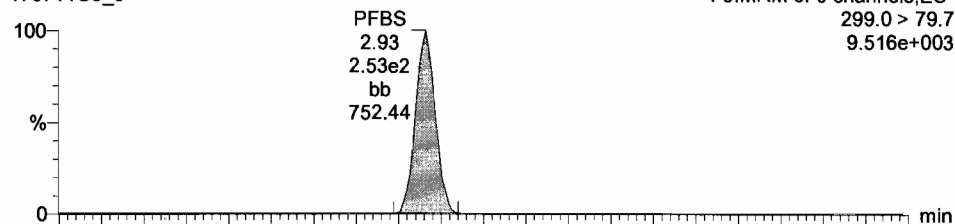
Last Altered: Wednesday, July 12, 2017 09:08:42 Pacific Daylight Time

Printed: Wednesday, July 12, 2017 09:17:35 Pacific Daylight Time

ID: ST170711G3-2 PFC CS-1 17G1112, Description: PFC CS-1 17G1112, Name: 170711G3_3, Date: 11-Jul-2017, Time: 17:41:54, Instrument: , Lab: , User:

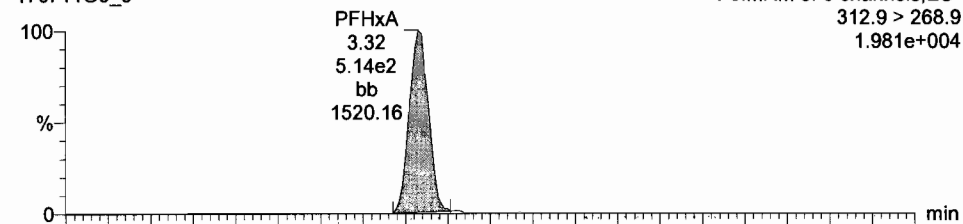
Total PFBS

170711G3_3

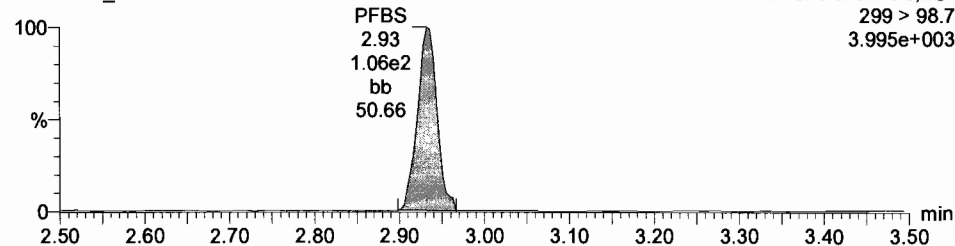


PFHxA

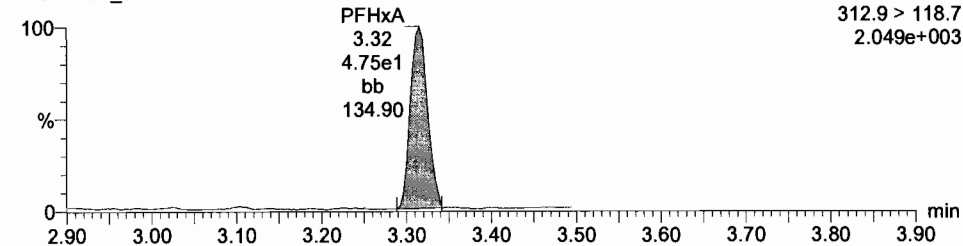
170711G3_3



170711G3_3

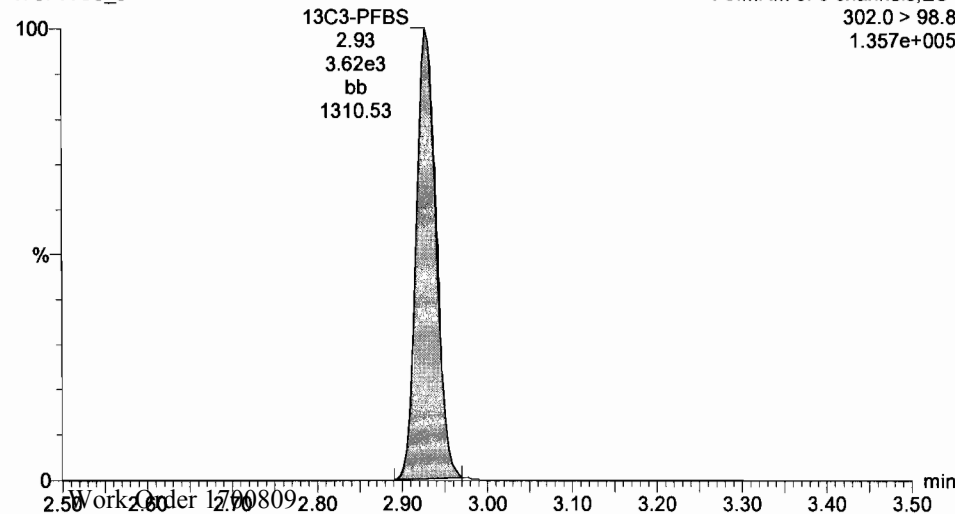


170711G3_3



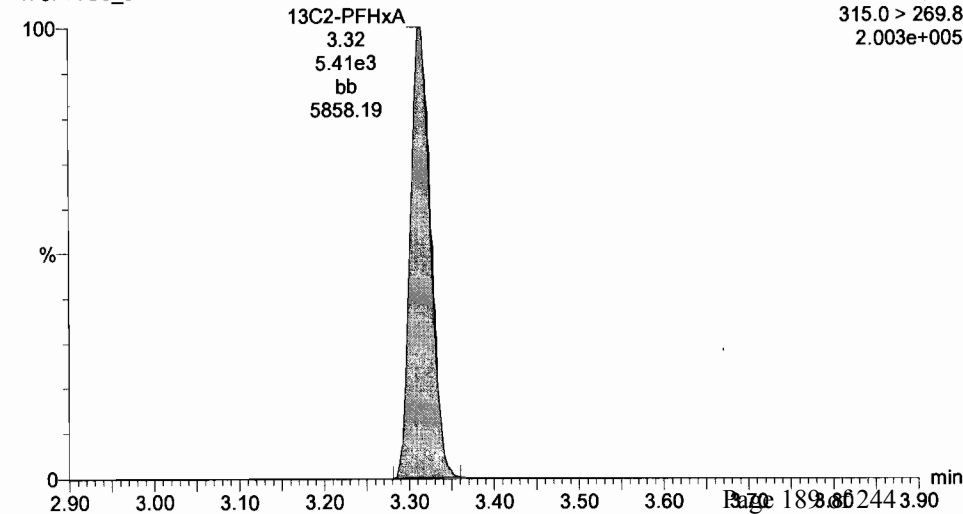
13C3-PFBS

170711G3_3



13C2-PFHxA

170711G3_3



Dataset: U:\G1.PRO\Results\2017\New folder\170711G3-CRV.qld

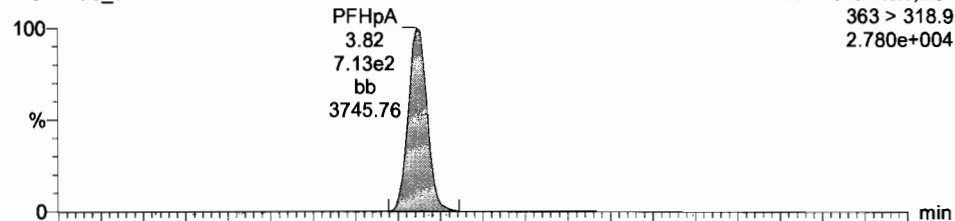
Last Altered: Wednesday, July 12, 2017 09:08:42 Pacific Daylight Time

Printed: Wednesday, July 12, 2017 09:17:35 Pacific Daylight Time

ID: ST170711G3-2 PFC CS-1 17G1112, Description: PFC CS-1 17G1112, Name: 170711G3_3, Date: 11-Jul-2017, Time: 17:41:54, Instrument: , Lab: , User:

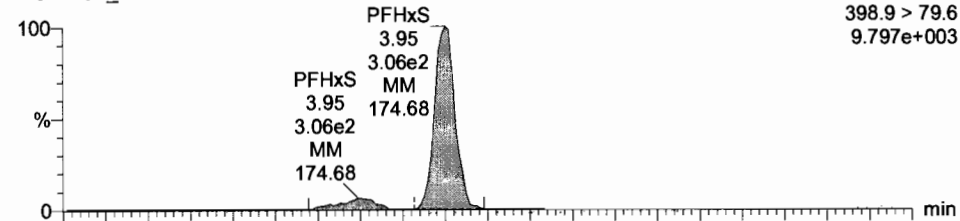
PFHpA

170711G3_3

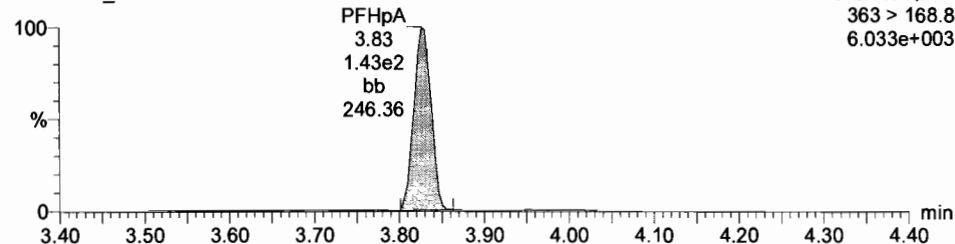


Total PFHxS

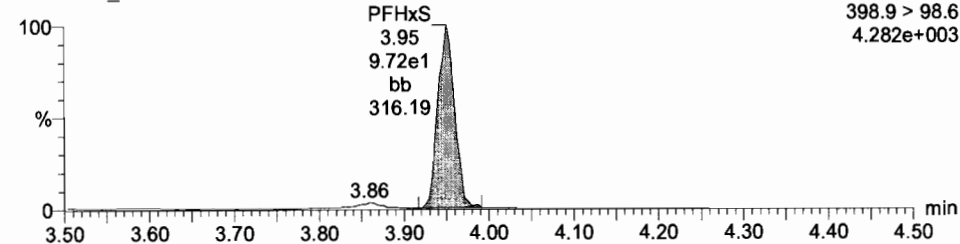
170711G3_3



170711G3_3

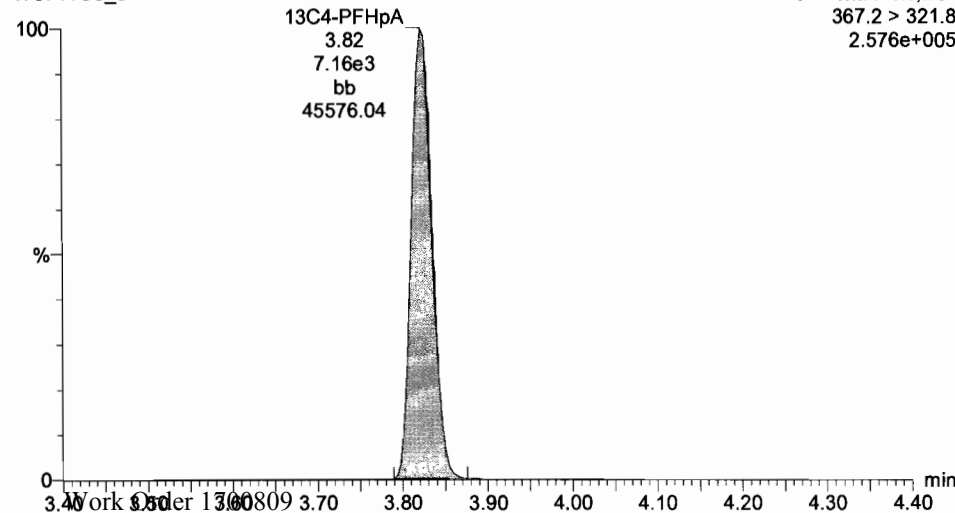


170711G3_3



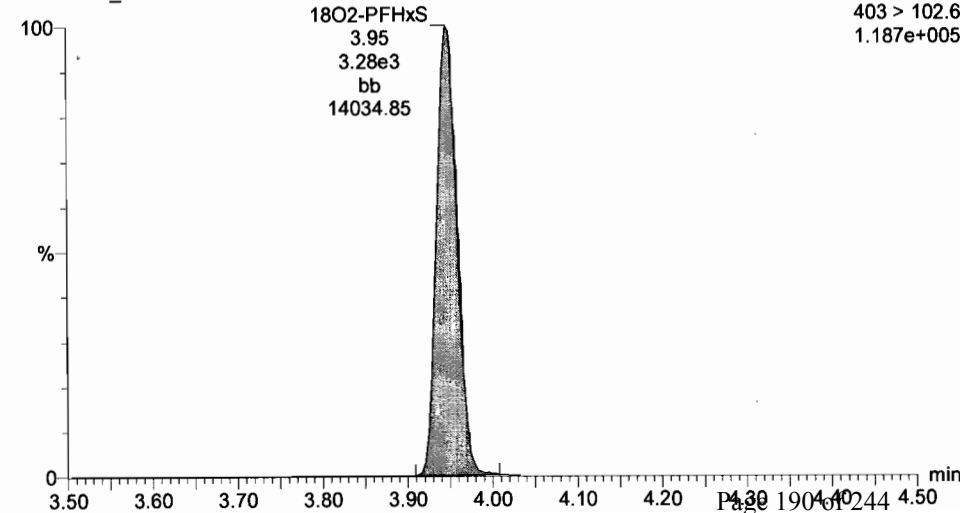
13C4-PFHpA

170711G3_3



18O2-PFHxS

170711G3_3



Dataset: U:\G1.PRO\Results\2017\New folder\170711G3-CRV.qld

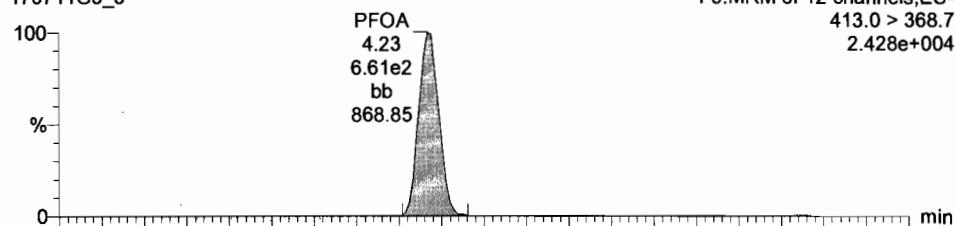
Last Altered: Wednesday, July 12, 2017 09:08:42 Pacific Daylight Time

Printed: Wednesday, July 12, 2017 09:17:35 Pacific Daylight Time

ID: ST170711G3-2 PFC CS-1 17G1112, Description: PFC CS-1 17G1112, Name: 170711G3_3, Date: 11-Jul-2017, Time: 17:41:54, Instrument: , Lab: , User:

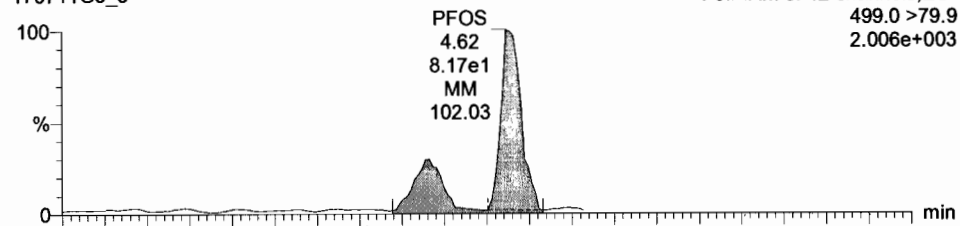
Total PFOA

170711G3_3

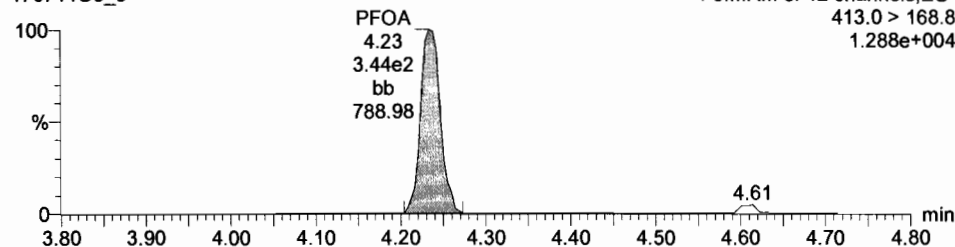


Total PFOS

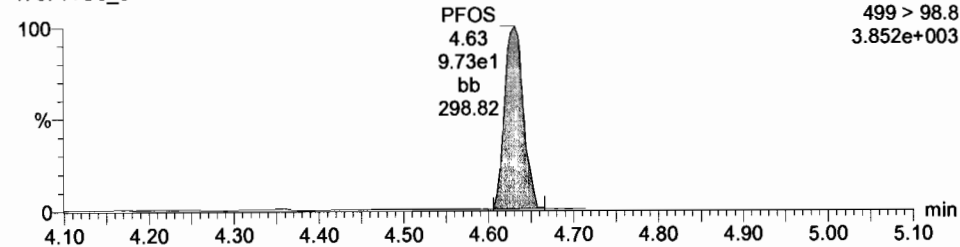
170711G3_3



170711G3_3

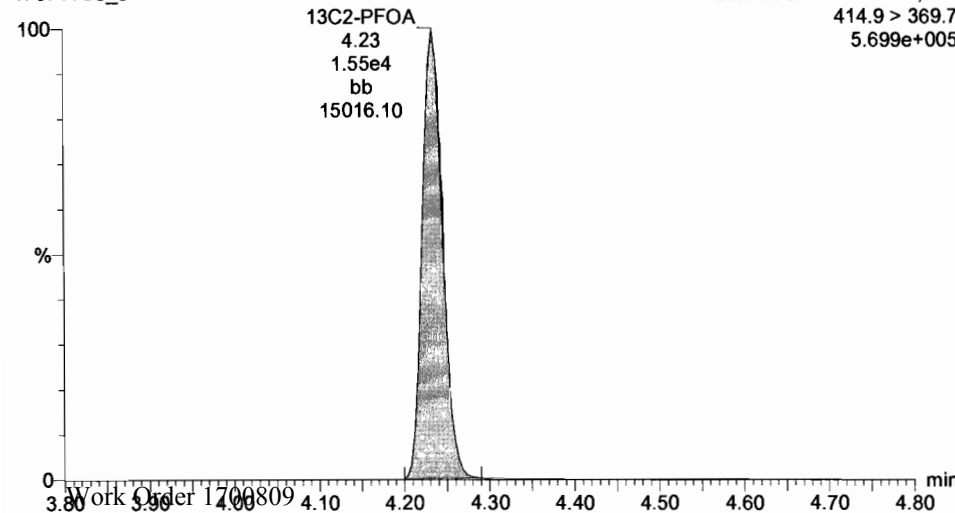


170711G3_3



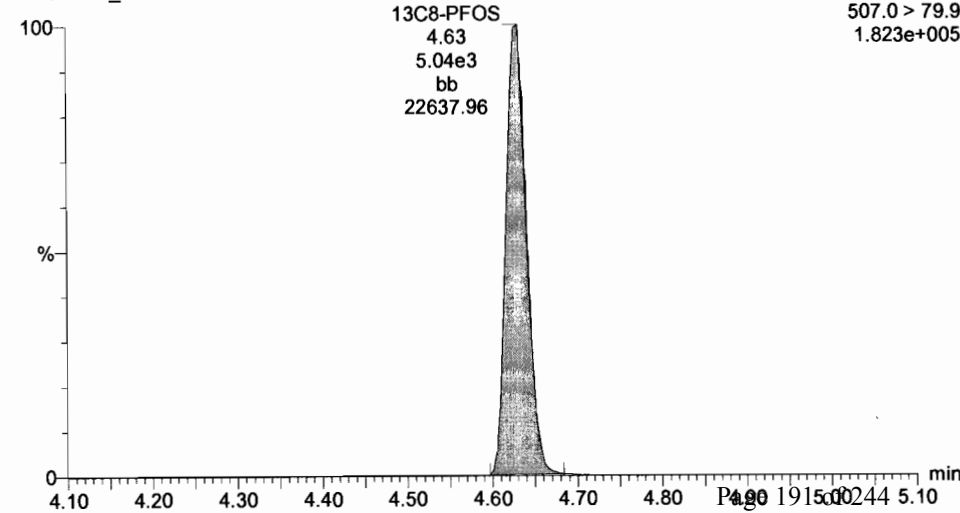
13C2-PFOA

170711G3_3



13C8-PFOS

170711G3_3



Dataset: U:\G1.PRO\Results\2017\New folder\170711G3-CRV.qld

Last Altered: Wednesday, July 12, 2017 09:08:42 Pacific Daylight Time

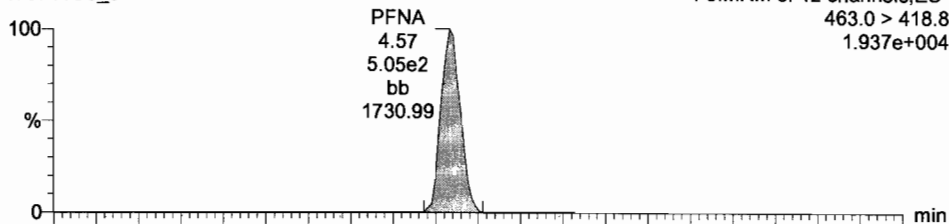
Printed: Wednesday, July 12, 2017 09:17:35 Pacific Daylight Time

ID: ST170711G3-2 PFC CS-1 17G1112, Description: PFC CS-1 17G1112, Name: 170711G3_3, Date: 11-Jul-2017, Time: 17:41:54, Instrument: , Lab: , User:

PFNA

170711G3_3

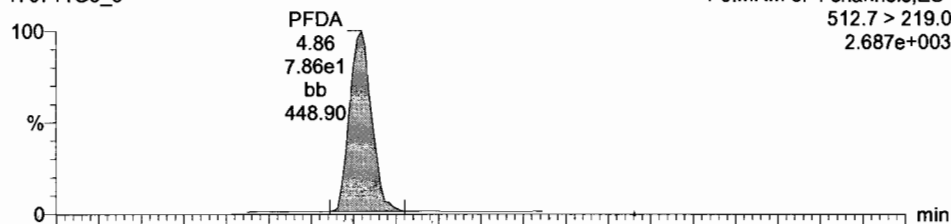
F5:MRM of 12 channels,ES-
463.0 > 418.8
1.937e+004



PFDA

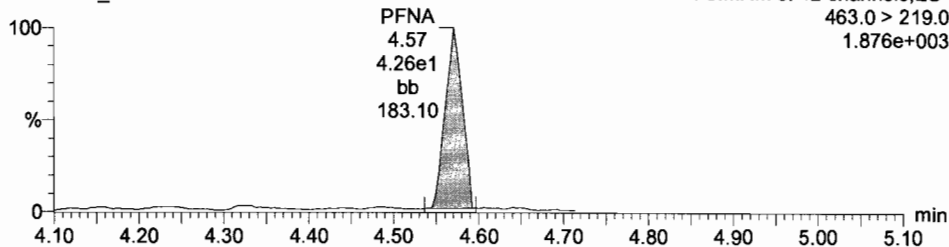
170711G3_3

F6:MRM of 4 channels,ES-
512.7 > 219.0
2.687e+003



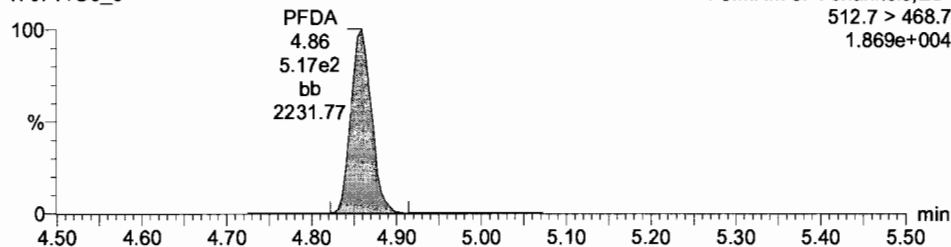
170711G3_3

F5:MRM of 12 channels,ES-
463.0 > 219.0
1.876e+003



170711G3_3

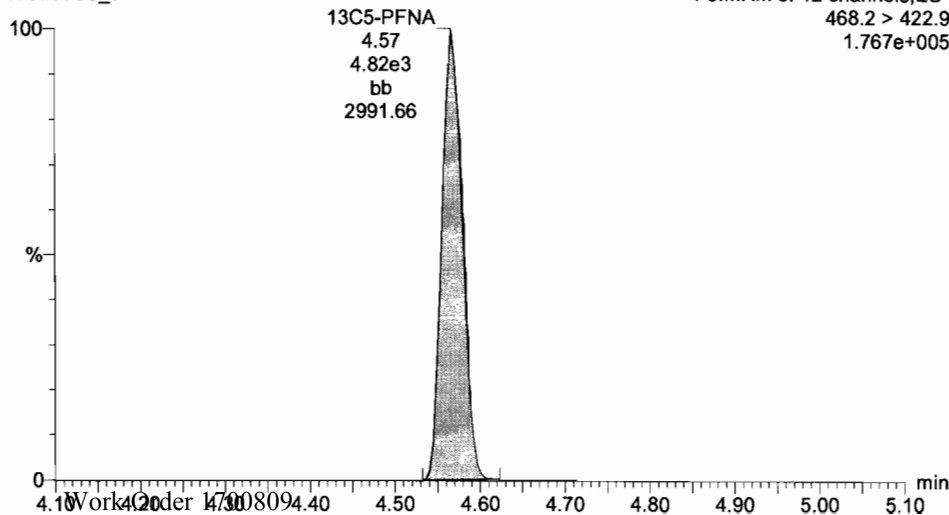
F6:MRM of 4 channels,ES-
512.7 > 468.7
1.869e+004



13C5-PFNA

170711G3_3

F5:MRM of 12 channels,ES-
468.2 > 422.9
1.767e+005



Dataset: U:\G1.PRO\Results\2017\New folder\170711G3-CRV.qld

Last Altered: Wednesday, July 12, 2017 09:08:42 Pacific Daylight Time

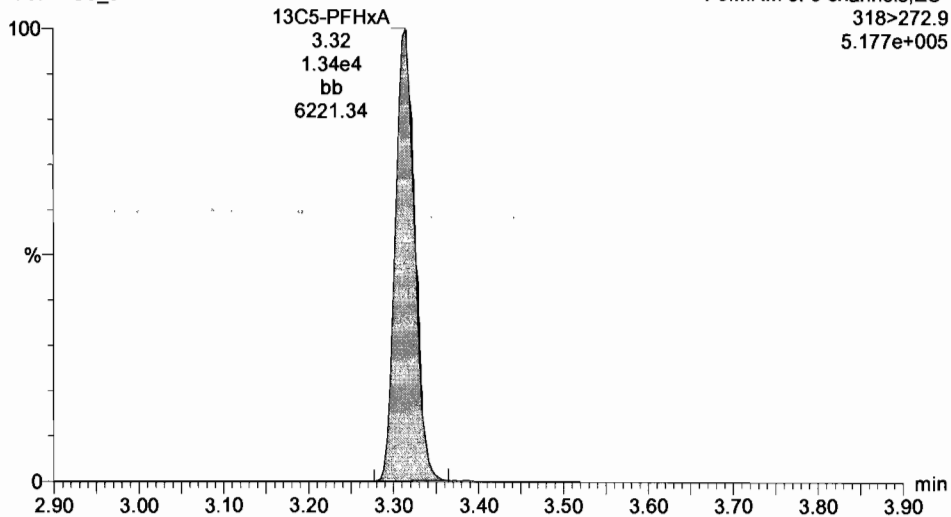
Printed: Wednesday, July 12, 2017 09:17:35 Pacific Daylight Time

ID: ST170711G3-2 PFC CS-1 17G1112, Description: PFC CS-1 17G1112, Name: 170711G3_3, Date: 11-Jul-2017, Time: 17:41:54, Instrument: , Lab: , User:

13C5-PFHxA

170711G3_3

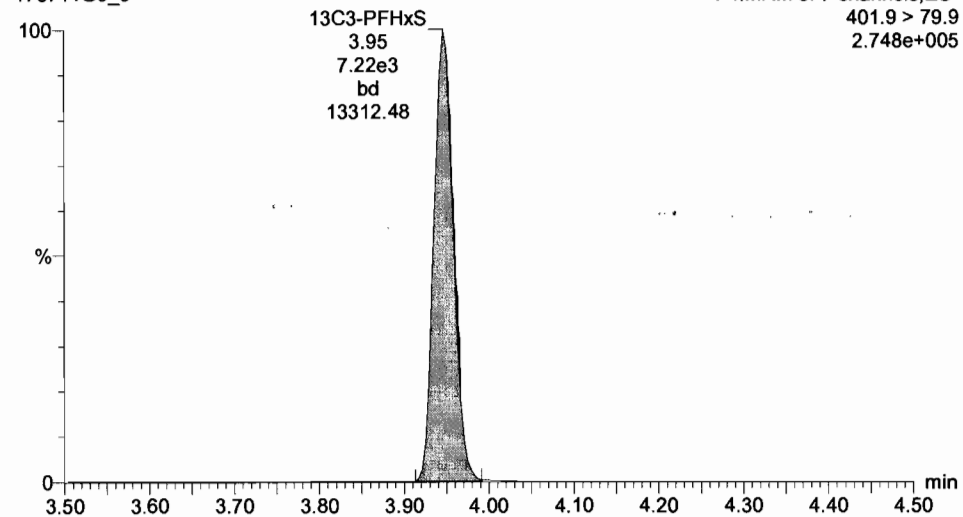
F3:MRM of 9 channels,ES-
318>272.9
5.177e+005



13C3-PFHxS

170711G3_3

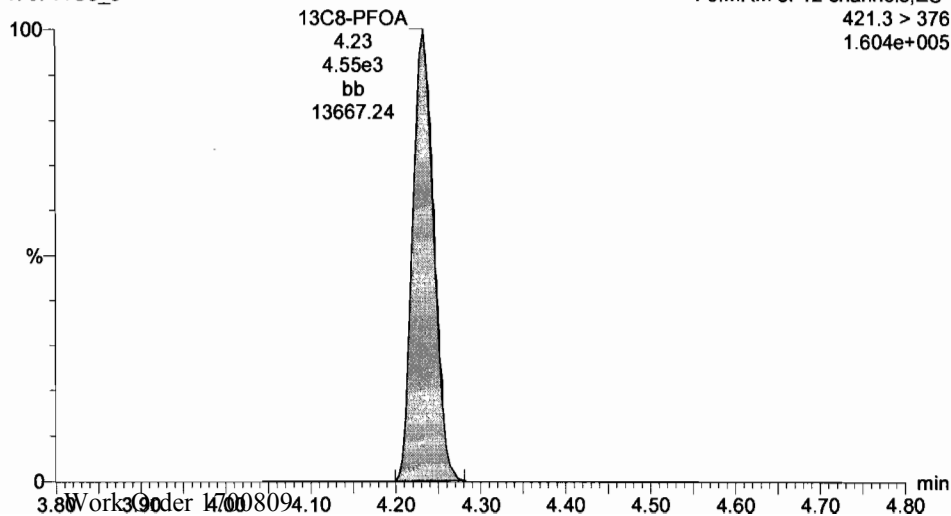
F4:MRM of 7 channels,ES-
401.9 > 79.9
2.748e+005



13C8-PFOA

170711G3_3

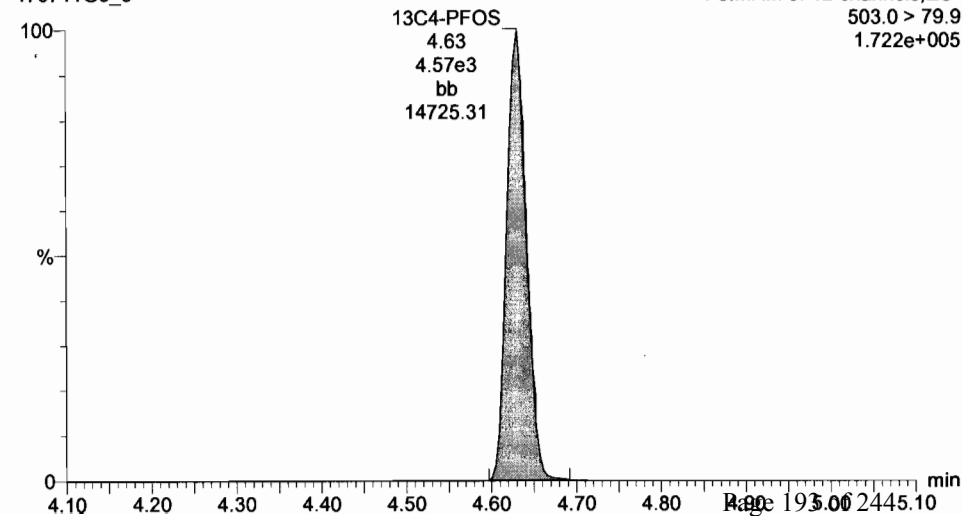
F5:MRM of 12 channels,ES-
421.3 > 376
1.604e+005



13C4-PFOS

170711G3_3

F5:MRM of 12 channels,ES-
503.0 > 79.9
1.722e+005



Dataset: U:\G1.PRO\Results\2017\New folder\170711G3-CRV.qld

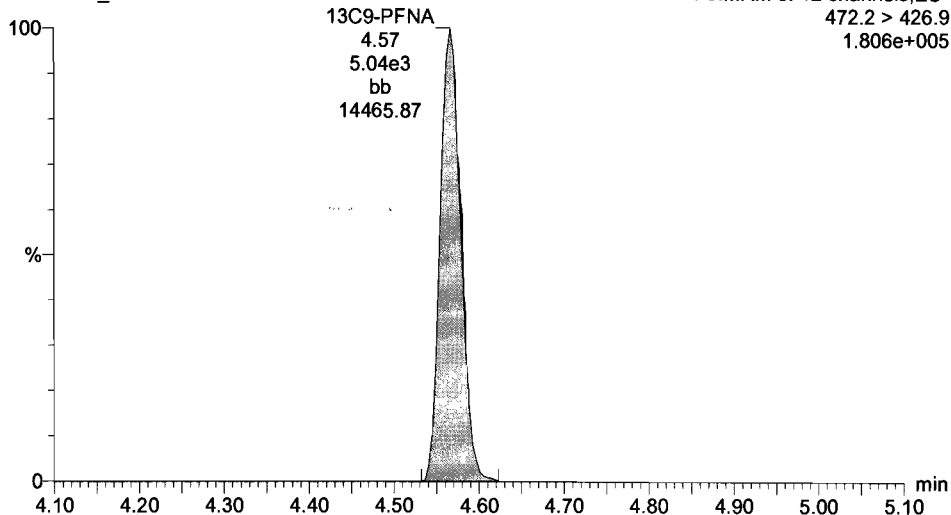
Last Altered: Wednesday, July 12, 2017 09:08:42 Pacific Daylight Time

Printed: Wednesday, July 12, 2017 09:17:35 Pacific Daylight Time

ID: ST170711G3-2 PFC CS-1 17G1112, Description: PFC CS-1 17G1112, Name: 170711G3_3, Date: 11-Jul-2017, Time: 17:41:54, Instrument: , Lab: , User:

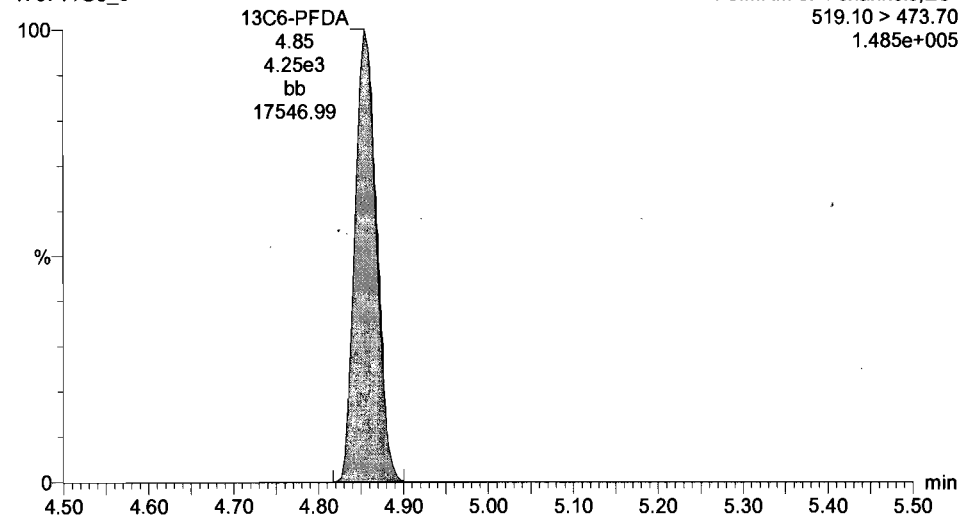
13C9-PFNA

170711G3_3



13C6-PFDA

170711G3_3



Dataset: U:\G1.PRO\Results\2017\New folder\170711G3-CRV.qld

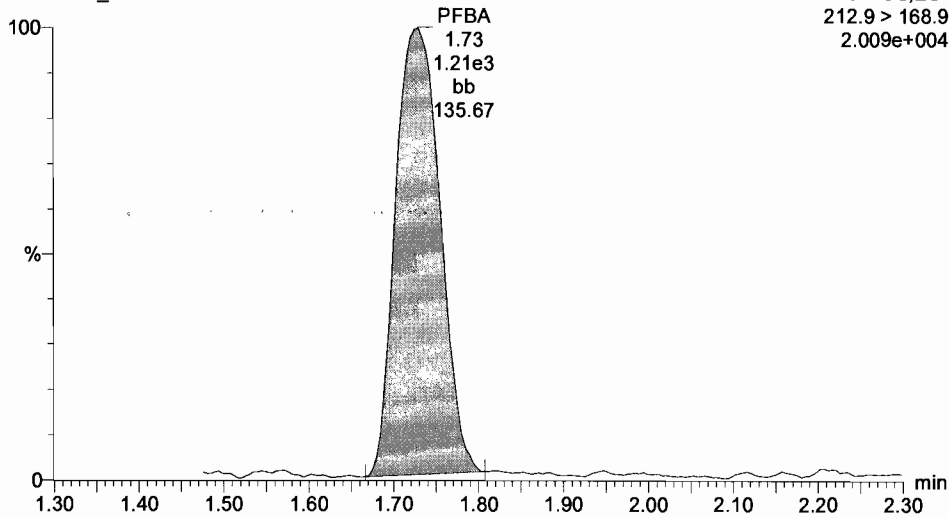
Last Altered: Wednesday, July 12, 2017 09:08:42 Pacific Daylight Time

Printed: Wednesday, July 12, 2017 09:17:35 Pacific Daylight Time

ID: ST170711G3-3 PFC CS0 17G1113, Description: PFC CS 0 17G1113, Name: 170711G3_4, Date: 11-Jul-2017, Time: 17:54:28, Instrument: , Lab: , User:

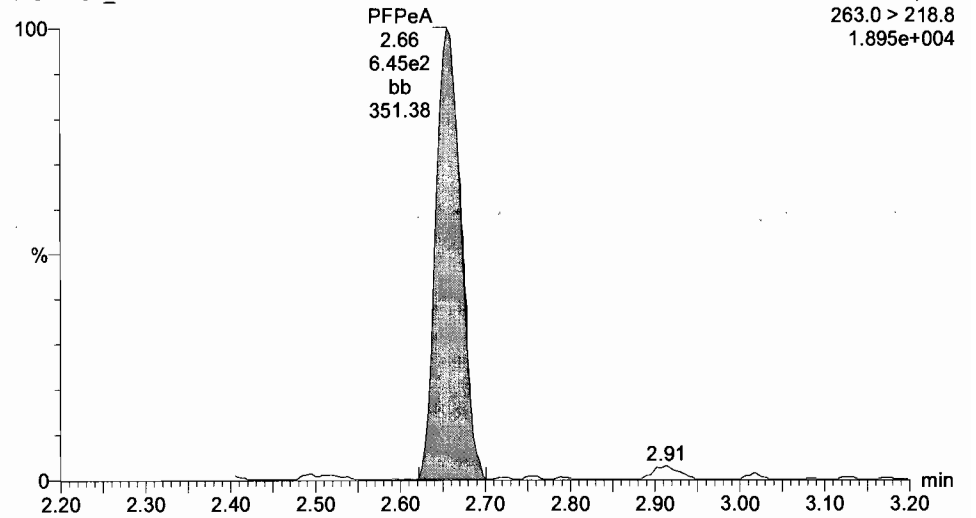
PFBA

170711G3_4



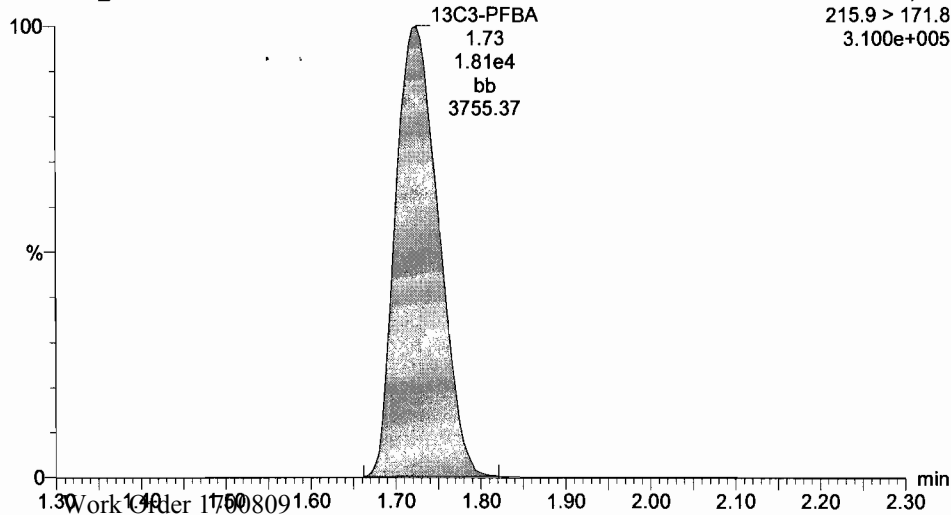
PFPeA

170711G3_4



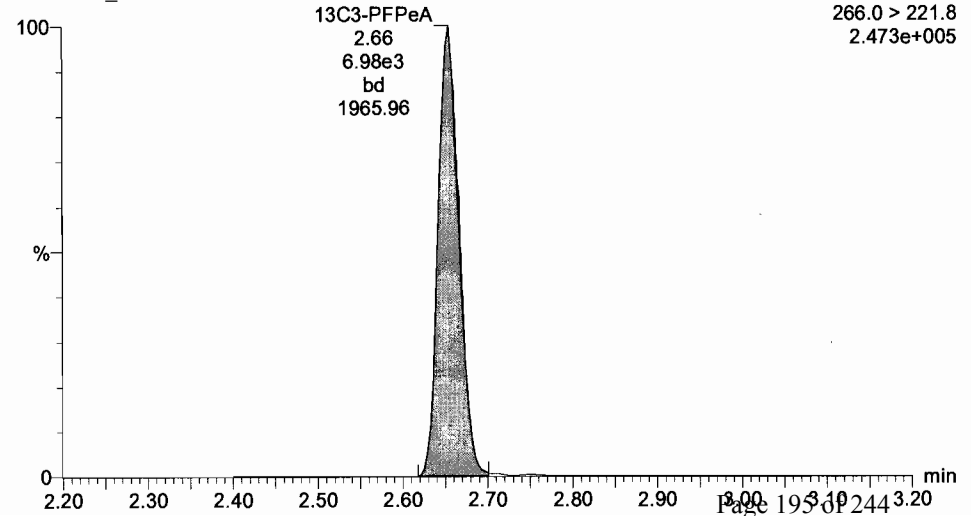
13C3-PFBA

170711G3_4



13C3-PFPeA

170711G3_4



Dataset: U:\G1.PRO\Results\2017\New folder\170711G3-CRV.qld

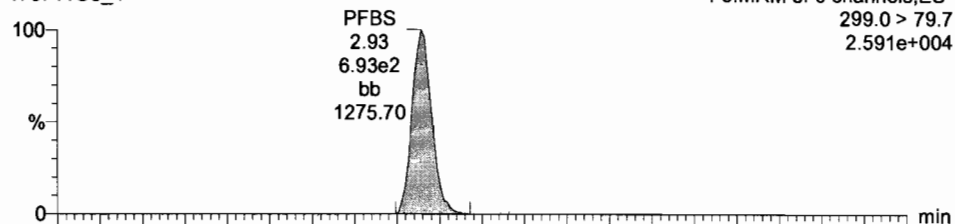
Last Altered: Wednesday, July 12, 2017 09:08:42 Pacific Daylight Time

Printed: Wednesday, July 12, 2017 09:17:35 Pacific Daylight Time

ID: ST170711G3-3 PFC CS0 17G1113, Description: PFC CS 0 17G1113, Name: 170711G3_4, Date: 11-Jul-2017, Time: 17:54:28, Instrument: , Lab: , User:

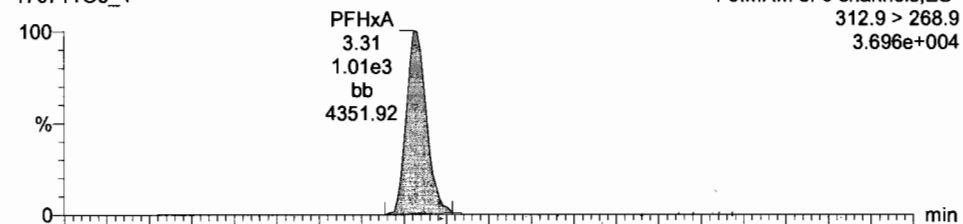
Total PFBS

170711G3_4

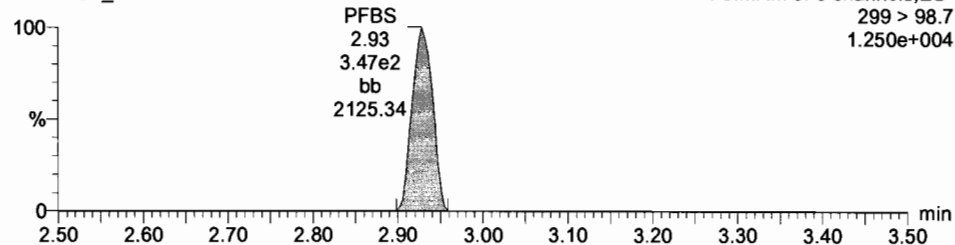


PFHxA

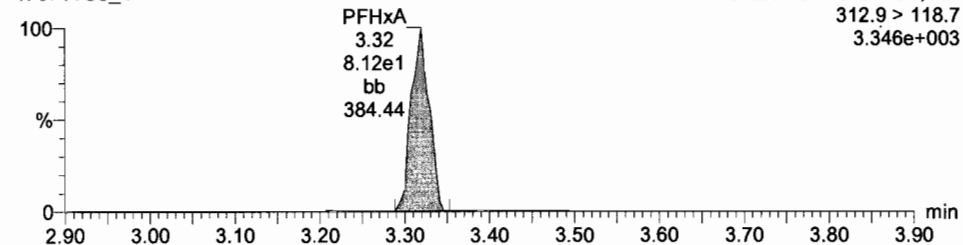
170711G3_4



170711G3_4

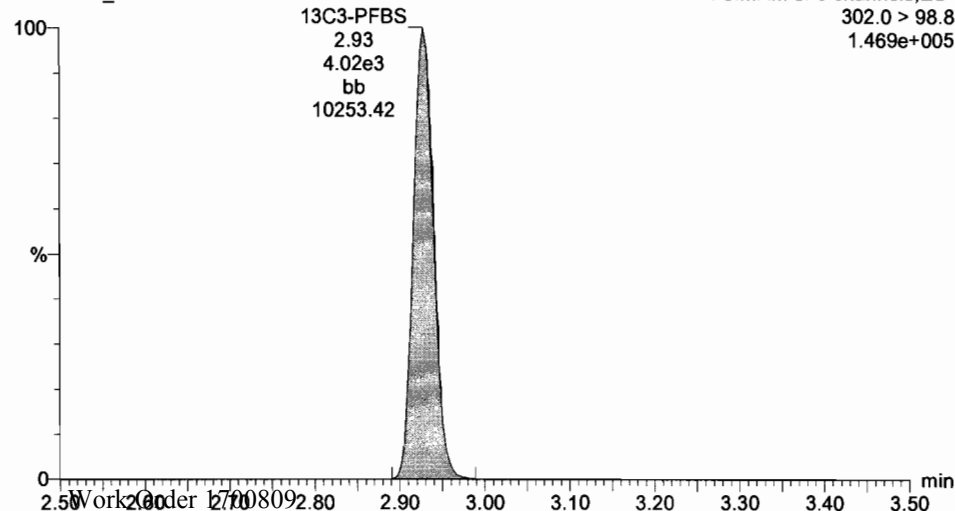


170711G3_4



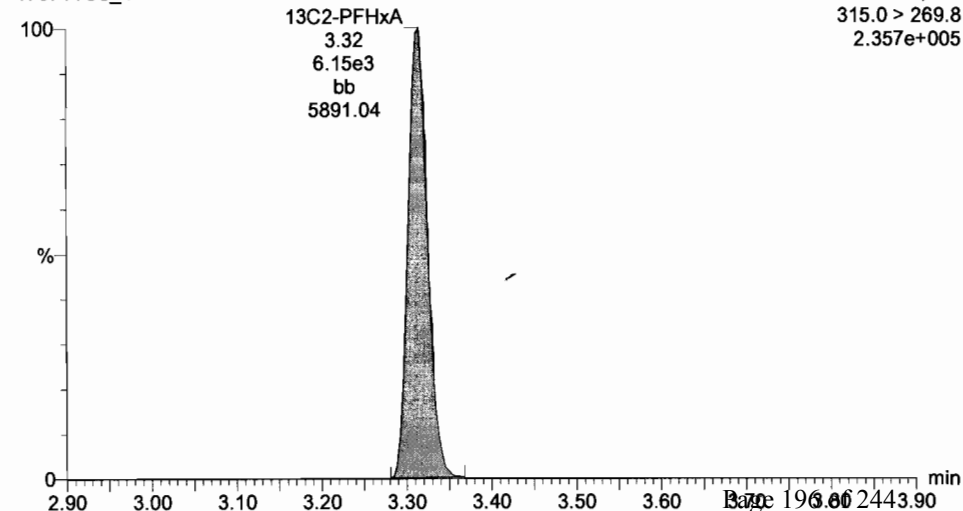
13C3-PFBS

170711G3_4



13C2-PFHxA

170711G3_4



Dataset: U:\G1.PRO\Results\2017\New folder\170711G3-CRV.qld

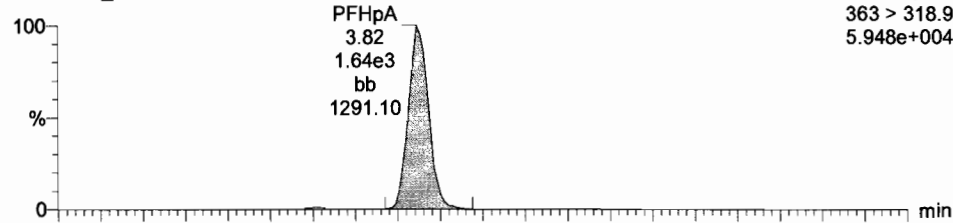
Last Altered: Wednesday, July 12, 2017 09:08:42 Pacific Daylight Time

Printed: Wednesday, July 12, 2017 09:17:35 Pacific Daylight Time

ID: ST170711G3-3 PFC CS0 17G1113, Description: PFC CS 0 17G1113, Name: 170711G3_4, Date: 11-Jul-2017, Time: 17:54:28, Instrument: , Lab: , User:

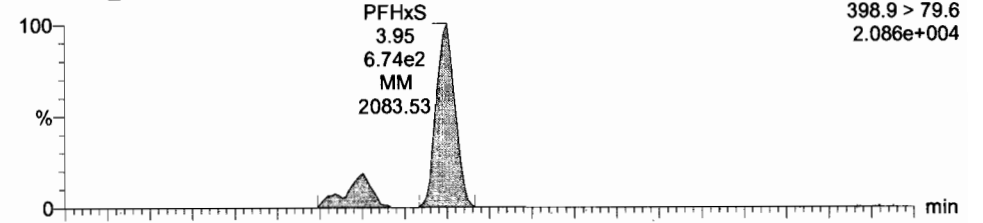
PFHpA

170711G3_4

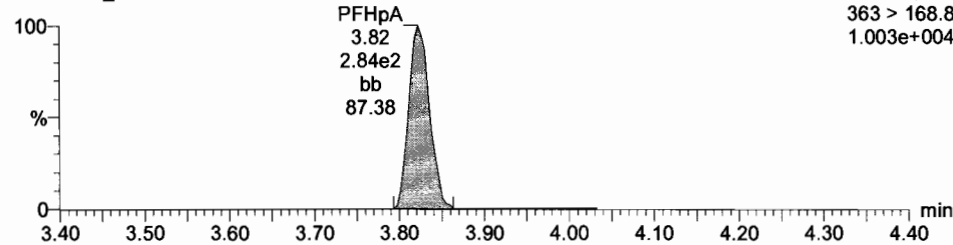


Total PFHxS

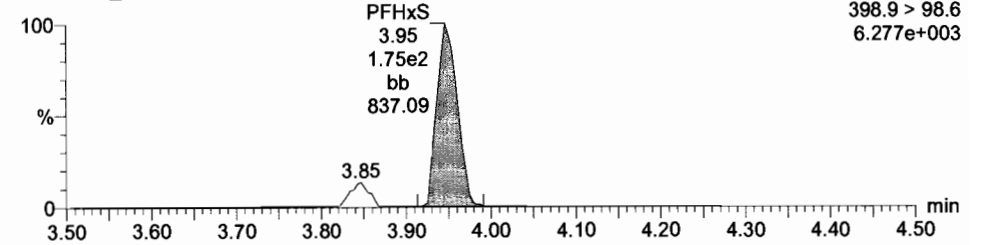
170711G3_4



170711G3_4

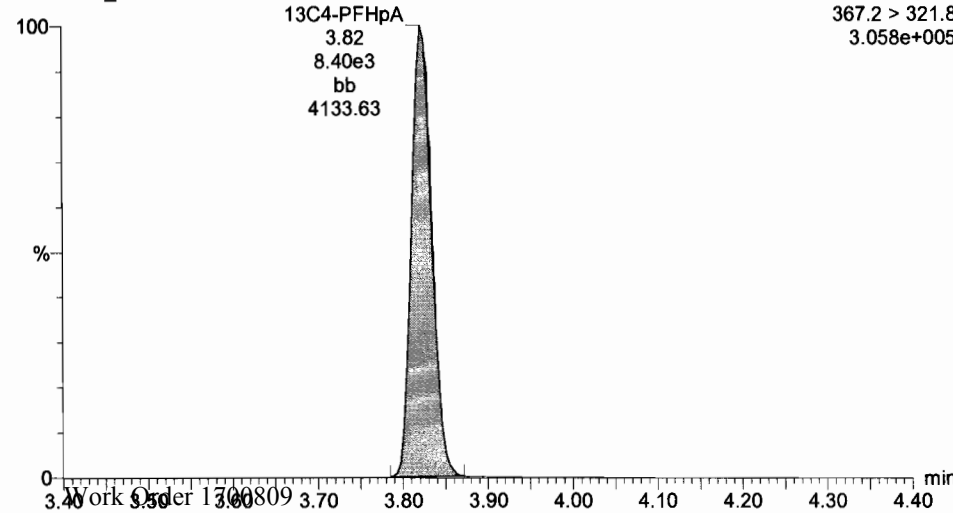


170711G3_4



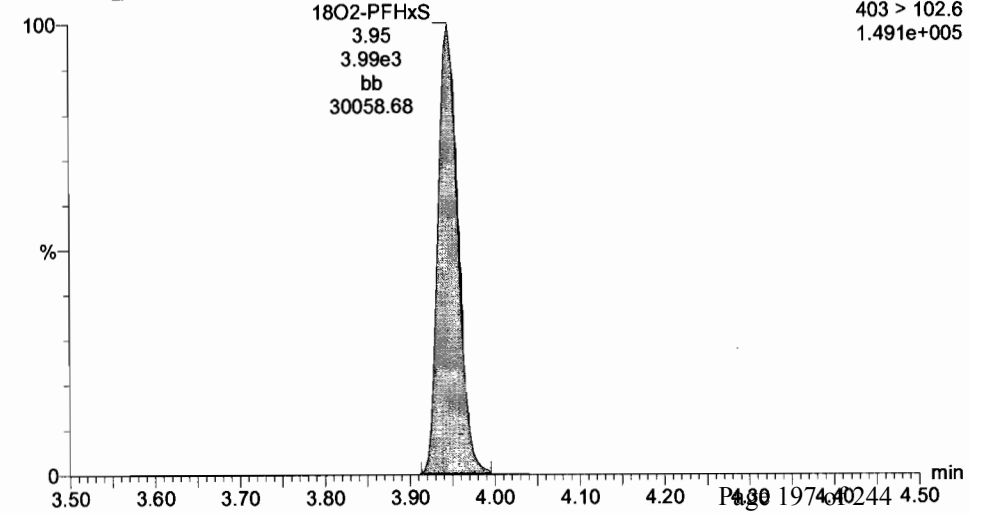
13C4-PFHpa

170711G3_4



18O2-PFHxS

170711G3_4



Dataset: U:\G1.PRO\Results\2017\New folder\170711G3-CRV.qld

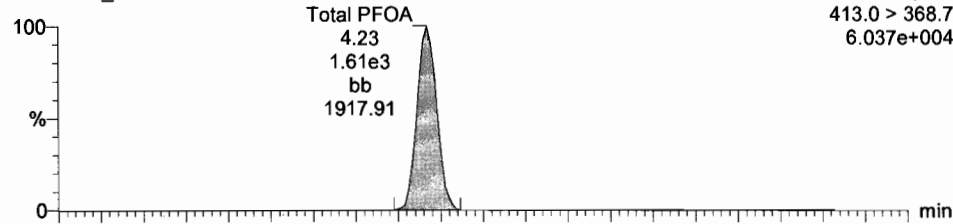
Last Altered: Wednesday, July 12, 2017 09:08:42 Pacific Daylight Time

Printed: Wednesday, July 12, 2017 09:17:35 Pacific Daylight Time

ID: ST170711G3-3 PFC CS0 17G1113, Description: PFC CS 0 17G1113, Name: 170711G3_4, Date: 11-Jul-2017, Time: 17:54:28, Instrument: , Lab: , User:

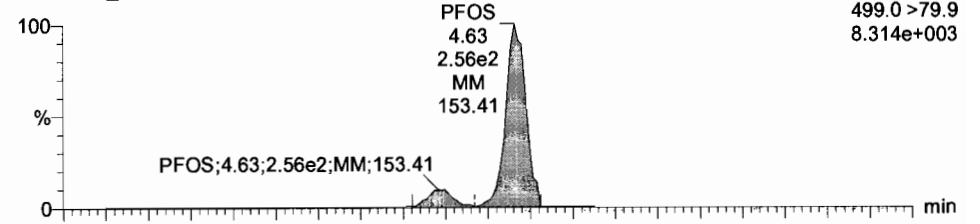
Total PFOA

170711G3_4

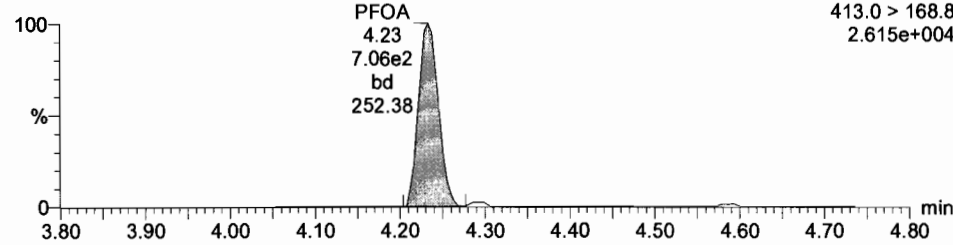


Total PFOS

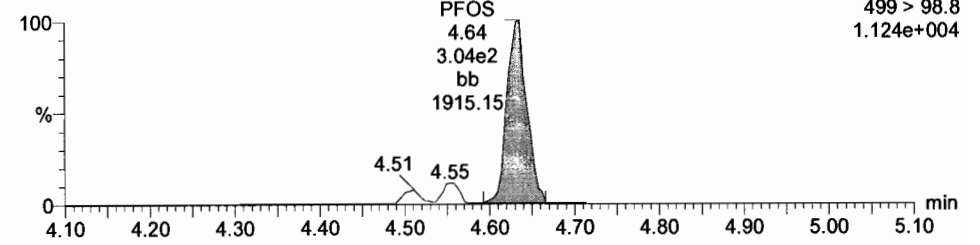
170711G3_4



170711G3_4

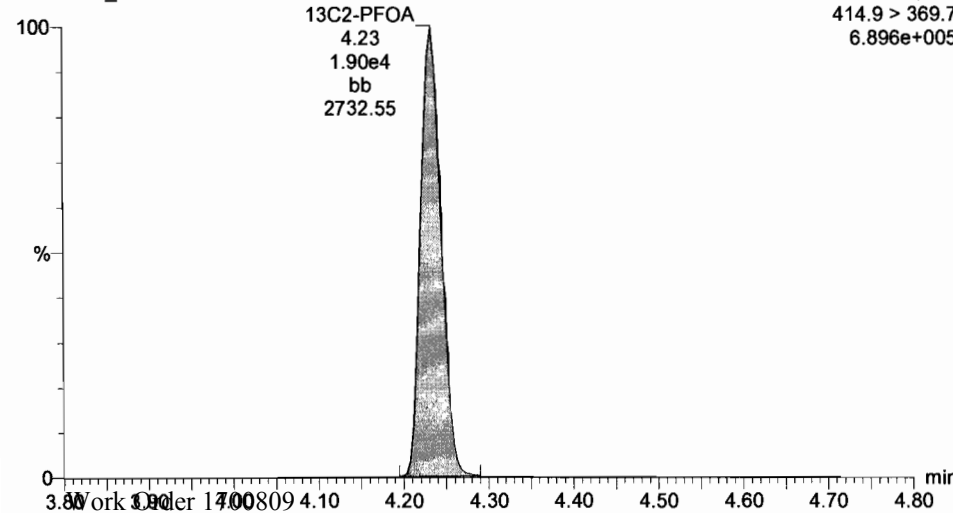


170711G3_4



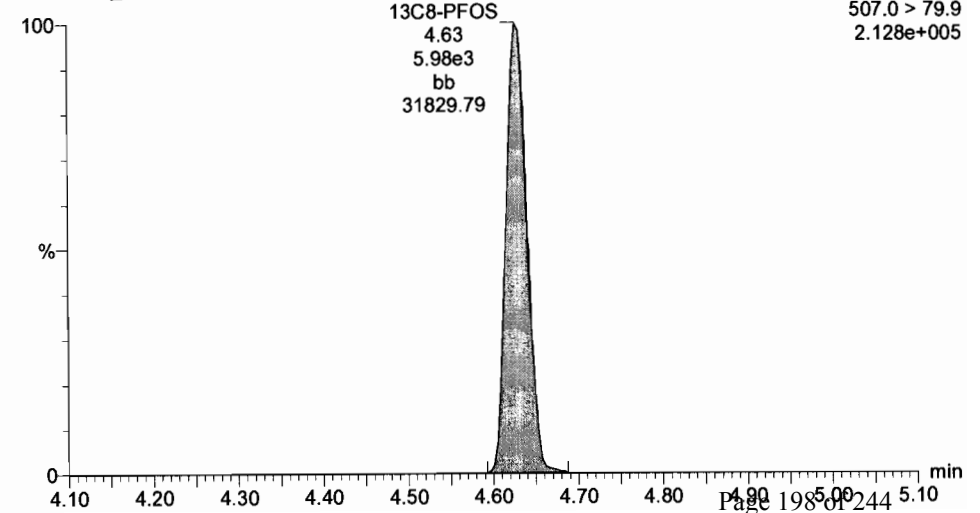
13C2-PFOA

170711G3_4



13C8-PFOS

170711G3_4



Dataset: U:\G1.PRO\Results\2017\New folder\170711G3-CRV.qld

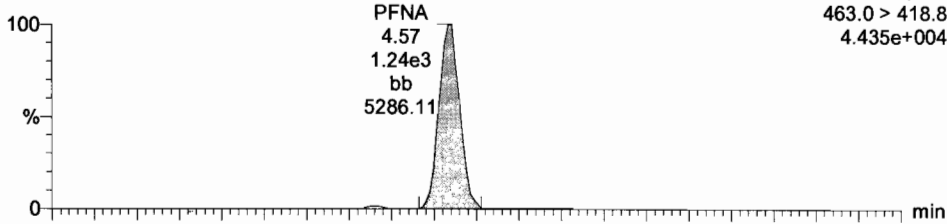
Last Altered: Wednesday, July 12, 2017 09:08:42 Pacific Daylight Time

Printed: Wednesday, July 12, 2017 09:17:35 Pacific Daylight Time

ID: ST170711G3-3 PFC CS0 17G1113, Description: PFC CS 0 17G1113, Name: 170711G3_4, Date: 11-Jul-2017, Time: 17:54:28, Instrument: , Lab: , User:

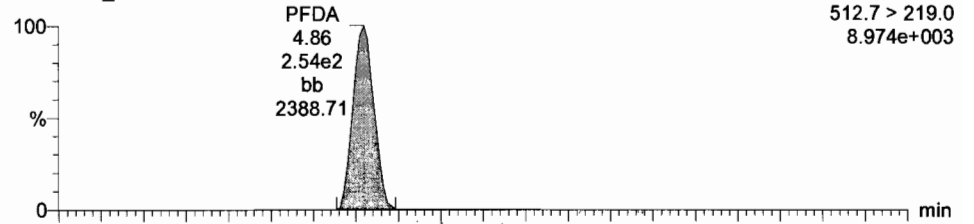
PFNA

170711G3_4

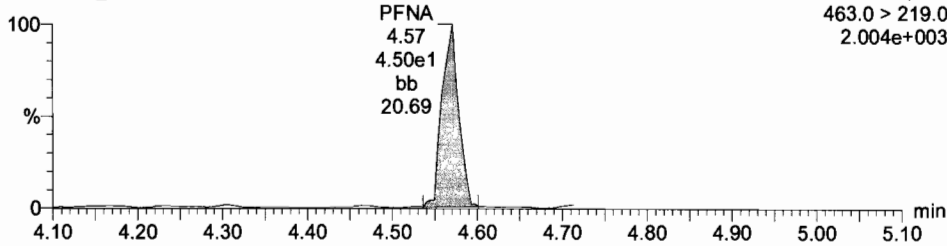


PFDA

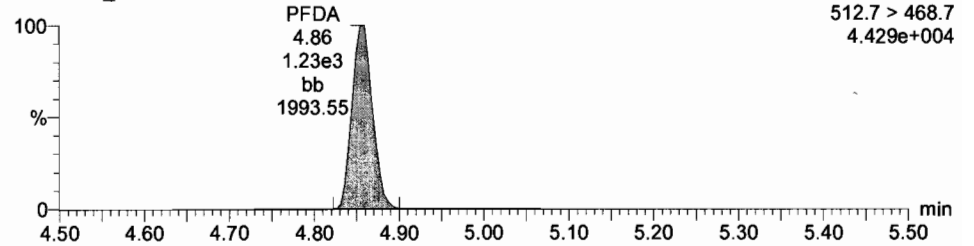
170711G3_4



170711G3_4

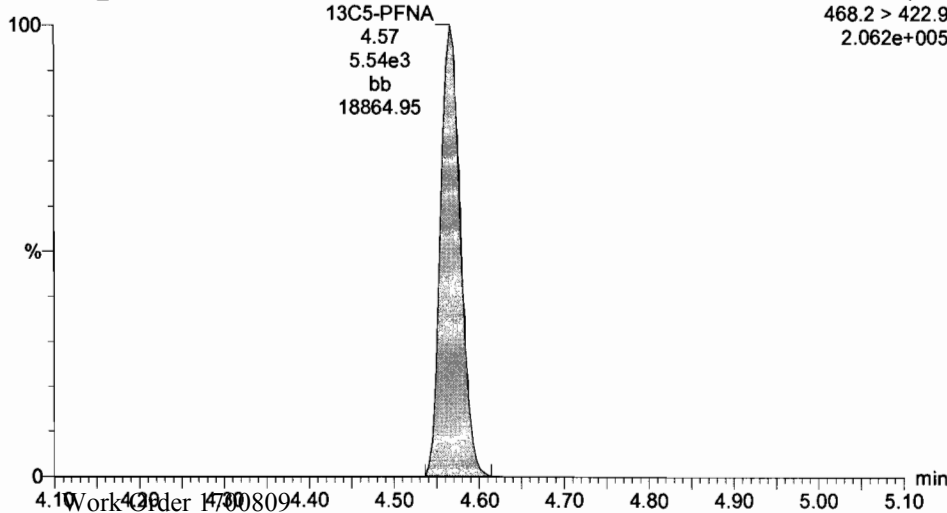


170711G3_4



13C5-PFNA

170711G3_4



Dataset: U:\G1.PRO\Results\2017\New folder\170711G3-CRV.qld

Last Altered: Wednesday, July 12, 2017 09:08:42 Pacific Daylight Time

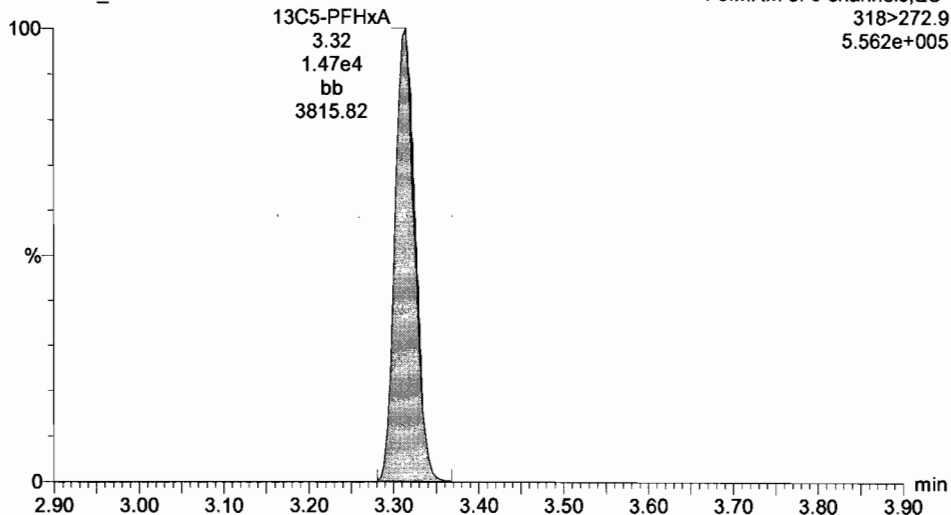
Printed: Wednesday, July 12, 2017 09:17:35 Pacific Daylight Time

ID: ST170711G3-3 PFC CS0 17G1113, Description: PFC CS 0 17G1113, Name: 170711G3_4, Date: 11-Jul-2017, Time: 17:54:28, Instrument: , Lab: , User:

13C5-PFHxA

170711G3_4

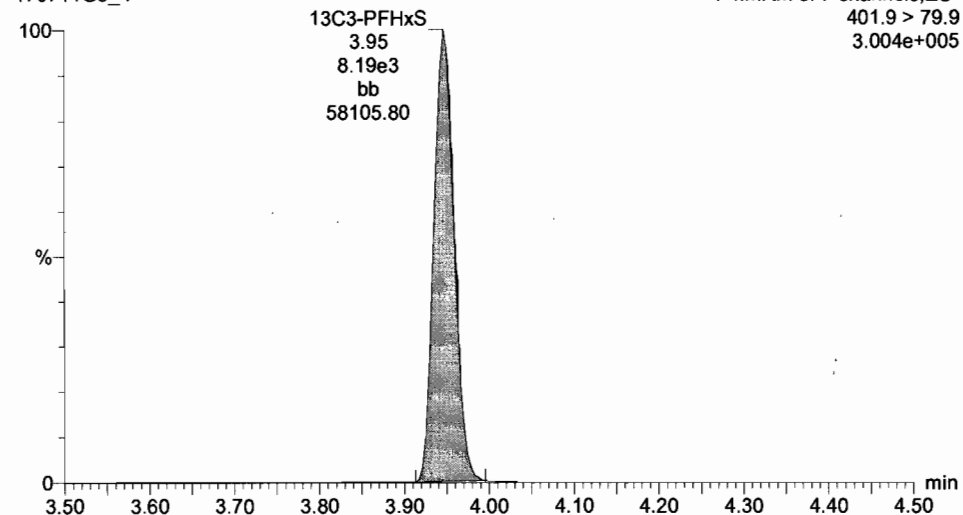
F3:MRM of 9 channels,ES-
318>272.9
5.562e+005



13C3-PFHxS

170711G3_4

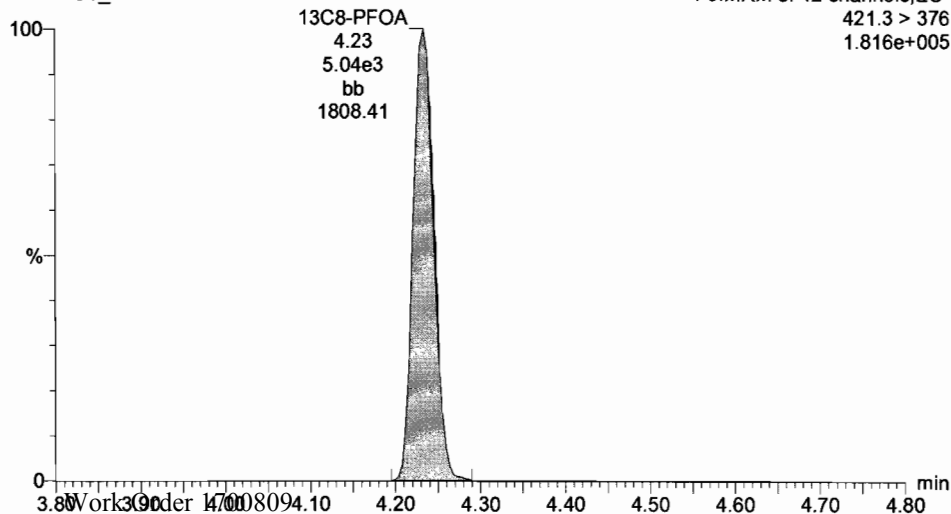
F4:MRM of 7 channels,ES-
401.9 > 79.9
3.004e+005



13C8-PFOA

170711G3_4

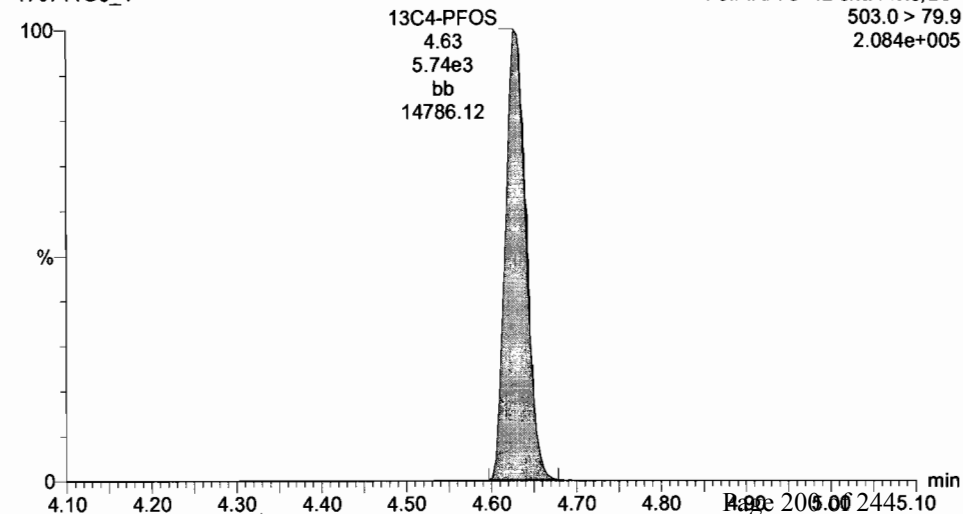
F5:MRM of 12 channels,ES-
421.3 > 376
1.816e+005



13C4-PFOS

170711G3_4

F5:MRM of 12 channels,ES-
503.0 > 79.9
2.084e+005



Dataset: U:\G1.PRO\Results\2017\New folder\170711G3-CRV.qld

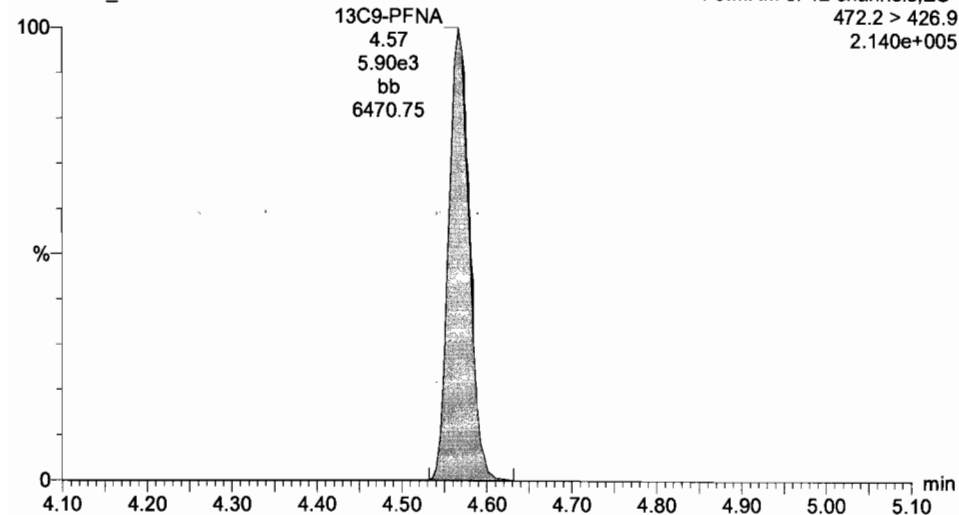
Last Altered: Wednesday, July 12, 2017 09:08:42 Pacific Daylight Time

Printed: Wednesday, July 12, 2017 09:17:35 Pacific Daylight Time

ID: ST170711G3-3 PFC CS0 17G1113, Description: PFC CS 0 17G1113, Name: 170711G3_4, Date: 11-Jul-2017, Time: 17:54:28, Instrument: , Lab: , User:

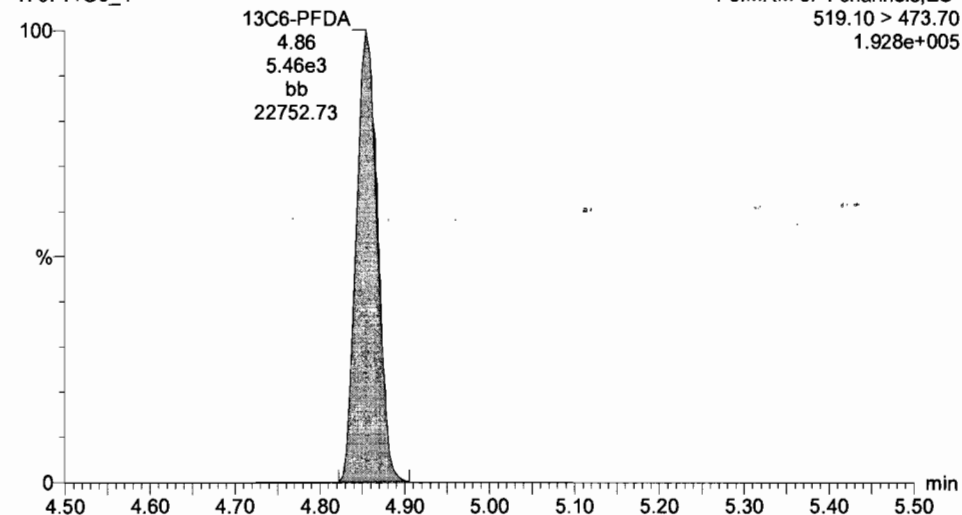
13C9-PFNA

170711G3_4



13C6-PFDA

170711G3_4



Dataset: U:\G1.PRO\Results\2017\New folder\170711G3-CRV.qld

Last Altered: Wednesday, July 12, 2017 09:08:42 Pacific Daylight Time

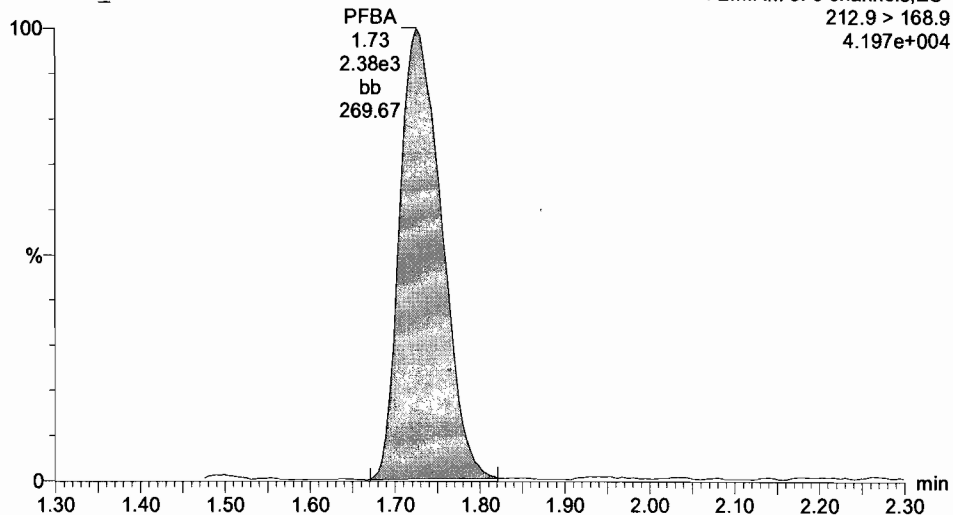
Printed: Wednesday, July 12, 2017 09:17:35 Pacific Daylight Time

ID: ST170711G3-4 PFC CS1 17G1114, Description: PFC CS1 17G1114, Name: 170711G3_5, Date: 11-Jul-2017, Time: 18:07:01, Instrument: , Lab: , User:

PFBA

170711G3_5

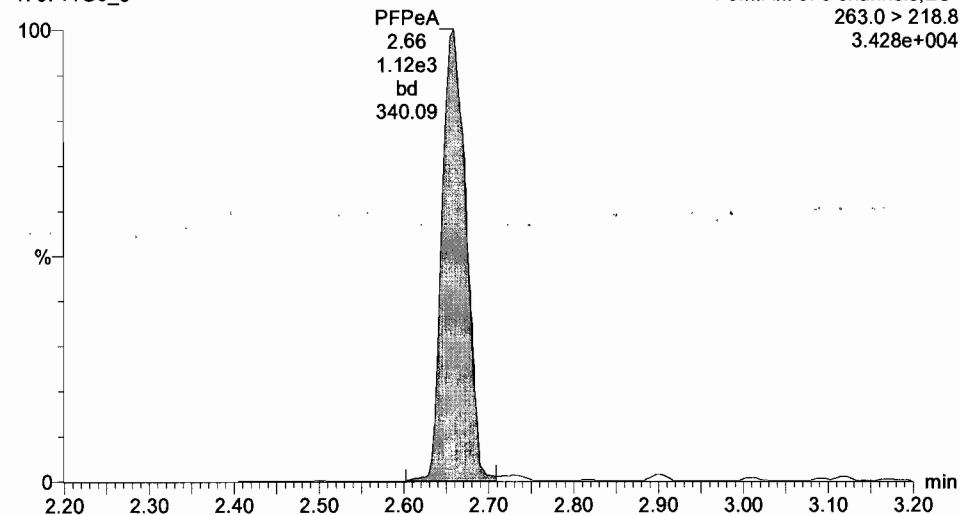
F2:MRM of 3 channels,ES-
212.9 > 168.9
4.197e+004



PFPeA

170711G3_5

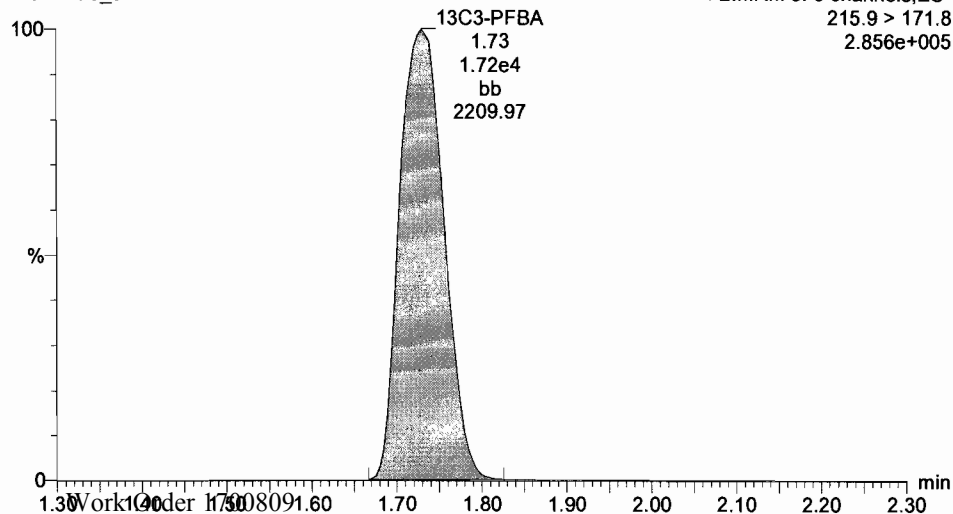
F3:MRM of 9 channels,ES-
263.0 > 218.8
3.428e+004



13C3-PFBA

170711G3_5

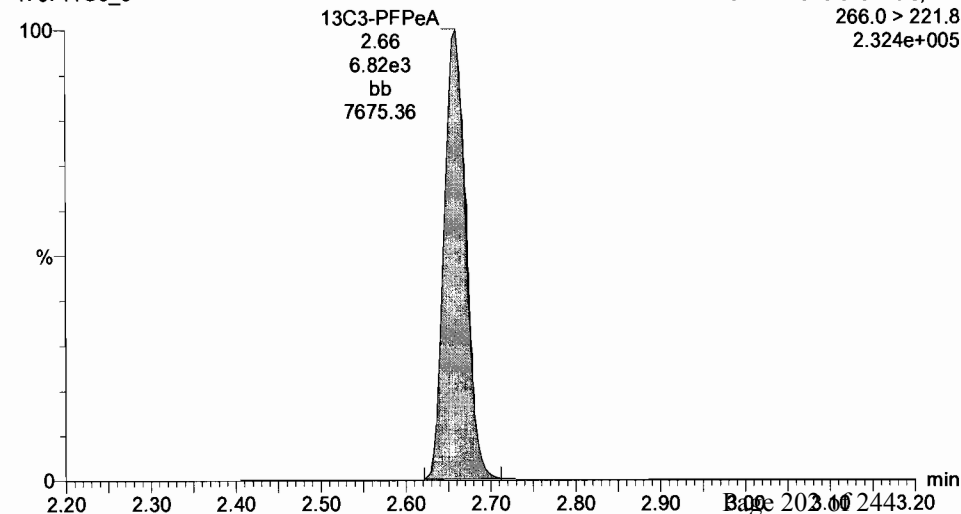
F2:MRM of 3 channels,ES-
215.9 > 171.8
2.856e+005



13C3-PFPeA

170711G3_5

F3:MRM of 9 channels,ES-
266.0 > 221.8
2.324e+005



Dataset: U:\G1.PRO\Results\2017\New folder\170711G3-CRV.qld

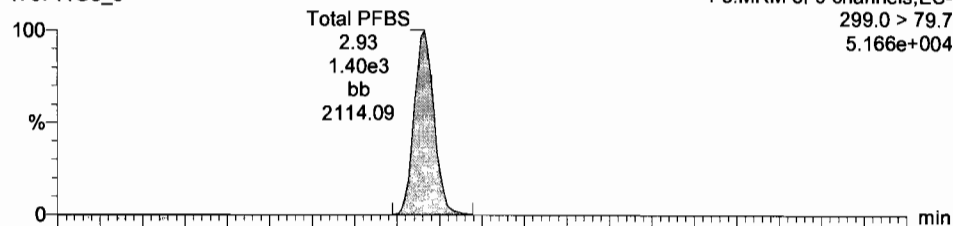
Last Altered: Wednesday, July 12, 2017 09:08:42 Pacific Daylight Time

Printed: Wednesday, July 12, 2017 09:17:35 Pacific Daylight Time

ID: ST170711G3-4 PFC CS1 17G1114, Description: PFC CS1 17G1114, Name: 170711G3_5, Date: 11-Jul-2017, Time: 18:07:01, Instrument: , Lab: , User:

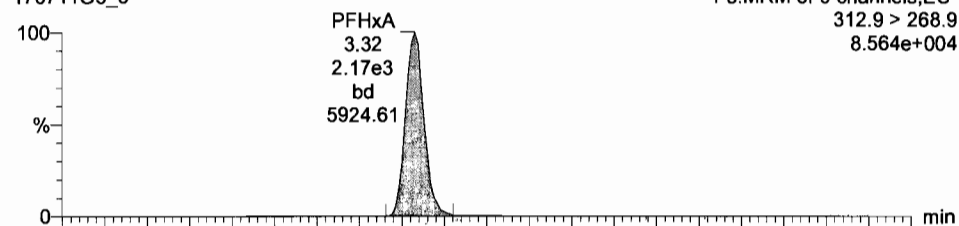
Total PFBS

170711G3_5

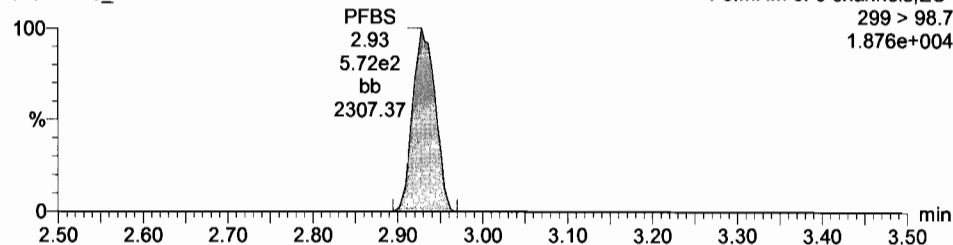


PFHxA

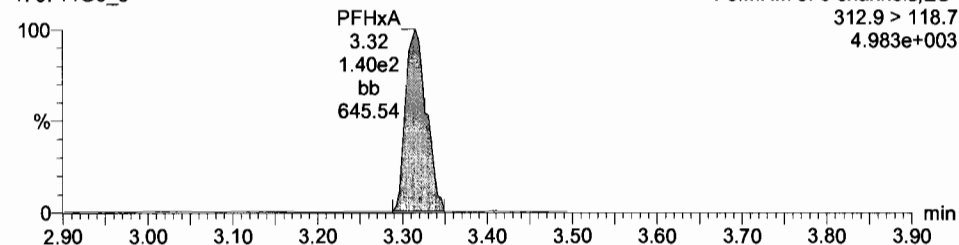
170711G3_5



170711G3_5

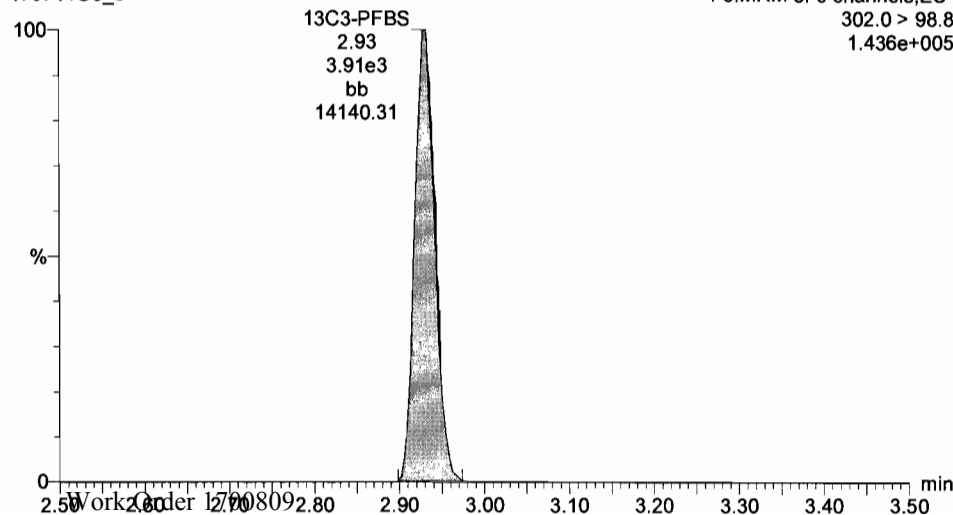


170711G3_5



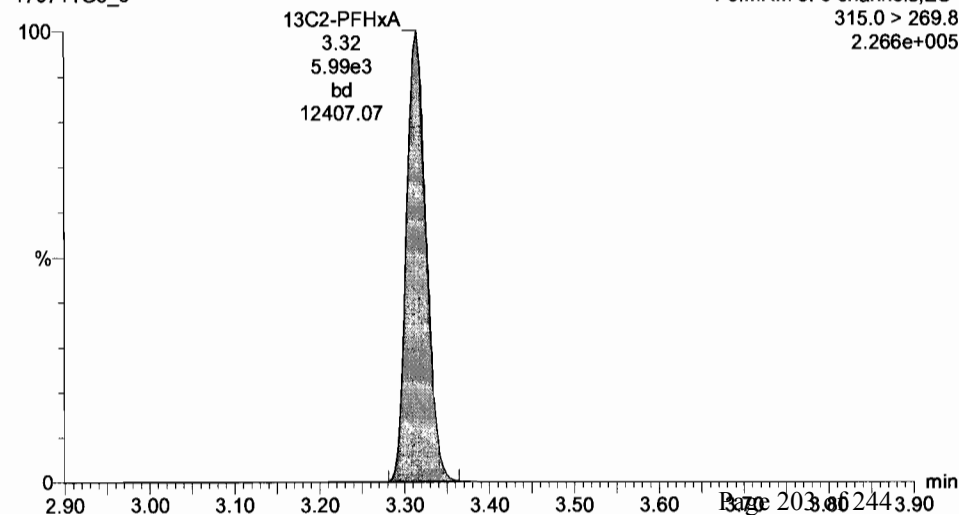
13C3-PFBS

170711G3_5



13C2-PFHxA

170711G3_5



Dataset: U:\G1.PRO\Results\2017\New folder\170711G3-CRV.qld

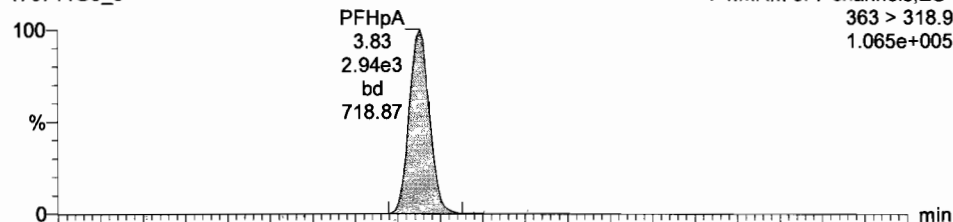
Last Altered: Wednesday, July 12, 2017 09:08:42 Pacific Daylight Time

Printed: Wednesday, July 12, 2017 09:17:35 Pacific Daylight Time

ID: ST170711G3-4 PFC CS1 17G1114, Description: PFC CS1 17G1114, Name: 170711G3_5, Date: 11-Jul-2017, Time: 18:07:01, Instrument: , Lab: , User:

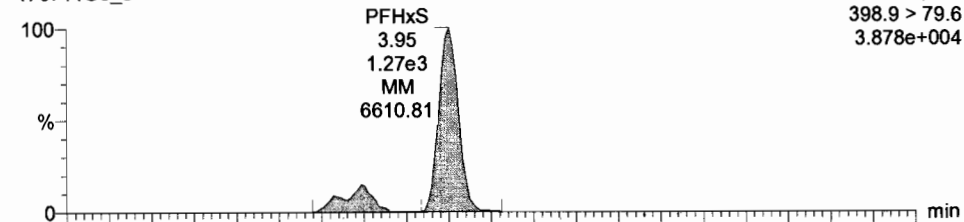
PFHpA

170711G3_5

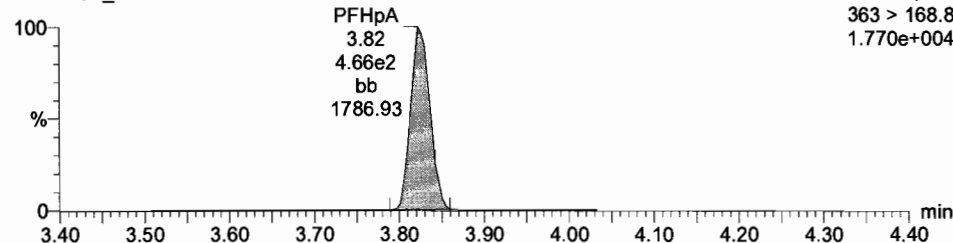


Total PFHxS

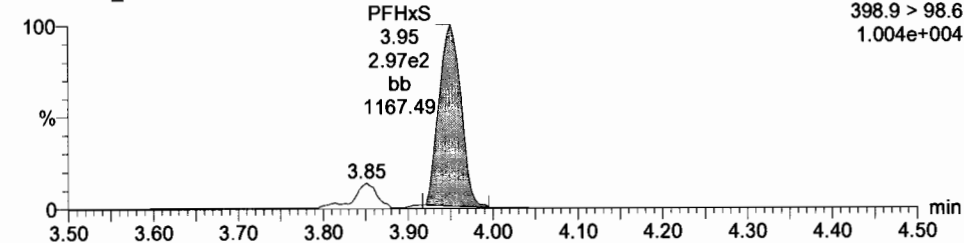
170711G3_5



170711G3_5

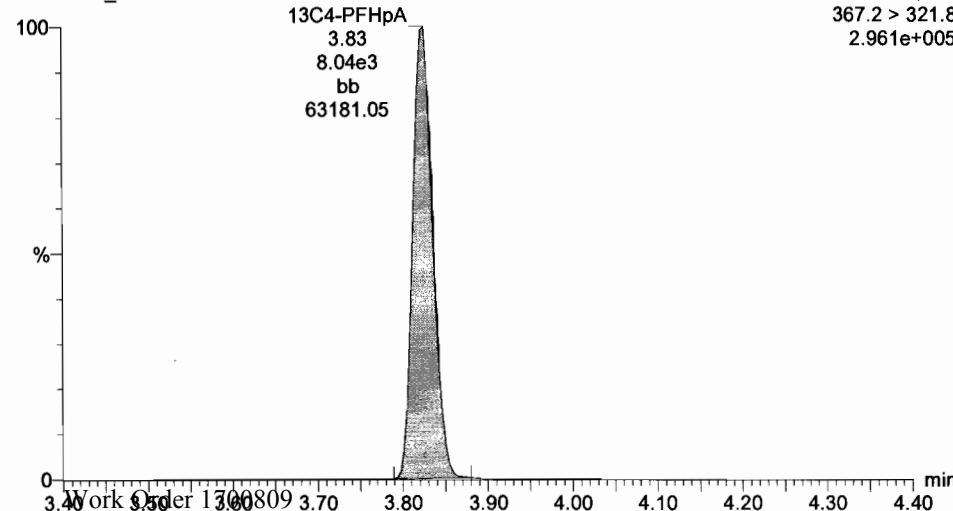


170711G3_5



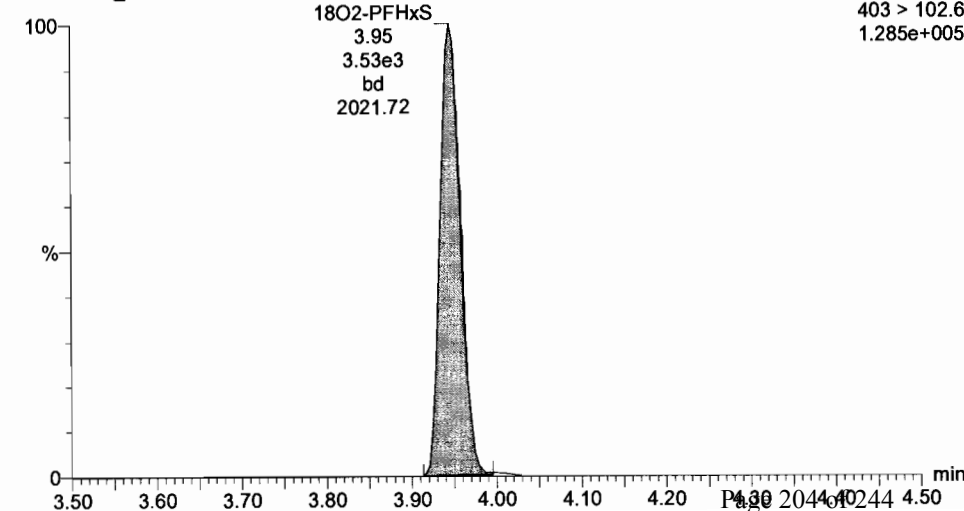
13C4-PFHpA

170711G3_5



18O2-PFHxS

170711G3_5



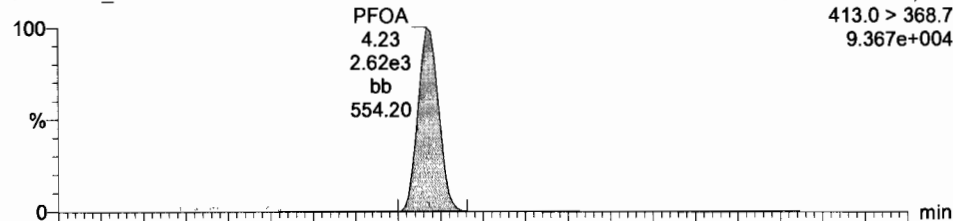
Dataset: U:\G1.PRO\Results\2017\New folder\170711G3-CRV.qld

Last Altered: Wednesday, July 12, 2017 09:08:42 Pacific Daylight Time
Printed: Wednesday, July 12, 2017 09:17:35 Pacific Daylight Time

ID: ST170711G3-4 PFC CS1 17G1114, Description: PFC CS1 17G1114, Name: 170711G3_5, Date: 11-Jul-2017, Time: 18:07:01, Instrument: , Lab: , User:

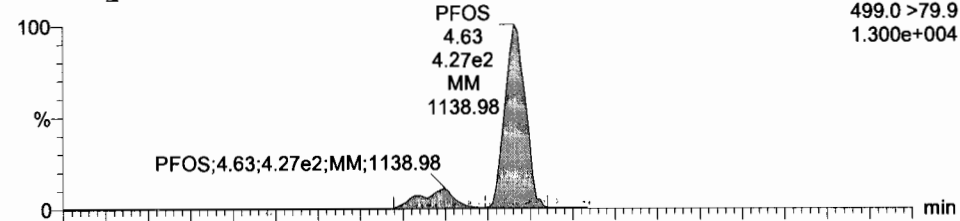
Total PFOA

170711G3_5

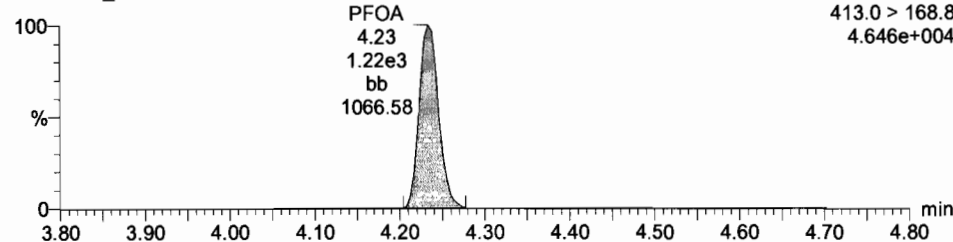


Total PFOS

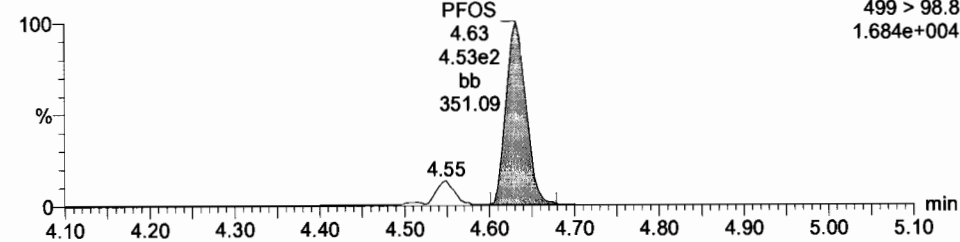
170711G3_5



170711G3_5

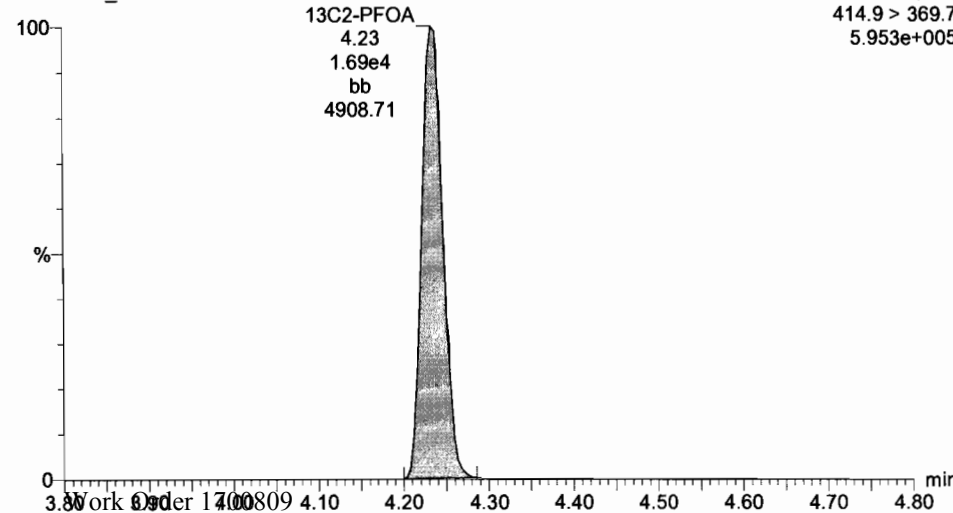


170711G3_5



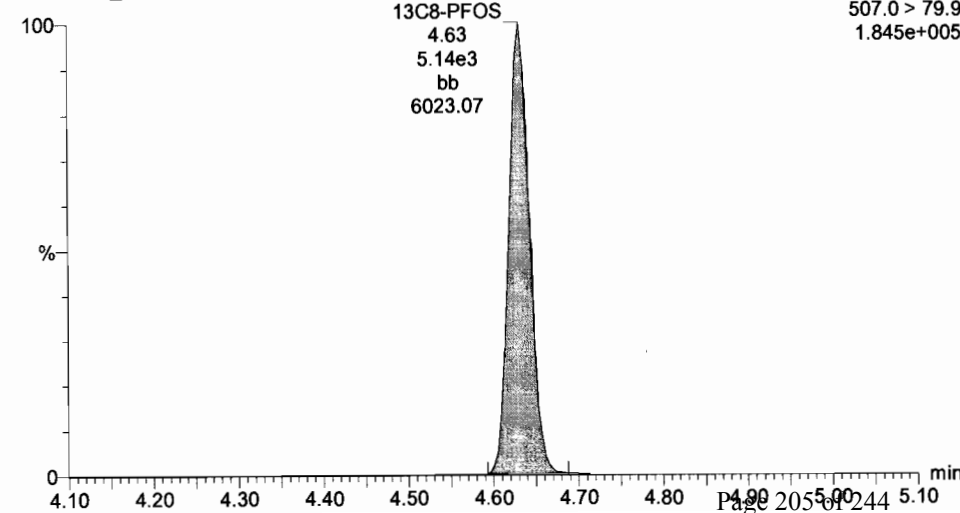
13C2-PFOA

170711G3_5



13C8-PFOS

170711G3_5



Dataset: U:\G1.PRO\Results\2017\New folder\170711G3-CRV.qld

Last Altered: Wednesday, July 12, 2017 09:08:42 Pacific Daylight Time

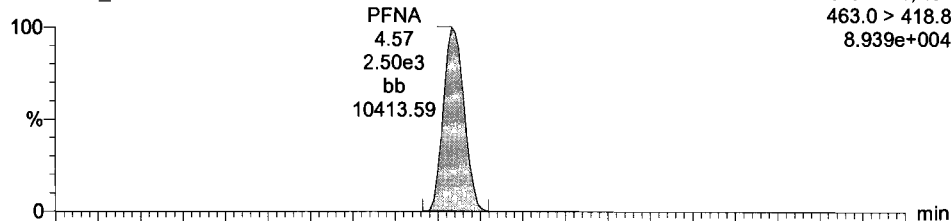
Printed: Wednesday, July 12, 2017 09:17:35 Pacific Daylight Time

ID: ST170711G3-4 PFC CS1 17G1114, Description: PFC CS1 17G1114, Name: 170711G3_5, Date: 11-Jul-2017, Time: 18:07:01, Instrument: , Lab: , User:

PFNA

170711G3_5

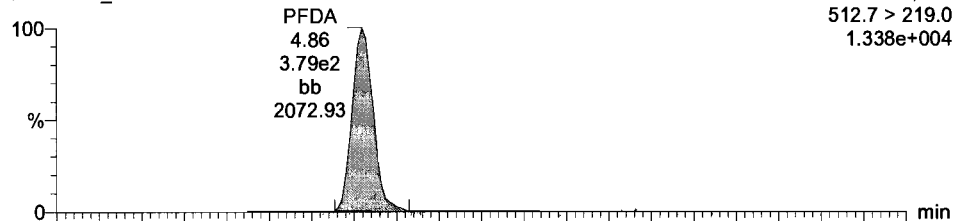
F5:MRM of 12 channels,ES-
463.0 > 418.8
8.939e+004



PFDA

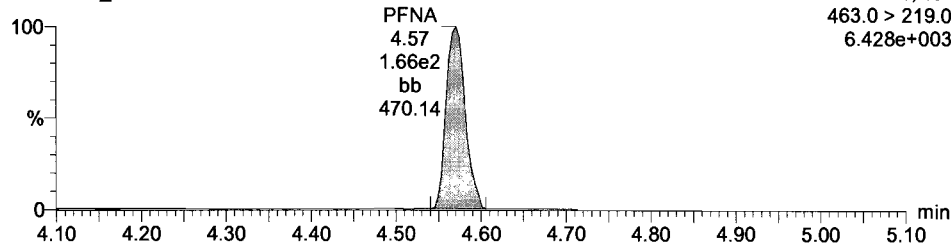
170711G3_5

F6:MRM of 4 channels,ES-
512.7 > 219.0
1.338e+004



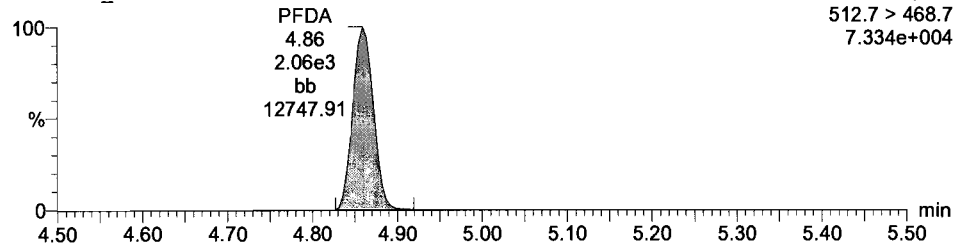
170711G3_5

F5:MRM of 12 channels,ES-
463.0 > 219.0
6.428e+003



170711G3_5

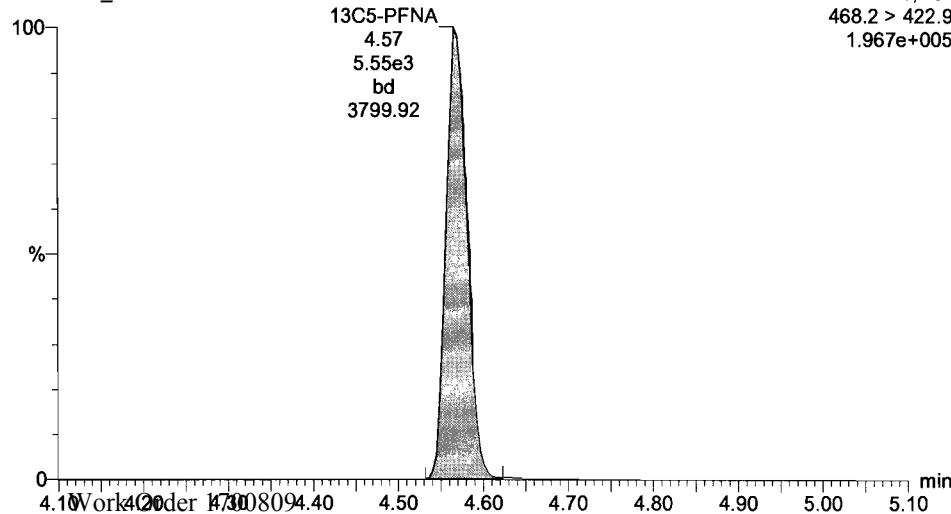
F6:MRM of 4 channels,ES-
512.7 > 468.7
7.334e+004



13C5-PFNA

170711G3_5

F5:MRM of 12 channels,ES-
468.2 > 422.9
1.967e+005



Dataset: U:\G1.PRO\Results\2017\New folder\170711G3-CRV.qld

Last Altered: Wednesday, July 12, 2017 09:08:42 Pacific Daylight Time

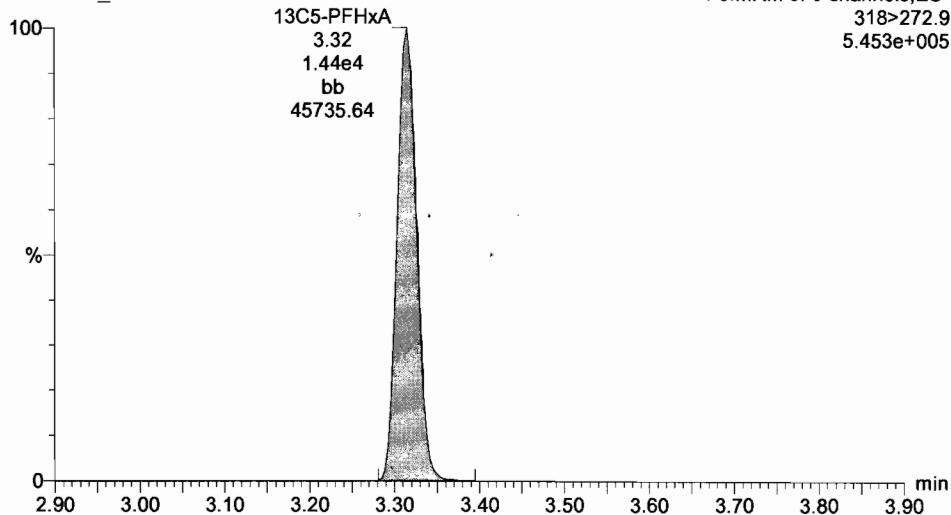
Printed: Wednesday, July 12, 2017 09:17:35 Pacific Daylight Time

ID: ST170711G3-4 PFC CS1 17G1114, Description: PFC CS1 17G1114, Name: 170711G3_5, Date: 11-Jul-2017, Time: 18:07:01, Instrument: , Lab: , User:

13C5-PFHxA

170711G3_5

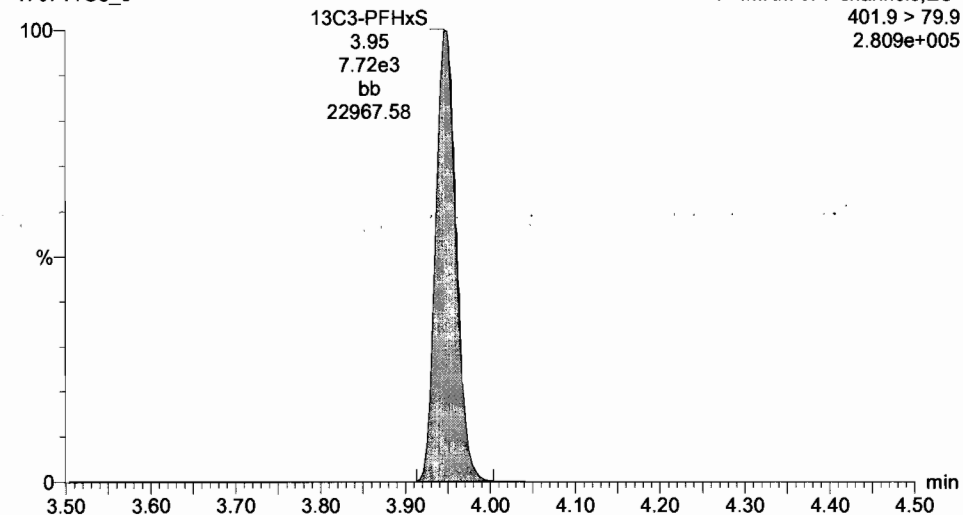
F3:MRM of 9 channels,ES-
318>272.9
5.453e+005



13C3-PFHxS

170711G3_5

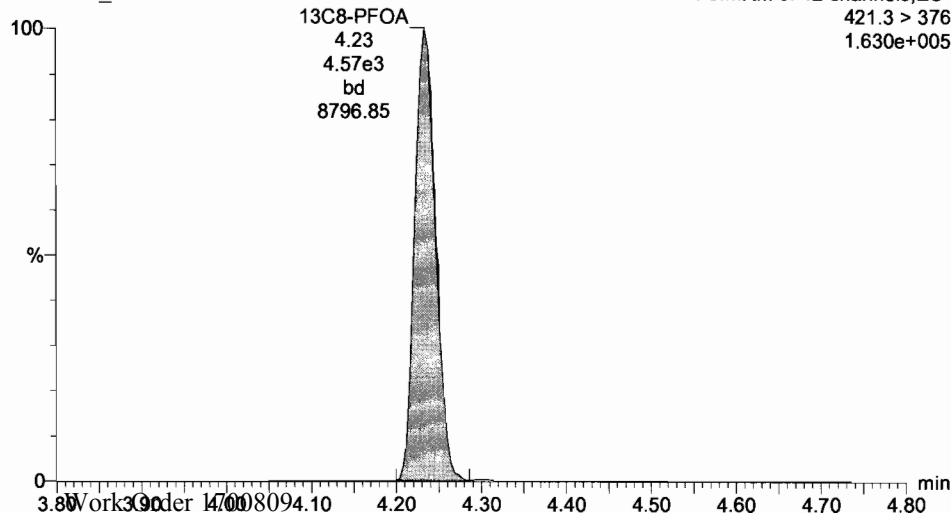
F4:MRM of 7 channels,ES-
401.9 > 79.9
2.809e+005



13C8-PFOA

170711G3_5

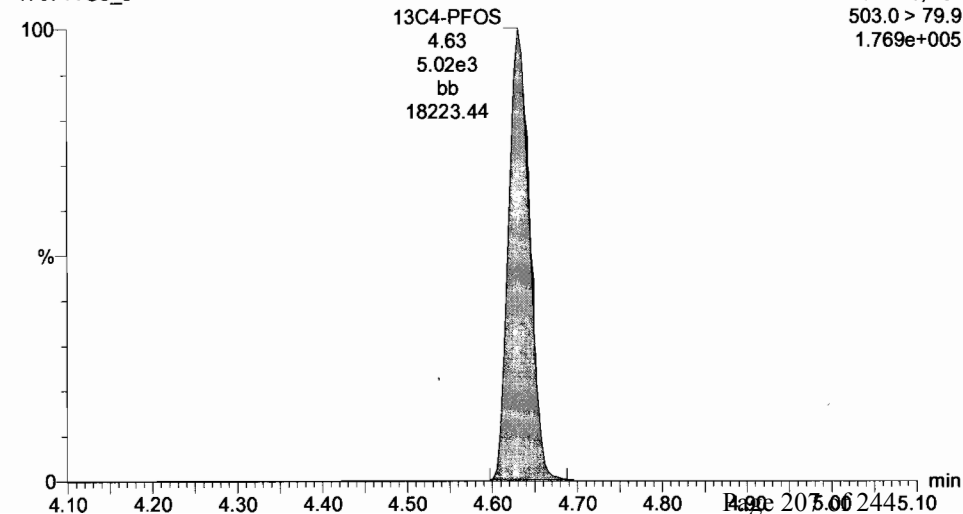
F5:MRM of 12 channels,ES-
421.3 > 376
1.630e+005



13C4-PFOS

170711G3_5

F5:MRM of 12 channels,ES-
503.0 > 79.9
1.769e+005



Dataset: U:\G1.PRO\Results\2017\New folder\170711G3-CRV.qld

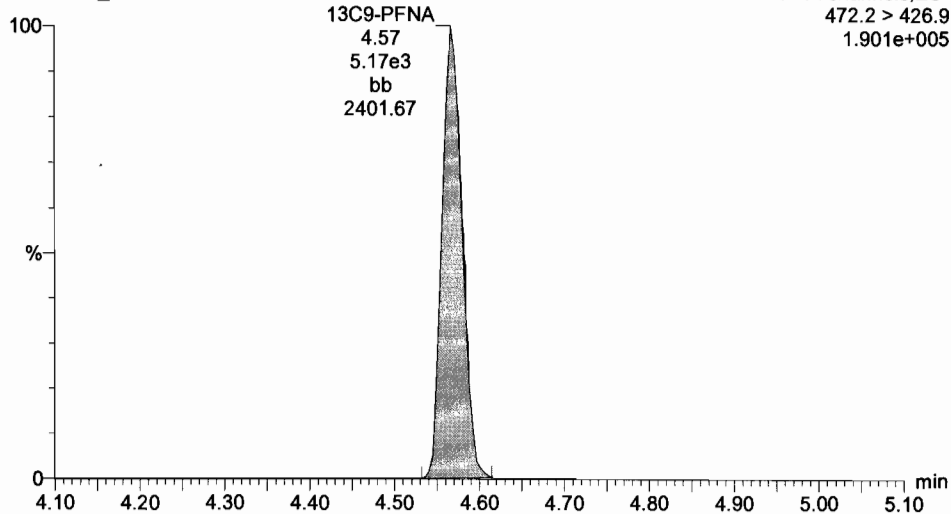
Last Altered: Wednesday, July 12, 2017 09:08:42 Pacific Daylight Time

Printed: Wednesday, July 12, 2017 09:17:35 Pacific Daylight Time

ID: ST170711G3-4 PFC CS1 17G1114, Description: PFC CS1 17G1114, Name: 170711G3_5, Date: 11-Jul-2017, Time: 18:07:01, Instrument: , Lab: , User:

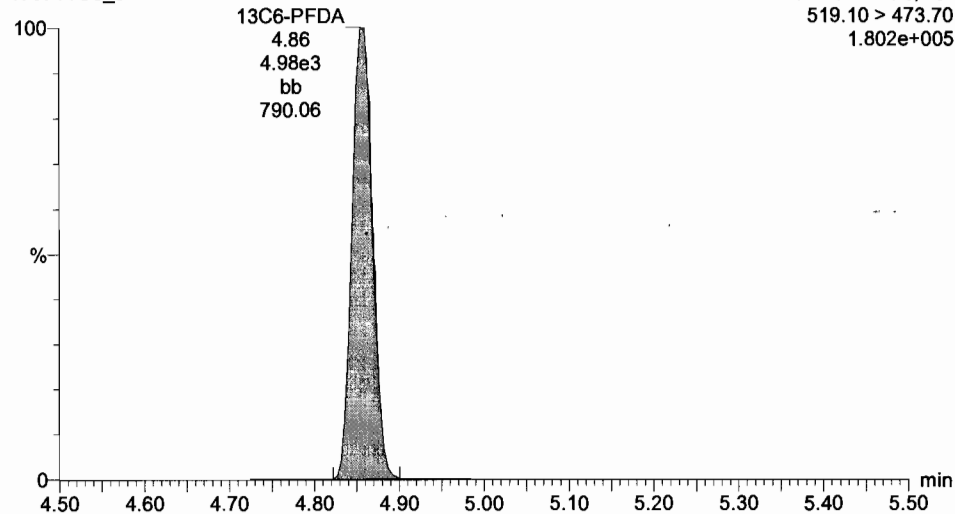
13C9-PFNA

170711G3_5



13C6-PFDA

170711G3_5



Dataset: U:\G1.PRO\Results\2017\New folder\170711G3-CRV.qld

Last Altered: Wednesday, July 12, 2017 09:08:42 Pacific Daylight Time

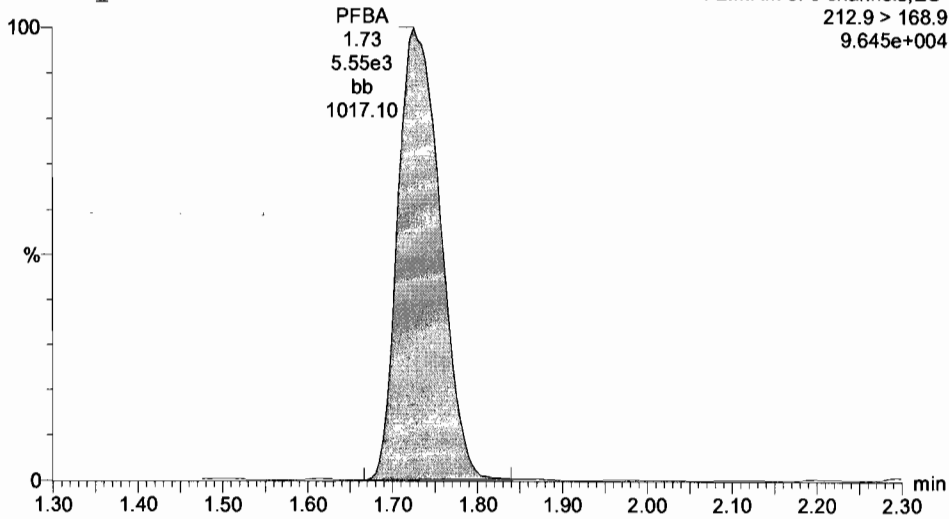
Printed: Wednesday, July 12, 2017 09:17:35 Pacific Daylight Time

ID: ST170711G3-5 PFC CS2 17G1115, Description: PFC CS2 17G1115, Name: 170711G3_6, Date: 11-Jul-2017, Time: 18:19:36, Instrument: , Lab: , User:

PFBA

170711G3_6

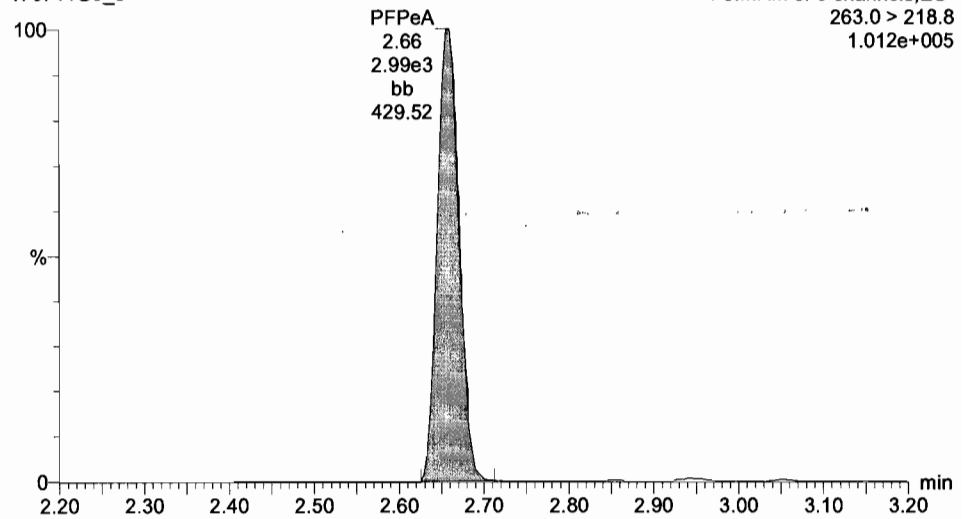
F2:MRM of 3 channels,ES-
212.9 > 168.9
9.645e+004



PFPeA

170711G3_6

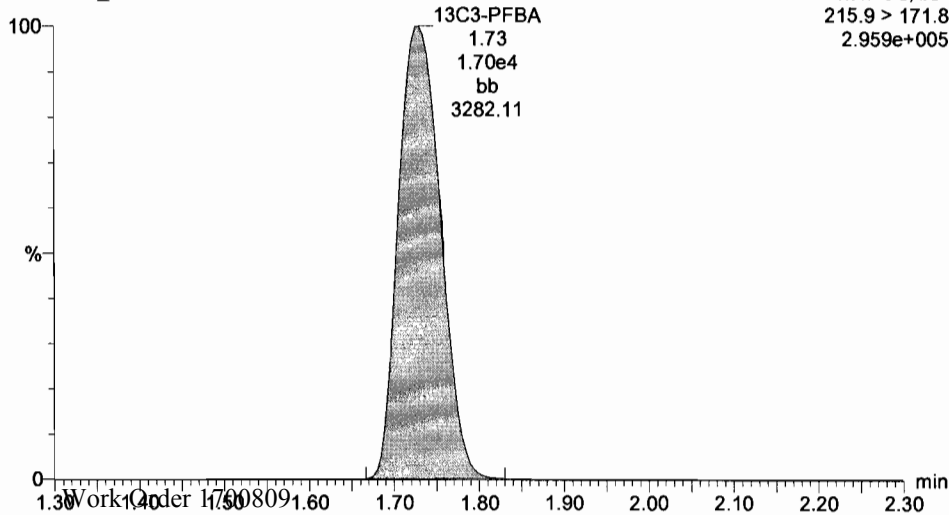
F3:MRM of 9 channels,ES-
263.0 > 218.8
1.012e+005



13C3-PFBA

170711G3_6

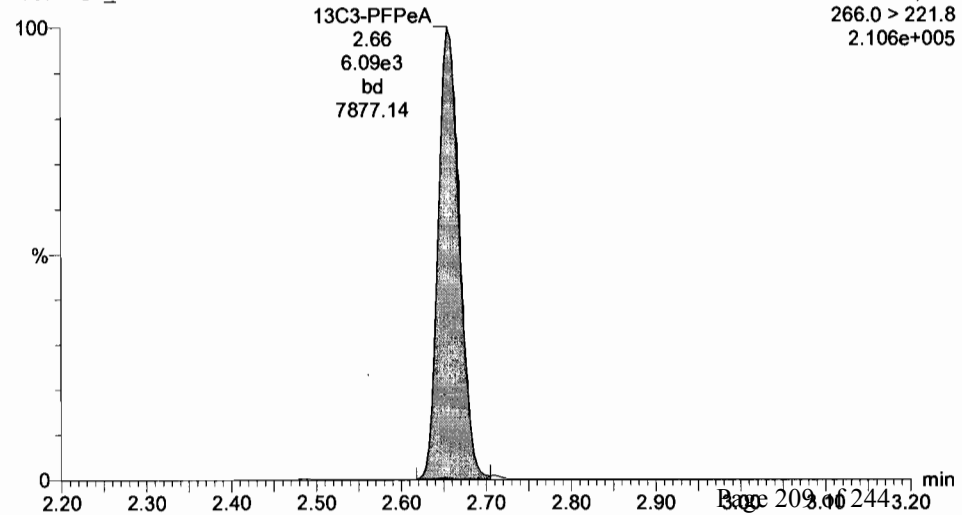
F2:MRM of 3 channels,ES-
215.9 > 171.8
2.959e+005



13C3-PFPeA

170711G3_6

F3:MRM of 9 channels,ES-
266.0 > 221.8
2.106e+005



Dataset: U:\G1.PRO\Results\2017\New folder\170711G3-CRV.qld

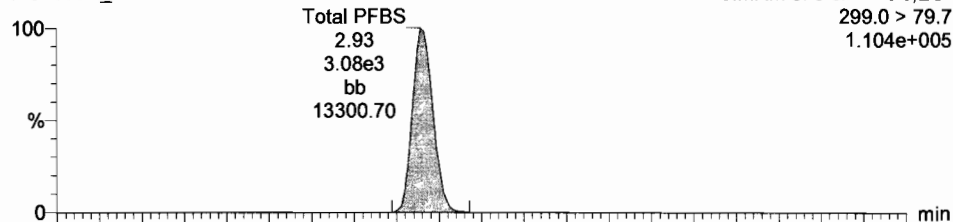
Last Altered: Wednesday, July 12, 2017 09:08:42 Pacific Daylight Time

Printed: Wednesday, July 12, 2017 09:17:35 Pacific Daylight Time

ID: ST170711G3-5 PFC CS2 17G1115, Description: PFC CS2 17G1115, Name: 170711G3_6, Date: 11-Jul-2017, Time: 18:19:36, Instrument: , Lab: , User:

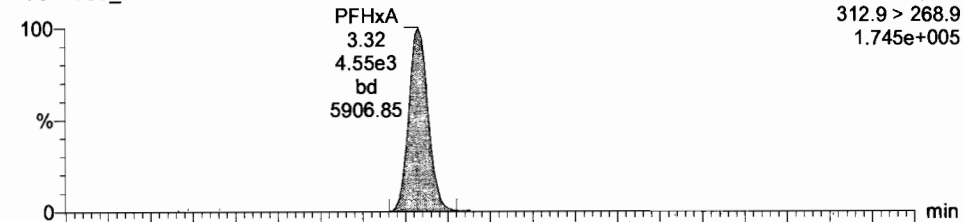
Total PFBS

170711G3_6

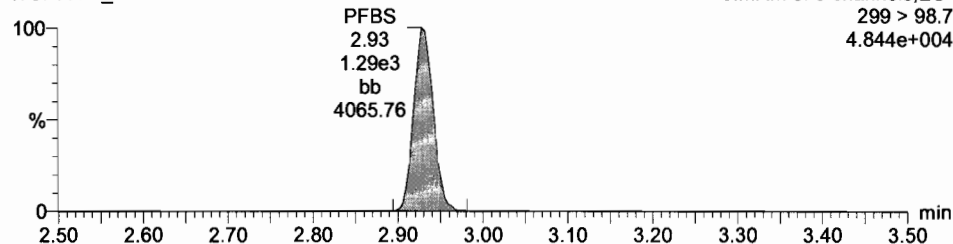


PFHxA

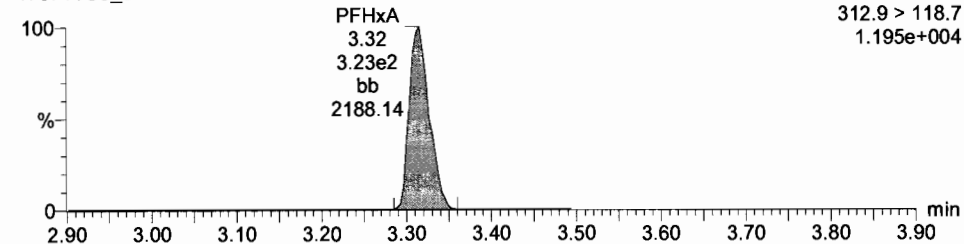
170711G3_6



170711G3_6

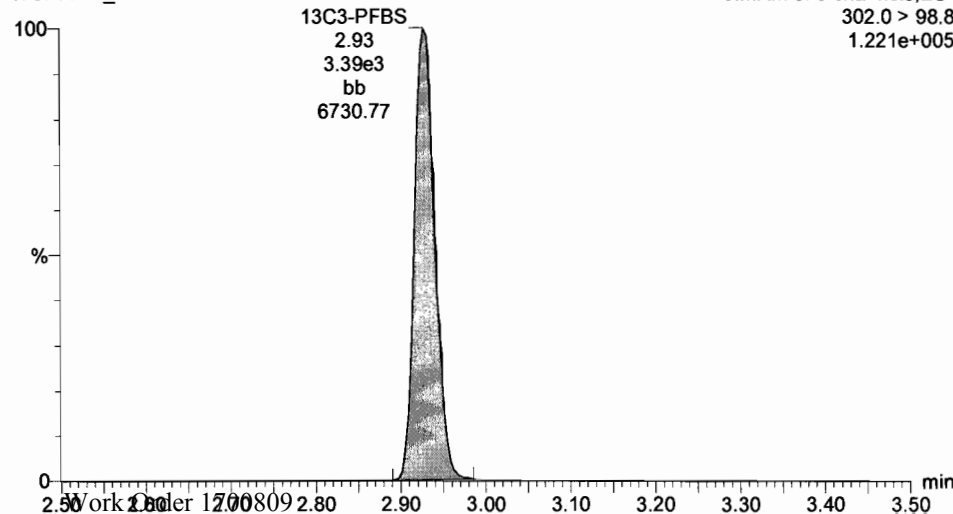


170711G3_6



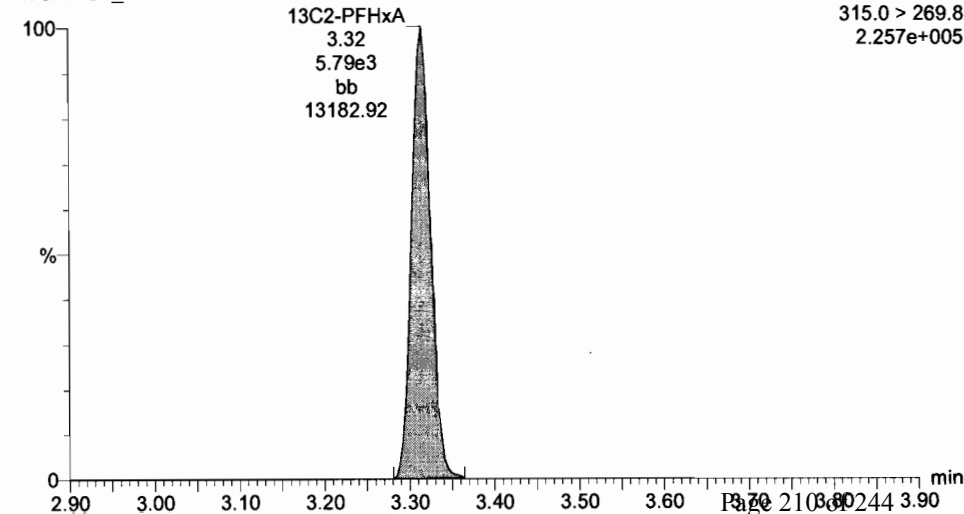
13C3-PFBS

170711G3_6



13C2-PFHxA

170711G3_6



Dataset: U:\G1.PRO\Results\2017\New folder\170711G3-CRV.qld

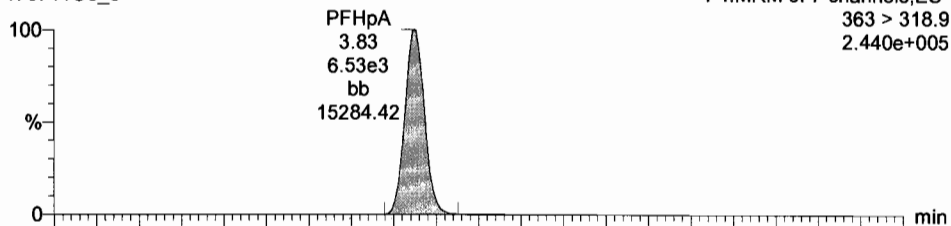
Last Altered: Wednesday, July 12, 2017 09:08:42 Pacific Daylight Time

Printed: Wednesday, July 12, 2017 09:17:35 Pacific Daylight Time

ID: ST170711G3-5 PFC CS2 17G1115, Description: PFC CS2 17G1115, Name: 170711G3_6, Date: 11-Jul-2017, Time: 18:19:36, Instrument: , Lab: , User:

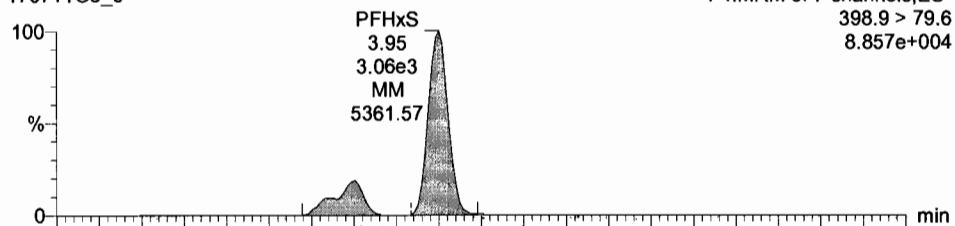
PFHpA

170711G3_6

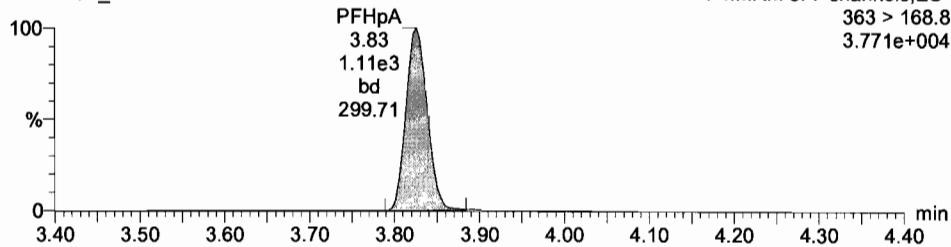


Total PFHxS

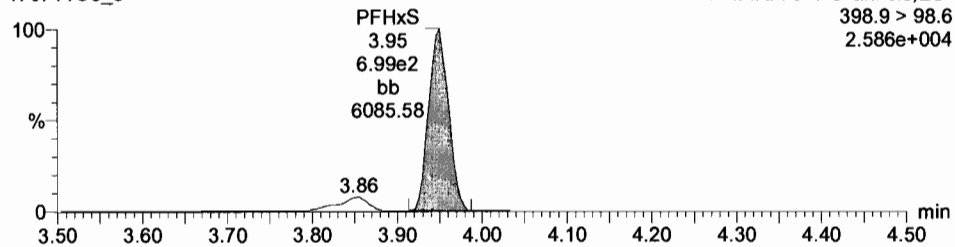
170711G3_6



170711G3_6

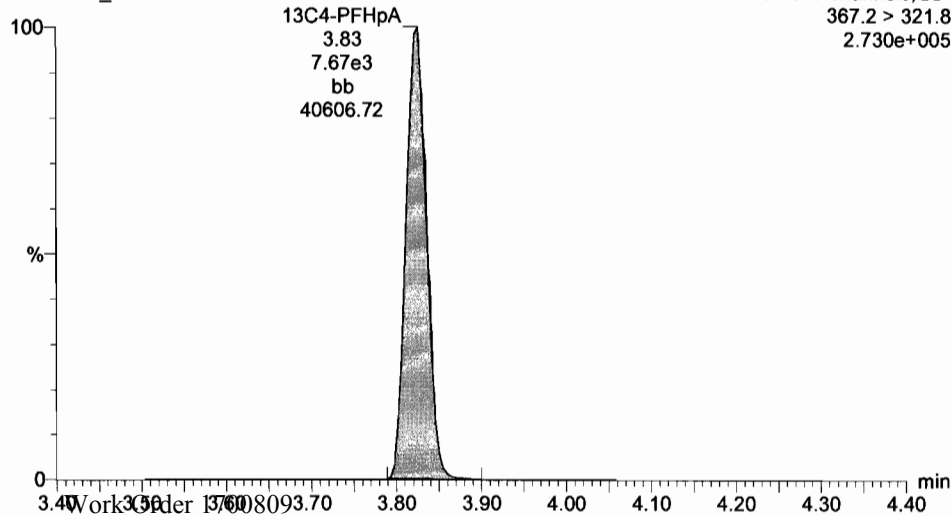


170711G3_6



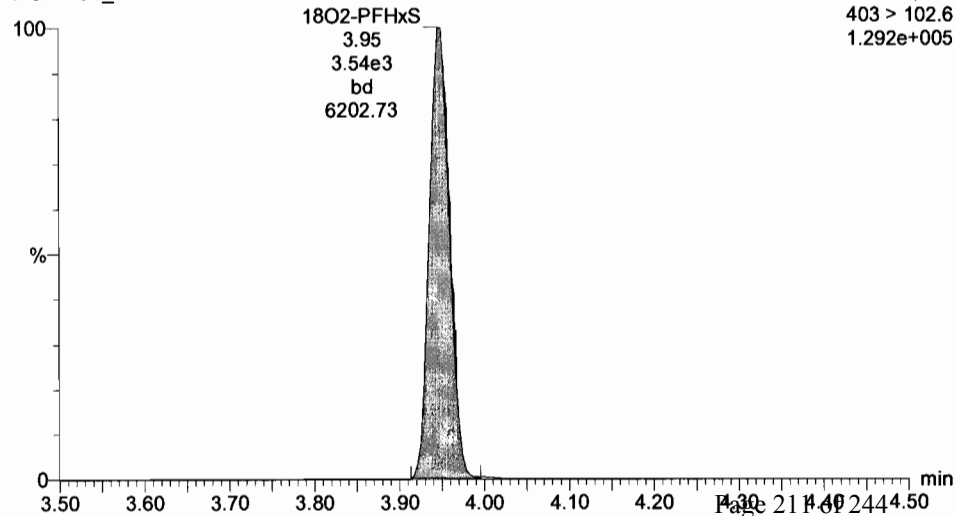
13C4-PFHpA

170711G3_6



18O2-PFHxS

170711G3_6



Dataset: U:\G1.PRO\Results\2017\New folder\170711G3-CRV.qld

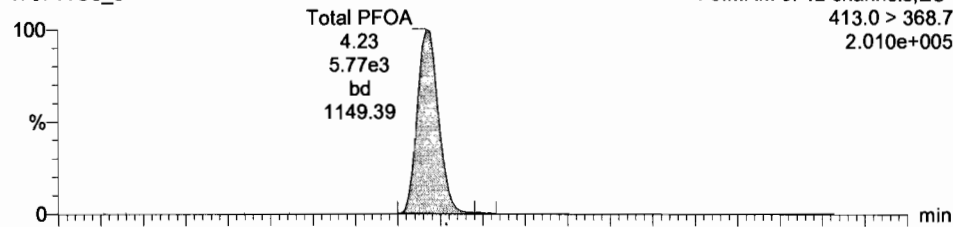
Last Altered: Wednesday, July 12, 2017 09:08:42 Pacific Daylight Time

Printed: Wednesday, July 12, 2017 09:17:35 Pacific Daylight Time

ID: ST170711G3-5 PFC CS2 17G1115, Description: PFC CS2 17G1115, Name: 170711G3_6, Date: 11-Jul-2017, Time: 18:19:36, Instrument: , Lab: , User:

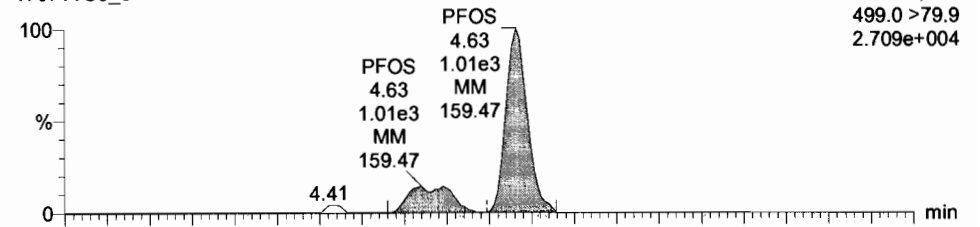
Total PFOA

170711G3_6

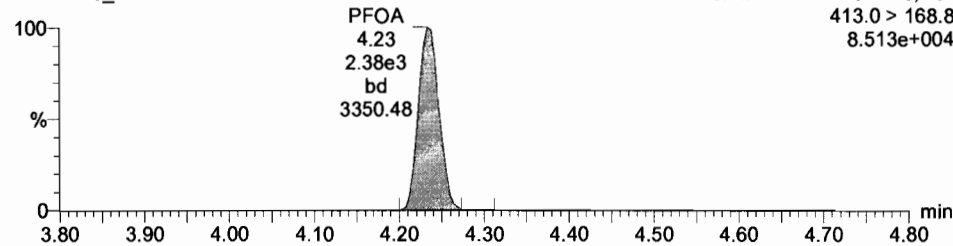


Total PFOS

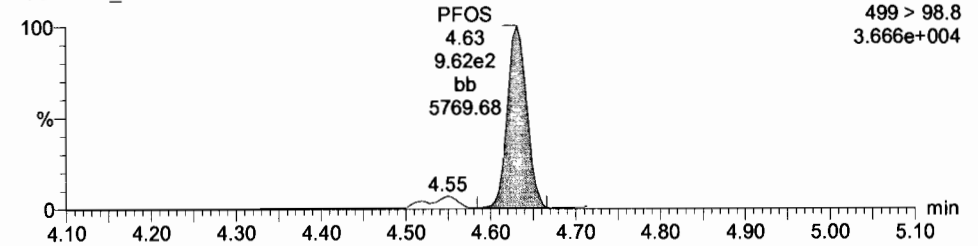
170711G3_6



170711G3_6

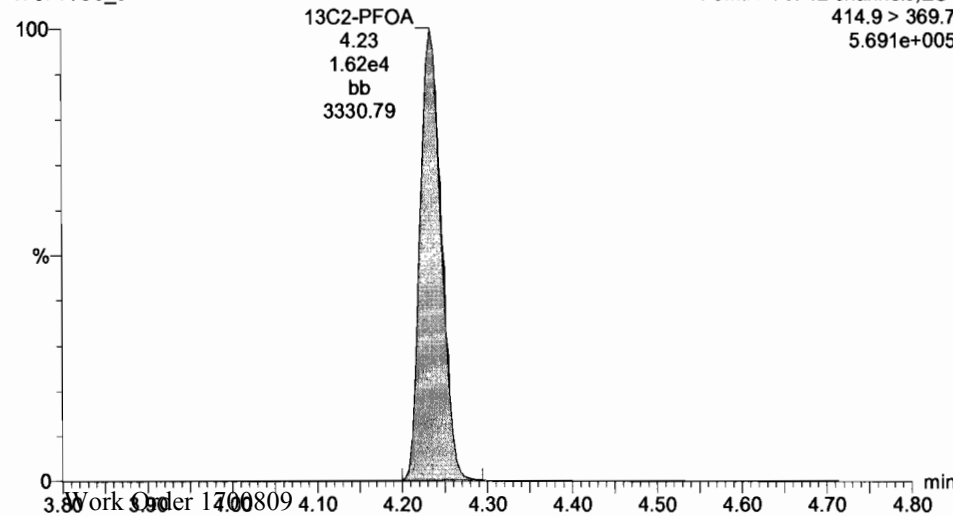


170711G3_6



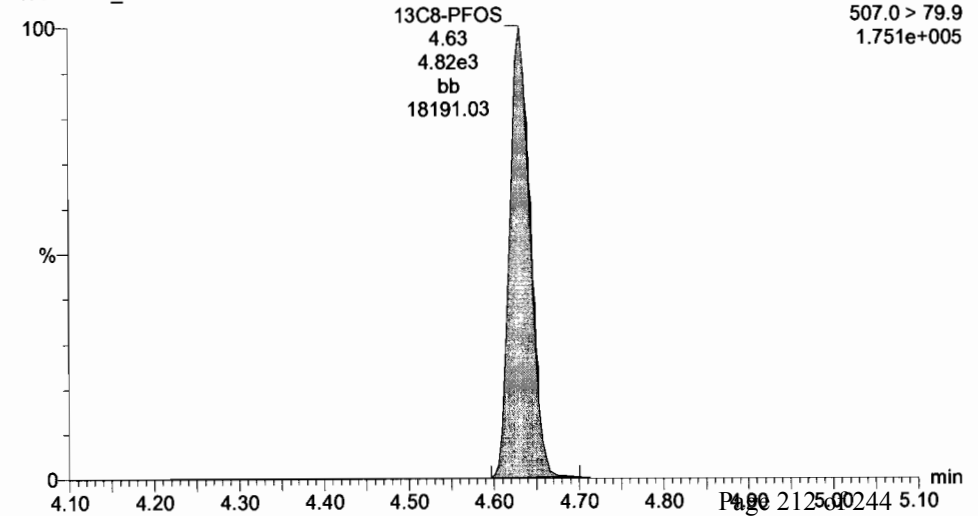
13C2-PFOA

170711G3_6



13C8-PFOS

170711G3_6



Dataset: U:\G1.PRO\Results\2017\New folder\170711G3-CRV.qld

Last Altered: Wednesday, July 12, 2017 09:08:42 Pacific Daylight Time

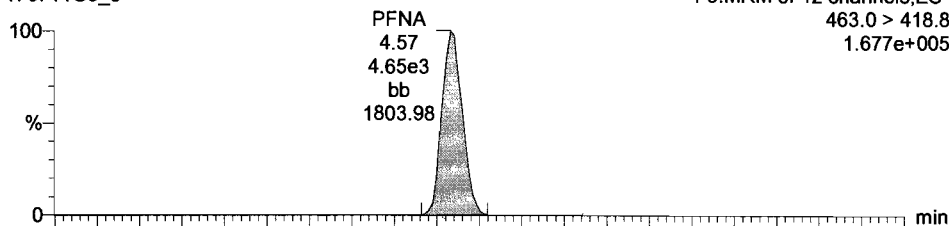
Printed: Wednesday, July 12, 2017 09:17:35 Pacific Daylight Time

ID: ST170711G3-5 PFC CS2 17G1115, Description: PFC CS2 17G1115, Name: 170711G3_6, Date: 11-Jul-2017, Time: 18:19:36, Instrument: , Lab: , User:

PFNA

170711G3_6

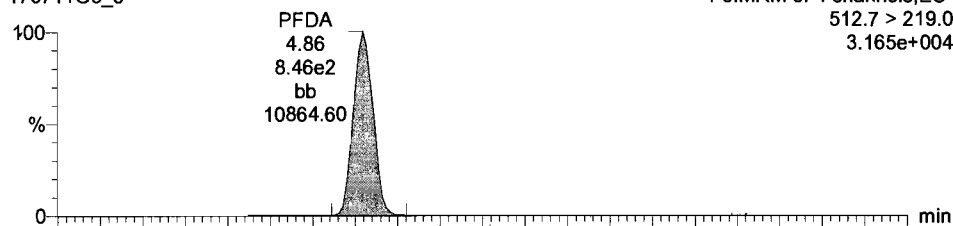
F5:MRM of 12 channels,ES-
463.0 > 418.8
1.677e+005



PFDA

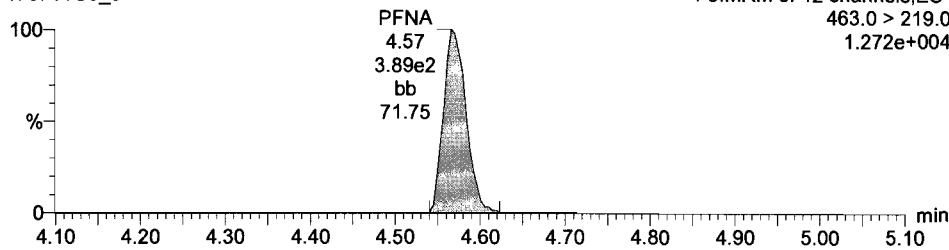
170711G3_6

F6:MRM of 4 channels,ES-
512.7 > 219.0
3.165e+004



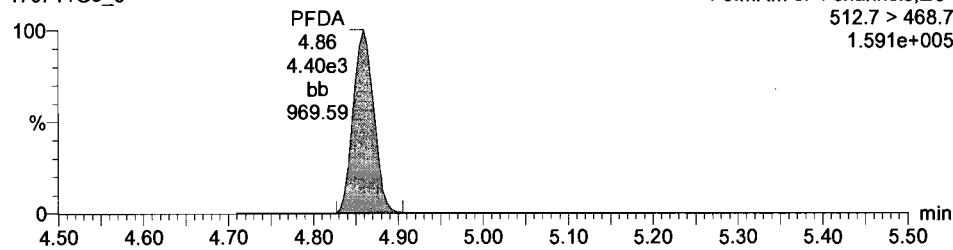
170711G3_6

F5:MRM of 12 channels,ES-
463.0 > 219.0
1.272e+004



170711G3_6

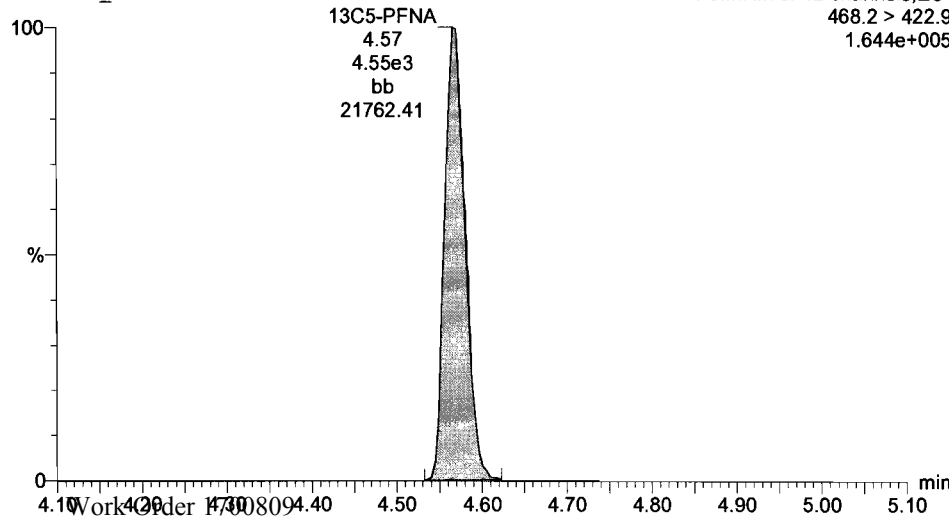
F6:MRM of 4 channels,ES-
512.7 > 468.7
1.591e+005



13C5-PFNA

170711G3_6

F5:MRM of 12 channels,ES-
468.2 > 422.9
1.644e+005



Dataset: U:\G1.PRO\Results\2017\New folder\170711G3-CRV.qld

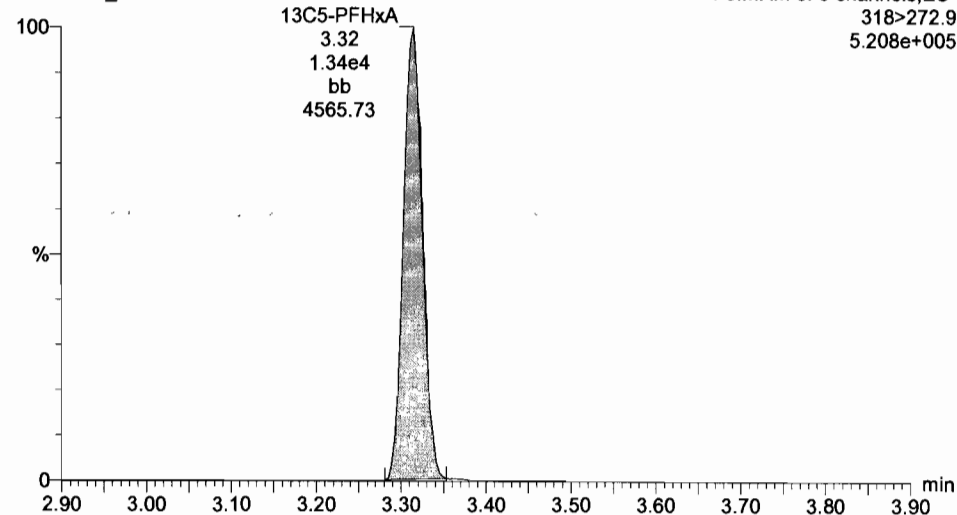
Last Altered: Wednesday, July 12, 2017 09:08:42 Pacific Daylight Time

Printed: Wednesday, July 12, 2017 09:17:35 Pacific Daylight Time

ID: ST170711G3-5 PFC CS2 17G1115, Description: PFC CS2 17G1115, Name: 170711G3_6, Date: 11-Jul-2017, Time: 18:19:36, Instrument: , Lab: , User:

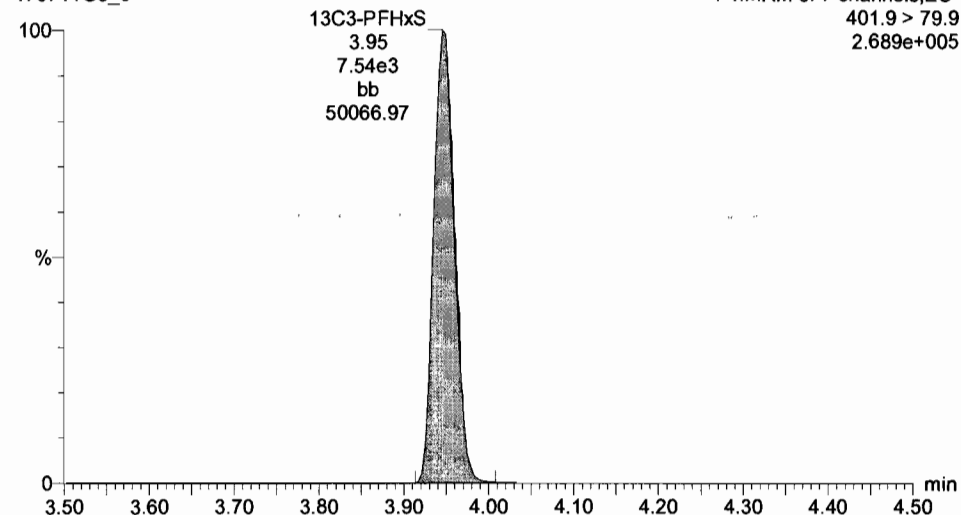
13C5-PFHxA

170711G3_6



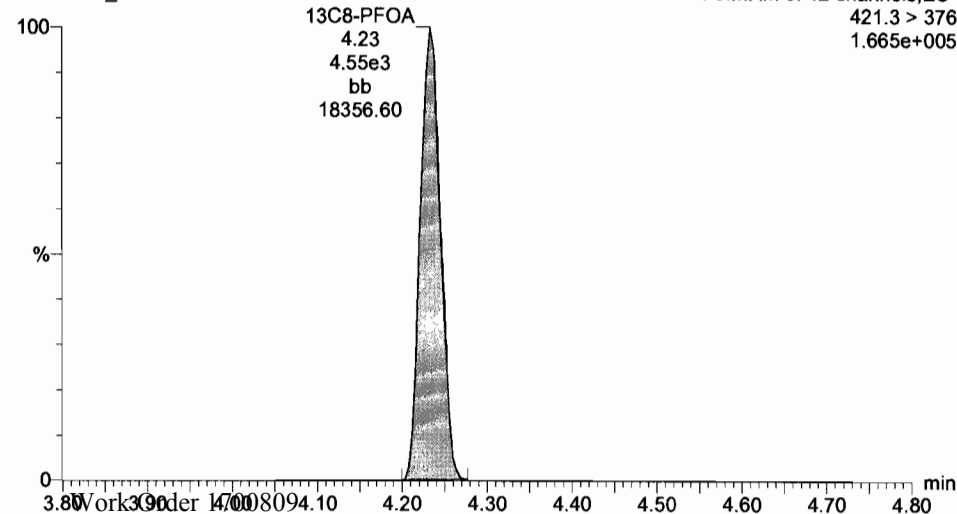
13C3-PFHxS

170711G3_6



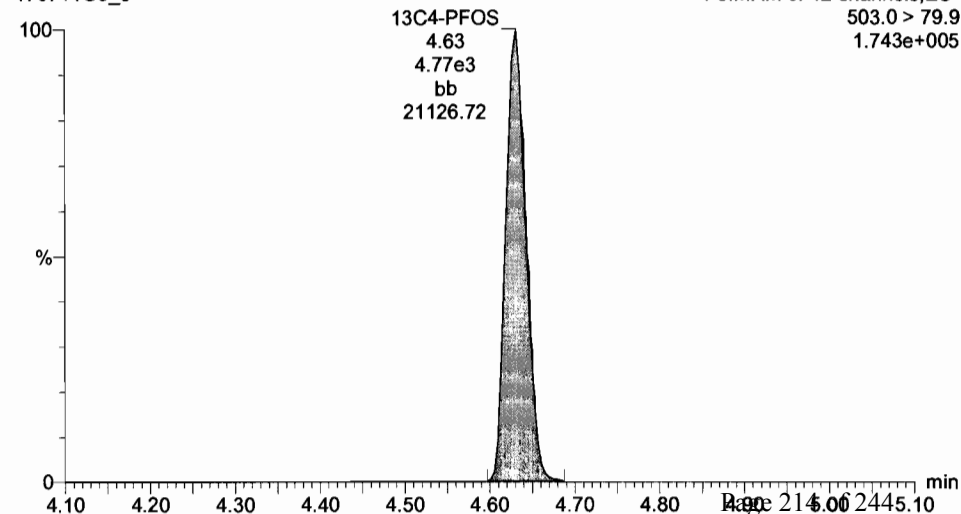
13C8-PFOA

170711G3_6



13C4-PFOS

170711G3_6



Dataset: U:\G1.PRO\Results\2017\New folder\170711G3-CRV.qld

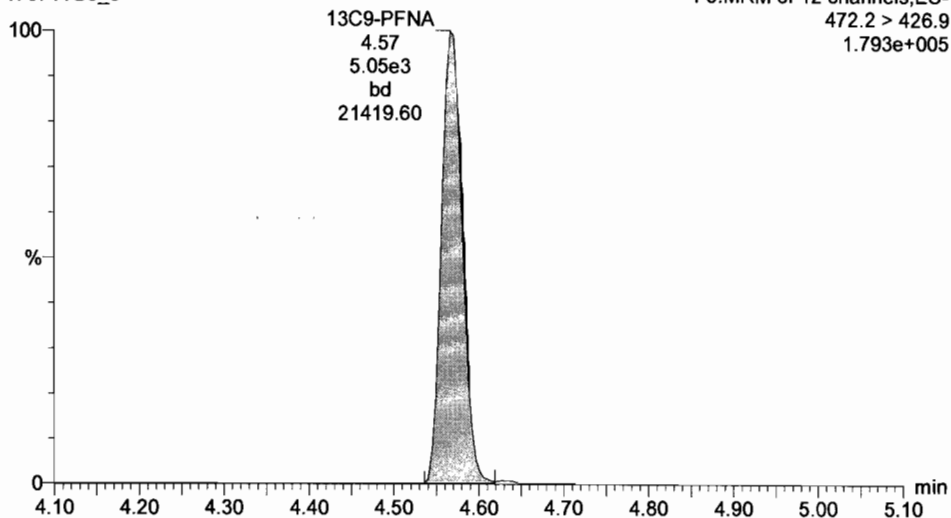
Last Altered: Wednesday, July 12, 2017 09:08:42 Pacific Daylight Time

Printed: Wednesday, July 12, 2017 09:17:35 Pacific Daylight Time

ID: ST170711G3-5 PFC CS2 17G1115, Description: PFC CS2 17G1115, Name: 170711G3_6, Date: 11-Jul-2017, Time: 18:19:36, Instrument: , Lab: , User:

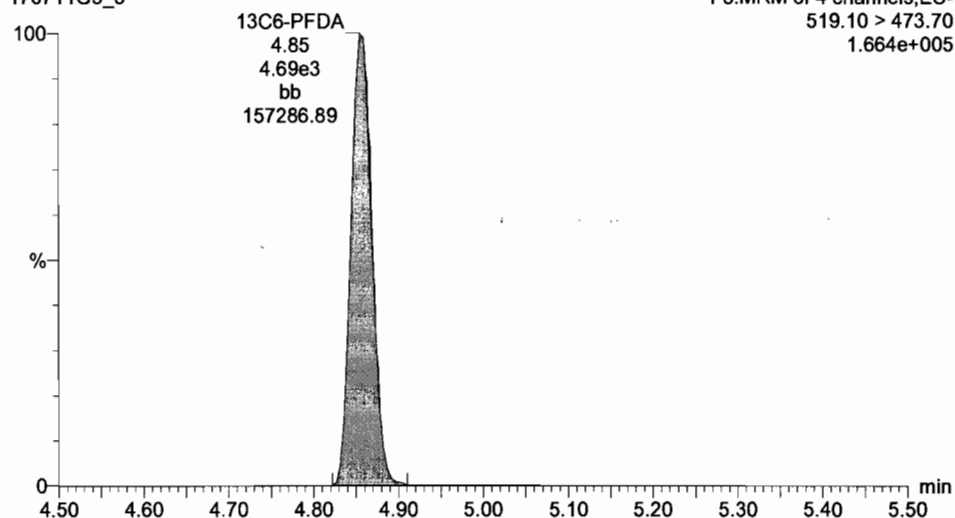
13C9-PFNA

170711G3_6



13C6-PFDA

170711G3_6



Dataset: U:\G1.PRO\Results\2017\New folder\170711G3-CRV.qld

Last Altered: Wednesday, July 12, 2017 09:08:42 Pacific Daylight Time

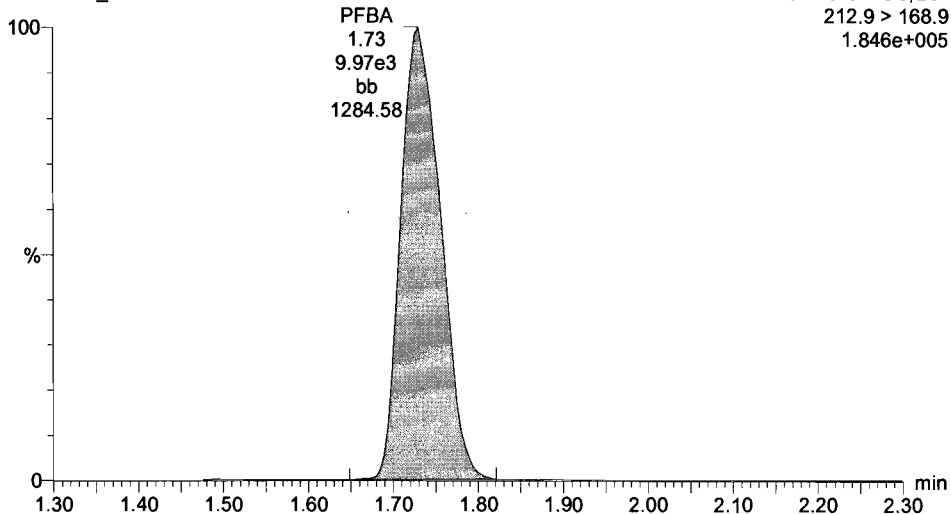
Printed: Wednesday, July 12, 2017 09:17:35 Pacific Daylight Time

ID: ST170711G3-6 PFC CS3 17G1116, Description: PFC CS3 17G1116, Name: 170711G3_7, Date: 11-Jul-2017, Time: 18:32:12, Instrument: , Lab: , User:

PFBA

170711G3_7

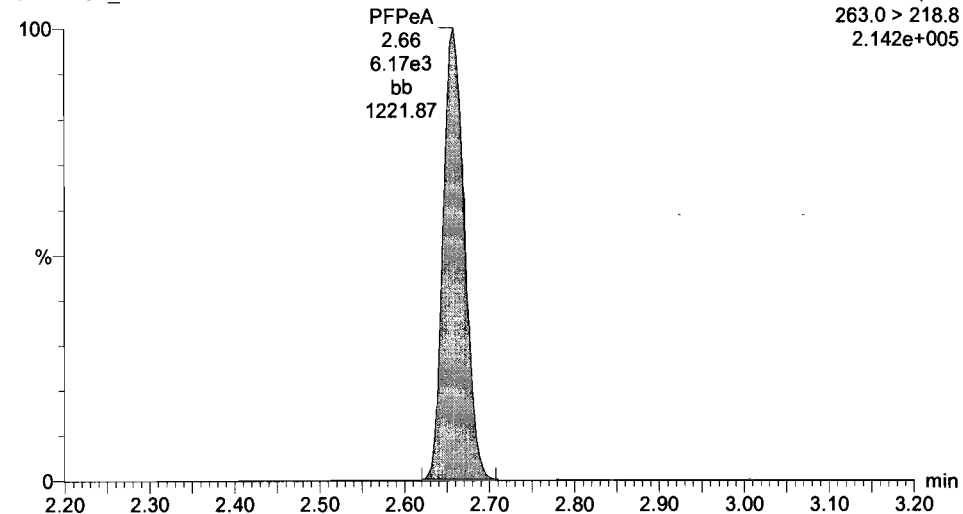
F2:MRM of 3 channels,ES-
212.9 > 168.9
1.846e+005



PFPeA

170711G3_7

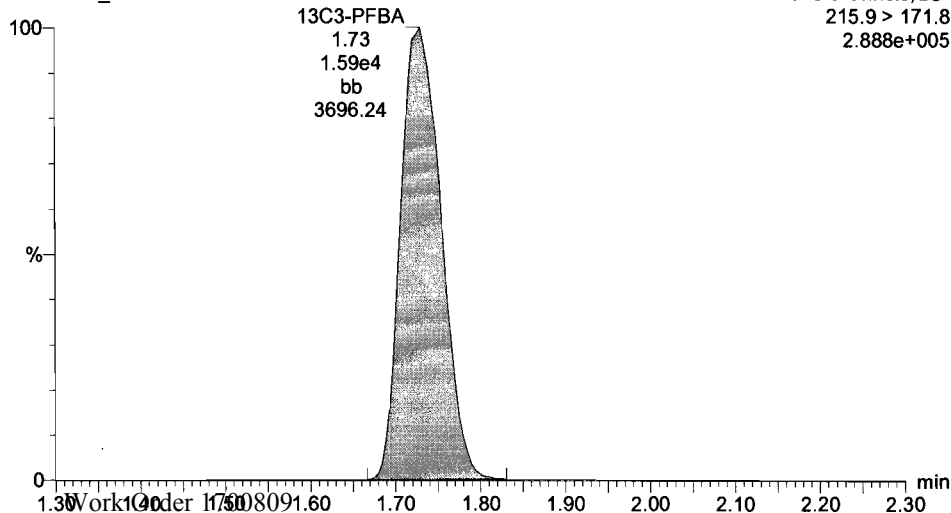
F3:MRM of 9 channels,ES-
263.0 > 218.8
2.142e+005



13C3-PFBA

170711G3_7

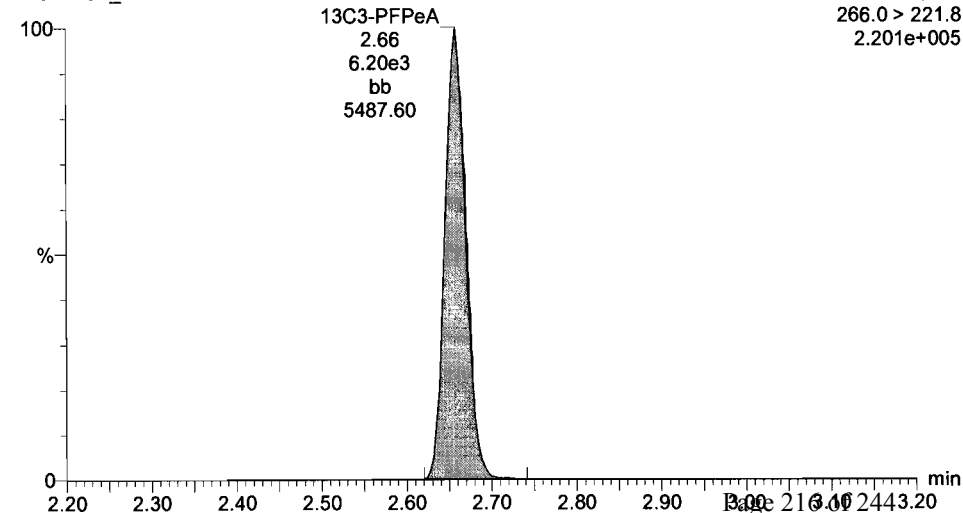
F2:MRM of 3 channels,ES-
215.9 > 171.8
2.888e+005



13C3-PFPeA

170711G3_7

F3:MRM of 9 channels,ES-
266.0 > 221.8
2.201e+005



Dataset: U:\G1.PRO\Results\2017\New folder\170711G3-CRV.qld

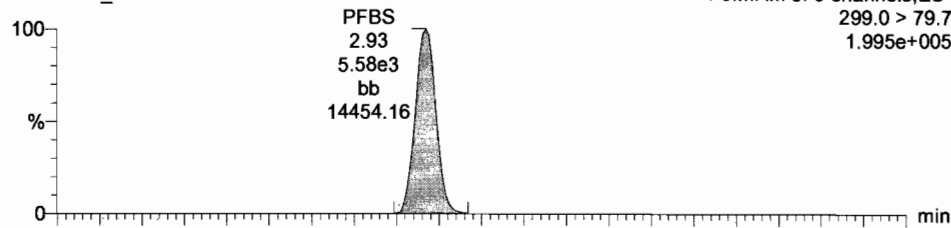
Last Altered: Wednesday, July 12, 2017 09:08:42 Pacific Daylight Time

Printed: Wednesday, July 12, 2017 09:17:35 Pacific Daylight Time

ID: ST170711G3-6 PFC CS3 17G1116, Description: PFC CS3 17G1116, Name: 170711G3_7, Date: 11-Jul-2017, Time: 18:32:12, Instrument: , Lab: , User:

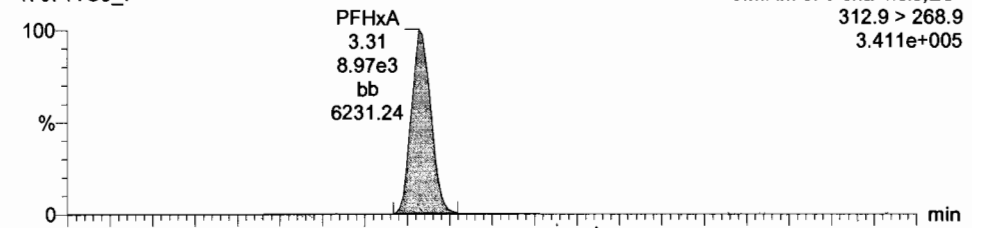
Total PFBS

170711G3_7

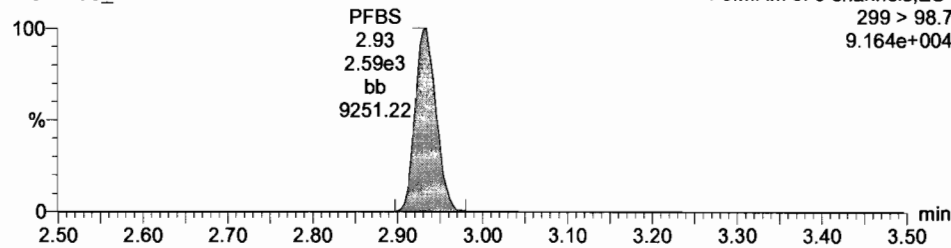


PFHxA

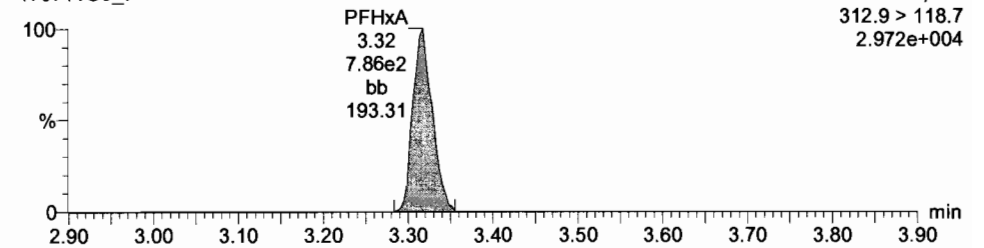
170711G3_7



170711G3_7

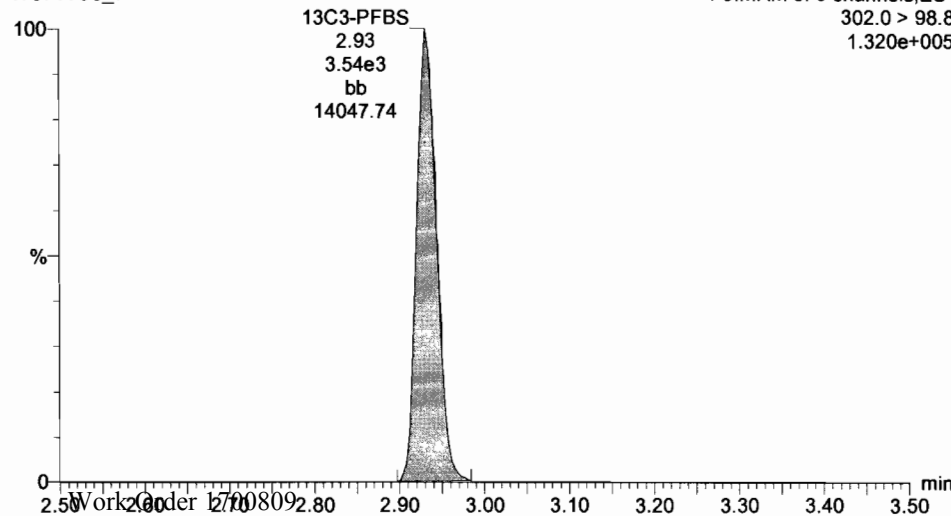


170711G3_7



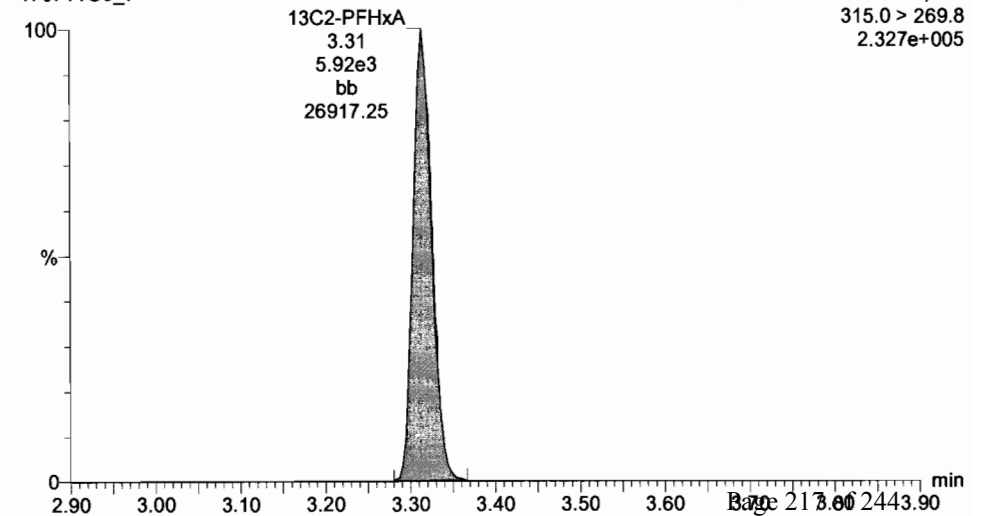
13C3-PFBS

170711G3_7



13C2-PFHxA

170711G3_7



Dataset: U:\G1.PRO\Results\2017\New folder\170711G3-CRV.qld

Last Altered: Wednesday, July 12, 2017 09:08:42 Pacific Daylight Time

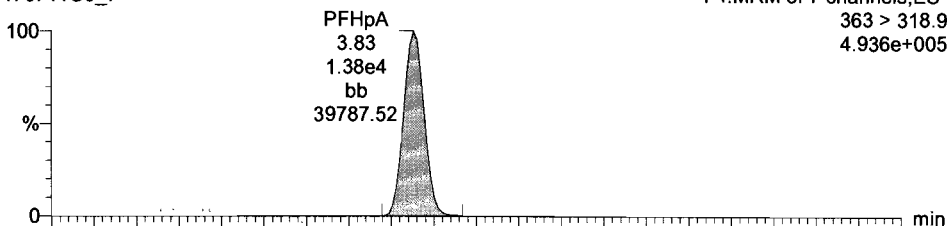
Printed: Wednesday, July 12, 2017 09:17:35 Pacific Daylight Time

ID: ST170711G3-6 PFC CS3 17G1116, Description: PFC CS3 17G1116, Name: 170711G3_7, Date: 11-Jul-2017, Time: 18:32:12, Instrument: , Lab: , User:

PFHpA

170711G3_7

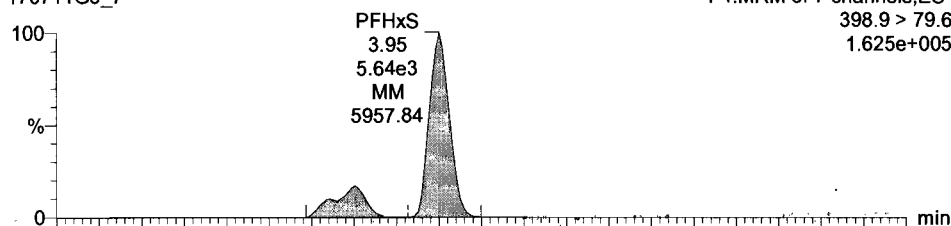
F4:MRM of 7 channels,ES-
363 > 318.9
4.936e+005



Total PFHxS

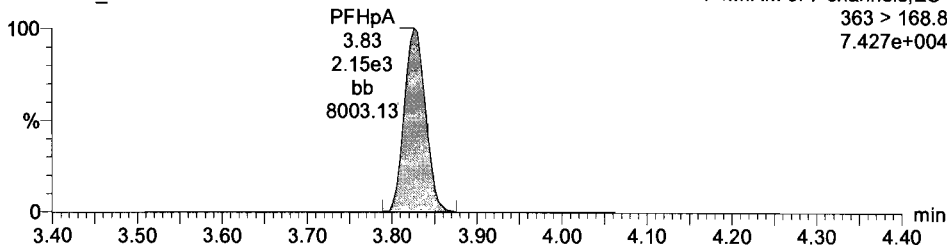
170711G3_7

F4:MRM of 7 channels,ES-
398.9 > 79.6
1.625e+005



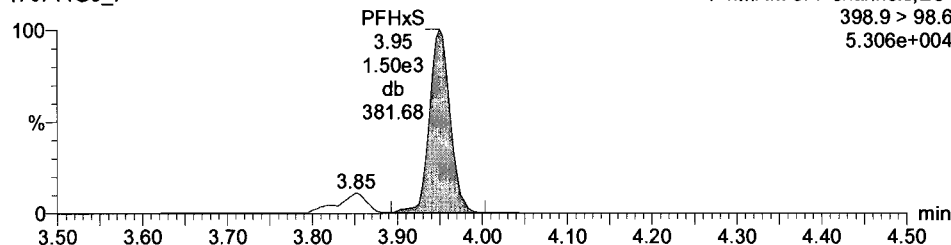
170711G3_7

F4:MRM of 7 channels,ES-
363 > 168.8
7.427e+004



170711G3_7

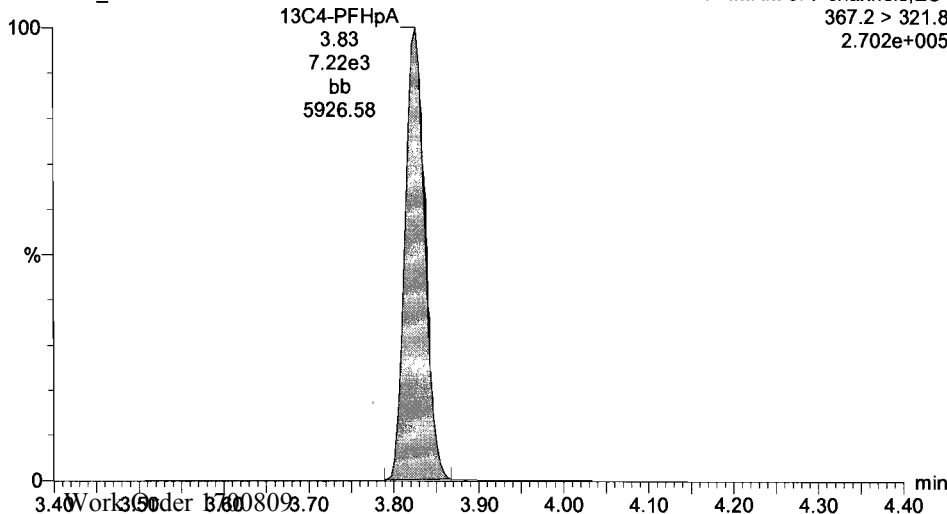
F4:MRM of 7 channels,ES-
398.9 > 98.6
5.306e+004



13C4-PFHpA

170711G3_7

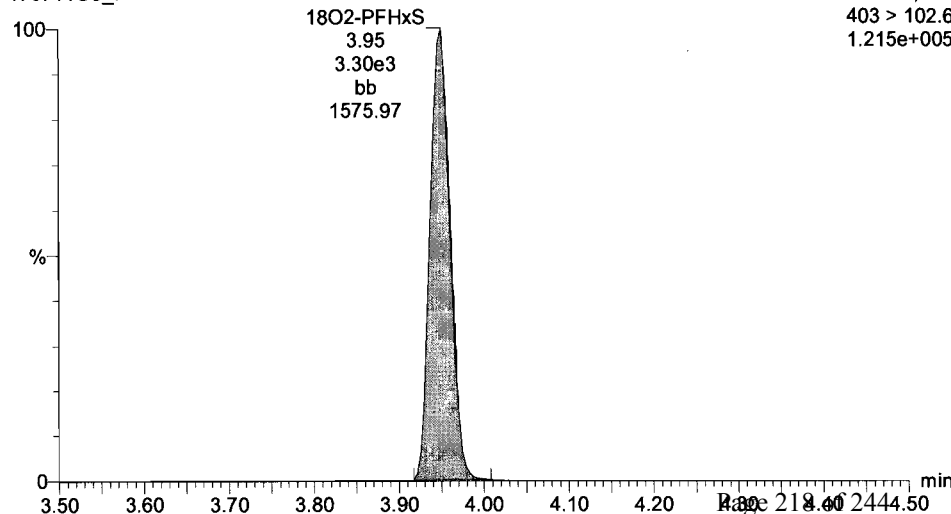
F4:MRM of 7 channels,ES-
367.2 > 321.8
2.702e+005



18O2-PFHxS

170711G3_7

F4:MRM of 7 channels,ES-
403 > 102.6
1.215e+005



Dataset: U:\G1.PRO\Results\2017\New folder\170711G3-CRV.qld

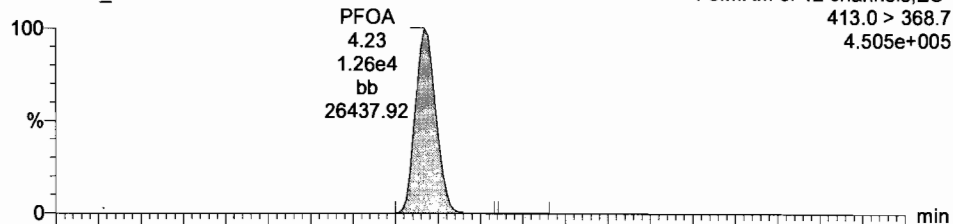
Last Altered: Wednesday, July 12, 2017 09:08:42 Pacific Daylight Time

Printed: Wednesday, July 12, 2017 09:17:35 Pacific Daylight Time

ID: ST170711G3-6 PFC CS3 17G1116, Description: PFC CS3 17G1116, Name: 170711G3_7, Date: 11-Jul-2017, Time: 18:32:12, Instrument: , Lab: , User:

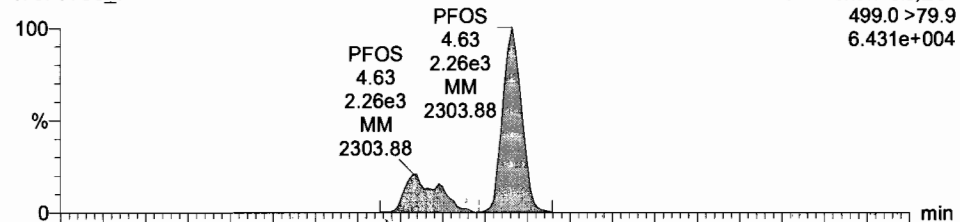
Total PFOA

170711G3_7

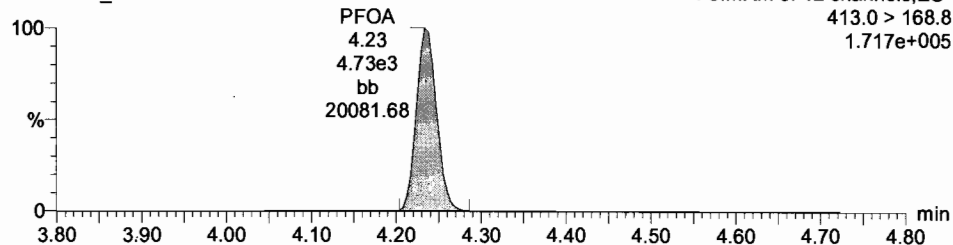


Total PFOS

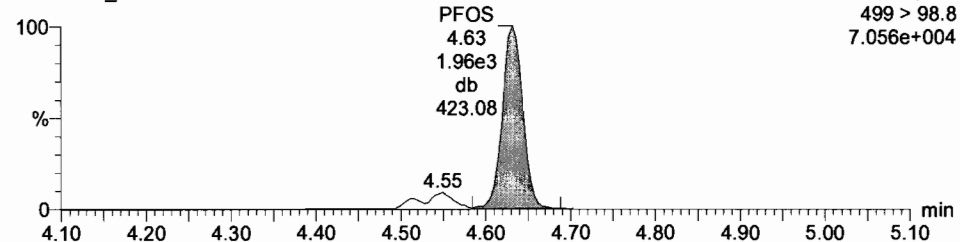
170711G3_7



170711G3_7

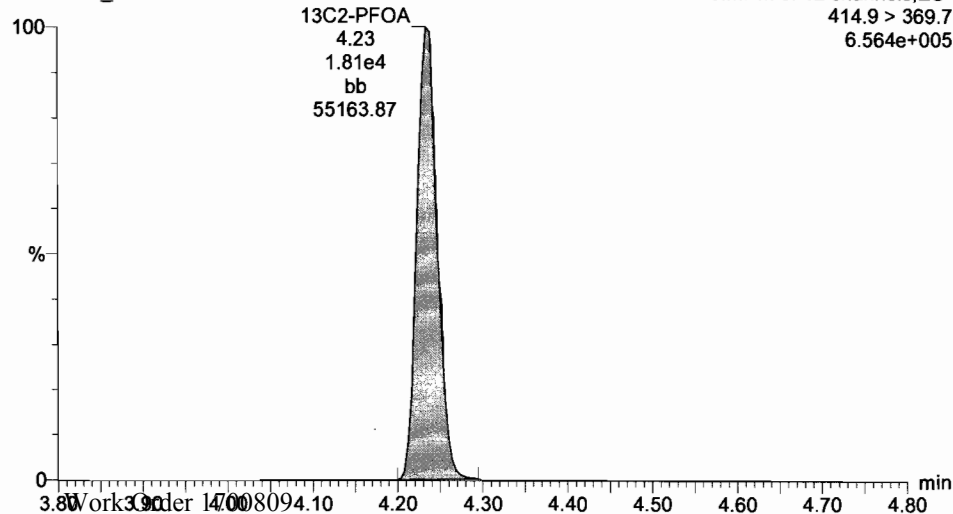


170711G3_7



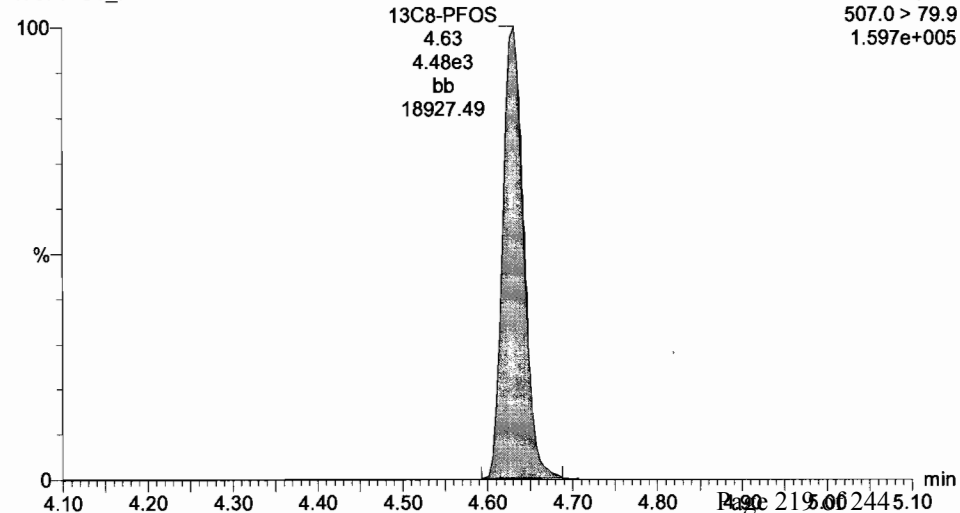
13C2-PFOA

170711G3_7



13C8-PFOS

170711G3_7



Dataset: U:\G1.PRO\Results\2017\New folder\170711G3-CRV.qld

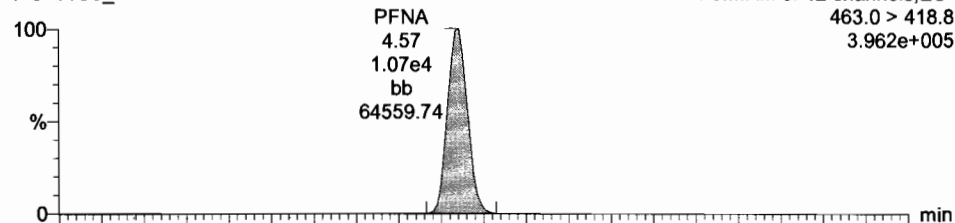
Last Altered: Wednesday, July 12, 2017 09:08:42 Pacific Daylight Time

Printed: Wednesday, July 12, 2017 09:17:35 Pacific Daylight Time

ID: ST170711G3-6 PFC CS3 17G1116, Description: PFC CS3 17G1116, Name: 170711G3_7, Date: 11-Jul-2017, Time: 18:32:12, Instrument: , Lab: , User:

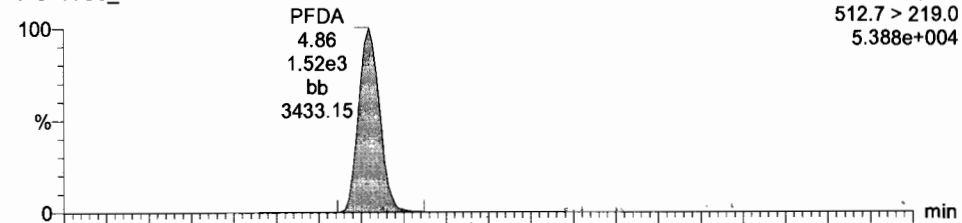
PFNA

170711G3_7

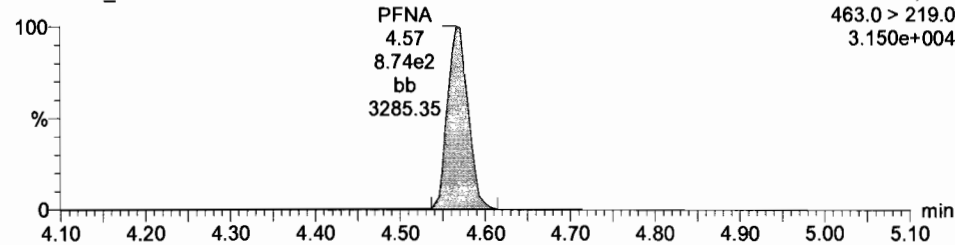


PFDA

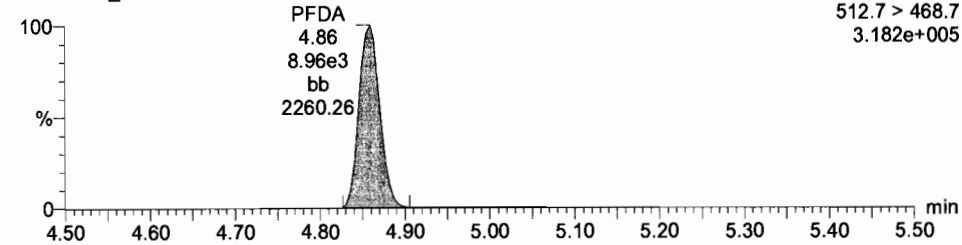
170711G3_7



170711G3_7

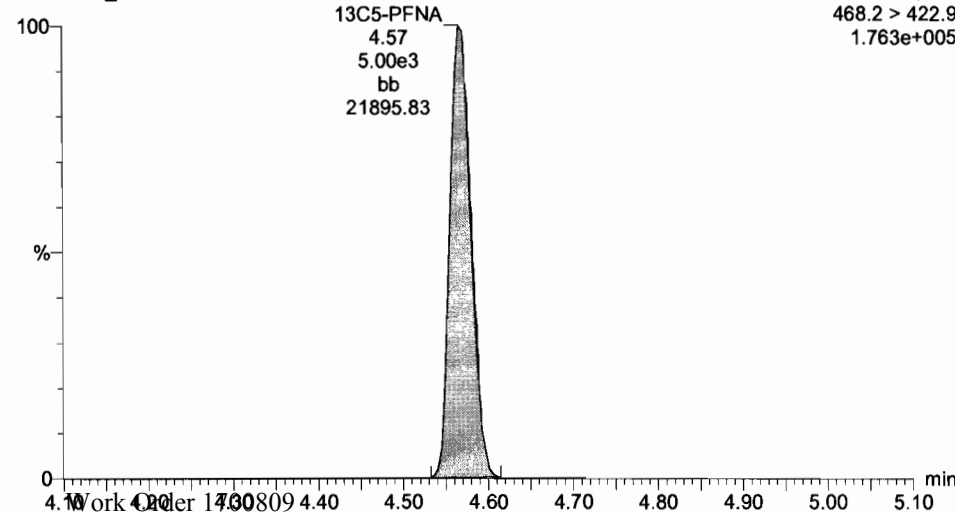


170711G3_7



13C5-PFNA

170711G3_7



Dataset: U:\G1.PRO\Results\2017\New folder\170711G3-CRV.qld

Last Altered: Wednesday, July 12, 2017 09:08:42 Pacific Daylight Time

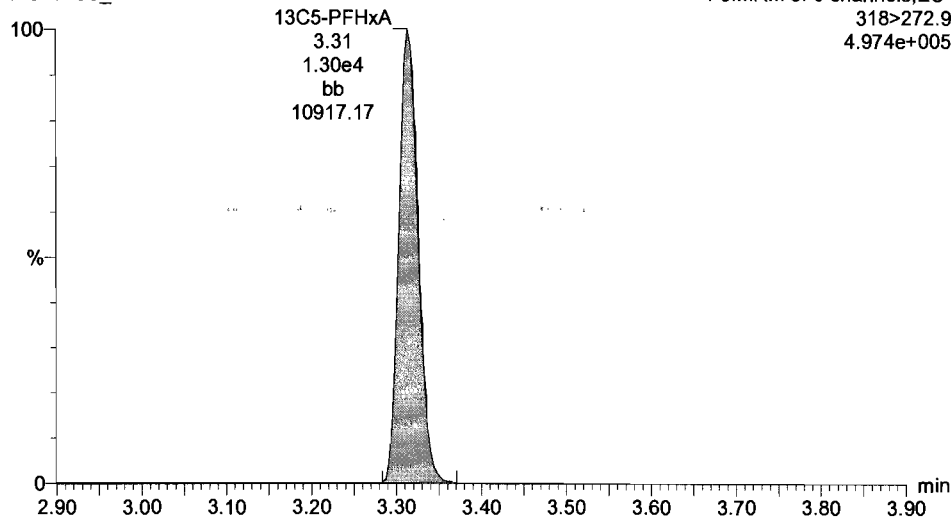
Printed: Wednesday, July 12, 2017 09:17:35 Pacific Daylight Time

ID: ST170711G3-6 PFC CS3 17G1116, Description: PFC CS3 17G1116, Name: 170711G3_7, Date: 11-Jul-2017, Time: 18:32:12, Instrument: , Lab: , User:

13C5-PFHxA

170711G3_7

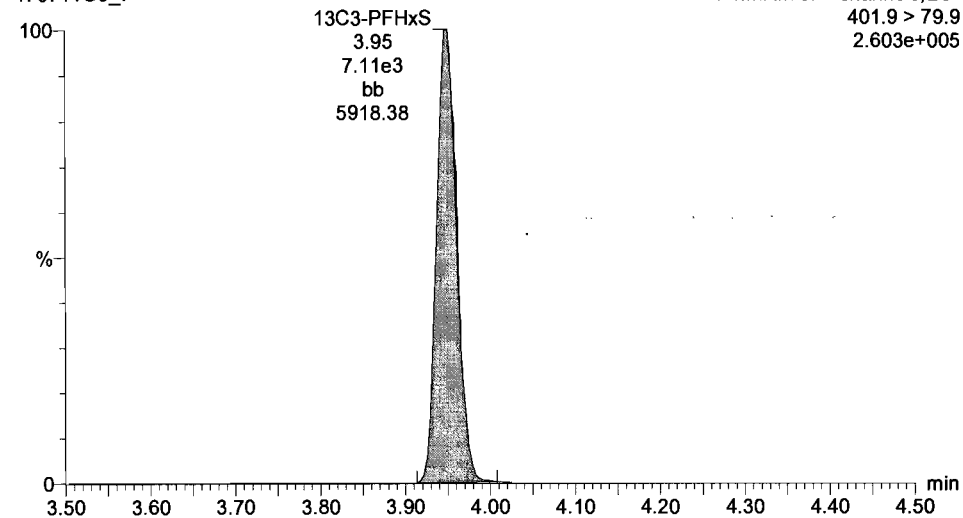
F3:MRM of 9 channels,ES-
318>272.9
4.974e+005



13C3-PFHxS

170711G3_7

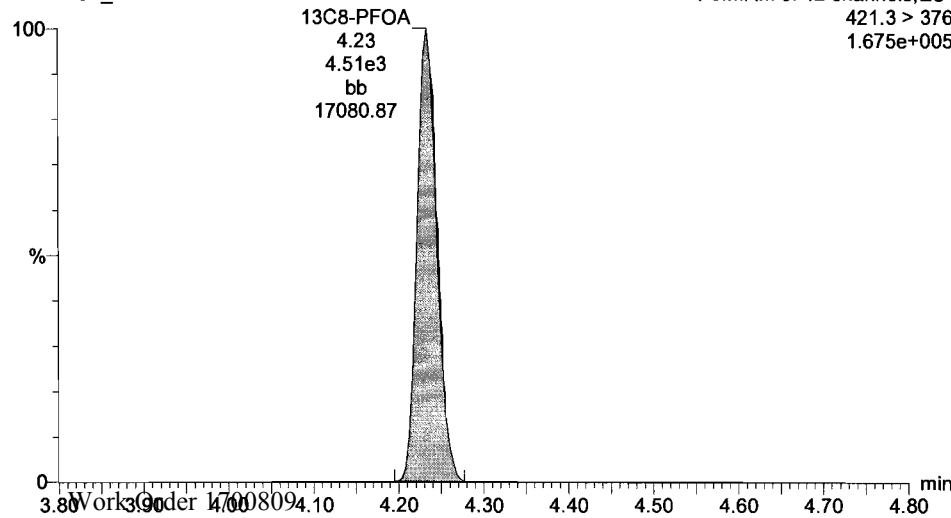
F4:MRM of 7 channels,ES-
401.9 > 79.9
2.603e+005



13C8-PFOA

170711G3_7

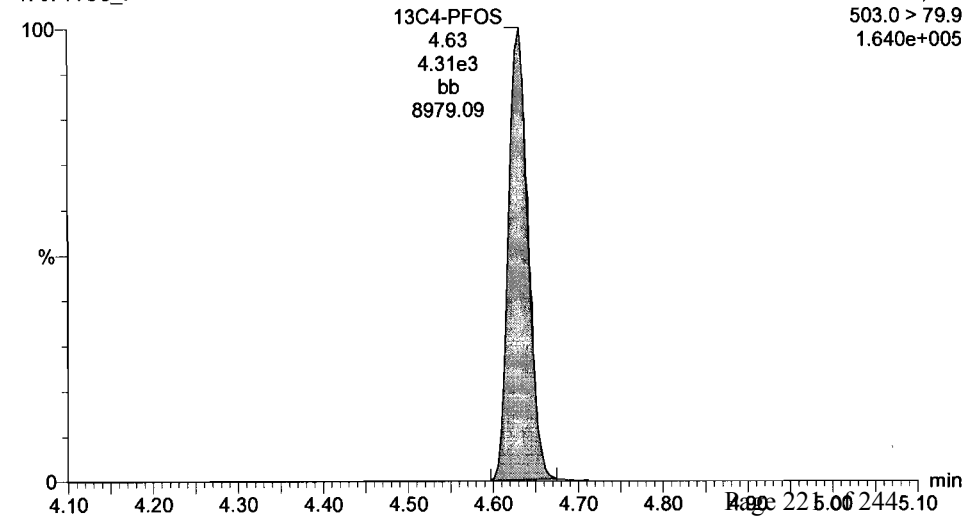
F5:MRM of 12 channels,ES-
421.3 > 376
1.675e+005



13C4-PFOS

170711G3_7

F5:MRM of 12 channels,ES-
503.0 > 79.9
1.640e+005



Dataset: U:\G1.PRO\Results\2017\New folder\170711G3-CRV.qld

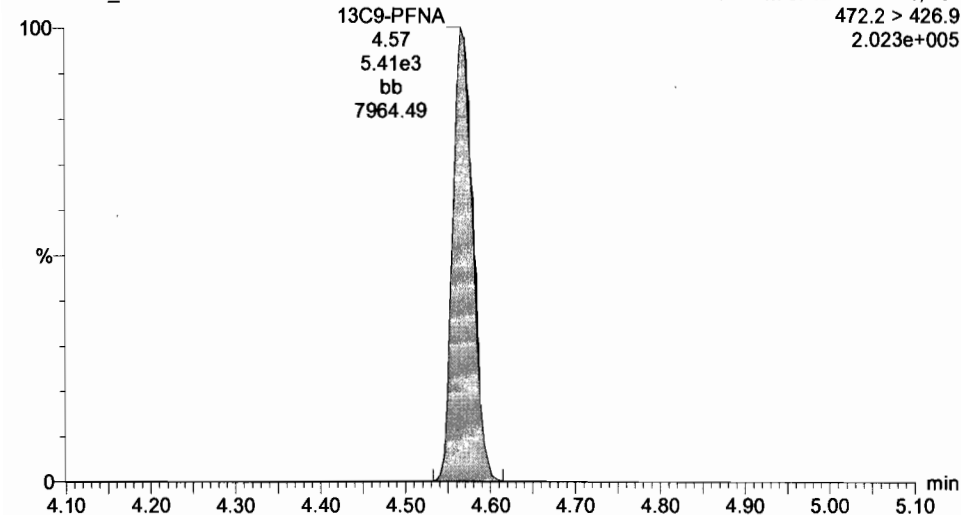
Last Altered: Wednesday, July 12, 2017 09:08:42 Pacific Daylight Time

Printed: Wednesday, July 12, 2017 09:17:35 Pacific Daylight Time

ID: ST170711G3-6 PFC CS3 17G1116, Description: PFC CS3 17G1116, Name: 170711G3_7, Date: 11-Jul-2017, Time: 18:32:12, Instrument: , Lab: , User:

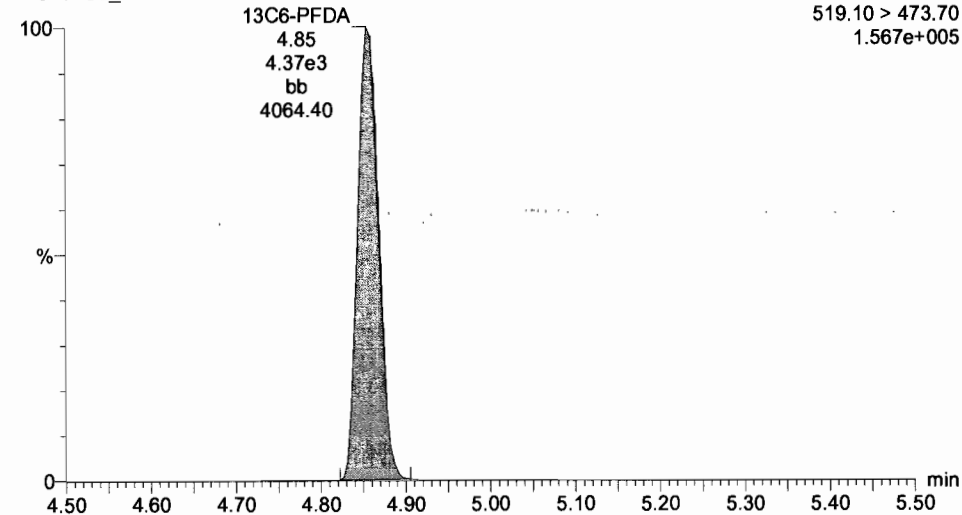
13C9-PFNA

170711G3_7



13C6-PFDA

170711G3_7



Dataset: U:\G1.PRO\Results\2017\New folder\170711G3-CRV.qld

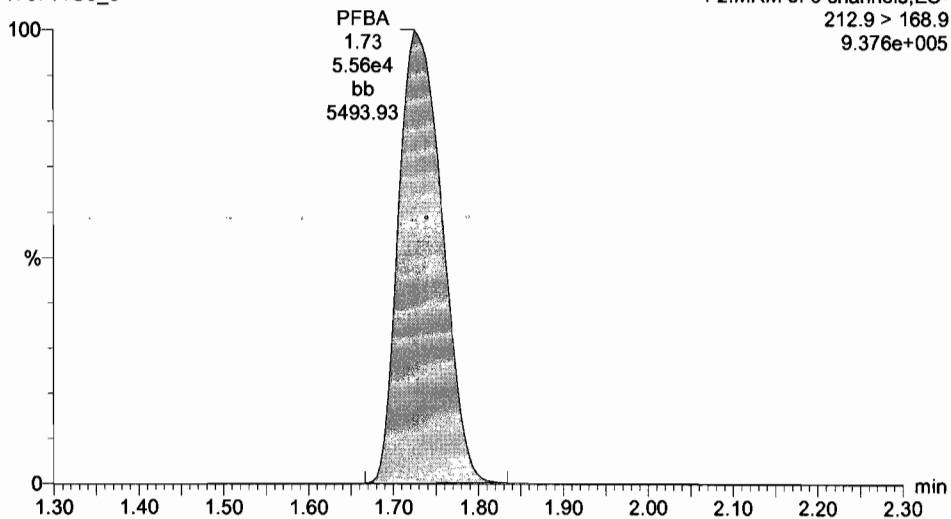
Last Altered: Wednesday, July 12, 2017 09:08:42 Pacific Daylight Time

Printed: Wednesday, July 12, 2017 09:17:35 Pacific Daylight Time

ID: ST170711G3-7 PFC CS4 17G1117, Description: PFC CS4 17G1117, Name: 170711G3_8, Date: 11-Jul-2017, Time: 18:44:45, Instrument: , Lab: , User:

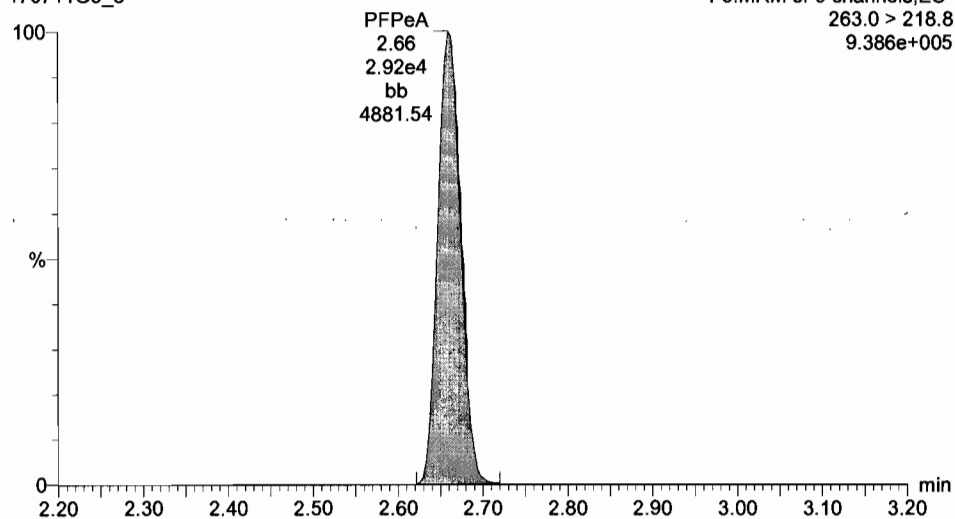
PFBA

170711G3_8



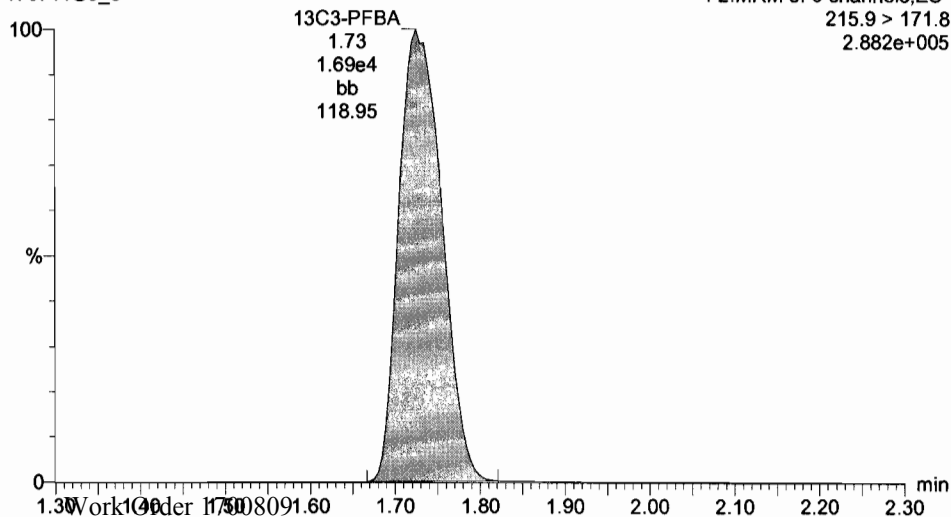
PFPeA

170711G3_8



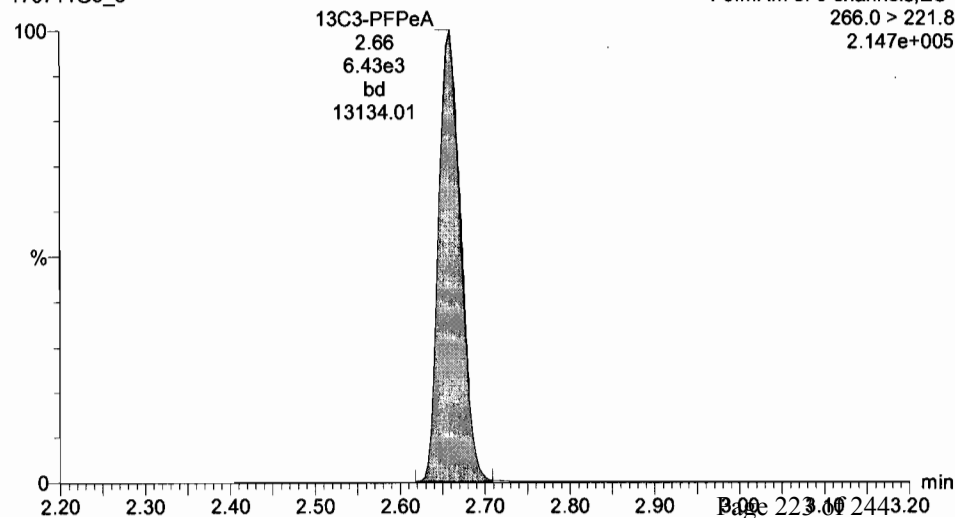
13C3-PFBA

170711G3_8



13C3-PFPeA

170711G3_8



Dataset: U:\G1.PRO\Results\2017\New folder\170711G3-CRV.qld

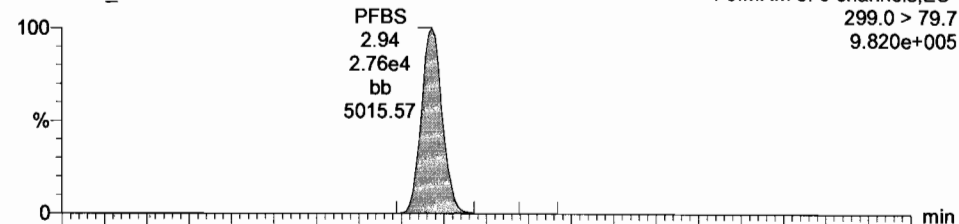
Last Altered: Wednesday, July 12, 2017 09:08:42 Pacific Daylight Time

Printed: Wednesday, July 12, 2017 09:17:35 Pacific Daylight Time

ID: ST170711G3-7 PFC CS4 17G1117, Description: PFC CS4 17G1117, Name: 170711G3_8, Date: 11-Jul-2017, Time: 18:44:45, Instrument: , Lab: , User:

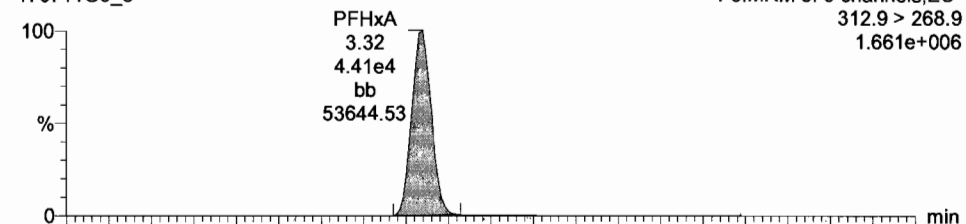
Total PFBS

170711G3_8

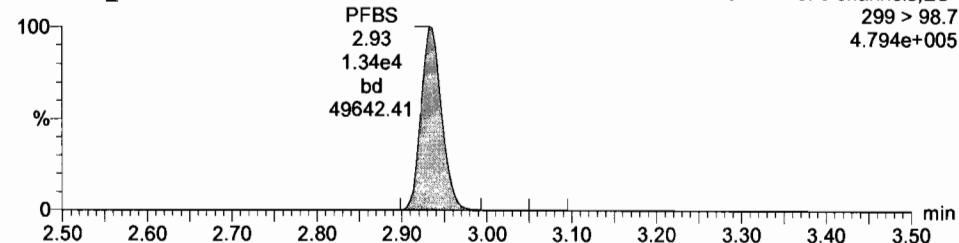


PFHxA

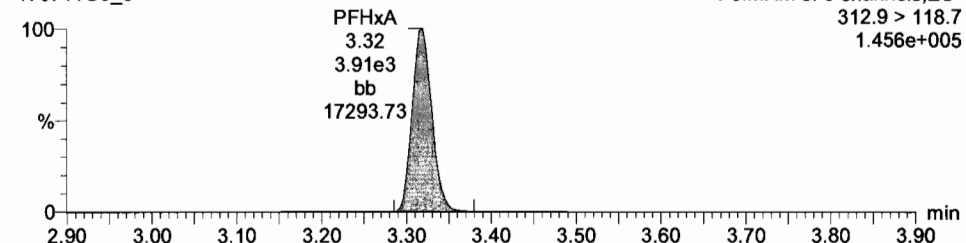
170711G3_8



170711G3_8

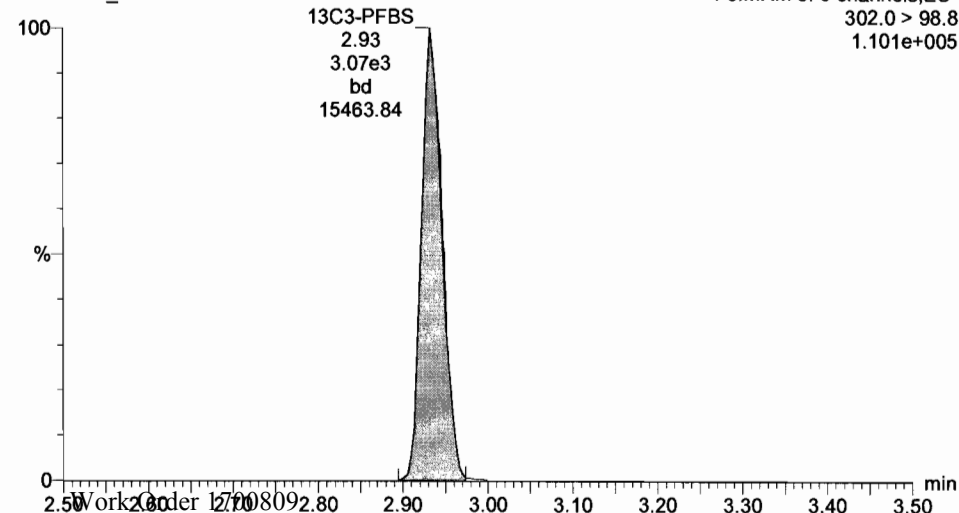


170711G3_8



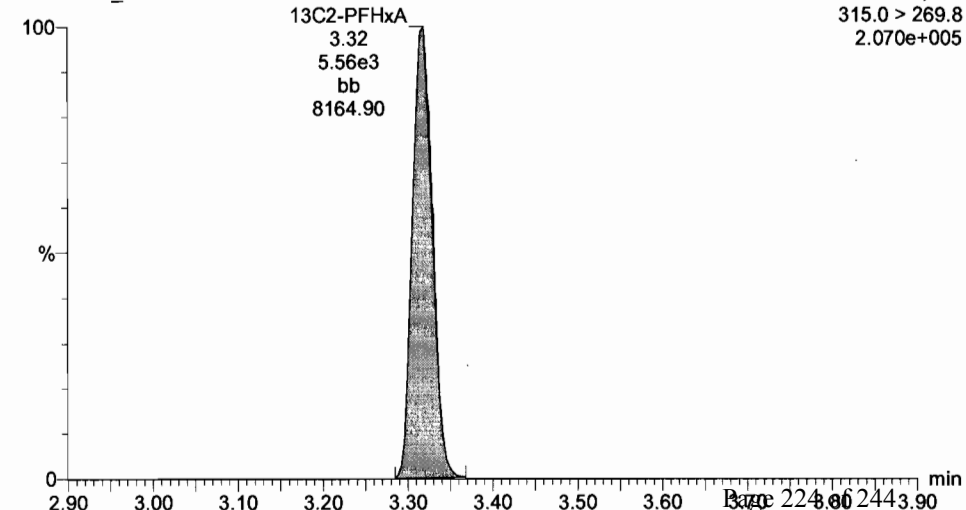
13C3-PFBS

170711G3_8



13C2-PFHxA

170711G3_8



Dataset: U:\G1.PRO\Results\2017\New folder\170711G3-CRV.qld

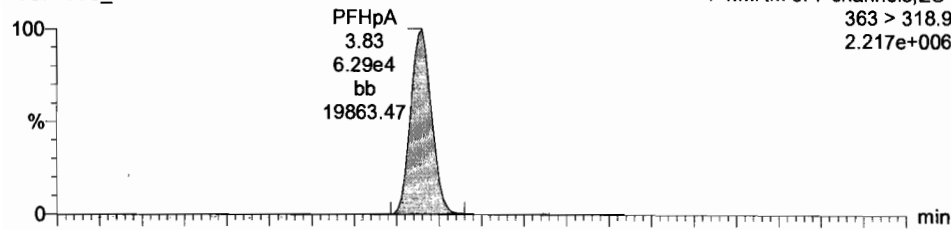
Last Altered: Wednesday, July 12, 2017 09:08:42 Pacific Daylight Time

Printed: Wednesday, July 12, 2017 09:17:35 Pacific Daylight Time

ID: ST170711G3-7 PFC CS4 17G1117, Description: PFC CS4 17G1117, Name: 170711G3_8, Date: 11-Jul-2017, Time: 18:44:45, Instrument: , Lab: , User:

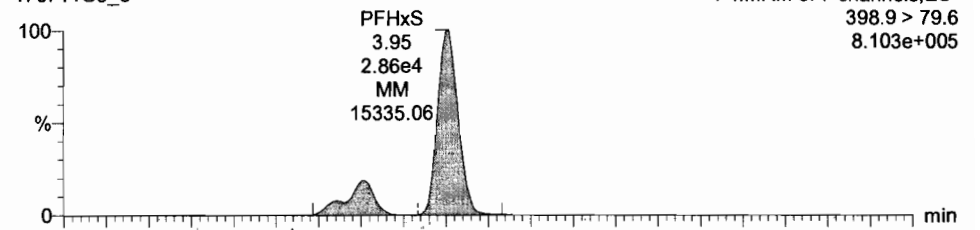
PFHpA

170711G3_8

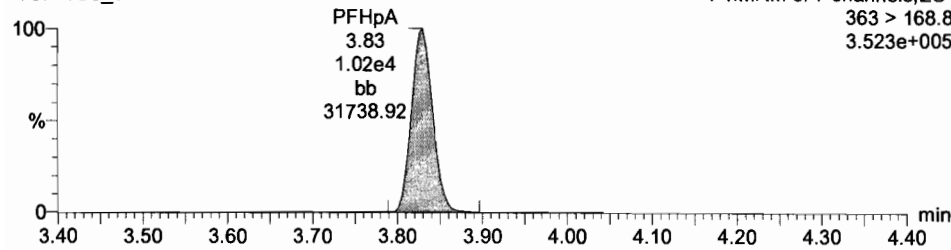


Total PFHxS

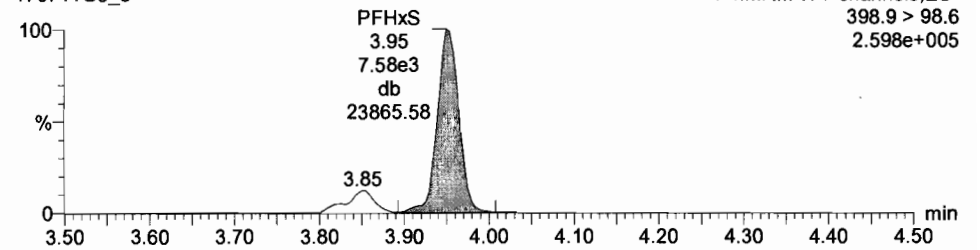
170711G3_8



170711G3_8

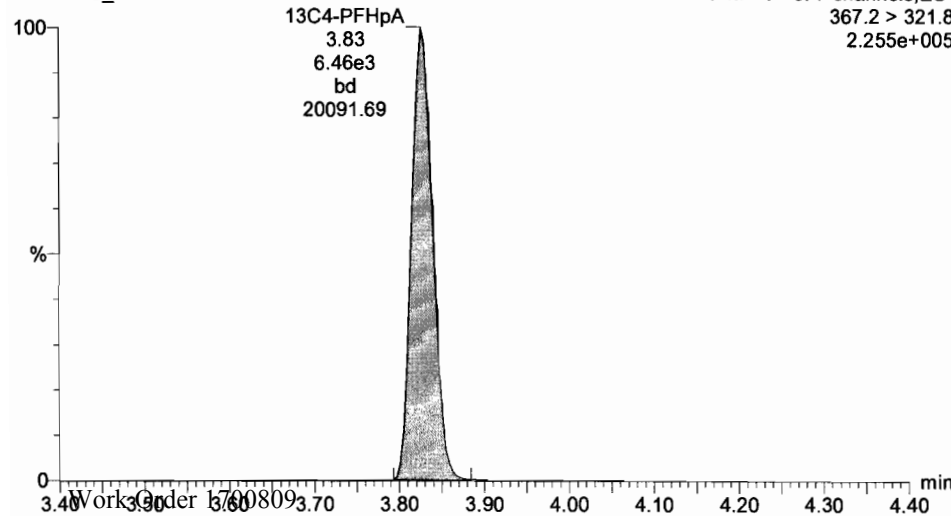


170711G3_8



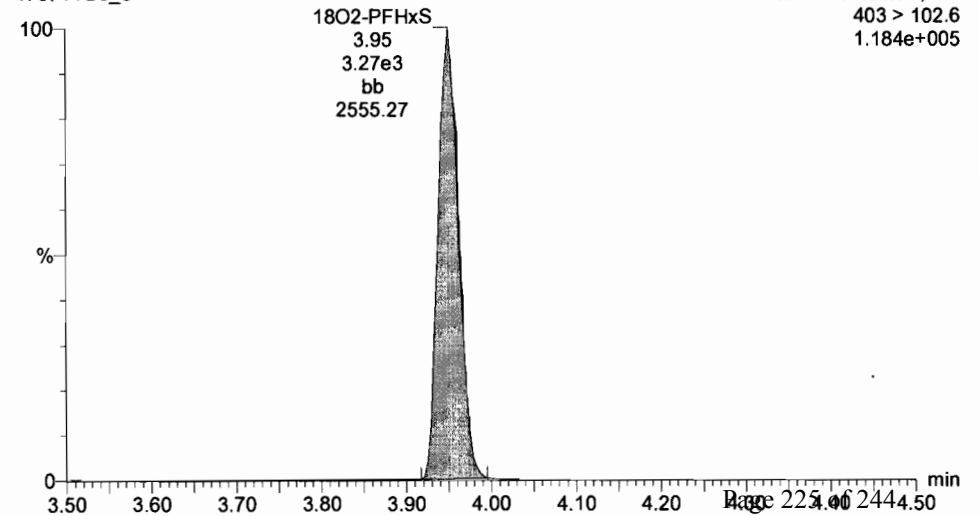
13C4-PFHpA

170711G3_8



18O2-PFHxS

170711G3_8



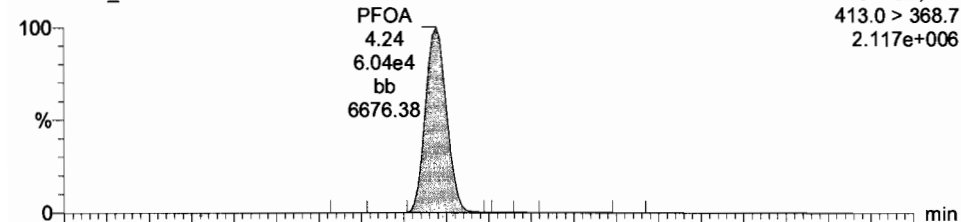
Dataset: U:\G1.PRO\Results\2017\New folder\170711G3-CRV.qld

Last Altered: Wednesday, July 12, 2017 09:08:42 Pacific Daylight Time
Printed: Wednesday, July 12, 2017 09:17:35 Pacific Daylight Time

ID: ST170711G3-7 PFC CS4 17G1117, Description: PFC CS4 17G1117, Name: 170711G3_8, Date: 11-Jul-2017, Time: 18:44:45, Instrument: , Lab: , User:

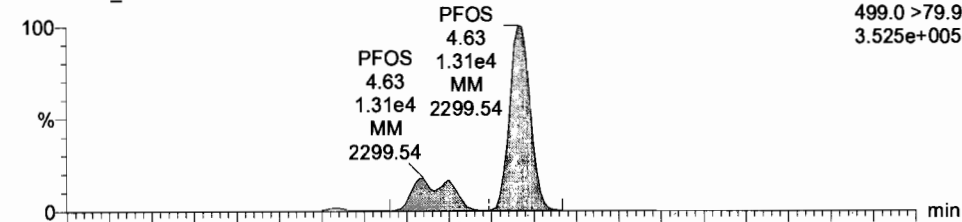
Total PFOA

170711G3_8

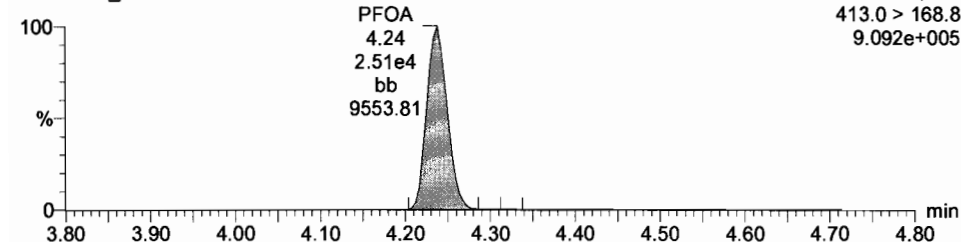


Total PFOS

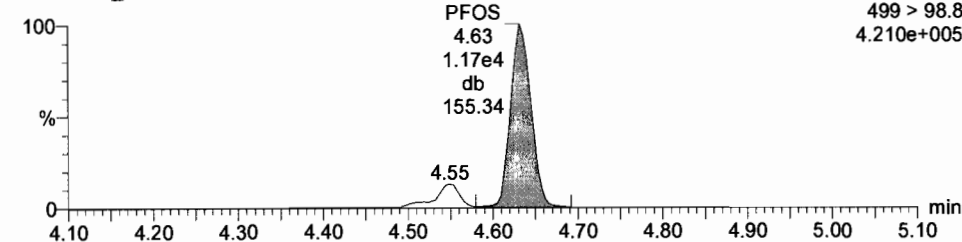
170711G3_8



170711G3_8

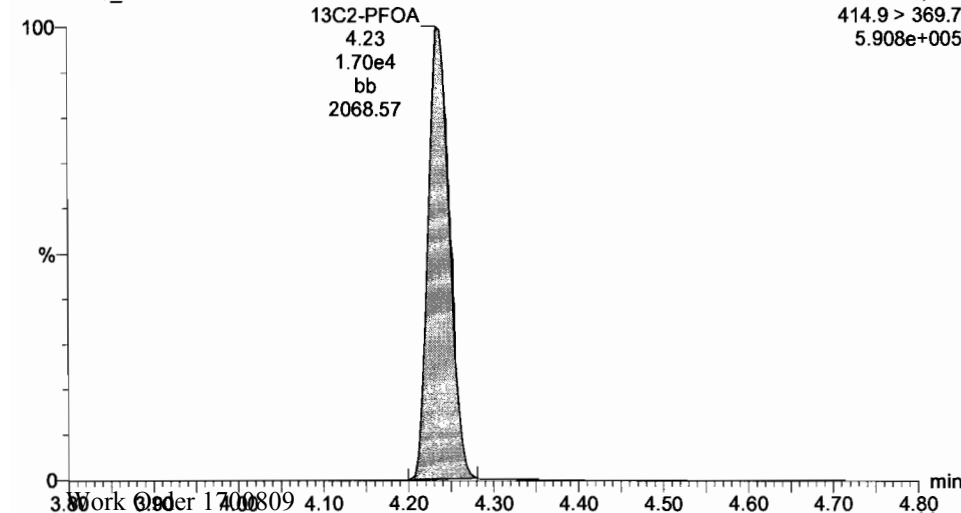


170711G3_8



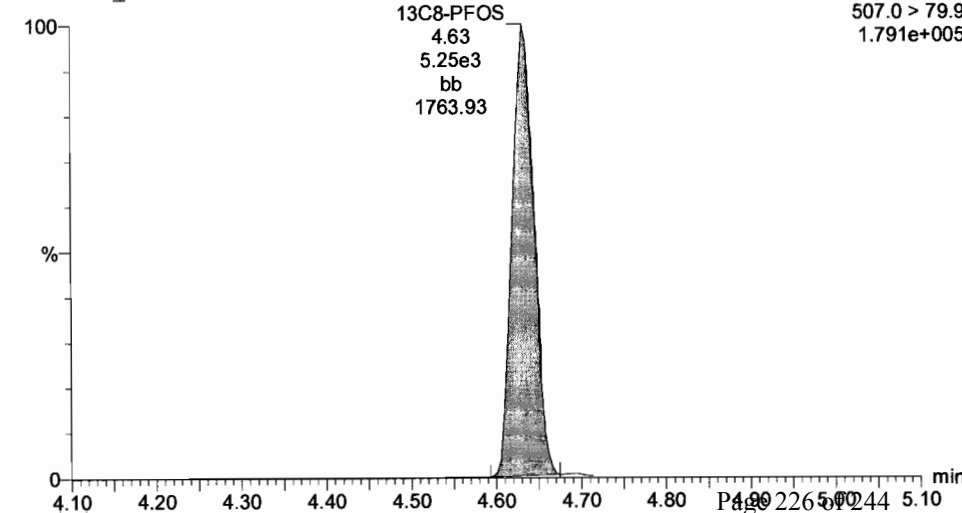
13C2-PFOA

170711G3_8



13C8-PFOS

170711G3_8



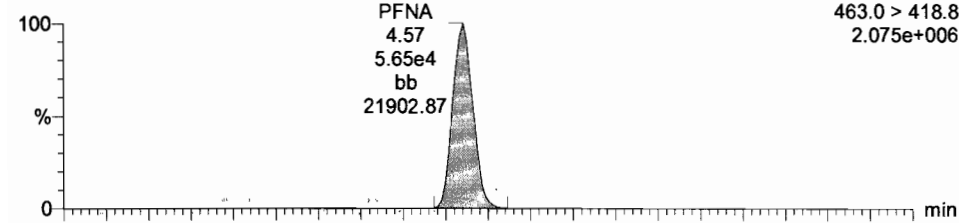
Dataset: U:\G1.PRO\Results\2017\New folder\170711G3-CRV.qld

Last Altered: Wednesday, July 12, 2017 09:08:42 Pacific Daylight Time
Printed: Wednesday, July 12, 2017 09:17:35 Pacific Daylight Time

ID: ST170711G3-7 PFC CS4 17G1117, Description: PFC CS4 17G1117, Name: 170711G3_8, Date: 11-Jul-2017, Time: 18:44:45, Instrument: , Lab: , User:

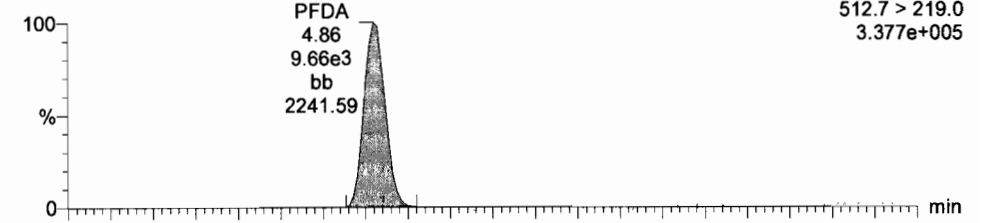
PFNA

170711G3_8

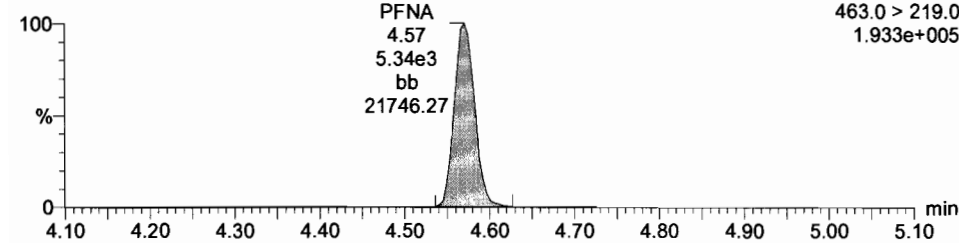


PFDA

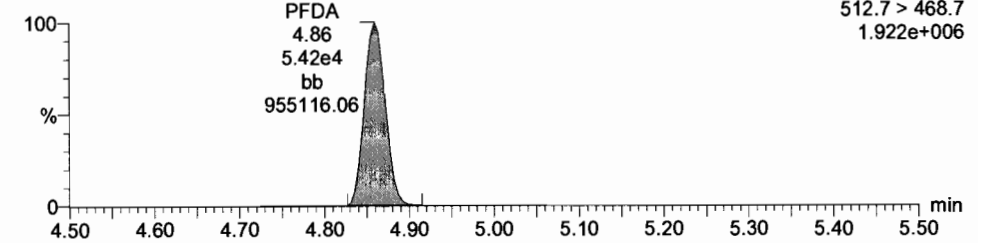
170711G3_8



170711G3_8

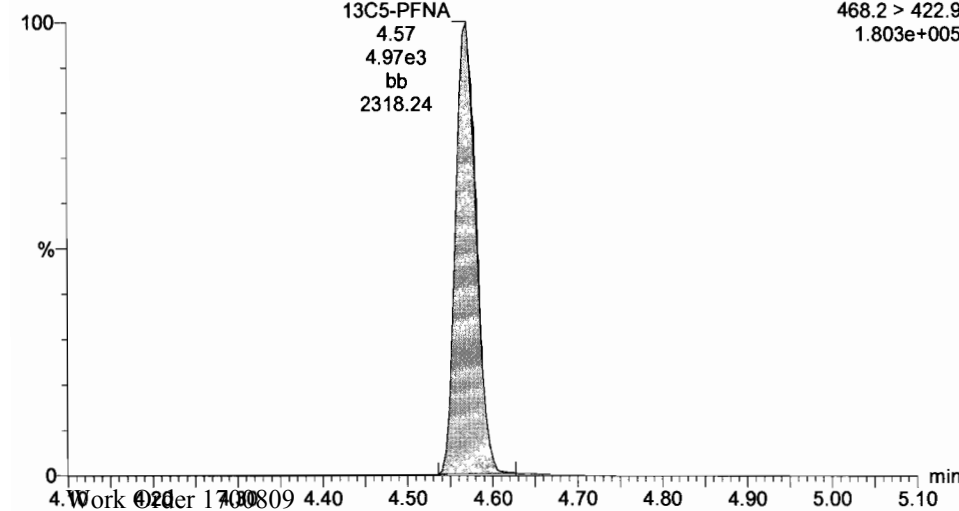


170711G3_8



13C5-PFNA

170711G3_8



Dataset: U:\G1.PRO\Results\2017\New folder\170711G3-CRV.qld

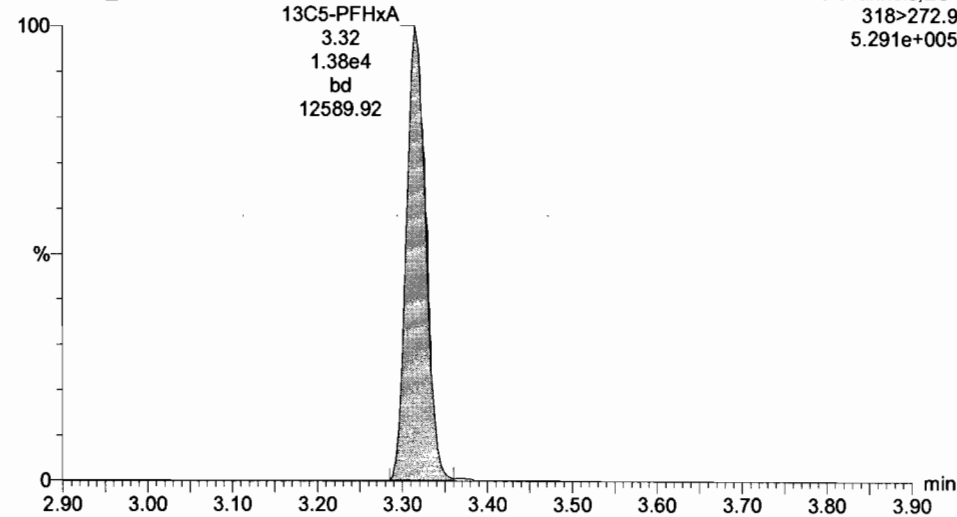
Last Altered: Wednesday, July 12, 2017 09:08:42 Pacific Daylight Time

Printed: Wednesday, July 12, 2017 09:17:35 Pacific Daylight Time

ID: ST170711G3-7 PFC CS4 17G1117, Description: PFC CS4 17G1117, Name: 170711G3_8, Date: 11-Jul-2017, Time: 18:44:45, Instrument: , Lab: , User:

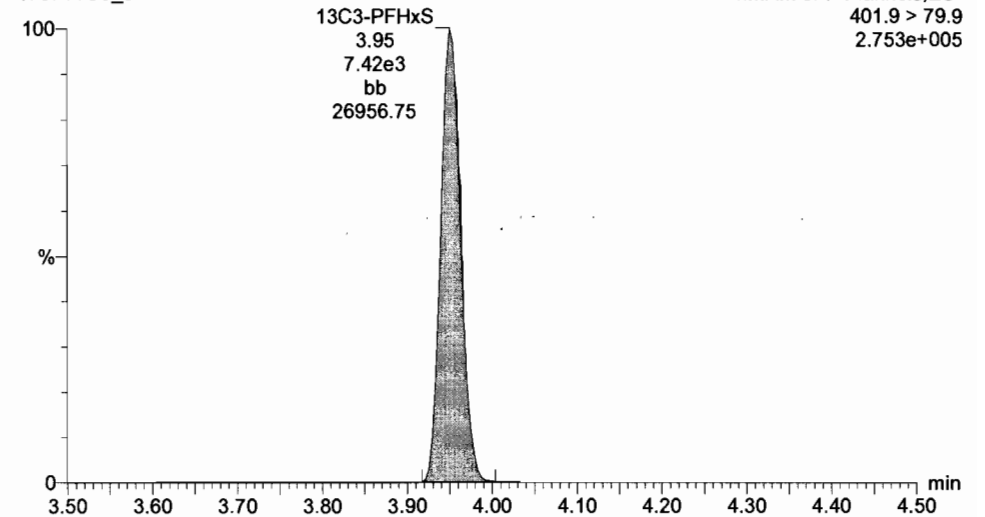
13C5-PFHxA

170711G3_8



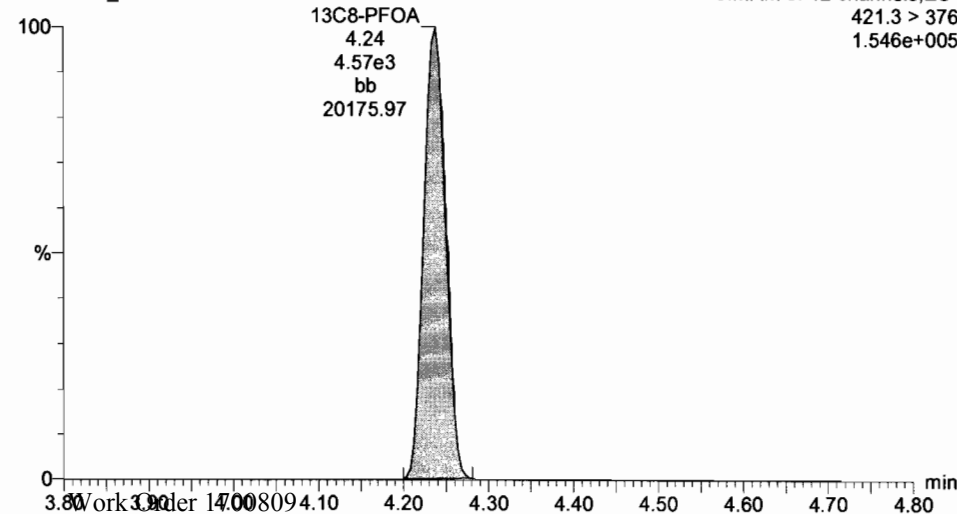
13C3-PFHxS

170711G3_8



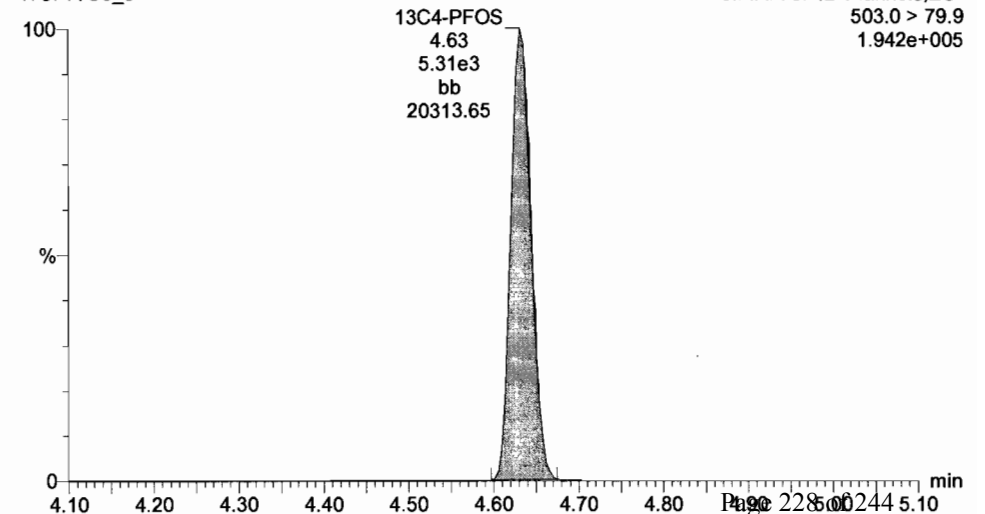
13C8-PFOA

170711G3_8



13C4-PFOS

170711G3_8



Dataset: U:\G1.PRO\Results\2017\New folder\170711G3-CRV.qld

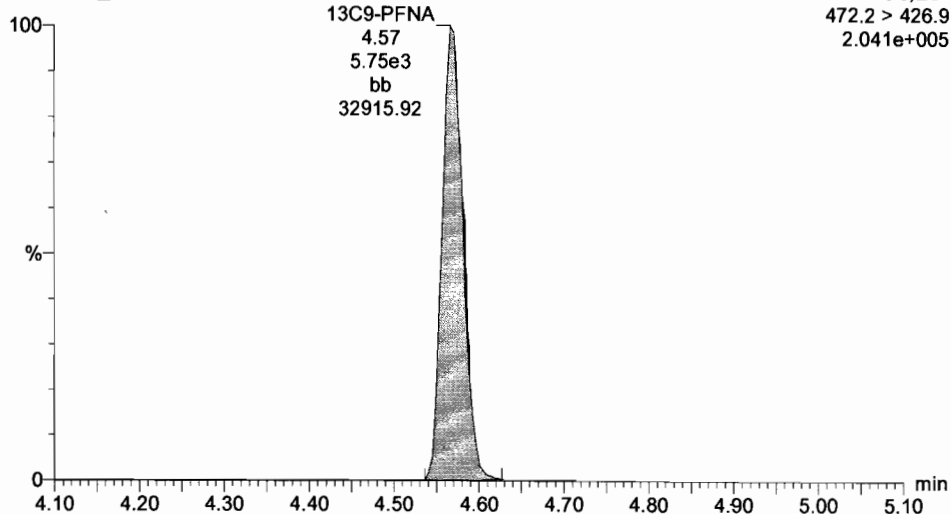
Last Altered: Wednesday, July 12, 2017 09:08:42 Pacific Daylight Time

Printed: Wednesday, July 12, 2017 09:17:35 Pacific Daylight Time

ID: ST170711G3-7 PFC CS4 17G1117, Description: PFC CS4 17G1117, Name: 170711G3_8, Date: 11-Jul-2017, Time: 18:44:45, Instrument: , Lab: , User:

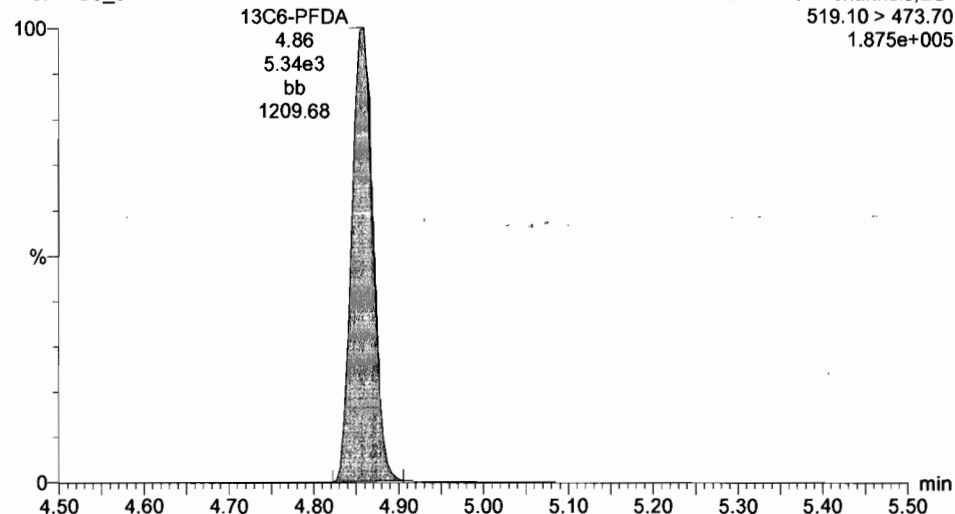
13C9-PFNA

170711G3_8



13C6-PFDA

170711G3_8



Dataset: U:\G1.PRO\Results\2017\New folder\170711G3-CRV.qld

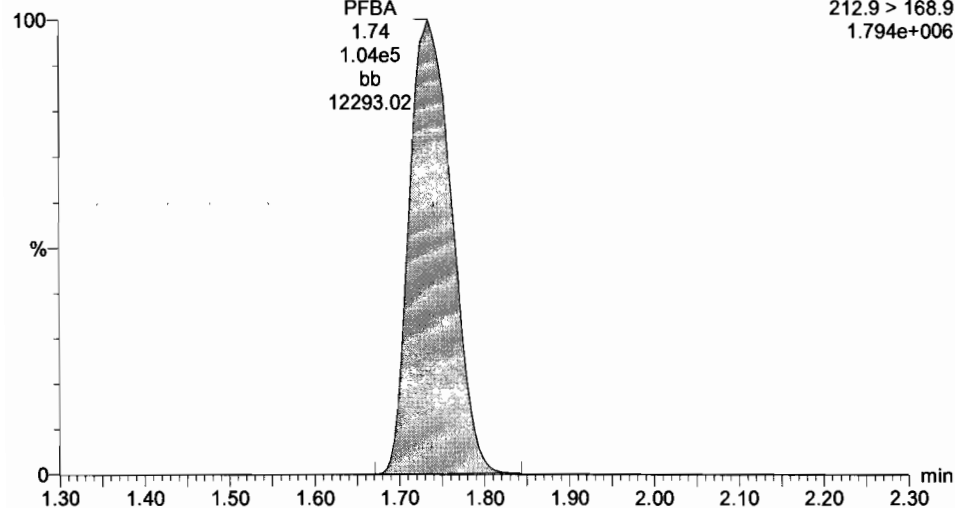
Last Altered: Wednesday, July 12, 2017 09:08:42 Pacific Daylight Time

Printed: Wednesday, July 12, 2017 09:17:35 Pacific Daylight Time

ID: ST170711G3-8 PFC CS5 17G1118, Description: PFC CS5 17G1118, Name: 170711G3_9, Date: 11-Jul-2017, Time: 18:57:37, Instrument: , Lab: , User:

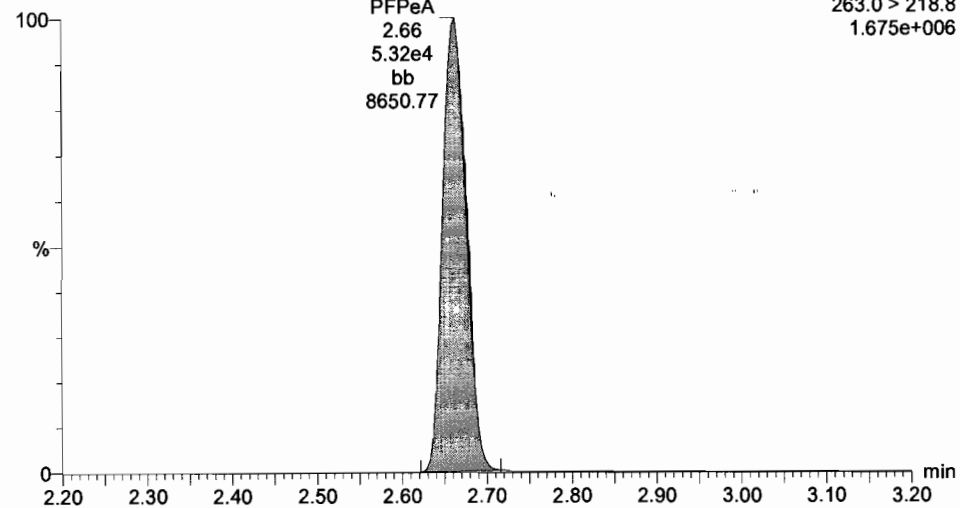
PFBA

170711G3_9



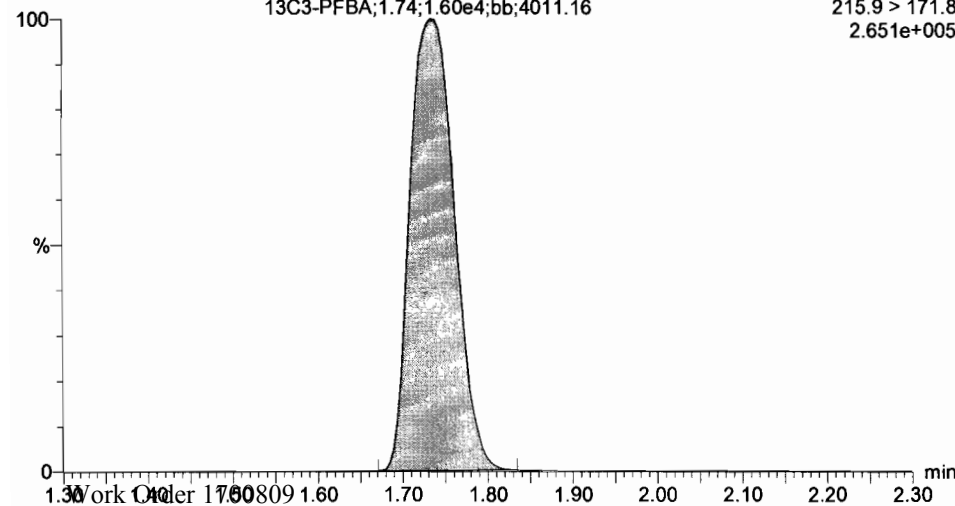
PFPeA

170711G3_9



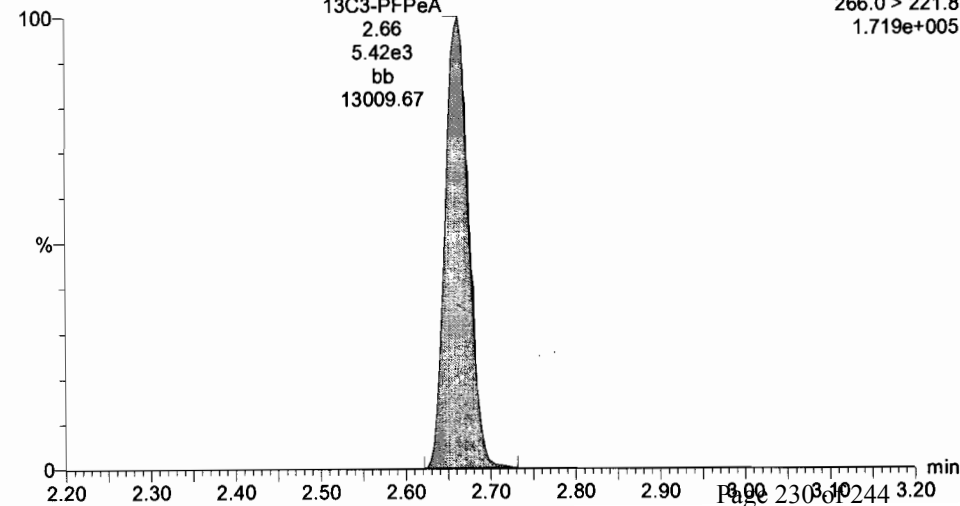
13C3-PFBA

170711G3_9



13C3-PFPeA

170711G3_9



Dataset: U:\G1.PRO\Results\2017\New folder\170711G3-CRV.qld

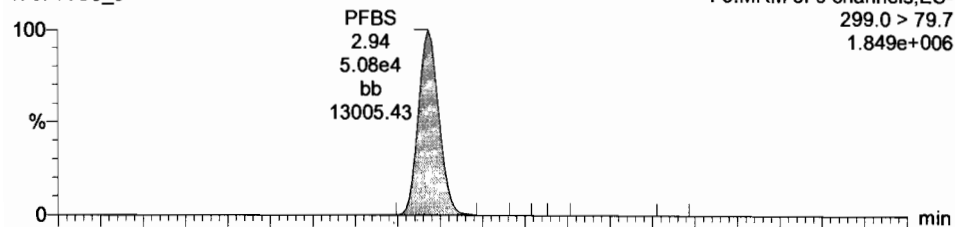
Last Altered: Wednesday, July 12, 2017 09:08:42 Pacific Daylight Time

Printed: Wednesday, July 12, 2017 09:17:35 Pacific Daylight Time

ID: ST170711G3-8 PFC CS5 17G1118, Description: PFC CS5 17G1118, Name: 170711G3_9, Date: 11-Jul-2017, Time: 18:57:37, Instrument: , Lab: , User:

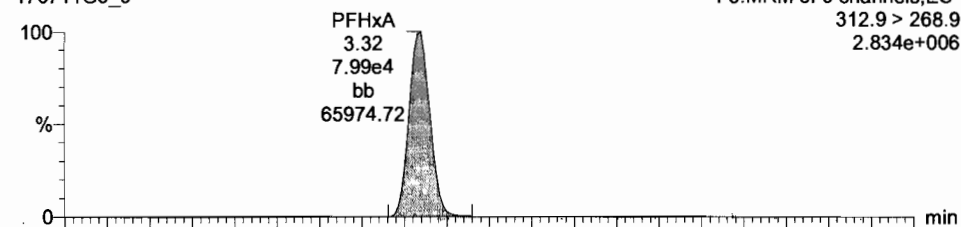
Total PFBS

170711G3_9

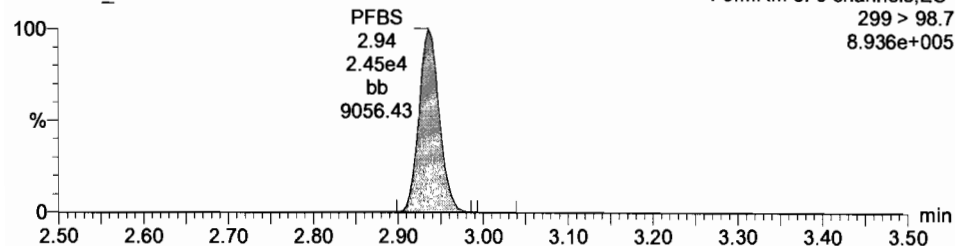


PFHxA

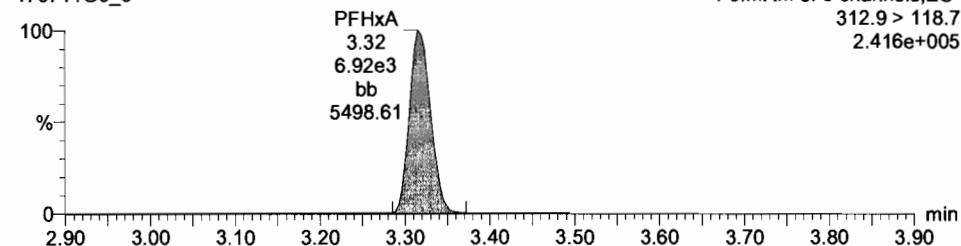
170711G3_9



170711G3_9

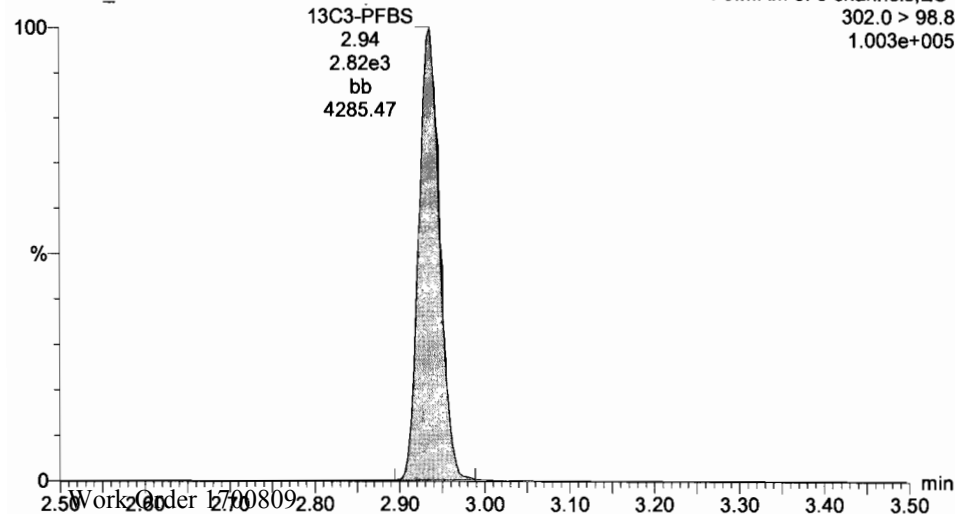


170711G3_9



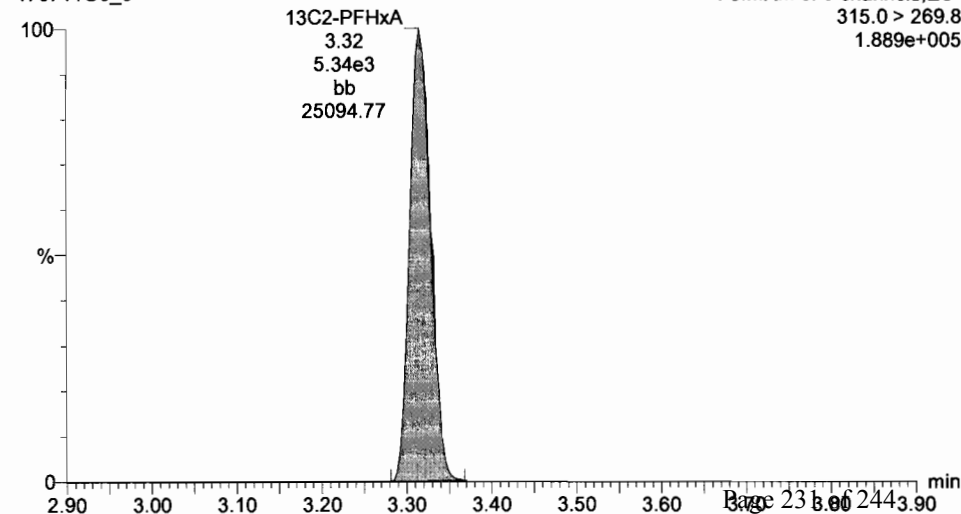
13C3-PFBS

170711G3_9



13C2-PFHxA

170711G3_9



Dataset: U:\G1.PRO\Results\2017\New folder\170711G3-CRV.qld

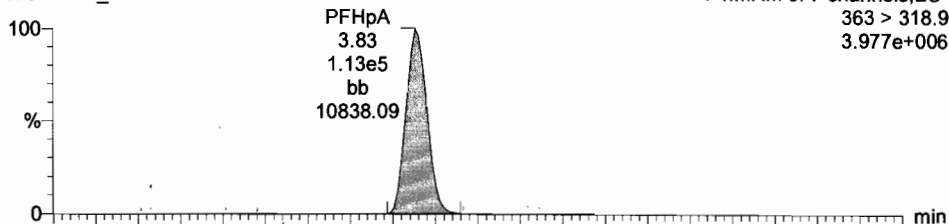
Last Altered: Wednesday, July 12, 2017 09:08:42 Pacific Daylight Time

Printed: Wednesday, July 12, 2017 09:17:35 Pacific Daylight Time

ID: ST170711G3-8 PFC CS5 17G1118, Description: PFC CS5 17G1118, Name: 170711G3_9, Date: 11-Jul-2017, Time: 18:57:37, Instrument: , Lab: , User:

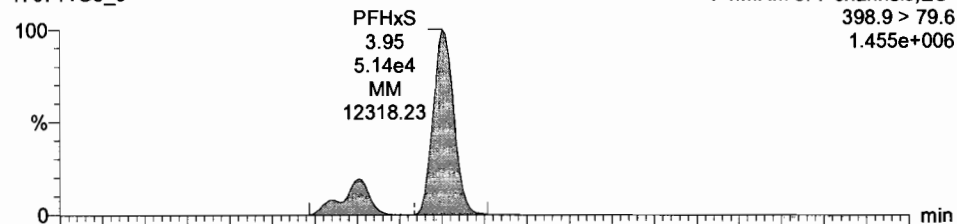
PFHpA

170711G3_9

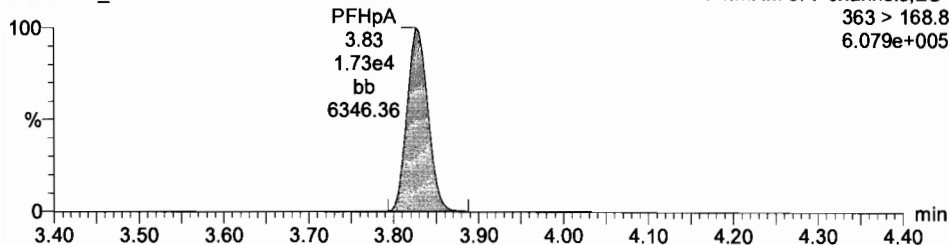


Total PFHxS

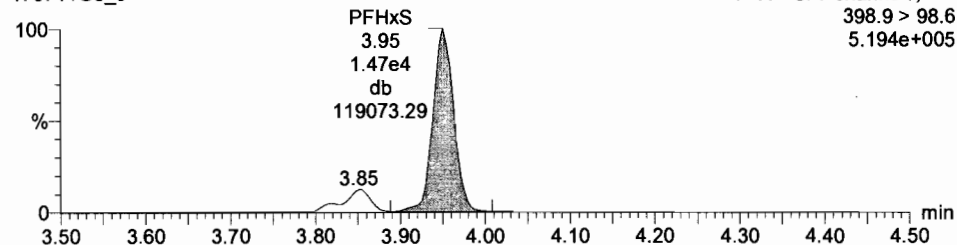
170711G3_9



170711G3_9

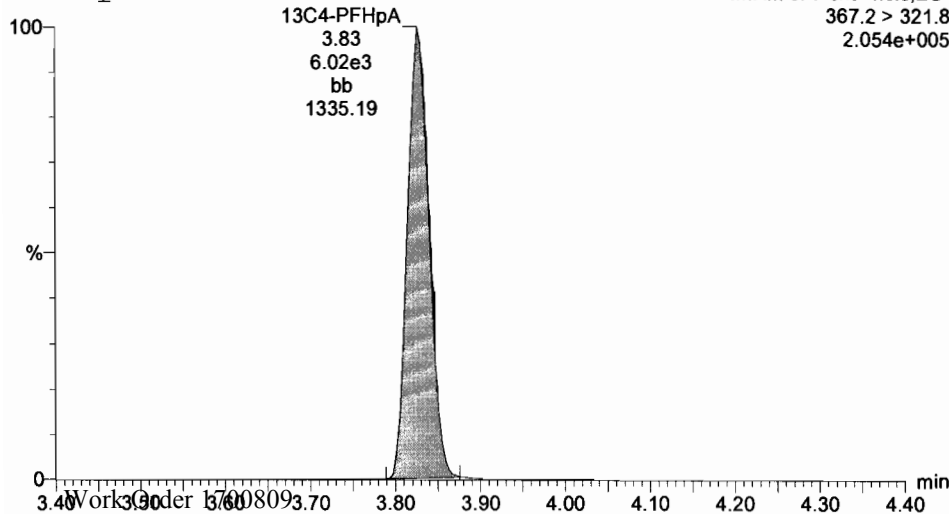


170711G3_9



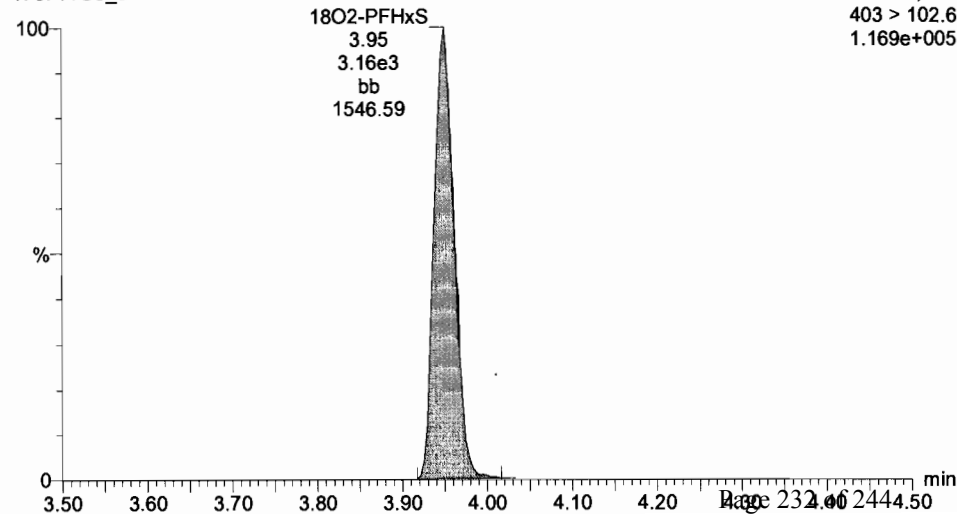
13C4-PFHpA

170711G3_9



18O2-PFHxS

170711G3_9



Dataset: U:\G1.PRO\Results\2017\New folder\170711G3-CRV.qld

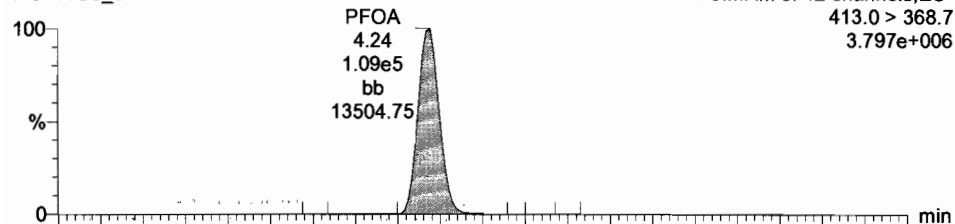
Last Altered: Wednesday, July 12, 2017 09:08:42 Pacific Daylight Time

Printed: Wednesday, July 12, 2017 09:17:35 Pacific Daylight Time

ID: ST170711G3-8 PFC CS5 17G1118, Description: PFC CS5 17G1118, Name: 170711G3_9, Date: 11-Jul-2017, Time: 18:57:37, Instrument: , Lab: , User:

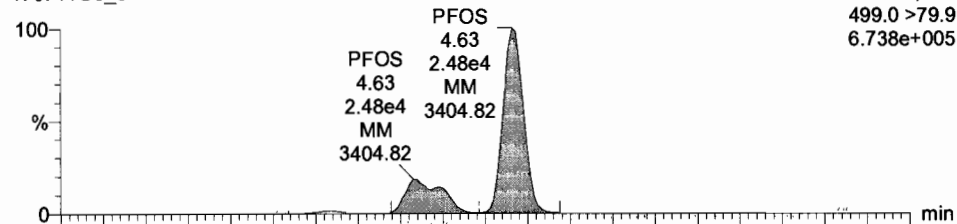
Total PFOA

170711G3_9

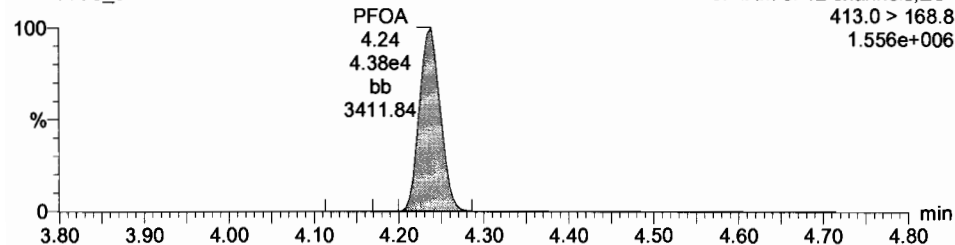


Total PFOS

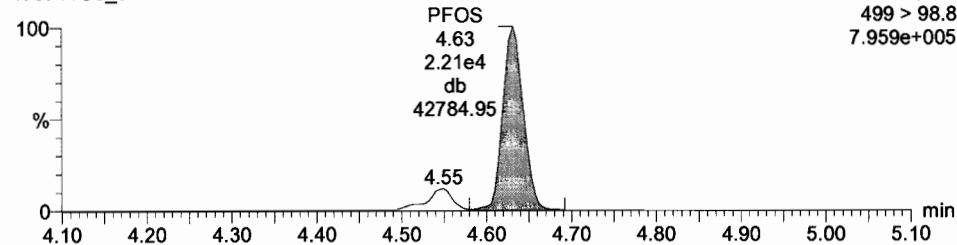
170711G3_9



170711G3_9

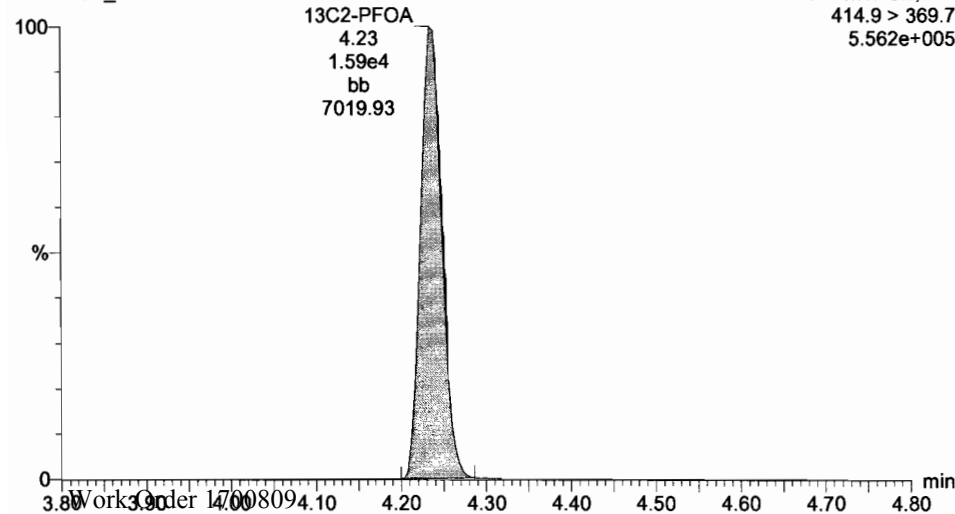


170711G3_9



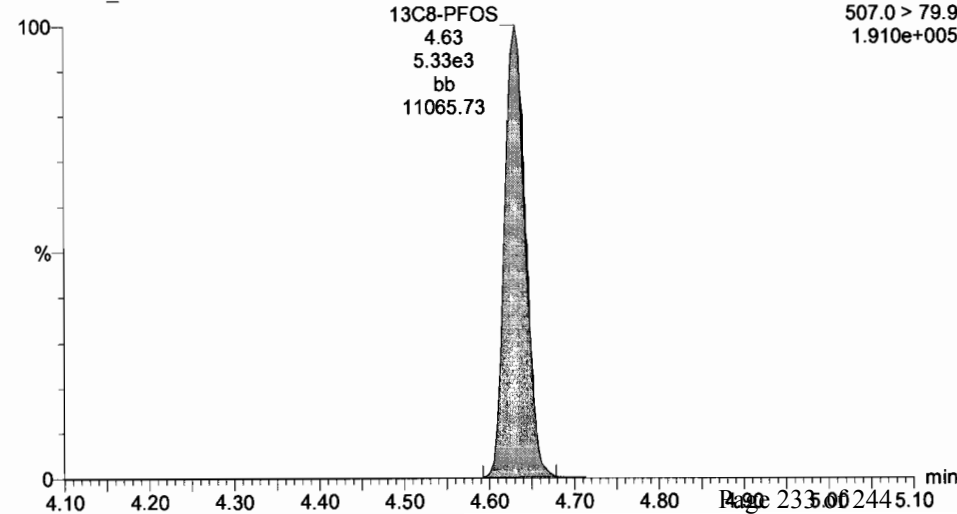
13C2-PFOA

170711G3_9



13C8-PFOS

170711G3_9



Dataset: U:\G1.PRO\Results\2017\New folder\170711G3-CRV.qld

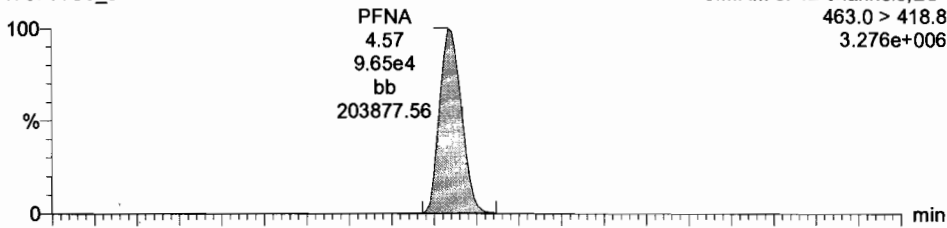
Last Altered: Wednesday, July 12, 2017 09:08:42 Pacific Daylight Time

Printed: Wednesday, July 12, 2017 09:17:35 Pacific Daylight Time

ID: ST170711G3-8 PFC CS5 17G1118, Description: PFC CS5 17G1118, Name: 170711G3_9, Date: 11-Jul-2017, Time: 18:57:37, Instrument: , Lab: , User:

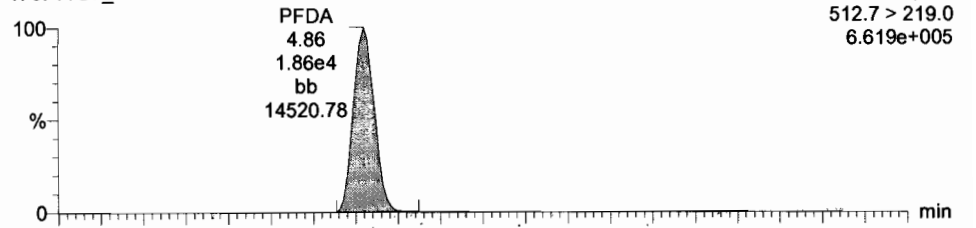
PFNA

170711G3_9

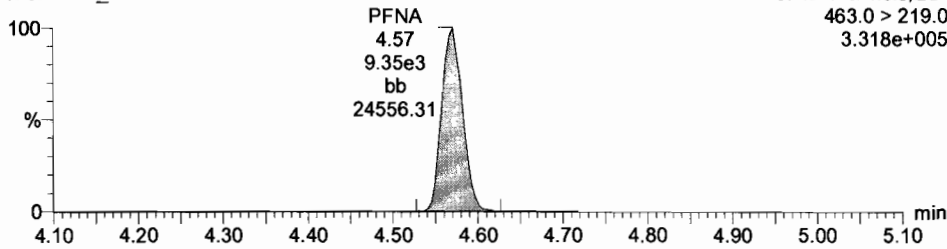


PFDA

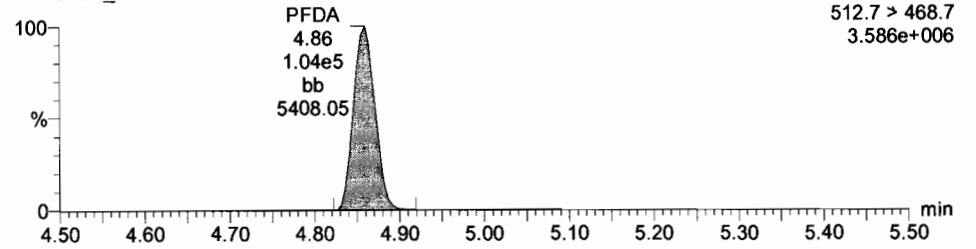
170711G3_9



170711G3_9

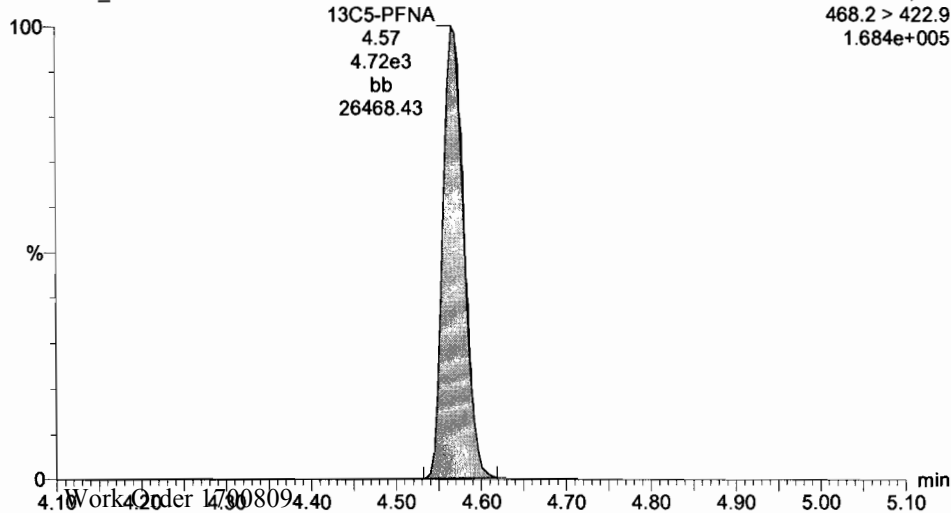


170711G3_9



13C5-PFNA

170711G3_9



Dataset: U:\G1.PRO\Results\2017\New folder\170711G3-CRV.qld

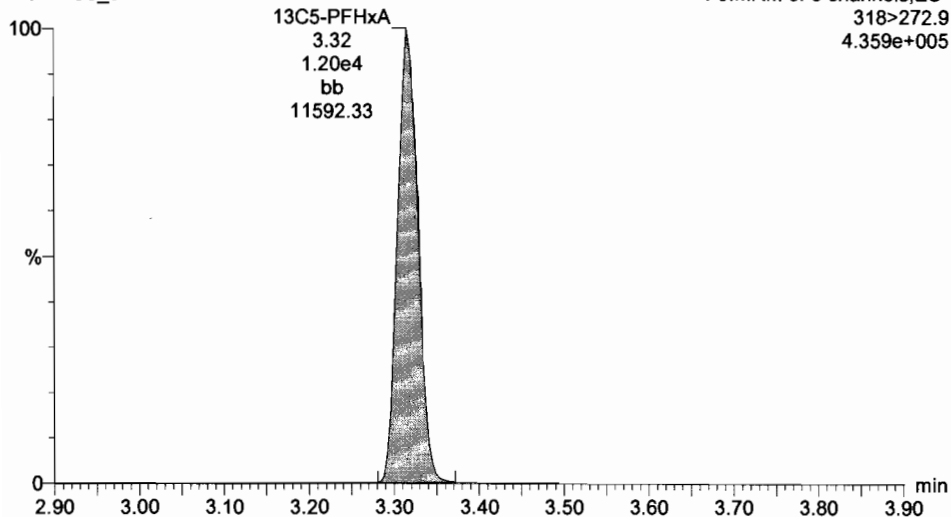
Last Altered: Wednesday, July 12, 2017 09:08:42 Pacific Daylight Time

Printed: Wednesday, July 12, 2017 09:17:35 Pacific Daylight Time

ID: ST170711G3-8 PFC CS5 17G1118, Description: PFC CS5 17G1118, Name: 170711G3_9, Date: 11-Jul-2017, Time: 18:57:37, Instrument: , Lab: , User:

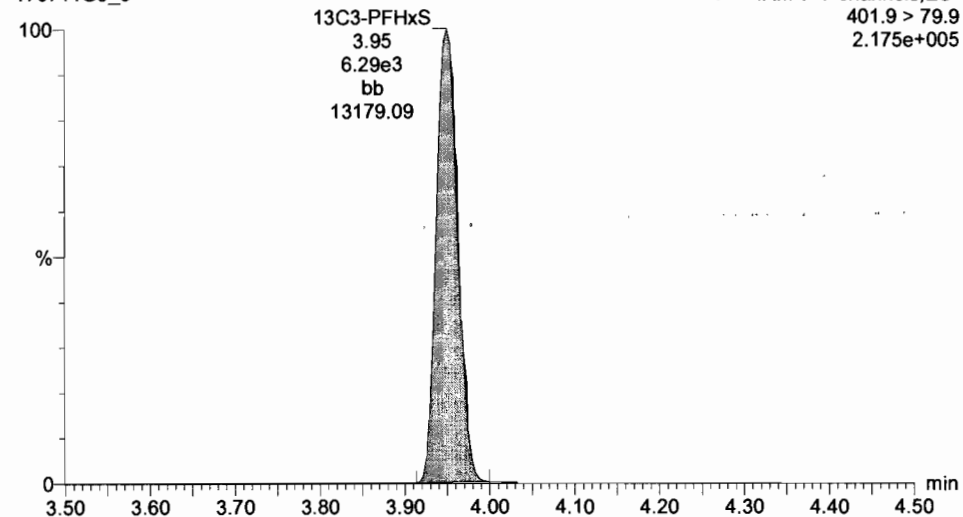
13C5-PFHxA

170711G3_9



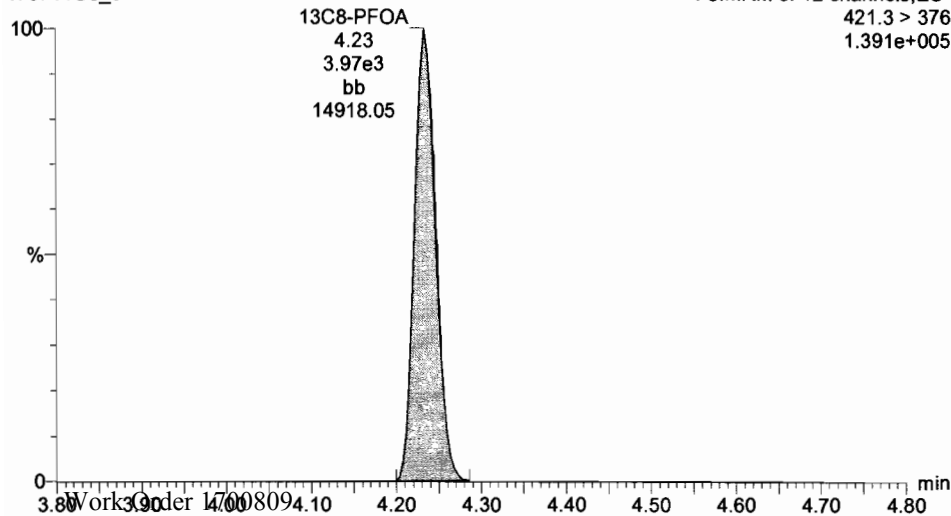
13C3-PFHxS

170711G3_9



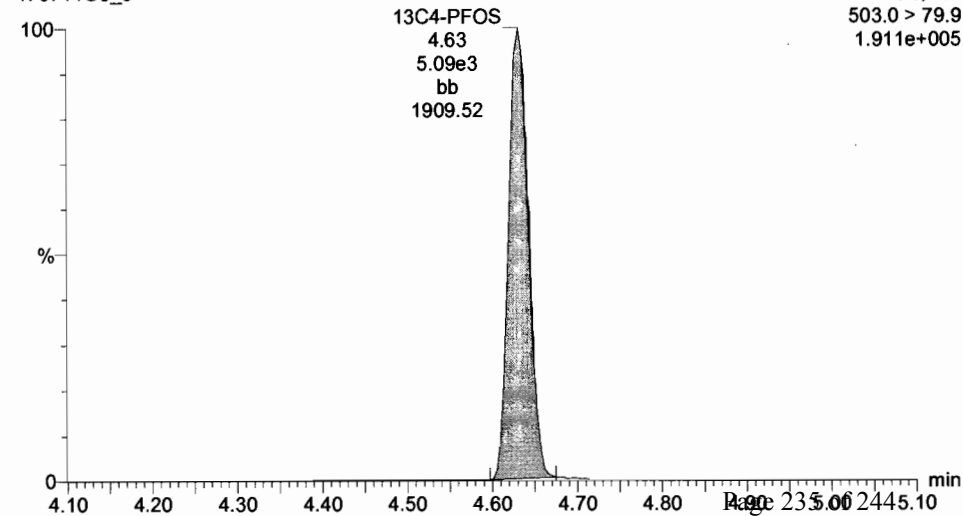
13C8-PFOA

170711G3_9



13C4-PFOS

170711G3_9



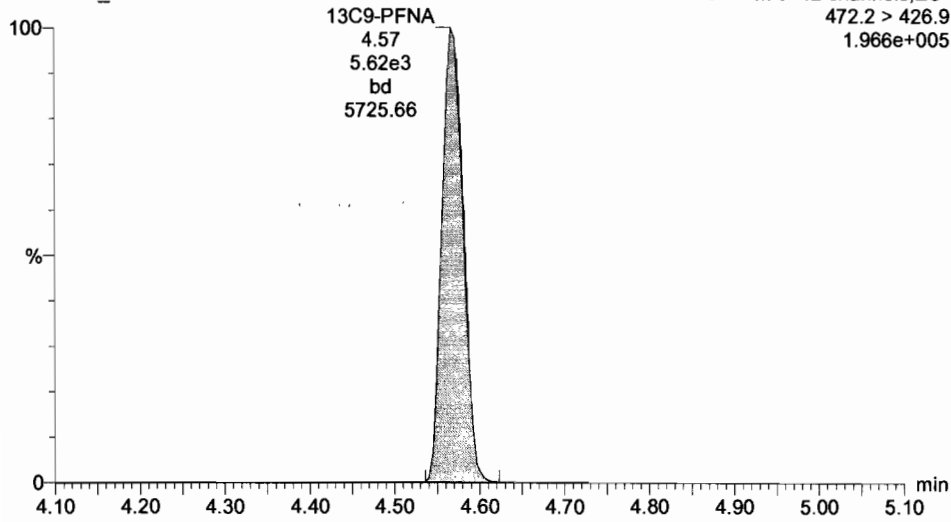
Dataset: U:\G1.PRO\Results\2017\New folder\170711G3-CRV.qld

Last Altered: Wednesday, July 12, 2017 09:08:42 Pacific Daylight Time

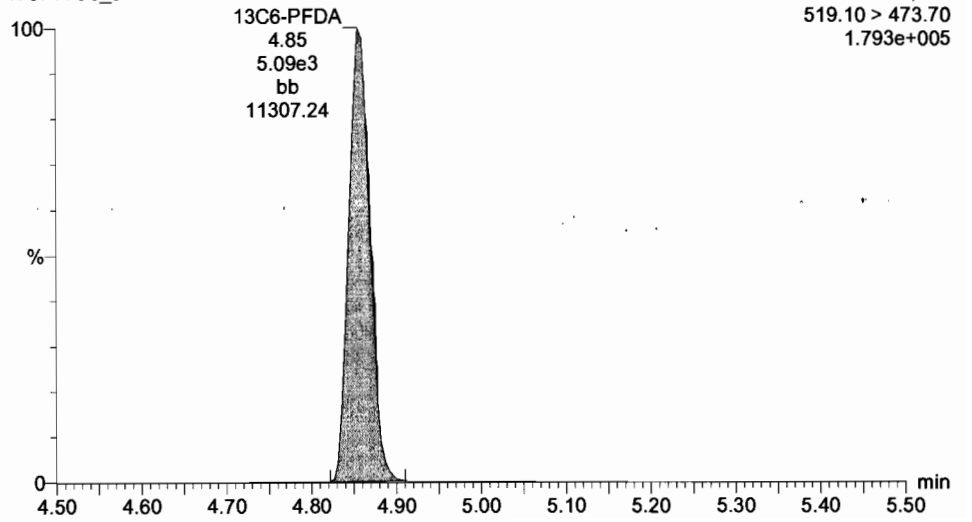
Printed: Wednesday, July 12, 2017 09:17:35 Pacific Daylight Time

ID: ST170711G3-8 PFC CS5 17G1118, Description: PFC CS5 17G1118, Name: 170711G3_9, Date: 11-Jul-2017, Time: 18:57:37, Instrument: , Lab: , User:

13C9-PFNA
170711G3_9



13C6-PFDA
170711G3_9



Dataset: U:\G1.PRO\Results\2017\170711G3\170711G3-11.qld

Last Altered: Wednesday, July 12, 2017 09:26:37 Pacific Daylight Time

Printed: Wednesday, July 12, 2017 09:29:38 Pacific Daylight Time

Method: U:\G1.pro\MethDB\PFAS_14or16_2trans_0630.mdb 10 Jul 2017 16:23:41

Calibration: U:\G1.pro\CurveDB\C18_VAL-PFC_Q1_7-11-17_L16_2Trans_NEW.cdb 12 Jul 2017 09:08:42

Name: 170711G3_11, Date: 11-Jul-2017, Time: 19:22:36, ID: SS170711G3-1 PFC SSS 17G1119, Description: PFC SSS 17G1119

#	Name	Trace	Response	IS Resp	RRF	Wt/Vol	RT	Conc	%Rec
1	1 PFBA	212.9 > 168.9	9.80e3	1.74e4		1.000	1.73	8.58	85.8
2	2 PFPeA	263.0 > 218.8	5.39e3	6.14e3		1.000	2.66	9.20	92.0
3	3 PFBS	299.0 > 79.7	4.90e3	3.17e3		1.000	2.94	8.68	86.8
4	4 PFHxA	312.9 > 268.9	8.48e3	5.62e3		1.000	3.32	9.80	98.0
5	5 PFHpA	363 > 318.9	1.27e4	7.42e3		1.000	3.83	9.04	90.4
6	6 PFHxS	398.9 > 79.6	4.67e3	3.46e3		1.000	3.95	8.03	80.3
7	7 PFOA	413.0 > 368.7	1.10e4	1.60e4		1.000	4.24	9.84	98.4
8	8 PFNA	463.0 > 418.8	9.81e3	4.96e3		1.000	4.57	8.68	86.8
9	9 PFOS	499.0 > 79.9	1.66e3	4.95e3		1.000	4.63	7.13	71.3
10	10 PFDA	512.7 > 219.0	1.45e3	1.01e4		1.000	4.86	8.52	85.2
11	11 13C3-PFBA	215.9 > 171.8	1.74e4	1.23e4	1.343	1.000	1.73	13.2	105.3
12	12 13C3-PFBS	302.0 > 98.8	3.17e3	1.46e4	0.260	1.000	2.94	10.5	84.0
13	13 13C3-PFPeA	266.0 > 221.8	6.14e3	1.46e4	0.470	1.000	2.66	11.2	89.8
14	14 13C2-PFHxA	315.0 > 269.8	5.62e3	1.46e4	0.427	1.000	3.32	11.3	90.4
15	15 13C4-PFHpA	367.2 > 321.8	7.42e3	1.46e4	0.538	1.000	3.83	11.8	94.7
16	16 18O2-PFHxS	403 > 102.6	3.46e3	7.03e3	0.465	1.000	3.95	13.2	106.0
17	17 13C2-PFOA	414.9 > 369.7	1.60e4	4.36e3	3.713	1.000	4.24	12.3	98.6
18	18 13C5-PFNA	468.2 > 422.9	4.96e3	5.46e3	0.929	1.000	4.57	12.2	97.8
19	19 13C2-PFDA	514.8 > 469.7	1.01e4	4.43e3	2.043	1.000	4.86	14.0	111.8
20	20 13C8-PFOS	507.0 > 79.9	4.95e3	4.94e3	1.026	1.000	4.63	12.2	97.7
21	21 13C4-PFBA	216.9 > 171.8	1.23e4	1.23e4	1.000	1.000	1.73	12.5	100.0
22	22 13C5-PFHxA	318 > 272.9	1.46e4	1.46e4	1.000	1.000	3.32	12.5	100.0
23	23 13C3-PFHxS	401.9 > 79.9	7.03e3	7.03e3	1.000	1.000	3.95	12.5	100.0
24	24 13C8-PFOA	421.3 > 376	4.36e3	4.36e3	1.000	1.000	4.23	12.5	100.0
25	25 13C9-PFNA	472.2 > 426.9	5.46e3	5.46e3	1.000	1.000	4.57	12.5	100.0
26	26 13C4-PFOS	503.0 > 79.9	4.94e3	4.94e3	1.000	1.000	4.64	12.5	100.0
27	27 13C6-PFDA	519.10 > 47...	4.43e3	4.43e3	1.000	1.000	4.86	12.5	100.0

70-130
↓

for 7/12/17

Dataset: U:\G1.PRO\Results\2017\170711G3\170711G3-11.qld

Last Altered: Wednesday, July 12, 2017 09:26:37 Pacific Daylight Time

Printed: Wednesday, July 12, 2017 09:29:00 Pacific Daylight Time

Method: U:\G1.pro\MethDB\PFAS_14or16_2trans_0630.mdb 10 Jul 2017 16:23:41

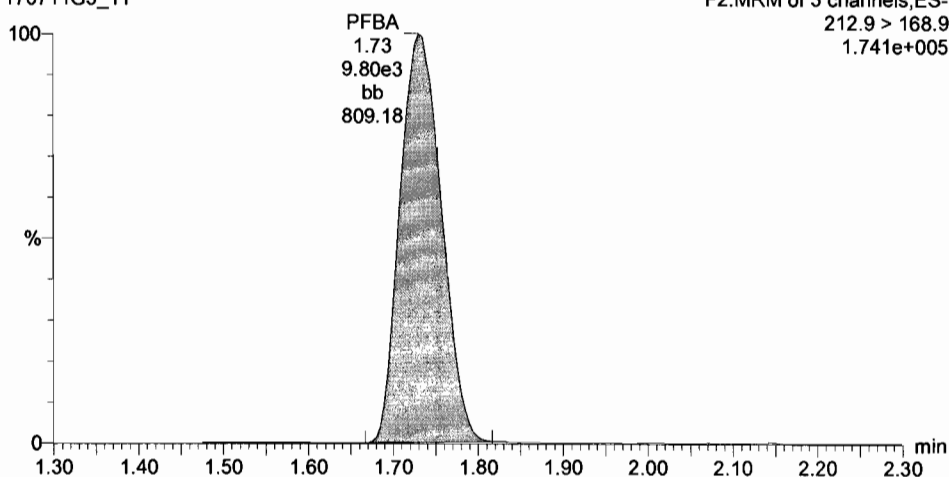
Calibration: U:\G1.pro\CurveDB\C18_VAL-PFC_Q1_7-11-17_L16_2Trans_NEW.cdb 12 Jul 2017 09:08:42

ID: SS170711G3-1 PFC SSS 17G1119, Description: PFC SSS 17G1119, Name: 170711G3_11, Date: 11-Jul-2017, Time: 19:22:36, Instrument: , Lab: , User:

PFBA

170711G3_11

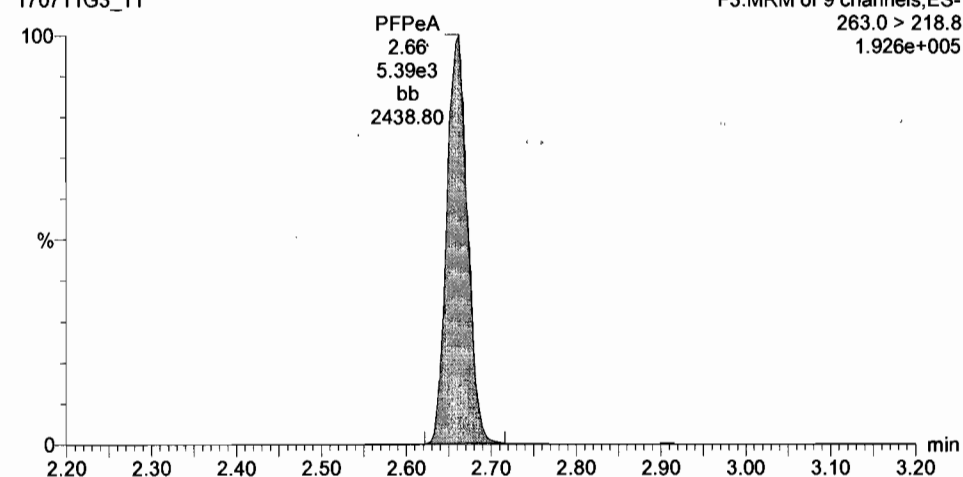
F2:MRM of 3 channels,ES-
212.9 > 168.9
1.741e+005



PFPeA

170711G3_11

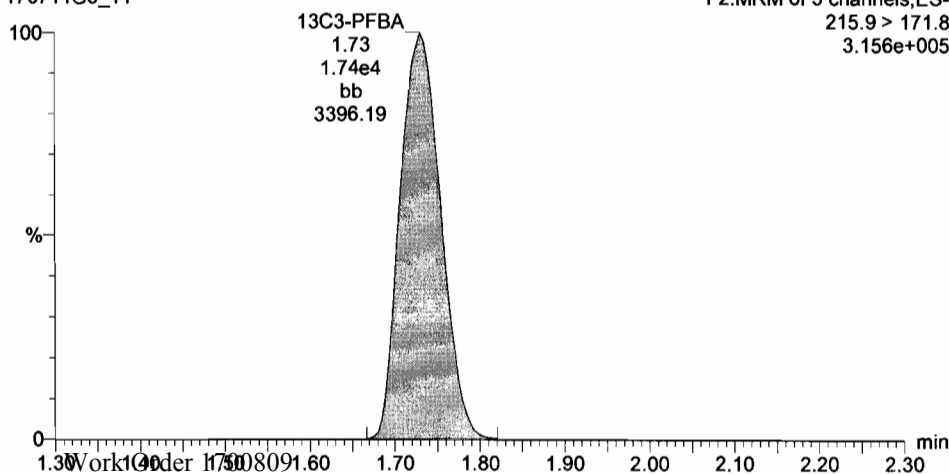
F3:MRM of 9 channels,ES-
263.0 > 218.8
1.926e+005



13C3-PFBA

170711G3_11

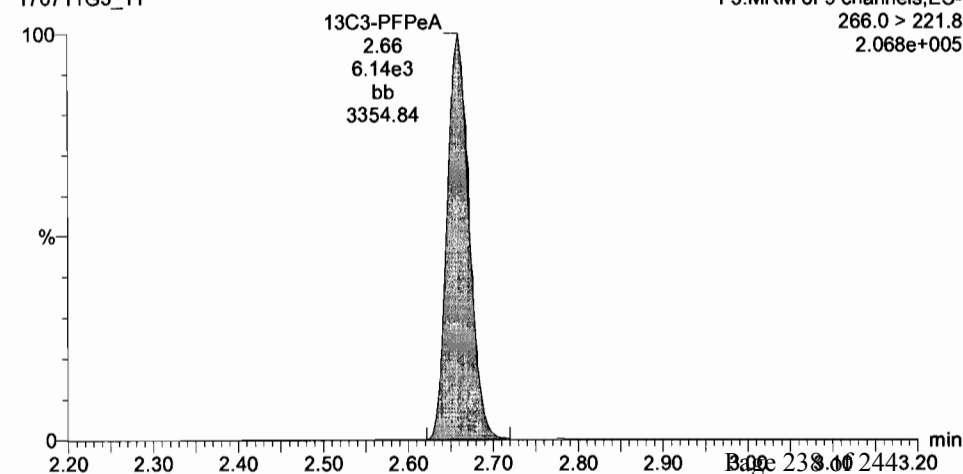
F2:MRM of 3 channels,ES-
215.9 > 171.8
3.156e+005



13C3-PFPeA

170711G3_11

F3:MRM of 9 channels,ES-
266.0 > 221.8
2.068e+005



Dataset: U:\G1.PRO\Results\2017\170711G3\170711G3-11.qld

Last Altered: Wednesday, July 12, 2017 09:26:37 Pacific Daylight Time

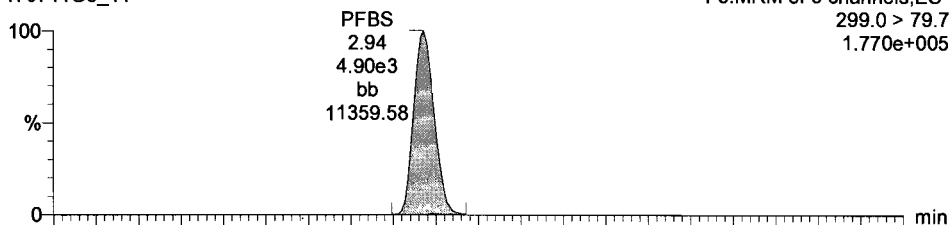
Printed: Wednesday, July 12, 2017 09:29:00 Pacific Daylight Time

ID: SS170711G3-1 PFC SSS 17G1119, Description: PFC SSS 17G1119, Name: 170711G3_11, Date: 11-Jul-2017, Time: 19:22:36, Instrument: , Lab: , User:

Total PFBS

170711G3_11

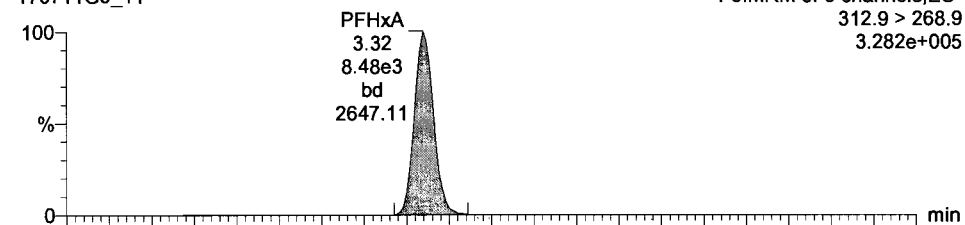
F3:MRM of 9 channels,ES-
299.0 > 79.7
1.770e+005



PFHxA

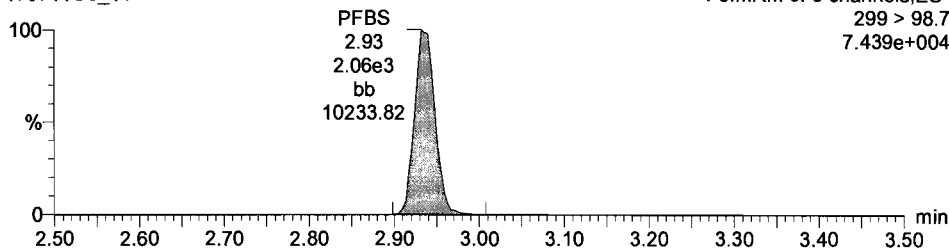
170711G3_11

F3:MRM of 9 channels,ES-
312.9 > 268.9
3.282e+005



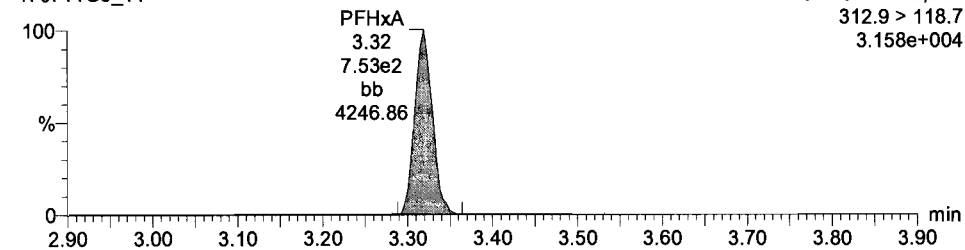
170711G3_11

F3:MRM of 9 channels,ES-
299 > 98.7
7.439e+004



170711G3_11

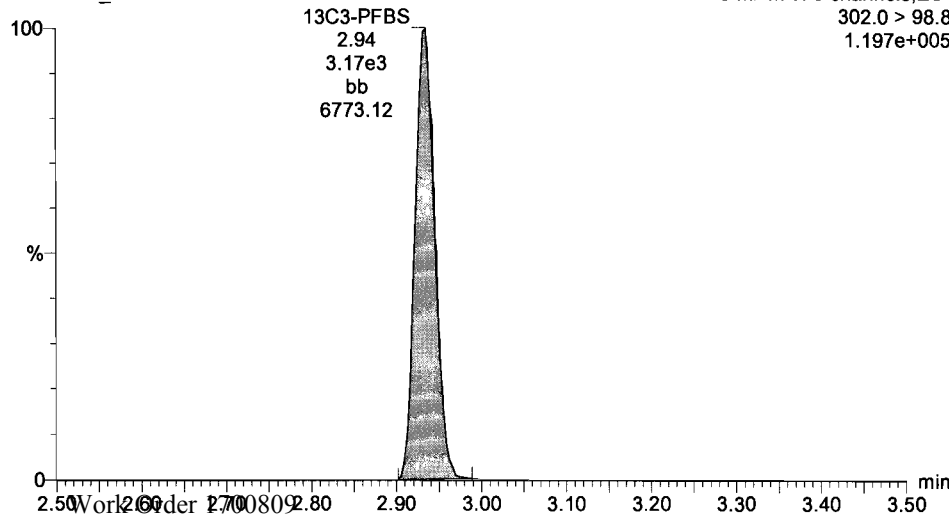
F3:MRM of 9 channels,ES-
312.9 > 118.7
3.158e+004



13C3-PFBS

170711G3_11

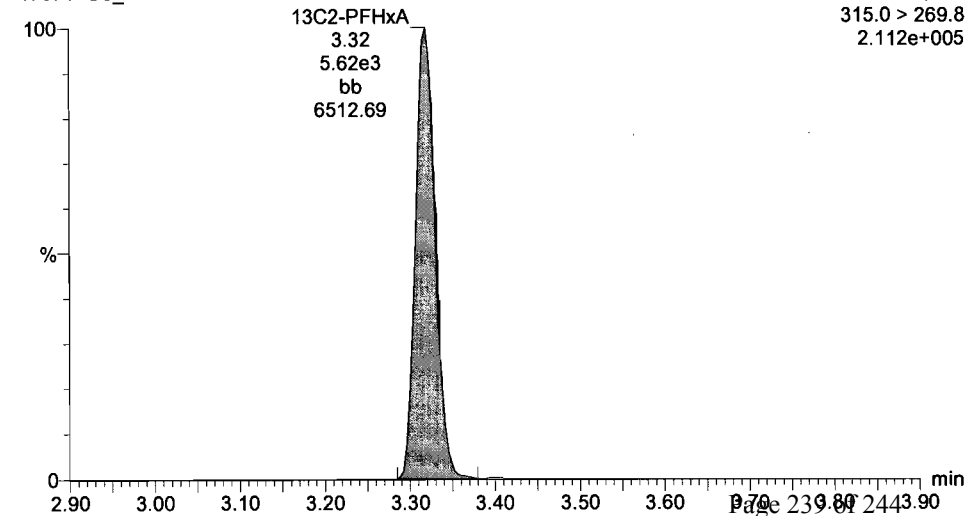
F3:MRM of 9 channels,ES-
302.0 > 98.8
1.197e+005



13C2-PFHxA

170711G3_11

F3:MRM of 9 channels,ES-
315.0 > 269.8
2.112e+005

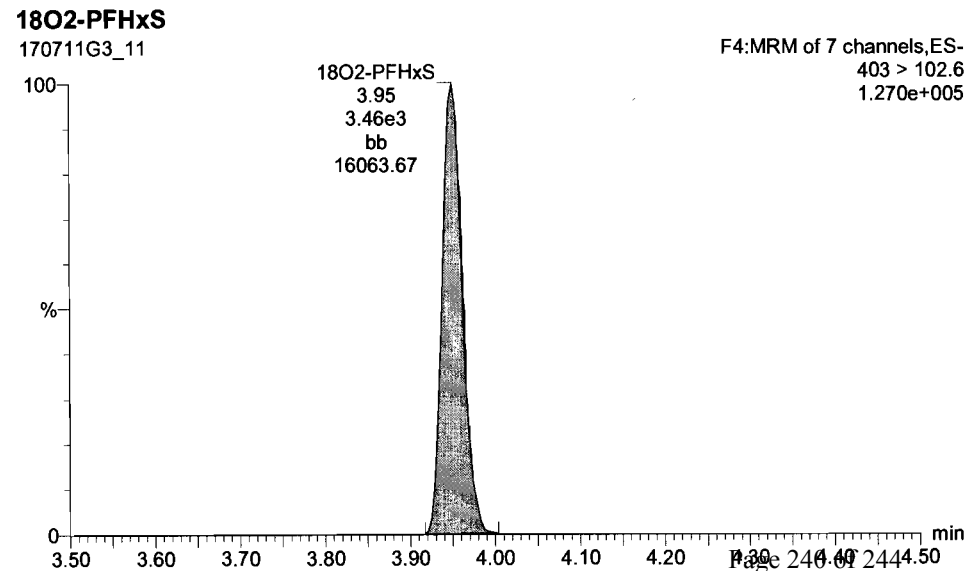
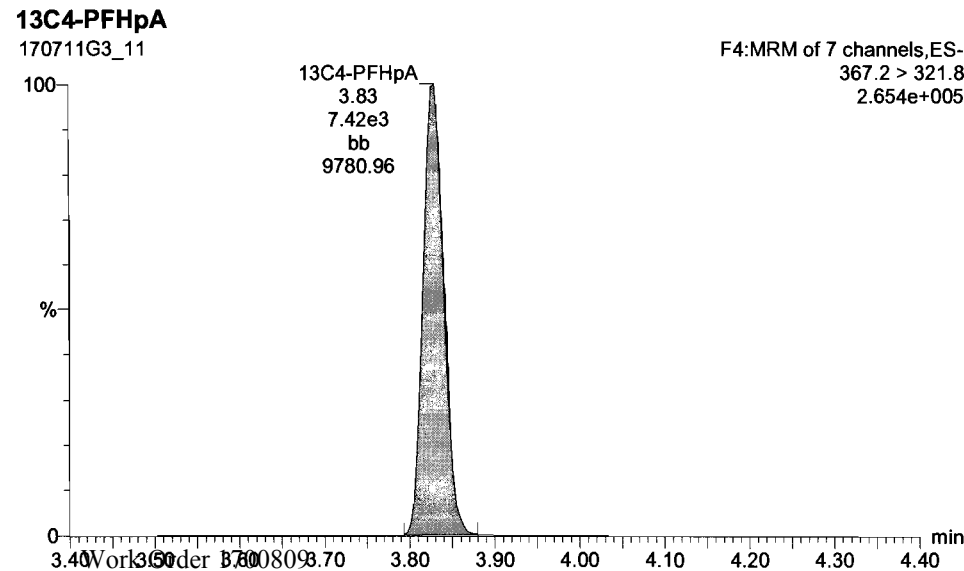
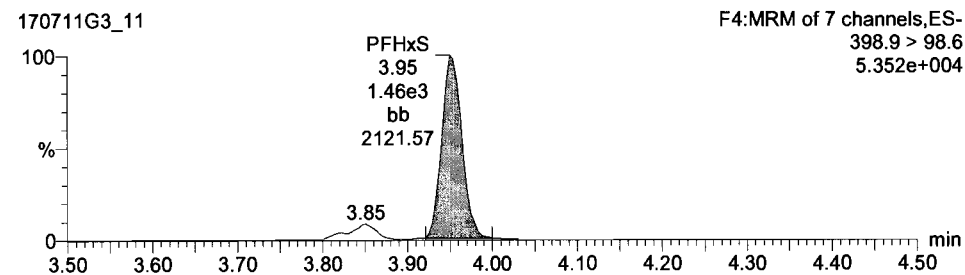
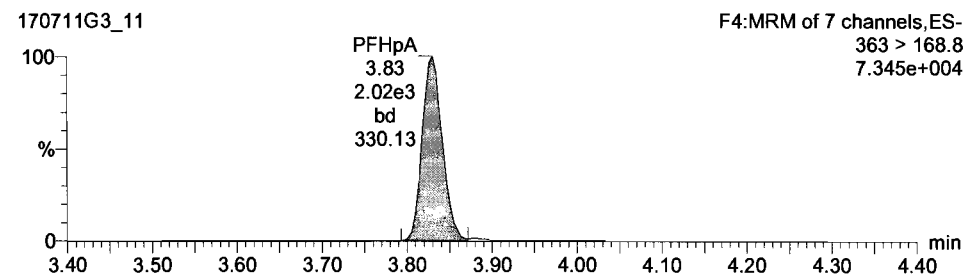
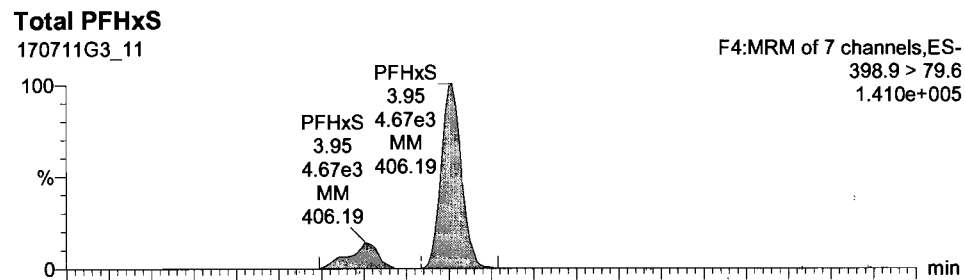
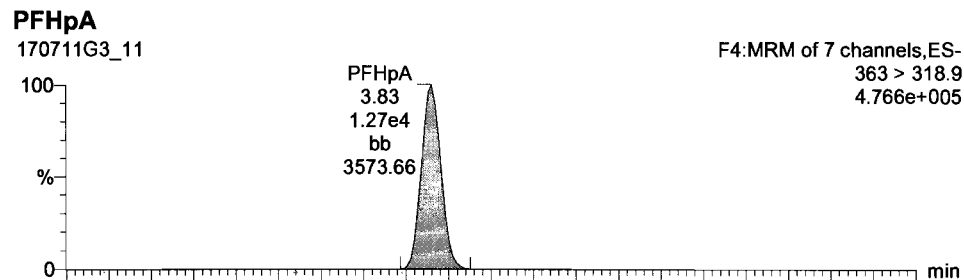


Dataset: U:\G1.PRO\Results\2017\170711G3\170711G3-11.qld

Last Altered: Wednesday, July 12, 2017 09:26:37 Pacific Daylight Time

Printed: Wednesday, July 12, 2017 09:29:00 Pacific Daylight Time

ID: SS170711G3-1 PFC SSS 17G1119, Description: PFC SSS 17G1119, Name: 170711G3_11, Date: 11-Jul-2017, Time: 19:22:36, Instrument: , Lab: , User:



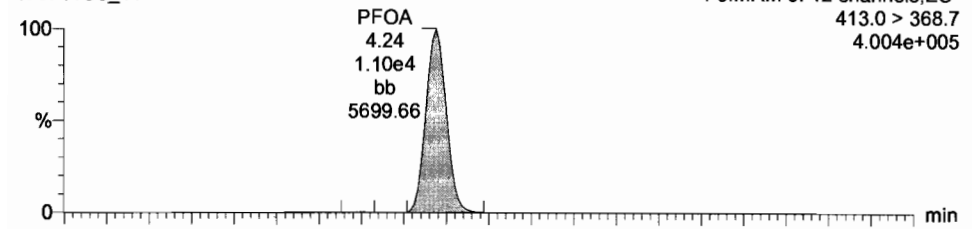
Dataset: U:\G1.PRO\Results\2017\170711G3\170711G3-11.qld

Last Altered: Wednesday, July 12, 2017 09:26:37 Pacific Daylight Time

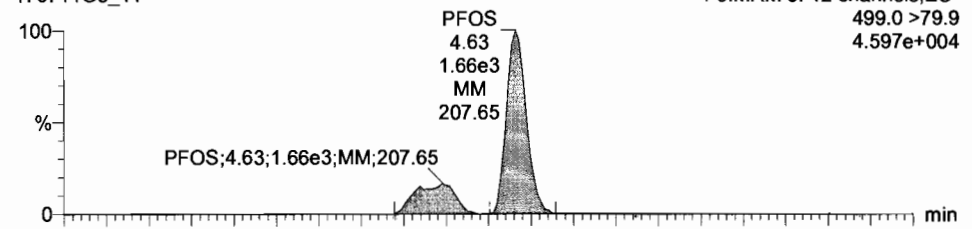
Printed: Wednesday, July 12, 2017 09:29:00 Pacific Daylight Time

ID: SS170711G3-1 PFC SSS 17G1119, Description: PFC SSS 17G1119, Name: 170711G3_11, Date: 11-Jul-2017, Time: 19:22:36, Instrument: , Lab: , User:

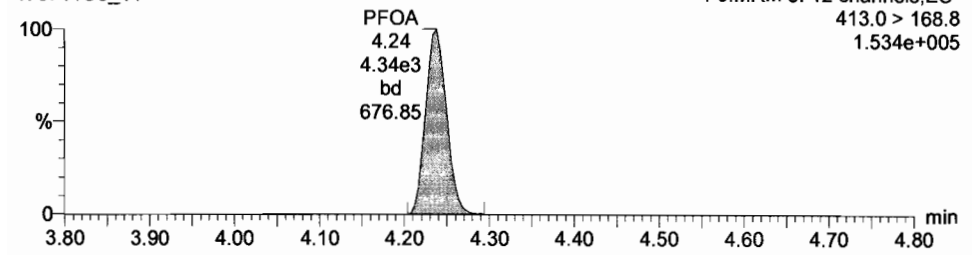
Total PFOA
170711G3_11



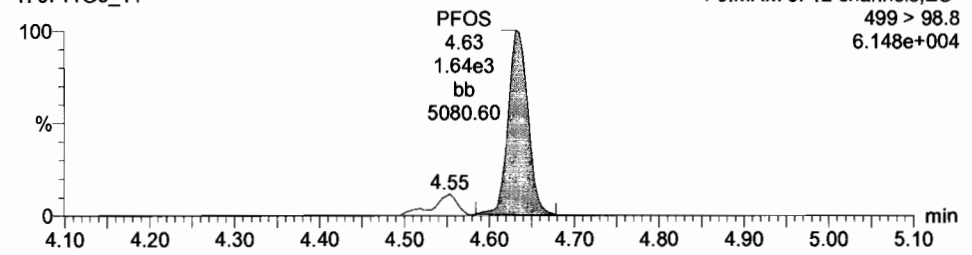
Total PFOS
170711G3_11



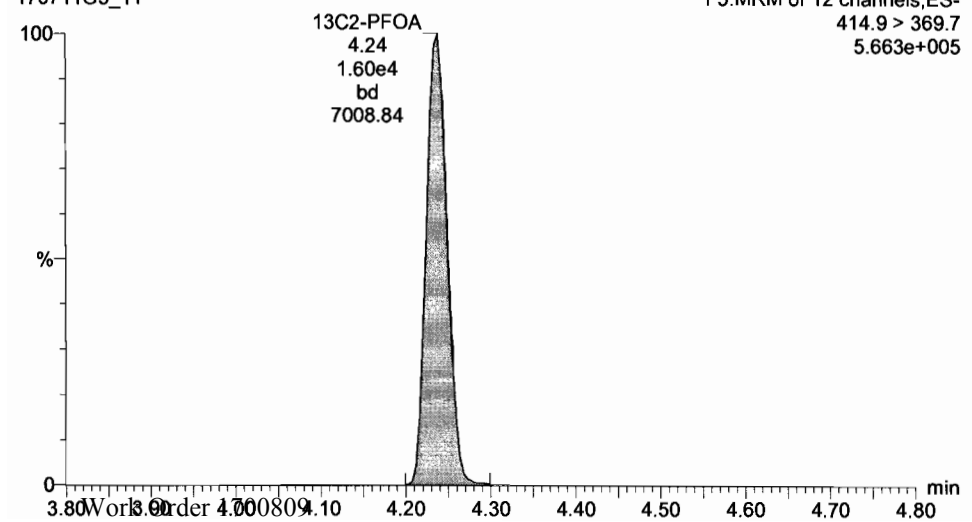
170711G3_11



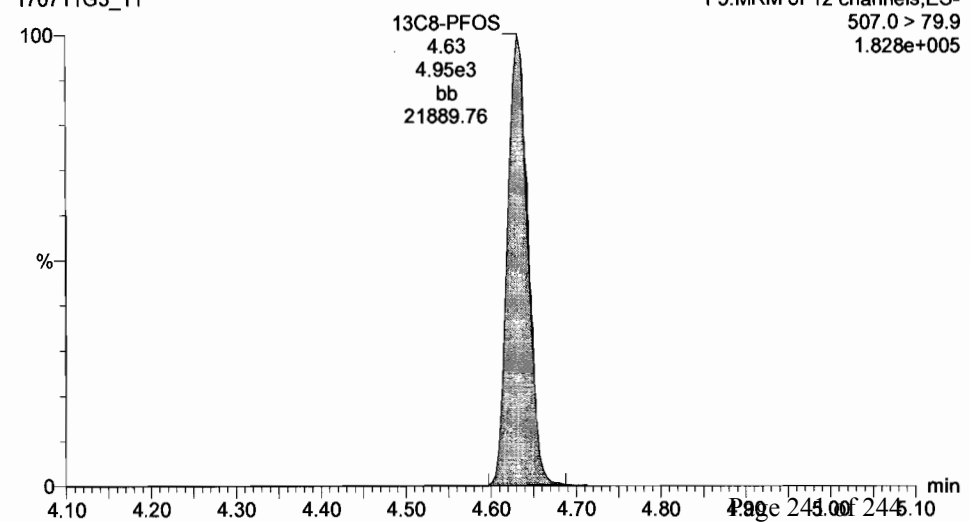
170711G3_11



13C2-PFOA
170711G3_11



13C8-PFOS
170711G3_11



Dataset: U:\G1.PRO\Results\2017\170711G3\170711G3-11.qld

Last Altered: Wednesday, July 12, 2017 09:26:37 Pacific Daylight Time

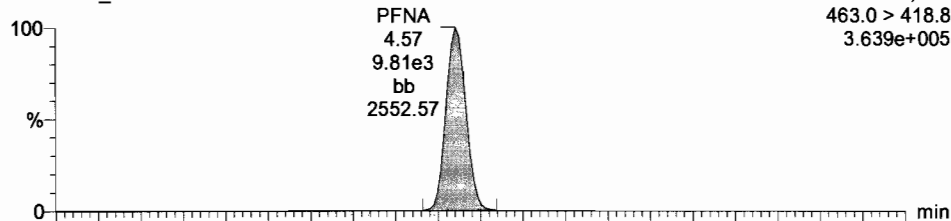
Printed: Wednesday, July 12, 2017 09:29:00 Pacific Daylight Time

ID: SS170711G3-1 PFC SSS 17G1119, Description: PFC SSS 17G1119, Name: 170711G3_11, Date: 11-Jul-2017, Time: 19:22:36, Instrument: , Lab: , User:

PFNA

170711G3_11

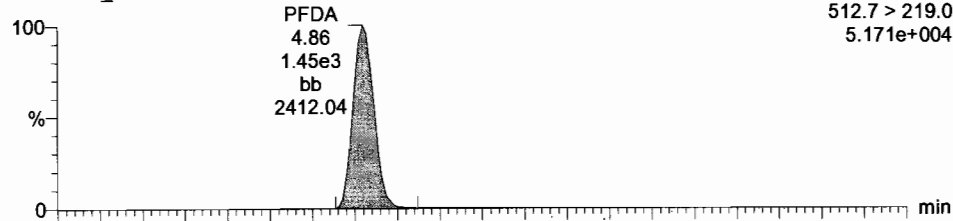
F5:MRM of 12 channels,ES-
463.0 > 418.8
3.639e+005



PFDA

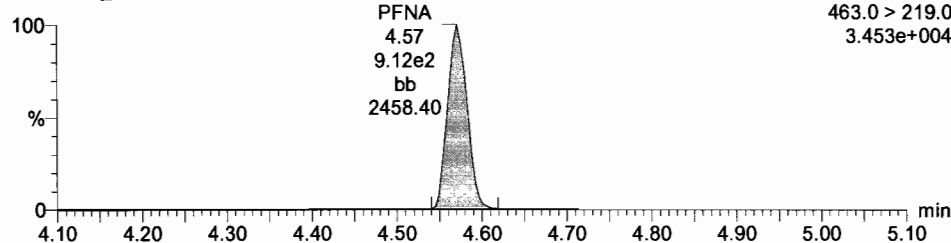
170711G3_11

F6:MRM of 4 channels,ES-
512.7 > 219.0
5.171e+004



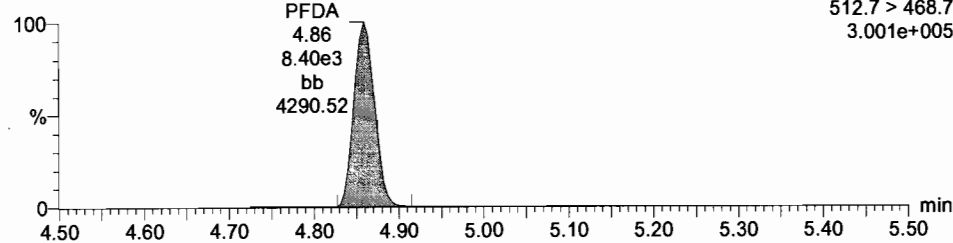
170711G3_11

F5:MRM of 12 channels,ES-
463.0 > 219.0
3.453e+004



170711G3_11

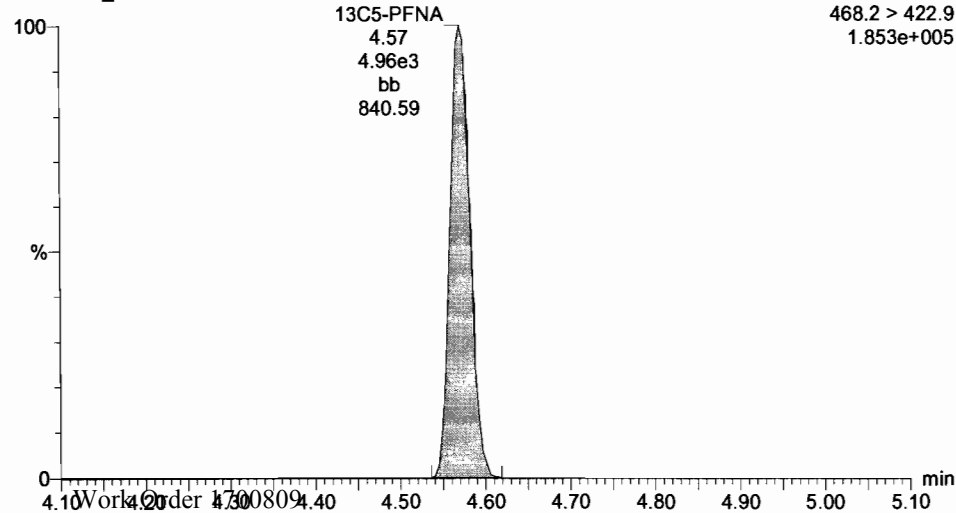
F6:MRM of 4 channels,ES-
512.7 > 468.7
3.001e+005



13C5-PFNA

170711G3_11

F5:MRM of 12 channels,ES-
468.2 > 422.9
1.853e+005



Dataset: U:\G1.PRO\Results\2017\170711G3\170711G3-11.qld

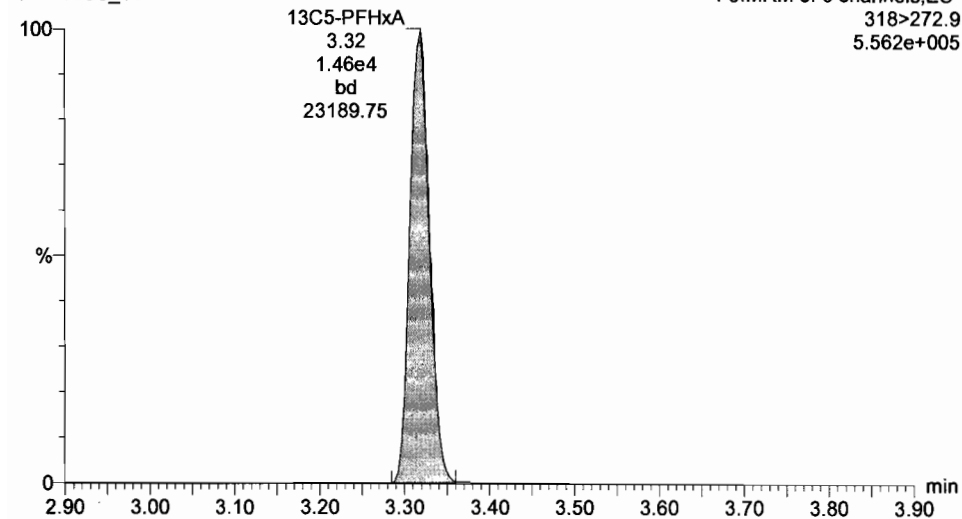
Last Altered: Wednesday, July 12, 2017 09:26:37 Pacific Daylight Time

Printed: Wednesday, July 12, 2017 09:29:00 Pacific Daylight Time

ID: SS170711G3-1 PFC SSS 17G1119, Description: PFC SSS 17G1119, Name: 170711G3_11, Date: 11-Jul-2017, Time: 19:22:36, Instrument: , Lab: , User:

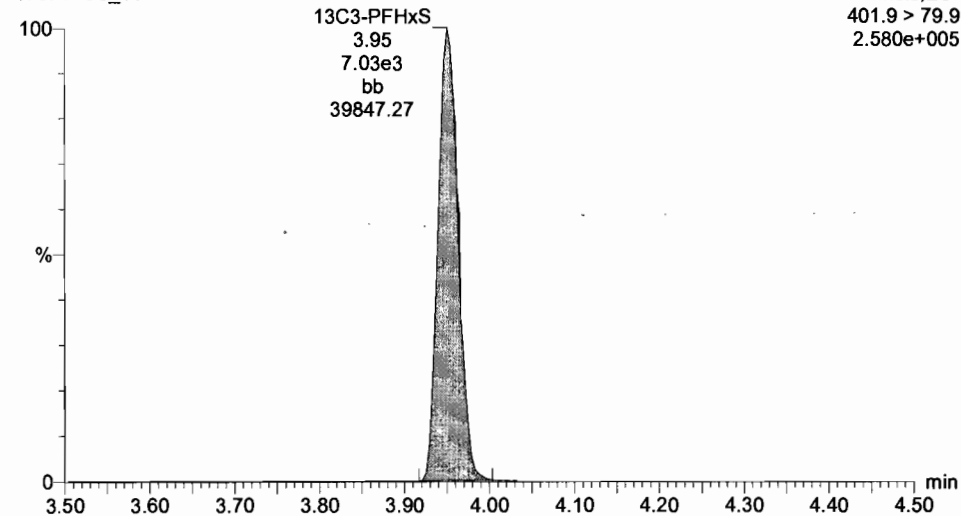
13C5-PFHxA

170711G3_11



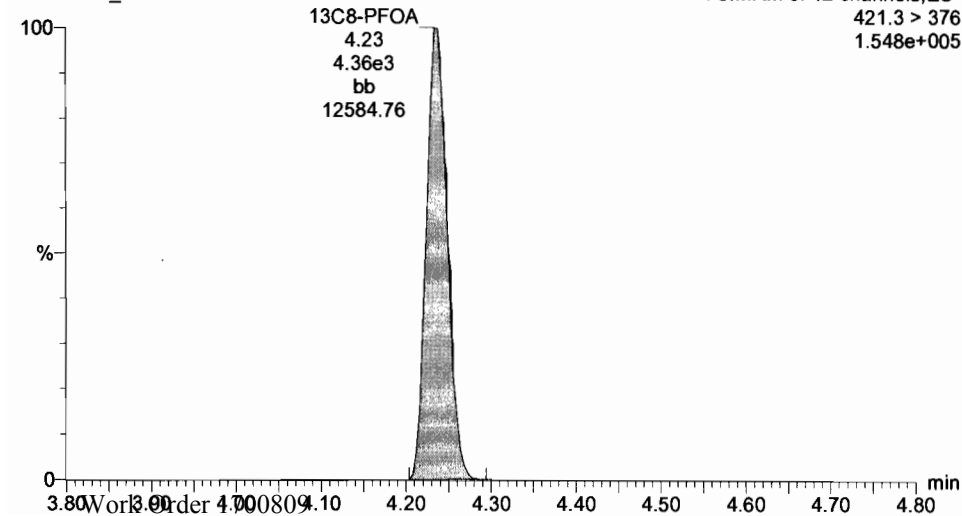
13C3-PFHxS

170711G3_11



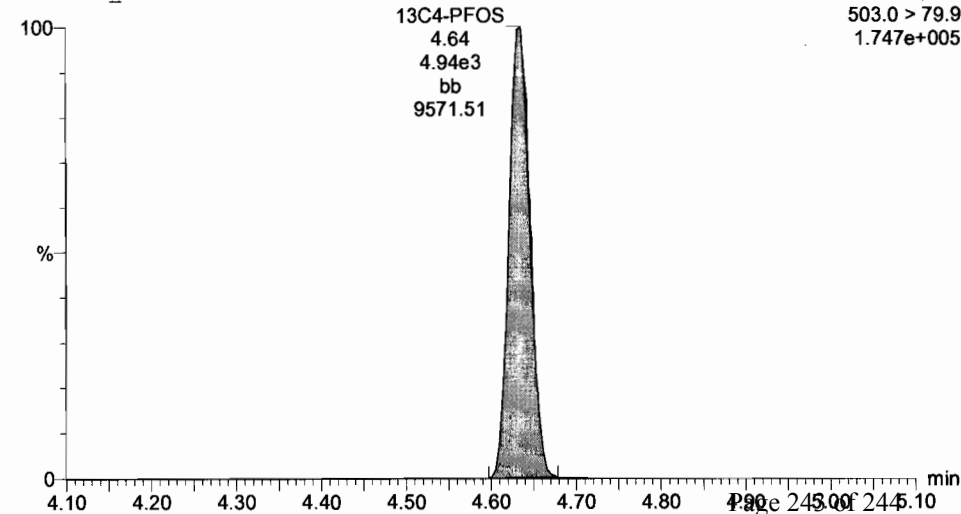
13C8-PFOA

170711G3_11



13C4-PFOS

170711G3_11



Dataset: U:\G1.PRO\Results\2017\170711G3\170711G3-11.qld

Last Altered: Wednesday, July 12, 2017 09:26:37 Pacific Daylight Time

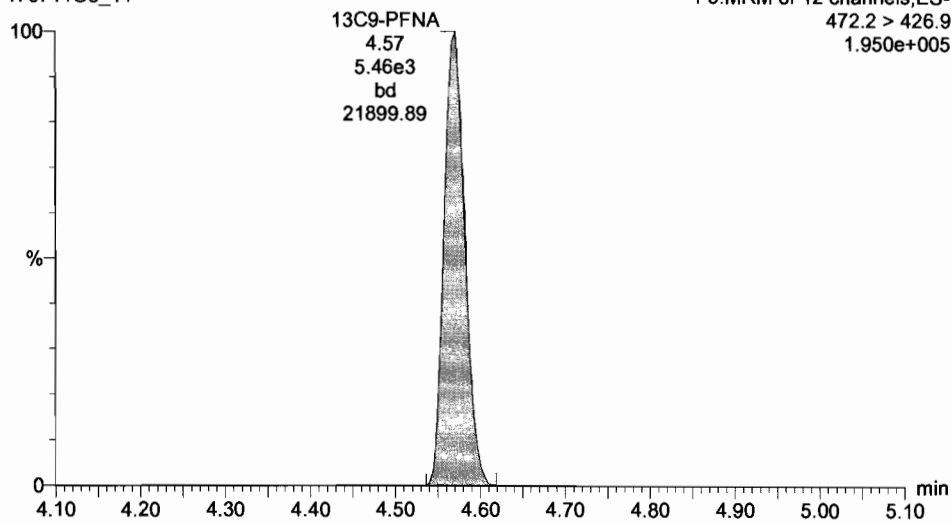
Printed: Wednesday, July 12, 2017 09:29:00 Pacific Daylight Time

ID: SS170711G3-1 PFC SSS 17G1119, Description: PFC SSS 17G1119, Name: 170711G3_11, Date: 11-Jul-2017, Time: 19:22:36, Instrument: , Lab: , User:

13C9-PFNA

170711G3_11

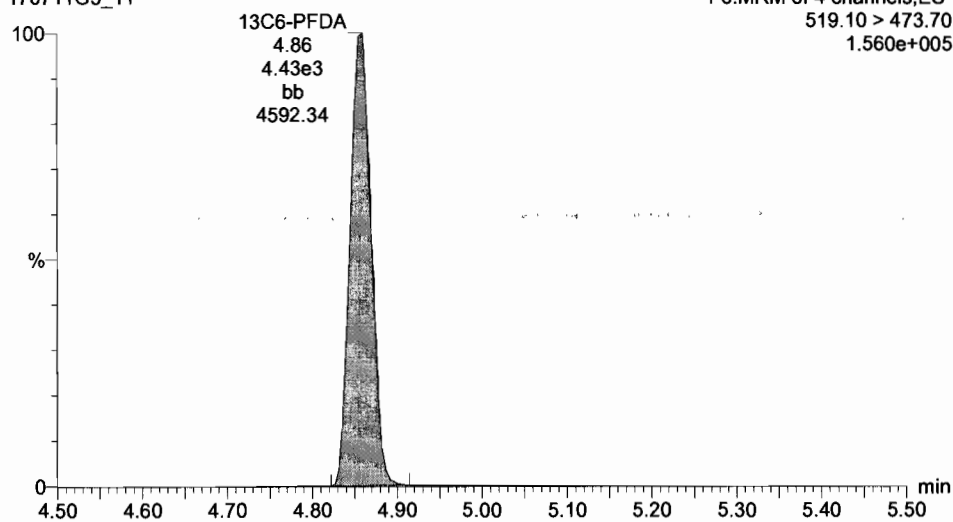
F5:MRM of 12 channels,ES-
472.2 > 426.9
1.950e+005



13C6-PFDA

170711G3_11

F6:MRM of 4 channels,ES-
519.10 > 473.70
1.560e+005



Data Validation Summary

Site 34
NAS Patuxent River
St. Mary's County, Maryland

TO: Juan Acaron/GNV
FROM: John J. Heyman/QDP

DATE: 25SEP17

Introduction

The following data validation report discusses the data validation process and findings for Vista Analytical Laboratory for SDGs with a dates 7/21/2017 and 7/22/17.

Analytical for Sample Delivery Group (SDGs)

SDGs
1700793
1700809

Samples were analyzed using the following analytical methods:

Methods

Modified EPA Method 537

The samples included in this SDG are listed in the table below.

FLDSAMPID	FLDSAMPID	FLDSAMPID	FLDSAMPID
PX-S34-GW-08S-0617	PX-S34-EB01-062817-GW	PX-S34-GW-11-0617	PX-S34-GW-14-0617
PX-S34-GW-08D-0617	PX-S34-GW-06-0617	PX-S34-GW-03-0617	PX-S34-GW-15-0617
PX-S34-GW-09-0617	PX-S34-GW-06P-0617	PX-S34-GW-02-0617	
PX-S34-GW-01-0617	PX-S34-GW-10-0617		

Data Evaluation

Data was evaluated in accordance the QA/QC criteria required by the following criteria, as applicable: appropriate Modified EPA Method 537, or Standard methodology, the laboratory SOPs, and professional judgment. Method and SOP requirements are summarized in a project UFP-SAP, which will be available to the data validator upon request. Should data qualification be necessary, the validator will use the qualifiers that are presented in the EPA National Functional Guidelines.

- Data Completeness
- Technical Holding Times
- Instrument Tuning
- Initial/Continuing Calibrations
- Blanks
- Internal Standards
- Laboratory Control Samples
- Matrix Spike Recoveries

- Surrogate Recoveries
- Field Duplicates
- Identification/Quantitation
- Reporting Limits

Overall Evaluation of Data/Potential Usability Issues

Specific details regarding qualification of the data are addressed in the sections below. If an issue is not addressed there were no actions required based on unmet quality criteria. When more than one qualifier is associated with a compound/analyte, the validator has chosen the qualifier that best indicates possible bias in the results and qualified these data accordingly.

Technical Holding Times

All holding times met. **Affected data are summarized in Attachment 1.**

Blanks

All criteria were met. Affected data are summarized in **Attachment 1.**

Laboratory Control Spike/Laboratory Control Spike Duplicate/Matrix Spike/Spike Duplicate

All criteria were met. Affected data are summarized in **Attachment 1.**

Calibration

All criteria were met. Affected data are summarized in **Attachment 1.**

QDP reproduced a representative set of the available data. Reproduction of the calibration curve and final data from raw instrument response. The Modified EPA Method 537 is represented in the following pages. Data is summarized in **Attachment 3.**

Sample Duplicate

All sample duplicates met criteria. Duplicate summary in **Attachment 2.** Affected data are summarized in **Attachment 1.**

Data Completeness

The SDGs were received complete and intact.

Conclusion

These data can be used in the project decision-making process as qualified by the data quality evaluation process.

Please do not hesitate to contact us about this validation report.

John J. Heyman

John J. Heyman
Data Assessor
813-610-5751
QDP, Quantum Data Processing
2608 S. 86th Street, Suite D
Tampa, FL 33619

Qualification Flags

Exclude	More appropriate data exist for this analyte.
R	Data were rejected for use.
UJ	Analyte not detected, estimated quantitation
U	Analyte not detected.
B	Not detected substantially above the level reported in laboratory or field blanks.
J-	Analyte present, estimated value potentially biased low.
J+	Analyte present, estimated value potentially biased high.
N	Analyte identification presumptive; no second column analysis performed or GC/MS tentative identification.
J	Analyte present, estimated value.
NJ	Analysis indicates the presence of an analyte that was "tentatively identified" and the associated value represents its approximate concentration.
None	Placeholder for calculating quality control issues that do not require flagging.
=	Analyte was detected at a concentration greater than the quantitation limit.

Qualifier Code Reference

Value	Description
%SOL	High Moisture content
2C	Second Column – Poor Dual Column Reproducibility
2S	Second Source – Bad reproducibility between tandem detectors
BD	Blank Spike/Blank Spike Duplicate(LCS/LCSD) Precision
BRL	Below Reporting Limit
BSH	Blank Spike/LCS – High Recovery
BSL	Blank Spike/LCS – Low Recovery
CC	Continuing Calibration
CCH	Continuing Calibration Verification – High Recovery
CCL	Continuing Calibration Verification – Low Recovery
DL	Redundant Result – due to Dilution
EBL	Equipment Blank Contamination
EMPC	Estimated Possible Maximum Concentration
ESH	Extraction Standard - High Recovery
ESL	Extraction Standard - Low Recovery
FBL	Field Blank Contamination
FD	Field Duplicate
HT	Holding Time
ICB	Initial Calibration – Bad Linearity or Curve Function
ICH	Initial Calibration – High Relative Response Factors
ICL	Initial Calibration – Low Relative Response Factors
ISH	Internal Standard – High Recovery
ISL	Internal Standard – Low Recovery
LD	Lab Duplicate Reproducibility
LR	Concentration Exceeds Linear Range
MBL	Method Blank Contamination
MDP	Matrix Spike/Matrix Spike Duplicate Precision
MI	Matrix interference obscuring the raw data
MSH	Matrix Spike and/or Matrix Spike Duplicate – High Recovery
MSL	Matrix Spike and/or Matrix Spike Duplicate – Low Recovery
OT	Other
PD	Pesticide Degradation

Qualifier Code Reference (cont.)

RE	Redundant Result - due to Reanalysis or Re-extraction
SD	Serial Dilution Reproducibility
SSH	Spiked Surrogate – High Recovery
SSL	Spiked Surrogate – Low Recovery
TBL	Trip Blank Contamination
TN	Tune

Attachment 1
Summary of validator flags applied
See attached file

Attachment 2
Duplicate comparisons
See attached file

Attachment 3
Calibration verification
See attached file

LOCATION_NAME	SITE_NAME	INSTALLATION_ID	LOCATION_TYPE	LOCATION_TYPE_DESC	SDG	COORD_X	COORD_Y	ANALYTICAL_METHOD_GRP_DESC	SAMPLE_NAME	SAMPLE_MATRIX	SAMPLE_MATRIX_DESC	COLLECT_DATE
PX-S34-MW-15	SITE 00034	PATUXENT_RIVER_NAS	WLM	Monitoring well	1700809	1476332.9	215727.6	Perfluoroalkyl Compounds	PX-S34-GW-15-0617	WG	Ground water	29-Jun-17
PX-S34-MW-14	SITE 00034	PATUXENT_RIVER_NAS	WLM	Monitoring well	1700809	1476301.2	215683.9	Perfluoroalkyl Compounds	PX-S34-GW-14-0617	WG	Ground water	29-Jun-17
PX-S34-MW-15	SITE 00034	PATUXENT_RIVER_NAS	WLM	Monitoring well	1700809	1476332.9	215727.6	Perfluoroalkyl Compounds	PX-S34-GW-15-0617	WG	Ground water	29-Jun-17
PX-S34-MW-14	SITE 00034	PATUXENT_RIVER_NAS	WLM	Monitoring well	1700809	1476301.2	215683.9	Perfluoroalkyl Compounds	PX-S34-GW-14-0617	WG	Ground water	29-Jun-17
PX-S34-MW-15	SITE 00034	PATUXENT_RIVER_NAS	WLM	Monitoring well	1700809	1476332.9	215727.6	Perfluoroalkyl Compounds	PX-S34-GW-15-0617	WG	Ground water	29-Jun-17
PX-S34-MW-14	SITE 00034	PATUXENT_RIVER_NAS	WLM	Monitoring well	1700809	1476301.2	215683.9	Perfluoroalkyl Compounds	PX-S34-GW-14-0617	WG	Ground water	29-Jun-17