Navy_CLEAN_PFAS_FOIA_request_covers.indd

NAVFAC
Naval Facilities Engineering Command

Groundwater Sample Results, Level 2 Laboratory Report, Level 4 Laboratory Report, Electronic Data Deliverable, Data Validation Report, and the Sample Location Report, SDG 18-0567

Naval Air Station Point Mugu
Point Mugu, California

July 2019

APPROVED FOR PUBLIC RELEASE; DISTRIBUTION UNLIMITED

CTO-4164 Naval Base Ventura County, California
Project No 100110125-01
PFAS by DoD QSM 5.1 Table B-15

GW

Batch 18-0567

Package DP-18-0275

Submitted to:
CH2M
1100 NE Circle Blvd Suite 300
Corvallis, OR 97330 USA

Submitted by:
Battelle Norwell Operations
141 Longwater Drive Suite 202
Norwell, MA 02061

BATTELLE
It can be done

CTO-4164 Naval Base Ventura County, California
Project No 100110125-01
PFAS by DoD QSM 5.1 Table B-15

GW

Batch 18-0567

Package DP-18-0275

Submitted to:
CH2M
1100 NE Circle Blvd Suite 300
Corvallis, OR 97330 USA

NELAP Accreditation Number: E87856 (Florida Department of Health)
DoD-ELAP Accreditation Number: 91667

Submitted by:
Battelle Norwell Operations
141 Longwater Drive Suite 202
Norwell, MA 02061

Analyst Approval: schumitzd@battelle.org 2018.10.04 19:25:47 -04'00'

QC Chemist Approval: fitche@battelle.org 2018.10.17 10:52:11 -04'00'

Project Manager Approval: Digitally signed by Jonathan Thorn Date: 2018.10.19 14:09:48 -04'00'

BATTELLE
It can be done

CTO-4164 Naval Base Ventura County, California
Project No 100110125-01
PFAS by DoD QSM 5.1 Table B-15

SD

Batch 18-0567

Package DP-18-0275

1	***Miscellaneous Documentation*** Case Narrative, Laboratory Accreditations.	1
2	***Chain of Custody Records*** Sample Receipt Records	11
3	***Tables*** Analytical Data Tables, Qualifier Definitions.	31

BATTELLE

It can be done

BATTELLE

Signature Page

Battelle 2018 (1 of 2)
Signature Page

Name (Printed)	Signature	Initials	Date
Jonathan Thorn		JRT	4/4/2018
Robert Lizotte, Jr.		BL	4.4 2018
FRANCO PALA			4-4-2018
Carla Devine		CRD	4/4/18
Denise Schumitz		DMS	4/4/18
Candice Penn McCoy		CPM	4/4/2018
Rich Rostucci		RR	4/4/2018
Michael Mears			4/4/2018
Christie Usher		cu	4/4/18
Kevin McInerney			4/4/18
Stephanie Schultz		SAS	4/4/18
Jordan Tower		JCT	4/4/18
KRISTEN NICHOLS		KN	4/4/18
Clinton H Brown		CB	4/4/18
Matt Schumitz		MS	4-4-18
Sam Guimaraes		SG	4-4-18
Lauren Griffith		LMG	4.4.18

BATTELLE

Signature Page

Battelle 2018 (2 of 2)
Signature Page

Name (Printed)	Signature	Initials	Date
KAVITHA DASU		KD	04/04/18
Kayla Lamarre		KAL	04/04/18
Weidong Li		W.L	04/04/18
Tracy W Stenner		TWS	04/04/18
Ellyn M Fitch		EMF	12-April-2018
Gail DeRuzzo		GD	4/18/18
Zachary Willenberg		ZJW	4/20/18

Sample Summary

Client: CH2M
SDG: 18-0567
Project/Site: Naval Base Ventura County
CTO: 4164

Lab Sample ID	Client Sample ID	Matrix	Collection Date	Receipt Date
CR845PB-FS	Procedural Blank	WATER	9/26/2018	9/26/2018
CR846LCS-FS	Laboratory Control Sample	WATER	9/26/2018	9/26/2018
J8210-FS	VC-PM3009-DW01-0918	GW	9/17/2018	9/21/2018
J8211-FS	VC-PM3009-DW02-0918	GW	9/17/2018	9/21/2018
J8212-FS	VC-PM3009-DW02P-0918	GW	9/17/2018	9/21/2018
J8213-FS	VC-PM3009-DW03-0918	GW	9/17/2018	9/21/2018
J8214-FS	VC-PM372-DW01-0918	GW	9/18/2018	9/21/2018
J8215-FS	VC-PM372-DW02-0918	GW	9/18/2018	9/21/2018
J8216-FS	VC-PM372-DW02P-0918	GW	9/18/2018	9/21/2018
J8217-FS	VC-PM372-DW03-0918	GW	9/18/2018	9/21/2018
J8241-FS	VC-PM649-DW01-0918	GW	9/18/2018	9/21/2018
J8242-FS	VC-PM649-DW01P-0918	GW	9/18/2018	9/21/2018
J8243-FS	VC-PM649-DW02-0918	GW	9/18/2018	9/21/2018
J8244-FS	VC-PM649-DW03-0918	GW	9/18/2018	9/21/2018
J8245-FS	VC-PM649-DW04-0918	GW	9/18/2018	9/21/2018

Miscellaneous Documentation

QA/QC Summary
Batch 18-0567

Project:	CTO-4164 Naval Base Ventura County, California
Parameters:	PFAS
Laboratory:	Battelle, Norwell, MA
Matrix:	GW
Data Set:	DP-18-0275
Analytical SOP:	5-369
Method Reference:	PFAS to QSM 5.1 Table B-15

Sample Custody		
Collection Date	Receipt Date	Temp (°C)
9/17, 18, and 19/2018	9/21/2018	0.1, 0.9, and 0.3
Corrective Actions	None, however, clarifications were provided via email by the client (included in the final custody records).	
Sample Storage	The water samples were stored refrigerated until extraction.	
Related samples	NA	

	METHOD SUMMARIES
Sample Preparation	Water samples were spiked with surrogates in the original sample container from the field. The water was extracted using a weak ion exchange solid phase extraction (SPE) cartridge and eluted from the SPE with 0.4% NH_3 in methanol. Extracts were concentrated to dryness under nitrogen with a water bath set between 35 °C and 45 °C, reconstituted with 80:20 methanol/water (V/V) and fortified with internal standard. Extracts were transferred for LC-MS/MS analysis.
Prep comments	Due to high solid content in all samples, excluding field and equipment blanks, all samples were centrifuged and transferred to new bottles prior to extraction.
Analysis	PFAS were measured by liquid chromatography tandem mass spectrometry (LC-MS/MS) in the multiple reaction monitoring (MRM). An initial calibration consisting of representative target analytes, labelled analogs, and internal standards was analyzed prior to analysis to demonstrate the linear range of analysis. Calibration verification was performed at the beginning and end of 10 injections and at the end of each sequence. Target PFAS were quantified using the isotope dilution method. Samples are reported in ng/L concentrations.
Analysis Comments	Samples analyzed on Sciex 5500 LC-MS/MS. When detected, PFHxS and PFOS contain both linear and branched isomers. The ion ratio for the following samples were above the 50% RPD criteria: - PFHpA in sample VC-PM3009-DW01-0918 (extract J8210-FS(3)). - PFNA in sample VC-PM649-DW03-0918 (extract J8244-FS(0)). - PFOA in sample VC-PM649-DW03-0918 (extract J8244-FS-D(9)). In cases were native PFAS compounds were reported from dilutions (above calibration in non-diluted extracts), the extracted internal standard (surrogate) used to quantify the native compound was also reported from the dilution.

QA/QC Summary
Batch 18-0567

Holding Times	Extraction Date(s)	Analysis Date(s)
	9/26/2018	10/2-3/2018

Procedural Blank (PB)	A PB was prepared with this analytical batch to ensure the sample extraction and analysis methods are free of contamination.
≤ ½ the LOQ Samples >10x PB	No exceedances noted.
	No comments.

Laboratory Control Spike (LCS)	A LCS was prepared with this analytical batch. The percent recoveries of target analytes were calculated to measure accuracy.
Laboratory derived control limits for recovery	No exceedances noted.
	No comments.

Matrix Spike and Matrix Spike Duplicate (MS/MSD)	A MS/MSD was prepared with this analytical batch. The percent recoveries of target analytes were calculated to measure accuracy.
Laboratory derived control limits for recovery and <30% RPD	A matrix spike and matrix spike duplicate were not prepared with this SDG.
	No comments.

Extracted Internal Standard Analytes	Labelled analog compounds were added prior to extraction. The recoveries are calculated to measure extraction efficiency.
50-150% of true value	No exceedances noted.
	No comments.

Internal Standard Analytes	Labelled analog compounds were added prior to analysis.
+/- 50% of the area of the L5 calibration point.	No exceedances noted.
	There are sixteen (16) instances where 13C2-PFOA and 13C4-PFOS would fail IS area criteria. These failures are due to the amount of native PFOA and PFOS found in the samples interfering with the internal standards in the non-diluted extracts. In these cases, the extracted internal standards that would use these two internal standards are reported from a dilution to mitigate the interferences from the high concentrations in the non-diluted samples. No data is reported from extracts where the IS areas would have failed criteria.

Initial Calibration (ICAL)	The LC-MS/MS was calibrated with multi-level calibration curve for all compounds using linear or quadradic curve fitting.
+/- 30% of true value, $R^2 \geq 0.99$	No exceedances noted.
	No comments.

Independent Calibration Check (ICC)	The independent check was run after each initial calibration to verify the calibration. This standard is from a different source than the ICAL.

QA/QC Summary
Batch 18-0567

+/- 30% of true value	No exceedances noted.
	No comments.

Continuing Calibration Verification (CCV)	Continuing calibration standards were run at the beginning and end of 10 injections and at the end of the sequence to ensure that initial calibration is still valid.
+/- 30% of true value	No exceedances noted.
	No comments.

Instrument Blank (IB)	Immediately following the highest standard analyzed and daily prior to sample analysis.
≤ ½ the LOQ	No exceedances noted.
	No comments.

BATTELLE
It can be done

Project Client: CH2M
Project Name: CTO-4164 Naval Base Ventura County, California
Project Number: 100110125-01
Preparation Batch: 18-0567
Data Set: DP-18-0275
Test Code: Master_369

QC Parameter:	Exceed:	Justification:
Procedural Blank	0	None
PB Measurement Quality Objective	0	None
Laboratory Control Sample	0	None
Matrix Spike / Matrix Spike Duplicate Recovery	0	None
Matrix Spike / Matrix Spike Duplicate Precision	0	None
Extracted Internal Standard Analytes (Surrogates)	0	None
Instrument Calibration	0	None
Instrument Blank	0	None
Independent Calibration Check	0	None
Continuing Calibration Verification	0	None

BATTELLE
It can be done

BATTELLE - NORWELL OPERATIONS
MISCELLANEOUS DOCUMENTATION FORM

Project Title:	CTO-4164 Naval Base Ventura County,	**Data Set Number:**	DP-18-0275
Project Number:	100110125-01	**Prep Batch Number:**	18-0567
Entered By:	Denise Schumitz	**Entered On:**	10/04/2018
Test Code (Matrix Type):	Master_369(L)		

Samples that were manually integrated are noted on the quant reports with the comment (TRUE). DMS 10/4/2018

The ion ratio for the following samples were above the 50% RPD criteria:

- PFHpA in sample J8210-FS(3).
- PFNA in sample J8244-FS(0).
- PFOA in sample J8244-FS-D(9).

DMS 10/4/2018

In cases were native PFAS compounds were reported from dilutions (above calibration in non-diluted extracts), the extracted internal standard (surrogate) used to quantify the native compound was also reported from the dilution.
DMS 10/4/2018

There are sixteen (16) instances of extracted internal standards (surrogates) that would fall 50%-150% recovery criteria if reported from the non-diluted extract. This is due to the higher levels of native PFOA and PFOS found in the samples interfering with the 13C2-PFOA and 13C4-PFOS internal standards used to quantify the surrogates. In these cases, the surrogates are reported from dilutions, however, the native compounds are reported from the non-diluted extracts as the interferences are with the internal standards and not the surrogates used to quantify the native compounds. DMS 10/4/2018

Task Leader Approval:

SupervisorApproval:

PM Approval:



Digitally signed by Jonathan Thorn
Date: 2018.10.05 12:17:04 -04'00'

BATTELLE
It can be done

Project Client: CH2M
Project Name: CTO-4164 Naval Base Ventura County, California
Project No.: 100110125-01
Preparation Batch: 18-0567
Data Set: DP-18-0275

		CR845PB-FS (Procedural Blank)	CR846LCS-FS (Laboratory Control Sample)	J8210-FS (VC-PM3009-DW01-0918)	J8211-FS (VC-PM3009-DW02-0918)	J8212-FS (VC-PM3009-DW02P-0918)	J8213-FS (VC-PM3009-DW03-0918)
PFHxA	307-24-4	-	L	L	L	L	L
PFHpA	375-85-9	-	L	L	L	L	L
PFOA	335-67-1	L	L	L	L	L	L
PFNA	375-95-1	-	L	L	L	L	L
PFDA	335-76-2	-	L	L	L	L	-
PFUnA	2058-94-8	-	L	L	-	-	-
PFDoA	307-55-1	-	L	-	-	-	-
PFTrDA	72629-94-8	-	L	-	-	-	-
PFTeDA	376-06-7	-	L	-	-	-	-
NMeFOSAA	2355-31-9	-	L	L	-	-	-
NEtFOSAA	2991-50-6	-	L	L	-	-	-
PFBS	375-73-5	-	L	L	L	L	L
PFHxS	355-46-4	-	L/Br	L/Br	L/Br	L/Br	L/Br
PFOS	1763-23-1	-	L/Br	L/Br	L/Br	L/Br	L/Br

"L" :Linear
"Br": branched
"L/Br": Linear/Branched
"-": Not detected

Project Client: CH2M
Project Name: CTO-4164 Naval Base Ventura County, California
Project No.: 100110125-01
Preparation Batch
Data Set: DP-18-(

	J8214-FS (VC-PM372-DW01-0918)	J8215-FS (VC-PM372-DW02-0918)	J8216-FS (VC-PM372-DW02P-0918)	J8217-FS (VC-PM372-DW03-0918)	J8241-FS (VC-PM649-DW01-0918)	J8242-FS (VC-PM649-DW01P-0918)	J8243-FS (VC-PM649-DW02-0918)	J8244-FS (VC-PM649-DW03-0918)
PFHxA	L	L	L	L	L	L	L	L
PFHpA	L	L	L	L	L	L	L	L
PFOA	L	L	L	L	L	L	L	L
PFNA	L	L	L	L	L	L	L	L
PFDA	L	L	L	-	L	L	-	-
PFUnA	-	-	-	-	-	-	-	-
PFDoA	-	-	-	-	-	-	-	-
PFTrDA	-	-	-	-	-	-	-	-
PFTeDA	-	-	-	-	-	-	-	-
NMeFOSAA	-	-	-	-	-	-	-	-
NEtFOSAA	-	-	-	-	-	-	-	-
PFBS	L	L	L	L	L	L	L	L
PFHxS	L/Br	L/Br	L/Br	L/Br	L/Br	L/Br	L/Br	L/Br
PFOS	L/Br	L/Br	L/Br	L/Br	L/Br	L/Br	L/Br	L/Br

"L" :Linear
"Br": branched
"L/Br": Linear/Bra
"-": Not detected

Project Client: CH2M
Project Name: CTO-4164 Naval Base Ventura County, California
Project No.: 100110125-01
Preparation Batch
Data Set: DP-18-(

	J8245-FS (VC-PM649-DW04-0918)
PFHxA	L
PFHpA	L
PFOA	L
PFNA	L
PFDA	L
PFUnA	-
PFDoA	-
PFTrDA	-
PFTeDA	-
NMeFOSAA	-
NEtFOSAA	-
PFBS	L
PFHxS	L/Br
PFOS	L/Br

"L" :Linear
"Br": branched
"L/Br": Linear/Bra
"-": Not detected

ACCREDITATIONS

Accrediting Authority	Laboratory ID
U.S. Department of Defense Environmental Laboratory Accreditation Program (DoD-ELAP)	91667
State of Florida Department of Health	E87856
State of New York Department of Health	12105
Commonwealth of Pennsylvania Department of Environmental Protection	68-05687
State of Washington Department of Ecology	C1050
State of California	3045
Commonwealth of Massachusetts	E87856

Current certificates and lists of accredited parameters are available upon request.

Custody Records

BATTELLE
It can be done

ShpNo SHP-180921-01

Battelle Project No: 0110125-01

Sample Receipt Form

Approved: ☐ **Authorized** ☐

Project Number: 695803 **Client:** CH2M

Received by: Schumitz, Matt **Date/Time Received:** Friday, September 21, 2018 10:00 AM

No. of Shipping Containers: 3

SHIPMENT

Method of Delivery: Commercial Carrier **Tracking Number:** 7828 5914 8695 (Master)

COC Forms: ☑ **Shipped with samples** ☐ **No Forms**

Cooler(s)/Box(es)

Cntr	Type	Tracking No.	Seal	Seal	Container	Therm.	Temp C	Smps
1 of 3	Cooler	7828 5914 8695	Custody Seals	Intact	Intact	Therm_1	0.1	13
2 of 3	Cooler	7828 5914 8700	Custody Seals	Intact	Intact	Therm_1	0.9	27
3 of 3	Cooler	7828 5914 8710	Custody Seals	Intact	Intact	Therm_1	0.3	37

Samples

Sample Labels:
☑ Sample labels agree with COC forms
☐ Discrepancies (see Sample Custody Corrective Action Form)

Container Seals:
☐ Tape ☐ Custody Seals ☐ Other Seals (See sample Log)
☑ Seals intact for each shipping container
☐ Seals broken (See sample log for impacted samples)

Condition of Samples:
☑ Sample containers intact
☐ Sample containers broken/leaking (See Custody Corrective Action Form)

Temperature upon receipt (°C): 0.9 Temperature Blank used ☑ Yes ☐ No
(Note: If temperature upon receipt differs from required conditions, see sample log comment field)

Samples Acidified: ☐ Yes ☐ No ☑ Unknown

Initial pH 5-9?: ☐ Yes ☐ No ☑ NA
If no, individual sample adjustments on the Auxiliary Sample Receipt Form

Total Residual Chlorine Present?: ☐ Yes ☐ No ☑ NA
If yes, individual sample adjustments on the Auxiliary Sample Receipt Form

Head Space <1% in samples for water VOC analysis: ☐ Yes ☐ No ☑ NA
Individual sample deviations noted on sample log

Samples Containers:
Samples returned in PC-grade jars: ☐ Yes ☐ No ☑ Unknown /Lot No.: Unknown

Storage Location: Custody: Refrigerator - R0119 (NA) **BDO IDs Assigned:** J8201 - J8277

Samples logged in by: Schumitz, Matt **Date/Time:** 09/21/2018 10:00 AM

Approved By: Fitch, Ellyn **Approved On:** 9/28/2018 10:18:00 AM

Authorized By: **Authorized On:**

BATTELLE
It can be done

ShpNo SHP-180921-01

Battelle Project No: 0110125-01

Sample Receipt Form Details

Approved: ☐ **Authorized** ☐

Project Number: 695803 **Client:** CH2M

Received by: Schumitz, Matt **Date/Time Received:** Friday, September 21, 2018 10:00 AM

No. of Shipping Containers: 3

BDO Id:	Client Sample ID:	Collection Date:	Login Date:	Ctrs:	Matrix:	Temp:	pH:	TRC:	VOC:	Stored In:	Loc:	No:	Comments:
J8201	VC-PM3009-SS01-000H	09/17/18 14:15	09/20/18 15:38	1	SS	0.3	NA	NA	NA	R0119 (NA)			
J8202	VC-PM3009-SB01-0102	09/17/18 14:15	09/20/18 15:38	1	SB	0.3	NA	NA	NA	R0119 (NA)			
J8203	VC-PM3009-SB01-0506	09/17/18 14:15	09/20/18 15:39	1	SB	0.3	NA	NA	NA	R0119 (NA)			
J8204	VC-PM3009-SS02-000H	09/17/18 15:12	09/20/18 15:39	1	SS	0.3	NA	NA	NA	R0119 (NA)			
J8205	VC-PM3009-SB02-0102	09/17/18 15:13	09/20/18 15:39	1	SB	0.3	NA	NA	NA	R0119 (NA)			
J8206	VC-PM3009-SB02-0506	09/17/18 15:15	09/20/18 15:40	1	SB	0.3	NA	NA	NA	R0119 (NA)			
J8207	VC-PM3009-SS03-000H	09/17/18 16:16	09/20/18 15:40	1	SS	0.9	NA	NA	NA	R0119 (NA)			
J8208	VC-PM3009-SB03-0102	09/17/18 16:17	09/20/18 15:40	1	SB	0.9	NA	NA	NA	R0119 (NA)			
J8209	VC-PM3009-SB03-0506	09/17/18 16:18	09/20/18 15:41	1	SB	0.9	NA	NA	NA	R0119 (NA)			
J8210	VC-PM3009-DW01-0918	09/17/18 15:10	09/20/18 15:54	2	GW	0.3	NA	NA	NA	R0119 (NA)			
J8211	VC-PM3009-DW02-0918	09/17/18 16:23	09/20/18 15:54	2	GW	0.9	NA	NA	NA	R0119 (NA)			
J8212	VC-PM3009-DW02P-0918	09/17/18 16:27	09/20/18 15:55	2	GW	0.9	NA	NA	NA	R0119 (NA)			
J8213	VC-PM3009-DW03-0918	09/17/18 16:38	09/20/18 15:55	2	GW	0.1	NA	NA	NA	R0119 (NA)			
J8214	VC-PM372-DW01-0918	09/18/18 10:07	09/20/18 15:56	2	GW	0.1	NA	NA	NA	R0119 (NA)			
J8215	VC-PM372-DW02-0918	09/18/18 9:25	09/20/18 15:57	2	GW	0.1	NA	NA	NA	R0119 (NA)			
J8216	VC-PM372-DW02P-0918	09/18/18 9:27	09/20/18 15:57	2	GW	0.1	NA	NA	NA	R0119 (NA)			
J8217	VC-PM372-DW03-0918	09/18/18 11:49	09/20/18 15:57	2	GW	0.1	NA	NA	NA	R0119 (NA)			
J8218	VC-PM372-SS01-000H	09/18/18 9:36	09/20/18 15:58	1	SS	0.3	NA	NA	NA	R0119 (NA)			
J8219	VC-PM372-SB01-0102	09/18/18 9:37	09/20/18 16:00	1	SB	0.3	NA	NA	NA	R0119 (NA)			
J8220	VC-PM372-SB01-0506	09/18/18 9:43	09/20/18 16:00	1	SB	0.3	NA	NA	NA	R0119 (NA)			
J8221	VC-PM372-SS02-000H	09/18/18 8:57	09/20/18 16:00	1	SS	0.3	NA	NA	NA	R0119 (NA)			
J8222	VC-PM372-SB02-0102	09/18/18 9:03	09/20/18 16:01	1	SB	0.3	NA	NA	NA	R0119 (NA)			
J8223	VC-PM372-SB02-0506	09/18/18 9:06	09/20/18 16:01	1	SB	0.3	NA	NA	NA	R0119 (NA)			
J8224	VC-PM372-SS03-000H	09/18/18 10:46	09/20/18 16:01	1	SS	0.9	NA	NA	NA	R0119 (NA)			
J8225	VC-PM372-SB03-0102	09/18/18 10:47	09/20/18 16:02	1	SB	0.9	NA	NA	NA	R0119 (NA)			
J8226	VC-PM372-SB03-0506	09/18/18 10:49	09/20/18 16:02	1	SB	0.9	NA	NA	NA	R0119 (NA)			
J8227	VC-PM372-SS02-000H-MS	09/18/18 9:06	09/20/18 16:02	1	SS	0.9	NA	NA	NA	R0119 (NA)			
J8228	VC-PM372-SS02-000H-SD	09/18/18 9:06	09/20/18 16:03	1	SS	0.9	NA	NA	NA	R0119 (NA)			

BATTELLE
It can be done

ShpNo SHP-180921-01

Battelle Project No: 0110125-01

Sample Receipt Form Details

Approved: ☐ **Authorized** ☐

Project Number: 695803 **Client:** CH2M

Received by: Schumitz, Matt **Date/Time Received:** Friday, September 21, 2018 10:00 AM

No. of Shipping Containers: 3

BDO Id:	Client Sample ID:	Collection Date:	Login Date:	Ctrs:	Matrix:	Temp:	pH:	TRC:	VOC:	Stored In:	Loc:	No:	Comments:
J8229	VC-PM649-SS01-000H	09/18/18 11:30	09/20/18 16:04	1	SS	0.3	NA	NA	NA	R0119 (NA)			
J8230	VC-PM649-SB01-0102	09/18/18 11:35	09/20/18 16:09	1	SB	0.3	NA	NA	NA	R0119 (NA)			
J8231	VC-PM649-SB01-0506	09/18/18 11:40	09/20/18 16:10	1	SB	0.3	NA	NA	NA	R0119 (NA)			
J8232	VC-PM649-SS02-000H	09/18/18 14:25	09/20/18 16:10	1	SS	0.3	NA	NA	NA	R0119 (NA)			
J8233	VC-PM649-SB02-0102	09/18/18 14:29	09/20/18 16:10	1	SB	0.3	NA	NA	NA	R0119 (NA)			
J8234	VC-PM649-SB02-0506	09/18/18 14:30	09/20/18 16:10	1	SB	0.3	NA	NA	NA	R0119 (NA)			
J8235	VC-PM649-SS03-000H	09/18/18 13:00	09/20/18 16:11	1	SS	0.3	NA	NA	NA	R0119 (NA)			
J8236	VC-PM649-SB03-0102	09/18/18 13:12	09/20/18 16:11	1	SB	0.3	NA	NA	NA	R0119 (NA)			
J8237	VC-PM649-SB03-0506	09/18/18 13:20	09/20/18 16:11	1	SB	0.3	NA	NA	NA	R0119 (NA)			
J8238	VC-PM649-SS04-000H	09/18/18 13:15	09/20/18 16:11	1	SS	0.3	NA	NA	NA	R0119 (NA)			
J8239	VC-PM649-SB04-0102	09/18/18 13:27	09/20/18 16:12	1	SB	0.3	NA	NA	NA	R0119 (NA)			
J8240	VC-PM649-SB04-0506	09/18/18 13:40	09/20/18 16:12	1	SB	0.3	NA	NA	NA	R0119 (NA)			
J8241	VC-PM649-DW01-0918	09/18/18 12:50	09/20/18 16:13	2	GW	0.1	NA	NA	NA	R0119 (NA)			
J8242	VC-PM649-DW01P-0918	09/18/18 12:55	09/20/18 16:14	2	GW	0.1	NA	NA	NA	R0119 (NA)			
J8243	VC-PM649-DW02-0918	09/18/18 15:35	09/20/18 16:14	2	GW	0.1	NA	NA	NA	R0119 (NA)			
J8244	VC-PM649-DW03-0918	09/18/18 14:02	09/20/18 16:14	2	GW	0.1	NA	NA	NA	R0119 (NA)			
J8245	VC-PM649-DW04-0918	09/18/18 14:02	09/20/18 16:14	2	GW	0.1	NA	NA	NA	R0119 (NA)			
J8246	VC-AQ-FB01-0918	09/18/18 13:30	09/20/18 16:15	2	AQ	0.1	NA	NA	NA	R0119 (NA)			
J8247	VC-AQ-EB01-0918	09/18/18 13:40	09/20/18 16:15	2	AQ	0.1	NA	NA	NA	R0119 (NA)			
J8248	VC-PM365-SS01-000H	09/19/18 10:28	09/20/18 16:16	1	SS	0.3	NA	NA	NA	R0119 (NA)			
J8249	VC-PM365-SB01-0102	09/19/18 10:30	09/20/18 16:16	1	SB	0.3	NA	NA	NA	R0119 (NA)			
J8250	VC-PM365-SB01-0506	09/19/18 10:37	09/20/18 16:17	1	SB	0.3	NA	NA	NA	R0119 (NA)			
J8251	VC-PM365-SS02-000H	09/19/18 11:30	09/20/18 16:17	1	SS	0.9	NA	NA	NA	R0119 (NA)			
J8252	VC-PM365-SB02-0102	09/19/18 11:32	09/20/18 16:17	1	SB	0.9	NA	NA	NA	R0119 (NA)			
J8253	VC-PM365-SB02-0506	09/19/18 11:40	09/20/18 16:18	1	SB	0.9	NA	NA	NA	R0119 (NA)			
J8254	VC-PM365-SS03-000H	09/19/18 10:26	09/20/18 16:18	1	SS	0.3	NA	NA	NA	R0119 (NA)			
J8255	VC-PM365-SB03-0102	09/19/18 10:27	09/20/18 16:18	1	SB	0.3	NA	NA	NA	R0119 (NA)			
J8256	VC-PM365-SB03-0506	09/19/18 10:32	09/20/18 16:19	1	SB	0.3	NA	NA	NA	R0119 (NA)			

BATTELLE
It can be done

ShpNo SHP-180921-01

Battelle Project No: 0110125-01

Sample Receipt Form Details

Approved: ☐ **Authorized** ☐

Project Number: 695803 **Client:** CH2M

Received by: Schumitz, Matt **Date/Time Received:** Friday, September 21, 2018 10:00 AM

No. of Shipping Containers: 3

BDO Id:	Client Sample ID:	Collection Date:	Login Date:	Ctrs:	Matrix:	Temp:	pH:	TRC:	VOC:	Stored In:	Loc:	No:	Comments:
J8257	VC-PM365-SB02-0102-MS	09/19/18 11:32	09/20/18 16:19	1	SB	0.9	NA	NA	NA	R0119 (NA)			
J8258	VC-PM365-SB02-0102-MSD	09/19/18 11:32	09/20/18 16:20	1	SB	0.9	NA	NA	NA	R0119 (NA)			
J8259	VC-PM365-DW01-0918	09/19/18 11:10	09/20/18 16:20	2	GW	0.9	NA	NA	NA	R0119 (NA)			
J8260	VC-PM365-DW02-0918	09/19/18 12:10	09/20/18 16:21	2	GW	0.9	NA	NA	NA	R0119 (NA)			
J8261	VC-PM365-DW02P-0918	09/19/18 12:18	09/20/18 16:21	2	GW	0.9	NA	NA	NA	R0119 (NA)			
J8262	VC-PM365-DW03-0918	09/19/18 11:10	09/20/18 16:22	2	GW	0.9	NA	NA	NA	R0119 (NA)			
J8263	VC-PM553-SS01-000H	09/19/18 13:50	09/20/18 16:22	1	SS	0.3	NA	NA	NA	R0119 (NA)			
J8264	VC-PM553-SB01-0102	09/19/18 13:53	09/20/18 16:23	1	SB	0.3	NA	NA	NA	R0119 (NA)			
J8265	VC-PM553-SB01-0506	09/19/18 13:59	09/20/18 16:23	1	SB	0.3	NA	NA	NA	R0119 (NA)			
J8266	VC-PM553-SS02-000H	09/19/18 14:40	09/20/18 16:23	1	SS	0.9	NA	NA	NA	R0119 (NA)			
J8267	VC-PM553-SB02-0102	09/19/18 14:42	09/20/18 16:24	1	SB	0.9	NA	NA	NA	R0119 (NA)			
J8268	VC-PM553-SB02-0506	09/19/18 14:50	09/20/18 16:24	1	SB	0.9	NA	NA	NA	R0119 (NA)			
J8269	VC-PM553-SS03-000H	09/19/18 11:30	09/20/18 16:24	1	SS	0.3	NA	NA	NA	R0119 (NA)			
J8270	VC-PM553-SB03-0102	09/19/18 11:34	09/20/18 16:24	1	SB	0.3	NA	NA	NA	R0119 (NA)			
J8271	VC-PM553-SB03-0506	09/19/18 11:42	09/20/18 16:25	1	SB	0.3	NA	NA	NA	R0119 (NA)			
J8272	VC-PM553-DW01-0918	09/19/18 14:30	09/20/18 16:26	2	GW	0.9	NA	NA	NA	R0119 (NA)			
J8273	VC-PM553-DW01P-0918	09/19/18 14:45	09/20/18 16:26	2	GW	0.9	NA	NA	NA	R0119 (NA)			
J8274	VC-PM553-DW02-0918	09/19/18 15:15	09/20/18 16:27	2	GW	0.9	NA	NA	NA	R0119 (NA)			
J8275	VC-PM553-DW03-0918	09/19/18 12:06	09/20/18 16:28	2	GW	0.1	NA	NA	NA	R0119 (NA)			
J8276	VC-SO-FB02-0918	09/19/18 14:35	09/20/18 16:29	2	AQ	0.9	NA	NA	NA	R0119 (NA)			
J8277	VC-SO-EB02-0918	09/19/18 14:30	09/20/18 16:30	2	AQ	0.9	NA	NA	NA	R0119 (NA)			

Total Samples: 77

MEMORANDUM CH2MHILL

Corrections to COCs

TO: Jonathan Thorn, Battelle

COPIES: File
Laboratory Package SDG: SHP 180921-01

FROM: Tiffany Hill
Project Chemist

DATE: September 24, 2018

This memo is to document corrections made to entries on the Chains of Custody (COC) and Logins for NB Ventura County, CTO-4164.

The corrections include changes to the sample IDs on the COC and Login:

Sample ID on Login	Correct Sample ID	Date Collected	Time Collected	SDG
FDT-AQ-FB01-0918	VC-AQ-FB01-0918	9/18/18	13:30	SHP-180921
FDT-AQ-EB01-0918	VC-AQ-EB01-0918	9/18/18	13:40	SHP-180921
FDT-SO-FB02-0918	VC-SO-FB02-0918	9/19/18	14:35	SHP-180921
FDT-SO-EB02-0918	VC-SO-EB02-0918	9/19/18	14:30	SHP-180921
VC-PM3009-SS02-OOOH	VC-PM3009-SS02-000H	9/17/18	15:12	SHP-180921
VC-PM3009-SB02-O102	VC-PM3009-SB02-0102	9/17/18	15:13	SHP-180921
VC-PM3009-SB02-O506	VC-PM3009-SB02-0506	9/17/18	15:15	SHP-180921
VC-PM3009-SS03-O00H	VC-PM3009-SS03-000H	9/17/18	16:16	SHP-180921
VC-PM3009-SB03-O102	VC-PM3009-SB03-0102	9/17/18	16:17	SHP-180921
VC-PM3009-SB03-O506	VC-PM3009-SB03-0506	9/17/18	16:18	SHP-180921
VC-PM3009-DW01-0919	VC-PM3009-DW01-0918	9/17/18	15:10	SHP-180921
VC-PM3009-DW02-0919	VC-PM3009-DW02-0918	9/17/18	16:23	SHP-180921
VC-PM3009-DW02P-0919	VC-PM3009-DW02P-0918	9/17/18	16:27	SHP-180921
VC-PM365-DW01-0919	VC-PM365-DW01-0918	9/19/18	11:10	SHP-180921
VC-PM365-DW02-0919	VC-PM365-DW02-0918	9/19/18	12:10	SHP-180921
VC-PM365-DW02P-0919	VC-PM365-DW02P-0918	9/19/18	12:18	SHP-180921

VC-PM365-DW03-0919	VC-PM365-DW03-0918	9/19/18	11:10	SHP-180921
VC-PM553-DW01-0919	VC-PM553-DW01-0918	9/19/18	14:30	SHP-180921
VC-PM553-DW01P-0919	VC-PM553-DW01P-0918	9/19/18	14:45	SHP-180921
VC-PM553-DW02-0919	VC-PM553-DW02-0918	9/19/18	15:15	SHP-180921
VC-PM553-DW03-0919	VC-PM553-DW03-0918	9/19/18	12:06	SHP-180921

BATTELLE It can be done

Chain-of-Custody

Client Contact Information	Project Manager: Eric Davis	Sampling Site: ~~Hangar~~ PM 3009	Site Information:
Tiffany Hill 1100 NE Circle Blvd, Suite 300 Corvallis, OR 97330	Sampler Information (print name): Victoria Kilbert Phone: (724) 977-3628 Email: victoria.kilbert@jacobs.com Turnaround Time (TAT) Requested:	Preservative: NA	COC # 1
Project Name: NBVC Basewide SI Project No.: 695803	Normal X Priority RUSH Time Zone: PST	Analysis: PFAS by Method 537 Mod	Page# 1 of 12

Sample Identification	Sample Date	Sample Time	Sample Type	Matrix	Total # of Cont.	PFAS by Method 537 Mod
VC-PM3009-SS01-000H J8201	09.17.18	14:15	Grab	SS	1	X
VC-PM3009-SB01-0102 02	09.17.18	14:15	Grab	SB	1	X
VC-PM3009-SB01-0506 03	09.17.18	14:15	Grab	SB	1	X
VC-PM3009-SS02-000H 04	09.17.18	15:12	Grab	SS	1	X
VC-PM3009-SB02-0102 05	09.17.18	15:13	Grab	SB	1	X
VC-PM3009-SB02-0506 06	09.17.18	15:15	Grab	SB	1	X
VC-PM3009-SS03-000H 07	09.17.18	16:16	Grab	SS	1	X
VC-PM3009-SB03-0102 08	09.17.18	16:17	Grab	SB	1	X
VC-PM3009-SB03-0506 J8209	09.17.18	16:18	Grab	SB	1	X
~~VC-PM3009-SD01-000H~~			~~Grab~~	~~SD~~		~~X~~
~~VC-PM3009-SD01-0102~~			~~Grab~~	~~SD~~		~~X~~
~~VC-PM3009-S~~ MS			~~Grab~~			~~X~~

Receipt Temperature:(°C)	*Samples Intact: Yes - No*	*Samples on Ice: Yes - No*	*Receipt Comments:*

Relinquished by (Print/Sign):	Company:	Date/Time:	Received by (Print/Sign):	Company:	Date/Time:
Deandra Cuss Deandra Cuss	JACOBS	9/20/2018 07:30	N.V	Battelle	9-21-18 945
Relinquished by (Print/Sign):	Company:	Date/Time:	Received by (Print/Sign):	Company:	Date/Time:
Relinquished by (Print/Sign):	Company:	Date/Time:	Received by (Print/Sign):	Company:	Date/Time:

Comments:

BATTELLE It can be done

Chain-of-Custody

Client Contact Information	Project Manager: Eric Davis	Sampling Site: Mugu PM3009	Site Information:
Tiffany Hill 1100 NE Circle Blvd, Suite 300 Corvallis, OR 97330	Sampler Information (print name): Victoria Kilbert Phone: (724)977-3628 Email: Victoria.Kilbert@jacobs.com Turnaround Time (TAT) Requested:	Preservative: NA	COC # 1
Project Name: NBVC Basewide SI Project No.: 695803	Normal X Priority ☐ RUSH ☐ Time Zone: PST	Analysis: PFAS by Method 537 Mod	Page# 2 of 12

Sample Identification	Sample Date	Sample Time	Sample Type	Matrix	Total # of Cont.	PFAS by Method 537 Mod
VC-PM3009-DW01-0918 J8210	9/17/18	15:10	Grab	GW	2	X
VC-PM3009-DW02-0918 J8211	9/17/18	16:23	Grab	GW	2	X
VC-PM3009-DW02P-0918 J8212	9/17/18	16:27	Grab	GW	2	X
VC-PM3009-DW03-0918 J8213	9/17/18	16:38	Grab	GW	2	X
~~EDT-AQ-FB~~			Grab	AQ		X
~~PDT-AQ-FB~~			Grab	AQ		X

Receipt Temperature:(°C)	*Samples Intact: Yes - No*	*Samples on Ice: Yes - No*	*Receipt Comments:*

Relinquished by (Print/Sign):	Company:	Date/Time:	Received by (Print/Sign):	Company:	Date/Time:
Deandra Cass/Deandra	Jacobs	09/20/2018 0730	NV	Battelle	9-21-18 945
Relinquished by (Print/Sign):	Company:	Date/Time:	Received by (Print/Sign):	Company:	Date/Time:
Relinquished by (Print/Sign):	Company:	Date/Time:	Received by (Print/Sign):	Company:	Date/Time:

Comments:

BATTELLE It can be done

Chain-of-Custody

Client Contact Information	Project Manager: Eric Davis	Sampling Site: PM 372 Mugu	Site Information:
Tiffany Hill 1100 NE Circle Blvd, Suite 300 Corvallis, OR 97330	Sampler Information (print name): Victoria Kilbert Phone: (724) 977-3628 Email: Victoria.Kilbert@jacobs.com Turnaround Time (TAT) Requested:	Preservative: NA	COC # 1
Project Name: NBVC Basewide SI Project No.: 695803	Normal X Priority RUSH Time Zone: PST	Analysis: PFAS by Method 537 Mod	Page# 3 of 12

Sample Identification	Sample Date	Sample Time	Sample Type	Matrix	Total # of Cont.	PFAS by Method 537 Mod
~~VC-PM3-GW21-~~			~~Grab~~	~~GW~~		X
VC-PM372-DW01-0918 J8214	9/18/18	10:07	Grab	GW	2	X
VC-PM372-DW02-0918 J8215	9/18/18	09:25	Grab	GW	2	X
VC-PM372-DW02P-0918 J8216	9/18/18	09:27	Grab	GW	2	X
VC-PM372-DW03-0918 J8217	9/18/18	11:49	Grab	GW	2	X
~~FDT-AQ-FB~~			~~Grab~~	~~AQ~~		X
~~FDT-AQ-EB~~			~~Grab~~	~~AQ~~		X

VOA

Receipt Temperature:(°C)	Samples Intact: Yes - No	Samples on Ice: Yes - No	Receipt Comments:

Relinquished by (Print/Sign):	Company:	Date/Time:	Received by (Print/Sign):	Company:	Date/Time:
Deandra Cass	Jacobs	9/20/2018 07:30		Battelle	9-21-18 945
Relinquished by (Print/Sign):	Company:	Date/Time:	Received by (Print/Sign):	Company:	Date/Time:
Relinquished by (Print/Sign):	Company:	Date/Time:	Received by (Print/Sign):	Company:	Date/Time:

Comments:

BATTELLE
It can be done

Chain-of-Custody

Client Contact Information	Project Manager: Eric Davis	Sampling Site: Mugu PM 372	Site Information:
Tiffany Hill 1100 NE Circle Blvd, Suite 300 Corvallis, OR 97330	Sampler Information (print name): Victoria Kibert Phone: (724) 977-3628 Email: Victoria.Kibert@jacobs.com Turnaround Time (TAT) Requested:	Preservative: NA	COC # 1
Project Name: NBVC Basewide SI Project No.: 695803	Normal X Priority RUSH Time Zone: PST	Analysis: PFAS by Method 537 Mod	Page# 4 of 12

Sample Identification	Sample Date	Sample Time	Sample Type	Matrix	Total # of Cont.	PFAS by Method 537 Mod
VC-PM372-SS01-000H J8218	9/18/18	09:36	Grab	SS	1	X
VC-PM372-SB01-0102 19	9/18/18	09:37	Grab	SB	1	X
VC-PM372-SB01-0506 20	9/18/18	09:43	Grab	SB	1	X
VC-PM372-SS02-000H 21	9/18/18	08:57	Grab	SS	1	X
VC-PM372-SB02-0102 22	9/18/18	09:03	Grab	SB	1	X
VC-PM372-SB02-0506 23	9/18/18	09:06	Grab	SB	1	X
VC-PM372-SS03-000H 24	9/18/18	10:46	Grab	SS	1	X
VC-PM372-SB03-0102 25	9/18/18	10:47	Grab	SB	1	X
VC-PM372-SB03-0506 J8224	9/18/18	10:49	Grab	SB	1	X
~~VC-PM372-SD01-000H~~			Grab	SD		X
~~VC-PM372-SB01-0102~~			Grab	SD		X
J8227 VC-PM372-SS02-000H-MS	9/18/18	09:06	Grab	SS	1	X

Receipt Temperature:(°C)	Samples Intact: Yes - No	Samples on Ice: Yes - No	Receipt Comments:

Relinquished by (Print/Sign):	Company:	Date/Time:	Received by (Print/Sign):	Company:	Date/Time:
Deandra Cass Deandra	Jacobs	9/20/2018 07:30	MS	Battelle	9-21-18 945
Relinquished by (Print/Sign):	Company:	Date/Time:	Received by (Print/Sign):	Company:	Date/Time:
Relinquished by (Print/Sign):	Company:	Date/Time:	Received by (Print/Sign):	Company:	Date/Time:

Comments:

BATTELLE
It can be done

Chain-of-Custody

Client Contact Information	Project Manager: Eric Davis	Sampling Site: MUGU PM 372	Site Information:
Tiffany Hill 1100 NE Circle Blvd, Suite 300 Corvallis, OR 97330	Sampler Information (print name): Victoria Kilbert Phone: (724) 977-3628 Email: Victoria.Kilbert@jacobs.com Turnaround Time (TAT) Requested:	Preservative: NA	COC # 1
Project Name: NBVC Basewide SI Project No.: 695803	Normal X Priority ☐ RUSH ☐ Time Zone: PST	Analysis: PFAS by Method 537 Mod	Page# 5 of 12

Sample Identification	Sample Date	Sample Time	Sample Type	Matrix	Total # of Cont.	PFAS by Method 537 Mod
J8228 VC-PM372-S-502-000H-SD	9/18/18	09:00	Grab	SS	1	X
~~FDT-SO-FB~~			Grab	AQ		X
~~FDT-SO-EB~~			Grab	AQ		X

Receipt Temperature:(°C)	Samples Intact: Yes - No	Samples on Ice: Yes - No	Receipt Comments:

Relinquished by (Print/Sign):	Company:	Date/Time:	Received by (Print/Sign):	Company:	Date/Time:
Deandra Cross Deandra	Jacobs	9/20/2018 07:30	NS	Battelle	9-21-18 945
Relinquished by (Print/Sign):	Company:	Date/Time:	Received by (Print/Sign):	Company:	Date/Time:
Relinquished by (Print/Sign):	Company:	Date/Time:	Received by (Print/Sign):	Company:	Date/Time:

Comments:

BATTELLE It can be done

Chain-of-Custody

Client Contact Information	Project Manager: Eric Davis	Sampling Site: Mugu PM 649	Site Information:
Tiffany Hill 1100 NE Circle Blvd, Suite 300 Corvallis, OR 97330	Sampler Information (print name): Victoria Kilbert Phone: (724) 977-3628 Email: Victoria.Kilbert@jacobs.com Turnaround Time (TAT) Requested:	Preservative: NA	COC # 1
Project Name: NBVC Basewide SI Project No.: 695803	Normal X Priority ☐ RUSH ☐ Time Zone: PST	Analysis: PFAS by Method 537 Mod	Page# 6 of 12

Sample Identification	Sample Date	Sample Time	Sample Type	Matrix	Total # of Cont.	PFAS by Method 537 Mod
VC-PM649-SS01-000H J8229	9/18/18	11:30	Grab	SS	1	X
VC-PM649-SB01-0102 30	9/18/18	11:35	Grab	SB	1	X
VC-PM649-SB01-0506 31	9/18/18	11:40	Grab	SB	1	X
VC-PM649-SS02-000H 32	9/18/18	14:25	Grab	SS	1	X
VC-PM649-SB02-0102 33	9/18/18	14:29	Grab	SB	1	X
VC-PM649-SB02-0506 34	9/18/18	14:30	Grab	SB	1	X
VC-PM649-SS03-000H 35	9/18/18	13:00	Grab	SS	1	X
VC-PM649-SB03-0102 36	9/18/18	13:12	Grab	SB	1	X
VC-PM649-SB03-0506 37	9/18/18	13:20	Grab	SB	1	X
VC-PM649-SS04-000H 38	9/18/18	13:15	Grab	SS	1	X
VC-PM649-SB04-0102 39	9/18/18	13:27	Grab	SB	1	X
VC-PM649-SB04-0506 J8240	9/18/18	13:40	Grab	SB	1	X

Receipt Temperature:(°C)	Samples Intact: Yes - No	Samples on Ice: Yes - No	Receipt Comments:

Relinquished by (Print/Sign):	Company:	Date/Time:	Received by (Print/Sign):	Company:	Date/Time:
Deandra Cass	JACOBS	9/20/2018 07:30		Battelle	9-21-18 945
Relinquished by (Print/Sign):	Company:	Date/Time:	Received by (Print/Sign):	Company:	Date/Time:
Relinquished by (Print/Sign):	Company:	Date/Time:	Received by (Print/Sign):	Company:	Date/Time:

Comments:

BATTELLE It can be done

Chain-of-Custody

Client Contact Information	Project Manager: Eric Davis	Sampling Site: PM 649	Site Information:
Tiffany Hill 1100 NE Circle Blvd, Suite 300 Corvallis, OR 97330	Sampler Information (print name): Victoria Kilbert Phone: (724) 977-3628 Email: Victoria.Kilbert@jacobs.com Turnaround Time (TAT) Requested:	Preservative: NA	COC # 1
Project Name: NBVC Basewide SI Project No.: 695803	Normal X Priority RUSH Time Zone: PST	Analysis: PFAS by Method 537 Mod	Page# 7 of 12

Sample Identification	Sample Date	Sample Time	Sample Type	Matrix	Total # of Cont.	PFAS by Method 537 Mod
VC-PM649-DW01-0918 J8241	9/18/18	12:50	Grab	GW	2	X
VC-PM649-DW01P-0918 J8242	9/18/18	12:55	Grab	GW	2	X
VC-PM649-DW02-0918 J8243	9/18/18	15:35	Grab	GW	2	X
VC-PM649-DW03-0918 J8244	9/18/18	14:02	Grab	GW	2	X
VC-PM649-DW04-0918 J8245	9/18/18	14:02	Grab	GW	2	X
FDT-AQ-FB01-0918 J8246	9/18/18	13:30	Grab	AQ	2	X
FDT-AQ-EB01-0918 J8247	9/18/18	13:40	Grab	AQ	2	X

Receipt Temperature:(°C)	Samples Intact: Yes - No	Samples on Ice: Yes - No	Receipt Comments:

Relinquished by (Print/Sign)	Company	Date/Time	Received by (Print/Sign)	Company	Date/Time
Deandra Cossi/Deandra	Jacobs	9/20/2018 07:30		Battelle	9-21-18 945
Relinquished by (Print/Sign):	Company:	Date/Time:	Received by (Print/Sign):	Company:	Date/Time:
Relinquished by (Print/Sign):	Company:	Date/Time:	Received by (Print/Sign):	Company:	Date/Time:

Comments:

BATTELLE It can be done

Chain-of-Custody

Client Contact Information	Project Manager: Eric Davis	Sampling Site: Mugu PM365	Site Information:
Tiffany Hill 1100 NE Circle Blvd, Suite 300 Corvallis, OR 97330	Sampler Information (print name): Victoria Kilbert Phone: 724-977-3628 Email: victoria.kilbert@jacobs.com Turnaround Time (TAT) Requested:	Preservative: NA	COC # 1
Project Name: NBVC Basewide SI Project No.: 695803	Normal ☒ Priority ☐ RUSH ☐ Time Zone: PST	Analysis: PFAS by Method 537 Mod	Page# 8 of 12

Sample Identification	Sample Date	Sample Time	Sample Type	Matrix	Total # of Cont.	PFAS by Method 537 Mod
VC-PM365-SS01-000H J8248	9/19/18	1028	Grab	SS	1	X
VC-PM365-SB01-0102 49	9/19/18	1030	Grab	SB	1	X
VC-PM365-SB01-0506 50	9/19/18	1037	Grab	SB	1	X
VC-PM365-SS02-000H 51	9/19/18	1130	Grab	SS	1	X
VC-PM365-SB02-0102 52	9/19/18	1132	Grab	SB	1	X
VC-PM365-SB02-0506 53	9/19/18	1140	Grab	SB	1	X
VC-PM365-SS03-000H 54	9/19/18	1026	Grab	SS	1	X
VC-PM365-SB03-0102 55	9/19/18	1027	Grab	SB	1	X
VC-PM365-SB03-0506 J8256	9/19/18	1032	Grab	SB	1	X
J8257 VC-PM365-SB02-0102-MS	9/19/18	1132	Grab	SB	1	X
J8258 VC-PM365-SB02-0102-MSD	9/19/18	1132	Grab	SB	1	X
~~FDT-SO-FB~~ -			~~Grab~~	~~AQ~~		X

Receipt Temperature:(°C)	Samples Intact: Yes - No	Samples on Ice: Yes - No	Receipt Comments:

Relinquished by (Print/Sign):	Company:	Date/Time:	Received by (Print/Sign):	Company:	Date/Time:
Deandra Cross/Deandra	Jacobs	9/20/2018 0730	MS	Battelle	9-21-18 945
Relinquished by (Print/Sign):	Company:	Date/Time:	Received by (Print/Sign):	Company:	Date/Time:
Relinquished by (Print/Sign):	Company:	Date/Time:	Received by (Print/Sign):	Company:	Date/Time:

Comments:

BATTELLE It can be done

Chain-of-Custody

Client Contact Information	Project Manager: Eric Davis	Sampling Site: MW-9M PM365	Site Information:
Tiffany Hill 1100 NE Circle Blvd, Suite 300 Corvallis, OR 97330	Sampler Information (print name): Victoria Kilbert Phone: 724-977-3628 Email: victoria.kilbert@jacobs.com Turnaround Time (TAT) Requested:	Preservative: NA	COC # 1
Project Name: NBVC Basewide SI Project No.: 695803	Normal ☒ Priority ☐ RUSH ☐ Time Zone: PST	Analysis: PFAS by Method 537 Mod	Page# 9 of 12

Sample Identification	Sample Date	Sample Time	Sample Type	Matrix	Total # of Cont.	PFAS by Method 537 Mod
VC-PM365-DW01-0919 J8259	9/19/18	1110	Grab	GW	2	X
VC-PM365-DW02-0919 J8260	9/19/18	1210	Grab	GW	2	X
VC-PM365-DW02P-0919 J8261	9/19/18	1214	Grab	GW	2	X
VC-PM365-DW03-0919 J8262	9/19/18	1110	Grab	GW	2	X
~~FDT-AQ-FB~~			Grab	GW		X
~~FDT-AQ-EB~~			Grab	GW		X

VK

Receipt Temperature:(°C)	Samples Intact: Yes - No	Samples on Ice: Yes - No	Receipt Comments:

Relinquished by (Print/Sign):	Company:	Date/Time:	Received by (Print/Sign):	Company:	Date/Time:
Deandra Cass/Deandra	Jacobs	9/20/2018 07:30	NVS	Battelle	9-21-18 945
Relinquished by (Print/Sign):	Company:	Date/Time:	Received by (Print/Sign):	Company:	Date/Time:
Relinquished by (Print/Sign):	Company:	Date/Time:	Received by (Print/Sign):	Company:	Date/Time:

Comments:

BATTELLE It can be done

Chain-of-Custody

Client Contact Information	Project Manager: Eric Davis	Sampling Site: Munger PM553	Site Information:
Tiffany Hill 1100 NE Circle Blvd, Suite 300 Corvallis, OR 97330	Sampler Information (print name): Victoria Kilbert Phone: 724-977-3628 Email: victoria.kilbert@jacobs.com Turnaround Time (TAT) Requested:	Preservative: NA	COC # 1
Project Name: NBVC Basewide SI Project No.: 695803	Normal ☑ Priority ☐ RUSH ☐ Time Zone: PST	Analysis: PFAS by Method 537 Mod	Page# 10 of 12

Sample Identification	Sample Date	Sample Time	Sample Type	Matrix	Total # of Cont.	PFAS by Method 537 Mod
VC-PM553-SS01-000H J8263	9/19/18	1350	Grab	SS	1	X
VC-PM553-SB01-0102 64	9/19/18	1353	Grab	SB	1	X
VC-PM553-SB01-0506 65	9/19/18	1359	Grab	SB	1	X
VC-PM553-SS02-000H 66	9/19/18	1440	Grab	SS	1	X
VC-PM553-SB02-0102 67	9/19/18	1442	Grab	SB	1	X
VC-PM553-SB02-0506 68	9/19/18	1450	Grab	SB	1	X
VC-PM553-SS03-000H 69	9/19/18	1130	Grab	SS	1	X
VC-PM553-SB03-0102 70	9/19/18	1134	Grab	SB	1	X
VC-PM553-SB03-0506 J8271	9/19/18	1142	Grab	SB	1	X
~~VC-PM553-SS04-000H~~			Grab	SS		X
~~VC-PM553-SB04-~~			Grab	SB		X
~~VC-PM553-SB04-~~			Grab	SB		X

Receipt Temperature:(°C)	Samples Intact: Yes - No	Samples on Ice: Yes - No	Receipt Comments:

Relinquished by (Print/Sign)	Company	Date/Time	Received by (Print/Sign)	Company	Date/Time
Deandra Cross/Deandra	Jacobs	9/20/2018 07:30	NV	Battelle	9-21-18 945
Relinquished by (Print/Sign):	Company:	Date/Time:	Received by (Print/Sign):	Company:	Date/Time:
Relinquished by (Print/Sign):	Company:	Date/Time:	Received by (Print/Sign):	Company:	Date/Time:

Comments:

BATTELLE
It can be done

Chain-of-Custody

Client Contact Information	Project Manager: Eric Davis	Sampling Site: Mu-gu 8M 5/53	Site Information:
Tiffany Hill 1100 NE Circle Blvd, Suite 300 Corvallis, OR 97330	Sampler Information (print name): Victoria Kilbert Phone: 724-977-3628 Email: victoria.kilbert@jacobs.com	Preservative: NA	COC # 1
Project Name: NBVC Basewide SI	Turnaround Time (TAT) Requested: Normal ☒ Priority ☐ RUSH ☐	Analysis: PFAS by Method 537 Mod	Page# 11 of 12
Project No.: 695803	Time Zone: PST		

Sample Identification	Sample Date	Sample Time	Sample Type	Matrix	Total # of Cont.	PFAS by Method 537 Mod
~~VC-PM553-GW0601A-~~			~~Grab~~	~~GW~~		X
VC-PM553-DW01- 0919 J8272	9/19/18	1430	Grab	GW	2	X
VC-PM553-DW01P- 0919 J8273	9/19/18	1445	Grab	GW	2	X
VC-PM553-DW02- 0919 J8274	9/19/18	1515	Grab	GW	2	X
VC-PM553-DW03- 0919 J8275	9/19/18	1206	Grab	GW	2	X
~~VC-PM553-DW04-~~			~~Grab~~	~~GW~~		X
~~FDT-AQ-FB~~ -			Grab	AQ		X
~~FDT-AQ-EB~~ -			~~Grab~~	~~AQ~~		X

VK

Receipt Temperature:(°C)	Samples Intact: Yes - No	Samples on Ice: Yes - No	Receipt Comments:

Relinquished by (Print/Sign):	Company:	Date/Time:	Received by (Print/Sign):	Company:	Date/Time:
Deandra Cass/Deandra	Jacobs	9/20/2018 07:30	[signature]	Battelle	9-21-18 945

Comments:

BATTELLE
It can be done

Chain-of-Custody

Client Contact Information	Project Manager: Eric Davis	Sampling Site: Mugu PM553	Site Information:
Tiffany Hill 1100 NE Circle Blvd, Suite 300 Corvallis, OR 97330	Sampler Information (print name): Victoria Kilbert Phone: 724-977-3628 Email: victoria.kilbert@jacobs.com Turnaround Time (TAT) Requested:	Preservative: NA	COC #: 1
Project Name: NBVC Basewide SI Project No.: 695803	Normal X Priority ☐ RUSH ☐ Time Zone: PST	Analysis: PFAS by Method 537 Mod	Page#: 12 of 12

Sample Identification	Sample Date	Sample Time	Sample Type	Matrix	Total # of Cont.	PFAS by Method 537 Mod
~~VC-PM553-SD01-000H~~			~~Grab~~	~~SD~~		X
~~VC-PM553-SD01-0102~~			~~Grab~~	~~SD~~		X
~~VC-PM553-S - -MS~~			~~Grab~~			X
~~VC-PM553-S - -SD~~			~~Grab~~			X
FDT-SO-FB 02-0919 J8276	9/19/18	1435	Grab	AQ	2	X
FDT-SO-EB 02-0919 J8277	9/19/18	1430	Grab	AQ	2	X

Receipt Temperature:(°C)	Samples Intact: Yes - No	Samples on Ice: Yes - No	Receipt Comments:

Relinquished by (Print/Sign):	Company:	Date/Time:	Received by (Print/Sign):	Company:	Date/Time:
Deandra Cass	Jacobs	9/20/2018 07:30		Battelle	9-21-18 945
Relinquished by (Print/Sign):	Company:	Date/Time:	Received by (Print/Sign):	Company:	Date/Time:
Relinquished by (Print/Sign):	Company:	Date/Time:	Received by (Print/Sign):	Company:	Date/Time:

Comments:

ORIGIN ID:OXRA (724) 977-3628
VICTORIA KILBERT
PROJECT #695803
402 W BROADWAY STE 1450

SAN DIEGO, CA 92101
UNITED STATES US

SHIP DATE: 20SEP18
ACTWGT: 59.30 LB
CAD: 6997666/SSF01904
DIMS: 26x14x15 IN

BILL THIRD PARTY

TO JONATHAN THORN 0.1 9:45

141 LONGWATER DR. 9-21-18 MDS
STE 202
NORWELL MA 02061 Therm-1

(781) 681-5565
INV:
PO:
REF:
DEPT:

FedEx Express

1 of 3
TRK# 0201 7828 5914 8695
MASTER

FRI - 21 SEP 10:30A
PRIORITY OVERNIGHT
DSR
02061
MA-US BOS

XE XPUA

ORIGIN ID:OXRA (724) 977-3628
VICTORIA KILBERT
PROJECT #695803
402 W BROADWAY STE 1450

SAN DIEGO, CA 92101
UNITED STATES US

SHIP DATE: 20SEP18
ACTWGT: 62.50 LB
CAD: 6997666/SSF01904
DIMS: 26x14x14 IN

BILL THIRD PARTY

TO JONATHAN THORN 0.9 9:45

141 LONGWATER DR. 9-21-18 MDS
STE 202
NORWELL MA 02061 Therm-1

(781) 681-5565
INV:
PO:
REF:
DEPT:

FedEx Express

2 of 3
MPS# 0263 7828 5914 8700
Mstr# 7828 5914 8695

FRI - 21 SEP 10:30A
PRIORITY OVERNIGHT
0201
DSR
02061
MA-US BOS

XE XPUA

ORIGIN ID:OXRA (724) 977-3628
VICTORIA KILBERT
PROJECT #695803
402 W BROADWAY STE 1450

SAN DIEGO, CA 92101
UNITED STATES US

SHIP DATE: 20SEP18
ACTWGT: 69.70 LB
CAD: 6997666/SSF01904
DIMS: 26x14x14 IN

BILL THIRD PARTY

TO JONATHAN THORN 0.3 9:45

141 LONGWATER DR. 9-21-18 MDS
STE 202
NORWELL MA 02061 Therm-1

(781) 681-5565
INV:
PO:
REF:
DEPT:

FedEx Express

3 of 3
MPS# 0263 7828 5914 8710
Mstr# 7828 5914 8695

FRI - 21 SEP 10:30A
PRIORITY OVERNIGHT
0201
DSR
02061
MA-US BOS

XE XPUA

Data Tables

Project Client: CH2M
Project Name: CTO-4164 Naval Base Ventura County, California
Project No.: 100110125-01

Client ID	VC-PM3009-DW01-0918				
Battelle ID	J8210-FS				
Sample Type	SA				
Collection Date	09/17/2018				
Extraction Date	09/26/2018				
Analysis Date	10/02/2018				
Analytical Instrument	Sciex 5500 LC/MS/MS				
% Moisture	NA				
Matrix	GW				
Sample Size	0.275				
Size Unit-Basis	L				
Units	ng/L		MDL	LOD	LOQ
PFHxA	1473.94	D	4.32	11.36	113.64
PFHpA	169.11	D	0.73	2.27	22.73
PFOA	196.74	D	0.82	2.27	22.73
PFNA	3.63	J	0.24	0.91	4.55
PFDA	6.81		0.15	0.45	4.55
PFUnA	0.93	J	0.26	0.91	4.55
PFDoA	0.45	U	0.16	0.45	4.55
PFTrDA	0.45	U	0.14	0.45	4.55
PFTeDA	0.91	U	0.23	0.91	4.55
NMeFOSAA	11.30		0.51	1.82	4.55
NEtFOSAA	1.20	J	0.45	0.91	4.55
PFBS	943.64	D	2.95	11.36	113.64
PFHxS	3012.12	D	50.00	181.82	2272.73
PFOS	30447.12	D	86.36	227.27	2272.73
Surrogate Recoveries (%)					
13C5-PFHxA	114	D			
13C4-PFHpA	119	D			
13C8-PFOA	95	D			
13C9-PFNA	107	D			
13C6-PFDA	102				
13C7-PFUnA	107				
13C2-PFDoA	109				
13C2-PFTeDA	95				
d3-MeFOSAA	119	D			
d5-EtFOSAA	138	D			
13C3-PFBS	131	D			
13C3-PFHxS	127	D			
13C8-PFOS	130	D			

Project Client: CH2M
Project Name: CTO-4164 Naval Base Ventura County, California
Project No.: 100110125-01

Client ID	VC-PM3009-DW02-0918				
Battelle ID	J8211-FS				
Sample Type	SA				
Collection Date	09/17/2018				
Extraction Date	09/26/2018				
Analysis Date	10/03/2018				
Analytical Instrument	Sciex 5500 LC/MS/MS				
% Moisture	NA				
Matrix	GW				
Sample Size	0.260				
Size Unit-Basis	L				
Units	ng/L		MDL	LOD	LOQ
PFHxA	56.57		0.18	0.48	4.81
PFHpA	35.42		0.15	0.48	4.81
PFOA	107.85	D	0.35	0.96	9.62
PFNA	15.21		0.25	0.96	4.81
PFDA	1.10	J	0.15	0.48	4.81
PFUnA	0.96	U	0.28	0.96	4.81
PFDoA	0.48	U	0.17	0.48	4.81
PFTrDA	0.48	U	0.14	0.48	4.81
PFTeDA	0.96	U	0.24	0.96	4.81
NMeFOSAA	1.92	U	0.54	1.92	4.81
NEtFOSAA	0.96	U	0.47	0.96	4.81
PFBS	32.57		0.13	0.48	4.81
PFHxS	119.15	D	0.21	0.77	9.62
PFOS	710.24	D	3.65	9.62	96.15
Surrogate Recoveries (%)					
13C5-PFHxA	116				
13C4-PFHpA	126				
13C8-PFOA	100	D			
13C9-PFNA	79				
13C6-PFDA	98				
13C7-PFUnA	92				
13C2-PFDoA	104				
13C2-PFTeDA	96				
d3-MeFOSAA	108				
d5-EtFOSAA	123				
13C3-PFBS	129				
13C3-PFHxS	121	D			
13C8-PFOS	106	D			

Project Client: CH2M
Project Name: CTO-4164 Naval Base Ventura County, California
Project No.: 100110125-01

Client ID	VC-PM3009-DW02P-0918				
Battelle ID	J8212-FS				
Sample Type	SA				
Collection Date	09/17/2018				
Extraction Date	09/26/2018				
Analysis Date	10/03/2018				
Analytical Instrument	Sciex 5500 LC/MS/MS				
% Moisture	NA				
Matrix	GW				
Sample Size	0.275				
Size Unit-Basis	L				
Units	ng/L		MDL	LOD	LOQ
PFHxA	53.23		0.17	0.45	4.55
PFHpA	34.24		0.15	0.45	4.55
PFOA	107.45	D	0.33	0.91	9.09
PFNA	13.87		0.24	0.91	4.55
PFDA	0.78	J	0.15	0.45	4.55
PFUnA	0.91	U	0.26	0.91	4.55
PFDoA	0.45	U	0.16	0.45	4.55
PFTrDA	0.45	U	0.14	0.45	4.55
PFTeDA	0.91	U	0.23	0.91	4.55
NMeFOSAA	1.82	U	0.51	1.82	4.55
NEtFOSAA	0.91	U	0.45	0.91	4.55
PFBS	29.39		0.12	0.45	4.55
PFHxS	111.24	D	0.20	0.73	9.09
PFOS	701.28	D	3.45	9.09	90.91
Surrogate Recoveries (%)					
13C5-PFHxA	113				
13C4-PFHpA	130				
13C8-PFOA	101	D			
13C9-PFNA	82				
13C6-PFDA	110				
13C7-PFUnA	104				
13C2-PFDoA	99				
13C2-PFTeDA	89				
d3-MeFOSAA	107				
d5-EtFOSAA	130				
13C3-PFBS	144				
13C3-PFHxS	125	D			
13C8-PFOS	108	D			

Project Client: CH2M
Project Name: CTO-4164 Naval Base Ventura County, California
Project No.: 100110125-01

Client ID	VC-PM3009-DW03-0918			
Battelle ID	J8213-FS			
Sample Type	SA			
Collection Date	09/17/2018			
Extraction Date	09/26/2018			
Analysis Date	10/03/2018			
Analytical Instrument	Sciex 5500 LC/MS/MS			
% Moisture	NA			
Matrix	GW			
Sample Size	0.285			
Size Unit-Basis	L			
Units	ng/L	MDL	LOD	LOQ
PFHxA	12.32	0.17	0.44	4.39
PFHpA	6.68	0.14	0.44	4.39
PFOA	22.38	0.16	0.44	4.39
PFNA	0.55 J	0.23	0.88	4.39
PFDA	0.44 U	0.14	0.44	4.39
PFUnA	0.88 U	0.25	0.88	4.39
PFDoA	0.44 U	0.16	0.44	4.39
PFTrDA	0.44 U	0.13	0.44	4.39
PFTeDA	0.88 U	0.22	0.88	4.39
NMeFOSAA	1.75 U	0.49	1.75	4.39
NEtFOSAA	0.88 U	0.43	0.88	4.39
PFBS	25.78	0.11	0.44	4.39
PFHxS	61.30	0.10	0.35	4.39
PFOS	43.20	0.17	0.44	4.39
Surrogate Recoveries (%)				
13C5-PFHxA	119			
13C4-PFHpA	133			
13C8-PFOA	103			
13C9-PFNA	98			
13C6-PFDA	105			
13C7-PFUnA	100			
13C2-PFDoA	100			
13C2-PFTeDA	66			
d3-MeFOSAA	144			
d5-EtFOSAA	148			
13C3-PFBS	128			
13C3-PFHxS	147			
13C8-PFOS	114			

Project Client: CH2M
Project Name: CTO-4164 Naval Base Ventura County, California
Project No.: 100110125-01

Client ID	VC-PM372-DW01-0918				
Battelle ID	J8214-FS				
Sample Type	SA				
Collection Date	09/18/2018				
Extraction Date	09/26/2018				
Analysis Date	10/03/2018				
Analytical Instrument	Sciex 5500 LC/MS/MS				
% Moisture	NA				
Matrix	GW				
Sample Size	0.270				
Size Unit-Basis	L				
Units	ng/L		MDL	LOD	LOQ
PFHxA	226.65	D	3.52	9.26	92.59
PFHpA	42.08		0.15	0.46	4.63
PFOA	125.77	D	0.33	0.93	9.26
PFNA	2.95	J	0.24	0.93	4.63
PFDA	0.33	J	0.15	0.46	4.63
PFUnA	0.93	U	0.27	0.93	4.63
PFDoA	0.46	U	0.17	0.46	4.63
PFTrDA	0.46	U	0.14	0.46	4.63
PFTeDA	0.93	U	0.23	0.93	4.63
NMeFOSAA	1.85	U	0.52	1.85	4.63
NEtFOSAA	0.93	U	0.45	0.93	4.63
PFBS	102.13		0.12	0.46	4.63
PFHxS	590.05	D	2.04	7.41	92.59
PFOS	737.84	D	3.52	9.26	92.59
Surrogate Recoveries (%)					
13C5-PFHxA	121	D			
13C4-PFHpA	113				
13C8-PFOA	100	D			
13C9-PFNA	95				
13C6-PFDA	102				
13C7-PFUnA	101				
13C2-PFDoA	103				
13C2-PFTeDA	103				
d3-MeFOSAA	126				
d5-EtFOSAA	147				
13C3-PFBS	101				
13C3-PFHxS	118	D			
13C8-PFOS	121	D			

Project Client: CH2M
Project Name: CTO-4164 Naval Base Ventura County, California
Project No.: 100110125-01

Client ID	VC-PM372-DW02-0918				
Battelle ID	J8215-FS				
Sample Type	SA				
Collection Date	09/18/2018				
Extraction Date	09/26/2018				
Analysis Date	10/03/2018				
Analytical Instrument	Sciex 5500 LC/MS/MS				
% Moisture	NA				
Matrix	GW				
Sample Size	0.270				
Size Unit-Basis	L				
Units	ng/L		MDL	LOD	LOQ
PFHxA	92.79	D	0.35	0.93	9.26
PFHpA	35.94		0.15	0.46	4.63
PFOA	74.99		0.17	0.46	4.63
PFNA	1.67	J	0.24	0.93	4.63
PFDA	0.34	J	0.15	0.46	4.63
PFUnA	0.93	U	0.27	0.93	4.63
PFDoA	0.46	U	0.17	0.46	4.63
PFTrDA	0.46	U	0.14	0.46	4.63
PFTeDA	0.93	U	0.23	0.93	4.63
NMeFOSAA	1.85	U	0.52	1.85	4.63
NEtFOSAA	0.93	U	0.45	0.93	4.63
PFBS	208.46	D	2.41	9.26	92.59
PFHxS	799.17	D	2.04	7.41	92.59
PFOS	89.41	D	0.35	0.93	9.26
Surrogate Recoveries (%)					
13C5-PFHxA	124	D			
13C4-PFHpA	112				
13C8-PFOA	90				
13C9-PFNA	107				
13C6-PFDA	98				
13C7-PFUnA	98				
13C2-PFDoA	97				
13C2-PFTeDA	76				
d3-MeFOSAA	106				
d5-EtFOSAA	114				
13C3-PFBS	127	D			
13C3-PFHxS	99	D			
13C8-PFOS	117	D			

Project Client: CH2M
Project Name: CTO-4164 Naval Base Ventura County, California
Project No.: 100110125-01

Client ID	VC-PM372-DW02P-0918				
Battelle ID	J8216-FS				
Sample Type	SA				
Collection Date	09/18/2018				
Extraction Date	09/26/2018				
Analysis Date	10/03/2018				
Analytical Instrument	Sciex 5500 LC/MS/MS				
% Moisture	NA				
Matrix	GW				
Sample Size	0.260				
Size Unit-Basis	L				
Units	ng/L		MDL	LOD	LOQ
PFHxA	108.98	D	0.91	2.40	24.04
PFHpA	39.20		0.15	0.48	4.81
PFOA	82.30		0.17	0.48	4.81
PFNA	2.42	J	0.25	0.96	4.81
PFDA	1.05	J	0.15	0.48	4.81
PFUnA	0.96	U	0.28	0.96	4.81
PFDoA	0.48	U	0.17	0.48	4.81
PFTrDA	0.48	U	0.14	0.48	4.81
PFTeDA	0.96	U	0.24	0.96	4.81
NMeFOSAA	1.92	U	0.54	1.92	4.81
NEtFOSAA	0.96	U	0.47	0.96	4.81
PFBS	232.80	D	0.63	2.40	24.04
PFHxS	720.54	D	13.22	48.08	600.96
PFOS	150.94	D	0.91	2.40	24.04
Surrogate Recoveries (%)					
13C5-PFHxA	130	D			
13C4-PFHpA	118				
13C8-PFOA	88				
13C9-PFNA	96				
13C6-PFDA	107				
13C7-PFUnA	107				
13C2-PFDoA	110				
13C2-PFTeDA	85				
d3-MeFOSAA	118				
d5-EtFOSAA	142				
13C3-PFBS	118	D			
13C3-PFHxS	109	D			
13C8-PFOS	89	D			

Project Client: CH2M
Project Name: CTO-4164 Naval Base Ventura County, California
Project No.: 100110125-01

Client ID	VC-PM372-DW03-0918			
Battelle ID	J8217-FS			
Sample Type	SA			
Collection Date	09/18/2018			
Extraction Date	09/26/2018			
Analysis Date	10/03/2018			
Analytical Instrument	Sciex 5500 LC/MS/MS			
% Moisture	NA			
Matrix	GW			
Sample Size	0.290			
Size Unit-Basis	L			
Units	ng/L	MDL	LOD	LOQ
PFHxA	30.57	0.16	0.43	4.31
PFHpA	7.21	0.14	0.43	4.31
PFOA	25.49	0.16	0.43	4.31
PFNA	0.28 J	0.22	0.86	4.31
PFDA	0.43 U	0.14	0.43	4.31
PFUnA	0.86 U	0.25	0.86	4.31
PFDoA	0.43 U	0.16	0.43	4.31
PFTrDA	0.43 U	0.13	0.43	4.31
PFTeDA	0.86 U	0.22	0.86	4.31
NMeFOSAA	1.72 U	0.48	1.72	4.31
NEtFOSAA	0.86 U	0.42	0.86	4.31
PFBS	43.18	0.11	0.43	4.31
PFHxS	62.29	0.09	0.34	4.31
PFOS	6.10	0.16	0.43	4.31
Surrogate Recoveries (%)				
13C5-PFHxA	108			
13C4-PFHpA	120			
13C8-PFOA	95			
13C9-PFNA	98			
13C6-PFDA	90			
13C7-PFUnA	90			
13C2-PFDoA	98			
13C2-PFTeDA	73			
d3-MeFOSAA	108			
d5-EtFOSAA	119			
13C3-PFBS	91			
13C3-PFHxS	119			
13C8-PFOS	99			

Project Client: CH2M
Project Name: CTO-4164 Naval Base Ventura County, California
Project No.: 100110125-01

Client ID	VC-PM649-DW01-0918				
Battelle ID	J8241-FS				
Sample Type	SA				
Collection Date	09/18/2018				
Extraction Date	09/26/2018				
Analysis Date	10/03/2018				
Analytical Instrument	Sciex 5500 LC/MS/MS				
% Moisture	NA				
Matrix	GW				
Sample Size	0.275				
Size Unit-Basis	L				
Units	ng/L		MDL	LOD	LOQ
PFHxA	3544.53	D	21.59	56.82	568.18
PFHpA	679.58	D	7.27	22.73	227.27
PFOA	2173.42	D	8.18	22.73	227.27
PFNA	61.64		0.24	0.91	4.55
PFDA	2.32	J	0.15	0.45	4.55
PFUnA	0.91	U	0.26	0.91	4.55
PFDoA	0.45	U	0.16	0.45	4.55
PFTrDA	0.45	U	0.14	0.45	4.55
PFTeDA	0.91	U	0.23	0.91	4.55
NMeFOSAA	1.82	U	0.51	1.82	4.55
NEtFOSAA	0.91	U	0.45	0.91	4.55
PFBS	312.59	D	1.18	4.55	45.45
PFHxS	6908.10	D	12.50	45.45	568.18
PFOS	8015.42	D	215.91	568.18	5681.82
Surrogate Recoveries (%)					
13C5-PFHxA	108	D			
13C4-PFHpA	123	D			
13C8-PFOA	107	D			
13C9-PFNA	104	D			
13C6-PFDA	108				
13C7-PFUnA	107				
13C2-PFDoA	111				
13C2-PFTeDA	115				
d3-MeFOSAA	116	D			
d5-EtFOSAA	131	D			
13C3-PFBS	133	D			
13C3-PFHxS	123	D			
13C8-PFOS	103	D			

Project Client: CH2M
Project Name: CTO-4164 Naval Base Ventura County, California
Project No.: 100110125-01

Client ID	VC-PM649-DW01P-0918				
Battelle ID	J8242-FS				
Sample Type	SA				
Collection Date	09/18/2018				
Extraction Date	09/26/2018				
Analysis Date	10/03/2018				
Analytical Instrument	Sciex 5500 LC/MS/MS				
% Moisture	NA				
Matrix	GW				
Sample Size	0.275				
Size Unit-Basis	L				
Units	ng/L		MDL	LOD	LOQ
PFHxA	4304.75	D	21.59	56.82	568.18
PFHpA	819.69	D	7.27	22.73	227.27
PFOA	2525.82	D	8.18	22.73	227.27
PFNA	61.22		0.24	0.91	4.55
PFDA	2.19	J	0.15	0.45	4.55
PFUnA	0.91	U	0.26	0.91	4.55
PFDoA	0.45	U	0.16	0.45	4.55
PFTrDA	0.45	U	0.14	0.45	4.55
PFTeDA	0.91	U	0.23	0.91	4.55
NMeFOSAA	1.82	U	0.51	1.82	4.55
NEtFOSAA	0.91	U	0.45	0.91	4.55
PFBS	310.11	D	1.18	4.55	45.45
PFHxS	8102.55	D	12.50	45.45	568.18
PFOS	9024.22	D	215.91	568.18	5681.82
Surrogate Recoveries (%)					
13C5-PFHxA	104	D			
13C4-PFHpA	108	D			
13C8-PFOA	107	D			
13C9-PFNA	102	D			
13C6-PFDA	107				
13C7-PFUnA	105				
13C2-PFDoA	111				
13C2-PFTeDA	106				
d3-MeFOSAA	106	D			
d5-EtFOSAA	115	D			
13C3-PFBS	110	D			
13C3-PFHxS	107	D			
13C8-PFOS	115	D			

Project Client: CH2M
Project Name: CTO-4164 Naval Base Ventura County, California
Project No.: 100110125-01

Client ID	VC-PM649-DW02-0918				
Battelle ID	J8243-FS				
Sample Type	SA				
Collection Date	09/18/2018				
Extraction Date	09/26/2018				
Analysis Date	10/03/2018				
Analytical Instrument	Sciex 5500 LC/MS/MS				
% Moisture	NA				
Matrix	GW				
Sample Size	0.245				
Size Unit-Basis	L				
Units	ng/L		MDL	LOD	LOQ
PFHxA	2656.08	D	19.39	51.02	510.20
PFHpA	580.04	D	1.63	5.10	51.02
PFOA	3467.73	D	18.37	51.02	510.20
PFNA	5.88		0.27	1.02	5.10
PFDA	0.51	U	0.16	0.51	5.10
PFUnA	1.02	U	0.30	1.02	5.10
PFDoA	0.51	U	0.18	0.51	5.10
PFTrDA	0.51	U	0.15	0.51	5.10
PFTeDA	1.02	U	0.26	1.02	5.10
NMeFOSAA	2.04	U	0.57	2.04	5.10
NEtFOSAA	1.02	U	0.50	1.02	5.10
PFBS	481.64	D	1.33	5.10	51.02
PFHxS	3963.07	D	11.22	40.82	510.20
PFOS	367.89	D	1.94	5.10	51.02
Surrogate Recoveries (%)					
13C5-PFHxA	98	D			
13C4-PFHpA	109	D			
13C8-PFOA	106	D			
13C9-PFNA	101	D			
13C6-PFDA	101				
13C7-PFUnA	104				
13C2-PFDoA	107				
13C2-PFTeDA	54				
d3-MeFOSAA	111				
d5-EtFOSAA	104				
13C3-PFBS	141	D			
13C3-PFHxS	104	D			
13C8-PFOS	110	D			

Project Client: CH2M
Project Name: CTO-4164 Naval Base Ventura County, California
Project No.: 100110125-01

Client ID	VC-PM649-DW03-0918				
Battelle ID	J8244-FS				
Sample Type	SA				
Collection Date	09/18/2018				
Extraction Date	09/26/2018				
Analysis Date	10/03/2018				
Analytical Instrument	Sciex 5500 LC/MS/MS				
% Moisture	NA				
Matrix	GW				
Sample Size	0.270				
Size Unit-Basis	L				
Units	ng/L		MDL	LOD	LOQ
PFHxA	6065.93	D	54.98	144.68	1446.76
PFHpA	1309.51	D	7.41	23.15	231.48
PFOA	15895.91	D	520.83	1446.76	14467.59
PFNA	7.64		0.24	0.93	4.63
PFDA	0.46	U	0.15	0.46	4.63
PFUnA	0.93	U	0.27	0.93	4.63
PFDoA	0.46	U	0.17	0.46	4.63
PFTrDA	0.46	U	0.14	0.46	4.63
PFTeDA	0.93	U	0.23	0.93	4.63
NMeFOSAA	1.85	U	0.52	1.85	4.63
NEtFOSAA	0.93	U	0.45	0.93	4.63
PFBS	1614.40	D	37.62	144.68	1446.76
PFHxS	14647.00	D	31.83	115.74	1446.76
PFOS	774.98	D	8.80	23.15	231.48
Surrogate Recoveries (%)					
13C5-PFHxA	77	D			
13C4-PFHpA	82	D			
13C8-PFOA	113	D			
13C9-PFNA	92	D			
13C6-PFDA	98				
13C7-PFUnA	109				
13C2-PFDoA	119				
13C2-PFTeDA	76				
d3-MeFOSAA	106	D			
d5-EtFOSAA	134	D			
13C3-PFBS	134	D			
13C3-PFHxS	106	D			
13C8-PFOS	102	D			

Project Client: CH2M
Project Name: CTO-4164 Naval Base Ventura County, California
Project No.: 100110125-01

Client ID	VC-PM649-DW04-0918				
Battelle ID	J8245-FS				
Sample Type	SA				
Collection Date	09/18/2018				
Extraction Date	09/26/2018				
Analysis Date	10/03/2018				
Analytical Instrument	Sciex 5500 LC/MS/MS				
% Moisture	NA				
Matrix	GW				
Sample Size	0.280				
Size Unit-Basis	L				
Units	ng/L		MDL	LOD	LOQ
PFHxA	1402.98	D	8.48	22.32	223.21
PFHpA	550.72	D	3.57	11.16	111.61
PFOA	1406.41	D	8.04	22.32	223.21
PFNA	11.26		0.23	0.89	4.46
PFDA	1.24	J	0.14	0.45	4.46
PFUnA	0.89	U	0.26	0.89	4.46
PFDoA	0.45	U	0.16	0.45	4.46
PFTrDA	0.45	U	0.13	0.45	4.46
PFTeDA	0.89	U	0.22	0.89	4.46
NMeFOSAA	1.79	U	0.50	1.79	4.46
NEtFOSAA	0.89	U	0.44	0.89	4.46
PFBS	239.42	D	0.58	2.23	22.32
PFHxS	2501.93	D	4.91	17.86	223.21
PFOS	2200.42	D	8.48	22.32	223.21
Surrogate Recoveries (%)					
13C5-PFHxA	112	D			
13C4-PFHpA	115	D			
13C8-PFOA	104	D			
13C9-PFNA	104	D			
13C6-PFDA	100				
13C7-PFUnA	94				
13C2-PFDoA	92				
13C2-PFTeDA	82				
d3-MeFOSAA	108	D			
d5-EtFOSAA	116	D			
13C3-PFBS	148	D			
13C3-PFHxS	112	D			
13C8-PFOS	112	D			

Project Client: CH2M
Project Name: CTO-4164 Naval Base Ventura County, California
Project No.: 100110125-01

Client ID	KB35 IB				
Battelle ID	KB35 IB_10/02/2018				
Sample Type	IB				
Collection Date	NA				
Extraction Date	NA				
Analysis Date	10/02/2018				
Analytical Instrument	Sciex 5500 LC/MS/MS				
% Moisture	NA				
Matrix	Water				
Sample Size	0.250				
Size Unit-Basis	NA				
Units	ng/L		MDL	LOD	LOQ
PFHxA	0.50	U	0.19	0.50	5.00
PFHpA	0.50	U	0.16	0.50	5.00
PFOA	0.50	U	0.18	0.50	5.00
PFNA	1.00	U	0.26	1.00	5.00
PFDA	0.50	U	0.16	0.50	5.00
PFUnA	1.00	U	0.29	1.00	5.00
PFDoA	0.50	U	0.18	0.50	5.00
PFTrDA	0.50	U	0.15	0.50	5.00
PFTeDA	1.00	U	0.25	1.00	5.00
NMeFOSAA	2.00	U	0.56	2.00	5.00
NEtFOSAA	1.00	U	0.49	1.00	5.00
PFBS	0.13	J	0.13	0.50	5.00
PFHxS	0.40	U	0.11	0.40	5.00
PFOS	0.50	U	0.19	0.50	5.00
Surrogate Recoveries (%)					
13C5-PFHxA	96				
13C4-PFHpA	94				
13C8-PFOA	104				
13C9-PFNA	93				
13C6-PFDA	98				
13C7-PFUnA	100				
13C2-PFDoA	97				
13C2-PFTeDA	96				
d3-MeFOSAA	102				
d5-EtFOSAA	104				
13C3-PFBS	94				
13C3-PFHxS	101				
13C8-PFOS	93				

Project Client: CH2M
Project Name: CTO-4164 Naval Base Ventura County, California
Project No.: 100110125-01

Client ID	KB35 IB				
Battelle ID	KB35 IB_10/03/2018				
Sample Type	IB				
Collection Date	NA				
Extraction Date	NA				
Analysis Date	10/03/2018				
Analytical Instrument	Sciex 5500 LC/MS/MS				
% Moisture	NA				
Matrix	Water				
Sample Size	0.250				
Size Unit-Basis	NA				
Units	ng/L		MDL	LOD	LOQ
PFHxA	0.50	U	0.19	0.50	5.00
PFHpA	0.50	U	0.16	0.50	5.00
PFOA	0.50	U	0.18	0.50	5.00
PFNA	1.00	U	0.26	1.00	5.00
PFDA	0.50	U	0.16	0.50	5.00
PFUnA	1.00	U	0.29	1.00	5.00
PFDoA	0.50	U	0.18	0.50	5.00
PFTrDA	0.50	U	0.15	0.50	5.00
PFTeDA	1.00	U	0.25	1.00	5.00
NMeFOSAA	2.00	U	0.56	2.00	5.00
NEtFOSAA	1.00	U	0.49	1.00	5.00
PFBS	0.50	U	0.13	0.50	5.00
PFHxS	0.40	U	0.11	0.40	5.00
PFOS	0.50	U	0.19	0.50	5.00
Surrogate Recoveries (%)					
13C5-PFHxA	107				
13C4-PFHpA	114				
13C8-PFOA	108				
13C9-PFNA	98				
13C6-PFDA	105				
13C7-PFUnA	86				
13C2-PFDoA	95				
13C2-PFTeDA	94				
d3-MeFOSAA	79				
d5-EtFOSAA	85				
13C3-PFBS	105				
13C3-PFHxS	101				
13C8-PFOS	108				

Project Client: CH2M
Project Name: CTO-4164 Naval Base Ventura County, California
Project No.: 100110125-01

Client ID	Procedural Blank			
Battelle ID	CR845PB-FS			
Sample Type	PB			
Collection Date	09/26/2018			
Extraction Date	09/26/2018			
Analysis Date	10/02/2018			
Analytical Instrument	Sciex 5500 LC/MS/MS			
% Moisture	NA			
Matrix	WATER			
Sample Size	0.250			
Size Unit-Basis	L			
Units	ng/L	MDL	LOD	LOQ
PFHxA	0.50 U	0.19	0.50	5.00
PFHpA	0.50 U	0.16	0.50	5.00
PFOA	0.71 J	0.18	0.50	5.00
PFNA	1.00 U	0.26	1.00	5.00
PFDA	0.50 U	0.16	0.50	5.00
PFUnA	1.00 U	0.29	1.00	5.00
PFDoA	0.50 U	0.18	0.50	5.00
PFTrDA	0.50 U	0.15	0.50	5.00
PFTeDA	1.00 U	0.25	1.00	5.00
NMeFOSAA	2.00 U	0.56	2.00	5.00
NEtFOSAA	1.00 U	0.49	1.00	5.00
PFBS	0.50 U	0.13	0.50	5.00
PFHxS	0.40 U	0.11	0.40	5.00
PFOS	0.50 U	0.19	0.50	5.00
Surrogate Recoveries (%)				
13C5-PFHxA	91			
13C4-PFHpA	89			
13C8-PFOA	95			
13C9-PFNA	95			
13C6-PFDA	103			
13C7-PFUnA	98			
13C2-PFDoA	97			
13C2-PFTeDA	86			
d3-MeFOSAA	95			
d5-EtFOSAA	91			
13C3-PFBS	90			
13C3-PFHxS	89			
13C8-PFOS	92			

Project Client: CH2M
Project Name: CTO-4164 Naval Base Ventura County, California
Project No.: 100110125-01

Client ID	Laboratory Control Sample					
Battelle ID	CR846LCS-FS					
Sample Type	LCS					
Collection Date	09/26/2018					
Extraction Date	09/26/2018					
Analysis Date	10/02/2018					
Analytical Instrument	Sciex 5500 LC/MS/MS					
% Moisture	NA					
Matrix	WATER					
Sample Size	0.250					
Size Unit-Basis	L				Control Limits	
Units	ng/L	Target	Recovery	Qual	Lower	Upper
PFHxA	20.19	20.20	100		51	137
PFHpA	18.03	20.00	90		48	136
PFOA	20.23	20.00	101		49	141
PFNA	20.16	20.00	101		58	122
PFDA	20.47	20.00	102		59	135
PFUnA	20.11	20.00	101		64	134
PFDoA	20.12	20.00	101		75	131
PFTrDA	21.34	20.00	107		42	148
PFTeDA	20.34	20.00	102		42	158
NMeFOSAA	18.28	20.00	91		50	146
NEtFOSAA	19.75	20.00	99		51	131
PFBS	18.81	20.20	93		56	134
PFHxS	21.23	20.20	105		52	128
PFOS	19.68	20.00	98		40	144
Surrogate Recoveries (%)						
13C5-PFHxA	93					
13C4-PFHpA	100					
13C8-PFOA	98					
13C9-PFNA	100					
13C6-PFDA	96					
13C7-PFUnA	94					
13C2-PFDoA	97					
13C2-PFTeDA	94					
d3-MeFOSAA	98					
d5-EtFOSAA	84					
13C3-PFBS	95					
13C3-PFHxS	84					
13C8-PFOS	93					

Glossary of Data Qualifiers

Flag:	Application:
B	Analyte found in the sample at a concentration <10x the level found in the procedural blank
D	Dilution Run. Initial run outside the initial calibration range of the instrument
E	Estimate, result is greater than the highers concentration level in the calibration
H	Surrogate diluted out. Used when surrogate recovery is affected by excessive dilution of the sample extract.
J	Analyte detected below the Limit of Quantitation (LOQ)
ME	Significant Matrix Interference - Estimated value.
MI	Significant Matrix Interference - value could not be determined.
n	Quality Control (QC) value is outside the accuracy or precision Data Quality Objective (DQO), but meets secondary criteria
N	Quality Control (QC) value is outside the accuracy or precision Data Quality Objective (DQO)
NA	Not Applicable
T	Holding Time (HT) exceeded
U	Analyte not detected or detected below the Method detection limit (MDL) value, Limit of Detection (LOD) reported

CTO-4164 Naval Base Ventura County, California
Project No 100110125-01
PFAS by DoD QSM 5.1 Table B-15

GW

Batch 18-0567

Package DP-18-0275

Submitted to:
CH2M
1100 NE Circle Blvd Suite 300
Corvallis, OR 97330 USA

Submitted by:
Battelle Norwell Operations
141 Longwater Drive Suite 202
Norwell, MA 02061

BATTELLE
It can be done

CTO-4164 Naval Base Ventura County, California
Project No 100110125-01
PFAS by DoD QSM 5.1 Table B-15

GW

Batch 18-0567

Package DP-18-0275

Submitted to:
CH2M
1100 NE Circle Blvd Suite 300
Corvallis, OR 97330 USA

NELAP Accreditation Number: E87856 (Florida Department of Health)
DoD-ELAP Accreditation Number: 91667

Submitted by:
Battelle Norwell Operations
141 Longwater Drive Suite 202
Norwell, MA 02061

Analyst Approval: schumitzd@battelle.org 2018.10.04 19:25:47 -04'00'

QC Chemist Approval: fitche@battelle.org 2018.10.17 10:52:11 -04'00'

Project Manager Approval: Digitally signed by Jonathan Thorn Date: 2018.10.19 14:09:48 -04'00'

BATTELLE
It can be done

CTO-4164 Naval Base Ventura County, California
Project No 100110125-01
PFAS by DoD QSM 5.1 Table B-15

GW

Batch 18-0567

Package DP-18-0275

1	***Work Plan*** Laboratory Work Plan, Addendums To Work Plan, Memos From Project Manager, Special Instructions, Chain-of-Custody Reports.	1
2	***Tables*** Analytical Data Tables, Qualifier Definitions.	33
3	***Miscellaneous Documentation*** Case Narrative, Miscellaneous Documentation Form, Quality Control Summary, Example Calculations, Internal Standard Recovery Report, Retention Time Window Report.	52
4	***Sample Preparation Records*** Sample Preparation Records, Dilution Worksheets, Standard Preparation Records, Certificates Of Analysis, GPC Check Report.	194
5	***Analytical Calibrations*** Analytical Sequence, Analytical Method, Tune Report, Initial Calibration, Pesticide Degradation Report, RF Summary, Calibration Verifications, Independent Calibration Verification Check.	218
6	***Analytical Data*** Raw Data Quantification Reports.	370
7	***Chromatograms*** Sample And Standard Chromatograms.	626
8	***Unused Data***	NA

BATTELLE

It can be done

BATTELLE

Signature Page

Battelle 2018 (1 of 2)
Signature Page

Name (Printed)	Signature	Initials	Date
Jonathan Thorn		JRT	4/4/2018
Robert Lizotte, Jr.		BL	4.4 2018
FRANCO PALA			4-4-2018
Carla Devine		CRD	4/4/18
Denise Schumitz		DMS	4/4/18
Candice Penn McCoy		CPM	4/4/2018
Rich Rostucci		RR	4/4/2018
Michael Mears			4/4/2018
Christie Usher		cu	4/4/18
Kevin McInerney			4/4/18
Stephanie Schultz		SAS	4/4/18
Jordan Tower		JCT	4/4/18
KRISTEN NICHOLS		KN	4/4/18
Clinton H Brown		CB	4/4/18
Matt Schumitz		MS	4-4-18
Sam Guimaraes		SG	4-4-18
Lauren Griffith		LMG	4.4.18

BATTELLE

Signature Page

Battelle 2018 (2 of 2)
Signature Page

Name (Printed)	Signature	Initials	Date
KAVITHA DASU		KD	04/04/18
Kayla Lamarre		KAL	04/04/18
Weidong Li		W.L	04/04/18
Tracy W Stenner		TWS	04/04/18
Ellyn M Fitch		EMF	12-April-2018
Gail DeRuzzo		GD	4/18/18
Zachary Willenberg		ZJW	4/20/18

Sample Summary

Client: CH2M
SDG: 18-0567
Project/Site: Naval Base Ventura County
CTO: 4164

Lab Sample ID	Client Sample ID	Matrix	Collection Date	Receipt Date
CR845PB-FS	Procedural Blank	WATER	9/26/2018	9/26/2018
CR846LCS-FS	Laboratory Control Sample	WATER	9/26/2018	9/26/2018
J8210-FS	VC-PM3009-DW01-0918	GW	9/17/2018	9/21/2018
J8211-FS	VC-PM3009-DW02-0918	GW	9/17/2018	9/21/2018
J8212-FS	VC-PM3009-DW02P-0918	GW	9/17/2018	9/21/2018
J8213-FS	VC-PM3009-DW03-0918	GW	9/17/2018	9/21/2018
J8214-FS	VC-PM372-DW01-0918	GW	9/18/2018	9/21/2018
J8215-FS	VC-PM372-DW02-0918	GW	9/18/2018	9/21/2018
J8216-FS	VC-PM372-DW02P-0918	GW	9/18/2018	9/21/2018
J8217-FS	VC-PM372-DW03-0918	GW	9/18/2018	9/21/2018
J8241-FS	VC-PM649-DW01-0918	GW	9/18/2018	9/21/2018
J8242-FS	VC-PM649-DW01P-0918	GW	9/18/2018	9/21/2018
J8243-FS	VC-PM649-DW02-0918	GW	9/18/2018	9/21/2018
J8244-FS	VC-PM649-DW03-0918	GW	9/18/2018	9/21/2018
J8245-FS	VC-PM649-DW04-0918	GW	9/18/2018	9/21/2018

Work Plan

BATTELLE
It can be done

WORK/QUALITY ASSURANCE PROJECT PLAN

1.0 GENERAL PROJECT INFORMATION

Project Title:	CTO-4164: Analysis of Non-Potable Waters
Project Number:	100110125-01
Client:	CH2M 1100 NE Circle Blvd Suite 300 Corvallis, OR 97330 USA
Client Contact Information:	Tiffany Hill Project Chemist (541) 768-3109(V) NA tiffany.hill@jacobs.com
Effective Date of QAPP:	9/11/2018
Version Number:	100110125-01(L)-02
Project Manager:	Thorn, Jonathan
Laboratory Task Manager:	Thorn, Jonathan
Deliverable Due Date:	10/19/2018

2.0 SCOPE OF WORK

Overview:	Analysis of non-potable water samples for PFAS.
Matrix:	Water

2.1 TECHNICAL APPROACH

2.1.1 Sample Receipt, Storage, and Handling

The list of samples for this project plan are presented in Attachment 1.

Storage Directions:	Store refrigerated.
Sub_Sampling:	None
Procedures:	NA
Contact:	NA
Comment:	None
Archiving:	Store remaining samples for six months after submission of final reports. Notify client prior to sample disposal.
Disposal:	Dispose of any remaining samples in the appropriate waste stream.

2.1.2 Sample Preparation

Samples will be batched as they arrive, with a 28-day TAT from receipt of samples.

Samples Expected:	Samples Per Batch:	Batches Expected:
150	20	8

Batch quality control samples are defined in Table 1.

Target samples are presented in Attachment 1.

Table 1: Quality Control Samples

Type:	*Description:*	*Count:*	*Rgt:*	*Reference:*	*Comment:*
PB	Laboratory control reagent blank.	1 per batch	--	NA	
LCS	Laboratory Control Sample	1 per batch	No	NA	
MS	Spiked field sample for determining method accuracy in the presence of matrix.	1 per batch	--	NA	Background for MS/MSD will be indicated on COC.
MSD	Spiked field sample for determining method accuracy and precision in the presence of matrix.	1 per batch	--	NA	Background for MS/MSD will be indicated on COC.

2.1.3 Extraction/Preparation

2.1.3.1 Extraction

SOP No.-Rev: **5-370-06**

SOP Title: *Extraction of Poly and Perfluoroalkyl Substances from Environmental Matrices*

Sample Size: 250 ml

SIS and LCS/MS Compounds: Defined in Table 2.

Deviations:
- Do not split samples post extract, PIV adjusted to compensate for removal of split.

Comments:
- All waters will be pre-screened per draft SOP 5-370-07.

Table 2: SIS and LCS/MS Spiking Level

Standard Type	Standard Contents	Spike Amount (ng)	Volume (uL)	Comment
PFAS - DoD Low Level Labelled Extracted Internal Standards (SIS)	JY28 SIS	~ 0.250 ng	50 uL	NA

Standard Type	Standard Contents		Spike Amount (ng)	Volume (uL)	Comment
PFAS - DoD Second Source LCS/MS Solution	JZ88	LCS/MS	~ 7.5 ng	150 uL	MS/MSD only - vary spike by batch 100, 150, 200, 250, 300 µL (pre-screening data will indicate if background sample is high level and needs a higher level fortification).
PFAS - DoD Second Source LCS/MS Solution	JZ88	LCS/MS	~ 2.50 ng	50 uL	LCS sample only - vary spike for each batch 50, 100, and 150 µL.

2.1.3.2 Cleanup

None.

RIS spiking levels are presented in Table 3.

Extract PIV (uL): 1000

Table 3: RIS Spiking Level

Standard Type	Standard Contents		Spike Amount (ng)	Volume (uL)	Comment
PFAS - DoD Internal Standard Spiking Solution	JY26	RIS	~ 0.250 ng	50 uL	NA

2.1.4 Instrumental Analysis

The list of analytes along with data quality criteria are presented in Attachment 2.

1) SOP_No-Rev: **5-369-06**

SOP_Title: *Analysis of Perfluoroalkyl Substances in Environmental Samples by Liquid Chromatography and Tandem Mass Spectrometry (LC-MS/MS)*

Deviations: None

Comments: None

BATTELLE
It can be done

WORK/QUALITY ASSURANCE PROJECT PLAN

2.2. DELIVERABLES

Deliverables Due:	10/19/2018
LIMS Reports:	*No*
Histograms:	*No*
Excel Tables:	*Yes*
EICs:	*No*
Chromatograms:	*No*
EDDs:	*Yes*
Comments:	• Individual data sets will be due 28 days after receipt of each sample set. • Full Level 4 data package (QSM 5.1 Table B-15 compliant) required. • SEDD file required. • weekly updates to client on status required.

3.0 QUALITY

The Method Quality Objectives are defined in Attachment 3.

4.0 ORGANIZATION AND COMMUNICATION

4.1 ORGANIZATION

The project team is defined in Table 4. Supervisors may make substitutions with Project Manager concurrence.

Table 4: Project Team and Roles

Staff Member	Role	Comment
Jonathan R. Thorn	Project Manager	NA
Stephanie A. Schultz	Sample Preparation	NA
Denise M. Schumitz	LC-MS/MS Analysis	NA
Matt D. Schumitz	Sample Custody	NA
Carla R. Devine	Quality Control Officer	NA
Zachary J. Willenberg	Quality Assurance Officer	NA

4.2 COMMUNICATION

A kick-off meeting will be held to discuss project scope and goals.

5.0 SCHEDULE

The project schedule is presented in Table 5.

Table 5. Schedule of Laboratory Activities

Activity:	Start Date:	End Date:	TAT (days):	Comment:
Sample Receipt	09/21/2018	09/21/2018	0	Timeline provided is an example based on samples arriving on 9/21. Schedule will shift for each delivery.
Sample Preparation	09/21/2018	09/25/2018	4	NA
Instrument Analysis	09/25/2018	10/05/2018	10	NA
Quality Control Review	10/05/2018	10/10/2018	5	NA
Quality Assurance Review	10/10/2018	10/15/2018	5	NA

6.0 BUDGET

The labor budget for the analytical task is presented in Table 6.

Table 6. Labor Budget (Laboratory Analytical Task)

Labor Activity:	Hours/ Batch:	Batches:	Total Hours:	Comment:
Sample Receipt	2	10	20	Hours are based on batches of 20 samples.
Sample Preparation	8	10	80	NA
Instrument Analysis	8	10	80	NA
Quality Control Review	3	10	30	NA
Quality Assurance Review	1	10	10	NA

7.0 STAFF DEVELOPMENT

None anticipated

BATTELLE
It can be done

WORK/QUALITY ASSURANCE PROJECT PLAN

Attachment 1: Target Samples

Shipment: **SHP-180921-01**

Status: Pending

Description: NBVC Basewide SI

Range: J8210-J8277

Comment: NA

No:	BDO Id:	Client Sample ID:	Collection Date:	Matrix:	Storage Facility:	Location:	No:	Comments:
1	J8210	VC-PM3009-DW01-0918	09/17/2018 3:10 pm	GW	R0119 (NA)			
2	J8211	VC-PM3009-DW02-0918	09/17/2018 4:23 pm	GW	R0119 (NA)			
3	J8212	VC-PM3009-DW02P-0918	09/17/2018 4:27 pm	GW	R0119 (NA)			
4	J8213	VC-PM3009-DW03-0918	09/17/2018 4:38 pm	GW	R0119 (NA)			
5	J8214	VC-PM372-DW01-0918	09/18/2018 10:07 am	GW	R0119 (NA)			
6	J8215	VC-PM372-DW02-0918	09/18/2018 9:25 am	GW	R0119 (NA)			
7	J8216	VC-PM372-DW02P-0918	09/18/2018 9:27 am	GW	R0119 (NA)			
8	J8217	VC-PM372-DW03-0918	09/18/2018 11:49 am	GW	R0119 (NA)			
9	J8241	VC-PM649-DW01-0918	09/18/2018 12:50 pm	GW	R0119 (NA)			
10	J8242	VC-PM649-DW01P-0918	09/18/2018 12:55 pm	GW	R0119 (NA)			
11	J8243	VC-PM649-DW02-0918	09/18/2018 3:35 pm	GW	R0119 (NA)			
12	J8244	VC-PM649-DW03-0918	09/18/2018 2:02 pm	GW	R0119 (NA)			
13	J8245	VC-PM649-DW04-0918	09/18/2018 2:02 pm	GW	R0119 (NA)			
14	J8246	FDT-AQ-FB01-0918	09/18/2018 1:30 pm	AQ	R0119 (NA)			
15	J8247	FDT-AQ-EB01-0918	09/18/2018 1:40 pm	AQ	R0119 (NA)			
16	J8259	VC-PM365-DW01-0919	09/19/2018 11:10 am	GW	R0119 (NA)			
17	J8260	VC-PM365-DW02-0919	09/19/2018 12:10 pm	GW	R0119 (NA)			
18	J8261	VC-PM365-DW02P-0919	09/19/2018 12:18 pm	GW	R0119 (NA)			
19	J8262	VC-PM365-DW03-0919	09/19/2018 11:10 am	GW	R0119 (NA)			
20	J8272	VC-PM553-DW01-0919	09/19/2018 2:30 pm	GW	R0119 (NA)			
21	J8273	VC-PM553-DW01P-0919	09/19/2018 2:45 pm	GW	R0119 (NA)			
22	J8274	VC-PM553-DW02-0919	09/19/2018 3:15 pm	GW	R0119 (NA)			
23	J8275	VC-PM553-DW03-0919	09/19/2018 12:06 pm	GW	R0119 (NA)			
24	J8276	FDT-SO-FB02-0919	09/19/2018 2:35 pm	AQ	R0119 (NA)			
25	J8277	FDT-SO-EB02-0919	09/19/2018 2:30 pm	AQ	R0119 (NA)			

Shipment: **SHP-180925-02**

Status: Pending

Description: NBVC Basewide SI

Range: J8285-J8337

Comment: NA

No:	BDO Id:	Client Sample ID:	Collection Date:	Matrix:	Storage Facility:	Location:	No:	Comments:
1	J8285	VC-CS94-DW01-0918	09/21/2018 10:54 am	GW	R0119 (NA)			
2	J8286	VC-CS94-DW01P-0918	09/21/2018 10:58 am	GW	R0119 (NA)			
3	J8287	VC-CS94-DW02-0918	09/21/2018 11:50 am	GW	R0119 (NA)			
4	J8288	VC-CS94-DW03-0918	09/21/2018 11:08 am	GW	R0119 (NA)			
5	J8289	VC-CS94-DW04-0918	09/21/2018 12:14 pm	GW	R0119 (NA)			
6	J8290	VC-CS94-DW05-0918	09/21/2018 12:23 pm	GW	R0119 (NA)			
7	J8308	FDT-SO-FB04-092118	09/21/2018 2:20 pm	AQ	R0119 (NA)			

BATTELLE
It can be done

WORK/QUALITY ASSURANCE PROJECT PLAN

Shipment: **SHP-180925-02**

Status: Pending

Description: NBVC Basewide SI

Range: J8285-J8337

Comment: NA

No:	BDO Id:	Client Sample ID:	Collection Date:	Matrix:	Storage Facility:	Location:	No:	Comments:
8	J8309	FDT-SO-EB04-092118	09/21/2018 2:20 pm	AQ	R0119 (NA)			
9	J8319	VC-PM323-324-DW01-0918	09/20/2018 2:38 pm	GW	R0119 (NA)			
10	J8320	VC-PM323-324-DW01P-0918	09/20/2018 2:45 pm	GW	R0119 (NA)			
11	J8321	VC-PM323-324-DW02-0918	09/20/2018 11:41 am	GW	R0119 (NA)			
12	J8322	VC-PM323-324-DW03-0918	09/20/2018 10:35 am	GW	R0119 (NA)			
13	J8323	FDT-AQ-FB03-092018	09/21/2018 8:00 am	AQ	R0119 (NA)			
14	J8324	FDT-AQ-EB03-092018	09/21/2018 8:00 am	AQ	R0119 (NA)			
15	J8330	VC-PM323-DW02-0918	09/20/2018 3:13 pm	GW	R0119 (NA)			
16	J8331	VC-PM323-DW02P-0918	09/20/2018 4:02 pm	GW	R0119 (NA)			
17	J8337	VC-PM324-DW02-0918	09/20/2018 2:00 pm	GW	R0119 (NA)			

BATTELLE
It can be done

WORK/QUALITY ASSURANCE PROJECT PLAN

Attachment 2: Test Codes

Project Test Code Name:	Master_369
SOP Reference:	5-369 - Analysis of Perfluoroalkyl Substances in Environmental Samples by Liquid Chromatography and Tandem Mass Spectrometry (LC-MS/MS)
Description:	PFAS by DoD QSM 5.1 Table B-15
Matrix:	L - Liquid Samples, like water or sea water, prepared and anlyzed under the same class of detection limits.
Detection Limit Study:	5-369
Instrument:	LC-MS/MS
MQO Criteria	Universal_LC
Standard Report:	Standard Result Report

Method Specific Reporting				Holding Times (days)		Data Flags	
Result Units:	ng/L	***Unit Conversion:***	(none)	***Sample:***	14	***DL_Flag:***	U
Weight Basis:	LIQUID	***Result Format:***	Fixed Digits	***Frozen:***	14	***RL_Flag:***	J
Standard Basis:	SIS	***# of Figures/Digits:***	2	***Extract:***	28	***PB_Flag:***	B
Oil Weight Basis:	No	***Oil Weight Source:***	Oil Weight			***DIL_Flag:***	D
U-Value Substition:	U-Flag=MD	***Histograms:***	No			***HT_Flag:***	T
ECD_Reporting:	No						

No:	Analyte:	Report Name:	Type	RIS	SIS	Hidden:	Graph:
1	Perfluoro-n-hexanoic acid	PFHxA	T		13C5-PFHxA	No	No
2	Perfluoro-n-heptanoic Acid	PFHpA	T		13C4-PFHpA	No	No
3	Perfluoro-n-octanoic Acid	PFOA	T		13C8-PFOA	No	No
4	Perfluorononanoic Acid	PFNA	T		13C9-PFNA	No	No
5	Perfluoro-n-decanoic Acid	PFDA	T		13C6-PFDA	No	No
6	Perfluoro-n-undecanoic acid	PFUnA	T		13C7-PFUnA	No	No
7	Perfluoro-n-dodecanoic acid	PFDoA	T		13C2-PFDoA	No	No
8	Perfluoro-n-tridecanoic acid	PFTrDA	T		13C2-PFTeDA	No	No
9	Perfluoro-n-tetradecanoic acid	PFTeDA	T		13C2-PFTeDA	No	No
10	N-methylperfluoro-1-octanesulfonamidoacetic acid	NMeFOSAA	T		d3-MeFOSAA	No	No
11	N-ethylperfluoro-octanesulfonamidoacetic acid	NEtFOSAA	T		d5-EtFOSAA	No	No
12	Perfluoro-1-butanesulfonate	PFBS	T		13C3-PFBS	No	No
13	Perfluoro-1-hexanesulfonate	PFHxS	T		13C3-PFHxS	No	No
14	Perfluoro-1-octanesulfonate	PFOS	T		13C8-PFOS	No	No
1	13C5-PFHxA	13C5-PFHxA	SIS	13C2-PFOA		No	No
2	13C4-PFHpA	13C4-PFHpA	SIS	13C2-PFOA		No	No
3	13C8-PFOA	13C8-PFOA	SIS	13C2-PFOA		No	No
4	13C9-PFNA	13C9-PFNA	SIS	13C2-PFOA		No	No

BATTELLE
It can be done

WORK/QUALITY ASSURANCE PROJECT PLAN

Attachment 2: Test Codes

Project Test Code Name: Master_369

No:	Analyte:	Report Name:	Type	RIS	SIS	Hidden:	Graph:
5	13C6-PFDA	13C6-PFDA	SIS	13C2-PFDA		No	No
6	13C7-PFUnA	13C7-PFUnA	SIS	13C2-PFDA		No	No
7	13C2-PFDoA	13C2-PFDoA	SIS	13C2-PFDA		No	No
8	13C2-PFTeDA	13C2-PFTeDA	SIS	13C2-PFDA		No	No
9	d3-MeFOSAA	d3-MeFOSAA	SIS	13C4-PFOS		No	No
10	d5-EtFOSAA	d5-EtFOSAA	SIS	13C4-PFOS		No	No
11	13C3-PFBS	13C3-PFBS	SIS	13C4-PFOS		No	No
12	13C3-PFHxS	13C3-PFHxS	SIS	13C4-PFOS		No	No
13	13C8-PFOS	13C8-PFOS	SIS	13C4-PFOS		No	No

Total Analytes: 27

Subtract Peaks:

None

Sum Peaks:

None

BATTELLE
It can be done

WORK/QUALITY ASSURANCE PROJECT PLAN

Attachment 2: Test Codes

Project Test Code Name: Master_369

ICAL Acceptance Criteria:

Curve Fit:	Limit Mean(%):	Mean Qual:	Limit Ind.:	Ind. Qual:	Min Points:	Points Qual:	Comments:
Linear	NA	NA	0.99	N	5	N	y = Bx + C
Quadratic	NA	NA	0.99	N	6	N	y = Ax^2 + Bx + C

Continuing Calibration Verification Criteria:

CCV Name: 5-369

Frequency Hrs:		Mean PD(%):		Individual PD(%):		RIS/SIS RT Window (min):		Area Limit Low(%):	Area Limit High(%):		Comment:
12	(N)	30	(N)	30	(N)	0.04	(N)	-50	100	(N)	NA

Independent Calibration Verification:

ICC Name: 5-369

Mean PD Limit(%):		Ind. PD Limit(%):		RIS/SIS Window Limit (Secs):		Area Limit High(%):	Area Limit Low(%):		Comment:
30	(N)	30	(N)	0.04	(N)	-50	100	(N)	NA

Mass Discrimination Criteria:

None

Degredation Check Criteria:

None

BATTELLE
It can be done

WORK/QUALITY ASSURANCE PROJECT PLAN

Attachment 3: Method Quality Objectives

MQO Application	***Universal_LC***		
MQO:	**Acceptance Criteria**	**Qual:**	**Corrective Action:**
Procedural Blank	Samples must be greater than five times the blank concentration (>5xPB).	B	Review with Project Manager; re-analyze or justify results in project records.
PB Measurement Quality Objective	Organic results in the Procedural Blank are less than 1/2 times the LOQ (<1/2xLOQ)	N	Review with Project Manager; re-analyze or justify results in project records.
Laboratory Control Sample	Recovery values 70-130%.	N	Review with project manager; re-analyze or justify reporting the results in project records.
Matrix Spike / Matrix Spike Duplicate Recovery	Organics 70-130%. Analyte concentration in MS/MSD must be greater than five times reported background concentration.	N	Review with Project Manager; re-analyze or justify reporting results in the project records.
	Organics Results in the Target is less than 5 times the Original	n	
Matrix Spike/Spike Duplicate Precision	Organics results less than 30% Relative Percent Difference (RPD). Analyte concentration in MS/MSD must be greater than five times reported background concentration.	N	Review with Project Manager; re-analyze or justify reporting results in the project records.
	Organics Results in the Target is less than 5 times the Original	n	
Standard Reference Material Accuracy	Organics Percent Difference less than 30% from a range of certified values on average. Analyte concentration must be greater than five times the Method Detection Limit (>5xMDL).	N	Review with Project Manager; re-analyze or justify reporting results in the project records.
	Organics Results in the Target is less than 5 times the MDL	n	
Analytical Duplicate Precision	Organics results less than 30% Relative Percent Difference (RPD). Analyte concentration must be > 5x MDL.	N	Review with Project Manager; re-analyze or justify reporting results in the project records.
	Organics Results in the Original is less than 5 times the MDL	n	

BATTELLE
It can be done

WORK/QUALITY ASSURANCE PROJECT PLAN

Attachment 3: Method Quality Objectives

MQO Application	***Universal_LC***		
MQO:	**Acceptance Criteria**	**Qual:**	**Corrective Action:**
Analytical Triplicate Precision	Organics results less than 30% Relative Standard Deviation (RSD). Analyte concentration must be > 5x MDL.	N	Review with Project Manager; re-analyze or justify reporting results in the project records.
	Organics Results in the Original is less than 5 times the MDL	n	
Surrogate Compound Recovery	Recovery results between 50% and 150%.	N	Review with Project Manager; re-analyze or justify reporting results in the project records.
Control Oil	RPD < 30% for at least 90% of analytes	N	Results examined by project manager, task leader, or subcontractor lab manager. Reextraction, reanalysis, or justification documented.
Instrument Calibration	5-369-6: R-squared greater than or equal to 0.990		Results examined by project manager, task leader, or subcontractor lab manager. Reextraction, reanalysis, or justification documented.
Independent Calibration Check Solution	5-369-6: Individual PD less than or equal to 30%. Mean Percent Difference less than or equal to 30%.	N	Review with Project Manager; re-analyze or justify in project records.
Continuing Calibration Verification	5-369-6: Individual PD less than or equal to 30%. Mean Percent Difference less than or equal to 30%.	N	Review with Project Manager; re-analyze or justify in project records.

BATTELLE
It can be done

ShpNo SHP-180921-01

Battelle Project No: 0110125-01

Sample Receipt Form

Approved: ☐ **Authorized** ☐

Project Number: 695803 **Client:** CH2M

Received by: Schumitz, Matt **Date/Time Received:** Friday, September 21, 2018 10:00 AM

No. of Shipping Containers: 3

SHIPMENT

Method of Delivery: Commercial Carrier **Tracking Number:** 7828 5914 8695 (Master)

COC Forms: ☑ **Shipped with samples** ☐ **No Forms**

Cooler(s)/Box(es)

Cntr	Type	Tracking No.	Seal	Seal	Container	Therm.	Temp C	Smps
1 of 3	Cooler	7828 5914 8695	Custody Seals	Intact	Intact	Therm_1	0.1	13
2 of 3	Cooler	7828 5914 8700	Custody Seals	Intact	Intact	Therm_1	0.9	27
3 of 3	Cooler	7828 5914 8710	Custody Seals	Intact	Intact	Therm_1	0.3	37

Samples

Sample Labels:
☑ Sample labels agree with COC forms
☐ Discrepancies (see Sample Custody Corrective Action Form)

Container Seals:
☐ Tape ☐ Custody Seals ☐ Other Seals (See sample Log)
☑ Seals intact for each shipping container
☐ Seals broken (See sample log for impacted samples)

Condition of Samples:
☑ Sample containers intact
☐ Sample containers broken/leaking (See Custody Corrective Action Form)

Temperature upon receipt (°C): 0.9 Temperature Blank used ☑ Yes ☐ No
(Note: If temperature upon receipt differs from required conditions, see sample log comment field)

Samples Acidified: ☐ Yes ☐ No ☑ Unknown

Initial pH 5-9?: ☐ Yes ☐ No ☑ NA
If no, individual sample adjustments on the Auxiliary Sample Receipt Form

Total Residual Chlorine Present?: ☐ Yes ☐ No ☑ NA
If yes, individual sample adjustments on the Auxiliary Sample Receipt Form

Head Space <1% in samples for water VOC analysis: ☐ Yes ☐ No ☑ NA
Individual sample deviations noted on sample log

Samples Containers:
Samples returned in PC-grade jars: ☐ Yes ☐ No ☑ Unknown /Lot No.: Unknown

Storage Location: Custody: Refrigerator - R0119 (NA) **BDO IDs Assigned:** J8201 - J8277

Samples logged in by: Schumitz, Matt **Date/Time:** 09/21/2018 10:00 AM

Approved By: Fitch, Ellyn **Approved On:** 9/28/2018 10:18:00 AM

Authorized By: **Authorized On:**

BATTELLE
It can be done

ShpNo SHP-180921-01

Battelle Project No: 0110125-01

Sample Receipt Form Details

Approved: ☐ **Authorized** ☐

Project Number: 695803 **Client:** CH2M

Received by: Schumitz, Matt **Date/Time Received:** Friday, September 21, 2018 10:00 AM

No. of Shipping Containers: 3

BDO Id:	Client Sample ID:	Collection Date:	Login Date:	Ctrs:	Matrix:	Temp:	pH:	TRC:	VOC:	Stored In:	Loc:	No:	Comments:
J8201	VC-PM3009-SS01-000H	09/17/18 14:15	09/20/18 15:38	1	SS	0.3	NA	NA	NA	R0119 (NA)			
J8202	VC-PM3009-SB01-0102	09/17/18 14:15	09/20/18 15:38	1	SB	0.3	NA	NA	NA	R0119 (NA)			
J8203	VC-PM3009-SB01-0506	09/17/18 14:15	09/20/18 15:39	1	SB	0.3	NA	NA	NA	R0119 (NA)			
J8204	VC-PM3009-SS02-000H	09/17/18 15:12	09/20/18 15:39	1	SS	0.3	NA	NA	NA	R0119 (NA)			
J8205	VC-PM3009-SB02-0102	09/17/18 15:13	09/20/18 15:39	1	SB	0.3	NA	NA	NA	R0119 (NA)			
J8206	VC-PM3009-SB02-0506	09/17/18 15:15	09/20/18 15:40	1	SB	0.3	NA	NA	NA	R0119 (NA)			
J8207	VC-PM3009-SS03-000H	09/17/18 16:16	09/20/18 15:40	1	SS	0.9	NA	NA	NA	R0119 (NA)			
J8208	VC-PM3009-SB03-0102	09/17/18 16:17	09/20/18 15:40	1	SB	0.9	NA	NA	NA	R0119 (NA)			
J8209	VC-PM3009-SB03-0506	09/17/18 16:18	09/20/18 15:41	1	SB	0.9	NA	NA	NA	R0119 (NA)			
J8210	VC-PM3009-DW01-0918	09/17/18 15:10	09/20/18 15:54	2	GW	0.3	NA	NA	NA	R0119 (NA)			
J8211	VC-PM3009-DW02-0918	09/17/18 16:23	09/20/18 15:54	2	GW	0.9	NA	NA	NA	R0119 (NA)			
J8212	VC-PM3009-DW02P-0918	09/17/18 16:27	09/20/18 15:55	2	GW	0.9	NA	NA	NA	R0119 (NA)			
J8213	VC-PM3009-DW03-0918	09/17/18 16:38	09/20/18 15:55	2	GW	0.1	NA	NA	NA	R0119 (NA)			
J8214	VC-PM372-DW01-0918	09/18/18 10:07	09/20/18 15:56	2	GW	0.1	NA	NA	NA	R0119 (NA)			
J8215	VC-PM372-DW02-0918	09/18/18 9:25	09/20/18 15:57	2	GW	0.1	NA	NA	NA	R0119 (NA)			
J8216	VC-PM372-DW02P-0918	09/18/18 9:27	09/20/18 15:57	2	GW	0.1	NA	NA	NA	R0119 (NA)			
J8217	VC-PM372-DW03-0918	09/18/18 11:49	09/20/18 15:57	2	GW	0.1	NA	NA	NA	R0119 (NA)			
J8218	VC-PM372-SS01-000H	09/18/18 9:36	09/20/18 15:58	1	SS	0.3	NA	NA	NA	R0119 (NA)			
J8219	VC-PM372-SB01-0102	09/18/18 9:37	09/20/18 16:00	1	SB	0.3	NA	NA	NA	R0119 (NA)			
J8220	VC-PM372-SB01-0506	09/18/18 9:43	09/20/18 16:00	1	SB	0.3	NA	NA	NA	R0119 (NA)			
J8221	VC-PM372-SS02-000H	09/18/18 8:57	09/20/18 16:00	1	SS	0.3	NA	NA	NA	R0119 (NA)			
J8222	VC-PM372-SB02-0102	09/18/18 9:03	09/20/18 16:01	1	SB	0.3	NA	NA	NA	R0119 (NA)			
J8223	VC-PM372-SB02-0506	09/18/18 9:06	09/20/18 16:01	1	SB	0.3	NA	NA	NA	R0119 (NA)			
J8224	VC-PM372-SS03-000H	09/18/18 10:46	09/20/18 16:01	1	SS	0.9	NA	NA	NA	R0119 (NA)			
J8225	VC-PM372-SB03-0102	09/18/18 10:47	09/20/18 16:02	1	SB	0.9	NA	NA	NA	R0119 (NA)			
J8226	VC-PM372-SB03-0506	09/18/18 10:49	09/20/18 16:02	1	SB	0.9	NA	NA	NA	R0119 (NA)			
J8227	VC-PM372-SS02-000H-MS	09/18/18 9:06	09/20/18 16:02	1	SS	0.9	NA	NA	NA	R0119 (NA)			
J8228	VC-PM372-SS02-000H-SD	09/18/18 9:06	09/20/18 16:03	1	SS	0.9	NA	NA	NA	R0119 (NA)			

BATTELLE
It can be done

ShpNo SHP-180921-01

Battelle Project No: 0110125-01

Sample Receipt Form Details

Approved: ☐ **Authorized** ☐

Project Number: 695803 **Client:** CH2M

Received by: Schumitz, Matt **Date/Time Received:** Friday, September 21, 2018 10:00 AM

No. of Shipping Containers: 3

BDO Id:	Client Sample ID:	Collection Date:	Login Date:	Ctrs:	Matrix:	Temp:	pH:	TRC:	VOC:	Stored In:	Loc:	No:	Comments:
J8229	VC-PM649-SS01-000H	09/18/18 11:30	09/20/18 16:04	1	SS	0.3	NA	NA	NA	R0119 (NA)			
J8230	VC-PM649-SB01-0102	09/18/18 11:35	09/20/18 16:09	1	SB	0.3	NA	NA	NA	R0119 (NA)			
J8231	VC-PM649-SB01-0506	09/18/18 11:40	09/20/18 16:10	1	SB	0.3	NA	NA	NA	R0119 (NA)			
J8232	VC-PM649-SS02-000H	09/18/18 14:25	09/20/18 16:10	1	SS	0.3	NA	NA	NA	R0119 (NA)			
J8233	VC-PM649-SB02-0102	09/18/18 14:29	09/20/18 16:10	1	SB	0.3	NA	NA	NA	R0119 (NA)			
J8234	VC-PM649-SB02-0506	09/18/18 14:30	09/20/18 16:10	1	SB	0.3	NA	NA	NA	R0119 (NA)			
J8235	VC-PM649-SS03-000H	09/18/18 13:00	09/20/18 16:11	1	SS	0.3	NA	NA	NA	R0119 (NA)			
J8236	VC-PM649-SB03-0102	09/18/18 13:12	09/20/18 16:11	1	SB	0.3	NA	NA	NA	R0119 (NA)			
J8237	VC-PM649-SB03-0506	09/18/18 13:20	09/20/18 16:11	1	SB	0.3	NA	NA	NA	R0119 (NA)			
J8238	VC-PM649-SS04-000H	09/18/18 13:15	09/20/18 16:11	1	SS	0.3	NA	NA	NA	R0119 (NA)			
J8239	VC-PM649-SB04-0102	09/18/18 13:27	09/20/18 16:12	1	SB	0.3	NA	NA	NA	R0119 (NA)			
J8240	VC-PM649-SB04-0506	09/18/18 13:40	09/20/18 16:12	1	SB	0.3	NA	NA	NA	R0119 (NA)			
J8241	VC-PM649-DW01-0918	09/18/18 12:50	09/20/18 16:13	2	GW	0.1	NA	NA	NA	R0119 (NA)			
J8242	VC-PM649-DW01P-0918	09/18/18 12:55	09/20/18 16:14	2	GW	0.1	NA	NA	NA	R0119 (NA)			
J8243	VC-PM649-DW02-0918	09/18/18 15:35	09/20/18 16:14	2	GW	0.1	NA	NA	NA	R0119 (NA)			
J8244	VC-PM649-DW03-0918	09/18/18 14:02	09/20/18 16:14	2	GW	0.1	NA	NA	NA	R0119 (NA)			
J8245	VC-PM649-DW04-0918	09/18/18 14:02	09/20/18 16:14	2	GW	0.1	NA	NA	NA	R0119 (NA)			
J8246	VC-AQ-FB01-0918	09/18/18 13:30	09/20/18 16:15	2	AQ	0.1	NA	NA	NA	R0119 (NA)			
J8247	VC-AQ-EB01-0918	09/18/18 13:40	09/20/18 16:15	2	AQ	0.1	NA	NA	NA	R0119 (NA)			
J8248	VC-PM365-SS01-000H	09/19/18 10:28	09/20/18 16:16	1	SS	0.3	NA	NA	NA	R0119 (NA)			
J8249	VC-PM365-SB01-0102	09/19/18 10:30	09/20/18 16:16	1	SB	0.3	NA	NA	NA	R0119 (NA)			
J8250	VC-PM365-SB01-0506	09/19/18 10:37	09/20/18 16:17	1	SB	0.3	NA	NA	NA	R0119 (NA)			
J8251	VC-PM365-SS02-000H	09/19/18 11:30	09/20/18 16:17	1	SS	0.9	NA	NA	NA	R0119 (NA)			
J8252	VC-PM365-SB02-0102	09/19/18 11:32	09/20/18 16:17	1	SB	0.9	NA	NA	NA	R0119 (NA)			
J8253	VC-PM365-SB02-0506	09/19/18 11:40	09/20/18 16:18	1	SB	0.9	NA	NA	NA	R0119 (NA)			
J8254	VC-PM365-SS03-000H	09/19/18 10:26	09/20/18 16:18	1	SS	0.3	NA	NA	NA	R0119 (NA)			
J8255	VC-PM365-SB03-0102	09/19/18 10:27	09/20/18 16:18	1	SB	0.3	NA	NA	NA	R0119 (NA)			
J8256	VC-PM365-SB03-0506	09/19/18 10:32	09/20/18 16:19	1	SB	0.3	NA	NA	NA	R0119 (NA)			

BATTELLE
It can be done

ShpNo SHP-180921-01

Battelle Project No: 0110125-01

Sample Receipt Form Details

Approved: ☐ **Authorized** ☐

Project Number: 695803 **Client:** CH2M

Received by: Schumitz, Matt **Date/Time Received:** Friday, September 21, 2018 10:00 AM

No. of Shipping Containers: 3

BDO Id:	Client Sample ID:	Collection Date:	Login Date:	Ctrs:	Matrix:	Temp:	pH:	TRC:	VOC:	Stored In:	Loc:	No:	Comments:
J8257	VC-PM365-SB02-0102-MS	09/19/18 11:32	09/20/18 16:19	1	SB	0.9	NA	NA	NA	R0119 (NA)			
J8258	VC-PM365-SB02-0102-MSD	09/19/18 11:32	09/20/18 16:20	1	SB	0.9	NA	NA	NA	R0119 (NA)			
J8259	VC-PM365-DW01-0918	09/19/18 11:10	09/20/18 16:20	2	GW	0.9	NA	NA	NA	R0119 (NA)			
J8260	VC-PM365-DW02-0918	09/19/18 12:10	09/20/18 16:21	2	GW	0.9	NA	NA	NA	R0119 (NA)			
J8261	VC-PM365-DW02P-0918	09/19/18 12:18	09/20/18 16:21	2	GW	0.9	NA	NA	NA	R0119 (NA)			
J8262	VC-PM365-DW03-0918	09/19/18 11:10	09/20/18 16:22	2	GW	0.9	NA	NA	NA	R0119 (NA)			
J8263	VC-PM553-SS01-000H	09/19/18 13:50	09/20/18 16:22	1	SS	0.3	NA	NA	NA	R0119 (NA)			
J8264	VC-PM553-SB01-0102	09/19/18 13:53	09/20/18 16:23	1	SB	0.3	NA	NA	NA	R0119 (NA)			
J8265	VC-PM553-SB01-0506	09/19/18 13:59	09/20/18 16:23	1	SB	0.3	NA	NA	NA	R0119 (NA)			
J8266	VC-PM553-SS02-000H	09/19/18 14:40	09/20/18 16:23	1	SS	0.9	NA	NA	NA	R0119 (NA)			
J8267	VC-PM553-SB02-0102	09/19/18 14:42	09/20/18 16:24	1	SB	0.9	NA	NA	NA	R0119 (NA)			
J8268	VC-PM553-SB02-0506	09/19/18 14:50	09/20/18 16:24	1	SB	0.9	NA	NA	NA	R0119 (NA)			
J8269	VC-PM553-SS03-000H	09/19/18 11:30	09/20/18 16:24	1	SS	0.3	NA	NA	NA	R0119 (NA)			
J8270	VC-PM553-SB03-0102	09/19/18 11:34	09/20/18 16:24	1	SB	0.3	NA	NA	NA	R0119 (NA)			
J8271	VC-PM553-SB03-0506	09/19/18 11:42	09/20/18 16:25	1	SB	0.3	NA	NA	NA	R0119 (NA)			
J8272	VC-PM553-DW01-0918	09/19/18 14:30	09/20/18 16:26	2	GW	0.9	NA	NA	NA	R0119 (NA)			
J8273	VC-PM553-DW01P-0918	09/19/18 14:45	09/20/18 16:26	2	GW	0.9	NA	NA	NA	R0119 (NA)			
J8274	VC-PM553-DW02-0918	09/19/18 15:15	09/20/18 16:27	2	GW	0.9	NA	NA	NA	R0119 (NA)			
J8275	VC-PM553-DW03-0918	09/19/18 12:06	09/20/18 16:28	2	GW	0.1	NA	NA	NA	R0119 (NA)			
J8276	VC-SO-FB02-0918	09/19/18 14:35	09/20/18 16:29	2	AQ	0.9	NA	NA	NA	R0119 (NA)			
J8277	VC-SO-EB02-0918	09/19/18 14:30	09/20/18 16:30	2	AQ	0.9	NA	NA	NA	R0119 (NA)			

Total Samples: 77

MEMORANDUM CH2MHILL

Corrections to COCs

TO: Jonathan Thorn, Battelle

COPIES: File
Laboratory Package SDG: SHP 180921-01

FROM: Tiffany Hill
Project Chemist

DATE: September 24, 2018

This memo is to document corrections made to entries on the Chains of Custody (COC) and Logins for NB Ventura County, CTO-4164.

The corrections include changes to the sample IDs on the COC and Login:

Sample ID on Login	Correct Sample ID	Date Collected	Time Collected	SDG
FDT-AQ-FB01-0918	VC-AQ-FB01-0918	9/18/18	13:30	SHP-180921
FDT-AQ-EB01-0918	VC-AQ-EB01-0918	9/18/18	13:40	SHP-180921
FDT-SO-FB02-0918	VC-SO-FB02-0918	9/19/18	14:35	SHP-180921
FDT-SO-EB02-0918	VC-SO-EB02-0918	9/19/18	14:30	SHP-180921
VC-PM3009-SS02-OOOH	VC-PM3009-SS02-000H	9/17/18	15:12	SHP-180921
VC-PM3009-SB02-O102	VC-PM3009-SB02-0102	9/17/18	15:13	SHP-180921
VC-PM3009-SB02-O506	VC-PM3009-SB02-0506	9/17/18	15:15	SHP-180921
VC-PM3009-SS03-O00H	VC-PM3009-SS03-000H	9/17/18	16:16	SHP-180921
VC-PM3009-SB03-O102	VC-PM3009-SB03-0102	9/17/18	16:17	SHP-180921
VC-PM3009-SB03-O506	VC-PM3009-SB03-0506	9/17/18	16:18	SHP-180921
VC-PM3009-DW01-0919	VC-PM3009-DW01-0918	9/17/18	15:10	SHP-180921
VC-PM3009-DW02-0919	VC-PM3009-DW02-0918	9/17/18	16:23	SHP-180921
VC-PM3009-DW02P-0919	VC-PM3009-DW02P-0918	9/17/18	16:27	SHP-180921
VC-PM365-DW01-0919	VC-PM365-DW01-0918	9/19/18	11:10	SHP-180921
VC-PM365-DW02-0919	VC-PM365-DW02-0918	9/19/18	12:10	SHP-180921
VC-PM365-DW02P-0919	VC-PM365-DW02P-0918	9/19/18	12:18	SHP-180921

VC-PM365-DW03-0919	VC-PM365-DW03-0918	9/19/18	11:10	SHP-180921
VC-PM553-DW01-0919	VC-PM553-DW01-0918	9/19/18	14:30	SHP-180921
VC-PM553-DW01P-0919	VC-PM553-DW01P-0918	9/19/18	14:45	SHP-180921
VC-PM553-DW02-0919	VC-PM553-DW02-0918	9/19/18	15:15	SHP-180921
VC-PM553-DW03-0919	VC-PM553-DW03-0918	9/19/18	12:06	SHP-180921

BATTELLE It can be done

Chain-of-Custody

Client Contact Information	Project Manager: Eric Davis	Sampling Site: ~~Hangar~~ PM 3009	Site Information:
Tiffany Hill 1100 NE Circle Blvd, Suite 300 Corvallis, OR 97330	Sampler Information (print name): Victoria Kilbert Phone: (724) 977-3628 Email: victoria.kilbert@jacobs.com Turnaround Time (TAT) Requested:	Preservative: NA	COC # 1
Project Name: NBVC Basewide SI Project No.: 695803	Normal X Priority RUSH Time Zone: PST	Analysis: PFAS by Method 537 Mod	Page# 1 of 12

Sample Identification	Sample Date	Sample Time	Sample Type	Matrix	Total # of Cont.	PFAS by Method 537 Mod
VC-PM3009-SS01-000H J8201	09.17.18	14:15	Grab	SS	1	X
VC-PM3009-SB01-0102 02	09.17.18	14:15	Grab	SB	1	X
VC-PM3009-SB01-0506 03	09.17.18	14:15	Grab	SB	1	X
VC-PM3009-SS02-000H 04	09.17.18	15:12	Grab	SS	1	X
VC-PM3009-SB02-0102 05	09.17.18	15:13	Grab	SB	1	X
VC-PM3009-SB02-0506 06	09.17.18	15:15	Grab	SB	1	X
VC-PM3009-SS03-000H 07	09.17.18	16:16	Grab	SS	1	X
VC-PM3009-SB03-0102 08	09.17.18	16:17	Grab	SB	1	X
VC-PM3009-SB03-0506 J8209	09.17.18	16:18	Grab	SB	1	X
~~VC-PM3009-SD01-000H~~			~~Grab~~	~~SD~~		~~X~~
~~VC-PM3009-SD01-0102~~			~~Grab~~	~~SD~~		~~X~~
~~VC-PM3009-S~~ MS			~~Grab~~			~~X~~

Receipt Temperature:(°C)	*Samples Intact: Yes - No*	*Samples on Ice: Yes - No*	*Receipt Comments:*

Relinquished by (Print/Sign):	Company:	Date/Time:	Received by (Print/Sign):	Company:	Date/Time:
Deandra Cuss Deandra Cuss	JACOBS	9/20/2018 07:30	N.V	Battelle	9-21-18 945
Relinquished by (Print/Sign):	Company:	Date/Time:	Received by (Print/Sign):	Company:	Date/Time:
Relinquished by (Print/Sign):	Company:	Date/Time:	Received by (Print/Sign):	Company:	Date/Time:

Comments:

BATTELLE It can be done

Chain-of-Custody

Client Contact Information	Project Manager: Eric Davis	Sampling Site: Mugu PM3009	Site Information:
Tiffany Hill 1100 NE Circle Blvd, Suite 300 Corvallis, OR 97330	Sampler Information (print name): Victoria Kilbert Phone: (724)977-3628 Email: Victoria.Kilbert@jacobs.com Turnaround Time (TAT) Requested:	Preservative: NA	COC # 1
Project Name: NBVC Basewide SI Project No.: 695803	Normal X Priority ☐ RUSH ☐ Time Zone: PST	Analysis: PFAS by Method 537 Mod	Page# 2 of 12

Sample Identification	Sample Date	Sample Time	Sample Type	Matrix	Total # of Cont.	PFAS by Method 537 Mod
VC-PM3009-DW01-0918 J8210	9/17/18	15:10	Grab	GW	2	X
VC-PM3009-DW02-0918 J8211	9/17/18	16:23	Grab	GW	2	X
VC-PM3009-DW02P-0918 J8212	9/17/18	16:27	Grab	GW	2	X
VC-PM3009-DW03-0918 J8213	9/17/18	16:38	Grab	GW	2	X
~~EDT-AQ-FB~~			Grab	AQ		X
~~PDT-AQ-FB~~			Grab	AQ		X

Receipt Temperature:(°C)	*Samples Intact: Yes - No*	*Samples on Ice: Yes - No*	*Receipt Comments:*

Relinquished by (Print/Sign):	Company:	Date/Time:	Received by (Print/Sign):	Company:	Date/Time:
Deandra Cass/Deandra	Jacobs	09/20/2018 0730	NV	Battelle	9-21-18 945
Relinquished by (Print/Sign):	Company:	Date/Time:	Received by (Print/Sign):	Company:	Date/Time:
Relinquished by (Print/Sign):	Company:	Date/Time:	Received by (Print/Sign):	Company:	Date/Time:

Comments:

BATTELLE It can be done

Chain-of-Custody

Client Contact Information	Project Manager: Eric Davis	Sampling Site: PM 372 Mugu	Site Information:
Tiffany Hill 1100 NE Circle Blvd, Suite 300 Corvallis, OR 97330	Sampler Information (print name): Victoria Kilbert Phone: (724) 977-3628 Email: Victoria.Kilbert@jacobs.com Turnaround Time (TAT) Requested:	Preservative: NA	COC # 1
Project Name: NBVC Basewide SI Project No.: 695803	Normal X Priority RUSH Time Zone: PST	Analysis: PFAS by Method 537 Mod	Page# 3 of 12

Sample Identification	Sample Date	Sample Time	Sample Type	Matrix	Total # of Cont.	PFAS by Method 537 Mod
~~VC-PM13-GW21-~~			~~Grab~~	~~GW~~		X
VC-PM372-DW01-0918 J8214	9/18/18	10:07	Grab	GW	2	X
VC-PM372-DW02-0918 J8215	9/18/18	09:25	Grab	GW	2	X
VC-PM372-DW02P-0918 J8216	9/18/18	09:27	Grab	GW	2	X
VC-PM372-DW03-0918 J8217	9/18/18	11:49	Grab	GW	2	X
~~FDT-AQ-FB~~			~~Grab~~	~~AQ~~		X
~~FDT-AQ-EB~~			~~Grab~~	~~AQ~~		X

VOA

Receipt Temperature:(°C)	Samples Intact: Yes - No	Samples on Ice: Yes - No	Receipt Comments:

Relinquished by (Print/Sign)	Company	Date/Time	Received by (Print/Sign)	Company	Date/Time
Deandra Cass	Jacobs	9/20/2018 07:30	NVB	Battelle	9-21-18 945
Relinquished by (Print/Sign):	Company:	Date/Time:	Received by (Print/Sign):	Company:	Date/Time:
Relinquished by (Print/Sign):	Company:	Date/Time:	Received by (Print/Sign):	Company:	Date/Time:

Comments:

BATTELLE It can be done

Chain-of-Custody

Client Contact Information	Project Manager: Eric Davis	Sampling Site: Mugu PM 372	Site Information:
Tiffany Hill 1100 NE Circle Blvd, Suite 300 Corvallis, OR 97330	Sampler Information (print name): Victoria Kibert Phone: (724) 977-3628 Email: Victoria.Kibert@jacobs.com	Preservative: NA	COC # 1
Project Name: NBVC Basewide SI Project No.: 695803	Turnaround Time (TAT) Requested: Normal X Priority RUSH Time Zone: PST	Analysis: PFAS by Method 537 Mod	Page# 4 of 12

Sample Identification	Sample Date	Sample Time	Sample Type	Matrix	Total # of Cont.	PFAS by Method 537 Mod
VC-PM372-SS01-000H J8218	9/18/18	09:36	Grab	SS	1	X
VC-PM372-SB01-0102 19	9/18/18	09:37	Grab	SB	1	X
VC-PM372-SB01-0506 20	9/18/18	09:43	Grab	SB	1	X
VC-PM372-SS02-000H 21	9/18/18	08:57	Grab	SS	1	X
VC-PM372-SB02-0102 22	9/18/18	09:03	Grab	SB	1	X
VC-PM372-SB02-0506 23	9/18/18	09:06	Grab	SB	1	X
VC-PM372-SS03-000H 24	9/18/18	10:46	Grab	SS	1	X
VC-PM372-SB03-0102 25	9/18/18	10:47	Grab	SB	1	X
VC-PM372-SB03-0506 J8224	9/18/18	10:49	Grab	SB	1	X
~~VC-PM372-SD01-000H~~			Grab	SD		X
~~VC-PM372-SB01-0102~~			Grab	SD		X
J8227 VC-PM372-SS02-000H-MS	9/18/18	09:06	Grab	SS	1	X

Receipt Temperature:(°C)	Samples Intact: Yes - No	Samples on Ice: Yes - No	Receipt Comments:

Relinquished by (Print/Sign):	Company:	Date/Time:	Received by (Print/Sign):	Company:	Date/Time:
Deandra Cass Deandra	Jacobs	9/20/2018 07:30	MB	Battelle	9-21-18 945
Relinquished by (Print/Sign):	Company:	Date/Time:	Received by (Print/Sign):	Company:	Date/Time:
Relinquished by (Print/Sign):	Company:	Date/Time:	Received by (Print/Sign):	Company:	Date/Time:

Comments:

BATTELLE
It can be done

Chain-of-Custody

Client Contact Information	Project Manager: Eric Davis	Sampling Site: MUGU PM 372	Site Information:
Tiffany Hill 1100 NE Circle Blvd, Suite 300 Corvallis, OR 97330	Sampler Information (print name): Victoria Kilbert Phone: (724) 977-3628 Email: Victoria.Kilbert@jacobs.com Turnaround Time (TAT) Requested:	Preservative: NA	COC # 1
Project Name: NBVC Basewide SI Project No.: 695803	Normal X Priority ☐ RUSH ☐ Time Zone: PST	Analysis: PFAS by Method 537 Mod	Page# 5 of 12

Sample Identification	Sample Date	Sample Time	Sample Type	Matrix	Total # of Cont.	PFAS by Method 537 Mod
J8228 VC-PM372-S-502-000H-SD	9/18/18	09:00	Grab	SS	1	X
~~FDT-SO-FB~~			Grab	AQ		X
~~FDT-SO-EB~~			Grab	AQ		X

Receipt Temperature:(°C)	Samples Intact: Yes - No	Samples on Ice: Yes - No	Receipt Comments:

Relinquished by (Print/Sign)	Company	Date/Time	Received by (Print/Sign)	Company	Date/Time
Deandra Cross Deandra	Jacobs	9/20/2018 07:30	NS	Battelle	9-21-18 945
Relinquished by (Print/Sign):	Company:	Date/Time:	Received by (Print/Sign):	Company:	Date/Time:
Relinquished by (Print/Sign):	Company:	Date/Time:	Received by (Print/Sign):	Company:	Date/Time:

Comments:

BATTELLE It can be done

Chain-of-Custody

Client Contact Information	Project Manager: Eric Davis	Sampling Site: Mugu PM 649	Site Information:
Tiffany Hill 1100 NE Circle Blvd, Suite 300 Corvallis, OR 97330	Sampler Information (print name): Victoria Kilbert Phone: (724) 977-3628 Email: Victoria.Kilbert@jacobs.com Turnaround Time (TAT) Requested:	Preservative: NA	COC # 1
Project Name: NBVC Basewide SI Project No.: 695803	Normal X Priority RUSH Time Zone: PST	Analysis: PFAS by Method 537 Mod	Page# 6 of 12

Sample Identification	Sample Date	Sample Time	Sample Type	Matrix	Total # of Cont.	PFAS by Method 537 Mod
VC-PM649-SS01-000H J8229	9/18/18	11:30	Grab	SS	1	X
VC-PM649-SB01-0102 30	9/18/18	11:35	Grab	SB	1	X
VC-PM649-SB01-0506 31	9/18/18	11:40	Grab	SB	1	X
VC-PM649-SS02-000H 32	9/18/18	14:25	Grab	SS	1	X
VC-PM649-SB02-0102 33	9/18/18	14:29	Grab	SB	1	X
VC-PM649-SB02-0506 34	9/18/18	14:30	Grab	SB	1	X
VC-PM649-SS03-000H 35	9/18/18	13:00	Grab	SS	1	X
VC-PM649-SB03-0102 36	9/18/18	13:12	Grab	SB	1	X
VC-PM649-SB03-0506 37	9/18/18	13:20	Grab	SB	1	X
VC-PM649-SS04-000H 38	9/18/18	13:15	Grab	SS	1	X
VC-PM649-SB04-0102 39	9/18/18	13:27	Grab	SB	1	X
VC-PM649-SB04-0506 J8240	9/18/18	13:40	Grab	SB	1	X

Receipt Temperature:(°C)	Samples Intact: Yes - No	Samples on Ice: Yes - No	Receipt Comments:

Relinquished by (Print/Sign):	Company:	Date/Time:	Received by (Print/Sign):	Company:	Date/Time:
Deandra Cass	JACOBS	9/20/2018 07:30		Battelle	9-21-18 945
Relinquished by (Print/Sign):	Company:	Date/Time:	Received by (Print/Sign):	Company:	Date/Time:
Relinquished by (Print/Sign):	Company:	Date/Time:	Received by (Print/Sign):	Company:	Date/Time:

Comments:

BATTELLE It can be done

Chain-of-Custody

Client Contact Information	Project Manager: Eric Davis	Sampling Site: PM 649	Site Information:
Tiffany Hill 1100 NE Circle Blvd, Suite 300 Corvallis, OR 97330	Sampler Information (print name): Victoria Kilbert Phone: (724) 977-3628 Email: Victoria.Kilbert@jacobs.com	Preservative: NA	COC # 1
Project Name: NBVC Basewide SI Project No.: 695803	Turnaround Time (TAT) Requested: Normal X Priority ☐ RUSH ☐ Time Zone: PST	Analysis: PFAS by Method 537 Mod	Page# 7 of 12

Sample Identification	Sample Date	Sample Time	Sample Type	Matrix	Total # of Cont.	Analysis: PFAS by Method 537 Mod
VC-PM649-DW01-0918 J8241	9/18/18	12:50	Grab	GW	2	X
VC-PM649-DW01P-0918 J8242	9/18/18	12:55	Grab	GW	2	X
VC-PM649-DW02-0918 J8243	9/18/18	15:35	Grab	GW	2	X
VC-PM649-DW03-0918 J8244	9/18/18	14:02	Grab	GW	2	X
VC-PM649-DW04-0918 J8245	9/18/18	14:02	Grab	GW	2	X
FDT-AQ-FB01-0918 J8246	9/18/18	13:30	Grab	AQ	2	X
FDT-AQ-EB01-0918 J8247	9/18/18	13:40	Grab	AQ	2	X

Receipt Temperature:(°C)	Samples Intact: Yes - No	Samples on Ice: Yes - No	Receipt Comments:

Relinquished by (Print/Sign):	Company:	Date/Time:	Received by (Print/Sign):	Company:	Date/Time:
Deandra Cossi/Deandra	Jacobs	9/20/2018 07:30		Battelle	9-21-18 945
Relinquished by (Print/Sign):	Company:	Date/Time:	Received by (Print/Sign):	Company:	Date/Time:
Relinquished by (Print/Sign):	Company:	Date/Time:	Received by (Print/Sign):	Company:	Date/Time:

Comments:

BATTELLE It can be done

Chain-of-Custody

Client Contact Information	Project Manager: Eric Davis	Sampling Site: Mugu PM365	Site Information:
Tiffany Hill 1100 NE Circle Blvd, Suite 300 Corvallis, OR 97330	Sampler Information (print name): Victoria Kilbert Phone: 724-977-3628 Email: victoria.kilbert@jacobs.com Turnaround Time (TAT) Requested:	Preservative: NA	COC # 1
Project Name: NBVC Basewide SI Project No.: 695803	Normal ☒ Priority ☐ RUSH ☐ Time Zone: PST	Analysis: PFAS by Method 537 Mod	Page# 8 of 12

Sample Identification		Sample Date	Sample Time	Sample Type	Matrix	Total # of Cont.	PFAS by Method 537 Mod
VC-PM365-SS01-000H	J8248	9/19/18	1028	Grab	SS	1	X
VC-PM365-SB01-0102	49	9/19/18	1030	Grab	SB	1	X
VC-PM365-SB01-0506	50	9/19/18	1037	Grab	SB	1	X
VC-PM365-SS02-000H	51	9/19/18	1130	Grab	SS	1	X
VC-PM365-SB02-0102	52	9/19/18	1132	Grab	SB	1	X
VC-PM365-SB02-0506	53	9/19/18	1140	Grab	SB	1	X
VC-PM365-SS03-000H	54	9/19/18	1026	Grab	SS	1	X
VC-PM365-SB03-0102	55	9/19/18	1027	Grab	SB	1	X
VC-PM365-SB03-0506	J8256	9/19/18	1032	Grab	SB	1	X
J8257 VC-PM365-SB02-0102-MS		9/19/18	1132	Grab	SB	1	X
J8258 VC-PM365-SB02-0102-MSD		9/19/18	1132	Grab	SB	1	X
~~FDT-SO-FB~~				Grab	AQ		X

Receipt Temperature:(°C)	Samples Intact: Yes - No	Samples on Ice: Yes - No	Receipt Comments:

Relinquished by (Print/Sign):	Company:	Date/Time:	Received by (Print/Sign):	Company:	Date/Time:
Deandra Cross/Deandra	Jacobs	9/20/2018 0730	MS	Battelle	9-21-18 945
Relinquished by (Print/Sign):	Company:	Date/Time:	Received by (Print/Sign):	Company:	Date/Time:
Relinquished by (Print/Sign):	Company:	Date/Time:	Received by (Print/Sign):	Company:	Date/Time:

Comments:

BATTELLE It can be done

Chain-of-Custody

Client Contact Information	Project Manager: Eric Davis	Sampling Site: MW-9A PM365	Site Information:
Tiffany Hill 1100 NE Circle Blvd, Suite 300 Corvallis, OR 97330	Sampler Information (print name): Victoria Kilbert Phone: 724-977-3628 Email: victoria.kilbert@jacobs.com Turnaround Time (TAT) Requested:	Preservative: NA	COC #: 1
Project Name: NBVC Basewide SI Project No.: 695803	Normal ☒ Priority ☐ RUSH ☐ Time Zone: PST	Analysis: PFAS by Method 537 Mod	Page#: 9 of 12

Sample Identification	Sample Date	Sample Time	Sample Type	Matrix	Total # of Cont.	PFAS by Method 537 Mod
VC-PM365-DW01-0919 J8259	9/19/18	1110	Grab	GW	2	X
VC-PM365-DW02-0919 J8260	9/19/18	1210	Grab	GW	2	X
VC-PM365-DW02P-0919 J8261	9/19/18	1214	Grab	GW	2	X
VC-PM365-DW03-0919 J8262	9/19/18	1110	Grab	GW	2	X
~~FDT-AQ-FB~~			Grab	GW		X
~~FDT-AQ-EB~~			Grab	GW		X

VK

Receipt Temperature:(°C)	Samples Intact: Yes - No	Samples on Ice: Yes - No	Receipt Comments:

Relinquished by (Print/Sign):	Company:	Date/Time:	Received by (Print/Sign):	Company:	Date/Time:
Deandra Cass/Deandra	Jacobs	9/20/2018 07:30	NVS	Battelle	9-21-18 945
Relinquished by (Print/Sign):	Company:	Date/Time:	Received by (Print/Sign):	Company:	Date/Time:
Relinquished by (Print/Sign):	Company:	Date/Time:	Received by (Print/Sign):	Company:	Date/Time:

Comments:

BATTELLE It can be done

Chain-of-Custody

Client Contact Information	Project Manager: Eric Davis	Sampling Site: Munger PM553	Site Information:
Tiffany Hill 1100 NE Circle Blvd, Suite 300 Corvallis, OR 97330	Sampler Information (print name): Victoria Kilbert Phone: 724-977-3628 Email: victoria.kilbert@jacobs.com Turnaround Time (TAT) Requested:	Preservative: NA	COC # 1
Project Name: NBVC Basewide SI Project No.: 695803	Normal ☑ Priority ☐ RUSH ☐ Time Zone: PST	Analysis: PFAS by Method 537 Mod	Page# 10 of 12

Sample Identification	Sample Date	Sample Time	Sample Type	Matrix	Total # of Cont.	PFAS by Method 537 Mod
VC-PM553-SS01-000H J8263	9/19/18	1350	Grab	SS	1	X
VC-PM553-SB01-0102 64	9/19/18	1353	Grab	SB	1	X
VC-PM553-SB01-0506 65	9/19/18	1359	Grab	SB	1	X
VC-PM553-SS02-000H 66	9/19/18	1440	Grab	SS	1	X
VC-PM553-SB02-0102 67	9/19/18	1442	Grab	SB	1	X
VC-PM553-SB02-0506 68	9/19/18	1450	Grab	SB	1	X
VC-PM553-SS03-000H 69	9/19/18	1130	Grab	SS	1	X
VC-PM553-SB03-0102 70	9/19/18	1134	Grab	SB	1	X
VC-PM553-SB03-0506 J8271	9/19/18	1142	Grab	SB	1	X
~~VC-PM553-SS04-000H~~			Grab	SS		X
~~VC-PM553-SB04-~~			Grab	SB		X
~~VC-PM553-SB04-~~			Grab	SB		X

Receipt Temperature:(°C)	Samples Intact: Yes - No	Samples on Ice: Yes - No	Receipt Comments:

Relinquished by (Print/Sign)	Company	Date/Time	Received by (Print/Sign)	Company	Date/Time
Deandra Cross/Deandra	Jacobs	9/20/2018 07:30	NV	Battelle	9-21-18 945
Relinquished by (Print/Sign):	Company:	Date/Time:	Received by (Print/Sign):	Company:	Date/Time:
Relinquished by (Print/Sign):	Company:	Date/Time:	Received by (Print/Sign):	Company:	Date/Time:

Comments:

BATTELLE
It can be done

Chain-of-Custody

Client Contact Information	Project Manager: Eric Davis	Sampling Site: Mu-gu RM 5/53	Site Information:
Tiffany Hill 1100 NE Circle Blvd, Suite 300 Corvallis, OR 97330	Sampler Information (print name): Victoria Kilbert Phone: 724-977-3628 Email: victoria.kilbert@jacobs.com	Preservative: NA	COC # 1
Project Name: NBVC Basewide SI	Turnaround Time (TAT) Requested: Normal ☒ Priority ☐ RUSH ☐	Analysis: PFAS by Method 537 Mod	Page# 11 of 12
Project No.: 695803	Time Zone: PST		

Sample Identification	Sample Date	Sample Time	Sample Type	Matrix	Total # of Cont.	PFAS by Method 537 Mod
~~VC-PM553-GW0601A-~~			~~Grab~~	~~GW~~		X
VC-PM553-DW01- 0919 J8272	9/19/18	1430	Grab	GW	2	X
VC-PM553-DW01P- 0919 J8273	9/19/18	1445	Grab	GW	2	X
VC-PM553-DW02- 0919 J8274	9/19/18	1515	Grab	GW	2	X
VC-PM553-DW03- 0919 J8275	9/19/18	1206	Grab	GW	2	X
~~VC-PM553-DW04-~~			~~Grab~~	~~GW~~		X
~~FDT-AQ-FB~~ -			Grab	AQ		X
~~FDT-AQ-EB~~ -			~~Grab~~	~~AQ~~		X

VK

Receipt Temperature:(°C)	Samples Intact: Yes - No	Samples on Ice: Yes - No	Receipt Comments:

Relinquished by (Print/Sign):	Company:	Date/Time:	Received by (Print/Sign):	Company:	Date/Time:
Deandra Cass/Deandra	Jacobs	9/20/2018 07:30	[signature]	Battelle	9-21-18 945

Comments:

BATTELLE
It can be done

Chain-of-Custody

Client Contact Information	Project Manager: Eric Davis	Sampling Site: Mugu PM553	Site Information:
Tiffany Hill 1100 NE Circle Blvd, Suite 300 Corvallis, OR 97330	Sampler Information (print name): Victoria Kilbert Phone: 724-977-3628 Email: victoria.kilbert@jacobs.com Turnaround Time (TAT) Requested:	Preservative: NA	COC # 1
Project Name: NBVC Basewide SI Project No.: 695803	Normal X Priority ☐ RUSH ☐ Time Zone: PST	Analysis: PFAS by Method 537 Mod	Page# 12 of 12

Sample Identification	Sample Date	Sample Time	Sample Type	Matrix	Total # of Cont.	PFAS by Method 537 Mod
~~VC-PM553-SD01-000H~~			~~Grab~~	~~SD~~		X
~~VC-PM553-SD01-0102~~			~~Grab~~	~~SD~~		X
~~VC-PM553-S - -MS~~			~~Grab~~			X
~~VC-PM553-S - -SD~~			~~Grab~~			X
FDT-SO-FB 02-0919 J8276	9/19/18	1435	Grab	AQ	2	X
FDT-SO-EB 02-0919 J8277	9/19/18	1430	Grab	AQ	2	X

Receipt Temperature:(°C)	Samples Intact: Yes - No	Samples on Ice: Yes - No	Receipt Comments:

Relinquished by (Print/Sign):	Company:	Date/Time:	Received by (Print/Sign):	Company:	Date/Time:
Deandra Cass	Jacobs	9/20/2018 07:30		Battelle	9-21-18 945
Relinquished by (Print/Sign):	Company:	Date/Time:	Received by (Print/Sign):	Company:	Date/Time:
Relinquished by (Print/Sign):	Company:	Date/Time:	Received by (Print/Sign):	Company:	Date/Time:

Comments:

ORIGIN ID:OXRA (724) 977-3628
VICTORIA KILBERT
PROJECT #695803
402 W BROADWAY STE 1450

SAN DIEGO, CA 92101
UNITED STATES US

SHIP DATE: 20SEP18
ACTWGT: 59.30 LB
CAD: 6997666/SSF01904
DIMS: 26x14x15 IN

BILL THIRD PARTY

TO JONATHAN THORN 0.1 9:45

141 LONGWATER DR. 9-21-18 MDS
STE 202
NORWELL MA 02061 Therm-1

(781) 681-5565
INV:
PO:
REF:
DEPT:

FedEx Express

1 of 3
TRK# 0201 7828 5914 8695
MASTER

FRI - 21 SEP 10:30A
PRIORITY OVERNIGHT
DSR
02061
MA-US BOS

XE XPUA

ORIGIN ID:OXRA (724) 977-3628
VICTORIA KILBERT
PROJECT #695803
402 W BROADWAY STE 1450

SAN DIEGO, CA 92101
UNITED STATES US

SHIP DATE: 20SEP18
ACTWGT: 62.50 LB
CAD: 6997666/SSF01904
DIMS: 26x14x14 IN

BILL THIRD PARTY

TO JONATHAN THORN 0.9 9:45

141 LONGWATER DR. 9-21-18 MDS
STE 202
NORWELL MA 02061 Therm-1

(781) 681-5565
INV:
PO:
REF:
DEPT:

FedEx Express

2 of 3
MPS# 0263 7828 5914 8700
Mstr# 7828 5914 8695

FRI - 21 SEP 10:30A
PRIORITY OVERNIGHT
0201
DSR
02061
MA-US BOS

XE XPUA

ORIGIN ID:OXRA (724) 977-3628
VICTORIA KILBERT
PROJECT #695803
402 W BROADWAY STE 1450

SAN DIEGO, CA 92101
UNITED STATES US

SHIP DATE: 20SEP18
ACTWGT: 69.70 LB
CAD: 6997666/SSF01904
DIMS: 26x14x14 IN

BILL THIRD PARTY

TO JONATHAN THORN 0.3 9:45

141 LONGWATER DR. 9-21-18 MDS
STE 202
NORWELL MA 02061 Therm-1

(781) 681-5565
INV:
PO:
REF:
DEPT:

FedEx Express

3 of 3
MPS# 0263 7828 5914 8710
Mstr# 7828 5914 8695

FRI - 21 SEP 10:30A
PRIORITY OVERNIGHT
0201
DSR
02061
MA-US BOS

XE XPUA

Data Tables

Project Client: CH2M
Project Name: CTO-4164 Naval Base Ventura County, California
Project No.: 100110125-01

Client ID	VC-PM3009-DW01-0918				
Battelle ID	J8210-FS				
Sample Type	SA				
Collection Date	09/17/2018				
Extraction Date	09/26/2018				
Analysis Date	10/02/2018				
Analytical Instrument	Sciex 5500 LC/MS/MS				
% Moisture	NA				
Matrix	GW				
Sample Size	0.275				
Size Unit-Basis	L				
Units	ng/L		MDL	LOD	LOQ
PFHxA	1473.94	D	4.32	11.36	113.64
PFHpA	169.11	D	0.73	2.27	22.73
PFOA	196.74	D	0.82	2.27	22.73
PFNA	3.63	J	0.24	0.91	4.55
PFDA	6.81		0.15	0.45	4.55
PFUnA	0.93	J	0.26	0.91	4.55
PFDoA	0.45	U	0.16	0.45	4.55
PFTrDA	0.45	U	0.14	0.45	4.55
PFTeDA	0.91	U	0.23	0.91	4.55
NMeFOSAA	11.30		0.51	1.82	4.55
NEtFOSAA	1.20	J	0.45	0.91	4.55
PFBS	943.64	D	2.95	11.36	113.64
PFHxS	3012.12	D	50.00	181.82	2272.73
PFOS	30447.12	D	86.36	227.27	2272.73
Surrogate Recoveries (%)					
13C5-PFHxA	114	D			
13C4-PFHpA	119	D			
13C8-PFOA	95	D			
13C9-PFNA	107	D			
13C6-PFDA	102				
13C7-PFUnA	107				
13C2-PFDoA	109				
13C2-PFTeDA	95				
d3-MeFOSAA	119	D			
d5-EtFOSAA	138	D			
13C3-PFBS	131	D			
13C3-PFHxS	127	D			
13C8-PFOS	130	D			

Project Client: CH2M
Project Name: CTO-4164 Naval Base Ventura County, California
Project No.: 100110125-01

Client ID	VC-PM3009-DW02-0918				
Battelle ID	J8211-FS				
Sample Type	SA				
Collection Date	09/17/2018				
Extraction Date	09/26/2018				
Analysis Date	10/03/2018				
Analytical Instrument	Sciex 5500 LC/MS/MS				
% Moisture	NA				
Matrix	GW				
Sample Size	0.260				
Size Unit-Basis	L				
Units	ng/L		MDL	LOD	LOQ
PFHxA	56.57		0.18	0.48	4.81
PFHpA	35.42		0.15	0.48	4.81
PFOA	107.85	D	0.35	0.96	9.62
PFNA	15.21		0.25	0.96	4.81
PFDA	1.10	J	0.15	0.48	4.81
PFUnA	0.96	U	0.28	0.96	4.81
PFDoA	0.48	U	0.17	0.48	4.81
PFTrDA	0.48	U	0.14	0.48	4.81
PFTeDA	0.96	U	0.24	0.96	4.81
NMeFOSAA	1.92	U	0.54	1.92	4.81
NEtFOSAA	0.96	U	0.47	0.96	4.81
PFBS	32.57		0.13	0.48	4.81
PFHxS	119.15	D	0.21	0.77	9.62
PFOS	710.24	D	3.65	9.62	96.15
Surrogate Recoveries (%)					
13C5-PFHxA	116				
13C4-PFHpA	126				
13C8-PFOA	100	D			
13C9-PFNA	79				
13C6-PFDA	98				
13C7-PFUnA	92				
13C2-PFDoA	104				
13C2-PFTeDA	96				
d3-MeFOSAA	108				
d5-EtFOSAA	123				
13C3-PFBS	129				
13C3-PFHxS	121	D			
13C8-PFOS	106	D			

Project Client: CH2M
Project Name: CTO-4164 Naval Base Ventura County, California
Project No.: 100110125-01

Client ID	VC-PM3009-DW02P-0918				
Battelle ID	J8212-FS				
Sample Type	SA				
Collection Date	09/17/2018				
Extraction Date	09/26/2018				
Analysis Date	10/03/2018				
Analytical Instrument	Sciex 5500 LC/MS/MS				
% Moisture	NA				
Matrix	GW				
Sample Size	0.275				
Size Unit-Basis	L				
Units	ng/L		MDL	LOD	LOQ
PFHxA	53.23		0.17	0.45	4.55
PFHpA	34.24		0.15	0.45	4.55
PFOA	107.45	D	0.33	0.91	9.09
PFNA	13.87		0.24	0.91	4.55
PFDA	0.78	J	0.15	0.45	4.55
PFUnA	0.91	U	0.26	0.91	4.55
PFDoA	0.45	U	0.16	0.45	4.55
PFTrDA	0.45	U	0.14	0.45	4.55
PFTeDA	0.91	U	0.23	0.91	4.55
NMeFOSAA	1.82	U	0.51	1.82	4.55
NEtFOSAA	0.91	U	0.45	0.91	4.55
PFBS	29.39		0.12	0.45	4.55
PFHxS	111.24	D	0.20	0.73	9.09
PFOS	701.28	D	3.45	9.09	90.91
Surrogate Recoveries (%)					
13C5-PFHxA	113				
13C4-PFHpA	130				
13C8-PFOA	101	D			
13C9-PFNA	82				
13C6-PFDA	110				
13C7-PFUnA	104				
13C2-PFDoA	99				
13C2-PFTeDA	89				
d3-MeFOSAA	107				
d5-EtFOSAA	130				
13C3-PFBS	144				
13C3-PFHxS	125	D			
13C8-PFOS	108	D			

Project Client: CH2M
Project Name: CTO-4164 Naval Base Ventura County, California
Project No.: 100110125-01

Client ID	VC-PM3009-DW03-0918			
Battelle ID	J8213-FS			
Sample Type	SA			
Collection Date	09/17/2018			
Extraction Date	09/26/2018			
Analysis Date	10/03/2018			
Analytical Instrument	Sciex 5500 LC/MS/MS			
% Moisture	NA			
Matrix	GW			
Sample Size	0.285			
Size Unit-Basis	L			
Units	ng/L	MDL	LOD	LOQ
PFHxA	12.32	0.17	0.44	4.39
PFHpA	6.68	0.14	0.44	4.39
PFOA	22.38	0.16	0.44	4.39
PFNA	0.55 J	0.23	0.88	4.39
PFDA	0.44 U	0.14	0.44	4.39
PFUnA	0.88 U	0.25	0.88	4.39
PFDoA	0.44 U	0.16	0.44	4.39
PFTrDA	0.44 U	0.13	0.44	4.39
PFTeDA	0.88 U	0.22	0.88	4.39
NMeFOSAA	1.75 U	0.49	1.75	4.39
NEtFOSAA	0.88 U	0.43	0.88	4.39
PFBS	25.78	0.11	0.44	4.39
PFHxS	61.30	0.10	0.35	4.39
PFOS	43.20	0.17	0.44	4.39
Surrogate Recoveries (%)				
13C5-PFHxA	119			
13C4-PFHpA	133			
13C8-PFOA	103			
13C9-PFNA	98			
13C6-PFDA	105			
13C7-PFUnA	100			
13C2-PFDoA	100			
13C2-PFTeDA	66			
d3-MeFOSAA	144			
d5-EtFOSAA	148			
13C3-PFBS	128			
13C3-PFHxS	147			
13C8-PFOS	114			

Project Client: CH2M
Project Name: CTO-4164 Naval Base Ventura County, California
Project No.: 100110125-01

Client ID	VC-PM372-DW01-0918				
Battelle ID	J8214-FS				
Sample Type	SA				
Collection Date	09/18/2018				
Extraction Date	09/26/2018				
Analysis Date	10/03/2018				
Analytical Instrument	Sciex 5500 LC/MS/MS				
% Moisture	NA				
Matrix	GW				
Sample Size	0.270				
Size Unit-Basis	L				
Units	ng/L		MDL	LOD	LOQ
PFHxA	226.65	D	3.52	9.26	92.59
PFHpA	42.08		0.15	0.46	4.63
PFOA	125.77	D	0.33	0.93	9.26
PFNA	2.95	J	0.24	0.93	4.63
PFDA	0.33	J	0.15	0.46	4.63
PFUnA	0.93	U	0.27	0.93	4.63
PFDoA	0.46	U	0.17	0.46	4.63
PFTrDA	0.46	U	0.14	0.46	4.63
PFTeDA	0.93	U	0.23	0.93	4.63
NMeFOSAA	1.85	U	0.52	1.85	4.63
NEtFOSAA	0.93	U	0.45	0.93	4.63
PFBS	102.13		0.12	0.46	4.63
PFHxS	590.05	D	2.04	7.41	92.59
PFOS	737.84	D	3.52	9.26	92.59
Surrogate Recoveries (%)					
13C5-PFHxA	121	D			
13C4-PFHpA	113				
13C8-PFOA	100	D			
13C9-PFNA	95				
13C6-PFDA	102				
13C7-PFUnA	101				
13C2-PFDoA	103				
13C2-PFTeDA	103				
d3-MeFOSAA	126				
d5-EtFOSAA	147				
13C3-PFBS	101				
13C3-PFHxS	118	D			
13C8-PFOS	121	D			

Project Client: CH2M
Project Name: CTO-4164 Naval Base Ventura County, California
Project No.: 100110125-01

Client ID	VC-PM372-DW02-0918				
Battelle ID	J8215-FS				
Sample Type	SA				
Collection Date	09/18/2018				
Extraction Date	09/26/2018				
Analysis Date	10/03/2018				
Analytical Instrument	Sciex 5500 LC/MS/MS				
% Moisture	NA				
Matrix	GW				
Sample Size	0.270				
Size Unit-Basis	L				
Units	ng/L		MDL	LOD	LOQ
PFHxA	92.79	D	0.35	0.93	9.26
PFHpA	35.94		0.15	0.46	4.63
PFOA	74.99		0.17	0.46	4.63
PFNA	1.67	J	0.24	0.93	4.63
PFDA	0.34	J	0.15	0.46	4.63
PFUnA	0.93	U	0.27	0.93	4.63
PFDoA	0.46	U	0.17	0.46	4.63
PFTrDA	0.46	U	0.14	0.46	4.63
PFTeDA	0.93	U	0.23	0.93	4.63
NMeFOSAA	1.85	U	0.52	1.85	4.63
NEtFOSAA	0.93	U	0.45	0.93	4.63
PFBS	208.46	D	2.41	9.26	92.59
PFHxS	799.17	D	2.04	7.41	92.59
PFOS	89.41	D	0.35	0.93	9.26
Surrogate Recoveries (%)					
13C5-PFHxA	124	D			
13C4-PFHpA	112				
13C8-PFOA	90				
13C9-PFNA	107				
13C6-PFDA	98				
13C7-PFUnA	98				
13C2-PFDoA	97				
13C2-PFTeDA	76				
d3-MeFOSAA	106				
d5-EtFOSAA	114				
13C3-PFBS	127	D			
13C3-PFHxS	99	D			
13C8-PFOS	117	D			

Project Client: CH2M
Project Name: CTO-4164 Naval Base Ventura County, California
Project No.: 100110125-01

Client ID	VC-PM372-DW02P-0918				
Battelle ID	J8216-FS				
Sample Type	SA				
Collection Date	09/18/2018				
Extraction Date	09/26/2018				
Analysis Date	10/03/2018				
Analytical Instrument	Sciex 5500 LC/MS/MS				
% Moisture	NA				
Matrix	GW				
Sample Size	0.260				
Size Unit-Basis	L				
Units	ng/L		MDL	LOD	LOQ
PFHxA	108.98	D	0.91	2.40	24.04
PFHpA	39.20		0.15	0.48	4.81
PFOA	82.30		0.17	0.48	4.81
PFNA	2.42	J	0.25	0.96	4.81
PFDA	1.05	J	0.15	0.48	4.81
PFUnA	0.96	U	0.28	0.96	4.81
PFDoA	0.48	U	0.17	0.48	4.81
PFTrDA	0.48	U	0.14	0.48	4.81
PFTeDA	0.96	U	0.24	0.96	4.81
NMeFOSAA	1.92	U	0.54	1.92	4.81
NEtFOSAA	0.96	U	0.47	0.96	4.81
PFBS	232.80	D	0.63	2.40	24.04
PFHxS	720.54	D	13.22	48.08	600.96
PFOS	150.94	D	0.91	2.40	24.04
Surrogate Recoveries (%)					
13C5-PFHxA	130	D			
13C4-PFHpA	118				
13C8-PFOA	88				
13C9-PFNA	96				
13C6-PFDA	107				
13C7-PFUnA	107				
13C2-PFDoA	110				
13C2-PFTeDA	85				
d3-MeFOSAA	118				
d5-EtFOSAA	142				
13C3-PFBS	118	D			
13C3-PFHxS	109	D			
13C8-PFOS	89	D			

Project Client: CH2M
Project Name: CTO-4164 Naval Base Ventura County, California
Project No.: 100110125-01

Client ID	VC-PM372-DW03-0918			
Battelle ID	J8217-FS			
Sample Type	SA			
Collection Date	09/18/2018			
Extraction Date	09/26/2018			
Analysis Date	10/03/2018			
Analytical Instrument	Sciex 5500 LC/MS/MS			
% Moisture	NA			
Matrix	GW			
Sample Size	0.290			
Size Unit-Basis	L			
Units	ng/L	MDL	LOD	LOQ
PFHxA	30.57	0.16	0.43	4.31
PFHpA	7.21	0.14	0.43	4.31
PFOA	25.49	0.16	0.43	4.31
PFNA	0.28 J	0.22	0.86	4.31
PFDA	0.43 U	0.14	0.43	4.31
PFUnA	0.86 U	0.25	0.86	4.31
PFDoA	0.43 U	0.16	0.43	4.31
PFTrDA	0.43 U	0.13	0.43	4.31
PFTeDA	0.86 U	0.22	0.86	4.31
NMeFOSAA	1.72 U	0.48	1.72	4.31
NEtFOSAA	0.86 U	0.42	0.86	4.31
PFBS	43.18	0.11	0.43	4.31
PFHxS	62.29	0.09	0.34	4.31
PFOS	6.10	0.16	0.43	4.31
Surrogate Recoveries (%)				
13C5-PFHxA	108			
13C4-PFHpA	120			
13C8-PFOA	95			
13C9-PFNA	98			
13C6-PFDA	90			
13C7-PFUnA	90			
13C2-PFDoA	98			
13C2-PFTeDA	73			
d3-MeFOSAA	108			
d5-EtFOSAA	119			
13C3-PFBS	91			
13C3-PFHxS	119			
13C8-PFOS	99			

Project Client: CH2M
Project Name: CTO-4164 Naval Base Ventura County, California
Project No.: 100110125-01

Client ID	VC-PM649-DW01-0918				
Battelle ID	J8241-FS				
Sample Type	SA				
Collection Date	09/18/2018				
Extraction Date	09/26/2018				
Analysis Date	10/03/2018				
Analytical Instrument	Sciex 5500 LC/MS/MS				
% Moisture	NA				
Matrix	GW				
Sample Size	0.275				
Size Unit-Basis	L				
Units	ng/L		MDL	LOD	LOQ
PFHxA	3544.53	D	21.59	56.82	568.18
PFHpA	679.58	D	7.27	22.73	227.27
PFOA	2173.42	D	8.18	22.73	227.27
PFNA	61.64		0.24	0.91	4.55
PFDA	2.32	J	0.15	0.45	4.55
PFUnA	0.91	U	0.26	0.91	4.55
PFDoA	0.45	U	0.16	0.45	4.55
PFTrDA	0.45	U	0.14	0.45	4.55
PFTeDA	0.91	U	0.23	0.91	4.55
NMeFOSAA	1.82	U	0.51	1.82	4.55
NEtFOSAA	0.91	U	0.45	0.91	4.55
PFBS	312.59	D	1.18	4.55	45.45
PFHxS	6908.10	D	12.50	45.45	568.18
PFOS	8015.42	D	215.91	568.18	5681.82
Surrogate Recoveries (%)					
13C5-PFHxA	108	D			
13C4-PFHpA	123	D			
13C8-PFOA	107	D			
13C9-PFNA	104	D			
13C6-PFDA	108				
13C7-PFUnA	107				
13C2-PFDoA	111				
13C2-PFTeDA	115				
d3-MeFOSAA	116	D			
d5-EtFOSAA	131	D			
13C3-PFBS	133	D			
13C3-PFHxS	123	D			
13C8-PFOS	103	D			

Project Client: CH2M
Project Name: CTO-4164 Naval Base Ventura County, California
Project No.: 100110125-01

Client ID	VC-PM649-DW01P-0918				
Battelle ID	J8242-FS				
Sample Type	SA				
Collection Date	09/18/2018				
Extraction Date	09/26/2018				
Analysis Date	10/03/2018				
Analytical Instrument	Sciex 5500 LC/MS/MS				
% Moisture	NA				
Matrix	GW				
Sample Size	0.275				
Size Unit-Basis	L				
Units	ng/L		MDL	LOD	LOQ
PFHxA	4304.75	D	21.59	56.82	568.18
PFHpA	819.69	D	7.27	22.73	227.27
PFOA	2525.82	D	8.18	22.73	227.27
PFNA	61.22		0.24	0.91	4.55
PFDA	2.19	J	0.15	0.45	4.55
PFUnA	0.91	U	0.26	0.91	4.55
PFDoA	0.45	U	0.16	0.45	4.55
PFTrDA	0.45	U	0.14	0.45	4.55
PFTeDA	0.91	U	0.23	0.91	4.55
NMeFOSAA	1.82	U	0.51	1.82	4.55
NEtFOSAA	0.91	U	0.45	0.91	4.55
PFBS	310.11	D	1.18	4.55	45.45
PFHxS	8102.55	D	12.50	45.45	568.18
PFOS	9024.22	D	215.91	568.18	5681.82
Surrogate Recoveries (%)					
13C5-PFHxA	104	D			
13C4-PFHpA	108	D			
13C8-PFOA	107	D			
13C9-PFNA	102	D			
13C6-PFDA	107				
13C7-PFUnA	105				
13C2-PFDoA	111				
13C2-PFTeDA	106				
d3-MeFOSAA	106	D			
d5-EtFOSAA	115	D			
13C3-PFBS	110	D			
13C3-PFHxS	107	D			
13C8-PFOS	115	D			

Project Client: CH2M
Project Name: CTO-4164 Naval Base Ventura County, California
Project No.: 100110125-01

Client ID	VC-PM649-DW02-0918				
Battelle ID	J8243-FS				
Sample Type	SA				
Collection Date	09/18/2018				
Extraction Date	09/26/2018				
Analysis Date	10/03/2018				
Analytical Instrument	Sciex 5500 LC/MS/MS				
% Moisture	NA				
Matrix	GW				
Sample Size	0.245				
Size Unit-Basis	L				
Units	ng/L		MDL	LOD	LOQ
PFHxA	2656.08	D	19.39	51.02	510.20
PFHpA	580.04	D	1.63	5.10	51.02
PFOA	3467.73	D	18.37	51.02	510.20
PFNA	5.88		0.27	1.02	5.10
PFDA	0.51	U	0.16	0.51	5.10
PFUnA	1.02	U	0.30	1.02	5.10
PFDoA	0.51	U	0.18	0.51	5.10
PFTrDA	0.51	U	0.15	0.51	5.10
PFTeDA	1.02	U	0.26	1.02	5.10
NMeFOSAA	2.04	U	0.57	2.04	5.10
NEtFOSAA	1.02	U	0.50	1.02	5.10
PFBS	481.64	D	1.33	5.10	51.02
PFHxS	3963.07	D	11.22	40.82	510.20
PFOS	367.89	D	1.94	5.10	51.02
Surrogate Recoveries (%)					
13C5-PFHxA	98	D			
13C4-PFHpA	109	D			
13C8-PFOA	106	D			
13C9-PFNA	101	D			
13C6-PFDA	101				
13C7-PFUnA	104				
13C2-PFDoA	107				
13C2-PFTeDA	54				
d3-MeFOSAA	111				
d5-EtFOSAA	104				
13C3-PFBS	141	D			
13C3-PFHxS	104	D			
13C8-PFOS	110	D			

Project Client: CH2M
Project Name: CTO-4164 Naval Base Ventura County, California
Project No.: 100110125-01

Client ID	VC-PM649-DW03-0918				
Battelle ID	J8244-FS				
Sample Type	SA				
Collection Date	09/18/2018				
Extraction Date	09/26/2018				
Analysis Date	10/03/2018				
Analytical Instrument	Sciex 5500 LC/MS/MS				
% Moisture	NA				
Matrix	GW				
Sample Size	0.270				
Size Unit-Basis	L				
Units	ng/L		MDL	LOD	LOQ
PFHxA	6065.93	D	54.98	144.68	1446.76
PFHpA	1309.51	D	7.41	23.15	231.48
PFOA	15895.91	D	520.83	1446.76	14467.59
PFNA	7.64		0.24	0.93	4.63
PFDA	0.46	U	0.15	0.46	4.63
PFUnA	0.93	U	0.27	0.93	4.63
PFDoA	0.46	U	0.17	0.46	4.63
PFTrDA	0.46	U	0.14	0.46	4.63
PFTeDA	0.93	U	0.23	0.93	4.63
NMeFOSAA	1.85	U	0.52	1.85	4.63
NEtFOSAA	0.93	U	0.45	0.93	4.63
PFBS	1614.40	D	37.62	144.68	1446.76
PFHxS	14647.00	D	31.83	115.74	1446.76
PFOS	774.98	D	8.80	23.15	231.48
Surrogate Recoveries (%)					
13C5-PFHxA	77	D			
13C4-PFHpA	82	D			
13C8-PFOA	113	D			
13C9-PFNA	92	D			
13C6-PFDA	98				
13C7-PFUnA	109				
13C2-PFDoA	119				
13C2-PFTeDA	76				
d3-MeFOSAA	106	D			
d5-EtFOSAA	134	D			
13C3-PFBS	134	D			
13C3-PFHxS	106	D			
13C8-PFOS	102	D			

Project Client: CH2M
Project Name: CTO-4164 Naval Base Ventura County, California
Project No.: 100110125-01

Client ID	VC-PM649-DW04-0918				
Battelle ID	J8245-FS				
Sample Type	SA				
Collection Date	09/18/2018				
Extraction Date	09/26/2018				
Analysis Date	10/03/2018				
Analytical Instrument	Sciex 5500 LC/MS/MS				
% Moisture	NA				
Matrix	GW				
Sample Size	0.280				
Size Unit-Basis	L				
Units	ng/L		MDL	LOD	LOQ
PFHxA	1402.98	D	8.48	22.32	223.21
PFHpA	550.72	D	3.57	11.16	111.61
PFOA	1406.41	D	8.04	22.32	223.21
PFNA	11.26		0.23	0.89	4.46
PFDA	1.24	J	0.14	0.45	4.46
PFUnA	0.89	U	0.26	0.89	4.46
PFDoA	0.45	U	0.16	0.45	4.46
PFTrDA	0.45	U	0.13	0.45	4.46
PFTeDA	0.89	U	0.22	0.89	4.46
NMeFOSAA	1.79	U	0.50	1.79	4.46
NEtFOSAA	0.89	U	0.44	0.89	4.46
PFBS	239.42	D	0.58	2.23	22.32
PFHxS	2501.93	D	4.91	17.86	223.21
PFOS	2200.42	D	8.48	22.32	223.21
Surrogate Recoveries (%)					
13C5-PFHxA	112	D			
13C4-PFHpA	115	D			
13C8-PFOA	104	D			
13C9-PFNA	104	D			
13C6-PFDA	100				
13C7-PFUnA	94				
13C2-PFDoA	92				
13C2-PFTeDA	82				
d3-MeFOSAA	108	D			
d5-EtFOSAA	116	D			
13C3-PFBS	148	D			
13C3-PFHxS	112	D			
13C8-PFOS	112	D			

Project Client: CH2M
Project Name: CTO-4164 Naval Base Ventura County, California
Project No.: 100110125-01

Client ID	KB35 IB				
Battelle ID	KB35 IB_10/02/2018				
Sample Type	IB				
Collection Date	NA				
Extraction Date	NA				
Analysis Date	10/02/2018				
Analytical Instrument	Sciex 5500 LC/MS/MS				
% Moisture	NA				
Matrix	Water				
Sample Size	0.250				
Size Unit-Basis	NA				
Units	ng/L		MDL	LOD	LOQ
PFHxA	0.50	U	0.19	0.50	5.00
PFHpA	0.50	U	0.16	0.50	5.00
PFOA	0.50	U	0.18	0.50	5.00
PFNA	1.00	U	0.26	1.00	5.00
PFDA	0.50	U	0.16	0.50	5.00
PFUnA	1.00	U	0.29	1.00	5.00
PFDoA	0.50	U	0.18	0.50	5.00
PFTrDA	0.50	U	0.15	0.50	5.00
PFTeDA	1.00	U	0.25	1.00	5.00
NMeFOSAA	2.00	U	0.56	2.00	5.00
NEtFOSAA	1.00	U	0.49	1.00	5.00
PFBS	0.13	J	0.13	0.50	5.00
PFHxS	0.40	U	0.11	0.40	5.00
PFOS	0.50	U	0.19	0.50	5.00
Surrogate Recoveries (%)					
13C5-PFHxA	96				
13C4-PFHpA	94				
13C8-PFOA	104				
13C9-PFNA	93				
13C6-PFDA	98				
13C7-PFUnA	100				
13C2-PFDoA	97				
13C2-PFTeDA	96				
d3-MeFOSAA	102				
d5-EtFOSAA	104				
13C3-PFBS	94				
13C3-PFHxS	101				
13C8-PFOS	93				

Project Client: CH2M
Project Name: CTO-4164 Naval Base Ventura County, California
Project No.: 100110125-01

Client ID	KB35 IB				
Battelle ID	KB35 IB_10/03/2018				
Sample Type	IB				
Collection Date	NA				
Extraction Date	NA				
Analysis Date	10/03/2018				
Analytical Instrument	Sciex 5500 LC/MS/MS				
% Moisture	NA				
Matrix	Water				
Sample Size	0.250				
Size Unit-Basis	NA				
Units	ng/L		MDL	LOD	LOQ
PFHxA	0.50	U	0.19	0.50	5.00
PFHpA	0.50	U	0.16	0.50	5.00
PFOA	0.50	U	0.18	0.50	5.00
PFNA	1.00	U	0.26	1.00	5.00
PFDA	0.50	U	0.16	0.50	5.00
PFUnA	1.00	U	0.29	1.00	5.00
PFDoA	0.50	U	0.18	0.50	5.00
PFTrDA	0.50	U	0.15	0.50	5.00
PFTeDA	1.00	U	0.25	1.00	5.00
NMeFOSAA	2.00	U	0.56	2.00	5.00
NEtFOSAA	1.00	U	0.49	1.00	5.00
PFBS	0.50	U	0.13	0.50	5.00
PFHxS	0.40	U	0.11	0.40	5.00
PFOS	0.50	U	0.19	0.50	5.00
Surrogate Recoveries (%)					
13C5-PFHxA	107				
13C4-PFHpA	114				
13C8-PFOA	108				
13C9-PFNA	98				
13C6-PFDA	105				
13C7-PFUnA	86				
13C2-PFDoA	95				
13C2-PFTeDA	94				
d3-MeFOSAA	79				
d5-EtFOSAA	85				
13C3-PFBS	105				
13C3-PFHxS	101				
13C8-PFOS	108				

Project Client: CH2M
Project Name: CTO-4164 Naval Base Ventura County, California
Project No.: 100110125-01

Client ID	Procedural Blank			
Battelle ID	CR845PB-FS			
Sample Type	PB			
Collection Date	09/26/2018			
Extraction Date	09/26/2018			
Analysis Date	10/02/2018			
Analytical Instrument	Sciex 5500 LC/MS/MS			
% Moisture	NA			
Matrix	WATER			
Sample Size	0.250			
Size Unit-Basis	L			
Units	ng/L	MDL	LOD	LOQ
PFHxA	0.50 U	0.19	0.50	5.00
PFHpA	0.50 U	0.16	0.50	5.00
PFOA	0.71 J	0.18	0.50	5.00
PFNA	1.00 U	0.26	1.00	5.00
PFDA	0.50 U	0.16	0.50	5.00
PFUnA	1.00 U	0.29	1.00	5.00
PFDoA	0.50 U	0.18	0.50	5.00
PFTrDA	0.50 U	0.15	0.50	5.00
PFTeDA	1.00 U	0.25	1.00	5.00
NMeFOSAA	2.00 U	0.56	2.00	5.00
NEtFOSAA	1.00 U	0.49	1.00	5.00
PFBS	0.50 U	0.13	0.50	5.00
PFHxS	0.40 U	0.11	0.40	5.00
PFOS	0.50 U	0.19	0.50	5.00
Surrogate Recoveries (%)				
13C5-PFHxA	91			
13C4-PFHpA	89			
13C8-PFOA	95			
13C9-PFNA	95			
13C6-PFDA	103			
13C7-PFUnA	98			
13C2-PFDoA	97			
13C2-PFTeDA	86			
d3-MeFOSAA	95			
d5-EtFOSAA	91			
13C3-PFBS	90			
13C3-PFHxS	89			
13C8-PFOS	92			

Project Client: CH2M
Project Name: CTO-4164 Naval Base Ventura County, California
Project No.: 100110125-01

Client ID	Laboratory Control Sample					
Battelle ID	CR846LCS-FS					
Sample Type	LCS					
Collection Date	09/26/2018					
Extraction Date	09/26/2018					
Analysis Date	10/02/2018					
Analytical Instrument	Sciex 5500 LC/MS/MS					
% Moisture	NA					
Matrix	WATER					
Sample Size	0.250					
Size Unit-Basis	L				Control Limits	
Units	ng/L	Target	Recovery	Qual	Lower	Upper
PFHxA	20.19	20.20	100		51	137
PFHpA	18.03	20.00	90		48	136
PFOA	20.23	20.00	101		49	141
PFNA	20.16	20.00	101		58	122
PFDA	20.47	20.00	102		59	135
PFUnA	20.11	20.00	101		64	134
PFDoA	20.12	20.00	101		75	131
PFTrDA	21.34	20.00	107		42	148
PFTeDA	20.34	20.00	102		42	158
NMeFOSAA	18.28	20.00	91		50	146
NEtFOSAA	19.75	20.00	99		51	131
PFBS	18.81	20.20	93		56	134
PFHxS	21.23	20.20	105		52	128
PFOS	19.68	20.00	98		40	144
Surrogate Recoveries (%)						
13C5-PFHxA	93					
13C4-PFHpA	100					
13C8-PFOA	98					
13C9-PFNA	100					
13C6-PFDA	96					
13C7-PFUnA	94					
13C2-PFDoA	97					
13C2-PFTeDA	94					
d3-MeFOSAA	98					
d5-EtFOSAA	84					
13C3-PFBS	95					
13C3-PFHxS	84					
13C8-PFOS	93					

BATTELLE
It can be done

Glossary of Data Qualifiers

Flag:	Application:
B	Analyte found in the sample at a concentration <10x the level found in the procedural blank
D	Dilution Run. Initial run outside the initial calibration range of the instrument
E	Estimate, result is greater than the highers concentration level in the calibration
H	Surrogate diluted out. Used when surrogate recovery is affected by excessive dilution of the sample extract.
J	Analyte detected below the Limit of Quantitation (LOQ)
ME	Significant Matrix Interference - Estimated value.
MI	Significant Matrix Interference - value could not be determined.
n	Quality Control (QC) value is outside the accuracy or precision Data Quality Objective (DQO), but meets secondary criteria
N	Quality Control (QC) value is outside the accuracy or precision Data Quality Objective (DQO)
NA	Not Applicable
T	Holding Time (HT) exceeded
U	Analyte not detected or detected below the Method detection limit (MDL) value, Limit of Detection (LOD) reported

Miscellaneous Documentation

QA/QC Summary
Batch 18-0567

Project:	CTO-4164 Naval Base Ventura County, California
Parameters:	PFAS
Laboratory:	Battelle, Norwell, MA
Matrix:	GW
Data Set:	DP-18-0275
Analytical SOP:	5-369
Method Reference:	PFAS to QSM 5.1 Table B-15

Sample Custody		
Collection Date	Receipt Date	Temp (°C)
9/17, 18, and 19/2018	9/21/2018	0.1, 0.9, and 0.3
Corrective Actions	None, however, clarifications were provided via email by the client (included in the final custody records).	
Sample Storage	The water samples were stored refrigerated until extraction.	
Related samples	NA	

	METHOD SUMMARIES
Sample Preparation	Water samples were spiked with surrogates in the original sample container from the field. The water was extracted using a weak ion exchange solid phase extraction (SPE) cartridge and eluted from the SPE with 0.4% NH_3 in methanol. Extracts were concentrated to dryness under nitrogen with a water bath set between 35 °C and 45 °C, reconstituted with 80:20 methanol/water (V/V) and fortified with internal standard. Extracts were transferred for LC-MS/MS analysis.
Prep comments	Due to high solid content in all samples, excluding field and equipment blanks, all samples were centrifuged and transferred to new bottles prior to extraction.
Analysis	PFAS were measured by liquid chromatography tandem mass spectrometry (LC-MS/MS) in the multiple reaction monitoring (MRM). An initial calibration consisting of representative target analytes, labelled analogs, and internal standards was analyzed prior to analysis to demonstrate the linear range of analysis. Calibration verification was performed at the beginning and end of 10 injections and at the end of each sequence. Target PFAS were quantified using the isotope dilution method. Samples are reported in ng/L concentrations.
Analysis Comments	Samples analyzed on Sciex 5500 LC-MS/MS. When detected, PFHxS and PFOS contain both linear and branched isomers. The ion ratio for the following samples were above the 50% RPD criteria: - PFHpA in sample VC-PM3009-DW01-0918 (extract J8210-FS(3)). - PFNA in sample VC-PM649-DW03-0918 (extract J8244-FS(0)). - PFOA in sample VC-PM649-DW03-0918 (extract J8244-FS-D(9)). In cases were native PFAS compounds were reported from dilutions (above calibration in non-diluted extracts), the extracted internal standard (surrogate) used to quantify the native compound was also reported from the dilution.

QA/QC Summary
Batch 18-0567

Holding Times	Extraction Date(s)	Analysis Date(s)
	9/26/2018	10/2-3/2018

Procedural Blank (PB)	A PB was prepared with this analytical batch to ensure the sample extraction and analysis methods are free of contamination.
≤ ½ the LOQ Samples >10x PB	No exceedances noted.
	No comments.

Laboratory Control Spike (LCS)	A LCS was prepared with this analytical batch. The percent recoveries of target analytes were calculated to measure accuracy.
Laboratory derived control limits for recovery	No exceedances noted.
	No comments.

Matrix Spike and Matrix Spike Duplicate (MS/MSD)	A MS/MSD was prepared with this analytical batch. The percent recoveries of target analytes were calculated to measure accuracy.
Laboratory derived control limits for recovery and <30% RPD	A matrix spike and matrix spike duplicate were not prepared with this SDG.
	No comments.

Extracted Internal Standard Analytes	Labelled analog compounds were added prior to extraction. The recoveries are calculated to measure extraction efficiency.
50-150% of true value	No exceedances noted.
	No comments.

Internal Standard Analytes	Labelled analog compounds were added prior to analysis.
+/- 50% of the area of the L5 calibration point.	No exceedances noted.
	There are sixteen (16) instances where 13C2-PFOA and 13C4-PFOS would fail IS area criteria. These failures are due to the amount of native PFOA and PFOS found in the samples interfering with the internal standards in the non-diluted extracts. In these cases, the extracted internal standards that would use these two internal standards are reported from a dilution to mitigate the interferences from the high concentrations in the non-diluted samples. No data is reported from extracts where the IS areas would have failed criteria.

Initial Calibration (ICAL)	The LC-MS/MS was calibrated with multi-level calibration curve for all compounds using linear or quadradic curve fitting.
+/- 30% of true value, $R^2 \geq 0.99$	No exceedances noted.
	No comments.

Independent Calibration Check (ICC)	The independent check was run after each initial calibration to verify the calibration. This standard is from a different source than the ICAL.

QA/QC Summary
Batch 18-0567

+/- 30% of true value	No exceedances noted.
	No comments.

Continuing Calibration Verification (CCV)	Continuing calibration standards were run at the beginning and end of 10 injections and at the end of the sequence to ensure that initial calibration is still valid.
+/- 30% of true value	No exceedances noted.
	No comments.

Instrument Blank (IB)	Immediately following the highest standard analyzed and daily prior to sample analysis.
≤ ½ the LOQ	No exceedances noted.
	No comments.

BATTELLE
It can be done

Project Client: CH2M
Project Name: CTO-4164 Naval Base Ventura County, California
Project Number: 100110125-01
Preparation Batch: 18-0567
Data Set: DP-18-0275
Test Code: Master_369

QC Parameter:	Exceed:	Justification:
Procedural Blank	0	None
PB Measurement Quality Objective	0	None
Laboratory Control Sample	0	None
Matrix Spike / Matrix Spike Duplicate Recovery	0	None
Matrix Spike / Matrix Spike Duplicate Precision	0	None
Extracted Internal Standard Analytes (Surrogates)	0	None
Instrument Calibration	0	None
Instrument Blank	0	None
Independent Calibration Check	0	None
Continuing Calibration Verification	0	None

BATTELLE
It can be done

BATTELLE - NORWELL OPERATIONS
MISCELLANEOUS DOCUMENTATION FORM

Project Title:	CTO-4164 Naval Base Ventura County,	**Data Set Number:**	DP-18-0275
Project Number:	100110125-01	**Prep Batch Number:**	18-0567
Entered By:	Denise Schumitz	**Entered On:**	10/04/2018
Test Code (Matrix Type):	Master_369(L)		

Samples that were manually integrated are noted on the quant reports with the comment (TRUE). DMS 10/4/2018

The ion ratio for the following samples were above the 50% RPD criteria:

- PFHpA in sample J8210-FS(3).
- PFNA in sample J8244-FS(0).
- PFOA in sample J8244-FS-D(9).

DMS 10/4/2018

In cases were native PFAS compounds were reported from dilutions (above calibration in non-diluted extracts), the extracted internal standard (surrogate) used to quantify the native compound was also reported from the dilution.
DMS 10/4/2018

There are sixteen (16) instances of extracted internal standards (surrogates) that would fall 50%-150% recovery criteria if reported from the non-diluted extract. This is due to the higher levels of native PFOA and PFOS found in the samples interfering with the 13C2-PFOA and 13C4-PFOS internal standards used to quantify the surrogates. In these cases, the surrogates are reported from dilutions, however, the native compounds are reported from the non-diluted extracts as the interferences are with the internal standards and not the surrogates used to quantify the native compounds. DMS 10/4/2018

Task Leader Approval:

SupervisorApproval:

PM Approval:



Digitally signed by Jonathan Thorn
Date: 2018.10.05 12:17:04 -04'00'

Example Calculation for PFAS

Calculation of final concentration from area:

$$Concentration = \left[\frac{PA - b}{m}\right] * C_{IS} * PIV * DF/S$$

Where:

PA = Area of target / area of internal standard
b = y intercept from calibration curve
CIS = concentration of internal standard (ng/L)
m = slope of calibration
DF = dilution factor
S = Sample Size
PIV = Pre-injection volume (L)

Sample ID:	J8214-FS(0)
Client Sample ID:	VC-PM372-DW01-0918
Sample Size:	0.27
Units:	L
Dilution Factor:	1.000
PIV (L):	0.001
Target Analyte:	PFBS
MRM Transition:	298.9 / 80.0
Data file:	18-0567.wiff
Result table:	18-0567_BASE
Area:	7,225,317.91
IS Name:	13C3-PFBS
IS Area:	21,045.45
IS Amount (ng/L):	232.25
y-intercept:	-0.16084
slope:	2.89292

$$\text{Concentration} = \frac{[(7225317.91/21045.45) - -0.16084]}{2.89292} * 232.25 * 0.001 * 1 / 0.27$$

ng/L = 102.13

*Final concentration may vary based on rounding.

BATTELLE
It can be done

Project Client: CH2M
Project Name: CTO-4164 Naval Base Ventura County, California
Project No.: 100110125-01
Preparation Batch: 18-0567
Data Set: DP-18-0275

		CR845PB-FS (Procedural Blank)	CR846LCS-FS (Laboratory Control Sample)	J8210-FS (VC-PM3009-DW01-0918)	J8211-FS (VC-PM3009-DW02-0918)	J8212-FS (VC-PM3009-DW02P-0918)	J8213-FS (VC-PM3009-DW03-0918)
PFHxA	307-24-4	-	L	L	L	L	L
PFHpA	375-85-9	-	L	L	L	L	L
PFOA	335-67-1	L	L	L	L	L	L
PFNA	375-95-1	-	L	L	L	L	L
PFDA	335-76-2	-	L	L	L	L	-
PFUnA	2058-94-8	-	L	L	-	-	-
PFDoA	307-55-1	-	L	-	-	-	-
PFTrDA	72629-94-8	-	L	-	-	-	-
PFTeDA	376-06-7	-	L	-	-	-	-
NMeFOSAA	2355-31-9	-	L	L	-	-	-
NEtFOSAA	2991-50-6	-	L	L	-	-	-
PFBS	375-73-5	-	L	L	L	L	L
PFHxS	355-46-4	-	L/Br	L/Br	L/Br	L/Br	L/Br
PFOS	1763-23-1	-	L/Br	L/Br	L/Br	L/Br	L/Br

"L" :Linear
"Br": branched
"L/Br": Linear/Branched
"-": Not detected

Project Client: CH2M
Project Name: CTO-4164 Naval Base Ventura County, California
Project No.: 100110125-01
Preparation Batch
Data Set: DP-18-(

	J8214-FS (VC-PM372-DW01-0918)	J8215-FS (VC-PM372-DW02-0918)	J8216-FS (VC-PM372-DW02P-0918)	J8217-FS (VC-PM372-DW03-0918)	J8241-FS (VC-PM649-DW01-0918)	J8242-FS (VC-PM649-DW01P-0918)	J8243-FS (VC-PM649-DW02-0918)	J8244-FS (VC-PM649-DW03-0918)
PFHxA	L	L	L	L	L	L	L	L
PFHpA	L	L	L	L	L	L	L	L
PFOA	L	L	L	L	L	L	L	L
PFNA	L	L	L	L	L	L	L	L
PFDA	L	L	L	-	L	L	-	-
PFUnA	-	-	-	-	-	-	-	-
PFDoA	-	-	-	-	-	-	-	-
PFTrDA	-	-	-	-	-	-	-	-
PFTeDA	-	-	-	-	-	-	-	-
NMeFOSAA	-	-	-	-	-	-	-	-
NEtFOSAA	-	-	-	-	-	-	-	-
PFBS	L	L	L	L	L	L	L	L
PFHxS	L/Br	L/Br	L/Br	L/Br	L/Br	L/Br	L/Br	L/Br
PFOS	L/Br	L/Br	L/Br	L/Br	L/Br	L/Br	L/Br	L/Br

"L" :Linear
"Br": branched
"L/Br": Linear/Bra
"-": Not detected

Project Client: CH2M
Project Name: CTO-4164 Naval Base Ventura County, California
Project No.: 100110125-01
Preparation Batch
Data Set: DP-18-(

	J8245-FS (VC-PM649-DW04-0918)
PFHxA	L
PFHpA	L
PFOA	L
PFNA	L
PFDA	L
PFUnA	-
PFDoA	-
PFTrDA	-
PFTeDA	-
NMeFOSAA	-
NEtFOSAA	-
PFBS	L
PFHxS	L/Br
PFOS	L/Br

"L" :Linear
"Br": branched
"L/Br": Linear/Bra
"-": Not detected

Project Client: CH2M
Project Name: CTO-4164 Naval Base Ventura County, California
Project No.: 100110125-01

BATTELLE
It can be done

Sample Name	Sample ID	Analysis Date	Analyte	Area	Lower	Upper
KB69	L5	10/2/18 21:12	13C2-PFOA	87,666.86	43,833.43	131,500.29

Sample Name	Sample ID	Analysis Date	Analyte	Area	Lower	Upper	Qualifier
KA86	L1	10/2/18 20:29	13C2-PFOA	86,508.05	43,833.43	131,500.29	
KA87	L2	10/2/18 20:40	13C2-PFOA	92,232.15	43,833.43	131,500.29	
KA88	L3	10/2/18 20:51	13C2-PFOA	92,713.17	43,833.43	131,500.29	
KB85	L4	10/2/18 21:02	13C2-PFOA	93,478.25	43,833.43	131,500.29	
KB69	L5	10/2/18 21:12	13C2-PFOA	87,666.86	43,833.43	131,500.29	
KB64	L6	10/2/18 21:23	13C2-PFOA	79,822.03	43,833.43	131,500.29	
KB65	L7	10/2/18 21:34	13C2-PFOA	85,385.75	43,833.43	131,500.29	
KB35 IB	Instrument Blank	10/2/18 21:45	13C2-PFOA	85,462.81	43,833.43	131,500.29	
KB36 ICC	ICC	10/2/18 21:56	13C2-PFOA	82,611.52	43,833.43	131,500.29	
KB85 CCV	CCV	10/2/18 22:50	13C2-PFOA	96,389.07	43,833.43	131,500.29	
CR845PB-FS(0)	Procedural Blank	10/2/18 23:12	13C2-PFOA	88,852.92	43,833.43	131,500.29	
CR846LCS-FS(0)	Laboratory Control Sample	10/2/18 23:23	13C2-PFOA	86,710.74	43,833.43	131,500.29	
J8210-FS(0)	VC-PM3009-DW01-0918	10/2/18 23:34	13C2-PFOA	74,800.63	43,833.43	131,500.29	
J8210-FS-D(3)	VC-PM3009-DW01-0918	10/2/18 23:44	13C2-PFOA	78,851.90	43,833.43	131,500.29	
J8210-FS-D(5)	VC-PM3009-DW01-0918	10/2/18 23:55	13C2-PFOA	91,625.54	43,833.43	131,500.29	
J8210-FS-D(7)	VC-PM3009-DW01-0918	10/3/18 0:06	13C2-PFOA	89,544.07	43,833.43	131,500.29	
J8210-FS-D(9)	VC-PM3009-DW01-0918	10/3/18 0:17	13C2-PFOA	92,119.20	43,833.43	131,500.29	
KB85 CCV	CCV	10/3/18 0:39	13C2-PFOA	79,115.46	43,833.43	131,500.29	
J8211-FS(0)	VC-PM3009-DW02-0918	10/3/18 1:01	13C2-PFOA	86,231.61	43,833.43	131,500.29	
J8211-FS-D(3)	VC-PM3009-DW02-0918	10/3/18 1:11	13C2-PFOA	92,168.85	43,833.43	131,500.29	
J8211-FS-D(5)	VC-PM3009-DW02-0918	10/3/18 1:22	13C2-PFOA	93,421.61	43,833.43	131,500.29	
J8212-FS(0)	VC-PM3009-DW02P-0918	10/3/18 1:33	13C2-PFOA	73,624.97	43,833.43	131,500.29	
J8212-FS-D(3)	VC-PM3009-DW02P-0918	10/3/18 1:44	13C2-PFOA	93,386.69	43,833.43	131,500.29	
J8212-FS-D(5)	VC-PM3009-DW02P-0918	10/3/18 1:55	13C2-PFOA	102,548.70	43,833.43	131,500.29	
J8214-FS(0)	VC-PM372-DW01-0918	10/3/18 2:06	13C2-PFOA	75,277.81	43,833.43	131,500.29	
J8214-FS-D(3)	VC-PM372-DW01-0918	10/3/18 2:17	13C2-PFOA	78,037.42	43,833.43	131,500.29	
J8214-FS-D(5)	VC-PM372-DW01-0918	10/3/18 2:27	13C2-PFOA	92,157.99	43,833.43	131,500.29	
KB69 CCV	CCV	10/3/18 2:49	13C2-PFOA	85,524.41	43,833.43	131,500.29	
J8215-FS(0)	VC-PM372-DW02-0918	10/3/18 3:11	13C2-PFOA	73,802.62	43,833.43	131,500.29	
J8215-FS-D(3)	VC-PM372-DW02-0918	10/3/18 3:22	13C2-PFOA	82,348.12	43,833.43	131,500.29	
J8215-FS-D(5)	VC-PM372-DW02-0918	10/3/18 3:33	13C2-PFOA	92,146.20	43,833.43	131,500.29	
J8215-FS-D(7)	VC-PM372-DW02-0918	10/3/18 3:43	13C2-PFOA	97,952.83	43,833.43	131,500.29	
J8216-FS(0)	VC-PM372-DW02P-0918	10/3/18 3:54	13C2-PFOA	73,301.19	43,833.43	131,500.29	
J8216-FS-D(3)	VC-PM372-DW02P-0918	10/3/18 4:05	13C2-PFOA	107,471.84	43,833.43	131,500.29	
J8216-FS-D(5)	VC-PM372-DW02P-0918	10/3/18 4:16	13C2-PFOA	100,035.18	43,833.43	131,500.29	
KB85 CCV	CCV	10/3/18 4:38	13C2-PFOA	86,313.88	43,833.43	131,500.29	
~~J8241-FS(0)~~	~~VC-PM649-DW01-0918~~	~~10/3/18 5:00~~	~~13C2-PFOA~~	~~173,975.65~~	~~43,833.43~~	~~131,500.29~~	~~N~~
J8241-FS-D(3)	VC-PM649-DW01-0918	10/3/18 5:10	13C2-PFOA	79,073.51	43,833.43	131,500.29	
J8241-FS-D(5)	VC-PM649-DW01-0918	10/3/18 5:21	13C2-PFOA	94,545.86	43,833.43	131,500.29	
J8241-FS-D(7)	VC-PM649-DW01-0918	10/3/18 5:32	13C2-PFOA	99,191.23	43,833.43	131,500.29	
~~J8242-FS(0)~~	~~VC-PM649-DW01P-0918~~	~~10/3/18 5:43~~	~~13C2-PFOA~~	~~189,808.41~~	~~43,833.43~~	~~131,500.29~~	~~N~~
J8242-FS-D(3)	VC-PM649-DW01P-0918	10/3/18 5:54	13C2-PFOA	93,009.89	43,833.43	131,500.29	
J8242-FS-D(5)	VC-PM649-DW01P-0918	10/3/18 6:05	13C2-PFOA	89,373.13	43,833.43	131,500.29	
J8242-FS-D(7)	VC-PM649-DW01P-0918	10/3/18 6:16	13C2-PFOA	79,113.48	43,833.43	131,500.29	
J8243-FS-D(5)	VC-PM649-DW02-0918	10/3/18 6:26	13C2-PFOA	88,295.59	43,833.43	131,500.29	
J8243-FS-D(7)	VC-PM649-DW02-0918	10/3/18 6:37	13C2-PFOA	102,412.11	43,833.43	131,500.29	
KB69 CCV	CCV	10/3/18 6:59	13C2-PFOA	84,090.27	43,833.43	131,500.29	
~~J8244-FS(0)~~	~~VC-PM649-DW03-0918~~	~~10/3/18 7:21~~	~~13C2-PFOA~~	~~598,385.19~~	~~43,833.43~~	~~131,500.29~~	~~N~~
~~J8244-FS-D(5)~~	~~VC-PM649-DW03-0918~~	~~10/3/18 7:32~~	~~13C2-PFOA~~	~~146,972.29~~	~~43,833.43~~	~~131,500.29~~	~~N~~
J8244-FS-D(5)	VC-PM649-DW03-0918	10/3/18 7:43	13C2-PFOA	96,343.13	43,833.43	131,500.29	
J8244-FS-D(7)	VC-PM649-DW03-0918	10/3/18 7:54	13C2-PFOA	122,361.71	43,833.43	131,500.29	
~~J8245-FS(0)~~	~~VC-PM649-DW04-0918~~	~~10/3/18 8:04~~	~~13C2-PFOA~~	~~152,655.19~~	~~43,833.43~~	~~131,500.29~~	~~N~~
J8245-FS-D(3)	VC-PM649-DW04-0918	10/3/18 8:15	13C2-PFOA	110,920.57	43,833.43	131,500.29	
J8245-FS-D(5)	VC-PM649-DW04-0918	10/3/18 8:26	13C2-PFOA	107,287.72	43,833.43	131,500.29	
J8245-FS-D(7)	VC-PM649-DW04-0918	10/3/18 8:37	13C2-PFOA	100,974.76	43,833.43	131,500.29	
~~J8243-FS(0)~~	~~VC-PM649-DW02-0918~~	~~10/3/18 8:48~~	~~13C2-PFOA~~	~~236,682.29~~	~~43,833.43~~	~~131,500.29~~	~~N~~
J8243-FS-D(3)	VC-PM649-DW02-0918	10/3/18 8:59	13C2-PFOA	101,150.91	43,833.43	131,500.29	
KB85 CCV	CCV	10/3/18 9:21	13C2-PFOA	86,267.20	43,833.43	131,500.29	
J8213-FS(0)	VC-PM3009-DW03-0918	10/3/18 9:42	13C2-PFOA	68,370.17	43,833.43	131,500.29	
J8217-FS(0)	VC-PM372-DW03-0918	10/3/18 10:04	13C2-PFOA	73,158.23	43,833.43	131,500.29	
KB69 CCV	CCV	10/3/18 10:48	13C2-PFOA	89,317.83	43,833.43	131,500.29	
KA88 ISC	Instrument Sensitivity Check	10/3/18 15:57	13C2-PFOA	94,823.08	43,833.43	131,500.29	
KB35 IB	Instrument Blank	10/3/18 16:08	13C2-PFOA	90,829.29	43,833.43	131,500.29	
J8216-FS-D(7)	VC-PM372-DW02P-0918	10/3/18 16:29	13C2-PFOA	106,022.13	43,833.43	131,500.29	
J8241-FS-D(9)	VC-PM649-DW01-0918	10/3/18 16:40	13C2-PFOA	89,432.42	43,833.43	131,500.29	
J8242-FS-D(9)	VC-PM649-DW01P-0918	10/3/18 16:51	13C2-PFOA	93,476.52	43,833.43	131,500.29	
J8244-FS-D(9)	VC-PM649-DW03-0918	10/3/18 17:02	13C2-PFOA	95,191.26	43,833.43	131,500.29	
KB69 CCV	CCV	10/3/18 17:24	13C2-PFOA	95,253.31	43,833.43	131,500.29	

Project Client: CH2M
Project Name: CTO-4164 Naval Base Ventura County, California
Project No.: 100110125-01

BATTELLE
It can be done

Sample Name	Sample ID	Analysis Date	Analyte	Area	Lower	Upper
KB69	L5	10/2/18 21:12	13C2-PFDA	111,005.28	55,502.64	166,507.92

Sample Name	Sample ID	Analysis Date	Analyte	Area	Lower	Upper	Qualifier
KA86	L1	10/2/18 20:29	13C2-PFDA	97,981.25	55,502.64	166,507.92	
KA87	L2	10/2/18 20:40	13C2-PFDA	109,800.44	55,502.64	166,507.92	
KA88	L3	10/2/18 20:51	13C2-PFDA	108,731.85	55,502.64	166,507.92	
KB85	L4	10/2/18 21:02	13C2-PFDA	102,202.45	55,502.64	166,507.92	
KB69	L5	10/2/18 21:12	13C2-PFDA	111,005.28	55,502.64	166,507.92	
KB64	L6	10/2/18 21:23	13C2-PFDA	92,879.31	55,502.64	166,507.92	
KB65	L7	10/2/18 21:34	13C2-PFDA	101,908.02	55,502.64	166,507.92	
KB35 IB	Instrument Blank	10/2/18 21:45	13C2-PFDA	95,996.97	55,502.64	166,507.92	
KB36 ICC	ICC	10/2/18 21:56	13C2-PFDA	102,089.78	55,502.64	166,507.92	
KB85 CCV	CCV	10/2/18 22:50	13C2-PFDA	102,433.40	55,502.64	166,507.92	
CR845PB-FS(0)	Procedural Blank	10/2/18 23:12	13C2-PFDA	96,661.41	55,502.64	166,507.92	
CR846LCS-FS(0)	Laboratory Control Sample	10/2/18 23:23	13C2-PFDA	99,601.20	55,502.64	166,507.92	
J8210-FS(0)	VC-PM3009-DW01-0918	10/2/18 23:34	13C2-PFDA	78,453.62	55,502.64	166,507.92	
J8210-FS-D(3)	VC-PM3009-DW01-0918	10/2/18 23:44	13C2-PFDA	96,116.22	55,502.64	166,507.92	
J8210-FS-D(5)	VC-PM3009-DW01-0918	10/2/18 23:55	13C2-PFDA	118,539.02	55,502.64	166,507.92	
J8210-FS-D(7)	VC-PM3009-DW01-0918	10/3/18 0:06	13C2-PFDA	100,102.49	55,502.64	166,507.92	
J8210-FS-D(9)	VC-PM3009-DW01-0918	10/3/18 0:17	13C2-PFDA	107,830.67	55,502.64	166,507.92	
KB85 CCV	CCV	10/3/18 0:39	13C2-PFDA	92,688.94	55,502.64	166,507.92	
J8211-FS(0)	VC-PM3009-DW02-0918	10/3/18 1:01	13C2-PFDA	101,349.06	55,502.64	166,507.92	
J8211-FS-D(3)	VC-PM3009-DW02-0918	10/3/18 1:11	13C2-PFDA	105,991.05	55,502.64	166,507.92	
J8211-FS-D(5)	VC-PM3009-DW02-0918	10/3/18 1:22	13C2-PFDA	108,704.88	55,502.64	166,507.92	
J8212-FS(0)	VC-PM3009-DW02P-0918	10/3/18 1:33	13C2-PFDA	79,786.48	55,502.64	166,507.92	
J8212-FS-D(3)	VC-PM3009-DW02P-0918	10/3/18 1:44	13C2-PFDA	114,797.04	55,502.64	166,507.92	
J8212-FS-D(5)	VC-PM3009-DW02P-0918	10/3/18 1:55	13C2-PFDA	111,637.74	55,502.64	166,507.92	
J8214-FS(0)	VC-PM372-DW01-0918	10/3/18 2:06	13C2-PFDA	99,375.53	55,502.64	166,507.92	
J8214-FS-D(3)	VC-PM372-DW01-0918	10/3/18 2:17	13C2-PFDA	103,511.33	55,502.64	166,507.92	
J8214-FS-D(5)	VC-PM372-DW01-0918	10/3/18 2:27	13C2-PFDA	101,332.12	55,502.64	166,507.92	
KB69 CCV	CCV	10/3/18 2:49	13C2-PFDA	100,837.19	55,502.64	166,507.92	
J8215-FS(0)	VC-PM372-DW02-0918	10/3/18 3:11	13C2-PFDA	99,999.02	55,502.64	166,507.92	
J8215-FS-D(3)	VC-PM372-DW02-0918	10/3/18 3:22	13C2-PFDA	107,335.46	55,502.64	166,507.92	
J8215-FS-D(5)	VC-PM372-DW02-0918	10/3/18 3:33	13C2-PFDA	106,933.04	55,502.64	166,507.92	
J8215-FS-D(7)	VC-PM372-DW02-0918	10/3/18 3:43	13C2-PFDA	108,331.50	55,502.64	166,507.92	
J8216-FS(0)	VC-PM372-DW02P-0918	10/3/18 3:54	13C2-PFDA	89,708.15	55,502.64	166,507.92	
J8216-FS-D(3)	VC-PM372-DW02P-0918	10/3/18 4:05	13C2-PFDA	124,371.75	55,502.64	166,507.92	
J8216-FS-D(5)	VC-PM372-DW02P-0918	10/3/18 4:16	13C2-PFDA	118,613.29	55,502.64	166,507.92	
KB85 CCV	CCV	10/3/18 4:38	13C2-PFDA	97,831.53	55,502.64	166,507.92	
J8241-FS(0)	VC-PM649-DW01-0918	10/3/18 5:00	13C2-PFDA	99,910.58	55,502.64	166,507.92	
J8241-FS-D(3)	VC-PM649-DW01-0918	10/3/18 5:10	13C2-PFDA	91,034.07	55,502.64	166,507.92	
J8241-FS-D(5)	VC-PM649-DW01-0918	10/3/18 5:21	13C2-PFDA	113,198.82	55,502.64	166,507.92	
J8241-FS-D(7)	VC-PM649-DW01-0918	10/3/18 5:32	13C2-PFDA	112,092.93	55,502.64	166,507.92	
J8242-FS(0)	VC-PM649-DW01P-0918	10/3/18 5:43	13C2-PFDA	105,848.32	55,502.64	166,507.92	
J8242-FS-D(3)	VC-PM649-DW01P-0918	10/3/18 5:54	13C2-PFDA	102,440.25	55,502.64	166,507.92	
J8242-FS-D(5)	VC-PM649-DW01P-0918	10/3/18 6:05	13C2-PFDA	98,319.67	55,502.64	166,507.92	
J8242-FS-D(7)	VC-PM649-DW01P-0918	10/3/18 6:16	13C2-PFDA	88,507.90	55,502.64	166,507.92	
J8243-FS-D(5)	VC-PM649-DW02-0918	10/3/18 6:26	13C2-PFDA	104,207.89	55,502.64	166,507.92	
J8243-FS-D(7)	VC-PM649-DW02-0918	10/3/18 6:37	13C2-PFDA	115,478.96	55,502.64	166,507.92	
KB69 CCV	CCV	10/3/18 6:59	13C2-PFDA	106,563.76	55,502.64	166,507.92	
J8244-FS(0)	VC-PM649-DW03-0918	10/3/18 7:21	13C2-PFDA	73,314.83	55,502.64	166,507.92	
J8244-FS-D(5)	VC-PM649-DW03-0918	10/3/18 7:32	13C2-PFDA	119,912.94	55,502.64	166,507.92	
J8244-FS-D(5)	VC-PM649-DW03-0918	10/3/18 7:43	13C2-PFDA	109,302.64	55,502.64	166,507.92	
J8244-FS-D(7)	VC-PM649-DW03-0918	10/3/18 7:54	13C2-PFDA	118,908.60	55,502.64	166,507.92	
J8245-FS(0)	VC-PM649-DW04-0918	10/3/18 8:04	13C2-PFDA	95,801.67	55,502.64	166,507.92	
J8245-FS-D(3)	VC-PM649-DW04-0918	10/3/18 8:15	13C2-PFDA	117,961.19	55,502.64	166,507.92	
J8245-FS-D(5)	VC-PM649-DW04-0918	10/3/18 8:26	13C2-PFDA	123,843.03	55,502.64	166,507.92	
J8245-FS-D(7)	VC-PM649-DW04-0918	10/3/18 8:37	13C2-PFDA	110,040.85	55,502.64	166,507.92	
J8243-FS(0)	VC-PM649-DW02-0918	10/3/18 8:48	13C2-PFDA	88,109.30	55,502.64	166,507.92	
J8243-FS-D(3)	VC-PM649-DW02-0918	10/3/18 8:59	13C2-PFDA	97,327.70	55,502.64	166,507.92	
KB85 CCV	CCV	10/3/18 9:21	13C2-PFDA	93,341.78	55,502.64	166,507.92	
J8213-FS(0)	VC-PM3009-DW03-0918	10/3/18 9:42	13C2-PFDA	87,793.93	55,502.64	166,507.92	
J8217-FS(0)	VC-PM372-DW03-0918	10/3/18 10:04	13C2-PFDA	100,845.81	55,502.64	166,507.92	
KB69 CCV	CCV	10/3/18 10:48	13C2-PFDA	98,735.08	55,502.64	166,507.92	
KA88 ISC	Instrument Sensitivity Check	10/3/18 15:57	13C2-PFDA	105,322.83	55,502.64	166,507.92	
KB35 IB	Instrument Blank	10/3/18 16:08	13C2-PFDA	102,173.31	55,502.64	166,507.92	
J8216-FS-D(7)	VC-PM372-DW02P-0918	10/3/18 16:29	13C2-PFDA	103,331.16	55,502.64	166,507.92	
J8241-FS-D(9)	VC-PM649-DW01-0918	10/3/18 16:40	13C2-PFDA	100,618.76	55,502.64	166,507.92	
J8242-FS-D(9)	VC-PM649-DW01P-0918	10/3/18 16:51	13C2-PFDA	107,032.16	55,502.64	166,507.92	
J8244-FS-D(9)	VC-PM649-DW03-0918	10/3/18 17:02	13C2-PFDA	106,037.66	55,502.64	166,507.92	
KB69 CCV	CCV	10/3/18 17:24	13C2-PFDA	98,055.52	55,502.64	166,507.92	

Project Client: CH2M
Project Name: CTO-4164 Naval Base Ventura County, California
Project No.: 100110125-01

BATTELLE
It can be done

Sample Name	Sample ID	Analysis Date	Analyte	Area	Lower	Upper
KB69	L5	10/2/18 21:12	13C4-PFOS	31,119.81	15,559.91	46,679.72

Sample Name	Sample ID	Analysis Date	Analyte	Area	Lower	Upper	Qualifier
KA86	L1	10/2/18 20:29	13C4-PFOS	28,375.99	15,559.91	46,679.72	
KA87	L2	10/2/18 20:40	13C4-PFOS	26,984.45	15,559.91	46,679.72	
KA88	L3	10/2/18 20:51	13C4-PFOS	32,849.86	15,559.91	46,679.72	
KB85	L4	10/2/18 21:02	13C4-PFOS	30,017.37	15,559.91	46,679.72	
KB69	L5	10/2/18 21:12	13C4-PFOS	31,119.81	15,559.91	46,679.72	
KB64	L6	10/2/18 21:23	13C4-PFOS	25,887.81	15,559.91	46,679.72	
KB65	L7	10/2/18 21:34	13C4-PFOS	28,245.72	15,559.91	46,679.72	
KB35 IB	Instrument Blank	10/2/18 21:45	13C4-PFOS	27,620.32	15,559.91	46,679.72	
KB36 ICC	ICC	10/2/18 21:56	13C4-PFOS	29,054.61	15,559.91	46,679.72	
KB85 CCV	CCV	10/2/18 22:50	13C4-PFOS	32,881.56	15,559.91	46,679.72	
CR845PB-FS(0)	Procedural Blank	10/2/18 23:12	13C4-PFOS	29,568.28	15,559.91	46,679.72	
CR846LCS-FS(0)	Laboratory Control Sample	10/2/18 23:23	13C4-PFOS	30,188.37	15,559.91	46,679.72	
~~J8210-FS(0)~~	~~VC-PM3009-DW01-0918~~	~~10/2/18 23:34~~	~~13C4-PFOS~~	~~2,935.22~~	~~15,559.91~~	~~46,679.72~~	~~N~~
~~J8210-FS-D(3)~~	~~VC-PM3009-DW01-0918~~	~~10/2/18 23:44~~	~~13C4-PFOS~~	~~11,019.83~~	~~15,559.91~~	~~46,679.72~~	~~N~~
J8210-FS-D(5)	VC-PM3009-DW01-0918	10/2/18 23:55	13C4-PFOS	20,975.32	15,559.91	46,679.72	
J8210-FS-D(7)	VC-PM3009-DW01-0918	10/3/18 0:06	13C4-PFOS	22,677.30	15,559.91	46,679.72	
J8210-FS-D(9)	VC-PM3009-DW01-0918	10/3/18 0:17	13C4-PFOS	24,986.66	15,559.91	46,679.72	
KB85 CCV	CCV	10/3/18 0:39	13C4-PFOS	26,311.17	15,559.91	46,679.72	
J8211-FS(0)	VC-PM3009-DW02-0918	10/3/18 1:01	13C4-PFOS	23,118.46	15,559.91	46,679.72	
J8211-FS-D(3)	VC-PM3009-DW02-0918	10/3/18 1:11	13C4-PFOS	26,558.75	15,559.91	46,679.72	
J8211-FS-D(5)	VC-PM3009-DW02-0918	10/3/18 1:22	13C4-PFOS	27,017.89	15,559.91	46,679.72	
J8212-FS(0)	VC-PM3009-DW02P-0918	10/3/18 1:33	13C4-PFOS	17,668.92	15,559.91	46,679.72	
J8212-FS-D(3)	VC-PM3009-DW02P-0918	10/3/18 1:44	13C4-PFOS	26,914.68	15,559.91	46,679.72	
J8212-FS-D(5)	VC-PM3009-DW02P-0918	10/3/18 1:55	13C4-PFOS	33,075.14	15,559.91	46,679.72	
J8214-FS(0)	VC-PM372-DW01-0918	10/3/18 2:06	13C4-PFOS	20,471.85	15,559.91	46,679.72	
J8214-FS-D(3)	VC-PM372-DW01-0918	10/3/18 2:17	13C4-PFOS	22,637.23	15,559.91	46,679.72	
J8214-FS-D(5)	VC-PM372-DW01-0918	10/3/18 2:27	13C4-PFOS	26,737.35	15,559.91	46,679.72	
KB69 CCV	CCV	10/3/18 2:49	13C4-PFOS	29,239.33	15,559.91	46,679.72	
J8215-FS(0)	VC-PM372-DW02-0918	10/3/18 3:11	13C4-PFOS	25,507.76	15,559.91	46,679.72	
J8215-FS-D(3)	VC-PM372-DW02-0918	10/3/18 3:22	13C4-PFOS	26,356.66	15,559.91	46,679.72	
J8215-FS-D(5)	VC-PM372-DW02-0918	10/3/18 3:33	13C4-PFOS	31,906.50	15,559.91	46,679.72	
J8215-FS-D(7)	VC-PM372-DW02-0918	10/3/18 3:43	13C4-PFOS	31,239.04	15,559.91	46,679.72	
J8216-FS(0)	VC-PM372-DW02P-0918	10/3/18 3:54	13C4-PFOS	21,439.17	15,559.91	46,679.72	
J8216-FS-D(3)	VC-PM372-DW02P-0918	10/3/18 4:05	13C4-PFOS	35,480.53	15,559.91	46,679.72	
J8216-FS-D(5)	VC-PM372-DW02P-0918	10/3/18 4:16	13C4-PFOS	35,525.16	15,559.91	46,679.72	
KB85 CCV	CCV	10/3/18 4:38	13C4-PFOS	27,374.63	15,559.91	46,679.72	
~~J8241-FS(0)~~	~~VC-PM649-DW01-0918~~	~~10/3/18 5:00~~	~~13C4-PFOS~~	~~10,503.20~~	~~15,559.91~~	~~46,679.72~~	~~N~~
J8241-FS-D(3)	VC-PM649-DW01-0918	10/3/18 5:10	13C4-PFOS	17,908.87	15,559.91	46,679.72	
J8241-FS-D(5)	VC-PM649-DW01-0918	10/3/18 5:21	13C4-PFOS	32,115.44	15,559.91	46,679.72	
J8241-FS-D(7)	VC-PM649-DW01-0918	10/3/18 5:32	13C4-PFOS	27,571.19	15,559.91	46,679.72	
~~J8242-FS(0)~~	~~VC-PM649-DW01P-0918~~	~~10/3/18 5:43~~	~~13C4-PFOS~~	~~11,186.92~~	~~15,559.91~~	~~46,679.72~~	~~N~~
J8242-FS-D(3)	VC-PM649-DW01P-0918	10/3/18 5:54	13C4-PFOS	23,209.17	15,559.91	46,679.72	
J8242-FS-D(5)	VC-PM649-DW01P-0918	10/3/18 6:05	13C4-PFOS	24,121.22	15,559.91	46,679.72	
J8242-FS-D(7)	VC-PM649-DW01P-0918	10/3/18 6:16	13C4-PFOS	24,735.73	15,559.91	46,679.72	
J8243-FS-D(5)	VC-PM649-DW02-0918	10/3/18 6:26	13C4-PFOS	29,816.02	15,559.91	46,679.72	
J8243-FS-D(7)	VC-PM649-DW02-0918	10/3/18 6:37	13C4-PFOS	33,909.41	15,559.91	46,679.72	
KB69 CCV	CCV	10/3/18 6:59	13C4-PFOS	26,166.93	15,559.91	46,679.72	
~~J8244-FS(0)~~	~~VC-PM649-DW03-0918~~	~~10/3/18 7:21~~	~~13C4-PFOS~~	~~15,181.27~~	~~15,559.91~~	~~46,679.72~~	~~N~~
J8244-FS-D(5)	VC-PM649-DW03-0918	10/3/18 7:32	13C4-PFOS	32,546.86	15,559.91	46,679.72	
J8244-FS-D(5)	VC-PM649-DW03-0918	10/3/18 7:43	13C4-PFOS	30,686.82	15,559.91	46,679.72	
J8244-FS-D(7)	VC-PM649-DW03-0918	10/3/18 7:54	13C4-PFOS	32,223.30	15,559.91	46,679.72	
J8245-FS(0)	VC-PM649-DW04-0918	10/3/18 8:04	13C4-PFOS	17,086.58	15,559.91	46,679.72	
J8245-FS-D(3)	VC-PM649-DW04-0918	10/3/18 8:15	13C4-PFOS	25,279.74	15,559.91	46,679.72	
J8245-FS-D(5)	VC-PM649-DW04-0918	10/3/18 8:26	13C4-PFOS	31,491.25	15,559.91	46,679.72	
J8245-FS-D(7)	VC-PM649-DW04-0918	10/3/18 8:37	13C4-PFOS	33,922.07	15,559.91	46,679.72	
J8243-FS(0)	VC-PM649-DW02-0918	10/3/18 8:48	13C4-PFOS	24,778.70	15,559.91	46,679.72	
J8243-FS-D(3)	VC-PM649-DW02-0918	10/3/18 8:59	13C4-PFOS	26,022.11	15,559.91	46,679.72	
KB85 CCV	CCV	10/3/18 9:21	13C4-PFOS	28,516.47	15,559.91	46,679.72	
J8213-FS(0)	VC-PM3009-DW03-0918	10/3/18 9:42	13C4-PFOS	17,930.33	15,559.91	46,679.72	
J8217-FS(0)	VC-PM372-DW03-0918	10/3/18 10:04	13C4-PFOS	22,463.48	15,559.91	46,679.72	
KB69 CCV	CCV	10/3/18 10:48	13C4-PFOS	29,025.79	15,559.91	46,679.72	
KA88 ISC	Instrument Sensitivity Check	10/3/18 15:57	13C4-PFOS	34,413.67	15,559.91	46,679.72	
KB35 IB	Instrument Blank	10/3/18 16:08	13C4-PFOS	29,991.29	15,559.91	46,679.72	
J8216-FS-D(7)	VC-PM372-DW02P-0918	10/3/18 16:29	13C4-PFOS	34,148.23	15,559.91	46,679.72	
J8241-FS-D(9)	VC-PM649-DW01-0918	10/3/18 16:40	13C4-PFOS	30,457.12	15,559.91	46,679.72	
J8242-FS-D(9)	VC-PM649-DW01P-0918	10/3/18 16:51	13C4-PFOS	28,651.76	15,559.91	46,679.72	
J8244-FS-D(9)	VC-PM649-DW03-0918	10/3/18 17:02	13C4-PFOS	30,705.44	15,559.91	46,679.72	
KB69 CCV	CCV	10/3/18 17:24	13C4-PFOS	31,842.36	15,559.91	46,679.72	

Sample Name	KB65	**Injection Vial**	8
Sample ID	L7	**Injection Volume**	10.00
Sample Type	Standard	**Instrument Name**	QTRAP 5500
Acquisition Date	10/2/2018 9:34:34 PM	**Data File**	18-0567.wiff
Acquisition Method	5-0369.dam	**Result Table**	18-0567_BASE
Sample Comment			

Results Summary

Analyte	MRM Transition	RT	Spectra Acquisition Rate	Passing Range
PFBS_1	298.9 / 80.0	1.53	24	>10
PFBS_2	298.9 / 99.0	1.53	24	>10
PFHxA_1	313.0 / 269.0	1.85	24	>10
PFHxA_2	313.0 / 119.0	1.85	23	>10
PFHpA_1	363.0 / 319.0	2.26	30	>10
PFHpA_2	363.0 / 169.0	2.26	35	>10
PFHxS_1	399.0 / 80.0	2.28	35	>10
PFHxS_2	399.0 / 99.0	2.28	45	>10
PFOA_1	413.0 / 369.0	2.67	36	>10
PFOA_2	413.0 / 169.0	2.66	41	>10
PFNA_1	463.0 / 419.0	3.06	30	>10
PFNA_2	463.0 / 219.0	3.06	42	>10
PFOS_1	499.0 / 80.0	3.06	40	>10
PFOS_2	499.0 / 99.0	3.06	38	>10
PFDA_1	513.0 / 469.0	3.42	52	>10
PFDA_2	513.0 / 219.0	3.42	47	>10
PFUnA_1	563.0 / 519.0	3.73	60	>10
PFUnA_2	563.0 / 269.0	3.73	51	>10
PFDoA_1	613.0 / 569.0	4.01	67	>10
PFDoA_2	613.0 / 319.0	4.01	71	>10
PFTrDA_1	663.0 / 619.0	4.26	94	>10
PFTrDA_2	663.0 / 169.0	4.26	43	>10
PFTeDA_1	713.0 / 669.0	4.47	109	>10
PFTeDA_2	713.0 / 169.0	4.47	62	>10
NMeFOSAA_1	570.0 / 419.0	3.57	44	>10
NMeFOSAA_2	570.0 / 512.0	3.57	38	>10
NEtFOSAA_1	584.0 / 419.0	3.73	48	>10
NEtFOSAA_2	584.0 / 483.0	3.73	24	>10

BATTELLE

Mass Spectral Acquisition Rate Report

Created with Analyst Reporter
Printed: 04/10/2018 7:40:12 PM

Sample Name	KB65	**Injection Vial**	8
Sample ID	L7	**Injection Volume**	10.00
Sample Type	Standard	**Instrument Name**	QTRAP 5500
Acquisition Date	10/2/2018 9:34:34 PM	**Data File**	18-0567.wiff
Acquisition Method	5-0369.dam	**Result Table**	18-0567_SIS
Sample Comment			

Results Summary

Analyte	MRM Transition	RT	Spectra Acquisition Rate	Passing Range
13C2-PFDoA	615.0 / 570.0	4.00	30	>10
d3-MeFOSAA	573.0 / 419.0	3.56	29	>10
d5-EtFOSAA	589.0 / 419.0	3.72	24	>10
13C5-PFHxA	318.0 / 273.0	1.84	34	>10
13C4-PFHpA	367.0 / 322.0	2.24	49	>10
13C8-PFOA	421.0 / 376.0	2.66	36	>10
13C9-PFNA	472.0 / 427.0	3.05	26	>10
13C6-PFDA	519.0 / 474.0	3.40	41	>10
13C7-PFUnA	570.0 / 525.0	3.72	35	>10
13C2-PFTeDA	715.0 / 670.0	4.47	48	>10
13C3-PFBS	302.0 / 99.0	1.52	21	>10
13C3-PFHxS	402.0 / 99.0	2.27	35	>10
13C8-PFOS	507.0 / 99.0	3.05	33	>10

BATTELLE
It can be done

Precision and Bias at the LOQ for PFAS in non-potable Water

Analyte	CAS No.	Average (ng/L)	ST DEV	2 Sigma	n
PFBA	375-22-4	12.29	2.02	4.04	13
PFPeA	2706-90-3	10.73	1.51	3.02	9
PFHxA	307-24-4	9.93	1.30	2.60	39
PFHpA	375-85-9	9.42	1.57	3.14	39
PFOA	335-67-1	10.18	1.47	2.94	40
PFNA	375-95-1	9.64	1.15	2.30	39
PFDA	335-76-2	9.89	1.32	2.64	39
PFUnA	2058-94-8	9.86	1.31	2.62	39
PFDoA	307-55-1	10.75	1.29	2.58	39
PFTrDA	72629-94-8	11.18	1.54	3.08	39
PFTeDA	376-06-7	10.70	1.91	3.82	39
NMeFOSAA	2355-31-9	10.26	1.87	3.74	39
NEtFOSAA	2991-50-6	9.63	1.54	3.08	39
PFOSA	754-91-6	9.74	1.14	2.28	4
PFBS	375-73-5	10.05	1.44	2.88	40
PFPeS	BDO-2114	9.80	0.96	1.92	5
PFHxS	355-46-4	9.76	1.40	2.80	39
PFHpS	375-99-6	10.96	0.96	1.92	10
PFOS	1763-23-1	10.09	1.36	2.72	38
PFNS	98789-57-2	9.34	1.10	2.20	4
PFDS	2806-15-7	10.13	1.88	3.76	9
4:2FTS	BDO-2205	11.03	1.26	2.52	9
6:2FTS	27619-97-2	12.52	2.91	5.82	9
8:2FTS	39108-34-4	12.11	2.54	5.08	9

BATTELLE DETECTION LIMITS FOR PFAS IN NON-POTABLE WATER

Analytical SOP 5-369
Extraction SOP 5-370

PFAS by LC-MS/MS Compliant with QSM 5.1 Compliant Table B-15

Analyte	CAS No.	MDL (ng/L)	LOD (ng/L)	LOQ (ng/L)
PFBA	375-22-4	0.14	0.5	5.0
PFPeA	2706-90-3	0.31	1.0	5.0
PFHxA	307-24-4	0.19	0.5	5.0
PFHpA	375-85-9	0.16	0.5	5.0
PFOA	335-67-1	0.18	0.5	5.0
PFNA	375-95-1	0.26	1.0	5.0
PFDA	335-76-2	0.16	0.5	5.0
PFUnA	2058-94-8	0.29	1.0	5.0
PFDoA	307-55-1	0.18	0.5	5.0
PFTrDA	72629-94-8	0.15	0.5	5.0
PFTeDA	376-06-7	0.25	1.0	5.0
NMeFOSAA	2355-31-9	0.56	2.0	5.0
NEtFOSAA	2991-50-6	0.49	1.0	5.0
PFOSA	754-91-6	TBD	TBD	TBD
PFBS	375-73-5	0.13	0.5	5.0
PFPeS	BDO-2114	0.67	2.5	5.0
PFHxS	355-46-4	0.11	0.4	5.0
PFHpS	375-99-6	0.20	0.5	5.0
PFOS	1763-23-1	0.19	0.5	5.0
PFNS	98789-57-2	0.46	1.0	5.0
PFDS	2806-15-7	0.17	0.5	5.0
4:2FTS	BDO-2205	0.14	0.5	5.0
6:2FTS	27619-97-2	1.36	2.5	5.0
8:2FTS	39108-34-4	0.22	0.5	5.0

Analytes on NELAP and ELAP QSM 5.1 Scope of accreditation

Battelle and its logos are registered trademarks of Battelle Memorial Institute. © Battelle Memorial Institute 2018. All Rights Reserved.

ID 596 04/18

Analytical Transitions for PFAS in non-potable water, solid, and tissue

EPA 537 MOD DoD QSM 5.1 compliant with Table B-15 requirements

Analyte	CAS No.	Type	Primary Transition	Secondary Transition
PFBA	375-22-4	Target	213.0 / 169.0	NA
PFPeA	2706-90-3	Target	263.0 / 219.0	NA
PFHxA	307-24-4	Target	313.0 / 269.0	313.0 / 119.0
PFHpA	375-85-9	Target	363.0 / 319.0	363.0 / 169.0
PFOA	335-67-1	Target	413.0 / 369.0	413.0 / 169.0
PFNA	375-95-1	Target	463.0 / 419.0	463.0 / 219.0
PFDA	335-76-2	Target	513.0 / 469.0	513.0 / 219.0
PFUnA	2058-94-8	Target	563.0 / 519.0	563.0 / 269.0
PFDoA	307-55-1	Target	613.0 / 569.0	613.0 / 319.0
PFTrDA	72629-94-8	Target	663.0 / 619.0	663.0 / 169.0
PFTeDA	376-06-7	Target	713.0 / 669.0	713.0 / 169.0
NMeFOSAA	2355-31-9	Target	570.0 / 419.0	570.0 / 512.0
NEtFOSAA	2991-50-6	Target	584.0 / 419.0	584.0 / 483.0
PFOSA	754-91-6	Target	498.0 / 78.0	498.0 / 83.0
PFBS	375-73-5	Target	299.0 / 80.0	299.0 / 99.0
PFPeS	BDO-2114	Target	349.0 / 99.0	249.0 / 80.0
PFHxS	355-46-4	Target	399.0 / 80.0	399.0 / 99.0
PFHpS	375-99-6	Target	449.0 / 80.0	449.0 / 99.0
PFOS	1763-23-1	Target	499.0 / 80.0	499.0 / 99.0
PFNS	98789-57-2	Target	549.0 / 99.0	549.0 / 80.0
PFDS	2806-15-7	Target	599.0 / 80.0	599.0 / 99.0
4:2FTS	BDO-2205	Target	327.0 / 307.0	327.0 / 80.0
6:2FTS	27619-97-2	Target	427.0 / 407.0	427.0 / 81.0
8:2FTS	39108-34-4	Target	527.0 / 507.0	527.0 / 487.0
13C4-PFBA	BDO-2105	SIS[1]	217.0 / 172.0	NA
13C5-PFPeA	BDO-2216	SIS[1]	268.0 / 223.0	NA
13C5-PFHxA	BDO-2217	SIS[1]	318.0 / 273.0	NA

Analyte	CAS No.	Type	Primary Transition	Secondary Transition
13C4-PFHpA	BDO-2218	SIS[1]	367.0 / 322.0	NA
13C8-PFOA	BDO-2219	SIS[1]	421.0 / 376.0	NA
13C9-PFNA	BDO-2221	SIS[1]	472.0 / 427.0	NA
13C6-PFDA	BDO-2222	SIS[1]	519.0 / 474.0	NA
13C7-PFUnA	BDO-2223	SIS[1]	570.0 / 525.0	NA
13C2-PFDoA	BDO-2112	SIS[1]	615.0 / 570.0	NA
13C2-PFTeDA	BDO-2224	SIS[1]	715.0 / 670.0	NA
d3-MeFOSAA	BDO-1838	SIS[1]	573.0 / 419.0	NA
d5-EtFOSAA	BDO-1839	SIS[1]	589.0 / 419.0	NA
13C8-FOSA	BDO-2225	SIS[1]	506.0 / 78.0	NA
13C3-PFBS	BDO-2226	SIS[1]	302.0 / 99.0	NA
13C3-PFHxS	BDO-2227	SIS[1]	402.0 / 99.0	NA
13C8-PFOS	BDO-2228	SIS[1]	507.0 / 99.0	NA
13C2-4:2FTS	BDO-2229	SIS[1]	329.0 / 81.0	NA
13C2-6:2FTS	BDO-2230	SIS[1]	429.0 / 81.0	NA
13C2-8:2FTS	BDO-2220	SIS[1]	529.0 / 81.0	NA
13C3-PFBA	BDO-2231	IS[2]	216.0 / 172.0	NA
13C2-PFOA	BDO-2107	IS[2]	415.0 / 370.0	NA
13C2-PFDA	BDO-2110	IS[2]	515.0 / 470.0	NA
13C4-PFOS	BDO-2121	IS[2]	503.0 / 99.0	NA

[1] – extracted internal standard (surrogate)
[2] – injection internal standard

BATTELLE

Non-Potable Water Calibration to Sample Equivalents

ICAL (ng/L)	PIV (mL)	DF[1]	Sample Size (L)	Sample Equivalent (ng/L)[2]
25	1	1	0.250	0.1
50	1	1	0.250	0.2
100	1	1	0.250	0.4
250	1	1	0.250	1.0
500	1	1	0.250	2.0
1,000	1	1	0.250	4.0
2,500	1	1	0.250	10.0
10,000	1	1	0.250	40.0
20,000	1	1	0.250	80.0

[1] - base level dilution as part of the extraction procedure

[2] - calculated equivalent of a sample based on the ICAL concentration

Zef Scientific Inc.

12707 High Bluff Dr.
Suite 200
San Diego, CA
USA 92130

1975 Hymus Blvd.
Suite 230
Dorval, QC
Canada H9P 1J8

Phone: 1.866.854.7988

QTRAP 5500

LC/MS/MS Detector System

Appendix ZEFPM003-2L

QTRAP 5500
Preventive Maintenance Checklist

Preventive Maintenance Date:	12-June-2018

Request ID:	9749
Company Name:	Battelle Memorial Institute
Instrument ID:	X60666
Instrument Model:	QTRAP 5500
Instrument Serial Number:	AU23051004

☑ **PASS** ☐ **FAIL**

Any failure will lead to an automatic Service Call being open to investigate fault.

Preventive Maintenance is performed twice every year unless specified in the Service Contract. It is designed to help maintain optimum system performance and to help diagnose any system deficiencies.

Engineer is required the assigned Request ID for this PM otherwise making this job invalid.

Comments: Suspected issue with pulse gas manifold. TRAP testing in POSITIVE mode couldn't be finished because of pulse gas issue. The same issue will be taken care in separate service call.

Performed By: Kaustubh Dhayagude **Date:** 12-June-2018

Approved By :_____ **Date:** _____

© This document is the property of Zef Scientific and intended for Zef Scientific Inc trained engineers use only. No copying, all or partial, is permitted without prior authorization.

Zef Scientific Inc.

12707 High Bluff Dr.
Suite 200
San Diego, CA
USA 92130

1975 Hymus Blvd.
Suite 230
Dorval, QC
Canada H9P 1J8

Phone: 1.866.854.7988

QTRAP 5500

LC/MS/MS Detector System
Appendix ZEFPM003-2L

PRE PM PPG PERFORMANCE EVALUATION:

☑ Consult Customer concerning the unit overall performance.
☑ Check Logbook for Services recently performed.
☑ Check Vacuum Pressure:

CAD Settings	Vacuum Reading (x 10^{-5} Torr)	Acceptance Criteria
☑ CAD 0	0.6	0.4 to 1.1 x10^{-5} Torr
☑ CAD Low	1.3	Read Only
☑ CAD Medium	2.7	Read Only
☑ CAD High	3.7	Read Only
☑ CAD 12	3.7	2.4 to 4.5 x10^{-5} Torr

☑ Check for Front end contamination symptoms. Run Q1 POS PPG using PPG 2e-7for a few minutes and check for any TIC signal degradation or huge sensitivity drop where the sensitivity result can't pass specification

☑ No degradation or Sensitivity drop

☑ Check for Q3 contamination symptoms. Run Q3 POS PPG using PPG 2e-7for a few minutes and check for any TIC signal degradation or huge sensitivity drop where the sensitivity result can't pass specification

☑ No degradation or Sensitivity drop

Pre PM PPG Test: Perform each of the following tests. Optimize ion source position only. The specifications listed for these Pre PM tests are guidelines only, not required to be met.

☑ Perform Q1 POS using POS PPG 2e-7M. Scan Rate 10 Da/s. Record 10 mca.

Mass	Q1 Intensity		Q1 Width Value	Width Specs
	Value	Spec		
Q1 175.133	4.01 e6	Read Only	0.6998	Read Only
Q1 500.380	2.81 e7	Read Only	0.7038	Read Only
Q1 906.673	4.21 e7	Read Only	0.7071	Read Only

☑ Perform Q3 POS using POS PPG 2e-7M. Scan Rate 10 Da/s. Record 10 mca.

Mass	Q3 Intensity		Q3 Width Value	Width Specs
	Value	Spec		
Q3 175.133	5.45 e6	Read Only	0.6873	Read Only
Q3 500.380	2.69 e7	Read Only	0.7591	Read Only
Q3 906.673	4.50 e7	Read Only	0.7843	Read Only

© This document is the property of Zef Scientific and intended for Zef Scientific Inc trained engineers use only. No copying, all or partial, is permitted without prior authorization.

Zef Scientific Inc.

12707 High Bluff Dr.
Suite 200
San Diego, CA
USA 92130

1975 Hymus Blvd.
Suite 230
Dorval, QC
Canada H9P 1J8

Phone: 1.866.854.7988

QTRAP 5500

LC/MS/MS Detector System

Appendix ZEFPM003-2L

☐ Perform MSMS POS in Product Ion scan with 609.3 parent and record daughter 195.1 using Reserpine 0.167 pmol/ul at the scan rate of 10 Da/s for 10 MCA. Calculate transmission efficiency comparing Q1POS 609 intensity. Transmission Efficiency: :__28.87%__ (Read Only)

Mass	MSMS Intensity		MSMS Width Value	Width Specs
	Value	Spec		
Q1 609.3	4.26 e7	Read Only	0.7011	Read Only
MS/MS 195.1	1.23 e7	Read Only	0.7069	Read Only

☑ Perform Q1 NEG using NEG PPG 3e-5M. Scan Rate 10 Da/s. Record 10 mca.

Mass	Q1 Intensity		Q1 Width Value	Width Specs
	Value	Spec		
Q1 933.636	1.42 e7	Read Only	0.7686	Read Only

☑ Perform Q3 NEG using NEG PPG 3e-5M. Scan Rate 10 Da/s. Record 10 mca.

Mass	Q3 Intensity		Q3 Width Value	Width Specs
	Value	Spec		
Q3 933.636	2.24 e7	Read Only	0.7243	Read Only

☑ Perform Product Ion scan using NEG PPG 3e-5M. Record10mca.

Mass	Scan Rate	MCA	MSMS Intensity		MSMS Width Value	Width Specs
			Value	Spec		
MSMS 45	10	10	3.31 e6	Read Only	0.6746	Read Only

© This document is the property of Zef Scientific and intended for Zef Scientific Inc trained engineers use only. No copying, all or partial, is permitted without prior authorization.

Zef Scientific Inc.

12707 High Bluff Dr.
Suite 200
San Diego, CA
USA 92130

1975 Hymus Blvd.
Suite 230
Dorval, QC
Canada H9P 1J8

Phone: 1.866.854.7988

QTRAP 5500

LC/MS/MS Detector System

Appendix ZEFPM003-2L

PREVENTIVE MAINTENANCE CHECKLIST:

☑ Check Cooling Fans for Turbo Pumps while MS is ON.
☑ Check QJet and QPS tuning voltage for reference.
☐ Record AC input Voltage while MS is OFF: _____(200-240VAC).
If Out-of-Range, notify customer.

☑ Clean Interface
- ☑ Curtain Plate
- ☑ Orifice Plate
- ☑ QJet
- ☑ Q0 Rods.

☑ Replace Roughing Pump Oil.
☑ Inspect Oil Exhaust Filter, if Applicable. ☐ N/A
☑ Clean and inspect built-in divert valve if used. ☐ N/A
☑ Check Multiplier Voltage, optimize if necessary.
☑ Replace four Air Filters at the bottom of the mass spectrometer.

☑Pump down overnight if possible. ☐ N/A

☑Perform Maintenance on Turbo V source.

☑Replace Electrode, if necessary. ☐ N/A
☑Check Turbo heaters resistances.
☑Check if Temperature is reached at 500C with TIS Probe installed.
☐Check if Temperature is reached at 500C with APCI Probe installed. ☑ N/A

© This document is the property of Zef Scientific and intended for Zef Scientific Inc trained engineers use only. No copying, all or partial, is permitted without prior authorization.

Zef Scientific Inc.

12707 High Bluff Dr.
Suite 200
San Diego, CA
USA 92130

1975 Hymus Blvd.
Suite 230
Dorval, QC
Canada H9P 1J8

Phone: 1.866.854.7988

QTRAP 5500

LC/MS/MS Detector System

Appendix ZEFPM003-2L

POST PM PPG PERFORMANCE TESTS:

☑ Set-up Sample for Infusion.
☑ Check spray and adjust sprayer's position of the TIS source.
☑ Check Vacuum Pressure:

CAD Settings	Vacuum Reading (x 10^{-5} Torr)	Acceptance Criteria
☑ CAD 0	0.7	0.4 to 1.1 x10^{-5} Torr
☑ CAD Low	1.3	Read Only
☑ CAD Medium	2.7	Read Only
☑ CAD High	3.7	Read Only
☑ CAD 12	3.7	2.4 to 4.5 x10^{-5} Torr

☑ Perform Q1 POS using POS PPG 2e-7M. Mass calibrate to less than 0.1 amu.

Mass	Q1 Intensity		Q1 Width	Width Specs
	Value	Spec	Value	
Scan Rate 10 Da/s Record 10 mca				
Q1 175.133	5.04 e6	≥1.2^{e}6	0.6737	0.6 to 0.8
Q1 500.380	1.60 e7	≥9.0^{e}6	0.6961	0.6 to 0.8
Q1 906.673	2.84 e7	≥1.4^{e}7	0.7179	0.6 to 0.8
Scan Rate 1000 Da/s Record 50 mca				
Q1 906.673	1.33 e8	≥6.8^{e}7	0.7465	0.6 to 0.8

☑ Perform Q3 POS using POS PPG 2e-7M. Mass calibrate to less than 0.1 amu.

Mass	Q3 Intensity		Q3 Width	Width Specs
	Value	Spec	Value	
Scan Rate 10 Da/s Record 10 mca				
Q3 175.133	5.02 e6	≥1.2^{e}6	0.6719	0.6 to 0.8
Q3 500.380	1.72 e7	≥9.0^{e}6	0.7443	0.6 to 0.8
Q3 906.673	3.00 e7	≥1.4^{e}7	0.7504	0.6 to 0.8
Scan Rate 1000 Da/s Record 50 mca				
Q3 906.673	1.46 e8	≥6.8^{e}7	0.7202	0.6 to 0.8

☑ Perform "Product of 609.3" POS and record product ion 195.1 using Reserpine 0.167pmol/uL. Record 10 mca. Calculate Transmission efficiency comparing Q1POS 609 intensity.
Transmission Efficiency: 21.10% (≥ 10.0%)

Mass	MSMS Intensity		Width	Width Specs
	Value	Spec	Value	
Q1 609.3	5.78 e7	N/A	0.6888	Read Only
MS/MS 195.1	1.22 e7	N/A	0.7003	Read Only

© This document is the property of Zef Scientific and intended for Zef Scientific Inc trained engineers use only. No copying, all or partial, is permitted without prior authorization.

Zef Scientific Inc.

12707 High Bluff Dr.
Suite 200
San Diego, CA
USA 92130

1975 Hymus Blvd.
Suite 230
Dorval, QC
Canada H9P 1J8

Phone: 1.866.854.7988

QTRAP 5500

LC/MS/MS Detector System

Appendix ZEFPM003-2L

☑ Perform Q1 NEG using NEG PPG 3e-5M. Mass calibrate to less than 0.1 amu.

Mass	Scan Rate	Mca	Q1 Intensity		Q1 Width Value	Width Specs
			Value	Spec		
Q1 933.636	10	10	1.35 e7	≥1.0^e7	0.7486	0.6 to 0.8
Q1 933.636	1000	50	7.52 e7	≥4.0^e7	0.7206	0.6 to 0.8

☑ Perform Q3 NEG using NEG PPG 3e-5M. Mass calibrate to less than 0.1 amu.

Mass	Scan Rate	Mca	Q3 Intensity		Q3 Width Value	Width Specs
			Value	Spec		
Q3 933.636	10	10	2.15 e7	≥8.0^e6	0.7492	0.6 to 0.8
Q3 933.636	1000	50	8.33 e7	≥4.0^e7	0.7299	0.6 to 0.8

☑ Perform Product Ion scan using NEG PPG 3e-5M.

Mass	Scan Rate	Mca	MSMS Intensity		MSMS Width Value	Width Specs
			Value	Spec		
MSMS 45	10	10	3.33 e6	Read Only	0.6387	Read Only

☑ Perform ER POS 118.087 and 922.01 using ESI Tuning Mix 1:100 in ES Tuning Dilution Solvent. Apply suggested Scan Rate and Record number of MCA. Mass calibrate to less than 0.1 amu.

Mass	Fill Time (ms)	ER Intensity		ER Width Value	Width Specs
		Value	Spec		
ScanRate : 1000 Da/s ; 50 Mca					
ER 118.087	0.05	8.54 e6	≥7.2 ^e6	0.1473	<0.35
ER 922.010	0.05	4.96 e7	≥2.8 ^e6	0.2434	<0.35
ScanRate : 10000 Da/s ; 50 Mca					
ER 118.087	0.05		≥2.4 ^e7		<0.65
ER 922.010	0.05		≥6.8 ^e7		<0.65

☑ Perform ER NEG 431.982 and 601.978 using ESI Tuning Mix 1:100 in ES Tuning Dilution Solvent. Apply suggested Scan Rate and Record number of MCA. Mass calibrate to less than 0.1 amu.

Mass	Fill Time (ms)	ER Intensity		ER Width Value	Width Specs
		Value	Spec		
ScanRate : 1000 Da/s ; 50 Mca					
ER 431.982	0.05	1.81 e8	≥4.4 ^e7	0.1862	<0.35
ER 601.978	0.05	1.70 e8	≥5.6 ^e7	0.1809	<0.35
ScanRate : 10000 Da/s ; 50 Mca					
ER 431.982	0.05	5.72 e8	≥1.2 ^e8	0.5102	<0.65
ER 601.978	0.05	4.52 e8	≥1.6 ^e8	0.6187	<0.65

© This document is the property of Zef Scientific and intended for Zef Scientific Inc trained engineers use only. No copying, all or partial, is permitted without prior authorization.

Zef Scientific Inc.

12707 High Bluff Dr.
Suite 200
San Diego, CA
USA 92130

1975 Hymus Blvd.
Suite 230
Dorval, QC
Canada H9P 1J8

Phone: 1.866.854.7988

QTRAP 5500

LC/MS/MS Detector System

Appendix ZEFPM003-2L

☑ Perform EPI POS 397.2 using Reserpine 0.167pmol/uL. Record 20 mca.

Mass	Scan Rate (Da/s)	Q0 Trapping OFF		Q0 Trapping ON	
		Intensity	Spec	Intensity	Spec
EPI 397.2	10000	> 3.0 e6	≥2.0 e6	> 7.0 e6	≥6.4 e6

☑ Perform MS3 POS full scan Fragmentation ON & OFF using Reserpine 0.167pmol/uL. Record 20 mca.

Mass	Scan Rate (Da/s)	Fragamentation OFF		Fragmentation ON	
		Intensity	Spec	Intensity	Spec
MS3 397.2	1000	Yes	Contains only 397.2	N/A	N/A
☐ 236 OR ☑ 365	1000	Yes	Fragment Intensity	> 2.0 e6	≥1.6x $10^{e}6$

REVIEW:

☑ Attach all spectrums printouts to this procedure.
☑ If any parameter setting access modes were changed during the PM, ensure they are returned to their normal access mode and that their offsets are adjusted to match optimized values from the post-PM acquisition files.
☐ Empty tuning cache folder, if necessary. ☑ N/A
☑ Update Service Work Order status
☑ Fill and replace PM Label.

END OF PREVENTIVE MAINTENANCE CHECKLIST

Document history:

06 OCT 2016: Appendix ZEFPM003-2L: Removed requirements to fit Manufacturer's testing criteria.

© This document is the property of Zef Scientific and intended for Zef Scientific Inc trained engineers use only. No copying, all or partial, is permitted without prior authorization.

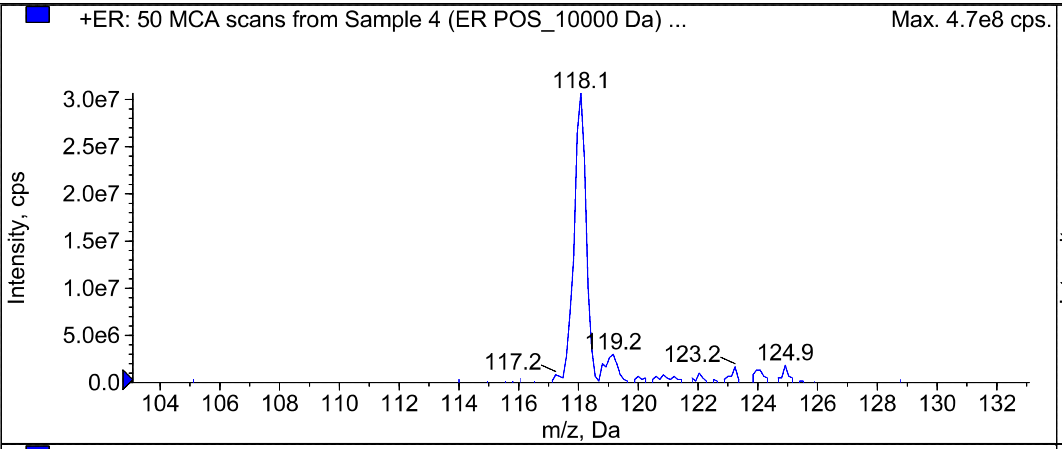

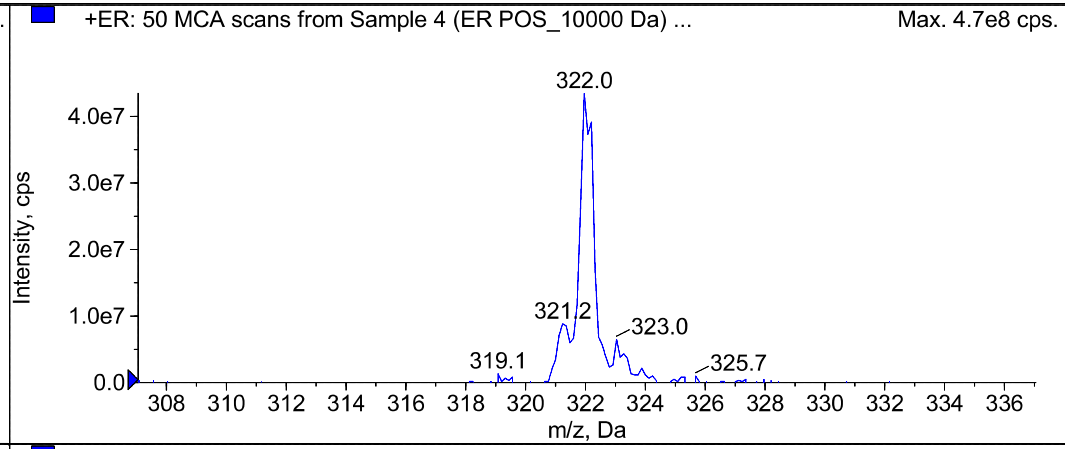

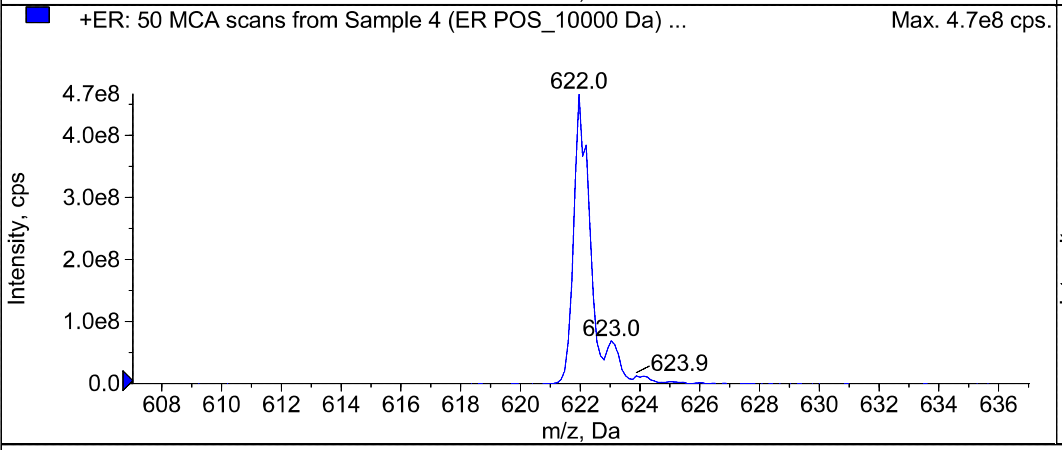

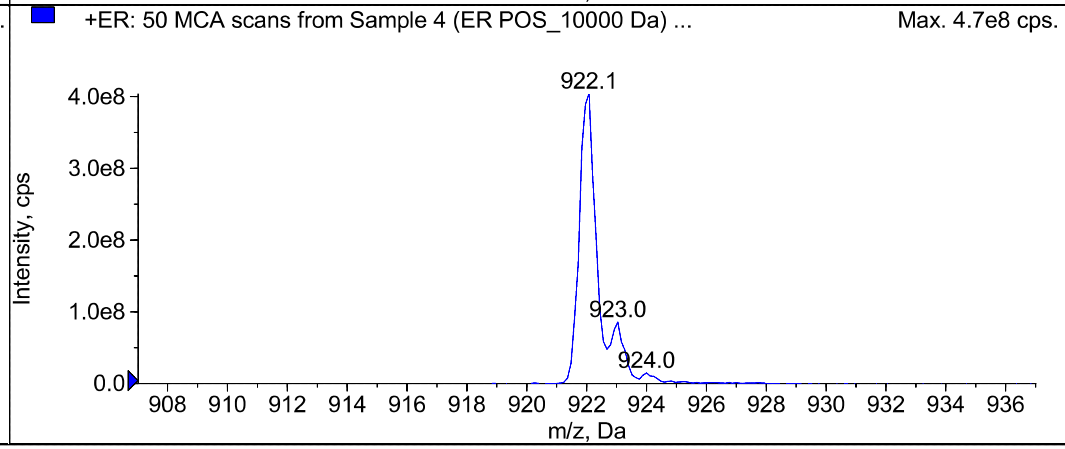

Peak List for " +ER: 50 MCA scans from Sample 4 (ER POS_10000 Da) of TRAP ER with NEW Pulse Manifold.wiff (Turbo Spray)"

	Target Mass (Da)	Found At (Da)	Intensity (cps)	Width (Da)	Mass Shift (Da)
1	118.0870	118.0702	3.0667e7	0.4146	0.0168
2	322.0490	322.0509	4.3500e7	0.4945	-1.9159e-3
3	622.0290	622.0370	4.6717e8	0.5757	-8.0044e-3
4	922.0100	922.0101	4.0400e8	0.5732	-1.4148e-4

Battelle Standard ID	Description	Intermediate Solutions	Battelle Reagent ID (purchased solutions)
JZ88	PFAS - DoD Second Source LCS/MS Solution	-	170724-01
KA29	PFAS Branched Solution (~5,000 ng/L)	JX28	180618-02
KA29	PFAS Branched Solution (~5,000 ng/L)	JX28	180618-03
KA29	PFAS Branched Solution (~5,000 ng/L)	JX28	180618-04
KA29	PFAS Branched Solution (~5,000 ng/L)	JX28	180618-06
KA29	PFAS Branched Solution (~5,000 ng/L)	JX28	180618-07
KA86	PFAS - DoD Calibration L1	JY23	180705-02
KA86	PFAS - DoD Calibration L1	JY25	180726-04
KA86	PFAS - DoD Calibration L1	JY27	180726-05
KA87	PFAS - DoD Calibration L2	JY27	180726-05
KA87	PFAS - DoD Calibration L2	JY25	180726-04
KA87	PFAS - DoD Calibration L2	JY23	180705-02
KA88	PFAS - DoD Calibration L3	JY25	180726-04
KA88	PFAS - DoD Calibration L3	JY27	180726-05
KA88	PFAS - DoD Calibration L3	KA85	180705-02
KB33	PFAS - DoD Low Level Labelled Extracted Internal Standards (SIS)	JY27	180726-05
KB34	PFAS - DoD Internal Standard Spiking Solution	JY25	180726-04
KB35	PFAS - DoD Instrument Blank	JY25	180726-04
KB35	PFAS - DoD Instrument Blank	JY27	180726-05
KB36	PFAS - DoD ICC	JY27	180726-05
KB36	PFAS - DoD ICC	JZ88	170724-01
KB36	PFAS - DoD ICC	JY25	180726-04
KB64	PFAS - DoD Calibration L6	JY25	180726-04
KB64	PFAS - DoD Calibration L6	JY27	180726-05
KB64	PFAS - DoD Calibration L6	KA85	180705-02
KB65	PFAS - DoD Calibration L7	JY27	180726-05
KB65	PFAS - DoD Calibration L7	KA85	180705-02
KB65	PFAS - DoD Calibration L7	JY25	180726-04
KB69	PFAS - DoD Calibration L5	JY27	180726-05
KB69	PFAS - DoD Calibration L5	KA85	180705-02
KB69	PFAS - DoD Calibration L5	JY25	180726-04
KB85	PFAS - DoD Calibration L4	KA85	180705-02
KB85	PFAS - DoD Calibration L4	JY27	180726-05
KB85	PFAS - DoD Calibration L4	JY25	180726-04

BATTELLE
It can be done

Standard Solution Prep Form II

Approved: ☑

Standard Laboratory ID Number: JX28

Description: PFAS Branched Standard Stock

Assigned Lab ID (from receipt log)	Chemical Name:	Source	Stock (ug/mL)	Expir. Date	Purity (%)	Density (g/mL)	Amount Taken	Conv. Fact.	Final Vol. (mL)	Std. Conc. (ug/mL)
180618-02	Branched NEtFOSAA Standard (50 µg/mL)	Neat	~50.000000	01/17/23	---	---	100 uL	1	10	~0.5000
180618-03	Branched NMeFOSAA Standard (50 µg/mL)	Neat	~50.000000	01/17/23	---	---	100 uL	1	10	~0.5000
180618-04	PFOA - Technical Mix	Neat	~50.000000	02/16/22	---	---	100 uL	1	10	~0.5000
180618-06	Branched PFHxS Standard (50 µg/mL)	Neat	~50.000000	01/04/22	---	---	100 uL	1	10	~0.5000
180618-07	Branched PFOS Standard (50 µg/mL)	Neat	~50.000000	01/12/22	---	---	100 uL	1	10	~0.5000

Solution Prepared By: Schultz, Stephanie **Date Prepared:** 6/18/2018 **Expiration Date:** 6/18/2019

Solution Volume 25 **mL X** 1 **Vials** **Refrigerator/Freezer No:** LC Laboratory: Refrigerator - R0107

Balance ID: _____

Comment:

Solvent:	Lot:
Methanol (HPLC)	179315

Approved By: Thorn, Jonathan **Date:** 7/3/2018 8:10:00 AM

BATTELLE

It can be done

Standard Solution Concentrations

Approved: ☑

Standard Laboratory ID Number: JX28

Description: PFAS Branched Standard Stock

Stock Id: 180618-02

Chemical Name	Stock Amount uL	Initial Conc. (ug/mL)	Density (g/mL)	Purity	Conv. Factor	Final Vol mL	Concentration (ug/mL)
N-ethylperfluoro-octanesulfonamidoacetic acid	100	50.00	1	100.000	1	10	0.50000

Stock Id: 180618-03

Chemical Name	Stock Amount uL	Initial Conc. (ug/mL)	Density (g/mL)	Purity	Conv. Factor	Final Vol mL	Concentration (ug/mL)
N-methylperfluoro-1-octanesulfonamidoacetic acid	100	50.00	1	100.000	1	10	0.50000

Stock Id: 180618-04

Chemical Name	Stock Amount uL	Initial Conc. (ug/mL)	Density (g/mL)	Purity	Conv. Factor	Final Vol mL	Concentration (ug/mL)
Perfluoro-n-octanoic Acid	100	50.00	1	100.000	1	10	0.50000

Stock Id: 180618-06

Chemical Name	Stock Amount uL	Initial Conc. (ug/mL)	Density (g/mL)	Purity	Conv. Factor	Final Vol mL	Concentration (ug/mL)
Perfluoro-1-hexanesulfonate	100	50.00	1	100.000	1	10	0.50000

Stock Id: 180618-07

Chemical Name	Stock Amount uL	Initial Conc. (ug/mL)	Density (g/mL)	Purity	Conv. Factor	Final Vol mL	Concentration (ug/mL)
Perfluoro-1-octanesulfonate	100	50.00	1	100.000	1	10	0.50000

Final Concentrations:

Analyte:	Conc (ug/mL):
N-ethylperfluoro-octanesulfonamidoacetic acid	.50000
N-methylperfluoro-1-octanesulfonamidoacetic acid	.50000
Perfluoro-1-hexanesulfonate	.50000
Perfluoro-1-octanesulfonate	.50000
Perfluoro-n-octanoic Acid	.50000

Syringes/Pipettes:

Stock ID:	Type:	Battelle ID:
180618-02	Pipette	I0793912B
180618-03	Pipette	I0793912B
180618-04	Pipette	I0793912B
180618-06	Pipette	I0793912B
180618-07	Pipette	I0793912B

Solution Prepared By: Schultz, Stephanie **Date Prepared:** 6/18/2018 **Expiration Date:** 6/18/2019

Solution Volume 25 **mL X** 1 **Vials** **Refrigerator/Freezer No:** LC Laboratory: Refrigerator - R0107

Comment:

Approved By: Thorn, Jonathan **Date:** 7/3/2018 8:10:00 AM

BATTELLE

It can be done

Standard Solution Prep Form II

Approved: ☑

Standard Laboratory ID Number: JY23

Description: PFAS - DoD Low ICAL Stock

Assigned Lab ID (from receipt log)	Chemical Name:	Source	Stock (ug/mL)	Expir. Date	Purity (%)	Density (g/mL)	Amount Taken	Conv. Fact.	Final Vol. (mL)	Std. Conc. (ug/mL)
180705-02	PFOA - DOD	Neat	~1.000000	06/19/23	---	---	500 uL	1	100	~0.0050

Solution Prepared By: Schultz, Stephanie **Date Prepared:** 7/16/2018 **Expiration Date:** 7/16/2019

Solution Volume 40 **mL X** 4 **Vials** **Refrigerator/Freezer No:** LC Laboratory: Refrigerator - R0107

Balance ID: _____

Comment: 96/4 Methanol/milli-q water

Approved By: Thorn, Jonathan **Date:** 8/29/2018 10:10:00 AM

BATTELLE

It can be done

Standard Solution Concentrations

Approved: ☑

Standard Laboratory ID Number: JY23

Description: PFAS - DoD Low ICAL Stock

Stock Id: 180705-02

Chemical Name	Stock Amount uL	Initial Conc. (ug/mL)	Density (g/mL)	Purity	Conv. Factor	Final Vol mL	Concentration (ug/mL)
(Na) 1H,1H,2H,2H-Perfluorodecane sulfonate	500	1.01	1	100.000	1	100	0.00505
(Na) 1H,1H,2H,2H-Perfluorohexane sulfonate	500	1.01	1	100.000	1	100	0.00505
(Na) 1H,1H,2H,2H-Perfluorooctane sulfonate	500	1.00	1	100.000	1	100	0.00500
(Na) Perfluoro-1-decanesulfonate	500	1.01	1	100.000	1	100	0.00505
(NA) Perfluoro-1-heptanesulfonate	500	1.00	1	100.000	1	100	0.00500
(Na) Perfluoro-1-nonanesulfonate	500	1.01	1	100.000	1	100	0.00505
N-ethylperfluoro-octanesulfonamidoacetic acid	500	1.00	1	100.000	1	100	0.00500
N-methylperfluoro-1-octanesulfonamidoacetic acid	500	1.00	1	100.000	1	100	0.00500
Perfluoro-1-butanesulfonate	500	1.01	1	100.000	1	100	0.00505
Perfluoro-1-hexanesulfonate	500	1.01	1	100.000	1	100	0.00505
Perfluoro-1-octanesulfonamide	500	1.00	1	100.000	1	100	0.00500
Perfluoro-1-octanesulfonate	500	1.00	1	100.000	1	100	0.00500
Perfluoro-n-butanoic Acid	500	1.00	1	100.000	1	100	0.00500
Perfluoro-n-decanoic Acid	500	1.00	1	100.000	1	100	0.00500
Perfluoro-n-dodecanoic acid	500	1.00	1	100.000	1	100	0.00500
Perfluoro-n-heptanoic Acid	500	1.00	1	100.000	1	100	0.00500
Perfluoro-n-hexanoic acid	500	1.01	1	100.000	1	100	0.00505
Perfluoro-n-octanoic Acid	500	1.00	1	100.000	1	100	0.00500
Perfluorononanoic Acid	500	1.00	1	100.000	1	100	0.00500
Perfluoro-n-pentanoic acid	500	1.01	1	100.000	1	100	0.00505
Perfluoro-n-tetradecanoic acid	500	1.00	1	100.000	1	100	0.00500
Perfluoro-n-tridecanoic acid	500	1.00	1	100.000	1	100	0.00500
Perfluoro-n-undecanoic acid	500	1.00	1	100.000	1	100	0.00500
Sodium perfluoro-1-pentanesulfonate	500	1.00	1	100.000	1	100	0.00500

Final Concentrations:

Analyte:	Conc (ug/mL):
(Na) 1H,1H,2H,2H-Perfluorodecane sulfonate	.00505
(Na) 1H,1H,2H,2H-Perfluorohexane sulfonate	.00505
(Na) 1H,1H,2H,2H-Perfluorooctane sulfonate	.00500
(Na) Perfluoro-1-decanesulfonate	.00505
(NA) Perfluoro-1-heptanesulfonate	.00500
(Na) Perfluoro-1-nonanesulfonate	.00505
N-ethylperfluoro-octanesulfonamidoacetic acid	.00500
N-methylperfluoro-1-octanesulfonamidoacetic acid	.00500
Perfluoro-1-butanesulfonate	.00505

Solution Prepared By: Schultz, Stephanie **Date Prepared:** 7/16/2018 **Expiration Date:** 7/16/2019

Solution Volume 40 **mL X** 4 **Vials** **Refrigerator/Freezer No:** LC Laboratory: Refrigerator - R0107

Comment: 96/4 Methanol/milli-q water

Approved By: Thorn, Jonathan **Date:** 8/29/2018 10:10:00 AM

BATTELLE

It can be done

Standard Solution Concentrations

Approved: ☑

Standard Laboratory ID Number: JY23

Description: PFAS - DoD Low ICAL Stock

Perfluoro-1-hexanesulfonate	.00505
Perfluoro-1-octanesulfonamide	.00500
Perfluoro-1-octanesulfonate	.00500
Perfluoro-n-butanoic Acid	.00500
Perfluoro-n-decanoic Acid	.00500
Perfluoro-n-dodecanoic acid	.00500
Perfluoro-n-heptanoic Acid	.00500
Perfluoro-n-hexanoic acid	.00505
Perfluoro-n-octanoic Acid	.00500
Perfluorononanoic Acid	.00500
Perfluoro-n-pentanoic acid	.00505
Perfluoro-n-tetradecanoic acid	.00500
Perfluoro-n-tridecanoic acid	.00500
Perfluoro-n-undecanoic acid	.00500
Sodium perfluoro-1-pentanesulfonate	.00500

Syringes/Pipettes:

Stock ID:	Type:	Battelle ID:
180705-02	Pipette	B820865811

Solution Prepared By: Schultz, Stephanie **Date Prepared:** 7/16/2018 **Expiration Date:** 7/16/2019

Solution Volume 40 **mL X** 4 **Vials** **Refrigerator/Freezer No:** LC Laboratory: Refrigerator - R0107

Comment: 96/4 Methanol/milli-q water

Approved By: Thorn, Jonathan **Date:** 8/29/2018 10:10:00 AM

BATTELLE

It can be done

Standard Solution Prep Form II

Approved: ☑

Standard Laboratory ID Number: JY25

Description: PFAS - DoD Internal Standard Stock Solution

Assigned Lab ID (from receipt log)	Chemical Name:	Source	Stock (ug/mL)	Expir. Date	Purity (%)	Density (g/mL)	Amount Taken	Conv. Fact.	Final Vol. (mL)	Std. Conc. (ug/mL)
180726-04	Mass-labelled PFAS injection standards	Neat	~2.000000	05/02/22	---	---	625 uL	1	25	~0.0500

Solution Prepared By: Schultz, Stephanie	**Date Prepared:** 7/16/2018	**Expiration Date:**	7/16/2019
Solution Volume 40 mL X 1 Vials	**Refrigerator/Freezer No:** LC Laboratory: Refrigerator - R0107		

Balance ID:

Comment: 96/4 Methanol/Milli-q water (RP-180803-1)

Approved By: Thorn, Jonathan **Date:** 8/29/2018 10:09:00 AM

BATTELLE

It can be done

Standard Solution Concentrations

Approved: ☑

Standard Laboratory ID Number: JY25

Description: PFAS - DoD Internal Standard Stock Solution

Stock Id: 180726-04

Chemical Name	Stock Amount uL	Initial Conc. (ug/mL)	Density (g/mL)	Purity	Conv. Factor	Final Vol mL	Concentration (ug/mL)
13C2-PFDA	625	2.00	1	100.000	1	25	0.05000
13C2-PFOA	625	2.00	1	100.000	1	25	0.05000
13C3-PFBA	625	2.00	1	100.000	1	25	0.05000
13C4-PFOS	625	1.91	1	100.000	1	25	0.04785

Final Concentrations:

Analyte:	Conc (ug/mL):
13C2-PFDA	.05000
13C2-PFOA	.05000
13C3-PFBA	.05000
13C4-PFOS	.04785

Syringes/Pipettes:

Stock ID:	Type:	Battelle ID:
180726-04	Pipette	B820865811

Solution Prepared By: Schultz, Stephanie **Date Prepared:** 7/16/2018 **Expiration Date:** 7/16/2019

Solution Volume 40 **mL X** 1 **Vials** **Refrigerator/Freezer No:** LC Laboratory: Refrigerator - R0107

Comment: 96/4 Methanol/Milli-q water (RP-180803-1)

Approved By: Thorn, Jonathan **Date:** 8/29/2018 10:09:00 AM

BATTELLE

It can be done

Standard Solution Prep Form II

Approved: ☑

Standard Laboratory ID Number: JY27

Description: PFAS - DoD High Level Labelled Extracted Internal Standards (SIS)

Assigned Lab ID (from receipt log)	Chemical Name:	Source	Stock (ug/mL)	Expir. Date	Purity (%)	Density (g/mL)	Amount Taken	Conv. Fact.	Final Vol. (mL)	Std. Conc. (ug/mL)
180726-05	Mass-labelled PFAS Extraction Standard Solution	Neat	~1.000000	02/07/23	---	---	1000 uL	1	20	~0.0500

Solution Prepared By: Schultz, Stephanie	**Date Prepared:** 7/16/2018	**Expiration Date:**	7/16/2019
Solution Volume 40 **mL X** 1 **Vials**	**Refrigerator/Freezer No:** LC Laboratory: Refrigerator - R0107		

Balance ID: _____

Comment: 96/4 Methanol/Milli-q water (RP-180803-1)

Approved By: Schumitz, Denise **Date:** 8/8/2018 9:17:00 AM

BATTELLE

It can be done

Standard Solution Concentrations

Approved: ☑

Standard Laboratory ID Number: JY27

Description: PFAS - DoD High Level Labelled Extracted Internal Standards (SIS)

Stock Id: 180726-05

Chemical Name	Stock Amount uL	Initial Conc. (ug/mL)	Density (g/mL)	Purity	Conv. Factor	Final Vol mL	Concentration (ug/mL)
13C2-4:2FTS	1000	0.94	1	100.000	1	20	0.04675
13C2-6:2FTS	1000	0.95	1	100.000	1	20	0.04745
13C2-8:2FTS	1000	0.96	1	100.000	1	20	0.04790
13C2-PFDoA	1000	1.00	1	100.000	1	20	0.05000
13C2-PFTeDA	1000	1.00	1	100.000	1	20	0.05000
13C3-PFBS	1000	0.93	1	100.000	1	20	0.04645
13C3-PFHxS	1000	0.95	1	100.000	1	20	0.04730
13C4-PFBA	1000	1.00	1	100.000	1	20	0.05000
13C4-PFHpA	1000	1.00	1	100.000	1	20	0.05000
13C5-PFHxA	1000	1.00	1	100.000	1	20	0.05000
13C5-PFPeA	1000	1.00	1	100.000	1	20	0.05000
13C6-PFDA	1000	1.00	1	100.000	1	20	0.05000
13C7-PFUnA	1000	1.00	1	100.000	1	20	0.05000
13C8-FOSA	1000	1.00	1	100.000	1	20	0.05000
13C8-PFOA	1000	1.00	1	100.000	1	20	0.05000
13C8-PFOS	1000	0.96	1	100.000	1	20	0.04785
13C9-PFNA	1000	1.00	1	100.000	1	20	0.05000
d3-MeFOSAA	1000	1.00	1	100.000	1	20	0.05000
d5-EtFOSAA	1000	1.00	1	100.000	1	20	0.05000

Final Concentrations:

Analyte:	Conc (ug/mL):
13C2-4:2FTS	.04675
13C2-6:2FTS	.04745
13C2-8:2FTS	.04790
13C2-PFDoA	.05000
13C2-PFTeDA	.05000
13C3-PFBS	.04645
13C3-PFHxS	.04730
13C4-PFBA	.05000
13C4-PFHpA	.05000
13C5-PFHxA	.05000
13C5-PFPeA	.05000
13C6-PFDA	.05000
13C7-PFUnA	.05000
13C8-FOSA	.05000

Solution Prepared By: Schultz, Stephanie **Date Prepared:** 7/16/2018 **Expiration Date:** 7/16/2019

Solution Volume 40 **mL X** 1 **Vials** **Refrigerator/Freezer No:** LC Laboratory: Refrigerator - R0107

Comment: 96/4 Methanol/Milli-q water (RP-180803-1)

Approved By: Schumitz, Denise **Date:** 8/8/2018 9:17:00 AM

BATTELLE

It can be done

Standard Solution Concentrations

Approved: ☑

Standard Laboratory ID Number: JY27

Description: PFAS - DoD High Level Labelled Extracted Internal Standards (SIS)

13C8-PFOA	.05000
13C8-PFOS	.04785
13C9-PFNA	.05000
d3-MeFOSAA	.05000
d5-EtFOSAA	.05000

Syringes/Pipettes:

Stock ID:	Type:	Battelle ID:
180726-05	Pipette	B820865811

Solution Prepared By: Schultz, Stephanie **Date Prepared:** 7/16/2018 **Expiration Date:** 7/16/2019

Solution Volume 40 **mL X** 1 **Vials** **Refrigerator/Freezer No:** LC Laboratory: Refrigerator - R0107

Comment: 96/4 Methanol/Milli-q water (RP-180803-1)

Approved By: Schumitz, Denise **Date:** 8/8/2018 9:17:00 AM

BATTELLE
It can be done

Standard Solution Prep Form II

Approved: ☑

Standard Laboratory ID Number: **JZ88**

Description: PFAS - DoD Second Source LCS/MS Solution

Assigned Lab ID (from receipt log)	Chemical Name:	Source	Stock (ug/mL)	Expir. Date	Purity (%)	Density (g/mL)	Amount Taken	Conv. Fact.	Final Vol. (mL)	Std. Conc. (ug/mL)
170724-01	PFOA- 2nd Source	Neat	~1.000000	03/22/22	---	---	1000 uL	1	20	~0.0500

Solution Prepared By: Schultz, Stephanie	**Date Prepared:** 8/20/2018	**Expiration Date:**	8/20/2019
Solution Volume 40 **mL X** 1 **Vials**	**Refrigerator/Freezer No:** LC Laboratory: Refrigerator - R0107		

Balance ID:

Comment: 80/20 Methanol/Milli-q water

Approved By: Thorn, Jonathan **Date:** 8/21/2018 7:17:00 AM

BATTELLE
It can be done

Standard Solution Concentrations

Approved: ☑

Standard Laboratory ID Number: JZ88

Description: PFAS - DoD Second Source LCS/MS Solution

Stock Id: 170724-01

Chemical Name	Stock Amount uL	Initial Conc. (ug/mL)	Density (g/mL)	Purity	Conv. Factor	Final Vol mL	Concentration (ug/mL)
(Na) 1H,1H,2H,2H-Perfluorodecane sulfonate	1000	1.01	1	100.000	1	20	0.05050
(Na) 1H,1H,2H,2H-Perfluorohexane sulfonate	1000	1.00	1	100.000	1	20	0.05000
(Na) 1H,1H,2H,2H-Perfluorooctane sulfonate	1000	1.00	1	100.000	1	20	0.05000
(Na) Perfluoro-1-decanesulfonate	1000	1.01	1	100.000	1	20	0.05050
(NA) Perfluoro-1-heptanesulfonate	1000	1.00	1	100.000	1	20	0.05000
(Na) Perfluoro-1-nonanesulfonate	1000	1.01	1	100.000	1	20	0.05050
N-ethylperfluoro-octanesulfonamidoacetic acid	1000	1.00	1	100.000	1	20	0.05000
N-methylperfluoro-1-octanesulfonamidoacetic acid	1000	1.00	1	100.000	1	20	0.05000
Perfluoro-1-butanesulfonate	1000	1.01	1	100.000	1	20	0.05050
Perfluoro-1-hexanesulfonate	1000	1.01	1	100.000	1	20	0.05050
Perfluoro-1-octanesulfonamide	1000	1.00	1	100.000	1	20	0.05000
Perfluoro-1-octanesulfonate	1000	1.00	1	100.000	1	20	0.05000
Perfluoro-n-butanoic Acid	1000	1.00	1	100.000	1	20	0.05000
Perfluoro-n-decanoic Acid	1000	1.00	1	100.000	1	20	0.05000
Perfluoro-n-dodecanoic acid	1000	1.00	1	100.000	1	20	0.05000
Perfluoro-n-heptanoic Acid	1000	1.00	1	100.000	1	20	0.05000
Perfluoro-n-hexanoic acid	1000	1.01	1	100.000	1	20	0.05050
Perfluoro-n-octanoic Acid	1000	1.00	1	100.000	1	20	0.05000
Perfluorononanoic Acid	1000	1.00	1	100.000	1	20	0.05000
Perfluoro-n-pentanoic acid	1000	1.00	1	100.000	1	20	0.05000
Perfluoro-n-tetradecanoic acid	1000	1.00	1	100.000	1	20	0.05000
Perfluoro-n-tridecanoic acid	1000	1.00	1	100.000	1	20	0.05000
Perfluoro-n-undecanoic acid	1000	1.00	1	100.000	1	20	0.05000
Sodium perfluoro-1-pentanesulfonate	1000	1.00	1	100.000	1	20	0.05000

Final Concentrations:

Analyte:	Conc (ug/mL):
(Na) 1H,1H,2H,2H-Perfluorodecane sulfonate	.05050
(Na) 1H,1H,2H,2H-Perfluorohexane sulfonate	.05000
(Na) 1H,1H,2H,2H-Perfluorooctane sulfonate	.05000
(Na) Perfluoro-1-decanesulfonate	.05050
(NA) Perfluoro-1-heptanesulfonate	.05000
(Na) Perfluoro-1-nonanesulfonate	.05050
N-ethylperfluoro-octanesulfonamidoacetic acid	.05000
N-methylperfluoro-1-octanesulfonamidoacetic acid	.05000
Perfluoro-1-butanesulfonate	.05050

Solution Prepared By: Schultz, Stephanie **Date Prepared:** 8/20/2018 **Expiration Date:** 8/20/2019

Solution Volume 40 **mL X** 1 **Vials** **Refrigerator/Freezer No:** LC Laboratory: Refrigerator - R0107

Comment: 80/20 Methanol/Milli-q water

Approved By: Thorn, Jonathan **Date:** 8/21/2018 7:17:00 AM

BATTELLE
It can be done

Standard Solution Concentrations

Approved: ☑

Standard Laboratory ID Number: JZ88

Description: PFAS - DoD Second Source LCS/MS Solution

Perfluoro-1-hexanesulfonate	.05050
Perfluoro-1-octanesulfonamide	.05000
Perfluoro-1-octanesulfonate	.05000
Perfluoro-n-butanoic Acid	.05000
Perfluoro-n-decanoic Acid	.05000
Perfluoro-n-dodecanoic acid	.05000
Perfluoro-n-heptanoic Acid	.05000
Perfluoro-n-hexanoic acid	.05050
Perfluoro-n-octanoic Acid	.05000
Perfluorononanoic Acid	.05000
Perfluoro-n-pentanoic acid	.05000
Perfluoro-n-tetradecanoic acid	.05000
Perfluoro-n-tridecanoic acid	.05000
Perfluoro-n-undecanoic acid	.05000
Sodium perfluoro-1-pentanesulfonate	.05000

Syringes/Pipettes:

Stock ID:	Type:	Battelle ID:
170724-01	Pipette	C0982448K

Solution Prepared By: Schultz, Stephanie **Date Prepared:** 8/20/2018 **Expiration Date:** 8/20/2019

Solution Volume 40 **mL X** 1 **Vials** **Refrigerator/Freezer No:** LC Laboratory: Refrigerator - R0107

Comment: 80/20 Methanol/Milli-q water

Approved By: Thorn, Jonathan **Date:** 8/21/2018 7:17:00 AM

BATTELLE
It can be done

Standard Solution Prep Form II

Approved: ☑

Standard Laboratory ID Number: **KA29**

Description: PFAS Branched Solution (~5,000 ng/L)

Assigned Lab ID (from receipt log)	Chemical Name:	Source	Stock (ug/mL)	Expir. Date	Purity (%)	Density (g/mL)	Amount Taken	Conv. Fact.	Final Vol. (mL)	Std. Conc. (ug/mL)
JX28	PFAS Branched Standard Stock	Solution	~0	06/18/19	---	---	100 uL	1	10	~0.0000

Solution Prepared By	Schultz, Stephanie	**Date Prepared:**	8/31/2018	**Expiration Date**	6/18/2019
Solution Volume	40 **mL X** 1 **Vials**	**Refrigerator/Freezer No:**	LC Laboratory: Refrigerator - R0107		

Balance ID: _____

Comment: 80/20 Methanol/Milli-q water

Approved By: Schumitz, Denise **Date:** 9/6/2018 2:49:00 PM

BATTELLE
It can be done

Standard Solution Concentrations

Approved: ☑

Standard Laboratory ID Number: KA29

Description: PFAS Branched Solution (~5,000 ng/L)

Stock Id: JX28

Chemical Name	Stock Amount uL	Initial Conc. (ug/mL)	Density (g/mL)	Purity	Conv. Factor	Final Vol mL	Concentration (ug/mL)
N-ethylperfluoro-octanesulfonamidoacetic acid	100	0.50	---	---	1	10	0.00500
N-methylperfluoro-1-octanesulfonamidoacetic acid	100	0.50	---	---	1	10	0.00500
Perfluoro-1-hexanesulfonate	100	0.50	---	---	1	10	0.00500
Perfluoro-1-octanesulfonate	100	0.50	---	---	1	10	0.00500
Perfluoro-n-octanoic Acid	100	0.50	---	---	1	10	0.00500

Final Concentrations:

Analyte:	Conc (ug/mL):
N-ethylperfluoro-octanesulfonamidoacetic acid	.00500
N-methylperfluoro-1-octanesulfonamidoacetic acid	.00500
Perfluoro-1-hexanesulfonate	.00500
Perfluoro-1-octanesulfonate	.00500
Perfluoro-n-octanoic Acid	.00500

Syringes/Pipettes:

Stock ID:	Type:	Battelle ID:
JX28	Pipette	B814659662

Solution Prepared By: Schultz, Stephanie **Date Prepared:** 8/31/2018 **Expiration Date:** 6/18/2019

Solution Volume 40 **mL X** 1 **Vials** **Refrigerator/Freezer No:** LC Laboratory: Refrigerator - R0107

Comment: 80/20 Methanol/Milli-q water

Approved By: Schumitz, Denise **Date:** 9/6/2018 2:49:00 PM

BATTELLE
It can be done

Standard Solution Prep Form II

Approved: ☑

Standard Laboratory ID Number: **KA85**

Description: PFAS - DoD High ICAL Stock

Assigned Lab ID (from receipt log)	Chemical Name:	Source	Stock (ug/mL)	Expir. Date	Purity (%)	Density (g/mL)	Amount Taken	Conv. Fact.	Final Vol. (mL)	Std. Conc. (ug/mL)
180705-02	PFOA - DOD	Neat	~1.000000	06/19/23	---	---	500 uL	1	10	~0.0500

Solution Prepared By	Schultz, Stephanie	**Date Prepared:**	9/13/2018	**Expiration Date**	9/13/2019
Solution Volume	40 **mL X** 1 **Vials**	**Refrigerator/Freezer No:**	LC Laboratory: Refrigerator - R0107		

Balance ID: _____

Comment: 96/4 methanol/milli-q water

Approved By: Schumitz, Denise **Date:** 9/14/2018 2:27:00 PM

BATTELLE
It can be done

Standard Solution Concentrations

Approved: ☑

Standard Laboratory ID Number: KA85

Description: PFAS - DoD High ICAL Stock

Stock Id: 180705-02

Chemical Name	Stock Amount uL	Initial Conc. (ug/mL)	Density (g/mL)	Purity	Conv. Factor	Final Vol mL	Concentration (ug/mL)
(Na) 1H,1H,2H,2H-Perfluorodecane sulfonate	500	1.01	1	100.000	1	10	0.05050
(Na) 1H,1H,2H,2H-Perfluorohexane sulfonate	500	1.01	1	100.000	1	10	0.05050
(Na) 1H,1H,2H,2H-Perfluorooctane sulfonate	500	1.00	1	100.000	1	10	0.05000
(Na) Perfluoro-1-decanesulfonate	500	1.01	1	100.000	1	10	0.05050
(NA) Perfluoro-1-heptanesulfonate	500	1.00	1	100.000	1	10	0.05000
(Na) Perfluoro-1-nonanesulfonate	500	1.01	1	100.000	1	10	0.05050
N-ethylperfluoro-octanesulfonamidoacetic acid	500	1.00	1	100.000	1	10	0.05000
N-methylperfluoro-1-octanesulfonamidoacetic acid	500	1.00	1	100.000	1	10	0.05000
Perfluoro-1-butanesulfonate	500	1.01	1	100.000	1	10	0.05050
Perfluoro-1-hexanesulfonate	500	1.01	1	100.000	1	10	0.05050
Perfluoro-1-octanesulfonamide	500	1.00	1	100.000	1	10	0.05000
Perfluoro-1-octanesulfonate	500	1.00	1	100.000	1	10	0.05000
Perfluoro-n-butanoic Acid	500	1.00	1	100.000	1	10	0.05000
Perfluoro-n-decanoic Acid	500	1.00	1	100.000	1	10	0.05000
Perfluoro-n-dodecanoic acid	500	1.00	1	100.000	1	10	0.05000
Perfluoro-n-heptanoic Acid	500	1.00	1	100.000	1	10	0.05000
Perfluoro-n-hexanoic acid	500	1.01	1	100.000	1	10	0.05050
Perfluoro-n-octanoic Acid	500	1.00	1	100.000	1	10	0.05000
Perfluorononanoic Acid	500	1.00	1	100.000	1	10	0.05000
Perfluoro-n-pentanoic acid	500	1.01	1	100.000	1	10	0.05050
Perfluoro-n-tetradecanoic acid	500	1.00	1	100.000	1	10	0.05000
Perfluoro-n-tridecanoic acid	500	1.00	1	100.000	1	10	0.05000
Perfluoro-n-undecanoic acid	500	1.00	1	100.000	1	10	0.05000
Sodium perfluoro-1-pentanesulfonate	500	1.00	1	100.000	1	10	0.05000

Final Concentrations:

Analyte:	Conc (ug/mL):
(Na) 1H,1H,2H,2H-Perfluorodecane sulfonate	.05050
(Na) 1H,1H,2H,2H-Perfluorohexane sulfonate	.05050
(Na) 1H,1H,2H,2H-Perfluorooctane sulfonate	.05000
(Na) Perfluoro-1-decanesulfonate	.05050
(NA) Perfluoro-1-heptanesulfonate	.05000
(Na) Perfluoro-1-nonanesulfonate	.05050
N-ethylperfluoro-octanesulfonamidoacetic acid	.05000
N-methylperfluoro-1-octanesulfonamidoacetic acid	.05000
Perfluoro-1-butanesulfonate	.05050

Solution Prepared By: Schultz, Stephanie **Date Prepared:** 9/13/2018 **Expiration Date:** 9/13/2019

Solution Volume 40 **mL X** 1 **Vials** **Refrigerator/Freezer No:** LC Laboratory: Refrigerator - R0107

Comment: 96/4 methanol/milli-q water

Approved By: Schumitz, Denise **Date:** 9/14/2018 2:27:00 PM

BATTELLE
It can be done

Standard Solution Concentrations

Approved: ☑

Standard Laboratory ID Number: KA85

Description: PFAS - DoD High ICAL Stock

Perfluoro-1-hexanesulfonate	.05050
Perfluoro-1-octanesulfonamide	.05000
Perfluoro-1-octanesulfonate	.05000
Perfluoro-n-butanoic Acid	.05000
Perfluoro-n-decanoic Acid	.05000
Perfluoro-n-dodecanoic acid	.05000
Perfluoro-n-heptanoic Acid	.05000
Perfluoro-n-hexanoic acid	.05050
Perfluoro-n-octanoic Acid	.05000
Perfluorononanoic Acid	.05000
Perfluoro-n-pentanoic acid	.05050
Perfluoro-n-tetradecanoic acid	.05000
Perfluoro-n-tridecanoic acid	.05000
Perfluoro-n-undecanoic acid	.05000
Sodium perfluoro-1-pentanesulfonate	.05000

Syringes/Pipettes:

Stock ID:	Type:	Battelle ID:
180705-02	Pipette	B820865811

Solution Prepared By: Schultz, Stephanie **Date Prepared:** 9/13/2018 **Expiration Date:** 9/13/2019

Solution Volume 40 **mL X** 1 **Vials** **Refrigerator/Freezer No:** LC Laboratory: Refrigerator - R0107

Comment: 96/4 methanol/milli-q water

Approved By: Schumitz, Denise **Date:** 9/14/2018 2:27:00 PM

BATTELLE
It can be done

Standard Solution Prep Form II

Approved: ☑

Standard Laboratory ID Number: **KA86**

Description: PFAS - DoD Calibration L1

Assigned Lab ID (from receipt log)	Chemical Name:	Source	Stock (ug/mL)	Expir. Date	Purity (%)	Density (g/mL)	Amount Taken	Conv. Fact.	Final Vol. (mL)	Std. Conc. (ug/mL)
JY23	PFAS - DoD Low ICAL Stock	Solution	~0	07/16/19	---	---	200 uL	1	10	~0.0000
JY25	PFAS - DoD Internal Standard Stock Solution	Solution	~0	07/16/19	---	---	50 uL	1	10	~0.0000
JY27	PFAS - DoD High Level Labelled Extracted Internal Standards (SIS)	Solution	~0	07/16/19	---	---	50 uL	1	10	~0.0000

Solution Prepared By Schultz, Stephanie	**Date Prepared:** 9/13/2018	**Expiration Date**	7/16/2019
Solution Volume 40 **mL X** 1 **Vials**	**Refrigerator/Freezer No:** LC Laboratory: Refrigerator - R0107		

Balance ID: _____

Comment: 80/20 methanol/milli-q water

Approved By: Schumitz, Denise **Date:** 9/14/2018 2:27:00 PM

BATTELLE
It can be done

Standard Solution Concentrations

Approved: ☑

Standard Laboratory ID Number: KA86

Description: PFAS - DoD Calibration L1

Stock Id: JY23

Chemical Name	Stock Amount uL	Initial Conc. (ug/mL)	Density (g/mL)	Purity	Conv. Factor	Final Vol mL	Concentration (ug/mL)
(Na) 1H,1H,2H,2H-Perfluorodecane sulfonate	200	0.01	---	---	1	10	0.00010
(Na) 1H,1H,2H,2H-Perfluorohexane sulfonate	200	0.01	---	---	1	10	0.00010
(Na) 1H,1H,2H,2H-Perfluorooctane sulfonate	200	0.01	---	---	1	10	0.00010
(Na) Perfluoro-1-decanesulfonate	200	0.01	---	---	1	10	0.00010
(NA) Perfluoro-1-heptanesulfonate	200	0.01	---	---	1	10	0.00010
(Na) Perfluoro-1-nonanesulfonate	200	0.01	---	---	1	10	0.00010
N-ethylperfluoro-octanesulfonamidoacetic acid	200	0.01	---	---	1	10	0.00010
N-methylperfluoro-1-octanesulfonamidoacetic acid	200	0.01	---	---	1	10	0.00010
Perfluoro-1-butanesulfonate	200	0.01	---	---	1	10	0.00010
Perfluoro-1-hexanesulfonate	200	0.01	---	---	1	10	0.00010
Perfluoro-1-octanesulfonamide	200	0.01	---	---	1	10	0.00010
Perfluoro-1-octanesulfonate	200	0.01	---	---	1	10	0.00010
Perfluoro-n-butanoic Acid	200	0.01	---	---	1	10	0.00010
Perfluoro-n-decanoic Acid	200	0.01	---	---	1	10	0.00010
Perfluoro-n-dodecanoic acid	200	0.01	---	---	1	10	0.00010
Perfluoro-n-heptanoic Acid	200	0.01	---	---	1	10	0.00010
Perfluoro-n-hexanoic acid	200	0.01	---	---	1	10	0.00010
Perfluoro-n-octanoic Acid	200	0.01	---	---	1	10	0.00010
Perfluorononanoic Acid	200	0.01	---	---	1	10	0.00010
Perfluoro-n-pentanoic acid	200	0.01	---	---	1	10	0.00010
Perfluoro-n-tetradecanoic acid	200	0.01	---	---	1	10	0.00010
Perfluoro-n-tridecanoic acid	200	0.01	---	---	1	10	0.00010
Perfluoro-n-undecanoic acid	200	0.01	---	---	1	10	0.00010
Sodium perfluoro-1-pentanesulfonate	200	0.01	---	---	1	10	0.00010

Stock Id: JY25

Chemical Name	Stock Amount uL	Initial Conc. (ug/mL)	Density (g/mL)	Purity	Conv. Factor	Final Vol mL	Concentration (ug/mL)
13C2-PFDA	50	0.05	---	---	1	10	0.00025
13C2-PFOA	50	0.05	---	---	1	10	0.00025
13C3-PFBA	50	0.05	---	---	1	10	0.00025
13C4-PFOS	50	0.05	---	---	1	10	0.00024

Stock Id: JY27

Chemical Name	Stock Amount uL	Initial Conc. (ug/mL)	Density (g/mL)	Purity	Conv. Factor	Final Vol mL	Concentration (ug/mL)
13C2-4:2FTS	50	0.05	---	---	1	10	0.00023

Solution Prepared By: Schultz, Stephanie **Date Prepared:** 9/13/2018 **Expiration Date:** 7/16/2019

Solution Volume 40 **mL X** 1 **Vials** **Refrigerator/Freezer No:** LC Laboratory: Refrigerator - R0107

Comment: 80/20 methanol/milli-q water

Approved By: Schumitz, Denise **Date:** 9/14/2018 2:27:00 PM

BATTELLE
It can be done

Standard Solution Concentrations

Approved: ☑

Standard Laboratory ID Number: KA86

Description: PFAS - DoD Calibration L1

13C2-6:2FTS	50	0.05	---	---	1	10	0.00024
13C2-8:2FTS	50	0.05	---	---	1	10	0.00024
13C2-PFDoA	50	0.05	---	---	1	10	0.00025
13C2-PFTeDA	50	0.05	---	---	1	10	0.00025
13C3-PFBS	50	0.05	---	---	1	10	0.00023
13C3-PFHxS	50	0.05	---	---	1	10	0.00024
13C4-PFBA	50	0.05	---	---	1	10	0.00025
13C4-PFHpA	50	0.05	---	---	1	10	0.00025
13C5-PFHxA	50	0.05	---	---	1	10	0.00025
13C5-PFPeA	50	0.05	---	---	1	10	0.00025
13C6-PFDA	50	0.05	---	---	1	10	0.00025
13C7-PFUnA	50	0.05	---	---	1	10	0.00025
13C8-FOSA	50	0.05	---	---	1	10	0.00025
13C8-PFOA	50	0.05	---	---	1	10	0.00025
13C8-PFOS	50	0.05	---	---	1	10	0.00024
13C9-PFNA	50	0.05	---	---	1	10	0.00025
d3-MeFOSAA	50	0.05	---	---	1	10	0.00025
d5-EtFOSAA	50	0.05	---	---	1	10	0.00025

Final Concentrations:

Analyte:	Conc (ug/mL):
(Na) 1H,1H,2H,2H-Perfluorodecane sulfonate	.00010
(Na) 1H,1H,2H,2H-Perfluorohexane sulfonate	.00010
(Na) 1H,1H,2H,2H-Perfluorooctane sulfonate	.00010
(Na) Perfluoro-1-decanesulfonate	.00010
(NA) Perfluoro-1-heptanesulfonate	.00010
(Na) Perfluoro-1-nonanesulfonate	.00010
13C2-4:2FTS	.00023
13C2-6:2FTS	.00024
13C2-8:2FTS	.00024
13C2-PFDA	.00025
13C2-PFDoA	.00025
13C2-PFOA	.00025
13C2-PFTeDA	.00025
13C3-PFBA	.00025
13C3-PFBS	.00023
13C3-PFHxS	.00024
13C4-PFBA	.00025
13C4-PFHpA	.00025

Solution Prepared By: Schultz, Stephanie **Date Prepared:** 9/13/2018 **Expiration Date:** 7/16/2019

Solution Volume 40 **mL X** 1 **Vials** **Refrigerator/Freezer No:** LC Laboratory: Refrigerator - R0107

Comment: 80/20 methanol/milli-q water

Approved By: Schumitz, Denise **Date:** 9/14/2018 2:27:00 PM

BATTELLE
It can be done

Standard Solution Concentrations

Approved: ☑

Standard Laboratory ID Number: **KA86**

Description: PFAS - DoD Calibration L1

13C4-PFOS	.00024
13C5-PFHxA	.00025
13C5-PFPeA	.00025
13C6-PFDA	.00025
13C7-PFUnA	.00025
13C8-FOSA	.00025
13C8-PFOA	.00025
13C8-PFOS	.00024
13C9-PFNA	.00025
d3-MeFOSAA	.00025
d5-EtFOSAA	.00025
N-ethylperfluoro-octanesulfonamidoacetic acid	.00010
N-methylperfluoro-1-octanesulfonamidoacetic acid	.00010
Perfluoro-1-butanesulfonate	.00010
Perfluoro-1-hexanesulfonate	.00010
Perfluoro-1-octanesulfonamide	.00010
Perfluoro-1-octanesulfonate	.00010
Perfluoro-n-butanoic Acid	.00010
Perfluoro-n-decanoic Acid	.00010
Perfluoro-n-dodecanoic acid	.00010
Perfluoro-n-heptanoic Acid	.00010
Perfluoro-n-hexanoic acid	.00010
Perfluoro-n-octanoic Acid	.00010
Perfluorononanoic Acid	.00010
Perfluoro-n-pentanoic acid	.00010
Perfluoro-n-tetradecanoic acid	.00010
Perfluoro-n-tridecanoic acid	.00010
Perfluoro-n-undecanoic acid	.00010
Sodium perfluoro-1-pentanesulfonate	.00010

Syringes/Pipettes:

Stock ID:	Type:	Battelle ID:
JY23	Pipette	B814657482
JY25	Pipette	B814659662
JY27	Pipette	B814659662

Solution Prepared By: Schultz, Stephanie **Date Prepared:** 9/13/2018 **Expiration Date:** 7/16/2019

Solution Volume 40 **mL X** 1 **Vials** **Refrigerator/Freezer No:** LC Laboratory: Refrigerator - R0107

Comment: 80/20 methanol/milli-q water

Approved By: Schumitz, Denise **Date:** 9/14/2018 2:27:00 PM

BATTELLE
It can be done

Standard Solution Prep Form II

Approved: ☑

Standard Laboratory ID Number: **KA87**

Description: PFAS - DoD Calibration L2

Assigned Lab ID (from receipt log)	Chemical Name:	Source	Stock (ug/mL)	Expir. Date	Purity (%)	Density (g/mL)	Amount Taken	Conv. Fact.	Final Vol. (mL)	Std. Conc. (ug/mL)
JY23	PFAS - DoD Low ICAL Stock	Solution	~0	07/16/19	---	---	500 uL	1	10	~0.0000
JY25	PFAS - DoD Internal Standard Stock Solution	Solution	~0	07/16/19	---	---	50 uL	1	10	~0.0000
JY27	PFAS - DoD High Level Labelled Extracted Internal Standards (SIS)	Solution	~0	07/16/19	---	---	50 uL	1	10	~0.0000

Solution Prepared By Schultz, Stephanie	**Date Prepared:** 9/13/2018	**Expiration Date**	7/16/2019
Solution Volume 40 **mL X** 1 **Vials**	**Refrigerator/Freezer No:** LC Laboratory: Refrigerator - R0107		

Balance ID: _____

Comment: 80/20 Methanol/Milli-q water

Approved By: Schumitz, Denise **Date:** 9/14/2018 2:27:00 PM

BATTELLE
It can be done

Standard Solution Concentrations

Approved: ☑

Standard Laboratory ID Number: KA87

Description: PFAS - DoD Calibration L2

Stock Id: JY23

Chemical Name	Stock Amount uL	Initial Conc. (ug/mL)	Density (g/mL)	Purity	Conv. Factor	Final Vol mL	Concentration (ug/mL)
(Na) 1H,1H,2H,2H-Perfluorodecane sulfonate	500	0.01	---	---	1	10	0.00025
(Na) 1H,1H,2H,2H-Perfluorohexane sulfonate	500	0.01	---	---	1	10	0.00025
(Na) 1H,1H,2H,2H-Perfluorooctane sulfonate	500	0.01	---	---	1	10	0.00025
(Na) Perfluoro-1-decanesulfonate	500	0.01	---	---	1	10	0.00025
(NA) Perfluoro-1-heptanesulfonate	500	0.01	---	---	1	10	0.00025
(Na) Perfluoro-1-nonanesulfonate	500	0.01	---	---	1	10	0.00025
N-ethylperfluoro-octanesulfonamidoacetic acid	500	0.01	---	---	1	10	0.00025
N-methylperfluoro-1-octanesulfonamidoacetic acid	500	0.01	---	---	1	10	0.00025
Perfluoro-1-butanesulfonate	500	0.01	---	---	1	10	0.00025
Perfluoro-1-hexanesulfonate	500	0.01	---	---	1	10	0.00025
Perfluoro-1-octanesulfonamide	500	0.01	---	---	1	10	0.00025
Perfluoro-1-octanesulfonate	500	0.01	---	---	1	10	0.00025
Perfluoro-n-butanoic Acid	500	0.01	---	---	1	10	0.00025
Perfluoro-n-decanoic Acid	500	0.01	---	---	1	10	0.00025
Perfluoro-n-dodecanoic acid	500	0.01	---	---	1	10	0.00025
Perfluoro-n-heptanoic Acid	500	0.01	---	---	1	10	0.00025
Perfluoro-n-hexanoic acid	500	0.01	---	---	1	10	0.00025
Perfluoro-n-octanoic Acid	500	0.01	---	---	1	10	0.00025
Perfluorononanoic Acid	500	0.01	---	---	1	10	0.00025
Perfluoro-n-pentanoic acid	500	0.01	---	---	1	10	0.00025
Perfluoro-n-tetradecanoic acid	500	0.01	---	---	1	10	0.00025
Perfluoro-n-tridecanoic acid	500	0.01	---	---	1	10	0.00025
Perfluoro-n-undecanoic acid	500	0.01	---	---	1	10	0.00025
Sodium perfluoro-1-pentanesulfonate	500	0.01	---	---	1	10	0.00025

Stock Id: JY25

Chemical Name	Stock Amount uL	Initial Conc. (ug/mL)	Density (g/mL)	Purity	Conv. Factor	Final Vol mL	Concentration (ug/mL)
13C2-PFDA	50	0.05	---	---	1	10	0.00025
13C2-PFOA	50	0.05	---	---	1	10	0.00025
13C3-PFBA	50	0.05	---	---	1	10	0.00025
13C4-PFOS	50	0.05	---	---	1	10	0.00024

Stock Id: JY27

Chemical Name	Stock Amount uL	Initial Conc. (ug/mL)	Density (g/mL)	Purity	Conv. Factor	Final Vol mL	Concentration (ug/mL)
13C2-4:2FTS	50	0.05	---	---	1	10	0.00023

Solution Prepared By: Schultz, Stephanie **Date Prepared:** 9/13/2018 **Expiration Date:** 7/16/2019

Solution Volume 40 **mL X** 1 **Vials** **Refrigerator/Freezer No:** LC Laboratory: Refrigerator - R0107

Comment: 80/20 Methanol/Milli-q water

Approved By: Schumitz, Denise **Date:** 9/14/2018 2:27:00 PM

BATTELLE
It can be done

Standard Solution Concentrations

Approved: ☑

Standard Laboratory ID Number: KA87

Description: PFAS - DoD Calibration L2

13C2-6:2FTS	50	0.05	---	---	1	10	0.00024
13C2-8:2FTS	50	0.05	---	---	1	10	0.00024
13C2-PFDoA	50	0.05	---	---	1	10	0.00025
13C2-PFTeDA	50	0.05	---	---	1	10	0.00025
13C3-PFBS	50	0.05	---	---	1	10	0.00023
13C3-PFHxS	50	0.05	---	---	1	10	0.00024
13C4-PFBA	50	0.05	---	---	1	10	0.00025
13C4-PFHpA	50	0.05	---	---	1	10	0.00025
13C5-PFHxA	50	0.05	---	---	1	10	0.00025
13C5-PFPeA	50	0.05	---	---	1	10	0.00025
13C6-PFDA	50	0.05	---	---	1	10	0.00025
13C7-PFUnA	50	0.05	---	---	1	10	0.00025
13C8-FOSA	50	0.05	---	---	1	10	0.00025
13C8-PFOA	50	0.05	---	---	1	10	0.00025
13C8-PFOS	50	0.05	---	---	1	10	0.00024
13C9-PFNA	50	0.05	---	---	1	10	0.00025
d3-MeFOSAA	50	0.05	---	---	1	10	0.00025
d5-EtFOSAA	50	0.05	---	---	1	10	0.00025

Final Concentrations:

Analyte:	Conc (ug/mL):
(Na) 1H,1H,2H,2H-Perfluorodecane sulfonate	.00025
(Na) 1H,1H,2H,2H-Perfluorohexane sulfonate	.00025
(Na) 1H,1H,2H,2H-Perfluorooctane sulfonate	.00025
(Na) Perfluoro-1-decanesulfonate	.00025
(NA) Perfluoro-1-heptanesulfonate	.00025
(Na) Perfluoro-1-nonanesulfonate	.00025
13C2-4:2FTS	.00023
13C2-6:2FTS	.00024
13C2-8:2FTS	.00024
13C2-PFDA	.00025
13C2-PFDoA	.00025
13C2-PFOA	.00025
13C2-PFTeDA	.00025
13C3-PFBA	.00025
13C3-PFBS	.00023
13C3-PFHxS	.00024
13C4-PFBA	.00025
13C4-PFHpA	.00025

Solution Prepared By: Schultz, Stephanie **Date Prepared:** 9/13/2018 **Expiration Date:** 7/16/2019

Solution Volume 40 **mL X** 1 **Vials** **Refrigerator/Freezer No:** LC Laboratory: Refrigerator - R0107

Comment: 80/20 Methanol/Milli-q water

Approved By: Schumitz, Denise **Date:** 9/14/2018 2:27:00 PM

BATTELLE
It can be done

Standard Solution Concentrations

Approved: ☑

Standard Laboratory ID Number: **KA87**

Description: PFAS - DoD Calibration L2

13C4-PFOS	.00024
13C5-PFHxA	.00025
13C5-PFPeA	.00025
13C6-PFDA	.00025
13C7-PFUnA	.00025
13C8-FOSA	.00025
13C8-PFOA	.00025
13C8-PFOS	.00024
13C9-PFNA	.00025
d3-MeFOSAA	.00025
d5-EtFOSAA	.00025
N-ethylperfluoro-octanesulfonamidoacetic acid	.00025
N-methylperfluoro-1-octanesulfonamidoacetic acid	.00025
Perfluoro-1-butanesulfonate	.00025
Perfluoro-1-hexanesulfonate	.00025
Perfluoro-1-octanesulfonamide	.00025
Perfluoro-1-octanesulfonate	.00025
Perfluoro-n-butanoic Acid	.00025
Perfluoro-n-decanoic Acid	.00025
Perfluoro-n-dodecanoic acid	.00025
Perfluoro-n-heptanoic Acid	.00025
Perfluoro-n-hexanoic acid	.00025
Perfluoro-n-octanoic Acid	.00025
Perfluorononanoic Acid	.00025
Perfluoro-n-pentanoic acid	.00025
Perfluoro-n-tetradecanoic acid	.00025
Perfluoro-n-tridecanoic acid	.00025
Perfluoro-n-undecanoic acid	.00025
Sodium perfluoro-1-pentanesulfonate	.00025

Syringes/Pipettes:

Stock ID:	Type:	Battelle ID:
JY23	Pipette	B820865811
JY25	Pipette	B814659662
JY27	Pipette	B814659662

Solution Prepared By: Schultz, Stephanie **Date Prepared:** 9/13/2018 **Expiration Date:** 7/16/2019

Solution Volume 40 **mL X** 1 **Vials** **Refrigerator/Freezer No:** LC Laboratory: Refrigerator - R0107

Comment: 80/20 Methanol/Milli-q water

Approved By: Schumitz, Denise **Date:** 9/14/2018 2:27:00 PM

BATTELLE
It can be done

Standard Solution Prep Form II

Approved: ☑

Standard Laboratory ID Number: **KA88**

Description: PFAS - DoD Calibration L3

Assigned Lab ID (from receipt log)	Chemical Name:	Source	Stock (ug/mL)	Expir. Date	Purity (%)	Density (g/mL)	Amount Taken	Conv. Fact.	Final Vol. (mL)	Std. Conc. (ug/mL)
KA85	PFAS - DoD High ICAL Stock	Solution	~0	09/13/19	---	---	100 uL	1	10	~0.0000
JY27	PFAS - DoD High Level Labelled Extracted Internal Standards (SIS)	Solution	~0	07/16/19	---	---	50 uL	1	10	~0.0000
JY25	PFAS - DoD Internal Standard Stock Solution	Solution	~0	07/16/19	---	---	50 uL	1	10	~0.0000

Solution Prepared By Schultz, Stephanie	**Date Prepared:** 9/13/2018	**Expiration Date**	7/16/2019
Solution Volume 40 **mL X** 1 **Vials**	**Refrigerator/Freezer No:** LC Laboratory: Refrigerator - R0107		

Balance ID:

Comment: 80/20 Methanol/Milli-q water

Approved By: Schumitz, Denise **Date:** 9/14/2018 2:27:00 PM

BATTELLE
It can be done

Standard Solution Concentrations

Approved: ☑

Standard Laboratory ID Number: KA88

Description: PFAS - DoD Calibration L3

Stock Id: JY25

Chemical Name	Stock Amount uL	Initial Conc. (ug/mL)	Density (g/mL)	Purity	Conv. Factor	Final Vol mL	Concentration (ug/mL)
13C2-PFDA	50	0.05	---	---	1	10	0.00025
13C2-PFOA	50	0.05	---	---	1	10	0.00025
13C3-PFBA	50	0.05	---	---	1	10	0.00025
13C4-PFOS	50	0.05	---	---	1	10	0.00024

Stock Id: JY27

Chemical Name	Stock Amount uL	Initial Conc. (ug/mL)	Density (g/mL)	Purity	Conv. Factor	Final Vol mL	Concentration (ug/mL)
13C2-4:2FTS	50	0.05	---	---	1	10	0.00023
13C2-6:2FTS	50	0.05	---	---	1	10	0.00024
13C2-8:2FTS	50	0.05	---	---	1	10	0.00024
13C2-PFDoA	50	0.05	---	---	1	10	0.00025
13C2-PFTeDA	50	0.05	---	---	1	10	0.00025
13C3-PFBS	50	0.05	---	---	1	10	0.00023
13C3-PFHxS	50	0.05	---	---	1	10	0.00024
13C4-PFBA	50	0.05	---	---	1	10	0.00025
13C4-PFHpA	50	0.05	---	---	1	10	0.00025
13C5-PFHxA	50	0.05	---	---	1	10	0.00025
13C5-PFPeA	50	0.05	---	---	1	10	0.00025
13C6-PFDA	50	0.05	---	---	1	10	0.00025
13C7-PFUnA	50	0.05	---	---	1	10	0.00025
13C8-FOSA	50	0.05	---	---	1	10	0.00025
13C8-PFOA	50	0.05	---	---	1	10	0.00025
13C8-PFOS	50	0.05	---	---	1	10	0.00024
13C9-PFNA	50	0.05	---	---	1	10	0.00025
d3-MeFOSAA	50	0.05	---	---	1	10	0.00025
d5-EtFOSAA	50	0.05	---	---	1	10	0.00025

Stock Id: KA85

Chemical Name	Stock Amount uL	Initial Conc. (ug/mL)	Density (g/mL)	Purity	Conv. Factor	Final Vol mL	Concentration (ug/mL)
(Na) 1H,1H,2H,2H-Perfluorodecane sulfonate	100	0.05	---	---	1	10	0.00051
(Na) 1H,1H,2H,2H-Perfluorohexane sulfonate	100	0.05	---	---	1	10	0.00051
(Na) 1H,1H,2H,2H-Perfluorooctane sulfonate	100	0.05	---	---	1	10	0.00050
(Na) Perfluoro-1-decanesulfonate	100	0.05	---	---	1	10	0.00051
(NA) Perfluoro-1-heptanesulfonate	100	0.05	---	---	1	10	0.00050
(Na) Perfluoro-1-nonanesulfonate	100	0.05	---	---	1	10	0.00051

Solution Prepared By: Schultz, Stephanie **Date Prepared:** 9/13/2018 **Expiration Date:** 7/16/2019

Solution Volume 40 **mL X** 1 **Vials** **Refrigerator/Freezer No:** LC Laboratory: Refrigerator - R0107

Comment: 80/20 Methanol/Milli-q water

Approved By: Schumitz, Denise **Date:** 9/14/2018 2:27:00 PM

BATTELLE
It can be done

Standard Solution Concentrations

Approved: ☑

Standard Laboratory ID Number: **KA88**

Description: PFAS - DoD Calibration L3

N-ethylperfluoro-octanesulfonamidoacetic acid	100	0.05	---	---	1	10	0.00050
N-methylperfluoro-1-octanesulfonamidoacetic acid	100	0.05	---	---	1	10	0.00050
Perfluoro-1-butanesulfonate	100	0.05	---	---	1	10	0.00051
Perfluoro-1-hexanesulfonate	100	0.05	---	---	1	10	0.00051
Perfluoro-1-octanesulfonamide	100	0.05	---	---	1	10	0.00050
Perfluoro-1-octanesulfonate	100	0.05	---	---	1	10	0.00050
Perfluoro-n-butanoic Acid	100	0.05	---	---	1	10	0.00050
Perfluoro-n-decanoic Acid	100	0.05	---	---	1	10	0.00050
Perfluoro-n-dodecanoic acid	100	0.05	---	---	1	10	0.00050
Perfluoro-n-heptanoic Acid	100	0.05	---	---	1	10	0.00050
Perfluoro-n-hexanoic acid	100	0.05	---	---	1	10	0.00051
Perfluoro-n-octanoic Acid	100	0.05	---	---	1	10	0.00050
Perfluorononanoic Acid	100	0.05	---	---	1	10	0.00050
Perfluoro-n-pentanoic acid	100	0.05	---	---	1	10	0.00051
Perfluoro-n-tetradecanoic acid	100	0.05	---	---	1	10	0.00050
Perfluoro-n-tridecanoic acid	100	0.05	---	---	1	10	0.00050
Perfluoro-n-undecanoic acid	100	0.05	---	---	1	10	0.00050
Sodium perfluoro-1-pentanesulfonate	100	0.05	---	---	1	10	0.00050

Final Concentrations:

Analyte:	Conc (ug/mL):
(Na) 1H,1H,2H,2H-Perfluorodecane sulfonate	.00051
(Na) 1H,1H,2H,2H-Perfluorohexane sulfonate	.00051
(Na) 1H,1H,2H,2H-Perfluorooctane sulfonate	.00050
(Na) Perfluoro-1-decanesulfonate	.00051
(NA) Perfluoro-1-heptanesulfonate	.00050
(Na) Perfluoro-1-nonanesulfonate	.00051
13C2-4:2FTS	.00023
13C2-6:2FTS	.00024
13C2-8:2FTS	.00024
13C2-PFDA	.00025
13C2-PFDoA	.00025
13C2-PFOA	.00025
13C2-PFTeDA	.00025
13C3-PFBA	.00025
13C3-PFBS	.00023
13C3-PFHxS	.00024
13C4-PFBA	.00025
13C4-PFHpA	.00025

Solution Prepared By: Schultz, Stephanie **Date Prepared:** 9/13/2018 **Expiration Date:** 7/16/2019

Solution Volume 40 **mL X** 1 **Vials** **Refrigerator/Freezer No:** LC Laboratory: Refrigerator - R0107

Comment: 80/20 Methanol/Milli-q water

Approved By: Schumitz, Denise **Date:** 9/14/2018 2:27:00 PM

BATTELLE
It can be done

Standard Solution Concentrations

Approved: ☑

Standard Laboratory ID Number: **KA88**

Description: PFAS - DoD Calibration L3

13C4-PFOS	.00024
13C5-PFHxA	.00025
13C5-PFPeA	.00025
13C6-PFDA	.00025
13C7-PFUnA	.00025
13C8-FOSA	.00025
13C8-PFOA	.00025
13C8-PFOS	.00024
13C9-PFNA	.00025
d3-MeFOSAA	.00025
d5-EtFOSAA	.00025
N-ethylperfluoro-octanesulfonamidoacetic acid	.00050
N-methylperfluoro-1-octanesulfonamidoacetic acid	.00050
Perfluoro-1-butanesulfonate	.00051
Perfluoro-1-hexanesulfonate	.00051
Perfluoro-1-octanesulfonamide	.00050
Perfluoro-1-octanesulfonate	.00050
Perfluoro-n-butanoic Acid	.00050
Perfluoro-n-decanoic Acid	.00050
Perfluoro-n-dodecanoic acid	.00050
Perfluoro-n-heptanoic Acid	.00050
Perfluoro-n-hexanoic acid	.00051
Perfluoro-n-octanoic Acid	.00050
Perfluorononanoic Acid	.00050
Perfluoro-n-pentanoic acid	.00051
Perfluoro-n-tetradecanoic acid	.00050
Perfluoro-n-tridecanoic acid	.00050
Perfluoro-n-undecanoic acid	.00050
Sodium perfluoro-1-pentanesulfonate	.00050

Syringes/Pipettes:

Stock ID:	Type:	Battelle ID:
JY25	Pipette	B814659662
JY27	Pipette	B814659662
KA85	Pipette	B814659662

Solution Prepared By: Schultz, Stephanie **Date Prepared:** 9/13/2018 **Expiration Date:** 7/16/2019

Solution Volume 40 **mL X** 1 **Vials** **Refrigerator/Freezer No:** LC Laboratory: Refrigerator - R0107

Comment: 80/20 Methanol/Milli-q water

Approved By: Schumitz, Denise **Date:** 9/14/2018 2:27:00 PM

BATTELLE
It can be done

Standard Solution Prep Form II

Approved: ☑

Standard Laboratory ID Number: **KB33**

Description: PFAS - DoD Low Level Labelled Extracted Internal Standards (SIS)

Assigned Lab ID (from receipt log)	Chemical Name:	Source	Stock (ug/mL)	Expir. Date	Purity (%)	Density (g/mL)	Amount Taken	Conv. Fact.	Final Vol. (mL)	Std. Conc. (ug/mL)
JY27	PFAS - DoD High Level Labelled Extracted Internal Standards (SIS)	Solution	~0	07/16/19	---	---	2500 uL	1	25	~0.0000

Solution Prepared By	Schultz, Stephanie	**Date Prepared:**	9/24/2018	**Expiration Date**	7/16/2019
Solution Volume	40 **mL X** 1 **Vials**	**Refrigerator/Freezer No:**	LC Laboratory: Refrigerator - R0107		

Balance ID:

Comment: 96/4 Methanol/Milli-q water

Approved By: Thorn, Jonathan **Date:** 9/24/2018 3:46:00 PM

BATTELLE
It can be done

Standard Solution Concentrations

Approved: ☑

Standard Laboratory ID Number: KB33

Description: PFAS - DoD Low Level Labelled Extracted Internal Standards (SIS)

Stock Id: JY27

Chemical Name	Stock Amount uL	Initial Conc. (ug/mL)	Density (g/mL)	Purity	Conv. Factor	Final Vol mL	Concentration (ug/mL)
13C2-4:2FTS	2500	0.05	---	---	1	25	0.00468
13C2-6:2FTS	2500	0.05	---	---	1	25	0.00475
13C2-8:2FTS	2500	0.05	---	---	1	25	0.00479
13C2-PFDoA	2500	0.05	---	---	1	25	0.00500
13C2-PFTeDA	2500	0.05	---	---	1	25	0.00500
13C3-PFBS	2500	0.05	---	---	1	25	0.00465
13C3-PFHxS	2500	0.05	---	---	1	25	0.00473
13C4-PFBA	2500	0.05	---	---	1	25	0.00500
13C4-PFHpA	2500	0.05	---	---	1	25	0.00500
13C5-PFHxA	2500	0.05	---	---	1	25	0.00500
13C5-PFPeA	2500	0.05	---	---	1	25	0.00500
13C6-PFDA	2500	0.05	---	---	1	25	0.00500
13C7-PFUnA	2500	0.05	---	---	1	25	0.00500
13C8-FOSA	2500	0.05	---	---	1	25	0.00500
13C8-PFOA	2500	0.05	---	---	1	25	0.00500
13C8-PFOS	2500	0.05	---	---	1	25	0.00478
13C9-PFNA	2500	0.05	---	---	1	25	0.00500
d3-MeFOSAA	2500	0.05	---	---	1	25	0.00500
d5-EtFOSAA	2500	0.05	---	---	1	25	0.00500

Final Concentrations:

Analyte:	Conc (ug/mL):
13C2-4:2FTS	.00468
13C2-6:2FTS	.00475
13C2-8:2FTS	.00479
13C2-PFDoA	.00500
13C2-PFTeDA	.00500
13C3-PFBS	.00465
13C3-PFHxS	.00473
13C4-PFBA	.00500
13C4-PFHpA	.00500
13C5-PFHxA	.00500
13C5-PFPeA	.00500
13C6-PFDA	.00500
13C7-PFUnA	.00500
13C8-FOSA	.00500

Solution Prepared By: Schultz, Stephanie **Date Prepared:** 9/24/2018 **Expiration Date:** 7/16/2019

Solution Volume 40 **mL X** 1 **Vials** **Refrigerator/Freezer No:** LC Laboratory: Refrigerator - R0107

Comment: 96/4 Methanol/Milli-q water

Approved By: Thorn, Jonathan **Date:** 9/24/2018 3:46:00 PM

BATTELLE
It can be done

Standard Solution Concentrations

Approved: ☑

Standard Laboratory ID Number: KB33

Description: PFAS - DoD Low Level Labelled Extracted Internal Standards (SIS)

13C8-PFOA	.00500
13C8-PFOS	.00478
13C9-PFNA	.00500
d3-MeFOSAA	.00500
d5-EtFOSAA	.00500

Syringes/Pipettes:

Stock ID:	Type:	Battelle ID:
JY27	Pipette	OU16914

Solution Prepared By: Schultz, Stephanie **Date Prepared:** 9/24/2018 **Expiration Date:** 7/16/2019

Solution Volume 40 **mL X** 1 **Vials** **Refrigerator/Freezer No:** LC Laboratory: Refrigerator - R0107

Comment: 96/4 Methanol/Milli-q water

Approved By: Thorn, Jonathan **Date:** 9/24/2018 3:46:00 PM

BATTELLE
It can be done

Standard Solution Prep Form II

Approved: ☑

Standard Laboratory ID Number: **KB34**

Description: PFAS - DoD Internal Standard Spiking Solution

Assigned Lab ID (from receipt log)	Chemical Name:	Source	Stock (ug/mL)	Expir. Date	Purity (%)	Density (g/mL)	Amount Taken	Conv. Fact.	Final Vol. (mL)	Std. Conc. (ug/mL)
JY25	PFAS - DoD Internal Standard Stock Solution	Solution	~0	07/16/19	---	---	2500 uL	1	25	~0.0000

Solution Prepared By	Schultz, Stephanie	**Date Prepared:**	9/24/2018	**Expiration Date**	7/16/2019
Solution Volume	40 **mL X** 1 **Vials**	**Refrigerator/Freezer No:**	LC Laboratory: Refrigerator - R0107		

Balance ID:

Comment: 96/4 Methanol/Milli-q water

Approved By: Thorn, Jonathan **Date:** 9/24/2018 3:46:00 PM

BATTELLE
It can be done

Standard Solution Concentrations

Approved: ☑

Standard Laboratory ID Number: KB34

Description: PFAS - DoD Internal Standard Spiking Solution

Stock Id: JY25

Chemical Name	Stock Amount uL	Initial Conc. (ug/mL)	Density (g/mL)	Purity	Conv. Factor	Final Vol mL	Concentration (ug/mL)
13C2-PFDA	2500	0.05	---	---	1	25	0.00500
13C2-PFOA	2500	0.05	---	---	1	25	0.00500
13C3-PFBA	2500	0.05	---	---	1	25	0.00500
13C4-PFOS	2500	0.05	---	---	1	25	0.00479

Final Concentrations:

Analyte:	Conc (ug/mL):
13C2-PFDA	.00500
13C2-PFOA	.00500
13C3-PFBA	.00500
13C4-PFOS	.00479

Syringes/Pipettes:

Stock ID:	Type:	Battelle ID:
JY25	Pipette	OU16914

Solution Prepared By: Schultz, Stephanie **Date Prepared:** 9/24/2018 **Expiration Date:** 7/16/2019

Solution Volume 40 **mL X** 1 **Vials** **Refrigerator/Freezer No:** LC Laboratory: Refrigerator - R0107

Comment: 96/4 Methanol/Milli-q water

Approved By: Thorn, Jonathan **Date:** 9/24/2018 3:46:00 PM

BATTELLE
It can be done

Standard Solution Prep Form II

Approved: ☐

Standard Laboratory ID Number: **KB35**

Description: PFAS - DoD Instrument Blank

Assigned Lab ID (from receipt log)	Chemical Name:	Source	Stock (ug/mL)	Expir. Date	Purity (%)	Density (g/mL)	Amount Taken	Conv. Fact.	Final Vol. (mL)	Std. Conc. (ug/mL)
JY27	PFAS - DoD High Level Labelled Extracted Internal Standards (SIS)	Solution	~0	07/16/19	---	---	50 uL	1	10	~0.0000
JY25	PFAS - DoD Internal Standard Stock Solution	Solution	~0	07/16/19	---	---	50 uL	1	10	~0.0000

Solution Prepared By	Schultz, Stephanie	**Date Prepared:**	9/24/2018	**Expiration Date**	7/16/2019
Solution Volume	40 **mL X** 1 **Vials**	**Refrigerator/Freezer No:**	LC Laboratory: Refrigerator - R0107		

Balance ID: _____

Comment: 80/20 Methanol/Milli-q water

Approved By: _____ **Date:** _____

BATTELLE
It can be done

Standard Solution Concentrations

Approved: ☐

Standard Laboratory ID Number: KB35

Description: PFAS - DoD Instrument Blank

Stock Id: JY25

Chemical Name	Stock Amount uL	Initial Conc. (ug/mL)	Density (g/mL)	Purity	Conv. Factor	Final Vol mL	Concentration (ug/mL)
13C2-PFDA	50	0.05	---	---	1	10	0.00025
13C2-PFOA	50	0.05	---	---	1	10	0.00025
13C3-PFBA	50	0.05	---	---	1	10	0.00025
13C4-PFOS	50	0.05	---	---	1	10	0.00024

Stock Id: JY27

Chemical Name	Stock Amount uL	Initial Conc. (ug/mL)	Density (g/mL)	Purity	Conv. Factor	Final Vol mL	Concentration (ug/mL)
13C2-4:2FTS	50	0.05	---	---	1	10	0.00023
13C2-6:2FTS	50	0.05	---	---	1	10	0.00024
13C2-8:2FTS	50	0.05	---	---	1	10	0.00024
13C2-PFDoA	50	0.05	---	---	1	10	0.00025
13C2-PFTeDA	50	0.05	---	---	1	10	0.00025
13C3-PFBS	50	0.05	---	---	1	10	0.00023
13C3-PFHxS	50	0.05	---	---	1	10	0.00024
13C4-PFBA	50	0.05	---	---	1	10	0.00025
13C4-PFHpA	50	0.05	---	---	1	10	0.00025
13C5-PFHxA	50	0.05	---	---	1	10	0.00025
13C5-PFPeA	50	0.05	---	---	1	10	0.00025
13C6-PFDA	50	0.05	---	---	1	10	0.00025
13C7-PFUnA	50	0.05	---	---	1	10	0.00025
13C8-FOSA	50	0.05	---	---	1	10	0.00025
13C8-PFOA	50	0.05	---	---	1	10	0.00025
13C8-PFOS	50	0.05	---	---	1	10	0.00024
13C9-PFNA	50	0.05	---	---	1	10	0.00025
d3-MeFOSAA	50	0.05	---	---	1	10	0.00025
d5-EtFOSAA	50	0.05	---	---	1	10	0.00025

Final Concentrations:

Analyte:	Conc (ug/mL):
13C2-4:2FTS	.00023
13C2-6:2FTS	.00024
13C2-8:2FTS	.00024
13C2-PFDA	.00025
13C2-PFDoA	.00025
13C2-PFOA	.00025

Solution Prepared By: Schultz, Stephanie **Date Prepared:** 9/24/2018 **Expiration Date:** 7/16/2019

Solution Volume 40 **mL X** 1 **Vials** **Refrigerator/Freezer No:** LC Laboratory: Refrigerator - R0107

Comment: 80/20 Methanol/Milli-q water

Approved By: _____ **Date:** _____

BATTELLE
It can be done

Standard Solution Concentrations

Approved: ☐

Standard Laboratory ID Number: **KB35**

Description: PFAS - DoD Instrument Blank

13C2-PFTeDA	.00025
13C3-PFBA	.00025
13C3-PFBS	.00023
13C3-PFHxS	.00024
13C4-PFBA	.00025
13C4-PFHpA	.00025
13C4-PFOS	.00024
13C5-PFHxA	.00025
13C5-PFPeA	.00025
13C6-PFDA	.00025
13C7-PFUnA	.00025
13C8-FOSA	.00025
13C8-PFOA	.00025
13C8-PFOS	.00024
13C9-PFNA	.00025
d3-MeFOSAA	.00025
d5-EtFOSAA	.00025

Syringes/Pipettes:

Stock ID:	Type:	Battelle ID:
JY25	Pipette	B814659662
JY27	Pipette	B814659662

Solution Prepared By: Schultz, Stephanie **Date Prepared:** 9/24/2018 **Expiration Date:** 7/16/2019

Solution Volume 40 **mL X** 1 **Vials** **Refrigerator/Freezer No:** LC Laboratory: Refrigerator - R0107

Comment: 80/20 Methanol/Milli-q water

Approved By: _____ **Date:** _____

BATTELLE
It can be done

Standard Solution Prep Form II

Approved: ☑

Standard Laboratory ID Number: **KB36**

Description: PFAS - DoD ICC

Assigned Lab ID (from receipt log)	Chemical Name:	Source	Stock (ug/mL)	Expir. Date	Purity (%)	Density (g/mL)	Amount Taken	Conv. Fact.	Final Vol. (mL)	Std. Conc. (ug/mL)
JZ88	PFAS - DoD Second Source LCS/MS Solution	Solution	~0	08/20/19	---	---	200 uL	1	10	~0.0000
JY27	PFAS - DoD High Level Labelled Extracted Internal Standards (SIS)	Solution	~0	07/16/19	---	---	50 uL	1	10	~0.0000
JY25	PFAS - DoD Internal Standard Stock Solution	Solution	~0	07/16/19	---	---	50 uL	1	10	~0.0000

Solution Prepared By Schultz, Stephanie	**Date Prepared:** 9/24/2018	**Expiration Date**	7/16/2019
Solution Volume 40 **mL X** 1 **Vials**	**Refrigerator/Freezer No:** LC Laboratory: Refrigerator - R0107		

Balance ID: _____

Comment: 80/20 Methanol/Milli-q water

Approved By: Schumitz, Denise **Date:** 9/26/2018 10:24:00 AM

BATTELLE
It can be done

Standard Solution Concentrations

Approved: ☑

Standard Laboratory ID Number: KB36

Description: PFAS - DoD ICC

Stock Id: JY25

Chemical Name	Stock Amount uL	Initial Conc. (ug/mL)	Density (g/mL)	Purity	Conv. Factor	Final Vol mL	Concentration (ug/mL)
13C2-PFDA	50	0.05	---	---	1	10	0.00025
13C2-PFOA	50	0.05	---	---	1	10	0.00025
13C3-PFBA	50	0.05	---	---	1	10	0.00025
13C4-PFOS	50	0.05	---	---	1	10	0.00024

Stock Id: JY27

Chemical Name	Stock Amount uL	Initial Conc. (ug/mL)	Density (g/mL)	Purity	Conv. Factor	Final Vol mL	Concentration (ug/mL)
13C2-4:2FTS	50	0.05	---	---	1	10	0.00023
13C2-6:2FTS	50	0.05	---	---	1	10	0.00024
13C2-8:2FTS	50	0.05	---	---	1	10	0.00024
13C2-PFDoA	50	0.05	---	---	1	10	0.00025
13C2-PFTeDA	50	0.05	---	---	1	10	0.00025
13C3-PFBS	50	0.05	---	---	1	10	0.00023
13C3-PFHxS	50	0.05	---	---	1	10	0.00024
13C4-PFBA	50	0.05	---	---	1	10	0.00025
13C4-PFHpA	50	0.05	---	---	1	10	0.00025
13C5-PFHxA	50	0.05	---	---	1	10	0.00025
13C5-PFPeA	50	0.05	---	---	1	10	0.00025
13C6-PFDA	50	0.05	---	---	1	10	0.00025
13C7-PFUnA	50	0.05	---	---	1	10	0.00025
13C8-FOSA	50	0.05	---	---	1	10	0.00025
13C8-PFOA	50	0.05	---	---	1	10	0.00025
13C8-PFOS	50	0.05	---	---	1	10	0.00024
13C9-PFNA	50	0.05	---	---	1	10	0.00025
d3-MeFOSAA	50	0.05	---	---	1	10	0.00025
d5-EtFOSAA	50	0.05	---	---	1	10	0.00025

Stock Id: JZ88

Chemical Name	Stock Amount uL	Initial Conc. (ug/mL)	Density (g/mL)	Purity	Conv. Factor	Final Vol mL	Concentration (ug/mL)
(Na) 1H,1H,2H,2H-Perfluorodecane sulfonate	200	0.05	---	---	1	10	0.00101
(Na) 1H,1H,2H,2H-Perfluorohexane sulfonate	200	0.05	---	---	1	10	0.00100
(Na) 1H,1H,2H,2H-Perfluorooctane sulfonate	200	0.05	---	---	1	10	0.00100
(Na) Perfluoro-1-decanesulfonate	200	0.05	---	---	1	10	0.00101
(NA) Perfluoro-1-heptanesulfonate	200	0.05	---	---	1	10	0.00100
(Na) Perfluoro-1-nonanesulfonate	200	0.05	---	---	1	10	0.00101

Solution Prepared By: Schultz, Stephanie **Date Prepared:** 9/24/2018 **Expiration Date:** 7/16/2019

Solution Volume 40 **mL X** 1 **Vials** **Refrigerator/Freezer No:** LC Laboratory: Refrigerator - R0107

Comment: 80/20 Methanol/Milli-q water

Approved By: Schumitz, Denise **Date:** 9/26/2018 10:24:00 AM

BATTELLE
It can be done

Standard Solution Concentrations

Approved: ☑

Standard Laboratory ID Number: **KB36**

Description: PFAS - DoD ICC

N-ethylperfluoro-octanesulfonamidoacetic acid	200	0.05	---	---	1	10	0.00100
N-methylperfluoro-1-octanesulfonamidoacetic acid	200	0.05	---	---	1	10	0.00100
Perfluoro-1-butanesulfonate	200	0.05	---	---	1	10	0.00101
Perfluoro-1-hexanesulfonate	200	0.05	---	---	1	10	0.00101
Perfluoro-1-octanesulfonamide	200	0.05	---	---	1	10	0.00100
Perfluoro-1-octanesulfonate	200	0.05	---	---	1	10	0.00100
Perfluoro-n-butanoic Acid	200	0.05	---	---	1	10	0.00100
Perfluoro-n-decanoic Acid	200	0.05	---	---	1	10	0.00100
Perfluoro-n-dodecanoic acid	200	0.05	---	---	1	10	0.00100
Perfluoro-n-heptanoic Acid	200	0.05	---	---	1	10	0.00100
Perfluoro-n-hexanoic acid	200	0.05	---	---	1	10	0.00101
Perfluoro-n-octanoic Acid	200	0.05	---	---	1	10	0.00100
Perfluorononanoic Acid	200	0.05	---	---	1	10	0.00100
Perfluoro-n-pentanoic acid	200	0.05	---	---	1	10	0.00100
Perfluoro-n-tetradecanoic acid	200	0.05	---	---	1	10	0.00100
Perfluoro-n-tridecanoic acid	200	0.05	---	---	1	10	0.00100
Perfluoro-n-undecanoic acid	200	0.05	---	---	1	10	0.00100
Sodium perfluoro-1-pentanesulfonate	200	0.05	---	---	1	10	0.00100

Final Concentrations:

Analyte:	Conc (ug/mL):
(Na) 1H,1H,2H,2H-Perfluorodecane sulfonate	.00101
(Na) 1H,1H,2H,2H-Perfluorohexane sulfonate	.00100
(Na) 1H,1H,2H,2H-Perfluorooctane sulfonate	.00100
(Na) Perfluoro-1-decanesulfonate	.00101
(NA) Perfluoro-1-heptanesulfonate	.00100
(Na) Perfluoro-1-nonanesulfonate	.00101
13C2-4:2FTS	.00023
13C2-6:2FTS	.00024
13C2-8:2FTS	.00024
13C2-PFDA	.00025
13C2-PFDoA	.00025
13C2-PFOA	.00025
13C2-PFTeDA	.00025
13C3-PFBA	.00025
13C3-PFBS	.00023
13C3-PFHxS	.00024
13C4-PFBA	.00025
13C4-PFHpA	.00025

Solution Prepared By: Schultz, Stephanie **Date Prepared:** 9/24/2018 **Expiration Date:** 7/16/2019

Solution Volume 40 **mL X** 1 **Vials** **Refrigerator/Freezer No:** LC Laboratory: Refrigerator - R0107

Comment: 80/20 Methanol/Milli-q water

Approved By: Schumitz, Denise **Date:** 9/26/2018 10:24:00 AM

BATTELLE
It can be done

Standard Solution Concentrations

Approved: ☑

Standard Laboratory ID Number: **KB36**

Description: PFAS - DoD ICC

13C4-PFOS	.00024
13C5-PFHxA	.00025
13C5-PFPeA	.00025
13C6-PFDA	.00025
13C7-PFUnA	.00025
13C8-FOSA	.00025
13C8-PFOA	.00025
13C8-PFOS	.00024
13C9-PFNA	.00025
d3-MeFOSAA	.00025
d5-EtFOSAA	.00025
N-ethylperfluoro-octanesulfonamidoacetic acid	.00100
N-methylperfluoro-1-octanesulfonamidoacetic acid	.00100
Perfluoro-1-butanesulfonate	.00101
Perfluoro-1-hexanesulfonate	.00101
Perfluoro-1-octanesulfonamide	.00100
Perfluoro-1-octanesulfonate	.00100
Perfluoro-n-butanoic Acid	.00100
Perfluoro-n-decanoic Acid	.00100
Perfluoro-n-dodecanoic acid	.00100
Perfluoro-n-heptanoic Acid	.00100
Perfluoro-n-hexanoic acid	.00101
Perfluoro-n-octanoic Acid	.00100
Perfluorononanoic Acid	.00100
Perfluoro-n-pentanoic acid	.00100
Perfluoro-n-tetradecanoic acid	.00100
Perfluoro-n-tridecanoic acid	.00100
Perfluoro-n-undecanoic acid	.00100
Sodium perfluoro-1-pentanesulfonate	.00100

Syringes/Pipettes:

Stock ID:	Type:	Battelle ID:
JY25	Pipette	B814659662
JY27	Pipette	B814659662
JZ88	Pipette	B814657482

Solution Prepared By: Schultz, Stephanie **Date Prepared:** 9/24/2018 **Expiration Date:** 7/16/2019

Solution Volume 40 **mL X** 1 **Vials** **Refrigerator/Freezer No:** LC Laboratory: Refrigerator - R0107

Comment: 80/20 Methanol/Milli-q water

Approved By: Schumitz, Denise **Date:** 9/26/2018 10:24:00 AM

BATTELLE
It can be done

Standard Solution Prep Form II

Approved: ☑

Standard Laboratory ID Number: **KB64**

Description: PFAS - DoD Calibration L6

Assigned Lab ID (from receipt log)	Chemical Name:	Source	Stock (ug/mL)	Expir. Date	Purity (%)	Density (g/mL)	Amount Taken	Conv. Fact.	Final Vol. (mL)	Std. Conc. (ug/mL)
KA85	PFAS - DoD High ICAL Stock	Solution	~0	09/13/19	---	---	1000 uL	1	5	~0.0000
JY27	PFAS - DoD High Level Labelled Extracted Internal Standards (SIS)	Solution	~0	07/16/19	---	---	25 uL	1	5	~0.0000
JY25	PFAS - DoD Internal Standard Stock Solution	Solution	~0	07/16/19	---	---	25 uL	1	5	~0.0000

Solution Prepared By: Griffith, Lauren	**Date Prepared:**	9/28/2018	**Expiration Date:** 7/16/2019
Solution Volume 40 **mL X** 1 **Vials**	**Refrigerator/Freezer No:**	LC Laboratory: Refrigerator - R0107	

Balance ID:

Comment: 80/20 Methanol/Milli-q water

Approved By: Schumitz, Denise **Date:** 9/28/2018 2:46:00 PM

BATTELLE
It can be done

Standard Solution Concentrations

Approved: ☑

Standard Laboratory ID Number: KB64

Description: PFAS - DoD Calibration L6

Stock Id: JY25

Chemical Name	Stock Amount uL	Initial Conc. (ug/mL)	Density (g/mL)	Purity	Conv. Factor	Final Vol mL	Concentration (ug/mL)
13C2-PFDA	25	0.05	---	---	1	5	0.00025
13C2-PFOA	25	0.05	---	---	1	5	0.00025
13C3-PFBA	25	0.05	---	---	1	5	0.00025
13C4-PFOS	25	0.05	---	---	1	5	0.00024

Stock Id: JY27

Chemical Name	Stock Amount uL	Initial Conc. (ug/mL)	Density (g/mL)	Purity	Conv. Factor	Final Vol mL	Concentration (ug/mL)
13C2-4:2FTS	25	0.05	---	---	1	5	0.00023
13C2-6:2FTS	25	0.05	---	---	1	5	0.00024
13C2-8:2FTS	25	0.05	---	---	1	5	0.00024
13C2-PFDoA	25	0.05	---	---	1	5	0.00025
13C2-PFTeDA	25	0.05	---	---	1	5	0.00025
13C3-PFBS	25	0.05	---	---	1	5	0.00023
13C3-PFHxS	25	0.05	---	---	1	5	0.00024
13C4-PFBA	25	0.05	---	---	1	5	0.00025
13C4-PFHpA	25	0.05	---	---	1	5	0.00025
13C5-PFHxA	25	0.05	---	---	1	5	0.00025
13C5-PFPeA	25	0.05	---	---	1	5	0.00025
13C6-PFDA	25	0.05	---	---	1	5	0.00025
13C7-PFUnA	25	0.05	---	---	1	5	0.00025
13C8-FOSA	25	0.05	---	---	1	5	0.00025
13C8-PFOA	25	0.05	---	---	1	5	0.00025
13C8-PFOS	25	0.05	---	---	1	5	0.00024
13C9-PFNA	25	0.05	---	---	1	5	0.00025
d3-MeFOSAA	25	0.05	---	---	1	5	0.00025
d5-EtFOSAA	25	0.05	---	---	1	5	0.00025

Stock Id: KA85

Chemical Name	Stock Amount uL	Initial Conc. (ug/mL)	Density (g/mL)	Purity	Conv. Factor	Final Vol mL	Concentration (ug/mL)
(Na) 1H,1H,2H,2H-Perfluorodecane sulfonate	1000	0.05	---	---	1	5	0.01010
(Na) 1H,1H,2H,2H-Perfluorohexane sulfonate	1000	0.05	---	---	1	5	0.01010
(Na) 1H,1H,2H,2H-Perfluorooctane sulfonate	1000	0.05	---	---	1	5	0.01000
(Na) Perfluoro-1-decanesulfonate	1000	0.05	---	---	1	5	0.01010
(NA) Perfluoro-1-heptanesulfonate	1000	0.05	---	---	1	5	0.01000
(Na) Perfluoro-1-nonanesulfonate	1000	0.05	---	---	1	5	0.01010

Solution Prepared By: Griffith, Lauren **Date Prepared:** 9/28/2018 **Expiration Date:** 7/16/2019

Solution Volume 40 **mL X** 1 **Vials** **Refrigerator/Freezer No:** LC Laboratory: Refrigerator - R0107

Comment: 80/20 Methanol/Milli-q water

Approved By: Schumitz, Denise **Date:** 9/28/2018 2:46:00 PM

BATTELLE
It can be done

Standard Solution Concentrations

Approved: ☑

Standard Laboratory ID Number: **KB64**

Description: PFAS - DoD Calibration L6

N-ethylperfluoro-octanesulfonamidoacetic acid	1000	0.05	---	---	1	5	0.01000
N-methylperfluoro-1-octanesulfonamidoacetic acid	1000	0.05	---	---	1	5	0.01000
Perfluoro-1-butanesulfonate	1000	0.05	---	---	1	5	0.01010
Perfluoro-1-hexanesulfonate	1000	0.05	---	---	1	5	0.01010
Perfluoro-1-octanesulfonamide	1000	0.05	---	---	1	5	0.01000
Perfluoro-1-octanesulfonate	1000	0.05	---	---	1	5	0.01000
Perfluoro-n-butanoic Acid	1000	0.05	---	---	1	5	0.01000
Perfluoro-n-decanoic Acid	1000	0.05	---	---	1	5	0.01000
Perfluoro-n-dodecanoic acid	1000	0.05	---	---	1	5	0.01000
Perfluoro-n-heptanoic Acid	1000	0.05	---	---	1	5	0.01000
Perfluoro-n-hexanoic acid	1000	0.05	---	---	1	5	0.01010
Perfluoro-n-octanoic Acid	1000	0.05	---	---	1	5	0.01000
Perfluorononanoic Acid	1000	0.05	---	---	1	5	0.01000
Perfluoro-n-pentanoic acid	1000	0.05	---	---	1	5	0.01010
Perfluoro-n-tetradecanoic acid	1000	0.05	---	---	1	5	0.01000
Perfluoro-n-tridecanoic acid	1000	0.05	---	---	1	5	0.01000
Perfluoro-n-undecanoic acid	1000	0.05	---	---	1	5	0.01000
Sodium perfluoro-1-pentanesulfonate	1000	0.05	---	---	1	5	0.01000

Final Concentrations:

Analyte:	Conc (ug/mL):
(Na) 1H,1H,2H,2H-Perfluorodecane sulfonate	.01010
(Na) 1H,1H,2H,2H-Perfluorohexane sulfonate	.01010
(Na) 1H,1H,2H,2H-Perfluorooctane sulfonate	.01000
(Na) Perfluoro-1-decanesulfonate	.01010
(NA) Perfluoro-1-heptanesulfonate	.01000
(Na) Perfluoro-1-nonanesulfonate	.01010
13C2-4:2FTS	.00023
13C2-6:2FTS	.00024
13C2-8:2FTS	.00024
13C2-PFDA	.00025
13C2-PFDoA	.00025
13C2-PFOA	.00025
13C2-PFTeDA	.00025
13C3-PFBA	.00025
13C3-PFBS	.00023
13C3-PFHxS	.00024
13C4-PFBA	.00025
13C4-PFHpA	.00025

Solution Prepared By: Griffith, Lauren **Date Prepared:** 9/28/2018 **Expiration Date:** 7/16/2019

Solution Volume 40 **mL X** 1 **Vials** **Refrigerator/Freezer No:** LC Laboratory: Refrigerator - R0107

Comment: 80/20 Methanol/Milli-q water

Approved By: Schumitz, Denise **Date:** 9/28/2018 2:46:00 PM

BATTELLE
It can be done

Standard Solution Concentrations

Approved: ☑

Standard Laboratory ID Number: **KB64**

Description: PFAS - DoD Calibration L6

13C4-PFOS	.00024
13C5-PFHxA	.00025
13C5-PFPeA	.00025
13C6-PFDA	.00025
13C7-PFUnA	.00025
13C8-FOSA	.00025
13C8-PFOA	.00025
13C8-PFOS	.00024
13C9-PFNA	.00025
d3-MeFOSAA	.00025
d5-EtFOSAA	.00025
N-ethylperfluoro-octanesulfonamidoacetic acid	.01000
N-methylperfluoro-1-octanesulfonamidoacetic acid	.01000
Perfluoro-1-butanesulfonate	.01010
Perfluoro-1-hexanesulfonate	.01010
Perfluoro-1-octanesulfonamide	.01000
Perfluoro-1-octanesulfonate	.01000
Perfluoro-n-butanoic Acid	.01000
Perfluoro-n-decanoic Acid	.01000
Perfluoro-n-dodecanoic acid	.01000
Perfluoro-n-heptanoic Acid	.01000
Perfluoro-n-hexanoic acid	.01010
Perfluoro-n-octanoic Acid	.01000
Perfluorononanoic Acid	.01000
Perfluoro-n-pentanoic acid	.01010
Perfluoro-n-tetradecanoic acid	.01000
Perfluoro-n-tridecanoic acid	.01000
Perfluoro-n-undecanoic acid	.01000
Sodium perfluoro-1-pentanesulfonate	.01000

Syringes/Pipettes:

Stock ID:	Type:	Battelle ID:
JY25	Pipette	B814659662
JY27	Pipette	B814659662
KA85	Pipette	B820865811

Solution Prepared By: Griffith, Lauren **Date Prepared:** 9/28/2018 **Expiration Date:** 7/16/2019

Solution Volume 40 **mL X** 1 **Vials** **Refrigerator/Freezer No:** LC Laboratory: Refrigerator - R0107

Comment: 80/20 Methanol/Milli-q water

Approved By: Schumitz, Denise **Date:** 9/28/2018 2:46:00 PM

BATTELLE
It can be done

Standard Solution Prep Form II

Approved: ☑

Standard Laboratory ID Number: **KB65**

Description: PFAS - DoD Calibration L7

Assigned Lab ID (from receipt log)	Chemical Name:	Source	Stock (ug/mL)	Expir. Date	Purity (%)	Density (g/mL)	Amount Taken	Conv. Fact.	Final Vol. (mL)	Std. Conc. (ug/mL)
KA85	PFAS - DoD High ICAL Stock	Solution	~0	09/13/19	---	---	2000 uL	1	5	~0.0000
JY27	PFAS - DoD High Level Labelled Extracted Internal Standards (SIS)	Solution	~0	07/16/19	---	---	25 uL	1	5	~0.0000
JY25	PFAS - DoD Internal Standard Stock Solution	Solution	~0	07/16/19	---	---	25 uL	1	5	~0.0000

Solution Prepared By: Griffith, Lauren	**Date Prepared:**	9/28/2018	**Expiration Date:** 7/16/2019
Solution Volume 40 **mL X** 1 **Vials**	**Refrigerator/Freezer No:**	LC Laboratory: Refrigerator - R0107	

Balance ID:

Comment: 80/20 Methanol/Milli-q water

Approved By: Schumitz, Denise **Date:** 9/28/2018 2:46:00 PM

BATTELLE
It can be done

Standard Solution Concentrations

Approved: ☑

Standard Laboratory ID Number: KB65

Description: PFAS - DoD Calibration L7

Stock Id: JY25

Chemical Name	Stock Amount uL	Initial Conc. (ug/mL)	Density (g/mL)	Purity	Conv. Factor	Final Vol mL	Concentration (ug/mL)
13C2-PFDA	25	0.05	---	---	1	5	0.00025
13C2-PFOA	25	0.05	---	---	1	5	0.00025
13C3-PFBA	25	0.05	---	---	1	5	0.00025
13C4-PFOS	25	0.05	---	---	1	5	0.00024

Stock Id: JY27

Chemical Name	Stock Amount uL	Initial Conc. (ug/mL)	Density (g/mL)	Purity	Conv. Factor	Final Vol mL	Concentration (ug/mL)
13C2-4:2FTS	25	0.05	---	---	1	5	0.00023
13C2-6:2FTS	25	0.05	---	---	1	5	0.00024
13C2-8:2FTS	25	0.05	---	---	1	5	0.00024
13C2-PFDoA	25	0.05	---	---	1	5	0.00025
13C2-PFTeDA	25	0.05	---	---	1	5	0.00025
13C3-PFBS	25	0.05	---	---	1	5	0.00023
13C3-PFHxS	25	0.05	---	---	1	5	0.00024
13C4-PFBA	25	0.05	---	---	1	5	0.00025
13C4-PFHpA	25	0.05	---	---	1	5	0.00025
13C5-PFHxA	25	0.05	---	---	1	5	0.00025
13C5-PFPeA	25	0.05	---	---	1	5	0.00025
13C6-PFDA	25	0.05	---	---	1	5	0.00025
13C7-PFUnA	25	0.05	---	---	1	5	0.00025
13C8-FOSA	25	0.05	---	---	1	5	0.00025
13C8-PFOA	25	0.05	---	---	1	5	0.00025
13C8-PFOS	25	0.05	---	---	1	5	0.00024
13C9-PFNA	25	0.05	---	---	1	5	0.00025
d3-MeFOSAA	25	0.05	---	---	1	5	0.00025
d5-EtFOSAA	25	0.05	---	---	1	5	0.00025

Stock Id: KA85

Chemical Name	Stock Amount uL	Initial Conc. (ug/mL)	Density (g/mL)	Purity	Conv. Factor	Final Vol mL	Concentration (ug/mL)
(Na) 1H,1H,2H,2H-Perfluorodecane sulfonate	2000	0.05	---	---	1	5	0.02020
(Na) 1H,1H,2H,2H-Perfluorohexane sulfonate	2000	0.05	---	---	1	5	0.02020
(Na) 1H,1H,2H,2H-Perfluorooctane sulfonate	2000	0.05	---	---	1	5	0.02000
(Na) Perfluoro-1-decanesulfonate	2000	0.05	---	---	1	5	0.02020
(NA) Perfluoro-1-heptanesulfonate	2000	0.05	---	---	1	5	0.02000
(Na) Perfluoro-1-nonanesulfonate	2000	0.05	---	---	1	5	0.02020

Solution Prepared By: Griffith, Lauren **Date Prepared:** 9/28/2018 **Expiration Date:** 7/16/2019

Solution Volume 40 **mL X** 1 **Vials** **Refrigerator/Freezer No:** LC Laboratory: Refrigerator - R0107

Comment: 80/20 Methanol/Milli-q water

Approved By: Schumitz, Denise **Date:** 9/28/2018 2:46:00 PM

BATTELLE
It can be done

Standard Solution Concentrations

Approved: ☑

Standard Laboratory ID Number: **KB65**

Description: PFAS - DoD Calibration L7

N-ethylperfluoro-octanesulfonamidoacetic acid	2000	0.05	---	---	1	5	0.02000
N-methylperfluoro-1-octanesulfonamidoacetic acid	2000	0.05	---	---	1	5	0.02000
Perfluoro-1-butanesulfonate	2000	0.05	---	---	1	5	0.02020
Perfluoro-1-hexanesulfonate	2000	0.05	---	---	1	5	0.02020
Perfluoro-1-octanesulfonamide	2000	0.05	---	---	1	5	0.02000
Perfluoro-1-octanesulfonate	2000	0.05	---	---	1	5	0.02000
Perfluoro-n-butanoic Acid	2000	0.05	---	---	1	5	0.02000
Perfluoro-n-decanoic Acid	2000	0.05	---	---	1	5	0.02000
Perfluoro-n-dodecanoic acid	2000	0.05	---	---	1	5	0.02000
Perfluoro-n-heptanoic Acid	2000	0.05	---	---	1	5	0.02000
Perfluoro-n-hexanoic acid	2000	0.05	---	---	1	5	0.02020
Perfluoro-n-octanoic Acid	2000	0.05	---	---	1	5	0.02000
Perfluorononanoic Acid	2000	0.05	---	---	1	5	0.02000
Perfluoro-n-pentanoic acid	2000	0.05	---	---	1	5	0.02020
Perfluoro-n-tetradecanoic acid	2000	0.05	---	---	1	5	0.02000
Perfluoro-n-tridecanoic acid	2000	0.05	---	---	1	5	0.02000
Perfluoro-n-undecanoic acid	2000	0.05	---	---	1	5	0.02000
Sodium perfluoro-1-pentanesulfonate	2000	0.05	---	---	1	5	0.02000

Final Concentrations:

Analyte:	Conc (ug/mL):
(Na) 1H,1H,2H,2H-Perfluorodecane sulfonate	.02020
(Na) 1H,1H,2H,2H-Perfluorohexane sulfonate	.02020
(Na) 1H,1H,2H,2H-Perfluorooctane sulfonate	.02000
(Na) Perfluoro-1-decanesulfonate	.02020
(NA) Perfluoro-1-heptanesulfonate	.02000
(Na) Perfluoro-1-nonanesulfonate	.02020
13C2-4:2FTS	.00023
13C2-6:2FTS	.00024
13C2-8:2FTS	.00024
13C2-PFDA	.00025
13C2-PFDoA	.00025
13C2-PFOA	.00025
13C2-PFTeDA	.00025
13C3-PFBA	.00025
13C3-PFBS	.00023
13C3-PFHxS	.00024
13C4-PFBA	.00025
13C4-PFHpA	.00025

Solution Prepared By: Griffith, Lauren **Date Prepared:** 9/28/2018 **Expiration Date:** 7/16/2019

Solution Volume 40 **mL X** 1 **Vials** **Refrigerator/Freezer No:** LC Laboratory: Refrigerator - R0107

Comment: 80/20 Methanol/Milli-q water

Approved By: Schumitz, Denise **Date:** 9/28/2018 2:46:00 PM

BATTELLE
It can be done

Standard Solution Concentrations

Approved: ☑

Standard Laboratory ID Number: **KB65**

Description: PFAS - DoD Calibration L7

13C4-PFOS	.00024
13C5-PFHxA	.00025
13C5-PFPeA	.00025
13C6-PFDA	.00025
13C7-PFUnA	.00025
13C8-FOSA	.00025
13C8-PFOA	.00025
13C8-PFOS	.00024
13C9-PFNA	.00025
d3-MeFOSAA	.00025
d5-EtFOSAA	.00025
N-ethylperfluoro-octanesulfonamidoacetic acid	.02000
N-methylperfluoro-1-octanesulfonamidoacetic acid	.02000
Perfluoro-1-butanesulfonate	.02020
Perfluoro-1-hexanesulfonate	.02020
Perfluoro-1-octanesulfonamide	.02000
Perfluoro-1-octanesulfonate	.02000
Perfluoro-n-butanoic Acid	.02000
Perfluoro-n-decanoic Acid	.02000
Perfluoro-n-dodecanoic acid	.02000
Perfluoro-n-heptanoic Acid	.02000
Perfluoro-n-hexanoic acid	.02020
Perfluoro-n-octanoic Acid	.02000
Perfluorononanoic Acid	.02000
Perfluoro-n-pentanoic acid	.02020
Perfluoro-n-tetradecanoic acid	.02000
Perfluoro-n-tridecanoic acid	.02000
Perfluoro-n-undecanoic acid	.02000
Sodium perfluoro-1-pentanesulfonate	.02000

Syringes/Pipettes:

Stock ID:	Type:	Battelle ID:
JY25	Pipette	B814659662
JY27	Pipette	B814659662
KA85	Pipette	B814658143

Solution Prepared By: Griffith, Lauren **Date Prepared:** 9/28/2018 **Expiration Date:** 7/16/2019

Solution Volume 40 **mL X** 1 **Vials** **Refrigerator/Freezer No:** LC Laboratory: Refrigerator - R0107

Comment: 80/20 Methanol/Milli-q water

Approved By: Schumitz, Denise **Date:** 9/28/2018 2:46:00 PM

BATTELLE
It can be done

Standard Solution Prep Form II

Approved: ☑

Standard Laboratory ID Number: **KB69**

Description: PFAS - DoD Calibration L5

Assigned Lab ID (from receipt log)	Chemical Name:	Source	Stock (ug/mL)	Expir. Date	Purity (%)	Density (g/mL)	Amount Taken	Conv. Fact.	Final Vol. (mL)	Std. Conc. (ug/mL)
KA85	PFAS - DoD High ICAL Stock	Solution	~0	09/13/19	---	---	500 uL	1	10	~0.0000
JY27	PFAS - DoD High Level Labelled Extracted Internal Standards (SIS)	Solution	~0	07/16/19	---	---	50 uL	1	10	~0.0000
JY25	PFAS - DoD Internal Standard Stock Solution	Solution	~0	07/16/19	---	---	50 uL	1	10	~0.0000

Solution Prepared By	Schultz, Stephanie	**Date Prepared:**	10/1/2018	**Expiration Date**	7/16/2019
Solution Volume	40 **mL X** 1 **Vials**	**Refrigerator/Freezer No:**	LC Laboratory: Refrigerator - R0107		

Balance ID: _____

Comment: 80/20 methanol/milli-q water (old surrogate)

Approved By: Schumitz, Denise **Date:** 10/3/2018 8:55:00 AM

BATTELLE
It can be done

Standard Solution Concentrations

Approved: ☑

Standard Laboratory ID Number: KB69

Description: PFAS - DoD Calibration L5

Stock Id: JY25

Chemical Name	Stock Amount uL	Initial Conc. (ug/mL)	Density (g/mL)	Purity	Conv. Factor	Final Vol mL	Concentration (ug/mL)
13C2-PFDA	50	0.05	---	---	1	10	0.00025
13C2-PFOA	50	0.05	---	---	1	10	0.00025
13C3-PFBA	50	0.05	---	---	1	10	0.00025
13C4-PFOS	50	0.05	---	---	1	10	0.00024

Stock Id: JY27

Chemical Name	Stock Amount uL	Initial Conc. (ug/mL)	Density (g/mL)	Purity	Conv. Factor	Final Vol mL	Concentration (ug/mL)
13C2-4:2FTS	50	0.05	---	---	1	10	0.00023
13C2-6:2FTS	50	0.05	---	---	1	10	0.00024
13C2-8:2FTS	50	0.05	---	---	1	10	0.00024
13C2-PFDoA	50	0.05	---	---	1	10	0.00025
13C2-PFTeDA	50	0.05	---	---	1	10	0.00025
13C3-PFBS	50	0.05	---	---	1	10	0.00023
13C3-PFHxS	50	0.05	---	---	1	10	0.00024
13C4-PFBA	50	0.05	---	---	1	10	0.00025
13C4-PFHpA	50	0.05	---	---	1	10	0.00025
13C5-PFHxA	50	0.05	---	---	1	10	0.00025
13C5-PFPeA	50	0.05	---	---	1	10	0.00025
13C6-PFDA	50	0.05	---	---	1	10	0.00025
13C7-PFUnA	50	0.05	---	---	1	10	0.00025
13C8-FOSA	50	0.05	---	---	1	10	0.00025
13C8-PFOA	50	0.05	---	---	1	10	0.00025
13C8-PFOS	50	0.05	---	---	1	10	0.00024
13C9-PFNA	50	0.05	---	---	1	10	0.00025
d3-MeFOSAA	50	0.05	---	---	1	10	0.00025
d5-EtFOSAA	50	0.05	---	---	1	10	0.00025

Stock Id: KA85

Chemical Name	Stock Amount uL	Initial Conc. (ug/mL)	Density (g/mL)	Purity	Conv. Factor	Final Vol mL	Concentration (ug/mL)
(Na) 1H,1H,2H,2H-Perfluorodecane sulfonate	500	0.05	---	---	1	10	0.00253
(Na) 1H,1H,2H,2H-Perfluorohexane sulfonate	500	0.05	---	---	1	10	0.00253
(Na) 1H,1H,2H,2H-Perfluorooctane sulfonate	500	0.05	---	---	1	10	0.00250
(Na) Perfluoro-1-decanesulfonate	500	0.05	---	---	1	10	0.00253
(NA) Perfluoro-1-heptanesulfonate	500	0.05	---	---	1	10	0.00250
(Na) Perfluoro-1-nonanesulfonate	500	0.05	---	---	1	10	0.00253

Solution Prepared By: Schultz, Stephanie **Date Prepared:** 10/1/2018 **Expiration Date:** 7/16/2019

Solution Volume 40 **mL X** 1 **Vials** **Refrigerator/Freezer No:** LC Laboratory: Refrigerator - R0107

Comment: 80/20 methanol/milli-q water (old surrogate)

Approved By: Schumitz, Denise **Date:** 10/3/2018 8:55:00 AM

BATTELLE
It can be done

Standard Solution Concentrations

Approved: ☑

Standard Laboratory ID Number: **KB69**

Description: PFAS - DoD Calibration L5

N-ethylperfluoro-octanesulfonamidoacetic acid	500	0.05	---	---	1	10	0.00250
N-methylperfluoro-1-octanesulfonamidoacetic acid	500	0.05	---	---	1	10	0.00250
Perfluoro-1-butanesulfonate	500	0.05	---	---	1	10	0.00253
Perfluoro-1-hexanesulfonate	500	0.05	---	---	1	10	0.00253
Perfluoro-1-octanesulfonamide	500	0.05	---	---	1	10	0.00250
Perfluoro-1-octanesulfonate	500	0.05	---	---	1	10	0.00250
Perfluoro-n-butanoic Acid	500	0.05	---	---	1	10	0.00250
Perfluoro-n-decanoic Acid	500	0.05	---	---	1	10	0.00250
Perfluoro-n-dodecanoic acid	500	0.05	---	---	1	10	0.00250
Perfluoro-n-heptanoic Acid	500	0.05	---	---	1	10	0.00250
Perfluoro-n-hexanoic acid	500	0.05	---	---	1	10	0.00253
Perfluoro-n-octanoic Acid	500	0.05	---	---	1	10	0.00250
Perfluorononanoic Acid	500	0.05	---	---	1	10	0.00250
Perfluoro-n-pentanoic acid	500	0.05	---	---	1	10	0.00253
Perfluoro-n-tetradecanoic acid	500	0.05	---	---	1	10	0.00250
Perfluoro-n-tridecanoic acid	500	0.05	---	---	1	10	0.00250
Perfluoro-n-undecanoic acid	500	0.05	---	---	1	10	0.00250
Sodium perfluoro-1-pentanesulfonate	500	0.05	---	---	1	10	0.00250

Final Concentrations:

Analyte:	Conc (ug/mL):
(Na) 1H,1H,2H,2H-Perfluorodecane sulfonate	.00253
(Na) 1H,1H,2H,2H-Perfluorohexane sulfonate	.00253
(Na) 1H,1H,2H,2H-Perfluorooctane sulfonate	.00250
(Na) Perfluoro-1-decanesulfonate	.00253
(NA) Perfluoro-1-heptanesulfonate	.00250
(Na) Perfluoro-1-nonanesulfonate	.00253
13C2-4:2FTS	.00023
13C2-6:2FTS	.00024
13C2-8:2FTS	.00024
13C2-PFDA	.00025
13C2-PFDoA	.00025
13C2-PFOA	.00025
13C2-PFTeDA	.00025
13C3-PFBA	.00025
13C3-PFBS	.00023
13C3-PFHxS	.00024
13C4-PFBA	.00025
13C4-PFHpA	.00025

Solution Prepared By: Schultz, Stephanie **Date Prepared:** 10/1/2018 **Expiration Date:** 7/16/2019

Solution Volume 40 **mL X** 1 **Vials** **Refrigerator/Freezer No:** LC Laboratory: Refrigerator - R0107

Comment: 80/20 methanol/milli-q water (old surrogate)

Approved By: Schumitz, Denise **Date:** 10/3/2018 8:55:00 AM

BATTELLE
It can be done

Standard Solution Concentrations

Approved: ☑

Standard Laboratory ID Number: **KB69**

Description: PFAS - DoD Calibration L5

13C4-PFOS	.00024
13C5-PFHxA	.00025
13C5-PFPeA	.00025
13C6-PFDA	.00025
13C7-PFUnA	.00025
13C8-FOSA	.00025
13C8-PFOA	.00025
13C8-PFOS	.00024
13C9-PFNA	.00025
d3-MeFOSAA	.00025
d5-EtFOSAA	.00025
N-ethylperfluoro-octanesulfonamidoacetic acid	.00250
N-methylperfluoro-1-octanesulfonamidoacetic acid	.00250
Perfluoro-1-butanesulfonate	.00253
Perfluoro-1-hexanesulfonate	.00253
Perfluoro-1-octanesulfonamide	.00250
Perfluoro-1-octanesulfonate	.00250
Perfluoro-n-butanoic Acid	.00250
Perfluoro-n-decanoic Acid	.00250
Perfluoro-n-dodecanoic acid	.00250
Perfluoro-n-heptanoic Acid	.00250
Perfluoro-n-hexanoic acid	.00253
Perfluoro-n-octanoic Acid	.00250
Perfluorononanoic Acid	.00250
Perfluoro-n-pentanoic acid	.00253
Perfluoro-n-tetradecanoic acid	.00250
Perfluoro-n-tridecanoic acid	.00250
Perfluoro-n-undecanoic acid	.00250
Sodium perfluoro-1-pentanesulfonate	.00250

Syringes/Pipettes:

Stock ID:	Type:	Battelle ID:
JY25	Pipette	B814659662
JY27	Pipette	B814659662
KA85	Pipette	B820865811

Solution Prepared By: Schultz, Stephanie **Date Prepared:** 10/1/2018 **Expiration Date:** 7/16/2019

Solution Volume 40 **mL X** 1 **Vials** **Refrigerator/Freezer No:** LC Laboratory: Refrigerator - R0107

Comment: 80/20 methanol/milli-q water (old surrogate)

Approved By: Schumitz, Denise **Date:** 10/3/2018 8:55:00 AM

BATTELLE
It can be done

Standard Solution Prep Form II

Approved: ☑

Standard Laboratory ID Number: **KB85**

Description: PFAS - DoD Calibration L4

Assigned Lab ID (from receipt log)	Chemical Name:	Source	Stock (ug/mL)	Expir. Date	Purity (%)	Density (g/mL)	Amount Taken	Conv. Fact.	Final Vol. (mL)	Std. Conc. (ug/mL)
KA85	PFAS - DoD High ICAL Stock	Solution	~0	09/13/19	---	---	200 uL	1	10	~0.0000
JY27	PFAS - DoD High Level Labelled Extracted Internal Standards (SIS)	Solution	~0	07/16/19	---	---	50 uL	1	10	~0.0000
JY25	PFAS - DoD Internal Standard Stock Solution	Solution	~0	07/16/19	---	---	50 uL	1	10	~0.0000

Solution Prepared By Schultz, Stephanie	**Date Prepared:** 10/2/2018	**Expiration Date**	7/16/2019
Solution Volume 40 **mL X** 1 **Vials**	**Refrigerator/Freezer No:** LC Laboratory: Refrigerator - R0107		

Balance ID: _____

Comment: 80/20 Methanol/milli-q water

Approved By: Schumitz, Denise **Date:** 10/3/2018 8:53:00 AM

BATTELLE
It can be done

Standard Solution Concentrations

Approved: ☑

Standard Laboratory ID Number: KB85

Description: PFAS - DoD Calibration L4

Stock Id: JY25

Chemical Name	Stock Amount uL	Initial Conc. (ug/mL)	Density (g/mL)	Purity	Conv. Factor	Final Vol mL	Concentration (ug/mL)
13C2-PFDA	50	0.05	---	---	1	10	0.00025
13C2-PFOA	50	0.05	---	---	1	10	0.00025
13C3-PFBA	50	0.05	---	---	1	10	0.00025
13C4-PFOS	50	0.05	---	---	1	10	0.00024

Stock Id: JY27

Chemical Name	Stock Amount uL	Initial Conc. (ug/mL)	Density (g/mL)	Purity	Conv. Factor	Final Vol mL	Concentration (ug/mL)
13C2-4:2FTS	50	0.05	---	---	1	10	0.00023
13C2-6:2FTS	50	0.05	---	---	1	10	0.00024
13C2-8:2FTS	50	0.05	---	---	1	10	0.00024
13C2-PFDoA	50	0.05	---	---	1	10	0.00025
13C2-PFTeDA	50	0.05	---	---	1	10	0.00025
13C3-PFBS	50	0.05	---	---	1	10	0.00023
13C3-PFHxS	50	0.05	---	---	1	10	0.00024
13C4-PFBA	50	0.05	---	---	1	10	0.00025
13C4-PFHpA	50	0.05	---	---	1	10	0.00025
13C5-PFHxA	50	0.05	---	---	1	10	0.00025
13C5-PFPeA	50	0.05	---	---	1	10	0.00025
13C6-PFDA	50	0.05	---	---	1	10	0.00025
13C7-PFUnA	50	0.05	---	---	1	10	0.00025
13C8-FOSA	50	0.05	---	---	1	10	0.00025
13C8-PFOA	50	0.05	---	---	1	10	0.00025
13C8-PFOS	50	0.05	---	---	1	10	0.00024
13C9-PFNA	50	0.05	---	---	1	10	0.00025
d3-MeFOSAA	50	0.05	---	---	1	10	0.00025
d5-EtFOSAA	50	0.05	---	---	1	10	0.00025

Stock Id: KA85

Chemical Name	Stock Amount uL	Initial Conc. (ug/mL)	Density (g/mL)	Purity	Conv. Factor	Final Vol mL	Concentration (ug/mL)
(Na) 1H,1H,2H,2H-Perfluorodecane sulfonate	200	0.05	---	---	1	10	0.00101
(Na) 1H,1H,2H,2H-Perfluorohexane sulfonate	200	0.05	---	---	1	10	0.00101
(Na) 1H,1H,2H,2H-Perfluorooctane sulfonate	200	0.05	---	---	1	10	0.00100
(Na) Perfluoro-1-decanesulfonate	200	0.05	---	---	1	10	0.00101
(NA) Perfluoro-1-heptanesulfonate	200	0.05	---	---	1	10	0.00100
(Na) Perfluoro-1-nonanesulfonate	200	0.05	---	---	1	10	0.00101

Solution Prepared By: Schultz, Stephanie **Date Prepared:** 10/2/2018 **Expiration Date:** 7/16/2019

Solution Volume 40 **mL X** 1 **Vials** **Refrigerator/Freezer No:** LC Laboratory: Refrigerator - R0107

Comment: 80/20 Methanol/milli-q water

Approved By: Schumitz, Denise **Date:** 10/3/2018 8:53:00 AM

BATTELLE
It can be done

Standard Solution Concentrations

Approved: ☑

Standard Laboratory ID Number: **KB85**

Description: PFAS - DoD Calibration L4

N-ethylperfluoro-octanesulfonamidoacetic acid	200	0.05	---	---	1	10	0.00100
N-methylperfluoro-1-octanesulfonamidoacetic acid	200	0.05	---	---	1	10	0.00100
Perfluoro-1-butanesulfonate	200	0.05	---	---	1	10	0.00101
Perfluoro-1-hexanesulfonate	200	0.05	---	---	1	10	0.00101
Perfluoro-1-octanesulfonamide	200	0.05	---	---	1	10	0.00100
Perfluoro-1-octanesulfonate	200	0.05	---	---	1	10	0.00100
Perfluoro-n-butanoic Acid	200	0.05	---	---	1	10	0.00100
Perfluoro-n-decanoic Acid	200	0.05	---	---	1	10	0.00100
Perfluoro-n-dodecanoic acid	200	0.05	---	---	1	10	0.00100
Perfluoro-n-heptanoic Acid	200	0.05	---	---	1	10	0.00100
Perfluoro-n-hexanoic acid	200	0.05	---	---	1	10	0.00101
Perfluoro-n-octanoic Acid	200	0.05	---	---	1	10	0.00100
Perfluorononanoic Acid	200	0.05	---	---	1	10	0.00100
Perfluoro-n-pentanoic acid	200	0.05	---	---	1	10	0.00101
Perfluoro-n-tetradecanoic acid	200	0.05	---	---	1	10	0.00100
Perfluoro-n-tridecanoic acid	200	0.05	---	---	1	10	0.00100
Perfluoro-n-undecanoic acid	200	0.05	---	---	1	10	0.00100
Sodium perfluoro-1-pentanesulfonate	200	0.05	---	---	1	10	0.00100

Final Concentrations:

Analyte:	Conc (ug/mL):
(Na) 1H,1H,2H,2H-Perfluorodecane sulfonate	.00101
(Na) 1H,1H,2H,2H-Perfluorohexane sulfonate	.00101
(Na) 1H,1H,2H,2H-Perfluorooctane sulfonate	.00100
(Na) Perfluoro-1-decanesulfonate	.00101
(NA) Perfluoro-1-heptanesulfonate	.00100
(Na) Perfluoro-1-nonanesulfonate	.00101
13C2-4:2FTS	.00023
13C2-6:2FTS	.00024
13C2-8:2FTS	.00024
13C2-PFDA	.00025
13C2-PFDoA	.00025
13C2-PFOA	.00025
13C2-PFTeDA	.00025
13C3-PFBA	.00025
13C3-PFBS	.00023
13C3-PFHxS	.00024
13C4-PFBA	.00025
13C4-PFHpA	.00025

Solution Prepared By: Schultz, Stephanie **Date Prepared:** 10/2/2018 **Expiration Date:** 7/16/2019

Solution Volume 40 **mL X** 1 **Vials** **Refrigerator/Freezer No:** LC Laboratory: Refrigerator - R0107

Comment: 80/20 Methanol/milli-q water

Approved By: Schumitz, Denise **Date:** 10/3/2018 8:53:00 AM

BATTELLE
It can be done

Standard Solution Concentrations

Approved: ☑

Standard Laboratory ID Number: KB85

Description: PFAS - DoD Calibration L4

13C4-PFOS	.00024
13C5-PFHxA	.00025
13C5-PFPeA	.00025
13C6-PFDA	.00025
13C7-PFUnA	.00025
13C8-FOSA	.00025
13C8-PFOA	.00025
13C8-PFOS	.00024
13C9-PFNA	.00025
d3-MeFOSAA	.00025
d5-EtFOSAA	.00025
N-ethylperfluoro-octanesulfonamidoacetic acid	.00100
N-methylperfluoro-1-octanesulfonamidoacetic acid	.00100
Perfluoro-1-butanesulfonate	.00101
Perfluoro-1-hexanesulfonate	.00101
Perfluoro-1-octanesulfonamide	.00100
Perfluoro-1-octanesulfonate	.00100
Perfluoro-n-butanoic Acid	.00100
Perfluoro-n-decanoic Acid	.00100
Perfluoro-n-dodecanoic acid	.00100
Perfluoro-n-heptanoic Acid	.00100
Perfluoro-n-hexanoic acid	.00101
Perfluoro-n-octanoic Acid	.00100
Perfluorononanoic Acid	.00100
Perfluoro-n-pentanoic acid	.00101
Perfluoro-n-tetradecanoic acid	.00100
Perfluoro-n-tridecanoic acid	.00100
Perfluoro-n-undecanoic acid	.00100
Sodium perfluoro-1-pentanesulfonate	.00100

Syringes/Pipettes:

Stock ID:	Type:	Battelle ID:
JY25	Pipette	B814659662
JY27	Pipette	B814659662
KA85	Pipette	B814657482

Solution Prepared By: Schultz, Stephanie **Date Prepared:** 10/2/2018 **Expiration Date:** 7/16/2019

Solution Volume 40 **mL X** 1 **Vials** **Refrigerator/Freezer No:** LC Laboratory: Refrigerator - R0107

Comment: 80/20 Methanol/milli-q water

Approved By: Schumitz, Denise **Date:** 10/3/2018 8:53:00 AM

BATTELLE
It can be done

BDO Id: 170724-01

Reagent Receipt Report

Approved: ☐ **Authorized** ☐

Name: PFOA- 2nd Source
Vendor: ABSOLUTE STANDARDS
Catalogue No: 99207
Type: Solution
Lot No: 032217
Quantity: 5 ea mL **% Moisture:**
Description: PFOA - 2nd Source

Received: 7/24/2017
Custodian: Schumitz, Matt
Expires: 3/22/2022
Consumed:
Stored In: LC Laboratory - F0111

Analyte:	CAS No:	Concentration (ug/mL):	Purity:	Density:	Density Units:	Cert	Cert Val:	Lower Limit:	Upper Limit:
(Na) 1H,1H,2H,2H-Perfluorodecane	39108-34-4	1.0100	100.00	--	--	☐			
(Na) 1H,1H,2H,2H-Perfluorohexane s	414911-30-1	1.0000	100.00	--	--	☐			
(Na) 1H,1H,2H,2H-Perfluorooctane s	27619-97-2	1.0000	100.00	--	--	☐			
(Na) Perfluoro-1-decanesulfonate	2806-15-7	1.0100	100.00	--	--	☐			
(NA) Perfluoro-1-heptanesulfonate	375-92-8	1.0000	100.00	--	--	☐			
(Na) Perfluoro-1-nonanesulfonate	98789-57-2	1.0100	100.00	--	--	☐			
N-ethylperfluoro-octanesulfonamidoa	2991-50-6	1.0000	100.00	--	--	☐			
N-methylperfluoro-1-octanesulfonami	2355-31-9	1.0000	100.00	--	--	☐			
Perfluoro-1-butanesulfonate	375-73-5	1.0100	100.00	--	--	☐			
Perfluoro-1-hexanesulfonate	355-46-4	1.0100	100.00	--	--	☐			
Perfluoro-1-octanesulfonamide	754-91-6	1.0000	100.00	--	--	☐			
Perfluoro-1-octanesulfonate	1763-23-1	1.0000	100.00	--	--	☐			
Perfluoro-n-butanoic Acid	375-22-4	1.0000	100.00	--	--	☐			
Perfluoro-n-decanoic Acid	335-76-2	1.0000	100.00	--	--	☐			
Perfluoro-n-dodecanoic acid	307-55-1	1.0000	100.00	--	--	☐			
Perfluoro-n-heptanoic Acid	375-85-9	1.0000	100.00	--	--	☐			
Perfluoro-n-hexanoic acid	307-24-4	1.0100	100.00	--	--	☐			
Perfluoro-n-octanoic Acid	335-67-1	1.0000	100.00	--	--	☐			
Perfluorononanoic Acid	375-95-1	1.0000	100.00	--	--	☐			
Perfluoro-n-pentanoic acid	2706-90-3	1.0000	100.00	--	--	☐			
Perfluoro-n-tetradecanoic acid	376-06-7	1.0000	100.00	--	--	☐			
Perfluoro-n-tridecanoic acid	72629-94-8	1.0000	100.00	--	--	☐			
Perfluoro-n-undecanoic acid	2058-94-8	1.0000	100.00	--	--	☐			
Sodium perfluoro-1-pentanesulfonate	2706-91-4	1.0000	100.00	--	--	☐			

Total Analytes: 24

Notes:

Approved by: _____ **Approved on:** _____

Authorized by: _____ **Authorized on:** _____

Absolute Standards, Inc.
800-368-1131
www.absolutestandards.com

Certified Reference Material CRM

ISO 9001 QS Registered
ISO 17025-34-35-43 Accredited
Scopes: http://AbsoluteStandards.com

CERTIFIED WEIGHT REPORT

17024-01

Part Number: 99207
Lot Number: 032217
Description: PFOA - DOD
24 components
Expiration Date: 032222
Recommended Storage: Freezer (0 °C)
Nominal Concentration (µg/mL): 1.0
NIST Test ID#: 822-275872-11

Solvent(s):	Lot#	
Methanol (1 mM KOH)	031317	(98%)
2-Propanol	23214	(2%)

5E-05 Balance Uncertainty
0.007 Flask Uncertainty

Volume(s) shown below were combined and diluted to (mL): 50.0

Formulated By: Paul Barron 032217 DATE

Reviewed By: Pedro L. Rentas 032217 DATE

Note: All assigned values are anion concentrations.

	Compound	Part Number	Lot Number	Dilution Factor	Initial Vol. (mL)	Uncertainty Pipette (mL)	Initial Conc.(µg/mL)	Final Conc.(µg/mL)	Expanded Uncertainty (+/-) (µg/mL)	SDS Information (Solvent Safety Info. On Attached pg.) CAS#	OSHA PEL (TWA)	LD50
1.	Perfluoro-n-butanoic acid	3670	PFBA0516	0.02	1.00	0.004	50.0	1.00	0.01	375-22-4	N/A	N/A
2.	Perfluoro-n-pentanoic acid	3669	PFPeA0516	0.02	1.00	0.004	50.0	1.00	0.01	2706-90-3	N/A	N/A
3.	Perfluorohexanoic acid	99199	030617	0.02	1.00	0.004	50.3	1.01	0.01	307-24-4	N/A	N/A
4.	Perfluoroheptanoic acid	99197	030517	0.02	1.00	0.004	50.1	1.00	0.01	375-85-9	N/A	N/A
5.	Perfluorooctanoic acid	99202	030617	0.02	1.00	0.004	50.2	1.00	0.01	335-67-1	N/A	ipr-rat 189mg/kg
6.	Perfluorononanoic acid	99200	030617	0.02	1.00	0.004	50.1	1.00	0.01	375-95-1	N/A	N/A
7.	Perfluorodecanoic acid	99195	030617	0.02	1.00	0.004	50.1	1.00	0.01	335-76-2	N/A	orl-rat 57mg/kg
8.	Perfluoroundecanoic acid	99205	030617	0.02	1.00	0.004	50.1	1.00	0.01	2058-94-8	N/A	N/A
9.	Tricosafluorododecanoic acid	99196	030617	0.02	1.00	0.004	50.1	1.00	0.01	307-55-1	N/A	N/A
10.	Perfluorotridecanoic acid	99204	030617	0.02	1.00	0.004	50.1	1.00	0.01	72629-94-8	N/A	N/A
11.	Perfluorotetradecanoic acid	99203	030617	0.02	1.00	0.004	50.1	1.00	0.01	376-06-7	N/A	N/A
12.	Perfluoro-1-octanesulfonamide	3677	FOSA0916I	0.02	1.00	0.004	50.0	1.00	0.01	754-91-6	N/A	N/A
13.	N-Methylperfluoro-1-octanesulfonamidoacetic acid	3667	NMeFOSAA0117	0.02	1.00	0.004	50.0	1.00	0.01	2355-31-9	N/A	N/A
14.	N-Ethylperfluoro-1-octanesulfonamidoacetic acid	3664	NEtFOSAA0117	0.02	1.00	0.004	50.0	1.00	0.01	2991-50-6	N/A	N/A
15.	Perfluorobutanesulfonic acid	99194	031017	0.02	1.00	0.004	50.7	1.01	0.01	375-73-5	N/A	N/A
16.	Perfluoro-1-pentanesulfonic acid	3956	LPFPeS0117	0.0214	1.07	0.004	46.9	1.00	0.01	00-00-0	N/A	N/A
17.	Perfluorohexanesulfonic acid (branched)	99198	030617	0.02	1.00	0.004	50.6	1.01	0.01	3871-99-6	N/A	N/A
18.	Perfluoro-1-heptanesulfonic acid	3672	LPFHpS1016	0.021	1.05	0.004	47.6	1.00	0.01	375-92-8	N/A	N/A
19.	Heptadecafluorooctanesulfonic acid (branched)	99201	030617	0.02	1.00	0.004	50.2	1.00	0.01	1763-23-1	N/A	N/A
20.	Perfluoro-1-nonanesulfonic acid	3957	LPFNS0516	0.021	1.05	0.004	48.0	1.01	0.01	98789-57-2	N/A	N/A
21.	Perfluoro-1-decanesulfonic acid	3671	LPFDS0217	0.021	1.05	0.004	48.2	1.01	0.01	2806-15-7	N/A	N/A
22.	1H,1H,2H,2H-Perfluorohexane sulfonic acid	3955	42FTS1216	0.0214	1.07	0.004	46.7	1.00	0.01	00-00-0	N/A	N/A
23.	1H,1H,2H,2H-Perfluorooctane sulfonic acid	3661	62FTS0616	0.021	1.05	0.004	47.4	1.00	0.01	27619-97-2	N/A	N/A
24.	1H,1H,2H,2H-Perfluorodecane sulfonic acid	3662	82FTS1216	0.021	1.05	0.004	47.9	1.01	0.01	39108-34-4	N/A	N/A

- **The certified value is the concentration calculated from gravimetric and volumetric measurements unless otherwise stated.**
- **Standards are prepared gravimetrically using balances that are calibrated with weights traceable to NIST (see above).**
- **Standards are certifed (+/-) 0.5% of the stated value, unless otherwise stated.**
- **All Standards, after opening ampule, should be stored with caps tight and under appropriate laboratory conditions.**
- **Uncertainty Reference: Taylor, B.N. and Kuyat, C.E., "Guidelines for Evaluating and Expressing the Uncertainty of NIST Measurement Result," NIST Technical Note 1297, U.S. Government Printing Office, Washington, DC, (1994).**

Peak No.	Analyte	MSD RT (min.)
1	Perfluoro-n-butanoic acid (PFBA)	3.09
2	Perfluoro-n-pentanoic acid (PFPeA)	6.41
3	Perfluorobutanesulfonate (PFBS)	7.62
4	(Na) 1H,1H,2H,2H-Perfluorohexane sulfonate (4:2FTS)	8.99
5	Perfluorohexanoic acid (PFHxA)	9.44
6	(Na) Perfluoro-1-pentanesulfonate (L-PFPeS)	10.24
7	Perfluoroheptanoic acid (PFHpA)	11.99
8	Perfluorohexanesulfonic acid (branched)	12.09
8	Perfluorohexanesulfonic acid (branched)	12.65
9	(Na) 1H,1H,2H,2H-Perfluorooctane sulfonate (6:2FTS)	14.01
10	Perfluorooctanoic acid (PFOA)	14.35
11	(Na) Perfluoro-1-heptanesulfonate (L-PFHpS)	14.81
12	Heptadecafluorooctanesulfonic acid (branched)	16.19
13	Perfluorononanoic acid (PFNA)	16.40
12	Heptadecafluorooctanesulfonic acid (branched)	16.70
14	(Na) 1H,1H,2H,2H-Perfluorodecane sulfonate (8:2FTS)	17.74
15	Perfluorodecanoic acid (PFDA)	17.86
16	(Na) Perfluoro-1-nonanesulfonate (L-PFNS)	18.00
17	N-Methylperfluoro-1-octanesulfonamidoacetic acid (N-MeFOSAA)	18.38
18	Perfluoro-1-octanesulfonamide (FOSA-1)	18.70
19	Perfluoroundecanoic acid (PFUdA)	18.86
20	N-Ethylperfluoro-1-octanesulfonamidoacetic acid (N-EtFOSAA)	18.87
21	(Na) Perfluoro-1-decanesulfonate (L-PFDS)	18.97
22	Tricosafluorododecanoic acid (PFDoA)	19.66
23	Perfluorotridecanoic acid (PFTrDA)	20.34
24	Perfluorotetradecanoic acid (PFTeDA)	20.91

Method: 537M2
Column: Advantage High Load (150mm X 2.1mm ID X 5µm df)
Column Temp.=40°C
Flowrate=0.3ml/min.
Injection Volume=5µL
Mobile Phase:
Solvent A=10mM Ammonium Acetate in Water
Solvent B=10mM Ammonium Acetate in Methanol:Acetonitrile (80:20)
Mobile Phase Profile:
Time=00 60% A:40% B
Time=04 45% A:55% B
Time=11 30% A:70% B
Time=16 10% A:90% B
Time=17 10% A:90% B
Time=27 60% A:40% B
Detector: MSD (API-ES, Negative Polarity)
Analyst: Pedro Rentas

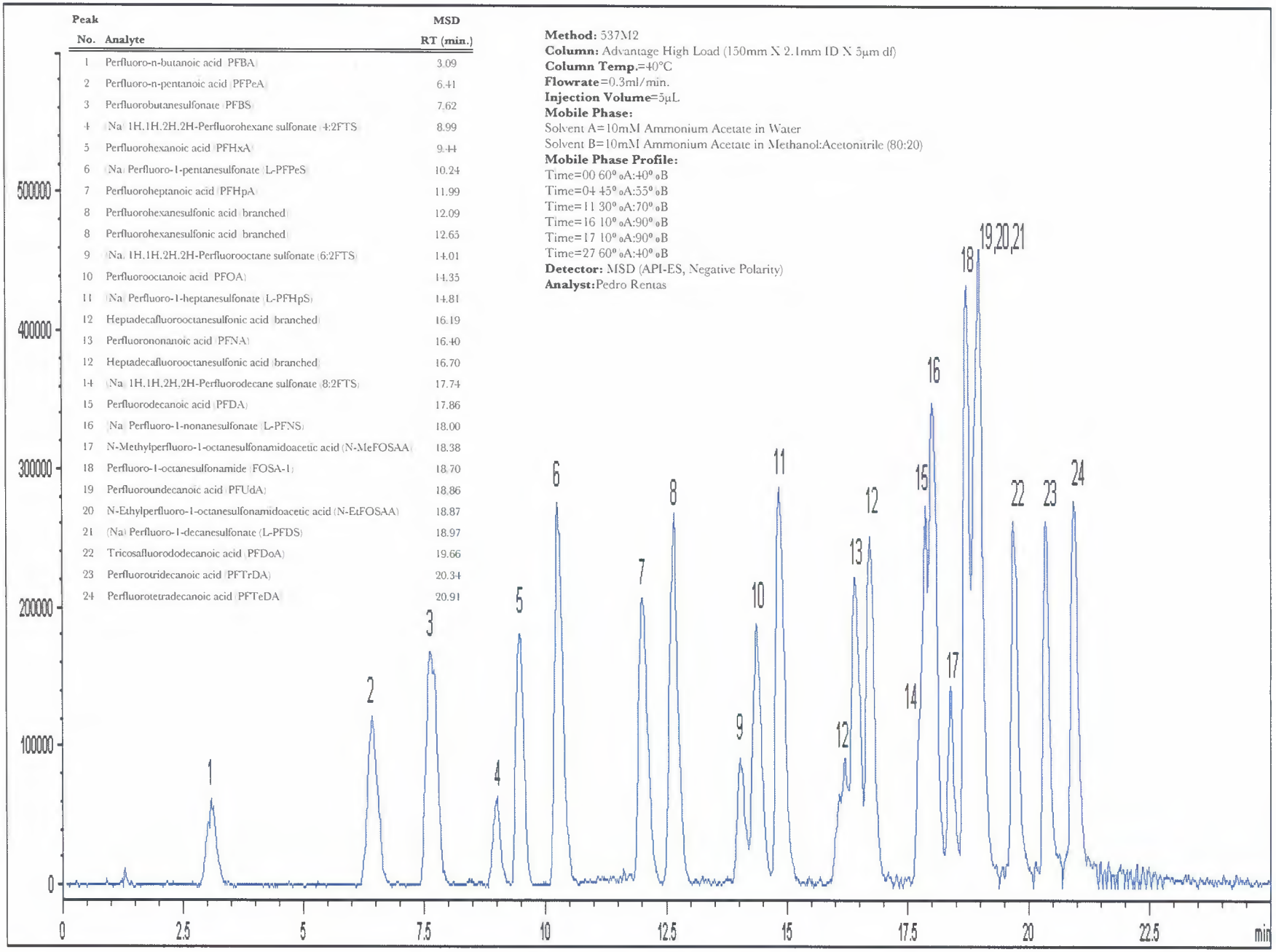

BATTELLE

It can be done

BDO Id: 180618-02

Reagent Receipt Report

Approved: ☐ Authorized ☐

Name:	Branched NEtFOSAA Standard (50 µ	Received:	6/18/2018
Vendor:	Wellington Laboratories	Custodian:	Thorn, Jonathan
Catalogue No:	br-NEtFOSAAA	Expires:	1/17/2023
Type:	Solution	Consumed:	
Lot No:	brNEtFOSAA0118	Stored In:	Sample Preparation - C0103
Quantity:	1 ea mL % Moisture: 0		
Description:	Branched NEtFOSAA Standard (50 µg/mL)		

Analyte:	CAS No:	Concentration (ug/mL):	Purity:	Density:	Density Units:	Cert	Cert Val:	Lower Limit:	Upper Limit:

Notes:

Approved by: _____ Approved on: _____

Authorized by: _____ Authorized on: _____

180618-02

WELLINGTON LABORATORIES

CERTIFICATE OF ANALYSIS DOCUMENTATION

br-NEtFOSAA

N-Ethylperfluorooctanesulfonamidoacetic Acid Solution/Mixture of Linear and Branched Isomers

PRODUCT CODE:	br-NEtFOSAA
LOT NUMBER:	brNEtFOSAA0118
CONCENTRATION:	50.0 ± 2.5 µg/ml
SOLVENT(S):	Methanol/Water (<1%)
DATE PREPARED: (mm/dd/yyyy)	01/10/2018
LAST TESTED: (mm/dd/yyyy)	01/17/2018
EXPIRY DATE: (mm/dd/yyyy)	01/17/2023
RECOMMENDED STORAGE:	Refrigerate ampoule

DESCRIPTION:

The chemical purity has been determined to be ≥98% N-ethylperfluorooctanesulfonamidoacetic acid (linear and branched isomers). The full name, structure and percent composition for each of the identified isomeric components are given in Table A.

DOCUMENTATION/ DATA ATTACHED:

Table A: Isomeric Components and Percent Composition by ^{19}F-NMR
Figure 1: LC/MS Data (TIC and Mass Spectrum)
Figure 2: LC/MS Data (SIR)
Figure 3: LC/MS/MS Data (Selected MRM Transitions)

ADDITIONAL INFORMATION:

- See page 2 for further details.
- Contains 4 mole eq. of NaOH to prevent conversion of the acetic acid moiety to its respective methyl ester.

FOR LABORATORY USE ONLY: NOT FOR HUMAN OR DRUG USE

Wellington Laboratories Inc., 345 Southgate Dr. Guelph ON N1G 3M5 CANADA
519-822-2436 • Fax: 519-822-2849 • info@well-labs.com

INTENDED USE:

The products prepared by Wellington Laboratories Inc. are for laboratory use only. This certified reference material (CRM) was designed to be used as a standard for the identification and/or quantification of the specific chemical compounds it contains.

HANDLING:

This product should only be used by qualified personnel familiar with its potential hazards and trained in the handling of hazardous chemicals. Due care should be exercised to prevent unnecessary human contact or ingestion. All procedures should be carried out in a well-functioning fume hood and suitable gloves, eye protection, and clothing should be worn at all times. Waste should be disposed of according to national and regional regulations. Safety Data Sheets (SDSs) are available upon request.

SYNTHESIS / CHARACTERIZATION:

Our products are synthesized using single-product unambiguous routes whenever possible. They are then characterized, and their structures and purities confirmed, using a combination of the most relevant techniques, such as NMR, GC/MS, LC/MS/MS, SFC/UV/MS/MS, x-ray crystallography, and melting point. Isotopic purities of mass-labelled compounds are also confirmed using HRGC/HRMS and/or LC/MS/MS.

HOMOGENEITY:

Prior to solution preparation, crystalline material is tested for homogeneity using a variety of techniques (as stated above) and its solubility in a given diluent is taken into consideration. Duplicate solutions of a new product are prepared from the same crystalline lot and, after the addition of an appropriate internal standard, they are compared by GC/MS, LC/MS/MS, and/or SFC/UV/MS/MS. The relative response factors of the analyte of interest in each solution are required to be <5% RSD. New solution lots of existing products, as well as mixtures and calibration solutions, are compared to older lots in a similar manner. This further confirms the homogeneity of the crystalline material as well as the stability and homogeneity of the solutions in the storage containers. In order to maintain the integrity of the assigned value(s), and associated uncertainty, the dilution or injection of a subsample of this product should be performed using calibrated measuring equipment.

UNCERTAINTY:

The maximum combined relative standard uncertainty of our reference standard solutions is calculated using the following equation:

The combined relative standard uncertainty, $u_c(y)$, of a value y and the uncertainty of the independent parameters x_1, x_2,...x_n on which it depends is:

$$u_c(y(x_1, x_2, \ldots x_n)) = \sqrt{\sum_{i=1}^{n} u(y, x_i)^2}$$

where x is expressed as a relative standard uncertainty of the individual parameter.

The individual uncertainties taken into account include those associated with weights (calibration of the balance) and volumes (calibration of the volumetric glassware). An expanded maximum combined percent relative uncertainty of ±5% (calculated with a coverage factor of 2 and a level of confidence of 95%) is stated on the Certificate of Analysis for all of our products.

TRACEABILITY:

All reference standard solutions are traceable to specific crystalline lots. The microbalances used for solution preparation are regularly calibrated by an external ISO/IEC 17025 accredited laboratory. In addition, their calibration is verified prior to each weighing using calibrated external weights traceable to an ISO/IEC 17025 accredited laboratory. All volumetric glassware used is calibrated, of Class A tolerance, and traceable to an ISO/IEC 17025 accredited laboratory. For certain products, traceability to international interlaboratory studies has also been established.

EXPIRY DATE / PERIOD OF VALIDITY:

Ongoing stability studies of this product have demonstrated stability in its composition and concentration, until the specified expiry date, in the unopened ampoule. Monitoring for any degradation or change in concentration of the listed analyte(s) is performed on a routine basis.

LIMITED WARRANTY:

At the time of shipment, all products are warranted to be free of defects in material and workmanship and to conform to the stated technical and purity specifications.

QUALITY MANAGEMENT:

This product was produced using a Quality Management System registered to the latest versions of ISO 9001 by SAI Global, ISO/IEC 17025 by the Canadian Association for Laboratory Accreditation Inc. (CALA; A 1226), and ISO 17034 by ANSI-ASQ National Accreditation Board (ANAB; AR-1523).

CALA Testing Accreditation No. A1226

ANAB ACCREDITED 17034 REFERENCE MATERIAL PRODUCER

For additional information or assistance concerning this or any other products from Wellington Laboratories Inc., please visit our website at www.well-labs.com or contact us directly at info@well-labs.com

Table A: **br-NEtFOSAA; Isomeric Components and Percent Composition (by ^{19}F-NMR)***

Isomer	Name	Structure	Percent Composition by ^{19}F-NMR
1	N-ethylperfluoro-1-octanesulfonamidoacetic acid	$CF_3(CF_2)_7SO_2N(C_2H_5)CH_2CO_2H$	77.5
2	N-ethylperfluoro-3-methylheptanesulfonamidoacetic acid	$CF_3(CF_2)_3CF(CF_3)(CF_2)_2SO_2N(C_2H_5)CH_2CO_2H$	2.3
3	N-ethylperfluoro-4-methylheptanesulfonamidoacetic acid	$CF_3(CF_2)_2CF(CF_3)(CF_2)_3SO_2N(C_2H_5)CH_2CO_2H$	2.2
4	N-ethylperfluoro-5-methylheptanesulfonamidoacetic acid	$CF_3CF_2CF(CF_3)(CF_2)_4SO_2N(C_2H_5)CH_2CO_2H$	5.4
5	N-ethylperfluoro-6-methylheptanesulfonamidoacetic acid	$CF_3CF(CF_3)(CF_2)_5SO_2N(C_2H_5)CH_2CO_2H$	10.4
6	N-ethylperfluoro-5,5-dimethylhexanesulfonamidoacetic acid	$CF_3C(CF_3)_2(CF_2)_4SO_2N(C_2H_5)CH_2CO_2H$	0.3
7	N-ethylperfluoro-4,5-dimethylhexanesulfonamidoacetic acid	$CF_3CF(CF_3)CF(CF_2)_3SO_2N(C_2H_5)CH_2CO_2H$	0.3
8	N-ethylperfluoro-3,5-dimethylhexanesulfonamidoacetic acid	$CF_3CF(CF_3)CF_2CF(CF_2)_2SO_2N(C_2H_5)CH_2CO_2H$	0.3
9	Other Unidentified Isomers		1.3

* Percent of total N-ethylperfluorooctanesulfonamidoacetic acid isomers only.

Certified By: _____ **Date:** 03/22/2018
(mm/dd/yyyy)

B.G. Chittim, General Manager

Figure 1: **br-NEtFOSAA; LC/MS Data (TIC and Mass Spectrum)**

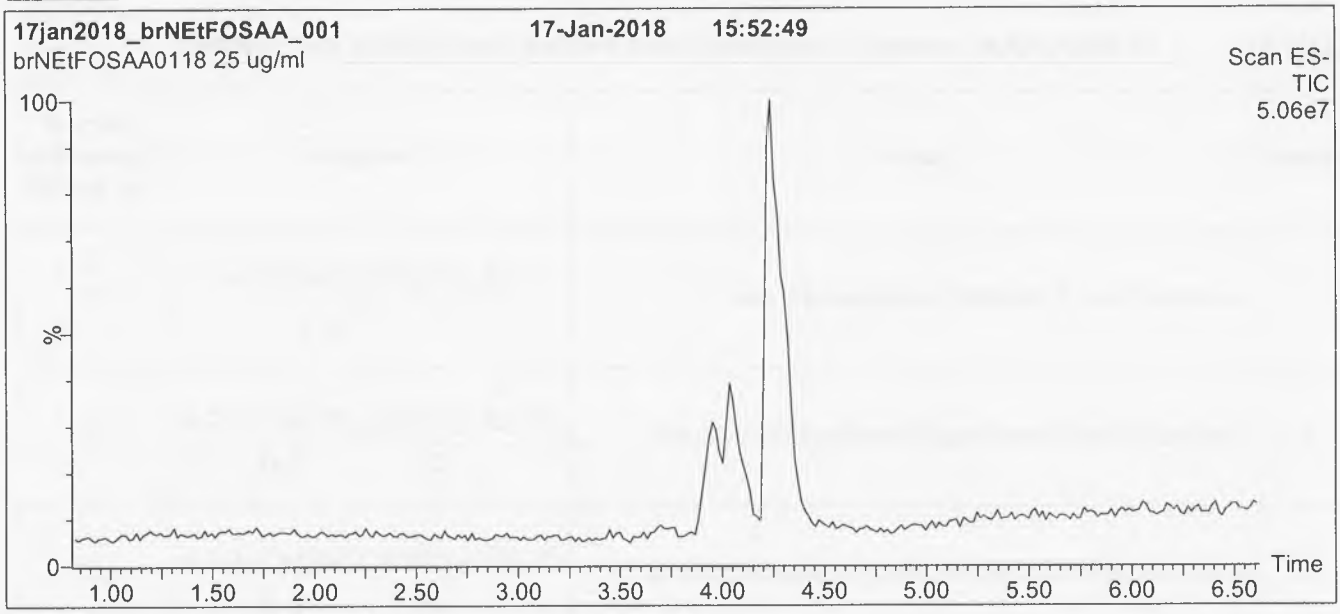

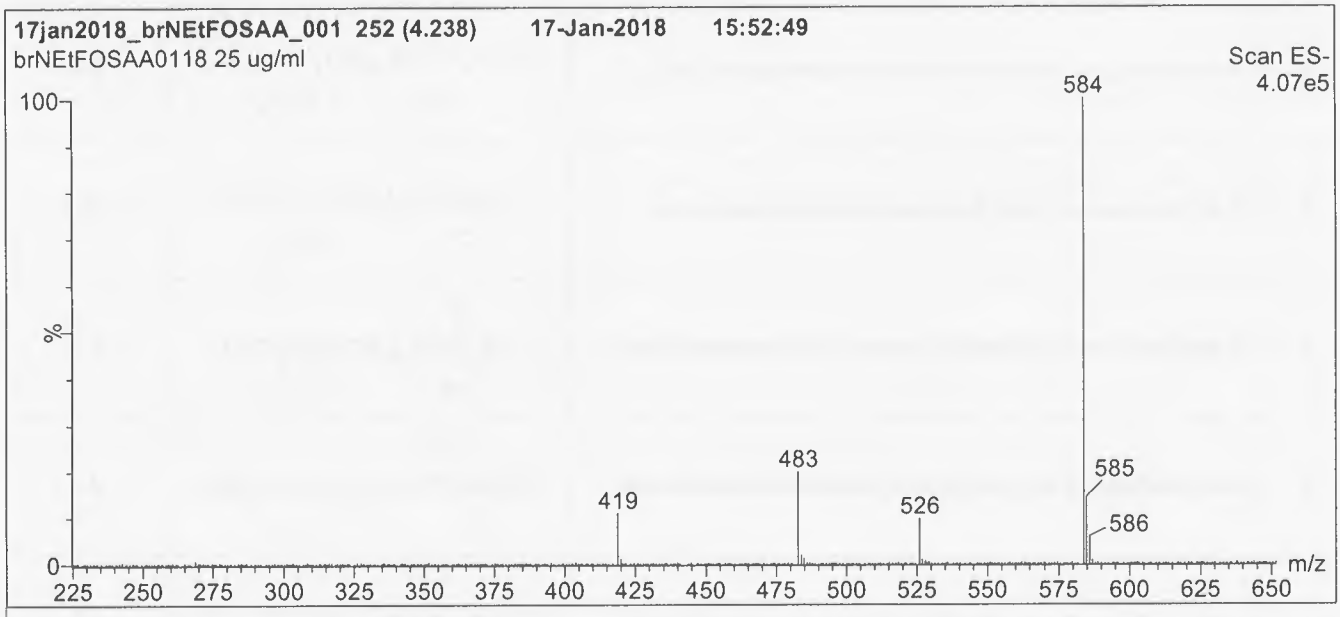

Conditions for Figure 1:

LC: **Waters Acquity Ultra Performance LC**
MS: **Micromass Quattro *micro* API MS**

Chromatographic Conditions

Column: Acquity UPLC BEH Shield RP_{18}
1.7 µm, 2.1 x 100 mm

Mobile phase: Gradient
Start: 55% (80:20 MeOH:ACN) / 45% H_2O
(both with 10 mM NH_4OAc buffer)
Ramp to 90% organic over 7 min and hold for
2 min before returning to initial conditions in 0.5 min.

Time: 10 min

Flow: 300 µl/min

MS Parameters

Experiment: Full Scan (225 - 850 amu)

Source: Electrospray (negative)
Capillary Voltage (kV) = 3.00
Cone Voltage (V) = 35.00
Cone Gas Flow (l/hr) = 50
Desolvation Gas Flow (l/hr) = 750

Figure 2: **br-NEtFOSAA; LC/MS Data (SIR)**

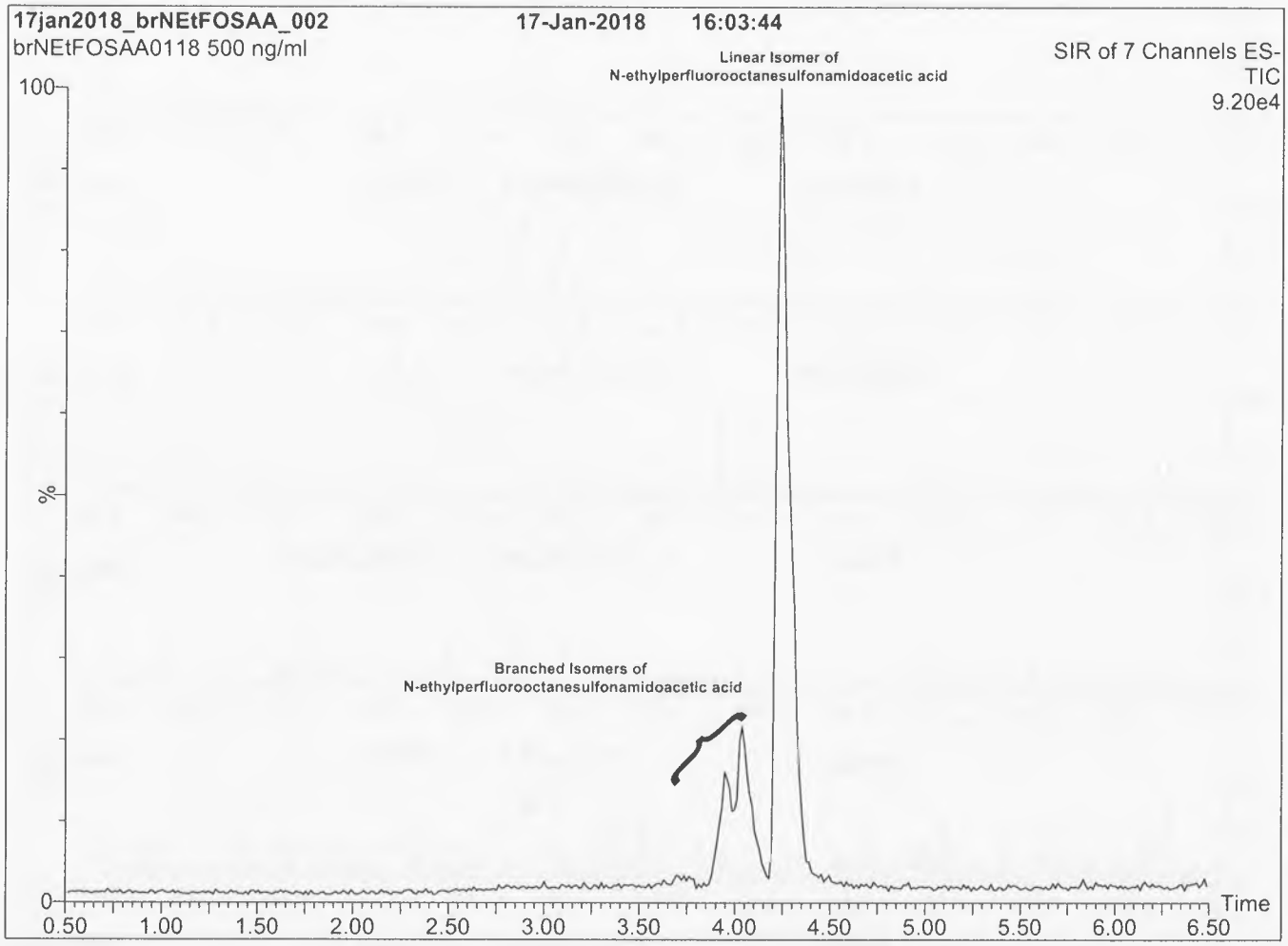

Conditions for Figure 2:

LC: **Waters Acquity Ultra Performance LC**
MS: **Micromass Quattro *micro* API MS**

Chromatographic Conditions

Column: Acquity UPLC BEH Shield RP_{18}
1.7 µm, 2.1 x 100 mm

Mobile phase: Gradient
Start: 55% (80:20 MeOH:ACN) / 45% H_2O
(both with 10 mM NH_4OAc buffer)
Ramp to 90% organic over 7 min and hold for
2 min before returning to initial conditions in 0.5 min.

Time: 10 min

Flow: 300 µl/min

MS Parameters

Experiment: SIR (7 channels)

Source: Electrospray (negative)
Capillary Voltage (kV) = 3.00
Cone Voltage (V) = 15-60
Cone Gas Flow (l/hr) = 50
Desolvation Gas Flow (l/hr) = 750

Figure 3: **br-NEtFOSAA; LC/MS/MS Data (Selected MRM Transitions)**

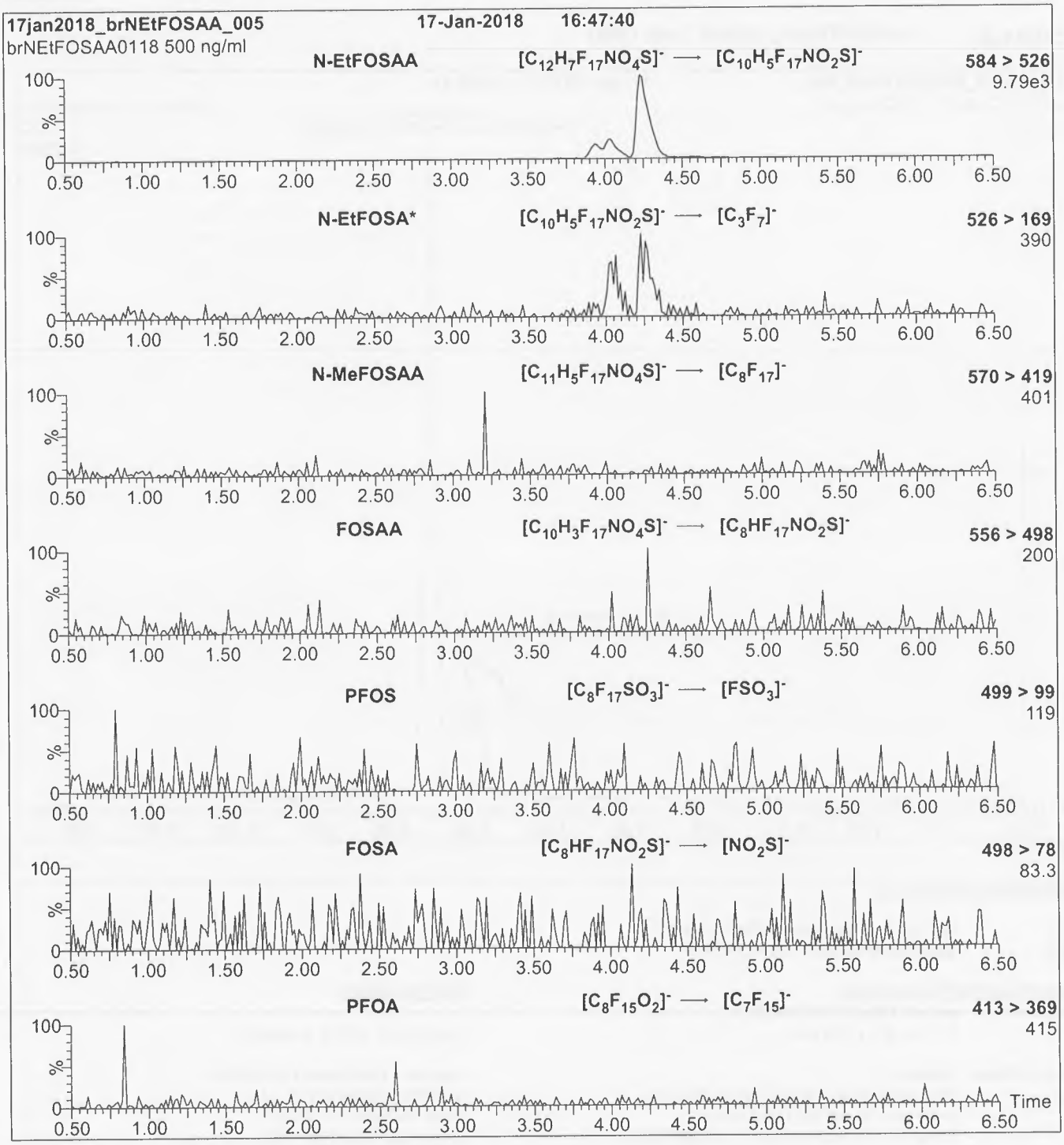

***Note**: N-EtFOSA is formed by in-source fragmentation.

Conditions for Figure 3:

Injection: On-column

Mobile phase: Same as Figure 2

Flow: 300 µl/min

MS Parameters

Collision Gas (mbar) = 3.39e-3
Collision Energy (eV) = 11-40 (variable)

BATTELLE
It can be done

BDO Id: 180618-03

Reagent Receipt Report

Approved: ☐ Authorized ☐

Name:	Branched NMeFOSAA Standard (50	Received:	6/18/2018
Vendor:	Wellington Laboratories	Custodian:	Thorn, Jonathan
Catalogue No:	brNMeFOSAA	Expires:	1/17/2023
Type:	Solution	Consumed:	
Lot No:	brNMeFOSAA0118	Stored In:	Sample Preparation - C0103
Quantity:	1 ea mL % Moisture: 0		
Description:	Branched NMeFOSAA Standard (50 µg/mL)		

Analyte:	CAS No:	Concentration (ug/mL):	Purity:	Density:	Density Units:	Cert	Cert Val:	Lower Limit:	Upper Limit:

Notes:

Approved by: _____ Approved on: _____

Authorized by: _____ Authorized on: _____

180618-03

WELLINGTON LABORATORIES

CERTIFICATE OF ANALYSIS
DOCUMENTATION

br-NMeFOSAA

N-Methylperfluorooctanesulfonamidoacetic Acid Solution/Mixture of Linear and Branched Isomers

PRODUCT CODE:	br-NMeFOSAA
LOT NUMBER:	brNMeFOSAA0118
CONCENTRATION:	50.0 ± 2.5 µg/ml
SOLVENT(S):	Methanol/Water (<1%)
DATE PREPARED: (mm/dd/yyyy)	01/10/2018
LAST TESTED: (mm/dd/yyyy)	01/17/2018
EXPIRY DATE: (mm/dd/yyyy)	01/17/2023
RECOMMENDED STORAGE:	Refrigerate ampoule

DESCRIPTION:

The chemical purity has been determined to be ≥98% N-methylperfluorooctanesulfonamidoacetic acid (linear and branched isomers). The full name, structure and percent composition for each of the identified isomeric components are given in Table A.

DOCUMENTATION/ DATA ATTACHED:

Table A: Isomeric Components and Percent Composition by ^{19}F-NMR
Figure 1: LC/MS Data (TIC and Mass Spectrum)
Figure 2: LC/MS Data (SIR)
Figure 3: LC/MS/MS Data (Selected MRM Transitions)

ADDITIONAL INFORMATION:

- See page 2 for further details.
- Contains 4 mole eq. of NaOH to prevent conversion of the acetic acid moiety to its respective methyl ester.

FOR LABORATORY USE ONLY: NOT FOR HUMAN OR DRUG USE

Wellington Laboratories Inc., 345 Southgate Dr. Guelph ON N1G 3M5 CANADA
519-822-2436 • Fax: 519-822-2849 • info@well-labs.com

INTENDED USE:

The products prepared by Wellington Laboratories Inc. are for laboratory use only. This certified reference material (CRM) was designed to be used as a standard for the identification and/or quantification of the specific chemical compounds it contains.

HANDLING:

This product should only be used by qualified personnel familiar with its potential hazards and trained in the handling of hazardous chemicals. Due care should be exercised to prevent unnecessary human contact or ingestion. All procedures should be carried out in a well-functioning fume hood and suitable gloves, eye protection, and clothing should be worn at all times. Waste should be disposed of according to national and regional regulations. Safety Data Sheets (SDSs) are available upon request.

SYNTHESIS / CHARACTERIZATION:

Our products are synthesized using single-product unambiguous routes whenever possible. They are then characterized, and their structures and purities confirmed, using a combination of the most relevant techniques, such as NMR, GC/MS, LC/MS/MS, SFC/UV/MS/MS, x-ray crystallography, and melting point. Isotopic purities of mass-labelled compounds are also confirmed using HRGC/HRMS and/or LC/MS/MS.

HOMOGENEITY:

Prior to solution preparation, crystalline material is tested for homogeneity using a variety of techniques (as stated above) and its solubility in a given diluent is taken into consideration. Duplicate solutions of a new product are prepared from the same crystalline lot and, after the addition of an appropriate internal standard, they are compared by GC/MS, LC/MS/MS, and/or SFC/UV/MS/MS. The relative response factors of the analyte of interest in each solution are required to be <5% RSD. New solution lots of existing products, as well as mixtures and calibration solutions, are compared to older lots in a similar manner. This further confirms the homogeneity of the crystalline material as well as the stability and homogeneity of the solutions in the storage containers. In order to maintain the integrity of the assigned value(s), and associated uncertainty, the dilution or injection of a subsample of this product should be performed using calibrated measuring equipment.

UNCERTAINTY:

The maximum combined relative standard uncertainty of our reference standard solutions is calculated using the following equation:

The combined relative standard uncertainty, $u_c(y)$, of a value y and the uncertainty of the independent parameters $x_1, x_2, \ldots x_n$ on which it depends is:

$$u_c(y(x_1, x_2, \ldots x_n)) = \sqrt{\sum_{i=1}^{n} u(y, x_i)^2}$$

where x is expressed as a relative standard uncertainty of the individual parameter.

The individual uncertainties taken into account include those associated with weights (calibration of the balance) and volumes (calibration of the volumetric glassware). An expanded maximum combined percent relative uncertainty of ±5% (calculated with a coverage factor of 2 and a level of confidence of 95%) is stated on the Certificate of Analysis for all of our products.

TRACEABILITY:

All reference standard solutions are traceable to specific crystalline lots. The microbalances used for solution preparation are regularly calibrated by an external ISO/IEC 17025 accredited laboratory. In addition, their calibration is verified prior to each weighing using calibrated external weights traceable to an ISO/IEC 17025 accredited laboratory. All volumetric glassware used is calibrated, of Class A tolerance, and traceable to an ISO/IEC 17025 accredited laboratory. For certain products, traceability to international interlaboratory studies has also been established.

EXPIRY DATE / PERIOD OF VALIDITY:

Ongoing stability studies of this product have demonstrated stability in its composition and concentration, until the specified expiry date, in the unopened ampoule. Monitoring for any degradation or change in concentration of the listed analyte(s) is performed on a routine basis.

LIMITED WARRANTY:

At the time of shipment, all products are warranted to be free of defects in material and workmanship and to conform to the stated technical and purity specifications.

QUALITY MANAGEMENT:

This product was produced using a Quality Management System registered to the latest versions of ISO 9001 by SAI Global, ISO/IEC 17025 by the Canadian Association for Laboratory Accreditation Inc. (CALA; A 1226), and ISO 17034 by ANSI-ASQ National Accreditation Board (ANAB; AR-1523).

CALA Testing Accreditation No. A1226

ANAB ACCREDITED ISO17034 REFERENCE MATERIAL PRODUCER

For additional information or assistance concerning this or any other products from Wellington Laboratories Inc., please visit our website at www.well-labs.com or contact us directly at info@well-labs.com

Table A: **br-NMeFOSAA; Isomeric Components and Percent Composition (by ^{19}F-NMR)***

Isomer	Name	Structure	Percent Composition by ^{19}F-NMR
1	N-methylperfluoro-1-octanesulfonamidoacetic acid	$CF_3(CF_2)_7SO_2N(CH_3)CH_2CO_2H$	76.0
2	N-methylperfluoro-3-methylheptanesulfonamidoacetic acid	$CF_3(CF_2)_3CF(CF_3)(CF_2)_2SO_2N(CH_3)CH_2CO_2H$	0.7
3	N-methylperfluoro-4-methylheptanesulfonamidoacetic acid	$CF_3(CF_2)_2CF(CF_3)(CF_2)_3SO_2N(CH_3)CH_2CO_2H$	2.0
4	N-methylperfluoro-5-methylheptanesulfonamidoacetic acid	$CF_3CF_2CF(CF_3)(CF_2)_4SO_2N(CH_3)CH_2CO_2H$	6.0
5	N-methylperfluoro-6-methylheptanesulfonamidoacetic acid	$CF_3CF(CF_3)(CF_2)_5SO_2N(CH_3)CH_2CO_2H$	14.0
6	N-methylperfluoro-5,5-dimethylhexanesulfonamidoacetic acid	$CF_3C(CF_3)_2(CF_2)_4SO_2N(CH_3)CH_2CO_2H$	0.2
7	Other Unidentified Isomers		1.1

* Percent of total N-methylperfluorooctanesulfonamidoacetic acid isomers only.

Certified By: _____ **Date:** 03/22/2018 (mm/dd/yyyy)

B.G. Chittim, General Manager

Figure 1: **br-NMeFOSAA; LC/MS Data (TIC and Mass Spectrum)**

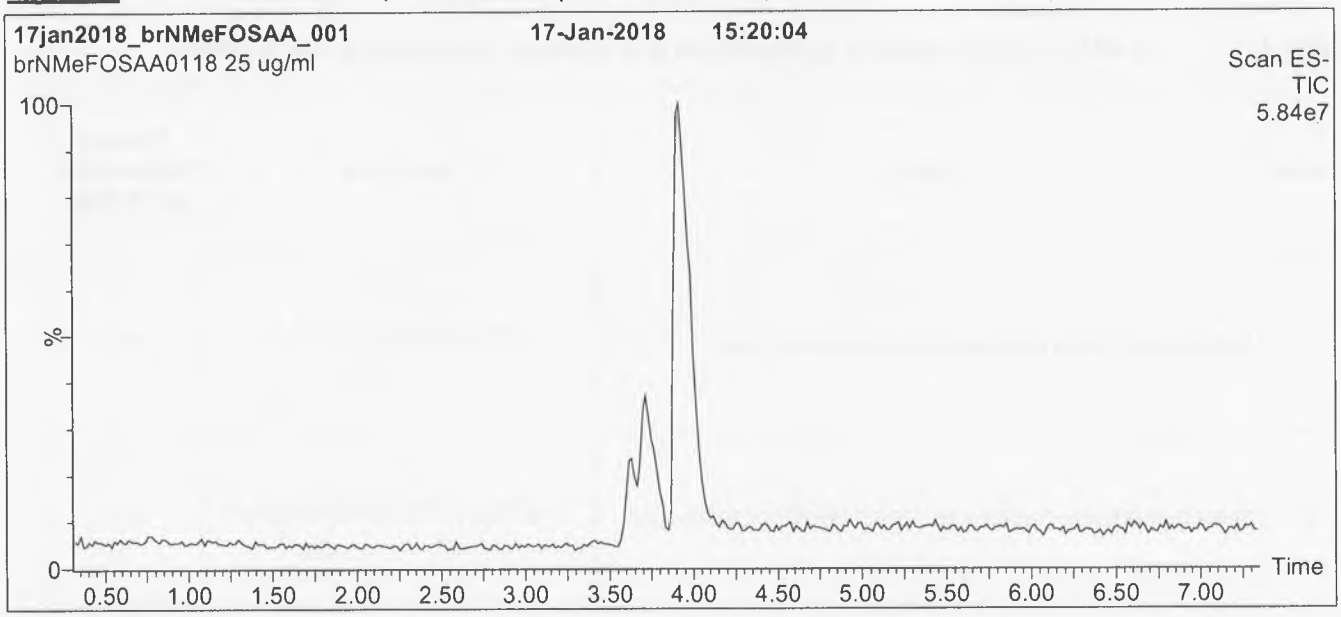

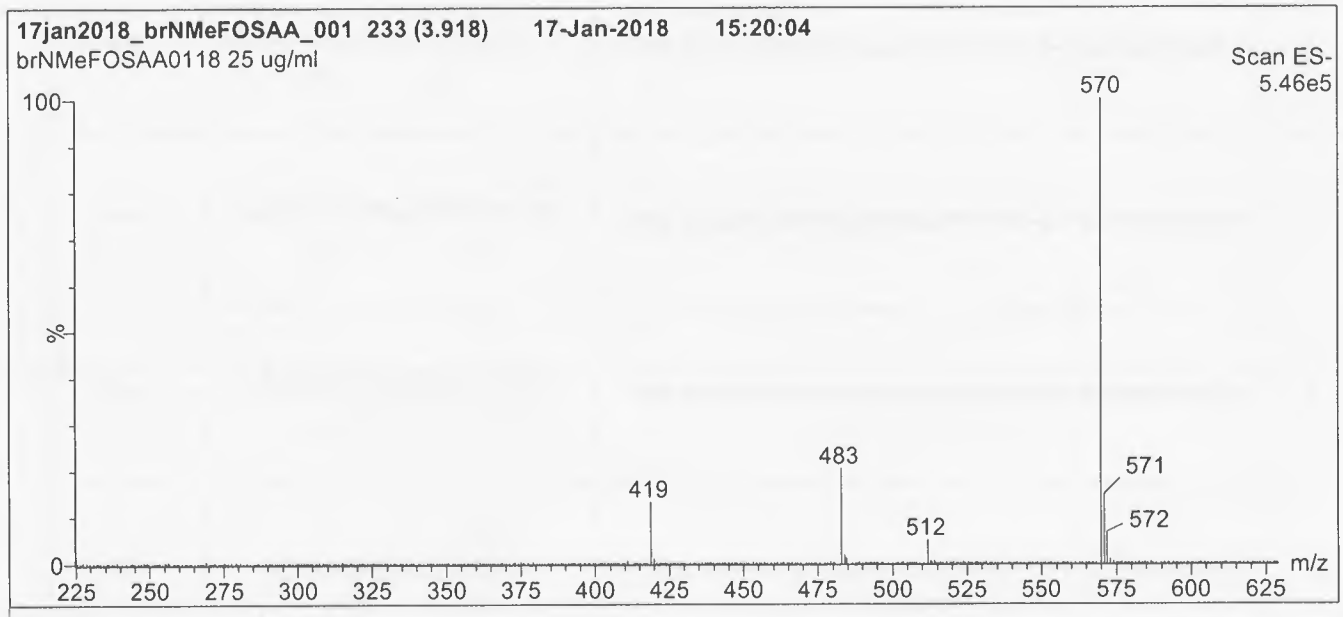

Conditions for Figure 1:

LC: **Waters Acquity Ultra Performance LC**
MS: **Micromass Quattro *micro* API MS**

Chromatographic Conditions

Column: Acquity UPLC BEH Shield RP_{18}
1.7 µm, 2.1 x 100 mm

Mobile phase: Gradient
Start: 55% (80:20 MeOH:ACN) / 45% H_2O
(both with 10 mM NH_4OAc buffer)
Ramp to 90% organic over 7 min and hold for
2 min before returning to initial conditions in 0.5 min.

Time: 10 min

Flow: 300 µl/min

MS Parameters

Experiment: Full Scan (225 - 850 amu)

Source: Electrospray (negative)
Capillary Voltage (kV) = 3.00
Cone Voltage (V) = 35.00
Cone Gas Flow (l/hr) = 50
Desolvation Gas Flow (l/hr) = 750

Figure 2: **br-NMeFOSAA; LC/MS Data (SIR)**

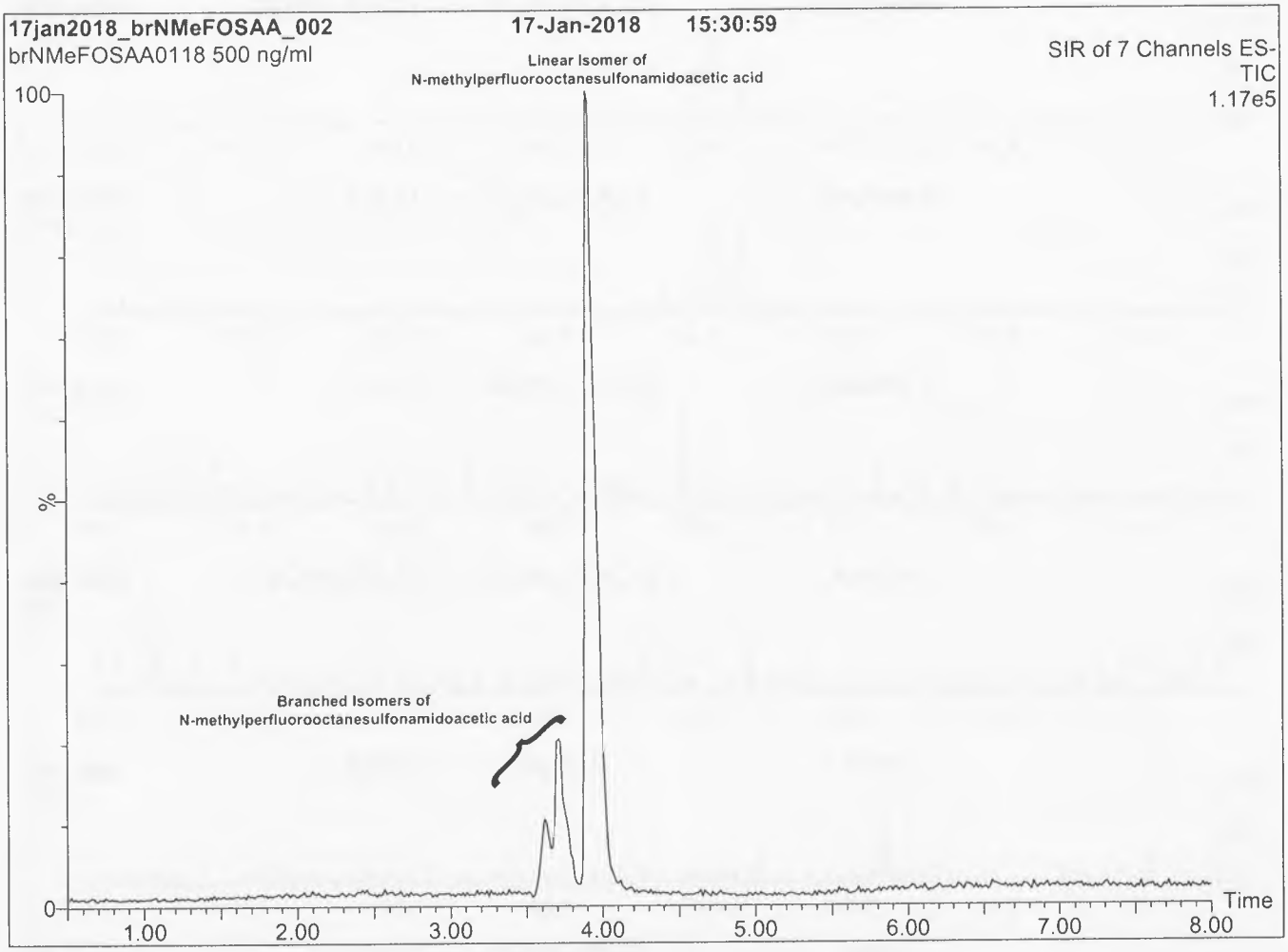

Conditions for Figure 2:

LC: **Waters Acquity Ultra Performance LC**
MS: **Micromass Quattro *micro* API MS**

Chromatographic Conditions

Column: Acquity UPLC BEH Shield RP_{18}
1.7 µm, 2.1 x 100 mm

Mobile phase: Gradient
Start: 55% (80:20 MeOH:ACN) / 45% H_2O
(both with 10 mM NH_4OAc buffer)
Ramp to 90% organic over 7 min and hold for
2 min before returning to initial conditions in 0.5 min.

Time: 10 min

Flow: 300 µl/min

MS Parameters

Experiment: SIR (7 channels)

Source: Electrospray (negative)
Capillary Voltage (kV) = 3.00
Cone Voltage (V) = 15-60
Cone Gas Flow (l/hr) = 50
Desolvation Gas Flow (l/hr) = 750

Figure 3: **br-NMeFOSAA; LC/MS/MS Data (Selected MRM Transitions)**

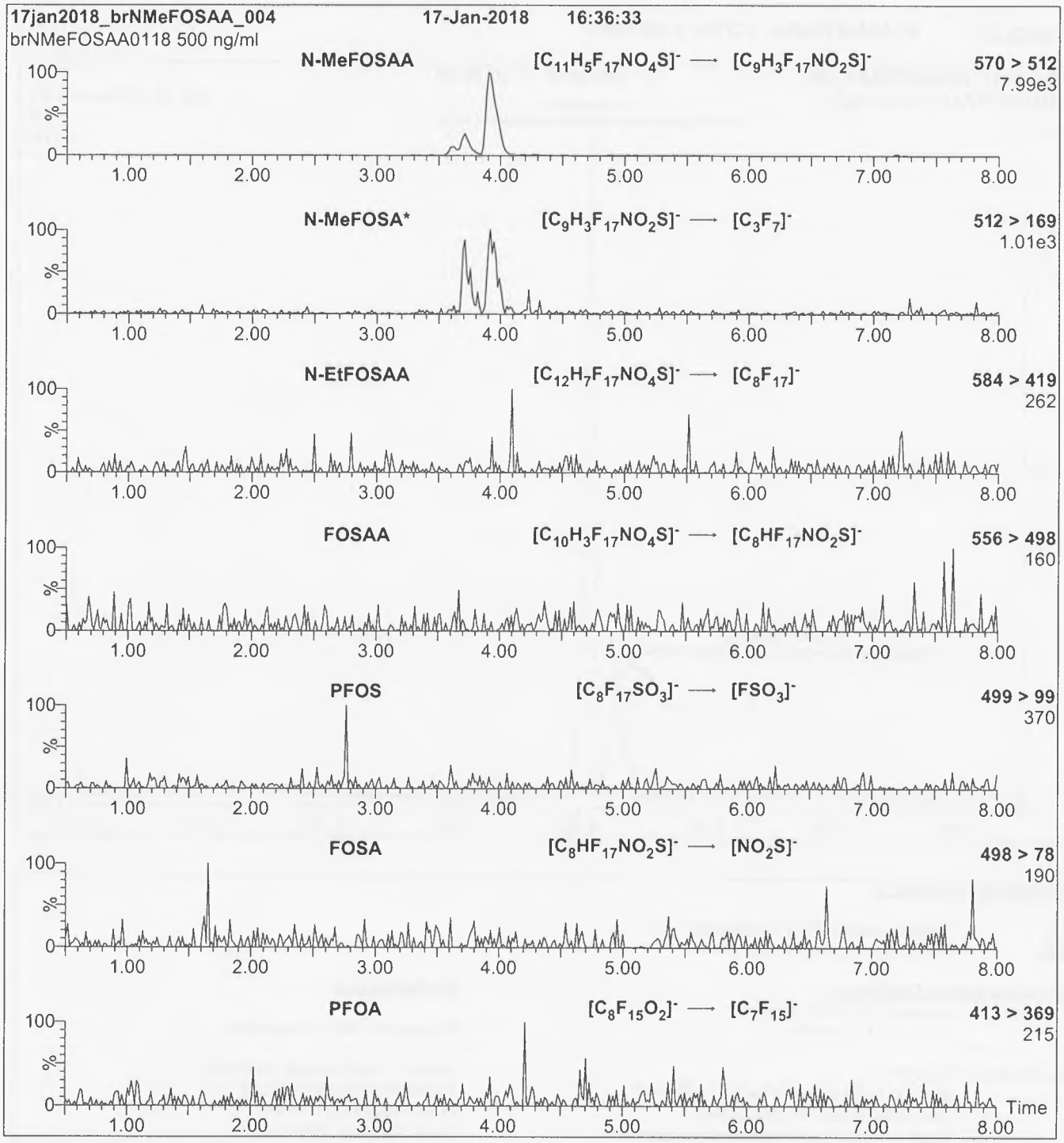

*__Note__: N-MeFOSA is formed by in-source fragmentation.

Conditions for Figure 3:

Injection: On-column

Mobile phase: Same as Figure 2

Flow: 300 µl/min

MS Parameters

Collision Gas (mbar) = 3.39e-3
Collision Energy (eV) = 11-40 (variable)

BATTELLE

It can be done

BDO Id: 180618-04

Reagent Receipt Report

Approved: ☐ Authorized ☐

Name:	PFOA - Technical Mix	Received:	6/18/2018
Vendor:	Wellington Laboratories	Custodian:	Thorn, Jonathan
Catalogue No:	T-PFOA	Expires:	2/16/2022
Type:	Solution	Consumed:	
Lot No:	TPFOA0217	Stored In:	Sample Preparation - C0103
Quantity:	1 ea mL % Moisture: 0		
Description:	PFOA - Technical Mix		

Analyte:	CAS No:	Concentration (ug/mL):	Purity:	Density:	Density Units:	Cert	Cert Val:	Lower Limit:	Upper Limit:

Notes:

Approved by: _____ Approved on: _____

Authorized by: _____ Authorized on: _____

180618-04

WELLINGTON LABORATORIES

CERTIFICATE OF ANALYSIS DOCUMENTATION

PRODUCT CODE:	T-PFOA	**LOT NUMBER:**	TPFOA0217
COMPOUND:	Technical Ammonium Perfluorooctanoate		
STRUCTURE:	(see Table A)	**CAS #:**	95328-99-7 (for linear ammonium perfluorooctanoate)

MOLECULAR FORMULA:	$C_8F_{15}O_2NH_4$
CONCENTRATION:	50 ± 2.5 µg/ml (gravimetric)
CHEMICAL PURITY:	Technical material
SOLVENT(S):	Methanol/Water (<1%)
LAST TESTED: (mm/dd/yyyy)	02/16/2017
EXPIRY DATE: (mm/dd/yyyy)	02/16/2022
RECOMMENDED STORAGE:	Store ampoule in a cool, dark place

DOCUMENTATION/ DATA ATTACHED:

Table A: Isomeric Components and Percent Composition
Figure 1: LC/MS Data (TIC and Mass Spectrum)
Figure 2: LC/MS Data (SIR)
Figure 3: LC/MS/MS Data (Selected MRM Transitions)
Figure 4: LC/MS Elution Profile of the Perfluorooctanoic Acid Isomers

ADDITIONAL INFORMATION:

- See page 2 for further details.
- This technical mixture is >97% ammonium perfluorooctanoate (branched and linear isomers). The remaining 3% consists of common impurities such as the perfluoroheptanoic and perfluorohexanoic acids.
- It is recommended that this solution be used as a *qualitative or semi-quantitative standard only*.
- Contains 4 mole eq. of NaOH to prevent conversion of any carboxylic acids to their corresponding methyl esters.
- The molecular weight of perfluoro-n-octanoic acid is 414.07 g/mol.

FOR LABORATORY USE ONLY: NOT FOR HUMAN OR DRUG USE

Certified By: B.G. Chittim **Date:** 02/22/2017 (mm/dd/yyyy)

Wellington Laboratories Inc., 345 Southgate Dr. Guelph ON N1G 3M5 CANADA
519-822-2436 • Fax: 519-822-2849 • info@well-labs.com

INTENDED USE:

The products prepared by Wellington Laboratories Inc. are for laboratory use only. This certified reference material (CRM) was designed to be used for the identification and/or semi-quantitative determination of the specific chemical compound(s) it contains.

HAZARDS:

This product should only be used by qualified personnel familiar with its potential hazards and trained in the handling of hazardous chemicals. Due care should be exercised to prevent unnecessary human contact or ingestion. All procedures should be carried out in a well-functioning fume hood and suitable gloves, eye protection, and clothing should be worn at all times. Waste should be disposed of according to national and regional regulations. Safety Data Sheets (SDSs) are available upon request.

CHARACTERIZATION / HOMOGENEITY:

This product is a technical mixture obtained from an industrial manufacturer. It has been characterized as to its content and components using a combination of the most relevant techniques, such as NMR, GC/MS, LC/MS/MS, SFC/UV/MS/MS, x-ray crystallography, and melting point. Testing of samples in solution has shown it to be homogeneous. As this product is a technical mixture, it should not be used to quantitate any of the listed components.

UNCERTAINTY:

The maximum combined relative standard uncertainty of our reference standard solutions is calculated using the following equation:

The combined relative standard uncertainty, $u_c(y)$, of a value y and the uncertainty of the independent parameters x_1, x_2,...x_n on which it depends is:

$$u_c(y(x_1, x_2, ...x_n)) = \sqrt{\sum_{i=1}^{n} u(y, x_i)^2}$$

where x is expressed as a relative standard uncertainty of the individual parameter.

The individual uncertainties taken into account include those associated with weights (calibration of the balance) and volumes (calibration of the volumetric glassware). An expanded maximum combined percent relative uncertainty of ±5% (calculated with a coverage factor of 2 and a level of confidence of 95%) is stated on the Certificate of Analysis for all of our products.

TRACEABILITY:

All reference standard solutions are traceable to specific crystalline lots. The microbalances used for solution preparation are regularly tested by an external ISO/IEC 17025 accredited calibration company. In addition, their calibration is verified prior to each weighing using NIST and/or NRC traceable external weights. All volumetric glassware used is of Class A tolerance and has been tested according to the appropriate ASTM procedures, which are ultimately traceable to NIST.

EXPIRY DATE / PERIOD OF VALIDITY:

Ongoing stability studies of this product have demonstrated stability in its composition and concentration, until the specified expiry date, in the unopened ampoule. Monitoring for any degradation or change in concentration of the listed analyte(s) is performed on a routine basis.

LIMITED WARRANTY:

At the time of shipment, all products are warranted to be free of defects in material and workmanship and to conform to the stated technical and purity specifications.

QUALITY MANAGEMENT:

This product was produced using a Quality Management System registered to the latest versions of ISO 9001 by SAI Global, ISO/IEC 17025 by the Canadian Association for Laboratory Accreditation Inc. (CALA; A 1226), and ISO GUIDE 34 by ANSI-ASQ National Accreditation Board (ANAB; AR-1523).

CALA Testing Accreditation No. A 1226

ANAB ACCREDITED REFERENCE MATERIAL PRODUCER

For additional information or assistance concerning this or any other products from Wellington Laboratories Inc., please visit our website at www.well-labs.com or contact us directly at info@well-labs.com

Table A: **T-PFOA; Isomeric Components and Percent Composition***

Isomer	Name	Structure	Percent Composition by ^{19}F-NMR
1	Linear ammonium perfluoro-n-octanoate	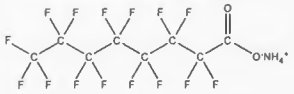	79
2	Ammonium 6-trifluoromethylperfluoroheptanoate	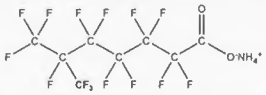	9
3	Ammonium 5-trifluoromethylperfluoroheptanoate	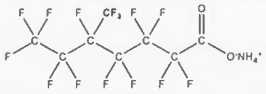	4.5
4	Ammonium 4-trifluoromethylperfluoroheptanoate	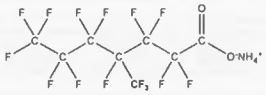	4
5	Ammonium 3-trifluoromethylperfluoroheptanoate	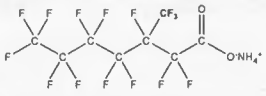	3
6[a]	Ammonium 2-trifluoromethylperfluoroheptanoate		0.5
7	Ammonium 5,5-bis(trifluoromethyl)perfluorohexanoate	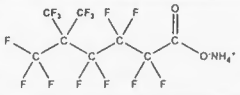	
8	Ammonium 4,4-bis(trifluoromethyl)perfluorohexanoate	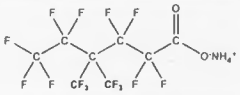	
9[a]	Ammonium 4,5-bis(trifluoromethyl)perfluorohexanoate	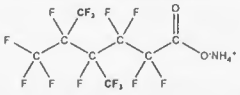	
10	Ammonium 3,5-bis(trifluoromethyl)perfluorohexanoate	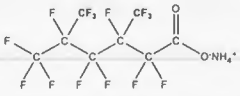	

* Percent Composition was determined by ^{19}F-NMR. The percentages displayed are of total ammonium perfluorooctanoate isomers only (isomers are labelled in Figure 4).

[a] Presence of this isomer could not be verified by LC/MS due to co-elution.

Figure 1: **T-PFOA; LC/MS Data (TIC and Mass Spectrum)**

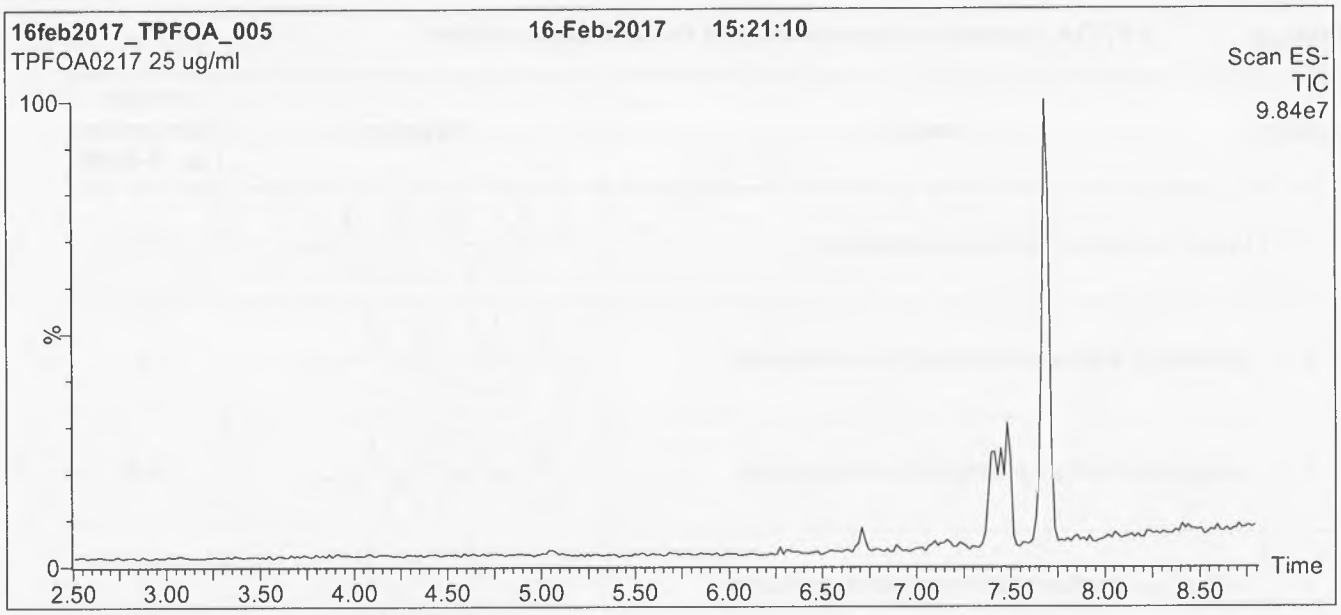

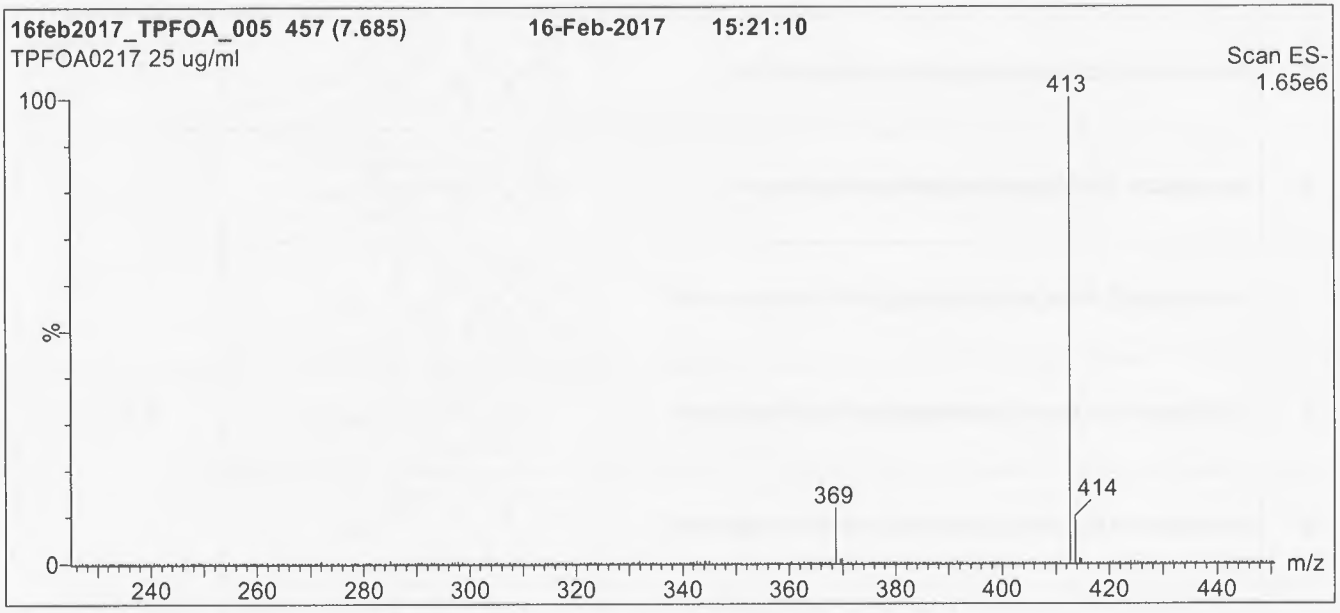

Conditions for Figure 1:

LC: **Waters Acquity Ultra Performance LC**
MS: **Micromass Quattro *micro* API MS**

Chromatographic Conditions:

Column: Kinetex PFP
2.6 µm, 4.6 x 100 mm

Mobile phase: Gradient
Start: 30% (80:20 MeOH:ACN) / 70% H_2O
(both with 10 mM NH_4OAc buffer)
Ramp to 50% organic over 5 min. Ramp to
90% organic over 5 min and hold for 1.5 min.
Return to initial conditions over 0.5 min.
Time: 13 min

Flow: 1.0 ml/min

MS Parameters:

Experiment: Full Scan (225 - 850 amu)

Source: Electrospray (negative)
Capillary Voltage (kV) = 3.00
Cone Voltage (V) = 15.00
Cone Gas Flow (l/hr) = 100
Desolvation Gas Flow (l/hr) = 750

Figure 2: **T-PFOA; LC/MS Data (SIR)**

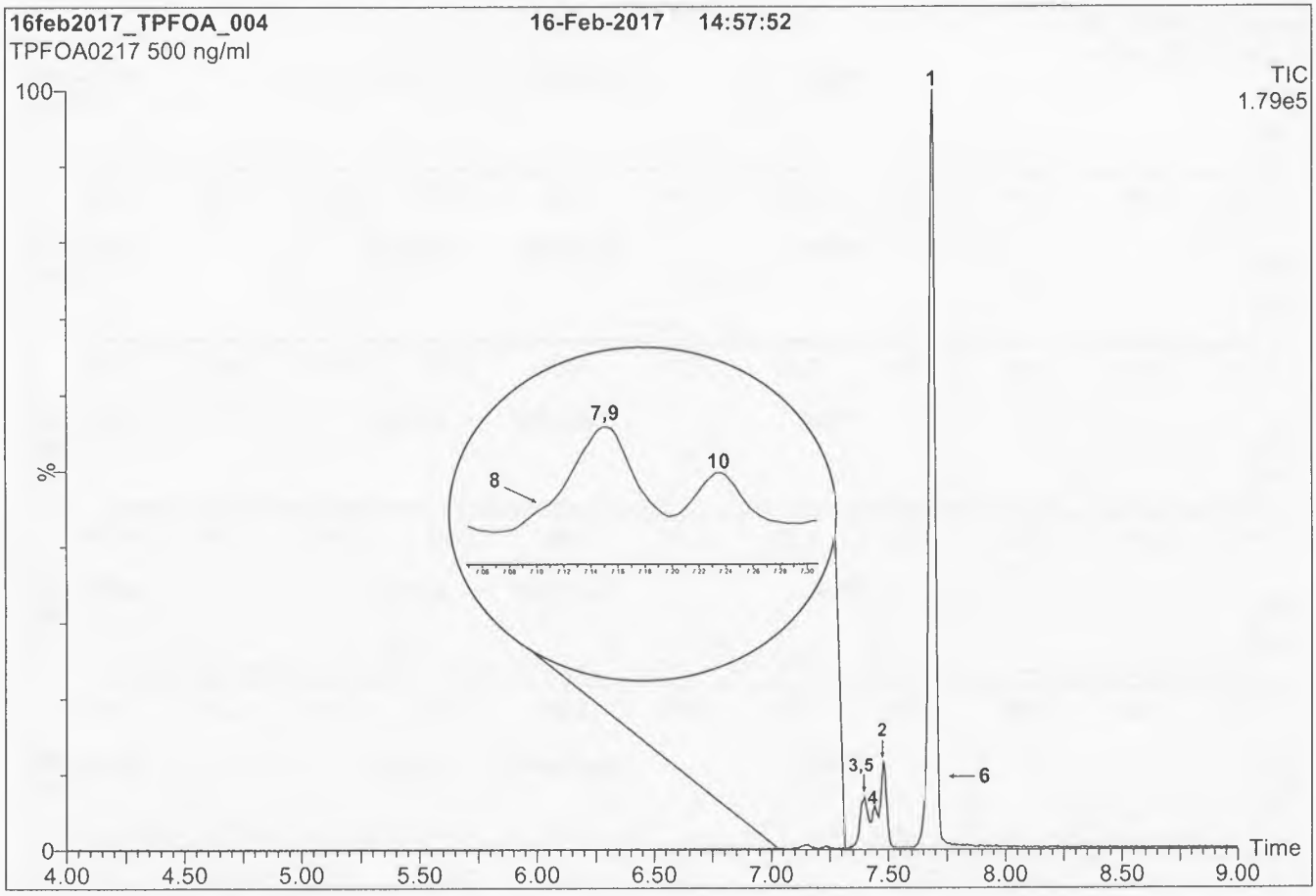

Conditions for Figure 2:

LC: **Waters Acquity Ultra Performance LC**
MS: **Micromass Quattro *micro* API MS**

Chromatographic Conditions:

Column: Kinetex PFP
2.6 µm, 4.6 x 100 mm

Mobile phase: Gradient
Start: 30% (80:20 MeOH:ACN) / 70% H_2O
(both with 10 mM NH_4OAc buffer)
Ramp to 50% organic over 5 min. Ramp to 90% organic over 5 min and hold for 1.5 min.
Return to initial conditions over 0.5 min.
Time: 13 min

Flow: 1.0 ml/min

MS Parameters:

Experiment: SIR (ES^-)

Source conditions: see Figure 1
Source Temperature = 110 °C
Desolvation Temperature = 325 °C
Cone Voltage = 15V

Figure 3: **T-PFOA; LC/MS/MS Data (Selected MRM Transitions)**

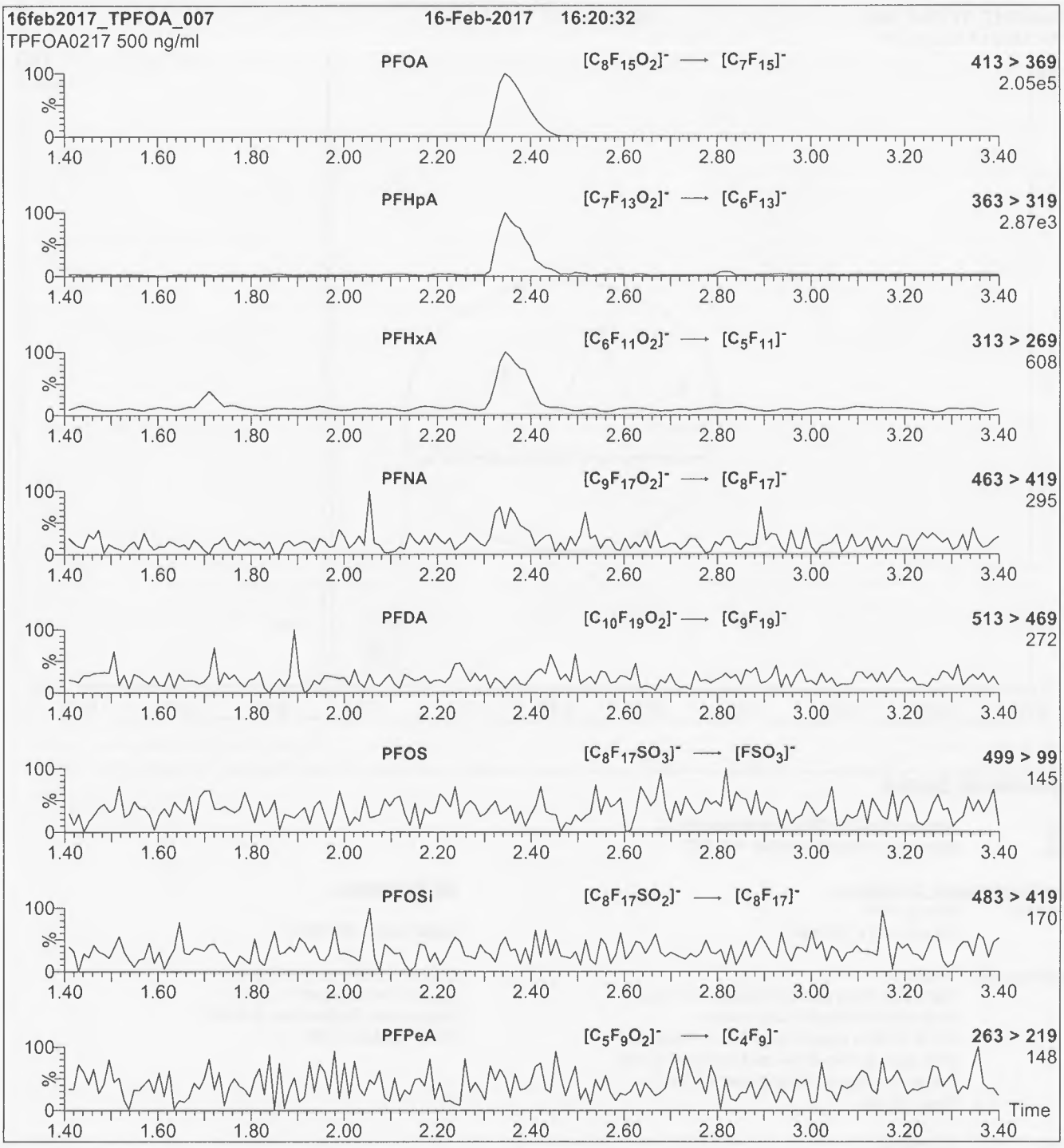

Conditions for Figure 3:

Injection: Direct loop injection
10 µl (500 ng/ml T-PFOA)

Mobile phase: Isocratic 80% (80:20 MeOH:ACN) / 20% H_2O
(both with 10 mM NH_4OAc buffer)

Flow: 300 µl/min

MS Parameters

Collision Gas (mbar) = 3.39e-3
Collision Energy (eV) = variable (9-40)

Figure 4: **T-PFOA; LC/MS Elution Profile of the Perfluorooctanoic Acid Isomers**

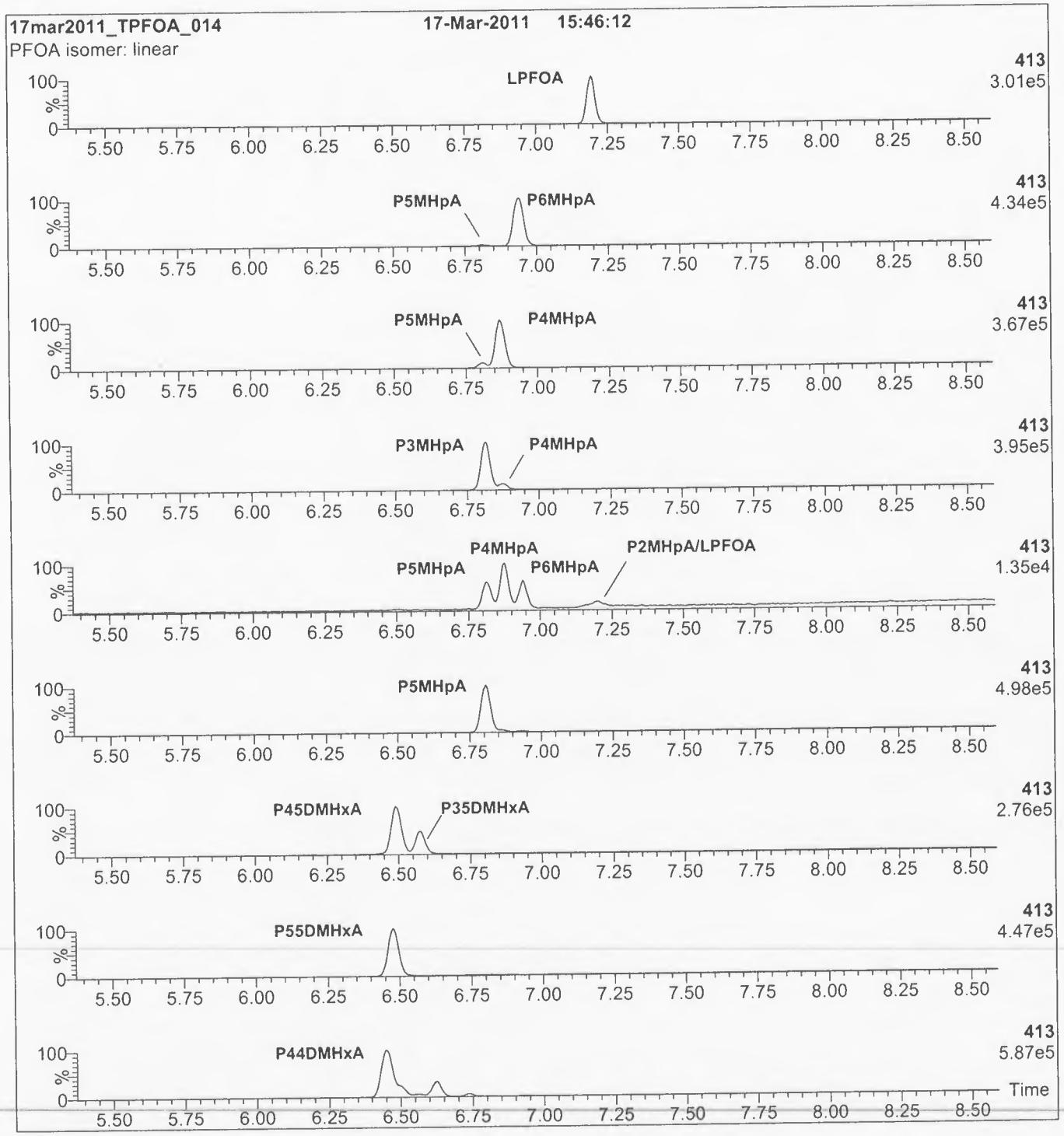

Conditions for Figure 4:

Same as Figure 2.

BATTELLE

It can be done

BDO Id: 180618-06

Reagent Receipt Report

Approved: ☐ Authorized ☐

Name:	Branched PFHxS Standard (50 µg/m	Received:	6/18/2018
Vendor:	Wellington Laboratories	Custodian:	Thorn, Jonathan
Catalogue No:	br-PFHxSK	Expires:	1/4/2022
Type:	Solution	Consumed:	
Lot No:	brPFHxSK0117	Stored In:	Sample Preparation - C0103
Quantity:	1 ea mL % Moisture: 0		
Description:	Branched PFHxS Standard (50 µg/mL)		

Analyte:	CAS No:	Concentration (ug/mL):	Purity:	Density:	Density Units:	Cert	Cert Val:	Lower Limit:	Upper Limit:

Notes:

Approved by: _____ Approved on: _____

Authorized by: _____ Authorized on: _____

180618-06

WELLINGTON LABORATORIES

CERTIFICATE OF ANALYSIS DOCUMENTATION

br-PFHxSK

Potassium Perfluorohexanesulfonate Solution/Mixture of Linear and Branched Isomers

PRODUCT CODE:	br-PFHxSK
LOT NUMBER:	brPFHxSK0117
CONCENTRATION:	50.0 ± 2.5 µg/ml (total potassium salt)
	45.5 ± 2.3 µg/ml (total PFHxS anion)
SOLVENT(S):	Methanol
DATE PREPARED: (mm/dd/yyyy)	01/03/2017
LAST TESTED: (mm/dd/yyyy)	01/04/2017
EXPIRY DATE: (mm/dd/yyyy)	01/04/2022
RECOMMENDED STORAGE:	Store ampoule in a cool, dark place

DESCRIPTION:

The chemical purity has been determined to be ≥98% perfluorohexanesulfonate linear and branched isomers. The full name, structure and percent composition for each of the identified isomeric components are given in Table A.

DOCUMENTATION/ DATA ATTACHED:

Table A: Isomeric Components and Percent Composition by ^{19}F-NMR
Figure 1: LC/MS Data (TIC and Mass Spectrum)
Figure 2: LC/MS Data (SIR)
Figure 3: LC/MS/MS Data (Selected MRM Transitions)

ADDITIONAL INFORMATION:

- See page 2 for further details.
- Contains ~ 0.5% of perfluoro-1-pentanesulfonate and ~ 0.2% of perfluoro-1-octanesulfonate.
- CAS#: 3871-99-6 (for linear isomer; potassium salt).

FOR LABORATORY USE ONLY: NOT FOR HUMAN OR DRUG USE

Wellington Laboratories Inc., 345 Southgate Dr. Guelph ON N1G 3M5 CANADA
519-822-2436 • Fax: 519-822-2849 • info@well-labs.com

INTENDED USE:

The products prepared by Wellington Laboratories Inc. are for laboratory use only. This certified reference material (CRM) was designed to be used as a standard for the identification and/or quantification of the specific chemical compounds it contains.

HAZARDS:

This product should only be used by qualified personnel familiar with its potential hazards and trained in the handling of hazardous chemicals. Due care should be exercised to prevent unnecessary human contact or ingestion. All procedures should be carried out in a well-functioning fume hood and suitable gloves, eye protection, and clothing should be worn at all times. Waste should be disposed of according to national and regional regulations. Safety Data Sheets (SDSs) are available upon request.

SYNTHESIS / CHARACTERIZATION:

Where possible, all of our products are synthesized using single-product unambiguous routes. They are then characterized, and their structures and purities confirmed, using a combination of the most relevant techniques, such as NMR, GC/MS, LC/MS/MS, SFC/UV/MS/MS, x-ray crystallography, and melting point. Isotopic purities of mass-labelled compounds are also confirmed using HRGC/HRMS and/or LC/MS/MS.

HOMOGENEITY:

Prior to solution preparation, crystalline material is tested for homogeneity using a variety of techniques (as stated above) and its solubility in a given diluent is taken into consideration. Duplicate solutions of a new product are prepared from the same crystalline lot and, after the addition of an appropriate internal standard, they are compared by GC/MS, LC/MS/MS and/or SFC/UV/MS/MS. The relative response factors of the analyte of interest in each solution are required to be <5% RSD. New solution lots of existing products are compared to older lots in the same manner, which further confirms the homogeneity of the crystalline material as well as the stability and homogeneity of the solutions in the storage containers.

UNCERTAINTY:

The maximum combined relative standard uncertainty of our reference standard solutions is calculated using the following equation:

The combined relative standard uncertainty, $u_c(y)$, of a value y and the uncertainty of the independent parameters x_1, x_2,...x_n on which it depends is:

$$u_c(y(x_1, x_2, \ldots x_n)) = \sqrt{\sum_{i=1}^{n} u(y, x_i)^2}$$

where x is expressed as a relative standard uncertainty of the individual parameter.

The individual uncertainties taken into account include those associated with weights (calibration of the balance) and volumes (calibration of the volumetric glassware). An expanded maximum combined percent relative uncertainty of ±5% (calculated with a coverage factor of 2 and a level of confidence of 95%) is stated on the Certificate of Analysis for all of our products.

TRACEABILITY:

All reference standard solutions are traceable to specific crystalline lots. The microbalances used for solution preparation are regularly tested by an external ISO/IEC 17025 accredited calibration company. In addition, their calibration is verified prior to each weighing using NIST and/or NRC traceable external weights. All volumetric glassware used is of Class A tolerance and has been tested according to the appropriate ASTM procedures, which are ultimately traceable to NIST. For certain products, traceability to international interlaboratory studies has also been established.

EXPIRY DATE / PERIOD OF VALIDITY:

Ongoing stability studies of this product have demonstrated stability in its composition and concentration, until the specified expiry date, in the unopened ampoule. Monitoring for any degradation or change in concentration of the listed analyte(s) is performed on a routine basis.

LIMITED WARRANTY:

At the time of shipment, all products are warranted to be free of defects in material and workmanship and to conform to the stated technical and purity specifications.

QUALITY MANAGEMENT:

This product was produced using a Quality Management System registered to the latest versions of ISO 9001 by SAI Global, ISO/IEC 17025 by the Canadian Association for Laboratory Accreditation Inc. (CALA; A 1226), and ISO GUIDE 34 by ANSI-ASQ National Accreditation Board (ANAB; AR-1523).

CALA Testing Accreditation No. A1226

ANAB ACCREDITED REFERENCE MATERIAL PRODUCER

For additional information or assistance concerning this or any other products from Wellington Laboratories Inc., please visit our website at www.well-labs.com or contact us directly at info@well-labs.com

Table A: **br-PFHxSK; Isomeric Components and Percent Composition (by ^{19}F-NMR)***

Isomer	Name	Structure	Percent Composition by ^{19}F-NMR
1	Potassium perfluoro-1-hexanesulfonate	$CF_3CF_2CF_2CF_2CF_2CF_2SO_3^-K^+$	81.1
2	Potassium 1-trifluoromethylperfluoropentanesulfonate**	$CF_3CF_2CF_2CF_2CF(CF_3)SO_3^-K^+$	2.9
3	Potassium 2-trifluoromethylperfluoropentanesulfonate	$CF_3CF_2CF_2CF(CF_3)CF_2SO_3^-K^+$	1.4
4	Potassium 3-trifluoromethylperfluoropentanesulfonate	$CF_3CF_2CF(CF_3)CF_2CF_2SO_3^-K^+$	5.0
5	Potassium 4-trifluoromethylperfluoropentanesulfonate	$CF_3CF(CF_3)CF_2CF_2CF_2SO_3^-K^+$	8.9
6	Potassium 3,3-di(trifluoromethyl)perfluorobutanesulfonate	$CF_3C(CF_3)_2CF_2CF_2SO_3^-K^+$	0.2
7	Other Unidentified Isomers		0.5

* Percent of total perfluorohexanesulfonate isomers only.
** Systematic Name: Potassium perfluorohexane-2-sulfonate.

Certified By: B.G. Chittim **Date:** 01/20/2017 (mm/dd/yyyy)

Figure 1: **br-PFHxSK; LC/MS Data (TIC and Mass Spectrum)**

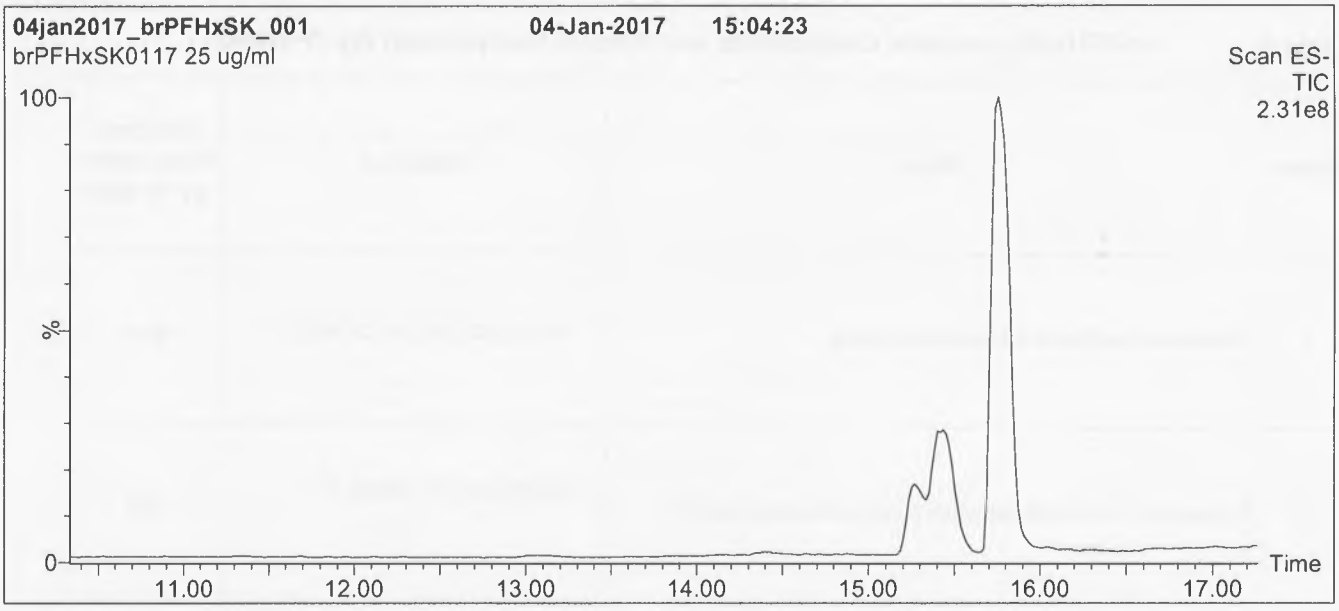

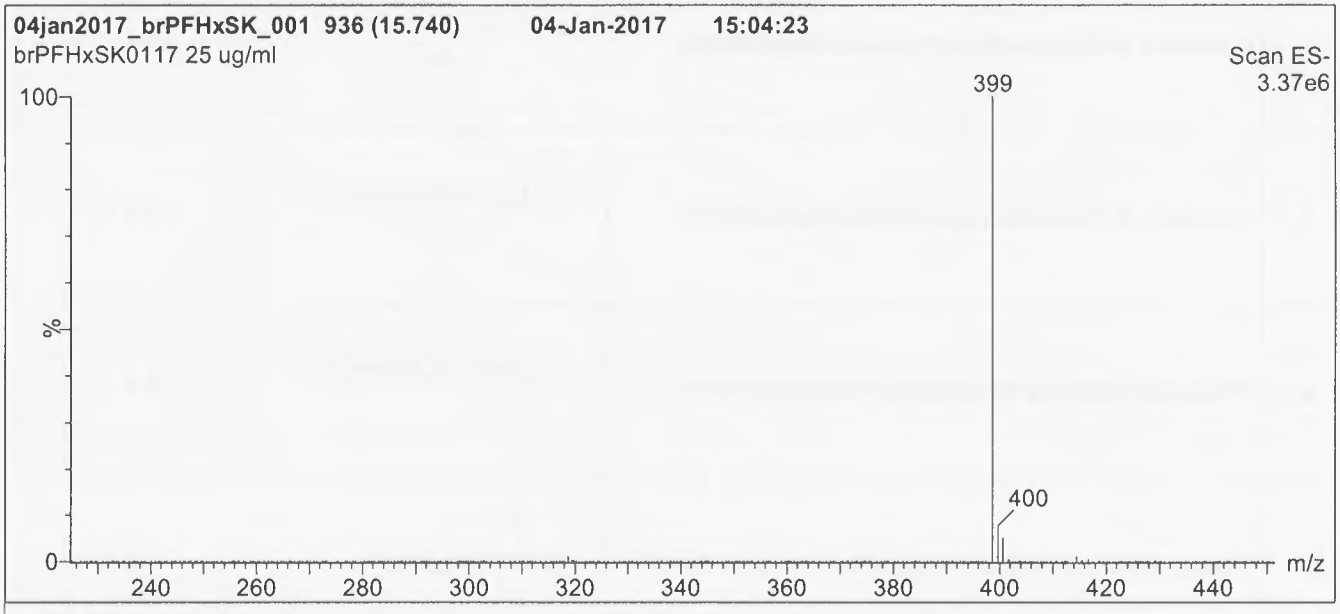

Conditions for Figure 1:

LC: **Waters Acquity Ultra Performance LC**
MS: **Micromass Quattro *micro* API MS**

Chromatographic Conditions

Column: Acquity UPLC BEH Shield RP_{18}
1.7 µm, 2.1 x 100 mm

Mobile phase: Gradient
Start: 20% (80:20 MeOH:ACN) / 80% H_2O
(both with 10 mM NH_4OAc buffer)
Ramp to 50% organic over 14 min. Ramp to 90% organic over 3 min and hold for 1.5 min before returning to initial conditions in 0.5 min.
Time: 20 min

Flow: 300 µl/min

MS Parameters

Experiment: Full Scan (225 - 850 amu)

Source: Electrospray (negative)
Capillary Voltage (kV) = 3.00
Cone Voltage (V) = 50.00
Cone Gas Flow (l/hr) = 60
Desolvation Gas Flow (l/hr) = 750

Figure 2: **br-PFHxSK; LC/MS Data (SIR)**

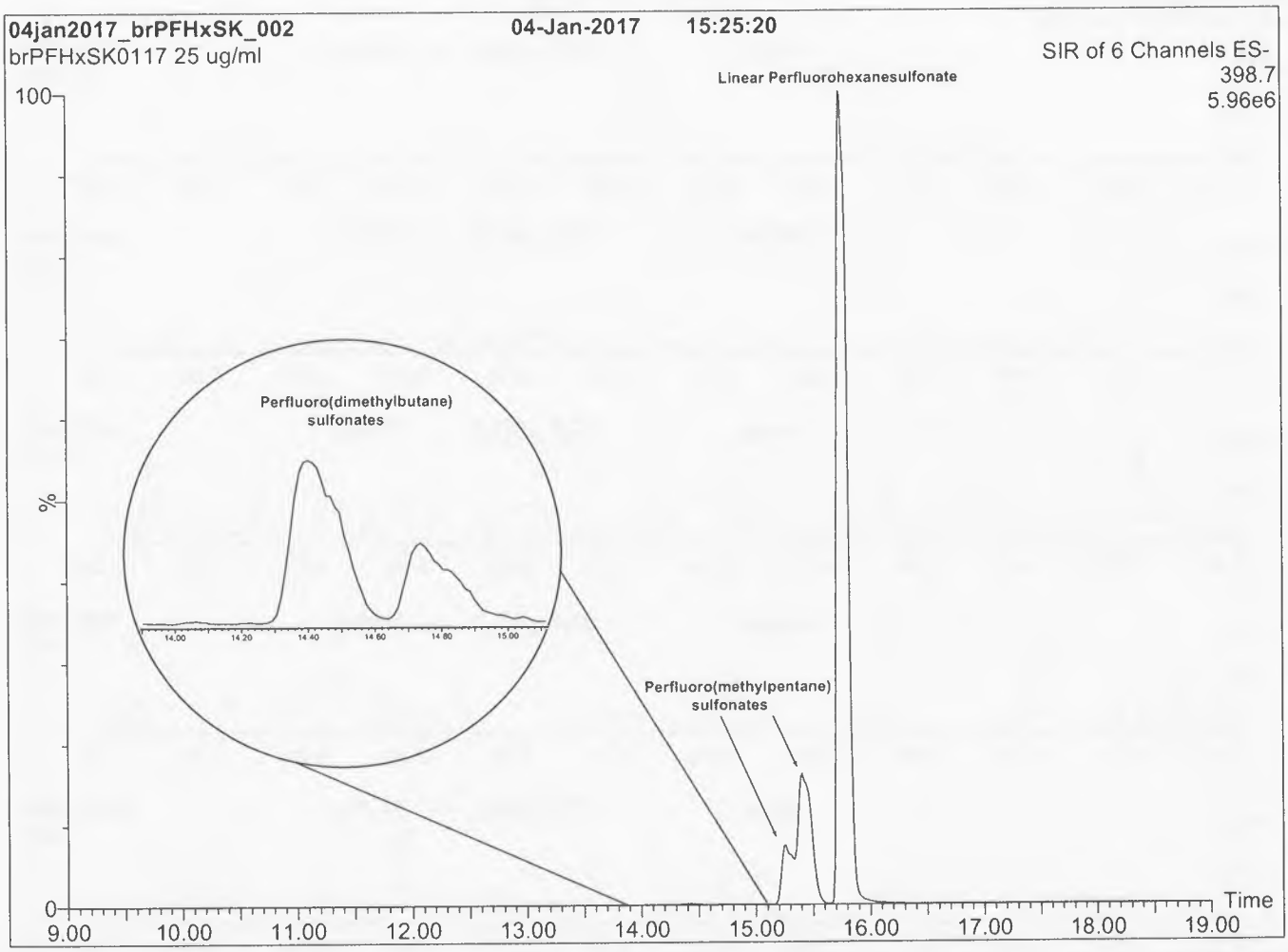

Conditions for Figure 2:

LC: **Waters Acquity Ultra Performance LC**
MS: **Micromass Quattro *micro* API MS**

Chromatographic Conditions

Column: Acquity UPLC BEH Shield RP_{18}
1.7 µm, 2.1 x 100 mm

Mobile phase: Gradient
Start: 20% (80:20 MeOH:ACN) / 80% H_2O
(both with 10 mM NH_4OAc buffer)
Ramp to 50% organic over 14 min. Ramp to 90% organic over 3 min and hold for 1.5 min before returning to initial conditions in 0.5 min.
Time: 20 min

Flow: 300 µl/min

MS Parameters

Experiment: SIR (6 channels)

Source: Electrospray (negative)
Capillary Voltage (kV) = 3.00
Cone Voltage (V) = variable (15-62)
Cone Gas Flow (l/hr) = 60
Desolvation Gas Flow (l/hr) = 750

Figure 3: **br-PFHxSK; LC/MS/MS Data (Selected MRM Transitions)**

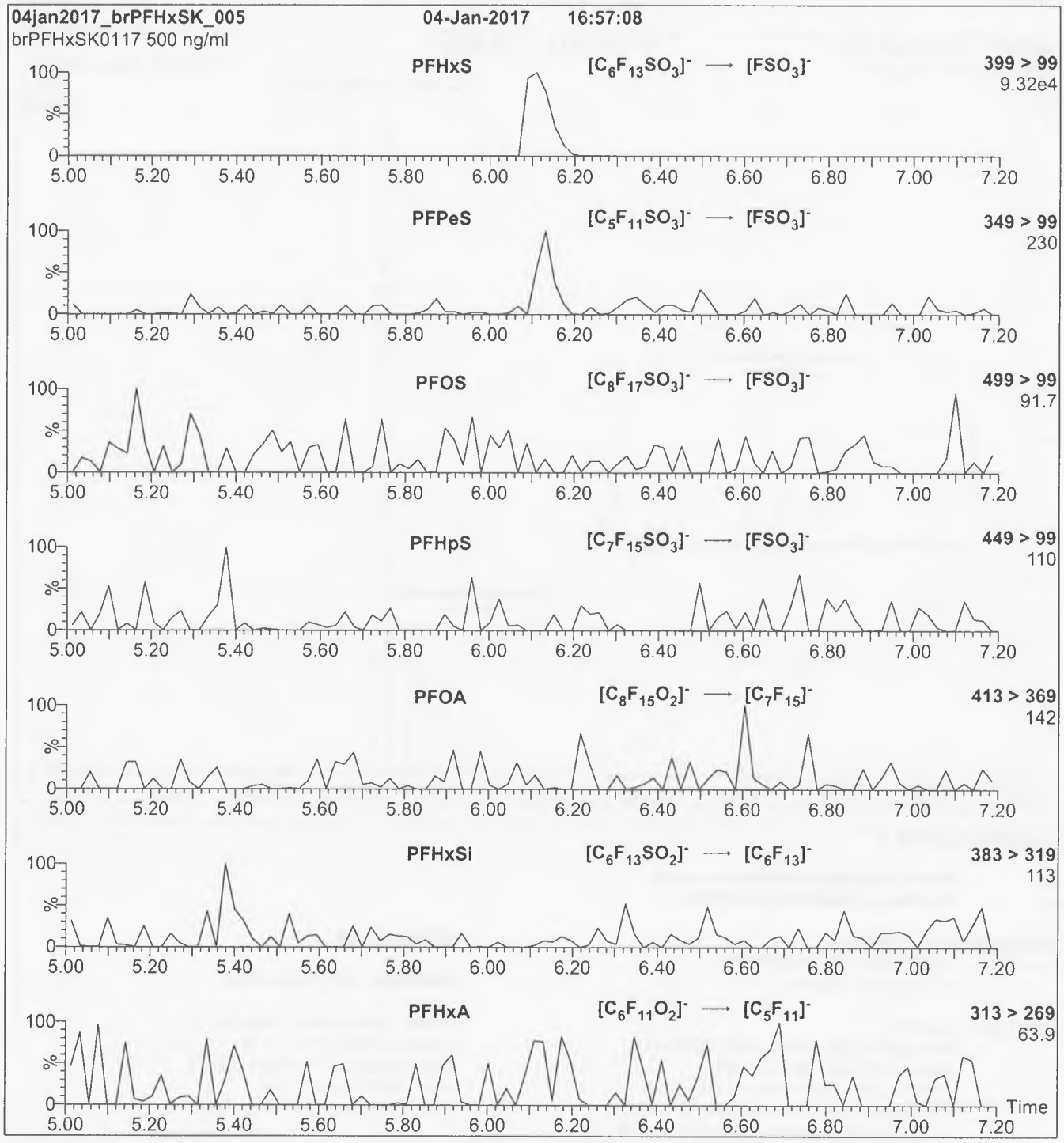

Conditions for Figure 3:

Injection: Direct loop injection
10 µl (500 ng/ml br-PFHxSK)

Mobile phase: Isocratic 80% (80:20 MeOH:ACN) / 20% H_2O
(both with 10 mM NH_4OAc buffer)

Flow: 300 µl/min

MS Parameters

Collision Gas (mbar) = 3.35e-3
Collision Energy (eV) = 30

BATTELLE

It can be done

BDO Id: 180618-07

Reagent Receipt Report

Approved: ☐ Authorized ☐

Name:	Branched PFOS Standard (50 µg/mL	**Received:**	6/18/2018
Vendor:	Wellington Laboratories	**Custodian:**	Thorn, Jonathan
Catalogue No:	br-PFOSK	**Expires:**	1/12/2022
Type:	Solution	**Consumed:**	
Lot No:	brPFOSK0117	**Stored In:**	Sample Preparation - C0103
Quantity:	1 ea mL **% Moisture:** 0		
Description:	Branched PFOS Standard (50 µg/mL)		

Analyte:	CAS No:	Concentration (ug/mL):	Purity:	Density:	Density Units:	Cert	Cert Val:	Lower Limit:	Upper Limit:

Notes:

Approved by: _____ Approved on: _____

Authorized by: _____ Authorized on: _____

180618-07

WELLINGTON LABORATORIES

CERTIFICATE OF ANALYSIS DOCUMENTATION

br-PFOSK

Potassium Perfluorooctanesulfonate Solution/Mixture of Linear and Branched Isomers

PRODUCT CODE:	br-PFOSK
LOT NUMBER:	brPFOSK0117
CONCENTRATION:	50 ± 2.5 µg/ml (total potassium salt)
	46.4 ± 2.3 µg/ml (total PFOS anion)
SOLVENT(S):	Methanol
DATE PREPARED: (mm/dd/yyyy)	01/09/2017
LAST TESTED: (mm/dd/yyyy)	01/12/2017
EXPIRY DATE: (mm/dd/yyyy)	01/12/2022
RECOMMENDED STORAGE:	Store ampoule in a cool, dark place

DESCRIPTION:

The chemical purity has been determined to be ≥98% perfluorooctanesulfonate linear and branched isomers. The full name, structure and percent composition for each of the isomeric components are given in Table A.

DOCUMENTATION/ DATA ATTACHED:

Table A: Isomeric Components and Percent Composition by ^{19}F-NMR
Figure 1: LC/MS Data (TIC and Mass Spectrum)
Figure 2: LC/MS Data (SIR)
Figure 3: LC/MS/MS Data (Selected MRM Transitions)

ADDITIONAL INFORMATION:

- See page 2 for further details.
- A 5-point calibration curve was generated using linear PFOS (potassium salt) and mass-labelled PFOS as an internal standard to enable quantitation of br-PFOSK using isotopic dilution.
- CAS#: 2795-39-3 (for linear isomer; potassium salt).

FOR LABORATORY USE ONLY: NOT FOR HUMAN OR DRUG USE

Wellington Laboratories Inc., 345 Southgate Dr. Guelph ON N1G 3M5 CANADA
519-822-2436 • Fax: 519-822-2849 • info@well-labs.com

INTENDED USE:

The products prepared by Wellington Laboratories Inc. are for laboratory use only. This certified reference material (CRM) was designed to be used as a standard for the identification and/or quantification of the specific chemical compounds it contains.

HAZARDS:

This product should only be used by qualified personnel familiar with its potential hazards and trained in the handling of hazardous chemicals. Due care should be exercised to prevent unnecessary human contact or ingestion. All procedures should be carried out in a well-functioning fume hood and suitable gloves, eye protection, and clothing should be worn at all times. Waste should be disposed of according to national and regional regulations. Safety Data Sheets (SDSs) are available upon request.

SYNTHESIS / CHARACTERIZATION:

Where possible, all of our products are synthesized using single-product unambiguous routes. They are then characterized, and their structures and purities confirmed, using a combination of the most relevant techniques, such as NMR, GC/MS, LC/MS/MS, SFC/UV/MS/MS, x-ray crystallography, and melting point. Isotopic purities of mass-labelled compounds are also confirmed using HRGC/HRMS and/or LC/MS/MS.

HOMOGENEITY:

Prior to solution preparation, crystalline material is tested for homogeneity using a variety of techniques (as stated above) and its solubility in a given diluent is taken into consideration. Duplicate solutions of a new product are prepared from the same crystalline lot and, after the addition of an appropriate internal standard, they are compared by GC/MS, LC/MS/MS and/or SFC/UV/MS/MS. The relative response factors of the analyte of interest in each solution are required to be <5% RSD. New solution lots of existing products are compared to older lots in the same manner, which further confirms the homogeneity of the crystalline material as well as the stability and homogeneity of the solutions in the storage containers.

UNCERTAINTY:

The maximum combined relative standard uncertainty of our reference standard solutions is calculated using the following equation:

The combined relative standard uncertainty, $u_c(y)$, of a value y and the uncertainty of the independent parameters x_1, x_2,...x_n on which it depends is:

$$u_c(y(x_1, x_2, \ldots x_n)) = \sqrt{\sum_{i=1}^{n} u(y, x_i)^2}$$

where x is expressed as a relative standard uncertainty of the individual parameter.

The individual uncertainties taken into account include those associated with weights (calibration of the balance) and volumes (calibration of the volumetric glassware). An expanded maximum combined percent relative uncertainty of ±5% (calculated with a coverage factor of 2 and a level of confidence of 95%) is stated on the Certificate of Analysis for all of our products.

TRACEABILITY:

All reference standard solutions are traceable to specific crystalline lots. The microbalances used for solution preparation are regularly tested by an external ISO/IEC 17025 accredited calibration company. In addition, their calibration is verified prior to each weighing using NIST and/or NRC traceable external weights. All volumetric glassware used is of Class A tolerance and has been tested according to the appropriate ASTM procedures, which are ultimately traceable to NIST. For certain products, traceability to international interlaboratory studies has also been established.

EXPIRY DATE / PERIOD OF VALIDITY:

Ongoing stability studies of this product have demonstrated stability in its composition and concentration, until the specified expiry date, in the unopened ampoule. Monitoring for any degradation or change in concentration of the listed analyte(s) is performed on a routine basis.

LIMITED WARRANTY:

At the time of shipment, all products are warranted to be free of defects in material and workmanship and to conform to the stated technical and purity specifications.

QUALITY MANAGEMENT:

This product was produced using a Quality Management System registered to the latest versions of ISO 9001 by SAI Global, ISO/IEC 17025 by the Canadian Association for Laboratory Accreditation Inc. (CALA; A 1226), and ISO GUIDE 34 by ANSI-ASQ National Accreditation Board (ANAB; AR-1523).

CALA Testing Accreditation No. A1226

ANAB ACCREDITED REFERENCE MATERIAL PRODUCER

For additional information or assistance concerning this or any other products from Wellington Laboratories Inc., please visit our website at www.well-labs.com or contact us directly at info@well-labs.com

Table A: **br-PFOSK; Isomeric Components and Percent Composition (by ^{19}F-NMR)***

Isomer	Name	Structure	Percent Composition by ^{19}F-NMR
1	Potassium perfluoro-1-octanesulfonate	$CF_3CF_2CF_2CF_2CF_2CF_2CF_2CF_2SO_3^-K^+$	78.8
2	Potassium 1-trifluoromethylperfluoroheptanesulfonate**	$CF_3CF_2CF_2CF_2CF_2CF_2CF(CF_3)SO_3^-K^+$	1.2
3	Potassium 2-trifluoromethylperfluoroheptanesulfonate	$CF_3CF_2CF_2CF_2CF_2CF(CF_3)CF_2SO_3^-K^+$	0.6
4	Potassium 3-trifluoromethylperfluoroheptanesulfonate	$CF_3CF_2CF_2CF_2CF(CF_3)CF_2CF_2SO_3^-K^+$	1.9
5	Potassium 4-trifluoromethylperfluoroheptanesulfonate	$CF_3CF_2CF_2CF(CF_3)CF_2CF_2CF_2SO_3^-K^+$	2.2
6	Potassium 5-trifluoromethylperfluoroheptanesulfonate	$CF_3CF_2CF(CF_3)CF_2CF_2CF_2CF_2SO_3^-K^+$	4.5
7	Potassium 6-trifluoromethylperfluoroheptanesulfonate	$CF_3CF(CF_3)CF_2CF_2CF_2CF_2CF_2SO_3^-K^+$	10.0
8	Potassium 5,5-di(trifluoromethyl)perfluorohexanesulfonate	$CF_3C(CF_3)CF_2CF_2CF_2CF_2SO_3^-K^+$	0.2
9	Potassium 4,4-di(trifluoromethyl)perfluorohexanesulfonate	$CF_3CF_2C(CF_3)CF_2CF_2CF_2SO_3^-K^+$	0.03
10	Potassium 4,5-di(trifluoromethyl)perfluorohexanesulfonate	$CF_3CF(CF_3)CF_2CF_2CF_2SO_3^-K^+$	0.4
11	Potassium 3,5-di(trifluoromethyl)perfluorohexanesulfonate	$CF_3CF(CF_3)CF_2CF(CF_3)CF_2SO_3^-K^+$	0.07

* Percent of total perfluorooctanesulfonate isomers only. Isomers are labelled in Figure 2.
** Systematic Name: Potassium perfluorooctane-2-sulfonate.

Certified By: _____ **Date:** 01/20/2017
B.G. Chittim (mm/dd/yyyy)

Figure 1: **br-PFOSK; LC/MS Data (TIC and Mass Spectrum)**

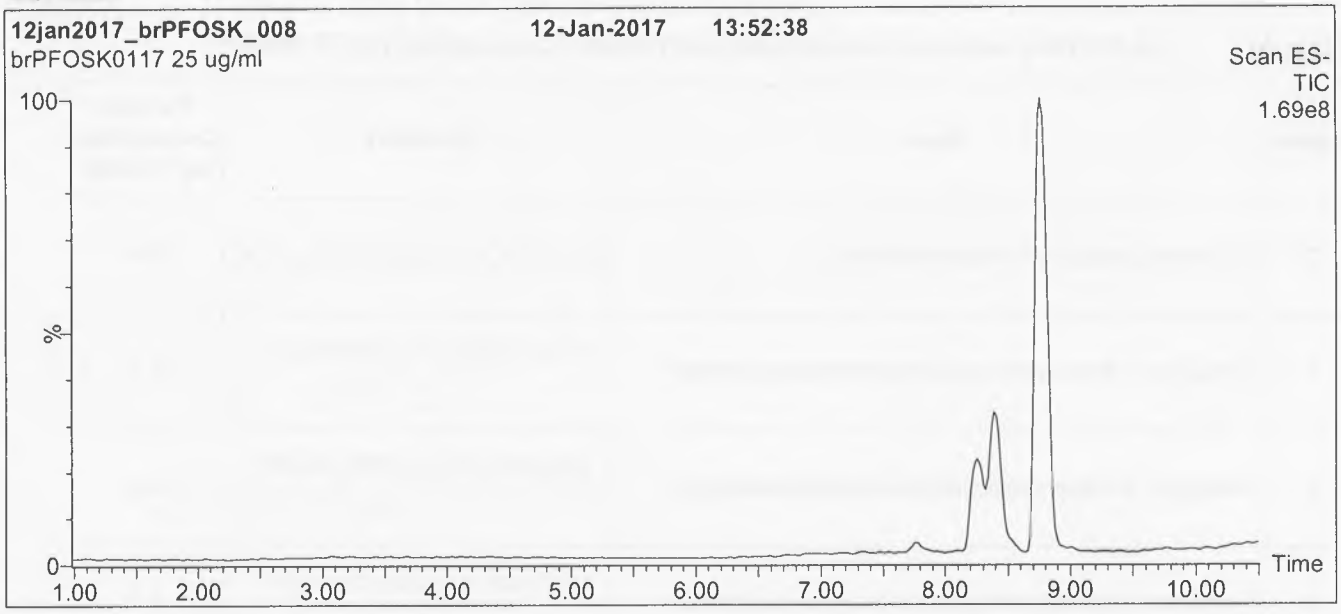

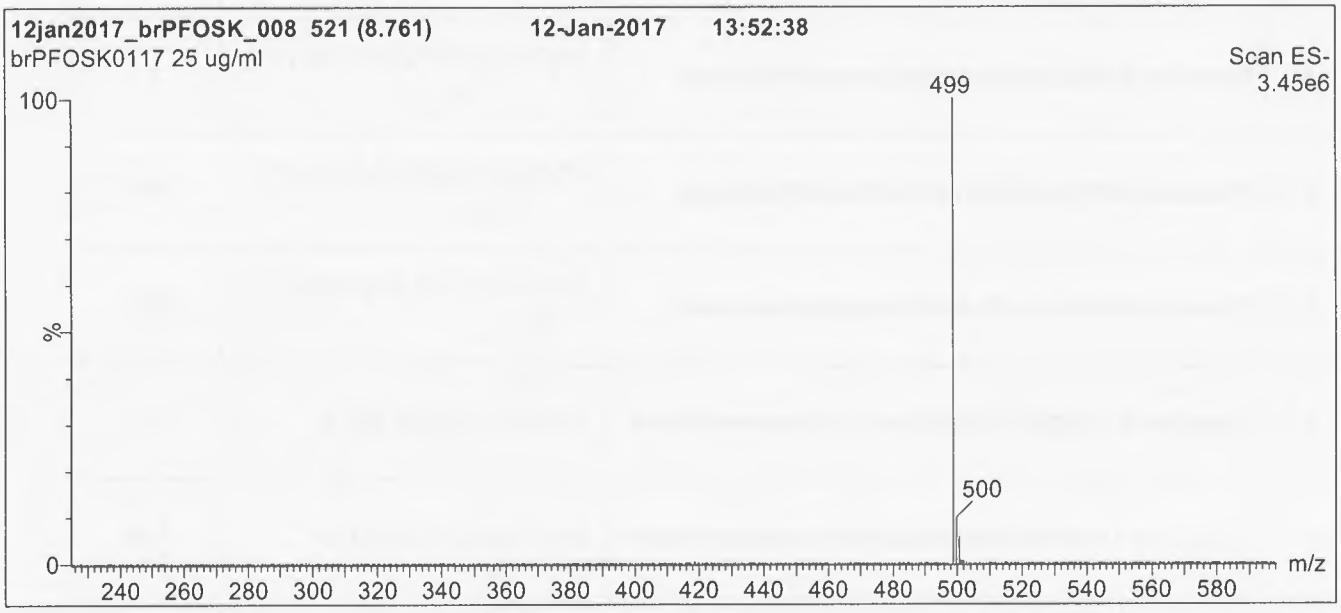

Conditions for Figure 1:

LC: **Waters Acquity Ultra Performance LC**
MS: **Micromass Quattro *micro* API MS**

Chromatographic Conditions

Column: Acquity UPLC BEH Shield RP_{18}
1.7 µm, 2.1 x 100 mm

Mobile phase: Gradient
Start: 45% (80:20 MeOH:ACN) / 55% H_2O
(both with 10 mM NH_4OAc buffer)
Ramp to 90% organic over 12 min and hold for 2 min.
Return to initial conditions over 0.5 min.
Time: 16 min

Flow: 300 µl/min

MS Parameters

Experiment: Full Scan (225 - 850 amu)

Source: Electrospray (negative)
Capillary Voltage (kV) = 3.00
Cone Voltage (V) = 60.00
Cone Gas Flow (l/hr) = 50
Desolvation Gas Flow (l/hr) = 750

Figure 2: **br-PFOSK; LC/MS Data (SIR)**

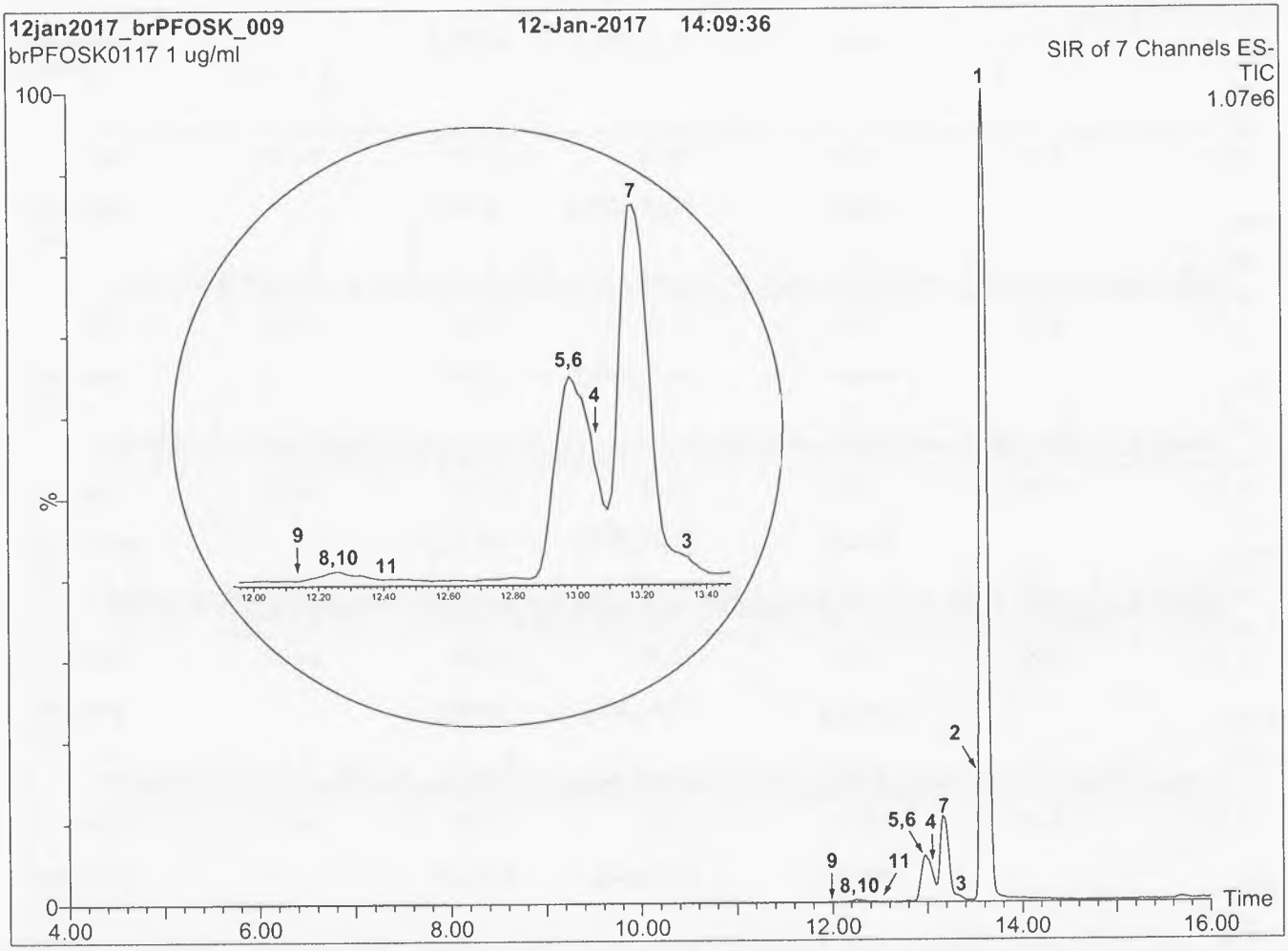

Conditions for Figure 2:

LC: **Waters Acquity Ultra Performance LC**
MS: **Micromass Quattro *micro* API MS**

Chromatographic Conditions:

Column:	Acquity UPLC BEH Shield RP_{18} (1.7 µm, 2.1 x 100 mm)
Injection:	1.0 µg/ml of br-PFOSK
Mobile Phase:	Gradient 45% (80:20 MeOH:ACN) / 55% H_2O (both with 10 mM NH_4OAc buffer) Ramp to 90% organic over 15 min and hold for 3 min. Return to initial conditions over 1 min. Time: 20 min
Flow:	300 µl/min

MS Conditions:

SIR (ES^-)
Source = 110 °C
Desolvation = 325 °C
Cone Voltage = 60V

Figure 3: **br-PFOSK; LC/MS/MS Data (Selected MRM Transitions)**

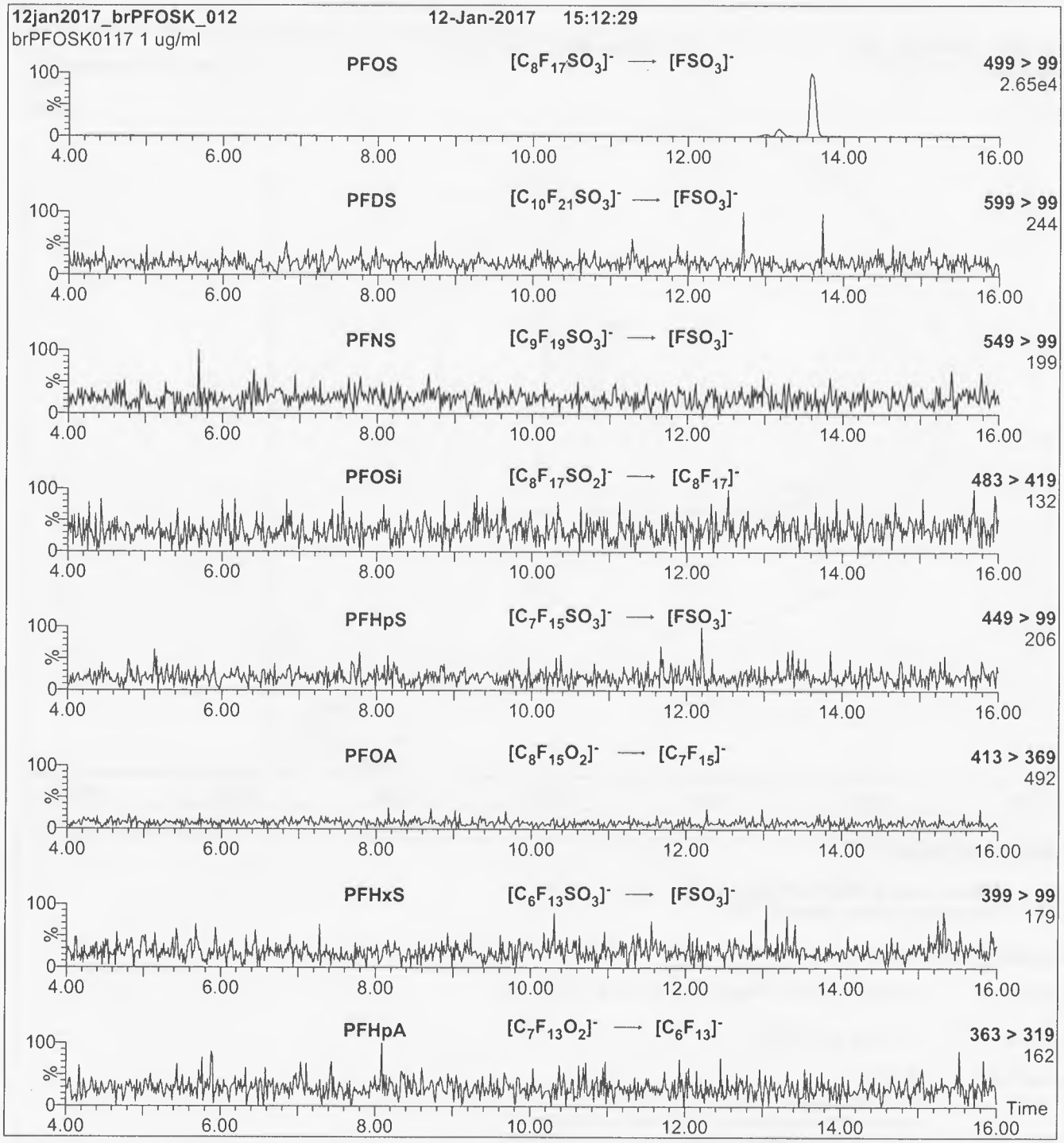

Conditions for Figure 3:

Injection: On-column

Mobile phase: Same as Figure 2

Flow: 300 µl/min

MS Parameters

Collision Gas (mbar) = 3.31e-3
Collision Energy (eV) = 11-50 (variable)

Absolute Standards, Inc.
800-368-1131
www.absolutestandards.com

Certified Reference Material CRM

ISO 9001 QS Registered
ISO 17025 & 35243 Accredited
Scopes: http://AbsoluteStandards.com

CERTIFIED WEIGHT REPORT

180705-02

Part Number: 99207
Lot Number: 061918
Description: PFOA - DOD
24 components
Expiration Date: 061923
Recommended Storage: Freezer (0 °C)
Nominal Concentration (µg/mL): 1.0
NIST Test ID#: 2684186

Solvent(s):	Lot#	
Methanol (1 mM KOH)	061918	(98%)
2-Propanol	23214	(2%)

5E-05 Balance Uncertainty
Volume(s) shown below were combined and diluted to (mL): 50.0 0.007 Flask Uncertainty

Formulated By:	Mario Luis	061918 DATE
Reviewed By:	Pedro L. Rentas	061918 DATE

Note: All assigned values are anion concentrations.

	Compound	Part Number	Lot Number	Dilution Factor	Initial Vol. (mL)	Uncertainty Pipette (mL)	Initial Conc.(µg/mL)	Final Conc.(µg/mL)	Expanded Uncertainty (+/-) (µg/mL)	SDS Information (Solvent Safety Info. On Attached pg.) CAS#	OSHA PEL (TWA)	LD50
1.	Perfluoro-n-butanoic acid (linear)	99542	110317	0.02	1.00	0.004	50.2	1.00	0.01	375-22-4	N/A	N/A
2.	Perfluoro-n-pentanoic acid	99543	110317	0.02	1.00	0.004	50.7	1.01	0.01	2706-90-3	N/A	N/A
3.	Perfluorohexanoic acid	99199	030617	0.02	1.00	0.004	50.3	1.01	0.01	307-24-4	N/A	N/A
4.	Perfluoroheptanoic acid	99197	030517	0.02	1.00	0.004	50.1	1.00	0.01	375-85-9	N/A	N/A
5.	Perfluorooctanoic acid	99202	030617	0.02	1.00	0.004	50.2	1.00	0.01	335-67-1	N/A	ipr-rat 189mg/kg
6.	Perfluorononanoic acid	99200	030617	0.02	1.00	0.004	50.1	1.00	0.01	375-95-1	N/A	N/A
7.	Perfluorodecanoic acid	99195	030617	0.02	1.00	0.004	50.1	1.00	0.01	335-76-2	N/A	orl-rat 57mg/kg
8.	Perfluoroundecanoic acid	99205	030617	0.02	1.00	0.004	50.1	1.00	0.01	2058-94-8	N/A	N/A
9.	Tricosafluorododecanoic acid	99196	030617	0.02	1.00	0.004	50.1	1.00	0.01	307-55-1	N/A	N/A
10.	Perfluorotridecanoic acid	99204	030617	0.02	1.00	0.004	50.1	1.00	0.01	72629-94-8	N/A	N/A
11.	Perfluorotetradecanoic acid	99203	030617	0.02	1.00	0.004	50.1	1.00	0.01	376-06-7	N/A	N/A
12.	Perfluoro-1-octanesulfonamide	3677	FOSA0817I	0.02	1.00	0.004	50.0	1.00	0.01	754-91-6	N/A	N/A
13.	N-Methylperfluoro-1-octanesulfonamidoacetic acid	3667	NMeFOSAA0118	0.02	1.00	0.004	50.0	1.00	0.01	2355-31-9	N/A	N/A
14.	N-Ethylperfluoro-1-octanesulfonamidoacetic acid	3664	NEtFOSAA0118	0.02	1.00	0.004	50.0	1.00	0.01	2991-50-6	N/A	N/A
15.	Perfluorobutanesulfonic acid	99194	031017	0.02	1.00	0.004	50.7	1.01	0.01	375-73-5	N/A	N/A
16.	Perfluoro-1-pentanesulfonate	99544	111017	0.02	0.98	0.004	51.3	1.00	0.01	630402-22-1	N/A	N/A
17.	Perfluorohexanesulfonic acid (branched)	99198	030617	0.02	1.00	0.004	50.6	1.01	0.01	3871-99-6	N/A	N/A
18.	Perfluoro-1-heptanesulfonic acid	3672	LPFHpS0817	0.021	1.05	0.004	47.6	1.00	0.01	375-92-8	N/A	N/A
19.	Heptadecafluorooctanesulfonic acid (branched)	99201	030617	0.02	1.00	0.004	50.2	1.00	0.01	1763-23-1	N/A	N/A
20.	Perfluoro-1-nonanesulfonic acid	3957	LPFNS0917	0.021	1.05	0.004	48.0	1.01	0.01	98789-57-2	N/A	N/A
21.	Perfluoro-1-decanesulfonic acid	3671	LPFDS0217	0.021	1.05	0.004	48.2	1.01	0.01	2806-15-7	N/A	N/A
22.	1H,1H,2H,2H-Perfluorohexane sulfonic acid	3955	42FTS1216	0.0214	1.07	0.004	46.7	1.00	0.01	00-00-0	N/A	N/A
23.	1H,1H,2H,2H-Perfluorooctane sulfonic acid	3661	62FTS0616	0.021	1.05	0.004	47.4	1.00	0.01	27619-97-2	N/A	N/A
24.	1H,1H,2H,2H-Perfluorodecane sulfonic acid	3662	82FTS1216	0.021	1.05	0.004	47.9	1.01	0.01	39108-34-4	N/A	N/A

Peak No.	Analyte	MSD RT (min.)
1	Perfluoro-n-butanoic acid (PFBA)	5.08
2	Perfluoro-n-pentanoic acid (PFPeA)	6.42
3	Perfluorobutanesulfonate (PFBS)	7.59
4	(Na) 1H,1H,2H,2H-Perfluorohexane sulfonate (4:2FTS)	8.96
5	Perfluorohexanoic acid (PFHxA)	9.42
6	(Na) Perfluoro-1-pentanesulfonate (L-PFPeS)	10.17
7	Perfluoroheptanoic acid (PFHpA)	11.89
8	Perfluorohexanesulfonic acid (branched) (br-PFHxS)	11.96
9	Perfluorohexanesulfonic acid (branched) (br-PFHxS)	12.46
10	(Na) 1H,1H,2H,2H-Perfluorooctane sulfonate (6:2FTS)	13.89
11	Perfluorooctanoic acid (PFOA)	14.19
12	(Na) Perfluoro-1-heptanesulfonate (L-PFHpS)	14.63
13	Heptadecafluorooctanesulfonic acid (branched)	15.97
14	Perfluorononanoic acid (PFNA)	16.21
15	Heptadecafluorooctanesulfonic acid (branched)	16.49
16	(Na) 1H,1H,2H,2H-Perfluorodecane sulfonate (8:2FTS)	17.55
17	Perfluorodecanoic acid (PFDA)	17.65
18	(Na) Perfluoro-1-nonanesulfonate (L-PFNS)	17.79
19	N-Methylperfluoro-1-octanesulfonamidoacetic acid (N-MePOSAA)	18.17
20	Perfluoro-1-octanesulfonamide (FOSA-1)	18.43
21	N-Ethylperfluoro-1-octanesulfonamidoacetic acid (N-EtFOSAA)	18.64
22	Perfluoroundecanoic acid (PFUdA)	18.65
23	(Na) Perfluoro-1-decanesulfonate (L-PFDS)	18.72
24	Tricosafluorododecanoic acid (PFDoA)	19.42
25	Perfluorotridecanoic acid (PFTrDA)	20.06
26	Perfluorotetradecanoic acid (PFTeDA)	20.60

- The certified value is the concentration calculated from gravimetric and volumetric measurements unless otherwise stated.
- Standards are prepared gravimetrically using balances that are calibrated with weights traceable to NIST (see above).
- Standards are certified (+/-) 0.5% of the stated value, unless otherwise stated.
- All Standards, after opening ampule, should be stored with caps tight and under appropriate laboratory conditions.
- Uncertainty Reference: Taylor, B.N. and Kuyat, C.E., "Guidelines for Evaluating and Expressing the Uncertainty of NIST Measurement Result," NIST Technical Note 1297, U.S. Government Printing Office, Washington, DC, (1994).

Method: 537M2
Column: Advantage High Load (150mm X 2.1mm ID X 5µm df)
Column Temp.=40°C
Flowrate=0.3mL/min.
Injection Volume=1µL
Mobile Phase:
Solvent A=10mM Ammonium Acetate in Water
Solvent B=10mM Ammonium Acetate in Methanol:Acetonitrile (80:20)
Mobile Phase Profile:
Time=00 60%A:40%B
Time=04 45%A:55%B
Time=11 30%A:70%B
Time=16 10%A:90%B
Time=17 10%A:90%B
Time=27 60%A:40%B
Detector: MSD (API-ES, Negative Polarity, Scan mode)
Analyst: Pedro Rentas

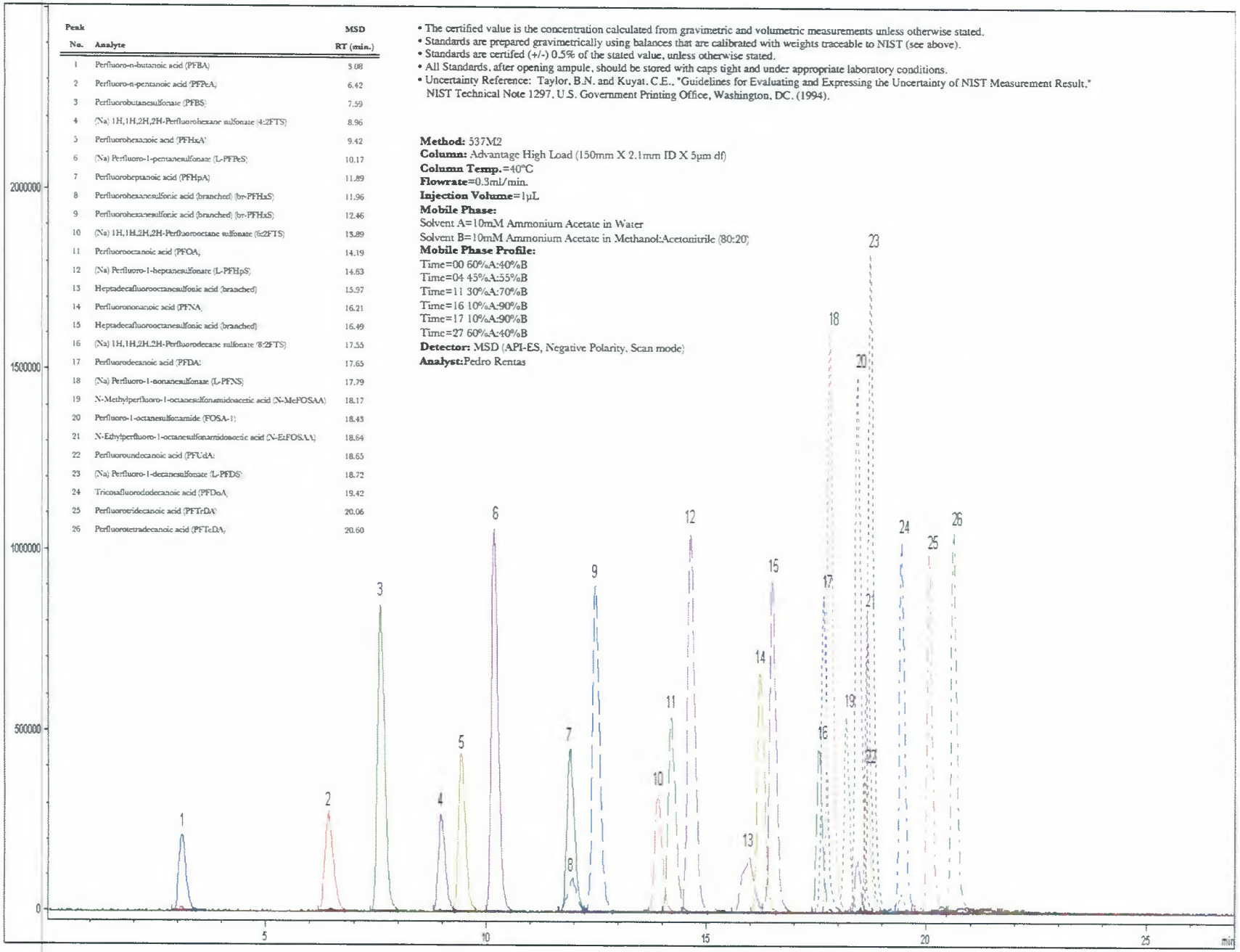

BATTELLE

It can be done

BDO Id: 180726-04

Reagent Receipt Report

Approved: ☑ Authorized ☐

Name:	Mass-labelled PFAS injection standar	**Received:**	7/26/2018
Vendor:	Wellington Laboratories	**Custodian:**	Thorn, Jonathan
Catalogue No:	MPFAC-C-IS	**Expires:**	5/2/2022
Type:	Solution	**Consumed:**	
Lot No:	MPFACCIS0516	**Stored In:**	LC Laboratory - R0107
Quantity:	2 ea 1.2 mL **% Moisture:** 0		
Description:	Mass-labelled PFAS injection standards		

Analyte:	CAS No:	Concentration (ug/mL):	Purity:	Density:	Density Units:	Cert	Cert Val:	Lower Limit:	Upper Limit:
13C2-PFDA	BDO-2110	2.0000	100.00	--	--	☐			
13C2-PFOA	BDO-2107	2.0000	100.00	--	--	☐			
13C3-PFBA	BDO-2231	2.0000	100.00	--	--	☐			
13C4-PFOS	BDO-2121	1.9140	100.00	--	--	☐			

Total Analytes: 4

Notes:

Approved by:	Lizotte Jr, Robert	**Approved on:**	7/27/2018 11:10:00 AM
Authorized by:		**Authorized on:**	

WELLINGTON LABORATORIES

CERTIFICATE OF ANALYSIS
DOCUMENTATION

MPFAC-C-IS

Mass-Labelled Perfluorinated Compound Injection Standards Solution

PRODUCT CODE:	MPFAC-C-IS
LOT NUMBER:	MPFACCIS0516
SOLVENT(S):	Methanol / Water (<1%)
DATE PREPARED: (mm/dd/yyyy)	05/24/2016
LAST TESTED: (mm/dd/yyyy)	05/02/2017
EXPIRY DATE: (mm/dd/yyyy)	05/02/2022
RECOMMENDED STORAGE:	Store ampoule in a cool, dark place

DESCRIPTION:

MPFAC-C-IS is a solution/mixture of mass-labelled (^{13}C) perfluoroalkylcarboxylic acids and a mass-labelled (^{13}C) perfluoroalkylsulfonate. The components and their concentrations are given in Table A.

MPFAC-C-IS was designed for, and prepared to be used with, PFC-CVS-C.

The individual mass-labelled perfluoroalkylcarboxylic acids and mass-labelled perfluoroalkylsulfonate all have chemical purities of >98% and isotopic purities of ≥99%.

DOCUMENTATION/ DATA ATTACHED:

Table A: Components and Concentrations of the Solution/Mixture
Figure 1: LC/MS Data (SIR)
Figure 2: LC/MS/MS Data (Selected MRM Transitions)

ADDITIONAL INFORMATION:

- See page 2 for further details.
- The mass-labelled perfluoroalkylsulfonate compound concentration is reported as the salt.
- Contains 4 mole eq. of NaOH to prevent conversion of the carboxylic acids to their respective methyl esters.

FOR LABORATORY USE ONLY: NOT FOR HUMAN OR DRUG USE

Wellington Laboratories Inc., 345 Southgate Dr. Guelph ON N1G 3M5 CANADA
519-822-2436 • Fax: 519-822-2849 • info@well-labs.com

INTENDED USE:

The products prepared by Wellington Laboratories Inc. are for laboratory use only. This certified reference material (CRM) was designed to be used as a standard for the identification and/or quantification of the specific chemical compounds it contains.

HAZARDS:

This product should only be used by qualified personnel familiar with its potential hazards and trained in the handling of hazardous chemicals. Due care should be exercised to prevent unnecessary human contact or ingestion. All procedures should be carried out in a well-functioning fume hood and suitable gloves, eye protection, and clothing should be worn at all times. Waste should be disposed of according to national and regional regulations. Safety Data Sheets (SDSs) are available upon request.

SYNTHESIS / CHARACTERIZATION:

Where possible, all of our products are synthesized using single-product unambiguous routes. They are then characterized, and their structures and purities confirmed, using a combination of the most relevant techniques, such as NMR, GC/MS, LC/MS/MS, SFC/UV/MS/MS, x-ray crystallography, and melting point. Isotopic purities of mass-labelled compounds are also confirmed using HRGC/HRMS and/or LC/MS/MS.

HOMOGENEITY:

Prior to solution preparation, crystalline material is tested for homogeneity using a variety of techniques (as stated above) and its solubility in a given diluent is taken into consideration. Duplicate solutions of a new product are prepared from the same crystalline lot and, after the addition of an appropriate internal standard, they are compared by GC/MS, LC/MS/MS and/or SFC/UV/MS/MS. The relative response factors of the analyte of interest in each solution are required to be <5% RSD. New solution lots of existing products, as well as mixtures and calibration solutions, are compared to older lots in a similar manner, which further confirms the homogeneity of the crystalline material as well as the stability and homogeneity of the solutions in the storage containers. In order to maintain the integrity of the assigned value(s), and associated uncertainty, the dilution or injection of a subsample of this product should be performed using calibrated measuring equipment.

UNCERTAINTY:

The maximum combined relative standard uncertainty of our reference standard solutions is calculated using the following equation:

The combined relative standard uncertainty, $u_c(y)$, of a value y and the uncertainty of the independent parameters $x_1, x_2, \ldots x_n$ on which it depends is:

$$u_c(y(x_1, x_2, \ldots x_n)) = \sqrt{\sum_{i=1}^{n} u(y, x_i)^2}$$

where x is expressed as a relative standard uncertainty of the individual parameter.

The individual uncertainties taken into account include those associated with weights (calibration of the balance) and volumes (calibration of the volumetric glassware). An expanded maximum combined percent relative uncertainty of ±5% (calculated with a coverage factor of 2 and a level of confidence of 95%) is stated on the Certificate of Analysis for all of our products.

TRACEABILITY:

All reference standard solutions are traceable to specific crystalline lots. The microbalances used for solution preparation are regularly tested by an external ISO/IEC 17025 accredited calibration company. In addition, their calibration is verified prior to each weighing using calibrated NIST and/or NRC traceable external weights. All volumetric glassware used is calibrated, of Class A tolerance, and has been tested according to the appropriate ASTM procedures, which are ultimately traceable to NIST. For certain products, traceability to international interlaboratory studies has also been established.

EXPIRY DATE / PERIOD OF VALIDITY:

Ongoing stability studies of this product have demonstrated stability in its composition and concentration, until the specified expiry date, in the unopened ampoule. Monitoring for any degradation or change in concentration of the listed analyte(s) is performed on a routine basis.

LIMITED WARRANTY:

At the time of shipment, all products are warranted to be free of defects in material and workmanship and to conform to the stated technical and purity specifications.

QUALITY MANAGEMENT:

This product was produced using a Quality Management System registered to the latest versions of ISO 9001 by SAI Global, ISO/IEC 17025 by the Canadian Association for Laboratory Accreditation Inc. (CALA; A 1226), and ISO GUIDE 34 by ANSI-ASQ National Accreditation Board (ANAB; AR-1523).

CALA Testing Accreditation No. A1226

ANAB ACCREDITED ISO 17025 REFERENCE MATERIAL PRODUCER

For additional information or assistance concerning this or any other products from Wellington Laboratories Inc., please visit our website at www.well-labs.com or contact us directly at info@well-labs.com

Table A: **MPFAC-C-IS; Components and Concentrations (ng/ml; ± 5% in Methanol / Water (<1%))**

Compound	Abbreviation	Concentration (ng/ml)	Peak Assignment in Figure 1
Perfluoro-n-[2,3,4-$^{13}C_3$]butanoic acid	M3PFBA	2000	A
Perfluoro-n-[1,2-$^{13}C_2$]octanoic acid	M2PFOA	2000	B
Perfluoro-n-[1,2-$^{13}C_2$]decanoic acid	MPFDA	2000	D
Sodium perfluoro-1-[1,2,3,4-$^{13}C_4$]octanesulfonate	MPFOS	2000 ①	C

① 1914 when corrected for sodium
JMT 7/26/2017

Certified By: _____ **Date:** 05/04/2017
(mm/dd/yyyy)
B.G. Chittim, General Manager

Figure 1: **MPFAC-C-IS; LC/MS Data (Total Ion Current Chromatogram; SIR)**

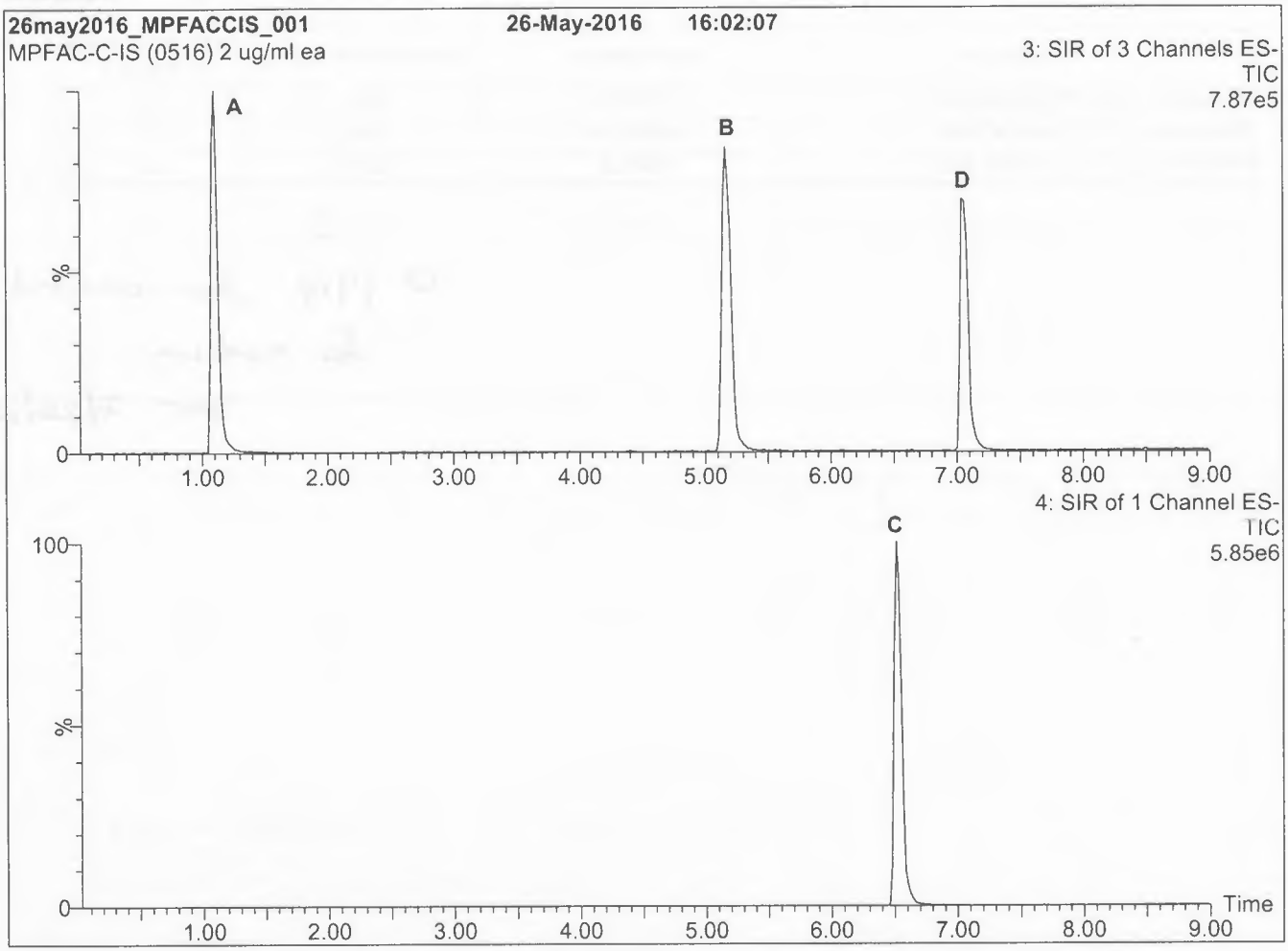

Conditions for Figure 1:

LC: **Waters Acquity Ultra Performance LC**
MS: **Micromass Quattro *micro* API MS**

Chromatographic Conditions

Column: Acquity UPLC BEH Shield RP_{18}
1.7 µm, 2.1 x 100 mm

Mobile phase: Gradient
Start: 50% (80:20 MeOH:ACN) / 50% H_2O
(both with 10 mM NH_4OAc buffer)
Ramp to 90% organic over 8 min
and hold for 2 min before returning
to initial conditions in 1 min.
Time: 12 min

Flow: 300 µl/min

MS Parameters

Experiment: SIR

Source: Electrospray (negative)
Capillary Voltage (kV) = 2.00
Cone Voltage (V) = variable (10-80)
Cone Gas Flow (l/hr) = 50
Desolvation Gas Flow (l/hr) = 750

Figure 2: **MPFAC-C-IS; LC/MS/MS Data (Selected MRM Transitions)**

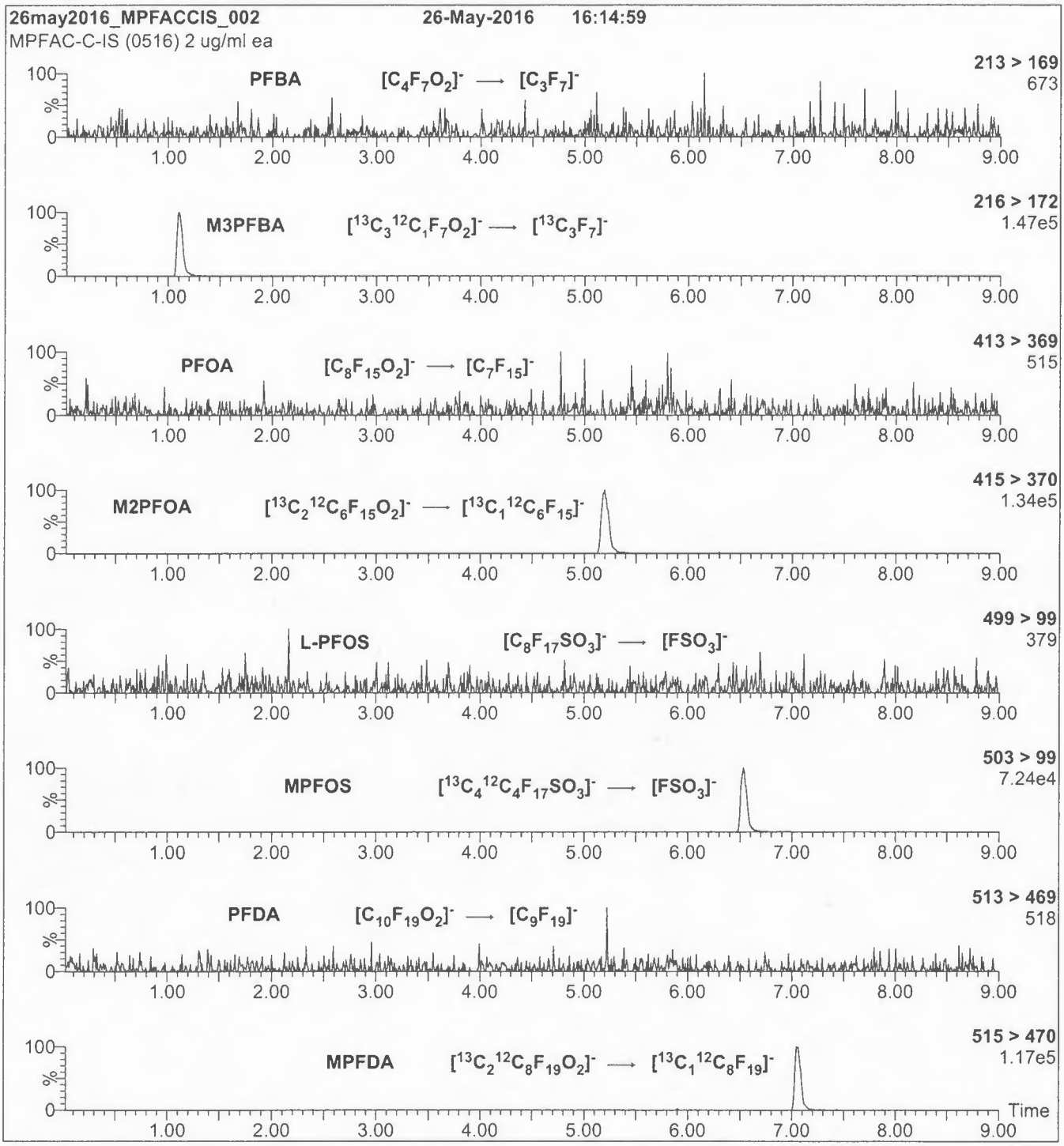

Conditions for Figure 2:

Injection: On-column (MPFAC-C-IS)

Mobile phase: Same as Figure 1

Flow: 300 µl/min

MS Parameters

Collision Gas (mbar) = 3.50e-3

Collision Energy (eV) = 8-50 (variable)

BATTELLE

It can be done

BDO Id: 180726-05

Reagent Receipt Report

Approved: ☑ Authorized ☐

Name: Mass-labelled PFAS Extraction Stand
Vendor: Wellington Laboratories
Catalogue No: MPFAC-24ES
Type: Solution
Lot No: MPFAC24ES0218
Quantity: 2 ea 1.2 mL **% Moisture:** 0
Description: Mass-labelled PFAS Extraction Standard Solution

Received: 7/26/2018
Custodian: Thorn, Jonathan
Expires: 2/7/2023
Consumed:
Stored In: LC Laboratory - R0107

Analyte:	CAS No:	Concentration (ug/mL):	Purity:	Density:	Density Units:	Cert	Cert Val:	Lower Limit:	Upper Limit:
13C2-4:2FTS	BDO-2229	0.9350	100.00	--	--	☐			
13C2-6:2FTS	BDO-2230	0.9490	100.00	--	--	☐			
13C2-8:2FTS	BDO-2220	0.9580	100.00	--	--	☐			
13C2-PFDoA	BDO-2112	1.0000	100.00	--	--	☐			
13C2-PFTeDA	BDO-2224	1.0000	100.00	--	--	☐			
13C3-PFBS	BDO-2226	0.9290	100.00	--	--	☐			
13C3-PFHxS	BDO-2227	0.9460	100.00	--	--	☐			
13C4-PFBA	BDO-2105	1.0000	100.00	--	--	☐			
13C4-PFHpA	BDO-2218	1.0000	100.00	--	--	☐			
13C5-PFHxA	BDO-2217	1.0000	100.00	--	--	☐			
13C5-PFPeA	BDO-2216	1.0000	100.00	--	--	☐			
13C6-PFDA	BDO-2222	1.0000	100.00	--	--	☐			
13C7-PFUnA	BDO-2223	1.0000	100.00	--	--	☐			
13C8-FOSA	BDO-2225	1.0000	100.00	--	--	☐			
13C8-PFOA	BDO-2219	1.0000	100.00	--	--	☐			
13C8-PFOS	BDO-2228	0.9570	100.00	--	--	☐			
13C9-PFNA	BDO-2221	1.0000	100.00	--	--	☐			
d3-MeFOSAA	BDO-1838	1.0000	100.00	--	--	☐			
d5-EtFOSAA	BDO-1839	1.0000	100.00	--	--	☐			

Total Analytes: 19

Notes:

Approved by: Lizotte Jr, Robert
Approved on: 7/27/2018 11:10:00 AM
Authorized by:
Authorized on:

WELLINGTON LABORATORIES

CERTIFICATE OF ANALYSIS DOCUMENTATION

MPFAC-24ES

Mass-Labelled Per- and Poly-fluoroalkyl Substance Extraction Standard Solution

PRODUCT CODE:	MPFAC-24ES
LOT NUMBER:	MPFAC24ES0218
SOLVENT(S):	Methanol / Isopropanol (2%) / Water (<1%)
DATE PREPARED: (mm/dd/yyyy)	02/07/2018
LAST TESTED: (mm/dd/yyyy)	02/07/2018
EXPIRY DATE: (mm/dd/yyyy)	02/07/2023
RECOMMENDED STORAGE:	Refrigerate ampoule

DESCRIPTION:

MPFAC-24ES is a solution/mixture of ten mass-labelled (^{13}C) perfluoroalkylcarboxylic acids (C_4-C_{12} and C_{14}), three mass-labelled (^{13}C) perfluoroalkylsulfonates (C_4, C_6, and C_8), three mass-labelled (^{13}C) telomer sulfonates (4:2, 6:2, and 8:2), two mass-labelled (^{2}H) perfluorooctanesulfonamidoacetic acids, and perfluoro-1-[$^{13}C_8$]octanesulfonamide. The components and their concentrations are given in Table A.

The individual mass-labelled perfluoroalkylcarboxylic acids, mass-labelled perfluoroalkylsulfonates, mass-labelled telomer sulfonates, and perfluoro-1-[$^{13}C_8$]octanesulfonamide all have chemical purities of >98% and isotopic purities of ≥99%. The individual mass-labelled perfluorooctanesulfonamidoacetic acids all have chemical purities of >98% and isotopic purities of ≥98%.

DOCUMENTATION/ DATA ATTACHED:

Table A: Components and Concentrations of the Solution/Mixture
Figure 1: LC/MS Data (SIR)
Figure 2: LC/MS/MS Data (Selected MRM Transitions)

ADDITIONAL INFORMATION:

- See page 2 for further details.
- Contains 4 mole eq. of NaOH to prevent conversion of the carboxylic acids to their respective methyl esters.

FOR LABORATORY USE ONLY: NOT FOR HUMAN OR DRUG USE

Wellington Laboratories Inc., 345 Southgate Dr. Guelph ON N1G 3M5 CANADA
519-822-2436 • Fax: 519-822-2849 • info@well-labs.com

INTENDED USE:

The products prepared by Wellington Laboratories Inc. are for laboratory use only. This certified reference material (CRM) was designed to be used as a standard for the identification and/or quantification of the specific chemical compounds it contains.

HANDLING:

This product should only be used by qualified personnel familiar with its potential hazards and trained in the handling of hazardous chemicals. Due care should be exercised to prevent unnecessary human contact or ingestion. All procedures should be carried out in a well-functioning fume hood and suitable gloves, eye protection, and clothing should be worn at all times. Waste should be disposed of according to national and regional regulations. Safety Data Sheets (SDSs) are available upon request.

SYNTHESIS / CHARACTERIZATION:

Our products are synthesized using single-product unambiguous routes whenever possible. They are then characterized, and their structures and purities confirmed, using a combination of the most relevant techniques, such as NMR, GC/MS, LC/MS/MS, SFC/UV/MS/MS, x-ray crystallography, and melting point. Isotopic purities of mass-labelled compounds are also confirmed using HRGC/HRMS and/or LC/MS/MS.

HOMOGENEITY:

Prior to solution preparation, crystalline material is tested for homogeneity using a variety of techniques (as stated above) and its solubility in a given diluent is taken into consideration. Duplicate solutions of a new product are prepared from the same crystalline lot and, after the addition of an appropriate internal standard, they are compared by GC/MS, LC/MS/MS, and/or SFC/UV/MS/MS. The relative response factors of the analyte of interest in each solution are required to be <5% RSD. New solution lots of existing products, as well as mixtures and calibration solutions, are compared to older lots in a similar manner. This further confirms the homogeneity of the crystalline material as well as the stability and homogeneity of the solutions in the storage containers. In order to maintain the integrity of the assigned value(s), and associated uncertainty, the dilution or injection of a subsample of this product should be performed using calibrated measuring equipment.

UNCERTAINTY:

The maximum combined relative standard uncertainty of our reference standard solutions is calculated using the following equation:

The combined relative standard uncertainty, $u_c(y)$, of a value y and the uncertainty of the independent parameters $x_1, x_2, \ldots x_n$ on which it depends is:

$$u_c(y(x_1, x_2, \ldots x_n)) = \sqrt{\sum_{i=1}^{n} u(y, x_i)^2}$$

where x is expressed as a relative standard uncertainty of the individual parameter.

The individual uncertainties taken into account include those associated with weights (calibration of the balance) and volumes (calibration of the volumetric glassware). An expanded maximum combined percent relative uncertainty of ±5% (calculated with a coverage factor of 2 and a level of confidence of 95%) is stated on the Certificate of Analysis for all of our products.

TRACEABILITY:

All reference standard solutions are traceable to specific crystalline lots. The microbalances used for solution preparation are regularly calibrated by an external ISO/IEC 17025 accredited laboratory. In addition, their calibration is verified prior to each weighing using calibrated external weights traceable to an ISO/IEC 17025 accredited laboratory. All volumetric glassware used is calibrated, of Class A tolerance, and traceable to an ISO/IEC 17025 accredited laboratory. For certain products, traceability to international interlaboratory studies has also been established.

EXPIRY DATE / PERIOD OF VALIDITY:

Ongoing stability studies of this product have demonstrated stability in its composition and concentration, until the specified expiry date, in the unopened ampoule. Monitoring for any degradation or change in concentration of the listed analyte(s) is performed on a routine basis.

LIMITED WARRANTY:

At the time of shipment, all products are warranted to be free of defects in material and workmanship and to conform to the stated technical and purity specifications.

QUALITY MANAGEMENT:

This product was produced using a Quality Management System registered to the latest versions of ISO 9001 by SAI Global, ISO/IEC 17025 by the Canadian Association for Laboratory Accreditation Inc. (CALA; A 1226), and ISO 17034 by ANSI-ASQ National Accreditation Board (ANAB; AR-1523).

CALA Testing Accreditation No. A1226

ANAB ACCREDITED 9017034 REFERENCE MATERIAL PRODUCER

For additional information or assistance concerning this or any other products from Wellington Laboratories Inc., please visit our website at www.well-labs.com or contact us directly at info@well-labs.com

Table A: **MPFAC-24ES; Components and Concentrations (ng/ml, ± 5% in Methanol / Isopropanol (2%) / Water (<1%))**

Compound	Abbreviation	Concentration (ng/ml)		Peak Assignment in Figure 1
Perfluoro-n-[$^{13}C_4$]butanoic acid	MPFBA	1000		A
Perfluoro-n-[$^{13}C_5$]pentanoic acid	M5PFPeA	1000		B
Perfluoro-n-[1,2,3,4,6-$^{13}C_5$]hexanoic acid	M5PFHxA	1000		E
Perfluoro-n-[1,2,3,4-$^{13}C_4$]heptanoic acid	M4PFHpA	1000		F
Perfluoro-n-[$^{13}C_8$]octanoic acid	M8PFOA	1000		I
Perfluoro-n-[$^{13}C_9$]nonanoic acid	M9PFNA	1000		J
Perfluoro-n-[1,2,3,4,5,6-$^{13}C_6$]decanoic acid	M6PFDA	1000		M
Perfluoro-n-[1,2,3,4,5,6,7-$^{13}C_7$]undecanoic acid	M7PFUdA	1000		Q
Perfluoro-n-[1,2-$^{13}C_2$]dodecanoic acid	MPFDoA	1000		R
Perfluoro-n-[1,2-$^{13}C_2$]tetradecanoic acid	M2PFTeDA	1000		S
Perfluoro-1-[$^{13}C_8$]octanesulfonamide	M8FOSA	1000		O
N-methyl-d_3-perfluoro-1-octanesulfonamidoacetic acid	d3-N-MeFOSAA	1000		N
N-ethyl-d_5-perfluoro-1-octanesulfonamidoacetic acid	d5-N-EtFOSAA	1000		P
Compound	**Abbreviation**	**Concentration (ng/ml)**		**Peak Assignment in Figure 1**
		as the salt	**as the anion**	
Sodium perfluoro-1-[2,3,4-$^{13}C_3$]butanesulfonate	M3PFBS	1000	929	C
Sodium perfluoro-1-[1,2,3-$^{13}C_3$]hexanesulfonate	M3PFHxS	1000	946	G
Sodium perfluoro-1-[$^{13}C_8$]octanesulfonate	M8PFOS	1000	957	K
Sodium 1H,1H,2H,2H-perfluoro-1-[1,2-$^{13}C_2$]hexanesulfonate	M2-4:2FTS	1000	935	D
Sodium 1H,1H,2H,2H-perfluoro-1-[1,2-$^{13}C_2$]octanesulfonate	M2-6:2FTS	1000	949	H
Sodium 1H,1H,2H,2H-perfluoro-1-[1,2-$^{13}C_2$]decanesulfonate	M2-8:2FTS	1000	958	L

Certified By: _____ **Date:** 02/09/2018 (mm/dd/yyyy)

B.G. Chittim, General Manager

Figure 1: **MPFAC-24ES; LC/MS Data (Total Ion Current Chromatogram; SIR)**

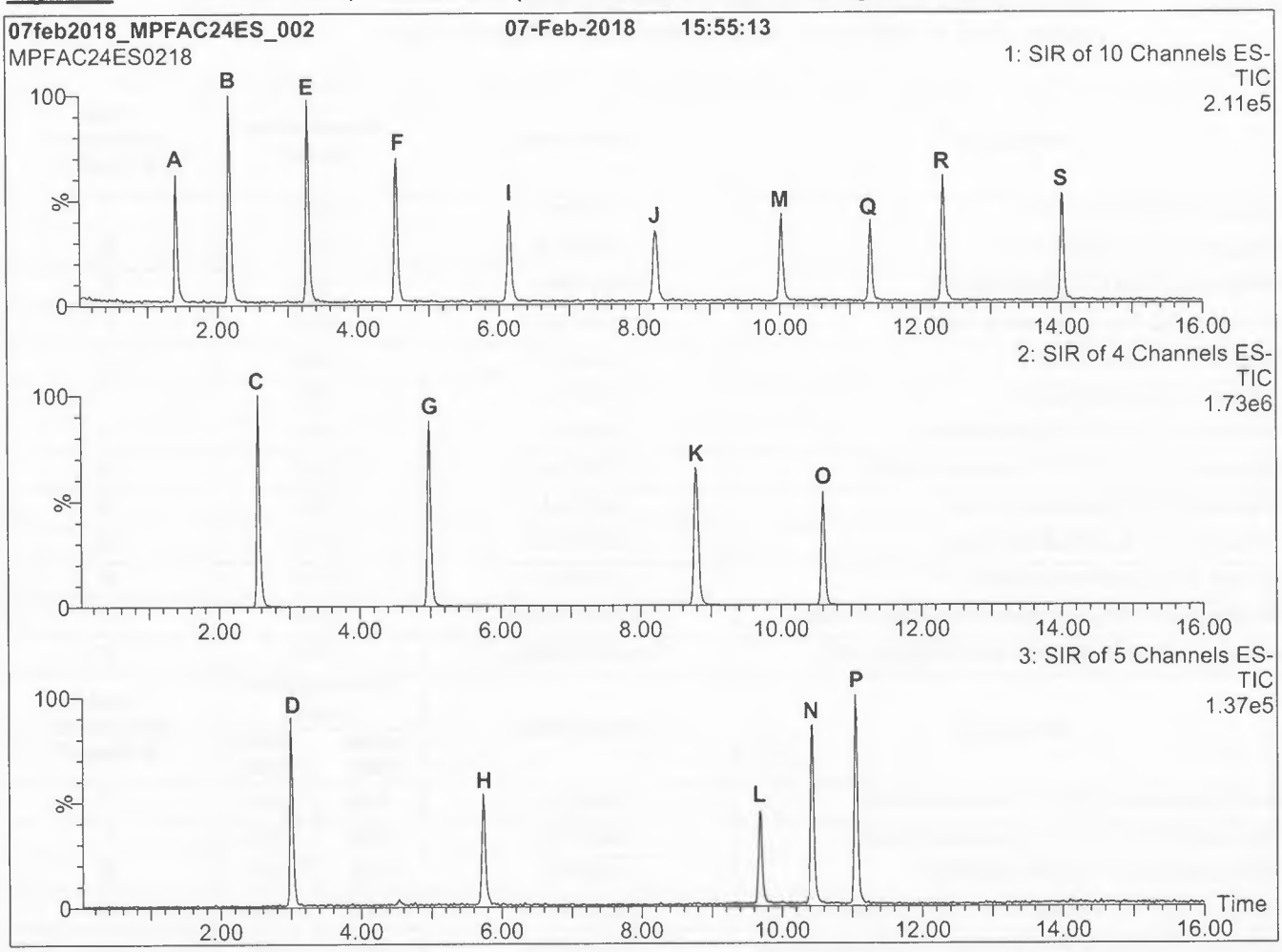

Conditions for Figure 1:

LC: **Waters Acquity Ultra Performance LC**
MS: **Micromass Quattro *micro* API MS**

Chromatographic Conditions

Column: Acquity UPLC BEH Shield RP_{18}
1.7 µm, 2.1 x 100 mm

Mobile phase: Gradient
Start: 40% (80:20 MeOH:ACN) / 60% H_2O
(both with 10 mM NH_4OAc buffer)
Ramp to 55% organic over 3.5 min.
Ramp to 70% organic over 6.5 min.
Ramp to 85% organic over 5 min and hold for
1 min before returning to initial conditions in 0.5 min.
Time: 17 min

Flow: 300 µl/min

MS Parameters

Experiment: SIR

Source: Electrospray (negative)
Capillary Voltage (kV) = 3.00
Cone Voltage (V) = variable (10-60)
Cone Gas Flow (l/hr) = 100
Desolvation Gas Flow (l/hr) = 750

Figure 2: **MPFAC-24ES; LC/MS/MS Data (Selected MRM Transitions)**

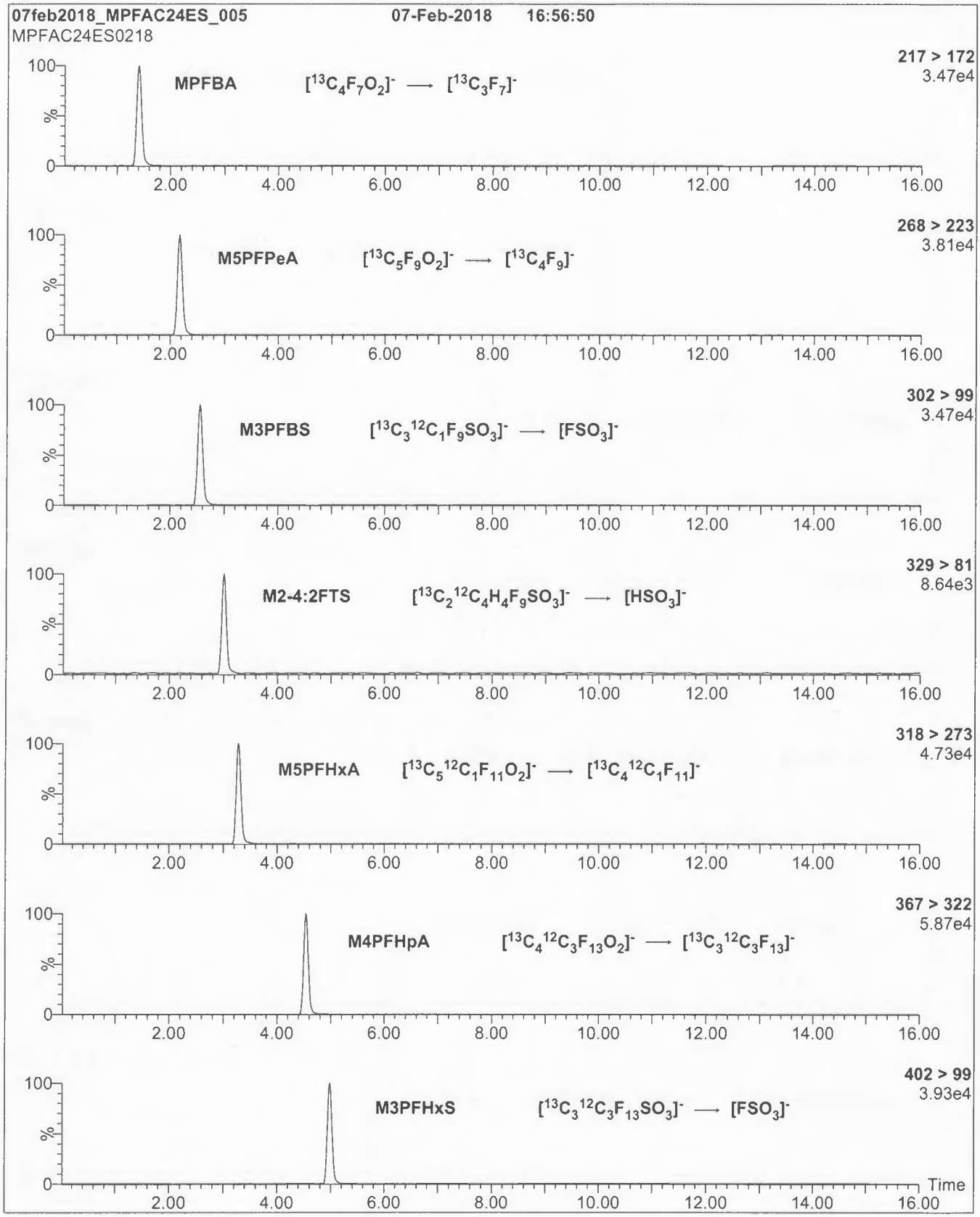

Figure 2: **MPFAC-24ES; LC/MS/MS Data (Selected MRM Transitions)**

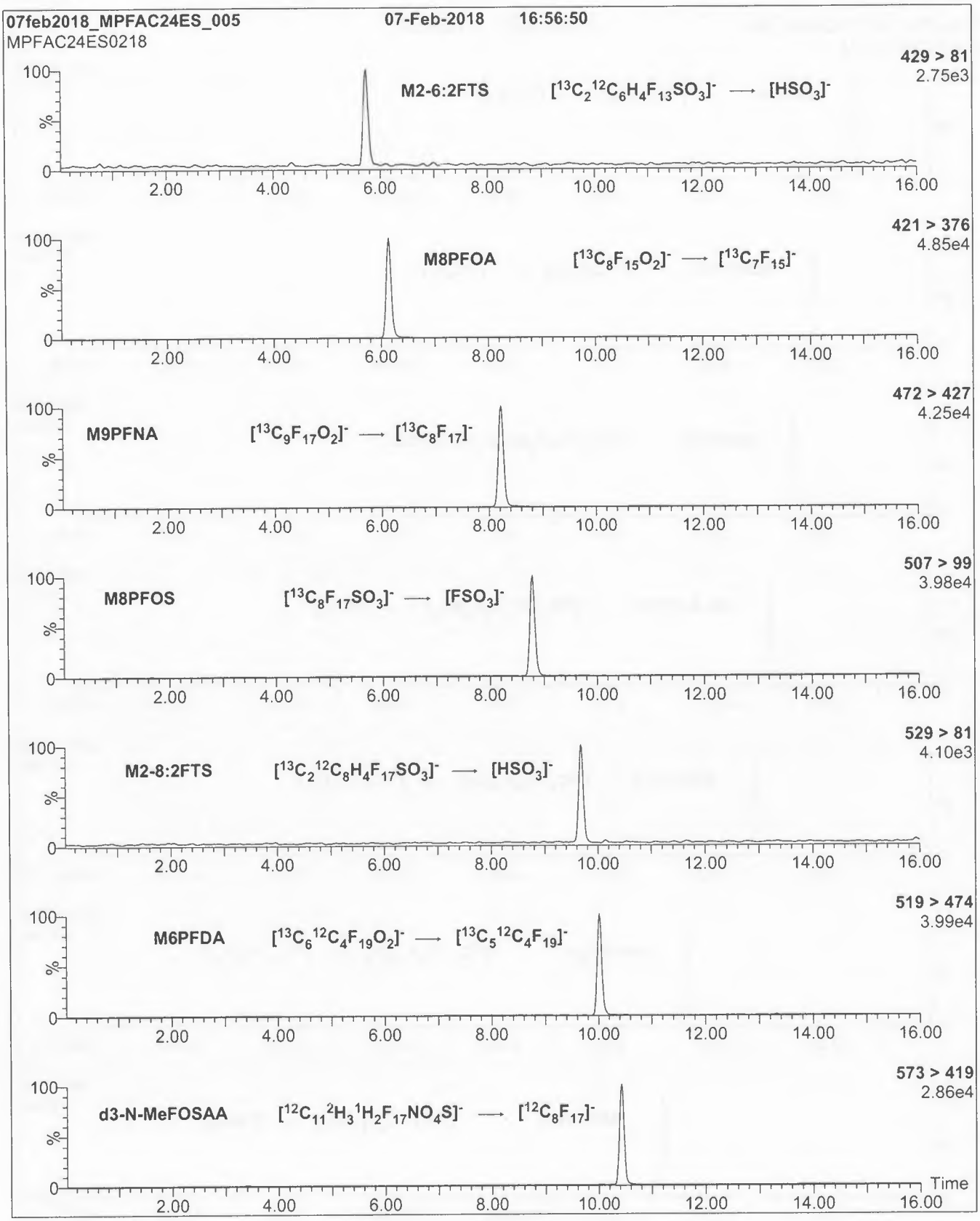

Figure 2: **MPFAC-24ES; LC/MS/MS Data (Selected MRM Transitions)**

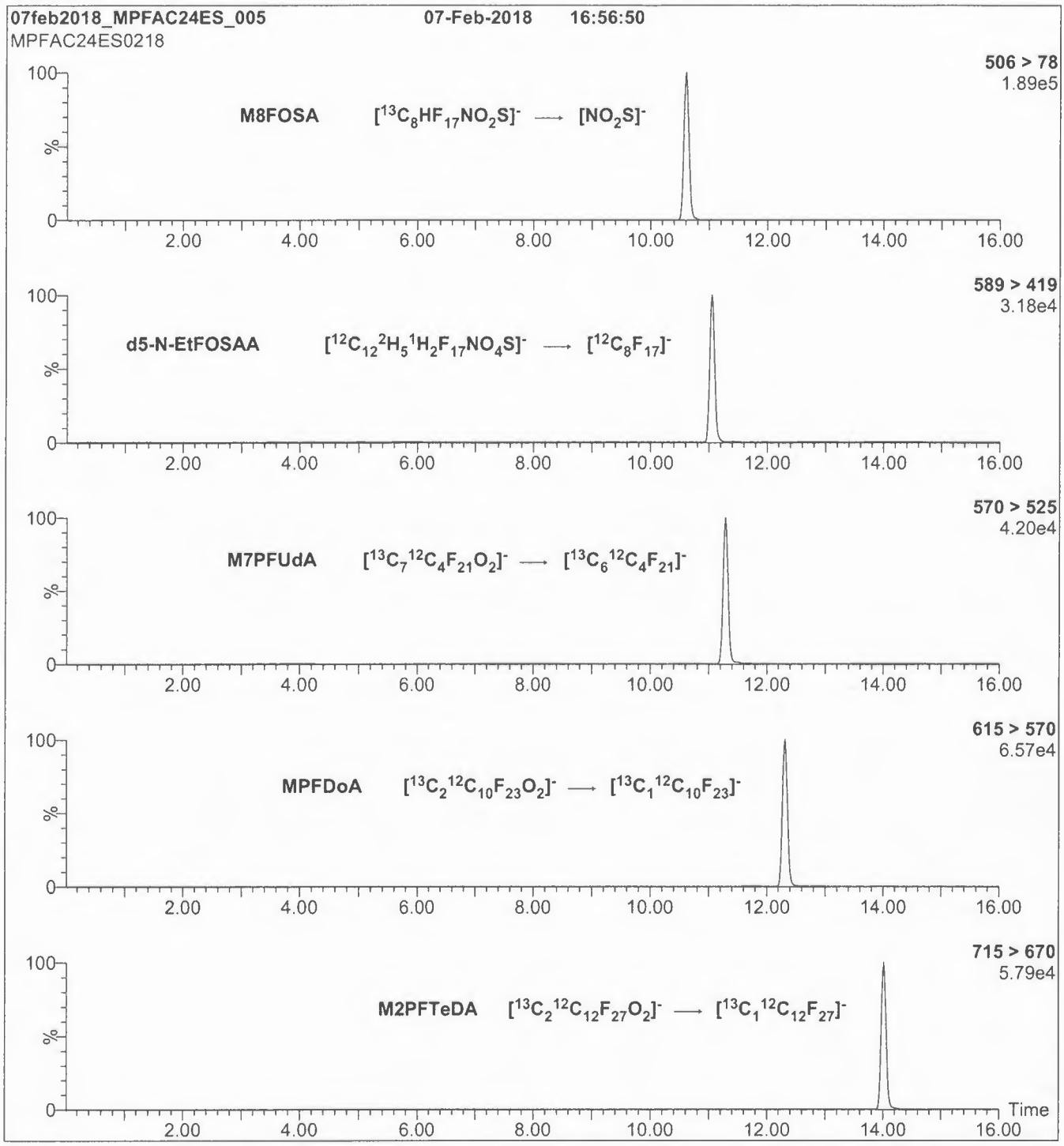

Conditions for Figure 2:

Injection: On-column (MPFAC-24ES)

Mobile phase: Same as Figure 1

Flow: 300 µl/min

MS Parameters

Collision Gas (mbar) = 3.28e-3

Collision Energy (eV) = 8-40 (variable)

Sample Preparation

BATTELLE
It can be done

BATTELLE - NORWELL OPERATIONS
SAMPLE PREPARATION RECORDS

Project Title(s)	**Project No.(s)**
CTO-4164 Naval Base Ventura County, California	100110125-01

18-0567

CTO-4164: Analysis of Non-Potable Waters

GW

SOP Numbers (see workplan for modifications)

ExtractionSOP No. 5-370

This Batch Contains The Following Samples:		
CR845PB-FS	J8214-FS	J8243-FS
CR846LCS-FS	J8215-FS	J8244-FS
J8210-FS	J8216-FS	J8245-FS
J8211-FS	J8217-FS	
J8212-FS	J8241-FS	
J8213-FS	J8242-FS	

Laboratory Preparation Records
COMPLETE AND VALIDATED

Prep Task Leader: Stephanie Schultz

Approved By:	Date	Initials
Denise Schumitz	10/16/2018	DMS

BATTELLE
It can be done

BATTELLE - NORWELL OPERATIONS
SAMPLE IDENTIFICATION PAGE

Project Title(s)
CTO-4164 Naval Base Ventura County, California

Project No.(s)
100110125-01

18-0567

CTO-4164: Analysis of Non-Potable Waters

GW

Sample ID	Description
CR845PB-FS	Procedural Blank
CR846LCS-FS	Laboratory Control Sample
J8210-FS	VC-PM3009-DW01-0918
J8211-FS	VC-PM3009-DW02-0918
J8212-FS	VC-PM3009-DW02P-0918
J8213-FS	VC-PM3009-DW03-0918
J8214-FS	VC-PM372-DW01-0918
J8215-FS	VC-PM372-DW02-0918
J8216-FS	VC-PM372-DW02P-0918
J8217-FS	VC-PM372-DW03-0918
J8241-FS	VC-PM649-DW01-0918
J8242-FS	VC-PM649-DW01P-0918
J8243-FS	VC-PM649-DW02-0918
J8244-FS	VC-PM649-DW03-0918
J8245-FS	VC-PM649-DW04-0918

Samples Assigned By: Jonathan Thorn Date : September 21, 2018

Comments:

BATTELLE
It can be done

BATTELLE - NORWELL OPERATIONS
SAMPLE CUSTODY LOG

Project Title(s)
CTO-4164 Naval Base Ventura County, California

Project No.(s)
100110125-01

18-0567

CTO-4164: Analysis of Non-Potable Waters

GW

Requested On/By:	09/26/2018 JRT	**Purpose:**	Sample Preparation
Relinquished On/By:	09/26/2018 JRT	**Last Activity:**	Return

Accepted On/By:	09/26/2018 JRT	**Returned On/To:**	09/26/2018 MDS
Stored In Facility:	Sample Preparation	**Returned To Facility:**	Custody: NA
Stored Until	09/26/2018		
Stored Comment:	NA	**Returned Comment:**	NA

No.	BDO-ID:	Ctrs	*	Condition:	Custody Comment:
1	J8210	2	C	Consumed	NA
2	J8211	2	C	Consumed	NA
3	J8212	1	C	Consumed	NA
4	J8213	1	C	Consumed	NA
5	J8214	1	C	Consumed	NA
6	J8215	2	C	Consumed	NA
7	J8216	1	C	Consumed	NA
8	J8217	2	C	Consumed	NA
9	J8241	2	C	Consumed	NA
10	J8242	1	C	Consumed	NA
11	J8243	1	C	Consumed	NA
12	J8244	1	C	Consumed	NA
13	J8245	1	C	Consumed	NA

Total Samples 13 * "C" = Consumed Container

BATTELLE
It can be done

BATTELLE - NORWELL OPERATIONS
LIQUID SAMPLE ID FORM

Project Title(s)
CTO-4164 Naval Base Ventura County, California

Project No.(s)
100110125-01

18-0567

CTO-4164: Analysis of Non-Potable Waters

GW

Sample ID	Description	Volume (mL)	Bottles	*	Date Initials
CR845PB-FS	Procedural Blank	250.0	NA	--	09/27/18 LMG
CR846LCS-FS	Laboratory Control Sample	250.0	NA	--	09/27/18 LMG
J8210-FS	VC-PM3009-DW01-0918	275.0	2	C	09/27/18 LMG
J8211-FS	VC-PM3009-DW02-0918	260.0	2	C	09/27/18 LMG
J8212-FS	VC-PM3009-DW02P-0918	275.0	1	C	09/27/18 LMG
J8213-FS	VC-PM3009-DW03-0918	285.0	1	C	09/27/18 LMG
J8214-FS	VC-PM372-DW01-0918	270.0	1	C	09/27/18 LMG
J8215-FS	VC-PM372-DW02-0918	270.0	2	C	09/27/18 LMG
J8216-FS	VC-PM372-DW02P-0918	260.0	1	C	09/27/18 LMG
J8217-FS	VC-PM372-DW03-0918	290.0	2	C	09/27/18 LMG
J8241-FS	VC-PM649-DW01-0918	275.0	2	C	09/27/18 LMG
J8242-FS	VC-PM649-DW01P-0918	275.0	1	C	09/27/18 LMG
J8243-FS	VC-PM649-DW02-0918	245.0	1	C	09/27/18 LMG
J8244-FS	VC-PM649-DW03-0918	270.0	1	C	09/27/18 LMG
J8245-FS	VC-PM649-DW04-0918	280.0	1	C	09/27/18 LMG

Comments:

Samples Assigned By Jonathan Thorn Date : September 21, 2018

* - "C" = Sample is Consumed

BATTELLE
It can be done

BATTELLE - NORWELL OPERATIONS
SURROGATE SPIKE FORM

Project Title(s)
CTO-4164 Naval Base Ventura County, California

Project No.(s)
100110125-01

18-0567

CTO-4164: Analysis of Non-Potable Waters

GW

Sample ID	Standard ID	Type	Vial No.	Vol Added (uL)	Date Spiked/ Spiked By	Witn'd By	Comment
CR845PB-FS	KB33	SIS	1	50	09/26/18 SAS	DMS	NA
CR846LCS-FS	JZ88	LCS/MS	1	100	09/26/18 SAS	DMS	NA
CR846LCS-FS	KB33	SIS	1	50	09/26/18 SAS	DMS	NA
J8210-FS	KB33	SIS	1	50	09/26/18 SAS	DMS	NA
J8211-FS	KB33	SIS	1	50	09/26/18 SAS	DMS	NA
J8212-FS	KB33	SIS	1	50	09/26/18 SAS	DMS	NA
J8213-FS	KB33	SIS	1	50	09/26/18 SAS	DMS	NA
J8214-FS	KB33	SIS	1	50	09/26/18 SAS	DMS	NA
J8215-FS	KB33	SIS	1	50	09/26/18 SAS	DMS	NA
J8216-FS	KB33	SIS	1	50	09/26/18 SAS	DMS	NA
J8217-FS	KB33	SIS	1	50	09/26/18 SAS	DMS	NA
J8241-FS	KB33	SIS	1	50	09/26/18 SAS	DMS	NA
J8242-FS	KB33	SIS	1	50	09/26/18 SAS	DMS	NA
J8243-FS	KB33	SIS	1	50	09/26/18 SAS	DMS	NA
J8244-FS	KB33	SIS	1	50	09/26/18 SAS	DMS	NA
J8245-FS	KB33	SIS	1	50	09/26/18 SAS	DMS	NA

Syringes/Pipettes Used:

Std ID	Type	Syr/Pip
JZ88	Pipette	B814659662
KB33	Pipette	B814659662

BATTELLE
It can be done

BATTELLE - NORWELL OPERATIONS
SAMPLE EXTRACTION FORM

Project Title(s)
CTO-4164 Naval Base Ventura County, California

Project No.(s)
100110125-01

18-0567

CTO-4164: Analysis of Non-Potable Waters

GW

Sample ID	1st Extraction	2nd Extraction	3rd Extraction	Conc. ID	Turbo °C	Turbo PSI	KD °C	Comment
CR845PB-FS	09/26/18 JRT	NA	NA	NA	NA	NA	NA	NA
CR846LCS-FS	09/26/18 JRT	NA	NA	NA	NA	NA	NA	NA
J8210-FS	09/26/18 JRT	NA	NA	NA	NA	NA	NA	NA
J8211-FS	09/26/18 JRT	NA	NA	NA	NA	NA	NA	NA
J8212-FS	09/26/18 JRT	NA	NA	NA	NA	NA	NA	NA
J8213-FS	09/26/18 JRT	NA	NA	NA	NA	NA	NA	NA
J8214-FS	09/26/18 JRT	NA	NA	NA	NA	NA	NA	NA
J8215-FS	09/26/18 JRT	NA	NA	NA	NA	NA	NA	NA
J8216-FS	09/26/18 JRT	NA	NA	NA	NA	NA	NA	NA
J8217-FS	09/26/18 JRT	NA	NA	NA	NA	NA	NA	NA
J8241-FS	09/26/18 JRT	NA	NA	NA	NA	NA	NA	NA
J8242-FS	09/26/18 JRT	NA	NA	NA	NA	NA	NA	NA
J8243-FS	09/26/18 JRT	NA	NA	NA	NA	NA	NA	NA
J8244-FS	09/26/18 JRT	NA	NA	NA	NA	NA	NA	NA
J8245-FS	09/26/18 JRT	NA	NA	NA	NA	NA	NA	NA

Solvents/Reagent Preparations:

Name	ID	Expires	Lot No	Procedure	Comments
Oasis WAX 6cc Cartridge 500mg 60um	171222-01	12/22/22	003537250A/ 0035	NA	
0.4% NH3 in Methanol	RP-180926-3	09/27/18	SHBJ0412	Per 100 mL, 3.5 mL ammonia solution brought to 100 mL with methanol	
0.4% NH3 in Methanol	RP-180926-3	09/27/18	182674	Per 100 mL, 3.5 mL ammonia solution brought to 100 mL with methanol	

Solvents/Reagents:

Name	Lot No	Comments
METHANOL (180913-07)	182674	DELETE

BATTELLE
It can be done

BATTELLE - NORWELL OPERATIONS
INTERNAL STANDARD SPIKING FORM

Project Title(s)
CTO-4164 Naval Base Ventura County, California

Project No.(s)
100110125-01

18-0567

CTO-4164: Analysis of Non-Potable Waters

GW

(N/A Fraction)

Extract Id	Extr. Vol. (uL)	Added (uL)	Std. Id	Accm. (uL)	Vial No.	Pre Inj. Vol. (uL)^	Final Dilution *	Date Spiked/ Spiked By	Witn'd By
CR845PB-FS(0)	950	50	KB34	50	1	1000	1.000	10/10/18 SAS	LMG
CR846LCS-FS(0)	950	50	KB34	50	1	1000	1.000	09/28/18 SAS	LMG
J8210-FS(0)	950	50	KB34	50	1	1000	1.000	09/28/18 SAS	LMG
J8210-FS-D(3)	960	40	KB34	50	1	1000	5.000	10/02/18 SAS	LMG
J8210-FS-D(5)	960	40	KB34	50	1	1000	25.000	10/02/18 SAS	LMG
J8210-FS-D(7)	975	25	KB34	50	1	1000	50.000	10/02/18 SAS	LMG
J8210-FS-D(9)	955	45	KB34	50	1	1000	500.000	10/02/18 SAS	LMG
J8211-FS(0)	950	50	KB34	50	1	1000	1.000	09/28/18 SAS	LMG
J8211-FS-D(3)	975	25	KB34	50	1	1000	2.000	10/02/18 SAS	LMG
J8211-FS-D(5)	955	45	KB34	50	1	1000	20.000	10/02/18 SAS	LMG
J8212-FS(0)	950	50	KB34	50	1	1000	1.000	09/28/18 SAS	LMG
J8212-FS-D(3)	975	25	KB34	50	1	1000	2.000	10/02/18 SAS	LMG
J8212-FS-D(5)	955	45	KB34	50	1	1000	20.000	10/02/18 SAS	LMG
J8213-FS(0)	950	50	KB34	50	1	1000	1.000	09/28/18 SAS	LMG
J8214-FS(0)	950	50	KB34	50	1	1000	1.000	09/28/18 SAS	LMG
J8214-FS-D(3)	975	25	KB34	50	1	1000	2.000	10/02/18 SAS	LMG
J8214-FS-D(5)	955	45	KB34	50	1	1000	20.000	10/02/18 SAS	LMG
J8215-FS(0)	950	50	KB34	50	1	1000	1.000	09/28/18 SAS	LMG
J8215-FS-D(3)	975	25	KB34	50	1	1000	2.000	10/02/18 SAS	LMG

* - Final Dilution is any HPLC, dilutions, or other manipulation

^ - Pre Injection Volume (PIV) includes any RIS spikes.

BATTELLE
It can be done

BATTELLE - NORWELL OPERATIONS
INTERNAL STANDARD SPIKING FORM

Project Title(s)
CTO-4164 Naval Base Ventura County, California

Project No.(s)
100110125-01

18-0567

CTO-4164: Analysis of Non-Potable Waters

GW

(N/A Fraction)

Extract Id	Extr. Vol. (uL)	Added (uL)	Std. Id	Accm. (uL)	Vial No.	Pre Inj. Vol. (uL)^	Final Dilution *	Date Spiked/ Spiked By	Witn'd By
J8215-FS-D(5)	955	45	KB34	50	1	1000	20.000	10/02/18 SAS	LMG
J8215-FS-D(7)	960	40	KB34	45	1	1000	10.000	10/02/18 SAS	LMG
J8216-FS(0)	950	50	KB34	50	1	1000	1.000	09/28/18 SAS	LMG
J8216-FS-D(3)	960	40	KB34	50	1	1000	5.000	10/02/18 SAS	LMG
J8216-FS-D(5)	954	46	KB34	50	1	1000	12.500	10/02/18 SAS	LMG
J8216-FS-D(7)	955	45	KB34	50	1	1000	125.000	10/03/18 LMG	LMG
J8217-FS(0)	950	50	KB34	50	1	1000	1.000	09/28/18 SAS	LMG
J8241-FS(0)	950	50	KB34	50	1	1000	1.000	09/28/18 SAS	LMG
J8241-FS-D(3)	955	45	KB34	50	1	1000	10.000	10/02/18 SAS	LMG
J8241-FS-D(5)	951	49	KB34	50	1	1000	50.000	10/02/18 SAS	LMG
J8241-FS-D(7)	970	30	KB34	50	1	1000	125.000	10/01/18 SAS	LMG
J8241-FS-D(9)	955	45	KB34	50	1	1000	1250.000	10/03/18 LMG	LMG
J8242-FS(0)	950	50	KB34	50	1	1000	1.000	09/28/18 SAS	LMG
J8242-FS-D(3)	955	45	KB34	50	1	1000	10.000	10/01/18 SAS	LMG
J8242-FS-D(5)	951	49	KB34	50	1	1000	50.000	10/02/18 SAS	LMG
J8242-FS-D(7)	970	30	KB34	50	1	1000	125.000	10/01/18 SAS	LMG
J8242-FS-D(9)	955	45	KB34	50	1	1000	1250.000	10/03/18 LMG	LMG
J8243-FS(0)	950	50	KB34	50	1	1000	1.000	09/28/18 SAS	LMG
J8243-FS-D(3)	955	45	KB34	50	1	1000	10.000	10/02/18 SAS	LMG

* - Final Dilution is any HPLC, dilutions, or other manipulation

^ - Pre Injection Volume (PIV) includes any RIS spikes.

BATTELLE
It can be done

BATTELLE - NORWELL OPERATIONS
INTERNAL STANDARD SPIKING FORM

Project Title(s)
CTO-4164 Naval Base Ventura County, California

Project No.(s)
100110125-01

18-0567

CTO-4164: Analysis of Non-Potable Waters

GW

(N/A Fraction)

Extract Id	Extr. Vol. (uL)	Added (uL)	Std. Id	Accm. (uL)	Vial No.	Pre Inj. Vol. (uL)^	Final Dilution *	Date Spiked/ Spiked By	Witn'd By
J8243-FS-D(5)	955	45	KB34	50	1	1000	100.000	10/01/18 SAS	LMG
J8243-FS-D(7)	951	49	KB34	50	1	1000	50.000	10/01/18 SAS	LMG
J8244-FS(0)	950	50	KB34	50	1	1000	1.000	09/28/18 SAS	LMG
J8244-FS-D(3)	952	48	KB34	50	1	1000	25.000	10/02/18 SAS	LMG
J8244-FS-D(5)	954	46	KB34	50	1	1000	312.500	10/02/18 SAS	LMG
J8244-FS-D(7)	951	49	KB34	50	1	1000	50.000	10/02/18 SAS	LMG
J8244-FS-D(9)	955	45	KB34	50	1	1000	3125.000	10/03/18 LMG	LMG
J8245-FS(0)	950	50	KB34	50	1	1000	1.000	09/28/18 SAS	LMG
J8245-FS-D(3)	960	40	KB34	50	1	1000	5.000	10/02/18 SAS	LMG
J8245-FS-D(5)	952	48	KB34	50	1	1000	25.000	10/02/18 SAS	LMG
J8245-FS-D(7)	975	25	KB34	50	1	1000	50.000	10/02/18 SAS	LMG

Syringes/Pipettes Used:

Std ID	Type	Syr/Pip
KB33	Pipette	B814659662
KB34	Pipette	B814659662

* - Final Dilution is any HPLC, dilutions, or other manipulation

^ - Pre Injection Volume (PIV) includes any RIS spikes.

BATTELLE
It can be done

BATTELLE - NORWELL OPERATIONS
EXTRACT SPIKE FORM

Project Title(s)
CTO-4164 Naval Base Ventura County, California

Project No.(s)
100110125-01

18-0567

CTO-4164: Analysis of Non-Potable Waters

GW

Extract Id	DF	Std. ID	Type	Vial No.	Vol. Added (uL)	Conc (ug/mL)	Added (ng)	Date Spiked/ Spiked By	Witn'd By
J8210-FS-D(3)	5	KB33	SIS	1	40	0	0	10/02/18 SAS	LMG
J8210-FS-D(5)	25	KB33	SIS	1	40	0	0	10/02/18 SAS	LMG
J8210-FS-D(7)	50	KB33	SIS	1	25	0	0	10/02/18 SAS	LMG
J8210-FS-D(9)	500	KB33	SIS	1	45	0	0	10/02/18 SAS	LMG
J8211-FS-D(3)	2	KB33	SIS	1	25	0	0	10/02/18 SAS	LMG
J8211-FS-D(5)	20	KB33	SIS	1	45	0	0	10/02/18 SAS	LMG
J8212-FS-D(3)	2	KB33	SIS	1	25	0	0	10/02/18 SAS	LMG
J8212-FS-D(5)	20	KB33	SIS	1	45	0	0	10/02/18 SAS	LMG
J8214-FS-D(3)	2	KB33	SIS	1	25	0	0	10/02/18 SAS	LMG
J8214-FS-D(5)	20	KB33	SIS	1	45	0	0	10/02/18 SAS	LMG
J8215-FS-D(3)	2	KB33	SIS	1	25	0	0	10/02/18 SAS	LMG
J8215-FS-D(5)	20	KB33	SIS	1	45	0	0	10/02/18 SAS	LMG
J8215-FS-D(7)	10	KB33	SIS	1	40	0	0	10/02/18 SAS	LMG
J8216-FS-D(3)	5	KB33	SIS	1	40	0	0	10/02/18 SAS	LMG
J8216-FS-D(5)	12.5	KB33	SIS	1	46	0	0	10/02/18 SAS	LMG
J8216-FS-D(7)	125	KB33	SIS	1	45	0	0	10/03/18 LMG	LMG
J8241-FS-D(3)	10	KB33	SIS	1	45	0	0	10/02/18 SAS	LMG
J8241-FS-D(5)	50	KB33	SIS	1	49	0	0	10/02/18 SAS	LMG
J8241-FS-D(7)	125	KB33	SIS	1	30	0	0	10/02/18 SAS	LMG
J8241-FS-D(9)	1250	KB33	SIS	1	45	0	0	10/03/18 LMG	LMG
J8242-FS-D(3)	10	KB33	SIS	1	45	0	0	10/02/18 SAS	LMG
J8242-FS-D(5)	50	KB33	SIS	1	49	0	0	10/02/18 SAS	LMG
J8242-FS-D(7)	125	KB33	SIS	1	30	0	0	10/02/18 SAS	LMG
J8242-FS-D(9)	1250	KB33	SIS	1	45	0	0	10/03/18 LMG	LMG
J8243-FS-D(3)	10	KB33	SIS	1	45	0	0	10/02/18 SAS	LMG

BATTELLE
It can be done

BATTELLE - NORWELL OPERATIONS
EXTRACT SPIKE FORM

Project Title(s)
CTO-4164 Naval Base Ventura County, California

Project No.(s)
100110125-01

18-0567

CTO-4164: Analysis of Non-Potable Waters

GW

Extract Id	DF	Std. ID	Type	Vial No.	Vol. Added (uL)	Conc (ug/mL)	Added (ng)	Date Spiked/ Spiked By	Witn'd By
J8243-FS-D(5)	100	KB33	SIS	1	45	0	0	10/02/18 SAS	LMG
J8243-FS-D(7)	50	KB33	SIS	1	49	0	0	10/02/18 SAS	LMG
J8244-FS-D(3)	25	KB33	SIS	1	48	0	0	10/02/18 SAS	LMG
J8244-FS-D(5)	312.5	KB33	SIS	1	46	0	0	10/02/18 SAS	LMG
J8244-FS-D(7)	50	KB33	SIS	1	49	0	0	10/02/18 SAS	LMG
J8244-FS-D(9)	3125	KB33	SIS	1	45	0	0	10/03/18 LMG	LMG
J8245-FS-D(3)	5	KB33	SIS	1	40	0	0	10/02/18 SAS	LMG
J8245-FS-D(5)	25	KB33	SIS	1	48	0	0	10/02/18 SAS	LMG
J8245-FS-D(7)	50	KB33	SIS	1	25	0	0	10/02/18 SAS	LMG

Syringes/Pipettes Used:

Std ID	Type	Syr/Pip
KB33	Pipette	B814659662
KB34	Pipette	B814659662

BATTELLE
It can be done

BATTELLE - NORWELL OPERATIONS
PREPARATION EXTRACT SPLIT FORM

Project Title(s)
CTO-4164 Naval Base Ventura County, California

Project No.(s)
100110125-01

18-0567

CTO-4164: Analysis of Non-Potable Waters

GW

Extract		*	Extract Date	Source		Initial Extract Vol (uL)	Extract Split	Extract Split	Total Dilution	Date/Initials
Name	#			Name	#					
CR845PB-FS	0	--	9/26/2018	NA		NA	NA	1.000	1.000	09/26/18 JRT
CR846LCS-FS	0	--	9/26/2018	NA		NA	NA	1.000	1.000	09/26/18 JRT
J8210-FS	0	C	9/26/2018	NA		NA	NA	1.000	1.000	09/26/18 JRT
J8210-FS	2	--	10/1/2018 5:20:00 PM	J8210-FS	0	1000	800	1.250	1.250	10/01/18 LMG
J8210-FS-D	3	C	10/1/2018 5:20:00 PM	J8210-FS	0	1000	200	5.000	5.000	10/01/18 LMG
J8210-FS-D	4	--	10/1/2018 5:20:00 PM	J8210-FS-D	3	1000	800	1.250	6.250	10/01/18 LMG
J8210-FS-D	5	C	10/1/2018 5:20:00 PM	J8210-FS-D	3	1000	200	5.000	25.000	10/01/18 LMG
J8210-FS-D	6	--	10/1/2018 5:21:00 PM	J8210-FS-D	5	1000	500	2.000	50.000	10/01/18 LMG
J8210-FS-D	7	C	10/1/2018 5:21:00 PM	J8210-FS-D	5	1000	500	2.000	50.000	10/01/18 LMG
J8210-FS-D	8	--	10/1/2018 5:21:00 PM	J8210-FS-D	7	1000	900	1.111	55.556	10/01/18 LMG
J8210-FS-D	9	--	10/1/2018 5:21:00 PM	J8210-FS-D	7	1000	100	10.000	500.000	10/01/18 LMG
J8211-FS	0	C	9/26/2018	NA		NA	NA	1.000	1.000	09/26/18 JRT
J8211-FS	2	--	10/1/2018 4:58:00 PM	J8211-FS	0	1000	500	2.000	2.000	10/01/18 LMG
J8211-FS-D	3	C	10/1/2018 4:58:00 PM	J8211-FS	0	1000	500	2.000	2.000	10/01/18 LMG

Total Oil = [Sample Volume (uL) / Aliquot Volume (uL)] * [Aliquot Weight (mg)]
Dilution Factor = [Sample Volume (uL) / Aliqot Volume (uL))] * Prior Dilution Factor
* - "C" = Extract is Consumed

BATTELLE
It can be done

BATTELLE - NORWELL OPERATIONS
PREPARATION EXTRACT SPLIT FORM

Project Title(s)
CTO-4164 Naval Base Ventura County, California

Project No.(s)
100110125-01

18-0567

CTO-4164: Analysis of Non-Potable Waters

GW

Extract		*	Extract Date	Source		Initial Extract Vol (uL)	Extract Split	Extract Split	Total Dilution	Date/Initials
Name	#			Name	#					
J8211-FS-D	4	--	10/1/2018 5:01:00 PM	J8211-FS-D	3	1000	900	1.111	2.222	10/01/18 LMG
J8211-FS-D	5	--	10/1/2018 5:01:00 PM	J8211-FS-D	3	1000	100	10.000	20.000	10/01/18 LMG
J8212-FS	0	C	9/26/2018	NA		NA	NA	1.000	1.000	09/26/18 JRT
J8212-FS	2	--	10/1/2018 4:58:00 PM	J8212-FS	0	1000	500	2.000	2.000	10/01/18 LMG
J8212-FS-D	3	C	10/1/2018 4:58:00 PM	J8212-FS	0	1000	500	2.000	2.000	10/01/18 LMG
J8212-FS-D	4	--	10/1/2018 5:01:00 PM	J8212-FS-D	3	1000	900	1.111	2.222	10/01/18 LMG
J8212-FS-D	5	--	10/1/2018 5:01:00 PM	J8212-FS-D	3	1000	100	10.000	20.000	10/01/18 LMG
J8213-FS	0	--	9/26/2018	NA		NA	NA	1.000	1.000	09/26/18 JRT
J8214-FS	0	C	9/26/2018	NA		NA	NA	1.000	1.000	09/26/18 JRT
J8214-FS	2	--	10/1/2018 4:58:00 PM	J8214-FS	0	1000	500	2.000	2.000	10/01/18 LMG
J8214-FS-D	3	C	10/1/2018 4:58:00 PM	J8214-FS	0	1000	500	2.000	2.000	10/01/18 LMG
J8214-FS-D	4	--	10/1/2018 5:01:00 PM	J8214-FS-D	3	1000	900	1.111	2.222	10/01/18 LMG
J8214-FS-D	5	--	10/1/2018 5:01:00 PM	J8214-FS-D	3	1000	100	10.000	20.000	10/01/18 LMG
J8215-FS	0	C	9/26/2018	NA		NA	NA	1.000	1.000	09/26/18 JRT

Total Oil = [Sample Volume (uL) / Aliquot Volume (uL)] * [Aliquot Weight (mg)]
Dilution Factor = [Sample Volume (uL) / Aliqot Volume (uL))] * Prior Dilution Factor
* - "C" = Extract is Consumed

BATTELLE
It can be done

BATTELLE - NORWELL OPERATIONS
PREPARATION EXTRACT SPLIT FORM

Project Title(s)
CTO-4164 Naval Base Ventura County, California

Project No.(s)
100110125-01

18-0567

CTO-4164: Analysis of Non-Potable Waters

GW

Extract		*	Extract Date	Source		Initial Extract Vol (uL)	Extract Split	Extract Split	Total Dilution	Date/Initials
Name	#			Name	#					
J8215-FS	2	C	10/1/2018 4:58:00 PM	J8215-FS	0	1000	500	2.000	2.000	10/01/18 LMG
J8215-FS-D	3	C	10/1/2018 4:58:00 PM	J8215-FS	0	1000	500	2.000	2.000	10/01/18 LMG
J8215-FS-D	4	--	10/1/2018 5:01:00 PM	J8215-FS-D	3	1000	900	1.111	2.222	10/01/18 LMG
J8215-FS-D	5	--	10/1/2018 5:01:00 PM	J8215-FS-D	3	1000	100	10.000	20.000	10/01/18 LMG
J8215-FS	6	--	10/1/2018 5:19:00 PM	J8215-FS	2	1000	800	1.250	2.500	10/01/18 LMG
J8215-FS-D	7	--	10/1/2018 5:19:00 PM	J8215-FS	2	1000	200	5.000	10.000	10/01/18 LMG
J8216-FS	0	C	9/26/2018	NA		NA	NA	1.000	1.000	09/26/18 JRT
J8216-FS	2	C	10/1/2018 5:21:00 PM	J8216-FS	0	1000	800	1.250	1.250	10/01/18 LMG
J8216-FS-D	3	--	10/1/2018 5:21:00 PM	J8216-FS	0	1000	200	5.000	5.000	10/01/18 LMG
J8216-FS	4	--	10/1/2018 5:22:00 PM	J8216-FS	2	800	720	1.111	1.389	10/01/18 LMG
J8216-FS-D	5	C	10/1/2018 5:22:00 PM	J8216-FS	2	800	80	10.000	12.500	10/01/18 LMG
J8216-FS-D	6	--	10/3/2018 2:39:00 PM	J8216-FS-D	5	1000	900	1.111	13.889	10/03/18 LMG
J8216-FS-D	7	--	10/3/2018 2:39:00 PM	J8216-FS-D	5	1000	100	10.000	125.000	10/03/18 LMG
J8217-FS	0	--	9/26/2018	NA		NA	NA	1.000	1.000	09/26/18 JRT

Total Oil = [Sample Volume (uL) / Aliquot Volume (uL)] * [Aliquot Weight (mg)]
Dilution Factor = [Sample Volume (uL) / Aliqot Volume (uL))] * Prior Dilution Factor
* - "C" = Extract is Consumed

BATTELLE
It can be done

BATTELLE - NORWELL OPERATIONS
PREPARATION EXTRACT SPLIT FORM

Project Title(s)
CTO-4164 Naval Base Ventura County, California

Project No.(s)
100110125-01

18-0567

CTO-4164: Analysis of Non-Potable Waters

GW

Extract		*	Extract Date	Source		Initial Extract Vol (uL)	Extract Split	Extract Split	Total Dilution	Date/Initials
Name	#			Name	#					
J8241-FS	0	C	9/26/2018	NA		NA	NA	1.000	1.000	09/26/18 JRT
J8241-FS	2	C	10/1/2018 4:59:00 PM	J8241-FS	0	1000	900	1.111	1.111	10/01/18 LMG
J8241-FS-D	3	--	10/1/2018 4:59:00 PM	J8241-FS	0	1000	100	10.000	10.000	10/01/18 LMG
J8241-FS	4	--	10/1/2018 5:07:00 PM	J8241-FS	2	900	880	1.023	1.136	10/01/18 LMG
J8241-FS-D	5	C	10/1/2018 5:07:00 PM	J8241-FS	2	900	20	45.000	50.000	10/01/18 LMG
J8241-FS-D	6	--	10/1/2018 5:08:00 PM	J8241-FS-D	5	1000	600	1.667	83.333	10/01/18 LMG
J8241-FS-D	7	C	10/1/2018 5:08:00 PM	J8241-FS-D	5	1000	400	2.500	125.000	10/01/18 LMG
J8241-FS-D	8	--	10/3/2018 2:39:00 PM	J8241-FS-D	7	1000	900	1.111	138.889	10/03/18 LMG
J8241-FS-D	9	--	10/3/2018 2:39:00 PM	J8241-FS-D	7	1000	100	10.000	1250.000	10/03/18 LMG
J8242-FS	0	C	9/26/2018	NA		NA	NA	1.000	1.000	09/26/18 JRT
J8242-FS	2	C	10/1/2018 4:59:00 PM	J8242-FS	0	1000	900	1.111	1.111	10/01/18 LMG
J8242-FS-D	3	--	10/1/2018 4:59:00 PM	J8242-FS	0	1000	100	10.000	10.000	10/01/18 LMG
J8242-FS	4	--	10/1/2018 5:07:00 PM	J8242-FS	2	900	880	1.023	1.136	10/01/18 LMG
J8242-FS-D	5	C	10/1/2018 5:07:00 PM	J8242-FS	2	900	20	45.000	50.000	10/01/18 LMG

Total Oil = [Sample Volume (uL) / Aliquot Volume (uL)] * [Aliquot Weight (mg)]
Dilution Factor = [Sample Volume (uL) / Aliqot Volume (uL))] * Prior Dilution Factor
* - "C" = Extract is Consumed

BATTELLE
It can be done

BATTELLE - NORWELL OPERATIONS
PREPARATION EXTRACT SPLIT FORM

Project Title(s)
CTO-4164 Naval Base Ventura County, California

Project No.(s)
100110125-01

18-0567

CTO-4164: Analysis of Non-Potable Waters

GW

Extract		*	Extract Date	Source		Initial Extract Vol (uL)	Extract Split	Extract Split	Total Dilution	Date/Initials
Name	#			Name	#					
J8242-FS-D	6	--	10/1/2018 5:08:00 PM	J8242-FS-D	5	1000	600	1.667	83.333	10/01/18 LMG
J8242-FS-D	7	C	10/1/2018 5:08:00 PM	J8242-FS-D	5	1000	400	2.500	125.000	10/01/18 LMG
J8242-FS-D	8	--	10/3/2018 2:39:00 PM	J8242-FS-D	7	1000	900	1.111	138.889	10/03/18 LMG
J8242-FS-D	9	--	10/3/2018 2:39:00 PM	J8242-FS-D	7	1000	100	10.000	1250.000	10/03/18 LMG
J8243-FS	0	C	9/26/2018	NA		NA	NA	1.000	1.000	09/26/18 JRT
J8243-FS	2	C	10/1/2018 5:28:00 PM	J8243-FS	0	1000	900	1.111	1.111	10/01/18 LMG
J8243-FS-D	3	C	10/1/2018 5:28:00 PM	J8243-FS	0	1000	100	10.000	10.000	10/01/18 LMG
J8243-FS-D	4	--	10/1/2018 5:28:00 PM	J8243-FS-D	3	1000	900	1.111	11.111	10/01/18 SAS
J8243-FS-D	5	--	10/1/2018 5:28:00 PM	J8243-FS-D	3	1000	100	10.000	100.000	10/01/18 SAS
J8243-FS	6	--	10/1/2018 5:29:00 PM	J8243-FS	2	900	880	1.023	1.136	10/01/18 LMG
J8243-FS-D	7	--	10/1/2018 5:29:00 PM	J8243-FS	2	900	20	45.000	50.000	10/01/18 LMG
J8244-FS	0	C	9/26/2018	NA		NA	NA	1.000	1.000	09/26/18 JRT
J8244-FS	2	C	10/1/2018 5:29:00 PM	J8244-FS	0	1000	960	1.042	1.042	10/01/18 LMG
J8244-FS-D	3	C	10/1/2018 5:29:00 PM	J8244-FS	0	1000	40	25.000	25.000	10/01/18 LMG

Total Oil = [Sample Volume (uL) / Aliquot Volume (uL)] * [Aliquot Weight (mg)]
Dilution Factor = [Sample Volume (uL) / Aliqot Volume (uL))] * Prior Dilution Factor
* - "C" = Extract is Consumed

BATTELLE
It can be done

BATTELLE - NORWELL OPERATIONS
PREPARATION EXTRACT SPLIT FORM

Project Title(s)
CTO-4164 Naval Base Ventura County, California

Project No.(s)
100110125-01

18-0567

CTO-4164: Analysis of Non-Potable Waters

GW

Extract		*	Extract Date	Source		Initial Extract Vol (uL)	Extract Split	Extract Split	Total Dilution	Date/Initials
Name	#			Name	#					
J8244-FS-D	4	--	10/1/2018 5:29:00 PM	J8244-FS-D	3	1000	920	1.087	27.174	10/01/18 LMG
J8244-FS-D	5	C	10/1/2018 5:29:00 PM	J8244-FS-D	3	1000	80	12.500	312.500	10/01/18 LMG
J8244-FS	6	--	10/1/2018 5:30:00 PM	J8244-FS	2	960	940	1.021	1.064	10/01/18 LMG
J8244-FS-D	7	--	10/1/2018 5:30:00 PM	J8244-FS	2	960	20	48.000	50.000	10/01/18 LMG
J8244-FS-D	8	--	10/3/2018 2:39:00 PM	J8244-FS-D	5	1000	900	1.111	347.222	10/03/18 LMG
J8244-FS-D	9	--	10/3/2018 2:39:00 PM	J8244-FS-D	5	1000	100	10.000	3125.000	10/03/18 LMG
J8245-FS	0	C	9/26/2018	NA		NA	NA	1.000	1.000	09/26/18 JRT
J8245-FS	2	C	10/1/2018 5:30:00 PM	J8245-FS	0	1000	800	1.250	1.250	10/01/18 LMG
J8245-FS-D	3	--	10/1/2018 5:30:00 PM	J8245-FS	0	1000	200	5.000	5.000	10/01/18 LMG
J8245-FS	4	--	10/1/2018 5:30:00 PM	J8245-FS	2	800	760	1.053	1.316	10/01/18 LMG
J8245-FS-D	5	C	10/1/2018 5:30:00 PM	J8245-FS	2	800	40	20.000	25.000	10/01/18 LMG
J8245-FS-D	6	--	10/1/2018 5:31:00 PM	J8245-FS-D	5	1000	500	2.000	50.000	10/01/18 LMG
J8245-FS-D	7	--	10/1/2018 5:31:00 PM	J8245-FS-D	5	1000	500	2.000	50.000	10/01/18 LMG

Total Oil = [Sample Volume (uL) / Aliquot Volume (uL)] * [Aliquot Weight (mg)]
Dilution Factor = [Sample Volume (uL) / Aliqot Volume (uL))] * Prior Dilution Factor
* - "C" = Extract is Consumed

BATTELLE
It can be done

BATTELLE - NORWELL OPERATIONS
PREPARATION EXTRACT SPLIT FORM

Project Title(s)
CTO-4164 Naval Base Ventura County, California

Project No.(s)
100110125-01

18-0567

CTO-4164: Analysis of Non-Potable Waters

GW

Extract		*	Extract Date	Source		Initial Extract Vol (uL)	Extract Split	Extract Split	Total Dilution	Date/Initials
Name	#			Name	#					

Total Oil = [Sample Volume (uL) / Aliquot Volume (uL)] * [Aliquot Weight (mg)]
Dilution Factor = [Sample Volume (uL) / Aliqot Volume (uL))] * Prior Dilution Factor
* - "C" = Extract is Consumed

BATTELLE
It can be done

BATTELLE - NORWELL OPERATIONS
EXTRACT - INSTRUMENT FACILITY CUSTODY PAGE

Project Title(s)
CTO-4164 Naval Base Ventura County, California

Project No.(s)
100110125-01

18-0567

CTO-4164: Analysis of Non-Potable Waters

GW

Purpose:	LC-MS/MS TRANSFER	**Last Activity:**	Prep->Inst
Relinquished On/By:	Oct 2 2018 11:45AM SAS	**Received On/By:**	Oct 2 2018 1:32PM DMS
Relinquished From:	Sample Preparation: NA	**Received Location:**	LC Laboratory: NA
Relinquish Comment:	NA	**Received Comment:**	NA

No.	BDO-ID:	PIV:	DF:	Condition:	Custody Comment:
1	CR845PB-FS(0)	1000	1	Intact	NA
2	CR846LCS-FS(0)	1000	1	Intact	NA
3	J8210-FS(0)	1000	1	Intact	NA
4	J8210-FS-D(3)	1000	5	Intact	NA
5	J8210-FS-D(5)	1000	25	Intact	NA
6	J8210-FS-D(7)	1000	50	Intact	NA
7	J8210-FS-D(9)	1000	500	Intact	NA
8	J8211-FS(0)	1000	1	Intact	NA
9	J8211-FS-D(3)	1000	2	Intact	NA
10	J8211-FS-D(5)	1000	20	Intact	NA
11	J8212-FS(0)	1000	1	Intact	NA
12	J8212-FS-D(3)	1000	2	Intact	NA
13	J8212-FS-D(5)	1000	20	Intact	NA
14	J8213-FS(0)	1000	1	Intact	NA
15	J8214-FS(0)	1000	1	Intact	NA
16	J8214-FS-D(3)	1000	2	Intact	NA
17	J8214-FS-D(5)	1000	20	Intact	NA
18	J8215-FS(0)	1000	1	Intact	NA
19	J8215-FS-D(3)	1000	2	Intact	NA
20	J8215-FS-D(5)	1000	20	Intact	NA
21	J8215-FS-D(7)	1000	10	Intact	NA
22	J8216-FS(0)	1000	1	Intact	NA
23	J8216-FS-D(3)	1000	5	Intact	NA
24	J8216-FS-D(5)	1000	12.5	Intact	NA
25	J8217-FS(0)	1000	1	Intact	NA
26	J8241-FS(0)	1000	1	Intact	NA
27	J8241-FS-D(3)	1000	10	Intact	NA
28	J8241-FS-D(5)	1000	50	Intact	NA

BATTELLE
It can be done

BATTELLE - NORWELL OPERATIONS
EXTRACT - INSTRUMENT FACILITY CUSTODY PAGE

Project Title(s)
CTO-4164 Naval Base Ventura County, California

Project No.(s)
100110125-01

18-0567

CTO-4164: Analysis of Non-Potable Waters

GW

29	J8241-FS-D(7)	1000	125	Intact	NA
30	J8242-FS(0)	1000	1	Intact	NA
31	J8242-FS-D(3)	1000	10	Intact	NA
32	J8242-FS-D(5)	1000	50	Intact	NA
33	J8242-FS-D(7)	1000	125	Intact	NA
34	J8243-FS(0)	1000	1	Intact	NA
35	J8243-FS-D(3)	1000	10	Intact	NA
36	J8243-FS-D(5)	1000	100	Intact	NA
37	J8243-FS-D(7)	1000	50	Intact	NA
38	J8244-FS(0)	1000	1	Intact	NA
39	J8244-FS-D(3)	1000	25	Intact	NA
40	J8244-FS-D(5)	1000	312.5	Intact	NA
41	J8244-FS-D(7)	1000	50	Intact	NA
42	J8245-FS(0)	1000	1	Intact	NA
43	J8245-FS-D(3)	1000	5	Intact	NA
44	J8245-FS-D(5)	1000	25	Intact	NA
45	J8245-FS-D(7)	1000	50	Intact	NA

Total Extracts: 45

Purpose: LC-MS/MS TRANSFER

Last Activity: Prep->Inst

Relinquished On/By: Oct 3 2018 3:16PM LMG

Relinquished From: Sample Preparation: NA

Relinquish Comment: NA

Received On/By: Oct 3 2018 3:16PM LMG

Received Location: LC Laboratory: NA

Received Comment: NA

No.	BDO-ID:	PIV:	DF:	Condition:	Custody Comment:
1	J8216-FS-D(7)	1000	125	Intact	NA
2	J8241-FS-D(9)	1000	1250	Intact	NA
3	J8242-FS-D(9)	1000	1250	Intact	NA
4	J8244-FS-D(9)	1000	3125	Intact	NA

Total Extracts: 4

BATTELLE
It can be done

BATTELLE - NORWELL OPERATIONS
SAMPLE SPECIFIC COMMENTS

Project Title(s)
CTO-4164 Naval Base Ventura County, California

Project No.(s)
100110125-01

18-0567

CTO-4164: Analysis of Non-Potable Waters

GW

Sample ID:	Comment:	Date/Initials:
CR845PB-FS	Extraction started at 16:00, extraction block #3, ended at 17:19	09/26/18 JRT
CR846LCS-FS	Extraction started at 16:00, extraction block #3, ended at 5:43	09/26/18 JRT
J8210-FS	Extraction started at 14:10, extraction block #2, ended at 15:35	09/26/18 JRT
J8211-FS	Extraction started at 14:40, extraction block #1, ended at 15:41	09/26/18 JRT
J8212-FS	Extraction started at 14:40, extraction block #1, ended at 15:59	09/26/18 JRT
J8213-FS	Extraction started at 16:00, extraction block #3, ended at 5:25	09/26/18 JRT
J8214-FS	Extraction started at 14:40, extraction block #1, ended at 16:06	09/26/18 JRT
J8215-FS	Extraction started at 14:40, extraction block #1, ended at 16:08	09/26/18 JRT
J8216-FS	Extraction started at 14:40, extraction block #1, ended at 15:58	09/26/18 JRT
J8217-FS	Extraction started at 16:00, extraction block #3, ended at 5:36	09/26/18 JRT
J8241-FS	Extraction started at 14:10, extraction block #2, ended at 15:25	09/26/18 JRT
J8242-FS	Extraction started at 14:10, extraction block #2, ended at 16:05	09/26/18 JRT
J8243-FS	Extraction started at 14:10, extraction block #2, ended at 15:25	09/26/18 JRT
J8244-FS	Extraction started at 14:10, extraction block #2, ended at 15:47	09/26/18 JRT
J8245-FS	Extraction started at 14:10, extraction block #2, ended at 15:40	09/26/18 JRT

BATTELLE
It can be done

BATTELLE - NORWELL OPERATIONS
MISCELLANEOUS DOCUMENTATION FORM

Project Title(s)
CTO-4164 Naval Base Ventura County, California

Project No.(s)
100110125-01

18-0567

CTO-4164: Analysis of Non-Potable Waters

GW

Entered By:	Jonathan Thorn	**On:**	09/26/2018

due to high levels of sedimentation in the sample bottles, all samples were centrifuged and transferred to new bottles. The sediment remaining in the original bottle was stored with the remaining bottle of water.

Task Leader Approval:	Stephanie Schultz	**On:**	10/16/2018
SupervisorApproval:	Denise Schumitz	**On:**	10/16/2018
PM Approval:	Jonathan Thorn	**On:**	10/16/2018

BATTELLE
It can be done

BATTELLE - NORWELL OPERATIONS
MISCELLANEOUS DOCUMENTATION FORM

Project Title(s)	**Project No.(s)**
CTO-4164 Naval Base Ventura County, California	100110125-01

18-0567

CTO-4164: Analysis of Non-Potable Waters

GW

Task Leader Approval:	Stephanie Schultz	**On:**	10/16/2018
SupervisorApproval:	Denise Schumitz	**On:**	10/16/2018
PM Approval:	Jonathan Thorn	**On:**	10/16/2018

Analytical Calibrations

BATTELLE

Sequence Report

Created with Analyst Reporter
Printed: 04/10/2018 7:40:47 PM

Vial	Laboratory Sample ID	Client Sample ID	Acquisition Date	Acquisition Method	Data File
1	MeOH		10/2/2018 8:18:32 PM	5-0369.dam	18-0567.wiff
2	KA86	L1	10/2/2018 8:29:24 PM	5-0369.dam	18-0567.wiff
3	KA87	L2	10/2/2018 8:40:16 PM	5-0369.dam	18-0567.wiff
4	KA88	L3	10/2/2018 8:51:08 PM	5-0369.dam	18-0567.wiff
5	KB85	L4	10/2/2018 9:02:00 PM	5-0369.dam	18-0567.wiff
6	KB69	L5	10/2/2018 9:12:52 PM	5-0369.dam	18-0567.wiff
7	KB64	L6	10/2/2018 9:23:43 PM	5-0369.dam	18-0567.wiff
8	KB65	L7	10/2/2018 9:34:34 PM	5-0369.dam	18-0567.wiff
9	KB35 IB	Instrument Blank	10/2/2018 9:45:25 PM	5-0369.dam	18-0567.wiff
10	KB36 ICC	ICC	10/2/2018 9:56:17 PM	5-0369.dam	18-0567.wiff
11	KA29 Branch	Branch Standard	10/2/2018 10:07:10 PM	5-0369.dam	18-0567.wiff
12	MeOH		10/2/2018 10:18:02 PM	5-0369.dam	18-0567.wiff
5	KB85 CCV	CCV	10/2/2018 10:50:36 PM	5-0369.dam	18-0567.wiff
15	MeOH		10/2/2018 11:01:28 PM	5-0369.dam	18-0567.wiff
16	CR845PB-FS(0)	Procedural Blank	10/2/2018 11:12:20 PM	5-0369.dam	18-0567.wiff
17	CR846LCS-FS(0)	Laboratory Control Sample	10/2/2018 11:23:12 PM	5-0369.dam	18-0567.wiff
18	J8210-FS(0)	VC-PM3009-DW01-0918	10/2/2018 11:34:04 PM	5-0369.dam	18-0567.wiff
19	J8210-FS-D(3)	VC-PM3009-DW01-0918	10/2/2018 11:44:56 PM	5-0369.dam	18-0567.wiff
20	J8210-FS-D(5)	VC-PM3009-DW01-0918	10/2/2018 11:55:48 PM	5-0369.dam	18-0567.wiff
21	J8210-FS-D(7)	VC-PM3009-DW01-0918	10/3/2018 12:06:40 AM	5-0369.dam	18-0567.wiff
22	J8210-FS-D(9)	VC-PM3009-DW01-0918	10/3/2018 12:17:32 AM	5-0369.dam	18-0567.wiff
23	MeOH		10/3/2018 12:28:24 AM	5-0369.dam	18-0567.wiff
24	KB85 CCV	CCV	10/3/2018 12:39:17 AM	5-0369.dam	18-0567.wiff
25	MeOH		10/3/2018 12:50:09 AM	5-0369.dam	18-0567.wiff
26	J8211-FS(0)	VC-PM3009-DW02-0918	10/3/2018 1:01:00 AM	5-0369.dam	18-0567.wiff
27	J8211-FS-D(3)	VC-PM3009-DW02-0918	10/3/2018 1:11:52 AM	5-0369.dam	18-0567.wiff
28	J8211-FS-D(5)	VC-PM3009-DW02-	10/3/2018 1:22:43	5-0369.dam	18-0567.wiff

BATTELLE

Sequence Report

Created with Analyst Reporter
Printed: 04/10/2018 7:40:47 PM

Vial	Laboratory Sample ID	Client Sample ID	Acquisition Date	Acquisition Method	Data File
		0918	AM		
29	J8212-FS(0)	VC-PM3009-DW02P-0918	10/3/2018 1:33:35 AM	5-0369.dam	18-0567.wiff
30	J8212-FS-D(3)	VC-PM3009-DW02P-0918	10/3/2018 1:44:27 AM	5-0369.dam	18-0567.wiff
31	J8212-FS-D(5)	VC-PM3009-DW02P-0918	10/3/2018 1:55:19 AM	5-0369.dam	18-0567.wiff
32	J8214-FS(0)	VC-PM372-DW01-0918	10/3/2018 2:06:11 AM	5-0369.dam	18-0567.wiff
33	J8214-FS-D(3)	VC-PM372-DW01-0918	10/3/2018 2:17:04 AM	5-0369.dam	18-0567.wiff
34	J8214-FS-D(5)	VC-PM372-DW01-0918	10/3/2018 2:27:55 AM	5-0369.dam	18-0567.wiff
35	MeOH		10/3/2018 2:38:46 AM	5-0369.dam	18-0567.wiff
36	KB69 CCV	CCV	10/3/2018 2:49:38 AM	5-0369.dam	18-0567.wiff
37	MeOH		10/3/2018 3:00:31 AM	5-0369.dam	18-0567.wiff
38	J8215-FS(0)	VC-PM372-DW02-0918	10/3/2018 3:11:23 AM	5-0369.dam	18-0567.wiff
39	J8215-FS-D(3)	VC-PM372-DW02-0918	10/3/2018 3:22:15 AM	5-0369.dam	18-0567.wiff
40	J8215-FS-D(5)	VC-PM372-DW02-0918	10/3/2018 3:33:07 AM	5-0369.dam	18-0567.wiff
41	J8215-FS-D(7)	VC-PM372-DW02-0918	10/3/2018 3:43:59 AM	5-0369.dam	18-0567.wiff
42	J8216-FS(0)	VC-PM372-DW02P-0918	10/3/2018 3:54:50 AM	5-0369.dam	18-0567.wiff
43	J8216-FS-D(3)	VC-PM372-DW02P-0918	10/3/2018 4:05:42 AM	5-0369.dam	18-0567.wiff
44	J8216-FS-D(5)	VC-PM372-DW02P-0918	10/3/2018 4:16:33 AM	5-0369.dam	18-0567.wiff
45	MeOH		10/3/2018 4:27:26 AM	5-0369.dam	18-0567.wiff
46	KB85 CCV	CCV	10/3/2018 4:38:18 AM	5-0369.dam	18-0567.wiff
47	MeOH		10/3/2018 4:49:10 AM	5-0369.dam	18-0567.wiff
48	J8241-FS(0)	VC-PM649-DW01-0918	10/3/2018 5:00:03 AM	5-0369.dam	18-0567.wiff
49	J8241-FS-D(3)	VC-PM649-DW01-0918	10/3/2018 5:10:54 AM	5-0369.dam	18-0567.wiff
50	J8241-FS-D(5)	VC-PM649-DW01-0918	10/3/2018 5:21:46 AM	5-0369.dam	18-0567.wiff
51	J8241-FS-D(7)	VC-PM649-DW01-0918	10/3/2018 5:32:38 AM	5-0369.dam	18-0567.wiff
52	J8242-FS(0)	VC-PM649-DW01P-0918	10/3/2018 5:43:29 AM	5-0369.dam	18-0567.wiff
53	J8242-FS-D(3)	VC-PM649-DW01P-0918	10/3/2018 5:54:21 AM	5-0369.dam	18-0567.wiff
54	J8242-FS-D(6)	VC-PM649-DW01P-0918	10/3/2018 6:05:12 AM	5-0369.dam	18-0567.wiff

BATTELLE

Sequence Report

Created with Analyst Reporter
Printed: 04/10/2018 7:40:47 PM

Vial	Laboratory Sample ID	Client Sample ID	Acquisition Date	Acquisition Method	Data File
1	J8242-FS-D(7)	VC-PM649-DW01P-0918	10/3/2018 6:16:04 AM	5-0369.dam	18-0567.wiff
2	J8243-FS-D(5)	VC-PM649-DW02-0918	10/3/2018 6:26:58 AM	5-0369.dam	18-0567.wiff
3	J8243-FS-D(7)	VC-PM649-DW02-0918	10/3/2018 6:37:51 AM	5-0369.dam	18-0567.wiff
5	MeOH		10/3/2018 6:48:44 AM	5-0369.dam	18-0567.wiff
4	KB69 CCV	CCV	10/3/2018 6:59:38 AM	5-0369.dam	18-0567.wiff
5	MeOH		10/3/2018 7:10:30 AM	5-0369.dam	18-0567.wiff
6	J8244-FS(0)	VC-PM649-DW03-0918	10/3/2018 7:21:24 AM	5-0369.dam	18-0567.wiff
7	J8244-FS-D(3)	VC-PM649-DW03-0918	10/3/2018 7:32:17 AM	5-0369.dam	18-0567.wiff
8	J8244-FS-D(5)	VC-PM649-DW03-0918	10/3/2018 7:43:10 AM	5-0369.dam	18-0567.wiff
9	J8244-FS-D(7)	VC-PM649-DW03-0918	10/3/2018 7:54:03 AM	5-0369.dam	18-0567.wiff
10	J8245-FS(0)	VC-PM649-DW04-0918	10/3/2018 8:04:56 AM	5-0369.dam	18-0567.wiff
11	J8245-FS-D(3)	VC-PM649-DW04-0918	10/3/2018 8:15:51 AM	5-0369.dam	18-0567.wiff
12	J8245-FS-D(5)	VC-PM649-DW04-0918	10/3/2018 8:26:44 AM	5-0369.dam	18-0567.wiff
13	J8245-FS-D(7)	VC-PM649-DW04-0918	10/3/2018 8:37:38 AM	5-0369.dam	18-0567.wiff
14	J8243-FS(0)	VC-PM649-DW02-0918	10/3/2018 8:48:31 AM	5-0369.dam	18-0567.wiff
15	J8243-FS-D(3)	VC-PM649-DW02-0918	10/3/2018 8:59:24 AM	5-0369.dam	18-0567.wiff
16	MeOH		10/3/2018 9:10:18 AM	5-0369.dam	18-0567.wiff
17	KB85 CCV	CCV	10/3/2018 9:21:11 AM	5-0369.dam	18-0567.wiff
16	MeOH		10/3/2018 9:32:04 AM	5-0369.dam	18-0567.wiff
18	J8213-FS(0)	VC-PM3009-DW03-0918	10/3/2018 9:42:55 AM	5-0369.dam	18-0567.wiff
19	MeOH		10/3/2018 9:53:48 AM	5-0369.dam	18-0567.wiff
20	J8217-FS(0)	VC-PM372-DW03-0918	10/3/2018 10:04:42 AM	5-0369.dam	18-0567.wiff
19	MeOH		10/3/2018 10:15:34 AM	5-0369.dam	18-0567.wiff
16	MeOH		10/3/2018 10:26:27 AM	5-0369.dam	18-0567.wiff
5	MeOH		10/3/2018 10:37:20 AM	5-0369.dam	18-0567.wiff
21	KB69 CCV	CCV	10/3/2018 10:48:13 AM	5-0369.dam	18-0567.wiff
1	KA88 ISC	Instrument Sensitivity	10/3/2018 3:57:14	5-0369.dam	18-0567.wiff

BATTELLE

Sequence Report

Created with Analyst Reporter
Printed: 04/10/2018 7:40:47 PM

Vial	Laboratory Sample ID	Client Sample ID	Acquisition Date	Acquisition Method	Data File
		Check	PM		
2	KB35 IB	Instrument Blank	10/3/2018 4:08:06 PM	5-0369.dam	18-0567.wiff
3	MeOH		10/3/2018 4:19:00 PM	5-0369.dam	18-0567.wiff
4	J8216-FS-D(7)	VC-PM372-DW02P-0918	10/3/2018 4:29:53 PM	5-0369.dam	18-0567.wiff
5	J8241-FS-D(9)	VC-PM649-DW01-0918	10/3/2018 4:40:45 PM	5-0369.dam	18-0567.wiff
6	J8242-FS-D(9)	VC-PM649-DW01P-0918	10/3/2018 4:51:37 PM	5-0369.dam	18-0567.wiff
7	J8244-FS-D(9)	VC-PM649-DW03-0918	10/3/2018 5:02:30 PM	5-0369.dam	18-0567.wiff
8	MeOH		10/3/2018 5:13:22 PM	5-0369.dam	18-0567.wiff
9	KB69 CCV	CCV	10/3/2018 5:24:13 PM	5-0369.dam	18-0567.wiff

BATTELLE

Calibration Summary Report

Created with Analyst Reporter
Printed: 04/10/2018 8:05:43 PM

Analyte Name	PFBS_1	**Data File**	18-0567.wiff
MRM Transition	298.9 / 80.0	**Result Table**	18-0567_BASE
Internal Standard	13C3-PFBS	**Instrument Name**	QTRAP 5500
Acquisition Date	10/2/2018 8:29:24 PM	**Acquisition Method**	5-0369.dam

Regression Equation: y = 2.89292 x + -0.16084 (r = 0.99972) (weighting: 1 / x)

Vial	Sample Name	Sample ID	Used for ICAL	Target Conc. (ng/L)	Calculated Conc. (ng/L)	Recovery (%)
2	KA86	L1	True	101.00	118.242850	117.1
3	KA87	L2	True	252.50	252.515531	100.0
4	KA88	L3	True	505.00	463.842650	91.9
5	KB85	L4	True	1010.00	962.352090	95.3
6	KB69	L5	True	2525.00	2388.436582	94.6
7	KB64	L6	True	10100.00	10133.836648	100.3
8	KB65	L7	True	20200.00	20374.273647	100.9

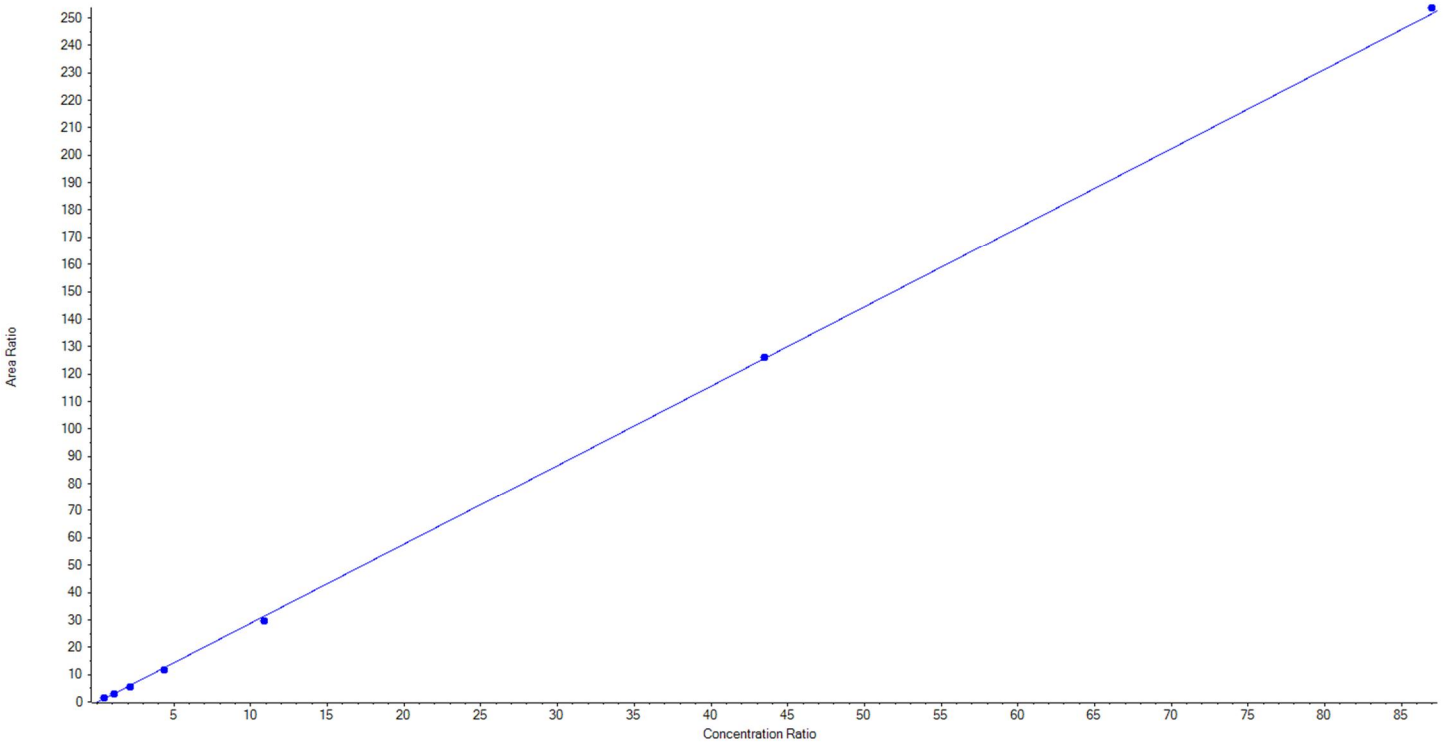

BATTELLE

Calibration Summary Report

Created with Analyst Reporter
Printed: 04/10/2018 8:05:43 PM

Analyte Name	PFBS_2	**Data File**	18-0567.wiff
MRM Transition	298.9 / 99.0	**Result Table**	18-0567_BASE
Internal Standard	13C3-PFBS	**Instrument Name**	QTRAP 5500
Acquisition Date	10/2/2018 8:29:24 PM	**Acquisition Method**	5-0369.dam

Regression Equation: y = 0.84252 x + 0.08846 (r = 0.99963) (weighting: 1 / x)

Vial	Sample Name	Sample ID	Used for ICAL	Target Conc. (ng/L)	Calculated Conc. (ng/L)	Recovery (%)
2	KA86	L1	True	101.00	127.941924	126.7
3	KA87	L2	True	252.50	234.849528	93.0
4	KA88	L3	True	505.00	436.780354	86.5
5	KB85	L4	True	1010.00	955.659161	94.6
6	KB69	L5	True	2525.00	2467.152233	97.7
7	KB64	L6	True	10100.00	10230.920973	101.3
8	KB65	L7	True	20200.00	20240.195826	100.2

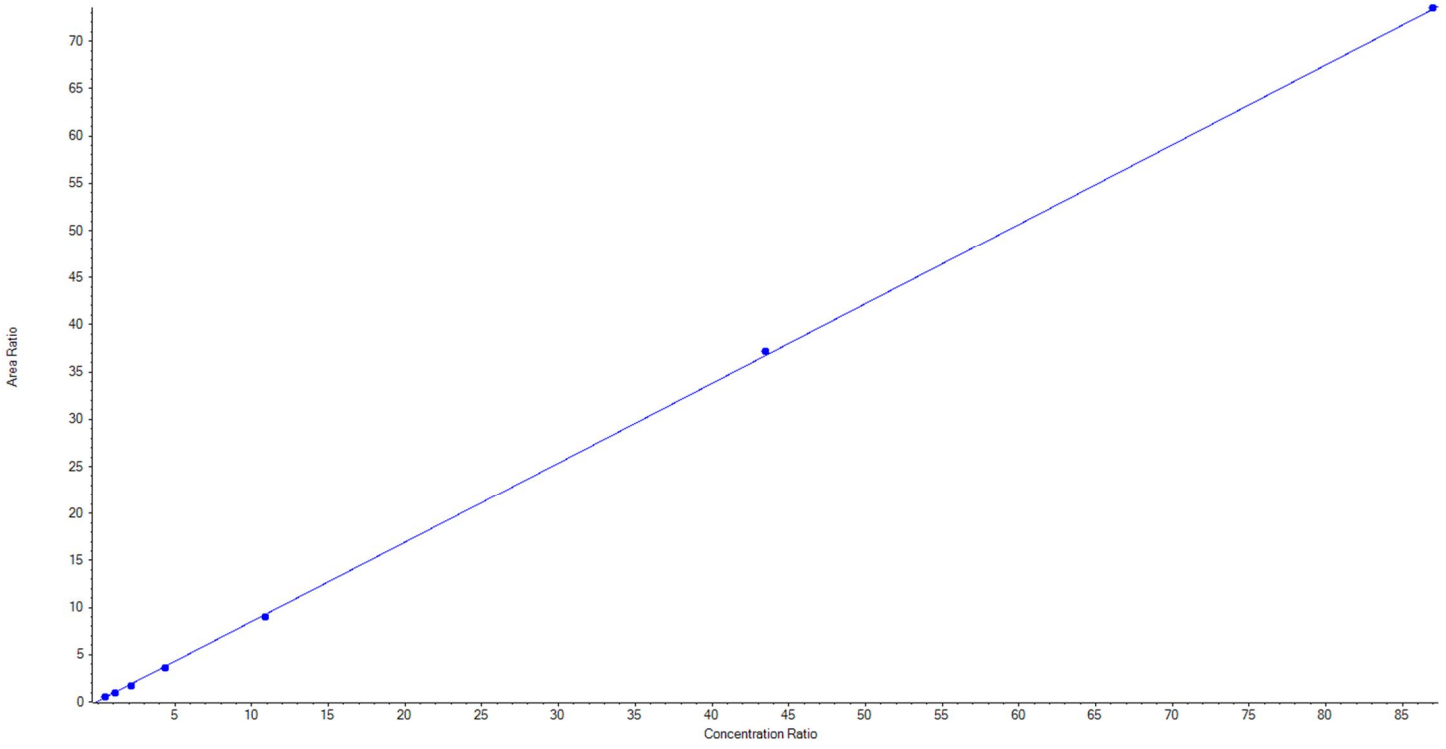

BATTELLE

Calibration Summary Report

Created with Analyst Reporter
Printed: 04/10/2018 8:05:43 PM

Analyte Name	PFHxA_1	**Data File**	18-0567.wiff
MRM Transition	313.0 / 269.0	**Result Table**	18-0567_BASE
Internal Standard	13C5-PFHxA	**Instrument Name**	QTRAP 5500
Acquisition Date	10/2/2018 8:29:24 PM	**Acquisition Method**	5-0369.dam

Regression Equation: y = 0.96350 x + 0.04994 (r = 0.99960) (weighting: 1 / x)

Vial	Sample Name	Sample ID	Used for ICAL	Target Conc. (ng/L)	Calculated Conc. (ng/L)	Recovery (%)
2	KA86	L1	True	101.00	103.436543	102.4
3	KA87	L2	True	252.50	265.363796	105.1
4	KA88	L3	True	505.00	473.609923	93.8
5	KB85	L4	True	1010.00	974.984492	96.5
6	KB69	L5	True	2525.00	2523.702577	100.0
7	KB64	L6	True	10100.00	10497.477669	103.9
8	KB65	L7	True	20200.00	19854.924999	98.3

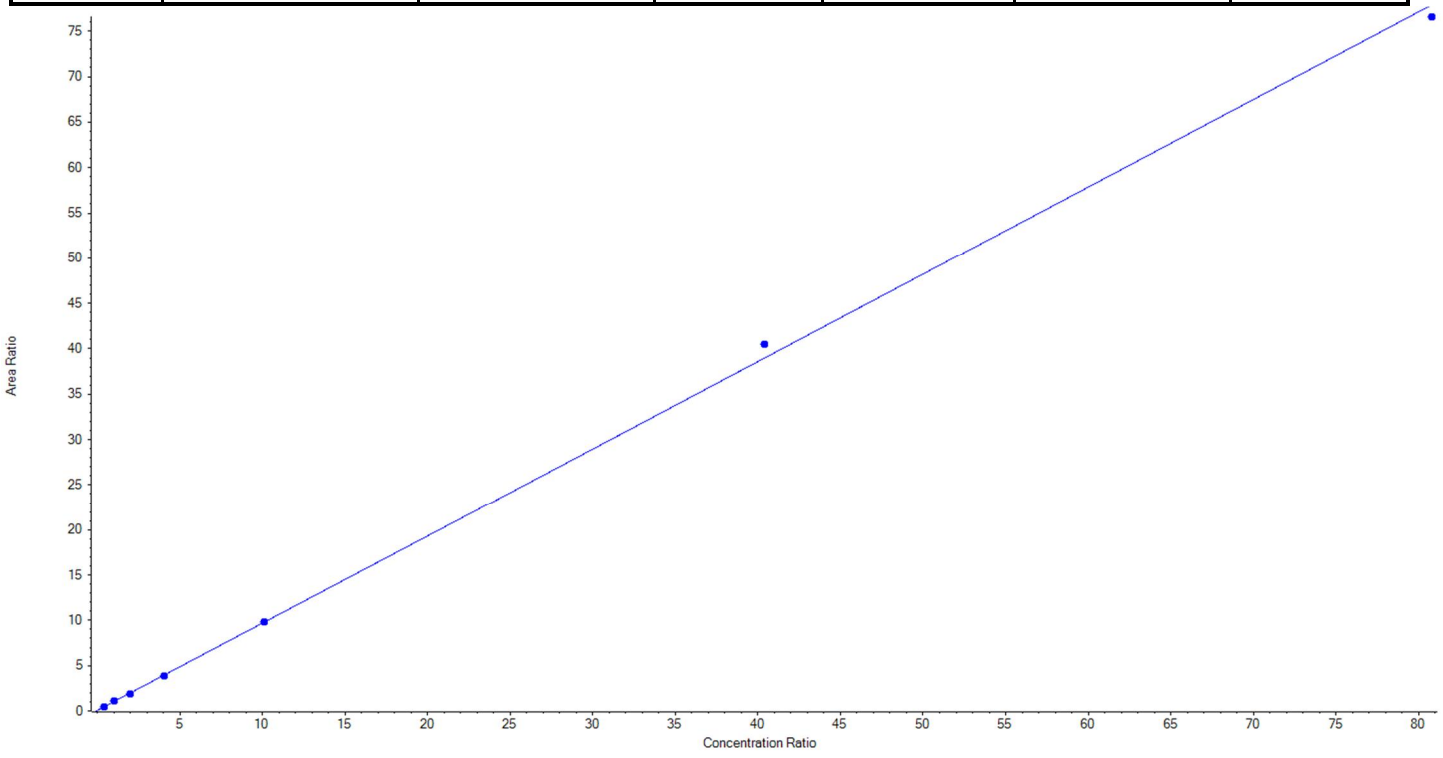

BATTELLE

Calibration Summary Report

Created with Analyst Reporter
Printed: 04/10/2018 8:05:43 PM

Analyte Name	PFHxA_2	**Data File**	18-0567.wiff
MRM Transition	313.0 / 119.0	**Result Table**	18-0567_BASE
Internal Standard	13C5-PFHxA	**Instrument Name**	QTRAP 5500
Acquisition Date	10/2/2018 8:29:24 PM	**Acquisition Method**	5-0369.dam

Regression Equation: y = 0.07031 x + 0.01307 (r = 0.99911) (weighting: 1 / x)

Vial	Sample Name	Sample ID	Used for ICAL	Target Conc. (ng/L)	Calculated Conc. (ng/L)	Recovery (%)
2	KA86	L1	True	101.00	94.090202	93.2
3	KA87	L2	True	252.50	278.935665	110.5
4	KA88	L3	True	505.00	490.077726	97.1
5	KB85	L4	True	1010.00	991.873026	98.2
6	KB69	L5	True	2525.00	2468.194621	97.8
7	KB64	L6	True	10100.00	10710.651070	106.1
8	KB65	L7	True	20200.00	19659.677689	97.3

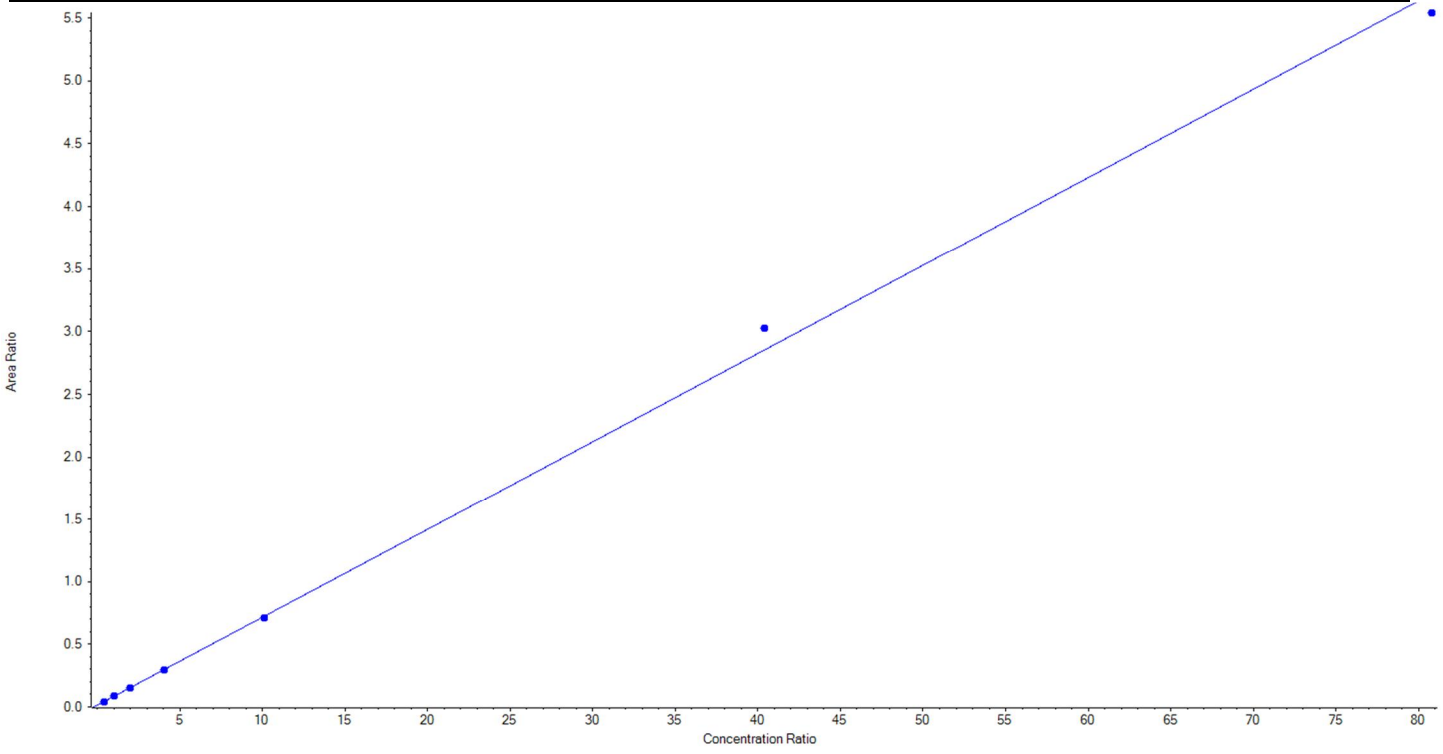

BATTELLE

Calibration Summary Report

Created with Analyst Reporter
Printed: 04/10/2018 8:05:43 PM

Analyte Name	PFHpA_1	**Data File**	18-0567.wiff
MRM Transition	363.0 / 319.0	**Result Table**	18-0567_BASE
Internal Standard	13C4-PFHpA	**Instrument Name**	QTRAP 5500
Acquisition Date	10/2/2018 8:29:24 PM	**Acquisition Method**	5-0369.dam

Regression Equation: y = 0.84497 x + 0.00897 (r = 0.99986) (weighting: 1 / x)

Vial	Sample Name	Sample ID	Used for ICAL	Target Conc. (ng/L)	Calculated Conc. (ng/L)	Recovery (%)
2	KA86	L1	True	100.00	105.076110	105.1
3	KA87	L2	True	250.00	268.383904	107.4
4	KA88	L3	True	500.00	469.034853	93.8
5	KB85	L4	True	1000.00	961.786160	96.2
6	KB69	L5	True	2500.00	2432.324450	97.3
7	KB64	L6	True	10000.00	9944.958168	99.5
8	KB65	L7	True	20000.00	20168.436354	100.8

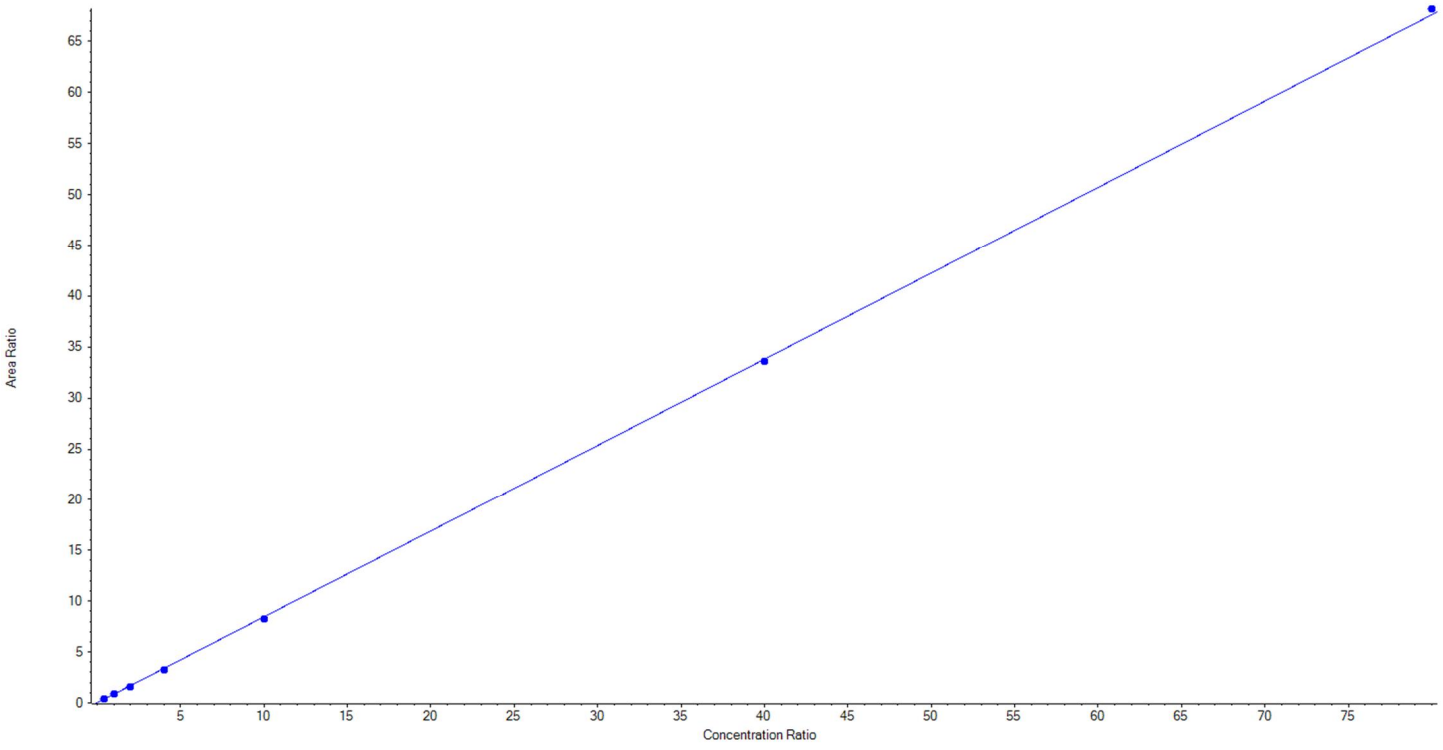

BATTELLE

Calibration Summary Report

Created with Analyst Reporter
Printed: 04/10/2018 8:05:43 PM

Analyte Name	PFHpA_2	**Data File**	18-0567.wiff
MRM Transition	363.0 / 169.0	**Result Table**	18-0567_BASE
Internal Standard	13C4-PFHpA	**Instrument Name**	QTRAP 5500
Acquisition Date	10/2/2018 8:29:24 PM	**Acquisition Method**	5-0369.dam

Regression Equation: y = 0.01756 x + -2.25389e-4 (r = 0.99959) (weighting: 1 / x)

Vial	Sample Name	Sample ID	Used for ICAL	Target Conc. (ng/L)	Calculated Conc. (ng/L)	Recovery (%)
2	KA86	L1	True	100.00	99.234762	99.2
3	KA87	L2	True	250.00	207.752804	83.1
4	KA88	L3	True	500.00	570.051877	114.0
5	KB85	L4	True	1000.00	996.510414	99.7
6	KB69	L5	True	2500.00	2598.436082	103.9
7	KB64	L6	True	10000.00	10135.037262	101.4
8	KB65	L7	True	20000.00	19742.976800	98.7

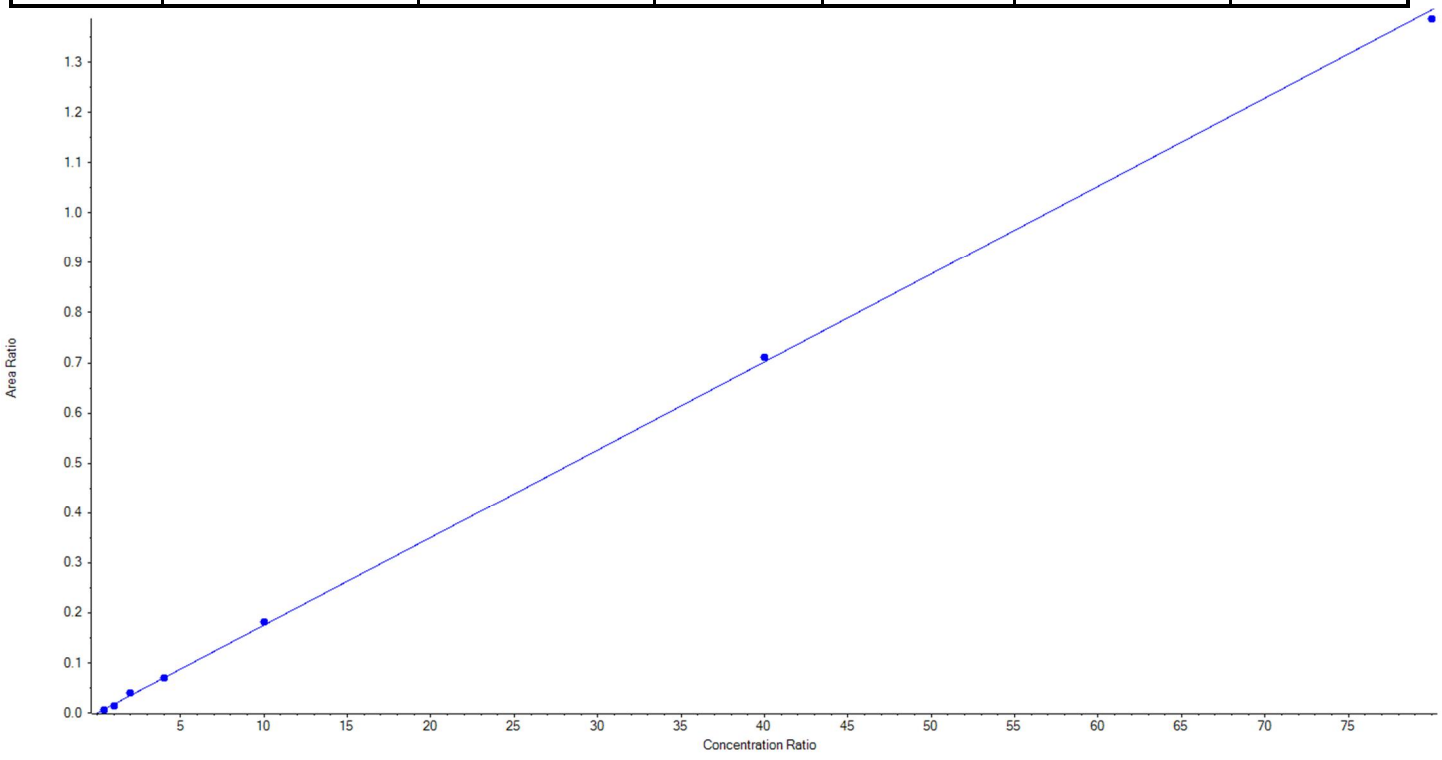

BATTELLE

Calibration Summary Report

Created with Analyst Reporter
Printed: 04/10/2018 8:05:43 PM

Analyte Name	PFHxS_1	**Data File**	18-0567.wiff
MRM Transition	399.0 / 80.0	**Result Table**	18-0567_BASE
Internal Standard	13C3-PFHxS	**Instrument Name**	QTRAP 5500
Acquisition Date	10/2/2018 8:29:24 PM	**Acquisition Method**	5-0369.dam

Regression Equation: y = 3.35643 x + 0.10921 (r = 0.99843) (weighting: 1 / x)

Vial	Sample Name	Sample ID	Used for ICAL	Target Conc. (ng/L)	Calculated Conc. (ng/L)	Recovery (%)
2	KA86	L1	True	101.00	108.237125	107.2
3	KA87	L2	True	252.50	272.323086	107.9
4	KA88	L3	True	505.00	471.051343	93.3
5	KB85	L4	True	1010.00	977.033184	96.7
6	KB69	L5	True	2525.00	2265.053300	89.7
7	KB64	L6	True	10100.00	10863.782462	107.6
8	KB65	L7	True	20200.00	19736.019502	97.7

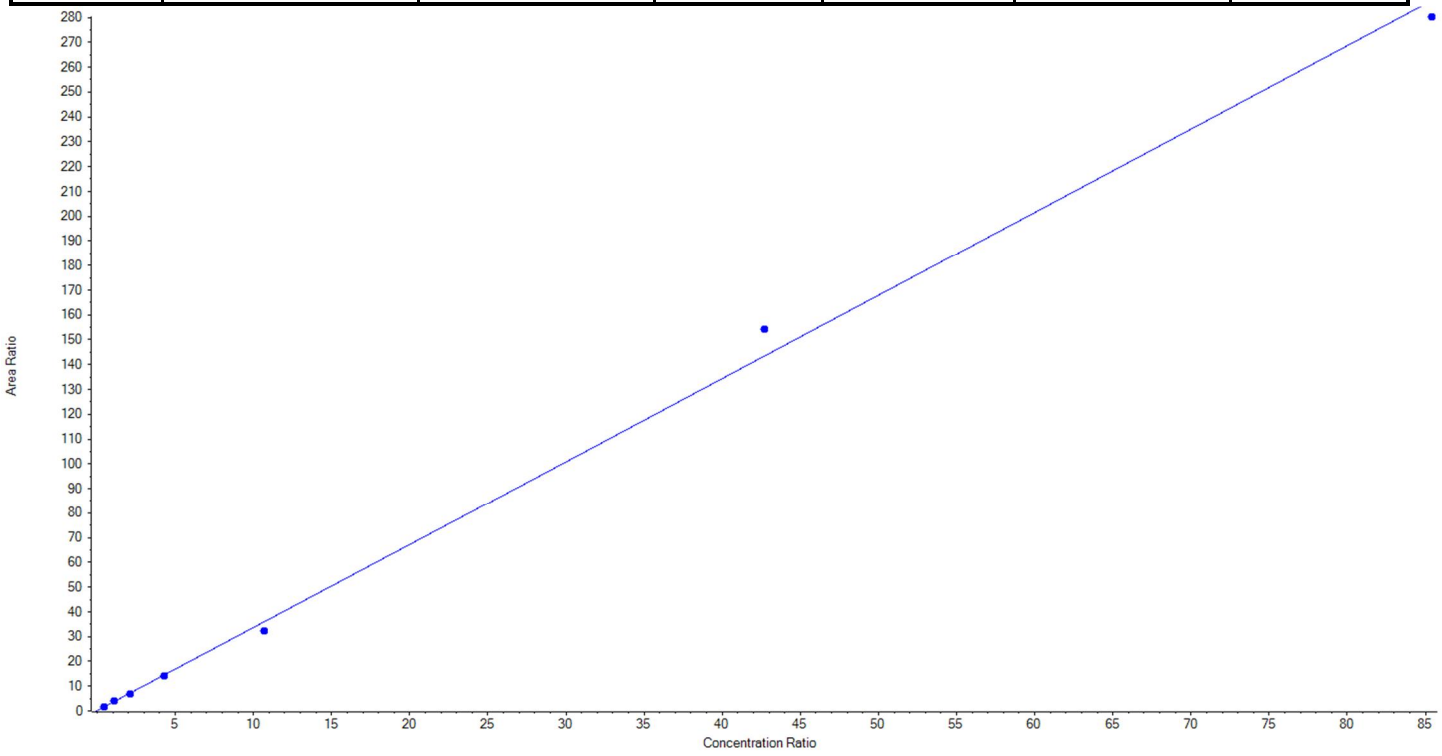

BATTELLE

Calibration Summary Report

Created with Analyst Reporter
Printed: 04/10/2018 8:05:43 PM

Analyte Name	PFHxS_2	**Data File**	18-0567.wiff
MRM Transition	399.0 / 99.0	**Result Table**	18-0567_BASE
Internal Standard	13C3-PFHxS	**Instrument Name**	QTRAP 5500
Acquisition Date	10/2/2018 8:29:24 PM	**Acquisition Method**	5-0369.dam

Regression Equation: y = 0.96845 x + 0.01259 (r = 0.99877) (weighting: 1 / x)

Vial	Sample Name	Sample ID	Used for ICAL	Target Conc. (ng/L)	Calculated Conc. (ng/L)	Recovery (%)
2	KA86	L1	True	101.00	104.699018	103.7
3	KA87	L2	True	252.50	294.347378	116.6
4	KA88	L3	True	505.00	441.703024	87.5
5	KB85	L4	True	1010.00	989.614030	98.0
6	KB69	L5	True	2525.00	2272.262593	90.0
7	KB64	L6	True	10100.00	10683.029937	105.8
8	KB65	L7	True	20200.00	19907.844020	98.6

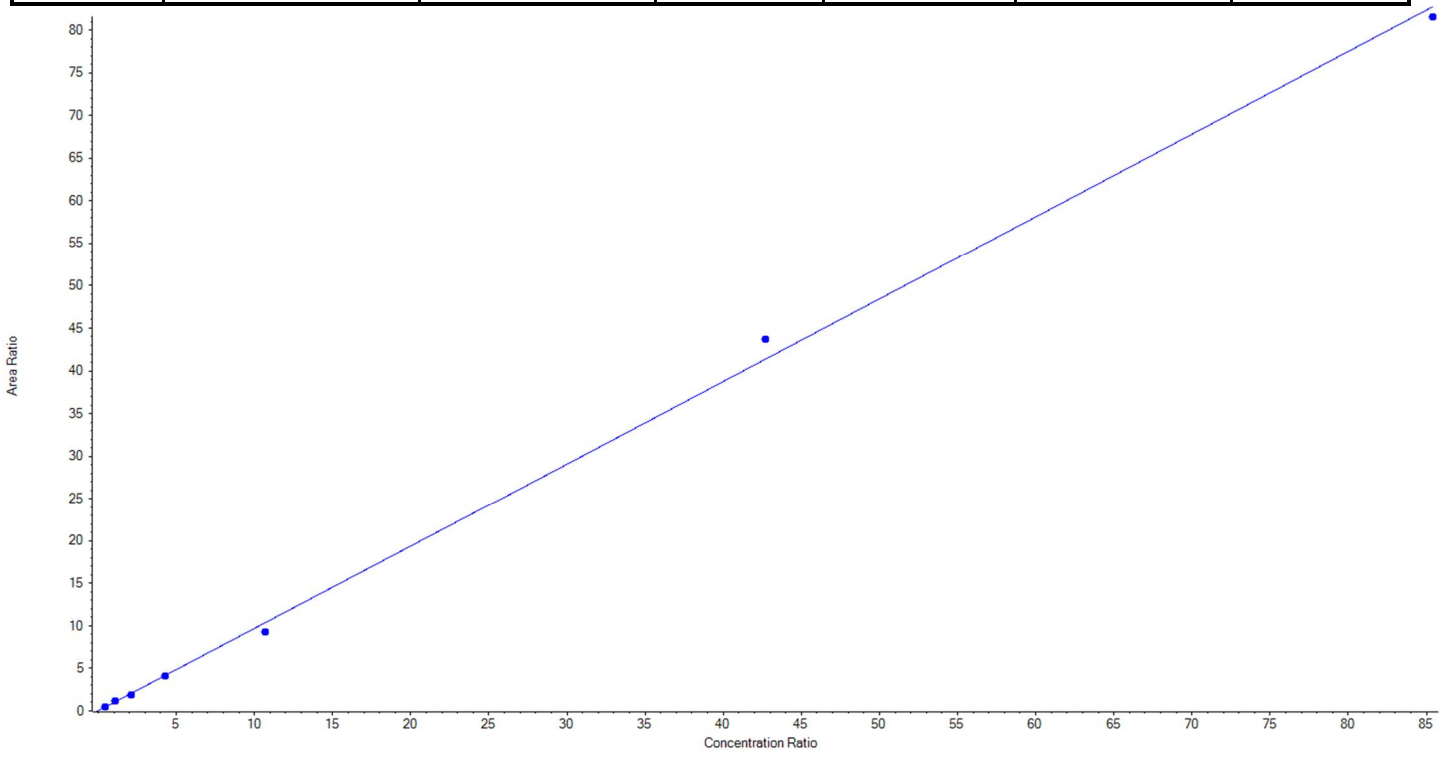

BATTELLE

Calibration Summary Report

Created with Analyst Reporter
Printed: 04/10/2018 8:05:43 PM

Analyte Name	PFOA_1	**Data File**	18-0567.wiff
MRM Transition	413.0 / 369.0	**Result Table**	18-0567_BASE
Internal Standard	13C8-PFOA	**Instrument Name**	QTRAP 5500
Acquisition Date	10/2/2018 8:29:24 PM	**Acquisition Method**	5-0369.dam

Regression Equation: y = 1.00778 x + 0.01994 (r = 0.99988) (weighting: 1 / x)

Vial	Sample Name	Sample ID	Used for ICAL	Target Conc. (ng/L)	Calculated Conc. (ng/L)	Recovery (%)
2	KA86	L1	True	100.00	103.059565	103.1
3	KA87	L2	True	250.00	259.712734	103.9
4	KA88	L3	True	500.00	464.403086	92.9
5	KB85	L4	True	1000.00	1032.344173	103.2
6	KB69	L5	True	2500.00	2408.845401	96.4
7	KB64	L6	True	10000.00	10035.663035	100.4
8	KB65	L7	True	20000.00	20045.972006	100.2

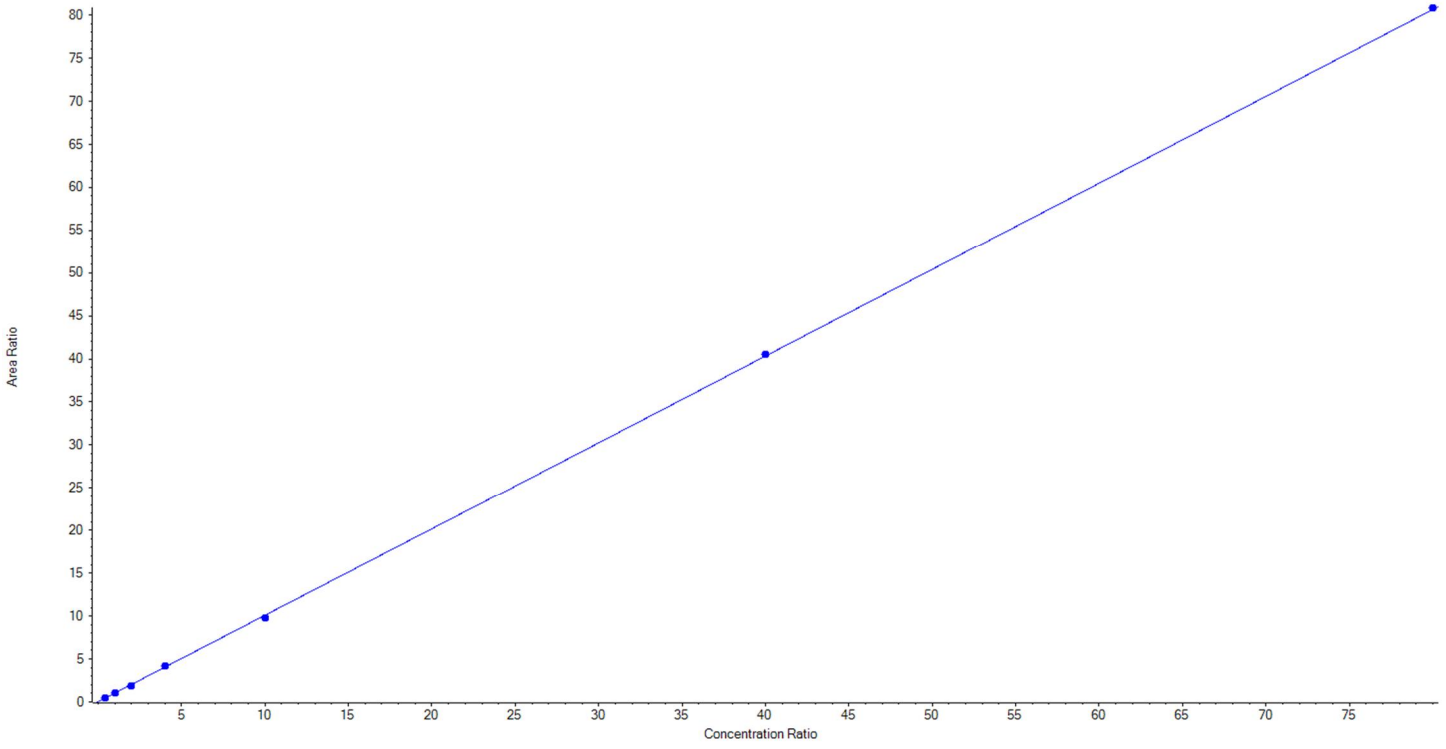

BATTELLE

Calibration Summary Report

Created with Analyst Reporter
Printed: 04/10/2018 8:05:43 PM

Analyte Name	PFOA_2	**Data File**	18-0567.wiff
MRM Transition	413.0 / 169.0	**Result Table**	18-0567_BASE
Internal Standard	13C8-PFOA	**Instrument Name**	QTRAP 5500
Acquisition Date	10/2/2018 8:29:24 PM	**Acquisition Method**	5-0369.dam

Regression Equation: y = 0.06330 x + -9.26640e-4 (r = 0.99978) (weighting: 1 / x)

Vial	Sample Name	Sample ID	Used for ICAL	Target Conc. (ng/L)	Calculated Conc. (ng/L)	Recovery (%)
2	KA86	L1	True	100.00	97.339733	97.3
3	KA87	L2	True	250.00	263.764801	105.5
4	KA88	L3	True	500.00	490.273598	98.1
5	KB85	L4	True	1000.00	1047.963770	104.8
6	KB69	L5	True	2500.00	2358.191004	94.3
7	KB64	L6	True	10000.00	9902.654900	99.0
8	KB65	L7	True	20000.00	20189.812195	101.0

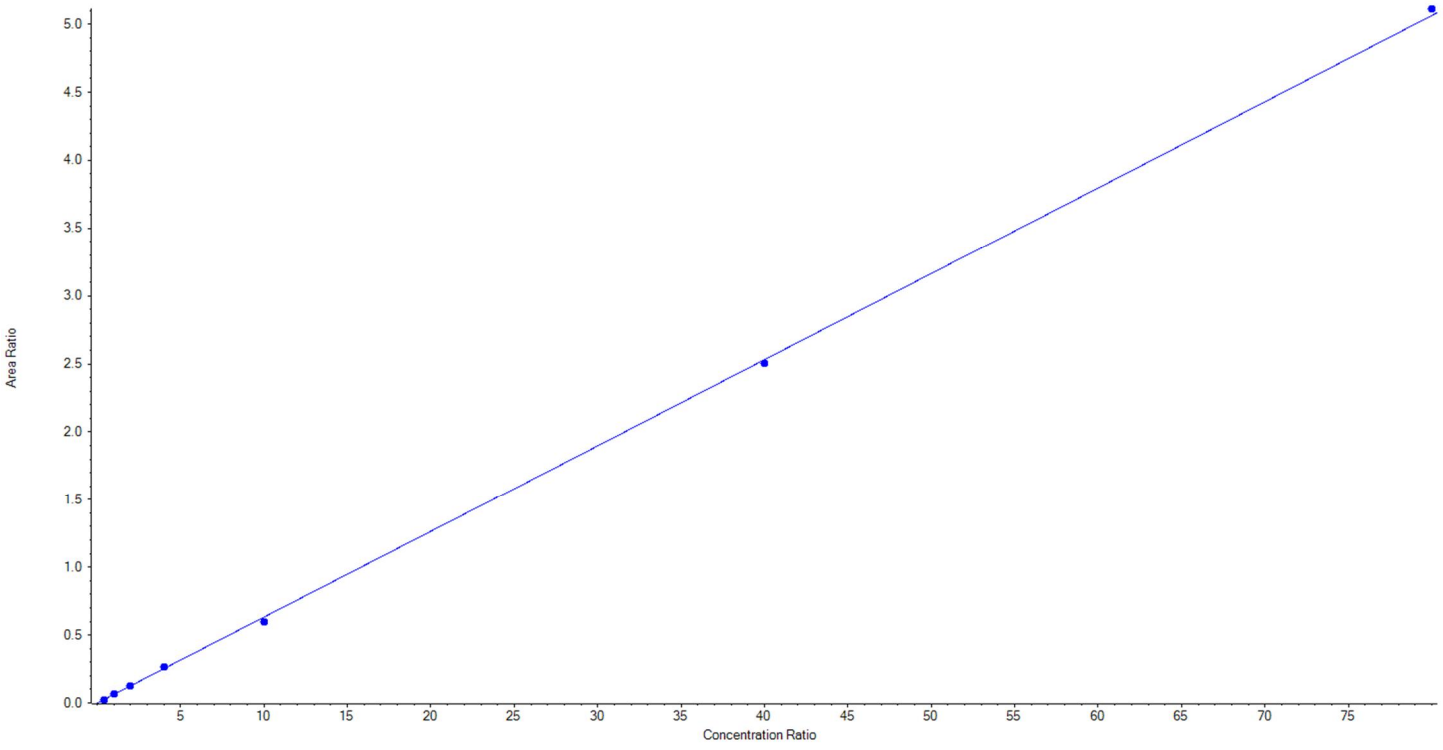

BATTELLE

Calibration Summary Report

Created with Analyst Reporter
Printed: 04/10/2018 8:05:43 PM

Analyte Name	PFNA_1	**Data File**	18-0567.wiff
MRM Transition	463.0 / 419.0	**Result Table**	18-0567_BASE
Internal Standard	13C9-PFNA	**Instrument Name**	QTRAP 5500
Acquisition Date	10/2/2018 8:29:24 PM	**Acquisition Method**	5-0369.dam

Regression Equation: y = 0.92124 x + 0.07140 (r = 0.99989) (weighting: 1 / x)

Vial	Sample Name	Sample ID	Used for ICAL	Target Conc. (ng/L)	Calculated Conc. (ng/L)	Recovery (%)
2	KA86	L1	True	100.00	96.157405	96.2
3	KA87	L2	True	250.00	249.031439	99.6
4	KA88	L3	True	500.00	488.087483	97.6
5	KB85	L4	True	1000.00	1048.447832	104.8
6	KB69	L5	True	2500.00	2536.519181	101.5
7	KB64	L6	True	10000.00	10129.637799	101.3
8	KB65	L7	True	20000.00	19802.118861	99.0

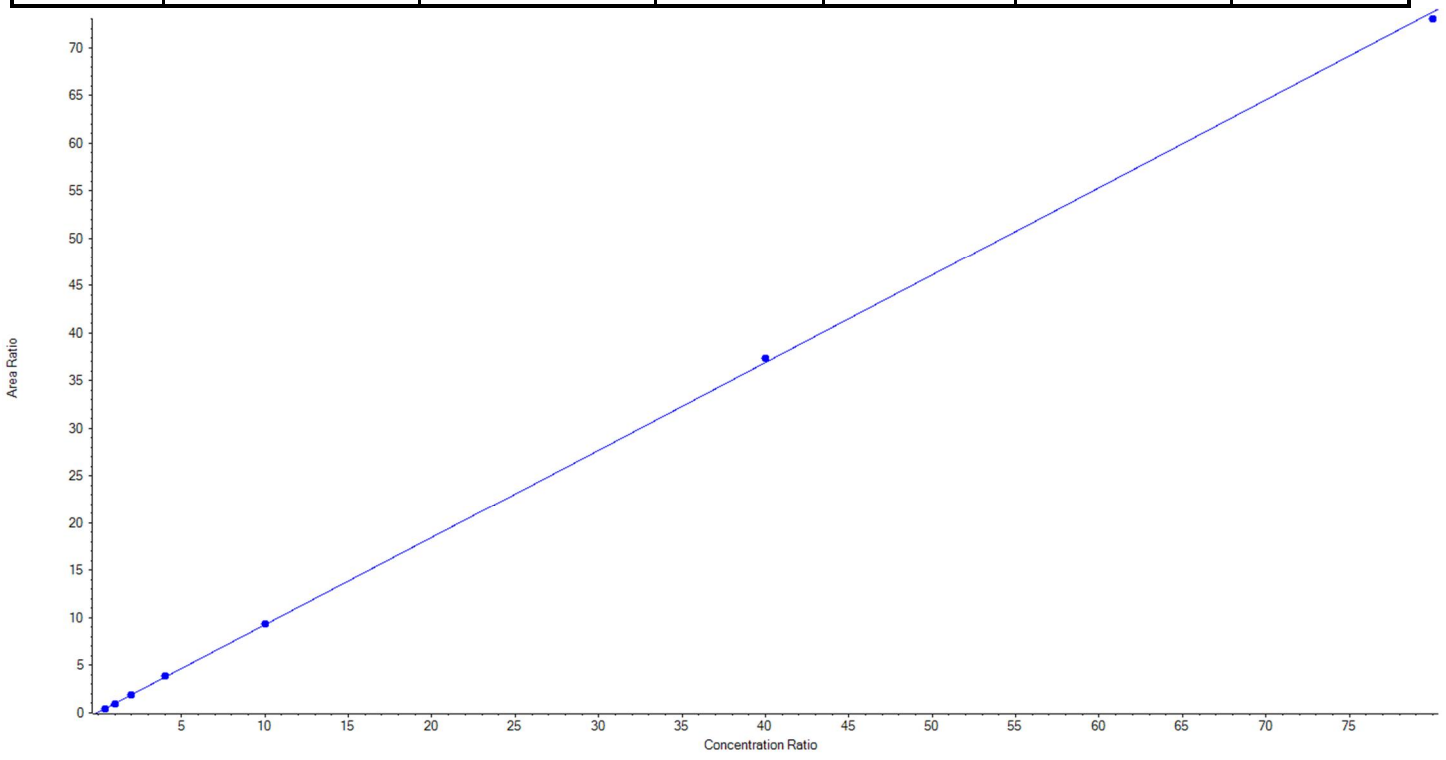

BATTELLE

Calibration Summary Report

Created with Analyst Reporter
Printed: 04/10/2018 8:05:43 PM

Analyte Name	PFNA_2	**Data File**	18-0567.wiff
MRM Transition	463.0 / 219.0	**Result Table**	18-0567_BASE
Internal Standard	13C9-PFNA	**Instrument Name**	QTRAP 5500
Acquisition Date	10/2/2018 8:29:24 PM	**Acquisition Method**	5-0369.dam

Regression Equation: y = 0.28489 x + 0.03888 (r = 0.99989) (weighting: 1 / x)

Vial	Sample Name	Sample ID	Used for ICAL	Target Conc. (ng/L)	Calculated Conc. (ng/L)	Recovery (%)
2	KA86	L1	True	100.00	102.468768	102.5
3	KA87	L2	True	250.00	252.395569	101.0
4	KA88	L3	True	500.00	468.306817	93.7
5	KB85	L4	True	1000.00	1035.566728	103.6
6	KB69	L5	True	2500.00	2461.192991	98.5
7	KB64	L6	True	10000.00	10151.380563	101.5
8	KB65	L7	True	20000.00	19878.688563	99.4

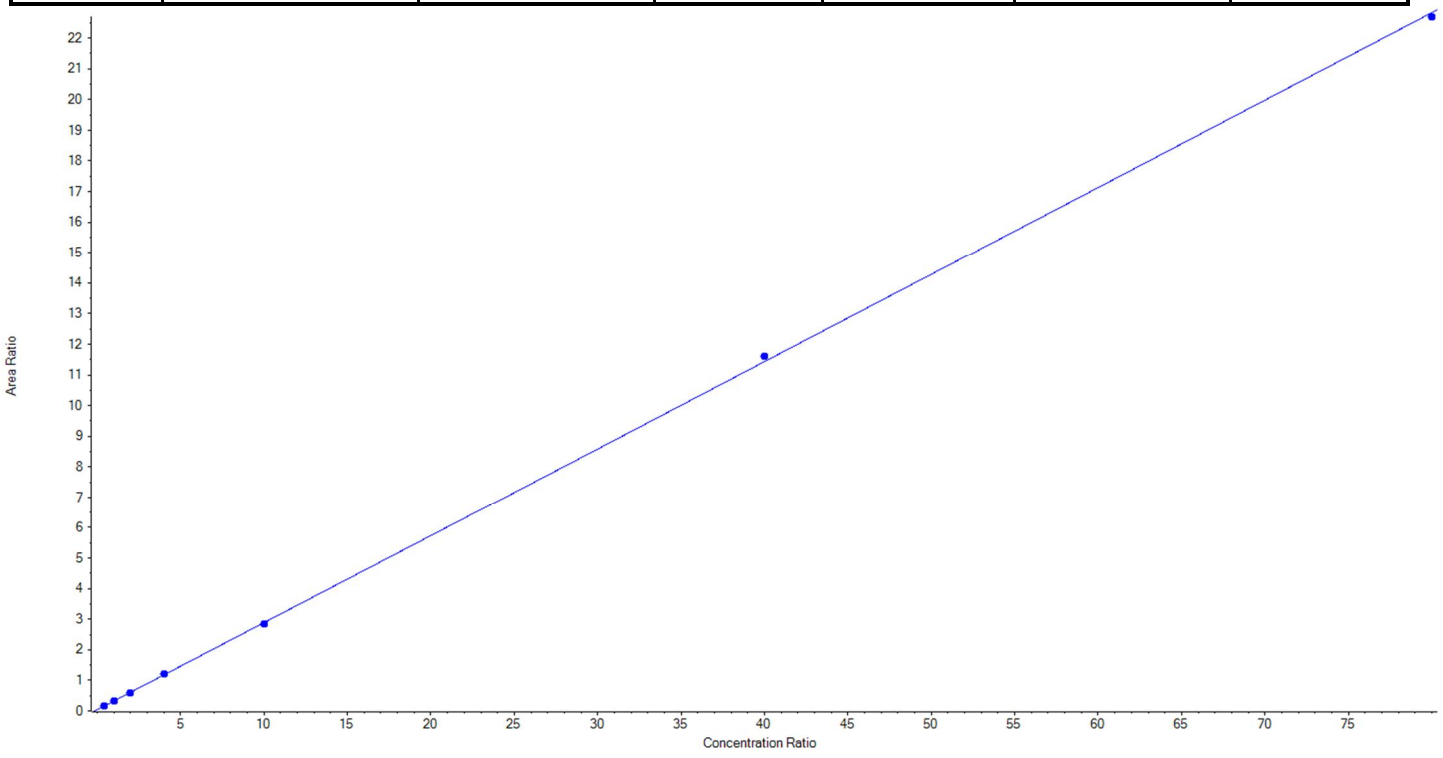

BATTELLE

Calibration Summary Report

Created with Analyst Reporter
Printed: 04/10/2018 8:05:43 PM

Analyte Name	PFOS_1	**Data File**	18-0567.wiff
MRM Transition	499.0 / 80.0	**Result Table**	18-0567_BASE
Internal Standard	13C8-PFOS	**Instrument Name**	QTRAP 5500
Acquisition Date	10/2/2018 8:29:24 PM	**Acquisition Method**	5-0369.dam

Regression Equation: y = 4.51667 x + 0.47263 (r = 0.99942) (weighting: 1 / x)

Vial	Sample Name	Sample ID	Used for ICAL	Target Conc. (ng/L)	Calculated Conc. (ng/L)	Recovery (%)
2	KA86	L1	True	100.00	103.769423	103.8
3	KA87	L2	True	250.00	257.277249	102.9
4	KA88	L3	True	500.00	459.528466	91.9
5	KB85	L4	True	1000.00	997.260536	99.7
6	KB69	L5	True	2500.00	2474.021804	99.0
7	KB64	L6	True	10000.00	10487.269169	104.9
8	KB65	L7	True	20000.00	19570.873353	97.9

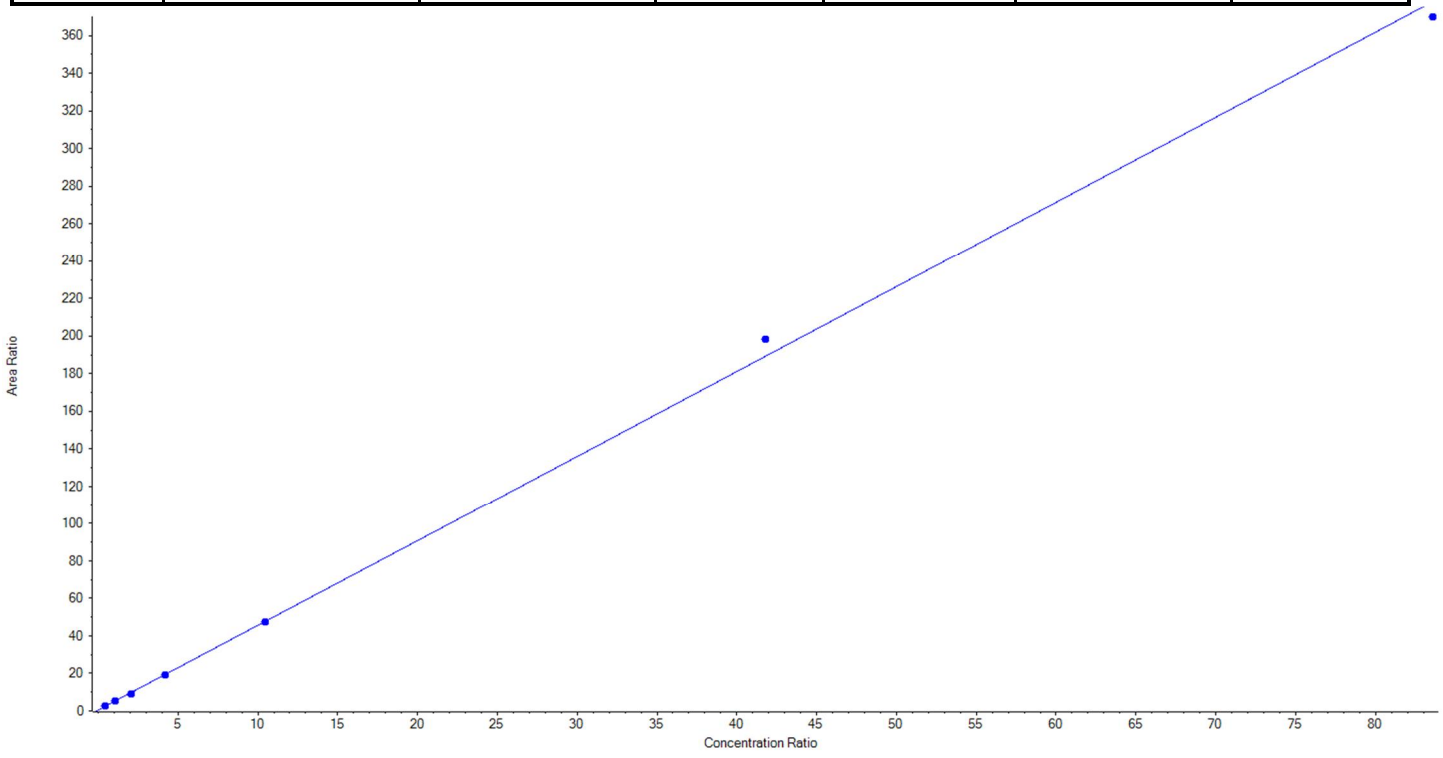

BATTELLE

Calibration Summary Report

Created with Analyst Reporter
Printed: 04/10/2018 8:05:43 PM

Analyte Name	PFOS_2	**Data File**	18-0567.wiff
MRM Transition	499.0 / 99.0	**Result Table**	18-0567_BASE
Internal Standard	13C8-PFOS	**Instrument Name**	QTRAP 5500
Acquisition Date	10/2/2018 8:29:24 PM	**Acquisition Method**	5-0369.dam

Regression Equation: y = 0.79442 x + 0.07329 (r = 0.99861) (weighting: 1 / x)

Vial	Sample Name	Sample ID	Used for ICAL	Target Conc. (ng/L)	Calculated Conc. (ng/L)	Recovery (%)
2	KA86	L1	True	100.00	116.579914	116.6
3	KA87	L2	True	250.00	259.917357	104.0
4	KA88	L3	True	500.00	459.286260	91.9
5	KB85	L4	True	1000.00	820.322992	82.0
6	KB69	L5	True	2500.00	2543.792355	101.8
7	KB64	L6	True	10000.00	10612.278502	106.1
8	KB65	L7	True	20000.00	19537.822619	97.7

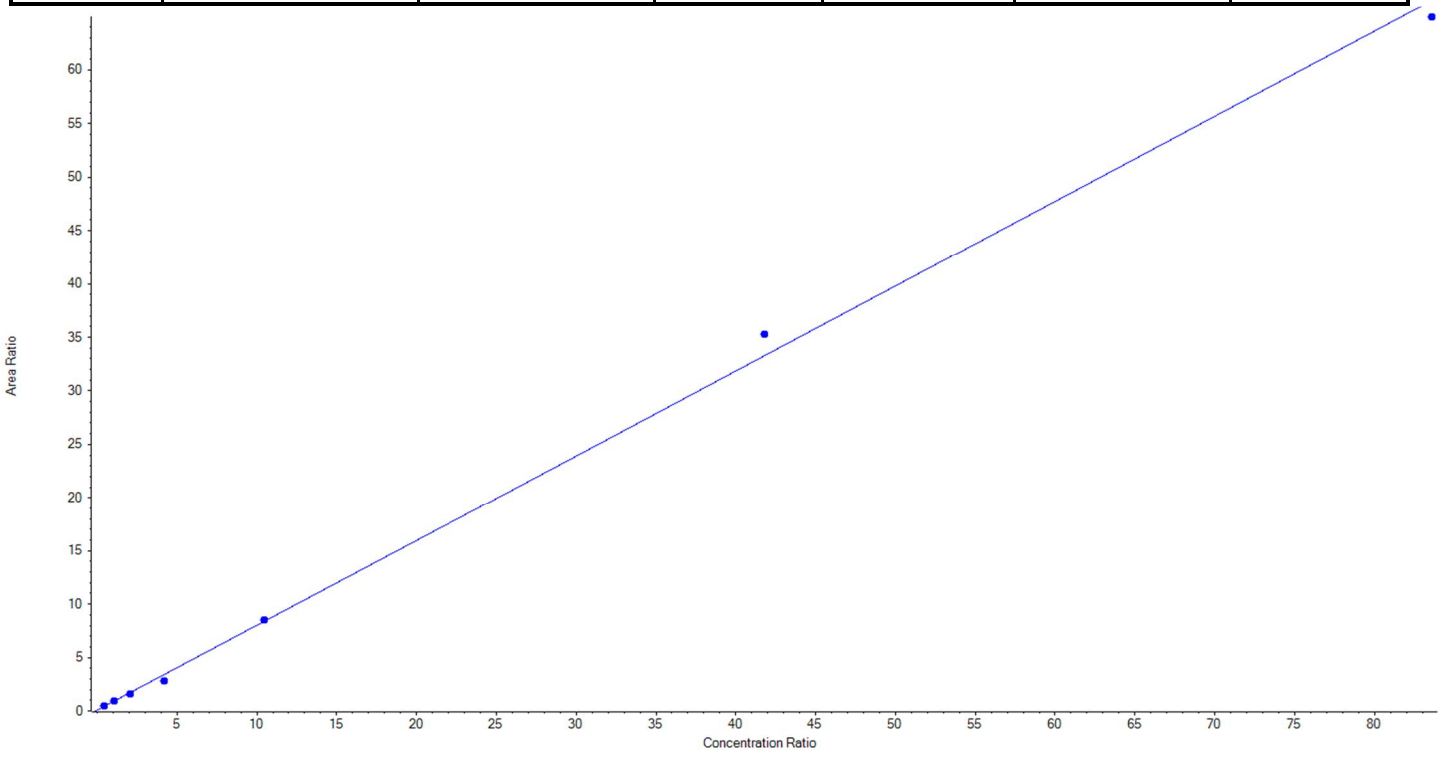

BATTELLE

Calibration Summary Report

Created with Analyst Reporter
Printed: 04/10/2018 8:05:43 PM

Analyte Name	PFDA_1	**Data File**	18-0567.wiff
MRM Transition	513.0 / 469.0	**Result Table**	18-0567_BASE
Internal Standard	13C6-PFDA	**Instrument Name**	QTRAP 5500
Acquisition Date	10/2/2018 8:29:24 PM	**Acquisition Method**	5-0369.dam

Regression Equation: y = 0.99570 x + 0.05245 (r = 0.99960) (weighting: 1 / x)

Vial	Sample Name	Sample ID	Used for ICAL	Target Conc. (ng/L)	Calculated Conc. (ng/L)	Recovery (%)
2	KA86	L1	True	100.00	93.212142	93.2
3	KA87	L2	True	250.00	264.139879	105.7
4	KA88	L3	True	500.00	494.075704	98.8
5	KB85	L4	True	1000.00	1020.809243	102.1
6	KB69	L5	True	2500.00	2453.490287	98.1
7	KB64	L6	True	10000.00	10394.973207	104.0
8	KB65	L7	True	20000.00	19629.299538	98.2

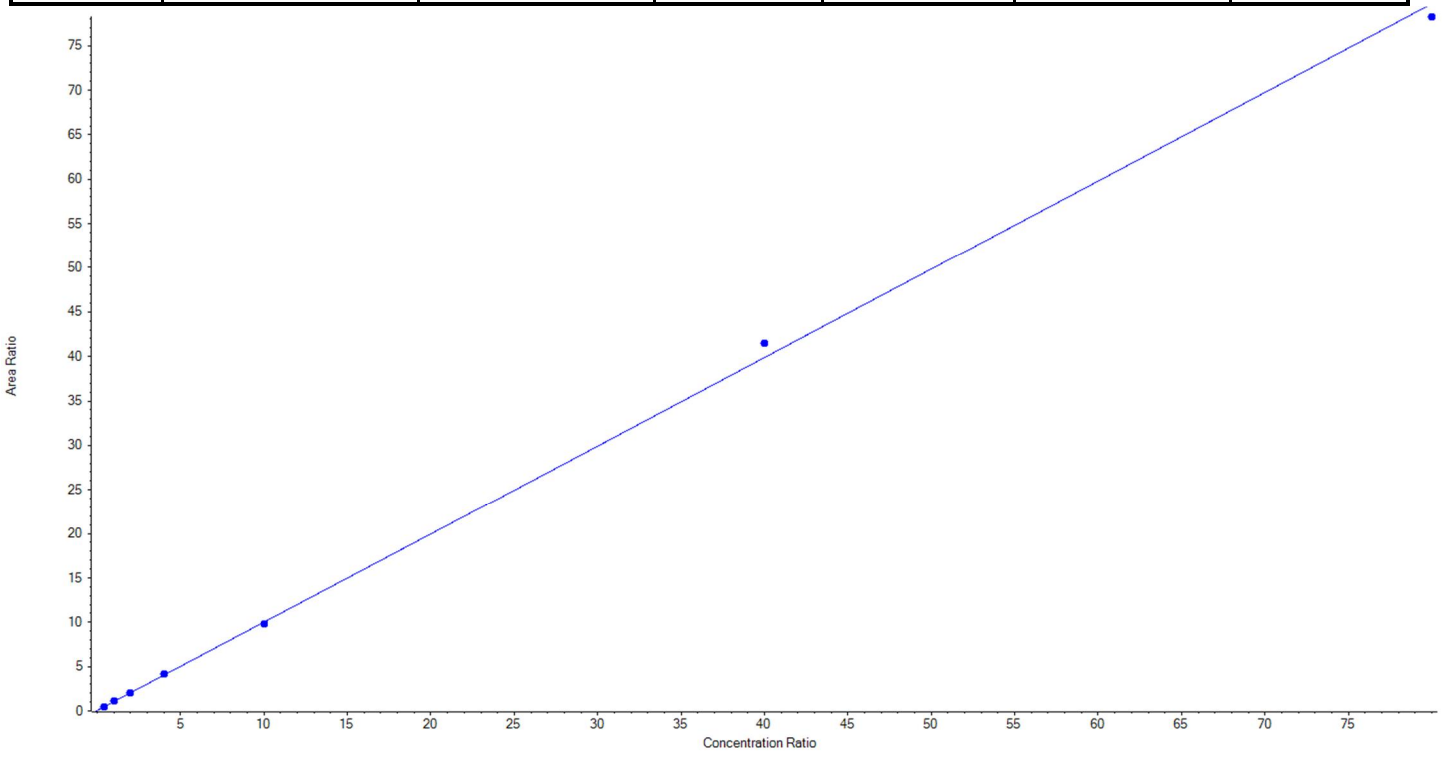

BATTELLE

Calibration Summary Report

Created with Analyst Reporter
Printed: 04/10/2018 8:05:43 PM

Analyte Name	PFDA_2	**Data File**	18-0567.wiff
MRM Transition	513.0 / 219.0	**Result Table**	18-0567_BASE
Internal Standard	13C6-PFDA	**Instrument Name**	QTRAP 5500
Acquisition Date	10/2/2018 8:29:24 PM	**Acquisition Method**	5-0369.dam

Regression Equation: y = 0.04318 x + 0.00479 (r = 0.99979) (weighting: 1 / x)

Vial	Sample Name	Sample ID	Used for ICAL	Target Conc. (ng/L)	Calculated Conc. (ng/L)	Recovery (%)
2	KA86	L1	True	100.00	120.997412	121.0
3	KA87	L2	True	250.00	227.131528	90.9
4	KA88	L3	True	500.00	463.377769	92.7
5	KB85	L4	True	1000.00	972.688339	97.3
6	KB69	L5	True	2500.00	2448.177670	97.9
7	KB64	L6	True	10000.00	9938.069190	99.4
8	KB65	L7	True	20000.00	20179.558092	100.9

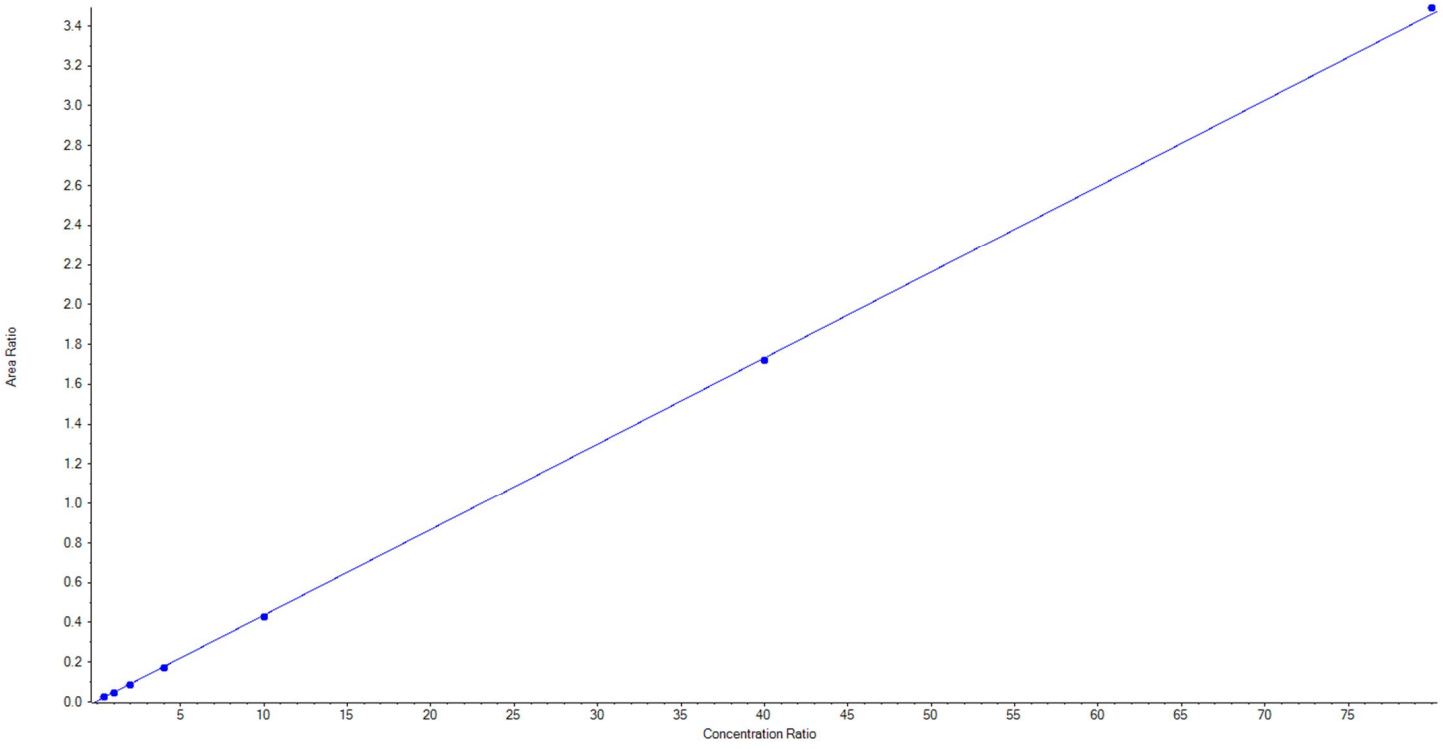

BATTELLE

Calibration Summary Report

Created with Analyst Reporter
Printed: 04/10/2018 8:05:43 PM

Analyte Name	PFUnA_1	**Data File**	18-0567.wiff
MRM Transition	563.0 / 519.0	**Result Table**	18-0567_BASE
Internal Standard	13C7-PFUnA	**Instrument Name**	QTRAP 5500
Acquisition Date	10/2/2018 8:29:24 PM	**Acquisition Method**	5-0369.dam

Regression Equation: y = 1.03304 x + -0.02786 (r = 0.99946) (weighting: 1 / x)

Vial	Sample Name	Sample ID	Used for ICAL	Target Conc. (ng/L)	Calculated Conc. (ng/L)	Recovery (%)
2	KA86	L1	True	100.00	115.774594	115.8
3	KA87	L2	True	250.00	263.442924	105.4
4	KA88	L3	True	500.00	454.446863	90.9
5	KB85	L4	True	1000.00	921.368543	92.1
6	KB69	L5	True	2500.00	2404.546580	96.2
7	KB64	L6	True	10000.00	9737.608647	97.4
8	KB65	L7	True	20000.00	20452.811849	102.3

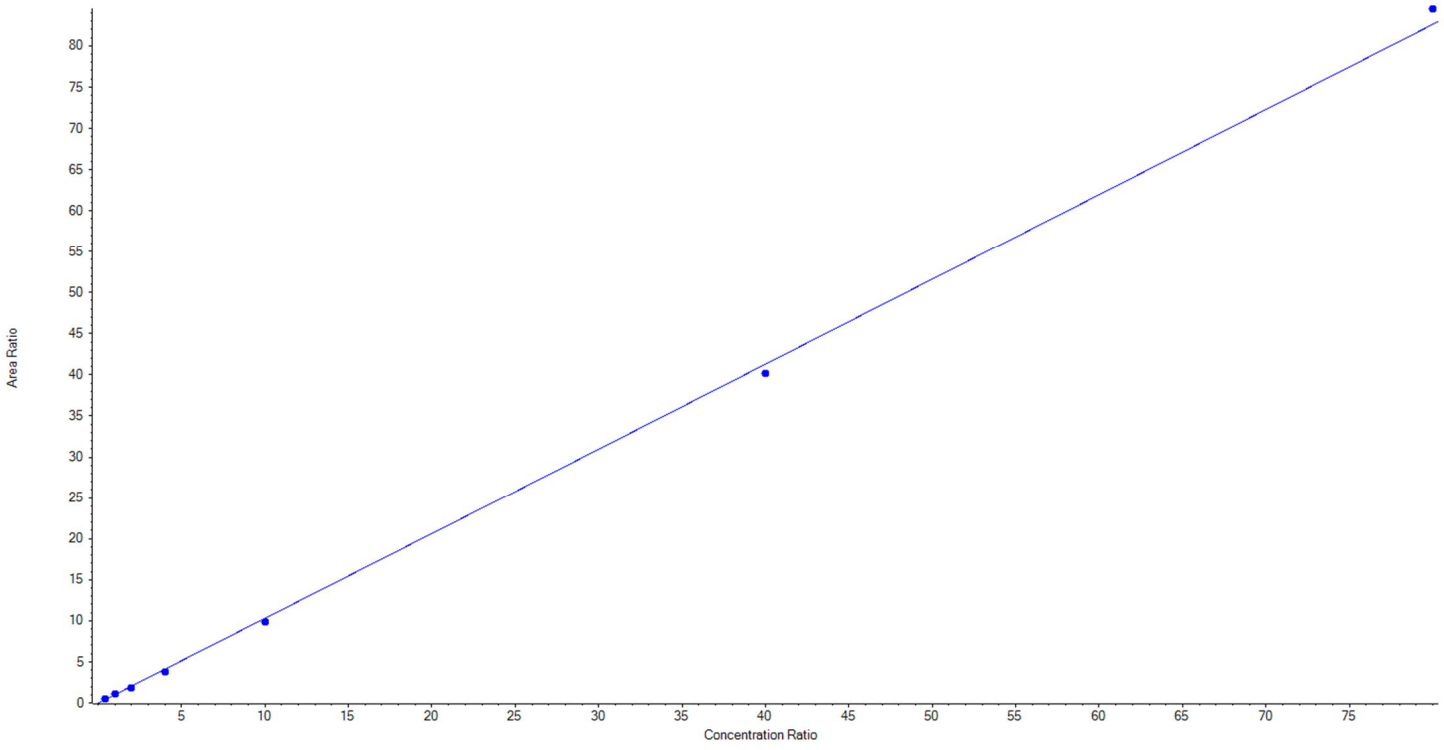

BATTELLE

Calibration Summary Report

Created with Analyst Reporter
Printed: 04/10/2018 8:05:43 PM

Analyte Name	PFUnA_2	**Data File**	18-0567.wiff
MRM Transition	563.0 / 269.0	**Result Table**	18-0567_BASE
Internal Standard	13C7-PFUnA	**Instrument Name**	QTRAP 5500
Acquisition Date	10/2/2018 8:29:24 PM	**Acquisition Method**	5-0369.dam

Regression Equation: y = 0.05187 x + -0.00139 (r = 0.99973) (weighting: 1 / x)

Vial	Sample Name	Sample ID	Used for ICAL	Target Conc. (ng/L)	Calculated Conc. (ng/L)	Recovery (%)
2	KA86	L1	True	100.00	102.737163	102.7
3	KA87	L2	True	250.00	253.560608	101.4
4	KA88	L3	True	500.00	479.177876	95.8
5	KB85	L4	True	1000.00	1020.878941	102.1
6	KB69	L5	True	2500.00	2487.420630	99.5
7	KB64	L6	True	10000.00	9677.435016	96.8
8	KB65	L7	True	20000.00	20328.789765	101.6

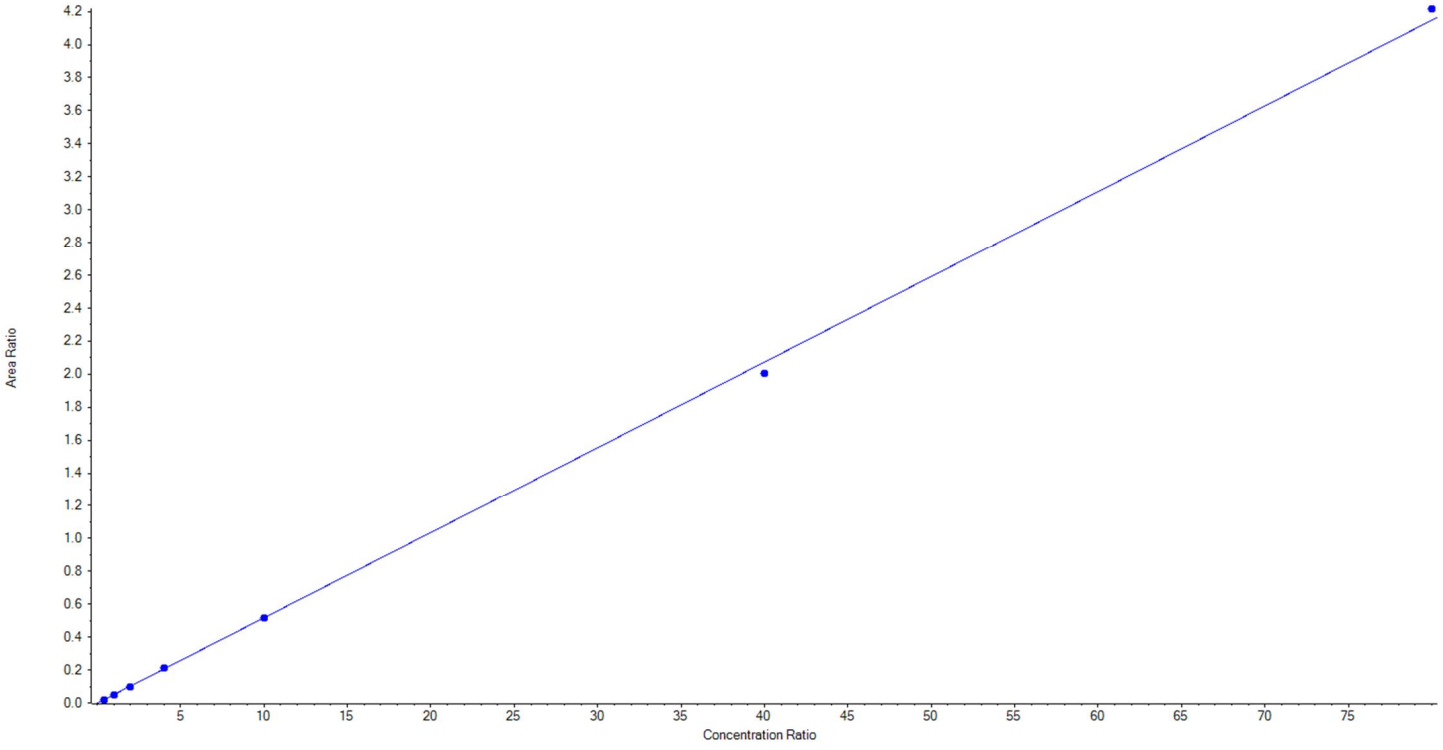

BATTELLE

Calibration Summary Report

Created with Analyst Reporter
Printed: 04/10/2018 8:05:43 PM

Analyte Name	PFDoA_1	**Data File**	18-0567.wiff
MRM Transition	613.0 / 569.0	**Result Table**	18-0567_BASE
Internal Standard	13C2-PFDoA	**Instrument Name**	QTRAP 5500
Acquisition Date	10/2/2018 8:29:24 PM	**Acquisition Method**	5-0369.dam

Regression Equation: y = 0.87923 x + 0.10009 (r = 0.99922) (weighting: 1 / x)

Vial	Sample Name	Sample ID	Used for ICAL	Target Conc. (ng/L)	Calculated Conc. (ng/L)	Recovery (%)
2	KA86	L1	True	100.00	95.403570	95.4
3	KA87	L2	True	250.00	261.500465	104.6
4	KA88	L3	True	500.00	500.253433	100.1
5	KB85	L4	True	1000.00	963.898635	96.4
6	KB69	L5	True	2500.00	2516.797284	100.7
7	KB64	L6	True	10000.00	10564.613909	105.7
8	KB65	L7	True	20000.00	19447.532704	97.2

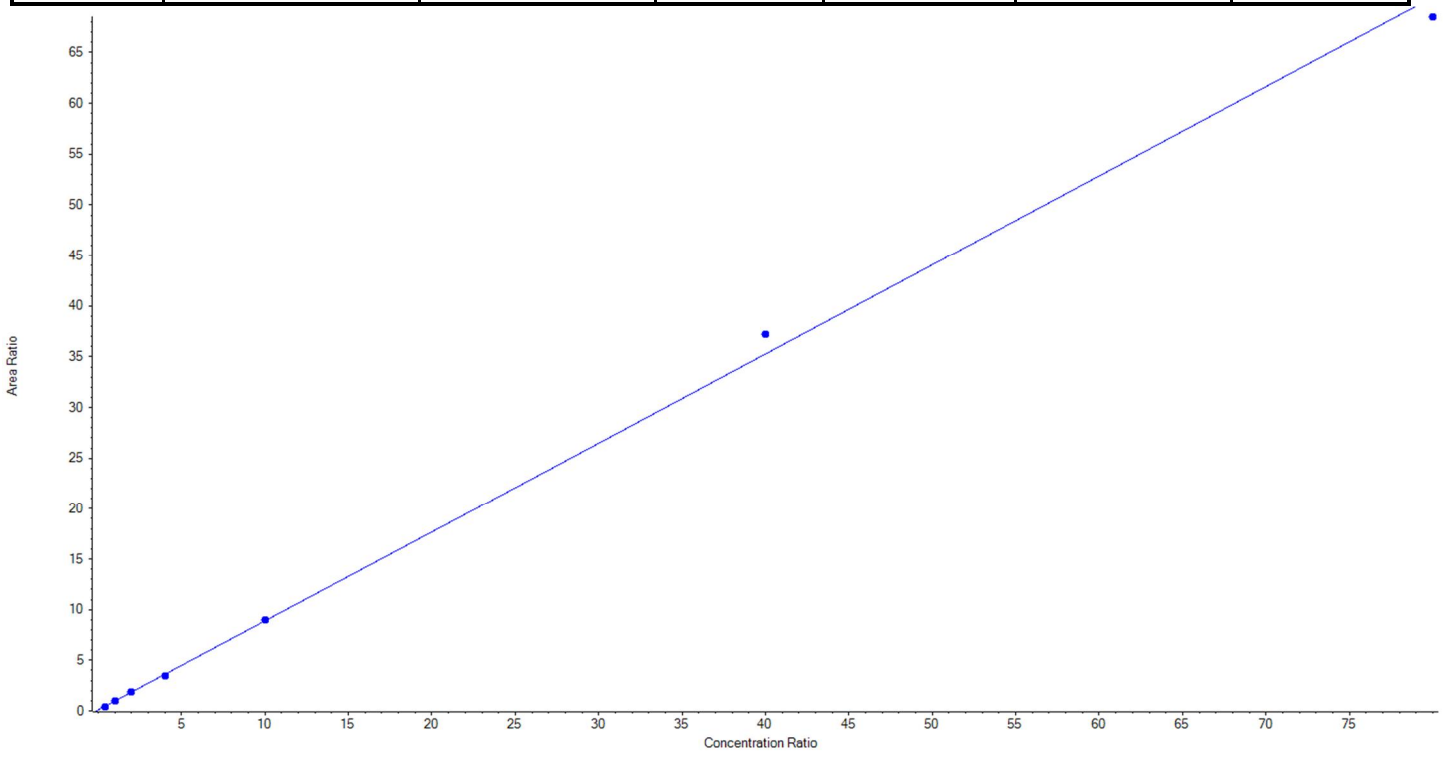

BATTELLE

Calibration Summary Report

Created with Analyst Reporter
Printed: 04/10/2018 8:05:43 PM

Analyte Name	PFDoA_2	**Data File**	18-0567.wiff
MRM Transition	613.0 / 319.0	**Result Table**	18-0567_BASE
Internal Standard	13C2-PFDoA	**Instrument Name**	QTRAP 5500
Acquisition Date	10/2/2018 8:29:24 PM	**Acquisition Method**	5-0369.dam

Regression Equation: y = 0.14045 x + 0.02017 (r = 0.99902) (weighting: 1 / x)

Vial	Sample Name	Sample ID	Used for ICAL	Target Conc. (ng/L)	Calculated Conc. (ng/L)	Recovery (%)
2	KA86	L1	True	100.00	104.404315	104.4
3	KA87	L2	True	250.00	259.108140	103.6
4	KA88	L3	True	500.00	483.151548	96.6
5	KB85	L4	True	1000.00	920.650141	92.1
6	KB69	L5	True	2500.00	2491.211226	99.7
7	KB64	L6	True	10000.00	10630.256598	106.3
8	KB65	L7	True	20000.00	19461.218032	97.3

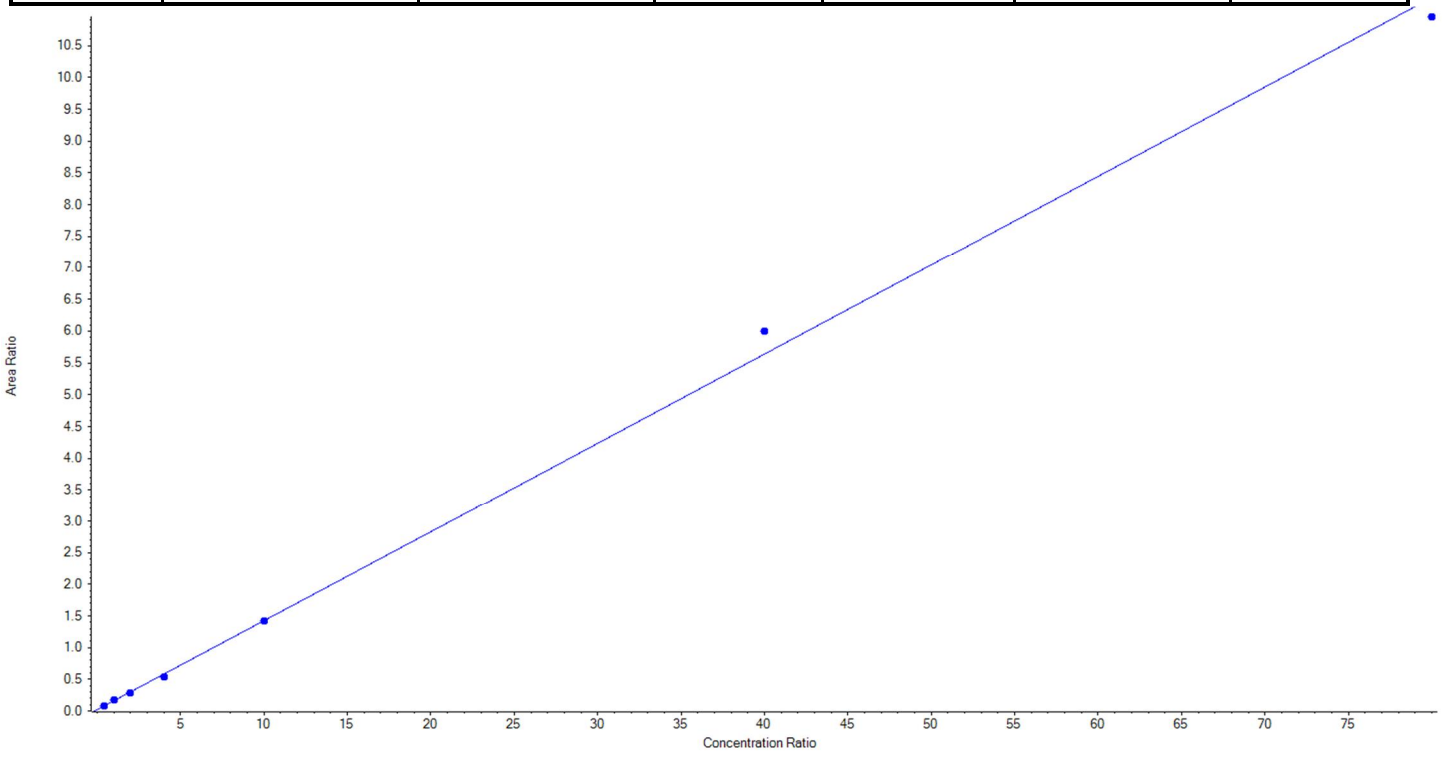

BATTELLE

Calibration Summary Report

Created with Analyst Reporter
Printed: 04/10/2018 8:05:43 PM

Analyte Name	PFTrDA_1	**Data File**	18-0567.wiff
MRM Transition	663.0 / 619.0	**Result Table**	18-0567_BASE
Internal Standard	13C2-PFTeDA	**Instrument Name**	QTRAP 5500
Acquisition Date	10/2/2018 8:29:24 PM	**Acquisition Method**	5-0369.dam

Regression Equation: y = 0.94582 x + 0.16567 (r = 0.99628) (weighting: 1 / x)

Vial	Sample Name	Sample ID	Used for ICAL	Target Conc. (ng/L)	Calculated Conc. (ng/L)	Recovery (%)
2	KA86	L1	True	100.00	81.240003	81.2
3	KA87	L2	True	250.00	255.639239	102.3
4	KA88	L3	True	500.00	522.325434	104.5
5	KB85	L4	True	1000.00	1015.089313	101.5
6	KB69	L5	True	2500.00	2638.115881	105.5
7	KB64	L6	True	10000.00	11163.539565	111.6
8	KB65	L7	True	20000.00	18674.050566	93.4

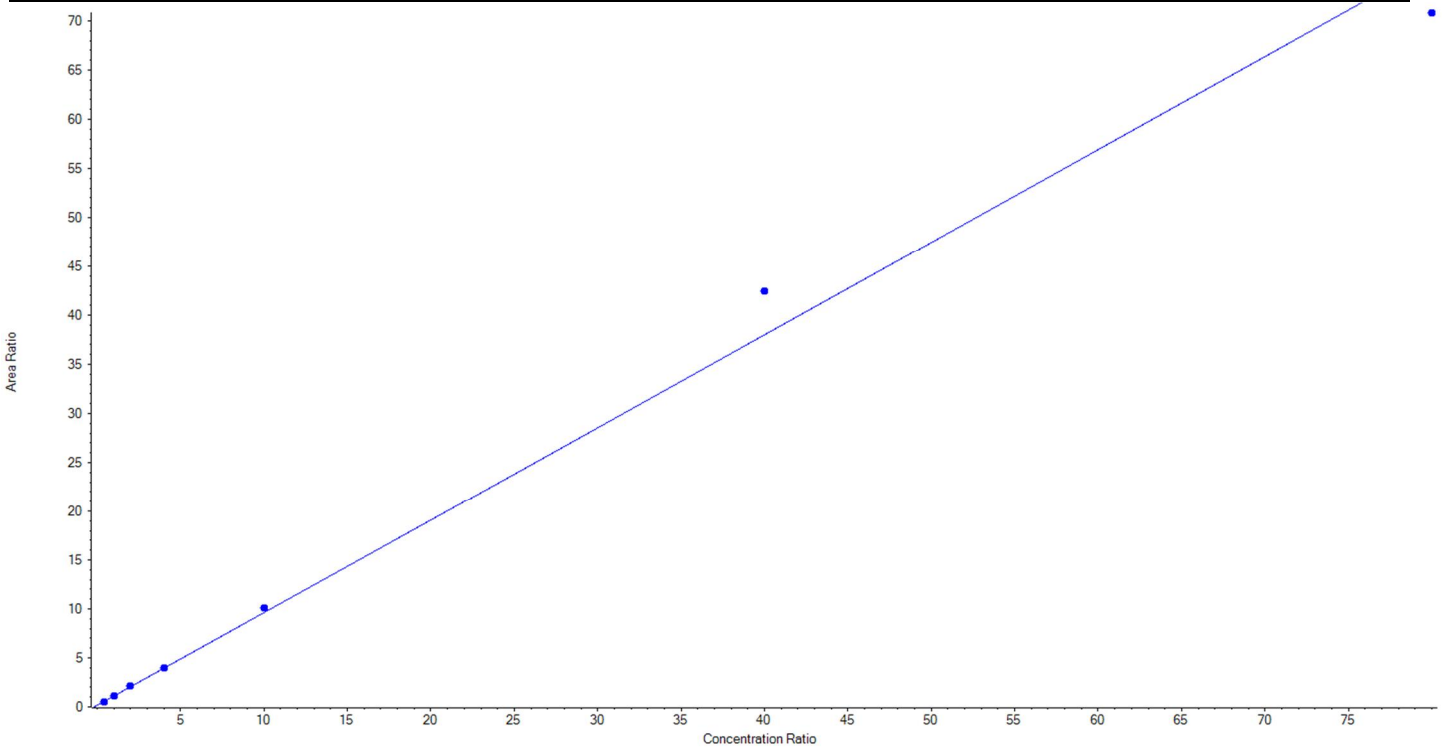

BATTELLE

Calibration Summary Report

Created with Analyst Reporter
Printed: 04/10/2018 8:05:43 PM

Analyte Name	PFTrDA_2	**Data File**	18-0567.wiff
MRM Transition	663.0 / 169.0	**Result Table**	18-0567_BASE
Internal Standard	13C2-PFTeDA	**Instrument Name**	QTRAP 5500
Acquisition Date	10/2/2018 8:29:24 PM	**Acquisition Method**	5-0369.dam

Regression Equation: y = 0.06022 x + 0.01525 (r = 0.99564) (weighting: 1 / x)

Vial	Sample Name	Sample ID	Used for ICAL	Target Conc. (ng/L)	Calculated Conc. (ng/L)	Recovery (%)
2	KA86	L1	True	100.00	70.767758	70.8
3	KA87	L2	True	250.00	259.515453	103.8
4	KA88	L3	True	500.00	537.266313	107.5
5	KB85	L4	True	1000.00	1052.773614	105.3
6	KB69	L5	True	2500.00	2703.951073	108.2
7	KB64	L6	True	10000.00	11181.753016	111.8
8	KB65	L7	True	20000.00	18543.972773	92.7

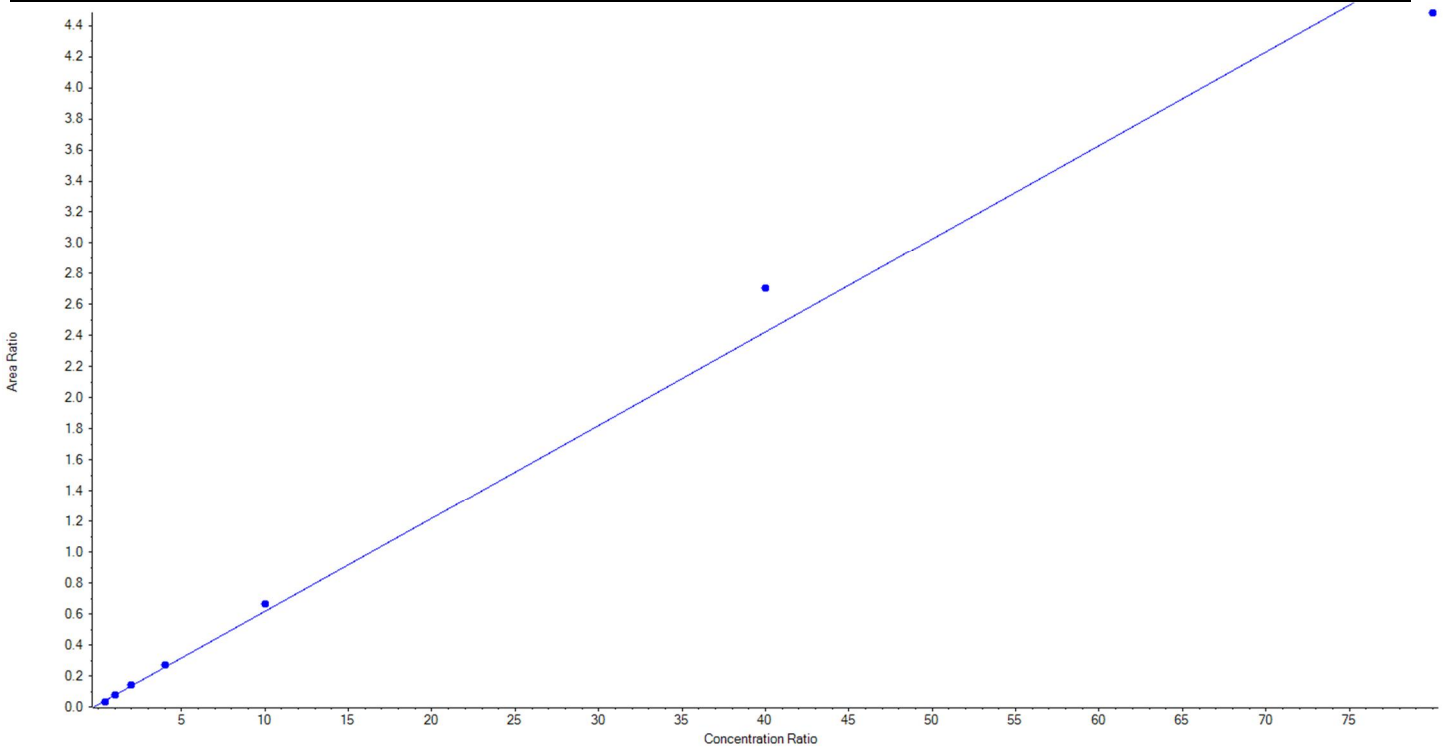

BATTELLE

Calibration Summary Report

Created with Analyst Reporter
Printed: 04/10/2018 8:05:43 PM

Analyte Name	PFTeDA_1	**Data File**	18-0567.wiff
MRM Transition	713.0 / 669.0	**Result Table**	18-0567_BASE
Internal Standard	13C2-PFTeDA	**Instrument Name**	QTRAP 5500
Acquisition Date	10/2/2018 8:29:24 PM	**Acquisition Method**	5-0369.dam

Regression Equation: y = 1.04083 x + 0.09468 (r = 0.99899) (weighting: 1 / x)

Vial	Sample Name	Sample ID	Used for ICAL	Target Conc. (ng/L)	Calculated Conc. (ng/L)	Recovery (%)
2	KA86	L1	True	100.00	92.980422	93.0
3	KA87	L2	True	250.00	263.837058	105.5
4	KA88	L3	True	500.00	488.990341	97.8
5	KB85	L4	True	1000.00	1010.740241	101.1
6	KB69	L5	True	2500.00	2483.370637	99.3
7	KB64	L6	True	10000.00	10645.486031	106.5
8	KB65	L7	True	20000.00	19364.595269	96.8

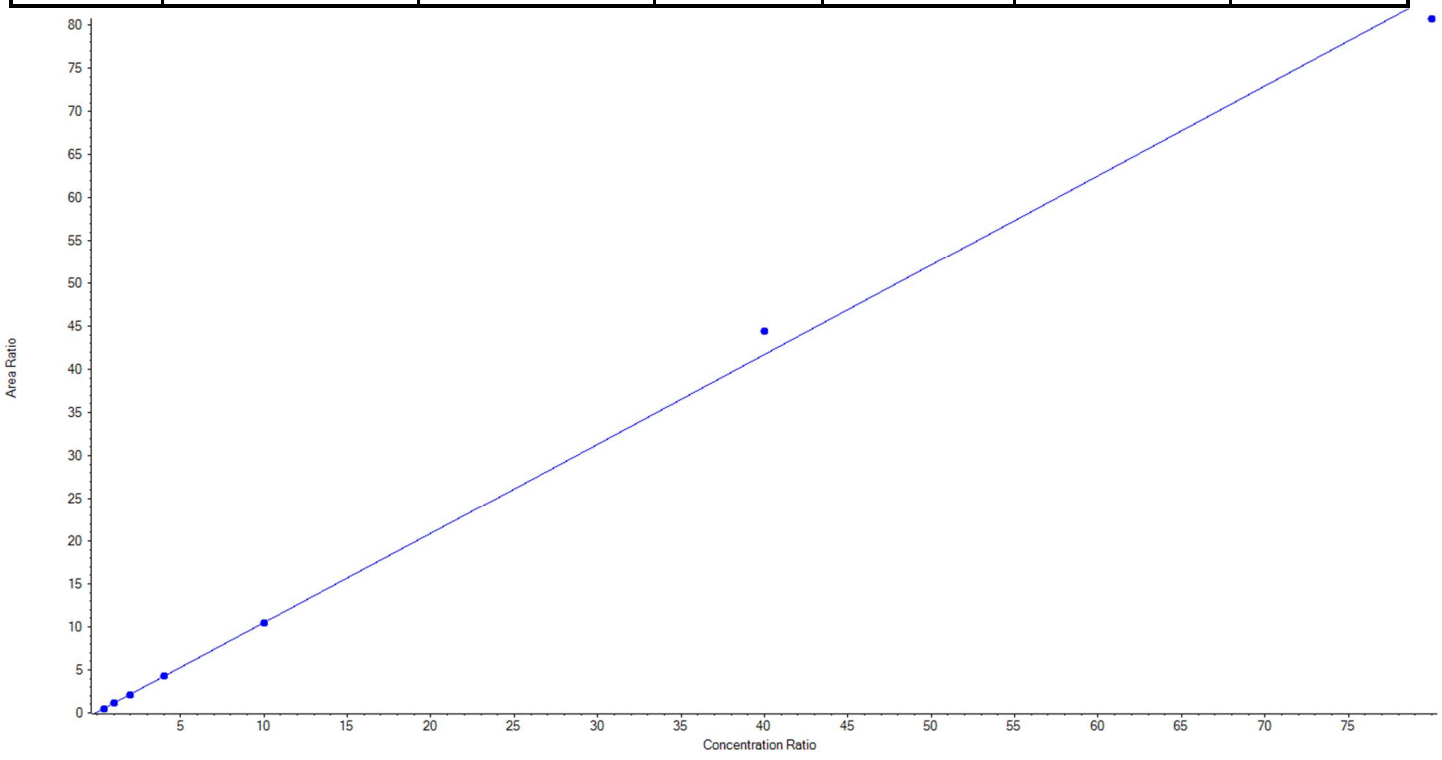

BATTELLE

Calibration Summary Report

Created with Analyst Reporter
Printed: 04/10/2018 8:05:43 PM

Analyte Name	PFTeDA_2	**Data File**	18-0567.wiff
MRM Transition	713.0 / 169.0	**Result Table**	18-0567_BASE
Internal Standard	13C2-PFTeDA	**Instrument Name**	QTRAP 5500
Acquisition Date	10/2/2018 8:29:24 PM	**Acquisition Method**	5-0369.dam

Regression Equation: y = 0.04878 x + 0.01115 (r = 0.99939) (weighting: 1 / x)

Vial	Sample Name	Sample ID	Used for ICAL	Target Conc. (ng/L)	Calculated Conc. (ng/L)	Recovery (%)
2	KA86	L1	True	100.00	83.119412	83.1
3	KA87	L2	True	250.00	281.830474	112.7
4	KA88	L3	True	500.00	500.749052	100.2
5	KB85	L4	True	1000.00	991.919167	99.2
6	KB69	L5	True	2500.00	2580.229288	103.2
7	KB64	L6	True	10000.00	10407.347295	104.1
8	KB65	L7	True	20000.00	19504.805312	97.5

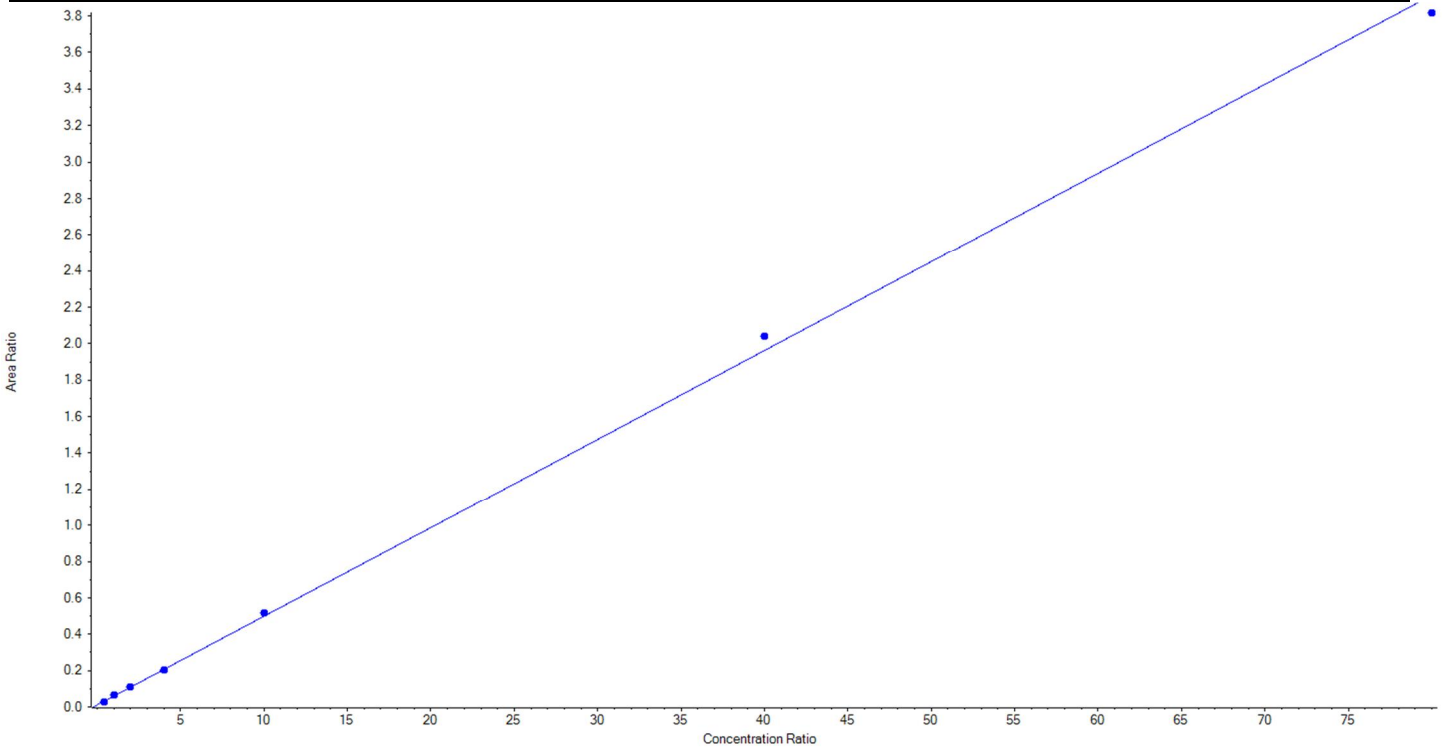

BATTELLE

Calibration Summary Report

Created with Analyst Reporter
Printed: 04/10/2018 8:05:43 PM

Analyte Name	NMeFOSAA_1	**Data File**	18-0567.wiff
MRM Transition	570.0 / 419.0	**Result Table**	18-0567_BASE
Internal Standard	d3-MeFOSAA	**Instrument Name**	QTRAP 5500
Acquisition Date	10/2/2018 8:29:24 PM	**Acquisition Method**	5-0369.dam

Regression Equation: y = 0.98458 x + 0.12138 (r = 0.99836) (weighting: 1 / x)

Vial	Sample Name	Sample ID	Used for ICAL	Target Conc. (ng/L)	Calculated Conc. (ng/L)	Recovery (%)
2	KA86	L1	True	100.00	112.720731	112.7
3	KA87	L2	True	250.00	236.848965	94.7
4	KA88	L3	True	500.00	449.839076	90.0
5	KB85	L4	True	1000.00	996.970463	99.7
6	KB69	L5	True	2500.00	2455.872434	98.2
7	KB64	L6	True	10000.00	10830.236610	108.3
8	KB65	L7	True	20000.00	19267.511721	96.3

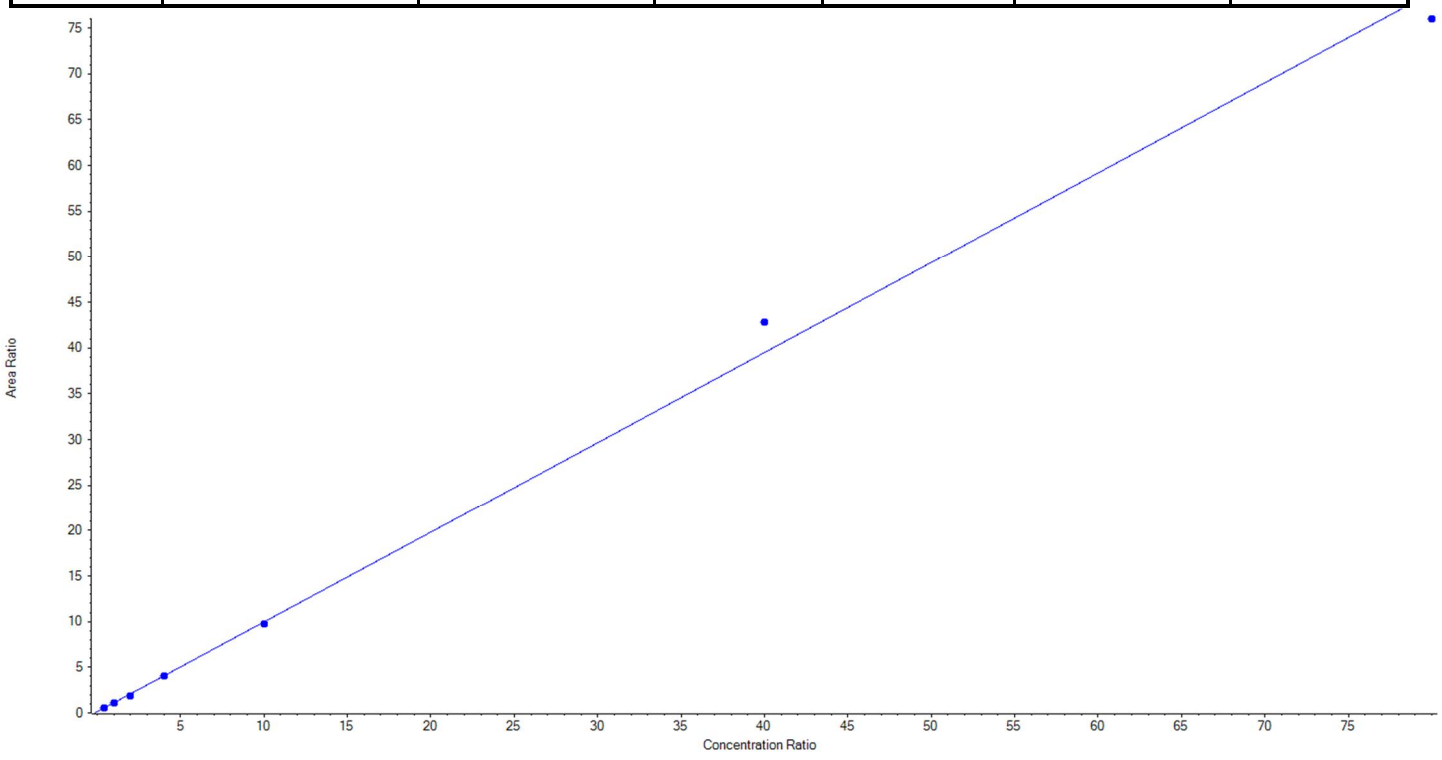

BATTELLE

Calibration Summary Report

Created with Analyst Reporter
Printed: 04/10/2018 8:05:43 PM

Analyte Name	NMeFOSAA_2	**Data File**	18-0567.wiff
MRM Transition	570.0 / 512.0	**Result Table**	18-0567_BASE
Internal Standard	d3-MeFOSAA	**Instrument Name**	QTRAP 5500
Acquisition Date	10/2/2018 8:29:24 PM	**Acquisition Method**	5-0369.dam

Regression Equation: y = 0.51909 x + 0.12229 (r = 0.99753) (weighting: 1 / x)

Vial	Sample Name	Sample ID	Used for ICAL	Target Conc. (ng/L)	Calculated Conc. (ng/L)	Recovery (%)
2	KA86	L1	True	100.00	109.027906	109.0
3	KA87	L2	True	250.00	231.562191	92.6
4	KA88	L3	True	500.00	431.662499	86.3
5	KB85	L4	True	1000.00	1092.591022	109.3
6	KB69	L5	True	2500.00	2443.220526	97.7
7	KB64	L6	True	10000.00	10963.422980	109.6
8	KB65	L7	True	20000.00	19078.512876	95.4

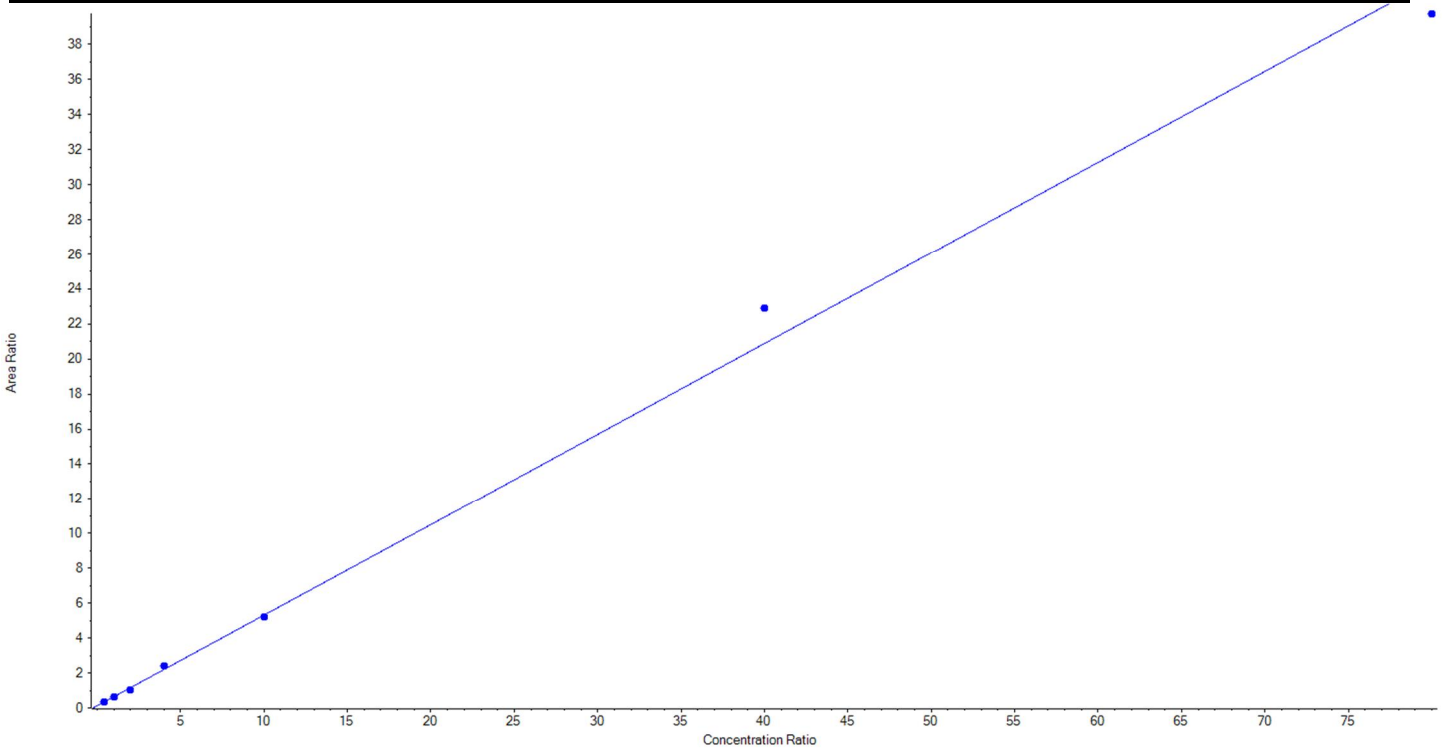

BATTELLE

Calibration Summary Report

Created with Analyst Reporter
Printed: 04/10/2018 8:05:43 PM

Analyte Name	NEtFOSAA_1	**Data File**	18-0567.wiff
MRM Transition	584.0 / 419.0	**Result Table**	18-0567_BASE
Internal Standard	d5-EtFOSAA	**Instrument Name**	QTRAP 5500
Acquisition Date	10/2/2018 8:29:24 PM	**Acquisition Method**	5-0369.dam

Regression Equation: y = 1.06571 x + -0.12485 (r = 0.99730) (weighting: 1 / x)

Vial	Sample Name	Sample ID	Used for ICAL	Target Conc. (ng/L)	Calculated Conc. (ng/L)	Recovery (%)
2	KA86	L1	True	100.00	116.464062	116.5
3	KA87	L2	True	250.00	283.951479	113.6
4	KA88	L3	True	500.00	427.149860	85.4
5	KB85	L4	True	1000.00	868.892933	86.9
6	KB69	L5	True	2500.00	2540.503274	101.6
7	KB64	L6	True	10000.00	9090.151574	90.9
8	KB65	L7	True	20000.00	21022.886817	105.1

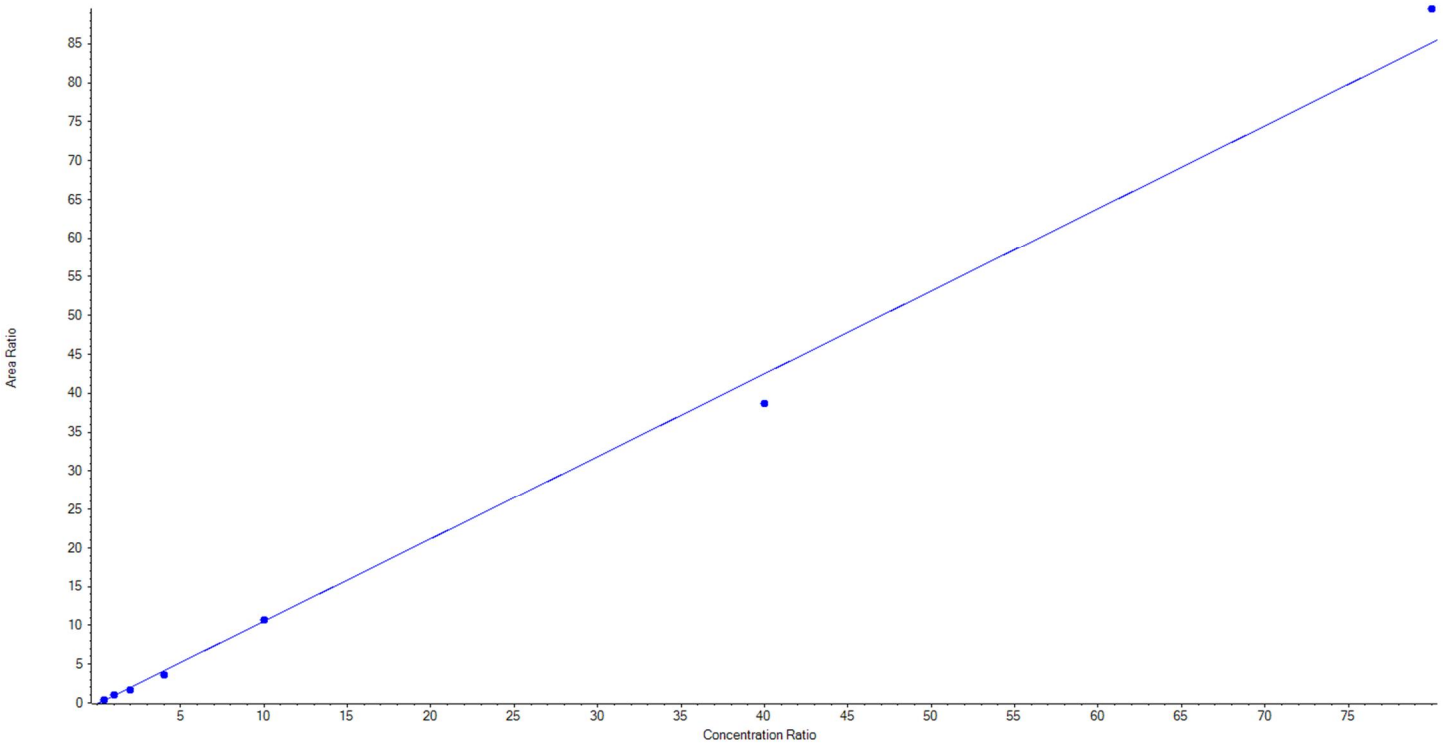

BATTELLE

Calibration Summary Report

Created with Analyst Reporter
Printed: 04/10/2018 8:05:43 PM

Analyte Name	NEtFOSAA_2	**Data File**	18-0567.wiff
MRM Transition	584.0 / 483.0	**Result Table**	18-0567_BASE
Internal Standard	d5-EtFOSAA	**Instrument Name**	QTRAP 5500
Acquisition Date	10/2/2018 8:29:24 PM	**Acquisition Method**	5-0369.dam

Regression Equation: y = 0.06662 x + 0.00191 (r = 0.99947) (weighting: 1 / x)

Vial	Sample Name	Sample ID	Used for ICAL	Target Conc. (ng/L)	Calculated Conc. (ng/L)	Recovery (%)
2	KA86	L1	True	100.00	104.838624	104.8
3	KA87	L2	True	250.00	248.003138	99.2
4	KA88	L3	True	500.00	422.136515	84.4
5	KB85	L4	True	1000.00	1048.924795	104.9
6	KB69	L5	True	2500.00	2659.178334	106.4
7	KB64	L6	True	10000.00	10187.722278	101.9
8	KB65	L7	True	20000.00	19679.196315	98.4

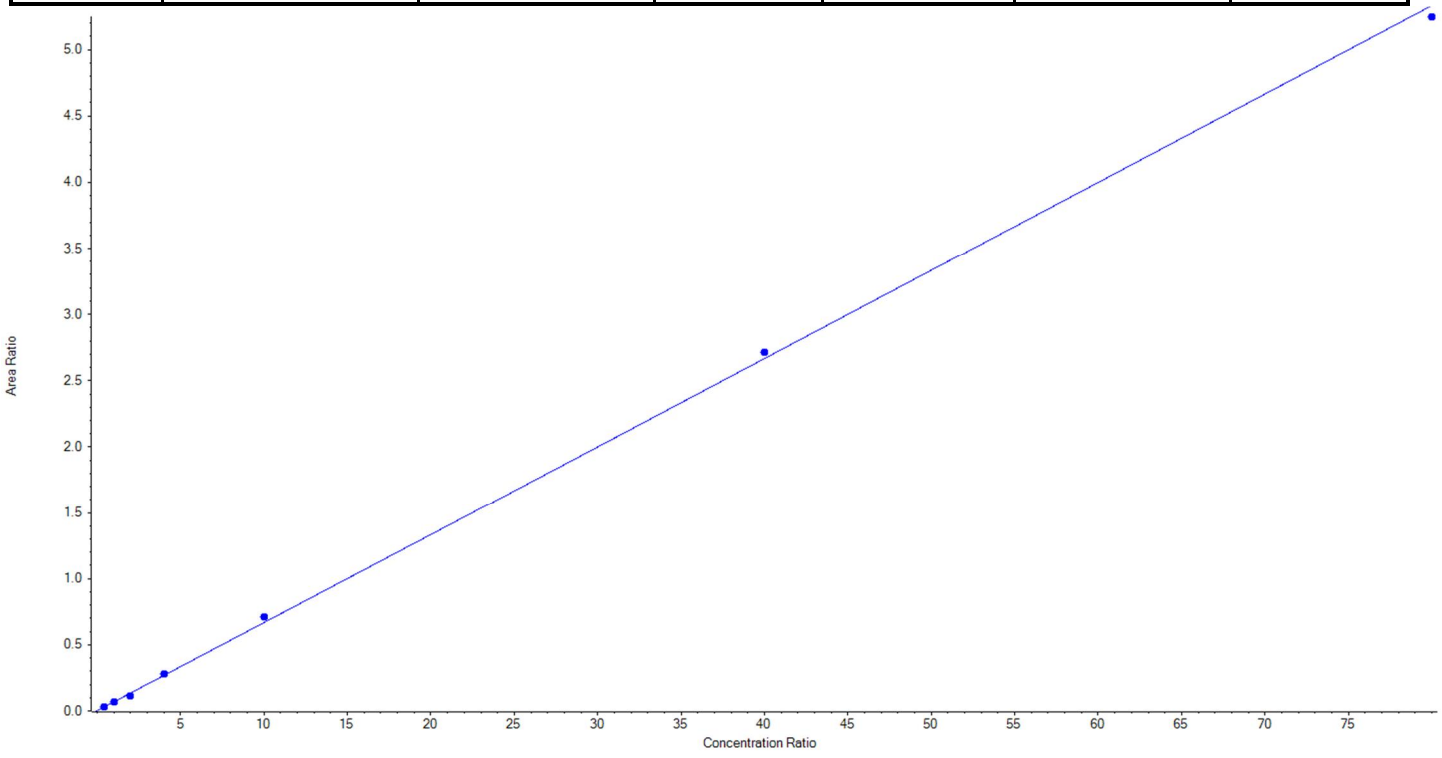

BATTELLE

Calibration Summary Report

Created with Analyst Reporter
Printed: 04/10/2018 7:41:27 PM

Analyte Name	13C2-PFDoA	**Data File**	18-0567.wiff
MRM Transition	615.0 / 570.0	**Result Table**	18-0567_SIS
Internal Standard	13C2-PFDA	**Instrument Name**	QTRAP 5500
Acquisition Date	10/2/2018 8:18:32 PM	**Acquisition Method**	5-0369.dam

Regression Equation: y = 0.99701 x (std. dev. = 0.07394) (weighting: 1 / x)

Vial	Sample Name	Sample ID	Used for ICAL	Target Conc. (ng/L)	Calculated Conc. (ng/L)	Recovery (%)
2	KA86	L1	True	250.00	222.993102	89.2
3	KA87	L2	True	250.00	232.144197	92.9
4	KA88	L3	True	250.00	239.352683	95.7
5	KB85	L4	True	250.00	272.146343	108.9
6	KB69	L5	True	250.00	256.275982	102.5
7	KB64	L6	True	250.00	262.051782	104.8
8	KB65	L7	True	250.00	265.035911	106.0

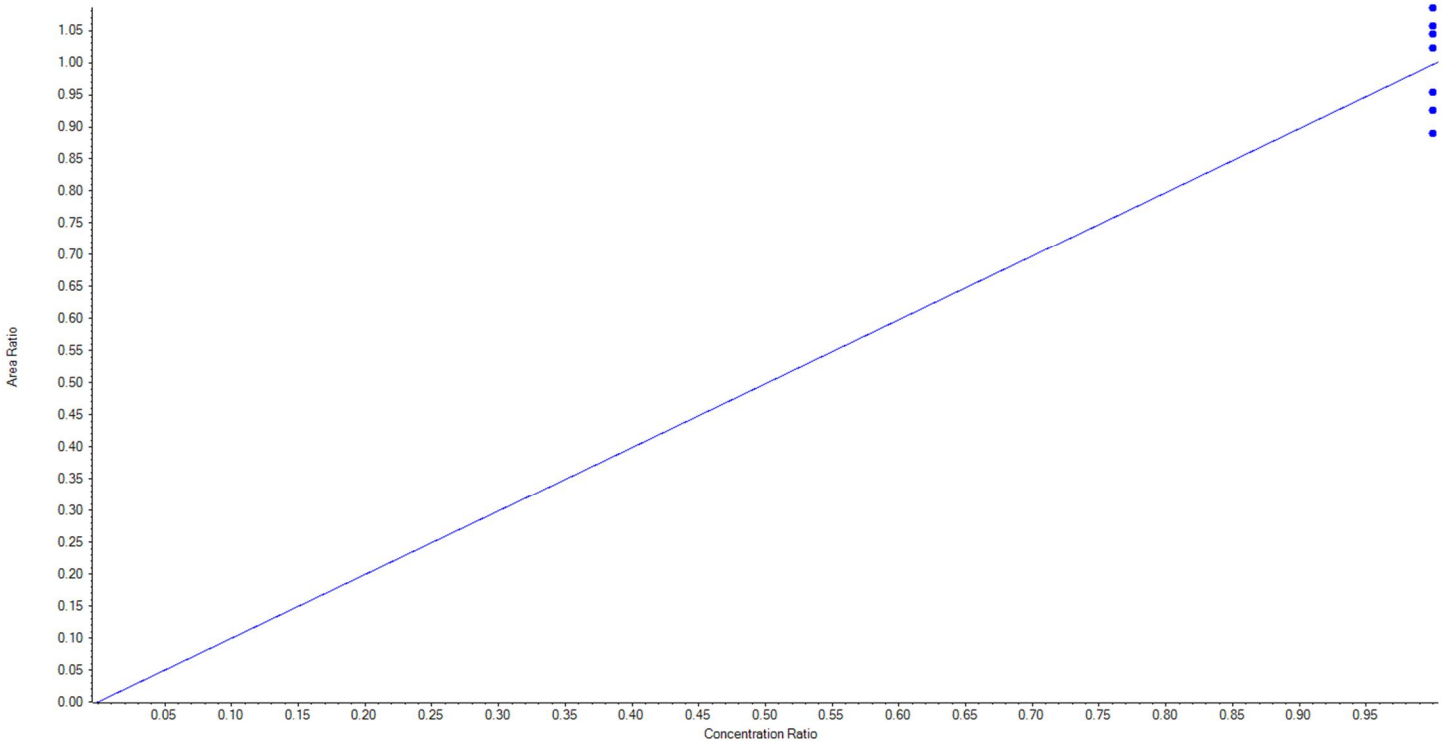

BATTELLE

Calibration Summary Report

Created with Analyst Reporter
Printed: 04/10/2018 7:41:27 PM

Analyte Name	d3-MeFOSAA	**Data File**	18-0567.wiff
MRM Transition	573.0 / 419.0	**Result Table**	18-0567_SIS
Internal Standard	13C4-PFOS	**Instrument Name**	QTRAP 5500
Acquisition Date	10/2/2018 8:18:32 PM	**Acquisition Method**	5-0369.dam

Regression Equation: y = 0.50836 x (std. dev. = 0.04441) (weighting: 1 / x)

Vial	Sample Name	Sample ID	Used for ICAL	Target Conc. (ng/L)	Calculated Conc. (ng/L)	Recovery (%)
2	KA86	L1	True	250.00	206.505940	82.6
3	KA87	L2	True	250.00	273.020949	109.2
4	KA88	L3	True	250.00	251.259049	100.5
5	KB85	L4	True	250.00	244.678915	97.9
6	KB69	L5	True	250.00	253.635275	101.5
7	KB64	L6	True	250.00	251.003804	100.4
8	KB65	L7	True	250.00	269.896069	108.0

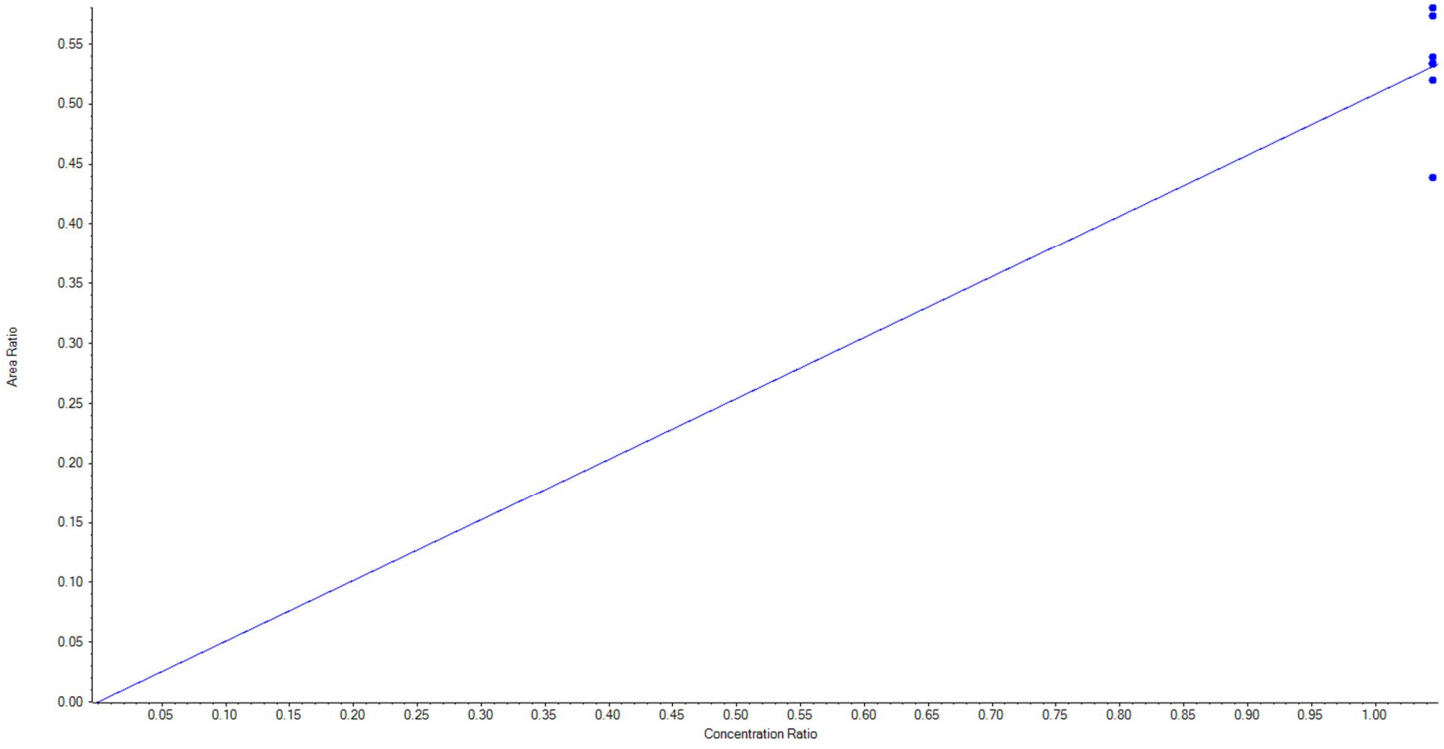

BATTELLE

Calibration Summary Report

Created with Analyst Reporter
Printed: 04/10/2018 7:41:27 PM

Analyte Name	d5-EtFOSAA	**Data File**	18-0567.wiff
MRM Transition	589.0 / 419.0	**Result Table**	18-0567_SIS
Internal Standard	13C4-PFOS	**Instrument Name**	QTRAP 5500
Acquisition Date	10/2/2018 8:18:32 PM	**Acquisition Method**	5-0369.dam

Regression Equation: y = 0.55406 x (std. dev. = 0.06122) (weighting: 1 / x)

Vial	Sample Name	Sample ID	Used for ICAL	Target Conc. (ng/L)	Calculated Conc. (ng/L)	Recovery (%)
2	KA86	L1	True	250.00	269.203065	107.7
3	KA87	L2	True	250.00	277.823722	111.1
4	KA88	L3	True	250.00	246.790864	98.7
5	KB85	L4	True	250.00	275.109507	110.0
6	KB69	L5	True	250.00	231.394913	92.6
7	KB64	L6	True	250.00	249.145681	99.7
8	KB65	L7	True	250.00	200.532248	80.2

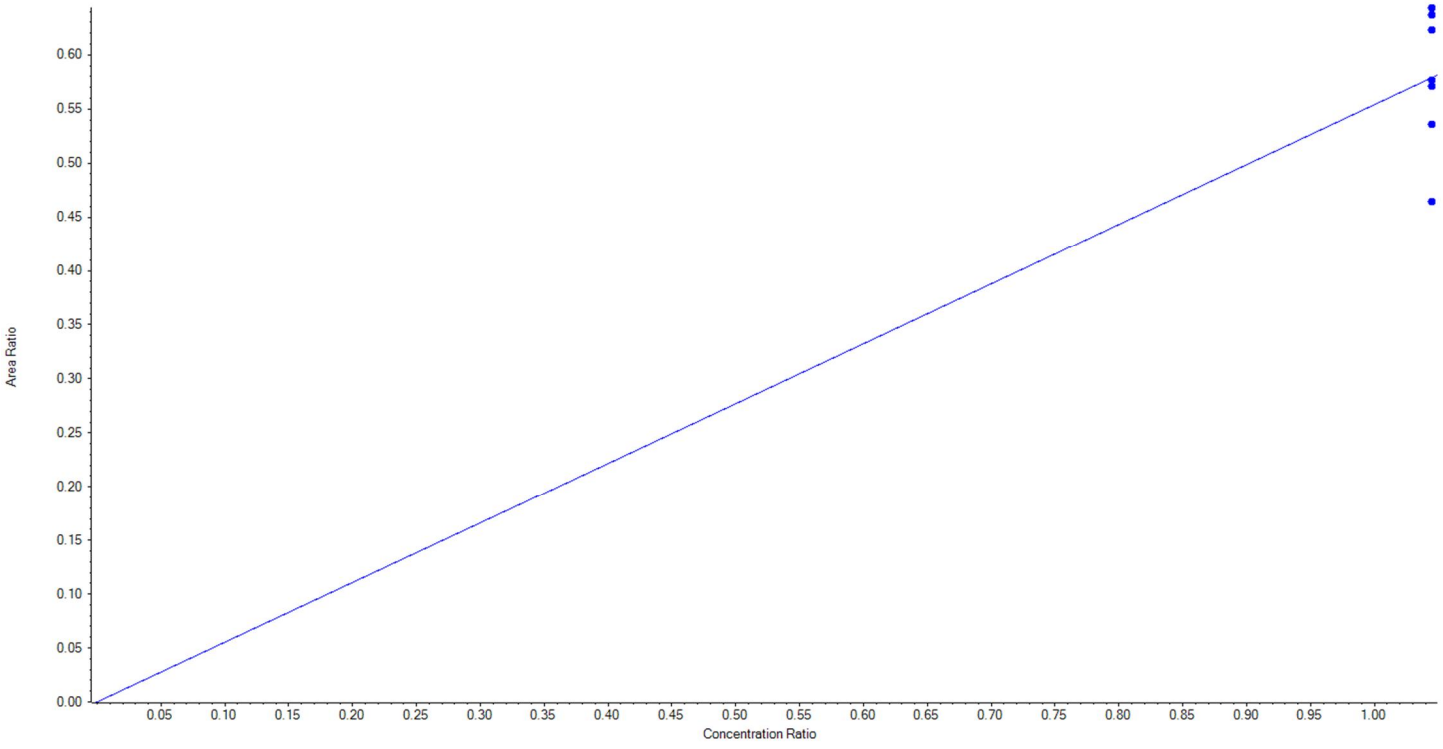

BATTELLE

Calibration Summary Report

Created with Analyst Reporter
Printed: 04/10/2018 7:41:27 PM

Analyte Name	13C5-PFHxA	**Data File**	18-0567.wiff
MRM Transition	318.0 / 273.0	**Result Table**	18-0567_SIS
Internal Standard	13C2-PFOA	**Instrument Name**	QTRAP 5500
Acquisition Date	10/2/2018 8:18:32 PM	**Acquisition Method**	5-0369.dam

Regression Equation: y = 0.77905 x (std. dev. = 0.05296) (weighting: 1 / x)

Vial	Sample Name	Sample ID	Used for ICAL	Target Conc. (ng/L)	Calculated Conc. (ng/L)	Recovery (%)
2	KA86	L1	True	250.00	225.684604	90.3
3	KA87	L2	True	250.00	229.042579	91.6
4	KA88	L3	True	250.00	249.114229	99.7
5	KB85	L4	True	250.00	250.358652	100.1
6	KB69	L5	True	250.00	264.770246	105.9
7	KB64	L6	True	250.00	264.535782	105.8
8	KB65	L7	True	250.00	266.493908	106.6

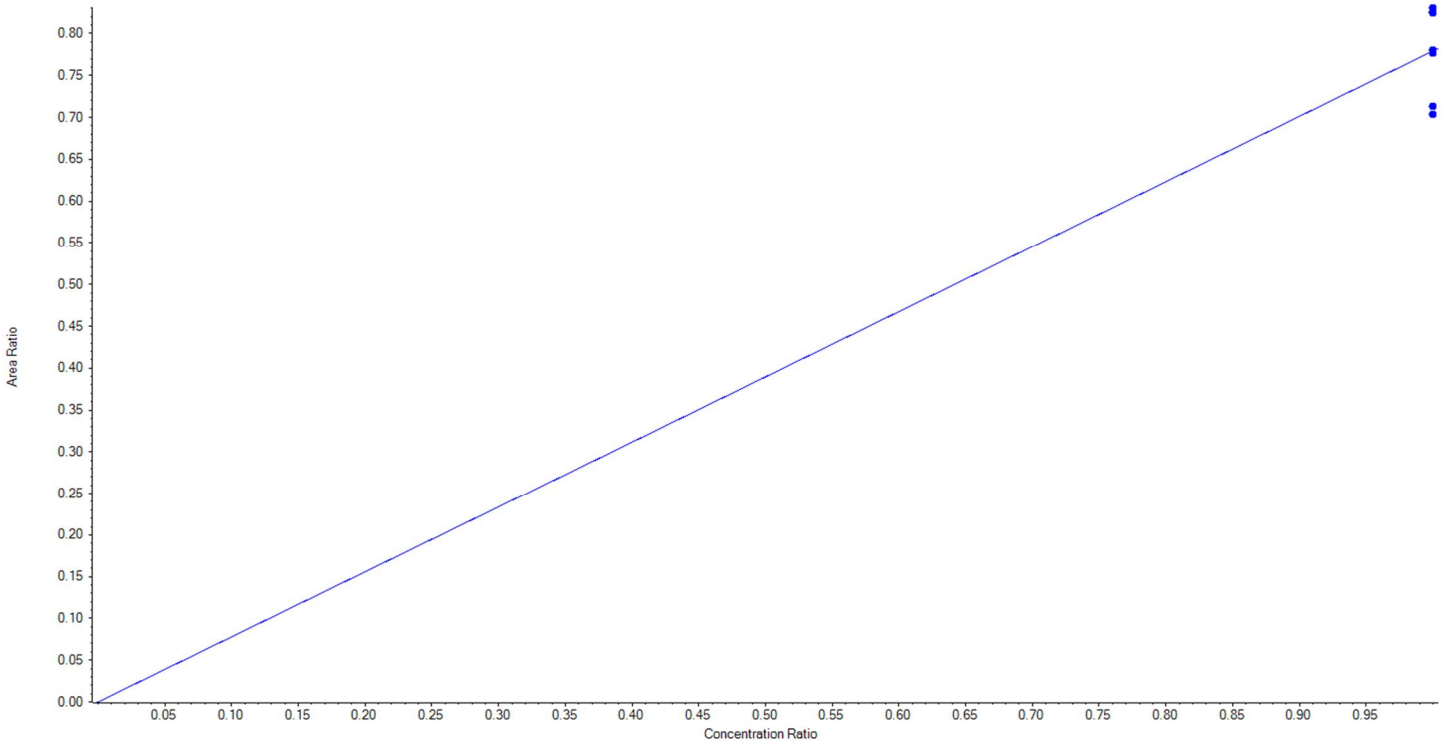

BATTELLE

Calibration Summary Report

Created with Analyst Reporter
Printed: 04/10/2018 7:41:27 PM

Analyte Name	13C4-PFHpA	**Data File**	18-0567.wiff
MRM Transition	367.0 / 322.0	**Result Table**	18-0567_SIS
Internal Standard	13C2-PFOA	**Instrument Name**	QTRAP 5500
Acquisition Date	10/2/2018 8:18:32 PM	**Acquisition Method**	5-0369.dam

Regression Equation: y = 0.85580 x (std. dev. = 0.04165) (weighting: 1 / x)

Vial	Sample Name	Sample ID	Used for ICAL	Target Conc. (ng/L)	Calculated Conc. (ng/L)	Recovery (%)
2	KA86	L1	True	250.00	235.383017	94.2
3	KA87	L2	True	250.00	241.146230	96.5
4	KA88	L3	True	250.00	252.368870	101.0
5	KB85	L4	True	250.00	247.755009	99.1
6	KB69	L5	True	250.00	271.648557	108.7
7	KB64	L6	True	250.00	258.439710	103.4
8	KB65	L7	True	250.00	243.258608	97.3

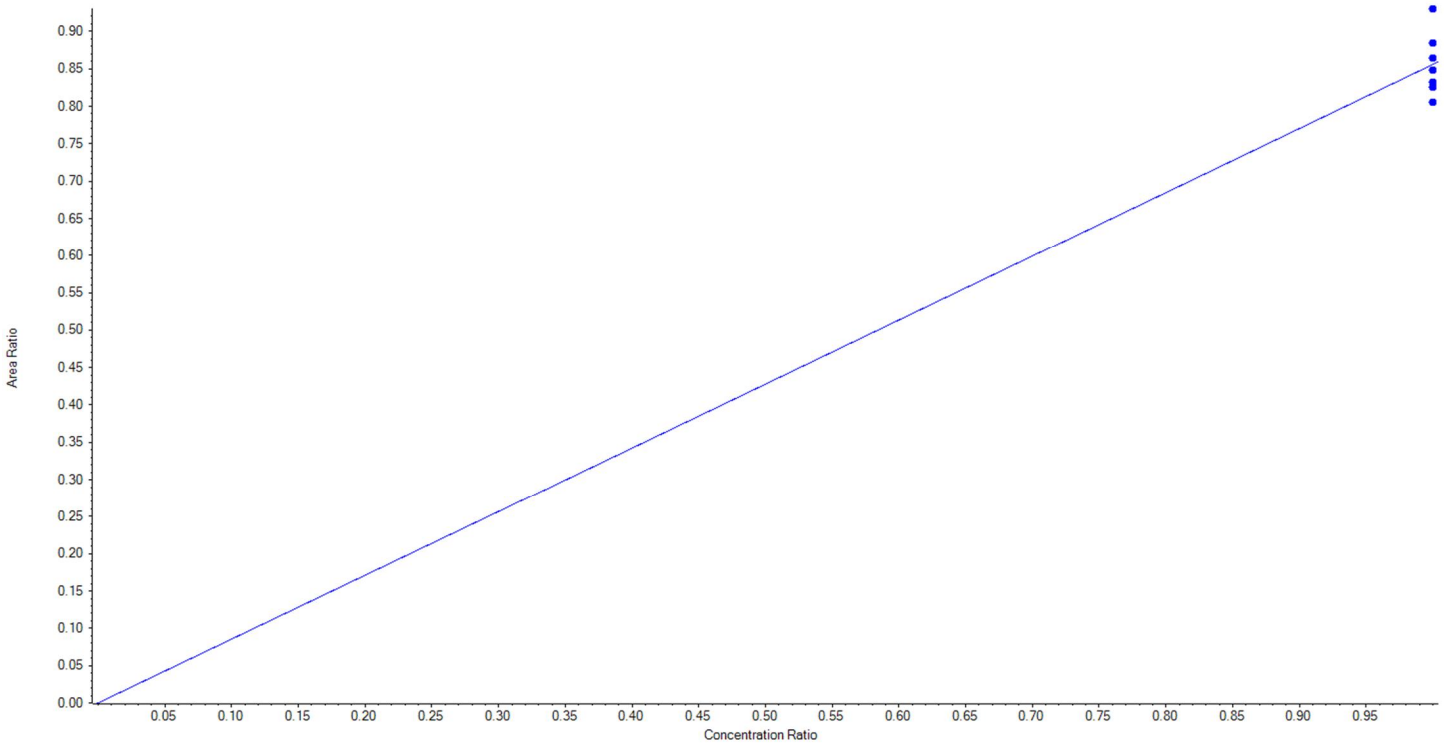

BATTELLE

Calibration Summary Report

Created with Analyst Reporter
Printed: 04/10/2018 7:41:27 PM

Analyte Name	13C8-PFOA	**Data File**	18-0567.wiff
MRM Transition	421.0 / 376.0	**Result Table**	18-0567_SIS
Internal Standard	13C2-PFOA	**Instrument Name**	QTRAP 5500
Acquisition Date	10/2/2018 8:18:32 PM	**Acquisition Method**	5-0369.dam

Regression Equation: y = 1.09271 x (std. dev. = 0.06894) (weighting: 1 / x)

Vial	Sample Name	Sample ID	Used for ICAL	Target Conc. (ng/L)	Calculated Conc. (ng/L)	Recovery (%)
2	KA86	L1	True	250.00	239.295265	95.7
3	KA87	L2	True	250.00	249.883229	100.0
4	KA88	L3	True	250.00	256.822183	102.7
5	KB85	L4	True	250.00	244.473023	97.8
6	KB69	L5	True	250.00	274.376736	109.8
7	KB64	L6	True	250.00	259.841156	103.9
8	KB65	L7	True	250.00	225.308408	90.1

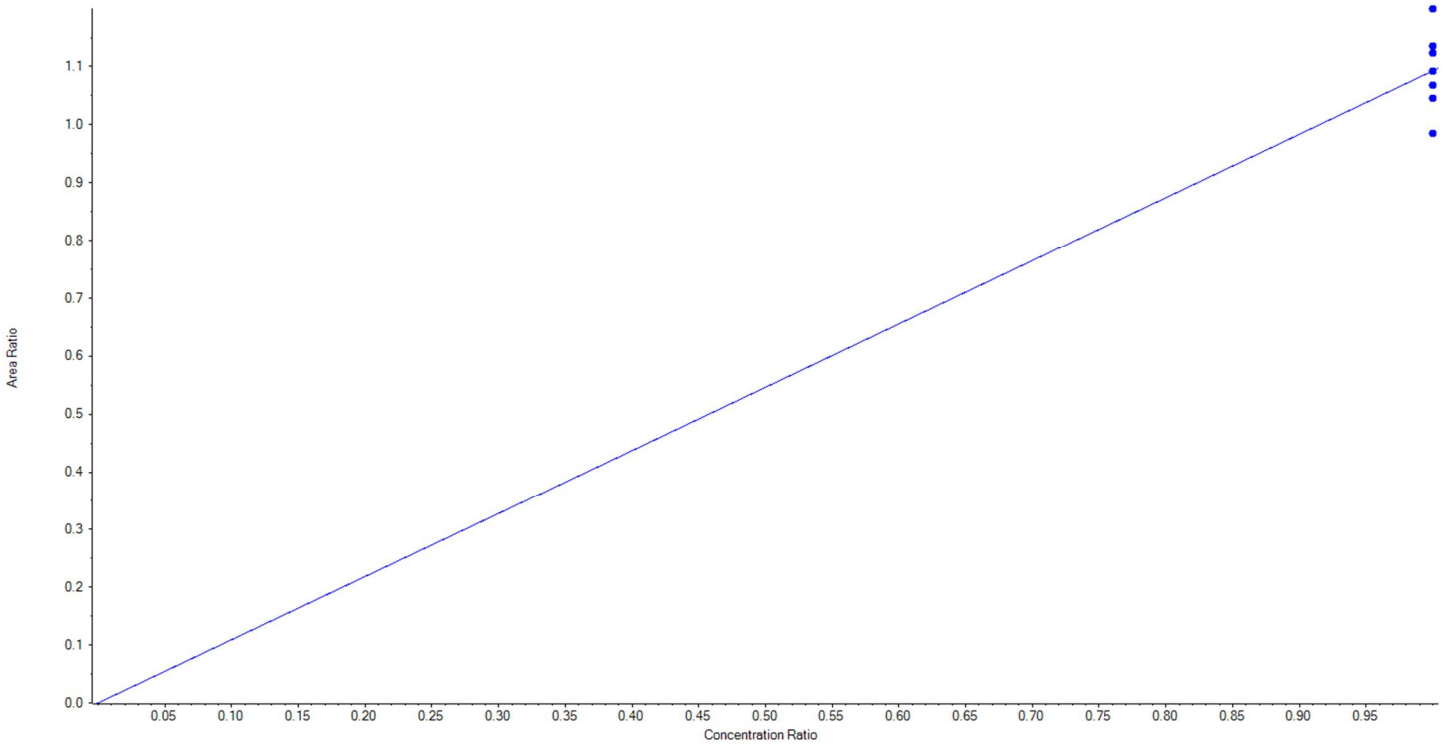

BATTELLE

Calibration Summary Report

Created with Analyst Reporter
Printed: 04/10/2018 7:41:27 PM

Analyte Name	13C9-PFNA	**Data File**	18-0567.wiff
MRM Transition	472.0 / 427.0	**Result Table**	18-0567_SIS
Internal Standard	13C2-PFOA	**Instrument Name**	QTRAP 5500
Acquisition Date	10/2/2018 8:18:32 PM	**Acquisition Method**	5-0369.dam

Regression Equation: y = 1.10306 x (std. dev. = 0.05923) (weighting: 1 / x)

Vial	Sample Name	Sample ID	Used for ICAL	Target Conc. (ng/L)	Calculated Conc. (ng/L)	Recovery (%)
2	KA86	L1	True	250.00	229.879110	92.0
3	KA87	L2	True	250.00	241.726052	96.7
4	KA88	L3	True	250.00	250.059960	100.0
5	KB85	L4	True	250.00	246.769249	98.7
6	KB69	L5	True	250.00	272.237952	108.9
7	KB64	L6	True	250.00	260.116514	104.1
8	KB65	L7	True	250.00	249.211163	99.7

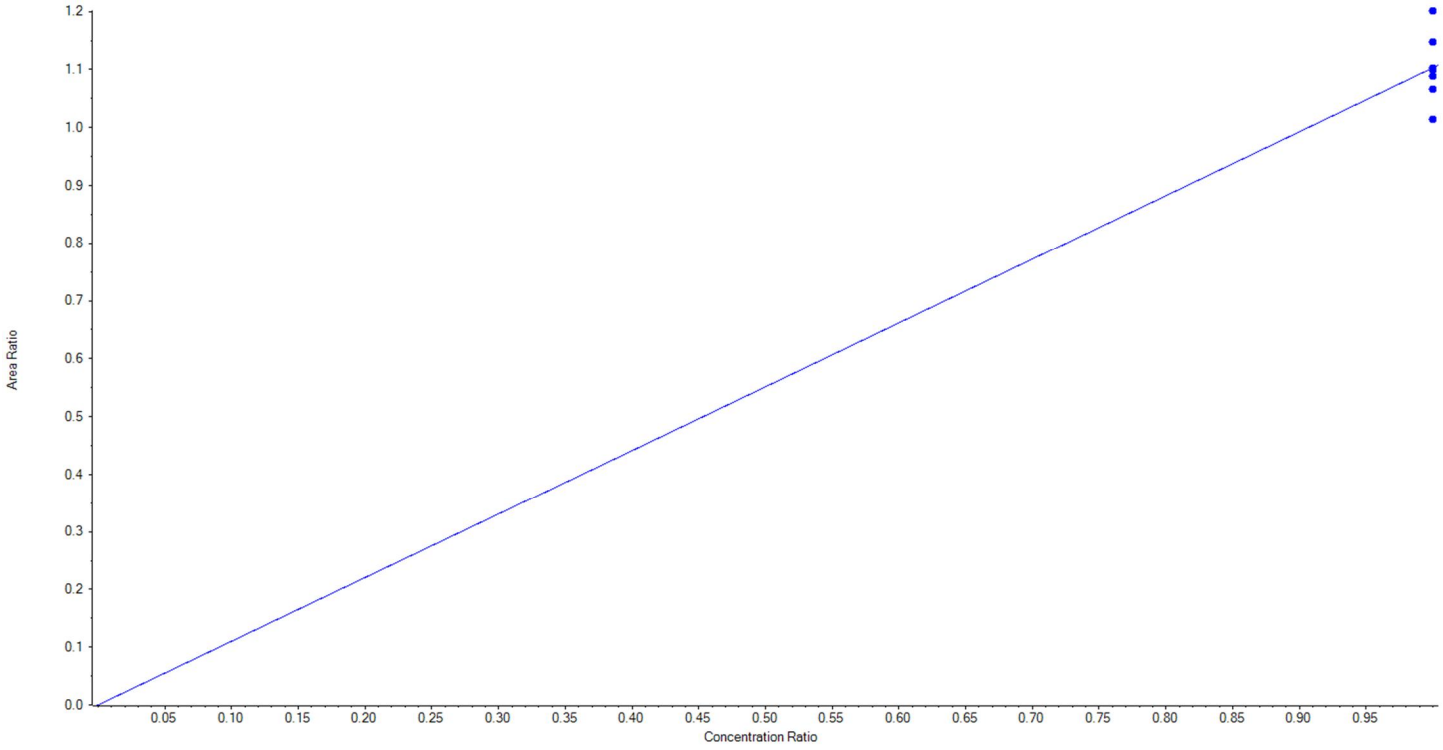

BATTELLE

Calibration Summary Report

Created with Analyst Reporter
Printed: 04/10/2018 7:41:27 PM

Analyte Name	13C6-PFDA	**Data File**	18-0567.wiff
MRM Transition	519.0 / 474.0	**Result Table**	18-0567_SIS
Internal Standard	13C2-PFDA	**Instrument Name**	QTRAP 5500
Acquisition Date	10/2/2018 8:18:32 PM	**Acquisition Method**	5-0369.dam

Regression Equation: y = 1.00495 x (std. dev. = 0.05511) (weighting: 1 / x)

Vial	Sample Name	Sample ID	Used for ICAL	Target Conc. (ng/L)	Calculated Conc. (ng/L)	Recovery (%)
2	KA86	L1	True	250.00	243.534625	97.4
3	KA87	L2	True	250.00	244.338776	97.7
4	KA88	L3	True	250.00	251.494903	100.6
5	KB85	L4	True	250.00	269.197256	107.7
6	KB69	L5	True	250.00	260.292954	104.1
7	KB64	L6	True	250.00	254.704342	101.9
8	KB65	L7	True	250.00	226.437143	90.6

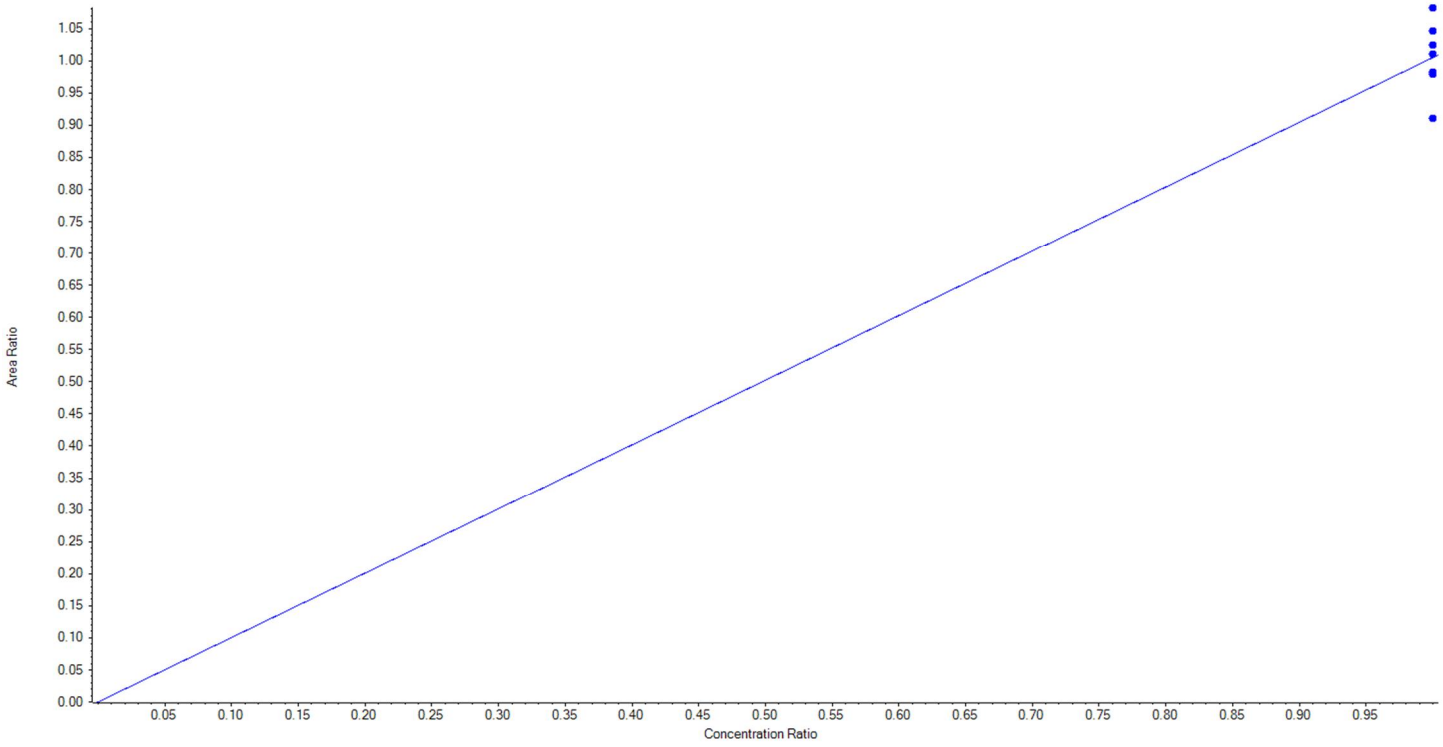

BATTELLE

Calibration Summary Report

Created with Analyst Reporter
Printed: 04/10/2018 7:41:27 PM

Analyte Name	13C7-PFUnA	**Data File**	18-0567.wiff
MRM Transition	570.0 / 525.0	**Result Table**	18-0567_SIS
Internal Standard	13C2-PFDA	**Instrument Name**	QTRAP 5500
Acquisition Date	10/2/2018 8:18:32 PM	**Acquisition Method**	5-0369.dam

Regression Equation: y = 1.02152 x (std. dev. = 0.07915) (weighting: 1 / x)

Vial	Sample Name	Sample ID	Used for ICAL	Target Conc. (ng/L)	Calculated Conc. (ng/L)	Recovery (%)
2	KA86	L1	True	250.00	230.679287	92.3
3	KA87	L2	True	250.00	248.941819	99.6
4	KA88	L3	True	250.00	260.658926	104.3
5	KB85	L4	True	250.00	282.991780	113.2
6	KB69	L5	True	250.00	251.334443	100.5
7	KB64	L6	True	250.00	251.307802	100.5
8	KB65	L7	True	250.00	224.085944	89.6

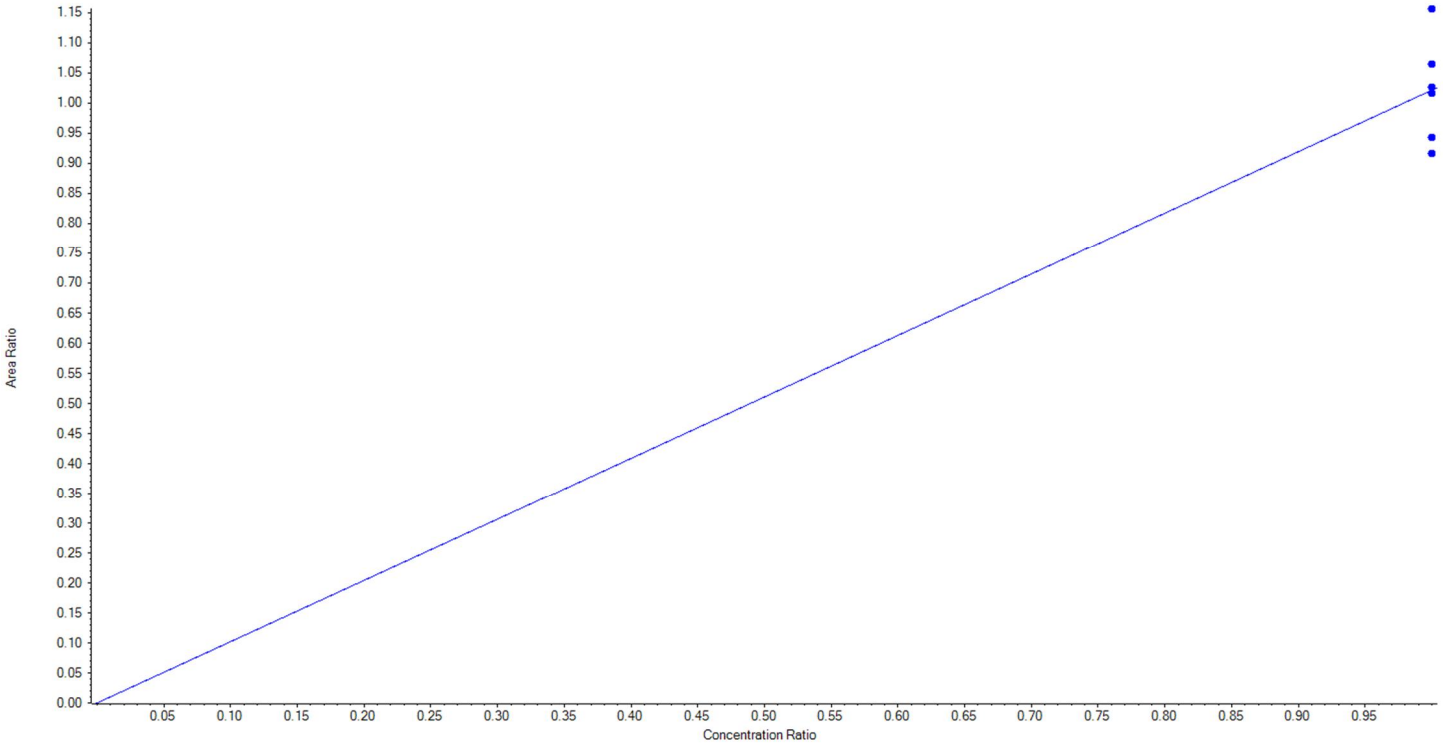

BATTELLE

Calibration Summary Report

Created with Analyst Reporter
Printed: 04/10/2018 7:41:27 PM

Analyte Name	13C2-PFTeDA	**Data File**	18-0567.wiff
MRM Transition	715.0 / 670.0	**Result Table**	18-0567_SIS
Internal Standard	13C2-PFDA	**Instrument Name**	QTRAP 5500
Acquisition Date	10/2/2018 8:18:32 PM	**Acquisition Method**	5-0369.dam

Regression Equation: y = 0.79366 x (std. dev. = 0.06788) (weighting: 1 / x)

Vial	Sample Name	Sample ID	Used for ICAL	Target Conc. (ng/L)	Calculated Conc. (ng/L)	Recovery (%)
2	KA86	L1	True	250.00	228.114321	91.3
3	KA87	L2	True	250.00	224.809448	89.9
4	KA88	L3	True	250.00	239.182575	95.7
5	KB85	L4	True	250.00	258.607584	103.4
6	KB69	L5	True	250.00	251.717559	100.7
7	KB64	L6	True	250.00	261.459132	104.6
8	KB65	L7	True	250.00	286.109380	114.4

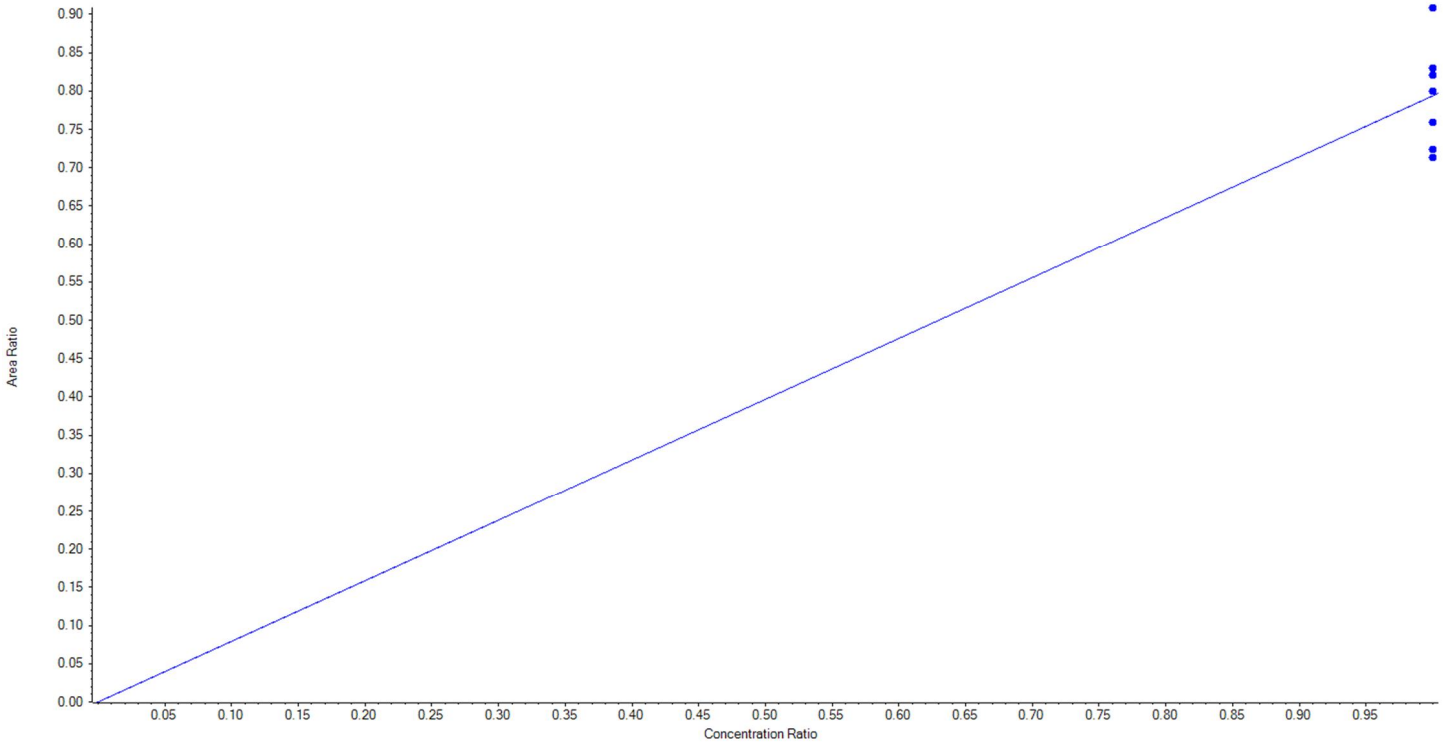

BATTELLE

Calibration Summary Report

Created with Analyst Reporter
Printed: 04/10/2018 7:41:27 PM

Analyte Name	13C3-PFBS	**Data File**	18-0567.wiff
MRM Transition	302.0 / 99.0	**Result Table**	18-0567_SIS
Internal Standard	13C4-PFOS	**Instrument Name**	QTRAP 5500
Acquisition Date	10/2/2018 8:18:32 PM	**Acquisition Method**	5-0369.dam

Regression Equation: y = 1.04611 x (std. dev. = 0.07363) (weighting: 1 / x)

Vial	Sample Name	Sample ID	Used for ICAL	Target Conc. (ng/L)	Calculated Conc. (ng/L)	Recovery (%)
2	KA86	L1	True	232.25	209.719451	90.3
3	KA87	L2	True	232.25	240.134607	103.4
4	KA88	L3	True	232.25	213.353326	91.9
5	KB85	L4	True	232.25	234.811625	101.1
6	KB69	L5	True	232.25	227.459766	97.9
7	KB64	L6	True	232.25	251.998876	108.5
8	KB65	L7	True	232.25	248.272350	106.9

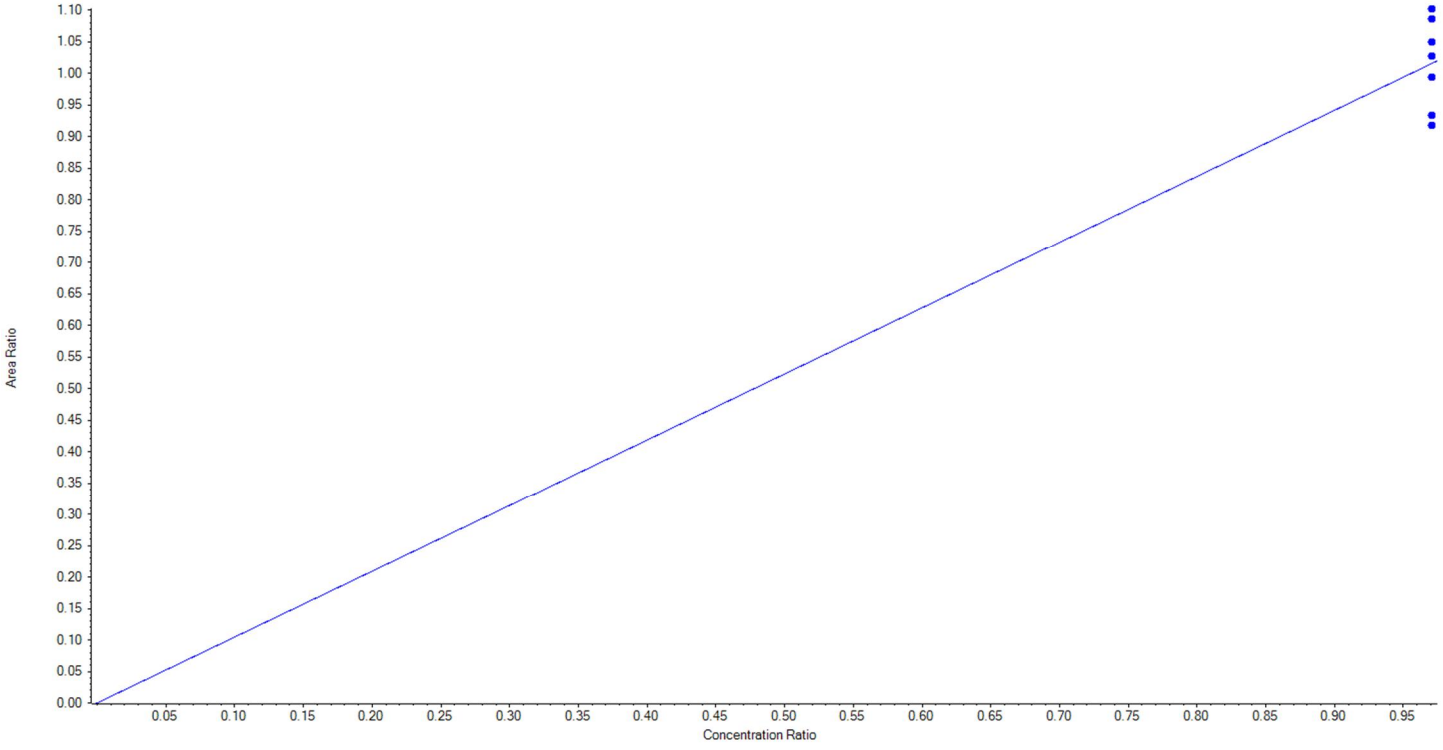

BATTELLE

Calibration Summary Report

Created with Analyst Reporter
Printed: 04/10/2018 7:41:27 PM

Analyte Name	13C3-PFHxS	**Data File**	18-0567.wiff
MRM Transition	402.0 / 99.0	**Result Table**	18-0567_SIS
Internal Standard	13C4-PFOS	**Instrument Name**	QTRAP 5500
Acquisition Date	10/2/2018 8:18:32 PM	**Acquisition Method**	5-0369.dam

Regression Equation: y = 0.95105 x (std. dev. = 0.05160) (weighting: 1 / x)

Vial	Sample Name	Sample ID	Used for ICAL	Target Conc. (ng/L)	Calculated Conc. (ng/L)	Recovery (%)
2	KA86	L1	True	236.50	231.209691	97.8
3	KA87	L2	True	236.50	248.055330	104.9
4	KA88	L3	True	236.50	222.207278	94.0
5	KB85	L4	True	236.50	233.267050	98.6
6	KB69	L5	True	236.50	258.978090	109.5
7	KB64	L6	True	236.50	235.550467	99.6
8	KB65	L7	True	236.50	226.232094	95.7

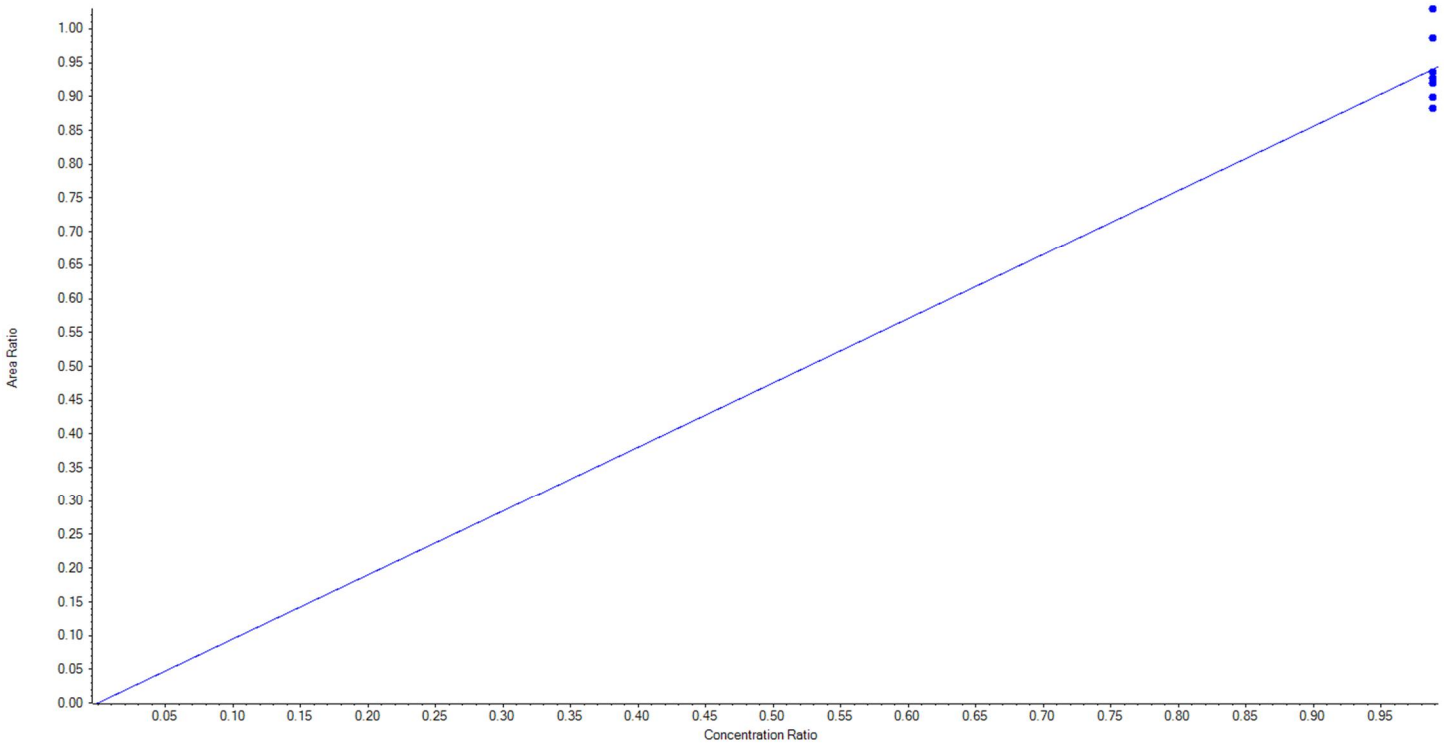

BATTELLE

Calibration Summary Report

Created with Analyst Reporter
Printed: 04/10/2018 7:41:27 PM

Analyte Name	13C8-PFOS	**Data File**	18-0567.wiff
MRM Transition	507.0 / 99.0	**Result Table**	18-0567_SIS
Internal Standard	13C4-PFOS	**Instrument Name**	QTRAP 5500
Acquisition Date	10/2/2018 8:18:32 PM	**Acquisition Method**	5-0369.dam

Regression Equation: y = 1.00258 x (std. dev. = 0.05542) (weighting: 1 / x)

Vial	Sample Name	Sample ID	Used for ICAL	Target Conc. (ng/L)	Calculated Conc. (ng/L)	Recovery (%)
2	KA86	L1	True	239.25	219.859192	91.9
3	KA87	L2	True	239.25	252.163967	105.4
4	KA88	L3	True	239.25	223.489878	93.4
5	KB85	L4	True	239.25	237.394498	99.2
6	KB69	L5	True	239.25	245.381403	102.6
7	KB64	L6	True	239.25	253.522421	106.0
8	KB65	L7	True	239.25	242.938641	101.5

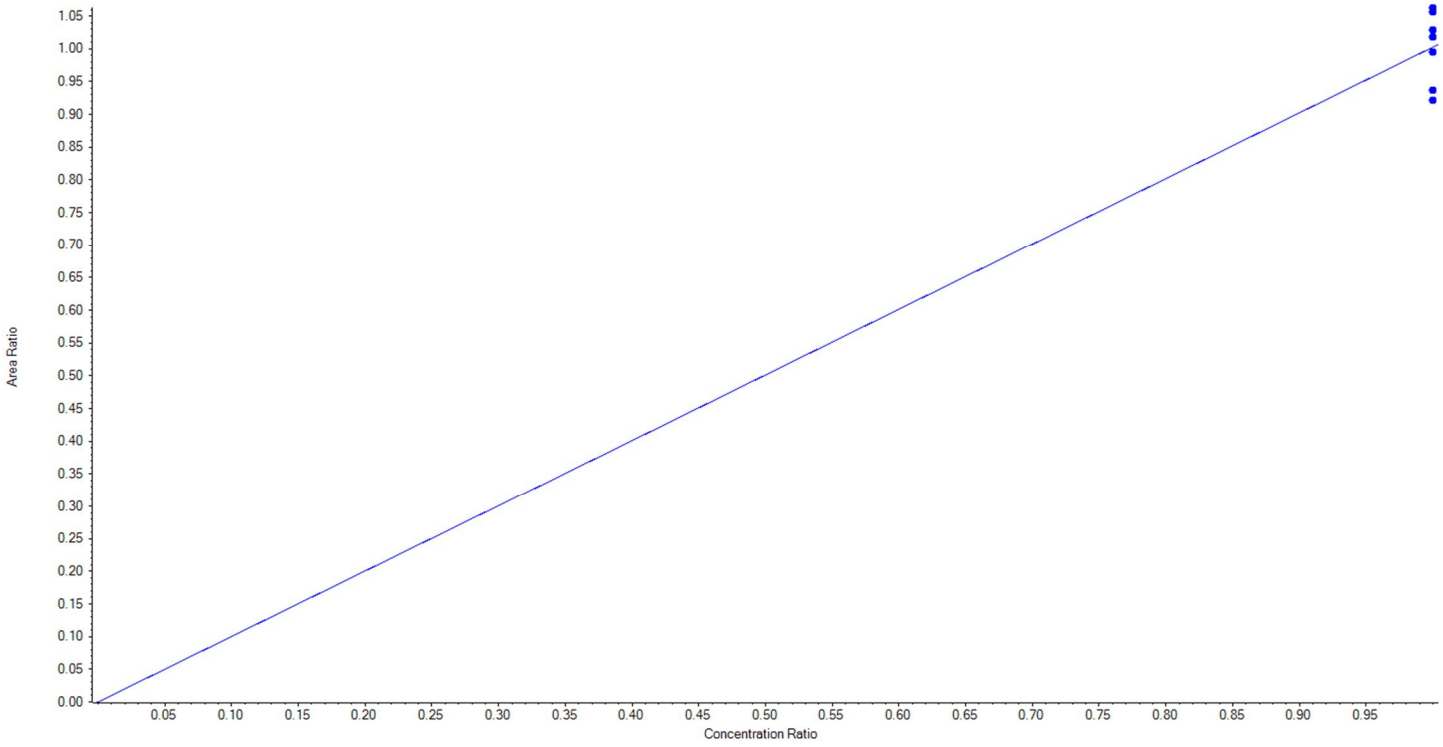

BATTELLE

	Isotope Dilution Calibration Curve Concentrations (ng/L)						
	KA86	KA87	KA88	KA89	KA90	KB64	KB65
PFBA	100.00	250.00	500.00	1,000.00	2,500.00	10,000.00	20,000.00
PFPeA	101.00	252.50	505.00	1,010.00	2,525.00	10,100.00	20,200.00
PFHxA	101.00	252.50	505.00	1,010.00	2,525.00	10,100.00	20,200.00
PFHpA	100.00	250.00	500.00	1,000.00	2,500.00	10,000.00	20,000.00
PFOA	100.00	250.00	500.00	1,000.00	2,500.00	10,000.00	20,000.00
PFNA	100.00	250.00	500.00	1,000.00	2,500.00	10,000.00	20,000.00
PFDA	100.00	250.00	500.00	1,000.00	2,500.00	10,000.00	20,000.00
PFUnA	100.00	250.00	500.00	1,000.00	2,500.00	10,000.00	20,000.00
PFDoA	100.00	250.00	500.00	1,000.00	2,500.00	10,000.00	20,000.00
PFTrDA	100.00	250.00	500.00	1,000.00	2,500.00	10,000.00	20,000.00
PFTeDA	100.00	250.00	500.00	1,000.00	2,500.00	10,000.00	20,000.00
NMeFOSAA	100.00	250.00	500.00	1,000.00	2,500.00	10,000.00	20,000.00
NEtFOSAA	100.00	250.00	500.00	1,000.00	2,500.00	10,000.00	20,000.00
PFOSA	100.00	250.00	500.00	1,000.00	2,500.00	10,000.00	20,000.00
PFBS	101.00	252.50	505.00	1,010.00	2,525.00	10,100.00	20,200.00
PFPeS	100.00	250.00	500.00	1,000.00	2,500.00	10,000.00	20,000.00
PFHxS (Branched)	101.00	252.50	505.00	1,010.00	2,525.00	10,100.00	20,200.00
PFHpS	100.00	250.00	500.00	1,000.00	2,500.00	10,000.00	20,000.00
PFOS (Branched)	100.00	250.00	500.00	1,000.00	2,500.00	10,000.00	20,000.00
PFDS	101.00	252.50	505.00	1,010.00	2,525.00	10,100.00	20,200.00
PFNS	101.00	252.50	505.00	1,010.00	2,525.00	10,100.00	20,200.00
4:2FTS	101.00	252.50	505.00	1,010.00	2,525.00	10,100.00	20,200.00
6:2FTS	100.00	250.00	500.00	1,000.00	2,500.00	10,000.00	20,000.00
8:2FTS	101.00	252.50	505.00	1,010.00	2,525.00	10,100.00	20,200.00
	Surrogates / Extracted Internal Standards						
13C4-PFBA	250.00	250.00	250.00	250.00	250.00	250.00	250.00
13C5-PFPeA	250.00	250.00	250.00	250.00	250.00	250.00	250.00
13C5-PFHxA	250.00	250.00	250.00	250.00	250.00	250.00	250.00
13C4-PFHpA	250.00	250.00	250.00	250.00	250.00	250.00	250.00
13C8-PFOA	250.00	250.00	250.00	250.00	250.00	250.00	250.00
13C9-PFNA	250.00	250.00	250.00	250.00	250.00	250.00	250.00
13C6-PFDA	250.00	250.00	250.00	250.00	250.00	250.00	250.00
13C7-PFUnA	250.00	250.00	250.00	250.00	250.00	250.00	250.00
13C2-PFDoA	250.00	250.00	250.00	250.00	250.00	250.00	250.00
13C2-PFTeDA	250.00	250.00	250.00	250.00	250.00	250.00	250.00
d3-MeFOSAA	250.00	250.00	250.00	250.00	250.00	250.00	250.00
d5-EtFOSAA	250.00	250.00	250.00	250.00	250.00	250.00	250.00
13C8-FOSA	250.00	250.00	250.00	250.00	250.00	250.00	250.00
13C3-PFBS	232.25	232.25	232.25	232.25	232.25	232.25	232.25
13C3-PFHxS	236.50	236.50	236.50	236.50	236.50	236.50	236.50
13C8-PFOS	239.25	239.25	239.25	239.25	239.25	239.25	239.25
13C2-4:2FTS	233.75	233.75	233.75	233.75	233.75	233.75	233.75
13C2-6:2FTS	237.25	237.25	237.25	237.25	237.25	237.25	237.25
13C2-8:2FTS	239.50	239.50	239.50	239.50	239.50	239.50	239.50
	Internal Standards						
13C3-PFBA	250.00	250.00	250.00	250.00	250.00	250.00	250.00
13C2-PFOA	250.00	250.00	250.00	250.00	250.00	250.00	250.00
13C2-PFDA	250.00	250.00	250.00	250.00	250.00	250.00	250.00
13C4-PFOS	239.25	239.25	239.25	239.25	239.25	239.25	239.25

BATTELLE

Summary Quant Report

Sample Name	KA86	**Injection Vial**	2
Sample ID	L1	**Injection Volume**	10.00
Sample Type	Standard	**Instrument Name**	QTRAP 5500
Acquisition Date	2018-10-02T20:29:24	**Data File**	18-0567.wiff
Acquisition Method	5-0369.dam	**Result Table**	18-0567_BASE
Sample Comment			

Results Summary

Analyte	MRM Transition	RT	Area	Conc. (ng/L)	Signal/Noise Ratio	Modified
PFBS_1	298.9 / 80.0	1.54	34138.78	118.242850	78.9	true
PFBS_2	298.9 / 99.0	1.84	14378.40	127.941924	76.1	false
PFHxA_1	313.0 / 269.0	1.85	27291.71	103.436543	7.5	false
PFHxA_2	313.0 / 119.0	1.85	2405.00	94.090202	5.9	false
PFHpA_1	363.0 / 319.0	2.26	25380.62	105.076110	24.2	false
PFHpA_2	363.0 / 169.0	2.25	470.03	99.234762	14.9	false
PFHxS_1	399.0 / 80.0	2.28	42621.73	108.237125	79.3	false
PFHxS_2	399.0 / 99.0	2.28	11432.38	104.699018	76.3	false
PFOA_1	413.0 / 369.0	2.67	39394.19	103.059565	63.9	false
PFOA_2	413.0 / 169.0	2.67	2146.19	97.339733	48.1	false
PFNA_1	463.0 / 419.0	3.06	37355.99	96.157405	81.9	false
PFNA_2	463.0 / 219.0	3.06	13657.34	102.468768	142.8	false
PFOS_1	499.0 / 80.0	3.06	64583.06	103.769423	70.2	false
PFOS_2	499.0 / 99.0	3.07	12227.79	116.579914	103.3	false
PFDA_1	513.0 / 469.0	3.41	40640.63	93.212142	128.4	false
PFDA_2	513.0 / 219.0	3.42	2464.41	120.997412	63.0	true
PFUnA_1	563.0 / 519.0	3.74	41609.93	115.774594	112.7	false
PFUnA_2	563.0 / 269.0	3.74	1840.45	102.737163	45.1	false
PFDoA_1	613.0 / 569.0	4.02	37957.30	95.403570	150.8	false
PFDoA_2	613.0 / 319.0	4.02	6868.66	104.404315	118.2	false
PFTrDA_1	663.0 / 619.0	4.27	33563.78	81.240003	256.8	false
PFTrDA_2	663.0 / 169.0	4.27	2291.73	70.767758	100.8	true
PFTeDA_1	713.0 / 669.0	4.48	34185.97	92.980422	416.4	false
PFTeDA_2	713.0 / 169.0	4.48	1942.05	83.119412	147.1	false
NMeFOSAA_1	570.0 / 419.0	3.57	7093.35	112.720731	130.4	false
NMeFOSAA_2	570.0 / 512.0	3.58	4375.07	109.027906	115.3	false
NEtFOSAA_1	584.0 / 419.0	3.73	6664.21	116.464062	130.6	false
NEtFOSAA_2	584.0 / 483.0	3.79	535.23	104.838624	29.0	false

BATTELLE

Summary Quant Report

Sample Name	KA87	**Injection Vial**	3
Sample ID	L2	**Injection Volume**	10.00
Sample Type	Standard	**Instrument Name**	QTRAP 5500
Acquisition Date	2018-10-02T20:40:16	**Data File**	18-0567.wiff
Acquisition Method	5-0369.dam	**Result Table**	18-0567_BASE
Sample Comment			

Results Summary

Analyte	MRM Transition	RT	Area	Conc. (ng/L)	Signal/Noise Ratio	Modified
PFBS_1	298.9 / 80.0	1.53	84560.15	252.515531	150.9	false
PFBS_2	298.9 / 99.0	1.53	26644.45	234.849528	122.1	false
PFHxA_1	313.0 / 269.0	1.85	70613.07	265.363796	18.0	false
PFHxA_2	313.0 / 119.0	1.85	6024.39	278.935665	12.6	false
PFHpA_1	363.0 / 319.0	2.26	69746.80	268.383904	55.2	false
PFHpA_2	363.0 / 169.0	2.26	1093.58	207.752804	29.4	false
PFHxS_1	399.0 / 80.0	2.28	102954.90	272.323086	138.8	false
PFHxS_2	399.0 / 99.0	2.28	31552.43	294.347378	194.5	false
PFOA_1	413.0 / 369.0	2.67	107472.81	259.712734	127.2	false
PFOA_2	413.0 / 169.0	2.67	6634.37	263.764801	93.9	false
PFNA_1	463.0 / 419.0	3.06	97295.99	249.031439	142.5	false
PFNA_2	463.0 / 219.0	3.06	32118.11	252.395569	172.2	false
PFOS_1	499.0 / 80.0	3.06	156565.44	257.277249	122.1	false
PFOS_2	499.0 / 99.0	3.06	27506.35	259.917357	230.2	false
PFDA_1	513.0 / 469.0	3.42	119110.85	264.139879	247.9	false
PFDA_2	513.0 / 219.0	3.42	4747.70	227.131528	95.4	false
PFUnA_1	563.0 / 519.0	3.74	118472.48	263.442924	167.5	false
PFUnA_2	563.0 / 269.0	3.74	5720.51	253.560608	76.4	false
PFDoA_1	613.0 / 569.0	4.02	103661.78	261.500465	224.3	false
PFDoA_2	613.0 / 319.0	4.02	16847.96	259.108140	196.1	false
PFTrDA_1	663.0 / 619.0	4.26	88771.86	255.639239	387.1	false
PFTrDA_2	663.0 / 169.0	4.26	6093.62	259.515453	180.7	false
PFTeDA_1	713.0 / 669.0	4.48	93497.24	263.837058	589.0	false
PFTeDA_2	713.0 / 169.0	4.48	5183.06	281.830474	329.9	false
NMeFOSAA_1	570.0 / 419.0	3.57	16629.54	236.848965	189.6	false
NMeFOSAA_2	570.0 / 512.0	3.57	9513.98	231.562191	181.4	false
NEtFOSAA_1	584.0 / 419.0	3.73	18764.54	283.951479	317.0	false
NEtFOSAA_2	584.0 / 483.0	3.73	1175.36	248.003138	41.6	false

BATTELLE

Summary Quant Report

Sample Name	KA88	**Injection Vial**	4
Sample ID	L3	**Injection Volume**	10.00
Sample Type	Standard	**Instrument Name**	QTRAP 5500
Acquisition Date	2018-10-02T20:51:08	**Data File**	18-0567.wiff
Acquisition Method	5-0369.dam	**Result Table**	18-0567_BASE
Sample Comment			

Results Summary

Analyte	MRM Transition	RT	Area	Conc. (ng/L)	Signal/Noise Ratio	Modified
PFBS_1	298.9 / 80.0	1.53	172126.38	463.842650	272.2	false
PFBS_2	298.9 / 99.0	1.53	51266.78	436.780354	174.3	false
PFHxA_1	313.0 / 269.0	1.85	134965.47	473.609923	28.2	false
PFHxA_2	313.0 / 119.0	1.84	10860.16	490.077726	19.9	false
PFHpA_1	363.0 / 319.0	2.26	127692.01	469.034853	72.3	false
PFHpA_2	363.0 / 169.0	2.26	3188.19	570.051877	59.0	false
PFHxS_1	399.0 / 80.0	2.28	194888.51	471.051343	203.4	false
PFHxS_2	399.0 / 99.0	2.28	52242.38	441.703024	238.2	false
PFOA_1	413.0 / 369.0	2.66	196907.45	464.403086	187.3	false
PFOA_2	413.0 / 169.0	2.67	12823.00	490.273598	166.6	false
PFNA_1	463.0 / 419.0	3.06	191286.46	488.087483	243.0	false
PFNA_2	463.0 / 219.0	3.06	58567.23	468.306817	213.4	false
PFOS_1	499.0 / 80.0	3.06	287652.69	459.528466	148.7	false
PFOS_2	499.0 / 99.0	3.06	50259.74	459.286260	277.2	false
PFDA_1	513.0 / 469.0	3.41	222072.24	494.075704	324.3	false
PFDA_2	513.0 / 219.0	3.41	9324.40	463.377769	183.1	false
PFUnA_1	563.0 / 519.0	3.74	214244.17	454.446863	207.2	false
PFUnA_2	563.0 / 269.0	3.73	11352.09	479.177876	169.4	false
PFDoA_1	613.0 / 569.0	4.02	192989.46	500.253433	274.5	false
PFDoA_2	613.0 / 319.0	4.02	30265.73	483.151548	231.7	false
PFTrDA_1	663.0 / 619.0	4.26	176829.31	522.325434	416.4	false
PFTrDA_2	663.0 / 169.0	4.26	11943.61	537.266313	247.2	false
PFTeDA_1	713.0 / 669.0	4.48	175899.71	488.990341	770.6	false
PFTeDA_2	713.0 / 169.0	4.48	8987.37	500.749052	403.2	false
NMeFOSAA_1	570.0 / 419.0	3.57	33689.20	449.839076	370.8	false
NMeFOSAA_2	570.0 / 512.0	3.57	18127.64	431.662499	249.8	false
NEtFOSAA_1	584.0 / 419.0	3.73	32694.89	427.149860	359.1	false
NEtFOSAA_2	584.0 / 483.0	3.73	2205.42	422.136515	139.7	false

BATTELLE

Summary Quant Report

Sample Name	KB85	**Injection Vial**	5
Sample ID	L4	**Injection Volume**	10.00
Sample Type	Standard	**Instrument Name**	QTRAP 5500
Acquisition Date	2018-10-02T21:02:00	**Data File**	18-0567.wiff
Acquisition Method	5-0369.dam	**Result Table**	18-0567_BASE
Sample Comment			

Results Summary

Analyte	MRM Transition	RT	Area	Conc. (ng/L)	Signal/Noise Ratio	Modified
PFBS_1	298.9 / 80.0	1.53	364472.65	962.352090	414.7	false
PFBS_2	298.9 / 99.0	1.53	109568.30	955.659161	397.9	false
PFHxA_1	313.0 / 269.0	1.85	277679.62	974.984492	40.1	false
PFHxA_2	313.0 / 119.0	1.84	21296.13	991.873026	30.2	false
PFHpA_1	363.0 / 319.0	2.25	258427.56	961.786160	101.5	false
PFHpA_2	363.0 / 169.0	2.26	5529.91	996.510414	74.9	false
PFHxS_1	399.0 / 80.0	2.28	386078.56	977.033184	198.2	false
PFHxS_2	399.0 / 99.0	2.28	112298.01	989.614030	299.7	false
PFOA_1	413.0 / 369.0	2.66	417670.18	1032.344173	299.0	false
PFOA_2	413.0 / 169.0	2.66	26411.90	1047.963770	249.6	false
PFNA_1	463.0 / 419.0	3.06	400492.72	1048.447832	330.5	false
PFNA_2	463.0 / 219.0	3.06	124066.55	1035.566728	360.0	false
PFOS_1	499.0 / 80.0	3.06	591632.53	997.260536	188.5	false
PFOS_2	499.0 / 99.0	3.06	85748.28	820.322992	494.1	false
PFDA_1	513.0 / 469.0	3.41	455442.89	1020.809243	458.8	false
PFDA_2	513.0 / 219.0	3.42	19109.90	972.688339	235.2	false
PFUnA_1	563.0 / 519.0	3.74	446649.17	921.368543	287.0	false
PFUnA_2	563.0 / 269.0	3.74	24865.98	1020.878941	216.0	false
PFDoA_1	613.0 / 569.0	4.02	387124.56	963.898635	387.8	false
PFDoA_2	613.0 / 319.0	4.02	59609.23	920.650141	361.8	false
PFTrDA_1	663.0 / 619.0	4.26	336133.81	1015.089313	546.8	false
PFTrDA_2	663.0 / 169.0	4.26	22556.73	1052.773614	323.3	false
PFTeDA_1	713.0 / 669.0	4.48	361028.65	1010.740241	881.1	false
PFTeDA_2	713.0 / 169.0	4.47	17174.95	991.919167	640.3	false
NMeFOSAA_1	570.0 / 419.0	3.57	61930.63	996.970463	597.1	false
NMeFOSAA_2	570.0 / 512.0	3.57	36581.14	1092.591022	413.3	false
NEtFOSAA_1	584.0 / 419.0	3.73	66734.21	868.892933	465.2	false
NEtFOSAA_2	584.0 / 483.0	3.73	5247.62	1048.924795	196.5	false

BATTELLE

Summary Quant Report

Sample Name	KB69	**Injection Vial**	6
Sample ID	L5	**Injection Volume**	10.00
Sample Type	Standard	**Instrument Name**	QTRAP 5500
Acquisition Date	2018-10-02T21:12:52	**Data File**	18-0567.wiff
Acquisition Method	5-0369.dam	**Result Table**	18-0567_BASE
Sample Comment			

Results Summary

Analyte	MRM Transition	RT	Area	Conc. (ng/L)	Signal/Noise Ratio	Modified
PFBS_1	298.9 / 80.0	1.53	915811.86	2388.436582	718.8	false
PFBS_2	298.9 / 99.0	1.53	279741.02	2467.152233	589.1	false
PFHxA_1	313.0 / 269.0	1.85	707141.13	2523.702577	67.8	false
PFHxA_2	313.0 / 119.0	1.85	51152.96	2468.194621	58.4	false
PFHpA_1	363.0 / 319.0	2.26	670916.18	2432.324450	163.6	false
PFHpA_2	363.0 / 169.0	2.26	14856.71	2598.436082	163.1	false
PFHxS_1	399.0 / 80.0	2.28	1020506.95	2265.053300	433.5	false
PFHxS_2	399.0 / 99.0	2.28	294788.33	2272.262593	574.9	false
PFOA_1	413.0 / 369.0	2.66	1022995.94	2408.845401	477.3	false
PFOA_2	413.0 / 169.0	2.66	62678.48	2358.191004	324.5	false
PFNA_1	463.0 / 419.0	3.06	991791.35	2536.519181	565.7	false
PFNA_2	463.0 / 219.0	3.06	299437.20	2461.192991	546.7	false
PFOS_1	499.0 / 80.0	3.06	1544192.47	2474.021804	351.8	false
PFOS_2	499.0 / 99.0	3.06	278864.36	2543.792355	679.9	false
PFDA_1	513.0 / 469.0	3.41	1141052.73	2453.490287	666.0	false
PFDA_2	513.0 / 219.0	3.41	49668.14	2448.177670	329.4	false
PFUnA_1	563.0 / 519.0	3.74	1129527.81	2404.546580	412.0	false
PFUnA_2	563.0 / 269.0	3.74	58671.16	2487.420630	377.4	false
PFDoA_1	613.0 / 569.0	4.01	1015550.65	2516.797284	576.4	false
PFDoA_2	613.0 / 319.0	4.01	161070.23	2491.211226	419.5	false
PFTrDA_1	663.0 / 619.0	4.26	900044.60	2638.115881	829.0	false
PFTrDA_2	663.0 / 169.0	4.26	59126.37	2703.951073	526.3	false
PFTeDA_1	713.0 / 669.0	4.47	925537.29	2483.370637	1672.5	false
PFTeDA_2	713.0 / 169.0	4.47	45647.54	2580.229288	988.7	false
NMeFOSAA_1	570.0 / 419.0	3.57	170104.48	2455.872434	787.6	false
NMeFOSAA_2	570.0 / 512.0	3.57	90239.90	2443.220526	483.3	false
NEtFOSAA_1	584.0 / 419.0	3.73	175581.20	2540.503274	713.5	false
NEtFOSAA_2	584.0 / 483.0	3.73	11654.69	2659.178334	588.2	false

BATTELLE

Summary Quant Report

Sample Name	KB64	**Injection Vial**	7
Sample ID	L6	**Injection Volume**	10.00
Sample Type	Standard	**Instrument Name**	QTRAP 5500
Acquisition Date	2018-10-02T21:23:43	**Data File**	18-0567.wiff
Acquisition Method	5-0369.dam	**Result Table**	18-0567_BASE
Sample Comment			

Results Summary

Analyte	MRM Transition	RT	Area	Conc. (ng/L)	Signal/Noise Ratio	Modified
PFBS_1	298.9 / 80.0	1.54	3595997.48	10133.836648	1674.6	false
PFBS_2	298.9 / 99.0	1.54	1061182.09	10230.920973	1478.2	false
PFHxA_1	313.0 / 269.0	1.85	2665428.43	10497.477669	127.0	false
PFHxA_2	313.0 / 119.0	1.85	199062.27	10710.651070	109.4	false
PFHpA_1	363.0 / 319.0	2.26	2374275.26	9944.958168	350.2	false
PFHpA_2	363.0 / 169.0	2.26	50242.88	10135.037262	289.3	false
PFHxS_1	399.0 / 80.0	2.28	3687517.19	10863.782462	865.5	false
PFHxS_2	399.0 / 99.0	2.28	1045839.20	10683.029937	1167.4	false
PFOA_1	413.0 / 369.0	2.67	3669290.41	10035.663035	993.9	false
PFOA_2	413.0 / 169.0	2.67	227223.41	9902.654900	675.6	false
PFNA_1	463.0 / 419.0	3.06	3426159.61	10129.637799	937.6	false
PFNA_2	463.0 / 219.0	3.06	1063334.16	10151.380563	962.3	false
PFOS_1	499.0 / 80.0	3.06	5505778.74	10487.269169	463.4	false
PFOS_2	499.0 / 99.0	3.06	979638.45	10612.278502	867.7	false
PFDA_1	513.0 / 469.0	3.42	3942021.70	10394.973207	1035.9	false
PFDA_2	513.0 / 219.0	3.42	163682.02	9938.069190	822.4	false
PFUnA_1	563.0 / 519.0	3.74	3834987.35	9737.608647	744.5	false
PFUnA_2	563.0 / 269.0	3.74	191352.10	9677.435016	558.1	false
PFDoA_1	613.0 / 569.0	4.02	3616150.66	10564.613909	807.6	false
PFDoA_2	613.0 / 319.0	4.02	581637.28	10630.256598	596.8	false
PFTrDA_1	663.0 / 619.0	4.26	3268800.34	11163.539565	1186.1	false
PFTrDA_2	663.0 / 169.0	4.26	208812.82	11181.753016	816.4	false
PFTeDA_1	713.0 / 669.0	4.48	3424138.62	10645.486031	1835.2	false
PFTeDA_2	713.0 / 169.0	4.47	157408.52	10407.347295	1386.4	false
NMeFOSAA_1	570.0 / 419.0	3.57	601833.32	10830.236610	967.2	false
NMeFOSAA_2	570.0 / 512.0	3.57	322013.89	10963.422980	1030.0	false
NEtFOSAA_1	584.0 / 419.0	3.73	580697.83	9090.151574	1018.3	false
NEtFOSAA_2	584.0 / 483.0	3.73	40846.50	10187.722278	671.2	false

BATTELLE

Summary Quant Report

Sample Name	KB65	**Injection Vial**	8
Sample ID	L7	**Injection Volume**	10.00
Sample Type	Standard	**Instrument Name**	QTRAP 5500
Acquisition Date	2018-10-02T21:34:34	**Data File**	18-0567.wiff
Acquisition Method	5-0369.dam	**Result Table**	18-0567_BASE
Sample Comment			

Results Summary

Analyte	MRM Transition	RT	Area	Conc. (ng/L)	Signal/Noise Ratio	Modified
PFBS_1	298.9 / 80.0	1.53	7776661.58	20374.273647	2802.3	false
PFBS_2	298.9 / 99.0	1.53	2254063.36	20240.195826	2213.2	false
PFHxA_1	313.0 / 269.0	1.85	5429544.24	19854.924999	217.9	false
PFHxA_2	313.0 / 119.0	1.85	392970.60	19659.677689	160.7	false
PFHpA_1	363.0 / 319.0	2.26	4847448.10	20168.436354	453.7	false
PFHpA_2	363.0 / 169.0	2.26	98559.91	19742.976800	375.1	false
PFHxS_1	399.0 / 80.0	2.28	7103339.83	19736.019502	805.6	false
PFHxS_2	399.0 / 99.0	2.28	2066926.60	19907.844020	1424.1	false
PFOA_1	413.0 / 369.0	2.67	6796547.31	20045.972006	1027.9	false
PFOA_2	413.0 / 169.0	2.66	429781.36	20189.812195	868.0	false
PFNA_1	463.0 / 419.0	3.06	6857760.52	19802.118861	1399.3	false
PFNA_2	463.0 / 219.0	3.06	2130502.77	19878.688563	1231.5	false
PFOS_1	499.0 / 80.0	3.06	10618243.71	19570.873353	567.8	false
PFOS_2	499.0 / 99.0	3.06	1864179.88	19537.822619	911.0	false
PFDA_1	513.0 / 469.0	3.42	7256756.54	19629.299538	1036.3	false
PFDA_2	513.0 / 219.0	3.42	323740.44	20179.558092	561.8	false
PFUnA_1	563.0 / 519.0	3.73	7883521.82	20452.811849	792.7	false
PFUnA_2	563.0 / 269.0	3.73	393404.85	20328.789765	628.5	false
PFDoA_1	613.0 / 569.0	4.01	7377871.95	19447.532704	882.5	false
PFDoA_2	613.0 / 319.0	4.01	1179835.66	19461.218032	726.6	false
PFTrDA_1	663.0 / 619.0	4.26	6554803.40	18674.050566	1118.5	false
PFTrDA_2	663.0 / 169.0	4.26	414854.39	18543.972773	959.2	false
PFTeDA_1	713.0 / 669.0	4.47	7471277.79	19364.595269	1952.4	false
PFTeDA_2	713.0 / 169.0	4.47	353296.79	19504.805312	1614.5	false
NMeFOSAA_1	570.0 / 419.0	3.57	1224746.58	19267.511721	1879.1	false
NMeFOSAA_2	570.0 / 512.0	3.57	640334.78	19078.512876	997.9	false
NEtFOSAA_1	584.0 / 419.0	3.73	1166481.40	21022.886817	1216.6	false
NEtFOSAA_2	584.0 / 483.0	3.73	68383.04	19679.196315	928.3	false

BATTELLE

Summary Quant Report

Sample Name	KA86	**Injection Vial**	2
Sample ID	L1	**Injection Volume**	10.00
Sample Type	Standard	**Instrument Name**	QTRAP 5500
Acquisition Date	2018-10-02T20:29:24	**Data File**	18-0567.wiff
Acquisition Method	5-0369.dam	**Result Table**	18-0567_SIS
Sample Comment			

Results Summary

Analyte	MRM Transition	RT	Area	Conc. (ng/L)	Signal/Noise Ratio	Modified
13C2-PFDoA	615.0 / 570.0	4.01	87134.88	222.993102	807.4	false
d3-MeFOSAA	573.0 / 419.0	3.56	12450.90	206.505940	161.6	false
d5-EtFOSAA	589.0 / 419.0	3.72	17690.30	269.203065	186.0	false
13C5-PFHxA	318.0 / 273.0	1.84	60839.35	225.684604	546.2	false
13C4-PFHpA	367.0 / 322.0	2.25	69704.66	235.383017	578.3	false
13C8-PFOA	421.0 / 376.0	2.66	90480.96	239.295265	129525.4	false
13C9-PFNA	472.0 / 427.0	3.05	87743.93	229.879110	881.8	false
13C6-PFDA	519.0 / 474.0	3.40	95919.39	243.534625	886.1	false
13C7-PFUnA	570.0 / 525.0	3.72	92354.90	230.679287	926.7	false
13C2-PFTeDA	715.0 / 670.0	4.48	70956.42	228.114321	1652.1	false
13C3-PFBS	302.0 / 99.0	1.52	26020.43	209.719451	390.7	false
13C3-PFHxS	402.0 / 99.0	2.27	26080.02	231.209691	305.6	false
13C8-PFOS	507.0 / 99.0	3.05	26143.42	219.859192	220.2	false

BATTELLE

Summary Quant Report

Created with Analyst Reporter
Printed: 04/10/2018 7:42:09 PM

Sample Name	KA87	**Injection Vial**	3
Sample ID	L2	**Injection Volume**	10.00
Sample Type	Standard	**Instrument Name**	QTRAP 5500
Acquisition Date	2018-10-02T20:40:16	**Data File**	18-0567.wiff
Acquisition Method	5-0369.dam	**Result Table**	18-0567_SIS
Sample Comment			

Results Summary

Analyte	MRM Transition	RT	Area	Conc. (ng/L)	Signal/Noise Ratio	Modified
13C2-PFDoA	615.0 / 570.0	4.01	101652.85	232.144197	1312.0	false
d3-MeFOSAA	573.0 / 419.0	3.56	15654.06	273.020949	180.7	false
d5-EtFOSAA	589.0 / 419.0	3.72	17361.49	277.823722	196.6	false
13C5-PFHxA	318.0 / 273.0	1.84	65830.12	229.042579	744.8	false
13C4-PFHpA	367.0 / 322.0	2.25	76136.52	241.146230	550.9	false
13C8-PFOA	421.0 / 376.0	2.66	100736.31	249.883229	1109.6	false
13C9-PFNA	472.0 / 427.0	3.05	98370.95	241.726052	1066.6	false
13C6-PFDA	519.0 / 474.0	3.40	107844.80	244.338776	736.0	false
13C7-PFUnA	570.0 / 525.0	3.72	111688.97	248.941819	566.4	false
13C2-PFTeDA	715.0 / 670.0	4.47	78363.68	224.809448	1367.2	false
13C3-PFBS	302.0 / 99.0	1.52	28333.04	240.134607	454.3	false
13C3-PFHxS	402.0 / 99.0	2.27	26608.05	248.055330	301.3	false
13C8-PFOS	507.0 / 99.0	3.05	28514.34	252.163967	219.1	false

BATTELLE

Summary Quant Report

Created with Analyst Reporter
Printed: 04/10/2018 7:42:13 PM

Sample Name	KA88	**Injection Vial**	4
Sample ID	L3	**Injection Volume**	10.00
Sample Type	Standard	**Instrument Name**	QTRAP 5500
Acquisition Date	2018-10-02T20:51:08	**Data File**	18-0567.wiff
Acquisition Method	5-0369.dam	**Result Table**	18-0567_SIS
Sample Comment			

Results Summary

Analyte	MRM Transition	RT	Area	Conc. (ng/L)	Signal/Noise Ratio	Modified
13C2-PFDoA	615.0 / 570.0	4.01	103789.33	239.352683	569.8	false
d3-MeFOSAA	573.0 / 419.0	3.56	17537.70	251.259049	215.6	false
d5-EtFOSAA	589.0 / 419.0	3.72	18774.43	246.790864	185.2	false
13C5-PFHxA	318.0 / 273.0	1.84	71972.42	249.114229	561.7	false
13C4-PFHpA	367.0 / 322.0	2.25	80095.37	252.368870	1060.5	false
13C8-PFOA	421.0 / 376.0	2.65	104073.60	256.822183	1720.7	false
13C9-PFNA	472.0 / 427.0	3.04	102293.18	250.059960	991.7	false
13C6-PFDA	519.0 / 474.0	3.40	109923.03	251.494903	999.0	false
13C7-PFUnA	570.0 / 525.0	3.72	115807.78	260.658926	1086.9	false
13C2-PFTeDA	715.0 / 670.0	4.47	82562.43	239.182575	1683.4	false
13C3-PFBS	302.0 / 99.0	1.51	30644.87	213.353326	455.5	false
13C3-PFHxS	402.0 / 99.0	2.27	29016.34	222.207278	367.0	false
13C8-PFOS	507.0 / 99.0	3.04	30765.09	223.489878	235.0	false

BATTELLE

Summary Quant Report

Sample Name	KB85	**Injection Vial**	5
Sample ID	L4	**Injection Volume**	10.00
Sample Type	Standard	**Instrument Name**	QTRAP 5500
Acquisition Date	2018-10-02T21:02:00	**Data File**	18-0567.wiff
Acquisition Method	5-0369.dam	**Result Table**	18-0567_SIS
Sample Comment			

Results Summary

Analyte	MRM Transition	RT	Area	Conc. (ng/L)	Signal/Noise Ratio	Modified
13C2-PFDoA	615.0 / 570.0	4.01	110922.95	272.146343	1122.7	false
d3-MeFOSAA	573.0 / 419.0	3.56	15605.82	244.678915	158.1	false
d5-EtFOSAA	589.0 / 419.0	3.72	19124.16	275.109507	156.3	false
13C5-PFHxA	318.0 / 273.0	1.83	72928.84	250.358652	585.7	false
13C4-PFHpA	367.0 / 322.0	2.24	79279.92	247.755009	566.5	false
13C8-PFOA	421.0 / 376.0	2.65	99886.80	244.473023	1061.9	false
13C9-PFNA	472.0 / 427.0	3.04	101780.06	246.769249	2533.0	false
13C6-PFDA	519.0 / 474.0	3.40	110594.78	269.197256	997.1	false
13C7-PFUnA	570.0 / 525.0	3.72	118179.86	282.991780	649.1	false
13C2-PFTeDA	715.0 / 670.0	4.47	83907.10	258.607584	1939.8	false
13C3-PFBS	302.0 / 99.0	1.51	30818.90	234.811625	514.9	false
13C3-PFHxS	402.0 / 99.0	2.27	27834.09	233.267050	394.3	false
13C8-PFOS	507.0 / 99.0	3.04	29861.40	237.394498	231.4	false

BATTELLE

Summary Quant Report

Sample Name	KB69	**Injection Vial**	6
Sample ID	L5	**Injection Volume**	10.00
Sample Type	Standard	**Instrument Name**	QTRAP 5500
Acquisition Date	2018-10-02T21:12:52	**Data File**	18-0567.wiff
Acquisition Method	5-0369.dam	**Result Table**	18-0567_SIS
Sample Comment			

Results Summary

Analyte	MRM Transition	RT	Area	Conc. (ng/L)	Signal/Noise Ratio	Modified
13C2-PFDoA	615.0 / 570.0	4.00	113451.22	256.275982	1078.1	false
d3-MeFOSAA	573.0 / 419.0	3.56	16771.19	253.635275	143.8	false
d5-EtFOSAA	589.0 / 419.0	3.72	16676.11	231.394913	178.6	false
13C5-PFHxA	318.0 / 273.0	1.84	72332.04	264.770246	750.7	false
13C4-PFHpA	367.0 / 322.0	2.24	81521.67	271.648557	991.2	false
13C8-PFOA	421.0 / 376.0	2.65	105135.49	274.376736	213.7	false
13C9-PFNA	472.0 / 427.0	3.05	105304.08	272.237952	972.3	false
13C6-PFDA	519.0 / 474.0	3.40	116147.20	260.292954	886.1	false
13C7-PFUnA	570.0 / 525.0	3.72	113999.77	251.334443	588.2	false
13C2-PFTeDA	715.0 / 670.0	4.47	88706.06	251.717559	1521.4	false
13C3-PFBS	302.0 / 99.0	1.51	30950.40	227.459766	532.0	false
13C3-PFHxS	402.0 / 99.0	2.27	32036.92	258.978090	494.0	false
13C8-PFOS	507.0 / 99.0	3.04	31999.66	245.381403	200.3	false

BATTELLE

Summary Quant Report

Created with Analyst Reporter
Printed: 04/10/2018 7:42:26 PM

Sample Name	KB64	**Injection Vial**	7
Sample ID	L6	**Injection Volume**	10.00
Sample Type	Standard	**Instrument Name**	QTRAP 5500
Acquisition Date	2018-10-02T21:23:43	**Data File**	18-0567.wiff
Acquisition Method	5-0369.dam	**Result Table**	18-0567_SIS
Sample Comment			

Results Summary

Analyte	MRM Transition	RT	Area	Conc. (ng/L)	Signal/Noise Ratio	Modified
13C2-PFDoA	615.0 / 570.0	4.01	97065.24	262.051782	1304.8	false
d3-MeFOSAA	573.0 / 419.0	3.56	13806.79	251.003804	97.1	false
d5-EtFOSAA	589.0 / 419.0	3.72	14936.63	249.145681	171.5	false
13C5-PFHxA	318.0 / 273.0	1.84	65801.13	264.535782	571.0	false
13C4-PFHpA	367.0 / 322.0	2.25	70617.48	258.439710	652.0	false
13C8-PFOA	421.0 / 376.0	2.66	90656.16	259.841156	1113.0	false
13C9-PFNA	472.0 / 427.0	3.05	91611.88	260.116514	934.1	false
13C6-PFDA	519.0 / 474.0	3.40	95095.08	254.704342	668.8	false
13C7-PFUnA	570.0 / 525.0	3.72	95374.73	251.307802	609.5	false
13C2-PFTeDA	715.0 / 670.0	4.47	77093.72	261.459132	1668.1	false
13C3-PFBS	302.0 / 99.0	1.52	28524.54	251.998876	563.6	false
13C3-PFHxS	402.0 / 99.0	2.27	24239.86	235.550467	278.0	false
13C8-PFOS	507.0 / 99.0	3.04	27502.89	253.522421	233.1	false

BATTELLE

Summary Quant Report

Sample Name	KB65	**Injection Vial**	8
Sample ID	L7	**Injection Volume**	10.00
Sample Type	Standard	**Instrument Name**	QTRAP 5500
Acquisition Date	2018-10-02T21:34:34	**Data File**	18-0567.wiff
Acquisition Method	5-0369.dam	**Result Table**	18-0567_SIS
Sample Comment			

Results Summary

Analyte	MRM Transition	RT	Area	Conc. (ng/L)	Signal/Noise Ratio	Modified
13C2-PFDoA	615.0 / 570.0	4.00	107713.65	265.035911	935.7	false
d3-MeFOSAA	573.0 / 419.0	3.56	16198.19	269.896069	101.9	false
d5-EtFOSAA	589.0 / 419.0	3.72	13117.20	200.532248	160.9	false
13C5-PFHxA	318.0 / 273.0	1.84	70908.58	266.493908	518.8	false
13C4-PFHpA	367.0 / 322.0	2.24	71102.33	243.258608	891.4	false
13C8-PFOA	421.0 / 376.0	2.66	84087.10	225.308408	1829.7	false
13C9-PFNA	472.0 / 427.0	3.05	93888.84	249.211163	952.7	false
13C6-PFDA	519.0 / 474.0	3.40	92759.58	226.437143	783.8	false
13C7-PFUnA	570.0 / 525.0	3.72	93310.68	224.085944	790.5	false
13C2-PFTeDA	715.0 / 670.0	4.47	92562.83	286.109380	1936.3	false
13C3-PFBS	302.0 / 99.0	1.52	30662.38	248.272350	459.6	false
13C3-PFHxS	402.0 / 99.0	2.27	25401.41	226.232094	375.8	false
13C8-PFOS	507.0 / 99.0	3.05	28755.18	242.938641	214.9	false

BATTELLE

Summary Ion Ratio Report

Created with Analyst Reporter
Printed: 04/10/2018 8:08:39 PM

Sample Name	KA86	**Injection Vial**	2
Sample ID	L1	**Injection Volume**	10.00
Sample Type	Standard	**Instrument Name**	QTRAP 5500
Acquisition Date	2018-10-02T20:29:24	**Data File**	18-0567.wiff
Acquisition Method	5-0369.dam	**Result Table**	18-0567_BASE
Sample Comment			

Results Summary

Analyte	MRM Transition	RT	Ratio Group	Calculated Ion ratio	Expected Ion Ratio	Ratio OK
PFBS_1	298.9 / 80.0	1.54	PFBS			
PFBS_2	298.9 / 99.0	1.84	PFBS	0.420	0.318	ü
PFHxA_1	313.0 / 269.0	1.85	PFHxA			
PFHxA_2	313.0 / 119.0	1.85	PFHxA	0.090	0.079	ü
PFHpA_1	363.0 / 319.0	2.26	PFHpA			
PFHpA_2	363.0 / 169.0	2.25	PFHpA	0.020	0.021	ü
PFHxS_1	399.0 / 80.0	2.28	PFHxS			
PFHxS_2	399.0 / 99.0	2.28	PFHxS	0.270	0.285	ü
PFOA_1	413.0 / 369.0	2.67	PFOA			
PFOA_2	413.0 / 169.0	2.67	PFOA	0.050	0.062	ü
PFNA_1	463.0 / 419.0	3.06	PFNA			
PFNA_2	463.0 / 219.0	3.06	PFNA	0.370	0.319	ü
PFOS_1	499.0 / 80.0	3.06	PFOS			
PFOS_2	499.0 / 99.0	3.07	PFOS	0.190	0.174	ü
PFDA_1	513.0 / 469.0	3.41	PFDA			
PFDA_2	513.0 / 219.0	3.42	PFDA	0.060	0.045	ü
PFUnA_1	563.0 / 519.0	3.74	PFUnA			
PFUnA_2	563.0 / 269.0	3.74	PFUnA	0.040	0.050	ü
PFDoA_1	613.0 / 569.0	4.02	PFDoA			
PFDoA_2	613.0 / 319.0	4.02	PFDoA	0.180	0.162	ü
PFTrDA_1	663.0 / 619.0	4.27	PFTrDA			
PFTrDA_2	663.0 / 169.0	4.27	PFTrDA	0.070	0.066	ü
PFTeDA_1	713.0 / 669.0	4.48	PFTeDA			
PFTeDA_2	713.0 / 169.0	4.48	PFTeDA	0.060	0.051	ü
NMeFOSAA_1	570.0 / 419.0	3.57	NMeFOSAA			
NMeFOSAA_2	570.0 / 512.0	3.58	NMeFOSAA	0.620	0.558	ü
NEtFOSAA_1	584.0 / 419.0	3.73	NEtFOSAA			
NEtFOSAA_2	584.0 / 483.0	3.79	NEtFOSAA	0.080	0.069	ü

BATTELLE

Summary Ion Ratio Report

Created with Analyst Reporter
Printed: 04/10/2018 8:08:44 PM

Sample Name	KA87	**Injection Vial**	3
Sample ID	L2	**Injection Volume**	10.00
Sample Type	Standard	**Instrument Name**	QTRAP 5500
Acquisition Date	2018-10-02T20:40:16	**Data File**	18-0567.wiff
Acquisition Method	5-0369.dam	**Result Table**	18-0567_BASE
Sample Comment			

Results Summary

Analyte	MRM Transition	RT	Ratio Group	Calculated Ion ratio	Expected Ion Ratio	Ratio OK
PFBS_1	298.9 / 80.0	1.53	PFBS			
PFBS_2	298.9 / 99.0	1.53	PFBS	0.320	0.318	ü
PFHxA_1	313.0 / 269.0	1.85	PFHxA			
PFHxA_2	313.0 / 119.0	1.85	PFHxA	0.090	0.079	ü
PFHpA_1	363.0 / 319.0	2.26	PFHpA			
PFHpA_2	363.0 / 169.0	2.26	PFHpA	0.020	0.021	ü
PFHxS_1	399.0 / 80.0	2.28	PFHxS			
PFHxS_2	399.0 / 99.0	2.28	PFHxS	0.310	0.285	ü
PFOA_1	413.0 / 369.0	2.67	PFOA			
PFOA_2	413.0 / 169.0	2.67	PFOA	0.060	0.062	ü
PFNA_1	463.0 / 419.0	3.06	PFNA			
PFNA_2	463.0 / 219.0	3.06	PFNA	0.330	0.319	ü
PFOS_1	499.0 / 80.0	3.06	PFOS			
PFOS_2	499.0 / 99.0	3.06	PFOS	0.180	0.174	ü
PFDA_1	513.0 / 469.0	3.42	PFDA			
PFDA_2	513.0 / 219.0	3.42	PFDA	0.040	0.045	ü
PFUnA_1	563.0 / 519.0	3.74	PFUnA			
PFUnA_2	563.0 / 269.0	3.74	PFUnA	0.050	0.050	ü
PFDoA_1	613.0 / 569.0	4.02	PFDoA			
PFDoA_2	613.0 / 319.0	4.02	PFDoA	0.160	0.162	ü
PFTrDA_1	663.0 / 619.0	4.26	PFTrDA			
PFTrDA_2	663.0 / 169.0	4.26	PFTrDA	0.070	0.066	ü
PFTeDA_1	713.0 / 669.0	4.48	PFTeDA			
PFTeDA_2	713.0 / 169.0	4.48	PFTeDA	0.060	0.051	ü
NMeFOSAA_1	570.0 / 419.0	3.57	NMeFOSAA			
NMeFOSAA_2	570.0 / 512.0	3.57	NMeFOSAA	0.570	0.558	ü
NEtFOSAA_1	584.0 / 419.0	3.73	NEtFOSAA			
NEtFOSAA_2	584.0 / 483.0	3.73	NEtFOSAA	0.060	0.069	ü

BATTELLE

Summary Ion Ratio Report

Created with Analyst Reporter
Printed: 04/10/2018 8:08:48 PM

Sample Name	KA88	**Injection Vial**	4
Sample ID	L3	**Injection Volume**	10.00
Sample Type	Standard	**Instrument Name**	QTRAP 5500
Acquisition Date	2018-10-02T20:51:08	**Data File**	18-0567.wiff
Acquisition Method	5-0369.dam	**Result Table**	18-0567_BASE
Sample Comment			

Results Summary

Analyte	MRM Transition	RT	Ratio Group	Calculated Ion ratio	Expected Ion Ratio	Ratio OK
PFBS_1	298.9 / 80.0	1.53	PFBS			
PFBS_2	298.9 / 99.0	1.53	PFBS	0.300	0.318	ü
PFHxA_1	313.0 / 269.0	1.85	PFHxA			
PFHxA_2	313.0 / 119.0	1.84	PFHxA	0.080	0.079	ü
PFHpA_1	363.0 / 319.0	2.26	PFHpA			
PFHpA_2	363.0 / 169.0	2.26	PFHpA	0.020	0.021	ü
PFHxS_1	399.0 / 80.0	2.28	PFHxS			
PFHxS_2	399.0 / 99.0	2.28	PFHxS	0.270	0.285	ü
PFOA_1	413.0 / 369.0	2.66	PFOA			
PFOA_2	413.0 / 169.0	2.67	PFOA	0.070	0.062	ü
PFNA_1	463.0 / 419.0	3.06	PFNA			
PFNA_2	463.0 / 219.0	3.06	PFNA	0.310	0.319	ü
PFOS_1	499.0 / 80.0	3.06	PFOS			
PFOS_2	499.0 / 99.0	3.06	PFOS	0.170	0.174	ü
PFDA_1	513.0 / 469.0	3.41	PFDA			
PFDA_2	513.0 / 219.0	3.41	PFDA	0.040	0.045	ü
PFUnA_1	563.0 / 519.0	3.74	PFUnA			
PFUnA_2	563.0 / 269.0	3.73	PFUnA	0.050	0.050	ü
PFDoA_1	613.0 / 569.0	4.02	PFDoA			
PFDoA_2	613.0 / 319.0	4.02	PFDoA	0.160	0.162	ü
PFTrDA_1	663.0 / 619.0	4.26	PFTrDA			
PFTrDA_2	663.0 / 169.0	4.26	PFTrDA	0.070	0.066	ü
PFTeDA_1	713.0 / 669.0	4.48	PFTeDA			
PFTeDA_2	713.0 / 169.0	4.48	PFTeDA	0.050	0.051	ü
NMeFOSAA_1	570.0 / 419.0	3.57	NMeFOSAA			
NMeFOSAA_2	570.0 / 512.0	3.57	NMeFOSAA	0.540	0.558	ü
NEtFOSAA_1	584.0 / 419.0	3.73	NEtFOSAA			
NEtFOSAA_2	584.0 / 483.0	3.73	NEtFOSAA	0.070	0.069	ü

BATTELLE

Summary Ion Ratio Report

Created with Analyst Reporter
Printed: 04/10/2018 8:08:51 PM

Sample Name	KB85	**Injection Vial**	5
Sample ID	L4	**Injection Volume**	10.00
Sample Type	Standard	**Instrument Name**	QTRAP 5500
Acquisition Date	2018-10-02T21:02:00	**Data File**	18-0567.wiff
Acquisition Method	5-0369.dam	**Result Table**	18-0567_BASE
Sample Comment			

Results Summary

Analyte	MRM Transition	RT	Ratio Group	Calculated Ion ratio	Expected Ion Ratio	Ratio OK
PFBS_1	298.9 / 80.0	1.53	PFBS			
PFBS_2	298.9 / 99.0	1.53	PFBS	0.300	0.318	ü
PFHxA_1	313.0 / 269.0	1.85	PFHxA			
PFHxA_2	313.0 / 119.0	1.84	PFHxA	0.080	0.079	ü
PFHpA_1	363.0 / 319.0	2.25	PFHpA			
PFHpA_2	363.0 / 169.0	2.26	PFHpA	0.020	0.021	ü
PFHxS_1	399.0 / 80.0	2.28	PFHxS			
PFHxS_2	399.0 / 99.0	2.28	PFHxS	0.290	0.285	ü
PFOA_1	413.0 / 369.0	2.66	PFOA			
PFOA_2	413.0 / 169.0	2.66	PFOA	0.060	0.062	ü
PFNA_1	463.0 / 419.0	3.06	PFNA			
PFNA_2	463.0 / 219.0	3.06	PFNA	0.310	0.319	ü
PFOS_1	499.0 / 80.0	3.06	PFOS			
PFOS_2	499.0 / 99.0	3.06	PFOS	0.140	0.174	ü
PFDA_1	513.0 / 469.0	3.41	PFDA			
PFDA_2	513.0 / 219.0	3.42	PFDA	0.040	0.045	ü
PFUnA_1	563.0 / 519.0	3.74	PFUnA			
PFUnA_2	563.0 / 269.0	3.74	PFUnA	0.060	0.050	ü
PFDoA_1	613.0 / 569.0	4.02	PFDoA			
PFDoA_2	613.0 / 319.0	4.02	PFDoA	0.150	0.162	ü
PFTrDA_1	663.0 / 619.0	4.26	PFTrDA			
PFTrDA_2	663.0 / 169.0	4.26	PFTrDA	0.070	0.066	ü
PFTeDA_1	713.0 / 669.0	4.48	PFTeDA			
PFTeDA_2	713.0 / 169.0	4.47	PFTeDA	0.050	0.051	ü
NMeFOSAA_1	570.0 / 419.0	3.57	NMeFOSAA			
NMeFOSAA_2	570.0 / 512.0	3.57	NMeFOSAA	0.590	0.558	ü
NEtFOSAA_1	584.0 / 419.0	3.73	NEtFOSAA			
NEtFOSAA_2	584.0 / 483.0	3.73	NEtFOSAA	0.080	0.069	ü

BATTELLE

Summary Ion Ratio Report

Created with Analyst Reporter
Printed: 04/10/2018 8:08:57 PM

Sample Name	KB69	**Injection Vial**	6
Sample ID	L5	**Injection Volume**	10.00
Sample Type	Standard	**Instrument Name**	QTRAP 5500
Acquisition Date	2018-10-02T21:12:52	**Data File**	18-0567.wiff
Acquisition Method	5-0369.dam	**Result Table**	18-0567_BASE
Sample Comment			

Results Summary

Analyte	MRM Transition	RT	Ratio Group	Calculated Ion ratio	Expected Ion Ratio	Ratio OK
PFBS_1	298.9 / 80.0	1.53	PFBS			
PFBS_2	298.9 / 99.0	1.53	PFBS	0.310	0.318	ü
PFHxA_1	313.0 / 269.0	1.85	PFHxA			
PFHxA_2	313.0 / 119.0	1.85	PFHxA	0.070	0.079	ü
PFHpA_1	363.0 / 319.0	2.26	PFHpA			
PFHpA_2	363.0 / 169.0	2.26	PFHpA	0.020	0.021	ü
PFHxS_1	399.0 / 80.0	2.28	PFHxS			
PFHxS_2	399.0 / 99.0	2.28	PFHxS	0.290	0.285	ü
PFOA_1	413.0 / 369.0	2.66	PFOA			
PFOA_2	413.0 / 169.0	2.66	PFOA	0.060	0.062	ü
PFNA_1	463.0 / 419.0	3.06	PFNA			
PFNA_2	463.0 / 219.0	3.06	PFNA	0.300	0.319	ü
PFOS_1	499.0 / 80.0	3.06	PFOS			
PFOS_2	499.0 / 99.0	3.06	PFOS	0.180	0.174	ü
PFDA_1	513.0 / 469.0	3.41	PFDA			
PFDA_2	513.0 / 219.0	3.41	PFDA	0.040	0.045	ü
PFUnA_1	563.0 / 519.0	3.74	PFUnA			
PFUnA_2	563.0 / 269.0	3.74	PFUnA	0.050	0.050	ü
PFDoA_1	613.0 / 569.0	4.01	PFDoA			
PFDoA_2	613.0 / 319.0	4.01	PFDoA	0.160	0.162	ü
PFTrDA_1	663.0 / 619.0	4.26	PFTrDA			
PFTrDA_2	663.0 / 169.0	4.26	PFTrDA	0.070	0.066	ü
PFTeDA_1	713.0 / 669.0	4.47	PFTeDA			
PFTeDA_2	713.0 / 169.0	4.47	PFTeDA	0.050	0.051	ü
NMeFOSAA_1	570.0 / 419.0	3.57	NMeFOSAA			
NMeFOSAA_2	570.0 / 512.0	3.57	NMeFOSAA	0.530	0.558	ü
NEtFOSAA_1	584.0 / 419.0	3.73	NEtFOSAA			
NEtFOSAA_2	584.0 / 483.0	3.73	NEtFOSAA	0.070	0.069	ü

BATTELLE

Summary Ion Ratio Report

Created with Analyst Reporter
Printed: 04/10/2018 8:09:00 PM

Sample Name	KB64	**Injection Vial**	7
Sample ID	L6	**Injection Volume**	10.00
Sample Type	Standard	**Instrument Name**	QTRAP 5500
Acquisition Date	2018-10-02T21:23:43	**Data File**	18-0567.wiff
Acquisition Method	5-0369.dam	**Result Table**	18-0567_BASE
Sample Comment			

Results Summary

Analyte	MRM Transition	RT	Ratio Group	Calculated Ion ratio	Expected Ion Ratio	Ratio OK
PFBS_1	298.9 / 80.0	1.54	PFBS			
PFBS_2	298.9 / 99.0	1.54	PFBS	0.300	0.318	ü
PFHxA_1	313.0 / 269.0	1.85	PFHxA			
PFHxA_2	313.0 / 119.0	1.85	PFHxA	0.070	0.079	ü
PFHpA_1	363.0 / 319.0	2.26	PFHpA			
PFHpA_2	363.0 / 169.0	2.26	PFHpA	0.020	0.021	ü
PFHxS_1	399.0 / 80.0	2.28	PFHxS			
PFHxS_2	399.0 / 99.0	2.28	PFHxS	0.280	0.285	ü
PFOA_1	413.0 / 369.0	2.67	PFOA			
PFOA_2	413.0 / 169.0	2.67	PFOA	0.060	0.062	ü
PFNA_1	463.0 / 419.0	3.06	PFNA			
PFNA_2	463.0 / 219.0	3.06	PFNA	0.310	0.319	ü
PFOS_1	499.0 / 80.0	3.06	PFOS			
PFOS_2	499.0 / 99.0	3.06	PFOS	0.180	0.174	ü
PFDA_1	513.0 / 469.0	3.42	PFDA			
PFDA_2	513.0 / 219.0	3.42	PFDA	0.040	0.045	ü
PFUnA_1	563.0 / 519.0	3.74	PFUnA			
PFUnA_2	563.0 / 269.0	3.74	PFUnA	0.050	0.050	ü
PFDoA_1	613.0 / 569.0	4.02	PFDoA			
PFDoA_2	613.0 / 319.0	4.02	PFDoA	0.160	0.162	ü
PFTrDA_1	663.0 / 619.0	4.26	PFTrDA			
PFTrDA_2	663.0 / 169.0	4.26	PFTrDA	0.060	0.066	ü
PFTeDA_1	713.0 / 669.0	4.48	PFTeDA			
PFTeDA_2	713.0 / 169.0	4.47	PFTeDA	0.050	0.051	ü
NMeFOSAA_1	570.0 / 419.0	3.57	NMeFOSAA			
NMeFOSAA_2	570.0 / 512.0	3.57	NMeFOSAA	0.540	0.558	ü
NEtFOSAA_1	584.0 / 419.0	3.73	NEtFOSAA			
NEtFOSAA_2	584.0 / 483.0	3.73	NEtFOSAA	0.070	0.069	ü

BATTELLE

Summary Ion Ratio Report

Created with Analyst Reporter
Printed: 04/10/2018 8:09:04 PM

Sample Name	KB65	**Injection Vial**	8
Sample ID	L7	**Injection Volume**	10.00
Sample Type	Standard	**Instrument Name**	QTRAP 5500
Acquisition Date	2018-10-02T21:34:34	**Data File**	18-0567.wiff
Acquisition Method	5-0369.dam	**Result Table**	18-0567_BASE
Sample Comment			

Results Summary

Analyte	MRM Transition	RT	Ratio Group	Calculated Ion ratio	Expected Ion Ratio	Ratio OK
PFBS_1	298.9 / 80.0	1.53	PFBS			
PFBS_2	298.9 / 99.0	1.53	PFBS	0.290	0.318	ü
PFHxA_1	313.0 / 269.0	1.85	PFHxA			
PFHxA_2	313.0 / 119.0	1.85	PFHxA	0.070	0.079	ü
PFHpA_1	363.0 / 319.0	2.26	PFHpA			
PFHpA_2	363.0 / 169.0	2.26	PFHpA	0.020	0.021	ü
PFHxS_1	399.0 / 80.0	2.28	PFHxS			
PFHxS_2	399.0 / 99.0	2.28	PFHxS	0.290	0.285	ü
PFOA_1	413.0 / 369.0	2.67	PFOA			
PFOA_2	413.0 / 169.0	2.66	PFOA	0.060	0.062	ü
PFNA_1	463.0 / 419.0	3.06	PFNA			
PFNA_2	463.0 / 219.0	3.06	PFNA	0.310	0.319	ü
PFOS_1	499.0 / 80.0	3.06	PFOS			
PFOS_2	499.0 / 99.0	3.06	PFOS	0.180	0.174	ü
PFDA_1	513.0 / 469.0	3.42	PFDA			
PFDA_2	513.0 / 219.0	3.42	PFDA	0.040	0.045	ü
PFUnA_1	563.0 / 519.0	3.73	PFUnA			
PFUnA_2	563.0 / 269.0	3.73	PFUnA	0.050	0.050	ü
PFDoA_1	613.0 / 569.0	4.01	PFDoA			
PFDoA_2	613.0 / 319.0	4.01	PFDoA	0.160	0.162	ü
PFTrDA_1	663.0 / 619.0	4.26	PFTrDA			
PFTrDA_2	663.0 / 169.0	4.26	PFTrDA	0.060	0.066	ü
PFTeDA_1	713.0 / 669.0	4.47	PFTeDA			
PFTeDA_2	713.0 / 169.0	4.47	PFTeDA	0.050	0.051	ü
NMeFOSAA_1	570.0 / 419.0	3.57	NMeFOSAA			
NMeFOSAA_2	570.0 / 512.0	3.57	NMeFOSAA	0.520	0.558	ü
NEtFOSAA_1	584.0 / 419.0	3.73	NEtFOSAA			
NEtFOSAA_2	584.0 / 483.0	3.73	NEtFOSAA	0.060	0.069	ü

BATTELLE

Summary Internal Standard Report

Sample Name	KA86	**Injection Vial**	2
Sample ID	L1	**Injection Volume**	10.00
Sample Type	Standard	**Instrument Name**	QTRAP 5500
Acquisition Date	2018-10-02T20:29:24	**Data File**	18-0567.wiff
Acquisition Method	5-0369.dam	**Result Table**	18-0567_BASE
Sample Comment			

Results Summary

Analyte	MRM Transition	RT	IS	IS MRM Transition	IS Area	IS Conc. (ng/L)
PFBS_1	298.9 / 80.0	1.54	13C3-PFBS	302.0 / 99.0	26020.43	232.25
PFBS_2	298.9 / 99.0	1.84	13C3-PFBS	302.0 / 99.0	26020.43	232.25
PFHxA_1	313.0 / 269.0	1.85	13C5-PFHxA	318.0 / 273.0	60839.35	250.00
PFHxA_2	313.0 / 119.0	1.85	13C5-PFHxA	318.0 / 273.0	60839.35	250.00
PFHpA_1	363.0 / 319.0	2.26	13C4-PFHpA	367.0 / 322.0	69704.66	250.00
PFHpA_2	363.0 / 169.0	2.25	13C4-PFHpA	367.0 / 322.0	69704.66	250.00
PFHxS_1	399.0 / 80.0	2.28	13C3-PFHxS	402.0 / 99.0	25904.86	236.50
PFHxS_2	399.0 / 99.0	2.28	13C3-PFHxS	402.0 / 99.0	25904.86	236.50
PFOA_1	413.0 / 369.0	2.67	13C8-PFOA	421.0 / 376.0	90480.96	250.00
PFOA_2	413.0 / 169.0	2.67	13C8-PFOA	421.0 / 376.0	90480.96	250.00
PFNA_1	463.0 / 419.0	3.06	13C9-PFNA	472.0 / 427.0	87743.93	250.00
PFNA_2	463.0 / 219.0	3.06	13C9-PFNA	472.0 / 427.0	87743.93	250.00
PFOS_1	499.0 / 80.0	3.06	13C8-PFOS	507.0 / 99.0	26559.53	239.25
PFOS_2	499.0 / 99.0	3.07	13C8-PFOS	507.0 / 99.0	26559.53	239.25
PFDA_1	513.0 / 469.0	3.41	13C6-PFDA	519.0 / 474.0	95919.39	250.00
PFDA_2	513.0 / 219.0	3.42	13C6-PFDA	519.0 / 474.0	95919.39	250.00
PFUnA_1	563.0 / 519.0	3.74	13C7-PFUnA	570.0 / 525.0	92354.90	250.00
PFUnA_2	563.0 / 269.0	3.74	13C7-PFUnA	570.0 / 525.0	92354.90	250.00
PFDoA_1	613.0 / 569.0	4.02	13C2-PFDoA	615.0 / 570.0	87134.88	250.00
PFDoA_2	613.0 / 319.0	4.02	13C2-PFDoA	615.0 / 570.0	87134.88	250.00
PFTrDA_1	663.0 / 619.0	4.27	13C2-PFTeDA	715.0 / 670.0	70956.42	250.00
PFTrDA_2	663.0 / 169.0	4.27	13C2-PFTeDA	715.0 / 670.0	70956.42	250.00
PFTeDA_1	713.0 / 669.0	4.48	13C2-PFTeDA	715.0 / 670.0	70956.42	250.00
PFTeDA_2	713.0 / 169.0	4.48	13C2-PFTeDA	715.0 / 670.0	70956.42	250.00
NMeFOSAA_1	570.0 / 419.0	3.57	d3-MeFOSAA	573.0 / 419.0	12547.82	250.00
NMeFOSAA_2	570.0 / 512.0	3.58	d3-MeFOSAA	573.0 / 419.0	12547.82	250.00
NEtFOSAA_1	584.0 / 419.0	3.73	d5-EtFOSAA	589.0 / 419.0	17932.99	250.00
NEtFOSAA_2	584.0 / 483.0	3.79	d5-EtFOSAA	589.0 / 419.0	17932.99	250.00

BATTELLE

Summary Internal Standard Report

Created with Analyst Reporter
Printed: 04/10/2018 8:10:06 PM

Sample Name	KA87	**Injection Vial**	3
Sample ID	L2	**Injection Volume**	10.00
Sample Type	Standard	**Instrument Name**	QTRAP 5500
Acquisition Date	2018-10-02T20:40:16	**Data File**	18-0567.wiff
Acquisition Method	5-0369.dam	**Result Table**	18-0567_BASE
Sample Comment			

Results Summary

Analyte	MRM Transition	RT	IS	IS MRM Transition	IS Area	IS Conc. (ng/L)
PFBS_1	298.9 / 80.0	1.53	13C3-PFBS	302.0 / 99.0	28333.04	232.25
PFBS_2	298.9 / 99.0	1.53	13C3-PFBS	302.0 / 99.0	28333.04	232.25
PFHxA_1	313.0 / 269.0	1.85	13C5-PFHxA	318.0 / 273.0	65830.12	250.00
PFHxA_2	313.0 / 119.0	1.85	13C5-PFHxA	318.0 / 273.0	65830.12	250.00
PFHpA_1	363.0 / 319.0	2.26	13C4-PFHpA	367.0 / 322.0	76136.52	250.00
PFHpA_2	363.0 / 169.0	2.26	13C4-PFHpA	367.0 / 322.0	76136.52	250.00
PFHxS_1	399.0 / 80.0	2.28	13C3-PFHxS	402.0 / 99.0	25906.84	236.50
PFHxS_2	399.0 / 99.0	2.28	13C3-PFHxS	402.0 / 99.0	25906.84	236.50
PFOA_1	413.0 / 369.0	2.67	13C8-PFOA	421.0 / 376.0	100736.31	250.00
PFOA_2	413.0 / 169.0	2.67	13C8-PFOA	421.0 / 376.0	100736.31	250.00
PFNA_1	463.0 / 419.0	3.06	13C9-PFNA	472.0 / 427.0	98370.95	250.00
PFNA_2	463.0 / 219.0	3.06	13C9-PFNA	472.0 / 427.0	98370.95	250.00
PFOS_1	499.0 / 80.0	3.06	13C8-PFOS	507.0 / 99.0	29376.46	239.25
PFOS_2	499.0 / 99.0	3.06	13C8-PFOS	507.0 / 99.0	29376.46	239.25
PFDA_1	513.0 / 469.0	3.42	13C6-PFDA	519.0 / 474.0	107844.80	250.00
PFDA_2	513.0 / 219.0	3.42	13C6-PFDA	519.0 / 474.0	107844.80	250.00
PFUnA_1	563.0 / 519.0	3.74	13C7-PFUnA	570.0 / 525.0	111688.97	250.00
PFUnA_2	563.0 / 269.0	3.74	13C7-PFUnA	570.0 / 525.0	111688.97	250.00
PFDoA_1	613.0 / 569.0	4.02	13C2-PFDoA	615.0 / 570.0	101652.85	250.00
PFDoA_2	613.0 / 319.0	4.02	13C2-PFDoA	615.0 / 570.0	101652.85	250.00
PFTrDA_1	663.0 / 619.0	4.26	13C2-PFTeDA	715.0 / 670.0	78363.68	250.00
PFTrDA_2	663.0 / 169.0	4.26	13C2-PFTeDA	715.0 / 670.0	78363.68	250.00
PFTeDA_1	713.0 / 669.0	4.48	13C2-PFTeDA	715.0 / 670.0	78363.68	250.00
PFTeDA_2	713.0 / 169.0	4.48	13C2-PFTeDA	715.0 / 670.0	78363.68	250.00
NMeFOSAA_1	570.0 / 419.0	3.57	d3-MeFOSAA	573.0 / 419.0	15775.16	250.00
NMeFOSAA_2	570.0 / 512.0	3.57	d3-MeFOSAA	573.0 / 419.0	15775.16	250.00
NEtFOSAA_1	584.0 / 419.0	3.73	d5-EtFOSAA	589.0 / 419.0	17285.08	250.00
NEtFOSAA_2	584.0 / 483.0	3.73	d5-EtFOSAA	589.0 / 419.0	17285.08	250.00

BATTELLE

Summary Internal Standard Report

Created with Analyst Reporter
Printed: 04/10/2018 8:10:11 PM

Sample Name	KA88	**Injection Vial**	4
Sample ID	L3	**Injection Volume**	10.00
Sample Type	Standard	**Instrument Name**	QTRAP 5500
Acquisition Date	2018-10-02T20:51:08	**Data File**	18-0567.wiff
Acquisition Method	5-0369.dam	**Result Table**	18-0567_BASE
Sample Comment			

Results Summary

Analyte	MRM Transition	RT	IS	IS MRM Transition	IS Area	IS Conc. (ng/L)
PFBS_1	298.9 / 80.0	1.53	13C3-PFBS	302.0 / 99.0	30644.87	232.25
PFBS_2	298.9 / 99.0	1.53	13C3-PFBS	302.0 / 99.0	30644.87	232.25
PFHxA_1	313.0 / 269.0	1.85	13C5-PFHxA	318.0 / 273.0	71972.42	250.00
PFHxA_2	313.0 / 119.0	1.84	13C5-PFHxA	318.0 / 273.0	71972.42	250.00
PFHpA_1	363.0 / 319.0	2.26	13C4-PFHpA	367.0 / 322.0	80095.37	250.00
PFHpA_2	363.0 / 169.0	2.26	13C4-PFHpA	367.0 / 322.0	80095.37	250.00
PFHxS_1	399.0 / 80.0	2.28	13C3-PFHxS	402.0 / 99.0	28683.64	236.50
PFHxS_2	399.0 / 99.0	2.28	13C3-PFHxS	402.0 / 99.0	28683.64	236.50
PFOA_1	413.0 / 369.0	2.66	13C8-PFOA	421.0 / 376.0	104073.60	250.00
PFOA_2	413.0 / 169.0	2.67	13C8-PFOA	421.0 / 376.0	104073.60	250.00
PFNA_1	463.0 / 419.0	3.06	13C9-PFNA	472.0 / 427.0	102293.18	250.00
PFNA_2	463.0 / 219.0	3.06	13C9-PFNA	472.0 / 427.0	102293.18	250.00
PFOS_1	499.0 / 80.0	3.06	13C8-PFOS	507.0 / 99.0	31444.97	239.25
PFOS_2	499.0 / 99.0	3.06	13C8-PFOS	507.0 / 99.0	31444.97	239.25
PFDA_1	513.0 / 469.0	3.41	13C6-PFDA	519.0 / 474.0	109923.03	250.00
PFDA_2	513.0 / 219.0	3.41	13C6-PFDA	519.0 / 474.0	109923.03	250.00
PFUnA_1	563.0 / 519.0	3.74	13C7-PFUnA	570.0 / 525.0	115807.78	250.00
PFUnA_2	563.0 / 269.0	3.73	13C7-PFUnA	570.0 / 525.0	115807.78	250.00
PFDoA_1	613.0 / 569.0	4.02	13C2-PFDoA	615.0 / 570.0	103789.33	250.00
PFDoA_2	613.0 / 319.0	4.02	13C2-PFDoA	615.0 / 570.0	103789.33	250.00
PFTrDA_1	663.0 / 619.0	4.26	13C2-PFTeDA	715.0 / 670.0	82562.43	250.00
PFTrDA_2	663.0 / 169.0	4.26	13C2-PFTeDA	715.0 / 670.0	82562.43	250.00
PFTeDA_1	713.0 / 669.0	4.48	13C2-PFTeDA	715.0 / 670.0	82562.43	250.00
PFTeDA_2	713.0 / 169.0	4.48	13C2-PFTeDA	715.0 / 670.0	82562.43	250.00
NMeFOSAA_1	570.0 / 419.0	3.57	d3-MeFOSAA	573.0 / 419.0	17796.92	250.00
NMeFOSAA_2	570.0 / 512.0	3.57	d3-MeFOSAA	573.0 / 419.0	17796.92	250.00
NEtFOSAA_1	584.0 / 419.0	3.73	d5-EtFOSAA	589.0 / 419.0	19277.36	250.00
NEtFOSAA_2	584.0 / 483.0	3.73	d5-EtFOSAA	589.0 / 419.0	19277.36	250.00

BATTELLE

Summary Internal Standard Report

Sample Name	KB85	**Injection Vial**	5
Sample ID	L4	**Injection Volume**	10.00
Sample Type	Standard	**Instrument Name**	QTRAP 5500
Acquisition Date	2018-10-02T21:02:00	**Data File**	18-0567.wiff
Acquisition Method	5-0369.dam	**Result Table**	18-0567_BASE
Sample Comment			

Results Summary

Analyte	MRM Transition	RT	IS	IS MRM Transition	IS Area	IS Conc. (ng/L)
PFBS_1	298.9 / 80.0	1.53	13C3-PFBS	302.0 / 99.0	30818.90	232.25
PFBS_2	298.9 / 99.0	1.53	13C3-PFBS	302.0 / 99.0	30818.90	232.25
PFHxA_1	313.0 / 269.0	1.85	13C5-PFHxA	318.0 / 273.0	72928.84	250.00
PFHxA_2	313.0 / 119.0	1.84	13C5-PFHxA	318.0 / 273.0	72928.84	250.00
PFHpA_1	363.0 / 319.0	2.25	13C4-PFHpA	367.0 / 322.0	79279.92	250.00
PFHpA_2	363.0 / 169.0	2.26	13C4-PFHpA	367.0 / 322.0	79279.92	250.00
PFHxS_1	399.0 / 80.0	2.28	13C3-PFHxS	402.0 / 99.0	27625.66	236.50
PFHxS_2	399.0 / 99.0	2.28	13C3-PFHxS	402.0 / 99.0	27625.66	236.50
PFOA_1	413.0 / 369.0	2.66	13C8-PFOA	421.0 / 376.0	99886.80	250.00
PFOA_2	413.0 / 169.0	2.66	13C8-PFOA	421.0 / 376.0	99886.80	250.00
PFNA_1	463.0 / 419.0	3.06	13C9-PFNA	472.0 / 427.0	101780.06	250.00
PFNA_2	463.0 / 219.0	3.06	13C9-PFNA	472.0 / 427.0	101780.06	250.00
PFOS_1	499.0 / 80.0	3.06	13C8-PFOS	507.0 / 99.0	30655.55	239.25
PFOS_2	499.0 / 99.0	3.06	13C8-PFOS	507.0 / 99.0	30655.55	239.25
PFDA_1	513.0 / 469.0	3.41	13C6-PFDA	519.0 / 474.0	110594.78	250.00
PFDA_2	513.0 / 219.0	3.42	13C6-PFDA	519.0 / 474.0	110594.78	250.00
PFUnA_1	563.0 / 519.0	3.74	13C7-PFUnA	570.0 / 525.0	118179.86	250.00
PFUnA_2	563.0 / 269.0	3.74	13C7-PFUnA	570.0 / 525.0	118179.86	250.00
PFDoA_1	613.0 / 569.0	4.02	13C2-PFDoA	615.0 / 570.0	110922.95	250.00
PFDoA_2	613.0 / 319.0	4.02	13C2-PFDoA	615.0 / 570.0	110922.95	250.00
PFTrDA_1	663.0 / 619.0	4.26	13C2-PFTeDA	715.0 / 670.0	83907.10	250.00
PFTrDA_2	663.0 / 169.0	4.26	13C2-PFTeDA	715.0 / 670.0	83907.10	250.00
PFTeDA_1	713.0 / 669.0	4.48	13C2-PFTeDA	715.0 / 670.0	83907.10	250.00
PFTeDA_2	713.0 / 169.0	4.47	13C2-PFTeDA	715.0 / 670.0	83907.10	250.00
NMeFOSAA_1	570.0 / 419.0	3.57	d3-MeFOSAA	573.0 / 419.0	15300.02	250.00
NMeFOSAA_2	570.0 / 512.0	3.57	d3-MeFOSAA	573.0 / 419.0	15300.02	250.00
NEtFOSAA_1	584.0 / 419.0	3.73	d5-EtFOSAA	589.0 / 419.0	18645.47	250.00
NEtFOSAA_2	584.0 / 483.0	3.73	d5-EtFOSAA	589.0 / 419.0	18645.47	250.00

BATTELLE

Summary Internal Standard Report

Sample Name	KB69	**Injection Vial**	6
Sample ID	L5	**Injection Volume**	10.00
Sample Type	Standard	**Instrument Name**	QTRAP 5500
Acquisition Date	2018-10-02T21:12:52	**Data File**	18-0567.wiff
Acquisition Method	5-0369.dam	**Result Table**	18-0567_BASE
Sample Comment			

Results Summary

Analyte	MRM Transition	RT	IS	IS MRM Transition	IS Area	IS Conc. (ng/L)
PFBS_1	298.9 / 80.0	1.53	13C3-PFBS	302.0 / 99.0	30950.40	232.25
PFBS_2	298.9 / 99.0	1.53	13C3-PFBS	302.0 / 99.0	30950.40	232.25
PFHxA_1	313.0 / 269.0	1.85	13C5-PFHxA	318.0 / 273.0	72332.04	250.00
PFHxA_2	313.0 / 119.0	1.85	13C5-PFHxA	318.0 / 273.0	72332.04	250.00
PFHpA_1	363.0 / 319.0	2.26	13C4-PFHpA	367.0 / 322.0	81521.67	250.00
PFHpA_2	363.0 / 169.0	2.26	13C4-PFHpA	367.0 / 322.0	81521.67	250.00
PFHxS_1	399.0 / 80.0	2.28	13C3-PFHxS	402.0 / 99.0	31638.65	236.50
PFHxS_2	399.0 / 99.0	2.28	13C3-PFHxS	402.0 / 99.0	31638.65	236.50
PFOA_1	413.0 / 369.0	2.66	13C8-PFOA	421.0 / 376.0	105135.49	250.00
PFOA_2	413.0 / 169.0	2.66	13C8-PFOA	421.0 / 376.0	105135.49	250.00
PFNA_1	463.0 / 419.0	3.06	13C9-PFNA	472.0 / 427.0	105304.08	250.00
PFNA_2	463.0 / 219.0	3.06	13C9-PFNA	472.0 / 427.0	105304.08	250.00
PFOS_1	499.0 / 80.0	3.06	13C8-PFOS	507.0 / 99.0	32730.98	239.25
PFOS_2	499.0 / 99.0	3.06	13C8-PFOS	507.0 / 99.0	32730.98	239.25
PFDA_1	513.0 / 469.0	3.41	13C6-PFDA	519.0 / 474.0	116147.20	250.00
PFDA_2	513.0 / 219.0	3.41	13C6-PFDA	519.0 / 474.0	116147.20	250.00
PFUnA_1	563.0 / 519.0	3.74	13C7-PFUnA	570.0 / 525.0	113999.77	250.00
PFUnA_2	563.0 / 269.0	3.74	13C7-PFUnA	570.0 / 525.0	113999.77	250.00
PFDoA_1	613.0 / 569.0	4.01	13C2-PFDoA	615.0 / 570.0	113451.22	250.00
PFDoA_2	613.0 / 319.0	4.01	13C2-PFDoA	615.0 / 570.0	113451.22	250.00
PFTrDA_1	663.0 / 619.0	4.26	13C2-PFTeDA	715.0 / 670.0	88706.06	250.00
PFTrDA_2	663.0 / 169.0	4.26	13C2-PFTeDA	715.0 / 670.0	88706.06	250.00
PFTeDA_1	713.0 / 669.0	4.47	13C2-PFTeDA	715.0 / 670.0	88706.06	250.00
PFTeDA_2	713.0 / 169.0	4.47	13C2-PFTeDA	715.0 / 670.0	88706.06	250.00
NMeFOSAA_1	570.0 / 419.0	3.57	d3-MeFOSAA	573.0 / 419.0	17369.40	250.00
NMeFOSAA_2	570.0 / 512.0	3.57	d3-MeFOSAA	573.0 / 419.0	17369.40	250.00
NEtFOSAA_1	584.0 / 419.0	3.73	d5-EtFOSAA	589.0 / 419.0	16401.88	250.00
NEtFOSAA_2	584.0 / 483.0	3.73	d5-EtFOSAA	589.0 / 419.0	16401.88	250.00

BATTELLE

Summary Internal Standard Report

Sample Name	KB64	**Injection Vial**	7
Sample ID	L6	**Injection Volume**	10.00
Sample Type	Standard	**Instrument Name**	QTRAP 5500
Acquisition Date	2018-10-02T21:23:43	**Data File**	18-0567.wiff
Acquisition Method	5-0369.dam	**Result Table**	18-0567_BASE
Sample Comment			

Results Summary

Analyte	MRM Transition	RT	IS	IS MRM Transition	IS Area	IS Conc. (ng/L)
PFBS_1	298.9 / 80.0	1.54	13C3-PFBS	302.0 / 99.0	28524.54	232.25
PFBS_2	298.9 / 99.0	1.54	13C3-PFBS	302.0 / 99.0	28524.54	232.25
PFHxA_1	313.0 / 269.0	1.85	13C5-PFHxA	318.0 / 273.0	65801.13	250.00
PFHxA_2	313.0 / 119.0	1.85	13C5-PFHxA	318.0 / 273.0	65801.13	250.00
PFHpA_1	363.0 / 319.0	2.26	13C4-PFHpA	367.0 / 322.0	70617.48	250.00
PFHpA_2	363.0 / 169.0	2.26	13C4-PFHpA	367.0 / 322.0	70617.48	250.00
PFHxS_1	399.0 / 80.0	2.28	13C3-PFHxS	402.0 / 99.0	23900.05	236.50
PFHxS_2	399.0 / 99.0	2.28	13C3-PFHxS	402.0 / 99.0	23900.05	236.50
PFOA_1	413.0 / 369.0	2.67	13C8-PFOA	421.0 / 376.0	90656.16	250.00
PFOA_2	413.0 / 169.0	2.67	13C8-PFOA	421.0 / 376.0	90656.16	250.00
PFNA_1	463.0 / 419.0	3.06	13C9-PFNA	472.0 / 427.0	91611.88	250.00
PFNA_2	463.0 / 219.0	3.06	13C9-PFNA	472.0 / 427.0	91611.88	250.00
PFOS_1	499.0 / 80.0	3.06	13C8-PFOS	507.0 / 99.0	27743.07	239.25
PFOS_2	499.0 / 99.0	3.06	13C8-PFOS	507.0 / 99.0	27743.07	239.25
PFDA_1	513.0 / 469.0	3.42	13C6-PFDA	519.0 / 474.0	95095.08	250.00
PFDA_2	513.0 / 219.0	3.42	13C6-PFDA	519.0 / 474.0	95095.08	250.00
PFUnA_1	563.0 / 519.0	3.74	13C7-PFUnA	570.0 / 525.0	95374.73	250.00
PFUnA_2	563.0 / 269.0	3.74	13C7-PFUnA	570.0 / 525.0	95374.73	250.00
PFDoA_1	613.0 / 569.0	4.02	13C2-PFDoA	615.0 / 570.0	97065.24	250.00
PFDoA_2	613.0 / 319.0	4.02	13C2-PFDoA	615.0 / 570.0	97065.24	250.00
PFTrDA_1	663.0 / 619.0	4.26	13C2-PFTeDA	715.0 / 670.0	77093.72	250.00
PFTrDA_2	663.0 / 169.0	4.26	13C2-PFTeDA	715.0 / 670.0	77093.72	250.00
PFTeDA_1	713.0 / 669.0	4.48	13C2-PFTeDA	715.0 / 670.0	77093.72	250.00
PFTeDA_2	713.0 / 169.0	4.47	13C2-PFTeDA	715.0 / 670.0	77093.72	250.00
NMeFOSAA_1	570.0 / 419.0	3.57	d3-MeFOSAA	573.0 / 419.0	14070.03	250.00
NMeFOSAA_2	570.0 / 512.0	3.57	d3-MeFOSAA	573.0 / 419.0	14070.03	250.00
NEtFOSAA_1	584.0 / 419.0	3.73	d5-EtFOSAA	589.0 / 419.0	15034.20	250.00
NEtFOSAA_2	584.0 / 483.0	3.73	d5-EtFOSAA	589.0 / 419.0	15034.20	250.00

BATTELLE

Summary Internal Standard Report

Sample Name	KB65	**Injection Vial**	8
Sample ID	L7	**Injection Volume**	10.00
Sample Type	Standard	**Instrument Name**	QTRAP 5500
Acquisition Date	2018-10-02T21:34:34	**Data File**	18-0567.wiff
Acquisition Method	5-0369.dam	**Result Table**	18-0567_BASE
Sample Comment			

Results Summary

Analyte	MRM Transition	RT	IS	IS MRM Transition	IS Area	IS Conc. (ng/L)
PFBS_1	298.9 / 80.0	1.53	13C3-PFBS	302.0 / 99.0	30662.38	232.25
PFBS_2	298.9 / 99.0	1.53	13C3-PFBS	302.0 / 99.0	30662.38	232.25
PFHxA_1	313.0 / 269.0	1.85	13C5-PFHxA	318.0 / 273.0	70908.58	250.00
PFHxA_2	313.0 / 119.0	1.85	13C5-PFHxA	318.0 / 273.0	70908.58	250.00
PFHpA_1	363.0 / 319.0	2.26	13C4-PFHpA	367.0 / 322.0	71102.33	250.00
PFHpA_2	363.0 / 169.0	2.26	13C4-PFHpA	367.0 / 322.0	71102.33	250.00
PFHxS_1	399.0 / 80.0	2.28	13C3-PFHxS	402.0 / 99.0	25350.53	236.50
PFHxS_2	399.0 / 99.0	2.28	13C3-PFHxS	402.0 / 99.0	25350.53	236.50
PFOA_1	413.0 / 369.0	2.67	13C8-PFOA	421.0 / 376.0	84087.10	250.00
PFOA_2	413.0 / 169.0	2.66	13C8-PFOA	421.0 / 376.0	84087.10	250.00
PFNA_1	463.0 / 419.0	3.06	13C9-PFNA	472.0 / 427.0	93888.84	250.00
PFNA_2	463.0 / 219.0	3.06	13C9-PFNA	472.0 / 427.0	93888.84	250.00
PFOS_1	499.0 / 80.0	3.06	13C8-PFOS	507.0 / 99.0	28702.58	239.25
PFOS_2	499.0 / 99.0	3.06	13C8-PFOS	507.0 / 99.0	28702.58	239.25
PFDA_1	513.0 / 469.0	3.42	13C6-PFDA	519.0 / 474.0	92759.58	250.00
PFDA_2	513.0 / 219.0	3.42	13C6-PFDA	519.0 / 474.0	92759.58	250.00
PFUnA_1	563.0 / 519.0	3.73	13C7-PFUnA	570.0 / 525.0	93310.68	250.00
PFUnA_2	563.0 / 269.0	3.73	13C7-PFUnA	570.0 / 525.0	93310.68	250.00
PFDoA_1	613.0 / 569.0	4.01	13C2-PFDoA	615.0 / 570.0	107713.65	250.00
PFDoA_2	613.0 / 319.0	4.01	13C2-PFDoA	615.0 / 570.0	107713.65	250.00
PFTrDA_1	663.0 / 619.0	4.26	13C2-PFTeDA	715.0 / 670.0	92562.83	250.00
PFTrDA_2	663.0 / 169.0	4.26	13C2-PFTeDA	715.0 / 670.0	92562.83	250.00
PFTeDA_1	713.0 / 669.0	4.47	13C2-PFTeDA	715.0 / 670.0	92562.83	250.00
PFTeDA_2	713.0 / 169.0	4.47	13C2-PFTeDA	715.0 / 670.0	92562.83	250.00
NMeFOSAA_1	570.0 / 419.0	3.57	d3-MeFOSAA	573.0 / 419.0	16114.52	250.00
NMeFOSAA_2	570.0 / 512.0	3.57	d3-MeFOSAA	573.0 / 419.0	16114.52	250.00
NEtFOSAA_1	584.0 / 419.0	3.73	d5-EtFOSAA	589.0 / 419.0	13034.38	250.00
NEtFOSAA_2	584.0 / 483.0	3.73	d5-EtFOSAA	589.0 / 419.0	13034.38	250.00

BATTELLE

Summary Internal Standard Report

Sample Name	KA86	**Injection Vial**	2
Sample ID	L1	**Injection Volume**	10.00
Sample Type	Standard	**Instrument Name**	QTRAP 5500
Acquisition Date	2018-10-02T20:29:24	**Data File**	18-0567.wiff
Acquisition Method	5-0369.dam	**Result Table**	18-0567_SIS
Sample Comment			

Results Summary

Analyte	MRM Transition	RT	IS	IS MRM Transition	IS Area	IS Conc. (ng/L)
13C2-PFDoA	615.0 / 570.0	4.01	13C2-PFDA	515.0 / 470.0	97981.25	250.00
d3-MeFOSAA	573.0 / 419.0	3.56	13C4-PFOS	503.0 / 99.0	28375.99	239.25
d5-EtFOSAA	589.0 / 419.0	3.72	13C4-PFOS	503.0 / 99.0	28375.99	239.25
13C5-PFHxA	318.0 / 273.0	1.84	13C2-PFOA	415.0 / 370.0	86508.05	250.00
13C4-PFHpA	367.0 / 322.0	2.25	13C2-PFOA	415.0 / 370.0	86508.05	250.00
13C8-PFOA	421.0 / 376.0	2.66	13C2-PFOA	415.0 / 370.0	86508.05	250.00
13C9-PFNA	472.0 / 427.0	3.05	13C2-PFOA	415.0 / 370.0	86508.05	250.00
13C6-PFDA	519.0 / 474.0	3.40	13C2-PFDA	515.0 / 470.0	97981.25	250.00
13C7-PFUnA	570.0 / 525.0	3.72	13C2-PFDA	515.0 / 470.0	97981.25	250.00
13C2-PFTeDA	715.0 / 670.0	4.48	13C2-PFDA	515.0 / 470.0	97981.25	250.00
13C3-PFBS	302.0 / 99.0	1.52	13C4-PFOS	503.0 / 99.0	28375.99	239.25
13C3-PFHxS	402.0 / 99.0	2.27	13C4-PFOS	503.0 / 99.0	28375.99	239.25
13C8-PFOS	507.0 / 99.0	3.05	13C4-PFOS	503.0 / 99.0	28375.99	239.25

BATTELLE

Summary Internal Standard Report

Sample Name	KA87	**Injection Vial**	3
Sample ID	L2	**Injection Volume**	10.00
Sample Type	Standard	**Instrument Name**	QTRAP 5500
Acquisition Date	2018-10-02T20:40:16	**Data File**	18-0567.wiff
Acquisition Method	5-0369.dam	**Result Table**	18-0567_SIS
Sample Comment			

Results Summary

Analyte	MRM Transition	RT	IS	IS MRM Transition	IS Area	IS Conc. (ng/L)
13C2-PFDoA	615.0 / 570.0	4.01	13C2-PFDA	515.0 / 470.0	109800.44	250.00
d3-MeFOSAA	573.0 / 419.0	3.56	13C4-PFOS	503.0 / 99.0	26984.45	239.25
d5-EtFOSAA	589.0 / 419.0	3.72	13C4-PFOS	503.0 / 99.0	26984.45	239.25
13C5-PFHxA	318.0 / 273.0	1.84	13C2-PFOA	415.0 / 370.0	92232.15	250.00
13C4-PFHpA	367.0 / 322.0	2.25	13C2-PFOA	415.0 / 370.0	92232.15	250.00
13C8-PFOA	421.0 / 376.0	2.66	13C2-PFOA	415.0 / 370.0	92232.15	250.00
13C9-PFNA	472.0 / 427.0	3.05	13C2-PFOA	415.0 / 370.0	92232.15	250.00
13C6-PFDA	519.0 / 474.0	3.40	13C2-PFDA	515.0 / 470.0	109800.44	250.00
13C7-PFUnA	570.0 / 525.0	3.72	13C2-PFDA	515.0 / 470.0	109800.44	250.00
13C2-PFTeDA	715.0 / 670.0	4.47	13C2-PFDA	515.0 / 470.0	109800.44	250.00
13C3-PFBS	302.0 / 99.0	1.52	13C4-PFOS	503.0 / 99.0	26984.45	239.25
13C3-PFHxS	402.0 / 99.0	2.27	13C4-PFOS	503.0 / 99.0	26984.45	239.25
13C8-PFOS	507.0 / 99.0	3.05	13C4-PFOS	503.0 / 99.0	26984.45	239.25

BATTELLE

Summary Internal Standard Report

Sample Name	KA88	**Injection Vial**	4
Sample ID	L3	**Injection Volume**	10.00
Sample Type	Standard	**Instrument Name**	QTRAP 5500
Acquisition Date	2018-10-02T20:51:08	**Data File**	18-0567.wiff
Acquisition Method	5-0369.dam	**Result Table**	18-0567_SIS
Sample Comment			

Results Summary

Analyte	MRM Transition	RT	IS	IS MRM Transition	IS Area	IS Conc. (ng/L)
13C2-PFDoA	615.0 / 570.0	4.01	13C2-PFDA	515.0 / 470.0	108731.85	250.00
d3-MeFOSAA	573.0 / 419.0	3.56	13C4-PFOS	503.0 / 99.0	32849.86	239.25
d5-EtFOSAA	589.0 / 419.0	3.72	13C4-PFOS	503.0 / 99.0	32849.86	239.25
13C5-PFHxA	318.0 / 273.0	1.84	13C2-PFOA	415.0 / 370.0	92713.17	250.00
13C4-PFHpA	367.0 / 322.0	2.25	13C2-PFOA	415.0 / 370.0	92713.17	250.00
13C8-PFOA	421.0 / 376.0	2.65	13C2-PFOA	415.0 / 370.0	92713.17	250.00
13C9-PFNA	472.0 / 427.0	3.04	13C2-PFOA	415.0 / 370.0	92713.17	250.00
13C6-PFDA	519.0 / 474.0	3.40	13C2-PFDA	515.0 / 470.0	108731.85	250.00
13C7-PFUnA	570.0 / 525.0	3.72	13C2-PFDA	515.0 / 470.0	108731.85	250.00
13C2-PFTeDA	715.0 / 670.0	4.47	13C2-PFDA	515.0 / 470.0	108731.85	250.00
13C3-PFBS	302.0 / 99.0	1.51	13C4-PFOS	503.0 / 99.0	32849.86	239.25
13C3-PFHxS	402.0 / 99.0	2.27	13C4-PFOS	503.0 / 99.0	32849.86	239.25
13C8-PFOS	507.0 / 99.0	3.04	13C4-PFOS	503.0 / 99.0	32849.86	239.25

BATTELLE

Summary Internal Standard Report

Created with Analyst Reporter
Printed: 04/10/2018 7:43:24 PM

Sample Name	KB85	**Injection Vial**	5
Sample ID	L4	**Injection Volume**	10.00
Sample Type	Standard	**Instrument Name**	QTRAP 5500
Acquisition Date	2018-10-02T21:02:00	**Data File**	18-0567.wiff
Acquisition Method	5-0369.dam	**Result Table**	18-0567_SIS
Sample Comment			

Results Summary

Analyte	MRM Transition	RT	IS	IS MRM Transition	IS Area	IS Conc. (ng/L)
13C2-PFDoA	615.0 / 570.0	4.01	13C2-PFDA	515.0 / 470.0	102202.45	250.00
d3-MeFOSAA	573.0 / 419.0	3.56	13C4-PFOS	503.0 / 99.0	30017.37	239.25
d5-EtFOSAA	589.0 / 419.0	3.72	13C4-PFOS	503.0 / 99.0	30017.37	239.25
13C5-PFHxA	318.0 / 273.0	1.83	13C2-PFOA	415.0 / 370.0	93478.25	250.00
13C4-PFHpA	367.0 / 322.0	2.24	13C2-PFOA	415.0 / 370.0	93478.25	250.00
13C8-PFOA	421.0 / 376.0	2.65	13C2-PFOA	415.0 / 370.0	93478.25	250.00
13C9-PFNA	472.0 / 427.0	3.04	13C2-PFOA	415.0 / 370.0	93478.25	250.00
13C6-PFDA	519.0 / 474.0	3.40	13C2-PFDA	515.0 / 470.0	102202.45	250.00
13C7-PFUnA	570.0 / 525.0	3.72	13C2-PFDA	515.0 / 470.0	102202.45	250.00
13C2-PFTeDA	715.0 / 670.0	4.47	13C2-PFDA	515.0 / 470.0	102202.45	250.00
13C3-PFBS	302.0 / 99.0	1.51	13C4-PFOS	503.0 / 99.0	30017.37	239.25
13C3-PFHxS	402.0 / 99.0	2.27	13C4-PFOS	503.0 / 99.0	30017.37	239.25
13C8-PFOS	507.0 / 99.0	3.04	13C4-PFOS	503.0 / 99.0	30017.37	239.25

BATTELLE

Summary Internal Standard Report

Sample Name	KB69	**Injection Vial**	6
Sample ID	L5	**Injection Volume**	10.00
Sample Type	Standard	**Instrument Name**	QTRAP 5500
Acquisition Date	2018-10-02T21:12:52	**Data File**	18-0567.wiff
Acquisition Method	5-0369.dam	**Result Table**	18-0567_SIS
Sample Comment			

Results Summary

Analyte	MRM Transition	RT	IS	IS MRM Transition	IS Area	IS Conc. (ng/L)
13C2-PFDoA	615.0 / 570.0	4.00	13C2-PFDA	515.0 / 470.0	111005.28	250.00
d3-MeFOSAA	573.0 / 419.0	3.56	13C4-PFOS	503.0 / 99.0	31119.81	239.25
d5-EtFOSAA	589.0 / 419.0	3.72	13C4-PFOS	503.0 / 99.0	31119.81	239.25
13C5-PFHxA	318.0 / 273.0	1.84	13C2-PFOA	415.0 / 370.0	87666.86	250.00
13C4-PFHpA	367.0 / 322.0	2.24	13C2-PFOA	415.0 / 370.0	87666.86	250.00
13C8-PFOA	421.0 / 376.0	2.65	13C2-PFOA	415.0 / 370.0	87666.86	250.00
13C9-PFNA	472.0 / 427.0	3.05	13C2-PFOA	415.0 / 370.0	87666.86	250.00
13C6-PFDA	519.0 / 474.0	3.40	13C2-PFDA	515.0 / 470.0	111005.28	250.00
13C7-PFUnA	570.0 / 525.0	3.72	13C2-PFDA	515.0 / 470.0	111005.28	250.00
13C2-PFTeDA	715.0 / 670.0	4.47	13C2-PFDA	515.0 / 470.0	111005.28	250.00
13C3-PFBS	302.0 / 99.0	1.51	13C4-PFOS	503.0 / 99.0	31119.81	239.25
13C3-PFHxS	402.0 / 99.0	2.27	13C4-PFOS	503.0 / 99.0	31119.81	239.25
13C8-PFOS	507.0 / 99.0	3.04	13C4-PFOS	503.0 / 99.0	31119.81	239.25

BATTELLE

Summary Internal Standard Report

Sample Name	KB64	**Injection Vial**	7
Sample ID	L6	**Injection Volume**	10.00
Sample Type	Standard	**Instrument Name**	QTRAP 5500
Acquisition Date	2018-10-02T21:23:43	**Data File**	18-0567.wiff
Acquisition Method	5-0369.dam	**Result Table**	18-0567_SIS
Sample Comment			

Results Summary

Analyte	MRM Transition	RT	IS	IS MRM Transition	IS Area	IS Conc. (ng/L)
13C2-PFDoA	615.0 / 570.0	4.01	13C2-PFDA	515.0 / 470.0	92879.31	250.00
d3-MeFOSAA	573.0 / 419.0	3.56	13C4-PFOS	503.0 / 99.0	25887.81	239.25
d5-EtFOSAA	589.0 / 419.0	3.72	13C4-PFOS	503.0 / 99.0	25887.81	239.25
13C5-PFHxA	318.0 / 273.0	1.84	13C2-PFOA	415.0 / 370.0	79822.03	250.00
13C4-PFHpA	367.0 / 322.0	2.25	13C2-PFOA	415.0 / 370.0	79822.03	250.00
13C8-PFOA	421.0 / 376.0	2.66	13C2-PFOA	415.0 / 370.0	79822.03	250.00
13C9-PFNA	472.0 / 427.0	3.05	13C2-PFOA	415.0 / 370.0	79822.03	250.00
13C6-PFDA	519.0 / 474.0	3.40	13C2-PFDA	515.0 / 470.0	92879.31	250.00
13C7-PFUnA	570.0 / 525.0	3.72	13C2-PFDA	515.0 / 470.0	92879.31	250.00
13C2-PFTeDA	715.0 / 670.0	4.47	13C2-PFDA	515.0 / 470.0	92879.31	250.00
13C3-PFBS	302.0 / 99.0	1.52	13C4-PFOS	503.0 / 99.0	25887.81	239.25
13C3-PFHxS	402.0 / 99.0	2.27	13C4-PFOS	503.0 / 99.0	25887.81	239.25
13C8-PFOS	507.0 / 99.0	3.04	13C4-PFOS	503.0 / 99.0	25887.81	239.25

BATTELLE

Summary Internal Standard Report

Sample Name	KB65	**Injection Vial**	8
Sample ID	L7	**Injection Volume**	10.00
Sample Type	Standard	**Instrument Name**	QTRAP 5500
Acquisition Date	2018-10-02T21:34:34	**Data File**	18-0567.wiff
Acquisition Method	5-0369.dam	**Result Table**	18-0567_SIS
Sample Comment			

Results Summary

Analyte	MRM Transition	RT	IS	IS MRM Transition	IS Area	IS Conc. (ng/L)
13C2-PFDoA	615.0 / 570.0	4.00	13C2-PFDA	515.0 / 470.0	101908.02	250.00
d3-MeFOSAA	573.0 / 419.0	3.56	13C4-PFOS	503.0 / 99.0	28245.72	239.25
d5-EtFOSAA	589.0 / 419.0	3.72	13C4-PFOS	503.0 / 99.0	28245.72	239.25
13C5-PFHxA	318.0 / 273.0	1.84	13C2-PFOA	415.0 / 370.0	85385.75	250.00
13C4-PFHpA	367.0 / 322.0	2.24	13C2-PFOA	415.0 / 370.0	85385.75	250.00
13C8-PFOA	421.0 / 376.0	2.66	13C2-PFOA	415.0 / 370.0	85385.75	250.00
13C9-PFNA	472.0 / 427.0	3.05	13C2-PFOA	415.0 / 370.0	85385.75	250.00
13C6-PFDA	519.0 / 474.0	3.40	13C2-PFDA	515.0 / 470.0	101908.02	250.00
13C7-PFUnA	570.0 / 525.0	3.72	13C2-PFDA	515.0 / 470.0	101908.02	250.00
13C2-PFTeDA	715.0 / 670.0	4.47	13C2-PFDA	515.0 / 470.0	101908.02	250.00
13C3-PFBS	302.0 / 99.0	1.52	13C4-PFOS	503.0 / 99.0	28245.72	239.25
13C3-PFHxS	402.0 / 99.0	2.27	13C4-PFOS	503.0 / 99.0	28245.72	239.25
13C8-PFOS	507.0 / 99.0	3.05	13C4-PFOS	503.0 / 99.0	28245.72	239.25

BATTELLE

QC Summary Report

Sample Name	KB36 ICC	**Injection Vial**	10
Sample ID	ICC	**Injection Volume**	10.00
Sample Type	Quality Control	**Instrument Name**	QTRAP 5500
Acquisition Date	2018-10-02T21:56:17	**Data File**	18-0567.wiff
Acquisition Method	5-0369.dam	**Result Table**	18-0567_BASE
Sample Comment			

Results Summary

Analyte	MRM Transition	RT	Conc. (ng/L)	Target Conc. (ng/L)	Recovery (%)
PFBS_1	298.9 / 80.0	1.53	943.217052	1010.00	93.39
PFBS_2	298.9 / 99.0	1.53	940.827813	1010.00	93.15
PFHxA_1	313.0 / 269.0	1.85	981.190263	1010.00	97.15
PFHxA_2	313.0 / 119.0	1.84	898.721556	1010.00	88.98
PFHpA_1	363.0 / 319.0	2.25	969.971052	1000.00	97.00
PFHpA_2	363.0 / 169.0	2.25	898.209351	1000.00	89.82
PFHxS_1	399.0 / 80.0	2.28	1078.568246	1010.00	106.79
PFHxS_2	399.0 / 99.0	2.28	1107.980285	1010.00	109.70
PFOA_1	413.0 / 369.0	2.66	960.425221	1000.00	96.04
PFOA_2	413.0 / 169.0	2.66	952.137082	1000.00	95.21
PFNA_1	463.0 / 419.0	3.06	945.313778	1000.00	94.53
PFNA_2	463.0 / 219.0	3.06	1010.303434	1000.00	101.03
PFOS_1	499.0 / 80.0	3.06	976.719387	1000.00	97.67
PFOS_2	499.0 / 99.0	3.06	947.874070	1000.00	94.79
PFDA_1	513.0 / 469.0	3.41	1005.163803	1000.00	100.52
PFDA_2	513.0 / 219.0	3.42	908.930885	1000.00	90.89
PFUnA_1	563.0 / 519.0	3.74	1082.119027	1000.00	108.21
PFUnA_2	563.0 / 269.0	3.74	1096.476169	1000.00	109.65
PFDoA_1	613.0 / 569.0	4.02	1070.389815	1000.00	107.04
PFDoA_2	613.0 / 319.0	4.02	1064.577516	1000.00	106.46
PFTrDA_1	663.0 / 619.0	4.26	1171.293378	1000.00	117.13
PFTrDA_2	663.0 / 169.0	4.26	1141.191691	1000.00	114.12
PFTeDA_1	713.0 / 669.0	4.48	1084.306311	1000.00	108.43
PFTeDA_2	713.0 / 169.0	4.47	1027.637802	1000.00	102.76
NMeFOSAA_1	570.0 / 419.0	3.57	1028.552195	1000.00	102.86
NMeFOSAA_2	570.0 / 512.0	3.57	996.595754	1000.00	99.66
NEtFOSAA_1	584.0 / 419.0	3.73	929.602169	1000.00	92.96
NEtFOSAA_2	584.0 / 483.0	3.73	907.711593	1000.00	90.77

BATTELLE

QC Summary Report

Sample Name	KB85 CCV	**Injection Vial**	5
Sample ID	CCV	**Injection Volume**	10.00
Sample Type	Quality Control	**Instrument Name**	QTRAP 5500
Acquisition Date	2018-10-02T22:50:36	**Data File**	18-0567.wiff
Acquisition Method	5-0369.dam	**Result Table**	18-0567_BASE
Sample Comment			

Results Summary

Analyte	MRM Transition	RT	Conc. (ng/L)	Target Conc. (ng/L)	Recovery (%)
PFBS_1	298.9 / 80.0	1.53	959.859531	1010.00	95.04
PFBS_2	298.9 / 99.0	1.53	918.042200	1010.00	90.90
PFHxA_1	313.0 / 269.0	1.85	974.655422	1010.00	96.50
PFHxA_2	313.0 / 119.0	1.85	958.992926	1010.00	94.95
PFHpA_1	363.0 / 319.0	2.25	948.195416	1000.00	94.82
PFHpA_2	363.0 / 169.0	2.25	858.309467	1000.00	85.83
PFHxS_1	399.0 / 80.0	2.28	1057.846530	1010.00	104.74
PFHxS_2	399.0 / 99.0	2.28	1085.409036	1010.00	107.47
PFOA_1	413.0 / 369.0	2.66	935.528742	1000.00	93.55
PFOA_2	413.0 / 169.0	2.66	909.263218	1000.00	90.93
PFNA_1	463.0 / 419.0	3.06	947.993787	1000.00	94.80
PFNA_2	463.0 / 219.0	3.06	965.382963	1000.00	96.54
PFOS_1	499.0 / 80.0	3.06	889.813620	1000.00	88.98
PFOS_2	499.0 / 99.0	3.06	948.345055	1000.00	94.83
PFDA_1	513.0 / 469.0	3.41	970.543840	1000.00	97.05
PFDA_2	513.0 / 219.0	3.41	884.503081	1000.00	88.45
PFUnA_1	563.0 / 519.0	3.74	927.792608	1000.00	92.78
PFUnA_2	563.0 / 269.0	3.74	1061.254446	1000.00	106.13
PFDoA_1	613.0 / 569.0	4.02	1010.192381	1000.00	101.02
PFDoA_2	613.0 / 319.0	4.02	941.591230	1000.00	94.16
PFTrDA_1	663.0 / 619.0	4.26	1055.747612	1000.00	105.57
PFTrDA_2	663.0 / 169.0	4.26	1076.934504	1000.00	107.69
PFTeDA_1	713.0 / 669.0	4.48	1036.901882	1000.00	103.69
PFTeDA_2	713.0 / 169.0	4.48	1027.933210	1000.00	102.79
NMeFOSAA_1	570.0 / 419.0	3.57	898.143634	1000.00	89.81
NMeFOSAA_2	570.0 / 512.0	3.57	987.234588	1000.00	98.72
NEtFOSAA_1	584.0 / 419.0	3.73	873.710066	1000.00	87.37
NEtFOSAA_2	584.0 / 483.0	3.73	812.685201	1000.00	81.27

Sample Name	KB85 CCV	**Injection Vial**	24
Sample ID	CCV	**Injection Volume**	10.00
Sample Type	Quality Control	**Instrument Name**	QTRAP 5500
Acquisition Date	2018-10-03T00:39:17	**Data File**	18-0567.wiff
Acquisition Method	5-0369.dam	**Result Table**	18-0567_BASE
Sample Comment			

Results Summary

Analyte	MRM Transition	RT	Conc. (ng/L)	Target Conc. (ng/L)	Recovery (%)
PFBS_1	298.9 / 80.0	1.53	935.050594	1010.00	92.58
PFBS_2	298.9 / 99.0	1.53	945.568444	1010.00	93.62
PFHxA_1	313.0 / 269.0	1.85	1002.894408	1010.00	99.30
PFHxA_2	313.0 / 119.0	1.85	1008.744560	1010.00	99.88
PFHpA_1	363.0 / 319.0	2.26	977.646059	1000.00	97.76
PFHpA_2	363.0 / 169.0	2.26	1186.204001	1000.00	118.62
PFHxS_1	399.0 / 80.0	2.28	1035.923734	1010.00	102.57
PFHxS_2	399.0 / 99.0	2.28	1014.583932	1010.00	100.45
PFOA_1	413.0 / 369.0	2.67	949.241526	1000.00	94.92
PFOA_2	413.0 / 169.0	2.67	989.739496	1000.00	98.97
PFNA_1	463.0 / 419.0	3.06	1001.687787	1000.00	100.17
PFNA_2	463.0 / 219.0	3.06	959.075490	1000.00	95.91
PFOS_1	499.0 / 80.0	3.06	1215.725070	1000.00	121.57
PFOS_2	499.0 / 99.0	3.06	1283.037568	1000.00	128.30
PFDA_1	513.0 / 469.0	3.41	977.040938	1000.00	97.70
PFDA_2	513.0 / 219.0	3.41	1062.418375	1000.00	106.24
PFUnA_1	563.0 / 519.0	3.73	937.669726	1000.00	93.77
PFUnA_2	563.0 / 269.0	3.73	1122.994616	1000.00	112.30
PFDoA_1	613.0 / 569.0	4.01	984.577891	1000.00	98.46
PFDoA_2	613.0 / 319.0	4.01	985.284973	1000.00	98.53
PFTrDA_1	663.0 / 619.0	4.26	1118.220477	1000.00	111.82
PFTrDA_2	663.0 / 169.0	4.25	1085.525666	1000.00	108.55
PFTeDA_1	713.0 / 669.0	4.47	1053.337667	1000.00	105.33
PFTeDA_2	713.0 / 169.0	4.47	1068.149674	1000.00	106.81
NMeFOSAA_1	570.0 / 419.0	3.57	1067.066589	1000.00	106.71
NMeFOSAA_2	570.0 / 512.0	3.57	1085.965086	1000.00	108.60
NEtFOSAA_1	584.0 / 419.0	3.73	914.558192	1000.00	91.46
NEtFOSAA_2	584.0 / 483.0	3.72	982.222896	1000.00	98.22

Sample Name	KB69 CCV	**Injection Vial**	36
Sample ID	CCV	**Injection Volume**	10.00
Sample Type	Quality Control	**Instrument Name**	QTRAP 5500
Acquisition Date	2018-10-03T02:49:38	**Data File**	18-0567.wiff
Acquisition Method	5-0369.dam	**Result Table**	18-0567_BASE
Sample Comment			

Results Summary

Analyte	MRM Transition	RT	Conc. (ng/L)	Target Conc. (ng/L)	Recovery (%)
PFBS_1	298.9 / 80.0	1.53	2307.536427	2525.00	91.39
PFBS_2	298.9 / 99.0	1.53	2388.707195	2525.00	94.60
PFHxA_1	313.0 / 269.0	1.85	2516.057583	2525.00	99.65
PFHxA_2	313.0 / 119.0	1.85	2543.995359	2525.00	100.75
PFHpA_1	363.0 / 319.0	2.25	2436.329115	2500.00	97.45
PFHpA_2	363.0 / 169.0	2.25	2591.337330	2500.00	103.65
PFHxS_1	399.0 / 80.0	2.28	2585.510027	2525.00	102.40
PFHxS_2	399.0 / 99.0	2.28	2707.587940	2525.00	107.23
PFOA_1	413.0 / 369.0	2.66	2247.078694	2500.00	89.88
PFOA_2	413.0 / 169.0	2.66	2111.386235	2500.00	84.46
PFNA_1	463.0 / 419.0	3.06	2437.898005	2500.00	97.52
PFNA_2	463.0 / 219.0	3.06	2561.592682	2500.00	102.46
PFOS_1	499.0 / 80.0	3.06	2593.398411	2500.00	103.74
PFOS_2	499.0 / 99.0	3.06	2601.020068	2500.00	104.04
PFDA_1	513.0 / 469.0	3.41	2663.991493	2500.00	106.56
PFDA_2	513.0 / 219.0	3.41	2359.868763	2500.00	94.39
PFUnA_1	563.0 / 519.0	3.74	2449.821499	2500.00	97.99
PFUnA_2	563.0 / 269.0	3.73	2242.120768	2500.00	89.68
PFDoA_1	613.0 / 569.0	4.02	2426.663561	2500.00	97.07
PFDoA_2	613.0 / 319.0	4.01	2539.890563	2500.00	101.60
PFTrDA_1	663.0 / 619.0	4.26	2817.248816	2500.00	112.69
PFTrDA_2	663.0 / 169.0	4.26	2909.764120	2500.00	116.39
PFTeDA_1	713.0 / 669.0	4.47	2650.994820	2500.00	106.04
PFTeDA_2	713.0 / 169.0	4.47	2734.121033	2500.00	109.36
NMeFOSAA_1	570.0 / 419.0	3.57	2376.238361	2500.00	95.05
NMeFOSAA_2	570.0 / 512.0	3.57	2447.573509	2500.00	97.90
NEtFOSAA_1	584.0 / 419.0	3.73	2384.685459	2500.00	95.39
NEtFOSAA_2	584.0 / 483.0	3.73	2824.031962	2500.00	112.96

Sample Name	KB85 CCV	**Injection Vial**	46
Sample ID	CCV	**Injection Volume**	10.00
Sample Type	Quality Control	**Instrument Name**	QTRAP 5500
Acquisition Date	2018-10-03T04:38:18	**Data File**	18-0567.wiff
Acquisition Method	5-0369.dam	**Result Table**	18-0567_BASE
Sample Comment			

Results Summary

Analyte	MRM Transition	RT	Conc. (ng/L)	Target Conc. (ng/L)	Recovery (%)
PFBS_1	298.9 / 80.0	1.54	873.851124	1010.00	86.52
PFBS_2	298.9 / 99.0	1.54	847.549754	1010.00	83.92
PFHxA_1	313.0 / 269.0	1.85	1065.509521	1010.00	105.50
PFHxA_2	313.0 / 119.0	1.85	1119.774311	1010.00	110.87
PFHpA_1	363.0 / 319.0	2.26	947.886314	1000.00	94.79
PFHpA_2	363.0 / 169.0	2.25	774.063931	1000.00	77.41
PFHxS_1	399.0 / 80.0	2.28	1000.561690	1010.00	99.07
PFHxS_2	399.0 / 99.0	2.28	1033.452273	1010.00	102.32
PFOA_1	413.0 / 369.0	2.67	930.223976	1000.00	93.02
PFOA_2	413.0 / 169.0	2.67	942.366165	1000.00	94.24
PFNA_1	463.0 / 419.0	3.06	983.964892	1000.00	98.40
PFNA_2	463.0 / 219.0	3.06	972.486870	1000.00	97.25
PFOS_1	499.0 / 80.0	3.06	976.953990	1000.00	97.70
PFOS_2	499.0 / 99.0	3.06	987.627201	1000.00	98.76
PFDA_1	513.0 / 469.0	3.42	979.911203	1000.00	97.99
PFDA_2	513.0 / 219.0	3.42	944.502795	1000.00	94.45
PFUnA_1	563.0 / 519.0	3.74	916.865674	1000.00	91.69
PFUnA_2	563.0 / 269.0	3.73	994.434165	1000.00	99.44
PFDoA_1	613.0 / 569.0	4.02	982.349354	1000.00	98.23
PFDoA_2	613.0 / 319.0	4.02	1056.091437	1000.00	105.61
PFTrDA_1	663.0 / 619.0	4.26	1079.404156	1000.00	107.94
PFTrDA_2	663.0 / 169.0	4.26	1099.747406	1000.00	109.97
PFTeDA_1	713.0 / 669.0	4.48	1010.398593	1000.00	101.04
PFTeDA_2	713.0 / 169.0	4.47	1014.319459	1000.00	101.43
NMeFOSAA_1	570.0 / 419.0	3.57	1085.482078	1000.00	108.55
NMeFOSAA_2	570.0 / 512.0	3.57	1208.100057	1000.00	120.81
NEtFOSAA_1	584.0 / 419.0	3.73	759.044976	1000.00	75.90
NEtFOSAA_2	584.0 / 483.0	3.73	868.601113	1000.00	86.86

Sample Name	KB69 CCV	**Injection Vial**	4
Sample ID	CCV	**Injection Volume**	10.00
Sample Type	Quality Control	**Instrument Name**	QTRAP 5500
Acquisition Date	2018-10-03T06:59:38	**Data File**	18-0567.wiff
Acquisition Method	5-0369.dam	**Result Table**	18-0567_BASE
Sample Comment			

Results Summary

Analyte	MRM Transition	RT	Conc. (ng/L)	Target Conc. (ng/L)	Recovery (%)
PFBS_1	298.9 / 80.0	1.54	2259.942157	2525.00	89.50
PFBS_2	298.9 / 99.0	1.53	2309.179691	2525.00	91.45
PFHxA_1	313.0 / 269.0	1.85	2548.674614	2525.00	100.94
PFHxA_2	313.0 / 119.0	1.85	2515.226286	2525.00	99.61
PFHpA_1	363.0 / 319.0	2.26	2462.660114	2500.00	98.51
PFHpA_2	363.0 / 169.0	2.25	3114.794103	2500.00	124.59
PFHxS_1	399.0 / 80.0	2.28	2499.310070	2525.00	98.98
PFHxS_2	399.0 / 99.0	2.28	2462.041057	2525.00	97.51
PFOA_1	413.0 / 369.0	2.66	2345.134869	2500.00	93.81
PFOA_2	413.0 / 169.0	2.66	2349.025294	2500.00	93.96
PFNA_1	463.0 / 419.0	3.06	2489.213464	2500.00	99.57
PFNA_2	463.0 / 219.0	3.06	2608.390308	2500.00	104.34
PFOS_1	499.0 / 80.0	3.06	2452.174771	2500.00	98.09
PFOS_2	499.0 / 99.0	3.06	2518.398617	2500.00	100.74
PFDA_1	513.0 / 469.0	3.41	2309.507484	2500.00	92.38
PFDA_2	513.0 / 219.0	3.41	2250.370605	2500.00	90.01
PFUnA_1	563.0 / 519.0	3.73	2361.792554	2500.00	94.47
PFUnA_2	563.0 / 269.0	3.73	2279.361654	2500.00	91.17
PFDoA_1	613.0 / 569.0	4.01	2640.522508	2500.00	105.62
PFDoA_2	613.0 / 319.0	4.01	2683.196399	2500.00	107.33
PFTrDA_1	663.0 / 619.0	4.26	2814.755470	2500.00	112.59
PFTrDA_2	663.0 / 169.0	4.25	2776.337442	2500.00	111.05
PFTeDA_1	713.0 / 669.0	4.47	2608.495780	2500.00	104.34
PFTeDA_2	713.0 / 169.0	4.47	2615.523229	2500.00	104.62
NMeFOSAA_1	570.0 / 419.0	3.56	2256.831772	2500.00	90.27
NMeFOSAA_2	570.0 / 512.0	3.56	2424.784511	2500.00	96.99
NEtFOSAA_1	584.0 / 419.0	3.73	2214.711596	2500.00	88.59
NEtFOSAA_2	584.0 / 483.0	3.72	2111.515249	2500.00	84.46

Sample Name	KB85 CCV	**Injection Vial**	17
Sample ID	CCV	**Injection Volume**	10.00
Sample Type	Quality Control	**Instrument Name**	QTRAP 5500
Acquisition Date	2018-10-03T09:21:11	**Data File**	18-0567.wiff
Acquisition Method	5-0369.dam	**Result Table**	18-0567_BASE
Sample Comment			

Results Summary

Analyte	MRM Transition	RT	Conc. (ng/L)	Target Conc. (ng/L)	Recovery (%)
PFBS_1	298.9 / 80.0	1.53	990.323132	1010.00	98.05
PFBS_2	298.9 / 99.0	1.53	995.963042	1010.00	98.61
PFHxA_1	313.0 / 269.0	1.85	1083.561109	1010.00	107.28
PFHxA_2	313.0 / 119.0	1.85	1085.417620	1010.00	107.47
PFHpA_1	363.0 / 319.0	2.25	1004.819568	1000.00	100.48
PFHpA_2	363.0 / 169.0	2.25	861.762919	1000.00	86.18
PFHxS_1	399.0 / 80.0	2.27	1169.635491	1010.00	115.81
PFHxS_2	399.0 / 99.0	2.27	1167.551903	1010.00	115.60
PFOA_1	413.0 / 369.0	2.66	1098.319996	1000.00	109.83
PFOA_2	413.0 / 169.0	2.66	1095.802599	1000.00	109.58
PFNA_1	463.0 / 419.0	3.05	937.218169	1000.00	93.72
PFNA_2	463.0 / 219.0	3.05	971.087373	1000.00	97.11
PFOS_1	499.0 / 80.0	3.05	907.009803	1000.00	90.70
PFOS_2	499.0 / 99.0	3.05	936.462982	1000.00	93.65
PFDA_1	513.0 / 469.0	3.40	974.018547	1000.00	97.40
PFDA_2	513.0 / 219.0	3.40	934.421609	1000.00	93.44
PFUnA_1	563.0 / 519.0	3.72	934.154441	1000.00	93.42
PFUnA_2	563.0 / 269.0	3.72	939.458864	1000.00	93.95
PFDoA_1	613.0 / 569.0	4.01	1052.005723	1000.00	105.20
PFDoA_2	613.0 / 319.0	4.01	949.466063	1000.00	94.95
PFTrDA_1	663.0 / 619.0	4.25	1074.907747	1000.00	107.49
PFTrDA_2	663.0 / 169.0	4.25	1037.974910	1000.00	103.80
PFTeDA_1	713.0 / 669.0	4.47	1043.686234	1000.00	104.37
PFTeDA_2	713.0 / 169.0	4.47	1082.651587	1000.00	108.27
NMeFOSAA_1	570.0 / 419.0	3.56	965.093711	1000.00	96.51
NMeFOSAA_2	570.0 / 512.0	3.56	987.032618	1000.00	98.70
NEtFOSAA_1	584.0 / 419.0	3.72	946.088583	1000.00	94.61
NEtFOSAA_2	584.0 / 483.0	3.72	773.530408	1000.00	77.35

Sample Name	KB69 CCV	**Injection Vial**	21
Sample ID	CCV	**Injection Volume**	10.00
Sample Type	Quality Control	**Instrument Name**	QTRAP 5500
Acquisition Date	2018-10-03T10:48:13	**Data File**	18-0567.wiff
Acquisition Method	5-0369.dam	**Result Table**	18-0567_BASE
Sample Comment			

Results Summary

Analyte	MRM Transition	RT	Conc. (ng/L)	Target Conc. (ng/L)	Recovery (%)
PFBS_1	298.9 / 80.0	1.53	2330.641294	2525.00	92.30
PFBS_2	298.9 / 99.0	1.53	2309.760758	2525.00	91.48
PFHxA_1	313.0 / 269.0	1.85	2486.217935	2525.00	98.46
PFHxA_2	313.0 / 119.0	1.84	2530.778530	2525.00	100.23
PFHpA_1	363.0 / 319.0	2.25	2472.331509	2500.00	98.89
PFHpA_2	363.0 / 169.0	2.25	2347.146787	2500.00	93.89
PFHxS_1	399.0 / 80.0	2.27	2556.620159	2525.00	101.25
PFHxS_2	399.0 / 99.0	2.27	2526.093348	2525.00	100.04
PFOA_1	413.0 / 369.0	2.66	2388.575987	2500.00	95.54
PFOA_2	413.0 / 169.0	2.66	2455.837165	2500.00	98.23
PFNA_1	463.0 / 419.0	3.05	2371.181781	2500.00	94.85
PFNA_2	463.0 / 219.0	3.05	2403.653809	2500.00	96.15
PFOS_1	499.0 / 80.0	3.05	2392.131008	2500.00	95.69
PFOS_2	499.0 / 99.0	3.05	2519.235013	2500.00	100.77
PFDA_1	513.0 / 469.0	3.41	2482.287539	2500.00	99.29
PFDA_2	513.0 / 219.0	3.41	2420.790195	2500.00	96.83
PFUnA_1	563.0 / 519.0	3.73	2284.474294	2500.00	91.38
PFUnA_2	563.0 / 269.0	3.73	2396.609913	2500.00	95.86
PFDoA_1	613.0 / 569.0	4.01	2539.074354	2500.00	101.56
PFDoA_2	613.0 / 319.0	4.01	2353.925451	2500.00	94.16
PFTrDA_1	663.0 / 619.0	4.26	2806.746493	2500.00	112.27
PFTrDA_2	663.0 / 169.0	4.25	2764.752818	2500.00	110.59
PFTeDA_1	713.0 / 669.0	4.47	2573.597372	2500.00	102.94
PFTeDA_2	713.0 / 169.0	4.47	2588.076086	2500.00	103.52
NMeFOSAA_1	570.0 / 419.0	3.56	2454.501574	2500.00	98.18
NMeFOSAA_2	570.0 / 512.0	3.56	2445.218955	2500.00	97.81
NEtFOSAA_1	584.0 / 419.0	3.72	2157.717161	2500.00	86.31
NEtFOSAA_2	584.0 / 483.0	3.73	1938.903674	2500.00	77.56

Sample Name	KA88 ISC	**Injection Vial**	1
Sample ID	Instrument Sensitivity Check	**Injection Volume**	10.00
Sample Type	Quality Control	**Instrument Name**	QTRAP 5500
Acquisition Date	2018-10-03T15:57:14	**Data File**	18-0567.wiff
Acquisition Method	5-0369.dam	**Result Table**	18-0567_BASE
Sample Comment			

Results Summary

Analyte	MRM Transition	RT	Conc. (ng/L)	Target Conc. (ng/L)	Recovery (%)
PFBS_1	298.9 / 80.0	1.55	489.436186	505.00	96.92
PFBS_2	298.9 / 99.0	1.55	458.243627	505.00	90.74
PFHxA_1	313.0 / 269.0	1.88	483.909337	505.00	95.82
PFHxA_2	313.0 / 119.0	1.88	447.754668	505.00	88.66
PFHpA_1	363.0 / 319.0	2.29	471.289869	500.00	94.26
PFHpA_2	363.0 / 169.0	2.29	553.640124	500.00	110.73
PFHxS_1	399.0 / 80.0	2.31	471.437606	505.00	93.35
PFHxS_2	399.0 / 99.0	2.31	492.473158	505.00	97.52
PFOA_1	413.0 / 369.0	2.70	423.491987	500.00	84.70
PFOA_2	413.0 / 169.0	2.70	472.260547	500.00	94.45
PFNA_1	463.0 / 419.0	3.10	448.963072	500.00	89.79
PFNA_2	463.0 / 219.0	3.10	434.468450	500.00	86.89
PFOS_1	499.0 / 80.0	3.10	456.514213	500.00	91.30
PFOS_2	499.0 / 99.0	3.10	428.674944	500.00	85.73
PFDA_1	513.0 / 469.0	3.46	476.000730	500.00	95.20
PFDA_2	513.0 / 219.0	3.46	470.324262	500.00	94.06
PFUnA_1	563.0 / 519.0	3.79	459.920180	500.00	91.98
PFUnA_2	563.0 / 269.0	3.79	504.536663	500.00	100.91
PFDoA_1	613.0 / 569.0	4.07	497.959770	500.00	99.59
PFDoA_2	613.0 / 319.0	4.07	449.053234	500.00	89.81
PFTrDA_1	663.0 / 619.0	4.32	523.974864	500.00	104.79
PFTrDA_2	663.0 / 169.0	4.31	503.345338	500.00	100.67
PFTeDA_1	713.0 / 669.0	4.53	535.459076	500.00	107.09
PFTeDA_2	713.0 / 169.0	4.53	529.695177	500.00	105.94
NMeFOSAA_1	570.0 / 419.0	3.61	432.353128	500.00	86.47
NMeFOSAA_2	570.0 / 512.0	3.61	448.002980	500.00	89.60
NEtFOSAA_1	584.0 / 419.0	3.78	456.454541	500.00	91.29
NEtFOSAA_2	584.0 / 483.0	3.79	417.773374	500.00	83.55

Sample Name	KB69 CCV	**Injection Vial**	9
Sample ID	CCV	**Injection Volume**	10.00
Sample Type	Quality Control	**Instrument Name**	QTRAP 5500
Acquisition Date	2018-10-03T17:24:13	**Data File**	18-0567.wiff
Acquisition Method	5-0369.dam	**Result Table**	18-0567_BASE
Sample Comment			

Results Summary

Analyte	MRM Transition	RT	Conc. (ng/L)	Target Conc. (ng/L)	Recovery (%)
PFBS_1	298.9 / 80.0	1.54	2297.109559	2525.00	90.97
PFBS_2	298.9 / 99.0	1.54	2346.375129	2525.00	92.93
PFHxA_1	313.0 / 269.0	1.86	2345.326040	2525.00	92.88
PFHxA_2	313.0 / 119.0	1.86	2421.631046	2525.00	95.91
PFHpA_1	363.0 / 319.0	2.27	2416.650343	2500.00	96.67
PFHpA_2	363.0 / 169.0	2.26	2367.823341	2500.00	94.71
PFHxS_1	399.0 / 80.0	2.29	2366.945024	2525.00	93.74
PFHxS_2	399.0 / 99.0	2.29	2437.899848	2525.00	96.55
PFOA_1	413.0 / 369.0	2.68	2251.658623	2500.00	90.07
PFOA_2	413.0 / 169.0	2.67	2442.133421	2500.00	97.69
PFNA_1	463.0 / 419.0	3.07	2512.426674	2500.00	100.50
PFNA_2	463.0 / 219.0	3.07	2522.394526	2500.00	100.90
PFOS_1	499.0 / 80.0	3.07	2387.064223	2500.00	95.48
PFOS_2	499.0 / 99.0	3.07	2408.194557	2500.00	96.33
PFDA_1	513.0 / 469.0	3.43	2494.816191	2500.00	99.79
PFDA_2	513.0 / 219.0	3.43	2372.069604	2500.00	94.88
PFUnA_1	563.0 / 519.0	3.75	2463.627165	2500.00	98.55
PFUnA_2	563.0 / 269.0	3.75	2483.782598	2500.00	99.35
PFDoA_1	613.0 / 569.0	4.03	2688.794354	2500.00	107.55
PFDoA_2	613.0 / 319.0	4.03	2734.133998	2500.00	109.37
PFTrDA_1	663.0 / 619.0	4.28	2696.934278	2500.00	107.88
PFTrDA_2	663.0 / 169.0	4.28	2688.382620	2500.00	107.54
PFTeDA_1	713.0 / 669.0	4.49	2614.644786	2500.00	104.59
PFTeDA_2	713.0 / 169.0	4.49	2562.442817	2500.00	102.50
NMeFOSAA_1	570.0 / 419.0	3.58	2349.645563	2500.00	93.99
NMeFOSAA_2	570.0 / 512.0	3.58	2335.974119	2500.00	93.44
NEtFOSAA_1	584.0 / 419.0	3.74	2340.626456	2500.00	93.63
NEtFOSAA_2	584.0 / 483.0	3.74	2531.065112	2500.00	101.24

Sample Name	KB36 ICC	**Injection Vial**	10
Sample ID	ICC	**Injection Volume**	10.00
Sample Type	Quality Control	**Instrument Name**	QTRAP 5500
Acquisition Date	2018-10-02T21:56:17	**Data File**	18-0567.wiff
Acquisition Method	5-0369.dam	**Result Table**	18-0567_SIS
Sample Comment			

Results Summary

Analyte	MRM Transition	RT	Conc. (ng/L)	Target Conc. (ng/L)	Recovery (%)
13C2-PFDoA	615.0 / 570.0	4.01	238.289349	250.00	95.32
d3-MeFOSAA	573.0 / 419.0	3.56	248.160940	250.00	99.26
d5-EtFOSAA	589.0 / 419.0	3.72	262.442849	250.00	104.98
13C5-PFHxA	318.0 / 273.0	1.83	261.385543	250.00	104.55
13C4-PFHpA	367.0 / 322.0	2.24	259.284727	250.00	103.71
13C8-PFOA	421.0 / 376.0	2.65	264.560193	250.00	105.82
13C9-PFNA	472.0 / 427.0	3.04	278.983309	250.00	111.59
13C6-PFDA	519.0 / 474.0	3.40	260.220892	250.00	104.09
13C7-PFUnA	570.0 / 525.0	3.72	237.393054	250.00	94.96
13C2-PFTeDA	715.0 / 670.0	4.47	228.395541	250.00	91.36
13C3-PFBS	302.0 / 99.0	1.51	230.753066	232.25	99.36
13C3-PFHxS	402.0 / 99.0	2.27	230.155771	236.50	97.32
13C8-PFOS	507.0 / 99.0	3.04	241.253639	239.25	100.84

Sample Name	KB85 CCV	**Injection Vial**	5
Sample ID	CCV	**Injection Volume**	10.00
Sample Type	Quality Control	**Instrument Name**	QTRAP 5500
Acquisition Date	2018-10-02T22:50:36	**Data File**	18-0567.wiff
Acquisition Method	5-0369.dam	**Result Table**	18-0567_SIS
Sample Comment			

Results Summary

Analyte	MRM Transition	RT	Conc. (ng/L)	Target Conc. (ng/L)	Recovery (%)
13C2-PFDoA	615.0 / 570.0	4.01	275.625337	250.00	110.25
d3-MeFOSAA	573.0 / 419.0	3.56	252.045424	250.00	100.82
d5-EtFOSAA	589.0 / 419.0	3.72	268.790132	250.00	107.52
13C5-PFHxA	318.0 / 273.0	1.83	252.501904	250.00	101.00
13C4-PFHpA	367.0 / 322.0	2.24	252.217119	250.00	100.89
13C8-PFOA	421.0 / 376.0	2.65	264.875950	250.00	105.95
13C9-PFNA	472.0 / 427.0	3.04	258.386541	250.00	103.35
13C6-PFDA	519.0 / 474.0	3.40	293.308424	250.00	117.32
13C7-PFUnA	570.0 / 525.0	3.72	290.708723	250.00	116.28
13C2-PFTeDA	715.0 / 670.0	4.47	267.984899	250.00	107.19
13C3-PFBS	302.0 / 99.0	1.51	218.978528	232.25	94.29
13C3-PFHxS	402.0 / 99.0	2.27	213.577548	236.50	90.31
13C8-PFOS	507.0 / 99.0	3.04	246.118545	239.25	102.87

Sample Name	KB85 CCV	**Injection Vial**	24
Sample ID	CCV	**Injection Volume**	10.00
Sample Type	Quality Control	**Instrument Name**	QTRAP 5500
Acquisition Date	2018-10-03T00:39:17	**Data File**	18-0567.wiff
Acquisition Method	5-0369.dam	**Result Table**	18-0567_SIS
Sample Comment			

Results Summary

Analyte	MRM Transition	RT	Conc. (ng/L)	Target Conc. (ng/L)	Recovery (%)
13C2-PFDoA	615.0 / 570.0	4.00	265.594591	250.00	106.24
d3-MeFOSAA	573.0 / 419.0	3.56	243.774765	250.00	97.51
d5-EtFOSAA	589.0 / 419.0	3.72	259.412388	250.00	103.76
13C5-PFHxA	318.0 / 273.0	1.84	265.392318	250.00	106.16
13C4-PFHpA	367.0 / 322.0	2.25	262.965838	250.00	105.19
13C8-PFOA	421.0 / 376.0	2.66	272.988597	250.00	109.20
13C9-PFNA	472.0 / 427.0	3.04	262.546110	250.00	105.02
13C6-PFDA	519.0 / 474.0	3.40	269.132284	250.00	107.65
13C7-PFUnA	570.0 / 525.0	3.72	272.192251	250.00	108.88
13C2-PFTeDA	715.0 / 670.0	4.47	244.132340	250.00	97.65
13C3-PFBS	302.0 / 99.0	1.52	244.093518	232.25	105.10
13C3-PFHxS	402.0 / 99.0	2.27	247.743038	236.50	104.75
13C8-PFOS	507.0 / 99.0	3.04	266.392575	239.25	111.34

Sample Name	KB69 CCV	**Injection Vial**	36
Sample ID	CCV	**Injection Volume**	10.00
Sample Type	Quality Control	**Instrument Name**	QTRAP 5500
Acquisition Date	2018-10-03T02:49:38	**Data File**	18-0567.wiff
Acquisition Method	5-0369.dam	**Result Table**	18-0567_SIS
Sample Comment			

Results Summary

Analyte	MRM Transition	RT	Conc. (ng/L)	Target Conc. (ng/L)	Recovery (%)
13C2-PFDoA	615.0 / 570.0	4.01	257.228639	250.00	102.89
d3-MeFOSAA	573.0 / 419.0	3.56	257.243208	250.00	102.90
d5-EtFOSAA	589.0 / 419.0	3.72	228.456824	250.00	91.38
13C5-PFHxA	318.0 / 273.0	1.84	256.371884	250.00	102.55
13C4-PFHpA	367.0 / 322.0	2.24	250.134646	250.00	100.05
13C8-PFOA	421.0 / 376.0	2.65	277.563220	250.00	111.03
13C9-PFNA	472.0 / 427.0	3.04	255.695951	250.00	102.28
13C6-PFDA	519.0 / 474.0	3.40	245.856567	250.00	98.34
13C7-PFUnA	570.0 / 525.0	3.72	248.369463	250.00	99.35
13C2-PFTeDA	715.0 / 670.0	4.47	237.051056	250.00	94.82
13C3-PFBS	302.0 / 99.0	1.51	232.661392	232.25	100.18
13C3-PFHxS	402.0 / 99.0	2.27	219.566831	236.50	92.84
13C8-PFOS	507.0 / 99.0	3.04	228.424645	239.25	95.48

Sample Name	KB85 CCV	**Injection Vial**	46
Sample ID	CCV	**Injection Volume**	10.00
Sample Type	Quality Control	**Instrument Name**	QTRAP 5500
Acquisition Date	2018-10-03T04:38:18	**Data File**	18-0567.wiff
Acquisition Method	5-0369.dam	**Result Table**	18-0567_SIS
Sample Comment			

Results Summary

Analyte	MRM Transition	RT	Conc. (ng/L)	Target Conc. (ng/L)	Recovery (%)
13C2-PFDoA	615.0 / 570.0	4.01	251.773235	250.00	100.71
d3-MeFOSAA	573.0 / 419.0	3.57	226.170640	250.00	90.47
d5-EtFOSAA	589.0 / 419.0	3.72	301.773531	250.00	120.71
13C5-PFHxA	318.0 / 273.0	1.84	234.259440	250.00	93.70
13C4-PFHpA	367.0 / 322.0	2.25	255.138983	250.00	102.06
13C8-PFOA	421.0 / 376.0	2.66	264.995617	250.00	106.00
13C9-PFNA	472.0 / 427.0	3.05	248.400654	250.00	99.36
13C6-PFDA	519.0 / 474.0	3.40	272.114803	250.00	108.85
13C7-PFUnA	570.0 / 525.0	3.72	262.649554	250.00	105.06
13C2-PFTeDA	715.0 / 670.0	4.47	245.574728	250.00	98.23
13C3-PFBS	302.0 / 99.0	1.52	250.789332	232.25	107.98
13C3-PFHxS	402.0 / 99.0	2.27	247.365360	236.50	104.59
13C8-PFOS	507.0 / 99.0	3.05	256.925206	239.25	107.39

QC Summary Report

Sample Name	KB69 CCV	**Injection Vial**	4
Sample ID	CCV	**Injection Volume**	10.00
Sample Type	Quality Control	**Instrument Name**	QTRAP 5500
Acquisition Date	2018-10-03T06:59:38	**Data File**	18-0567.wiff
Acquisition Method	5-0369.dam	**Result Table**	18-0567_SIS
Sample Comment			

Results Summary

Analyte	MRM Transition	RT	Conc. (ng/L)	Target Conc. (ng/L)	Recovery (%)
13C2-PFDoA	615.0 / 570.0	4.00	233.137936	250.00	93.26
d3-MeFOSAA	573.0 / 419.0	3.56	286.312098	250.00	114.52
d5-EtFOSAA	589.0 / 419.0	3.72	288.146647	250.00	115.26
13C5-PFHxA	318.0 / 273.0	1.84	255.770433	250.00	102.31
13C4-PFHpA	367.0 / 322.0	2.24	251.325293	250.00	100.53
13C8-PFOA	421.0 / 376.0	2.65	270.726624	250.00	108.29
13C9-PFNA	472.0 / 427.0	3.04	258.819326	250.00	103.53
13C6-PFDA	519.0 / 474.0	3.40	263.244360	250.00	105.30
13C7-PFUnA	570.0 / 525.0	3.72	239.707705	250.00	95.88
13C2-PFTeDA	715.0 / 670.0	4.46	223.884116	250.00	89.55
13C3-PFBS	302.0 / 99.0	1.52	260.650148	232.25	112.23
13C3-PFHxS	402.0 / 99.0	2.27	271.804972	236.50	114.93
13C8-PFOS	507.0 / 99.0	3.04	275.327895	239.25	115.08

Sample Name	KB85 CCV	**Injection Vial**	17
Sample ID	CCV	**Injection Volume**	10.00
Sample Type	Quality Control	**Instrument Name**	QTRAP 5500
Acquisition Date	2018-10-03T09:21:11	**Data File**	18-0567.wiff
Acquisition Method	5-0369.dam	**Result Table**	18-0567_SIS
Sample Comment			

Results Summary

Analyte	MRM Transition	RT	Conc. (ng/L)	Target Conc. (ng/L)	Recovery (%)
13C2-PFDoA	615.0 / 570.0	4.00	272.211947	250.00	108.88
d3-MeFOSAA	573.0 / 419.0	3.55	257.935378	250.00	103.17
d5-EtFOSAA	589.0 / 419.0	3.71	271.376935	250.00	108.55
13C5-PFHxA	318.0 / 273.0	1.83	260.100324	250.00	104.04
13C4-PFHpA	367.0 / 322.0	2.24	248.210819	250.00	99.28
13C8-PFOA	421.0 / 376.0	2.65	277.365259	250.00	110.95
13C9-PFNA	472.0 / 427.0	3.04	263.321675	250.00	105.33
13C6-PFDA	519.0 / 474.0	3.39	282.201398	250.00	112.88
13C7-PFUnA	570.0 / 525.0	3.71	278.965373	250.00	111.59
13C2-PFTeDA	715.0 / 670.0	4.46	256.787708	250.00	102.72
13C3-PFBS	302.0 / 99.0	1.51	228.859502	232.25	98.54
13C3-PFHxS	402.0 / 99.0	2.26	245.135303	236.50	103.65
13C8-PFOS	507.0 / 99.0	3.04	283.429086	239.25	118.47

Sample Name	KB69 CCV	**Injection Vial**	21
Sample ID	CCV	**Injection Volume**	10.00
Sample Type	Quality Control	**Instrument Name**	QTRAP 5500
Acquisition Date	2018-10-03T10:48:13	**Data File**	18-0567.wiff
Acquisition Method	5-0369.dam	**Result Table**	18-0567_SIS
Sample Comment			

Results Summary

Analyte	MRM Transition	RT	Conc. (ng/L)	Target Conc. (ng/L)	Recovery (%)
13C2-PFDoA	615.0 / 570.0	4.00	268.024289	250.00	107.21
d3-MeFOSAA	573.0 / 419.0	3.56	256.566673	250.00	102.63
d5-EtFOSAA	589.0 / 419.0	3.71	270.581316	250.00	108.23
13C5-PFHxA	318.0 / 273.0	1.83	247.928177	250.00	99.17
13C4-PFHpA	367.0 / 322.0	2.24	244.501805	250.00	97.80
13C8-PFOA	421.0 / 376.0	2.65	266.508902	250.00	106.60
13C9-PFNA	472.0 / 427.0	3.04	260.928850	250.00	104.37
13C6-PFDA	519.0 / 474.0	3.39	268.816716	250.00	107.53
13C7-PFUnA	570.0 / 525.0	3.71	267.365573	250.00	106.95
13C2-PFTeDA	715.0 / 670.0	4.46	250.004494	250.00	100.00
13C3-PFBS	302.0 / 99.0	1.51	229.063640	232.25	98.63
13C3-PFHxS	402.0 / 99.0	2.26	236.743039	236.50	100.10
13C8-PFOS	507.0 / 99.0	3.04	248.987925	239.25	104.07

Sample Name	KA88 ISC	**Injection Vial**	1
Sample ID	Instrument Sensitivity Check	**Injection Volume**	10.00
Sample Type	Quality Control	**Instrument Name**	QTRAP 5500
Acquisition Date	2018-10-03T15:57:14	**Data File**	18-0567.wiff
Acquisition Method	5-0369.dam	**Result Table**	18-0567_SIS
Sample Comment			

Results Summary

Analyte	MRM Transition	RT	Conc. (ng/L)	Target Conc. (ng/L)	Recovery (%)
13C2-PFDoA	615.0 / 570.0	4.06	254.868764	250.00	101.95
d3-MeFOSAA	573.0 / 419.0	3.61	227.832633	250.00	91.13
d5-EtFOSAA	589.0 / 419.0	3.77	208.808627	250.00	83.52
13C5-PFHxA	318.0 / 273.0	1.86	275.497402	250.00	110.20
13C4-PFHpA	367.0 / 322.0	2.28	285.811203	250.00	114.32
13C8-PFOA	421.0 / 376.0	2.69	267.263784	250.00	106.91
13C9-PFNA	472.0 / 427.0	3.09	259.116368	250.00	103.65
13C6-PFDA	519.0 / 474.0	3.45	247.417762	250.00	98.97
13C7-PFUnA	570.0 / 525.0	3.77	231.303002	250.00	92.52
13C2-PFTeDA	715.0 / 670.0	4.53	234.445590	250.00	93.78
13C3-PFBS	302.0 / 99.0	1.54	225.887993	232.25	97.26
13C3-PFHxS	402.0 / 99.0	2.30	227.592149	236.50	96.23
13C8-PFOS	507.0 / 99.0	3.08	219.270325	239.25	91.65

Sample Name	KB69 CCV	**Injection Vial**	9
Sample ID	CCV	**Injection Volume**	10.00
Sample Type	Quality Control	**Instrument Name**	QTRAP 5500
Acquisition Date	2018-10-03T17:24:13	**Data File**	18-0567.wiff
Acquisition Method	5-0369.dam	**Result Table**	18-0567_SIS
Sample Comment			

Results Summary

Analyte	MRM Transition	RT	Conc. (ng/L)	Target Conc. (ng/L)	Recovery (%)
13C2-PFDoA	615.0 / 570.0	4.02	268.199087	250.00	107.28
d3-MeFOSAA	573.0 / 419.0	3.57	261.658619	250.00	104.66
d5-EtFOSAA	589.0 / 419.0	3.73	217.385191	250.00	86.95
13C5-PFHxA	318.0 / 273.0	1.84	295.286975	250.00	118.11
13C4-PFHpA	367.0 / 322.0	2.25	283.405722	250.00	113.36
13C8-PFOA	421.0 / 376.0	2.67	267.922290	250.00	107.17
13C9-PFNA	472.0 / 427.0	3.06	239.515574	250.00	95.81
13C6-PFDA	519.0 / 474.0	3.41	291.231028	250.00	116.49
13C7-PFUnA	570.0 / 525.0	3.73	260.049500	250.00	104.02
13C2-PFTeDA	715.0 / 670.0	4.49	281.832341	250.00	112.73
13C3-PFBS	302.0 / 99.0	1.52	261.186136	232.25	112.46
13C3-PFHxS	402.0 / 99.0	2.28	251.624299	236.50	106.40
13C8-PFOS	507.0 / 99.0	3.06	243.340632	239.25	101.71

BATTELLE

Summary Quant Report

Sample Name	KB36 ICC	**Injection Vial**	10
Sample ID	ICC	**Injection Volume**	10.00
Sample Type	Quality Control	**Instrument Name**	QTRAP 5500
Acquisition Date	2018-10-02T21:56:17	**Data File**	18-0567.wiff
Acquisition Method	5-0369.dam	**Result Table**	18-0567_BASE
Sample Comment			

Results Summary

Analyte	MRM Transition	RT	Area	Conc. (ng/L)	Signal/Noise Ratio	Modified
PFBS_1	298.9 / 80.0	1.53	339698.04	943.217052	443.2	false
PFBS_2	298.9 / 99.0	1.53	102643.78	940.827813	309.2	false
PFHxA_1	313.0 / 269.0	1.85	257817.55	981.190263	37.7	false
PFHxA_2	313.0 / 119.0	1.84	17886.64	898.721556	27.9	false
PFHpA_1	363.0 / 319.0	2.25	241042.43	969.971052	97.1	false
PFHpA_2	363.0 / 169.0	2.25	4608.35	898.209351	86.8	false
PFHxS_1	399.0 / 80.0	2.28	391842.57	1078.568246	215.6	false
PFHxS_2	399.0 / 99.0	2.28	115640.98	1107.980285	301.3	false
PFOA_1	413.0 / 369.0	2.66	371750.16	960.425221	298.6	false
PFOA_2	413.0 / 169.0	2.66	22941.58	952.137082	200.0	false
PFNA_1	463.0 / 419.0	3.06	361493.04	945.313778	295.5	false
PFNA_2	463.0 / 219.0	3.06	121029.69	1010.303434	279.4	false
PFOS_1	499.0 / 80.0	3.06	581992.66	976.719387	228.9	false
PFOS_2	499.0 / 99.0	3.06	99114.66	947.874070	344.3	false
PFDA_1	513.0 / 469.0	3.41	433116.52	1005.163803	440.1	false
PFDA_2	513.0 / 219.0	3.42	17276.37	908.930885	228.2	false
PFUnA_1	563.0 / 519.0	3.74	440046.53	1082.119027	282.8	false
PFUnA_2	563.0 / 269.0	3.74	22389.42	1096.476169	222.6	false
PFDoA_1	613.0 / 569.0	4.02	374924.23	1070.389815	383.4	false
PFDoA_2	613.0 / 319.0	4.02	59980.42	1064.577516	304.7	false
PFTrDA_1	663.0 / 619.0	4.26	340282.15	1171.293378	544.7	false
PFTrDA_2	663.0 / 169.0	4.26	21476.02	1141.191691	317.8	false
PFTeDA_1	713.0 / 669.0	4.48	341171.35	1084.306311	1013.9	false
PFTeDA_2	713.0 / 169.0	4.47	15667.64	1027.637802	674.0	false
NMeFOSAA_1	570.0 / 419.0	3.57	64269.39	1028.552195	1140.8	false
NMeFOSAA_2	570.0 / 512.0	3.57	33760.41	996.595754	470.7	false
NEtFOSAA_1	584.0 / 419.0	3.73	67951.53	929.602169	450.0	false
NEtFOSAA_2	584.0 / 483.0	3.73	4316.73	907.711593	225.8	false

BATTELLE

Summary Quant Report

Sample Name	KB85 CCV	**Injection Vial**	5
Sample ID	CCV	**Injection Volume**	10.00
Sample Type	Quality Control	**Instrument Name**	QTRAP 5500
Acquisition Date	2018-10-02T22:50:36	**Data File**	18-0567.wiff
Acquisition Method	5-0369.dam	**Result Table**	18-0567_BASE
Sample Comment			

Results Summary

Analyte	MRM Transition	RT	Area	Conc. (ng/L)	Signal/Noise Ratio	Modified
PFBS_1	298.9 / 80.0	1.53	371351.33	959.859531	425.1	false
PFBS_2	298.9 / 99.0	1.53	107633.82	918.042200	348.7	false
PFHxA_1	313.0 / 269.0	1.85	288681.26	974.655422	39.8	false
PFHxA_2	313.0 / 119.0	1.85	21445.95	958.992926	29.6	false
PFHpA_1	363.0 / 319.0	2.25	267451.24	948.195416	95.4	false
PFHpA_2	363.0 / 169.0	2.25	4997.17	858.309467	89.0	false
PFHxS_1	399.0 / 80.0	2.28	415833.61	1057.846530	208.0	false
PFHxS_2	399.0 / 99.0	2.28	122566.23	1085.409036	332.3	false
PFOA_1	413.0 / 369.0	2.66	423067.03	935.528742	307.2	false
PFOA_2	413.0 / 169.0	2.66	25588.19	909.263218	230.0	false
PFNA_1	463.0 / 419.0	3.06	391727.11	947.993787	362.1	false
PFNA_2	463.0 / 219.0	3.06	125163.66	965.382963	338.2	false
PFOS_1	499.0 / 80.0	3.06	597262.30	889.813620	201.1	false
PFOS_2	499.0 / 99.0	3.06	111431.59	948.345055	452.7	false
PFDA_1	513.0 / 469.0	3.41	473178.55	970.543840	424.9	false
PFDA_2	513.0 / 219.0	3.41	19029.09	884.503081	181.0	false
PFUnA_1	563.0 / 519.0	3.74	463095.69	927.792608	314.2	false
PFUnA_2	563.0 / 269.0	3.74	26620.99	1061.254446	272.1	false
PFDoA_1	613.0 / 569.0	4.02	411291.00	1010.192381	382.4	false
PFDoA_2	613.0 / 319.0	4.02	61832.31	941.591230	349.3	false
PFTrDA_1	663.0 / 619.0	4.26	362514.32	1055.747612	550.1	false
PFTrDA_2	663.0 / 169.0	4.26	23934.62	1076.934504	346.9	false
PFTeDA_1	713.0 / 669.0	4.48	384457.13	1036.901882	1035.0	false
PFTeDA_2	713.0 / 169.0	4.48	18450.31	1027.933210	630.4	false
NMeFOSAA_1	570.0 / 419.0	3.57	66380.07	898.143634	489.0	false
NMeFOSAA_2	570.0 / 512.0	3.57	39411.42	987.234588	469.4	false
NEtFOSAA_1	584.0 / 419.0	3.73	72068.18	873.710066	609.7	false
NEtFOSAA_2	584.0 / 483.0	3.73	4374.27	812.685201	145.2	false

BATTELLE

Summary Quant Report

Sample Name	KB85 CCV	**Injection Vial**	24
Sample ID	CCV	**Injection Volume**	10.00
Sample Type	Quality Control	**Instrument Name**	QTRAP 5500
Acquisition Date	2018-10-03T00:39:17	**Data File**	18-0567.wiff
Acquisition Method	5-0369.dam	**Result Table**	18-0567_BASE
Sample Comment			

Results Summary

Analyte	MRM Transition	RT	Area	Conc. (ng/L)	Signal/Noise Ratio	Modified
PFBS_1	298.9 / 80.0	1.53	322550.50	935.050594	430.3	false
PFBS_2	298.9 / 99.0	1.53	98808.50	945.568444	354.0	false
PFHxA_1	313.0 / 269.0	1.85	256164.81	1002.894408	42.5	false
PFHxA_2	313.0 / 119.0	1.85	19416.78	1008.744560	29.2	false
PFHpA_1	363.0 / 319.0	2.26	235966.43	977.646059	93.7	false
PFHpA_2	363.0 / 169.0	2.26	5916.27	1186.204001	90.4	false
PFHxS_1	399.0 / 80.0	2.28	379494.62	1035.923734	326.0	false
PFHxS_2	399.0 / 99.0	2.28	106774.01	1014.583932	679.1	false
PFOA_1	413.0 / 369.0	2.67	363104.24	949.241526	330.7	false
PFOA_2	413.0 / 169.0	2.67	23569.43	989.739496	211.3	false
PFNA_1	463.0 / 419.0	3.06	344836.50	1001.687787	328.1	false
PFNA_2	463.0 / 219.0	3.06	103728.51	959.075490	342.6	false
PFOS_1	499.0 / 80.0	3.06	689154.48	1215.725070	257.1	false
PFOS_2	499.0 / 99.0	3.06	127499.88	1283.037568	413.0	false
PFDA_1	513.0 / 469.0	3.41	395468.23	977.040938	424.5	false
PFDA_2	513.0 / 219.0	3.41	18880.92	1062.418375	216.3	false
PFUnA_1	563.0 / 519.0	3.73	396558.49	937.669726	287.0	false
PFUnA_2	563.0 / 269.0	3.73	23874.69	1122.994616	203.1	false
PFDoA_1	613.0 / 569.0	4.01	349776.89	984.577891	343.4	false
PFDoA_2	613.0 / 319.0	4.01	56323.97	985.284973	315.7	false
PFTrDA_1	663.0 / 619.0	4.26	315810.43	1118.220477	631.7	false
PFTrDA_2	663.0 / 169.0	4.25	19878.69	1085.525666	351.2	false
PFTeDA_1	713.0 / 669.0	4.47	321835.36	1053.337667	1214.3	false
PFTeDA_2	713.0 / 169.0	4.47	15772.85	1068.149674	550.7	false
NMeFOSAA_1	570.0 / 419.0	3.57	59743.43	1067.066589	552.3	false
NMeFOSAA_2	570.0 / 512.0	3.57	32846.02	1085.965086	355.1	false
NEtFOSAA_1	584.0 / 419.0	3.73	58954.18	914.558192	543.3	false
NEtFOSAA_2	584.0 / 483.0	3.72	4119.01	982.222896	139.8	false

BATTELLE

Summary Quant Report

Sample Name	KB69 CCV	**Injection Vial**	36
Sample ID	CCV	**Injection Volume**	10.00
Sample Type	Quality Control	**Instrument Name**	QTRAP 5500
Acquisition Date	2018-10-03T02:49:38	**Data File**	18-0567.wiff
Acquisition Method	5-0369.dam	**Result Table**	18-0567_BASE
Sample Comment			

Results Summary

Analyte	MRM Transition	RT	Area	Conc. (ng/L)	Signal/Noise Ratio	Modified
PFBS_1	298.9 / 80.0	1.53	850175.51	2307.536427	729.5	false
PFBS_2	298.9 / 99.0	1.53	260383.19	2388.707195	613.3	false
PFHxA_1	313.0 / 269.0	1.85	665964.49	2516.057583	67.7	false
PFHxA_2	313.0 / 119.0	1.85	49776.49	2543.995359	56.7	false
PFHpA_1	363.0 / 319.0	2.25	603674.73	2436.329115	149.0	false
PFHpA_2	363.0 / 169.0	2.25	13309.27	2591.337330	117.9	false
PFHxS_1	399.0 / 80.0	2.28	921075.40	2585.510027	369.8	false
PFHxS_2	399.0 / 99.0	2.28	277800.93	2707.587940	524.9	false
PFOA_1	413.0 / 369.0	2.66	941925.55	2247.078694	434.5	false
PFOA_2	413.0 / 169.0	2.66	55372.92	2111.386235	346.3	false
PFNA_1	463.0 / 419.0	3.06	873696.63	2437.898005	530.1	false
PFNA_2	463.0 / 219.0	3.06	285408.66	2561.592682	516.7	false
PFOS_1	499.0 / 80.0	3.06	1405888.94	2593.398411	314.1	false
PFOS_2	499.0 / 99.0	3.06	247717.70	2601.020068	655.6	false
PFDA_1	513.0 / 469.0	3.41	1062594.27	2663.991493	618.2	false
PFDA_2	513.0 / 219.0	3.41	41096.18	2359.868763	322.7	false
PFUnA_1	563.0 / 519.0	3.74	1033104.01	2449.821499	473.2	false
PFUnA_2	563.0 / 269.0	3.73	47460.23	2242.120768	351.4	false
PFDoA_1	613.0 / 569.0	4.02	893165.18	2426.663561	588.5	false
PFDoA_2	613.0 / 319.0	4.01	149689.03	2539.890563	488.5	false
PFTrDA_1	663.0 / 619.0	4.26	821390.65	2817.248816	878.0	false
PFTrDA_2	663.0 / 169.0	4.26	54342.82	2909.764120	513.4	false
PFTeDA_1	713.0 / 669.0	4.47	844729.18	2650.994820	1710.0	false
PFTeDA_2	713.0 / 169.0	4.47	41328.75	2734.121033	914.0	false
NMeFOSAA_1	570.0 / 419.0	3.57	154004.33	2376.238361	641.3	false
NMeFOSAA_2	570.0 / 512.0	3.57	84548.54	2447.573509	777.5	false
NEtFOSAA_1	584.0 / 419.0	3.73	156150.02	2384.685459	661.6	false
NEtFOSAA_2	584.0 / 483.0	3.73	11733.80	2824.031962	414.7	false

BATTELLE

Summary Quant Report

Sample Name	KB85 CCV	**Injection Vial**	46
Sample ID	CCV	**Injection Volume**	10.00
Sample Type	Quality Control	**Instrument Name**	QTRAP 5500
Acquisition Date	2018-10-03T04:38:18	**Data File**	18-0567.wiff
Acquisition Method	5-0369.dam	**Result Table**	18-0567_BASE
Sample Comment			

Results Summary

Analyte	MRM Transition	RT	Area	Conc. (ng/L)	Signal/Noise Ratio	Modified
PFBS_1	298.9 / 80.0	1.54	321910.20	873.851124	374.3	false
PFBS_2	298.9 / 99.0	1.54	94948.51	847.549754	314.7	false
PFHxA_1	313.0 / 269.0	1.85	261893.04	1065.509521	39.1	false
PFHxA_2	313.0 / 119.0	1.85	20665.88	1119.774311	32.2	false
PFHpA_1	363.0 / 319.0	2.26	242191.29	947.886314	89.3	false
PFHpA_2	363.0 / 169.0	2.25	4080.70	774.063931	81.1	false
PFHxS_1	399.0 / 80.0	2.28	379303.34	1000.561690	252.8	false
PFHxS_2	399.0 / 99.0	2.28	112511.22	1033.452273	438.2	false
PFOA_1	413.0 / 369.0	2.67	376878.72	930.223976	294.1	false
PFOA_2	413.0 / 169.0	2.67	23761.86	942.366165	262.0	false
PFNA_1	463.0 / 419.0	3.06	349764.16	983.964892	310.2	false
PFNA_2	463.0 / 219.0	3.06	108514.99	972.486870	273.7	false
PFOS_1	499.0 / 80.0	3.06	564636.56	976.953990	189.6	false
PFOS_2	499.0 / 99.0	3.06	100076.50	987.627201	445.1	false
PFDA_1	513.0 / 469.0	3.42	423258.75	979.911203	495.7	false
PFDA_2	513.0 / 219.0	3.42	17969.94	944.502795	147.1	false
PFUnA_1	563.0 / 519.0	3.74	394860.36	916.865674	270.8	false
PFUnA_2	563.0 / 269.0	3.73	21515.51	994.434165	204.3	false
PFDoA_1	613.0 / 569.0	4.02	349201.37	982.349354	348.4	false
PFDoA_2	613.0 / 319.0	4.02	60262.77	1056.091437	326.8	false
PFTrDA_1	663.0 / 619.0	4.26	324101.13	1079.404156	544.4	false
PFTrDA_2	663.0 / 169.0	4.26	21366.84	1099.747406	329.8	false
PFTeDA_1	713.0 / 669.0	4.48	328063.59	1010.398593	994.7	false
PFTeDA_2	713.0 / 169.0	4.47	15945.24	1014.319459	563.5	false
NMeFOSAA_1	570.0 / 419.0	3.57	58408.77	1085.482078	454.0	false
NMeFOSAA_2	570.0 / 512.0	3.57	34951.75	1208.100057	367.8	false
NEtFOSAA_1	584.0 / 419.0	3.73	59795.09	759.044976	723.5	false
NEtFOSAA_2	584.0 / 483.0	3.73	4486.03	868.601113	168.9	false

BATTELLE

Summary Quant Report

Sample Name	KB69 CCV	**Injection Vial**	4
Sample ID	CCV	**Injection Volume**	10.00
Sample Type	Quality Control	**Instrument Name**	QTRAP 5500
Acquisition Date	2018-10-03T06:59:38	**Data File**	18-0567.wiff
Acquisition Method	5-0369.dam	**Result Table**	18-0567_BASE
Sample Comment			

Results Summary

Analyte	MRM Transition	RT	Area	Conc. (ng/L)	Signal/Noise Ratio	Modified
PFBS_1	298.9 / 80.0	1.54	834689.47	2259.942157	727.3	false
PFBS_2	298.9 / 99.0	1.53	252451.48	2309.179691	596.5	false
PFHxA_1	313.0 / 269.0	1.85	661686.13	2548.674614	62.1	false
PFHxA_2	313.0 / 119.0	1.85	48284.72	2515.226286	59.3	false
PFHpA_1	363.0 / 319.0	2.26	602815.60	2462.660114	151.1	false
PFHpA_2	363.0 / 169.0	2.25	15807.68	3114.794103	145.7	false
PFHxS_1	399.0 / 80.0	2.28	988138.36	2499.310070	386.2	false
PFHxS_2	399.0 / 99.0	2.28	280349.48	2462.041057	612.4	false
PFOA_1	413.0 / 369.0	2.66	942651.04	2345.134869	410.6	false
PFOA_2	413.0 / 169.0	2.66	59090.61	2349.025294	408.3	false
PFNA_1	463.0 / 419.0	3.06	887697.90	2489.213464	462.5	false
PFNA_2	463.0 / 219.0	3.06	289171.67	2608.390308	670.6	false
PFOS_1	499.0 / 80.0	3.06	1450965.71	2452.174771	314.7	false
PFOS_2	499.0 / 99.0	3.06	261723.41	2518.398617	742.4	false
PFDA_1	513.0 / 469.0	3.41	1043152.56	2309.507484	654.1	false
PFDA_2	513.0 / 219.0	3.41	44368.97	2250.370605	391.6	false
PFUnA_1	563.0 / 519.0	3.73	1015732.27	2361.792554	394.7	false
PFUnA_2	563.0 / 269.0	3.73	49212.77	2279.361654	334.5	false
PFDoA_1	613.0 / 569.0	4.01	930007.73	2640.522508	486.2	false
PFDoA_2	613.0 / 319.0	4.01	151351.37	2683.196399	455.9	false
PFTrDA_1	663.0 / 619.0	4.26	819108.19	2814.755470	792.5	false
PFTrDA_2	663.0 / 169.0	4.25	51804.93	2776.337442	437.7	false
PFTeDA_1	713.0 / 669.0	4.47	829715.29	2608.495780	1396.1	false
PFTeDA_2	713.0 / 169.0	4.47	39497.20	2615.523229	736.6	false
NMeFOSAA_1	570.0 / 419.0	3.56	146802.03	2256.831772	746.6	false
NMeFOSAA_2	570.0 / 512.0	3.56	84030.18	2424.784511	849.7	false
NEtFOSAA_1	584.0 / 419.0	3.73	163211.65	2214.711596	703.9	false
NEtFOSAA_2	584.0 / 483.0	3.72	9891.70	2111.515249	519.0	false

BATTELLE

Summary Quant Report

Sample Name	KB85 CCV	**Injection Vial**	17
Sample ID	CCV	**Injection Volume**	10.00
Sample Type	Quality Control	**Instrument Name**	QTRAP 5500
Acquisition Date	2018-10-03T09:21:11	**Data File**	18-0567.wiff
Acquisition Method	5-0369.dam	**Result Table**	18-0567_BASE
Sample Comment			

Results Summary

Analyte	MRM Transition	RT	Area	Conc. (ng/L)	Signal/Noise Ratio	Modified
PFBS_1	298.9 / 80.0	1.53	347413.85	990.323132	500.6	false
PFBS_2	298.9 / 99.0	1.53	105623.39	995.963042	316.4	false
PFHxA_1	313.0 / 269.0	1.85	295489.41	1083.561109	36.0	false
PFHxA_2	313.0 / 119.0	1.85	22257.50	1085.417620	33.6	false
PFHpA_1	363.0 / 319.0	2.25	249591.93	1004.819568	100.6	false
PFHpA_2	363.0 / 169.0	2.25	4419.15	861.762919	64.3	false
PFHxS_1	399.0 / 80.0	2.27	451764.93	1169.635491	212.1	false
PFHxS_2	399.0 / 99.0	2.27	129608.12	1167.551903	316.2	false
PFOA_1	413.0 / 369.0	2.66	465124.95	1098.319996	246.7	false
PFOA_2	413.0 / 169.0	2.66	28920.68	1095.802599	193.4	false
PFNA_1	463.0 / 419.0	3.05	353307.99	937.218169	295.8	false
PFNA_2	463.0 / 219.0	3.05	114811.25	971.087373	295.1	false
PFOS_1	499.0 / 80.0	3.05	603325.12	907.009803	214.9	false
PFOS_2	499.0 / 99.0	3.05	109133.13	936.462982	391.0	false
PFDA_1	513.0 / 469.0	3.40	416318.29	974.018547	403.0	false
PFDA_2	513.0 / 219.0	3.40	17596.41	934.421609	201.3	false
PFUnA_1	563.0 / 519.0	3.72	407743.35	934.154441	302.2	false
PFUnA_2	563.0 / 269.0	3.72	20589.81	939.458864	148.5	false
PFDoA_1	613.0 / 569.0	4.01	385045.91	1052.005723	389.6	false
PFDoA_2	613.0 / 319.0	4.01	56094.81	949.466063	353.5	false
PFTrDA_1	663.0 / 619.0	4.25	322052.18	1074.907747	570.2	false
PFTrDA_2	663.0 / 169.0	4.25	20184.91	1037.974910	362.4	false
PFTeDA_1	713.0 / 669.0	4.47	337845.41	1043.686234	884.7	false
PFTeDA_2	713.0 / 169.0	4.47	16922.65	1082.651587	628.5	false
NMeFOSAA_1	570.0 / 419.0	3.56	62785.39	965.093711	449.6	false
NMeFOSAA_2	570.0 / 512.0	3.56	34764.51	987.032618	401.6	false
NEtFOSAA_1	584.0 / 419.0	3.72	68565.78	946.088583	832.8	false
NEtFOSAA_2	584.0 / 483.0	3.72	3650.07	773.530408	1132.8	false

BATTELLE

Summary Quant Report

Created with Analyst Reporter
Printed: 04/10/2018 8:14:33 PM

Sample Name	KB69 CCV	**Injection Vial**	21
Sample ID	CCV	**Injection Volume**	10.00
Sample Type	Quality Control	**Instrument Name**	QTRAP 5500
Acquisition Date	2018-10-03T10:48:13	**Data File**	18-0567.wiff
Acquisition Method	5-0369.dam	**Result Table**	18-0567_BASE
Sample Comment			

Results Summary

Analyte	MRM Transition	RT	Area	Conc. (ng/L)	Signal/Noise Ratio	Modified
PFBS_1	298.9 / 80.0	1.53	839282.54	2330.641294	739.1	false
PFBS_2	298.9 / 99.0	1.53	246158.86	2309.760758	514.8	false
PFHxA_1	313.0 / 269.0	1.85	664660.68	2486.217935	67.1	false
PFHxA_2	313.0 / 119.0	1.84	50015.70	2530.778530	54.6	false
PFHpA_1	363.0 / 319.0	2.25	625350.04	2472.331509	146.1	false
PFHpA_2	363.0 / 169.0	2.25	12304.69	2347.146787	120.9	false
PFHxS_1	399.0 / 80.0	2.27	992025.07	2556.620159	345.5	false
PFHxS_2	399.0 / 99.0	2.27	282311.67	2526.093348	613.9	false
PFOA_1	413.0 / 369.0	2.66	1003872.92	2388.575987	506.8	false
PFOA_2	413.0 / 169.0	2.66	64600.07	2455.837165	437.3	false
PFNA_1	463.0 / 419.0	3.05	905842.45	2371.181781	476.6	false
PFNA_2	463.0 / 219.0	3.05	285660.55	2403.653809	476.2	false
PFOS_1	499.0 / 80.0	3.05	1381392.70	2392.131008	304.4	false
PFOS_2	499.0 / 99.0	3.05	255447.61	2519.235013	613.7	false
PFDA_1	513.0 / 469.0	3.41	1060396.47	2482.287539	577.9	false
PFDA_2	513.0 / 219.0	3.41	45119.98	2420.790195	347.5	false
PFUnA_1	563.0 / 519.0	3.73	1015236.35	2284.474294	457.3	false
PFUnA_2	563.0 / 269.0	3.73	53482.27	2396.609913	317.7	false
PFDoA_1	613.0 / 569.0	4.01	952972.28	2539.074354	454.5	false
PFDoA_2	613.0 / 319.0	4.01	141693.95	2353.925451	395.9	false
PFTrDA_1	663.0 / 619.0	4.26	845102.27	2806.746493	809.0	false
PFTrDA_2	663.0 / 169.0	4.25	53380.45	2764.752818	514.3	false
PFTeDA_1	713.0 / 669.0	4.47	847065.42	2573.597372	1372.7	false
PFTeDA_2	713.0 / 169.0	4.47	40445.46	2588.076086	767.6	false
NMeFOSAA_1	570.0 / 419.0	3.56	158419.93	2454.501574	753.2	false
NMeFOSAA_2	570.0 / 512.0	3.56	84154.79	2445.218955	543.8	false
NEtFOSAA_1	584.0 / 419.0	3.72	162357.16	2157.717161	765.1	false
NEtFOSAA_2	584.0 / 483.0	3.73	9280.26	1938.903674	529.0	false

BATTELLE

Summary Quant Report

Sample Name	KA88 ISC	**Injection Vial**	1
Sample ID	Instrument Sensitivity Check	**Injection Volume**	10.00
Sample Type	Quality Control	**Instrument Name**	QTRAP 5500
Acquisition Date	2018-10-03T15:57:14	**Data File**	18-0567.wiff
Acquisition Method	5-0369.dam	**Result Table**	18-0567_BASE
Sample Comment			

Results Summary

Analyte	MRM Transition	RT	Area	Conc. (ng/L)	Signal/Noise Ratio	Modified
PFBS_1	298.9 / 80.0	1.55	201750.13	489.436186	220.1	false
PFBS_2	298.9 / 99.0	1.55	59509.14	458.243627	185.5	false
PFHxA_1	313.0 / 269.0	1.88	155887.48	483.909337	17.5	false
PFHxA_2	313.0 / 119.0	1.88	11314.72	447.754668	16.5	false
PFHpA_1	363.0 / 319.0	2.29	148611.05	471.289869	69.1	false
PFHpA_2	363.0 / 169.0	2.29	3585.92	553.640124	59.9	false
PFHxS_1	399.0 / 80.0	2.31	207646.85	471.437606	136.6	false
PFHxS_2	399.0 / 99.0	2.31	61966.15	492.473158	195.4	false
PFOA_1	413.0 / 369.0	2.70	191308.57	423.491987	190.4	false
PFOA_2	413.0 / 169.0	2.70	13142.82	472.260547	145.7	false
PFNA_1	463.0 / 419.0	3.10	187095.43	448.963072	240.5	false
PFNA_2	463.0 / 219.0	3.10	57889.09	434.468450	179.3	false
PFOS_1	499.0 / 80.0	3.10	287989.67	456.514213	113.6	false
PFOS_2	499.0 / 99.0	3.10	47413.62	428.674944	274.1	false
PFDA_1	513.0 / 469.0	3.46	204081.56	476.000730	267.6	false
PFDA_2	513.0 / 219.0	3.46	9011.31	470.324262	121.6	false
PFUnA_1	563.0 / 519.0	3.79	186406.31	459.920180	195.4	false
PFUnA_2	563.0 / 269.0	3.79	10281.46	504.536663	108.7	false
PFDoA_1	613.0 / 569.0	4.07	198193.54	497.959770	347.3	false
PFDoA_2	613.0 / 319.0	4.07	29166.55	449.053234	283.6	false
PFTrDA_1	663.0 / 619.0	4.32	168382.15	523.974864	400.2	false
PFTrDA_2	663.0 / 169.0	4.31	10699.54	503.345338	226.2	false
PFTeDA_1	713.0 / 669.0	4.53	182176.03	535.459076	694.5	false
PFTeDA_2	713.0 / 169.0	4.53	8975.91	529.695177	425.0	false
NMeFOSAA_1	570.0 / 419.0	3.61	31490.67	432.353128	235.8	false
NMeFOSAA_2	570.0 / 512.0	3.61	18170.08	448.002980	259.7	false
NEtFOSAA_1	584.0 / 419.0	3.78	30198.41	456.454541	382.7	false
NEtFOSAA_2	584.0 / 483.0	3.79	1878.00	417.773374	278.5	false

BATTELLE

Summary Quant Report

Sample Name	KB69 CCV	**Injection Vial**	9
Sample ID	CCV	**Injection Volume**	10.00
Sample Type	Quality Control	**Instrument Name**	QTRAP 5500
Acquisition Date	2018-10-03T17:24:13	**Data File**	18-0567.wiff
Acquisition Method	5-0369.dam	**Result Table**	18-0567_BASE
Sample Comment			

Results Summary

Analyte	MRM Transition	RT	Area	Conc. (ng/L)	Signal/Noise Ratio	Modified
PFBS_1	298.9 / 80.0	1.54	1034651.96	2297.109559	675.6	false
PFBS_2	298.9 / 99.0	1.54	312744.93	2346.375129	636.2	false
PFHxA_1	313.0 / 269.0	1.86	796635.38	2345.326040	63.3	false
PFHxA_2	313.0 / 119.0	1.86	60837.78	2421.631046	57.5	false
PFHpA_1	363.0 / 319.0	2.27	755630.52	2416.650343	146.9	false
PFHpA_2	363.0 / 169.0	2.26	15344.53	2367.823341	129.3	false
PFHxS_1	399.0 / 80.0	2.29	1061067.22	2366.945024	303.1	false
PFHxS_2	399.0 / 99.0	2.29	314708.34	2437.899848	531.3	false
PFOA_1	413.0 / 369.0	2.68	1014695.76	2251.658623	529.3	false
PFOA_2	413.0 / 169.0	2.67	68871.29	2442.133421	469.3	false
PFNA_1	463.0 / 419.0	3.07	939154.07	2512.426674	523.7	false
PFNA_2	463.0 / 219.0	3.07	293263.97	2522.394526	438.3	false
PFOS_1	499.0 / 80.0	3.07	1489473.16	2387.064223	272.6	false
PFOS_2	499.0 / 99.0	3.07	263952.30	2408.194557	590.3	false
PFDA_1	513.0 / 469.0	3.43	1146634.90	2494.816191	661.0	false
PFDA_2	513.0 / 219.0	3.43	47579.75	2372.069604	301.4	false
PFUnA_1	563.0 / 519.0	3.75	1057792.36	2463.627165	425.4	false
PFUnA_2	563.0 / 269.0	3.75	53545.10	2483.782598	322.2	false
PFDoA_1	613.0 / 569.0	4.03	1002254.46	2688.794354	488.8	false
PFDoA_2	613.0 / 319.0	4.03	163212.60	2734.133998	453.4	false
PFTrDA_1	663.0 / 619.0	4.28	909686.13	2696.934278	770.8	false
PFTrDA_2	663.0 / 169.0	4.28	58148.26	2688.382620	456.4	false
PFTeDA_1	713.0 / 669.0	4.49	963325.13	2614.644786	1269.7	false
PFTeDA_2	713.0 / 169.0	4.49	44841.93	2562.442817	943.4	false
NMeFOSAA_1	570.0 / 419.0	3.58	171555.44	2349.645563	983.2	false
NMeFOSAA_2	570.0 / 512.0	3.58	90995.92	2335.974119	561.7	false
NEtFOSAA_1	584.0 / 419.0	3.74	159587.51	2340.626456	574.6	false
NEtFOSAA_2	584.0 / 483.0	3.74	10956.12	2531.065112	285.8	false

BATTELLE

Summary Quant Report

Sample Name	KB36 ICC	**Injection Vial**	10
Sample ID	ICC	**Injection Volume**	10.00
Sample Type	Quality Control	**Instrument Name**	QTRAP 5500
Acquisition Date	2018-10-02T21:56:17	**Data File**	18-0567.wiff
Acquisition Method	5-0369.dam	**Result Table**	18-0567_SIS
Sample Comment			

Results Summary

Analyte	MRM Transition	RT	Area	Conc. (ng/L)	Signal/Noise Ratio	Modified
13C2-PFDoA	615.0 / 570.0	4.01	97016.25	238.289349	1190.2	false
d3-MeFOSAA	573.0 / 419.0	3.56	15320.25	248.160940	142.5	false
d5-EtFOSAA	589.0 / 419.0	3.72	17658.51	262.442849	194.8	false
13C5-PFHxA	318.0 / 273.0	1.83	67289.65	261.385543	668.0	false
13C4-PFHpA	367.0 / 322.0	2.24	73324.27	259.284727	636.6	false
13C8-PFOA	421.0 / 376.0	2.65	95528.22	264.560193	892.5	false
13C9-PFNA	472.0 / 427.0	3.04	101690.39	278.983309	985.1	false
13C6-PFDA	519.0 / 474.0	3.40	106789.15	260.220892	1822.8	false
13C7-PFUnA	570.0 / 525.0	3.72	99028.13	237.393054	826.5	false
13C2-PFTeDA	715.0 / 670.0	4.47	74022.89	228.395541	1912.9	false
13C3-PFBS	302.0 / 99.0	1.51	29314.83	230.753066	393.6	false
13C3-PFHxS	402.0 / 99.0	2.27	26582.01	230.155771	312.1	false
13C8-PFOS	507.0 / 99.0	3.04	29373.50	241.253639	216.9	false

BATTELLE

Summary Quant Report

Created with Analyst Reporter
Printed: 04/10/2018 7:45:24 PM

Sample Name	KB85 CCV	**Injection Vial**	5
Sample ID	CCV	**Injection Volume**	10.00
Sample Type	Quality Control	**Instrument Name**	QTRAP 5500
Acquisition Date	2018-10-02T22:50:36	**Data File**	18-0567.wiff
Acquisition Method	5-0369.dam	**Result Table**	18-0567_SIS
Sample Comment			

Results Summary

Analyte	MRM Transition	RT	Area	Conc. (ng/L)	Signal/Noise Ratio	Modified
13C2-PFDoA	615.0 / 570.0	4.01	112594.80	275.625337	941.0	false
d3-MeFOSAA	573.0 / 419.0	3.56	17609.56	252.045424	177.2	false
d5-EtFOSAA	589.0 / 419.0	3.72	20467.74	268.790132	203.6	false
13C5-PFHxA	318.0 / 273.0	1.83	75843.53	252.501904	641.9	false
13C4-PFHpA	367.0 / 322.0	2.24	83220.93	252.217119	674.6	false
13C8-PFOA	421.0 / 376.0	2.65	111592.99	264.875950	3030.2	false
13C9-PFNA	472.0 / 427.0	3.04	109890.15	258.386541	1017.7	false
13C6-PFDA	519.0 / 474.0	3.40	120772.71	293.308424	729.1	false
13C7-PFUnA	570.0 / 525.0	3.72	121676.85	290.708723	538.2	false
13C2-PFTeDA	715.0 / 670.0	4.47	87146.12	267.984899	1519.9	false
13C3-PFBS	302.0 / 99.0	1.51	31483.20	218.978528	526.4	false
13C3-PFHxS	402.0 / 99.0	2.27	27916.37	213.577548	239.4	false
13C8-PFOS	507.0 / 99.0	3.04	33912.79	246.118545	266.2	false

BATTELLE

Summary Quant Report

Sample Name	KB85 CCV	**Injection Vial**	24
Sample ID	CCV	**Injection Volume**	10.00
Sample Type	Quality Control	**Instrument Name**	QTRAP 5500
Acquisition Date	2018-10-03T00:39:17	**Data File**	18-0567.wiff
Acquisition Method	5-0369.dam	**Result Table**	18-0567_SIS
Sample Comment			

Results Summary

Analyte	MRM Transition	RT	Area	Conc. (ng/L)	Signal/Noise Ratio	Modified
13C2-PFDoA	615.0 / 570.0	4.00	98175.87	265.594591	1318.1	false
d3-MeFOSAA	573.0 / 419.0	3.56	13628.44	243.774765	152.2	false
d5-EtFOSAA	589.0 / 419.0	3.72	15806.48	259.412388	157.9	false
13C5-PFHxA	318.0 / 273.0	1.84	65429.83	265.392318	598.5	false
13C4-PFHpA	367.0 / 322.0	2.25	71218.18	262.965838	575.0	false
13C8-PFOA	421.0 / 376.0	2.66	94400.10	272.988597	1313.4	false
13C9-PFNA	472.0 / 427.0	3.04	91649.06	262.546110	784.4	false
13C6-PFDA	519.0 / 474.0	3.40	100275.87	269.132284	1134.7	false
13C7-PFUnA	570.0 / 525.0	3.72	103088.93	272.192251	568.3	false
13C2-PFTeDA	715.0 / 670.0	4.47	71837.20	244.132340	1505.2	false
13C3-PFBS	302.0 / 99.0	1.52	28081.56	244.093518	490.6	false
13C3-PFHxS	402.0 / 99.0	2.27	25911.50	247.743038	246.8	false
13C8-PFOS	507.0 / 99.0	3.04	29371.70	266.392575	204.7	false

BATTELLE

Summary Quant Report

Created with Analyst Reporter
Printed: 04/10/2018 7:45:32 PM

Sample Name	KB69 CCV	**Injection Vial**	36
Sample ID	CCV	**Injection Volume**	10.00
Sample Type	Quality Control	**Instrument Name**	QTRAP 5500
Acquisition Date	2018-10-03T02:49:38	**Data File**	18-0567.wiff
Acquisition Method	5-0369.dam	**Result Table**	18-0567_SIS
Sample Comment			

Results Summary

Analyte	MRM Transition	RT	Area	Conc. (ng/L)	Signal/Noise Ratio	Modified
13C2-PFDoA	615.0 / 570.0	4.01	103442.19	257.228639	1223.7	false
d3-MeFOSAA	573.0 / 419.0	3.56	15981.91	257.243208	132.5	false
d5-EtFOSAA	589.0 / 419.0	3.72	15469.48	228.456824	169.2	false
13C5-PFHxA	318.0 / 273.0	1.84	68326.09	256.371884	670.2	false
13C4-PFHpA	367.0 / 322.0	2.24	73230.86	250.134646	541.6	false
13C8-PFOA	421.0 / 376.0	2.65	103757.28	277.563220	364.3	false
13C9-PFNA	472.0 / 427.0	3.04	96488.37	255.695951	799.3	false
13C6-PFDA	519.0 / 474.0	3.40	99656.42	245.856567	1179.2	false
13C7-PFUnA	570.0 / 525.0	3.72	102335.73	248.369463	413.9	false
13C2-PFTeDA	715.0 / 670.0	4.47	75885.50	237.051056	2003.8	false
13C3-PFBS	302.0 / 99.0	1.51	29745.18	232.661392	568.6	false
13C3-PFHxS	402.0 / 99.0	2.27	25520.26	219.566831	322.7	false
13C8-PFOS	507.0 / 99.0	3.04	27988.34	228.424645	228.7	false

BATTELLE

Summary Quant Report

Created with Analyst Reporter
Printed: 04/10/2018 7:45:37 PM

Sample Name	KB85 CCV	**Injection Vial**	46
Sample ID	CCV	**Injection Volume**	10.00
Sample Type	Quality Control	**Instrument Name**	QTRAP 5500
Acquisition Date	2018-10-03T04:38:18	**Data File**	18-0567.wiff
Acquisition Method	5-0369.dam	**Result Table**	18-0567_SIS
Sample Comment			

Results Summary

Analyte	MRM Transition	RT	Area	Conc. (ng/L)	Signal/Noise Ratio	Modified
13C2-PFDoA	615.0 / 570.0	4.01	98230.43	251.773235	1041.7	false
d3-MeFOSAA	573.0 / 419.0	3.57	13155.33	226.170640	160.0	false
d5-EtFOSAA	589.0 / 419.0	3.72	19130.82	301.773531	243.1	false
13C5-PFHxA	318.0 / 273.0	1.84	63009.18	234.259440	680.9	false
13C4-PFHpA	367.0 / 322.0	2.25	75385.47	255.138983	716.2	false
13C8-PFOA	421.0 / 376.0	2.66	99973.74	264.995617	1442.8	false
13C9-PFNA	472.0 / 427.0	3.05	94600.72	248.400654	1724.3	false
13C6-PFDA	519.0 / 474.0	3.40	107012.31	272.114803	958.7	false
13C7-PFUnA	570.0 / 525.0	3.72	104993.85	262.649554	827.7	false
13C2-PFTeDA	715.0 / 670.0	4.47	76270.87	245.574728	1075.7	false
13C3-PFBS	302.0 / 99.0	1.52	30018.02	250.789332	618.6	false
13C3-PFHxS	402.0 / 99.0	2.27	26917.70	247.365360	326.1	false
13C8-PFOS	507.0 / 99.0	3.05	29472.82	256.925206	252.7	false

BATTELLE

Summary Quant Report

Created with Analyst Reporter
Printed: 04/10/2018 7:45:41 PM

Sample Name	KB69 CCV	**Injection Vial**	4
Sample ID	CCV	**Injection Volume**	10.00
Sample Type	Quality Control	**Instrument Name**	QTRAP 5500
Acquisition Date	2018-10-03T06:59:38	**Data File**	18-0567.wiff
Acquisition Method	5-0369.dam	**Result Table**	18-0567_SIS
Sample Comment			

Results Summary

Analyte	MRM Transition	RT	Area	Conc. (ng/L)	Signal/Noise Ratio	Modified
13C2-PFDoA	615.0 / 570.0	4.00	99078.65	233.137936	768.9	false
d3-MeFOSAA	573.0 / 419.0	3.56	15918.78	286.312098	138.7	false
d5-EtFOSAA	589.0 / 419.0	3.72	17461.06	288.146647	167.6	false
13C5-PFHxA	318.0 / 273.0	1.84	67022.74	255.770433	727.0	false
13C4-PFHpA	367.0 / 322.0	2.24	72345.60	251.325293	637.5	false
13C8-PFOA	421.0 / 376.0	2.65	99504.63	270.726624	1255.4	false
13C9-PFNA	472.0 / 427.0	3.04	96029.24	258.819326	60731.6	false
13C6-PFDA	519.0 / 474.0	3.40	112764.22	263.244360	1073.7	false
13C7-PFUnA	570.0 / 525.0	3.72	104375.81	239.707705	847.8	false
13C2-PFTeDA	715.0 / 670.0	4.46	75740.64	223.884116	983.6	false
13C3-PFBS	302.0 / 99.0	1.52	29821.92	260.650148	447.7	false
13C3-PFHxS	402.0 / 99.0	2.27	28272.30	271.804972	315.8	false
13C8-PFOS	507.0 / 99.0	3.04	30190.46	275.327895	215.2	false

BATTELLE

Summary Quant Report

Created with Analyst Reporter
Printed: 04/10/2018 7:45:46 PM

Sample Name	KB85 CCV	**Injection Vial**	17
Sample ID	CCV	**Injection Volume**	10.00
Sample Type	Quality Control	**Instrument Name**	QTRAP 5500
Acquisition Date	2018-10-03T09:21:11	**Data File**	18-0567.wiff
Acquisition Method	5-0369.dam	**Result Table**	18-0567_SIS
Sample Comment			

Results Summary

Analyte	MRM Transition	RT	Area	Conc. (ng/L)	Signal/Noise Ratio	Modified
13C2-PFDoA	615.0 / 570.0	4.00	101330.66	272.211947	855.2	false
d3-MeFOSAA	573.0 / 419.0	3.55	15628.74	257.935378	182.3	false
d5-EtFOSAA	589.0 / 419.0	3.71	17921.44	271.376935	192.8	false
13C5-PFHxA	318.0 / 273.0	1.83	69921.81	260.100324	614.9	false
13C4-PFHpA	367.0 / 322.0	2.24	73298.75	248.210819	694.2	false
13C8-PFOA	421.0 / 376.0	2.65	104583.78	277.365259	1359.3	false
13C9-PFNA	472.0 / 427.0	3.04	100228.99	263.321675	954.0	false
13C6-PFDA	519.0 / 474.0	3.39	105885.85	282.201398	634.1	false
13C7-PFUnA	570.0 / 525.0	3.71	106398.30	278.965373	961.6	false
13C2-PFTeDA	715.0 / 670.0	4.46	76093.31	256.787708	1447.9	false
13C3-PFBS	302.0 / 99.0	1.51	28535.77	228.859502	489.8	false
13C3-PFHxS	402.0 / 99.0	2.26	27787.70	245.135303	346.0	false
13C8-PFOS	507.0 / 99.0	3.04	33869.36	283.429086	234.2	false

BATTELLE

Summary Quant Report

Created with Analyst Reporter
Printed: 04/10/2018 7:45:54 PM

Sample Name	KB69 CCV	**Injection Vial**	21
Sample ID	CCV	**Injection Volume**	10.00
Sample Type	Quality Control	**Instrument Name**	QTRAP 5500
Acquisition Date	2018-10-03T10:48:13	**Data File**	18-0567.wiff
Acquisition Method	5-0369.dam	**Result Table**	18-0567_SIS
Sample Comment			

Results Summary

Analyte	MRM Transition	RT	Area	Conc. (ng/L)	Signal/Noise Ratio	Modified
13C2-PFDoA	615.0 / 570.0	4.00	105536.64	268.024289	1083.8	false
d3-MeFOSAA	573.0 / 419.0	3.56	15823.47	256.566673	139.8	false
d5-EtFOSAA	589.0 / 419.0	3.71	18188.05	270.581316	200.7	false
13C5-PFHxA	318.0 / 273.0	1.83	69006.52	247.928177	547.7	false
13C4-PFHpA	367.0 / 322.0	2.24	74756.75	244.501805	815.7	false
13C8-PFOA	421.0 / 376.0	2.65	104043.86	266.508902	1675.8	false
13C9-PFNA	472.0 / 427.0	3.04	102830.35	260.928850	757.9	false
13C6-PFDA	519.0 / 474.0	3.39	106691.66	268.816716	718.8	false
13C7-PFUnA	570.0 / 525.0	3.71	107866.19	267.365573	662.0	false
13C2-PFTeDA	715.0 / 670.0	4.46	78363.80	250.004494	1098.4	false
13C3-PFBS	302.0 / 99.0	1.51	29071.34	229.063640	542.2	false
13C3-PFHxS	402.0 / 99.0	2.26	27315.69	236.743039	380.6	false
13C8-PFOS	507.0 / 99.0	3.04	30285.11	248.987925	248.6	false

BATTELLE

Summary Quant Report

Created with Analyst Reporter
Printed: 04/10/2018 7:45:58 PM

Sample Name	KA88 ISC	**Injection Vial**	1
Sample ID	Instrument Sensitivity Check	**Injection Volume**	10.00
Sample Type	Quality Control	**Instrument Name**	QTRAP 5500
Acquisition Date	2018-10-03T15:57:14	**Data File**	18-0567.wiff
Acquisition Method	5-0369.dam	**Result Table**	18-0567_SIS
Sample Comment			

Results Summary

Analyte	MRM Transition	RT	Area	Conc. (ng/L)	Signal/Noise Ratio	Modified
13C2-PFDoA	615.0 / 570.0	4.06	107052.49	254.868764	795.7	false
d3-MeFOSAA	573.0 / 419.0	3.61	16659.59	227.832633	153.7	false
d5-EtFOSAA	589.0 / 419.0	3.77	16641.16	208.808627	180.7	false
13C5-PFHxA	318.0 / 273.0	1.86	81406.23	275.497402	683.8	false
13C4-PFHpA	367.0 / 322.0	2.28	92773.40	285.811203	735.4	false
13C8-PFOA	421.0 / 376.0	2.69	110769.64	267.263784	1072.8	false
13C9-PFNA	472.0 / 427.0	3.09	108410.16	259.116368	947.5	false
13C6-PFDA	519.0 / 474.0	3.45	104750.50	247.417762	849.2	false
13C7-PFUnA	570.0 / 525.0	3.77	99543.33	231.303002	740.1	false
13C2-PFTeDA	715.0 / 670.0	4.53	78390.02	234.445590	2306.7	false
13C3-PFBS	302.0 / 99.0	1.54	33989.82	225.887993	434.6	false
13C3-PFHxS	402.0 / 99.0	2.30	31134.30	227.592149	286.2	false
13C8-PFOS	507.0 / 99.0	3.08	31621.14	219.270325	335.5	false

BATTELLE

Summary Quant Report

Created with Analyst Reporter
Printed: 04/10/2018 7:46:02 PM

Sample Name	KB69 CCV	**Injection Vial**	9
Sample ID	CCV	**Injection Volume**	10.00
Sample Type	Quality Control	**Instrument Name**	QTRAP 5500
Acquisition Date	2018-10-03T17:24:13	**Data File**	18-0567.wiff
Acquisition Method	5-0369.dam	**Result Table**	18-0567_SIS
Sample Comment			

Results Summary

Analyte	MRM Transition	RT	Area	Conc. (ng/L)	Signal/Noise Ratio	Modified
13C2-PFDoA	615.0 / 570.0	4.02	104878.62	268.199087	816.4	false
d3-MeFOSAA	573.0 / 419.0	3.57	17703.44	261.658619	159.5	false
d5-EtFOSAA	589.0 / 419.0	3.73	16030.22	217.385191	179.1	false
13C5-PFHxA	318.0 / 273.0	1.84	87649.71	295.286975	617.3	false
13C4-PFHpA	367.0 / 322.0	2.25	92409.98	283.405722	769.7	false
13C8-PFOA	421.0 / 376.0	2.67	111546.39	267.922290	1170.9	false
13C9-PFNA	472.0 / 427.0	3.06	100664.17	239.515574	1316.4	false
13C6-PFDA	519.0 / 474.0	3.41	114792.21	291.231028	1010.2	false
13C7-PFUnA	570.0 / 525.0	3.73	104192.49	260.049500	719.9	false
13C2-PFTeDA	715.0 / 670.0	4.49	87732.20	281.832341	1973.6	false
13C3-PFBS	302.0 / 99.0	1.52	36364.72	261.186136	590.2	false
13C3-PFHxS	402.0 / 99.0	2.28	31849.95	251.624299	442.8	false
13C8-PFOS	507.0 / 99.0	3.06	32470.33	243.340632	231.6	false

BATTELLE

Summary Ion Ratio Report

Created with Analyst Reporter
Printed: 04/10/2018 8:15:15 PM

Sample Name	KB36 ICC	**Injection Vial**	10
Sample ID	ICC	**Injection Volume**	10.00
Sample Type	Quality Control	**Instrument Name**	QTRAP 5500
Acquisition Date	2018-10-02T21:56:17	**Data File**	18-0567.wiff
Acquisition Method	5-0369.dam	**Result Table**	18-0567_BASE
Sample Comment			

Results Summary

Analyte	MRM Transition	RT	Ratio Group	Calculated Ion ratio	Expected Ion Ratio	Ratio OK
PFBS_1	298.9 / 80.0	1.53	PFBS			
PFBS_2	298.9 / 99.0	1.53	PFBS	0.300	0.318	ü
PFHxA_1	313.0 / 269.0	1.85	PFHxA			
PFHxA_2	313.0 / 119.0	1.84	PFHxA	0.070	0.079	ü
PFHpA_1	363.0 / 319.0	2.25	PFHpA			
PFHpA_2	363.0 / 169.0	2.25	PFHpA	0.020	0.021	ü
PFHxS_1	399.0 / 80.0	2.28	PFHxS			
PFHxS_2	399.0 / 99.0	2.28	PFHxS	0.300	0.285	ü
PFOA_1	413.0 / 369.0	2.66	PFOA			
PFOA_2	413.0 / 169.0	2.66	PFOA	0.060	0.062	ü
PFNA_1	463.0 / 419.0	3.06	PFNA			
PFNA_2	463.0 / 219.0	3.06	PFNA	0.330	0.319	ü
PFOS_1	499.0 / 80.0	3.06	PFOS			
PFOS_2	499.0 / 99.0	3.06	PFOS	0.170	0.174	ü
PFDA_1	513.0 / 469.0	3.41	PFDA			
PFDA_2	513.0 / 219.0	3.42	PFDA	0.040	0.045	ü
PFUnA_1	563.0 / 519.0	3.74	PFUnA			
PFUnA_2	563.0 / 269.0	3.74	PFUnA	0.050	0.050	ü
PFDoA_1	613.0 / 569.0	4.02	PFDoA			
PFDoA_2	613.0 / 319.0	4.02	PFDoA	0.160	0.162	ü
PFTrDA_1	663.0 / 619.0	4.26	PFTrDA			
PFTrDA_2	663.0 / 169.0	4.26	PFTrDA	0.060	0.066	ü
PFTeDA_1	713.0 / 669.0	4.48	PFTeDA			
PFTeDA_2	713.0 / 169.0	4.47	PFTeDA	0.050	0.051	ü
NMeFOSAA_1	570.0 / 419.0	3.57	NMeFOSAA			
NMeFOSAA_2	570.0 / 512.0	3.57	NMeFOSAA	0.530	0.558	ü
NEtFOSAA_1	584.0 / 419.0	3.73	NEtFOSAA			
NEtFOSAA_2	584.0 / 483.0	3.73	NEtFOSAA	0.060	0.069	ü

BATTELLE

Summary Ion Ratio Report

Created with Analyst Reporter
Printed: 04/10/2018 8:15:19 PM

Sample Name	KB85 CCV	**Injection Vial**	5
Sample ID	CCV	**Injection Volume**	10.00
Sample Type	Quality Control	**Instrument Name**	QTRAP 5500
Acquisition Date	2018-10-02T22:50:36	**Data File**	18-0567.wiff
Acquisition Method	5-0369.dam	**Result Table**	18-0567_BASE
Sample Comment			

Results Summary

Analyte	MRM Transition	RT	Ratio Group	Calculated Ion ratio	Expected Ion Ratio	Ratio OK
PFBS_1	298.9 / 80.0	1.53	PFBS			
PFBS_2	298.9 / 99.0	1.53	PFBS	0.290	0.318	ü
PFHxA_1	313.0 / 269.0	1.85	PFHxA			
PFHxA_2	313.0 / 119.0	1.85	PFHxA	0.070	0.079	ü
PFHpA_1	363.0 / 319.0	2.25	PFHpA			
PFHpA_2	363.0 / 169.0	2.25	PFHpA	0.020	0.021	ü
PFHxS_1	399.0 / 80.0	2.28	PFHxS			
PFHxS_2	399.0 / 99.0	2.28	PFHxS	0.290	0.285	ü
PFOA_1	413.0 / 369.0	2.66	PFOA			
PFOA_2	413.0 / 169.0	2.66	PFOA	0.060	0.062	ü
PFNA_1	463.0 / 419.0	3.06	PFNA			
PFNA_2	463.0 / 219.0	3.06	PFNA	0.320	0.319	ü
PFOS_1	499.0 / 80.0	3.06	PFOS			
PFOS_2	499.0 / 99.0	3.06	PFOS	0.190	0.174	ü
PFDA_1	513.0 / 469.0	3.41	PFDA			
PFDA_2	513.0 / 219.0	3.41	PFDA	0.040	0.045	ü
PFUnA_1	563.0 / 519.0	3.74	PFUnA			
PFUnA_2	563.0 / 269.0	3.74	PFUnA	0.060	0.050	ü
PFDoA_1	613.0 / 569.0	4.02	PFDoA			
PFDoA_2	613.0 / 319.0	4.02	PFDoA	0.150	0.162	ü
PFTrDA_1	663.0 / 619.0	4.26	PFTrDA			
PFTrDA_2	663.0 / 169.0	4.26	PFTrDA	0.070	0.066	ü
PFTeDA_1	713.0 / 669.0	4.48	PFTeDA			
PFTeDA_2	713.0 / 169.0	4.48	PFTeDA	0.050	0.051	ü
NMeFOSAA_1	570.0 / 419.0	3.57	NMeFOSAA			
NMeFOSAA_2	570.0 / 512.0	3.57	NMeFOSAA	0.590	0.558	ü
NEtFOSAA_1	584.0 / 419.0	3.73	NEtFOSAA			
NEtFOSAA_2	584.0 / 483.0	3.73	NEtFOSAA	0.060	0.069	ü

BATTELLE

Summary Ion Ratio Report

Created with Analyst Reporter
Printed: 04/10/2018 8:15:24 PM

Sample Name	KB85 CCV	**Injection Vial**	24
Sample ID	CCV	**Injection Volume**	10.00
Sample Type	Quality Control	**Instrument Name**	QTRAP 5500
Acquisition Date	2018-10-03T00:39:17	**Data File**	18-0567.wiff
Acquisition Method	5-0369.dam	**Result Table**	18-0567_BASE
Sample Comment			

Results Summary

Analyte	MRM Transition	RT	Ratio Group	Calculated Ion ratio	Expected Ion Ratio	Ratio OK
PFBS_1	298.9 / 80.0	1.53	PFBS			
PFBS_2	298.9 / 99.0	1.53	PFBS	0.310	0.318	ü
PFHxA_1	313.0 / 269.0	1.85	PFHxA			
PFHxA_2	313.0 / 119.0	1.85	PFHxA	0.080	0.079	ü
PFHpA_1	363.0 / 319.0	2.26	PFHpA			
PFHpA_2	363.0 / 169.0	2.26	PFHpA	0.030	0.021	ü
PFHxS_1	399.0 / 80.0	2.28	PFHxS			
PFHxS_2	399.0 / 99.0	2.28	PFHxS	0.280	0.285	ü
PFOA_1	413.0 / 369.0	2.67	PFOA			
PFOA_2	413.0 / 169.0	2.67	PFOA	0.060	0.062	ü
PFNA_1	463.0 / 419.0	3.06	PFNA			
PFNA_2	463.0 / 219.0	3.06	PFNA	0.300	0.319	ü
PFOS_1	499.0 / 80.0	3.06	PFOS			
PFOS_2	499.0 / 99.0	3.06	PFOS	0.190	0.174	ü
PFDA_1	513.0 / 469.0	3.41	PFDA			
PFDA_2	513.0 / 219.0	3.41	PFDA	0.050	0.045	ü
PFUnA_1	563.0 / 519.0	3.73	PFUnA			
PFUnA_2	563.0 / 269.0	3.73	PFUnA	0.060	0.050	ü
PFDoA_1	613.0 / 569.0	4.01	PFDoA			
PFDoA_2	613.0 / 319.0	4.01	PFDoA	0.160	0.162	ü
PFTrDA_1	663.0 / 619.0	4.26	PFTrDA			
PFTrDA_2	663.0 / 169.0	4.25	PFTrDA	0.060	0.066	ü
PFTeDA_1	713.0 / 669.0	4.47	PFTeDA			
PFTeDA_2	713.0 / 169.0	4.47	PFTeDA	0.050	0.051	ü
NMeFOSAA_1	570.0 / 419.0	3.57	NMeFOSAA			
NMeFOSAA_2	570.0 / 512.0	3.57	NMeFOSAA	0.550	0.558	ü
NEtFOSAA_1	584.0 / 419.0	3.73	NEtFOSAA			
NEtFOSAA_2	584.0 / 483.0	3.72	NEtFOSAA	0.070	0.069	ü

BATTELLE

Summary Ion Ratio Report

Created with Analyst Reporter
Printed: 04/10/2018 8:15:29 PM

Sample Name	KB69 CCV	**Injection Vial**	36
Sample ID	CCV	**Injection Volume**	10.00
Sample Type	Quality Control	**Instrument Name**	QTRAP 5500
Acquisition Date	2018-10-03T02:49:38	**Data File**	18-0567.wiff
Acquisition Method	5-0369.dam	**Result Table**	18-0567_BASE
Sample Comment			

Results Summary

Analyte	MRM Transition	RT	Ratio Group	Calculated Ion ratio	Expected Ion Ratio	Ratio OK
PFBS_1	298.9 / 80.0	1.53	PFBS			
PFBS_2	298.9 / 99.0	1.53	PFBS	0.310	0.318	ü
PFHxA_1	313.0 / 269.0	1.85	PFHxA			
PFHxA_2	313.0 / 119.0	1.85	PFHxA	0.070	0.079	ü
PFHpA_1	363.0 / 319.0	2.25	PFHpA			
PFHpA_2	363.0 / 169.0	2.25	PFHpA	0.020	0.021	ü
PFHxS_1	399.0 / 80.0	2.28	PFHxS			
PFHxS_2	399.0 / 99.0	2.28	PFHxS	0.300	0.285	ü
PFOA_1	413.0 / 369.0	2.66	PFOA			
PFOA_2	413.0 / 169.0	2.66	PFOA	0.060	0.062	ü
PFNA_1	463.0 / 419.0	3.06	PFNA			
PFNA_2	463.0 / 219.0	3.06	PFNA	0.330	0.319	ü
PFOS_1	499.0 / 80.0	3.06	PFOS			
PFOS_2	499.0 / 99.0	3.06	PFOS	0.180	0.174	ü
PFDA_1	513.0 / 469.0	3.41	PFDA			
PFDA_2	513.0 / 219.0	3.41	PFDA	0.040	0.045	ü
PFUnA_1	563.0 / 519.0	3.74	PFUnA			
PFUnA_2	563.0 / 269.0	3.73	PFUnA	0.050	0.050	ü
PFDoA_1	613.0 / 569.0	4.02	PFDoA			
PFDoA_2	613.0 / 319.0	4.01	PFDoA	0.170	0.162	ü
PFTrDA_1	663.0 / 619.0	4.26	PFTrDA			
PFTrDA_2	663.0 / 169.0	4.26	PFTrDA	0.070	0.066	ü
PFTeDA_1	713.0 / 669.0	4.47	PFTeDA			
PFTeDA_2	713.0 / 169.0	4.47	PFTeDA	0.050	0.051	ü
NMeFOSAA_1	570.0 / 419.0	3.57	NMeFOSAA			
NMeFOSAA_2	570.0 / 512.0	3.57	NMeFOSAA	0.550	0.558	ü
NEtFOSAA_1	584.0 / 419.0	3.73	NEtFOSAA			
NEtFOSAA_2	584.0 / 483.0	3.73	NEtFOSAA	0.080	0.069	ü

BATTELLE

Summary Ion Ratio Report

Created with Analyst Reporter
Printed: 04/10/2018 8:15:34 PM

Sample Name	KB85 CCV	**Injection Vial**	46
Sample ID	CCV	**Injection Volume**	10.00
Sample Type	Quality Control	**Instrument Name**	QTRAP 5500
Acquisition Date	2018-10-03T04:38:18	**Data File**	18-0567.wiff
Acquisition Method	5-0369.dam	**Result Table**	18-0567_BASE
Sample Comment			

Results Summary

Analyte	MRM Transition	RT	Ratio Group	Calculated Ion ratio	Expected Ion Ratio	Ratio OK
PFBS_1	298.9 / 80.0	1.54	PFBS			
PFBS_2	298.9 / 99.0	1.54	PFBS	0.290	0.318	ü
PFHxA_1	313.0 / 269.0	1.85	PFHxA			
PFHxA_2	313.0 / 119.0	1.85	PFHxA	0.080	0.079	ü
PFHpA_1	363.0 / 319.0	2.26	PFHpA			
PFHpA_2	363.0 / 169.0	2.25	PFHpA	0.020	0.021	ü
PFHxS_1	399.0 / 80.0	2.28	PFHxS			
PFHxS_2	399.0 / 99.0	2.28	PFHxS	0.300	0.285	ü
PFOA_1	413.0 / 369.0	2.67	PFOA			
PFOA_2	413.0 / 169.0	2.67	PFOA	0.060	0.062	ü
PFNA_1	463.0 / 419.0	3.06	PFNA			
PFNA_2	463.0 / 219.0	3.06	PFNA	0.310	0.319	ü
PFOS_1	499.0 / 80.0	3.06	PFOS			
PFOS_2	499.0 / 99.0	3.06	PFOS	0.180	0.174	ü
PFDA_1	513.0 / 469.0	3.42	PFDA			
PFDA_2	513.0 / 219.0	3.42	PFDA	0.040	0.045	ü
PFUnA_1	563.0 / 519.0	3.74	PFUnA			
PFUnA_2	563.0 / 269.0	3.73	PFUnA	0.050	0.050	ü
PFDoA_1	613.0 / 569.0	4.02	PFDoA			
PFDoA_2	613.0 / 319.0	4.02	PFDoA	0.170	0.162	ü
PFTrDA_1	663.0 / 619.0	4.26	PFTrDA			
PFTrDA_2	663.0 / 169.0	4.26	PFTrDA	0.070	0.066	ü
PFTeDA_1	713.0 / 669.0	4.48	PFTeDA			
PFTeDA_2	713.0 / 169.0	4.47	PFTeDA	0.050	0.051	ü
NMeFOSAA_1	570.0 / 419.0	3.57	NMeFOSAA			
NMeFOSAA_2	570.0 / 512.0	3.57	NMeFOSAA	0.600	0.558	ü
NEtFOSAA_1	584.0 / 419.0	3.73	NEtFOSAA			
NEtFOSAA_2	584.0 / 483.0	3.73	NEtFOSAA	0.080	0.069	ü

BATTELLE

Summary Ion Ratio Report

Created with Analyst Reporter
Printed: 04/10/2018 8:15:38 PM

Sample Name	KB69 CCV	**Injection Vial**	4
Sample ID	CCV	**Injection Volume**	10.00
Sample Type	Quality Control	**Instrument Name**	QTRAP 5500
Acquisition Date	2018-10-03T06:59:38	**Data File**	18-0567.wiff
Acquisition Method	5-0369.dam	**Result Table**	18-0567_BASE
Sample Comment			

Results Summary

Analyte	MRM Transition	RT	Ratio Group	Calculated Ion ratio	Expected Ion Ratio	Ratio OK
PFBS_1	298.9 / 80.0	1.54	PFBS			
PFBS_2	298.9 / 99.0	1.53	PFBS	0.300	0.318	ü
PFHxA_1	313.0 / 269.0	1.85	PFHxA			
PFHxA_2	313.0 / 119.0	1.85	PFHxA	0.070	0.079	ü
PFHpA_1	363.0 / 319.0	2.26	PFHpA			
PFHpA_2	363.0 / 169.0	2.25	PFHpA	0.030	0.021	ü
PFHxS_1	399.0 / 80.0	2.28	PFHxS			
PFHxS_2	399.0 / 99.0	2.28	PFHxS	0.280	0.285	ü
PFOA_1	413.0 / 369.0	2.66	PFOA			
PFOA_2	413.0 / 169.0	2.66	PFOA	0.060	0.062	ü
PFNA_1	463.0 / 419.0	3.06	PFNA			
PFNA_2	463.0 / 219.0	3.06	PFNA	0.330	0.319	ü
PFOS_1	499.0 / 80.0	3.06	PFOS			
PFOS_2	499.0 / 99.0	3.06	PFOS	0.180	0.174	ü
PFDA_1	513.0 / 469.0	3.41	PFDA			
PFDA_2	513.0 / 219.0	3.41	PFDA	0.040	0.045	ü
PFUnA_1	563.0 / 519.0	3.73	PFUnA			
PFUnA_2	563.0 / 269.0	3.73	PFUnA	0.050	0.050	ü
PFDoA_1	613.0 / 569.0	4.01	PFDoA			
PFDoA_2	613.0 / 319.0	4.01	PFDoA	0.160	0.162	ü
PFTrDA_1	663.0 / 619.0	4.26	PFTrDA			
PFTrDA_2	663.0 / 169.0	4.25	PFTrDA	0.060	0.066	ü
PFTeDA_1	713.0 / 669.0	4.47	PFTeDA			
PFTeDA_2	713.0 / 169.0	4.47	PFTeDA	0.050	0.051	ü
NMeFOSAA_1	570.0 / 419.0	3.56	NMeFOSAA			
NMeFOSAA_2	570.0 / 512.0	3.56	NMeFOSAA	0.570	0.558	ü
NEtFOSAA_1	584.0 / 419.0	3.73	NEtFOSAA			
NEtFOSAA_2	584.0 / 483.0	3.72	NEtFOSAA	0.060	0.069	ü

BATTELLE

Summary Ion Ratio Report

Created with Analyst Reporter
Printed: 04/10/2018 8:15:43 PM

Sample Name	KB85 CCV	**Injection Vial**	17
Sample ID	CCV	**Injection Volume**	10.00
Sample Type	Quality Control	**Instrument Name**	QTRAP 5500
Acquisition Date	2018-10-03T09:21:11	**Data File**	18-0567.wiff
Acquisition Method	5-0369.dam	**Result Table**	18-0567_BASE
Sample Comment			

Results Summary

Analyte	MRM Transition	RT	Ratio Group	Calculated Ion ratio	Expected Ion Ratio	Ratio OK
PFBS_1	298.9 / 80.0	1.53	PFBS			
PFBS_2	298.9 / 99.0	1.53	PFBS	0.300	0.318	ü
PFHxA_1	313.0 / 269.0	1.85	PFHxA			
PFHxA_2	313.0 / 119.0	1.85	PFHxA	0.080	0.079	ü
PFHpA_1	363.0 / 319.0	2.25	PFHpA			
PFHpA_2	363.0 / 169.0	2.25	PFHpA	0.020	0.021	ü
PFHxS_1	399.0 / 80.0	2.27	PFHxS			
PFHxS_2	399.0 / 99.0	2.27	PFHxS	0.290	0.285	ü
PFOA_1	413.0 / 369.0	2.66	PFOA			
PFOA_2	413.0 / 169.0	2.66	PFOA	0.060	0.062	ü
PFNA_1	463.0 / 419.0	3.05	PFNA			
PFNA_2	463.0 / 219.0	3.05	PFNA	0.320	0.319	ü
PFOS_1	499.0 / 80.0	3.05	PFOS			
PFOS_2	499.0 / 99.0	3.05	PFOS	0.180	0.174	ü
PFDA_1	513.0 / 469.0	3.40	PFDA			
PFDA_2	513.0 / 219.0	3.40	PFDA	0.040	0.045	ü
PFUnA_1	563.0 / 519.0	3.72	PFUnA			
PFUnA_2	563.0 / 269.0	3.72	PFUnA	0.050	0.050	ü
PFDoA_1	613.0 / 569.0	4.01	PFDoA			
PFDoA_2	613.0 / 319.0	4.01	PFDoA	0.150	0.162	ü
PFTrDA_1	663.0 / 619.0	4.25	PFTrDA			
PFTrDA_2	663.0 / 169.0	4.25	PFTrDA	0.060	0.066	ü
PFTeDA_1	713.0 / 669.0	4.47	PFTeDA			
PFTeDA_2	713.0 / 169.0	4.47	PFTeDA	0.050	0.051	ü
NMeFOSAA_1	570.0 / 419.0	3.56	NMeFOSAA			
NMeFOSAA_2	570.0 / 512.0	3.56	NMeFOSAA	0.550	0.558	ü
NEtFOSAA_1	584.0 / 419.0	3.72	NEtFOSAA			
NEtFOSAA_2	584.0 / 483.0	3.72	NEtFOSAA	0.050	0.069	ü

BATTELLE

Summary Ion Ratio Report

Created with Analyst Reporter
Printed: 04/10/2018 8:15:48 PM

Sample Name	KB69 CCV	**Injection Vial**	21
Sample ID	CCV	**Injection Volume**	10.00
Sample Type	Quality Control	**Instrument Name**	QTRAP 5500
Acquisition Date	2018-10-03T10:48:13	**Data File**	18-0567.wiff
Acquisition Method	5-0369.dam	**Result Table**	18-0567_BASE
Sample Comment			

Results Summary

Analyte	MRM Transition	RT	Ratio Group	Calculated Ion ratio	Expected Ion Ratio	Ratio OK
PFBS_1	298.9 / 80.0	1.53	PFBS			
PFBS_2	298.9 / 99.0	1.53	PFBS	0.290	0.318	ü
PFHxA_1	313.0 / 269.0	1.85	PFHxA			
PFHxA_2	313.0 / 119.0	1.84	PFHxA	0.080	0.079	ü
PFHpA_1	363.0 / 319.0	2.25	PFHpA			
PFHpA_2	363.0 / 169.0	2.25	PFHpA	0.020	0.021	ü
PFHxS_1	399.0 / 80.0	2.27	PFHxS			
PFHxS_2	399.0 / 99.0	2.27	PFHxS	0.280	0.285	ü
PFOA_1	413.0 / 369.0	2.66	PFOA			
PFOA_2	413.0 / 169.0	2.66	PFOA	0.060	0.062	ü
PFNA_1	463.0 / 419.0	3.05	PFNA			
PFNA_2	463.0 / 219.0	3.05	PFNA	0.320	0.319	ü
PFOS_1	499.0 / 80.0	3.05	PFOS			
PFOS_2	499.0 / 99.0	3.05	PFOS	0.180	0.174	ü
PFDA_1	513.0 / 469.0	3.41	PFDA			
PFDA_2	513.0 / 219.0	3.41	PFDA	0.040	0.045	ü
PFUnA_1	563.0 / 519.0	3.73	PFUnA			
PFUnA_2	563.0 / 269.0	3.73	PFUnA	0.050	0.050	ü
PFDoA_1	613.0 / 569.0	4.01	PFDoA			
PFDoA_2	613.0 / 319.0	4.01	PFDoA	0.150	0.162	ü
PFTrDA_1	663.0 / 619.0	4.26	PFTrDA			
PFTrDA_2	663.0 / 169.0	4.25	PFTrDA	0.060	0.066	ü
PFTeDA_1	713.0 / 669.0	4.47	PFTeDA			
PFTeDA_2	713.0 / 169.0	4.47	PFTeDA	0.050	0.051	ü
NMeFOSAA_1	570.0 / 419.0	3.56	NMeFOSAA			
NMeFOSAA_2	570.0 / 512.0	3.56	NMeFOSAA	0.530	0.558	ü
NEtFOSAA_1	584.0 / 419.0	3.72	NEtFOSAA			
NEtFOSAA_2	584.0 / 483.0	3.73	NEtFOSAA	0.060	0.069	ü

BATTELLE

Summary Ion Ratio Report

Created with Analyst Reporter
Printed: 04/10/2018 8:15:52 PM

Sample Name	KA88 ISC	**Injection Vial**	1
Sample ID	Instrument Sensitivity Check	**Injection Volume**	10.00
Sample Type	Quality Control	**Instrument Name**	QTRAP 5500
Acquisition Date	2018-10-03T15:57:14	**Data File**	18-0567.wiff
Acquisition Method	5-0369.dam	**Result Table**	18-0567_BASE
Sample Comment			

Results Summary

Analyte	MRM Transition	RT	Ratio Group	Calculated Ion ratio	Expected Ion Ratio	Ratio OK
PFBS_1	298.9 / 80.0	1.55	PFBS			
PFBS_2	298.9 / 99.0	1.55	PFBS	0.290	0.318	ü
PFHxA_1	313.0 / 269.0	1.88	PFHxA			
PFHxA_2	313.0 / 119.0	1.88	PFHxA	0.070	0.079	ü
PFHpA_1	363.0 / 319.0	2.29	PFHpA			
PFHpA_2	363.0 / 169.0	2.29	PFHpA	0.020	0.021	ü
PFHxS_1	399.0 / 80.0	2.31	PFHxS			
PFHxS_2	399.0 / 99.0	2.31	PFHxS	0.300	0.285	ü
PFOA_1	413.0 / 369.0	2.70	PFOA			
PFOA_2	413.0 / 169.0	2.70	PFOA	0.070	0.062	ü
PFNA_1	463.0 / 419.0	3.10	PFNA			
PFNA_2	463.0 / 219.0	3.10	PFNA	0.310	0.319	ü
PFOS_1	499.0 / 80.0	3.10	PFOS			
PFOS_2	499.0 / 99.0	3.10	PFOS	0.160	0.174	ü
PFDA_1	513.0 / 469.0	3.46	PFDA			
PFDA_2	513.0 / 219.0	3.46	PFDA	0.040	0.045	ü
PFUnA_1	563.0 / 519.0	3.79	PFUnA			
PFUnA_2	563.0 / 269.0	3.79	PFUnA	0.060	0.050	ü
PFDoA_1	613.0 / 569.0	4.07	PFDoA			
PFDoA_2	613.0 / 319.0	4.07	PFDoA	0.150	0.162	ü
PFTrDA_1	663.0 / 619.0	4.32	PFTrDA			
PFTrDA_2	663.0 / 169.0	4.31	PFTrDA	0.060	0.066	ü
PFTeDA_1	713.0 / 669.0	4.53	PFTeDA			
PFTeDA_2	713.0 / 169.0	4.53	PFTeDA	0.050	0.051	ü
NMeFOSAA_1	570.0 / 419.0	3.61	NMeFOSAA			
NMeFOSAA_2	570.0 / 512.0	3.61	NMeFOSAA	0.580	0.558	ü
NEtFOSAA_1	584.0 / 419.0	3.78	NEtFOSAA			
NEtFOSAA_2	584.0 / 483.0	3.79	NEtFOSAA	0.060	0.069	ü

BATTELLE

Summary Ion Ratio Report

Created with Analyst Reporter
Printed: 04/10/2018 8:15:58 PM

Sample Name	KB69 CCV	**Injection Vial**	9
Sample ID	CCV	**Injection Volume**	10.00
Sample Type	Quality Control	**Instrument Name**	QTRAP 5500
Acquisition Date	2018-10-03T17:24:13	**Data File**	18-0567.wiff
Acquisition Method	5-0369.dam	**Result Table**	18-0567_BASE
Sample Comment			

Results Summary

Analyte	MRM Transition	RT	Ratio Group	Calculated Ion ratio	Expected Ion Ratio	Ratio OK
PFBS_1	298.9 / 80.0	1.54	PFBS			
PFBS_2	298.9 / 99.0	1.54	PFBS	0.300	0.318	ü
PFHxA_1	313.0 / 269.0	1.86	PFHxA			
PFHxA_2	313.0 / 119.0	1.86	PFHxA	0.080	0.079	ü
PFHpA_1	363.0 / 319.0	2.27	PFHpA			
PFHpA_2	363.0 / 169.0	2.26	PFHpA	0.020	0.021	ü
PFHxS_1	399.0 / 80.0	2.29	PFHxS			
PFHxS_2	399.0 / 99.0	2.29	PFHxS	0.300	0.285	ü
PFOA_1	413.0 / 369.0	2.68	PFOA			
PFOA_2	413.0 / 169.0	2.67	PFOA	0.070	0.062	ü
PFNA_1	463.0 / 419.0	3.07	PFNA			
PFNA_2	463.0 / 219.0	3.07	PFNA	0.310	0.319	ü
PFOS_1	499.0 / 80.0	3.07	PFOS			
PFOS_2	499.0 / 99.0	3.07	PFOS	0.180	0.174	ü
PFDA_1	513.0 / 469.0	3.43	PFDA			
PFDA_2	513.0 / 219.0	3.43	PFDA	0.040	0.045	ü
PFUnA_1	563.0 / 519.0	3.75	PFUnA			
PFUnA_2	563.0 / 269.0	3.75	PFUnA	0.050	0.050	ü
PFDoA_1	613.0 / 569.0	4.03	PFDoA			
PFDoA_2	613.0 / 319.0	4.03	PFDoA	0.160	0.162	ü
PFTrDA_1	663.0 / 619.0	4.28	PFTrDA			
PFTrDA_2	663.0 / 169.0	4.28	PFTrDA	0.060	0.066	ü
PFTeDA_1	713.0 / 669.0	4.49	PFTeDA			
PFTeDA_2	713.0 / 169.0	4.49	PFTeDA	0.050	0.051	ü
NMeFOSAA_1	570.0 / 419.0	3.58	NMeFOSAA			
NMeFOSAA_2	570.0 / 512.0	3.58	NMeFOSAA	0.530	0.558	ü
NEtFOSAA_1	584.0 / 419.0	3.74	NEtFOSAA			
NEtFOSAA_2	584.0 / 483.0	3.74	NEtFOSAA	0.070	0.069	ü

BATTELLE

Summary Internal Standard Report

Sample Name	KB36 ICC	**Injection Vial**	10
Sample ID	ICC	**Injection Volume**	10.00
Sample Type	Quality Control	**Instrument Name**	QTRAP 5500
Acquisition Date	2018-10-02T21:56:17	**Data File**	18-0567.wiff
Acquisition Method	5-0369.dam	**Result Table**	18-0567_BASE
Sample Comment			

Results Summary

Analyte	MRM Transition	RT	IS	IS MRM Transition	IS Area	IS Conc. (ng/L)
PFBS_1	298.9 / 80.0	1.53	13C3-PFBS	302.0 / 99.0	29314.83	232.25
PFBS_2	298.9 / 99.0	1.53	13C3-PFBS	302.0 / 99.0	29314.83	232.25
PFHxA_1	313.0 / 269.0	1.85	13C5-PFHxA	318.0 / 273.0	67289.65	250.00
PFHxA_2	313.0 / 119.0	1.84	13C5-PFHxA	318.0 / 273.0	67289.65	250.00
PFHpA_1	363.0 / 319.0	2.25	13C4-PFHpA	367.0 / 322.0	73324.27	250.00
PFHpA_2	363.0 / 169.0	2.25	13C4-PFHpA	367.0 / 322.0	73324.27	250.00
PFHxS_1	399.0 / 80.0	2.28	13C3-PFHxS	402.0 / 99.0	25417.33	236.50
PFHxS_2	399.0 / 99.0	2.28	13C3-PFHxS	402.0 / 99.0	25417.33	236.50
PFOA_1	413.0 / 369.0	2.66	13C8-PFOA	421.0 / 376.0	95528.22	250.00
PFOA_2	413.0 / 169.0	2.66	13C8-PFOA	421.0 / 376.0	95528.22	250.00
PFNA_1	463.0 / 419.0	3.06	13C9-PFNA	472.0 / 427.0	101690.39	250.00
PFNA_2	463.0 / 219.0	3.06	13C9-PFNA	472.0 / 427.0	101690.39	250.00
PFOS_1	499.0 / 80.0	3.06	13C8-PFOS	507.0 / 99.0	30774.42	239.25
PFOS_2	499.0 / 99.0	3.06	13C8-PFOS	507.0 / 99.0	30774.42	239.25
PFDA_1	513.0 / 469.0	3.41	13C6-PFDA	519.0 / 474.0	106789.15	250.00
PFDA_2	513.0 / 219.0	3.42	13C6-PFDA	519.0 / 474.0	106789.15	250.00
PFUnA_1	563.0 / 519.0	3.74	13C7-PFUnA	570.0 / 525.0	99028.13	250.00
PFUnA_2	563.0 / 269.0	3.74	13C7-PFUnA	570.0 / 525.0	99028.13	250.00
PFDoA_1	613.0 / 569.0	4.02	13C2-PFDoA	615.0 / 570.0	97016.25	250.00
PFDoA_2	613.0 / 319.0	4.02	13C2-PFDoA	615.0 / 570.0	97016.25	250.00
PFTrDA_1	663.0 / 619.0	4.26	13C2-PFTeDA	715.0 / 670.0	74022.89	250.00
PFTrDA_2	663.0 / 169.0	4.26	13C2-PFTeDA	715.0 / 670.0	74022.89	250.00
PFTeDA_1	713.0 / 669.0	4.48	13C2-PFTeDA	715.0 / 670.0	74022.89	250.00
PFTeDA_2	713.0 / 169.0	4.47	13C2-PFTeDA	715.0 / 670.0	74022.89	250.00
NMeFOSAA_1	570.0 / 419.0	3.57	d3-MeFOSAA	573.0 / 419.0	15404.47	250.00
NMeFOSAA_2	570.0 / 512.0	3.57	d3-MeFOSAA	573.0 / 419.0	15404.47	250.00
NEtFOSAA_1	584.0 / 419.0	3.73	d5-EtFOSAA	589.0 / 419.0	17705.36	250.00
NEtFOSAA_2	584.0 / 483.0	3.73	d5-EtFOSAA	589.0 / 419.0	17705.36	250.00

BATTELLE

Summary Internal Standard Report

Created with Analyst Reporter
Printed: 04/10/2018 8:17:51 PM

Sample Name	KB85 CCV	**Injection Vial**	5
Sample ID	CCV	**Injection Volume**	10.00
Sample Type	Quality Control	**Instrument Name**	QTRAP 5500
Acquisition Date	2018-10-02T22:50:36	**Data File**	18-0567.wiff
Acquisition Method	5-0369.dam	**Result Table**	18-0567_BASE
Sample Comment			

Results Summary

Analyte	MRM Transition	RT	IS	IS MRM Transition	IS Area	IS Conc. (ng/L)
PFBS_1	298.9 / 80.0	1.53	13C3-PFBS	302.0 / 99.0	31483.20	232.25
PFBS_2	298.9 / 99.0	1.53	13C3-PFBS	302.0 / 99.0	31483.20	232.25
PFHxA_1	313.0 / 269.0	1.85	13C5-PFHxA	318.0 / 273.0	75843.53	250.00
PFHxA_2	313.0 / 119.0	1.85	13C5-PFHxA	318.0 / 273.0	75843.53	250.00
PFHpA_1	363.0 / 319.0	2.25	13C4-PFHpA	367.0 / 322.0	83220.93	250.00
PFHpA_2	363.0 / 169.0	2.25	13C4-PFHpA	367.0 / 322.0	83220.93	250.00
PFHxS_1	399.0 / 80.0	2.28	13C3-PFHxS	402.0 / 99.0	27498.10	236.50
PFHxS_2	399.0 / 99.0	2.28	13C3-PFHxS	402.0 / 99.0	27498.10	236.50
PFOA_1	413.0 / 369.0	2.66	13C8-PFOA	421.0 / 376.0	111592.99	250.00
PFOA_2	413.0 / 169.0	2.66	13C8-PFOA	421.0 / 376.0	111592.99	250.00
PFNA_1	463.0 / 419.0	3.06	13C9-PFNA	472.0 / 427.0	109890.15	250.00
PFNA_2	463.0 / 219.0	3.06	13C9-PFNA	472.0 / 427.0	109890.15	250.00
PFOS_1	499.0 / 80.0	3.06	13C8-PFOS	507.0 / 99.0	34581.95	239.25
PFOS_2	499.0 / 99.0	3.06	13C8-PFOS	507.0 / 99.0	34581.95	239.25
PFDA_1	513.0 / 469.0	3.41	13C6-PFDA	519.0 / 474.0	120772.71	250.00
PFDA_2	513.0 / 219.0	3.41	13C6-PFDA	519.0 / 474.0	120772.71	250.00
PFUnA_1	563.0 / 519.0	3.74	13C7-PFUnA	570.0 / 525.0	121676.85	250.00
PFUnA_2	563.0 / 269.0	3.74	13C7-PFUnA	570.0 / 525.0	121676.85	250.00
PFDoA_1	613.0 / 569.0	4.02	13C2-PFDoA	615.0 / 570.0	112594.80	250.00
PFDoA_2	613.0 / 319.0	4.02	13C2-PFDoA	615.0 / 570.0	112594.80	250.00
PFTrDA_1	663.0 / 619.0	4.26	13C2-PFTeDA	715.0 / 670.0	87146.12	250.00
PFTrDA_2	663.0 / 169.0	4.26	13C2-PFTeDA	715.0 / 670.0	87146.12	250.00
PFTeDA_1	713.0 / 669.0	4.48	13C2-PFTeDA	715.0 / 670.0	87146.12	250.00
PFTeDA_2	713.0 / 169.0	4.48	13C2-PFTeDA	715.0 / 670.0	87146.12	250.00
NMeFOSAA_1	570.0 / 419.0	3.57	d3-MeFOSAA	573.0 / 419.0	18143.88	250.00
NMeFOSAA_2	570.0 / 512.0	3.57	d3-MeFOSAA	573.0 / 419.0	18143.88	250.00
NEtFOSAA_1	584.0 / 419.0	3.73	d5-EtFOSAA	589.0 / 419.0	20020.90	250.00
NEtFOSAA_2	584.0 / 483.0	3.73	d5-EtFOSAA	589.0 / 419.0	20020.90	250.00

BATTELLE

Summary Internal Standard Report

Sample Name	KB85 CCV	**Injection Vial**	24
Sample ID	CCV	**Injection Volume**	10.00
Sample Type	Quality Control	**Instrument Name**	QTRAP 5500
Acquisition Date	2018-10-03T00:39:17	**Data File**	18-0567.wiff
Acquisition Method	5-0369.dam	**Result Table**	18-0567_BASE
Sample Comment			

Results Summary

Analyte	MRM Transition	RT	IS	IS MRM Transition	IS Area	IS Conc. (ng/L)
PFBS_1	298.9 / 80.0	1.53	13C3-PFBS	302.0 / 99.0	28081.56	232.25
PFBS_2	298.9 / 99.0	1.53	13C3-PFBS	302.0 / 99.0	28081.56	232.25
PFHxA_1	313.0 / 269.0	1.85	13C5-PFHxA	318.0 / 273.0	65429.83	250.00
PFHxA_2	313.0 / 119.0	1.85	13C5-PFHxA	318.0 / 273.0	65429.83	250.00
PFHpA_1	363.0 / 319.0	2.26	13C4-PFHpA	367.0 / 322.0	71218.18	250.00
PFHpA_2	363.0 / 169.0	2.26	13C4-PFHpA	367.0 / 322.0	71218.18	250.00
PFHxS_1	399.0 / 80.0	2.28	13C3-PFHxS	402.0 / 99.0	25622.24	236.50
PFHxS_2	399.0 / 99.0	2.28	13C3-PFHxS	402.0 / 99.0	25622.24	236.50
PFOA_1	413.0 / 369.0	2.67	13C8-PFOA	421.0 / 376.0	94400.10	250.00
PFOA_2	413.0 / 169.0	2.67	13C8-PFOA	421.0 / 376.0	94400.10	250.00
PFNA_1	463.0 / 419.0	3.06	13C9-PFNA	472.0 / 427.0	91649.06	250.00
PFNA_2	463.0 / 219.0	3.06	13C9-PFNA	472.0 / 427.0	91649.06	250.00
PFOS_1	499.0 / 80.0	3.06	13C8-PFOS	507.0 / 99.0	29421.34	239.25
PFOS_2	499.0 / 99.0	3.06	13C8-PFOS	507.0 / 99.0	29421.34	239.25
PFDA_1	513.0 / 469.0	3.41	13C6-PFDA	519.0 / 474.0	100275.87	250.00
PFDA_2	513.0 / 219.0	3.41	13C6-PFDA	519.0 / 474.0	100275.87	250.00
PFUnA_1	563.0 / 519.0	3.73	13C7-PFUnA	570.0 / 525.0	103088.93	250.00
PFUnA_2	563.0 / 269.0	3.73	13C7-PFUnA	570.0 / 525.0	103088.93	250.00
PFDoA_1	613.0 / 569.0	4.01	13C2-PFDoA	615.0 / 570.0	98175.87	250.00
PFDoA_2	613.0 / 319.0	4.01	13C2-PFDoA	615.0 / 570.0	98175.87	250.00
PFTrDA_1	663.0 / 619.0	4.26	13C2-PFTeDA	715.0 / 670.0	71837.20	250.00
PFTrDA_2	663.0 / 169.0	4.25	13C2-PFTeDA	715.0 / 670.0	71837.20	250.00
PFTeDA_1	713.0 / 669.0	4.47	13C2-PFTeDA	715.0 / 670.0	71837.20	250.00
PFTeDA_2	713.0 / 169.0	4.47	13C2-PFTeDA	715.0 / 670.0	71837.20	250.00
NMeFOSAA_1	570.0 / 419.0	3.57	d3-MeFOSAA	573.0 / 419.0	13817.32	250.00
NMeFOSAA_2	570.0 / 512.0	3.57	d3-MeFOSAA	573.0 / 419.0	13817.32	250.00
NEtFOSAA_1	584.0 / 419.0	3.73	d5-EtFOSAA	589.0 / 419.0	15622.07	250.00
NEtFOSAA_2	584.0 / 483.0	3.72	d5-EtFOSAA	589.0 / 419.0	15622.07	250.00

BATTELLE

Summary Internal Standard Report

Sample Name	KB69 CCV	**Injection Vial**	36
Sample ID	CCV	**Injection Volume**	10.00
Sample Type	Quality Control	**Instrument Name**	QTRAP 5500
Acquisition Date	2018-10-03T02:49:38	**Data File**	18-0567.wiff
Acquisition Method	5-0369.dam	**Result Table**	18-0567_BASE
Sample Comment			

Results Summary

Analyte	MRM Transition	RT	IS	IS MRM Transition	IS Area	IS Conc. (ng/L)
PFBS_1	298.9 / 80.0	1.53	13C3-PFBS	302.0 / 99.0	29745.18	232.25
PFBS_2	298.9 / 99.0	1.53	13C3-PFBS	302.0 / 99.0	29745.18	232.25
PFHxA_1	313.0 / 269.0	1.85	13C5-PFHxA	318.0 / 273.0	68326.09	250.00
PFHxA_2	313.0 / 119.0	1.85	13C5-PFHxA	318.0 / 273.0	68326.09	250.00
PFHpA_1	363.0 / 319.0	2.25	13C4-PFHpA	367.0 / 322.0	73230.86	250.00
PFHpA_2	363.0 / 169.0	2.25	13C4-PFHpA	367.0 / 322.0	73230.86	250.00
PFHxS_1	399.0 / 80.0	2.28	13C3-PFHxS	402.0 / 99.0	25027.17	236.50
PFHxS_2	399.0 / 99.0	2.28	13C3-PFHxS	402.0 / 99.0	25027.17	236.50
PFOA_1	413.0 / 369.0	2.66	13C8-PFOA	421.0 / 376.0	103757.28	250.00
PFOA_2	413.0 / 169.0	2.66	13C8-PFOA	421.0 / 376.0	103757.28	250.00
PFNA_1	463.0 / 419.0	3.06	13C9-PFNA	472.0 / 427.0	96488.37	250.00
PFNA_2	463.0 / 219.0	3.06	13C9-PFNA	472.0 / 427.0	96488.37	250.00
PFOS_1	499.0 / 80.0	3.06	13C8-PFOS	507.0 / 99.0	28440.89	239.25
PFOS_2	499.0 / 99.0	3.06	13C8-PFOS	507.0 / 99.0	28440.89	239.25
PFDA_1	513.0 / 469.0	3.41	13C6-PFDA	519.0 / 474.0	99656.42	250.00
PFDA_2	513.0 / 219.0	3.41	13C6-PFDA	519.0 / 474.0	99656.42	250.00
PFUnA_1	563.0 / 519.0	3.74	13C7-PFUnA	570.0 / 525.0	102335.73	250.00
PFUnA_2	563.0 / 269.0	3.73	13C7-PFUnA	570.0 / 525.0	102335.73	250.00
PFDoA_1	613.0 / 569.0	4.02	13C2-PFDoA	615.0 / 570.0	103442.19	250.00
PFDoA_2	613.0 / 319.0	4.01	13C2-PFDoA	615.0 / 570.0	103442.19	250.00
PFTrDA_1	663.0 / 619.0	4.26	13C2-PFTeDA	715.0 / 670.0	75885.50	250.00
PFTrDA_2	663.0 / 169.0	4.26	13C2-PFTeDA	715.0 / 670.0	75885.50	250.00
PFTeDA_1	713.0 / 669.0	4.47	13C2-PFTeDA	715.0 / 670.0	75885.50	250.00
PFTeDA_2	713.0 / 169.0	4.47	13C2-PFTeDA	715.0 / 670.0	75885.50	250.00
NMeFOSAA_1	570.0 / 419.0	3.57	d3-MeFOSAA	573.0 / 419.0	16245.66	250.00
NMeFOSAA_2	570.0 / 512.0	3.57	d3-MeFOSAA	573.0 / 419.0	16245.66	250.00
NEtFOSAA_1	584.0 / 419.0	3.73	d5-EtFOSAA	589.0 / 419.0	15551.68	250.00
NEtFOSAA_2	584.0 / 483.0	3.73	d5-EtFOSAA	589.0 / 419.0	15551.68	250.00

BATTELLE

Summary Internal Standard Report

Sample Name	KB85 CCV	**Injection Vial**	46
Sample ID	CCV	**Injection Volume**	10.00
Sample Type	Quality Control	**Instrument Name**	QTRAP 5500
Acquisition Date	2018-10-03T04:38:18	**Data File**	18-0567.wiff
Acquisition Method	5-0369.dam	**Result Table**	18-0567_BASE
Sample Comment			

Results Summary

Analyte	MRM Transition	RT	IS	IS MRM Transition	IS Area	IS Conc. (ng/L)
PFBS_1	298.9 / 80.0	1.54	13C3-PFBS	302.0 / 99.0	30018.02	232.25
PFBS_2	298.9 / 99.0	1.54	13C3-PFBS	302.0 / 99.0	30018.02	232.25
PFHxA_1	313.0 / 269.0	1.85	13C5-PFHxA	318.0 / 273.0	63009.18	250.00
PFHxA_2	313.0 / 119.0	1.85	13C5-PFHxA	318.0 / 273.0	63009.18	250.00
PFHpA_1	363.0 / 319.0	2.26	13C4-PFHpA	367.0 / 322.0	75385.47	250.00
PFHpA_2	363.0 / 169.0	2.25	13C4-PFHpA	367.0 / 322.0	75385.47	250.00
PFHxS_1	399.0 / 80.0	2.28	13C3-PFHxS	402.0 / 99.0	26507.51	236.50
PFHxS_2	399.0 / 99.0	2.28	13C3-PFHxS	402.0 / 99.0	26507.51	236.50
PFOA_1	413.0 / 369.0	2.67	13C8-PFOA	421.0 / 376.0	99973.74	250.00
PFOA_2	413.0 / 169.0	2.67	13C8-PFOA	421.0 / 376.0	99973.74	250.00
PFNA_1	463.0 / 419.0	3.06	13C9-PFNA	472.0 / 427.0	94600.72	250.00
PFNA_2	463.0 / 219.0	3.06	13C9-PFNA	472.0 / 427.0	94600.72	250.00
PFOS_1	499.0 / 80.0	3.06	13C8-PFOS	507.0 / 99.0	29849.68	239.25
PFOS_2	499.0 / 99.0	3.06	13C8-PFOS	507.0 / 99.0	29849.68	239.25
PFDA_1	513.0 / 469.0	3.42	13C6-PFDA	519.0 / 474.0	107012.31	250.00
PFDA_2	513.0 / 219.0	3.42	13C6-PFDA	519.0 / 474.0	107012.31	250.00
PFUnA_1	563.0 / 519.0	3.74	13C7-PFUnA	570.0 / 525.0	104993.85	250.00
PFUnA_2	563.0 / 269.0	3.73	13C7-PFUnA	570.0 / 525.0	104993.85	250.00
PFDoA_1	613.0 / 569.0	4.02	13C2-PFDoA	615.0 / 570.0	98230.43	250.00
PFDoA_2	613.0 / 319.0	4.02	13C2-PFDoA	615.0 / 570.0	98230.43	250.00
PFTrDA_1	663.0 / 619.0	4.26	13C2-PFTeDA	715.0 / 670.0	76270.87	250.00
PFTrDA_2	663.0 / 169.0	4.26	13C2-PFTeDA	715.0 / 670.0	76270.87	250.00
PFTeDA_1	713.0 / 669.0	4.48	13C2-PFTeDA	715.0 / 670.0	76270.87	250.00
PFTeDA_2	713.0 / 169.0	4.47	13C2-PFTeDA	715.0 / 670.0	76270.87	250.00
NMeFOSAA_1	570.0 / 419.0	3.57	d3-MeFOSAA	573.0 / 419.0	13285.79	250.00
NMeFOSAA_2	570.0 / 512.0	3.57	d3-MeFOSAA	573.0 / 419.0	13285.79	250.00
NEtFOSAA_1	584.0 / 419.0	3.73	d5-EtFOSAA	589.0 / 419.0	19221.49	250.00
NEtFOSAA_2	584.0 / 483.0	3.73	d5-EtFOSAA	589.0 / 419.0	19221.49	250.00

BATTELLE

Summary Internal Standard Report

Sample Name	KB69 CCV	**Injection Vial**	4
Sample ID	CCV	**Injection Volume**	10.00
Sample Type	Quality Control	**Instrument Name**	QTRAP 5500
Acquisition Date	2018-10-03T06:59:38	**Data File**	18-0567.wiff
Acquisition Method	5-0369.dam	**Result Table**	18-0567_BASE
Sample Comment			

Results Summary

Analyte	MRM Transition	RT	IS	IS MRM Transition	IS Area	IS Conc. (ng/L)
PFBS_1	298.9 / 80.0	1.54	13C3-PFBS	302.0 / 99.0	29821.92	232.25
PFBS_2	298.9 / 99.0	1.53	13C3-PFBS	302.0 / 99.0	29821.92	232.25
PFHxA_1	313.0 / 269.0	1.85	13C5-PFHxA	318.0 / 273.0	67022.74	250.00
PFHxA_2	313.0 / 119.0	1.85	13C5-PFHxA	318.0 / 273.0	67022.74	250.00
PFHpA_1	363.0 / 319.0	2.26	13C4-PFHpA	367.0 / 322.0	72345.60	250.00
PFHpA_2	363.0 / 169.0	2.25	13C4-PFHpA	367.0 / 322.0	72345.60	250.00
PFHxS_1	399.0 / 80.0	2.28	13C3-PFHxS	402.0 / 99.0	27772.56	236.50
PFHxS_2	399.0 / 99.0	2.28	13C3-PFHxS	402.0 / 99.0	27772.56	236.50
PFOA_1	413.0 / 369.0	2.66	13C8-PFOA	421.0 / 376.0	99504.63	250.00
PFOA_2	413.0 / 169.0	2.66	13C8-PFOA	421.0 / 376.0	99504.63	250.00
PFNA_1	463.0 / 419.0	3.06	13C9-PFNA	472.0 / 427.0	96029.24	250.00
PFNA_2	463.0 / 219.0	3.06	13C9-PFNA	472.0 / 427.0	96029.24	250.00
PFOS_1	499.0 / 80.0	3.06	13C8-PFOS	507.0 / 99.0	31026.16	239.25
PFOS_2	499.0 / 99.0	3.06	13C8-PFOS	507.0 / 99.0	31026.16	239.25
PFDA_1	513.0 / 469.0	3.41	13C6-PFDA	519.0 / 474.0	112764.22	250.00
PFDA_2	513.0 / 219.0	3.41	13C6-PFDA	519.0 / 474.0	112764.22	250.00
PFUnA_1	563.0 / 519.0	3.73	13C7-PFUnA	570.0 / 525.0	104375.81	250.00
PFUnA_2	563.0 / 269.0	3.73	13C7-PFUnA	570.0 / 525.0	104375.81	250.00
PFDoA_1	613.0 / 569.0	4.01	13C2-PFDoA	615.0 / 570.0	99078.65	250.00
PFDoA_2	613.0 / 319.0	4.01	13C2-PFDoA	615.0 / 570.0	99078.65	250.00
PFTrDA_1	663.0 / 619.0	4.26	13C2-PFTeDA	715.0 / 670.0	75740.64	250.00
PFTrDA_2	663.0 / 169.0	4.25	13C2-PFTeDA	715.0 / 670.0	75740.64	250.00
PFTeDA_1	713.0 / 669.0	4.47	13C2-PFTeDA	715.0 / 670.0	75740.64	250.00
PFTeDA_2	713.0 / 169.0	4.47	13C2-PFTeDA	715.0 / 670.0	75740.64	250.00
NMeFOSAA_1	570.0 / 419.0	3.56	d3-MeFOSAA	573.0 / 419.0	16294.21	250.00
NMeFOSAA_2	570.0 / 512.0	3.56	d3-MeFOSAA	573.0 / 419.0	16294.21	250.00
NEtFOSAA_1	584.0 / 419.0	3.73	d5-EtFOSAA	589.0 / 419.0	17519.24	250.00
NEtFOSAA_2	584.0 / 483.0	3.72	d5-EtFOSAA	589.0 / 419.0	17519.24	250.00

BATTELLE

Summary Internal Standard Report

Sample Name	KB85 CCV	**Injection Vial**	17
Sample ID	CCV	**Injection Volume**	10.00
Sample Type	Quality Control	**Instrument Name**	QTRAP 5500
Acquisition Date	2018-10-03T09:21:11	**Data File**	18-0567.wiff
Acquisition Method	5-0369.dam	**Result Table**	18-0567_BASE
Sample Comment			

Results Summary

Analyte	MRM Transition	RT	IS	IS MRM Transition	IS Area	IS Conc. (ng/L)
PFBS_1	298.9 / 80.0	1.53	13C3-PFBS	302.0 / 99.0	28535.77	232.25
PFBS_2	298.9 / 99.0	1.53	13C3-PFBS	302.0 / 99.0	28535.77	232.25
PFHxA_1	313.0 / 269.0	1.85	13C5-PFHxA	318.0 / 273.0	69921.81	250.00
PFHxA_2	313.0 / 119.0	1.85	13C5-PFHxA	318.0 / 273.0	69921.81	250.00
PFHpA_1	363.0 / 319.0	2.25	13C4-PFHpA	367.0 / 322.0	73298.75	250.00
PFHpA_2	363.0 / 169.0	2.25	13C4-PFHpA	367.0 / 322.0	73298.75	250.00
PFHxS_1	399.0 / 80.0	2.27	13C3-PFHxS	402.0 / 99.0	27037.56	236.50
PFHxS_2	399.0 / 99.0	2.27	13C3-PFHxS	402.0 / 99.0	27037.56	236.50
PFOA_1	413.0 / 369.0	2.66	13C8-PFOA	421.0 / 376.0	104583.78	250.00
PFOA_2	413.0 / 169.0	2.66	13C8-PFOA	421.0 / 376.0	104583.78	250.00
PFNA_1	463.0 / 419.0	3.05	13C9-PFNA	472.0 / 427.0	100228.99	250.00
PFNA_2	463.0 / 219.0	3.05	13C9-PFNA	472.0 / 427.0	100228.99	250.00
PFOS_1	499.0 / 80.0	3.05	13C8-PFOS	507.0 / 99.0	34288.48	239.25
PFOS_2	499.0 / 99.0	3.05	13C8-PFOS	507.0 / 99.0	34288.48	239.25
PFDA_1	513.0 / 469.0	3.40	13C6-PFDA	519.0 / 474.0	105885.85	250.00
PFDA_2	513.0 / 219.0	3.40	13C6-PFDA	519.0 / 474.0	105885.85	250.00
PFUnA_1	563.0 / 519.0	3.72	13C7-PFUnA	570.0 / 525.0	106398.30	250.00
PFUnA_2	563.0 / 269.0	3.72	13C7-PFUnA	570.0 / 525.0	106398.30	250.00
PFDoA_1	613.0 / 569.0	4.01	13C2-PFDoA	615.0 / 570.0	101330.66	250.00
PFDoA_2	613.0 / 319.0	4.01	13C2-PFDoA	615.0 / 570.0	101330.66	250.00
PFTrDA_1	663.0 / 619.0	4.25	13C2-PFTeDA	715.0 / 670.0	76093.31	250.00
PFTrDA_2	663.0 / 169.0	4.25	13C2-PFTeDA	715.0 / 670.0	76093.31	250.00
PFTeDA_1	713.0 / 669.0	4.47	13C2-PFTeDA	715.0 / 670.0	76093.31	250.00
PFTeDA_2	713.0 / 169.0	4.47	13C2-PFTeDA	715.0 / 670.0	76093.31	250.00
NMeFOSAA_1	570.0 / 419.0	3.56	d3-MeFOSAA	573.0 / 419.0	16007.67	250.00
NMeFOSAA_2	570.0 / 512.0	3.56	d3-MeFOSAA	573.0 / 419.0	16007.67	250.00
NEtFOSAA_1	584.0 / 419.0	3.72	d5-EtFOSAA	589.0 / 419.0	17544.15	250.00
NEtFOSAA_2	584.0 / 483.0	3.72	d5-EtFOSAA	589.0 / 419.0	17544.15	250.00

BATTELLE

Summary Internal Standard Report

Sample Name	KB69 CCV	**Injection Vial**	21
Sample ID	CCV	**Injection Volume**	10.00
Sample Type	Quality Control	**Instrument Name**	QTRAP 5500
Acquisition Date	2018-10-03T10:48:13	**Data File**	18-0567.wiff
Acquisition Method	5-0369.dam	**Result Table**	18-0567_BASE
Sample Comment			

Results Summary

Analyte	MRM Transition	RT	IS	IS MRM Transition	IS Area	IS Conc. (ng/L)
PFBS_1	298.9 / 80.0	1.53	13C3-PFBS	302.0 / 99.0	29071.34	232.25
PFBS_2	298.9 / 99.0	1.53	13C3-PFBS	302.0 / 99.0	29071.34	232.25
PFHxA_1	313.0 / 269.0	1.85	13C5-PFHxA	318.0 / 273.0	69006.52	250.00
PFHxA_2	313.0 / 119.0	1.84	13C5-PFHxA	318.0 / 273.0	69006.52	250.00
PFHpA_1	363.0 / 319.0	2.25	13C4-PFHpA	367.0 / 322.0	74756.75	250.00
PFHpA_2	363.0 / 169.0	2.25	13C4-PFHpA	367.0 / 322.0	74756.75	250.00
PFHxS_1	399.0 / 80.0	2.27	13C3-PFHxS	402.0 / 99.0	27258.67	236.50
PFHxS_2	399.0 / 99.0	2.27	13C3-PFHxS	402.0 / 99.0	27258.67	236.50
PFOA_1	413.0 / 369.0	2.66	13C8-PFOA	421.0 / 376.0	104043.86	250.00
PFOA_2	413.0 / 169.0	2.66	13C8-PFOA	421.0 / 376.0	104043.86	250.00
PFNA_1	463.0 / 419.0	3.05	13C9-PFNA	472.0 / 427.0	102830.35	250.00
PFNA_2	463.0 / 219.0	3.05	13C9-PFNA	472.0 / 427.0	102830.35	250.00
PFOS_1	499.0 / 80.0	3.05	13C8-PFOS	507.0 / 99.0	30272.23	239.25
PFOS_2	499.0 / 99.0	3.05	13C8-PFOS	507.0 / 99.0	30272.23	239.25
PFDA_1	513.0 / 469.0	3.41	13C6-PFDA	519.0 / 474.0	106691.66	250.00
PFDA_2	513.0 / 219.0	3.41	13C6-PFDA	519.0 / 474.0	106691.66	250.00
PFUnA_1	563.0 / 519.0	3.73	13C7-PFUnA	570.0 / 525.0	107866.19	250.00
PFUnA_2	563.0 / 269.0	3.73	13C7-PFUnA	570.0 / 525.0	107866.19	250.00
PFDoA_1	613.0 / 569.0	4.01	13C2-PFDoA	615.0 / 570.0	105536.64	250.00
PFDoA_2	613.0 / 319.0	4.01	13C2-PFDoA	615.0 / 570.0	105536.64	250.00
PFTrDA_1	663.0 / 619.0	4.26	13C2-PFTeDA	715.0 / 670.0	78363.80	250.00
PFTrDA_2	663.0 / 169.0	4.25	13C2-PFTeDA	715.0 / 670.0	78363.80	250.00
PFTeDA_1	713.0 / 669.0	4.47	13C2-PFTeDA	715.0 / 670.0	78363.80	250.00
PFTeDA_2	713.0 / 169.0	4.47	13C2-PFTeDA	715.0 / 670.0	78363.80	250.00
NMeFOSAA_1	570.0 / 419.0	3.56	d3-MeFOSAA	573.0 / 419.0	16185.21	250.00
NMeFOSAA_2	570.0 / 512.0	3.56	d3-MeFOSAA	573.0 / 419.0	16185.21	250.00
NEtFOSAA_1	584.0 / 419.0	3.72	d5-EtFOSAA	589.0 / 419.0	17894.18	250.00
NEtFOSAA_2	584.0 / 483.0	3.73	d5-EtFOSAA	589.0 / 419.0	17894.18	250.00

BATTELLE

Summary Internal Standard Report

Sample Name	KA88 ISC	**Injection Vial**	1
Sample ID	Instrument Sensitivity Check	**Injection Volume**	10.00
Sample Type	Quality Control	**Instrument Name**	QTRAP 5500
Acquisition Date	2018-10-03T15:57:14	**Data File**	18-0567.wiff
Acquisition Method	5-0369.dam	**Result Table**	18-0567_BASE
Sample Comment			

Results Summary

Analyte	MRM Transition	RT	IS	IS MRM Transition	IS Area	IS Conc. (ng/L)
PFBS_1	298.9 / 80.0	1.55	13C3-PFBS	302.0 / 99.0	33989.82	232.25
PFBS_2	298.9 / 99.0	1.55	13C3-PFBS	302.0 / 99.0	33989.82	232.25
PFHxA_1	313.0 / 269.0	1.88	13C5-PFHxA	318.0 / 273.0	81406.23	250.00
PFHxA_2	313.0 / 119.0	1.88	13C5-PFHxA	318.0 / 273.0	81406.23	250.00
PFHpA_1	363.0 / 319.0	2.29	13C4-PFHpA	367.0 / 322.0	92773.40	250.00
PFHpA_2	363.0 / 169.0	2.29	13C4-PFHpA	367.0 / 322.0	92773.40	250.00
PFHxS_1	399.0 / 80.0	2.31	13C3-PFHxS	402.0 / 99.0	30536.77	236.50
PFHxS_2	399.0 / 99.0	2.31	13C3-PFHxS	402.0 / 99.0	30536.77	236.50
PFOA_1	413.0 / 369.0	2.70	13C8-PFOA	421.0 / 376.0	110769.64	250.00
PFOA_2	413.0 / 169.0	2.70	13C8-PFOA	421.0 / 376.0	110769.64	250.00
PFNA_1	463.0 / 419.0	3.10	13C9-PFNA	472.0 / 427.0	108410.16	250.00
PFNA_2	463.0 / 219.0	3.10	13C9-PFNA	472.0 / 427.0	108410.16	250.00
PFOS_1	499.0 / 80.0	3.10	13C8-PFOS	507.0 / 99.0	31678.87	239.25
PFOS_2	499.0 / 99.0	3.10	13C8-PFOS	507.0 / 99.0	31678.87	239.25
PFDA_1	513.0 / 469.0	3.46	13C6-PFDA	519.0 / 474.0	104750.50	250.00
PFDA_2	513.0 / 219.0	3.46	13C6-PFDA	519.0 / 474.0	104750.50	250.00
PFUnA_1	563.0 / 519.0	3.79	13C7-PFUnA	570.0 / 525.0	99543.33	250.00
PFUnA_2	563.0 / 269.0	3.79	13C7-PFUnA	570.0 / 525.0	99543.33	250.00
PFDoA_1	613.0 / 569.0	4.07	13C2-PFDoA	615.0 / 570.0	107052.49	250.00
PFDoA_2	613.0 / 319.0	4.07	13C2-PFDoA	615.0 / 570.0	107052.49	250.00
PFTrDA_1	663.0 / 619.0	4.32	13C2-PFTeDA	715.0 / 670.0	78390.02	250.00
PFTrDA_2	663.0 / 169.0	4.31	13C2-PFTeDA	715.0 / 670.0	78390.02	250.00
PFTeDA_1	713.0 / 669.0	4.53	13C2-PFTeDA	715.0 / 670.0	78390.02	250.00
PFTeDA_2	713.0 / 169.0	4.53	13C2-PFTeDA	715.0 / 670.0	78390.02	250.00
NMeFOSAA_1	570.0 / 419.0	3.61	d3-MeFOSAA	573.0 / 419.0	17263.54	250.00
NMeFOSAA_2	570.0 / 512.0	3.61	d3-MeFOSAA	573.0 / 419.0	17263.54	250.00
NEtFOSAA_1	584.0 / 419.0	3.78	d5-EtFOSAA	589.0 / 419.0	16583.91	250.00
NEtFOSAA_2	584.0 / 483.0	3.79	d5-EtFOSAA	589.0 / 419.0	16583.91	250.00

BATTELLE

Summary Internal Standard Report

Sample Name	KB69 CCV	**Injection Vial**	9
Sample ID	CCV	**Injection Volume**	10.00
Sample Type	Quality Control	**Instrument Name**	QTRAP 5500
Acquisition Date	2018-10-03T17:24:13	**Data File**	18-0567.wiff
Acquisition Method	5-0369.dam	**Result Table**	18-0567_BASE
Sample Comment			

Results Summary

Analyte	MRM Transition	RT	IS	IS MRM Transition	IS Area	IS Conc. (ng/L)
PFBS_1	298.9 / 80.0	1.54	13C3-PFBS	302.0 / 99.0	36364.72	232.25
PFBS_2	298.9 / 99.0	1.54	13C3-PFBS	302.0 / 99.0	36364.72	232.25
PFHxA_1	313.0 / 269.0	1.86	13C5-PFHxA	318.0 / 273.0	87649.71	250.00
PFHxA_2	313.0 / 119.0	1.86	13C5-PFHxA	318.0 / 273.0	87649.71	250.00
PFHpA_1	363.0 / 319.0	2.27	13C4-PFHpA	367.0 / 322.0	92409.98	250.00
PFHpA_2	363.0 / 169.0	2.26	13C4-PFHpA	367.0 / 322.0	92409.98	250.00
PFHxS_1	399.0 / 80.0	2.29	13C3-PFHxS	402.0 / 99.0	31484.62	236.50
PFHxS_2	399.0 / 99.0	2.29	13C3-PFHxS	402.0 / 99.0	31484.62	236.50
PFOA_1	413.0 / 369.0	2.68	13C8-PFOA	421.0 / 376.0	111546.39	250.00
PFOA_2	413.0 / 169.0	2.67	13C8-PFOA	421.0 / 376.0	111546.39	250.00
PFNA_1	463.0 / 419.0	3.07	13C9-PFNA	472.0 / 427.0	100664.17	250.00
PFNA_2	463.0 / 219.0	3.07	13C9-PFNA	472.0 / 427.0	100664.17	250.00
PFOS_1	499.0 / 80.0	3.07	13C8-PFOS	507.0 / 99.0	32709.29	239.25
PFOS_2	499.0 / 99.0	3.07	13C8-PFOS	507.0 / 99.0	32709.29	239.25
PFDA_1	513.0 / 469.0	3.43	13C6-PFDA	519.0 / 474.0	114792.21	250.00
PFDA_2	513.0 / 219.0	3.43	13C6-PFDA	519.0 / 474.0	114792.21	250.00
PFUnA_1	563.0 / 519.0	3.75	13C7-PFUnA	570.0 / 525.0	104192.49	250.00
PFUnA_2	563.0 / 269.0	3.75	13C7-PFUnA	570.0 / 525.0	104192.49	250.00
PFDoA_1	613.0 / 569.0	4.03	13C2-PFDoA	615.0 / 570.0	104878.62	250.00
PFDoA_2	613.0 / 319.0	4.03	13C2-PFDoA	615.0 / 570.0	104878.62	250.00
PFTrDA_1	663.0 / 619.0	4.28	13C2-PFTeDA	715.0 / 670.0	87732.20	250.00
PFTrDA_2	663.0 / 169.0	4.28	13C2-PFTeDA	715.0 / 670.0	87732.20	250.00
PFTeDA_1	713.0 / 669.0	4.49	13C2-PFTeDA	715.0 / 670.0	87732.20	250.00
PFTeDA_2	713.0 / 169.0	4.49	13C2-PFTeDA	715.0 / 670.0	87732.20	250.00
NMeFOSAA_1	570.0 / 419.0	3.58	d3-MeFOSAA	573.0 / 419.0	18299.26	250.00
NMeFOSAA_2	570.0 / 512.0	3.58	d3-MeFOSAA	573.0 / 419.0	18299.26	250.00
NEtFOSAA_1	584.0 / 419.0	3.74	d5-EtFOSAA	589.0 / 419.0	16197.01	250.00
NEtFOSAA_2	584.0 / 483.0	3.74	d5-EtFOSAA	589.0 / 419.0	16197.01	250.00

BATTELLE

Summary Internal Standard Report

Sample Name	KB36 ICC	**Injection Vial**	10
Sample ID	ICC	**Injection Volume**	10.00
Sample Type	Quality Control	**Instrument Name**	QTRAP 5500
Acquisition Date	2018-10-02T21:56:17	**Data File**	18-0567.wiff
Acquisition Method	5-0369.dam	**Result Table**	18-0567_SIS
Sample Comment			

Results Summary

Analyte	MRM Transition	RT	IS	IS MRM Transition	IS Area	IS Conc. (ng/L)
13C2-PFDoA	615.0 / 570.0	4.01	13C2-PFDA	515.0 / 470.0	102089.78	250.00
d3-MeFOSAA	573.0 / 419.0	3.56	13C4-PFOS	503.0 / 99.0	29054.61	239.25
d5-EtFOSAA	589.0 / 419.0	3.72	13C4-PFOS	503.0 / 99.0	29054.61	239.25
13C5-PFHxA	318.0 / 273.0	1.83	13C2-PFOA	415.0 / 370.0	82611.52	250.00
13C4-PFHpA	367.0 / 322.0	2.24	13C2-PFOA	415.0 / 370.0	82611.52	250.00
13C8-PFOA	421.0 / 376.0	2.65	13C2-PFOA	415.0 / 370.0	82611.52	250.00
13C9-PFNA	472.0 / 427.0	3.04	13C2-PFOA	415.0 / 370.0	82611.52	250.00
13C6-PFDA	519.0 / 474.0	3.40	13C2-PFDA	515.0 / 470.0	102089.78	250.00
13C7-PFUnA	570.0 / 525.0	3.72	13C2-PFDA	515.0 / 470.0	102089.78	250.00
13C2-PFTeDA	715.0 / 670.0	4.47	13C2-PFDA	515.0 / 470.0	102089.78	250.00
13C3-PFBS	302.0 / 99.0	1.51	13C4-PFOS	503.0 / 99.0	29054.61	239.25
13C3-PFHxS	402.0 / 99.0	2.27	13C4-PFOS	503.0 / 99.0	29054.61	239.25
13C8-PFOS	507.0 / 99.0	3.04	13C4-PFOS	503.0 / 99.0	29054.61	239.25

BATTELLE

Summary Internal Standard Report

Sample Name	KB85 CCV	**Injection Vial**	5
Sample ID	CCV	**Injection Volume**	10.00
Sample Type	Quality Control	**Instrument Name**	QTRAP 5500
Acquisition Date	2018-10-02T22:50:36	**Data File**	18-0567.wiff
Acquisition Method	5-0369.dam	**Result Table**	18-0567_SIS
Sample Comment			

Results Summary

Analyte	MRM Transition	RT	IS	IS MRM Transition	IS Area	IS Conc. (ng/L)
13C2-PFDoA	615.0 / 570.0	4.01	13C2-PFDA	515.0 / 470.0	102433.40	250.00
d3-MeFOSAA	573.0 / 419.0	3.56	13C4-PFOS	503.0 / 99.0	32881.56	239.25
d5-EtFOSAA	589.0 / 419.0	3.72	13C4-PFOS	503.0 / 99.0	32881.56	239.25
13C5-PFHxA	318.0 / 273.0	1.83	13C2-PFOA	415.0 / 370.0	96389.07	250.00
13C4-PFHpA	367.0 / 322.0	2.24	13C2-PFOA	415.0 / 370.0	96389.07	250.00
13C8-PFOA	421.0 / 376.0	2.65	13C2-PFOA	415.0 / 370.0	96389.07	250.00
13C9-PFNA	472.0 / 427.0	3.04	13C2-PFOA	415.0 / 370.0	96389.07	250.00
13C6-PFDA	519.0 / 474.0	3.40	13C2-PFDA	515.0 / 470.0	102433.40	250.00
13C7-PFUnA	570.0 / 525.0	3.72	13C2-PFDA	515.0 / 470.0	102433.40	250.00
13C2-PFTeDA	715.0 / 670.0	4.47	13C2-PFDA	515.0 / 470.0	102433.40	250.00
13C3-PFBS	302.0 / 99.0	1.51	13C4-PFOS	503.0 / 99.0	32881.56	239.25
13C3-PFHxS	402.0 / 99.0	2.27	13C4-PFOS	503.0 / 99.0	32881.56	239.25
13C8-PFOS	507.0 / 99.0	3.04	13C4-PFOS	503.0 / 99.0	32881.56	239.25

BATTELLE

Summary Internal Standard Report

Sample Name	KB85 CCV	**Injection Vial**	24
Sample ID	CCV	**Injection Volume**	10.00
Sample Type	Quality Control	**Instrument Name**	QTRAP 5500
Acquisition Date	2018-10-03T00:39:17	**Data File**	18-0567.wiff
Acquisition Method	5-0369.dam	**Result Table**	18-0567_SIS
Sample Comment			

Results Summary

Analyte	MRM Transition	RT	IS	IS MRM Transition	IS Area	IS Conc. (ng/L)
13C2-PFDoA	615.0 / 570.0	4.00	13C2-PFDA	515.0 / 470.0	92688.94	250.00
d3-MeFOSAA	573.0 / 419.0	3.56	13C4-PFOS	503.0 / 99.0	26311.17	239.25
d5-EtFOSAA	589.0 / 419.0	3.72	13C4-PFOS	503.0 / 99.0	26311.17	239.25
13C5-PFHxA	318.0 / 273.0	1.84	13C2-PFOA	415.0 / 370.0	79115.46	250.00
13C4-PFHpA	367.0 / 322.0	2.25	13C2-PFOA	415.0 / 370.0	79115.46	250.00
13C8-PFOA	421.0 / 376.0	2.66	13C2-PFOA	415.0 / 370.0	79115.46	250.00
13C9-PFNA	472.0 / 427.0	3.04	13C2-PFOA	415.0 / 370.0	79115.46	250.00
13C6-PFDA	519.0 / 474.0	3.40	13C2-PFDA	515.0 / 470.0	92688.94	250.00
13C7-PFUnA	570.0 / 525.0	3.72	13C2-PFDA	515.0 / 470.0	92688.94	250.00
13C2-PFTeDA	715.0 / 670.0	4.47	13C2-PFDA	515.0 / 470.0	92688.94	250.00
13C3-PFBS	302.0 / 99.0	1.52	13C4-PFOS	503.0 / 99.0	26311.17	239.25
13C3-PFHxS	402.0 / 99.0	2.27	13C4-PFOS	503.0 / 99.0	26311.17	239.25
13C8-PFOS	507.0 / 99.0	3.04	13C4-PFOS	503.0 / 99.0	26311.17	239.25

BATTELLE

Summary Internal Standard Report

Sample Name	KB69 CCV	**Injection Vial**	36
Sample ID	CCV	**Injection Volume**	10.00
Sample Type	Quality Control	**Instrument Name**	QTRAP 5500
Acquisition Date	2018-10-03T02:49:38	**Data File**	18-0567.wiff
Acquisition Method	5-0369.dam	**Result Table**	18-0567_SIS
Sample Comment			

Results Summary

Analyte	MRM Transition	RT	IS	IS MRM Transition	IS Area	IS Conc. (ng/L)
13C2-PFDoA	615.0 / 570.0	4.01	13C2-PFDA	515.0 / 470.0	100837.19	250.00
d3-MeFOSAA	573.0 / 419.0	3.56	13C4-PFOS	503.0 / 99.0	29239.33	239.25
d5-EtFOSAA	589.0 / 419.0	3.72	13C4-PFOS	503.0 / 99.0	29239.33	239.25
13C5-PFHxA	318.0 / 273.0	1.84	13C2-PFOA	415.0 / 370.0	85524.41	250.00
13C4-PFHpA	367.0 / 322.0	2.24	13C2-PFOA	415.0 / 370.0	85524.41	250.00
13C8-PFOA	421.0 / 376.0	2.65	13C2-PFOA	415.0 / 370.0	85524.41	250.00
13C9-PFNA	472.0 / 427.0	3.04	13C2-PFOA	415.0 / 370.0	85524.41	250.00
13C6-PFDA	519.0 / 474.0	3.40	13C2-PFDA	515.0 / 470.0	100837.19	250.00
13C7-PFUnA	570.0 / 525.0	3.72	13C2-PFDA	515.0 / 470.0	100837.19	250.00
13C2-PFTeDA	715.0 / 670.0	4.47	13C2-PFDA	515.0 / 470.0	100837.19	250.00
13C3-PFBS	302.0 / 99.0	1.51	13C4-PFOS	503.0 / 99.0	29239.33	239.25
13C3-PFHxS	402.0 / 99.0	2.27	13C4-PFOS	503.0 / 99.0	29239.33	239.25
13C8-PFOS	507.0 / 99.0	3.04	13C4-PFOS	503.0 / 99.0	29239.33	239.25

BATTELLE

Summary Internal Standard Report

Created with Analyst Reporter
Printed: 04/10/2018 7:46:46 PM

Sample Name	KB85 CCV	**Injection Vial**	46
Sample ID	CCV	**Injection Volume**	10.00
Sample Type	Quality Control	**Instrument Name**	QTRAP 5500
Acquisition Date	2018-10-03T04:38:18	**Data File**	18-0567.wiff
Acquisition Method	5-0369.dam	**Result Table**	18-0567_SIS
Sample Comment			

Results Summary

Analyte	MRM Transition	RT	IS	IS MRM Transition	IS Area	IS Conc. (ng/L)
13C2-PFDoA	615.0 / 570.0	4.01	13C2-PFDA	515.0 / 470.0	97831.53	250.00
d3-MeFOSAA	573.0 / 419.0	3.57	13C4-PFOS	503.0 / 99.0	27374.63	239.25
d5-EtFOSAA	589.0 / 419.0	3.72	13C4-PFOS	503.0 / 99.0	27374.63	239.25
13C5-PFHxA	318.0 / 273.0	1.84	13C2-PFOA	415.0 / 370.0	86313.88	250.00
13C4-PFHpA	367.0 / 322.0	2.25	13C2-PFOA	415.0 / 370.0	86313.88	250.00
13C8-PFOA	421.0 / 376.0	2.66	13C2-PFOA	415.0 / 370.0	86313.88	250.00
13C9-PFNA	472.0 / 427.0	3.05	13C2-PFOA	415.0 / 370.0	86313.88	250.00
13C6-PFDA	519.0 / 474.0	3.40	13C2-PFDA	515.0 / 470.0	97831.53	250.00
13C7-PFUnA	570.0 / 525.0	3.72	13C2-PFDA	515.0 / 470.0	97831.53	250.00
13C2-PFTeDA	715.0 / 670.0	4.47	13C2-PFDA	515.0 / 470.0	97831.53	250.00
13C3-PFBS	302.0 / 99.0	1.52	13C4-PFOS	503.0 / 99.0	27374.63	239.25
13C3-PFHxS	402.0 / 99.0	2.27	13C4-PFOS	503.0 / 99.0	27374.63	239.25
13C8-PFOS	507.0 / 99.0	3.05	13C4-PFOS	503.0 / 99.0	27374.63	239.25

BATTELLE

Summary Internal Standard Report

Sample Name	KB69 CCV	**Injection Vial**	4
Sample ID	CCV	**Injection Volume**	10.00
Sample Type	Quality Control	**Instrument Name**	QTRAP 5500
Acquisition Date	2018-10-03T06:59:38	**Data File**	18-0567.wiff
Acquisition Method	5-0369.dam	**Result Table**	18-0567_SIS
Sample Comment			

Results Summary

Analyte	MRM Transition	RT	IS	IS MRM Transition	IS Area	IS Conc. (ng/L)
13C2-PFDoA	615.0 / 570.0	4.00	13C2-PFDA	515.0 / 470.0	106563.76	250.00
d3-MeFOSAA	573.0 / 419.0	3.56	13C4-PFOS	503.0 / 99.0	26166.93	239.25
d5-EtFOSAA	589.0 / 419.0	3.72	13C4-PFOS	503.0 / 99.0	26166.93	239.25
13C5-PFHxA	318.0 / 273.0	1.84	13C2-PFOA	415.0 / 370.0	84090.27	250.00
13C4-PFHpA	367.0 / 322.0	2.24	13C2-PFOA	415.0 / 370.0	84090.27	250.00
13C8-PFOA	421.0 / 376.0	2.65	13C2-PFOA	415.0 / 370.0	84090.27	250.00
13C9-PFNA	472.0 / 427.0	3.04	13C2-PFOA	415.0 / 370.0	84090.27	250.00
13C6-PFDA	519.0 / 474.0	3.40	13C2-PFDA	515.0 / 470.0	106563.76	250.00
13C7-PFUnA	570.0 / 525.0	3.72	13C2-PFDA	515.0 / 470.0	106563.76	250.00
13C2-PFTeDA	715.0 / 670.0	4.46	13C2-PFDA	515.0 / 470.0	106563.76	250.00
13C3-PFBS	302.0 / 99.0	1.52	13C4-PFOS	503.0 / 99.0	26166.93	239.25
13C3-PFHxS	402.0 / 99.0	2.27	13C4-PFOS	503.0 / 99.0	26166.93	239.25
13C8-PFOS	507.0 / 99.0	3.04	13C4-PFOS	503.0 / 99.0	26166.93	239.25

BATTELLE

Summary Internal Standard Report

Created with Analyst Reporter
Printed: 04/10/2018 7:46:54 PM

Sample Name	KB85 CCV	**Injection Vial**	17
Sample ID	CCV	**Injection Volume**	10.00
Sample Type	Quality Control	**Instrument Name**	QTRAP 5500
Acquisition Date	2018-10-03T09:21:11	**Data File**	18-0567.wiff
Acquisition Method	5-0369.dam	**Result Table**	18-0567_SIS
Sample Comment			

Results Summary

Analyte	MRM Transition	RT	IS	IS MRM Transition	IS Area	IS Conc. (ng/L)
13C2-PFDoA	615.0 / 570.0	4.00	13C2-PFDA	515.0 / 470.0	93341.78	250.00
d3-MeFOSAA	573.0 / 419.0	3.55	13C4-PFOS	503.0 / 99.0	28516.47	239.25
d5-EtFOSAA	589.0 / 419.0	3.71	13C4-PFOS	503.0 / 99.0	28516.47	239.25
13C5-PFHxA	318.0 / 273.0	1.83	13C2-PFOA	415.0 / 370.0	86267.20	250.00
13C4-PFHpA	367.0 / 322.0	2.24	13C2-PFOA	415.0 / 370.0	86267.20	250.00
13C8-PFOA	421.0 / 376.0	2.65	13C2-PFOA	415.0 / 370.0	86267.20	250.00
13C9-PFNA	472.0 / 427.0	3.04	13C2-PFOA	415.0 / 370.0	86267.20	250.00
13C6-PFDA	519.0 / 474.0	3.39	13C2-PFDA	515.0 / 470.0	93341.78	250.00
13C7-PFUnA	570.0 / 525.0	3.71	13C2-PFDA	515.0 / 470.0	93341.78	250.00
13C2-PFTeDA	715.0 / 670.0	4.46	13C2-PFDA	515.0 / 470.0	93341.78	250.00
13C3-PFBS	302.0 / 99.0	1.51	13C4-PFOS	503.0 / 99.0	28516.47	239.25
13C3-PFHxS	402.0 / 99.0	2.26	13C4-PFOS	503.0 / 99.0	28516.47	239.25
13C8-PFOS	507.0 / 99.0	3.04	13C4-PFOS	503.0 / 99.0	28516.47	239.25

BATTELLE

Summary Internal Standard Report

Sample Name	KB69 CCV	**Injection Vial**	21
Sample ID	CCV	**Injection Volume**	10.00
Sample Type	Quality Control	**Instrument Name**	QTRAP 5500
Acquisition Date	2018-10-03T10:48:13	**Data File**	18-0567.wiff
Acquisition Method	5-0369.dam	**Result Table**	18-0567_SIS
Sample Comment			

Results Summary

Analyte	MRM Transition	RT	IS	IS MRM Transition	IS Area	IS Conc. (ng/L)
13C2-PFDoA	615.0 / 570.0	4.00	13C2-PFDA	515.0 / 470.0	98735.08	250.00
d3-MeFOSAA	573.0 / 419.0	3.56	13C4-PFOS	503.0 / 99.0	29025.79	239.25
d5-EtFOSAA	589.0 / 419.0	3.71	13C4-PFOS	503.0 / 99.0	29025.79	239.25
13C5-PFHxA	318.0 / 273.0	1.83	13C2-PFOA	415.0 / 370.0	89317.83	250.00
13C4-PFHpA	367.0 / 322.0	2.24	13C2-PFOA	415.0 / 370.0	89317.83	250.00
13C8-PFOA	421.0 / 376.0	2.65	13C2-PFOA	415.0 / 370.0	89317.83	250.00
13C9-PFNA	472.0 / 427.0	3.04	13C2-PFOA	415.0 / 370.0	89317.83	250.00
13C6-PFDA	519.0 / 474.0	3.39	13C2-PFDA	515.0 / 470.0	98735.08	250.00
13C7-PFUnA	570.0 / 525.0	3.71	13C2-PFDA	515.0 / 470.0	98735.08	250.00
13C2-PFTeDA	715.0 / 670.0	4.46	13C2-PFDA	515.0 / 470.0	98735.08	250.00
13C3-PFBS	302.0 / 99.0	1.51	13C4-PFOS	503.0 / 99.0	29025.79	239.25
13C3-PFHxS	402.0 / 99.0	2.26	13C4-PFOS	503.0 / 99.0	29025.79	239.25
13C8-PFOS	507.0 / 99.0	3.04	13C4-PFOS	503.0 / 99.0	29025.79	239.25

BATTELLE

Summary Internal Standard Report

Sample Name	KA88 ISC	**Injection Vial**	1
Sample ID	Instrument Sensitivity Check	**Injection Volume**	10.00
Sample Type	Quality Control	**Instrument Name**	QTRAP 5500
Acquisition Date	2018-10-03T15:57:14	**Data File**	18-0567.wiff
Acquisition Method	5-0369.dam	**Result Table**	18-0567_SIS
Sample Comment			

Results Summary

Analyte	MRM Transition	RT	IS	IS MRM Transition	IS Area	IS Conc. (ng/L)
13C2-PFDoA	615.0 / 570.0	4.06	13C2-PFDA	515.0 / 470.0	105322.83	250.00
d3-MeFOSAA	573.0 / 419.0	3.61	13C4-PFOS	503.0 / 99.0	34413.67	239.25
d5-EtFOSAA	589.0 / 419.0	3.77	13C4-PFOS	503.0 / 99.0	34413.67	239.25
13C5-PFHxA	318.0 / 273.0	1.86	13C2-PFOA	415.0 / 370.0	94823.08	250.00
13C4-PFHpA	367.0 / 322.0	2.28	13C2-PFOA	415.0 / 370.0	94823.08	250.00
13C8-PFOA	421.0 / 376.0	2.69	13C2-PFOA	415.0 / 370.0	94823.08	250.00
13C9-PFNA	472.0 / 427.0	3.09	13C2-PFOA	415.0 / 370.0	94823.08	250.00
13C6-PFDA	519.0 / 474.0	3.45	13C2-PFDA	515.0 / 470.0	105322.83	250.00
13C7-PFUnA	570.0 / 525.0	3.77	13C2-PFDA	515.0 / 470.0	105322.83	250.00
13C2-PFTeDA	715.0 / 670.0	4.53	13C2-PFDA	515.0 / 470.0	105322.83	250.00
13C3-PFBS	302.0 / 99.0	1.54	13C4-PFOS	503.0 / 99.0	34413.67	239.25
13C3-PFHxS	402.0 / 99.0	2.30	13C4-PFOS	503.0 / 99.0	34413.67	239.25
13C8-PFOS	507.0 / 99.0	3.08	13C4-PFOS	503.0 / 99.0	34413.67	239.25

BATTELLE

Summary Internal Standard Report

Sample Name	KB69 CCV	**Injection Vial**	9
Sample ID	CCV	**Injection Volume**	10.00
Sample Type	Quality Control	**Instrument Name**	QTRAP 5500
Acquisition Date	2018-10-03T17:24:13	**Data File**	18-0567.wiff
Acquisition Method	5-0369.dam	**Result Table**	18-0567_SIS
Sample Comment			

Results Summary

Analyte	MRM Transition	RT	IS	IS MRM Transition	IS Area	IS Conc. (ng/L)
13C2-PFDoA	615.0 / 570.0	4.02	13C2-PFDA	515.0 / 470.0	98055.52	250.00
d3-MeFOSAA	573.0 / 419.0	3.57	13C4-PFOS	503.0 / 99.0	31842.36	239.25
d5-EtFOSAA	589.0 / 419.0	3.73	13C4-PFOS	503.0 / 99.0	31842.36	239.25
13C5-PFHxA	318.0 / 273.0	1.84	13C2-PFOA	415.0 / 370.0	95253.31	250.00
13C4-PFHpA	367.0 / 322.0	2.25	13C2-PFOA	415.0 / 370.0	95253.31	250.00
13C8-PFOA	421.0 / 376.0	2.67	13C2-PFOA	415.0 / 370.0	95253.31	250.00
13C9-PFNA	472.0 / 427.0	3.06	13C2-PFOA	415.0 / 370.0	95253.31	250.00
13C6-PFDA	519.0 / 474.0	3.41	13C2-PFDA	515.0 / 470.0	98055.52	250.00
13C7-PFUnA	570.0 / 525.0	3.73	13C2-PFDA	515.0 / 470.0	98055.52	250.00
13C2-PFTeDA	715.0 / 670.0	4.49	13C2-PFDA	515.0 / 470.0	98055.52	250.00
13C3-PFBS	302.0 / 99.0	1.52	13C4-PFOS	503.0 / 99.0	31842.36	239.25
13C3-PFHxS	402.0 / 99.0	2.28	13C4-PFOS	503.0 / 99.0	31842.36	239.25
13C8-PFOS	507.0 / 99.0	3.06	13C4-PFOS	503.0 / 99.0	31842.36	239.25

Raw Analytical Data

BATTELLE

Summary Quant Report

Created with Analyst Reporter
Printed: 04/10/2018 8:19:29 PM

Sample Name	KB35 IB	**Injection Vial**	9
Sample ID	Instrument Blank	**Injection Volume**	10.00
Sample Type	Unknown	**Instrument Name**	QTRAP 5500
Acquisition Date	2018-10-02T21:45:25	**Data File**	18-0567.wiff
Acquisition Method	5-0369.dam	**Result Table**	18-0567_BASE
Sample Comment			

Results Summary

Analyte	MRM Transition	RT	Area	Conc. (ng/L)	Signal/Noise Ratio	Modified
PFBS_1	298.9 / 80.0	1.54	6443.78	32.581702	26.6	true
PFBS_2	298.9 / 99.0	1.54	2348.39	0.229533	19.9	true
PFHxA_1	313.0 / 269.0	N/A	N/A	N/A	N/A	true
PFHxA_2	313.0 / 119.0	N/A	N/A	N/A	N/A	true
PFHpA_1	363.0 / 319.0	N/A	N/A	N/A	N/A	true
PFHpA_2	363.0 / 169.0	N/A	N/A	N/A	N/A	true
PFHxS_1	399.0 / 80.0	2.29	4746.48	5.211195	26.4	false
PFHxS_2	399.0 / 99.0	2.29	1783.69	13.735315	20.6	true
PFOA_1	413.0 / 369.0	N/A	N/A	N/A	N/A	true
PFOA_2	413.0 / 169.0	N/A	N/A	N/A	N/A	true
PFNA_1	463.0 / 419.0	3.07	7426.51	3.664084	25.4	false
PFNA_2	463.0 / 219.0	3.07	1497.96	< 0	19.1	true
PFOS_1	499.0 / 80.0	N/A	N/A	N/A	N/A	true
PFOS_2	499.0 / 99.0	N/A	N/A	N/A	N/A	true
PFDA_1	513.0 / 469.0	N/A	N/A	N/A	N/A	true
PFDA_2	513.0 / 219.0	N/A	N/A	N/A	N/A	true
PFUnA_1	563.0 / 519.0	N/A	N/A	N/A	N/A	true
PFUnA_2	563.0 / 269.0	N/A	N/A	N/A	N/A	true
PFDoA_1	613.0 / 569.0	4.02	6483.71	< 0	57.9	false
PFDoA_2	613.0 / 319.0	4.01	757.73	< 0	24.8	false
PFTrDA_1	663.0 / 619.0	4.26	5399.72	< 0	105.2	false
PFTrDA_2	663.0 / 169.0	4.25	729.76	< 0	36.0	false
PFTeDA_1	713.0 / 669.0	4.47	6122.44	< 0	163.4	false
PFTeDA_2	713.0 / 169.0	4.47	271.93	< 0	32.4	false
NMeFOSAA_1	570.0 / 419.0	3.57	1366.80	< 0	71.5	false
NMeFOSAA_2	570.0 / 512.0	3.57	845.17	< 0	30.5	false
NEtFOSAA_1	584.0 / 419.0	N/A	N/A	N/A	N/A	true
NEtFOSAA_2	584.0 / 483.0	N/A	N/A	N/A	N/A	true

BATTELLE

Summary Quant Report

Created with Analyst Reporter
Printed: 04/10/2018 8:19:33 PM

Sample Name	CR845PB-FS(0)	**Injection Vial**	16
Sample ID	Procedural Blank	**Injection Volume**	10.00
Sample Type	Unknown	**Instrument Name**	QTRAP 5500
Acquisition Date	2018-10-02T23:12:20	**Data File**	18-0567.wiff
Acquisition Method	5-0369.dam	**Result Table**	18-0567_BASE
Sample Comment			

Results Summary

Analyte	MRM Transition	RT	Area	Conc. (ng/L)	Signal/Noise Ratio	Modified
PFBS_1	298.9 / 80.0	N/A	N/A	N/A	N/A	true
PFBS_2	298.9 / 99.0	N/A	N/A	N/A	N/A	true
PFHxA_1	313.0 / 269.0	N/A	N/A	N/A	N/A	true
PFHxA_2	313.0 / 119.0	N/A	N/A	N/A	N/A	true
PFHpA_1	363.0 / 319.0	N/A	N/A	N/A	N/A	true
PFHpA_2	363.0 / 169.0	N/A	N/A	N/A	N/A	true
PFHxS_1	399.0 / 80.0	N/A	N/A	N/A	N/A	true
PFHxS_2	399.0 / 99.0	N/A	N/A	N/A	N/A	true
PFOA_1	413.0 / 369.0	2.67	67879.76	177.036945	90.2	true
PFOA_2	413.0 / 169.0	2.67	4534.51	197.205265	106.4	false
PFNA_1	463.0 / 419.0	N/A	N/A	N/A	N/A	true
PFNA_2	463.0 / 219.0	N/A	N/A	N/A	N/A	true
PFOS_1	499.0 / 80.0	N/A	N/A	N/A	N/A	true
PFOS_2	499.0 / 99.0	N/A	N/A	N/A	N/A	true
PFDA_1	513.0 / 469.0	N/A	N/A	N/A	N/A	true
PFDA_2	513.0 / 219.0	N/A	N/A	N/A	N/A	true
PFUnA_1	563.0 / 519.0	N/A	N/A	N/A	N/A	true
PFUnA_2	563.0 / 269.0	N/A	N/A	N/A	N/A	true
PFDoA_1	613.0 / 569.0	N/A	N/A	N/A	N/A	true
PFDoA_2	613.0 / 319.0	N/A	N/A	N/A	N/A	true
PFTrDA_1	663.0 / 619.0	N/A	N/A	N/A	N/A	true
PFTrDA_2	663.0 / 169.0	N/A	N/A	N/A	N/A	true
PFTeDA_1	713.0 / 669.0	N/A	N/A	N/A	N/A	true
PFTeDA_2	713.0 / 169.0	N/A	N/A	N/A	N/A	true
NMeFOSAA_1	570.0 / 419.0	N/A	N/A	N/A	N/A	true
NMeFOSAA_2	570.0 / 512.0	N/A	N/A	N/A	N/A	true
NEtFOSAA_1	584.0 / 419.0	N/A	N/A	N/A	N/A	true
NEtFOSAA_2	584.0 / 483.0	N/A	N/A	N/A	N/A	true

BATTELLE

Summary Quant Report

Created with Analyst Reporter
Printed: 04/10/2018 8:19:37 PM

Sample Name	CR846LCS-FS(0)	**Injection Vial**	17
Sample ID	Laboratory Control Sample	**Injection Volume**	10.00
Sample Type	Unknown	**Instrument Name**	QTRAP 5500
Acquisition Date	2018-10-02T23:23:12	**Data File**	18-0567.wiff
Acquisition Method	5-0369.dam	**Result Table**	18-0567_BASE
Sample Comment			

Results Summary

Analyte	MRM Transition	RT	Area	Conc. (ng/L)	Signal/Noise Ratio	Modified
PFBS_1	298.9 / 80.0	1.54	1706358.00	4701.860228	1088.3	false
PFBS_2	298.9 / 99.0	1.54	499262.83	4686.390850	766.0	false
PFHxA_1	313.0 / 269.0	1.85	1226582.96	5047.834419	74.6	false
PFHxA_2	313.0 / 119.0	1.85	92713.99	5195.809433	78.4	false
PFHpA_1	363.0 / 319.0	2.26	1133678.21	4507.350068	218.4	false
PFHpA_2	363.0 / 169.0	2.26	25411.15	4868.816808	255.0	false
PFHxS_1	399.0 / 80.0	2.28	1791426.23	5306.583280	411.1	false
PFHxS_2	399.0 / 99.0	2.28	520964.52	5353.085246	608.7	false
PFOA_1	413.0 / 369.0	2.66	1892201.92	5057.147322	765.9	false
PFOA_2	413.0 / 169.0	2.66	120459.22	5134.196944	867.0	false
PFNA_1	463.0 / 419.0	3.05	1774773.02	5039.022008	681.6	false
PFNA_2	463.0 / 219.0	3.05	540225.15	4944.871664	730.2	false
PFOS_1	499.0 / 80.0	3.05	2739636.52	4920.303037	427.0	false
PFOS_2	499.0 / 99.0	3.04	470503.76	4806.648970	562.8	false
PFDA_1	513.0 / 469.0	3.40	1971465.77	5118.006500	596.3	false
PFDA_2	513.0 / 219.0	3.40	84423.16	5039.200780	565.4	false
PFUnA_1	563.0 / 519.0	3.71	1987470.96	5028.670008	534.1	false
PFUnA_2	563.0 / 269.0	3.71	100487.43	5064.007320	400.7	false
PFDoA_1	613.0 / 569.0	4.00	1718844.64	5030.490767	700.1	false
PFDoA_2	613.0 / 319.0	3.99	282124.05	5162.189661	537.4	false
PFTrDA_1	663.0 / 619.0	4.24	1507552.20	5335.188677	995.1	false
PFTrDA_2	663.0 / 169.0	4.24	98991.98	5484.453789	538.4	false
PFTeDA_1	713.0 / 669.0	4.45	1575506.86	5085.541042	1521.6	false
PFTeDA_2	713.0 / 169.0	4.45	76173.04	5212.780711	1160.7	false
NMeFOSAA_1	570.0 / 419.0	3.55	286092.89	4570.641635	1094.9	false
NMeFOSAA_2	570.0 / 512.0	3.55	161559.83	4869.716489	820.2	false
NEtFOSAA_1	584.0 / 419.0	3.71	306026.54	4937.819272	1004.6	false
NEtFOSAA_2	584.0 / 483.0	3.71	21023.11	5386.674883	705.9	false

BATTELLE

Summary Quant Report

Created with Analyst Reporter
Printed: 04/10/2018 8:19:41 PM

Sample Name	J8210-FS(0)	**Injection Vial**	18
Sample ID	VC-PM3009-DW01-0918	**Injection Volume**	10.00
Sample Type	Unknown	**Instrument Name**	QTRAP 5500
Acquisition Date	2018-10-02T23:34:04	**Data File**	18-0567.wiff
Acquisition Method	5-0369.dam	**Result Table**	18-0567_BASE
Sample Comment			

Results Summary

Analyte	MRM Transition	RT	Area	Conc. (ng/L)	Signal/Noise Ratio	Modified
PFBS_1	298.9 / 80.0	1.54	66569497.02	227599.863272	554.0	false
PFBS_2	298.9 / 99.0	1.53	24835593.30	291519.878135	1355.8	false
PFHxA_1	313.0 / 269.0	1.84	77930391.98	373084.509304	398.1	false
PFHxA_2	313.0 / 119.0	1.85	6346984.31	416378.126086	762.4	false
PFHpA_1	363.0 / 319.0	2.25	10788642.77	63617.551173	298.0	false
PFHpA_2	363.0 / 169.0	2.19	364345.64	103414.350221	517.9	false
PFHxS_1	399.0 / 80.0	2.25	136081584.78	609591.963855	665.4	false
PFHxS_2	399.0 / 99.0	2.28	67515952.40	1048215.159436	1071.2	false
PFOA_1	413.0 / 369.0	2.66	16038220.39	67419.889653	565.1	false
PFOA_2	413.0 / 169.0	2.66	755223.16	50551.087025	542.9	true
PFNA_1	463.0 / 419.0	3.05	68610.17	997.480760	58.9	false
PFNA_2	463.0 / 219.0	3.04	15928.66	729.272067	63.1	true
PFOS_1	499.0 / 80.0	3.08	288754113.68	5098537.410839	256.7	false
PFOS_2	499.0 / 99.0	3.06	155742783.77	15634819.372268	2520.7	false
PFDA_1	513.0 / 469.0	3.41	605735.75	1873.702971	196.0	false
PFDA_2	513.0 / 219.0	3.41	24691.41	1745.871961	138.1	true
PFUnA_1	563.0 / 519.0	3.65	88370.30	255.628667	83.0	false
PFUnA_2	563.0 / 269.0	3.52	37797.45	2126.984900	170.4	false
PFDoA_1	613.0 / 569.0	N/A	N/A	N/A	N/A	true
PFDoA_2	613.0 / 319.0	N/A	N/A	N/A	N/A	true
PFTrDA_1	663.0 / 619.0	N/A	N/A	N/A	N/A	true
PFTrDA_2	663.0 / 169.0	N/A	N/A	N/A	N/A	true
PFTeDA_1	713.0 / 669.0	N/A	N/A	N/A	N/A	true
PFTeDA_2	713.0 / 169.0	N/A	N/A	N/A	N/A	true
NMeFOSAA_1	570.0 / 419.0	3.51	155880.29	3107.422726	254.3	true
NMeFOSAA_2	570.0 / 512.0	3.53	81020.52	3034.908976	154.8	true
NEtFOSAA_1	584.0 / 419.0	3.73	18224.32	330.737047	150.7	false
NEtFOSAA_2	584.0 / 483.0	3.73	1375.58	356.806640	52.3	false

BATTELLE

Summary Quant Report

Created with Analyst Reporter
Printed: 04/10/2018 8:19:46 PM

Sample Name	J8210-FS-D(3)	**Injection Vial**	19
Sample ID	VC-PM3009-DW01-0918	**Injection Volume**	10.00
Sample Type	Unknown	**Instrument Name**	QTRAP 5500
Acquisition Date	2018-10-02T23:44:56	**Data File**	18-0567.wiff
Acquisition Method	5-0369.dam	**Result Table**	18-0567_BASE
Sample Comment			

Results Summary

Analyte	MRM Transition	RT	Area	Conc. (ng/L)	Signal/Noise Ratio	Modified
PFBS_1	298.9 / 80.0	1.54	22807283.81	51086.662867	685.2	false
PFBS_2	298.9 / 99.0	1.53	7020434.31	53957.251711	1140.9	false
PFHxA_1	313.0 / 269.0	1.85	24217129.10	81542.413677	352.4	false
PFHxA_2	313.0 / 119.0	1.85	1484241.82	68453.135865	363.9	false
PFHpA_1	363.0 / 319.0	2.25	2523514.81	9300.951978	282.4	false
PFHpA_2	363.0 / 169.0	2.20	83151.62	14758.294215	326.5	false
PFHxS_1	399.0 / 80.0	2.28	62759769.06	155539.303326	1022.1	false
PFHxS_2	399.0 / 99.0	2.28	20491521.99	176013.867081	1611.3	false
PFOA_1	413.0 / 369.0	2.66	3562463.90	10820.688833	517.8	false
PFOA_2	413.0 / 169.0	2.65	177569.67	8594.423076	362.7	true
PFNA_1	463.0 / 419.0	N/A	N/A	N/A	N/A	true
PFNA_2	463.0 / 219.0	N/A	N/A	N/A	N/A	true
PFOS_1	499.0 / 80.0	2.97	197507637.86	831899.863670	867.0	false
PFOS_2	499.0 / 99.0	3.06	75378650.32	1805133.224916	2324.1	false
PFDA_1	513.0 / 469.0	N/A	N/A	N/A	N/A	true
PFDA_2	513.0 / 219.0	N/A	N/A	N/A	N/A	true
PFUnA_1	563.0 / 519.0	N/A	N/A	N/A	N/A	true
PFUnA_2	563.0 / 269.0	N/A	N/A	N/A	N/A	true
PFDoA_1	613.0 / 569.0	N/A	N/A	N/A	N/A	true
PFDoA_2	613.0 / 319.0	N/A	N/A	N/A	N/A	true
PFTrDA_1	663.0 / 619.0	N/A	N/A	N/A	N/A	true
PFTrDA_2	663.0 / 169.0	N/A	N/A	N/A	N/A	true
PFTeDA_1	713.0 / 669.0	N/A	N/A	N/A	N/A	true
PFTeDA_2	713.0 / 169.0	N/A	N/A	N/A	N/A	true
NMeFOSAA_1	570.0 / 419.0	N/A	N/A	N/A	N/A	true
NMeFOSAA_2	570.0 / 512.0	N/A	N/A	N/A	N/A	true
NEtFOSAA_1	584.0 / 419.0	N/A	N/A	N/A	N/A	true
NEtFOSAA_2	584.0 / 483.0	N/A	N/A	N/A	N/A	true

BATTELLE

Summary Quant Report

Created with Analyst Reporter
Printed: 04/10/2018 8:19:51 PM

Sample Name	J8210-FS-D(5)	**Injection Vial**	20
Sample ID	VC-PM3009-DW01-0918	**Injection Volume**	10.00
Sample Type	Unknown	**Instrument Name**	QTRAP 5500
Acquisition Date	2018-10-02T23:55:48	**Data File**	18-0567.wiff
Acquisition Method	5-0369.dam	**Result Table**	18-0567_BASE
Sample Comment			

Results Summary

Analyte	MRM Transition	RT	Area	Conc. (ng/L)	Signal/Noise Ratio	Modified
PFBS_1	298.9 / 80.0	1.53	5267744.20	10380.015254	572.2	false
PFBS_2	298.9 / 99.0	1.53	1581093.53	10659.967379	883.2	false
PFHxA_1	313.0 / 269.0	1.84	5083204.99	16213.337146	166.6	false
PFHxA_2	313.0 / 119.0	1.85	310591.41	13540.562806	121.5	false
PFHpA_1	363.0 / 319.0	N/A	N/A	N/A	N/A	true
PFHpA_2	363.0 / 169.0	N/A	N/A	N/A	N/A	true
PFHxS_1	399.0 / 80.0	2.28	16174318.60	40587.556480	846.5	false
PFHxS_2	399.0 / 99.0	2.28	4409775.89	38355.788364	827.0	false
PFOA_1	413.0 / 369.0	N/A	N/A	N/A	N/A	true
PFOA_2	413.0 / 169.0	N/A	N/A	N/A	N/A	true
PFNA_1	463.0 / 419.0	N/A	N/A	N/A	N/A	true
PFNA_2	463.0 / 219.0	N/A	N/A	N/A	N/A	true
PFOS_1	499.0 / 80.0	3.06	113212060.31	275303.681352	1405.2	false
PFOS_2	499.0 / 99.0	3.06	31589866.82	436767.837001	3204.6	false
PFDA_1	513.0 / 469.0	N/A	N/A	N/A	N/A	true
PFDA_2	513.0 / 219.0	N/A	N/A	N/A	N/A	true
PFUnA_1	563.0 / 519.0	N/A	N/A	N/A	N/A	true
PFUnA_2	563.0 / 269.0	N/A	N/A	N/A	N/A	true
PFDoA_1	613.0 / 569.0	N/A	N/A	N/A	N/A	true
PFDoA_2	613.0 / 319.0	N/A	N/A	N/A	N/A	true
PFTrDA_1	663.0 / 619.0	N/A	N/A	N/A	N/A	true
PFTrDA_2	663.0 / 169.0	N/A	N/A	N/A	N/A	true
PFTeDA_1	713.0 / 669.0	N/A	N/A	N/A	N/A	true
PFTeDA_2	713.0 / 169.0	N/A	N/A	N/A	N/A	true
NMeFOSAA_1	570.0 / 419.0	N/A	N/A	N/A	N/A	true
NMeFOSAA_2	570.0 / 512.0	N/A	N/A	N/A	N/A	true
NEtFOSAA_1	584.0 / 419.0	N/A	N/A	N/A	N/A	true
NEtFOSAA_2	584.0 / 483.0	N/A	N/A	N/A	N/A	true

BATTELLE

Summary Quant Report

Created with Analyst Reporter
Printed: 04/10/2018 8:19:55 PM

Sample Name	J8210-FS-D(7)	**Injection Vial**	21
Sample ID	VC-PM3009-DW01-0918	**Injection Volume**	10.00
Sample Type	Unknown	**Instrument Name**	QTRAP 5500
Acquisition Date	2018-10-03T00:06:40	**Data File**	18-0567.wiff
Acquisition Method	5-0369.dam	**Result Table**	18-0567_BASE
Sample Comment			

Results Summary

Analyte	MRM Transition	RT	Area	Conc. (ng/L)	Signal/Noise Ratio	Modified
PFBS_1	298.9 / 80.0	N/A	N/A	N/A	N/A	true
PFBS_2	298.9 / 99.0	N/A	N/A	N/A	N/A	true
PFHxA_1	313.0 / 269.0	N/A	N/A	N/A	N/A	true
PFHxA_2	313.0 / 119.0	N/A	N/A	N/A	N/A	true
PFHpA_1	363.0 / 319.0	N/A	N/A	N/A	N/A	true
PFHpA_2	363.0 / 169.0	N/A	N/A	N/A	N/A	true
PFHxS_1	399.0 / 80.0	2.27	7254476.79	17483.236662	574.3	false
PFHxS_2	399.0 / 99.0	2.27	2058653.28	17199.364549	809.2	false
PFOA_1	413.0 / 369.0	N/A	N/A	N/A	N/A	true
PFOA_2	413.0 / 169.0	N/A	N/A	N/A	N/A	true
PFNA_1	463.0 / 419.0	N/A	N/A	N/A	N/A	true
PFNA_2	463.0 / 219.0	N/A	N/A	N/A	N/A	true
PFOS_1	499.0 / 80.0	3.06	75133644.05	178255.376336	1541.5	false
PFOS_2	499.0 / 99.0	3.06	16793640.90	226536.251537	3759.7	false
PFDA_1	513.0 / 469.0	N/A	N/A	N/A	N/A	true
PFDA_2	513.0 / 219.0	N/A	N/A	N/A	N/A	true
PFUnA_1	563.0 / 519.0	N/A	N/A	N/A	N/A	true
PFUnA_2	563.0 / 269.0	N/A	N/A	N/A	N/A	true
PFDoA_1	613.0 / 569.0	N/A	N/A	N/A	N/A	true
PFDoA_2	613.0 / 319.0	N/A	N/A	N/A	N/A	true
PFTrDA_1	663.0 / 619.0	N/A	N/A	N/A	N/A	true
PFTrDA_2	663.0 / 169.0	N/A	N/A	N/A	N/A	true
PFTeDA_1	713.0 / 669.0	N/A	N/A	N/A	N/A	true
PFTeDA_2	713.0 / 169.0	N/A	N/A	N/A	N/A	true
NMeFOSAA_1	570.0 / 419.0	N/A	N/A	N/A	N/A	true
NMeFOSAA_2	570.0 / 512.0	N/A	N/A	N/A	N/A	true
NEtFOSAA_1	584.0 / 419.0	N/A	N/A	N/A	N/A	true
NEtFOSAA_2	584.0 / 483.0	N/A	N/A	N/A	N/A	true

BATTELLE

Summary Quant Report

Created with Analyst Reporter
Printed: 04/10/2018 8:20:00 PM

Sample Name	J8210-FS-D(9)	**Injection Vial**	22
Sample ID	VC-PM3009-DW01-0918	**Injection Volume**	10.00
Sample Type	Unknown	**Instrument Name**	QTRAP 5500
Acquisition Date	2018-10-03T00:17:32	**Data File**	18-0567.wiff
Acquisition Method	5-0369.dam	**Result Table**	18-0567_BASE
Sample Comment			

Results Summary

Analyte	MRM Transition	RT	Area	Conc. (ng/L)	Signal/Noise Ratio	Modified
PFBS_1	298.9 / 80.0	N/A	N/A	N/A	N/A	true
PFBS_2	298.9 / 99.0	N/A	N/A	N/A	N/A	true
PFHxA_1	313.0 / 269.0	N/A	N/A	N/A	N/A	true
PFHxA_2	313.0 / 119.0	N/A	N/A	N/A	N/A	true
PFHpA_1	363.0 / 319.0	N/A	N/A	N/A	N/A	true
PFHpA_2	363.0 / 169.0	N/A	N/A	N/A	N/A	true
PFHxS_1	399.0 / 80.0	2.28	693201.55	1656.663962	242.4	false
PFHxS_2	399.0 / 99.0	2.28	188898.38	1568.792694	351.6	false
PFOA_1	413.0 / 369.0	N/A	N/A	N/A	N/A	true
PFOA_2	413.0 / 169.0	N/A	N/A	N/A	N/A	true
PFNA_1	463.0 / 419.0	N/A	N/A	N/A	N/A	true
PFNA_2	463.0 / 219.0	N/A	N/A	N/A	N/A	true
PFOS_1	499.0 / 80.0	3.06	10510173.72	16745.913335	1176.5	false
PFOS_2	499.0 / 99.0	3.06	2071739.13	18773.207156	2420.2	false
PFDA_1	513.0 / 469.0	N/A	N/A	N/A	N/A	true
PFDA_2	513.0 / 219.0	N/A	N/A	N/A	N/A	true
PFUnA_1	563.0 / 519.0	N/A	N/A	N/A	N/A	true
PFUnA_2	563.0 / 269.0	N/A	N/A	N/A	N/A	true
PFDoA_1	613.0 / 569.0	N/A	N/A	N/A	N/A	true
PFDoA_2	613.0 / 319.0	N/A	N/A	N/A	N/A	true
PFTrDA_1	663.0 / 619.0	N/A	N/A	N/A	N/A	true
PFTrDA_2	663.0 / 169.0	N/A	N/A	N/A	N/A	true
PFTeDA_1	713.0 / 669.0	N/A	N/A	N/A	N/A	true
PFTeDA_2	713.0 / 169.0	N/A	N/A	N/A	N/A	true
NMeFOSAA_1	570.0 / 419.0	N/A	N/A	N/A	N/A	true
NMeFOSAA_2	570.0 / 512.0	N/A	N/A	N/A	N/A	true
NEtFOSAA_1	584.0 / 419.0	N/A	N/A	N/A	N/A	true
NEtFOSAA_2	584.0 / 483.0	N/A	N/A	N/A	N/A	true

BATTELLE

Summary Quant Report

Created with Analyst Reporter
Printed: 04/10/2018 8:20:05 PM

Sample Name	J8211-FS(0)	**Injection Vial**	26
Sample ID	VC-PM3009-DW02-0918	**Injection Volume**	10.00
Sample Type	Unknown	**Instrument Name**	QTRAP 5500
Acquisition Date	2018-10-03T01:01:00	**Data File**	18-0567.wiff
Acquisition Method	5-0369.dam	**Result Table**	18-0567_BASE
Sample Comment			

Results Summary

Analyte	MRM Transition	RT	Area	Conc. (ng/L)	Signal/Noise Ratio	Modified
PFBS_1	298.9 / 80.0	1.53	3205645.40	8469.307263	218.6	false
PFBS_2	298.9 / 99.0	1.53	931116.50	8409.578575	266.9	false
PFHxA_1	313.0 / 269.0	1.84	4433932.39	14708.928947	79.8	false
PFHxA_2	313.0 / 119.0	1.84	313793.92	14231.694139	124.7	false
PFHpA_1	363.0 / 319.0	2.25	2888222.21	9208.969505	164.6	false
PFHpA_2	363.0 / 169.0	2.25	55229.88	8481.439667	205.3	false
PFHxS_1	399.0 / 80.0	2.28	12383944.67	31682.906997	372.2	false
PFHxS_2	399.0 / 99.0	2.28	3516946.40	31188.492992	679.6	false
PFOA_1	413.0 / 369.0	2.66	9865462.60	30195.161871	404.5	false
PFOA_2	413.0 / 169.0	2.66	743547.33	36241.283067	566.1	false
PFNA_1	463.0 / 419.0	3.06	1101144.65	3953.763113	243.5	false
PFNA_2	463.0 / 219.0	3.06	343585.78	3974.741359	351.2	false
PFOS_1	499.0 / 80.0	3.06	76958206.34	196612.933568	825.2	false
PFOS_2	499.0 / 99.0	3.06	16280474.82	236485.742160	2546.9	false
PFDA_1	513.0 / 469.0	3.41	119044.04	285.111368	92.6	false
PFDA_2	513.0 / 219.0	3.41	4150.05	212.029497	36.1	false
PFUnA_1	563.0 / 519.0	3.73	21142.44	60.467350	48.5	false
PFUnA_2	563.0 / 269.0	3.72	1393.68	77.220661	19.7	true
PFDoA_1	613.0 / 569.0	N/A	N/A	N/A	N/A	true
PFDoA_2	613.0 / 319.0	N/A	N/A	N/A	N/A	true
PFTrDA_1	663.0 / 619.0	N/A	N/A	N/A	N/A	true
PFTrDA_2	663.0 / 169.0	N/A	N/A	N/A	N/A	true
PFTeDA_1	713.0 / 669.0	N/A	N/A	N/A	N/A	true
PFTeDA_2	713.0 / 169.0	N/A	N/A	N/A	N/A	true
NMeFOSAA_1	570.0 / 419.0	N/A	N/A	N/A	N/A	true
NMeFOSAA_2	570.0 / 512.0	N/A	N/A	N/A	N/A	true
NEtFOSAA_1	584.0 / 419.0	N/A	N/A	N/A	N/A	true
NEtFOSAA_2	584.0 / 483.0	N/A	N/A	N/A	N/A	true

BATTELLE

Summary Quant Report

Created with Analyst Reporter
Printed: 04/10/2018 8:20:09 PM

Sample Name	J8211-FS-D(3)	**Injection Vial**	27
Sample ID	VC-PM3009-DW02-0918	**Injection Volume**	10.00
Sample Type	Unknown	**Instrument Name**	QTRAP 5500
Acquisition Date	2018-10-03T01:11:52	**Data File**	18-0567.wiff
Acquisition Method	5-0369.dam	**Result Table**	18-0567_BASE
Sample Comment			

Results Summary

Analyte	MRM Transition	RT	Area	Conc. (ng/L)	Signal/Noise Ratio	Modified
PFBS_1	298.9 / 80.0	N/A	N/A	N/A	N/A	true
PFBS_2	298.9 / 99.0	N/A	N/A	N/A	N/A	true
PFHxA_1	313.0 / 269.0	N/A	N/A	N/A	N/A	true
PFHxA_2	313.0 / 119.0	N/A	N/A	N/A	N/A	true
PFHpA_1	363.0 / 319.0	N/A	N/A	N/A	N/A	true
PFHpA_2	363.0 / 169.0	N/A	N/A	N/A	N/A	true
PFHxS_1	399.0 / 80.0	2.27	6696113.45	15489.751065	368.8	false
PFHxS_2	399.0 / 99.0	2.27	1884699.37	15114.405069	547.6	false
PFOA_1	413.0 / 369.0	2.66	5652345.73	14020.906165	385.4	false
PFOA_2	413.0 / 169.0	2.66	421640.21	16660.883531	555.3	false
PFNA_1	463.0 / 419.0	N/A	N/A	N/A	N/A	true
PFNA_2	463.0 / 219.0	N/A	N/A	N/A	N/A	true
PFOS_1	499.0 / 80.0	3.06	49405319.51	96662.540383	900.1	false
PFOS_2	499.0 / 99.0	3.06	9644019.33	107283.188972	2191.5	false
PFDA_1	513.0 / 469.0	N/A	N/A	N/A	N/A	true
PFDA_2	513.0 / 219.0	N/A	N/A	N/A	N/A	true
PFUnA_1	563.0 / 519.0	N/A	N/A	N/A	N/A	true
PFUnA_2	563.0 / 269.0	N/A	N/A	N/A	N/A	true
PFDoA_1	613.0 / 569.0	N/A	N/A	N/A	N/A	true
PFDoA_2	613.0 / 319.0	N/A	N/A	N/A	N/A	true
PFTrDA_1	663.0 / 619.0	N/A	N/A	N/A	N/A	true
PFTrDA_2	663.0 / 169.0	N/A	N/A	N/A	N/A	true
PFTeDA_1	713.0 / 669.0	N/A	N/A	N/A	N/A	true
PFTeDA_2	713.0 / 169.0	N/A	N/A	N/A	N/A	true
NMeFOSAA_1	570.0 / 419.0	N/A	N/A	N/A	N/A	true
NMeFOSAA_2	570.0 / 512.0	N/A	N/A	N/A	N/A	true
NEtFOSAA_1	584.0 / 419.0	N/A	N/A	N/A	N/A	true
NEtFOSAA_2	584.0 / 483.0	N/A	N/A	N/A	N/A	true

BATTELLE

Summary Quant Report

Created with Analyst Reporter
Printed: 04/10/2018 8:20:14 PM

Sample Name	J8211-FS-D(5)	**Injection Vial**	28
Sample ID	VC-PM3009-DW02-0918	**Injection Volume**	10.00
Sample Type	Unknown	**Instrument Name**	QTRAP 5500
Acquisition Date	2018-10-03T01:22:43	**Data File**	18-0567.wiff
Acquisition Method	5-0369.dam	**Result Table**	18-0567_BASE
Sample Comment			

Results Summary

Analyte	MRM Transition	RT	Area	Conc. (ng/L)	Signal/Noise Ratio	Modified
PFBS_1	298.9 / 80.0	N/A	N/A	N/A	N/A	true
PFBS_2	298.9 / 99.0	N/A	N/A	N/A	N/A	true
PFHxA_1	313.0 / 269.0	N/A	N/A	N/A	N/A	true
PFHxA_2	313.0 / 119.0	N/A	N/A	N/A	N/A	true
PFHpA_1	363.0 / 319.0	N/A	N/A	N/A	N/A	true
PFHpA_2	363.0 / 169.0	N/A	N/A	N/A	N/A	true
PFHxS_1	399.0 / 80.0	N/A	N/A	N/A	N/A	true
PFHxS_2	399.0 / 99.0	N/A	N/A	N/A	N/A	true
PFOA_1	413.0 / 369.0	N/A	N/A	N/A	N/A	true
PFOA_2	413.0 / 169.0	N/A	N/A	N/A	N/A	true
PFNA_1	463.0 / 419.0	N/A	N/A	N/A	N/A	true
PFNA_2	463.0 / 219.0	N/A	N/A	N/A	N/A	true
PFOS_1	499.0 / 80.0	3.06	5215328.16	9233.115400	606.1	false
PFOS_2	499.0 / 99.0	3.06	940660.54	9471.759126	1124.0	false
PFDA_1	513.0 / 469.0	N/A	N/A	N/A	N/A	true
PFDA_2	513.0 / 219.0	N/A	N/A	N/A	N/A	true
PFUnA_1	563.0 / 519.0	N/A	N/A	N/A	N/A	true
PFUnA_2	563.0 / 269.0	N/A	N/A	N/A	N/A	true
PFDoA_1	613.0 / 569.0	3.41	2023.47	< 0	26.2	false
PFDoA_2	613.0 / 319.0	3.64	194.33	< 0	12.6	false
PFTrDA_1	663.0 / 619.0	N/A	N/A	N/A	N/A	true
PFTrDA_2	663.0 / 169.0	N/A	N/A	N/A	N/A	true
PFTeDA_1	713.0 / 669.0	N/A	N/A	N/A	N/A	true
PFTeDA_2	713.0 / 169.0	N/A	N/A	N/A	N/A	true
NMeFOSAA_1	570.0 / 419.0	N/A	N/A	N/A	N/A	true
NMeFOSAA_2	570.0 / 512.0	N/A	N/A	N/A	N/A	true
NEtFOSAA_1	584.0 / 419.0	N/A	N/A	N/A	N/A	true
NEtFOSAA_2	584.0 / 483.0	N/A	N/A	N/A	N/A	true

BATTELLE

Summary Quant Report

Sample Name	J8212-FS(0)	**Injection Vial**	29
Sample ID	VC-PM3009-DW02P-0918	**Injection Volume**	10.00
Sample Type	Unknown	**Instrument Name**	QTRAP 5500
Acquisition Date	2018-10-03T01:33:35	**Data File**	18-0567.wiff
Acquisition Method	5-0369.dam	**Result Table**	18-0567_BASE
Sample Comment			

Results Summary

Analyte	MRM Transition	RT	Area	Conc. (ng/L)	Signal/Noise Ratio	Modified
PFBS_1	298.9 / 80.0	1.53	2722291.86	8081.299911	190.1	false
PFBS_2	298.9 / 99.0	1.53	807478.11	8193.134581	214.6	false
PFHxA_1	313.0 / 269.0	1.85	3666339.29	14637.754834	72.0	false
PFHxA_2	313.0 / 119.0	1.85	256827.24	14017.910704	116.4	false
PFHpA_1	363.0 / 319.0	2.26	2603455.46	9415.232110	180.8	false
PFHpA_2	363.0 / 169.0	2.25	48994.95	8533.820874	232.5	false
PFHxS_1	399.0 / 80.0	2.28	10470124.90	30534.323285	463.7	false
PFHxS_2	399.0 / 99.0	2.28	2893360.27	29248.439481	798.9	false
PFOA_1	413.0 / 369.0	2.67	8736743.84	30500.152168	363.4	false
PFOA_2	413.0 / 169.0	2.66	659077.81	36640.630819	546.9	false
PFNA_1	463.0 / 419.0	3.06	938029.47	3813.198551	213.2	false
PFNA_2	463.0 / 219.0	3.06	309458.09	4054.459376	376.2	false
PFOS_1	499.0 / 80.0	3.06	77077452.08	214945.325815	790.9	false
PFOS_2	499.0 / 99.0	3.06	16766953.20	265849.175401	2772.0	false
PFDA_1	513.0 / 469.0	3.41	79510.26	213.302418	81.2	false
PFDA_2	513.0 / 219.0	3.41	4032.48	237.103611	43.6	false
PFUnA_1	563.0 / 519.0	N/A	N/A	N/A	N/A	true
PFUnA_2	563.0 / 269.0	N/A	N/A	N/A	N/A	true
PFDoA_1	613.0 / 569.0	N/A	N/A	N/A	N/A	true
PFDoA_2	613.0 / 319.0	N/A	N/A	N/A	N/A	true
PFTrDA_1	663.0 / 619.0	N/A	N/A	N/A	N/A	true
PFTrDA_2	663.0 / 169.0	N/A	N/A	N/A	N/A	true
PFTeDA_1	713.0 / 669.0	N/A	N/A	N/A	N/A	true
PFTeDA_2	713.0 / 169.0	N/A	N/A	N/A	N/A	true
NMeFOSAA_1	570.0 / 419.0	N/A	N/A	N/A	N/A	true
NMeFOSAA_2	570.0 / 512.0	N/A	N/A	N/A	N/A	true
NEtFOSAA_1	584.0 / 419.0	N/A	N/A	N/A	N/A	true
NEtFOSAA_2	584.0 / 483.0	N/A	N/A	N/A	N/A	true

BATTELLE

Summary Quant Report

Created with Analyst Reporter
Printed: 04/10/2018 8:20:22 PM

Sample Name	J8212-FS-D(3)	**Injection Vial**	30
Sample ID	VC-PM3009-DW02P-0918	**Injection Volume**	10.00
Sample Type	Unknown	**Instrument Name**	QTRAP 5500
Acquisition Date	2018-10-03T01:44:27	**Data File**	18-0567.wiff
Acquisition Method	5-0369.dam	**Result Table**	18-0567_BASE
Sample Comment			

Results Summary

Analyte	MRM Transition	RT	Area	Conc. (ng/L)	Signal/Noise Ratio	Modified
PFBS_1	298.9 / 80.0	N/A	N/A	N/A	N/A	true
PFBS_2	298.9 / 99.0	N/A	N/A	N/A	N/A	true
PFHxA_1	313.0 / 269.0	N/A	N/A	N/A	N/A	true
PFHxA_2	313.0 / 119.0	N/A	N/A	N/A	N/A	true
PFHpA_1	363.0 / 319.0	N/A	N/A	N/A	N/A	true
PFHpA_2	363.0 / 169.0	N/A	N/A	N/A	N/A	true
PFHxS_1	399.0 / 80.0	2.27	6921971.01	15295.960737	348.8	false
PFHxS_2	399.0 / 99.0	2.27	1906982.16	14609.004645	614.1	false
PFOA_1	413.0 / 369.0	2.66	6142525.39	14773.885951	417.4	false
PFOA_2	413.0 / 169.0	2.66	458821.75	17578.735469	484.5	false
PFNA_1	463.0 / 419.0	N/A	N/A	N/A	N/A	true
PFNA_2	463.0 / 219.0	N/A	N/A	N/A	N/A	true
PFOS_1	499.0 / 80.0	3.06	57237306.07	106639.156510	914.7	false
PFOS_2	499.0 / 99.0	3.06	11264616.72	119327.774757	3017.7	false
PFDA_1	513.0 / 469.0	N/A	N/A	N/A	N/A	true
PFDA_2	513.0 / 219.0	N/A	N/A	N/A	N/A	true
PFUnA_1	563.0 / 519.0	N/A	N/A	N/A	N/A	true
PFUnA_2	563.0 / 269.0	N/A	N/A	N/A	N/A	true
PFDoA_1	613.0 / 569.0	N/A	N/A	N/A	N/A	true
PFDoA_2	613.0 / 319.0	N/A	N/A	N/A	N/A	true
PFTrDA_1	663.0 / 619.0	N/A	N/A	N/A	N/A	true
PFTrDA_2	663.0 / 169.0	N/A	N/A	N/A	N/A	true
PFTeDA_1	713.0 / 669.0	N/A	N/A	N/A	N/A	true
PFTeDA_2	713.0 / 169.0	N/A	N/A	N/A	N/A	true
NMeFOSAA_1	570.0 / 419.0	N/A	N/A	N/A	N/A	true
NMeFOSAA_2	570.0 / 512.0	N/A	N/A	N/A	N/A	true
NEtFOSAA_1	584.0 / 419.0	N/A	N/A	N/A	N/A	true
NEtFOSAA_2	584.0 / 483.0	N/A	N/A	N/A	N/A	true

BATTELLE

Summary Quant Report

Created with Analyst Reporter
Printed: 04/10/2018 8:20:26 PM

Sample Name	J8212-FS-D(5)	**Injection Vial**	31
Sample ID	VC-PM3009-DW02P-0918	**Injection Volume**	10.00
Sample Type	Unknown	**Instrument Name**	QTRAP 5500
Acquisition Date	2018-10-03T01:55:19	**Data File**	18-0567.wiff
Acquisition Method	5-0369.dam	**Result Table**	18-0567_BASE
Sample Comment			

Results Summary

Analyte	MRM Transition	RT	Area	Conc. (ng/L)	Signal/Noise Ratio	Modified
PFBS_1	298.9 / 80.0	N/A	N/A	N/A	N/A	true
PFBS_2	298.9 / 99.0	N/A	N/A	N/A	N/A	true
PFHxA_1	313.0 / 269.0	N/A	N/A	N/A	N/A	true
PFHxA_2	313.0 / 119.0	N/A	N/A	N/A	N/A	true
PFHpA_1	363.0 / 319.0	N/A	N/A	N/A	N/A	true
PFHpA_2	363.0 / 169.0	N/A	N/A	N/A	N/A	true
PFHxS_1	399.0 / 80.0	N/A	N/A	N/A	N/A	true
PFHxS_2	399.0 / 99.0	N/A	N/A	N/A	N/A	true
PFOA_1	413.0 / 369.0	N/A	N/A	N/A	N/A	true
PFOA_2	413.0 / 169.0	N/A	N/A	N/A	N/A	true
PFNA_1	463.0 / 419.0	N/A	N/A	N/A	N/A	true
PFNA_2	463.0 / 219.0	N/A	N/A	N/A	N/A	true
PFOS_1	499.0 / 80.0	3.06	6698374.11	9642.619438	637.3	false
PFOS_2	499.0 / 99.0	3.06	1215389.91	9951.100413	1732.0	false
PFDA_1	513.0 / 469.0	N/A	N/A	N/A	N/A	true
PFDA_2	513.0 / 219.0	N/A	N/A	N/A	N/A	true
PFUnA_1	563.0 / 519.0	N/A	N/A	N/A	N/A	true
PFUnA_2	563.0 / 269.0	N/A	N/A	N/A	N/A	true
PFDoA_1	613.0 / 569.0	N/A	N/A	N/A	N/A	true
PFDoA_2	613.0 / 319.0	N/A	N/A	N/A	N/A	true
PFTrDA_1	663.0 / 619.0	N/A	N/A	N/A	N/A	true
PFTrDA_2	663.0 / 169.0	N/A	N/A	N/A	N/A	true
PFTeDA_1	713.0 / 669.0	N/A	N/A	N/A	N/A	true
PFTeDA_2	713.0 / 169.0	N/A	N/A	N/A	N/A	true
NMeFOSAA_1	570.0 / 419.0	N/A	N/A	N/A	N/A	true
NMeFOSAA_2	570.0 / 512.0	N/A	N/A	N/A	N/A	true
NEtFOSAA_1	584.0 / 419.0	N/A	N/A	N/A	N/A	true
NEtFOSAA_2	584.0 / 483.0	N/A	N/A	N/A	N/A	true

BATTELLE

Summary Quant Report

Created with Analyst Reporter
Printed: 04/10/2018 8:20:29 PM

Sample Name	J8214-FS(0)	**Injection Vial**	32
Sample ID	VC-PM372-DW01-0918	**Injection Volume**	10.00
Sample Type	Unknown	**Instrument Name**	QTRAP 5500
Acquisition Date	2018-10-03T02:06:11	**Data File**	18-0567.wiff
Acquisition Method	5-0369.dam	**Result Table**	18-0567_BASE
Sample Comment			

Results Summary

Analyte	MRM Transition	RT	Area	Conc. (ng/L)	Signal/Noise Ratio	Modified
PFBS_1	298.9 / 80.0	1.52	7225317.91	27575.383083	160.1	false
PFBS_2	298.9 / 99.0	1.52	1823327.33	23858.331403	303.5	false
PFHxA_1	313.0 / 269.0	1.83	12347731.17	62386.701160	118.2	false
PFHxA_2	313.0 / 119.0	1.83	784224.62	54264.682351	256.7	false
PFHpA_1	363.0 / 319.0	2.24	2785188.62	11361.323789	109.1	false
PFHpA_2	363.0 / 169.0	2.22	63889.55	12549.956366	210.1	false
PFHxS_1	399.0 / 80.0	2.27	55233926.39	176246.975385	378.6	false
PFHxS_2	399.0 / 99.0	2.27	17879583.82	197735.809352	1150.4	false
PFOA_1	413.0 / 369.0	2.65	10696108.56	37052.872089	291.1	false
PFOA_2	413.0 / 169.0	2.65	597371.12	32953.878966	444.4	false
PFNA_1	463.0 / 419.0	3.05	238343.30	797.373424	85.3	false
PFNA_2	463.0 / 219.0	3.05	86596.96	925.469700	177.0	false
PFOS_1	499.0 / 80.0	2.96	96613541.68	241492.280841	371.3	false
PFOS_2	499.0 / 99.0	3.05	14151085.83	201102.911218	1087.3	true
PFDA_1	513.0 / 469.0	3.40	40888.72	87.933169	42.2	false
PFDA_2	513.0 / 219.0	3.39	2056.03	89.472532	32.8	true
PFUnA_1	563.0 / 519.0	N/A	N/A	N/A	N/A	true
PFUnA_2	563.0 / 269.0	N/A	N/A	N/A	N/A	true
PFDoA_1	613.0 / 569.0	N/A	N/A	N/A	N/A	true
PFDoA_2	613.0 / 319.0	N/A	N/A	N/A	N/A	true
PFTrDA_1	663.0 / 619.0	N/A	N/A	N/A	N/A	true
PFTrDA_2	663.0 / 169.0	N/A	N/A	N/A	N/A	true
PFTeDA_1	713.0 / 669.0	N/A	N/A	N/A	N/A	true
PFTeDA_2	713.0 / 169.0	N/A	N/A	N/A	N/A	true
NMeFOSAA_1	570.0 / 419.0	N/A	N/A	N/A	N/A	true
NMeFOSAA_2	570.0 / 512.0	N/A	N/A	N/A	N/A	true
NEtFOSAA_1	584.0 / 419.0	N/A	N/A	N/A	N/A	true
NEtFOSAA_2	584.0 / 483.0	N/A	N/A	N/A	N/A	true

BATTELLE

Summary Quant Report

Created with Analyst Reporter
Printed: 04/10/2018 8:20:33 PM

Sample Name	J8214-FS-D(3)	**Injection Vial**	33
Sample ID	VC-PM372-DW01-0918	**Injection Volume**	10.00
Sample Type	Unknown	**Instrument Name**	QTRAP 5500
Acquisition Date	2018-10-03T02:17:04	**Data File**	18-0567.wiff
Acquisition Method	5-0369.dam	**Result Table**	18-0567_BASE
Sample Comment			

Results Summary

Analyte	MRM Transition	RT	Area	Conc. (ng/L)	Signal/Noise Ratio	Modified
PFBS_1	298.9 / 80.0	N/A	N/A	N/A	N/A	true
PFBS_2	298.9 / 99.0	N/A	N/A	N/A	N/A	true
PFHxA_1	313.0 / 269.0	1.84	8428125.27	28515.862218	96.2	false
PFHxA_2	313.0 / 119.0	1.85	537542.99	24889.111336	194.5	false
PFHpA_1	363.0 / 319.0	N/A	N/A	N/A	N/A	true
PFHpA_2	363.0 / 169.0	N/A	N/A	N/A	N/A	true
PFHxS_1	399.0 / 80.0	2.28	32908916.78	88876.091462	464.8	false
PFHxS_2	399.0 / 99.0	2.28	9881931.97	92498.851942	926.4	false
PFOA_1	413.0 / 369.0	2.66	5840751.51	16979.611690	256.4	false
PFOA_2	413.0 / 169.0	2.66	324756.45	15038.656925	419.3	true
PFNA_1	463.0 / 419.0	N/A	N/A	N/A	N/A	true
PFNA_2	463.0 / 219.0	N/A	N/A	N/A	N/A	true
PFOS_1	499.0 / 80.0	2.97	54491946.99	109682.583015	322.0	false
PFOS_2	499.0 / 99.0	3.06	7682373.60	87913.758319	861.0	true
PFDA_1	513.0 / 469.0	N/A	N/A	N/A	N/A	true
PFDA_2	513.0 / 219.0	N/A	N/A	N/A	N/A	true
PFUnA_1	563.0 / 519.0	N/A	N/A	N/A	N/A	true
PFUnA_2	563.0 / 269.0	N/A	N/A	N/A	N/A	true
PFDoA_1	613.0 / 569.0	N/A	N/A	N/A	N/A	true
PFDoA_2	613.0 / 319.0	N/A	N/A	N/A	N/A	true
PFTrDA_1	663.0 / 619.0	N/A	N/A	N/A	N/A	true
PFTrDA_2	663.0 / 169.0	N/A	N/A	N/A	N/A	true
PFTeDA_1	713.0 / 669.0	N/A	N/A	N/A	N/A	true
PFTeDA_2	713.0 / 169.0	N/A	N/A	N/A	N/A	true
NMeFOSAA_1	570.0 / 419.0	N/A	N/A	N/A	N/A	true
NMeFOSAA_2	570.0 / 512.0	N/A	N/A	N/A	N/A	true
NEtFOSAA_1	584.0 / 419.0	N/A	N/A	N/A	N/A	true
NEtFOSAA_2	584.0 / 483.0	N/A	N/A	N/A	N/A	true

BATTELLE

Summary Quant Report

Created with Analyst Reporter
Printed: 04/10/2018 8:20:37 PM

Sample Name	J8214-FS-D(5)	**Injection Vial**	34
Sample ID	VC-PM372-DW01-0918	**Injection Volume**	10.00
Sample Type	Unknown	**Instrument Name**	QTRAP 5500
Acquisition Date	2018-10-03T02:27:55	**Data File**	18-0567.wiff
Acquisition Method	5-0369.dam	**Result Table**	18-0567_BASE
Sample Comment			

Results Summary

Analyte	MRM Transition	RT	Area	Conc. (ng/L)	Signal/Noise Ratio	Modified
PFBS_1	298.9 / 80.0	N/A	N/A	N/A	N/A	true
PFBS_2	298.9 / 99.0	N/A	N/A	N/A	N/A	true
PFHxA_1	313.0 / 269.0	1.85	1028681.33	3059.748288	44.5	false
PFHxA_2	313.0 / 119.0	1.85	64464.02	2592.355519	54.7	false
PFHpA_1	363.0 / 319.0	N/A	N/A	N/A	N/A	true
PFHpA_2	363.0 / 169.0	N/A	N/A	N/A	N/A	true
PFHxS_1	399.0 / 80.0	2.28	3303571.92	7965.740194	530.7	false
PFHxS_2	399.0 / 99.0	2.28	934835.06	7816.744283	1027.6	false
PFOA_1	413.0 / 369.0	N/A	N/A	N/A	N/A	true
PFOA_2	413.0 / 169.0	N/A	N/A	N/A	N/A	true
PFNA_1	463.0 / 419.0	N/A	N/A	N/A	N/A	true
PFNA_2	463.0 / 219.0	N/A	N/A	N/A	N/A	true
PFOS_1	499.0 / 80.0	2.98	6022639.75	9960.878536	267.4	false
PFOS_2	499.0 / 99.0	3.06	902233.73	8483.155886	589.0	true
PFDA_1	513.0 / 469.0	N/A	N/A	N/A	N/A	true
PFDA_2	513.0 / 219.0	N/A	N/A	N/A	N/A	true
PFUnA_1	563.0 / 519.0	N/A	N/A	N/A	N/A	true
PFUnA_2	563.0 / 269.0	N/A	N/A	N/A	N/A	true
PFDoA_1	613.0 / 569.0	N/A	N/A	N/A	N/A	true
PFDoA_2	613.0 / 319.0	N/A	N/A	N/A	N/A	true
PFTrDA_1	663.0 / 619.0	N/A	N/A	N/A	N/A	true
PFTrDA_2	663.0 / 169.0	N/A	N/A	N/A	N/A	true
PFTeDA_1	713.0 / 669.0	N/A	N/A	N/A	N/A	true
PFTeDA_2	713.0 / 169.0	N/A	N/A	N/A	N/A	true
NMeFOSAA_1	570.0 / 419.0	N/A	N/A	N/A	N/A	true
NMeFOSAA_2	570.0 / 512.0	N/A	N/A	N/A	N/A	true
NEtFOSAA_1	584.0 / 419.0	N/A	N/A	N/A	N/A	true
NEtFOSAA_2	584.0 / 483.0	N/A	N/A	N/A	N/A	true

BATTELLE

Summary Quant Report

Created with Analyst Reporter
Printed: 04/10/2018 8:20:40 PM

Sample Name	J8215-FS(0)	**Injection Vial**	38
Sample ID	VC-PM372-DW02-0918	**Injection Volume**	10.00
Sample Type	Unknown	**Instrument Name**	QTRAP 5500
Acquisition Date	2018-10-03T03:11:23	**Data File**	18-0567.wiff
Acquisition Method	5-0369.dam	**Result Table**	18-0567_BASE
Sample Comment			

Results Summary

Analyte	MRM Transition	RT	Area	Conc. (ng/L)	Signal/Noise Ratio	Modified
PFBS_1	298.9 / 80.0	1.52	16338969.21	67762.481465	319.2	false
PFBS_2	298.9 / 99.0	1.52	4486439.82	63852.188795	576.2	false
PFHxA_1	313.0 / 269.0	1.83	5703749.72	23666.228502	85.4	false
PFHxA_2	313.0 / 119.0	1.84	367956.20	20887.707370	159.5	false
PFHpA_1	363.0 / 319.0	2.24	2328868.65	9703.757570	111.7	false
PFHpA_2	363.0 / 169.0	2.23	56410.85	11319.441836	230.1	false
PFHxS_1	399.0 / 80.0	2.27	71154010.82	200686.064008	456.1	false
PFHxS_2	399.0 / 99.0	2.27	23523831.62	229951.736419	1231.0	false
PFOA_1	413.0 / 369.0	2.65	5939048.95	20246.451029	255.3	false
PFOA_2	413.0 / 169.0	2.64	340087.72	18466.099424	362.1	false
PFNA_1	463.0 / 419.0	3.05	150715.95	451.698653	70.4	false
PFNA_2	463.0 / 219.0	3.05	54272.56	514.420202	163.2	false
PFOS_1	499.0 / 80.0	3.00	13168501.09	28654.423197	200.8	false
PFOS_2	499.0 / 99.0	3.05	1925760.71	23823.234213	511.6	false
PFDA_1	513.0 / 469.0	3.41	41251.25	91.468938	37.3	false
PFDA_2	513.0 / 219.0	3.41	2204.21	101.174068	47.0	true
PFUnA_1	563.0 / 519.0	N/A	N/A	N/A	N/A	true
PFUnA_2	563.0 / 269.0	N/A	N/A	N/A	N/A	true
PFDoA_1	613.0 / 569.0	N/A	N/A	N/A	N/A	true
PFDoA_2	613.0 / 319.0	N/A	N/A	N/A	N/A	true
PFTrDA_1	663.0 / 619.0	N/A	N/A	N/A	N/A	true
PFTrDA_2	663.0 / 169.0	N/A	N/A	N/A	N/A	true
PFTeDA_1	713.0 / 669.0	N/A	N/A	N/A	N/A	true
PFTeDA_2	713.0 / 169.0	N/A	N/A	N/A	N/A	true
NMeFOSAA_1	570.0 / 419.0	N/A	N/A	N/A	N/A	true
NMeFOSAA_2	570.0 / 512.0	N/A	N/A	N/A	N/A	true
NEtFOSAA_1	584.0 / 419.0	N/A	N/A	N/A	N/A	true
NEtFOSAA_2	584.0 / 483.0	N/A	N/A	N/A	N/A	true

BATTELLE

Summary Quant Report

Created with Analyst Reporter
Printed: 04/10/2018 8:20:44 PM

Sample Name	J8215-FS-D(3)	**Injection Vial**	39
Sample ID	VC-PM372-DW02-0918	**Injection Volume**	10.00
Sample Type	Unknown	**Instrument Name**	QTRAP 5500
Acquisition Date	2018-10-03T03:22:15	**Data File**	18-0567.wiff
Acquisition Method	5-0369.dam	**Result Table**	18-0567_BASE
Sample Comment			

Results Summary

Analyte	MRM Transition	RT	Area	Conc. (ng/L)	Signal/Noise Ratio	Modified
PFBS_1	298.9 / 80.0	1.52	10886603.78	34291.478062	325.2	false
PFBS_2	298.9 / 99.0	1.52	3029788.48	32732.336158	561.9	false
PFHxA_1	313.0 / 269.0	1.84	3837607.21	12526.620014	69.4	false
PFHxA_2	313.0 / 119.0	1.84	248967.22	11102.069528	114.0	false
PFHpA_1	363.0 / 319.0	N/A	N/A	N/A	N/A	true
PFHpA_2	363.0 / 169.0	N/A	N/A	N/A	N/A	true
PFHxS_1	399.0 / 80.0	2.27	46572343.73	113144.847732	484.2	false
PFHxS_2	399.0 / 99.0	2.27	14100813.05	118732.357185	945.7	false
PFOA_1	413.0 / 369.0	N/A	N/A	N/A	N/A	true
PFOA_2	413.0 / 169.0	N/A	N/A	N/A	N/A	true
PFNA_1	463.0 / 419.0	N/A	N/A	N/A	N/A	true
PFNA_2	463.0 / 219.0	N/A	N/A	N/A	N/A	true
PFOS_1	499.0 / 80.0	3.01	7239396.89	12070.732601	187.5	false
PFOS_2	499.0 / 99.0	3.06	1038346.76	9841.618546	399.9	true
PFDA_1	513.0 / 469.0	N/A	N/A	N/A	N/A	true
PFDA_2	513.0 / 219.0	N/A	N/A	N/A	N/A	true
PFUnA_1	563.0 / 519.0	N/A	N/A	N/A	N/A	true
PFUnA_2	563.0 / 269.0	N/A	N/A	N/A	N/A	true
PFDoA_1	613.0 / 569.0	N/A	N/A	N/A	N/A	true
PFDoA_2	613.0 / 319.0	N/A	N/A	N/A	N/A	true
PFTrDA_1	663.0 / 619.0	N/A	N/A	N/A	N/A	true
PFTrDA_2	663.0 / 169.0	N/A	N/A	N/A	N/A	true
PFTeDA_1	713.0 / 669.0	N/A	N/A	N/A	N/A	true
PFTeDA_2	713.0 / 169.0	N/A	N/A	N/A	N/A	true
NMeFOSAA_1	570.0 / 419.0	N/A	N/A	N/A	N/A	true
NMeFOSAA_2	570.0 / 512.0	N/A	N/A	N/A	N/A	true
NEtFOSAA_1	584.0 / 419.0	N/A	N/A	N/A	N/A	true
NEtFOSAA_2	584.0 / 483.0	N/A	N/A	N/A	N/A	true

BATTELLE

Summary Quant Report

Created with Analyst Reporter
Printed: 04/10/2018 8:20:48 PM

Sample Name	J8215-FS-D(5)	**Injection Vial**	40
Sample ID	VC-PM372-DW02-0918	**Injection Volume**	10.00
Sample Type	Unknown	**Instrument Name**	QTRAP 5500
Acquisition Date	2018-10-03T03:33:07	**Data File**	18-0567.wiff
Acquisition Method	5-0369.dam	**Result Table**	18-0567_BASE
Sample Comment			

Results Summary

Analyte	MRM Transition	RT	Area	Conc. (ng/L)	Signal/Noise Ratio	Modified
PFBS_1	298.9 / 80.0	1.53	1439389.50	2814.254402	299.8	false
PFBS_2	298.9 / 99.0	1.53	427434.42	2831.990545	345.2	false
PFHxA_1	313.0 / 269.0	N/A	N/A	N/A	N/A	true
PFHxA_2	313.0 / 119.0	N/A	N/A	N/A	N/A	true
PFHpA_1	363.0 / 319.0	N/A	N/A	N/A	N/A	true
PFHpA_2	363.0 / 169.0	N/A	N/A	N/A	N/A	true
PFHxS_1	399.0 / 80.0	2.28	4453248.06	10788.823393	658.5	false
PFHxS_2	399.0 / 99.0	2.28	1282275.37	10771.202231	1021.8	false
PFOA_1	413.0 / 369.0	N/A	N/A	N/A	N/A	true
PFOA_2	413.0 / 169.0	N/A	N/A	N/A	N/A	true
PFNA_1	463.0 / 419.0	N/A	N/A	N/A	N/A	true
PFNA_2	463.0 / 219.0	N/A	N/A	N/A	N/A	true
PFOS_1	499.0 / 80.0	N/A	N/A	N/A	N/A	true
PFOS_2	499.0 / 99.0	N/A	N/A	N/A	N/A	true
PFDA_1	513.0 / 469.0	N/A	N/A	N/A	N/A	true
PFDA_2	513.0 / 219.0	N/A	N/A	N/A	N/A	true
PFUnA_1	563.0 / 519.0	N/A	N/A	N/A	N/A	true
PFUnA_2	563.0 / 269.0	N/A	N/A	N/A	N/A	true
PFDoA_1	613.0 / 569.0	N/A	N/A	N/A	N/A	true
PFDoA_2	613.0 / 319.0	N/A	N/A	N/A	N/A	true
PFTrDA_1	663.0 / 619.0	N/A	N/A	N/A	N/A	true
PFTrDA_2	663.0 / 169.0	N/A	N/A	N/A	N/A	true
PFTeDA_1	713.0 / 669.0	N/A	N/A	N/A	N/A	true
PFTeDA_2	713.0 / 169.0	N/A	N/A	N/A	N/A	true
NMeFOSAA_1	570.0 / 419.0	N/A	N/A	N/A	N/A	true
NMeFOSAA_2	570.0 / 512.0	N/A	N/A	N/A	N/A	true
NEtFOSAA_1	584.0 / 419.0	N/A	N/A	N/A	N/A	true
NEtFOSAA_2	584.0 / 483.0	N/A	N/A	N/A	N/A	true

BATTELLE

Summary Quant Report

Created with Analyst Reporter
Printed: 04/10/2018 8:20:52 PM

Sample Name	J8215-FS-D(7)	**Injection Vial**	41
Sample ID	VC-PM372-DW02-0918	**Injection Volume**	10.00
Sample Type	Unknown	**Instrument Name**	QTRAP 5500
Acquisition Date	2018-10-03T03:43:59	**Data File**	18-0567.wiff
Acquisition Method	5-0369.dam	**Result Table**	18-0567_BASE
Sample Comment			

Results Summary

Analyte	MRM Transition	RT	Area	Conc. (ng/L)	Signal/Noise Ratio	Modified
PFBS_1	298.9 / 80.0	N/A	N/A	N/A	N/A	true
PFBS_2	298.9 / 99.0	N/A	N/A	N/A	N/A	true
PFHxA_1	313.0 / 269.0	N/A	N/A	N/A	N/A	true
PFHxA_2	313.0 / 119.0	N/A	N/A	N/A	N/A	true
PFHpA_1	363.0 / 319.0	N/A	N/A	N/A	N/A	true
PFHpA_2	363.0 / 169.0	N/A	N/A	N/A	N/A	true
PFHxS_1	399.0 / 80.0	N/A	N/A	N/A	N/A	true
PFHxS_2	399.0 / 99.0	N/A	N/A	N/A	N/A	true
PFOA_1	413.0 / 369.0	N/A	N/A	N/A	N/A	true
PFOA_2	413.0 / 169.0	N/A	N/A	N/A	N/A	true
PFNA_1	463.0 / 419.0	N/A	N/A	N/A	N/A	true
PFNA_2	463.0 / 219.0	N/A	N/A	N/A	N/A	true
PFOS_1	499.0 / 80.0	N/A	N/A	N/A	N/A	true
PFOS_2	499.0 / 99.0	N/A	N/A	N/A	N/A	true
PFDA_1	513.0 / 469.0	N/A	N/A	N/A	N/A	true
PFDA_2	513.0 / 219.0	N/A	N/A	N/A	N/A	true
PFUnA_1	563.0 / 519.0	N/A	N/A	N/A	N/A	true
PFUnA_2	563.0 / 269.0	N/A	N/A	N/A	N/A	true
PFDoA_1	613.0 / 569.0	N/A	N/A	N/A	N/A	true
PFDoA_2	613.0 / 319.0	N/A	N/A	N/A	N/A	true
PFTrDA_1	663.0 / 619.0	N/A	N/A	N/A	N/A	true
PFTrDA_2	663.0 / 169.0	N/A	N/A	N/A	N/A	true
PFTeDA_1	713.0 / 669.0	N/A	N/A	N/A	N/A	true
PFTeDA_2	713.0 / 169.0	N/A	N/A	N/A	N/A	true
NMeFOSAA_1	570.0 / 419.0	N/A	N/A	N/A	N/A	true
NMeFOSAA_2	570.0 / 512.0	N/A	N/A	N/A	N/A	true
NEtFOSAA_1	584.0 / 419.0	N/A	N/A	N/A	N/A	true
NEtFOSAA_2	584.0 / 483.0	N/A	N/A	N/A	N/A	true

BATTELLE

Summary Quant Report

Created with Analyst Reporter
Printed: 04/10/2018 8:20:56 PM

Sample Name	J8216-FS(0)	**Injection Vial**	42
Sample ID	VC-PM372-DW02P-0918	**Injection Volume**	10.00
Sample Type	Unknown	**Instrument Name**	QTRAP 5500
Acquisition Date	2018-10-03T03:54:50	**Data File**	18-0567.wiff
Acquisition Method	5-0369.dam	**Result Table**	18-0567_BASE
Sample Comment			

Results Summary

Analyte	MRM Transition	RT	Area	Conc. (ng/L)	Signal/Noise Ratio	Modified
PFBS_1	298.9 / 80.0	1.53	15842870.85	65172.914820	290.7	false
PFBS_2	298.9 / 99.0	1.53	4562252.87	64405.068338	574.6	false
PFHxA_1	313.0 / 269.0	1.84	6528897.87	28662.711028	89.3	false
PFHxA_2	313.0 / 119.0	1.84	434835.43	26126.443652	177.2	false
PFHpA_1	363.0 / 319.0	2.25	2553954.04	10192.758712	108.1	false
PFHpA_2	363.0 / 169.0	2.22	56709.91	10899.438498	186.5	false
PFHxS_1	399.0 / 80.0	2.28	70662250.28	223343.878146	414.5	false
PFHxS_2	399.0 / 99.0	2.27	23750033.88	260172.032168	962.4	false
PFOA_1	413.0 / 369.0	2.66	6055313.09	21398.939472	270.3	false
PFOA_2	413.0 / 169.0	2.66	299338.33	16848.946408	474.2	true
PFNA_1	463.0 / 419.0	3.06	185900.26	629.623947	78.3	false
PFNA_2	463.0 / 219.0	3.06	63208.65	679.453024	182.5	false
PFOS_1	499.0 / 80.0	3.03	17510653.59	40806.013972	254.0	false
PFOS_2	499.0 / 99.0	3.06	1998145.16	26467.881625	632.0	false
PFDA_1	513.0 / 469.0	3.41	110097.40	273.475129	75.7	false
PFDA_2	513.0 / 219.0	3.41	6169.18	342.624815	125.1	true
PFUnA_1	563.0 / 519.0	N/A	N/A	N/A	N/A	true
PFUnA_2	563.0 / 269.0	N/A	N/A	N/A	N/A	true
PFDoA_1	613.0 / 569.0	N/A	N/A	N/A	N/A	true
PFDoA_2	613.0 / 319.0	N/A	N/A	N/A	N/A	true
PFTrDA_1	663.0 / 619.0	N/A	N/A	N/A	N/A	true
PFTrDA_2	663.0 / 169.0	N/A	N/A	N/A	N/A	true
PFTeDA_1	713.0 / 669.0	N/A	N/A	N/A	N/A	true
PFTeDA_2	713.0 / 169.0	N/A	N/A	N/A	N/A	true
NMeFOSAA_1	570.0 / 419.0	N/A	N/A	N/A	N/A	true
NMeFOSAA_2	570.0 / 512.0	N/A	N/A	N/A	N/A	true
NEtFOSAA_1	584.0 / 419.0	N/A	N/A	N/A	N/A	true
NEtFOSAA_2	584.0 / 483.0	N/A	N/A	N/A	N/A	true

BATTELLE

Summary Quant Report

Created with Analyst Reporter
Printed: 04/10/2018 8:20:59 PM

Sample Name	J8216-FS-D(3)	**Injection Vial**	43
Sample ID	VC-PM372-DW02P-0918	**Injection Volume**	10.00
Sample Type	Unknown	**Instrument Name**	QTRAP 5500
Acquisition Date	2018-10-03T04:05:42	**Data File**	18-0567.wiff
Acquisition Method	5-0369.dam	**Result Table**	18-0567_BASE
Sample Comment			

Results Summary

Analyte	MRM Transition	RT	Area	Conc. (ng/L)	Signal/Noise Ratio	Modified
PFBS_1	298.9 / 80.0	1.53	6393136.81	12105.785843	327.0	false
PFBS_2	298.9 / 99.0	1.53	1860910.31	12062.067800	544.2	false
PFHxA_1	313.0 / 269.0	1.84	2376381.02	5666.782946	60.7	false
PFHxA_2	313.0 / 119.0	1.84	151989.68	4931.815976	88.0	false
PFHpA_1	363.0 / 319.0	N/A	N/A	N/A	N/A	true
PFHpA_2	363.0 / 169.0	N/A	N/A	N/A	N/A	true
PFHxS_1	399.0 / 80.0	2.27	24277257.03	49490.196331	587.5	false
PFHxS_2	399.0 / 99.0	2.27	6962801.93	49197.603032	1179.0	false
PFOA_1	413.0 / 369.0	N/A	N/A	N/A	N/A	true
PFOA_2	413.0 / 169.0	N/A	N/A	N/A	N/A	true
PFNA_1	463.0 / 419.0	N/A	N/A	N/A	N/A	true
PFNA_2	463.0 / 219.0	N/A	N/A	N/A	N/A	true
PFOS_1	499.0 / 80.0	3.01	4930117.35	7848.736443	173.0	false
PFOS_2	499.0 / 99.0	3.05	757157.98	6853.012357	397.3	false
PFDA_1	513.0 / 469.0	N/A	N/A	N/A	N/A	true
PFDA_2	513.0 / 219.0	N/A	N/A	N/A	N/A	true
PFUnA_1	563.0 / 519.0	N/A	N/A	N/A	N/A	true
PFUnA_2	563.0 / 269.0	N/A	N/A	N/A	N/A	true
PFDoA_1	613.0 / 569.0	N/A	N/A	N/A	N/A	true
PFDoA_2	613.0 / 319.0	N/A	N/A	N/A	N/A	true
PFTrDA_1	663.0 / 619.0	N/A	N/A	N/A	N/A	true
PFTrDA_2	663.0 / 169.0	N/A	N/A	N/A	N/A	true
PFTeDA_1	713.0 / 669.0	N/A	N/A	N/A	N/A	true
PFTeDA_2	713.0 / 169.0	N/A	N/A	N/A	N/A	true
NMeFOSAA_1	570.0 / 419.0	N/A	N/A	N/A	N/A	true
NMeFOSAA_2	570.0 / 512.0	N/A	N/A	N/A	N/A	true
NEtFOSAA_1	584.0 / 419.0	N/A	N/A	N/A	N/A	true
NEtFOSAA_2	584.0 / 483.0	N/A	N/A	N/A	N/A	true

BATTELLE

Summary Quant Report

Created with Analyst Reporter
Printed: 04/10/2018 8:21:03 PM

Sample Name	J8216-FS-D(5)	**Injection Vial**	44
Sample ID	VC-PM372-DW02P-0918	**Injection Volume**	10.00
Sample Type	Unknown	**Instrument Name**	QTRAP 5500
Acquisition Date	2018-10-03T04:16:33	**Data File**	18-0567.wiff
Acquisition Method	5-0369.dam	**Result Table**	18-0567_BASE
Sample Comment			

Results Summary

Analyte	MRM Transition	RT	Area	Conc. (ng/L)	Signal/Noise Ratio	Modified
PFBS_1	298.9 / 80.0	N/A	N/A	N/A	N/A	true
PFBS_2	298.9 / 99.0	N/A	N/A	N/A	N/A	true
PFHxA_1	313.0 / 269.0	N/A	N/A	N/A	N/A	true
PFHxA_2	313.0 / 119.0	N/A	N/A	N/A	N/A	true
PFHpA_1	363.0 / 319.0	N/A	N/A	N/A	N/A	true
PFHpA_2	363.0 / 169.0	N/A	N/A	N/A	N/A	true
PFHxS_1	399.0 / 80.0	2.28	8247200.66	17032.895778	512.6	false
PFHxS_2	399.0 / 99.0	2.28	2362259.60	16913.237318	782.5	false
PFOA_1	413.0 / 369.0	N/A	N/A	N/A	N/A	true
PFOA_2	413.0 / 169.0	N/A	N/A	N/A	N/A	true
PFNA_1	463.0 / 419.0	N/A	N/A	N/A	N/A	true
PFNA_2	463.0 / 219.0	N/A	N/A	N/A	N/A	true
PFOS_1	499.0 / 80.0	N/A	N/A	N/A	N/A	true
PFOS_2	499.0 / 99.0	N/A	N/A	N/A	N/A	true
PFDA_1	513.0 / 469.0	N/A	N/A	N/A	N/A	true
PFDA_2	513.0 / 219.0	N/A	N/A	N/A	N/A	true
PFUnA_1	563.0 / 519.0	N/A	N/A	N/A	N/A	true
PFUnA_2	563.0 / 269.0	N/A	N/A	N/A	N/A	true
PFDoA_1	613.0 / 569.0	N/A	N/A	N/A	N/A	true
PFDoA_2	613.0 / 319.0	N/A	N/A	N/A	N/A	true
PFTrDA_1	663.0 / 619.0	N/A	N/A	N/A	N/A	true
PFTrDA_2	663.0 / 169.0	N/A	N/A	N/A	N/A	true
PFTeDA_1	713.0 / 669.0	N/A	N/A	N/A	N/A	true
PFTeDA_2	713.0 / 169.0	N/A	N/A	N/A	N/A	true
NMeFOSAA_1	570.0 / 419.0	N/A	N/A	N/A	N/A	true
NMeFOSAA_2	570.0 / 512.0	N/A	N/A	N/A	N/A	true
NEtFOSAA_1	584.0 / 419.0	N/A	N/A	N/A	N/A	true
NEtFOSAA_2	584.0 / 483.0	N/A	N/A	N/A	N/A	true

BATTELLE

Summary Quant Report

Created with Analyst Reporter
Printed: 04/10/2018 8:21:07 PM

Sample Name	J8241-FS(0)	**Injection Vial**	48
Sample ID	VC-PM649-DW01-0918	**Injection Volume**	10.00
Sample Type	Unknown	**Instrument Name**	QTRAP 5500
Acquisition Date	2018-10-03T05:00:03	**Data File**	18-0567.wiff
Acquisition Method	5-0369.dam	**Result Table**	18-0567_BASE
Sample Comment			

Results Summary

Analyte	MRM Transition	RT	Area	Conc. (ng/L)	Signal/Noise Ratio	Modified
PFBS_1	298.9 / 80.0	1.53	34493737.84	92822.842520	524.8	false
PFBS_2	298.9 / 99.0	1.53	10569454.51	97623.905156	663.9	false
PFHxA_1	313.0 / 269.0	1.83	121819846.54	586545.931660	387.8	false
PFHxA_2	313.0 / 119.0	1.85	19398522.72	1279970.540107	713.3	false
PFHpA_1	363.0 / 319.0	2.25	43097830.96	251276.902015	604.5	false
PFHpA_2	363.0 / 169.0	2.24	1054114.29	295814.627991	711.4	false
PFHxS_1	399.0 / 80.0	2.23	164609361.32	665809.127826	332.6	true
PFHxS_2	399.0 / 99.0	2.28	115927647.88	1625123.578935	622.2	false
PFOA_1	413.0 / 369.0	2.65	101108268.09	575370.250773	654.5	false
PFOA_2	413.0 / 169.0	2.65	9713729.63	880060.068623	596.0	false
PFNA_1	463.0 / 419.0	3.06	2448424.66	16950.773125	313.9	false
PFNA_2	463.0 / 219.0	3.06	883278.82	19762.591784	418.2	false
PFOS_1	499.0 / 80.0	2.95	257891056.64	1514453.598492	161.2	false
PFOS_2	499.0 / 99.0	3.05	112640937.16	3760854.751745	1938.5	true
PFDA_1	513.0 / 469.0	3.40	282193.47	638.025922	167.8	false
PFDA_2	513.0 / 219.0	3.26	69221.18	3655.747685	298.3	true
PFUnA_1	563.0 / 519.0	N/A	N/A	N/A	N/A	true
PFUnA_2	563.0 / 269.0	N/A	N/A	N/A	N/A	true
PFDoA_1	613.0 / 569.0	N/A	N/A	N/A	N/A	true
PFDoA_2	613.0 / 319.0	N/A	N/A	N/A	N/A	true
PFTrDA_1	663.0 / 619.0	N/A	N/A	N/A	N/A	true
PFTrDA_2	663.0 / 169.0	N/A	N/A	N/A	N/A	true
PFTeDA_1	713.0 / 669.0	N/A	N/A	N/A	N/A	true
PFTeDA_2	713.0 / 169.0	N/A	N/A	N/A	N/A	true
NMeFOSAA_1	570.0 / 419.0	N/A	N/A	N/A	N/A	true
NMeFOSAA_2	570.0 / 512.0	N/A	N/A	N/A	N/A	true
NEtFOSAA_1	584.0 / 419.0	N/A	N/A	N/A	N/A	true
NEtFOSAA_2	584.0 / 483.0	N/A	N/A	N/A	N/A	true

BATTELLE

Summary Quant Report

Created with Analyst Reporter
Printed: 04/10/2018 8:21:11 PM

Sample Name	J8241-FS-D(3)	**Injection Vial**	49
Sample ID	VC-PM649-DW01-0918	**Injection Volume**	10.00
Sample Type	Unknown	**Instrument Name**	QTRAP 5500
Acquisition Date	2018-10-03T05:10:54	**Data File**	18-0567.wiff
Acquisition Method	5-0369.dam	**Result Table**	18-0567_BASE
Sample Comment			

Results Summary

Analyte	MRM Transition	RT	Area	Conc. (ng/L)	Signal/Noise Ratio	Modified
PFBS_1	298.9 / 80.0	1.53	3697501.42	8596.123100	531.7	false
PFBS_2	298.9 / 99.0	1.53	1112112.94	8839.992450	556.1	false
PFHxA_1	313.0 / 269.0	1.84	32799556.79	126885.019472	459.8	false
PFHxA_2	313.0 / 119.0	1.85	2228441.67	118105.644521	483.0	false
PFHpA_1	363.0 / 319.0	2.25	6166121.26	24099.679072	393.1	false
PFHpA_2	363.0 / 169.0	2.25	134864.01	25376.020992	382.6	false
PFHxS_1	399.0 / 80.0	2.28	70676670.56	194576.826930	924.9	false
PFHxS_2	399.0 / 99.0	2.28	24388006.34	232703.398674	1053.6	false
PFOA_1	413.0 / 369.0	2.66	21345774.19	71232.997901	776.8	false
PFOA_2	413.0 / 169.0	2.65	1267240.90	67335.220905	610.4	true
PFNA_1	463.0 / 419.0	N/A	N/A	N/A	N/A	true
PFNA_2	463.0 / 219.0	N/A	N/A	N/A	N/A	true
PFOS_1	499.0 / 80.0	2.99	115283531.47	265879.760547	419.4	false
PFOS_2	499.0 / 99.0	3.06	20093049.08	263471.926844	808.6	false
PFDA_1	513.0 / 469.0	N/A	N/A	N/A	N/A	true
PFDA_2	513.0 / 219.0	N/A	N/A	N/A	N/A	true
PFUnA_1	563.0 / 519.0	N/A	N/A	N/A	N/A	true
PFUnA_2	563.0 / 269.0	N/A	N/A	N/A	N/A	true
PFDoA_1	613.0 / 569.0	N/A	N/A	N/A	N/A	true
PFDoA_2	613.0 / 319.0	N/A	N/A	N/A	N/A	true
PFTrDA_1	663.0 / 619.0	N/A	N/A	N/A	N/A	true
PFTrDA_2	663.0 / 169.0	N/A	N/A	N/A	N/A	true
PFTeDA_1	713.0 / 669.0	N/A	N/A	N/A	N/A	true
PFTeDA_2	713.0 / 169.0	N/A	N/A	N/A	N/A	true
NMeFOSAA_1	570.0 / 419.0	N/A	N/A	N/A	N/A	true
NMeFOSAA_2	570.0 / 512.0	N/A	N/A	N/A	N/A	true
NEtFOSAA_1	584.0 / 419.0	N/A	N/A	N/A	N/A	true
NEtFOSAA_2	584.0 / 483.0	N/A	N/A	N/A	N/A	true

BATTELLE

Summary Quant Report

Created with Analyst Reporter
Printed: 04/10/2018 8:21:15 PM

Sample Name	J8241-FS-D(5)	**Injection Vial**	50
Sample ID	VC-PM649-DW01-0918	**Injection Volume**	10.00
Sample Type	Unknown	**Instrument Name**	QTRAP 5500
Acquisition Date	2018-10-03T05:21:46	**Data File**	18-0567.wiff
Acquisition Method	5-0369.dam	**Result Table**	18-0567_BASE
Sample Comment			

Results Summary

Analyte	MRM Transition	RT	Area	Conc. (ng/L)	Signal/Noise Ratio	Modified
PFBS_1	298.9 / 80.0	N/A	N/A	N/A	N/A	true
PFBS_2	298.9 / 99.0	N/A	N/A	N/A	N/A	true
PFHxA_1	313.0 / 269.0	1.84	6747434.80	21485.722038	211.9	false
PFHxA_2	313.0 / 119.0	1.85	446535.92	19451.210508	209.2	false
PFHpA_1	363.0 / 319.0	2.25	1259088.74	3737.713001	210.1	false
PFHpA_2	363.0 / 169.0	2.25	27948.13	3999.308013	213.1	false
PFHxS_1	399.0 / 80.0	2.28	17448540.25	37792.973983	789.9	false
PFHxS_2	399.0 / 99.0	2.28	5103429.24	38314.891372	987.2	false
PFOA_1	413.0 / 369.0	2.66	5323768.75	11953.810143	654.6	false
PFOA_2	413.0 / 169.0	2.66	322921.69	11552.120783	429.7	true
PFNA_1	463.0 / 419.0	N/A	N/A	N/A	N/A	true
PFNA_2	463.0 / 219.0	N/A	N/A	N/A	N/A	true
PFOS_1	499.0 / 80.0	3.02	31086875.28	43133.570785	562.9	false
PFOS_2	499.0 / 99.0	3.06	5080757.81	40081.662257	879.8	false
PFDA_1	513.0 / 469.0	N/A	N/A	N/A	N/A	true
PFDA_2	513.0 / 219.0	N/A	N/A	N/A	N/A	true
PFUnA_1	563.0 / 519.0	N/A	N/A	N/A	N/A	true
PFUnA_2	563.0 / 269.0	N/A	N/A	N/A	N/A	true
PFDoA_1	613.0 / 569.0	N/A	N/A	N/A	N/A	true
PFDoA_2	613.0 / 319.0	N/A	N/A	N/A	N/A	true
PFTrDA_1	663.0 / 619.0	N/A	N/A	N/A	N/A	true
PFTrDA_2	663.0 / 169.0	N/A	N/A	N/A	N/A	true
PFTeDA_1	713.0 / 669.0	N/A	N/A	N/A	N/A	true
PFTeDA_2	713.0 / 169.0	N/A	N/A	N/A	N/A	true
NMeFOSAA_1	570.0 / 419.0	N/A	N/A	N/A	N/A	true
NMeFOSAA_2	570.0 / 512.0	N/A	N/A	N/A	N/A	true
NEtFOSAA_1	584.0 / 419.0	N/A	N/A	N/A	N/A	true
NEtFOSAA_2	584.0 / 483.0	N/A	N/A	N/A	N/A	true

BATTELLE

Summary Quant Report

Created with Analyst Reporter
Printed: 04/10/2018 8:21:19 PM

Sample Name	J8241-FS-D(7)	**Injection Vial**	51
Sample ID	VC-PM649-DW01-0918	**Injection Volume**	10.00
Sample Type	Unknown	**Instrument Name**	QTRAP 5500
Acquisition Date	2018-10-03T05:32:38	**Data File**	18-0567.wiff
Acquisition Method	5-0369.dam	**Result Table**	18-0567_BASE
Sample Comment			

Results Summary

Analyte	MRM Transition	RT	Area	Conc. (ng/L)	Signal/Noise Ratio	Modified
PFBS_1	298.9 / 80.0	N/A	N/A	N/A	N/A	true
PFBS_2	298.9 / 99.0	N/A	N/A	N/A	N/A	true
PFHxA_1	313.0 / 269.0	1.85	2519032.73	7797.965161	114.2	false
PFHxA_2	313.0 / 119.0	1.85	159357.50	6725.178463	105.4	false
PFHpA_1	363.0 / 319.0	N/A	N/A	N/A	N/A	true
PFHpA_2	363.0 / 169.0	N/A	N/A	N/A	N/A	true
PFHxS_1	399.0 / 80.0	2.28	6836679.18	15197.818848	730.7	false
PFHxS_2	399.0 / 99.0	2.28	1900390.31	14645.611991	1123.3	false
PFOA_1	413.0 / 369.0	N/A	N/A	N/A	N/A	true
PFOA_2	413.0 / 169.0	N/A	N/A	N/A	N/A	true
PFNA_1	463.0 / 419.0	N/A	N/A	N/A	N/A	true
PFNA_2	463.0 / 219.0	N/A	N/A	N/A	N/A	true
PFOS_1	499.0 / 80.0	3.04	12759919.02	18766.404017	466.3	false
PFOS_2	499.0 / 99.0	3.06	1588536.79	13278.654988	743.6	false
PFDA_1	513.0 / 469.0	N/A	N/A	N/A	N/A	true
PFDA_2	513.0 / 219.0	N/A	N/A	N/A	N/A	true
PFUnA_1	563.0 / 519.0	N/A	N/A	N/A	N/A	true
PFUnA_2	563.0 / 269.0	N/A	N/A	N/A	N/A	true
PFDoA_1	613.0 / 569.0	N/A	N/A	N/A	N/A	true
PFDoA_2	613.0 / 319.0	N/A	N/A	N/A	N/A	true
PFTrDA_1	663.0 / 619.0	N/A	N/A	N/A	N/A	true
PFTrDA_2	663.0 / 169.0	N/A	N/A	N/A	N/A	true
PFTeDA_1	713.0 / 669.0	N/A	N/A	N/A	N/A	true
PFTeDA_2	713.0 / 169.0	N/A	N/A	N/A	N/A	true
NMeFOSAA_1	570.0 / 419.0	N/A	N/A	N/A	N/A	true
NMeFOSAA_2	570.0 / 512.0	N/A	N/A	N/A	N/A	true
NEtFOSAA_1	584.0 / 419.0	N/A	N/A	N/A	N/A	true
NEtFOSAA_2	584.0 / 483.0	N/A	N/A	N/A	N/A	true

BATTELLE

Summary Quant Report

Created with Analyst Reporter
Printed: 04/10/2018 8:21:23 PM

Sample Name	J8242-FS(0)	**Injection Vial**	52
Sample ID	VC-PM649-DW01P-0918	**Injection Volume**	10.00
Sample Type	Unknown	**Instrument Name**	QTRAP 5500
Acquisition Date	2018-10-03T05:43:29	**Data File**	18-0567.wiff
Acquisition Method	5-0369.dam	**Result Table**	18-0567_BASE
Sample Comment			

Results Summary

Analyte	MRM Transition	RT	Area	Conc. (ng/L)	Signal/Noise Ratio	Modified
PFBS_1	298.9 / 80.0	1.53	36840551.04	95239.391878	566.0	false
PFBS_2	298.9 / 99.0	1.53	11490992.84	101963.138589	736.4	false
PFHxA_1	313.0 / 269.0	1.83	126072244.57	579453.945225	434.2	false
PFHxA_2	313.0 / 119.0	1.84	20805341.72	1310455.005845	712.5	false
PFHpA_1	363.0 / 319.0	2.24	44823463.06	256231.223230	667.0	false
PFHpA_2	363.0 / 169.0	2.23	1076211.75	296114.085478	750.2	false
PFHxS_1	399.0 / 80.0	2.23	168242621.46	683999.947427	297.0	true
PFHxS_2	399.0 / 99.0	2.27	121059125.46	1705774.554312	711.6	false
PFOA_1	413.0 / 369.0	2.65	104790574.30	562433.829125	652.9	false
PFOA_2	413.0 / 169.0	2.65	10549874.68	901492.526584	661.7	false
PFNA_1	463.0 / 419.0	3.05	2519238.99	16836.021707	358.8	false
PFNA_2	463.0 / 219.0	3.05	881643.16	19040.628021	411.8	false
PFOS_1	499.0 / 80.0	2.94	262109139.60	1279102.040378	146.3	false
PFOS_2	499.0 / 99.0	3.04	117109916.73	3249288.208936	1736.6	true
PFDA_1	513.0 / 469.0	3.40	279044.06	601.916822	159.4	false
PFDA_2	513.0 / 219.0	3.25	67373.47	3396.844384	250.6	false
PFUnA_1	563.0 / 519.0	N/A	N/A	N/A	N/A	true
PFUnA_2	563.0 / 269.0	N/A	N/A	N/A	N/A	true
PFDoA_1	613.0 / 569.0	N/A	N/A	N/A	N/A	true
PFDoA_2	613.0 / 319.0	N/A	N/A	N/A	N/A	true
PFTrDA_1	663.0 / 619.0	N/A	N/A	N/A	N/A	true
PFTrDA_2	663.0 / 169.0	N/A	N/A	N/A	N/A	true
PFTeDA_1	713.0 / 669.0	N/A	N/A	N/A	N/A	true
PFTeDA_2	713.0 / 169.0	N/A	N/A	N/A	N/A	true
NMeFOSAA_1	570.0 / 419.0	N/A	N/A	N/A	N/A	true
NMeFOSAA_2	570.0 / 512.0	N/A	N/A	N/A	N/A	true
NEtFOSAA_1	584.0 / 419.0	N/A	N/A	N/A	N/A	true
NEtFOSAA_2	584.0 / 483.0	N/A	N/A	N/A	N/A	true

BATTELLE

Summary Quant Report

Sample Name	J8242-FS-D(3)	**Injection Vial**	53
Sample ID	VC-PM649-DW01P-0918	**Injection Volume**	10.00
Sample Type	Unknown	**Instrument Name**	QTRAP 5500
Acquisition Date	2018-10-03T05:54:21	**Data File**	18-0567.wiff
Acquisition Method	5-0369.dam	**Result Table**	18-0567_BASE
Sample Comment			

Results Summary

Analyte	MRM Transition	RT	Area	Conc. (ng/L)	Signal/Noise Ratio	Modified
PFBS_1	298.9 / 80.0	1.53	4360959.22	8528.121536	541.2	false
PFBS_2	298.9 / 99.0	1.53	1312579.43	8775.901453	544.4	false
PFHxA_1	313.0 / 269.0	1.84	39600517.79	125776.577431	516.9	false
PFHxA_2	313.0 / 119.0	1.85	2725448.90	118594.638151	535.0	false
PFHpA_1	363.0 / 319.0	2.25	7222504.65	24353.859875	433.5	false
PFHpA_2	363.0 / 169.0	2.24	152944.25	24828.021620	421.0	false
PFHxS_1	399.0 / 80.0	2.28	80014127.01	187454.788330	843.7	false
PFHxS_2	399.0 / 99.0	2.28	29832620.16	242233.127667	1027.0	false
PFOA_1	413.0 / 369.0	2.66	25240925.40	68605.484931	772.2	false
PFOA_2	413.0 / 169.0	2.65	1502841.87	65040.315098	566.8	true
PFNA_1	463.0 / 419.0	N/A	N/A	N/A	N/A	true
PFNA_2	463.0 / 219.0	N/A	N/A	N/A	N/A	true
PFOS_1	499.0 / 80.0	2.99	128997118.99	268929.320007	383.8	false
PFOS_2	499.0 / 99.0	3.06	17323251.53	205327.577757	741.9	false
PFDA_1	513.0 / 469.0	N/A	N/A	N/A	N/A	true
PFDA_2	513.0 / 219.0	N/A	N/A	N/A	N/A	true
PFUnA_1	563.0 / 519.0	N/A	N/A	N/A	N/A	true
PFUnA_2	563.0 / 269.0	N/A	N/A	N/A	N/A	true
PFDoA_1	613.0 / 569.0	N/A	N/A	N/A	N/A	true
PFDoA_2	613.0 / 319.0	N/A	N/A	N/A	N/A	true
PFTrDA_1	663.0 / 619.0	N/A	N/A	N/A	N/A	true
PFTrDA_2	663.0 / 169.0	N/A	N/A	N/A	N/A	true
PFTeDA_1	713.0 / 669.0	N/A	N/A	N/A	N/A	true
PFTeDA_2	713.0 / 169.0	N/A	N/A	N/A	N/A	true
NMeFOSAA_1	570.0 / 419.0	N/A	N/A	N/A	N/A	true
NMeFOSAA_2	570.0 / 512.0	N/A	N/A	N/A	N/A	true
NEtFOSAA_1	584.0 / 419.0	N/A	N/A	N/A	N/A	true
NEtFOSAA_2	584.0 / 483.0	N/A	N/A	N/A	N/A	true

BATTELLE

Summary Quant Report

Sample Name	J8242-FS-D(5)	**Injection Vial**	54
Sample ID	VC-PM649-DW01P-0918	**Injection Volume**	10.00
Sample Type	Unknown	**Instrument Name**	QTRAP 5500
Acquisition Date	2018-10-03T06:05:12	**Data File**	18-0567.wiff
Acquisition Method	5-0369.dam	**Result Table**	18-0567_BASE
Sample Comment			

Results Summary

Analyte	MRM Transition	RT	Area	Conc. (ng/L)	Signal/Noise Ratio	Modified
PFBS_1	298.9 / 80.0	N/A	N/A	N/A	N/A	true
PFBS_2	298.9 / 99.0	N/A	N/A	N/A	N/A	true
PFHxA_1	313.0 / 269.0	1.84	6605498.65	24144.728566	210.5	false
PFHxA_2	313.0 / 119.0	1.85	441868.89	22099.597737	213.9	false
PFHpA_1	363.0 / 319.0	2.25	1257041.25	4508.313370	192.5	false
PFHpA_2	363.0 / 169.0	2.25	27608.42	4771.769445	187.0	false
PFHxS_1	399.0 / 80.0	2.28	17706137.56	47930.209601	847.1	false
PFHxS_2	399.0 / 99.0	2.28	4974385.44	46673.030440	1052.7	false
PFOA_1	413.0 / 369.0	2.66	5401966.01	13891.992353	681.1	false
PFOA_2	413.0 / 169.0	2.65	302803.48	12405.559456	436.0	true
PFNA_1	463.0 / 419.0	N/A	N/A	N/A	N/A	true
PFNA_2	463.0 / 219.0	N/A	N/A	N/A	N/A	true
PFOS_1	499.0 / 80.0	3.02	30623113.23	58321.639708	415.5	false
PFOS_2	499.0 / 99.0	3.06	4846083.80	52473.621082	886.1	false
PFDA_1	513.0 / 469.0	N/A	N/A	N/A	N/A	true
PFDA_2	513.0 / 219.0	N/A	N/A	N/A	N/A	true
PFUnA_1	563.0 / 519.0	N/A	N/A	N/A	N/A	true
PFUnA_2	563.0 / 269.0	N/A	N/A	N/A	N/A	true
PFDoA_1	613.0 / 569.0	N/A	N/A	N/A	N/A	true
PFDoA_2	613.0 / 319.0	N/A	N/A	N/A	N/A	true
PFTrDA_1	663.0 / 619.0	N/A	N/A	N/A	N/A	true
PFTrDA_2	663.0 / 169.0	N/A	N/A	N/A	N/A	true
PFTeDA_1	713.0 / 669.0	N/A	N/A	N/A	N/A	true
PFTeDA_2	713.0 / 169.0	N/A	N/A	N/A	N/A	true
NMeFOSAA_1	570.0 / 419.0	N/A	N/A	N/A	N/A	true
NMeFOSAA_2	570.0 / 512.0	N/A	N/A	N/A	N/A	true
NEtFOSAA_1	584.0 / 419.0	N/A	N/A	N/A	N/A	true
NEtFOSAA_2	584.0 / 483.0	N/A	N/A	N/A	N/A	true

BATTELLE

Summary Quant Report

Created with Analyst Reporter
Printed: 04/10/2018 8:21:34 PM

Sample Name	J8242-FS-D(7)	**Injection Vial**	1
Sample ID	VC-PM649-DW01P-0918	**Injection Volume**	10.00
Sample Type	Unknown	**Instrument Name**	QTRAP 5500
Acquisition Date	2018-10-03T06:16:04	**Data File**	18-0567.wiff
Acquisition Method	5-0369.dam	**Result Table**	18-0567_BASE
Sample Comment			

Results Summary

Analyte	MRM Transition	RT	Area	Conc. (ng/L)	Signal/Noise Ratio	Modified
PFBS_1	298.9 / 80.0	N/A	N/A	N/A	N/A	true
PFBS_2	298.9 / 99.0	N/A	N/A	N/A	N/A	true
PFHxA_1	313.0 / 269.0	1.85	2339103.27	9470.449091	109.2	false
PFHxA_2	313.0 / 119.0	1.85	155613.02	8599.511708	103.2	false
PFHpA_1	363.0 / 319.0	N/A	N/A	N/A	N/A	true
PFHpA_2	363.0 / 169.0	N/A	N/A	N/A	N/A	true
PFHxS_1	399.0 / 80.0	2.28	6214256.04	17825.608226	636.2	false
PFHxS_2	399.0 / 99.0	2.28	1733946.98	17242.530587	860.0	false
PFOA_1	413.0 / 369.0	N/A	N/A	N/A	N/A	true
PFOA_2	413.0 / 169.0	N/A	N/A	N/A	N/A	true
PFNA_1	463.0 / 419.0	N/A	N/A	N/A	N/A	true
PFNA_2	463.0 / 219.0	N/A	N/A	N/A	N/A	true
PFOS_1	499.0 / 80.0	3.03	12020789.20	24225.823426	478.5	false
PFOS_2	499.0 / 99.0	3.06	1760509.47	20170.818227	799.5	true
PFDA_1	513.0 / 469.0	N/A	N/A	N/A	N/A	true
PFDA_2	513.0 / 219.0	N/A	N/A	N/A	N/A	true
PFUnA_1	563.0 / 519.0	N/A	N/A	N/A	N/A	true
PFUnA_2	563.0 / 269.0	N/A	N/A	N/A	N/A	true
PFDoA_1	613.0 / 569.0	N/A	N/A	N/A	N/A	true
PFDoA_2	613.0 / 319.0	N/A	N/A	N/A	N/A	true
PFTrDA_1	663.0 / 619.0	N/A	N/A	N/A	N/A	true
PFTrDA_2	663.0 / 169.0	N/A	N/A	N/A	N/A	true
PFTeDA_1	713.0 / 669.0	N/A	N/A	N/A	N/A	true
PFTeDA_2	713.0 / 169.0	N/A	N/A	N/A	N/A	true
NMeFOSAA_1	570.0 / 419.0	N/A	N/A	N/A	N/A	true
NMeFOSAA_2	570.0 / 512.0	N/A	N/A	N/A	N/A	true
NEtFOSAA_1	584.0 / 419.0	N/A	N/A	N/A	N/A	true
NEtFOSAA_2	584.0 / 483.0	N/A	N/A	N/A	N/A	true

BATTELLE

Summary Quant Report

Created with Analyst Reporter
Printed: 04/10/2018 8:21:37 PM

Sample Name	J8243-FS-D(5)	**Injection Vial**	2
Sample ID	VC-PM649-DW02-0918	**Injection Volume**	10.00
Sample Type	Unknown	**Instrument Name**	QTRAP 5500
Acquisition Date	2018-10-03T06:26:58	**Data File**	18-0567.wiff
Acquisition Method	5-0369.dam	**Result Table**	18-0567_BASE
Sample Comment			

Results Summary

Analyte	MRM Transition	RT	Area	Conc. (ng/L)	Signal/Noise Ratio	Modified
PFBS_1	298.9 / 80.0	N/A	N/A	N/A	N/A	true
PFBS_2	298.9 / 99.0	N/A	N/A	N/A	N/A	true
PFHxA_1	313.0 / 269.0	1.85	1795916.17	6507.384088	91.5	false
PFHxA_2	313.0 / 119.0	1.85	118404.17	5844.741947	89.0	false
PFHpA_1	363.0 / 319.0	N/A	N/A	N/A	N/A	true
PFHpA_2	363.0 / 169.0	N/A	N/A	N/A	N/A	true
PFHxS_1	399.0 / 80.0	2.28	4088778.67	9709.526281	539.2	false
PFHxS_2	399.0 / 99.0	2.28	1215415.80	10007.830772	948.3	false
PFOA_1	413.0 / 369.0	2.66	3501933.36	8495.946660	574.2	false
PFOA_2	413.0 / 169.0	2.65	182611.79	7061.073007	341.2	true
PFNA_1	463.0 / 419.0	N/A	N/A	N/A	N/A	true
PFNA_2	463.0 / 219.0	N/A	N/A	N/A	N/A	true
PFOS_1	499.0 / 80.0	N/A	N/A	N/A	N/A	true
PFOS_2	499.0 / 99.0	N/A	N/A	N/A	N/A	true
PFDA_1	513.0 / 469.0	N/A	N/A	N/A	N/A	true
PFDA_2	513.0 / 219.0	N/A	N/A	N/A	N/A	true
PFUnA_1	563.0 / 519.0	N/A	N/A	N/A	N/A	true
PFUnA_2	563.0 / 269.0	N/A	N/A	N/A	N/A	true
PFDoA_1	613.0 / 569.0	N/A	N/A	N/A	N/A	true
PFDoA_2	613.0 / 319.0	N/A	N/A	N/A	N/A	true
PFTrDA_1	663.0 / 619.0	N/A	N/A	N/A	N/A	true
PFTrDA_2	663.0 / 169.0	N/A	N/A	N/A	N/A	true
PFTeDA_1	713.0 / 669.0	N/A	N/A	N/A	N/A	true
PFTeDA_2	713.0 / 169.0	N/A	N/A	N/A	N/A	true
NMeFOSAA_1	570.0 / 419.0	N/A	N/A	N/A	N/A	true
NMeFOSAA_2	570.0 / 512.0	N/A	N/A	N/A	N/A	true
NEtFOSAA_1	584.0 / 419.0	N/A	N/A	N/A	N/A	true
NEtFOSAA_2	584.0 / 483.0	N/A	N/A	N/A	N/A	true

BATTELLE

Summary Quant Report

Created with Analyst Reporter
Printed: 04/10/2018 8:21:41 PM

Sample Name	J8243-FS-D(7)	**Injection Vial**	3
Sample ID	VC-PM649-DW02-0918	**Injection Volume**	10.00
Sample Type	Unknown	**Instrument Name**	QTRAP 5500
Acquisition Date	2018-10-03T06:37:51	**Data File**	18-0567.wiff
Acquisition Method	5-0369.dam	**Result Table**	18-0567_BASE
Sample Comment			

Results Summary

Analyte	MRM Transition	RT	Area	Conc. (ng/L)	Signal/Noise Ratio	Modified
PFBS_1	298.9 / 80.0	N/A	N/A	N/A	N/A	true
PFBS_2	298.9 / 99.0	N/A	N/A	N/A	N/A	true
PFHxA_1	313.0 / 269.0	N/A	N/A	N/A	N/A	true
PFHxA_2	313.0 / 119.0	N/A	N/A	N/A	N/A	true
PFHpA_1	363.0 / 319.0	N/A	N/A	N/A	N/A	true
PFHpA_2	363.0 / 169.0	N/A	N/A	N/A	N/A	true
PFHxS_1	399.0 / 80.0	N/A	N/A	N/A	N/A	true
PFHxS_2	399.0 / 99.0	N/A	N/A	N/A	N/A	true
PFOA_1	413.0 / 369.0	N/A	N/A	N/A	N/A	true
PFOA_2	413.0 / 169.0	N/A	N/A	N/A	N/A	true
PFNA_1	463.0 / 419.0	N/A	N/A	N/A	N/A	true
PFNA_2	463.0 / 219.0	N/A	N/A	N/A	N/A	true
PFOS_1	499.0 / 80.0	N/A	N/A	N/A	N/A	true
PFOS_2	499.0 / 99.0	N/A	N/A	N/A	N/A	true
PFDA_1	513.0 / 469.0	N/A	N/A	N/A	N/A	true
PFDA_2	513.0 / 219.0	N/A	N/A	N/A	N/A	true
PFUnA_1	563.0 / 519.0	N/A	N/A	N/A	N/A	true
PFUnA_2	563.0 / 269.0	N/A	N/A	N/A	N/A	true
PFDoA_1	613.0 / 569.0	N/A	N/A	N/A	N/A	true
PFDoA_2	613.0 / 319.0	N/A	N/A	N/A	N/A	true
PFTrDA_1	663.0 / 619.0	N/A	N/A	N/A	N/A	true
PFTrDA_2	663.0 / 169.0	N/A	N/A	N/A	N/A	true
PFTeDA_1	713.0 / 669.0	N/A	N/A	N/A	N/A	true
PFTeDA_2	713.0 / 169.0	N/A	N/A	N/A	N/A	true
NMeFOSAA_1	570.0 / 419.0	N/A	N/A	N/A	N/A	true
NMeFOSAA_2	570.0 / 512.0	N/A	N/A	N/A	N/A	true
NEtFOSAA_1	584.0 / 419.0	N/A	N/A	N/A	N/A	true
NEtFOSAA_2	584.0 / 483.0	N/A	N/A	N/A	N/A	true

BATTELLE

Summary Quant Report

Sample Name	J8244-FS(0)	**Injection Vial**	6
Sample ID	VC-PM649-DW03-0918	**Injection Volume**	10.00
Sample Type	Unknown	**Instrument Name**	QTRAP 5500
Acquisition Date	2018-10-03T07:21:24	**Data File**	18-0567.wiff
Acquisition Method	5-0369.dam	**Result Table**	18-0567_BASE
Sample Comment			

Results Summary

Analyte	MRM Transition	RT	Area	Conc. (ng/L)	Signal/Noise Ratio	Modified
PFBS_1	298.9 / 80.0	1.52	78064772.64	377848.511533	526.2	false
PFBS_2	298.9 / 99.0	1.52	30745119.10	510929.649947	1339.7	false
PFHxA_1	313.0 / 269.0	1.82	122205452.67	1010462.131357	299.7	false
PFHxA_2	313.0 / 119.0	1.84	17018786.26	1928442.334059	801.4	false
PFHpA_1	363.0 / 319.0	2.23	46347524.77	427127.061341	428.7	false
PFHpA_2	363.0 / 169.0	2.19	1526503.86	677109.172883	615.2	false
PFHxS_1	399.0 / 80.0	2.22	158647635.02	804814.833924	204.1	true
PFHxS_2	399.0 / 99.0	2.26	125455599.70	2205748.144179	698.3	false
PFOA_1	413.0 / 369.0	2.71	88917825.40	1049295.697513	184.9	false
PFOA_2	413.0 / 169.0	2.64	34740865.17	6526975.953163	369.5	true
PFNA_1	463.0 / 419.0	2.98	443909.27	2063.560390	85.8	false
PFNA_2	463.0 / 219.0	2.90	257869.32	3878.593291	259.8	true
PFOS_1	499.0 / 80.0	2.92	71083095.96	247665.961053	385.3	false
PFOS_2	499.0 / 99.0	3.01	9509258.39	188367.351928	514.3	false
PFDA_1	513.0 / 469.0	N/A	N/A	N/A	N/A	true
PFDA_2	513.0 / 219.0	N/A	N/A	N/A	N/A	true
PFUnA_1	563.0 / 519.0	N/A	N/A	N/A	N/A	true
PFUnA_2	563.0 / 269.0	N/A	N/A	N/A	N/A	true
PFDoA_1	613.0 / 569.0	N/A	N/A	N/A	N/A	true
PFDoA_2	613.0 / 319.0	N/A	N/A	N/A	N/A	true
PFTrDA_1	663.0 / 619.0	N/A	N/A	N/A	N/A	true
PFTrDA_2	663.0 / 169.0	N/A	N/A	N/A	N/A	true
PFTeDA_1	713.0 / 669.0	N/A	N/A	N/A	N/A	true
PFTeDA_2	713.0 / 169.0	N/A	N/A	N/A	N/A	true
NMeFOSAA_1	570.0 / 419.0	N/A	N/A	N/A	N/A	true
NMeFOSAA_2	570.0 / 512.0	N/A	N/A	N/A	N/A	true
NEtFOSAA_1	584.0 / 419.0	N/A	N/A	N/A	N/A	true
NEtFOSAA_2	584.0 / 483.0	N/A	N/A	N/A	N/A	true

BATTELLE

Summary Quant Report

Created with Analyst Reporter
Printed: 04/10/2018 8:21:49 PM

Sample Name	J8244-FS-D(3)	**Injection Vial**	7
Sample ID	VC-PM649-DW03-0918	**Injection Volume**	10.00
Sample Type	Unknown	**Instrument Name**	QTRAP 5500
Acquisition Date	2018-10-03T07:32:17	**Data File**	18-0567.wiff
Acquisition Method	5-0369.dam	**Result Table**	18-0567_BASE
Sample Comment			

Results Summary

Analyte	MRM Transition	RT	Area	Conc. (ng/L)	Signal/Noise Ratio	Modified
PFBS_1	298.9 / 80.0	1.53	10688924.24	18984.814636	663.3	false
PFBS_2	298.9 / 99.0	1.53	3113844.52	18952.796035	1025.0	false
PFHxA_1	313.0 / 269.0	1.84	27009800.10	79180.686575	380.2	false
PFHxA_2	313.0 / 119.0	1.84	1769270.24	71044.858172	434.3	false
PFHpA_1	363.0 / 319.0	2.25	4978935.48	14348.875041	336.7	false
PFHpA_2	363.0 / 169.0	2.22	136375.68	18923.340244	390.7	false
PFHxS_1	399.0 / 80.0	2.27	65284800.04	140949.676663	782.1	false
PFHxS_2	399.0 / 99.0	2.27	21734079.56	162633.015145	1102.2	false
PFOA_1	413.0 / 369.0	2.66	64576124.63	177410.230287	803.5	false
PFOA_2	413.0 / 169.0	2.65	4489052.22	196354.824202	546.9	false
PFNA_1	463.0 / 419.0	N/A	N/A	N/A	N/A	true
PFNA_2	463.0 / 219.0	N/A	N/A	N/A	N/A	true
PFOS_1	499.0 / 80.0	2.92	5258858.78	8037.926031	157.5	false
PFOS_2	499.0 / 99.0	3.02	663225.96	5759.295029	213.9	true
PFDA_1	513.0 / 469.0	N/A	N/A	N/A	N/A	true
PFDA_2	513.0 / 219.0	N/A	N/A	N/A	N/A	true
PFUnA_1	563.0 / 519.0	N/A	N/A	N/A	N/A	true
PFUnA_2	563.0 / 269.0	N/A	N/A	N/A	N/A	true
PFDoA_1	613.0 / 569.0	N/A	N/A	N/A	N/A	true
PFDoA_2	613.0 / 319.0	N/A	N/A	N/A	N/A	true
PFTrDA_1	663.0 / 619.0	N/A	N/A	N/A	N/A	true
PFTrDA_2	663.0 / 169.0	N/A	N/A	N/A	N/A	true
PFTeDA_1	713.0 / 669.0	N/A	N/A	N/A	N/A	true
PFTeDA_2	713.0 / 169.0	N/A	N/A	N/A	N/A	true
NMeFOSAA_1	570.0 / 419.0	N/A	N/A	N/A	N/A	true
NMeFOSAA_2	570.0 / 512.0	N/A	N/A	N/A	N/A	true
NEtFOSAA_1	584.0 / 419.0	N/A	N/A	N/A	N/A	true
NEtFOSAA_2	584.0 / 483.0	N/A	N/A	N/A	N/A	true

BATTELLE

Summary Quant Report

Created with Analyst Reporter
Printed: 04/10/2018 8:21:53 PM

Sample Name	J8244-FS-D(5)	**Injection Vial**	8
Sample ID	VC-PM649-DW03-0918	**Injection Volume**	10.00
Sample Type	Unknown	**Instrument Name**	QTRAP 5500
Acquisition Date	2018-10-03T07:43:10	**Data File**	18-0567.wiff
Acquisition Method	5-0369.dam	**Result Table**	18-0567_BASE
Sample Comment			

Results Summary

Analyte	MRM Transition	RT	Area	Conc. (ng/L)	Signal/Noise Ratio	Modified
PFBS_1	298.9 / 80.0	1.53	622203.78	1394.839185	442.9	false
PFBS_2	298.9 / 99.0	1.53	189957.74	1424.278526	440.6	false
PFHxA_1	313.0 / 269.0	1.84	1699982.65	5240.959549	89.7	false
PFHxA_2	313.0 / 119.0	1.85	112012.84	4697.695632	86.9	false
PFHpA_1	363.0 / 319.0	N/A	N/A	N/A	N/A	true
PFHpA_2	363.0 / 169.0	N/A	N/A	N/A	N/A	true
PFHxS_1	399.0 / 80.0	2.27	4981666.19	12655.005998	537.4	false
PFHxS_2	399.0 / 99.0	2.27	1426952.45	12567.676102	707.0	false
PFOA_1	413.0 / 369.0	2.66	7107135.02	17204.664952	586.0	false
PFOA_2	413.0 / 169.0	2.65	385904.24	14880.684984	452.7	false
PFNA_1	463.0 / 419.0	N/A	N/A	N/A	N/A	true
PFNA_2	463.0 / 219.0	N/A	N/A	N/A	N/A	true
PFOS_1	499.0 / 80.0	2.93	437866.87	637.643953	91.0	false
PFOS_2	499.0 / 99.0	3.03	59936.18	493.650404	156.3	true
PFDA_1	513.0 / 469.0	N/A	N/A	N/A	N/A	true
PFDA_2	513.0 / 219.0	N/A	N/A	N/A	N/A	true
PFUnA_1	563.0 / 519.0	N/A	N/A	N/A	N/A	true
PFUnA_2	563.0 / 269.0	N/A	N/A	N/A	N/A	true
PFDoA_1	613.0 / 569.0	N/A	N/A	N/A	N/A	true
PFDoA_2	613.0 / 319.0	N/A	N/A	N/A	N/A	true
PFTrDA_1	663.0 / 619.0	N/A	N/A	N/A	N/A	true
PFTrDA_2	663.0 / 169.0	N/A	N/A	N/A	N/A	true
PFTeDA_1	713.0 / 669.0	N/A	N/A	N/A	N/A	true
PFTeDA_2	713.0 / 169.0	N/A	N/A	N/A	N/A	true
NMeFOSAA_1	570.0 / 419.0	N/A	N/A	N/A	N/A	true
NMeFOSAA_2	570.0 / 512.0	N/A	N/A	N/A	N/A	true
NEtFOSAA_1	584.0 / 419.0	N/A	N/A	N/A	N/A	true
NEtFOSAA_2	584.0 / 483.0	N/A	N/A	N/A	N/A	true

BATTELLE

Summary Quant Report

Created with Analyst Reporter
Printed: 04/10/2018 8:21:58 PM

Sample Name	J8244-FS-D(7)	**Injection Vial**	9
Sample ID	VC-PM649-DW03-0918	**Injection Volume**	10.00
Sample Type	Unknown	**Instrument Name**	QTRAP 5500
Acquisition Date	2018-10-03T07:54:03	**Data File**	18-0567.wiff
Acquisition Method	5-0369.dam	**Result Table**	18-0567_BASE
Sample Comment			

Results Summary

Analyte	MRM Transition	RT	Area	Conc. (ng/L)	Signal/Noise Ratio	Modified
PFBS_1	298.9 / 80.0	N/A	N/A	N/A	N/A	true
PFBS_2	298.9 / 99.0	N/A	N/A	N/A	N/A	true
PFHxA_1	313.0 / 269.0	N/A	N/A	N/A	N/A	true
PFHxA_2	313.0 / 119.0	N/A	N/A	N/A	N/A	true
PFHpA_1	363.0 / 319.0	2.25	2332708.03	7071.363050	247.8	false
PFHpA_2	363.0 / 169.0	2.22	63322.37	9245.688108	264.8	false
PFHxS_1	399.0 / 80.0	N/A	N/A	N/A	N/A	true
PFHxS_2	399.0 / 99.0	N/A	N/A	N/A	N/A	true
PFOA_1	413.0 / 369.0	2.65	38367893.66	91832.628830	1045.9	false
PFOA_2	413.0 / 169.0	2.64	2250941.55	85781.815597	766.9	false
PFNA_1	463.0 / 419.0	N/A	N/A	N/A	N/A	true
PFNA_2	463.0 / 219.0	N/A	N/A	N/A	N/A	true
PFOS_1	499.0 / 80.0	2.92	2639370.12	4184.918098	129.4	false
PFOS_2	499.0 / 99.0	3.02	330008.93	2970.665434	177.3	true
PFDA_1	513.0 / 469.0	N/A	N/A	N/A	N/A	true
PFDA_2	513.0 / 219.0	N/A	N/A	N/A	N/A	true
PFUnA_1	563.0 / 519.0	N/A	N/A	N/A	N/A	true
PFUnA_2	563.0 / 269.0	N/A	N/A	N/A	N/A	true
PFDoA_1	613.0 / 569.0	N/A	N/A	N/A	N/A	true
PFDoA_2	613.0 / 319.0	N/A	N/A	N/A	N/A	true
PFTrDA_1	663.0 / 619.0	N/A	N/A	N/A	N/A	true
PFTrDA_2	663.0 / 169.0	N/A	N/A	N/A	N/A	true
PFTeDA_1	713.0 / 669.0	N/A	N/A	N/A	N/A	true
PFTeDA_2	713.0 / 169.0	N/A	N/A	N/A	N/A	true
NMeFOSAA_1	570.0 / 419.0	N/A	N/A	N/A	N/A	true
NMeFOSAA_2	570.0 / 512.0	N/A	N/A	N/A	N/A	true
NEtFOSAA_1	584.0 / 419.0	N/A	N/A	N/A	N/A	true
NEtFOSAA_2	584.0 / 483.0	N/A	N/A	N/A	N/A	true

BATTELLE

Summary Quant Report

Created with Analyst Reporter
Printed: 04/10/2018 8:22:02 PM

Sample Name	J8245-FS(0)	**Injection Vial**	10
Sample ID	VC-PM649-DW04-0918	**Injection Volume**	10.00
Sample Type	Unknown	**Instrument Name**	QTRAP 5500
Acquisition Date	2018-10-03T08:04:56	**Data File**	18-0567.wiff
Acquisition Method	5-0369.dam	**Result Table**	18-0567_BASE
Sample Comment			

Results Summary

Analyte	MRM Transition	RT	Area	Conc. (ng/L)	Signal/Noise Ratio	Modified
PFBS_1	298.9 / 80.0	1.53	21882543.61	65398.158654	414.8	false
PFBS_2	298.9 / 99.0	1.53	6624841.42	67945.311583	643.7	false
PFHxA_1	313.0 / 269.0	1.85	80569941.81	331535.042411	384.7	false
PFHxA_2	313.0 / 119.0	1.85	8376980.29	472358.399043	746.6	false
PFHpA_1	363.0 / 319.0	2.25	35483391.29	171031.935473	461.5	false
PFHpA_2	363.0 / 169.0	2.25	775959.91	180024.389997	596.4	false
PFHxS_1	399.0 / 80.0	2.24	134075282.25	499190.390220	446.7	false
PFHxS_2	399.0 / 99.0	2.28	74989528.04	967661.330536	899.1	false
PFOA_1	413.0 / 369.0	2.66	83503990.58	397716.325553	619.6	false
PFOA_2	413.0 / 169.0	2.65	6718865.01	509484.126435	626.0	true
PFNA_1	463.0 / 419.0	3.05	655933.35	3153.018044	155.9	false
PFNA_2	463.0 / 219.0	3.05	235737.32	3652.702659	257.6	false
PFOS_1	499.0 / 80.0	2.97	177583538.75	563616.721337	343.3	false
PFOS_2	499.0 / 99.0	3.05	50613801.54	913324.066282	1622.9	false
PFDA_1	513.0 / 469.0	3.39	138492.37	347.505884	111.6	false
PFDA_2	513.0 / 219.0	3.26	24394.48	1437.249923	229.1	false
PFUnA_1	563.0 / 519.0	N/A	N/A	N/A	N/A	true
PFUnA_2	563.0 / 269.0	N/A	N/A	N/A	N/A	true
PFDoA_1	613.0 / 569.0	N/A	N/A	N/A	N/A	true
PFDoA_2	613.0 / 319.0	N/A	N/A	N/A	N/A	true
PFTrDA_1	663.0 / 619.0	N/A	N/A	N/A	N/A	true
PFTrDA_2	663.0 / 169.0	N/A	N/A	N/A	N/A	true
PFTeDA_1	713.0 / 669.0	N/A	N/A	N/A	N/A	true
PFTeDA_2	713.0 / 169.0	N/A	N/A	N/A	N/A	true
NMeFOSAA_1	570.0 / 419.0	N/A	N/A	N/A	N/A	true
NMeFOSAA_2	570.0 / 512.0	N/A	N/A	N/A	N/A	true
NEtFOSAA_1	584.0 / 419.0	3.71	3216.62	72.792307	67.0	false
NEtFOSAA_2	584.0 / 483.0	3.77	220.07	40.454963	27.4	false

BATTELLE

Summary Quant Report

Sample Name	J8245-FS-D(3)	**Injection Vial**	11
Sample ID	VC-PM649-DW04-0918	**Injection Volume**	10.00
Sample Type	Unknown	**Instrument Name**	QTRAP 5500
Acquisition Date	2018-10-03T08:15:51	**Data File**	18-0567.wiff
Acquisition Method	5-0369.dam	**Result Table**	18-0567_BASE
Sample Comment			

Results Summary

Analyte	MRM Transition	RT	Area	Conc. (ng/L)	Signal/Noise Ratio	Modified
PFBS_1	298.9 / 80.0	1.53	6445860.80	13407.779961	422.9	false
PFBS_2	298.9 / 99.0	1.53	1960397.37	13963.740396	483.1	false
PFHxA_1	313.0 / 269.0	1.85	34755348.27	96276.776659	338.3	false
PFHxA_2	313.0 / 119.0	1.85	2460355.25	93367.034042	493.3	false
PFHpA_1	363.0 / 319.0	2.25	11679302.84	33866.575997	408.0	false
PFHpA_2	363.0 / 169.0	2.25	222517.59	31061.551018	449.3	false
PFHxS_1	399.0 / 80.0	2.28	71197889.33	162752.595171	793.8	false
PFHxS_2	399.0 / 99.0	2.28	25793615.72	204355.807309	942.9	false
PFOA_1	413.0 / 369.0	2.66	32612735.37	91523.182853	765.5	false
PFOA_2	413.0 / 169.0	2.65	1931131.69	86289.450897	624.9	true
PFNA_1	463.0 / 419.0	N/A	N/A	N/A	N/A	true
PFNA_2	463.0 / 219.0	N/A	N/A	N/A	N/A	true
PFOS_1	499.0 / 80.0	3.05	78490695.97	153100.586477	492.8	false
PFOS_2	499.0 / 99.0	3.06	14599089.67	161905.739282	1286.9	false
PFDA_1	513.0 / 469.0	N/A	N/A	N/A	N/A	true
PFDA_2	513.0 / 219.0	N/A	N/A	N/A	N/A	true
PFUnA_1	563.0 / 519.0	N/A	N/A	N/A	N/A	true
PFUnA_2	563.0 / 269.0	N/A	N/A	N/A	N/A	true
PFDoA_1	613.0 / 569.0	N/A	N/A	N/A	N/A	true
PFDoA_2	613.0 / 319.0	N/A	N/A	N/A	N/A	true
PFTrDA_1	663.0 / 619.0	N/A	N/A	N/A	N/A	true
PFTrDA_2	663.0 / 169.0	N/A	N/A	N/A	N/A	true
PFTeDA_1	713.0 / 669.0	N/A	N/A	N/A	N/A	true
PFTeDA_2	713.0 / 169.0	N/A	N/A	N/A	N/A	true
NMeFOSAA_1	570.0 / 419.0	N/A	N/A	N/A	N/A	true
NMeFOSAA_2	570.0 / 512.0	N/A	N/A	N/A	N/A	true
NEtFOSAA_1	584.0 / 419.0	N/A	N/A	N/A	N/A	true
NEtFOSAA_2	584.0 / 483.0	N/A	N/A	N/A	N/A	true

BATTELLE

Summary Quant Report

Sample Name	J8245-FS-D(5)	**Injection Vial**	12
Sample ID	VC-PM649-DW04-0918	**Injection Volume**	10.00
Sample Type	Unknown	**Instrument Name**	QTRAP 5500
Acquisition Date	2018-10-03T08:26:44	**Data File**	18-0567.wiff
Acquisition Method	5-0369.dam	**Result Table**	18-0567_BASE
Sample Comment			

Results Summary

Analyte	MRM Transition	RT	Area	Conc. (ng/L)	Signal/Noise Ratio	Modified
PFBS_1	298.9 / 80.0	N/A	N/A	N/A	N/A	true
PFBS_2	298.9 / 99.0	N/A	N/A	N/A	N/A	true
PFHxA_1	313.0 / 269.0	1.84	6214030.48	16875.276626	188.2	false
PFHxA_2	313.0 / 119.0	1.85	436535.61	16212.161958	187.8	false
PFHpA_1	363.0 / 319.0	2.25	2205883.94	6168.015201	254.4	false
PFHpA_2	363.0 / 169.0	2.25	46521.95	6266.940527	242.3	false
PFHxS_1	399.0 / 80.0	2.27	16702835.51	34385.641692	813.8	false
PFHxS_2	399.0 / 99.0	2.27	5051047.17	36043.624038	1034.9	false
PFOA_1	413.0 / 369.0	2.66	7843790.40	17008.712952	620.7	false
PFOA_2	413.0 / 169.0	2.66	412548.63	14250.119458	375.6	true
PFNA_1	463.0 / 419.0	N/A	N/A	N/A	N/A	true
PFNA_2	463.0 / 219.0	N/A	N/A	N/A	N/A	true
PFOS_1	499.0 / 80.0	3.06	19989862.53	28893.158589	461.3	false
PFOS_2	499.0 / 99.0	3.06	3395400.82	27904.548751	1010.0	false
PFDA_1	513.0 / 469.0	N/A	N/A	N/A	N/A	true
PFDA_2	513.0 / 219.0	N/A	N/A	N/A	N/A	true
PFUnA_1	563.0 / 519.0	N/A	N/A	N/A	N/A	true
PFUnA_2	563.0 / 269.0	N/A	N/A	N/A	N/A	true
PFDoA_1	613.0 / 569.0	N/A	N/A	N/A	N/A	true
PFDoA_2	613.0 / 319.0	N/A	N/A	N/A	N/A	true
PFTrDA_1	663.0 / 619.0	N/A	N/A	N/A	N/A	true
PFTrDA_2	663.0 / 169.0	N/A	N/A	N/A	N/A	true
PFTeDA_1	713.0 / 669.0	N/A	N/A	N/A	N/A	true
PFTeDA_2	713.0 / 169.0	N/A	N/A	N/A	N/A	true
NMeFOSAA_1	570.0 / 419.0	N/A	N/A	N/A	N/A	true
NMeFOSAA_2	570.0 / 512.0	N/A	N/A	N/A	N/A	true
NEtFOSAA_1	584.0 / 419.0	N/A	N/A	N/A	N/A	true
NEtFOSAA_2	584.0 / 483.0	N/A	N/A	N/A	N/A	true

BATTELLE

Summary Quant Report

Sample Name	J8245-FS-D(7)	**Injection Vial**	13
Sample ID	VC-PM649-DW04-0918	**Injection Volume**	10.00
Sample Type	Unknown	**Instrument Name**	QTRAP 5500
Acquisition Date	2018-10-03T08:37:38	**Data File**	18-0567.wiff
Acquisition Method	5-0369.dam	**Result Table**	18-0567_BASE
Sample Comment			

Results Summary

Analyte	MRM Transition	RT	Area	Conc. (ng/L)	Signal/Noise Ratio	Modified
PFBS_1	298.9 / 80.0	N/A	N/A	N/A	N/A	true
PFBS_2	298.9 / 99.0	N/A	N/A	N/A	N/A	true
PFHxA_1	313.0 / 269.0	1.84	2671801.92	7856.678003	107.7	false
PFHxA_2	313.0 / 119.0	1.84	186872.85	7496.631654	106.2	false
PFHpA_1	363.0 / 319.0	N/A	N/A	N/A	N/A	true
PFHpA_2	363.0 / 169.0	N/A	N/A	N/A	N/A	true
PFHxS_1	399.0 / 80.0	2.28	6998395.43	14010.826287	616.3	true
PFHxS_2	399.0 / 99.0	2.28	2073243.79	14390.016684	765.5	false
PFOA_1	413.0 / 369.0	2.65	3658849.89	7875.883530	533.1	false
PFOA_2	413.0 / 169.0	2.64	199523.99	6845.651691	397.9	true
PFNA_1	463.0 / 419.0	N/A	N/A	N/A	N/A	true
PFNA_2	463.0 / 219.0	N/A	N/A	N/A	N/A	true
PFOS_1	499.0 / 80.0	3.03	9031520.36	12322.335161	323.0	false
PFOS_2	499.0 / 99.0	3.03	1580823.93	12265.415472	619.0	false
PFDA_1	513.0 / 469.0	N/A	N/A	N/A	N/A	true
PFDA_2	513.0 / 219.0	N/A	N/A	N/A	N/A	true
PFUnA_1	563.0 / 519.0	N/A	N/A	N/A	N/A	true
PFUnA_2	563.0 / 269.0	N/A	N/A	N/A	N/A	true
PFDoA_1	613.0 / 569.0	N/A	N/A	N/A	N/A	true
PFDoA_2	613.0 / 319.0	N/A	N/A	N/A	N/A	true
PFTrDA_1	663.0 / 619.0	N/A	N/A	N/A	N/A	true
PFTrDA_2	663.0 / 169.0	N/A	N/A	N/A	N/A	true
PFTeDA_1	713.0 / 669.0	N/A	N/A	N/A	N/A	true
PFTeDA_2	713.0 / 169.0	N/A	N/A	N/A	N/A	true
NMeFOSAA_1	570.0 / 419.0	N/A	N/A	N/A	N/A	true
NMeFOSAA_2	570.0 / 512.0	N/A	N/A	N/A	N/A	true
NEtFOSAA_1	584.0 / 419.0	N/A	N/A	N/A	N/A	true
NEtFOSAA_2	584.0 / 483.0	N/A	N/A	N/A	N/A	true

BATTELLE

Summary Quant Report

Created with Analyst Reporter
Printed: 04/10/2018 8:22:19 PM

Sample Name	J8243-FS(0)	**Injection Vial**	14
Sample ID	VC-PM649-DW02-0918	**Injection Volume**	10.00
Sample Type	Unknown	**Instrument Name**	QTRAP 5500
Acquisition Date	2018-10-03T08:48:31	**Data File**	18-0567.wiff
Acquisition Method	5-0369.dam	**Result Table**	18-0567_BASE
Sample Comment			

Results Summary

Analyte	MRM Transition	RT	Area	Conc. (ng/L)	Signal/Noise Ratio	Modified
PFBS_1	298.9 / 80.0	1.52	32973770.07	130742.946419	484.9	false
PFBS_2	298.9 / 99.0	1.52	9941185.98	135308.346744	701.1	false
PFHxA_1	313.0 / 269.0	1.82	93496422.30	567310.320174	354.1	false
PFHxA_2	313.0 / 119.0	1.83	8998733.97	748244.550228	734.6	false
PFHpA_1	363.0 / 319.0	2.22	28958858.19	160752.659946	354.2	false
PFHpA_2	363.0 / 169.0	2.20	724201.25	193497.727778	584.8	false
PFHxS_1	399.0 / 80.0	2.21	145112639.12	589461.544660	442.3	false
PFHxS_2	399.0 / 99.0	2.25	81768052.55	1151167.064902	774.5	false
PFOA_1	413.0 / 369.0	2.60	114314550.10	593510.908643	509.9	false
PFOA_2	413.0 / 169.0	2.62	10535636.12	870870.208814	534.5	true
PFNA_1	463.0 / 419.0	3.01	388633.33	1440.799164	123.4	false
PFNA_2	463.0 / 219.0	3.01	88957.19	1046.673646	156.3	false
PFOS_1	499.0 / 80.0	2.89	41234541.50	101786.905213	569.9	false
PFOS_2	499.0 / 99.0	2.92	4576238.00	64218.904062	537.3	true
PFDA_1	513.0 / 469.0	N/A	N/A	N/A	N/A	true
PFDA_2	513.0 / 219.0	N/A	N/A	N/A	N/A	true
PFUnA_1	563.0 / 519.0	N/A	N/A	N/A	N/A	true
PFUnA_2	563.0 / 269.0	N/A	N/A	N/A	N/A	true
PFDoA_1	613.0 / 569.0	N/A	N/A	N/A	N/A	true
PFDoA_2	613.0 / 319.0	N/A	N/A	N/A	N/A	true
PFTrDA_1	663.0 / 619.0	N/A	N/A	N/A	N/A	true
PFTrDA_2	663.0 / 169.0	N/A	N/A	N/A	N/A	true
PFTeDA_1	713.0 / 669.0	N/A	N/A	N/A	N/A	true
PFTeDA_2	713.0 / 169.0	N/A	N/A	N/A	N/A	true
NMeFOSAA_1	570.0 / 419.0	N/A	N/A	N/A	N/A	true
NMeFOSAA_2	570.0 / 512.0	N/A	N/A	N/A	N/A	true
NEtFOSAA_1	584.0 / 419.0	N/A	N/A	N/A	N/A	true
NEtFOSAA_2	584.0 / 483.0	N/A	N/A	N/A	N/A	true

BATTELLE

Summary Quant Report

Sample Name	J8243-FS-D(3)	**Injection Vial**	15
Sample ID	VC-PM649-DW02-0918	**Injection Volume**	10.00
Sample Type	Unknown	**Instrument Name**	QTRAP 5500
Acquisition Date	2018-10-03T08:59:24	**Data File**	18-0567.wiff
Acquisition Method	5-0369.dam	**Result Table**	18-0567_BASE
Sample Comment			

Results Summary

Analyte	MRM Transition	RT	Area	Conc. (ng/L)	Signal/Noise Ratio	Modified
PFBS_1	298.9 / 80.0	1.53	5487606.67	11800.128087	447.5	false
PFBS_2	298.9 / 99.0	1.53	1649490.64	12141.284697	609.5	false
PFHxA_1	313.0 / 269.0	1.84	21622410.58	72729.946133	290.9	false
PFHxA_2	313.0 / 119.0	1.84	1410155.35	64967.543751	360.0	false
PFHpA_1	363.0 / 319.0	2.24	4515221.68	14210.984681	328.5	false
PFHpA_2	363.0 / 169.0	2.23	107428.48	16280.088252	327.0	false
PFHxS_1	399.0 / 80.0	2.27	44302456.55	116136.179482	1082.2	false
PFHxS_2	399.0 / 99.0	2.27	14003473.40	127231.232615	1340.8	false
PFOA_1	413.0 / 369.0	2.64	30354181.12	85481.238010	907.1	false
PFOA_2	413.0 / 169.0	2.64	1610823.16	72228.287704	537.8	false
PFNA_1	463.0 / 419.0	N/A	N/A	N/A	N/A	true
PFNA_2	463.0 / 219.0	N/A	N/A	N/A	N/A	true
PFOS_1	499.0 / 80.0	2.91	4930550.74	9013.187262	322.4	false
PFOS_2	499.0 / 99.0	2.94	527515.28	5475.723753	235.5	true
PFDA_1	513.0 / 469.0	N/A	N/A	N/A	N/A	true
PFDA_2	513.0 / 219.0	N/A	N/A	N/A	N/A	true
PFUnA_1	563.0 / 519.0	N/A	N/A	N/A	N/A	true
PFUnA_2	563.0 / 269.0	N/A	N/A	N/A	N/A	true
PFDoA_1	613.0 / 569.0	N/A	N/A	N/A	N/A	true
PFDoA_2	613.0 / 319.0	N/A	N/A	N/A	N/A	true
PFTrDA_1	663.0 / 619.0	N/A	N/A	N/A	N/A	true
PFTrDA_2	663.0 / 169.0	N/A	N/A	N/A	N/A	true
PFTeDA_1	713.0 / 669.0	N/A	N/A	N/A	N/A	true
PFTeDA_2	713.0 / 169.0	N/A	N/A	N/A	N/A	true
NMeFOSAA_1	570.0 / 419.0	N/A	N/A	N/A	N/A	true
NMeFOSAA_2	570.0 / 512.0	N/A	N/A	N/A	N/A	true
NEtFOSAA_1	584.0 / 419.0	N/A	N/A	N/A	N/A	true
NEtFOSAA_2	584.0 / 483.0	N/A	N/A	N/A	N/A	true

BATTELLE

Summary Quant Report

Created with Analyst Reporter
Printed: 04/10/2018 8:22:29 PM

Sample Name	J8213-FS(0)	**Injection Vial**	18
Sample ID	VC-PM3009-DW03-0918	**Injection Volume**	10.00
Sample Type	Unknown	**Instrument Name**	QTRAP 5500
Acquisition Date	2018-10-03T09:42:55	**Data File**	18-0567.wiff
Acquisition Method	5-0369.dam	**Result Table**	18-0567_BASE
Sample Comment			

Results Summary

Analyte	MRM Transition	RT	Area	Conc. (ng/L)	Signal/Noise Ratio	Modified
PFBS_1	298.9 / 80.0	1.53	2131996.05	7347.977886	69.6	true
PFBS_2	298.9 / 99.0	1.53	566291.85	6665.456868	228.3	false
PFHxA_1	313.0 / 269.0	1.84	858779.78	3510.515097	28.8	false
PFHxA_2	313.0 / 119.0	1.85	56178.52	3112.260768	46.3	false
PFHpA_1	363.0 / 319.0	2.25	499681.35	1902.647221	50.6	false
PFHpA_2	363.0 / 169.0	2.25	10178.66	1871.251890	93.3	false
PFHxS_1	399.0 / 80.0	2.27	5972497.92	17471.724753	190.2	false
PFHxS_2	399.0 / 99.0	2.27	1587708.51	16101.221688	567.3	false
PFOA_1	413.0 / 369.0	2.66	1974411.12	6377.548862	189.2	false
PFOA_2	413.0 / 169.0	2.65	122799.21	6323.535786	292.2	true
PFNA_1	463.0 / 419.0	3.05	48088.90	156.763048	48.1	false
PFNA_2	463.0 / 219.0	3.05	18211.85	181.587232	87.4	false
PFOS_1	499.0 / 80.0	2.96	5046700.22	12311.631723	161.8	false
PFOS_2	499.0 / 99.0	3.05	678968.74	9414.322425	318.1	true
PFDA_1	513.0 / 469.0	3.40	18002.53	35.522602	24.8	true
PFDA_2	513.0 / 219.0	3.41	1285.11	52.394492	31.4	false
PFUnA_1	563.0 / 519.0	N/A	N/A	N/A	N/A	true
PFUnA_2	563.0 / 269.0	N/A	N/A	N/A	N/A	true
PFDoA_1	613.0 / 569.0	N/A	N/A	N/A	N/A	true
PFDoA_2	613.0 / 319.0	N/A	N/A	N/A	N/A	true
PFTrDA_1	663.0 / 619.0	N/A	N/A	N/A	N/A	true
PFTrDA_2	663.0 / 169.0	N/A	N/A	N/A	N/A	true
PFTeDA_1	713.0 / 669.0	N/A	N/A	N/A	N/A	true
PFTeDA_2	713.0 / 169.0	N/A	N/A	N/A	N/A	true
NMeFOSAA_1	570.0 / 419.0	N/A	N/A	N/A	N/A	true
NMeFOSAA_2	570.0 / 512.0	N/A	N/A	N/A	N/A	true
NEtFOSAA_1	584.0 / 419.0	N/A	N/A	N/A	N/A	true
NEtFOSAA_2	584.0 / 483.0	N/A	N/A	N/A	N/A	true

BATTELLE

Summary Quant Report

Created with Analyst Reporter
Printed: 04/10/2018 8:22:34 PM

Sample Name	J8217-FS(0)	**Injection Vial**	20
Sample ID	VC-PM372-DW03-0918	**Injection Volume**	10.00
Sample Type	Unknown	**Instrument Name**	QTRAP 5500
Acquisition Date	2018-10-03T10:04:42	**Data File**	18-0567.wiff
Acquisition Method	5-0369.dam	**Result Table**	18-0567_BASE
Sample Comment			

Results Summary

Analyte	MRM Transition	RT	Area	Conc. (ng/L)	Signal/Noise Ratio	Modified
PFBS_1	298.9 / 80.0	1.52	3253522.85	12523.000789	213.0	false
PFBS_2	298.9 / 99.0	1.52	906207.51	11940.046901	342.1	false
PFHxA_1	313.0 / 269.0	1.83	2111189.25	8864.512926	50.6	false
PFHxA_2	313.0 / 119.0	1.84	137384.26	7870.380554	84.2	false
PFHpA_1	363.0 / 319.0	2.24	532425.88	2090.033681	52.6	false
PFHpA_2	363.0 / 169.0	2.23	11209.90	2123.877121	92.0	false
PFHxS_1	399.0 / 80.0	2.27	6067700.25	18064.702062	250.5	false
PFHxS_2	399.0 / 99.0	2.27	1701249.49	17558.345229	723.0	false
PFOA_1	413.0 / 369.0	2.65	2257548.64	7391.491171	195.3	false
PFOA_2	413.0 / 169.0	2.65	104329.68	5445.595504	210.8	true
PFNA_1	463.0 / 419.0	3.05	29107.58	80.970498	30.9	false
PFNA_2	463.0 / 219.0	3.04	9449.28	71.221077	50.5	false
PFOS_1	499.0 / 80.0	2.91	763694.90	1770.014058	122.8	false
PFOS_2	499.0 / 99.0	2.92	72183.69	942.559354	115.6	false
PFDA_1	513.0 / 469.0	N/A	N/A	N/A	N/A	true
PFDA_2	513.0 / 219.0	N/A	N/A	N/A	N/A	true
PFUnA_1	563.0 / 519.0	N/A	N/A	N/A	N/A	true
PFUnA_2	563.0 / 269.0	N/A	N/A	N/A	N/A	true
PFDoA_1	613.0 / 569.0	N/A	N/A	N/A	N/A	true
PFDoA_2	613.0 / 319.0	N/A	N/A	N/A	N/A	true
PFTrDA_1	663.0 / 619.0	N/A	N/A	N/A	N/A	true
PFTrDA_2	663.0 / 169.0	N/A	N/A	N/A	N/A	true
PFTeDA_1	713.0 / 669.0	N/A	N/A	N/A	N/A	true
PFTeDA_2	713.0 / 169.0	N/A	N/A	N/A	N/A	true
NMeFOSAA_1	570.0 / 419.0	N/A	N/A	N/A	N/A	true
NMeFOSAA_2	570.0 / 512.0	N/A	N/A	N/A	N/A	true
NEtFOSAA_1	584.0 / 419.0	N/A	N/A	N/A	N/A	true
NEtFOSAA_2	584.0 / 483.0	N/A	N/A	N/A	N/A	true

BATTELLE

Summary Quant Report

Created with Analyst Reporter
Printed: 04/10/2018 8:22:39 PM

Sample Name	KB35 IB	**Injection Vial**	2
Sample ID	Instrument Blank	**Injection Volume**	10.00
Sample Type	Unknown	**Instrument Name**	QTRAP 5500
Acquisition Date	2018-10-03T16:08:06	**Data File**	18-0567.wiff
Acquisition Method	5-0369.dam	**Result Table**	18-0567_BASE
Sample Comment			

Results Summary

Analyte	MRM Transition	RT	Area	Conc. (ng/L)	Signal/Noise Ratio	Modified
PFBS_1	298.9 / 80.0	N/A	N/A	N/A	N/A	true
PFBS_2	298.9 / 99.0	N/A	N/A	N/A	N/A	true
PFHxA_1	313.0 / 269.0	N/A	N/A	N/A	N/A	true
PFHxA_2	313.0 / 119.0	N/A	N/A	N/A	N/A	true
PFHpA_1	363.0 / 319.0	N/A	N/A	N/A	N/A	true
PFHpA_2	363.0 / 169.0	N/A	N/A	N/A	N/A	true
PFHxS_1	399.0 / 80.0	N/A	N/A	N/A	N/A	true
PFHxS_2	399.0 / 99.0	N/A	N/A	N/A	N/A	true
PFOA_1	413.0 / 369.0	N/A	N/A	N/A	N/A	true
PFOA_2	413.0 / 169.0	N/A	N/A	N/A	N/A	true
PFNA_1	463.0 / 419.0	N/A	N/A	N/A	N/A	true
PFNA_2	463.0 / 219.0	N/A	N/A	N/A	N/A	true
PFOS_1	499.0 / 80.0	N/A	N/A	N/A	N/A	true
PFOS_2	499.0 / 99.0	N/A	N/A	N/A	N/A	true
PFDA_1	513.0 / 469.0	N/A	N/A	N/A	N/A	true
PFDA_2	513.0 / 219.0	N/A	N/A	N/A	N/A	true
PFUnA_1	563.0 / 519.0	N/A	N/A	N/A	N/A	true
PFUnA_2	563.0 / 269.0	N/A	N/A	N/A	N/A	true
PFDoA_1	613.0 / 569.0	N/A	N/A	N/A	N/A	true
PFDoA_2	613.0 / 319.0	N/A	N/A	N/A	N/A	true
PFTrDA_1	663.0 / 619.0	N/A	N/A	N/A	N/A	true
PFTrDA_2	663.0 / 169.0	N/A	N/A	N/A	N/A	true
PFTeDA_1	713.0 / 669.0	N/A	N/A	N/A	N/A	true
PFTeDA_2	713.0 / 169.0	N/A	N/A	N/A	N/A	true
NMeFOSAA_1	570.0 / 419.0	N/A	N/A	N/A	N/A	true
NMeFOSAA_2	570.0 / 512.0	N/A	N/A	N/A	N/A	true
NEtFOSAA_1	584.0 / 419.0	N/A	N/A	N/A	N/A	true
NEtFOSAA_2	584.0 / 483.0	N/A	N/A	N/A	N/A	true

BATTELLE

Summary Quant Report

Created with Analyst Reporter
Printed: 04/10/2018 8:22:43 PM

Sample Name	J8216-FS-D(7)	**Injection Vial**	4
Sample ID	VC-PM372-DW02P-0918	**Injection Volume**	10.00
Sample Type	Unknown	**Instrument Name**	QTRAP 5500
Acquisition Date	2018-10-03T16:29:53	**Data File**	18-0567.wiff
Acquisition Method	5-0369.dam	**Result Table**	18-0567_BASE
Sample Comment			

Results Summary

Analyte	MRM Transition	RT	Area	Conc. (ng/L)	Signal/Noise Ratio	Modified
PFBS_1	298.9 / 80.0	N/A	N/A	N/A	N/A	true
PFBS_2	298.9 / 99.0	N/A	N/A	N/A	N/A	true
PFHxA_1	313.0 / 269.0	N/A	N/A	N/A	N/A	true
PFHxA_2	313.0 / 119.0	N/A	N/A	N/A	N/A	true
PFHpA_1	363.0 / 319.0	N/A	N/A	N/A	N/A	true
PFHpA_2	363.0 / 169.0	N/A	N/A	N/A	N/A	true
PFHxS_1	399.0 / 80.0	2.30	744434.22	1498.725901	198.2	false
PFHxS_2	399.0 / 99.0	2.30	209348.74	1465.143421	356.0	false
PFOA_1	413.0 / 369.0	N/A	N/A	N/A	N/A	true
PFOA_2	413.0 / 169.0	N/A	N/A	N/A	N/A	true
PFNA_1	463.0 / 419.0	N/A	N/A	N/A	N/A	true
PFNA_2	463.0 / 219.0	N/A	N/A	N/A	N/A	true
PFOS_1	499.0 / 80.0	N/A	N/A	N/A	N/A	true
PFOS_2	499.0 / 99.0	N/A	N/A	N/A	N/A	true
PFDA_1	513.0 / 469.0	N/A	N/A	N/A	N/A	true
PFDA_2	513.0 / 219.0	N/A	N/A	N/A	N/A	true
PFUnA_1	563.0 / 519.0	N/A	N/A	N/A	N/A	true
PFUnA_2	563.0 / 269.0	N/A	N/A	N/A	N/A	true
PFDoA_1	613.0 / 569.0	N/A	N/A	N/A	N/A	true
PFDoA_2	613.0 / 319.0	N/A	N/A	N/A	N/A	true
PFTrDA_1	663.0 / 619.0	N/A	N/A	N/A	N/A	true
PFTrDA_2	663.0 / 169.0	N/A	N/A	N/A	N/A	true
PFTeDA_1	713.0 / 669.0	N/A	N/A	N/A	N/A	true
PFTeDA_2	713.0 / 169.0	N/A	N/A	N/A	N/A	true
NMeFOSAA_1	570.0 / 419.0	N/A	N/A	N/A	N/A	true
NMeFOSAA_2	570.0 / 512.0	N/A	N/A	N/A	N/A	true
NEtFOSAA_1	584.0 / 419.0	N/A	N/A	N/A	N/A	true
NEtFOSAA_2	584.0 / 483.0	N/A	N/A	N/A	N/A	true

BATTELLE

Summary Quant Report

Created with Analyst Reporter
Printed: 04/10/2018 8:22:48 PM

Sample Name	J8241-FS-D(9)	**Injection Vial**	5
Sample ID	VC-PM649-DW01-0918	**Injection Volume**	10.00
Sample Type	Unknown	**Instrument Name**	QTRAP 5500
Acquisition Date	2018-10-03T16:40:45	**Data File**	18-0567.wiff
Acquisition Method	5-0369.dam	**Result Table**	18-0567_BASE
Sample Comment			

Results Summary

Analyte	MRM Transition	RT	Area	Conc. (ng/L)	Signal/Noise Ratio	Modified
PFBS_1	298.9 / 80.0	N/A	N/A	N/A	N/A	true
PFBS_2	298.9 / 99.0	N/A	N/A	N/A	N/A	true
PFHxA_1	313.0 / 269.0	N/A	N/A	N/A	N/A	true
PFHxA_2	313.0 / 119.0	N/A	N/A	N/A	N/A	true
PFHpA_1	363.0 / 319.0	N/A	N/A	N/A	N/A	true
PFHpA_2	363.0 / 169.0	N/A	N/A	N/A	N/A	true
PFHxS_1	399.0 / 80.0	N/A	N/A	N/A	N/A	true
PFHxS_2	399.0 / 99.0	N/A	N/A	N/A	N/A	true
PFOA_1	413.0 / 369.0	N/A	N/A	N/A	N/A	true
PFOA_2	413.0 / 169.0	N/A	N/A	N/A	N/A	true
PFNA_1	463.0 / 419.0	N/A	N/A	N/A	N/A	true
PFNA_2	463.0 / 219.0	N/A	N/A	N/A	N/A	true
PFOS_1	499.0 / 80.0	3.04	1045803.20	1763.392609	194.8	false
PFOS_2	499.0 / 99.0	3.08	120412.05	1148.659448	481.5	false
PFDA_1	513.0 / 469.0	N/A	N/A	N/A	N/A	true
PFDA_2	513.0 / 219.0	N/A	N/A	N/A	N/A	true
PFUnA_1	563.0 / 519.0	N/A	N/A	N/A	N/A	true
PFUnA_2	563.0 / 269.0	N/A	N/A	N/A	N/A	true
PFDoA_1	613.0 / 569.0	N/A	N/A	N/A	N/A	true
PFDoA_2	613.0 / 319.0	N/A	N/A	N/A	N/A	true
PFTrDA_1	663.0 / 619.0	N/A	N/A	N/A	N/A	true
PFTrDA_2	663.0 / 169.0	N/A	N/A	N/A	N/A	true
PFTeDA_1	713.0 / 669.0	N/A	N/A	N/A	N/A	true
PFTeDA_2	713.0 / 169.0	N/A	N/A	N/A	N/A	true
NMeFOSAA_1	570.0 / 419.0	N/A	N/A	N/A	N/A	true
NMeFOSAA_2	570.0 / 512.0	N/A	N/A	N/A	N/A	true
NEtFOSAA_1	584.0 / 419.0	N/A	N/A	N/A	N/A	true
NEtFOSAA_2	584.0 / 483.0	N/A	N/A	N/A	N/A	true

BATTELLE

Summary Quant Report

Created with Analyst Reporter
Printed: 04/10/2018 8:22:52 PM

Sample Name	J8242-FS-D(9)	**Injection Vial**	6
Sample ID	VC-PM649-DW01P-0918	**Injection Volume**	10.00
Sample Type	Unknown	**Instrument Name**	QTRAP 5500
Acquisition Date	2018-10-03T16:51:37	**Data File**	18-0567.wiff
Acquisition Method	5-0369.dam	**Result Table**	18-0567_BASE
Sample Comment			

Results Summary

Analyte	MRM Transition	RT	Area	Conc. (ng/L)	Signal/Noise Ratio	Modified
PFBS_1	298.9 / 80.0	N/A	N/A	N/A	N/A	true
PFBS_2	298.9 / 99.0	N/A	N/A	N/A	N/A	true
PFHxA_1	313.0 / 269.0	N/A	N/A	N/A	N/A	true
PFHxA_2	313.0 / 119.0	N/A	N/A	N/A	N/A	true
PFHpA_1	363.0 / 319.0	N/A	N/A	N/A	N/A	true
PFHpA_2	363.0 / 169.0	N/A	N/A	N/A	N/A	true
PFHxS_1	399.0 / 80.0	N/A	N/A	N/A	N/A	true
PFHxS_2	399.0 / 99.0	N/A	N/A	N/A	N/A	true
PFOA_1	413.0 / 369.0	N/A	N/A	N/A	N/A	true
PFOA_2	413.0 / 169.0	N/A	N/A	N/A	N/A	true
PFNA_1	463.0 / 419.0	N/A	N/A	N/A	N/A	true
PFNA_2	463.0 / 219.0	N/A	N/A	N/A	N/A	true
PFOS_1	499.0 / 80.0	3.05	1279064.43	1985.327341	182.6	false
PFOS_2	499.0 / 99.0	3.08	204761.23	1807.694269	424.5	false
PFDA_1	513.0 / 469.0	N/A	N/A	N/A	N/A	true
PFDA_2	513.0 / 219.0	N/A	N/A	N/A	N/A	true
PFUnA_1	563.0 / 519.0	N/A	N/A	N/A	N/A	true
PFUnA_2	563.0 / 269.0	N/A	N/A	N/A	N/A	true
PFDoA_1	613.0 / 569.0	N/A	N/A	N/A	N/A	true
PFDoA_2	613.0 / 319.0	N/A	N/A	N/A	N/A	true
PFTrDA_1	663.0 / 619.0	N/A	N/A	N/A	N/A	true
PFTrDA_2	663.0 / 169.0	N/A	N/A	N/A	N/A	true
PFTeDA_1	713.0 / 669.0	N/A	N/A	N/A	N/A	true
PFTeDA_2	713.0 / 169.0	N/A	N/A	N/A	N/A	true
NMeFOSAA_1	570.0 / 419.0	N/A	N/A	N/A	N/A	true
NMeFOSAA_2	570.0 / 512.0	N/A	N/A	N/A	N/A	true
NEtFOSAA_1	584.0 / 419.0	N/A	N/A	N/A	N/A	true
NEtFOSAA_2	584.0 / 483.0	N/A	N/A	N/A	N/A	true

BATTELLE

Summary Quant Report

Sample Name	J8244-FS-D(9)	**Injection Vial**	7
Sample ID	VC-PM649-DW03-0918	**Injection Volume**	10.00
Sample Type	Unknown	**Instrument Name**	QTRAP 5500
Acquisition Date	2018-10-03T17:02:30	**Data File**	18-0567.wiff
Acquisition Method	5-0369.dam	**Result Table**	18-0567_BASE
Sample Comment			

Results Summary

Analyte	MRM Transition	RT	Area	Conc. (ng/L)	Signal/Noise Ratio	Modified
PFBS_1	298.9 / 80.0	N/A	N/A	N/A	N/A	true
PFBS_2	298.9 / 99.0	N/A	N/A	N/A	N/A	true
PFHxA_1	313.0 / 269.0	N/A	N/A	N/A	N/A	true
PFHxA_2	313.0 / 119.0	N/A	N/A	N/A	N/A	true
PFHpA_1	363.0 / 319.0	N/A	N/A	N/A	N/A	true
PFHpA_2	363.0 / 169.0	N/A	N/A	N/A	N/A	true
PFHxS_1	399.0 / 80.0	N/A	N/A	N/A	N/A	true
PFHxS_2	399.0 / 99.0	N/A	N/A	N/A	N/A	true
PFOA_1	413.0 / 369.0	2.68	650298.96	1373.406573	353.3	false
PFOA_2	413.0 / 169.0	2.64	61693.75	2085.506471	230.7	false
PFNA_1	463.0 / 419.0	N/A	N/A	N/A	N/A	true
PFNA_2	463.0 / 219.0	N/A	N/A	N/A	N/A	true
PFOS_1	499.0 / 80.0	N/A	N/A	N/A	N/A	true
PFOS_2	499.0 / 99.0	N/A	N/A	N/A	N/A	true
PFDA_1	513.0 / 469.0	N/A	N/A	N/A	N/A	true
PFDA_2	513.0 / 219.0	N/A	N/A	N/A	N/A	true
PFUnA_1	563.0 / 519.0	N/A	N/A	N/A	N/A	true
PFUnA_2	563.0 / 269.0	N/A	N/A	N/A	N/A	true
PFDoA_1	613.0 / 569.0	N/A	N/A	N/A	N/A	true
PFDoA_2	613.0 / 319.0	N/A	N/A	N/A	N/A	true
PFTrDA_1	663.0 / 619.0	N/A	N/A	N/A	N/A	true
PFTrDA_2	663.0 / 169.0	N/A	N/A	N/A	N/A	true
PFTeDA_1	713.0 / 669.0	N/A	N/A	N/A	N/A	true
PFTeDA_2	713.0 / 169.0	N/A	N/A	N/A	N/A	true
NMeFOSAA_1	570.0 / 419.0	N/A	N/A	N/A	N/A	true
NMeFOSAA_2	570.0 / 512.0	N/A	N/A	N/A	N/A	true
NEtFOSAA_1	584.0 / 419.0	N/A	N/A	N/A	N/A	true
NEtFOSAA_2	584.0 / 483.0	N/A	N/A	N/A	N/A	true

BATTELLE

Summary Quant Report

Created with Analyst Reporter
Printed: 16/10/2018 6:18:33 PM

Sample Name	KB35 IB	**Injection Vial**	2
Sample ID	Instrument Blank	**Injection Volume**	10.00
Sample Type	Unknown	**Instrument Name**	QTRAP 5500
Acquisition Date	2018-10-03T16:08:06	**Data File**	18-0567.wiff
Acquisition Method	5-0369.dam	**Result Table**	18-0567_SIS
Sample Comment			

Results Summary

Analyte	MRM Transition	RT	Area	Conc. (ng/L)	Signal/Noise Ratio	Modified
13C2-PFDoA	615.0 / 570.0	4.05	96355.48	236.472869	876.1	false
d3-MeFOSAA	573.0 / 419.0	3.60	12507.63	196.273979	180.5	false
d5-EtFOSAA	589.0 / 419.0	3.76	14818.92	213.362077	146.4	false
13C5-PFHxA	318.0 / 273.0	1.86	75674.84	267.361879	455.3	false
13C4-PFHpA	367.0 / 322.0	2.27	88597.98	284.949353	782.4	false
13C8-PFOA	421.0 / 376.0	2.68	107050.59	269.647571	1203.7	false
13C9-PFNA	472.0 / 427.0	3.08	98486.04	245.746679	975.3	false
13C6-PFDA	519.0 / 474.0	3.43	108143.11	263.304754	1396.1	false
13C7-PFUnA	570.0 / 525.0	3.76	90257.26	216.190377	467.0	false
13C2-PFTeDA	715.0 / 670.0	4.52	75999.59	234.302888	1462.6	false
13C3-PFBS	302.0 / 99.0	1.53	31936.16	243.535764	468.9	false
13C3-PFHxS	402.0 / 99.0	2.30	28439.56	238.548556	416.0	false
13C8-PFOS	507.0 / 99.0	3.07	32533.60	258.863122	237.9	false

BATTELLE

Summary Quant Report

Created with Analyst Reporter
Printed: 05/10/2018 11:00:38 AM

Sample Name	CR845PB-FS(0)	**Injection Vial**	16
Sample ID	Procedural Blank	**Injection Volume**	10.00
Sample Type	Unknown	**Instrument Name**	QTRAP 5500
Acquisition Date	2018-10-02T23:12:20	**Data File**	18-0567.wiff
Acquisition Method	5-0369.dam	**Result Table**	18-0567_SIS
Sample Comment			

Results Summary

Analyte	MRM Transition	RT	Area	Conc. (ng/L)	Signal/Noise Ratio	Modified
13C2-PFDoA	615.0 / 570.0	4.01	93026.87	241.322400	1220.4	false
d3-MeFOSAA	573.0 / 419.0	3.56	14965.72	238.206755	158.0	false
d5-EtFOSAA	589.0 / 419.0	3.72	15589.54	227.668579	165.3	false
13C5-PFHxA	318.0 / 273.0	1.84	62902.30	227.179272	551.0	false
13C4-PFHpA	367.0 / 322.0	2.25	67457.98	221.784619	902.6	false
13C8-PFOA	421.0 / 376.0	2.66	92529.99	238.256187	1364.9	false
13C9-PFNA	472.0 / 427.0	3.05	92919.05	237.012898	877.6	false
13C6-PFDA	519.0 / 474.0	3.40	99884.16	257.063720	7599.3	false
13C7-PFUnA	570.0 / 525.0	3.72	96519.36	244.372844	665.6	false
13C2-PFTeDA	715.0 / 670.0	4.47	66235.42	215.844514	1735.8	false
13C3-PFBS	302.0 / 99.0	1.52	27056.52	209.276739	372.2	false
13C3-PFHxS	402.0 / 99.0	2.27	24626.35	209.518819	323.5	false
13C8-PFOS	507.0 / 99.0	3.04	27168.45	219.266341	229.2	false

BATTELLE

Summary Quant Report

Created with Analyst Reporter
Printed: 05/10/2018 11:00:42 AM

Sample Name	CR846LCS-FS(0)	**Injection Vial**	17
Sample ID	Laboratory Control Sample	**Injection Volume**	10.00
Sample Type	Unknown	**Instrument Name**	QTRAP 5500
Acquisition Date	2018-10-02T23:23:12	**Data File**	18-0567.wiff
Acquisition Method	5-0369.dam	**Result Table**	18-0567_SIS
Sample Comment			

Results Summary

Analyte	MRM Transition	RT	Area	Conc. (ng/L)	Signal/Noise Ratio	Modified
13C2-PFDoA	615.0 / 570.0	3.99	96608.52	243.216610	925.5	false
d3-MeFOSAA	573.0 / 419.0	3.54	15658.46	244.113624	109.9	false
d5-EtFOSAA	589.0 / 419.0	3.70	14700.32	210.272708	143.6	false
13C5-PFHxA	318.0 / 273.0	1.84	62887.66	232.737523	722.3	false
13C4-PFHpA	367.0 / 322.0	2.25	74372.58	250.558848	519.9	false
13C8-PFOA	421.0 / 376.0	2.65	92728.36	244.665703	1673.6	false
13C9-PFNA	472.0 / 427.0	3.04	95213.35	248.865016	6275.5	false
13C6-PFDA	519.0 / 474.0	3.38	96468.30	240.944687	1298.7	false
13C7-PFUnA	570.0 / 525.0	3.70	95774.79	235.330541	1166.5	false
13C2-PFTeDA	715.0 / 670.0	4.45	74080.74	234.285048	1122.6	false
13C3-PFBS	302.0 / 99.0	1.52	29215.56	221.334828	457.2	false
13C3-PFHxS	402.0 / 99.0	2.27	23824.05	198.529510	315.0	false
13C8-PFOS	507.0 / 99.0	3.03	28002.82	221.358041	228.3	false

BATTELLE

Summary Quant Report

Created with Analyst Reporter
Printed: 05/10/2018 11:00:46 AM

Sample Name	J8210-FS(0)	**Injection Vial**	18
Sample ID	VC-PM3009-DW01-0918	**Injection Volume**	10.00
Sample Type	Unknown	**Instrument Name**	QTRAP 5500
Acquisition Date	2018-10-02T23:34:04	**Data File**	18-0567.wiff
Acquisition Method	5-0369.dam	**Result Table**	18-0567_SIS
Sample Comment			

Results Summary

Analyte	MRM Transition	RT	Area	Conc. (ng/L)	Signal/Noise Ratio	Modified
13C2-PFDoA	615.0 / 570.0	4.01	85314.36	272.678900	811.3	false
d3-MeFOSAA	573.0 / 419.0	3.56	12087.55	1938.115431	163.4	false
d5-EtFOSAA	589.0 / 419.0	3.72	13943.19	2051.241429	167.2	false
13C5-PFHxA	318.0 / 273.0	1.84	54196.54	232.509252	172.8	false
13C4-PFHpA	367.0 / 322.0	2.24	50173.20	195.945980	276.6	false
13C8-PFOA	421.0 / 376.0	2.66	59008.10	180.484448	492.4	false
13C9-PFNA	472.0 / 427.0	3.05	18310.34	55.479187	205.0	false
13C6-PFDA	519.0 / 474.0	3.40	80603.33	255.586118	424.4	false
13C7-PFUnA	570.0 / 525.0	3.72	85926.06	268.042436	888.3	false
13C2-PFTeDA	715.0 / 670.0	4.47	59303.71	238.107317	1175.7	false
13C3-PFBS	302.0 / 99.0	1.52	23482.66	1829.705748	247.6	false
13C3-PFHxS	402.0 / 99.0	2.27	16163.41	1385.290636	157.0	false
13C8-PFOS	507.0 / 99.0	3.04	3250.73	264.285500	50.4	false

BATTELLE

Summary Quant Report

Created with Analyst Reporter
Printed: 05/10/2018 11:00:50 AM

Sample Name	J8210-FS-D(3)	**Injection Vial**	19
Sample ID	VC-PM3009-DW01-0918	**Injection Volume**	10.00
Sample Type	Unknown	**Instrument Name**	QTRAP 5500
Acquisition Date	2018-10-02T23:44:56	**Data File**	18-0567.wiff
Acquisition Method	5-0369.dam	**Result Table**	18-0567_SIS
Sample Comment			

Results Summary

Analyte	MRM Transition	RT	Area	Conc. (ng/L)	Signal/Noise Ratio	Modified
13C2-PFDoA	615.0 / 570.0	N/A	N/A	N/A	N/A	true
d3-MeFOSAA	573.0 / 419.0	N/A	N/A	N/A	N/A	true
d5-EtFOSAA	589.0 / 419.0	N/A	N/A	N/A	N/A	true
13C5-PFHxA	318.0 / 273.0	N/A	N/A	N/A	N/A	true
13C4-PFHpA	367.0 / 322.0	2.25	80251.76	297.311854	446.9	false
13C8-PFOA	421.0 / 376.0	2.66	81634.25	236.861059	864.4	false
13C9-PFNA	472.0 / 427.0	N/A	N/A	N/A	N/A	true
13C6-PFDA	519.0 / 474.0	N/A	N/A	N/A	N/A	true
13C7-PFUnA	570.0 / 525.0	N/A	N/A	N/A	N/A	true
13C2-PFTeDA	715.0 / 670.0	N/A	N/A	N/A	N/A	true
13C3-PFBS	302.0 / 99.0	N/A	N/A	N/A	N/A	true
13C3-PFHxS	402.0 / 99.0	N/A	N/A	N/A	N/A	true
13C8-PFOS	507.0 / 99.0	N/A	N/A	N/A	N/A	true

BATTELLE

Summary Quant Report

Created with Analyst Reporter
Printed: 05/10/2018 11:00:55 AM

Sample Name	J8210-FS-D(5)	**Injection Vial**	20
Sample ID	VC-PM3009-DW01-0918	**Injection Volume**	10.00
Sample Type	Unknown	**Instrument Name**	QTRAP 5500
Acquisition Date	2018-10-02T23:55:48	**Data File**	18-0567.wiff
Acquisition Method	5-0369.dam	**Result Table**	18-0567_SIS
Sample Comment			

Results Summary

Analyte	MRM Transition	RT	Area	Conc. (ng/L)	Signal/Noise Ratio	Modified
13C2-PFDoA	615.0 / 570.0	N/A	N/A	N/A	N/A	true
d3-MeFOSAA	573.0 / 419.0	N/A	N/A	N/A	N/A	true
d5-EtFOSAA	589.0 / 419.0	N/A	N/A	N/A	N/A	true
13C5-PFHxA	318.0 / 273.0	1.83	81284.04	284.683703	396.6	false
13C4-PFHpA	367.0 / 322.0	N/A	N/A	N/A	N/A	true
13C8-PFOA	421.0 / 376.0	N/A	N/A	N/A	N/A	true
13C9-PFNA	472.0 / 427.0	N/A	N/A	N/A	N/A	true
13C6-PFDA	519.0 / 474.0	N/A	N/A	N/A	N/A	true
13C7-PFUnA	570.0 / 525.0	N/A	N/A	N/A	N/A	true
13C2-PFTeDA	715.0 / 670.0	N/A	N/A	N/A	N/A	true
13C3-PFBS	302.0 / 99.0	1.51	40793.10	444.788340	441.2	false
13C3-PFHxS	402.0 / 99.0	N/A	N/A	N/A	N/A	true
13C8-PFOS	507.0 / 99.0	3.04	21596.95	245.706774	188.6	false

BATTELLE

Summary Quant Report

Created with Analyst Reporter
Printed: 05/10/2018 11:00:59 AM

Sample Name	J8210-FS-D(7)	**Injection Vial**	21
Sample ID	VC-PM3009-DW01-0918	**Injection Volume**	10.00
Sample Type	Unknown	**Instrument Name**	QTRAP 5500
Acquisition Date	2018-10-03T00:06:40	**Data File**	18-0567.wiff
Acquisition Method	5-0369.dam	**Result Table**	18-0567_SIS
Sample Comment			

Results Summary

Analyte	MRM Transition	RT	Area	Conc. (ng/L)	Signal/Noise Ratio	Modified
13C2-PFDoA	615.0 / 570.0	N/A	N/A	N/A	N/A	true
d3-MeFOSAA	573.0 / 419.0	N/A	N/A	N/A	N/A	true
d5-EtFOSAA	589.0 / 419.0	N/A	N/A	N/A	N/A	true
13C5-PFHxA	318.0 / 273.0	N/A	N/A	N/A	N/A	true
13C4-PFHpA	367.0 / 322.0	N/A	N/A	N/A	N/A	true
13C8-PFOA	421.0 / 376.0	N/A	N/A	N/A	N/A	true
13C9-PFNA	472.0 / 427.0	N/A	N/A	N/A	N/A	true
13C6-PFDA	519.0 / 474.0	N/A	N/A	N/A	N/A	true
13C7-PFUnA	570.0 / 525.0	N/A	N/A	N/A	N/A	true
13C2-PFTeDA	715.0 / 670.0	N/A	N/A	N/A	N/A	true
13C3-PFBS	302.0 / 99.0	N/A	N/A	N/A	N/A	true
13C3-PFHxS	402.0 / 99.0	N/A	N/A	N/A	N/A	true
13C8-PFOS	507.0 / 99.0	N/A	N/A	N/A	N/A	true

BATTELLE

Summary Quant Report

Created with Analyst Reporter
Printed: 05/10/2018 11:01:04 AM

Sample Name	J8210-FS-D(9)	**Injection Vial**	22
Sample ID	VC-PM3009-DW01-0918	**Injection Volume**	10.00
Sample Type	Unknown	**Instrument Name**	QTRAP 5500
Acquisition Date	2018-10-03T00:17:32	**Data File**	18-0567.wiff
Acquisition Method	5-0369.dam	**Result Table**	18-0567_SIS
Sample Comment			

Results Summary

Analyte	MRM Transition	RT	Area	Conc. (ng/L)	Signal/Noise Ratio	Modified
13C2-PFDoA	615.0 / 570.0	N/A	N/A	N/A	N/A	true
d3-MeFOSAA	573.0 / 419.0	3.56	15731.16	296.302484	218.7	false
d5-EtFOSAA	589.0 / 419.0	3.72	19931.25	344.446753	184.2	false
13C5-PFHxA	318.0 / 273.0	N/A	N/A	N/A	N/A	true
13C4-PFHpA	367.0 / 322.0	N/A	N/A	N/A	N/A	true
13C8-PFOA	421.0 / 376.0	N/A	N/A	N/A	N/A	true
13C9-PFNA	472.0 / 427.0	3.04	108751.69	267.562190	1215.5	false
13C6-PFDA	519.0 / 474.0	N/A	N/A	N/A	N/A	true
13C7-PFUnA	570.0 / 525.0	N/A	N/A	N/A	N/A	true
13C2-PFTeDA	715.0 / 670.0	N/A	N/A	N/A	N/A	true
13C3-PFBS	302.0 / 99.0	1.51	33314.20	304.927364	472.6	false
13C3-PFHxS	402.0 / 99.0	2.27	29779.75	299.820939	314.8	false
13C8-PFOS	507.0 / 99.0	3.04	32585.26	311.204785	236.8	false

BATTELLE

Summary Quant Report

Created with Analyst Reporter
Printed: 05/10/2018 11:01:09 AM

Sample Name	J8211-FS(0)	**Injection Vial**	26
Sample ID	VC-PM3009-DW02-0918	**Injection Volume**	10.00
Sample Type	Unknown	**Instrument Name**	QTRAP 5500
Acquisition Date	2018-10-03T01:01:00	**Data File**	18-0567.wiff
Acquisition Method	5-0369.dam	**Result Table**	18-0567_SIS
Sample Comment			

Results Summary

Analyte	MRM Transition	RT	Area	Conc. (ng/L)	Signal/Noise Ratio	Modified
13C2-PFDoA	615.0 / 570.0	4.00	104826.59	259.354682	822.4	false
d3-MeFOSAA	573.0 / 419.0	3.56	13244.77	269.630094	152.9	false
d5-EtFOSAA	589.0 / 419.0	3.72	16425.04	306.791645	140.2	false
13C5-PFHxA	318.0 / 273.0	1.83	78147.05	290.817144	166.4	false
13C4-PFHpA	367.0 / 322.0	2.24	92767.20	314.266250	382.6	false
13C8-PFOA	421.0 / 376.0	2.65	81037.17	215.006307	363.1	false
13C9-PFNA	472.0 / 427.0	3.05	75210.52	197.674664	290.6	false
13C6-PFDA	519.0 / 474.0	3.40	100206.22	245.964393	612.6	false
13C7-PFUnA	570.0 / 525.0	3.72	95234.33	229.966977	604.0	false
13C2-PFTeDA	715.0 / 670.0	4.47	77284.99	240.203462	1424.2	false
13C3-PFBS	302.0 / 99.0	1.51	30433.35	301.068989	184.6	false
13C3-PFHxS	402.0 / 99.0	2.26	28868.41	314.132663	151.5	false
13C8-PFOS	507.0 / 99.0	3.04	20428.30	210.865998	107.8	false

BATTELLE

Summary Quant Report

Created with Analyst Reporter
Printed: 05/10/2018 11:01:13 AM

Sample Name	J8211-FS-D(3)	**Injection Vial**	27
Sample ID	VC-PM3009-DW02-0918	**Injection Volume**	10.00
Sample Type	Unknown	**Instrument Name**	QTRAP 5500
Acquisition Date	2018-10-03T01:11:52	**Data File**	18-0567.wiff
Acquisition Method	5-0369.dam	**Result Table**	18-0567_SIS
Sample Comment			

Results Summary

Analyte	MRM Transition	RT	Area	Conc. (ng/L)	Signal/Noise Ratio	Modified
13C2-PFDoA	615.0 / 570.0	N/A	N/A	N/A	N/A	true
d3-MeFOSAA	573.0 / 419.0	N/A	N/A	N/A	N/A	true
d5-EtFOSAA	589.0 / 419.0	N/A	N/A	N/A	N/A	true
13C5-PFHxA	318.0 / 273.0	N/A	N/A	N/A	N/A	true
13C4-PFHpA	367.0 / 322.0	N/A	N/A	N/A	N/A	true
13C8-PFOA	421.0 / 376.0	2.65	100846.36	250.328033	565.3	true
13C9-PFNA	472.0 / 427.0	N/A	N/A	N/A	N/A	true
13C6-PFDA	519.0 / 474.0	N/A	N/A	N/A	N/A	true
13C7-PFUnA	570.0 / 525.0	N/A	N/A	N/A	N/A	true
13C2-PFTeDA	715.0 / 670.0	N/A	N/A	N/A	N/A	true
13C3-PFBS	302.0 / 99.0	N/A	N/A	N/A	N/A	true
13C3-PFHxS	402.0 / 99.0	2.26	30157.14	285.648292	171.7	false
13C8-PFOS	507.0 / 99.0	N/A	N/A	N/A	N/A	true

BATTELLE

Summary Quant Report

Created with Analyst Reporter
Printed: 05/10/2018 11:01:17 AM

Sample Name	J8211-FS-D(5)	**Injection Vial**	28
Sample ID	VC-PM3009-DW02-0918	**Injection Volume**	10.00
Sample Type	Unknown	**Instrument Name**	QTRAP 5500
Acquisition Date	2018-10-03T01:22:43	**Data File**	18-0567.wiff
Acquisition Method	5-0369.dam	**Result Table**	18-0567_SIS
Sample Comment			

Results Summary

Analyte	MRM Transition	RT	Area	Conc. (ng/L)	Signal/Noise Ratio	Modified
13C2-PFDoA	615.0 / 570.0	N/A	N/A	N/A	N/A	true
d3-MeFOSAA	573.0 / 419.0	N/A	N/A	N/A	N/A	true
d5-EtFOSAA	589.0 / 419.0	N/A	N/A	N/A	N/A	true
13C5-PFHxA	318.0 / 273.0	N/A	N/A	N/A	N/A	true
13C4-PFHpA	367.0 / 322.0	N/A	N/A	N/A	N/A	true
13C8-PFOA	421.0 / 376.0	N/A	N/A	N/A	N/A	true
13C9-PFNA	472.0 / 427.0	N/A	N/A	N/A	N/A	true
13C6-PFDA	519.0 / 474.0	N/A	N/A	N/A	N/A	true
13C7-PFUnA	570.0 / 525.0	N/A	N/A	N/A	N/A	true
13C2-PFTeDA	715.0 / 670.0	N/A	N/A	N/A	N/A	true
13C3-PFBS	302.0 / 99.0	N/A	N/A	N/A	N/A	true
13C3-PFHxS	402.0 / 99.0	N/A	N/A	N/A	N/A	true
13C8-PFOS	507.0 / 99.0	3.04	28600.09	252.609198	234.0	false

BATTELLE

Summary Quant Report

Created with Analyst Reporter
Printed: 05/10/2018 11:01:22 AM

Sample Name	J8212-FS(0)	**Injection Vial**	29
Sample ID	VC-PM3009-DW02P-0918	**Injection Volume**	10.00
Sample Type	Unknown	**Instrument Name**	QTRAP 5500
Acquisition Date	2018-10-03T01:33:35	**Data File**	18-0567.wiff
Acquisition Method	5-0369.dam	**Result Table**	18-0567_SIS
Sample Comment			

Results Summary

Analyte	MRM Transition	RT	Area	Conc. (ng/L)	Signal/Noise Ratio	Modified
13C2-PFDoA	615.0 / 570.0	4.01	78637.33	247.139319	859.4	false
d3-MeFOSAA	573.0 / 419.0	3.56	10046.01	267.587724	146.5	false
d5-EtFOSAA	589.0 / 419.0	3.72	13306.41	325.197091	131.4	false
13C5-PFHxA	318.0 / 273.0	1.84	64932.32	283.015159	151.7	false
13C4-PFHpA	367.0 / 322.0	2.25	81789.34	324.519965	383.3	false
13C8-PFOA	421.0 / 376.0	2.65	71048.11	220.780543	439.9	false
13C9-PFNA	472.0 / 427.0	3.04	66419.23	204.459671	335.7	false
13C6-PFDA	519.0 / 474.0	3.40	88149.79	274.845912	720.4	false
13C7-PFUnA	570.0 / 525.0	3.72	84853.93	260.276121	518.1	false
13C2-PFTeDA	715.0 / 670.0	4.47	56462.11	222.911067	1496.2	false
13C3-PFBS	302.0 / 99.0	1.52	25883.81	335.037429	204.7	true
13C3-PFHxS	402.0 / 99.0	2.27	25209.05	358.918196	162.4	false
13C8-PFOS	507.0 / 99.0	3.04	17968.18	242.676293	108.6	false

BATTELLE

Summary Quant Report

Created with Analyst Reporter
Printed: 05/10/2018 11:01:26 AM

Sample Name	J8212-FS-D(3)	**Injection Vial**	30
Sample ID	VC-PM3009-DW02P-0918	**Injection Volume**	10.00
Sample Type	Unknown	**Instrument Name**	QTRAP 5500
Acquisition Date	2018-10-03T01:44:27	**Data File**	18-0567.wiff
Acquisition Method	5-0369.dam	**Result Table**	18-0567_SIS
Sample Comment			

Results Summary

Analyte	MRM Transition	RT	Area	Conc. (ng/L)	Signal/Noise Ratio	Modified
13C2-PFDoA	615.0 / 570.0	N/A	N/A	N/A	N/A	true
d3-MeFOSAA	573.0 / 419.0	N/A	N/A	N/A	N/A	true
d5-EtFOSAA	589.0 / 419.0	N/A	N/A	N/A	N/A	true
13C5-PFHxA	318.0 / 273.0	N/A	N/A	N/A	N/A	true
13C4-PFHpA	367.0 / 322.0	N/A	N/A	N/A	N/A	true
13C8-PFOA	421.0 / 376.0	2.65	103105.58	252.598406	655.1	false
13C9-PFNA	472.0 / 427.0	N/A	N/A	N/A	N/A	true
13C6-PFDA	519.0 / 474.0	N/A	N/A	N/A	N/A	true
13C7-PFUnA	570.0 / 525.0	N/A	N/A	N/A	N/A	true
13C2-PFTeDA	715.0 / 670.0	N/A	N/A	N/A	N/A	true
13C3-PFBS	302.0 / 99.0	N/A	N/A	N/A	N/A	true
13C3-PFHxS	402.0 / 99.0	2.26	31647.82	295.803718	213.7	false
13C8-PFOS	507.0 / 99.0	N/A	N/A	N/A	N/A	true

BATTELLE

Summary Quant Report

Created with Analyst Reporter
Printed: 05/10/2018 11:01:30 AM

Sample Name	J8212-FS-D(5)	**Injection Vial**	31
Sample ID	VC-PM3009-DW02P-0918	**Injection Volume**	10.00
Sample Type	Unknown	**Instrument Name**	QTRAP 5500
Acquisition Date	2018-10-03T01:55:19	**Data File**	18-0567.wiff
Acquisition Method	5-0369.dam	**Result Table**	18-0567_SIS
Sample Comment			

Results Summary

Analyte	MRM Transition	RT	Area	Conc. (ng/L)	Signal/Noise Ratio	Modified
13C2-PFDoA	615.0 / 570.0	N/A	N/A	N/A	N/A	true
d3-MeFOSAA	573.0 / 419.0	N/A	N/A	N/A	N/A	true
d5-EtFOSAA	589.0 / 419.0	N/A	N/A	N/A	N/A	true
13C5-PFHxA	318.0 / 273.0	N/A	N/A	N/A	N/A	true
13C4-PFHpA	367.0 / 322.0	N/A	N/A	N/A	N/A	true
13C8-PFOA	421.0 / 376.0	N/A	N/A	N/A	N/A	true
13C9-PFNA	472.0 / 427.0	N/A	N/A	N/A	N/A	true
13C6-PFDA	519.0 / 474.0	N/A	N/A	N/A	N/A	true
13C7-PFUnA	570.0 / 525.0	N/A	N/A	N/A	N/A	true
13C2-PFTeDA	715.0 / 670.0	N/A	N/A	N/A	N/A	true
13C3-PFBS	302.0 / 99.0	N/A	N/A	N/A	N/A	true
13C3-PFHxS	402.0 / 99.0	N/A	N/A	N/A	N/A	true
13C8-PFOS	507.0 / 99.0	3.04	35813.60	258.392223	248.6	false

BATTELLE

Summary Quant Report

Created with Analyst Reporter
Printed: 05/10/2018 11:01:35 AM

Sample Name	J8214-FS(0)	**Injection Vial**	32
Sample ID	VC-PM372-DW01-0918	**Injection Volume**	10.00
Sample Type	Unknown	**Instrument Name**	QTRAP 5500
Acquisition Date	2018-10-03T02:06:11	**Data File**	18-0567.wiff
Acquisition Method	5-0369.dam	**Result Table**	18-0567_SIS
Sample Comment			

Results Summary

Analyte	MRM Transition	RT	Area	Conc. (ng/L)	Signal/Noise Ratio	Modified
13C2-PFDoA	615.0 / 570.0	4.00	101929.94	257.196280	640.9	false
d3-MeFOSAA	573.0 / 419.0	3.55	13717.93	315.365521	180.3	false
d5-EtFOSAA	589.0 / 419.0	3.71	17365.85	366.298182	150.2	true
13C5-PFHxA	318.0 / 273.0	1.82	51344.27	218.876365	100.0	false
13C4-PFHpA	367.0 / 322.0	2.23	72514.40	281.401922	233.4	false
13C8-PFOA	421.0 / 376.0	2.65	71601.36	217.614433	370.2	false
13C9-PFNA	472.0 / 427.0	3.04	79192.07	238.425991	295.2	false
13C6-PFDA	519.0 / 474.0	3.39	101543.83	254.197558	449.6	false
13C7-PFUnA	570.0 / 525.0	3.71	102956.20	253.550613	416.9	false
13C2-PFTeDA	715.0 / 670.0	4.46	81036.63	256.865481	1209.7	false
13C3-PFBS	302.0 / 99.0	1.50	21045.45	235.112791	176.4	false
13C3-PFHxS	402.0 / 99.0	2.26	23345.75	286.879678	179.0	false
13C8-PFOS	507.0 / 99.0	3.04	21360.28	248.990619	143.8	false

BATTELLE

Summary Quant Report

Created with Analyst Reporter
Printed: 05/10/2018 11:01:39 AM

Sample Name	J8214-FS-D(3)	**Injection Vial**	33
Sample ID	VC-PM372-DW01-0918	**Injection Volume**	10.00
Sample Type	Unknown	**Instrument Name**	QTRAP 5500
Acquisition Date	2018-10-03T02:17:04	**Data File**	18-0567.wiff
Acquisition Method	5-0369.dam	**Result Table**	18-0567_SIS
Sample Comment			

Results Summary

Analyte	MRM Transition	RT	Area	Conc. (ng/L)	Signal/Noise Ratio	Modified
13C2-PFDoA	615.0 / 570.0	N/A	N/A	N/A	N/A	true
d3-MeFOSAA	573.0 / 419.0	N/A	N/A	N/A	N/A	true
d5-EtFOSAA	589.0 / 419.0	N/A	N/A	N/A	N/A	true
13C5-PFHxA	318.0 / 273.0	N/A	N/A	N/A	N/A	true
13C4-PFHpA	367.0 / 322.0	N/A	N/A	N/A	N/A	true
13C8-PFOA	421.0 / 376.0	2.66	85308.01	250.103825	448.2	false
13C9-PFNA	472.0 / 427.0	N/A	N/A	N/A	N/A	true
13C6-PFDA	519.0 / 474.0	N/A	N/A	N/A	N/A	true
13C7-PFUnA	570.0 / 525.0	N/A	N/A	N/A	N/A	true
13C2-PFTeDA	715.0 / 670.0	N/A	N/A	N/A	N/A	true
13C3-PFBS	302.0 / 99.0	N/A	N/A	N/A	N/A	true
13C3-PFHxS	402.0 / 99.0	N/A	N/A	N/A	N/A	true
13C8-PFOS	507.0 / 99.0	N/A	N/A	N/A	N/A	true

BATTELLE

Summary Quant Report

Created with Analyst Reporter
Printed: 05/10/2018 11:01:43 AM

Sample Name	J8214-FS-D(5)	**Injection Vial**	34
Sample ID	VC-PM372-DW01-0918	**Injection Volume**	10.00
Sample Type	Unknown	**Instrument Name**	QTRAP 5500
Acquisition Date	2018-10-03T02:27:55	**Data File**	18-0567.wiff
Acquisition Method	5-0369.dam	**Result Table**	18-0567_SIS
Sample Comment			

Results Summary

Analyte	MRM Transition	RT	Area	Conc. (ng/L)	Signal/Noise Ratio	Modified
13C2-PFDoA	615.0 / 570.0	N/A	N/A	N/A	N/A	true
d3-MeFOSAA	573.0 / 419.0	N/A	N/A	N/A	N/A	true
d5-EtFOSAA	589.0 / 419.0	N/A	N/A	N/A	N/A	true
13C5-PFHxA	318.0 / 273.0	1.84	86865.40	302.473761	317.2	false
13C4-PFHpA	367.0 / 322.0	N/A	N/A	N/A	N/A	true
13C8-PFOA	421.0 / 376.0	N/A	N/A	N/A	N/A	true
13C9-PFNA	472.0 / 427.0	N/A	N/A	N/A	N/A	true
13C6-PFDA	519.0 / 474.0	N/A	N/A	N/A	N/A	true
13C7-PFUnA	570.0 / 525.0	N/A	N/A	N/A	N/A	true
13C2-PFTeDA	715.0 / 670.0	N/A	N/A	N/A	N/A	true
13C3-PFBS	302.0 / 99.0	N/A	N/A	N/A	N/A	true
13C3-PFHxS	402.0 / 99.0	2.27	29600.42	278.502261	257.6	false
13C8-PFOS	507.0 / 99.0	3.04	32310.13	288.372392	195.8	false

BATTELLE

Summary Quant Report

Created with Analyst Reporter
Printed: 05/10/2018 11:01:47 AM

Sample Name	J8215-FS(0)	**Injection Vial**	38
Sample ID	VC-PM372-DW02-0918	**Injection Volume**	10.00
Sample Type	Unknown	**Instrument Name**	QTRAP 5500
Acquisition Date	2018-10-03T03:11:23	**Data File**	18-0567.wiff
Acquisition Method	5-0369.dam	**Result Table**	18-0567_SIS
Sample Comment			

Results Summary

Analyte	MRM Transition	RT	Area	Conc. (ng/L)	Signal/Noise Ratio	Modified
13C2-PFDoA	615.0 / 570.0	4.00	96320.44	241.526681	824.5	false
d3-MeFOSAA	573.0 / 419.0	3.56	14382.76	265.370381	104.3	false
d5-EtFOSAA	589.0 / 419.0	3.72	16863.31	285.473869	140.4	false
13C5-PFHxA	318.0 / 273.0	1.83	62500.10	271.758294	130.6	false
13C4-PFHpA	367.0 / 322.0	2.23	70988.22	280.985765	231.7	false
13C8-PFOA	421.0 / 376.0	2.65	72750.71	225.527162	327.9	false
13C9-PFNA	472.0 / 427.0	3.04	86823.37	266.626789	302.1	false
13C6-PFDA	519.0 / 474.0	3.40	98982.54	246.240870	774.1	false
13C7-PFUnA	570.0 / 525.0	3.71	100521.33	246.010794	517.9	false
13C2-PFTeDA	715.0 / 670.0	4.46	60356.69	190.122508	1135.6	false
13C3-PFBS	302.0 / 99.0	1.51	19361.44	173.596271	242.4	false
13C3-PFHxS	402.0 / 99.0	2.26	24828.81	244.868361	207.2	false
13C8-PFOS	507.0 / 99.0	3.04	23911.89	223.704546	142.5	false

BATTELLE

Summary Quant Report

Created with Analyst Reporter
Printed: 05/10/2018 11:01:51 AM

Sample Name	J8215-FS-D(3)	**Injection Vial**	39
Sample ID	VC-PM372-DW02-0918	**Injection Volume**	10.00
Sample Type	Unknown	**Instrument Name**	QTRAP 5500
Acquisition Date	2018-10-03T03:22:15	**Data File**	18-0567.wiff
Acquisition Method	5-0369.dam	**Result Table**	18-0567_SIS
Sample Comment			

Results Summary

Analyte	MRM Transition	RT	Area	Conc. (ng/L)	Signal/Noise Ratio	Modified
13C2-PFDoA	615.0 / 570.0	N/A	N/A	N/A	N/A	true
d3-MeFOSAA	573.0 / 419.0	N/A	N/A	N/A	N/A	true
d5-EtFOSAA	589.0 / 419.0	N/A	N/A	N/A	N/A	true
13C5-PFHxA	318.0 / 273.0	1.83	79408.07	309.445966	145.2	false
13C4-PFHpA	367.0 / 322.0	N/A	N/A	N/A	N/A	true
13C8-PFOA	421.0 / 376.0	N/A	N/A	N/A	N/A	true
13C9-PFNA	472.0 / 427.0	N/A	N/A	N/A	N/A	true
13C6-PFDA	519.0 / 474.0	N/A	N/A	N/A	N/A	true
13C7-PFUnA	570.0 / 525.0	N/A	N/A	N/A	N/A	true
13C2-PFTeDA	715.0 / 670.0	N/A	N/A	N/A	N/A	true
13C3-PFBS	302.0 / 99.0	N/A	N/A	N/A	N/A	true
13C3-PFHxS	402.0 / 99.0	N/A	N/A	N/A	N/A	true
13C8-PFOS	507.0 / 99.0	3.04	30923.36	279.981621	192.9	false

BATTELLE

Summary Quant Report

Created with Analyst Reporter
Printed: 05/10/2018 11:01:55 AM

Sample Name	J8215-FS-D(5)	**Injection Vial**	40
Sample ID	VC-PM372-DW02-0918	**Injection Volume**	10.00
Sample Type	Unknown	**Instrument Name**	QTRAP 5500
Acquisition Date	2018-10-03T03:33:07	**Data File**	18-0567.wiff
Acquisition Method	5-0369.dam	**Result Table**	18-0567_SIS
Sample Comment			

Results Summary

Analyte	MRM Transition	RT	Area	Conc. (ng/L)	Signal/Noise Ratio	Modified
13C2-PFDoA	615.0 / 570.0	N/A	N/A	N/A	N/A	true
d3-MeFOSAA	573.0 / 419.0	N/A	N/A	N/A	N/A	true
d5-EtFOSAA	589.0 / 419.0	N/A	N/A	N/A	N/A	true
13C5-PFHxA	318.0 / 273.0	N/A	N/A	N/A	N/A	true
13C4-PFHpA	367.0 / 322.0	N/A	N/A	N/A	N/A	true
13C8-PFOA	421.0 / 376.0	N/A	N/A	N/A	N/A	true
13C9-PFNA	472.0 / 427.0	N/A	N/A	N/A	N/A	true
13C6-PFDA	519.0 / 474.0	N/A	N/A	N/A	N/A	true
13C7-PFUnA	570.0 / 525.0	N/A	N/A	N/A	N/A	true
13C2-PFTeDA	715.0 / 670.0	N/A	N/A	N/A	N/A	true
13C3-PFBS	302.0 / 99.0	1.51	41250.73	295.683867	468.3	false
13C3-PFHxS	402.0 / 99.0	2.27	29751.07	234.570023	317.4	false
13C8-PFOS	507.0 / 99.0	N/A	N/A	N/A	N/A	true

BATTELLE

Summary Quant Report

Created with Analyst Reporter
Printed: 05/10/2018 11:02:01 AM

Sample Name	J8215-FS-D(7)	**Injection Vial**	41
Sample ID	VC-PM372-DW02-0918	**Injection Volume**	10.00
Sample Type	Unknown	**Instrument Name**	QTRAP 5500
Acquisition Date	2018-10-03T03:43:59	**Data File**	18-0567.wiff
Acquisition Method	5-0369.dam	**Result Table**	18-0567_SIS
Sample Comment			

Results Summary

Analyte	MRM Transition	RT	Area	Conc. (ng/L)	Signal/Noise Ratio	Modified
13C2-PFDoA	615.0 / 570.0	N/A	N/A	N/A	N/A	true
d3-MeFOSAA	573.0 / 419.0	N/A	N/A	N/A	N/A	true
d5-EtFOSAA	589.0 / 419.0	N/A	N/A	N/A	N/A	true
13C5-PFHxA	318.0 / 273.0	N/A	N/A	N/A	N/A	true
13C4-PFHpA	367.0 / 322.0	N/A	N/A	N/A	N/A	true
13C8-PFOA	421.0 / 376.0	N/A	N/A	N/A	N/A	true
13C9-PFNA	472.0 / 427.0	N/A	N/A	N/A	N/A	true
13C6-PFDA	519.0 / 474.0	N/A	N/A	N/A	N/A	true
13C7-PFUnA	570.0 / 525.0	N/A	N/A	N/A	N/A	true
13C2-PFTeDA	715.0 / 670.0	N/A	N/A	N/A	N/A	true
13C3-PFBS	302.0 / 99.0	N/A	N/A	N/A	N/A	true
13C3-PFHxS	402.0 / 99.0	N/A	N/A	N/A	N/A	true
13C8-PFOS	507.0 / 99.0	N/A	N/A	N/A	N/A	true

BATTELLE

Summary Quant Report

Sample Name	J8216-FS(0)	**Injection Vial**	42
Sample ID	VC-PM372-DW02P-0918	**Injection Volume**	10.00
Sample Type	Unknown	**Instrument Name**	QTRAP 5500
Acquisition Date	2018-10-03T03:54:50	**Data File**	18-0567.wiff
Acquisition Method	5-0369.dam	**Result Table**	18-0567_SIS
Sample Comment			

Results Summary

Analyte	MRM Transition	RT	Area	Conc. (ng/L)	Signal/Noise Ratio	Modified
13C2-PFDoA	615.0 / 570.0	4.00	98370.06	274.962466	659.0	false
d3-MeFOSAA	573.0 / 419.0	3.55	13457.94	295.429056	121.3	false
d5-EtFOSAA	589.0 / 419.0	3.72	17656.00	355.615079	169.3	false
13C5-PFHxA	318.0 / 273.0	1.83	59076.31	258.628388	135.5	false
13C4-PFHpA	367.0 / 322.0	2.24	74115.37	295.370452	249.9	false
13C8-PFOA	421.0 / 376.0	2.65	70180.96	219.049202	298.0	false
13C9-PFNA	472.0 / 427.0	3.04	77732.52	240.342542	298.3	false
13C6-PFDA	519.0 / 474.0	3.39	96437.44	267.430588	485.5	false
13C7-PFUnA	570.0 / 525.0	3.72	97989.70	267.325386	515.6	false
13C2-PFTeDA	715.0 / 670.0	4.47	60564.66	212.662666	967.4	false
13C3-PFBS	302.0 / 99.0	1.51	19519.66	208.228178	173.7	false
13C3-PFHxS	402.0 / 99.0	2.27	22637.62	265.626846	148.2	false
13C8-PFOS	507.0 / 99.0	3.04	21637.46	240.841670	139.9	false

BATTELLE

Summary Quant Report

Created with Analyst Reporter
Printed: 05/10/2018 11:02:10 AM

Sample Name	J8216-FS-D(3)	**Injection Vial**	43
Sample ID	VC-PM372-DW02P-0918	**Injection Volume**	10.00
Sample Type	Unknown	**Instrument Name**	QTRAP 5500
Acquisition Date	2018-10-03T04:05:42	**Data File**	18-0567.wiff
Acquisition Method	5-0369.dam	**Result Table**	18-0567_SIS
Sample Comment			

Results Summary

Analyte	MRM Transition	RT	Area	Conc. (ng/L)	Signal/Noise Ratio	Modified
13C2-PFDoA	615.0 / 570.0	N/A	N/A	N/A	N/A	true
d3-MeFOSAA	573.0 / 419.0	N/A	N/A	N/A	N/A	true
d5-EtFOSAA	589.0 / 419.0	N/A	N/A	N/A	N/A	true
13C5-PFHxA	318.0 / 273.0	1.83	108561.18	324.155774	208.3	false
13C4-PFHpA	367.0 / 322.0	N/A	N/A	N/A	N/A	true
13C8-PFOA	421.0 / 376.0	N/A	N/A	N/A	N/A	true
13C9-PFNA	472.0 / 427.0	N/A	N/A	N/A	N/A	true
13C6-PFDA	519.0 / 474.0	N/A	N/A	N/A	N/A	true
13C7-PFUnA	570.0 / 525.0	N/A	N/A	N/A	N/A	true
13C2-PFTeDA	715.0 / 670.0	N/A	N/A	N/A	N/A	true
13C3-PFBS	302.0 / 99.0	1.51	42442.79	273.582958	316.6	false
13C3-PFHxS	402.0 / 99.0	N/A	N/A	N/A	N/A	true
13C8-PFOS	507.0 / 99.0	3.03	31768.46	213.667879	170.8	false

BATTELLE

Summary Quant Report

Created with Analyst Reporter
Printed: 05/10/2018 11:02:14 AM

Sample Name	J8216-FS-D(5)	**Injection Vial**	44
Sample ID	VC-PM372-DW02P-0918	**Injection Volume**	10.00
Sample Type	Unknown	**Instrument Name**	QTRAP 5500
Acquisition Date	2018-10-03T04:16:33	**Data File**	18-0567.wiff
Acquisition Method	5-0369.dam	**Result Table**	18-0567_SIS
Sample Comment			

Results Summary

Analyte	MRM Transition	RT	Area	Conc. (ng/L)	Signal/Noise Ratio	Modified
13C2-PFDoA	615.0 / 570.0	N/A	N/A	N/A	N/A	true
d3-MeFOSAA	573.0 / 419.0	N/A	N/A	N/A	N/A	true
d5-EtFOSAA	589.0 / 419.0	N/A	N/A	N/A	N/A	true
13C5-PFHxA	318.0 / 273.0	N/A	N/A	N/A	N/A	true
13C4-PFHpA	367.0 / 322.0	N/A	N/A	N/A	N/A	true
13C8-PFOA	421.0 / 376.0	N/A	N/A	N/A	N/A	true
13C9-PFNA	472.0 / 427.0	N/A	N/A	N/A	N/A	true
13C6-PFDA	519.0 / 474.0	N/A	N/A	N/A	N/A	true
13C7-PFUnA	570.0 / 525.0	N/A	N/A	N/A	N/A	true
13C2-PFTeDA	715.0 / 670.0	N/A	N/A	N/A	N/A	true
13C3-PFBS	302.0 / 99.0	N/A	N/A	N/A	N/A	true
13C3-PFHxS	402.0 / 99.0	N/A	N/A	N/A	N/A	true
13C8-PFOS	507.0 / 99.0	N/A	N/A	N/A	N/A	true

BATTELLE

Summary Quant Report

Created with Analyst Reporter
Printed: 05/10/2018 11:02:18 AM

Sample Name	J8241-FS(0)	**Injection Vial**	48
Sample ID	VC-PM649-DW01-0918	**Injection Volume**	10.00
Sample Type	Unknown	**Instrument Name**	QTRAP 5500
Acquisition Date	2018-10-03T05:00:03	**Data File**	18-0567.wiff
Acquisition Method	5-0369.dam	**Result Table**	18-0567_SIS
Sample Comment			

Results Summary

Analyte	MRM Transition	RT	Area	Conc. (ng/L)	Signal/Noise Ratio	Modified
13C2-PFDoA	615.0 / 570.0	4.00	110598.12	277.573895	838.7	false
d3-MeFOSAA	573.0 / 419.0	3.55	15331.88	686.999706	175.3	false
d5-EtFOSAA	589.0 / 419.0	3.71	21026.26	864.442866	165.4	false
13C5-PFHxA	318.0 / 273.0	1.84	53888.17	99.398282	155.6	false
13C4-PFHpA	367.0 / 322.0	2.23	50745.59	85.207857	340.6	false
13C8-PFOA	421.0 / 376.0	2.65	43592.41	57.326552	380.7	false
13C9-PFNA	472.0 / 427.0	3.04	39153.37	51.005805	299.3	false
13C6-PFDA	519.0 / 474.0	3.39	108804.78	270.915446	588.0	false
13C7-PFUnA	570.0 / 525.0	3.71	109090.70	267.219339	690.7	false
13C2-PFTeDA	715.0 / 670.0	4.46	91012.68	286.942102	1439.6	false
13C3-PFBS	302.0 / 99.0	1.51	29837.69	649.708892	284.8	false
13C3-PFHxS	402.0 / 99.0	2.27	18013.64	431.448583	156.3	false
13C8-PFOS	507.0 / 99.0	3.04	8776.19	199.396481	93.0	false

BATTELLE

Summary Quant Report

Created with Analyst Reporter
Printed: 05/10/2018 11:02:22 AM

Sample Name	J8241-FS-D(3)	**Injection Vial**	49
Sample ID	VC-PM649-DW01-0918	**Injection Volume**	10.00
Sample Type	Unknown	**Instrument Name**	QTRAP 5500
Acquisition Date	2018-10-03T05:10:54	**Data File**	18-0567.wiff
Acquisition Method	5-0369.dam	**Result Table**	18-0567_SIS
Sample Comment			

Results Summary

Analyte	MRM Transition	RT	Area	Conc. (ng/L)	Signal/Noise Ratio	Modified
13C2-PFDoA	615.0 / 570.0	N/A	N/A	N/A	N/A	true
d3-MeFOSAA	573.0 / 419.0	N/A	N/A	N/A	N/A	true
d5-EtFOSAA	589.0 / 419.0	N/A	N/A	N/A	N/A	true
13C5-PFHxA	318.0 / 273.0	N/A	N/A	N/A	N/A	true
13C4-PFHpA	367.0 / 322.0	N/A	N/A	N/A	N/A	true
13C8-PFOA	421.0 / 376.0	N/A	N/A	N/A	N/A	true
13C9-PFNA	472.0 / 427.0	N/A	N/A	N/A	N/A	true
13C6-PFDA	519.0 / 474.0	N/A	N/A	N/A	N/A	true
13C7-PFUnA	570.0 / 525.0	N/A	N/A	N/A	N/A	true
13C2-PFTeDA	715.0 / 670.0	N/A	N/A	N/A	N/A	true
13C3-PFBS	302.0 / 99.0	N/A	N/A	N/A	N/A	true
13C3-PFHxS	402.0 / 99.0	N/A	N/A	N/A	N/A	true
13C8-PFOS	507.0 / 99.0	N/A	N/A	N/A	N/A	true

BATTELLE

Summary Quant Report

Created with Analyst Reporter
Printed: 05/10/2018 11:02:27 AM

Sample Name	J8241-FS-D(5)	**Injection Vial**	50
Sample ID	VC-PM649-DW01-0918	**Injection Volume**	10.00
Sample Type	Unknown	**Instrument Name**	QTRAP 5500
Acquisition Date	2018-10-03T05:21:46	**Data File**	18-0567.wiff
Acquisition Method	5-0369.dam	**Result Table**	18-0567_SIS
Sample Comment			

Results Summary

Analyte	MRM Transition	RT	Area	Conc. (ng/L)	Signal/Noise Ratio	Modified
13C2-PFDoA	615.0 / 570.0	N/A	N/A	N/A	N/A	true
d3-MeFOSAA	573.0 / 419.0	N/A	N/A	N/A	N/A	true
d5-EtFOSAA	589.0 / 419.0	N/A	N/A	N/A	N/A	true
13C5-PFHxA	318.0 / 273.0	N/A	N/A	N/A	N/A	true
13C4-PFHpA	367.0 / 322.0	2.24	99596.04	307.729660	647.4	false
13C8-PFOA	421.0 / 376.0	2.65	110435.44	267.238706	2236.9	false
13C9-PFNA	472.0 / 427.0	N/A	N/A	N/A	N/A	true
13C6-PFDA	519.0 / 474.0	N/A	N/A	N/A	N/A	true
13C7-PFUnA	570.0 / 525.0	N/A	N/A	N/A	N/A	true
13C2-PFTeDA	715.0 / 670.0	N/A	N/A	N/A	N/A	true
13C3-PFBS	302.0 / 99.0	N/A	N/A	N/A	N/A	true
13C3-PFHxS	402.0 / 99.0	N/A	N/A	N/A	N/A	true
13C8-PFOS	507.0 / 99.0	N/A	N/A	N/A	N/A	true

BATTELLE

Summary Quant Report

Created with Analyst Reporter
Printed: 05/10/2018 11:02:31 AM

Sample Name	J8241-FS-D(7)	**Injection Vial**	51
Sample ID	VC-PM649-DW01-0918	**Injection Volume**	10.00
Sample Type	Unknown	**Instrument Name**	QTRAP 5500
Acquisition Date	2018-10-03T05:32:38	**Data File**	18-0567.wiff
Acquisition Method	5-0369.dam	**Result Table**	18-0567_SIS
Sample Comment			

Results Summary

Analyte	MRM Transition	RT	Area	Conc. (ng/L)	Signal/Noise Ratio	Modified
13C2-PFDoA	615.0 / 570.0	N/A	N/A	N/A	N/A	true
d3-MeFOSAA	573.0 / 419.0	3.56	16992.56	290.058817	183.9	false
d5-EtFOSAA	589.0 / 419.0	3.72	20976.43	328.527680	197.5	false
13C5-PFHxA	318.0 / 273.0	1.84	83679.38	270.719204	576.0	false
13C4-PFHpA	367.0 / 322.0	N/A	N/A	N/A	N/A	true
13C8-PFOA	421.0 / 376.0	N/A	N/A	N/A	N/A	true
13C9-PFNA	472.0 / 427.0	3.04	113300.56	258.879518	1236.9	false
13C6-PFDA	519.0 / 474.0	N/A	N/A	N/A	N/A	true
13C7-PFUnA	570.0 / 525.0	N/A	N/A	N/A	N/A	true
13C2-PFTeDA	715.0 / 670.0	N/A	N/A	N/A	N/A	true
13C3-PFBS	302.0 / 99.0	1.52	37333.86	309.686724	587.2	false
13C3-PFHxS	402.0 / 99.0	2.27	31865.44	290.745852	327.4	false
13C8-PFOS	507.0 / 99.0	N/A	N/A	N/A	N/A	true

BATTELLE

Summary Quant Report

Created with Analyst Reporter
Printed: 05/10/2018 11:02:35 AM

Sample Name	J8242-FS(0)	**Injection Vial**	52
Sample ID	VC-PM649-DW01P-0918	**Injection Volume**	10.00
Sample Type	Unknown	**Instrument Name**	QTRAP 5500
Acquisition Date	2018-10-03T05:43:29	**Data File**	18-0567.wiff
Acquisition Method	5-0369.dam	**Result Table**	18-0567_SIS
Sample Comment			

Results Summary

Analyte	MRM Transition	RT	Area	Conc. (ng/L)	Signal/Noise Ratio	Modified
13C2-PFDoA	615.0 / 570.0	4.00	117150.38	277.525012	891.7	false
d3-MeFOSAA	573.0 / 419.0	3.55	14214.61	598.007911	151.1	false
d5-EtFOSAA	589.0 / 419.0	3.71	21633.55	835.051145	172.4	false
13C5-PFHxA	318.0 / 273.0	1.83	56451.81	95.441294	173.8	false
13C4-PFHpA	367.0 / 322.0	2.23	51756.98	79.656875	330.8	false
13C8-PFOA	421.0 / 376.0	2.65	46219.19	55.710912	415.7	false
13C9-PFNA	472.0 / 427.0	3.04	40560.05	48.430829	280.8	false
13C6-PFDA	519.0 / 474.0	3.39	113906.64	267.708643	679.2	false
13C7-PFUnA	570.0 / 525.0	3.71	113897.03	263.341984	438.1	false
13C2-PFTeDA	715.0 / 670.0	4.46	89022.88	264.924142	1149.7	false
13C3-PFBS	302.0 / 99.0	1.51	31059.03	634.968889	253.0	false
13C3-PFHxS	402.0 / 99.0	2.26	17712.10	398.298328	190.9	false
13C8-PFOS	507.0 / 99.0	3.04	10257.91	218.817303	99.7	false

BATTELLE

Summary Quant Report

Created with Analyst Reporter
Printed: 05/10/2018 11:02:39 AM

Sample Name	J8242-FS-D(3)	**Injection Vial**	53
Sample ID	VC-PM649-DW01P-0918	**Injection Volume**	10.00
Sample Type	Unknown	**Instrument Name**	QTRAP 5500
Acquisition Date	2018-10-03T05:54:21	**Data File**	18-0567.wiff
Acquisition Method	5-0369.dam	**Result Table**	18-0567_SIS
Sample Comment			

Results Summary

Analyte	MRM Transition	RT	Area	Conc. (ng/L)	Signal/Noise Ratio	Modified
13C2-PFDoA	615.0 / 570.0	N/A	N/A	N/A	N/A	true
d3-MeFOSAA	573.0 / 419.0	N/A	N/A	N/A	N/A	true
d5-EtFOSAA	589.0 / 419.0	N/A	N/A	N/A	N/A	true
13C5-PFHxA	318.0 / 273.0	N/A	N/A	N/A	N/A	true
13C4-PFHpA	367.0 / 322.0	N/A	N/A	N/A	N/A	true
13C8-PFOA	421.0 / 376.0	N/A	N/A	N/A	N/A	true
13C9-PFNA	472.0 / 427.0	N/A	N/A	N/A	N/A	true
13C6-PFDA	519.0 / 474.0	N/A	N/A	N/A	N/A	true
13C7-PFUnA	570.0 / 525.0	N/A	N/A	N/A	N/A	true
13C2-PFTeDA	715.0 / 670.0	N/A	N/A	N/A	N/A	true
13C3-PFBS	302.0 / 99.0	1.51	41115.56	405.155515	492.4	false
13C3-PFHxS	402.0 / 99.0	N/A	N/A	N/A	N/A	true
13C8-PFOS	507.0 / 99.0	N/A	N/A	N/A	N/A	true

BATTELLE

Summary Quant Report

Created with Analyst Reporter
Printed: 05/10/2018 11:02:43 AM

Sample Name	J8242-FS-D(5)	**Injection Vial**	54
Sample ID	VC-PM649-DW01P-0918	**Injection Volume**	10.00
Sample Type	Unknown	**Instrument Name**	QTRAP 5500
Acquisition Date	2018-10-03T06:05:12	**Data File**	18-0567.wiff
Acquisition Method	5-0369.dam	**Result Table**	18-0567_SIS
Sample Comment			

Results Summary

Analyte	MRM Transition	RT	Area	Conc. (ng/L)	Signal/Noise Ratio	Modified
13C2-PFDoA	615.0 / 570.0	N/A	N/A	N/A	N/A	true
d3-MeFOSAA	573.0 / 419.0	N/A	N/A	N/A	N/A	true
d5-EtFOSAA	589.0 / 419.0	N/A	N/A	N/A	N/A	true
13C5-PFHxA	318.0 / 273.0	N/A	N/A	N/A	N/A	true
13C4-PFHpA	367.0 / 322.0	2.24	82447.94	269.489990	1227.9	false
13C8-PFOA	421.0 / 376.0	N/A	N/A	N/A	N/A	true
13C9-PFNA	472.0 / 427.0	N/A	N/A	N/A	N/A	true
13C6-PFDA	519.0 / 474.0	N/A	N/A	N/A	N/A	true
13C7-PFUnA	570.0 / 525.0	N/A	N/A	N/A	N/A	true
13C2-PFTeDA	715.0 / 670.0	N/A	N/A	N/A	N/A	true
13C3-PFBS	302.0 / 99.0	N/A	N/A	N/A	N/A	true
13C3-PFHxS	402.0 / 99.0	N/A	N/A	N/A	N/A	true
13C8-PFOS	507.0 / 99.0	N/A	N/A	N/A	N/A	true

BATTELLE

Summary Quant Report

Created with Analyst Reporter
Printed: 05/10/2018 11:02:47 AM

Sample Name	J8242-FS-D(7)	**Injection Vial**	1
Sample ID	VC-PM649-DW01P-0918	**Injection Volume**	10.00
Sample Type	Unknown	**Instrument Name**	QTRAP 5500
Acquisition Date	2018-10-03T06:16:04	**Data File**	18-0567.wiff
Acquisition Method	5-0369.dam	**Result Table**	18-0567_SIS
Sample Comment			

Results Summary

Analyte	MRM Transition	RT	Area	Conc. (ng/L)	Signal/Noise Ratio	Modified
13C2-PFDoA	615.0 / 570.0	N/A	N/A	N/A	N/A	true
d3-MeFOSAA	573.0 / 419.0	3.56	13878.30	264.054952	159.6	false
d5-EtFOSAA	589.0 / 419.0	3.72	16465.91	287.446311	202.7	false
13C5-PFHxA	318.0 / 273.0	1.84	63998.83	259.594452	482.4	false
13C4-PFHpA	367.0 / 322.0	N/A	N/A	N/A	N/A	true
13C8-PFOA	421.0 / 376.0	2.65	92758.82	268.248998	1212.4	false
13C9-PFNA	472.0 / 427.0	3.04	89051.33	255.110801	867.6	false
13C6-PFDA	519.0 / 474.0	N/A	N/A	N/A	N/A	true
13C7-PFUnA	570.0 / 525.0	N/A	N/A	N/A	N/A	true
13C2-PFTeDA	715.0 / 670.0	N/A	N/A	N/A	N/A	true
13C3-PFBS	302.0 / 99.0	1.52	27651.64	255.665085	442.3	false
13C3-PFHxS	402.0 / 99.0	2.27	24928.96	253.529557	298.2	false
13C8-PFOS	507.0 / 99.0	N/A	N/A	N/A	N/A	true

BATTELLE

Summary Quant Report

Created with Analyst Reporter
Printed: 05/10/2018 11:02:52 AM

Sample Name	J8243-FS-D(5)	**Injection Vial**	2
Sample ID	VC-PM649-DW02-0918	**Injection Volume**	10.00
Sample Type	Unknown	**Instrument Name**	QTRAP 5500
Acquisition Date	2018-10-03T06:26:58	**Data File**	18-0567.wiff
Acquisition Method	5-0369.dam	**Result Table**	18-0567_SIS
Sample Comment			

Results Summary

Analyte	MRM Transition	RT	Area	Conc. (ng/L)	Signal/Noise Ratio	Modified
13C2-PFDoA	615.0 / 570.0	N/A	N/A	N/A	N/A	true
d3-MeFOSAA	573.0 / 419.0	N/A	N/A	N/A	N/A	true
d5-EtFOSAA	589.0 / 419.0	N/A	N/A	N/A	N/A	true
13C5-PFHxA	318.0 / 273.0	N/A	N/A	N/A	N/A	true
13C4-PFHpA	367.0 / 322.0	N/A	N/A	N/A	N/A	true
13C8-PFOA	421.0 / 376.0	2.65	102192.41	264.796981	865.7	false
13C9-PFNA	472.0 / 427.0	N/A	N/A	N/A	N/A	true
13C6-PFDA	519.0 / 474.0	N/A	N/A	N/A	N/A	true
13C7-PFUnA	570.0 / 525.0	N/A	N/A	N/A	N/A	true
13C2-PFTeDA	715.0 / 670.0	N/A	N/A	N/A	N/A	true
13C3-PFBS	302.0 / 99.0	N/A	N/A	N/A	N/A	true
13C3-PFHxS	402.0 / 99.0	2.27	29165.94	246.079423	412.2	false
13C8-PFOS	507.0 / 99.0	N/A	N/A	N/A	N/A	true

BATTELLE

Summary Quant Report

Created with Analyst Reporter
Printed: 05/10/2018 11:02:56 AM

Sample Name	J8243-FS-D(7)	**Injection Vial**	3
Sample ID	VC-PM649-DW02-0918	**Injection Volume**	10.00
Sample Type	Unknown	**Instrument Name**	QTRAP 5500
Acquisition Date	2018-10-03T06:37:51	**Data File**	18-0567.wiff
Acquisition Method	5-0369.dam	**Result Table**	18-0567_SIS
Sample Comment			

Results Summary

Analyte	MRM Transition	RT	Area	Conc. (ng/L)	Signal/Noise Ratio	Modified
13C2-PFDoA	615.0 / 570.0	N/A	N/A	N/A	N/A	true
d3-MeFOSAA	573.0 / 419.0	N/A	N/A	N/A	N/A	true
d5-EtFOSAA	589.0 / 419.0	N/A	N/A	N/A	N/A	true
13C5-PFHxA	318.0 / 273.0	N/A	N/A	N/A	N/A	true
13C4-PFHpA	367.0 / 322.0	N/A	N/A	N/A	N/A	true
13C8-PFOA	421.0 / 376.0	N/A	N/A	N/A	N/A	true
13C9-PFNA	472.0 / 427.0	3.04	113801.14	251.845517	803.0	false
13C6-PFDA	519.0 / 474.0	N/A	N/A	N/A	N/A	true
13C7-PFUnA	570.0 / 525.0	N/A	N/A	N/A	N/A	true
13C2-PFTeDA	715.0 / 670.0	N/A	N/A	N/A	N/A	true
13C3-PFBS	302.0 / 99.0	N/A	N/A	N/A	N/A	true
13C3-PFHxS	402.0 / 99.0	N/A	N/A	N/A	N/A	true
13C8-PFOS	507.0 / 99.0	N/A	N/A	N/A	N/A	true

BATTELLE

Summary Quant Report

Created with Analyst Reporter
Printed: 05/10/2018 11:03:00 AM

Sample Name	J8244-FS(0)	**Injection Vial**	6
Sample ID	VC-PM649-DW03-0918	**Injection Volume**	10.00
Sample Type	Unknown	**Instrument Name**	QTRAP 5500
Acquisition Date	2018-10-03T07:21:24	**Data File**	18-0567.wiff
Acquisition Method	5-0369.dam	**Result Table**	18-0567_SIS
Sample Comment			

Results Summary

Analyte	MRM Transition	RT	Area	Conc. (ng/L)	Signal/Noise Ratio	Modified
13C2-PFDoA	615.0 / 570.0	4.00	86773.89	296.783429	410.9	false
d3-MeFOSAA	573.0 / 419.0	3.55	11999.51	371.995932	112.8	false
d5-EtFOSAA	589.0 / 419.0	3.71	17867.69	508.225062	129.1	false
13C5-PFHxA	318.0 / 273.0	1.83	31379.93	16.828486	96.3	false
13C4-PFHpA	367.0 / 322.0	2.23	32104.57	15.673131	139.1	false
13C8-PFOA	421.0 / 376.0	2.64	21021.53	8.037423	160.8	false
13C9-PFNA	472.0 / 427.0	3.03	57834.38	21.905046	255.9	false
13C6-PFDA	519.0 / 474.0	3.39	72540.17	246.141052	338.9	false
13C7-PFUnA	570.0 / 525.0	3.71	81735.61	272.841958	319.4	false
13C2-PFTeDA	715.0 / 670.0	4.46	44226.38	190.017445	668.5	false
13C3-PFBS	302.0 / 99.0	1.50	16587.15	249.884184	232.9	false
13C3-PFHxS	402.0 / 99.0	2.26	17104.18	283.428407	128.1	false
13C8-PFOS	507.0 / 99.0	3.03	15868.58	249.438273	120.8	false

BATTELLE

Summary Quant Report

Created with Analyst Reporter
Printed: 05/10/2018 11:03:04 AM

Sample Name	J8244-FS-D(3)	**Injection Vial**	7
Sample ID	VC-PM649-DW03-0918	**Injection Volume**	10.00
Sample Type	Unknown	**Instrument Name**	QTRAP 5500
Acquisition Date	2018-10-03T07:32:17	**Data File**	18-0567.wiff
Acquisition Method	5-0369.dam	**Result Table**	18-0567_SIS
Sample Comment			

Results Summary

Analyte	MRM Transition	RT	Area	Conc. (ng/L)	Signal/Noise Ratio	Modified
13C2-PFDoA	615.0 / 570.0	N/A	N/A	N/A	N/A	true
d3-MeFOSAA	573.0 / 419.0	N/A	N/A	N/A	N/A	true
d5-EtFOSAA	589.0 / 419.0	N/A	N/A	N/A	N/A	true
13C5-PFHxA	318.0 / 273.0	1.83	88494.86	193.221965	308.8	false
13C4-PFHpA	367.0 / 322.0	2.24	102645.13	204.019975	604.5	false
13C8-PFOA	421.0 / 376.0	N/A	N/A	N/A	N/A	true
13C9-PFNA	472.0 / 427.0	N/A	N/A	N/A	N/A	true
13C6-PFDA	519.0 / 474.0	N/A	N/A	N/A	N/A	true
13C7-PFUnA	570.0 / 525.0	N/A	N/A	N/A	N/A	true
13C2-PFTeDA	715.0 / 670.0	N/A	N/A	N/A	N/A	true
13C3-PFBS	302.0 / 99.0	N/A	N/A	N/A	N/A	true
13C3-PFHxS	402.0 / 99.0	N/A	N/A	N/A	N/A	true
13C8-PFOS	507.0 / 99.0	N/A	N/A	N/A	N/A	true

BATTELLE

Summary Quant Report

Created with Analyst Reporter
Printed: 05/10/2018 11:03:08 AM

Sample Name	J8244-FS-D(5)	**Injection Vial**	8
Sample ID	VC-PM649-DW03-0918	**Injection Volume**	10.00
Sample Type	Unknown	**Instrument Name**	QTRAP 5500
Acquisition Date	2018-10-03T07:43:10	**Data File**	18-0567.wiff
Acquisition Method	5-0369.dam	**Result Table**	18-0567_SIS
Sample Comment			

Results Summary

Analyte	MRM Transition	RT	Area	Conc. (ng/L)	Signal/Noise Ratio	Modified
13C2-PFDoA	615.0 / 570.0	N/A	N/A	N/A	N/A	true
d3-MeFOSAA	573.0 / 419.0	N/A	N/A	N/A	N/A	true
d5-EtFOSAA	589.0 / 419.0	N/A	N/A	N/A	N/A	true
13C5-PFHxA	318.0 / 273.0	N/A	N/A	N/A	N/A	true
13C4-PFHpA	367.0 / 322.0	N/A	N/A	N/A	N/A	true
13C8-PFOA	421.0 / 376.0	N/A	N/A	N/A	N/A	true
13C9-PFNA	472.0 / 427.0	N/A	N/A	N/A	N/A	true
13C6-PFDA	519.0 / 474.0	N/A	N/A	N/A	N/A	true
13C7-PFUnA	570.0 / 525.0	N/A	N/A	N/A	N/A	true
13C2-PFTeDA	715.0 / 670.0	N/A	N/A	N/A	N/A	true
13C3-PFBS	302.0 / 99.0	N/A	N/A	N/A	N/A	true
13C3-PFHxS	402.0 / 99.0	N/A	N/A	N/A	N/A	true
13C8-PFOS	507.0 / 99.0	N/A	N/A	N/A	N/A	true

BATTELLE

Summary Quant Report

Created with Analyst Reporter
Printed: 05/10/2018 11:03:13 AM

Sample Name	J8244-FS-D(7)	**Injection Vial**	9
Sample ID	VC-PM649-DW03-0918	**Injection Volume**	10.00
Sample Type	Unknown	**Instrument Name**	QTRAP 5500
Acquisition Date	2018-10-03T07:54:03	**Data File**	18-0567.wiff
Acquisition Method	5-0369.dam	**Result Table**	18-0567_SIS
Sample Comment			

Results Summary

Analyte	MRM Transition	RT	Area	Conc. (ng/L)	Signal/Noise Ratio	Modified
13C2-PFDoA	615.0 / 570.0	N/A	N/A	N/A	N/A	true
d3-MeFOSAA	573.0 / 419.0	3.56	18220.44	266.116307	184.3	false
d5-EtFOSAA	589.0 / 419.0	3.72	25061.43	335.839400	253.1	false
13C5-PFHxA	318.0 / 273.0	N/A	N/A	N/A	N/A	true
13C4-PFHpA	367.0 / 322.0	N/A	N/A	N/A	N/A	true
13C8-PFOA	421.0 / 376.0	N/A	N/A	N/A	N/A	true
13C9-PFNA	472.0 / 427.0	3.04	124487.97	230.579540	967.9	false
13C6-PFDA	519.0 / 474.0	N/A	N/A	N/A	N/A	true
13C7-PFUnA	570.0 / 525.0	N/A	N/A	N/A	N/A	true
13C2-PFTeDA	715.0 / 670.0	N/A	N/A	N/A	N/A	true
13C3-PFBS	302.0 / 99.0	1.52	43884.85	311.472531	533.5	false
13C3-PFHxS	402.0 / 99.0	2.26	32184.94	251.264886	463.3	false
13C8-PFOS	507.0 / 99.0	3.04	33054.96	244.793439	268.6	false

BATTELLE

Summary Quant Report

Created with Analyst Reporter
Printed: 05/10/2018 11:03:17 AM

Sample Name	J8245-FS(0)	**Injection Vial**	10
Sample ID	VC-PM649-DW04-0918	**Injection Volume**	10.00
Sample Type	Unknown	**Instrument Name**	QTRAP 5500
Acquisition Date	2018-10-03T08:04:56	**Data File**	18-0567.wiff
Acquisition Method	5-0369.dam	**Result Table**	18-0567_SIS
Sample Comment			

Results Summary

Analyte	MRM Transition	RT	Area	Conc. (ng/L)	Signal/Noise Ratio	Modified
13C2-PFDoA	615.0 / 570.0	3.99	87419.93	228.812492	538.5	false
d3-MeFOSAA	573.0 / 419.0	3.54	12170.69	335.230040	122.0	false
d5-EtFOSAA	589.0 / 419.0	3.70	17450.28	441.004584	180.4	false
13C5-PFHxA	318.0 / 273.0	1.84	63054.15	132.548851	165.4	false
13C4-PFHpA	367.0 / 322.0	2.24	61382.03	117.462553	299.9	false
13C8-PFOA	421.0 / 376.0	2.65	52083.93	78.059466	304.9	false
13C9-PFNA	472.0 / 427.0	3.04	56110.04	83.304389	283.8	false
13C6-PFDA	519.0 / 474.0	3.39	96409.92	250.349051	660.0	false
13C7-PFUnA	570.0 / 525.0	3.69	91889.02	234.737356	533.5	false
13C2-PFTeDA	715.0 / 670.0	4.46	62318.23	204.901858	939.1	false
13C3-PFBS	302.0 / 99.0	1.52	24792.57	331.849893	217.4	true
13C3-PFHxS	402.0 / 99.0	2.27	19137.03	281.753100	159.2	false
13C8-PFOS	507.0 / 99.0	3.04	16590.97	231.712711	111.5	false

BATTELLE

Summary Quant Report

Created with Analyst Reporter
Printed: 05/10/2018 11:03:21 AM

Sample Name	J8245-FS-D(3)	**Injection Vial**	11
Sample ID	VC-PM649-DW04-0918	**Injection Volume**	10.00
Sample Type	Unknown	**Instrument Name**	QTRAP 5500
Acquisition Date	2018-10-03T08:15:51	**Data File**	18-0567.wiff
Acquisition Method	5-0369.dam	**Result Table**	18-0567_SIS
Sample Comment			

Results Summary

Analyte	MRM Transition	RT	Area	Conc. (ng/L)	Signal/Noise Ratio	Modified
13C2-PFDoA	615.0 / 570.0	N/A	N/A	N/A	N/A	true
d3-MeFOSAA	573.0 / 419.0	N/A	N/A	N/A	N/A	true
d5-EtFOSAA	589.0 / 419.0	N/A	N/A	N/A	N/A	true
13C5-PFHxA	318.0 / 273.0	N/A	N/A	N/A	N/A	true
13C4-PFHpA	367.0 / 322.0	N/A	N/A	N/A	N/A	true
13C8-PFOA	421.0 / 376.0	N/A	N/A	N/A	N/A	true
13C9-PFNA	472.0 / 427.0	N/A	N/A	N/A	N/A	true
13C6-PFDA	519.0 / 474.0	N/A	N/A	N/A	N/A	true
13C7-PFUnA	570.0 / 525.0	N/A	N/A	N/A	N/A	true
13C2-PFTeDA	715.0 / 670.0	N/A	N/A	N/A	N/A	true
13C3-PFBS	302.0 / 99.0	1.52	38044.39	344.186037	332.9	true
13C3-PFHxS	402.0 / 99.0	N/A	N/A	N/A	N/A	true
13C8-PFOS	507.0 / 99.0	N/A	N/A	N/A	N/A	true

BATTELLE

Summary Quant Report

Created with Analyst Reporter
Printed: 05/10/2018 11:03:25 AM

Sample Name	J8245-FS-D(5)	**Injection Vial**	12
Sample ID	VC-PM649-DW04-0918	**Injection Volume**	10.00
Sample Type	Unknown	**Instrument Name**	QTRAP 5500
Acquisition Date	2018-10-03T08:26:44	**Data File**	18-0567.wiff
Acquisition Method	5-0369.dam	**Result Table**	18-0567_SIS
Sample Comment			

Results Summary

Analyte	MRM Transition	RT	Area	Conc. (ng/L)	Signal/Noise Ratio	Modified
13C2-PFDoA	615.0 / 570.0	N/A	N/A	N/A	N/A	true
d3-MeFOSAA	573.0 / 419.0	N/A	N/A	N/A	N/A	true
d5-EtFOSAA	589.0 / 419.0	N/A	N/A	N/A	N/A	true
13C5-PFHxA	318.0 / 273.0	N/A	N/A	N/A	N/A	true
13C4-PFHpA	367.0 / 322.0	2.24	105767.05	287.985190	698.8	false
13C8-PFOA	421.0 / 376.0	N/A	N/A	N/A	N/A	true
13C9-PFNA	472.0 / 427.0	N/A	N/A	N/A	N/A	true
13C6-PFDA	519.0 / 474.0	N/A	N/A	N/A	N/A	true
13C7-PFUnA	570.0 / 525.0	N/A	N/A	N/A	N/A	true
13C2-PFTeDA	715.0 / 670.0	N/A	N/A	N/A	N/A	true
13C3-PFBS	302.0 / 99.0	N/A	N/A	N/A	N/A	true
13C3-PFHxS	402.0 / 99.0	N/A	N/A	N/A	N/A	true
13C8-PFOS	507.0 / 99.0	N/A	N/A	N/A	N/A	true

BATTELLE

Summary Quant Report

Created with Analyst Reporter
Printed: 05/10/2018 11:03:30 AM

Sample Name	J8245-FS-D(7)	**Injection Vial**	13
Sample ID	VC-PM649-DW04-0918	**Injection Volume**	10.00
Sample Type	Unknown	**Instrument Name**	QTRAP 5500
Acquisition Date	2018-10-03T08:37:38	**Data File**	18-0567.wiff
Acquisition Method	5-0369.dam	**Result Table**	18-0567_SIS
Sample Comment			

Results Summary

Analyte	MRM Transition	RT	Area	Conc. (ng/L)	Signal/Noise Ratio	Modified
13C2-PFDoA	615.0 / 570.0	N/A	N/A	N/A	N/A	true
d3-MeFOSAA	573.0 / 419.0	3.52	19444.48	269.771859	188.9	false
d5-EtFOSAA	589.0 / 419.0	3.67	22686.88	288.794098	219.9	false
13C5-PFHxA	318.0 / 273.0	1.83	88092.03	279.961109	517.0	false
13C4-PFHpA	367.0 / 322.0	N/A	N/A	N/A	N/A	true
13C8-PFOA	421.0 / 376.0	2.64	115172.27	260.956751	1542.6	false
13C9-PFNA	472.0 / 427.0	3.02	116038.79	260.452966	1281.1	false
13C6-PFDA	519.0 / 474.0	N/A	N/A	N/A	N/A	true
13C7-PFUnA	570.0 / 525.0	N/A	N/A	N/A	N/A	true
13C2-PFTeDA	715.0 / 670.0	N/A	N/A	N/A	N/A	true
13C3-PFBS	302.0 / 99.0	N/A	N/A	N/A	N/A	true
13C3-PFHxS	402.0 / 99.0	2.27	35789.54	265.413406	314.5	false
13C8-PFOS	507.0 / 99.0	3.01	38039.60	267.600442	295.7	false

BATTELLE

Summary Quant Report

Created with Analyst Reporter
Printed: 05/10/2018 11:03:34 AM

Sample Name	J8243-FS(0)	**Injection Vial**	14
Sample ID	VC-PM649-DW02-0918	**Injection Volume**	10.00
Sample Type	Unknown	**Instrument Name**	QTRAP 5500
Acquisition Date	2018-10-03T08:48:31	**Data File**	18-0567.wiff
Acquisition Method	5-0369.dam	**Result Table**	18-0567_SIS
Sample Comment			

Results Summary

Analyte	MRM Transition	RT	Area	Conc. (ng/L)	Signal/Noise Ratio	Modified
13C2-PFDoA	615.0 / 570.0	3.96	94245.98	268.215265	566.6	false
d3-MeFOSAA	573.0 / 419.0	3.52	14648.12	278.218605	159.1	false
d5-EtFOSAA	589.0 / 419.0	3.68	14968.82	260.858443	109.9	false
13C5-PFHxA	318.0 / 273.0	1.82	42761.35	57.977509	124.0	false
13C4-PFHpA	367.0 / 322.0	2.21	53298.64	65.783987	167.1	false
13C8-PFOA	421.0 / 376.0	2.62	47779.82	46.186194	229.1	false
13C9-PFNA	472.0 / 427.0	3.01	72227.55	69.163354	260.6	false
13C6-PFDA	519.0 / 474.0	3.36	89145.41	251.694975	434.8	false
13C7-PFUnA	570.0 / 525.0	3.68	94008.15	261.117171	578.0	false
13C2-PFTeDA	715.0 / 670.0	4.43	38064.24	136.081569	805.5	false
13C3-PFBS	302.0 / 99.0	1.50	20249.42	186.900020	166.4	false
13C3-PFHxS	402.0 / 99.0	2.24	18099.96	183.758850	130.9	false
13C8-PFOS	507.0 / 99.0	3.01	20321.18	195.705774	104.2	false

BATTELLE

Summary Quant Report

Created with Analyst Reporter
Printed: 05/10/2018 11:03:38 AM

Sample Name	J8243-FS-D(3)	**Injection Vial**	15
Sample ID	VC-PM649-DW02-0918	**Injection Volume**	10.00
Sample Type	Unknown	**Instrument Name**	QTRAP 5500
Acquisition Date	2018-10-03T08:59:24	**Data File**	18-0567.wiff
Acquisition Method	5-0369.dam	**Result Table**	18-0567_SIS
Sample Comment			

Results Summary

Analyte	MRM Transition	RT	Area	Conc. (ng/L)	Signal/Noise Ratio	Modified
13C2-PFDoA	615.0 / 570.0	N/A	N/A	N/A	N/A	true
d3-MeFOSAA	573.0 / 419.0	N/A	N/A	N/A	N/A	true
d5-EtFOSAA	589.0 / 419.0	N/A	N/A	N/A	N/A	true
13C5-PFHxA	318.0 / 273.0	1.83	77125.94	244.683452	243.6	false
13C4-PFHpA	367.0 / 322.0	2.23	93988.31	271.439998	435.5	false
13C8-PFOA	421.0 / 376.0	N/A	N/A	N/A	N/A	true
13C9-PFNA	472.0 / 427.0	N/A	N/A	N/A	N/A	true
13C6-PFDA	519.0 / 474.0	N/A	N/A	N/A	N/A	true
13C7-PFUnA	570.0 / 525.0	N/A	N/A	N/A	N/A	true
13C2-PFTeDA	715.0 / 670.0	N/A	N/A	N/A	N/A	true
13C3-PFBS	302.0 / 99.0	1.51	37375.86	328.491316	423.4	false
13C3-PFHxS	402.0 / 99.0	N/A	N/A	N/A	N/A	true
13C8-PFOS	507.0 / 99.0	3.02	28787.99	263.998863	250.0	false

BATTELLE

Summary Quant Report

Created with Analyst Reporter
Printed: 05/10/2018 11:03:42 AM

Sample Name	J8213-FS(0)	**Injection Vial**	18
Sample ID	VC-PM3009-DW03-0918	**Injection Volume**	10.00
Sample Type	Unknown	**Instrument Name**	QTRAP 5500
Acquisition Date	2018-10-03T09:42:55	**Data File**	18-0567.wiff
Acquisition Method	5-0369.dam	**Result Table**	18-0567_SIS
Sample Comment			

Results Summary

Analyte	MRM Transition	RT	Area	Conc. (ng/L)	Signal/Noise Ratio	Modified
13C2-PFDoA	615.0 / 570.0	4.00	87277.35	249.275404	716.1	false
d3-MeFOSAA	573.0 / 419.0	3.56	13752.81	360.982387	128.2	false
d5-EtFOSAA	589.0 / 419.0	3.71	15396.10	370.781795	144.4	true
13C5-PFHxA	318.0 / 273.0	1.83	63240.87	296.828132	151.5	false
13C4-PFHpA	367.0 / 322.0	2.24	77594.22	331.537360	253.3	false
13C8-PFOA	421.0 / 376.0	2.65	76740.10	256.796502	381.1	false
13C9-PFNA	472.0 / 427.0	3.04	74089.18	245.599259	383.3	false
13C6-PFDA	519.0 / 474.0	3.39	92829.96	263.039493	582.4	false
13C7-PFUnA	570.0 / 525.0	3.71	89355.68	249.086007	395.9	false
13C2-PFTeDA	715.0 / 670.0	4.46	46260.28	165.976888	953.6	false
13C3-PFBS	302.0 / 99.0	1.51	23334.68	297.638332	232.1	false
13C3-PFHxS	402.0 / 99.0	2.26	24702.16	346.573922	171.8	false
13C8-PFOS	507.0 / 99.0	3.04	20441.84	272.060220	126.6	false

BATTELLE

Summary Quant Report

Created with Analyst Reporter
Printed: 05/10/2018 11:03:46 AM

Sample Name	J8217-FS(0)	**Injection Vial**	20
Sample ID	VC-PM372-DW03-0918	**Injection Volume**	10.00
Sample Type	Unknown	**Instrument Name**	QTRAP 5500
Acquisition Date	2018-10-03T10:04:42	**Data File**	18-0567.wiff
Acquisition Method	5-0369.dam	**Result Table**	18-0567_SIS
Sample Comment			

Results Summary

Analyte	MRM Transition	RT	Area	Conc. (ng/L)	Signal/Noise Ratio	Modified
13C2-PFDoA	615.0 / 570.0	4.00	98853.97	245.798153	731.4	false
d3-MeFOSAA	573.0 / 419.0	3.55	12881.37	269.878062	169.0	false
d5-EtFOSAA	589.0 / 419.0	3.71	15532.19	298.573580	141.4	false
13C5-PFHxA	318.0 / 273.0	1.83	61705.65	270.667207	123.4	false
13C4-PFHpA	367.0 / 322.0	2.23	75275.67	300.580809	294.6	false
13C8-PFOA	421.0 / 376.0	2.64	75716.38	236.788201	331.6	false
13C9-PFNA	472.0 / 427.0	3.03	78716.84	243.861601	440.6	false
13C6-PFDA	519.0 / 474.0	3.39	90929.21	224.307017	656.9	false
13C7-PFUnA	570.0 / 525.0	3.71	93181.74	226.133345	491.2	false
13C2-PFTeDA	715.0 / 670.0	4.46	58641.28	183.167937	943.1	false
13C3-PFBS	302.0 / 99.0	1.51	20879.16	212.574420	248.8	false
13C3-PFHxS	402.0 / 99.0	2.25	25089.30	280.970349	164.9	false
13C8-PFOS	507.0 / 99.0	3.03	22275.27	236.635017	119.7	false

BATTELLE

Summary Quant Report

Created with Analyst Reporter
Printed: 05/10/2018 11:00:34 AM

Sample Name	KB35 IB	**Injection Vial**	9
Sample ID	Instrument Blank	**Injection Volume**	10.00
Sample Type	Unknown	**Instrument Name**	QTRAP 5500
Acquisition Date	2018-10-02T21:45:25	**Data File**	18-0567.wiff
Acquisition Method	5-0369.dam	**Result Table**	18-0567_SIS
Sample Comment			

Results Summary

Analyte	MRM Transition	RT	Area	Conc. (ng/L)	Signal/Noise Ratio	Modified
13C2-PFDoA	615.0 / 570.0	4.00	92546.73	241.738558	1050.3	false
d3-MeFOSAA	573.0 / 419.0	3.56	14938.65	254.545450	154.1	false
d5-EtFOSAA	589.0 / 419.0	3.72	16702.68	261.127831	168.5	false
13C5-PFHxA	318.0 / 273.0	1.84	63762.03	239.419150	685.4	false
13C4-PFHpA	367.0 / 322.0	2.25	68855.85	235.360448	1030.9	false
13C8-PFOA	421.0 / 376.0	2.66	97193.51	260.191762	7067.3	false
13C9-PFNA	472.0 / 427.0	3.05	87468.15	231.959255	863.7	false
13C6-PFDA	519.0 / 474.0	3.40	95009.51	246.210668	928.9	false
13C7-PFUnA	570.0 / 525.0	3.72	98518.94	251.161978	620.2	false
13C2-PFTeDA	715.0 / 670.0	4.47	73048.82	239.695300	1866.6	false
13C3-PFBS	302.0 / 99.0	1.52	26301.26	217.782527	454.5	false
13C3-PFHxS	402.0 / 99.0	2.27	26329.82	239.810525	297.1	false
13C8-PFOS	507.0 / 99.0	3.04	25646.15	221.578017	206.0	false

BATTELLE

Summary Quant Report

Created with Analyst Reporter
Printed: 05/10/2018 11:03:51 AM

Sample Name	J8216-FS-D(7)	**Injection Vial**	4
Sample ID	VC-PM372-DW02P-0918	**Injection Volume**	10.00
Sample Type	Unknown	**Instrument Name**	QTRAP 5500
Acquisition Date	2018-10-03T16:29:53	**Data File**	18-0567.wiff
Acquisition Method	5-0369.dam	**Result Table**	18-0567_SIS
Sample Comment			

Results Summary

Analyte	MRM Transition	RT	Area	Conc. (ng/L)	Signal/Noise Ratio	Modified
13C2-PFDoA	615.0 / 570.0	N/A	N/A	N/A	N/A	true
d3-MeFOSAA	573.0 / 419.0	N/A	N/A	N/A	N/A	true
d5-EtFOSAA	589.0 / 419.0	N/A	N/A	N/A	N/A	true
13C5-PFHxA	318.0 / 273.0	N/A	N/A	N/A	N/A	true
13C4-PFHpA	367.0 / 322.0	N/A	N/A	N/A	N/A	true
13C8-PFOA	421.0 / 376.0	N/A	N/A	N/A	N/A	true
13C9-PFNA	472.0 / 427.0	N/A	N/A	N/A	N/A	true
13C6-PFDA	519.0 / 474.0	N/A	N/A	N/A	N/A	true
13C7-PFUnA	570.0 / 525.0	N/A	N/A	N/A	N/A	true
13C2-PFTeDA	715.0 / 670.0	N/A	N/A	N/A	N/A	true
13C3-PFBS	302.0 / 99.0	N/A	N/A	N/A	N/A	true
13C3-PFHxS	402.0 / 99.0	2.28	35085.32	258.467768	340.4	false
13C8-PFOS	507.0 / 99.0	N/A	N/A	N/A	N/A	true

BATTELLE

Summary Quant Report

Created with Analyst Reporter
Printed: 05/10/2018 11:03:55 AM

Sample Name	J8241-FS-D(9)	**Injection Vial**	5
Sample ID	VC-PM649-DW01-0918	**Injection Volume**	10.00
Sample Type	Unknown	**Instrument Name**	QTRAP 5500
Acquisition Date	2018-10-03T16:40:45	**Data File**	18-0567.wiff
Acquisition Method	5-0369.dam	**Result Table**	18-0567_SIS
Sample Comment			

Results Summary

Analyte	MRM Transition	RT	Area	Conc. (ng/L)	Signal/Noise Ratio	Modified
13C2-PFDoA	615.0 / 570.0	N/A	N/A	N/A	N/A	true
d3-MeFOSAA	573.0 / 419.0	N/A	N/A	N/A	N/A	true
d5-EtFOSAA	589.0 / 419.0	N/A	N/A	N/A	N/A	true
13C5-PFHxA	318.0 / 273.0	N/A	N/A	N/A	N/A	true
13C4-PFHpA	367.0 / 322.0	N/A	N/A	N/A	N/A	true
13C8-PFOA	421.0 / 376.0	N/A	N/A	N/A	N/A	true
13C9-PFNA	472.0 / 427.0	N/A	N/A	N/A	N/A	true
13C6-PFDA	519.0 / 474.0	N/A	N/A	N/A	N/A	true
13C7-PFUnA	570.0 / 525.0	N/A	N/A	N/A	N/A	true
13C2-PFTeDA	715.0 / 670.0	N/A	N/A	N/A	N/A	true
13C3-PFBS	302.0 / 99.0	N/A	N/A	N/A	N/A	true
13C3-PFHxS	402.0 / 99.0	N/A	N/A	N/A	N/A	true
13C8-PFOS	507.0 / 99.0	3.06	31371.01	245.794890	234.9	false

BATTELLE

Summary Quant Report

Created with Analyst Reporter
Printed: 05/10/2018 11:03:59 AM

Sample Name	J8242-FS-D(9)	**Injection Vial**	6
Sample ID	VC-PM649-DW01P-0918	**Injection Volume**	10.00
Sample Type	Unknown	**Instrument Name**	QTRAP 5500
Acquisition Date	2018-10-03T16:51:37	**Data File**	18-0567.wiff
Acquisition Method	5-0369.dam	**Result Table**	18-0567_SIS
Sample Comment			

Results Summary

Analyte	MRM Transition	RT	Area	Conc. (ng/L)	Signal/Noise Ratio	Modified
13C2-PFDoA	615.0 / 570.0	N/A	N/A	N/A	N/A	true
d3-MeFOSAA	573.0 / 419.0	N/A	N/A	N/A	N/A	true
d5-EtFOSAA	589.0 / 419.0	N/A	N/A	N/A	N/A	true
13C5-PFHxA	318.0 / 273.0	N/A	N/A	N/A	N/A	true
13C4-PFHpA	367.0 / 322.0	N/A	N/A	N/A	N/A	true
13C8-PFOA	421.0 / 376.0	N/A	N/A	N/A	N/A	true
13C9-PFNA	472.0 / 427.0	N/A	N/A	N/A	N/A	true
13C6-PFDA	519.0 / 474.0	N/A	N/A	N/A	N/A	true
13C7-PFUnA	570.0 / 525.0	N/A	N/A	N/A	N/A	true
13C2-PFTeDA	715.0 / 670.0	N/A	N/A	N/A	N/A	true
13C3-PFBS	302.0 / 99.0	N/A	N/A	N/A	N/A	true
13C3-PFHxS	402.0 / 99.0	N/A	N/A	N/A	N/A	true
13C8-PFOS	507.0 / 99.0	3.06	33133.93	275.965529	301.9	false

BATTELLE

Summary Quant Report

Created with Analyst Reporter
Printed: 05/10/2018 11:04:03 AM

Sample Name	J8244-FS-D(9)	**Injection Vial**	7
Sample ID	VC-PM649-DW03-0918	**Injection Volume**	10.00
Sample Type	Unknown	**Instrument Name**	QTRAP 5500
Acquisition Date	2018-10-03T17:02:30	**Data File**	18-0567.wiff
Acquisition Method	5-0369.dam	**Result Table**	18-0567_SIS
Sample Comment			

Results Summary

Analyte	MRM Transition	RT	Area	Conc. (ng/L)	Signal/Noise Ratio	Modified
13C2-PFDoA	615.0 / 570.0	N/A	N/A	N/A	N/A	true
d3-MeFOSAA	573.0 / 419.0	N/A	N/A	N/A	N/A	true
d5-EtFOSAA	589.0 / 419.0	N/A	N/A	N/A	N/A	true
13C5-PFHxA	318.0 / 273.0	N/A	N/A	N/A	N/A	true
13C4-PFHpA	367.0 / 322.0	N/A	N/A	N/A	N/A	true
13C8-PFOA	421.0 / 376.0	2.67	117038.23	281.296353	2990.0	false
13C9-PFNA	472.0 / 427.0	N/A	N/A	N/A	N/A	true
13C6-PFDA	519.0 / 474.0	N/A	N/A	N/A	N/A	true
13C7-PFUnA	570.0 / 525.0	N/A	N/A	N/A	N/A	true
13C2-PFTeDA	715.0 / 670.0	N/A	N/A	N/A	N/A	true
13C3-PFBS	302.0 / 99.0	N/A	N/A	N/A	N/A	true
13C3-PFHxS	402.0 / 99.0	N/A	N/A	N/A	N/A	true
13C8-PFOS	507.0 / 99.0	N/A	N/A	N/A	N/A	true

BATTELLE

Summary Ion Ratio Report

Created with Analyst Reporter
Printed: 04/10/2018 8:23:50 PM

Sample Name	KB35 IB	**Injection Vial**	9
Sample ID	Instrument Blank	**Injection Volume**	10.00
Sample Type	Unknown	**Instrument Name**	QTRAP 5500
Acquisition Date	2018-10-02T21:45:25	**Data File**	18-0567.wiff
Acquisition Method	5-0369.dam	**Result Table**	18-0567_BASE
Sample Comment			

Results Summary

Analyte	MRM Transition	RT	Ratio Group	Calculated Ion ratio	Expected Ion Ratio	Ratio OK
PFBS_1	298.9 / 80.0	1.54	PFBS			
PFBS_2	298.9 / 99.0	1.54	PFBS	0.360	0.318	ü
PFHxA_1	313.0 / 269.0	N/A	PFHxA			
PFHxA_2	313.0 / 119.0	N/A	PFHxA	N/A	0.079	ü
PFHpA_1	363.0 / 319.0	N/A	PFHpA			
PFHpA_2	363.0 / 169.0	N/A	PFHpA	N/A	0.021	ü
PFHxS_1	399.0 / 80.0	2.29	PFHxS			
PFHxS_2	399.0 / 99.0	2.29	PFHxS	0.380	0.285	ü
PFOA_1	413.0 / 369.0	N/A	PFOA			
PFOA_2	413.0 / 169.0	N/A	PFOA	N/A	0.062	ü
PFNA_1	463.0 / 419.0	3.07	PFNA			
PFNA_2	463.0 / 219.0	3.07	PFNA	0.200	0.319	ü
PFOS_1	499.0 / 80.0	N/A	PFOS			
PFOS_2	499.0 / 99.0	N/A	PFOS	N/A	0.174	ü
PFDA_1	513.0 / 469.0	N/A	PFDA			
PFDA_2	513.0 / 219.0	N/A	PFDA	N/A	0.045	ü
PFUnA_1	563.0 / 519.0	N/A	PFUnA			
PFUnA_2	563.0 / 269.0	N/A	PFUnA	N/A	0.050	ü
PFDoA_1	613.0 / 569.0	4.02	PFDoA			
PFDoA_2	613.0 / 319.0	4.01	PFDoA	0.120	0.162	ü
PFTrDA_1	663.0 / 619.0	4.26	PFTrDA			
PFTrDA_2	663.0 / 169.0	4.25	PFTrDA	0.140	0.066	
PFTeDA_1	713.0 / 669.0	4.47	PFTeDA			
PFTeDA_2	713.0 / 169.0	4.47	PFTeDA	0.040	0.051	ü
NMeFOSAA_1	570.0 / 419.0	3.57	NMeFOSAA			
NMeFOSAA_2	570.0 / 512.0	3.57	NMeFOSAA	0.620	0.558	ü
NEtFOSAA_1	584.0 / 419.0	N/A	NEtFOSAA			
NEtFOSAA_2	584.0 / 483.0	N/A	NEtFOSAA	N/A	0.069	ü

BATTELLE

Summary Ion Ratio Report

Created with Analyst Reporter
Printed: 04/10/2018 8:23:54 PM

Sample Name	CR845PB-FS(0)	**Injection Vial**	16
Sample ID	Procedural Blank	**Injection Volume**	10.00
Sample Type	Unknown	**Instrument Name**	QTRAP 5500
Acquisition Date	2018-10-02T23:12:20	**Data File**	18-0567.wiff
Acquisition Method	5-0369.dam	**Result Table**	18-0567_BASE
Sample Comment			

Results Summary

Analyte	MRM Transition	RT	Ratio Group	Calculated Ion ratio	Expected Ion Ratio	Ratio OK
PFBS_1	298.9 / 80.0	N/A	PFBS			
PFBS_2	298.9 / 99.0	N/A	PFBS	N/A	0.318	ü
PFHxA_1	313.0 / 269.0	N/A	PFHxA			
PFHxA_2	313.0 / 119.0	N/A	PFHxA	N/A	0.079	ü
PFHpA_1	363.0 / 319.0	N/A	PFHpA			
PFHpA_2	363.0 / 169.0	N/A	PFHpA	N/A	0.021	ü
PFHxS_1	399.0 / 80.0	N/A	PFHxS			
PFHxS_2	399.0 / 99.0	N/A	PFHxS	N/A	0.285	ü
PFOA_1	413.0 / 369.0	2.67	PFOA			
PFOA_2	413.0 / 169.0	2.67	PFOA	0.070	0.062	ü
PFNA_1	463.0 / 419.0	N/A	PFNA			
PFNA_2	463.0 / 219.0	N/A	PFNA	N/A	0.319	ü
PFOS_1	499.0 / 80.0	N/A	PFOS			
PFOS_2	499.0 / 99.0	N/A	PFOS	N/A	0.174	ü
PFDA_1	513.0 / 469.0	N/A	PFDA			
PFDA_2	513.0 / 219.0	N/A	PFDA	N/A	0.045	ü
PFUnA_1	563.0 / 519.0	N/A	PFUnA			
PFUnA_2	563.0 / 269.0	N/A	PFUnA	N/A	0.050	ü
PFDoA_1	613.0 / 569.0	N/A	PFDoA			
PFDoA_2	613.0 / 319.0	N/A	PFDoA	N/A	0.162	ü
PFTrDA_1	663.0 / 619.0	N/A	PFTrDA			
PFTrDA_2	663.0 / 169.0	N/A	PFTrDA	N/A	0.066	ü
PFTeDA_1	713.0 / 669.0	N/A	PFTeDA			
PFTeDA_2	713.0 / 169.0	N/A	PFTeDA	N/A	0.051	ü
NMeFOSAA_1	570.0 / 419.0	N/A	NMeFOSAA			
NMeFOSAA_2	570.0 / 512.0	N/A	NMeFOSAA	N/A	0.558	ü
NEtFOSAA_1	584.0 / 419.0	N/A	NEtFOSAA			
NEtFOSAA_2	584.0 / 483.0	N/A	NEtFOSAA	N/A	0.069	ü

BATTELLE

Summary Ion Ratio Report

Created with Analyst Reporter
Printed: 04/10/2018 8:23:58 PM

Sample Name	CR846LCS-FS(0)	**Injection Vial**	17
Sample ID	Laboratory Control Sample	**Injection Volume**	10.00
Sample Type	Unknown	**Instrument Name**	QTRAP 5500
Acquisition Date	2018-10-02T23:23:12	**Data File**	18-0567.wiff
Acquisition Method	5-0369.dam	**Result Table**	18-0567_BASE
Sample Comment			

Results Summary

Analyte	MRM Transition	RT	Ratio Group	Calculated Ion ratio	Expected Ion Ratio	Ratio OK
PFBS_1	298.9 / 80.0	1.54	PFBS			
PFBS_2	298.9 / 99.0	1.54	PFBS	0.290	0.318	ü
PFHxA_1	313.0 / 269.0	1.85	PFHxA			
PFHxA_2	313.0 / 119.0	1.85	PFHxA	0.080	0.079	ü
PFHpA_1	363.0 / 319.0	2.26	PFHpA			
PFHpA_2	363.0 / 169.0	2.26	PFHpA	0.020	0.021	ü
PFHxS_1	399.0 / 80.0	2.28	PFHxS			
PFHxS_2	399.0 / 99.0	2.28	PFHxS	0.290	0.285	ü
PFOA_1	413.0 / 369.0	2.66	PFOA			
PFOA_2	413.0 / 169.0	2.66	PFOA	0.060	0.062	ü
PFNA_1	463.0 / 419.0	3.05	PFNA			
PFNA_2	463.0 / 219.0	3.05	PFNA	0.300	0.319	ü
PFOS_1	499.0 / 80.0	3.05	PFOS			
PFOS_2	499.0 / 99.0	3.04	PFOS	0.170	0.174	ü
PFDA_1	513.0 / 469.0	3.40	PFDA			
PFDA_2	513.0 / 219.0	3.40	PFDA	0.040	0.045	ü
PFUnA_1	563.0 / 519.0	3.71	PFUnA			
PFUnA_2	563.0 / 269.0	3.71	PFUnA	0.050	0.050	ü
PFDoA_1	613.0 / 569.0	4.00	PFDoA			
PFDoA_2	613.0 / 319.0	3.99	PFDoA	0.160	0.162	ü
PFTrDA_1	663.0 / 619.0	4.24	PFTrDA			
PFTrDA_2	663.0 / 169.0	4.24	PFTrDA	0.070	0.066	ü
PFTeDA_1	713.0 / 669.0	4.45	PFTeDA			
PFTeDA_2	713.0 / 169.0	4.45	PFTeDA	0.050	0.051	ü
NMeFOSAA_1	570.0 / 419.0	3.55	NMeFOSAA			
NMeFOSAA_2	570.0 / 512.0	3.55	NMeFOSAA	0.560	0.558	ü
NEtFOSAA_1	584.0 / 419.0	3.71	NEtFOSAA			
NEtFOSAA_2	584.0 / 483.0	3.71	NEtFOSAA	0.070	0.069	ü

BATTELLE

Summary Ion Ratio Report

Created with Analyst Reporter
Printed: 04/10/2018 8:24:02 PM

Sample Name	J8210-FS(0)	**Injection Vial**	18
Sample ID	VC-PM3009-DW01-0918	**Injection Volume**	10.00
Sample Type	Unknown	**Instrument Name**	QTRAP 5500
Acquisition Date	2018-10-02T23:34:04	**Data File**	18-0567.wiff
Acquisition Method	5-0369.dam	**Result Table**	18-0567_BASE
Sample Comment			

Results Summary

Analyte	MRM Transition	RT	Ratio Group	Calculated Ion ratio	Expected Ion Ratio	Ratio OK
PFBS_1	298.9 / 80.0	1.54	PFBS			
PFBS_2	298.9 / 99.0	1.53	PFBS	0.370	0.318	ü
PFHxA_1	313.0 / 269.0	1.84	PFHxA			
PFHxA_2	313.0 / 119.0	1.85	PFHxA	0.080	0.079	ü
PFHpA_1	363.0 / 319.0	2.25	PFHpA			
PFHpA_2	363.0 / 169.0	2.19	PFHpA	0.030	0.021	
PFHxS_1	399.0 / 80.0	2.25	PFHxS			
PFHxS_2	399.0 / 99.0	2.28	PFHxS	0.500	0.285	
PFOA_1	413.0 / 369.0	2.66	PFOA			
PFOA_2	413.0 / 169.0	2.66	PFOA	0.050	0.062	ü
PFNA_1	463.0 / 419.0	3.05	PFNA			
PFNA_2	463.0 / 219.0	3.04	PFNA	0.230	0.319	ü
PFOS_1	499.0 / 80.0	3.08	PFOS			
PFOS_2	499.0 / 99.0	3.06	PFOS	0.540	0.174	
PFDA_1	513.0 / 469.0	3.41	PFDA			
PFDA_2	513.0 / 219.0	3.41	PFDA	0.040	0.045	ü
PFUnA_1	563.0 / 519.0	3.65	PFUnA			
PFUnA_2	563.0 / 269.0	3.52	PFUnA	0.430	0.050	
PFDoA_1	613.0 / 569.0	N/A	PFDoA			
PFDoA_2	613.0 / 319.0	N/A	PFDoA	N/A	0.162	ü
PFTrDA_1	663.0 / 619.0	N/A	PFTrDA			
PFTrDA_2	663.0 / 169.0	N/A	PFTrDA	N/A	0.066	ü
PFTeDA_1	713.0 / 669.0	N/A	PFTeDA			
PFTeDA_2	713.0 / 169.0	N/A	PFTeDA	N/A	0.051	ü
NMeFOSAA_1	570.0 / 419.0	3.51	NMeFOSAA			
NMeFOSAA_2	570.0 / 512.0	3.53	NMeFOSAA	0.520	0.558	ü
NEtFOSAA_1	584.0 / 419.0	3.73	NEtFOSAA			
NEtFOSAA_2	584.0 / 483.0	3.73	NEtFOSAA	0.080	0.069	ü

BATTELLE

Summary Ion Ratio Report

Created with Analyst Reporter
Printed: 04/10/2018 8:24:06 PM

Sample Name	J8210-FS-D(3)	**Injection Vial**	19
Sample ID	VC-PM3009-DW01-0918	**Injection Volume**	10.00
Sample Type	Unknown	**Instrument Name**	QTRAP 5500
Acquisition Date	2018-10-02T23:44:56	**Data File**	18-0567.wiff
Acquisition Method	5-0369.dam	**Result Table**	18-0567_BASE
Sample Comment			

Results Summary

Analyte	MRM Transition	RT	Ratio Group	Calculated Ion ratio	Expected Ion Ratio	Ratio OK
PFBS_1	298.9 / 80.0	1.54	PFBS			
PFBS_2	298.9 / 99.0	1.53	PFBS	0.310	0.318	ü
PFHxA_1	313.0 / 269.0	1.85	PFHxA			
PFHxA_2	313.0 / 119.0	1.85	PFHxA	0.060	0.079	ü
PFHpA_1	363.0 / 319.0	2.25	PFHpA			
PFHpA_2	363.0 / 169.0	2.20	PFHpA	0.030	0.021	
PFHxS_1	399.0 / 80.0	2.28	PFHxS			
PFHxS_2	399.0 / 99.0	2.28	PFHxS	0.330	0.285	ü
PFOA_1	413.0 / 369.0	2.66	PFOA			
PFOA_2	413.0 / 169.0	2.65	PFOA	0.050	0.062	ü
PFNA_1	463.0 / 419.0	N/A	PFNA			
PFNA_2	463.0 / 219.0	N/A	PFNA	N/A	0.319	ü
PFOS_1	499.0 / 80.0	2.97	PFOS			
PFOS_2	499.0 / 99.0	3.06	PFOS	0.380	0.174	
PFDA_1	513.0 / 469.0	N/A	PFDA			
PFDA_2	513.0 / 219.0	N/A	PFDA	N/A	0.045	ü
PFUnA_1	563.0 / 519.0	N/A	PFUnA			
PFUnA_2	563.0 / 269.0	N/A	PFUnA	N/A	0.050	ü
PFDoA_1	613.0 / 569.0	N/A	PFDoA			
PFDoA_2	613.0 / 319.0	N/A	PFDoA	N/A	0.162	ü
PFTrDA_1	663.0 / 619.0	N/A	PFTrDA			
PFTrDA_2	663.0 / 169.0	N/A	PFTrDA	N/A	0.066	ü
PFTeDA_1	713.0 / 669.0	N/A	PFTeDA			
PFTeDA_2	713.0 / 169.0	N/A	PFTeDA	N/A	0.051	ü
NMeFOSAA_1	570.0 / 419.0	N/A	NMeFOSAA			
NMeFOSAA_2	570.0 / 512.0	N/A	NMeFOSAA	N/A	0.558	ü
NEtFOSAA_1	584.0 / 419.0	N/A	NEtFOSAA			
NEtFOSAA_2	584.0 / 483.0	N/A	NEtFOSAA	N/A	0.069	ü

BATTELLE

Summary Ion Ratio Report

Created with Analyst Reporter
Printed: 04/10/2018 8:24:10 PM

Sample Name	J8210-FS-D(5)	**Injection Vial**	20
Sample ID	VC-PM3009-DW01-0918	**Injection Volume**	10.00
Sample Type	Unknown	**Instrument Name**	QTRAP 5500
Acquisition Date	2018-10-02T23:55:48	**Data File**	18-0567.wiff
Acquisition Method	5-0369.dam	**Result Table**	18-0567_BASE
Sample Comment			

Results Summary

Analyte	MRM Transition	RT	Ratio Group	Calculated Ion ratio	Expected Ion Ratio	Ratio OK
PFBS_1	298.9 / 80.0	1.53	PFBS			
PFBS_2	298.9 / 99.0	1.53	PFBS	0.300	0.318	ü
PFHxA_1	313.0 / 269.0	1.84	PFHxA			
PFHxA_2	313.0 / 119.0	1.85	PFHxA	0.060	0.079	ü
PFHpA_1	363.0 / 319.0	N/A	PFHpA			
PFHpA_2	363.0 / 169.0	N/A	PFHpA	N/A	0.021	ü
PFHxS_1	399.0 / 80.0	2.28	PFHxS			
PFHxS_2	399.0 / 99.0	2.28	PFHxS	0.270	0.285	ü
PFOA_1	413.0 / 369.0	N/A	PFOA			
PFOA_2	413.0 / 169.0	N/A	PFOA	N/A	0.062	ü
PFNA_1	463.0 / 419.0	N/A	PFNA			
PFNA_2	463.0 / 219.0	N/A	PFNA	N/A	0.319	ü
PFOS_1	499.0 / 80.0	3.06	PFOS			
PFOS_2	499.0 / 99.0	3.06	PFOS	0.280	0.174	
PFDA_1	513.0 / 469.0	N/A	PFDA			
PFDA_2	513.0 / 219.0	N/A	PFDA	N/A	0.045	ü
PFUnA_1	563.0 / 519.0	N/A	PFUnA			
PFUnA_2	563.0 / 269.0	N/A	PFUnA	N/A	0.050	ü
PFDoA_1	613.0 / 569.0	N/A	PFDoA			
PFDoA_2	613.0 / 319.0	N/A	PFDoA	N/A	0.162	ü
PFTrDA_1	663.0 / 619.0	N/A	PFTrDA			
PFTrDA_2	663.0 / 169.0	N/A	PFTrDA	N/A	0.066	ü
PFTeDA_1	713.0 / 669.0	N/A	PFTeDA			
PFTeDA_2	713.0 / 169.0	N/A	PFTeDA	N/A	0.051	ü
NMeFOSAA_1	570.0 / 419.0	N/A	NMeFOSAA			
NMeFOSAA_2	570.0 / 512.0	N/A	NMeFOSAA	N/A	0.558	ü
NEtFOSAA_1	584.0 / 419.0	N/A	NEtFOSAA			
NEtFOSAA_2	584.0 / 483.0	N/A	NEtFOSAA	N/A	0.069	ü

BATTELLE

Summary Ion Ratio Report

Created with Analyst Reporter
Printed: 04/10/2018 8:24:14 PM

Sample Name	J8210-FS-D(7)	**Injection Vial**	21
Sample ID	VC-PM3009-DW01-0918	**Injection Volume**	10.00
Sample Type	Unknown	**Instrument Name**	QTRAP 5500
Acquisition Date	2018-10-03T00:06:40	**Data File**	18-0567.wiff
Acquisition Method	5-0369.dam	**Result Table**	18-0567_BASE
Sample Comment			

Results Summary

Analyte	MRM Transition	RT	Ratio Group	Calculated Ion ratio	Expected Ion Ratio	Ratio OK
PFBS_1	298.9 / 80.0	N/A	PFBS			
PFBS_2	298.9 / 99.0	N/A	PFBS	N/A	0.318	ü
PFHxA_1	313.0 / 269.0	N/A	PFHxA			
PFHxA_2	313.0 / 119.0	N/A	PFHxA	N/A	0.079	ü
PFHpA_1	363.0 / 319.0	N/A	PFHpA			
PFHpA_2	363.0 / 169.0	N/A	PFHpA	N/A	0.021	ü
PFHxS_1	399.0 / 80.0	2.27	PFHxS			
PFHxS_2	399.0 / 99.0	2.27	PFHxS	0.280	0.285	ü
PFOA_1	413.0 / 369.0	N/A	PFOA			
PFOA_2	413.0 / 169.0	N/A	PFOA	N/A	0.062	ü
PFNA_1	463.0 / 419.0	N/A	PFNA			
PFNA_2	463.0 / 219.0	N/A	PFNA	N/A	0.319	ü
PFOS_1	499.0 / 80.0	3.06	PFOS			
PFOS_2	499.0 / 99.0	3.06	PFOS	0.220	0.174	ü
PFDA_1	513.0 / 469.0	N/A	PFDA			
PFDA_2	513.0 / 219.0	N/A	PFDA	N/A	0.045	ü
PFUnA_1	563.0 / 519.0	N/A	PFUnA			
PFUnA_2	563.0 / 269.0	N/A	PFUnA	N/A	0.050	ü
PFDoA_1	613.0 / 569.0	N/A	PFDoA			
PFDoA_2	613.0 / 319.0	N/A	PFDoA	N/A	0.162	ü
PFTrDA_1	663.0 / 619.0	N/A	PFTrDA			
PFTrDA_2	663.0 / 169.0	N/A	PFTrDA	N/A	0.066	ü
PFTeDA_1	713.0 / 669.0	N/A	PFTeDA			
PFTeDA_2	713.0 / 169.0	N/A	PFTeDA	N/A	0.051	ü
NMeFOSAA_1	570.0 / 419.0	N/A	NMeFOSAA			
NMeFOSAA_2	570.0 / 512.0	N/A	NMeFOSAA	N/A	0.558	ü
NEtFOSAA_1	584.0 / 419.0	N/A	NEtFOSAA			
NEtFOSAA_2	584.0 / 483.0	N/A	NEtFOSAA	N/A	0.069	ü

BATTELLE

Summary Ion Ratio Report

Created with Analyst Reporter
Printed: 04/10/2018 8:24:18 PM

Sample Name	J8210-FS-D(9)	**Injection Vial**	22
Sample ID	VC-PM3009-DW01-0918	**Injection Volume**	10.00
Sample Type	Unknown	**Instrument Name**	QTRAP 5500
Acquisition Date	2018-10-03T00:17:32	**Data File**	18-0567.wiff
Acquisition Method	5-0369.dam	**Result Table**	18-0567_BASE
Sample Comment			

Results Summary

Analyte	MRM Transition	RT	Ratio Group	Calculated Ion ratio	Expected Ion Ratio	Ratio OK
PFBS_1	298.9 / 80.0	N/A	PFBS			
PFBS_2	298.9 / 99.0	N/A	PFBS	N/A	0.318	ü
PFHxA_1	313.0 / 269.0	N/A	PFHxA			
PFHxA_2	313.0 / 119.0	N/A	PFHxA	N/A	0.079	ü
PFHpA_1	363.0 / 319.0	N/A	PFHpA			
PFHpA_2	363.0 / 169.0	N/A	PFHpA	N/A	0.021	ü
PFHxS_1	399.0 / 80.0	2.28	PFHxS			
PFHxS_2	399.0 / 99.0	2.28	PFHxS	0.270	0.285	ü
PFOA_1	413.0 / 369.0	N/A	PFOA			
PFOA_2	413.0 / 169.0	N/A	PFOA	N/A	0.062	ü
PFNA_1	463.0 / 419.0	N/A	PFNA			
PFNA_2	463.0 / 219.0	N/A	PFNA	N/A	0.319	ü
PFOS_1	499.0 / 80.0	3.06	PFOS			
PFOS_2	499.0 / 99.0	3.06	PFOS	0.200	0.174	ü
PFDA_1	513.0 / 469.0	N/A	PFDA			
PFDA_2	513.0 / 219.0	N/A	PFDA	N/A	0.045	ü
PFUnA_1	563.0 / 519.0	N/A	PFUnA			
PFUnA_2	563.0 / 269.0	N/A	PFUnA	N/A	0.050	ü
PFDoA_1	613.0 / 569.0	N/A	PFDoA			
PFDoA_2	613.0 / 319.0	N/A	PFDoA	N/A	0.162	ü
PFTrDA_1	663.0 / 619.0	N/A	PFTrDA			
PFTrDA_2	663.0 / 169.0	N/A	PFTrDA	N/A	0.066	ü
PFTeDA_1	713.0 / 669.0	N/A	PFTeDA			
PFTeDA_2	713.0 / 169.0	N/A	PFTeDA	N/A	0.051	ü
NMeFOSAA_1	570.0 / 419.0	N/A	NMeFOSAA			
NMeFOSAA_2	570.0 / 512.0	N/A	NMeFOSAA	N/A	0.558	ü
NEtFOSAA_1	584.0 / 419.0	N/A	NEtFOSAA			
NEtFOSAA_2	584.0 / 483.0	N/A	NEtFOSAA	N/A	0.069	ü

BATTELLE

Summary Ion Ratio Report

Created with Analyst Reporter
Printed: 04/10/2018 8:24:23 PM

Sample Name	J8211-FS(0)	**Injection Vial**	26
Sample ID	VC-PM3009-DW02-0918	**Injection Volume**	10.00
Sample Type	Unknown	**Instrument Name**	QTRAP 5500
Acquisition Date	2018-10-03T01:01:00	**Data File**	18-0567.wiff
Acquisition Method	5-0369.dam	**Result Table**	18-0567_BASE
Sample Comment			

Results Summary

Analyte	MRM Transition	RT	Ratio Group	Calculated Ion ratio	Expected Ion Ratio	Ratio OK
PFBS_1	298.9 / 80.0	1.53	PFBS			
PFBS_2	298.9 / 99.0	1.53	PFBS	0.290	0.318	ü
PFHxA_1	313.0 / 269.0	1.84	PFHxA			
PFHxA_2	313.0 / 119.0	1.84	PFHxA	0.070	0.079	ü
PFHpA_1	363.0 / 319.0	2.25	PFHpA			
PFHpA_2	363.0 / 169.0	2.25	PFHpA	0.020	0.021	ü
PFHxS_1	399.0 / 80.0	2.28	PFHxS			
PFHxS_2	399.0 / 99.0	2.28	PFHxS	0.280	0.285	ü
PFOA_1	413.0 / 369.0	2.66	PFOA			
PFOA_2	413.0 / 169.0	2.66	PFOA	0.080	0.062	ü
PFNA_1	463.0 / 419.0	3.06	PFNA			
PFNA_2	463.0 / 219.0	3.06	PFNA	0.310	0.319	ü
PFOS_1	499.0 / 80.0	3.06	PFOS			
PFOS_2	499.0 / 99.0	3.06	PFOS	0.210	0.174	ü
PFDA_1	513.0 / 469.0	3.41	PFDA			
PFDA_2	513.0 / 219.0	3.41	PFDA	0.030	0.045	ü
PFUnA_1	563.0 / 519.0	3.73	PFUnA			
PFUnA_2	563.0 / 269.0	3.72	PFUnA	0.070	0.050	ü
PFDoA_1	613.0 / 569.0	N/A	PFDoA			
PFDoA_2	613.0 / 319.0	N/A	PFDoA	N/A	0.162	ü
PFTrDA_1	663.0 / 619.0	N/A	PFTrDA			
PFTrDA_2	663.0 / 169.0	N/A	PFTrDA	N/A	0.066	ü
PFTeDA_1	713.0 / 669.0	N/A	PFTeDA			
PFTeDA_2	713.0 / 169.0	N/A	PFTeDA	N/A	0.051	ü
NMeFOSAA_1	570.0 / 419.0	N/A	NMeFOSAA			
NMeFOSAA_2	570.0 / 512.0	N/A	NMeFOSAA	N/A	0.558	ü
NEtFOSAA_1	584.0 / 419.0	N/A	NEtFOSAA			
NEtFOSAA_2	584.0 / 483.0	N/A	NEtFOSAA	N/A	0.069	ü

BATTELLE

Summary Ion Ratio Report

Created with Analyst Reporter
Printed: 04/10/2018 8:24:27 PM

Sample Name	J8211-FS-D(3)	**Injection Vial**	27
Sample ID	VC-PM3009-DW02-0918	**Injection Volume**	10.00
Sample Type	Unknown	**Instrument Name**	QTRAP 5500
Acquisition Date	2018-10-03T01:11:52	**Data File**	18-0567.wiff
Acquisition Method	5-0369.dam	**Result Table**	18-0567_BASE
Sample Comment			

Results Summary

Analyte	MRM Transition	RT	Ratio Group	Calculated Ion ratio	Expected Ion Ratio	Ratio OK
PFBS_1	298.9 / 80.0	N/A	PFBS			
PFBS_2	298.9 / 99.0	N/A	PFBS	N/A	0.318	ü
PFHxA_1	313.0 / 269.0	N/A	PFHxA			
PFHxA_2	313.0 / 119.0	N/A	PFHxA	N/A	0.079	ü
PFHpA_1	363.0 / 319.0	N/A	PFHpA			
PFHpA_2	363.0 / 169.0	N/A	PFHpA	N/A	0.021	ü
PFHxS_1	399.0 / 80.0	2.27	PFHxS			
PFHxS_2	399.0 / 99.0	2.27	PFHxS	0.280	0.285	ü
PFOA_1	413.0 / 369.0	2.66	PFOA			
PFOA_2	413.0 / 169.0	2.66	PFOA	0.070	0.062	ü
PFNA_1	463.0 / 419.0	N/A	PFNA			
PFNA_2	463.0 / 219.0	N/A	PFNA	N/A	0.319	ü
PFOS_1	499.0 / 80.0	3.06	PFOS			
PFOS_2	499.0 / 99.0	3.06	PFOS	0.200	0.174	ü
PFDA_1	513.0 / 469.0	N/A	PFDA			
PFDA_2	513.0 / 219.0	N/A	PFDA	N/A	0.045	ü
PFUnA_1	563.0 / 519.0	N/A	PFUnA			
PFUnA_2	563.0 / 269.0	N/A	PFUnA	N/A	0.050	ü
PFDoA_1	613.0 / 569.0	N/A	PFDoA			
PFDoA_2	613.0 / 319.0	N/A	PFDoA	N/A	0.162	ü
PFTrDA_1	663.0 / 619.0	N/A	PFTrDA			
PFTrDA_2	663.0 / 169.0	N/A	PFTrDA	N/A	0.066	ü
PFTeDA_1	713.0 / 669.0	N/A	PFTeDA			
PFTeDA_2	713.0 / 169.0	N/A	PFTeDA	N/A	0.051	ü
NMeFOSAA_1	570.0 / 419.0	N/A	NMeFOSAA			
NMeFOSAA_2	570.0 / 512.0	N/A	NMeFOSAA	N/A	0.558	ü
NEtFOSAA_1	584.0 / 419.0	N/A	NEtFOSAA			
NEtFOSAA_2	584.0 / 483.0	N/A	NEtFOSAA	N/A	0.069	ü

BATTELLE

Summary Ion Ratio Report

Created with Analyst Reporter
Printed: 04/10/2018 8:24:30 PM

Sample Name	J8211-FS-D(5)	**Injection Vial**	28
Sample ID	VC-PM3009-DW02-0918	**Injection Volume**	10.00
Sample Type	Unknown	**Instrument Name**	QTRAP 5500
Acquisition Date	2018-10-03T01:22:43	**Data File**	18-0567.wiff
Acquisition Method	5-0369.dam	**Result Table**	18-0567_BASE
Sample Comment			

Results Summary

Analyte	MRM Transition	RT	Ratio Group	Calculated Ion ratio	Expected Ion Ratio	Ratio OK
PFBS_1	298.9 / 80.0	N/A	PFBS			
PFBS_2	298.9 / 99.0	N/A	PFBS	N/A	0.318	ü
PFHxA_1	313.0 / 269.0	N/A	PFHxA			
PFHxA_2	313.0 / 119.0	N/A	PFHxA	N/A	0.079	ü
PFHpA_1	363.0 / 319.0	N/A	PFHpA			
PFHpA_2	363.0 / 169.0	N/A	PFHpA	N/A	0.021	ü
PFHxS_1	399.0 / 80.0	N/A	PFHxS			
PFHxS_2	399.0 / 99.0	N/A	PFHxS	N/A	0.285	ü
PFOA_1	413.0 / 369.0	N/A	PFOA			
PFOA_2	413.0 / 169.0	N/A	PFOA	N/A	0.062	ü
PFNA_1	463.0 / 419.0	N/A	PFNA			
PFNA_2	463.0 / 219.0	N/A	PFNA	N/A	0.319	ü
PFOS_1	499.0 / 80.0	3.06	PFOS			
PFOS_2	499.0 / 99.0	3.06	PFOS	0.180	0.174	ü
PFDA_1	513.0 / 469.0	N/A	PFDA			
PFDA_2	513.0 / 219.0	N/A	PFDA	N/A	0.045	ü
PFUnA_1	563.0 / 519.0	N/A	PFUnA			
PFUnA_2	563.0 / 269.0	N/A	PFUnA	N/A	0.050	ü
PFDoA_1	613.0 / 569.0	3.41	PFDoA			
PFDoA_2	613.0 / 319.0	3.64	PFDoA	0.100	0.162	ü
PFTrDA_1	663.0 / 619.0	N/A	PFTrDA			
PFTrDA_2	663.0 / 169.0	N/A	PFTrDA	N/A	0.066	ü
PFTeDA_1	713.0 / 669.0	N/A	PFTeDA			
PFTeDA_2	713.0 / 169.0	N/A	PFTeDA	N/A	0.051	ü
NMeFOSAA_1	570.0 / 419.0	N/A	NMeFOSAA			
NMeFOSAA_2	570.0 / 512.0	N/A	NMeFOSAA	N/A	0.558	ü
NEtFOSAA_1	584.0 / 419.0	N/A	NEtFOSAA			
NEtFOSAA_2	584.0 / 483.0	N/A	NEtFOSAA	N/A	0.069	ü

BATTELLE

Summary Ion Ratio Report

Created with Analyst Reporter
Printed: 04/10/2018 8:24:35 PM

Sample Name	J8212-FS(0)	**Injection Vial**	29
Sample ID	VC-PM3009-DW02P-0918	**Injection Volume**	10.00
Sample Type	Unknown	**Instrument Name**	QTRAP 5500
Acquisition Date	2018-10-03T01:33:35	**Data File**	18-0567.wiff
Acquisition Method	5-0369.dam	**Result Table**	18-0567_BASE
Sample Comment			

Results Summary

Analyte	MRM Transition	RT	Ratio Group	Calculated Ion ratio	Expected Ion Ratio	Ratio OK
PFBS_1	298.9 / 80.0	1.53	PFBS			
PFBS_2	298.9 / 99.0	1.53	PFBS	0.300	0.318	ü
PFHxA_1	313.0 / 269.0	1.85	PFHxA			
PFHxA_2	313.0 / 119.0	1.85	PFHxA	0.070	0.079	ü
PFHpA_1	363.0 / 319.0	2.26	PFHpA			
PFHpA_2	363.0 / 169.0	2.25	PFHpA	0.020	0.021	ü
PFHxS_1	399.0 / 80.0	2.28	PFHxS			
PFHxS_2	399.0 / 99.0	2.28	PFHxS	0.280	0.285	ü
PFOA_1	413.0 / 369.0	2.67	PFOA			
PFOA_2	413.0 / 169.0	2.66	PFOA	0.080	0.062	ü
PFNA_1	463.0 / 419.0	3.06	PFNA			
PFNA_2	463.0 / 219.0	3.06	PFNA	0.330	0.319	ü
PFOS_1	499.0 / 80.0	3.06	PFOS			
PFOS_2	499.0 / 99.0	3.06	PFOS	0.220	0.174	ü
PFDA_1	513.0 / 469.0	3.41	PFDA			
PFDA_2	513.0 / 219.0	3.41	PFDA	0.050	0.045	ü
PFUnA_1	563.0 / 519.0	N/A	PFUnA			
PFUnA_2	563.0 / 269.0	N/A	PFUnA	N/A	0.050	ü
PFDoA_1	613.0 / 569.0	N/A	PFDoA			
PFDoA_2	613.0 / 319.0	N/A	PFDoA	N/A	0.162	ü
PFTrDA_1	663.0 / 619.0	N/A	PFTrDA			
PFTrDA_2	663.0 / 169.0	N/A	PFTrDA	N/A	0.066	ü
PFTeDA_1	713.0 / 669.0	N/A	PFTeDA			
PFTeDA_2	713.0 / 169.0	N/A	PFTeDA	N/A	0.051	ü
NMeFOSAA_1	570.0 / 419.0	N/A	NMeFOSAA			
NMeFOSAA_2	570.0 / 512.0	N/A	NMeFOSAA	N/A	0.558	ü
NEtFOSAA_1	584.0 / 419.0	N/A	NEtFOSAA			
NEtFOSAA_2	584.0 / 483.0	N/A	NEtFOSAA	N/A	0.069	ü

BATTELLE

Summary Ion Ratio Report

Created with Analyst Reporter
Printed: 04/10/2018 8:24:39 PM

Sample Name	J8212-FS-D(3)	**Injection Vial**	30
Sample ID	VC-PM3009-DW02P-0918	**Injection Volume**	10.00
Sample Type	Unknown	**Instrument Name**	QTRAP 5500
Acquisition Date	2018-10-03T01:44:27	**Data File**	18-0567.wiff
Acquisition Method	5-0369.dam	**Result Table**	18-0567_BASE
Sample Comment			

Results Summary

Analyte	MRM Transition	RT	Ratio Group	Calculated Ion ratio	Expected Ion Ratio	Ratio OK
PFBS_1	298.9 / 80.0	N/A	PFBS			
PFBS_2	298.9 / 99.0	N/A	PFBS	N/A	0.318	ü
PFHxA_1	313.0 / 269.0	N/A	PFHxA			
PFHxA_2	313.0 / 119.0	N/A	PFHxA	N/A	0.079	ü
PFHpA_1	363.0 / 319.0	N/A	PFHpA			
PFHpA_2	363.0 / 169.0	N/A	PFHpA	N/A	0.021	ü
PFHxS_1	399.0 / 80.0	2.27	PFHxS			
PFHxS_2	399.0 / 99.0	2.27	PFHxS	0.280	0.285	ü
PFOA_1	413.0 / 369.0	2.66	PFOA			
PFOA_2	413.0 / 169.0	2.66	PFOA	0.070	0.062	ü
PFNA_1	463.0 / 419.0	N/A	PFNA			
PFNA_2	463.0 / 219.0	N/A	PFNA	N/A	0.319	ü
PFOS_1	499.0 / 80.0	3.06	PFOS			
PFOS_2	499.0 / 99.0	3.06	PFOS	0.200	0.174	ü
PFDA_1	513.0 / 469.0	N/A	PFDA			
PFDA_2	513.0 / 219.0	N/A	PFDA	N/A	0.045	ü
PFUnA_1	563.0 / 519.0	N/A	PFUnA			
PFUnA_2	563.0 / 269.0	N/A	PFUnA	N/A	0.050	ü
PFDoA_1	613.0 / 569.0	N/A	PFDoA			
PFDoA_2	613.0 / 319.0	N/A	PFDoA	N/A	0.162	ü
PFTrDA_1	663.0 / 619.0	N/A	PFTrDA			
PFTrDA_2	663.0 / 169.0	N/A	PFTrDA	N/A	0.066	ü
PFTeDA_1	713.0 / 669.0	N/A	PFTeDA			
PFTeDA_2	713.0 / 169.0	N/A	PFTeDA	N/A	0.051	ü
NMeFOSAA_1	570.0 / 419.0	N/A	NMeFOSAA			
NMeFOSAA_2	570.0 / 512.0	N/A	NMeFOSAA	N/A	0.558	ü
NEtFOSAA_1	584.0 / 419.0	N/A	NEtFOSAA			
NEtFOSAA_2	584.0 / 483.0	N/A	NEtFOSAA	N/A	0.069	ü

BATTELLE

Summary Ion Ratio Report

Created with Analyst Reporter
Printed: 04/10/2018 8:24:44 PM

Sample Name	J8212-FS-D(5)	**Injection Vial**	31
Sample ID	VC-PM3009-DW02P-0918	**Injection Volume**	10.00
Sample Type	Unknown	**Instrument Name**	QTRAP 5500
Acquisition Date	2018-10-03T01:55:19	**Data File**	18-0567.wiff
Acquisition Method	5-0369.dam	**Result Table**	18-0567_BASE
Sample Comment			

Results Summary

Analyte	MRM Transition	RT	Ratio Group	Calculated Ion ratio	Expected Ion Ratio	Ratio OK
PFBS_1	298.9 / 80.0	N/A	PFBS			
PFBS_2	298.9 / 99.0	N/A	PFBS	N/A	0.318	ü
PFHxA_1	313.0 / 269.0	N/A	PFHxA			
PFHxA_2	313.0 / 119.0	N/A	PFHxA	N/A	0.079	ü
PFHpA_1	363.0 / 319.0	N/A	PFHpA			
PFHpA_2	363.0 / 169.0	N/A	PFHpA	N/A	0.021	ü
PFHxS_1	399.0 / 80.0	N/A	PFHxS			
PFHxS_2	399.0 / 99.0	N/A	PFHxS	N/A	0.285	ü
PFOA_1	413.0 / 369.0	N/A	PFOA			
PFOA_2	413.0 / 169.0	N/A	PFOA	N/A	0.062	ü
PFNA_1	463.0 / 419.0	N/A	PFNA			
PFNA_2	463.0 / 219.0	N/A	PFNA	N/A	0.319	ü
PFOS_1	499.0 / 80.0	3.06	PFOS			
PFOS_2	499.0 / 99.0	3.06	PFOS	0.180	0.174	ü
PFDA_1	513.0 / 469.0	N/A	PFDA			
PFDA_2	513.0 / 219.0	N/A	PFDA	N/A	0.045	ü
PFUnA_1	563.0 / 519.0	N/A	PFUnA			
PFUnA_2	563.0 / 269.0	N/A	PFUnA	N/A	0.050	ü
PFDoA_1	613.0 / 569.0	N/A	PFDoA			
PFDoA_2	613.0 / 319.0	N/A	PFDoA	N/A	0.162	ü
PFTrDA_1	663.0 / 619.0	N/A	PFTrDA			
PFTrDA_2	663.0 / 169.0	N/A	PFTrDA	N/A	0.066	ü
PFTeDA_1	713.0 / 669.0	N/A	PFTeDA			
PFTeDA_2	713.0 / 169.0	N/A	PFTeDA	N/A	0.051	ü
NMeFOSAA_1	570.0 / 419.0	N/A	NMeFOSAA			
NMeFOSAA_2	570.0 / 512.0	N/A	NMeFOSAA	N/A	0.558	ü
NEtFOSAA_1	584.0 / 419.0	N/A	NEtFOSAA			
NEtFOSAA_2	584.0 / 483.0	N/A	NEtFOSAA	N/A	0.069	ü

BATTELLE

Summary Ion Ratio Report

Created with Analyst Reporter
Printed: 04/10/2018 8:24:48 PM

Sample Name	J8214-FS(0)	**Injection Vial**	32
Sample ID	VC-PM372-DW01-0918	**Injection Volume**	10.00
Sample Type	Unknown	**Instrument Name**	QTRAP 5500
Acquisition Date	2018-10-03T02:06:11	**Data File**	18-0567.wiff
Acquisition Method	5-0369.dam	**Result Table**	18-0567_BASE
Sample Comment			

Results Summary

Analyte	MRM Transition	RT	Ratio Group	Calculated Ion ratio	Expected Ion Ratio	Ratio OK
PFBS_1	298.9 / 80.0	1.52	PFBS			
PFBS_2	298.9 / 99.0	1.52	PFBS	0.250	0.318	ü
PFHxA_1	313.0 / 269.0	1.83	PFHxA			
PFHxA_2	313.0 / 119.0	1.83	PFHxA	0.060	0.079	ü
PFHpA_1	363.0 / 319.0	2.24	PFHpA			
PFHpA_2	363.0 / 169.0	2.22	PFHpA	0.020	0.021	ü
PFHxS_1	399.0 / 80.0	2.27	PFHxS			
PFHxS_2	399.0 / 99.0	2.27	PFHxS	0.320	0.285	ü
PFOA_1	413.0 / 369.0	2.65	PFOA			
PFOA_2	413.0 / 169.0	2.65	PFOA	0.060	0.062	ü
PFNA_1	463.0 / 419.0	3.05	PFNA			
PFNA_2	463.0 / 219.0	3.05	PFNA	0.360	0.319	ü
PFOS_1	499.0 / 80.0	2.96	PFOS			
PFOS_2	499.0 / 99.0	3.05	PFOS	0.150	0.174	ü
PFDA_1	513.0 / 469.0	3.40	PFDA			
PFDA_2	513.0 / 219.0	3.39	PFDA	0.050	0.045	ü
PFUnA_1	563.0 / 519.0	N/A	PFUnA			
PFUnA_2	563.0 / 269.0	N/A	PFUnA	N/A	0.050	ü
PFDoA_1	613.0 / 569.0	N/A	PFDoA			
PFDoA_2	613.0 / 319.0	N/A	PFDoA	N/A	0.162	ü
PFTrDA_1	663.0 / 619.0	N/A	PFTrDA			
PFTrDA_2	663.0 / 169.0	N/A	PFTrDA	N/A	0.066	ü
PFTeDA_1	713.0 / 669.0	N/A	PFTeDA			
PFTeDA_2	713.0 / 169.0	N/A	PFTeDA	N/A	0.051	ü
NMeFOSAA_1	570.0 / 419.0	N/A	NMeFOSAA			
NMeFOSAA_2	570.0 / 512.0	N/A	NMeFOSAA	N/A	0.558	ü
NEtFOSAA_1	584.0 / 419.0	N/A	NEtFOSAA			
NEtFOSAA_2	584.0 / 483.0	N/A	NEtFOSAA	N/A	0.069	ü

BATTELLE

Summary Ion Ratio Report

Created with Analyst Reporter
Printed: 04/10/2018 8:24:53 PM

Sample Name	J8214-FS-D(3)	**Injection Vial**	33
Sample ID	VC-PM372-DW01-0918	**Injection Volume**	10.00
Sample Type	Unknown	**Instrument Name**	QTRAP 5500
Acquisition Date	2018-10-03T02:17:04	**Data File**	18-0567.wiff
Acquisition Method	5-0369.dam	**Result Table**	18-0567_BASE
Sample Comment			

Results Summary

Analyte	MRM Transition	RT	Ratio Group	Calculated Ion ratio	Expected Ion Ratio	Ratio OK
PFBS_1	298.9 / 80.0	N/A	PFBS			
PFBS_2	298.9 / 99.0	N/A	PFBS	N/A	0.318	ü
PFHxA_1	313.0 / 269.0	1.84	PFHxA			
PFHxA_2	313.0 / 119.0	1.85	PFHxA	0.060	0.079	ü
PFHpA_1	363.0 / 319.0	N/A	PFHpA			
PFHpA_2	363.0 / 169.0	N/A	PFHpA	N/A	0.021	ü
PFHxS_1	399.0 / 80.0	2.28	PFHxS			
PFHxS_2	399.0 / 99.0	2.28	PFHxS	0.300	0.285	ü
PFOA_1	413.0 / 369.0	2.66	PFOA			
PFOA_2	413.0 / 169.0	2.66	PFOA	0.060	0.062	ü
PFNA_1	463.0 / 419.0	N/A	PFNA			
PFNA_2	463.0 / 219.0	N/A	PFNA	N/A	0.319	ü
PFOS_1	499.0 / 80.0	2.97	PFOS			
PFOS_2	499.0 / 99.0	3.06	PFOS	0.140	0.174	ü
PFDA_1	513.0 / 469.0	N/A	PFDA			
PFDA_2	513.0 / 219.0	N/A	PFDA	N/A	0.045	ü
PFUnA_1	563.0 / 519.0	N/A	PFUnA			
PFUnA_2	563.0 / 269.0	N/A	PFUnA	N/A	0.050	ü
PFDoA_1	613.0 / 569.0	N/A	PFDoA			
PFDoA_2	613.0 / 319.0	N/A	PFDoA	N/A	0.162	ü
PFTrDA_1	663.0 / 619.0	N/A	PFTrDA			
PFTrDA_2	663.0 / 169.0	N/A	PFTrDA	N/A	0.066	ü
PFTeDA_1	713.0 / 669.0	N/A	PFTeDA			
PFTeDA_2	713.0 / 169.0	N/A	PFTeDA	N/A	0.051	ü
NMeFOSAA_1	570.0 / 419.0	N/A	NMeFOSAA			
NMeFOSAA_2	570.0 / 512.0	N/A	NMeFOSAA	N/A	0.558	ü
NEtFOSAA_1	584.0 / 419.0	N/A	NEtFOSAA			
NEtFOSAA_2	584.0 / 483.0	N/A	NEtFOSAA	N/A	0.069	ü

BATTELLE

Summary Ion Ratio Report

Created with Analyst Reporter
Printed: 04/10/2018 8:24:58 PM

Sample Name	J8214-FS-D(5)	**Injection Vial**	34
Sample ID	VC-PM372-DW01-0918	**Injection Volume**	10.00
Sample Type	Unknown	**Instrument Name**	QTRAP 5500
Acquisition Date	2018-10-03T02:27:55	**Data File**	18-0567.wiff
Acquisition Method	5-0369.dam	**Result Table**	18-0567_BASE
Sample Comment			

Results Summary

Analyte	MRM Transition	RT	Ratio Group	Calculated Ion ratio	Expected Ion Ratio	Ratio OK
PFBS_1	298.9 / 80.0	N/A	PFBS			
PFBS_2	298.9 / 99.0	N/A	PFBS	N/A	0.318	ü
PFHxA_1	313.0 / 269.0	1.85	PFHxA			
PFHxA_2	313.0 / 119.0	1.85	PFHxA	0.060	0.079	ü
PFHpA_1	363.0 / 319.0	N/A	PFHpA			
PFHpA_2	363.0 / 169.0	N/A	PFHpA	N/A	0.021	ü
PFHxS_1	399.0 / 80.0	2.28	PFHxS			
PFHxS_2	399.0 / 99.0	2.28	PFHxS	0.280	0.285	ü
PFOA_1	413.0 / 369.0	N/A	PFOA			
PFOA_2	413.0 / 169.0	N/A	PFOA	N/A	0.062	ü
PFNA_1	463.0 / 419.0	N/A	PFNA			
PFNA_2	463.0 / 219.0	N/A	PFNA	N/A	0.319	ü
PFOS_1	499.0 / 80.0	2.98	PFOS			
PFOS_2	499.0 / 99.0	3.06	PFOS	0.150	0.174	ü
PFDA_1	513.0 / 469.0	N/A	PFDA			
PFDA_2	513.0 / 219.0	N/A	PFDA	N/A	0.045	ü
PFUnA_1	563.0 / 519.0	N/A	PFUnA			
PFUnA_2	563.0 / 269.0	N/A	PFUnA	N/A	0.050	ü
PFDoA_1	613.0 / 569.0	N/A	PFDoA			
PFDoA_2	613.0 / 319.0	N/A	PFDoA	N/A	0.162	ü
PFTrDA_1	663.0 / 619.0	N/A	PFTrDA			
PFTrDA_2	663.0 / 169.0	N/A	PFTrDA	N/A	0.066	ü
PFTeDA_1	713.0 / 669.0	N/A	PFTeDA			
PFTeDA_2	713.0 / 169.0	N/A	PFTeDA	N/A	0.051	ü
NMeFOSAA_1	570.0 / 419.0	N/A	NMeFOSAA			
NMeFOSAA_2	570.0 / 512.0	N/A	NMeFOSAA	N/A	0.558	ü
NEtFOSAA_1	584.0 / 419.0	N/A	NEtFOSAA			
NEtFOSAA_2	584.0 / 483.0	N/A	NEtFOSAA	N/A	0.069	ü

BATTELLE

Summary Ion Ratio Report

Created with Analyst Reporter
Printed: 04/10/2018 8:25:02 PM

Sample Name	J8215-FS(0)	**Injection Vial**	38
Sample ID	VC-PM372-DW02-0918	**Injection Volume**	10.00
Sample Type	Unknown	**Instrument Name**	QTRAP 5500
Acquisition Date	2018-10-03T03:11:23	**Data File**	18-0567.wiff
Acquisition Method	5-0369.dam	**Result Table**	18-0567_BASE
Sample Comment			

Results Summary

Analyte	MRM Transition	RT	Ratio Group	Calculated Ion ratio	Expected Ion Ratio	Ratio OK
PFBS_1	298.9 / 80.0	1.52	PFBS			
PFBS_2	298.9 / 99.0	1.52	PFBS	0.270	0.318	ü
PFHxA_1	313.0 / 269.0	1.83	PFHxA			
PFHxA_2	313.0 / 119.0	1.84	PFHxA	0.060	0.079	ü
PFHpA_1	363.0 / 319.0	2.24	PFHpA			
PFHpA_2	363.0 / 169.0	2.23	PFHpA	0.020	0.021	ü
PFHxS_1	399.0 / 80.0	2.27	PFHxS			
PFHxS_2	399.0 / 99.0	2.27	PFHxS	0.330	0.285	ü
PFOA_1	413.0 / 369.0	2.65	PFOA			
PFOA_2	413.0 / 169.0	2.64	PFOA	0.060	0.062	ü
PFNA_1	463.0 / 419.0	3.05	PFNA			
PFNA_2	463.0 / 219.0	3.05	PFNA	0.360	0.319	ü
PFOS_1	499.0 / 80.0	3.00	PFOS			
PFOS_2	499.0 / 99.0	3.05	PFOS	0.150	0.174	ü
PFDA_1	513.0 / 469.0	3.41	PFDA			
PFDA_2	513.0 / 219.0	3.41	PFDA	0.050	0.045	ü
PFUnA_1	563.0 / 519.0	N/A	PFUnA			
PFUnA_2	563.0 / 269.0	N/A	PFUnA	N/A	0.050	ü
PFDoA_1	613.0 / 569.0	N/A	PFDoA			
PFDoA_2	613.0 / 319.0	N/A	PFDoA	N/A	0.162	ü
PFTrDA_1	663.0 / 619.0	N/A	PFTrDA			
PFTrDA_2	663.0 / 169.0	N/A	PFTrDA	N/A	0.066	ü
PFTeDA_1	713.0 / 669.0	N/A	PFTeDA			
PFTeDA_2	713.0 / 169.0	N/A	PFTeDA	N/A	0.051	ü
NMeFOSAA_1	570.0 / 419.0	N/A	NMeFOSAA			
NMeFOSAA_2	570.0 / 512.0	N/A	NMeFOSAA	N/A	0.558	ü
NEtFOSAA_1	584.0 / 419.0	N/A	NEtFOSAA			
NEtFOSAA_2	584.0 / 483.0	N/A	NEtFOSAA	N/A	0.069	ü

BATTELLE

Summary Ion Ratio Report

Created with Analyst Reporter
Printed: 04/10/2018 8:25:06 PM

Sample Name	J8215-FS-D(3)	**Injection Vial**	39
Sample ID	VC-PM372-DW02-0918	**Injection Volume**	10.00
Sample Type	Unknown	**Instrument Name**	QTRAP 5500
Acquisition Date	2018-10-03T03:22:15	**Data File**	18-0567.wiff
Acquisition Method	5-0369.dam	**Result Table**	18-0567_BASE
Sample Comment			

Results Summary

Analyte	MRM Transition	RT	Ratio Group	Calculated Ion ratio	Expected Ion Ratio	Ratio OK
PFBS_1	298.9 / 80.0	1.52	PFBS			
PFBS_2	298.9 / 99.0	1.52	PFBS	0.280	0.318	ü
PFHxA_1	313.0 / 269.0	1.84	PFHxA			
PFHxA_2	313.0 / 119.0	1.84	PFHxA	0.060	0.079	ü
PFHpA_1	363.0 / 319.0	N/A	PFHpA			
PFHpA_2	363.0 / 169.0	N/A	PFHpA	N/A	0.021	ü
PFHxS_1	399.0 / 80.0	2.27	PFHxS			
PFHxS_2	399.0 / 99.0	2.27	PFHxS	0.300	0.285	ü
PFOA_1	413.0 / 369.0	N/A	PFOA			
PFOA_2	413.0 / 169.0	N/A	PFOA	N/A	0.062	ü
PFNA_1	463.0 / 419.0	N/A	PFNA			
PFNA_2	463.0 / 219.0	N/A	PFNA	N/A	0.319	ü
PFOS_1	499.0 / 80.0	3.01	PFOS			
PFOS_2	499.0 / 99.0	3.06	PFOS	0.140	0.174	ü
PFDA_1	513.0 / 469.0	N/A	PFDA			
PFDA_2	513.0 / 219.0	N/A	PFDA	N/A	0.045	ü
PFUnA_1	563.0 / 519.0	N/A	PFUnA			
PFUnA_2	563.0 / 269.0	N/A	PFUnA	N/A	0.050	ü
PFDoA_1	613.0 / 569.0	N/A	PFDoA			
PFDoA_2	613.0 / 319.0	N/A	PFDoA	N/A	0.162	ü
PFTrDA_1	663.0 / 619.0	N/A	PFTrDA			
PFTrDA_2	663.0 / 169.0	N/A	PFTrDA	N/A	0.066	ü
PFTeDA_1	713.0 / 669.0	N/A	PFTeDA			
PFTeDA_2	713.0 / 169.0	N/A	PFTeDA	N/A	0.051	ü
NMeFOSAA_1	570.0 / 419.0	N/A	NMeFOSAA			
NMeFOSAA_2	570.0 / 512.0	N/A	NMeFOSAA	N/A	0.558	ü
NEtFOSAA_1	584.0 / 419.0	N/A	NEtFOSAA			
NEtFOSAA_2	584.0 / 483.0	N/A	NEtFOSAA	N/A	0.069	ü

BATTELLE

Summary Ion Ratio Report

Created with Analyst Reporter
Printed: 04/10/2018 8:25:11 PM

Sample Name	J8215-FS-D(5)	**Injection Vial**	40
Sample ID	VC-PM372-DW02-0918	**Injection Volume**	10.00
Sample Type	Unknown	**Instrument Name**	QTRAP 5500
Acquisition Date	2018-10-03T03:33:07	**Data File**	18-0567.wiff
Acquisition Method	5-0369.dam	**Result Table**	18-0567_BASE
Sample Comment			

Results Summary

Analyte	MRM Transition	RT	Ratio Group	Calculated Ion ratio	Expected Ion Ratio	Ratio OK
PFBS_1	298.9 / 80.0	1.53	PFBS			
PFBS_2	298.9 / 99.0	1.53	PFBS	0.300	0.318	ü
PFHxA_1	313.0 / 269.0	N/A	PFHxA			
PFHxA_2	313.0 / 119.0	N/A	PFHxA	N/A	0.079	ü
PFHpA_1	363.0 / 319.0	N/A	PFHpA			
PFHpA_2	363.0 / 169.0	N/A	PFHpA	N/A	0.021	ü
PFHxS_1	399.0 / 80.0	2.28	PFHxS			
PFHxS_2	399.0 / 99.0	2.28	PFHxS	0.290	0.285	ü
PFOA_1	413.0 / 369.0	N/A	PFOA			
PFOA_2	413.0 / 169.0	N/A	PFOA	N/A	0.062	ü
PFNA_1	463.0 / 419.0	N/A	PFNA			
PFNA_2	463.0 / 219.0	N/A	PFNA	N/A	0.319	ü
PFOS_1	499.0 / 80.0	N/A	PFOS			
PFOS_2	499.0 / 99.0	N/A	PFOS	N/A	0.174	ü
PFDA_1	513.0 / 469.0	N/A	PFDA			
PFDA_2	513.0 / 219.0	N/A	PFDA	N/A	0.045	ü
PFUnA_1	563.0 / 519.0	N/A	PFUnA			
PFUnA_2	563.0 / 269.0	N/A	PFUnA	N/A	0.050	ü
PFDoA_1	613.0 / 569.0	N/A	PFDoA			
PFDoA_2	613.0 / 319.0	N/A	PFDoA	N/A	0.162	ü
PFTrDA_1	663.0 / 619.0	N/A	PFTrDA			
PFTrDA_2	663.0 / 169.0	N/A	PFTrDA	N/A	0.066	ü
PFTeDA_1	713.0 / 669.0	N/A	PFTeDA			
PFTeDA_2	713.0 / 169.0	N/A	PFTeDA	N/A	0.051	ü
NMeFOSAA_1	570.0 / 419.0	N/A	NMeFOSAA			
NMeFOSAA_2	570.0 / 512.0	N/A	NMeFOSAA	N/A	0.558	ü
NEtFOSAA_1	584.0 / 419.0	N/A	NEtFOSAA			
NEtFOSAA_2	584.0 / 483.0	N/A	NEtFOSAA	N/A	0.069	ü

BATTELLE

Summary Ion Ratio Report

Created with Analyst Reporter
Printed: 04/10/2018 8:25:15 PM

Sample Name	J8215-FS-D(7)	**Injection Vial**	41
Sample ID	VC-PM372-DW02-0918	**Injection Volume**	10.00
Sample Type	Unknown	**Instrument Name**	QTRAP 5500
Acquisition Date	2018-10-03T03:43:59	**Data File**	18-0567.wiff
Acquisition Method	5-0369.dam	**Result Table**	18-0567_BASE
Sample Comment			

Results Summary

Analyte	MRM Transition	RT	Ratio Group	Calculated Ion ratio	Expected Ion Ratio	Ratio OK
PFBS_1	298.9 / 80.0	N/A	PFBS			
PFBS_2	298.9 / 99.0	N/A	PFBS	N/A	0.318	ü
PFHxA_1	313.0 / 269.0	N/A	PFHxA			
PFHxA_2	313.0 / 119.0	N/A	PFHxA	N/A	0.079	ü
PFHpA_1	363.0 / 319.0	N/A	PFHpA			
PFHpA_2	363.0 / 169.0	N/A	PFHpA	N/A	0.021	ü
PFHxS_1	399.0 / 80.0	N/A	PFHxS			
PFHxS_2	399.0 / 99.0	N/A	PFHxS	N/A	0.285	ü
PFOA_1	413.0 / 369.0	N/A	PFOA			
PFOA_2	413.0 / 169.0	N/A	PFOA	N/A	0.062	ü
PFNA_1	463.0 / 419.0	N/A	PFNA			
PFNA_2	463.0 / 219.0	N/A	PFNA	N/A	0.319	ü
PFOS_1	499.0 / 80.0	N/A	PFOS			
PFOS_2	499.0 / 99.0	N/A	PFOS	N/A	0.174	ü
PFDA_1	513.0 / 469.0	N/A	PFDA			
PFDA_2	513.0 / 219.0	N/A	PFDA	N/A	0.045	ü
PFUnA_1	563.0 / 519.0	N/A	PFUnA			
PFUnA_2	563.0 / 269.0	N/A	PFUnA	N/A	0.050	ü
PFDoA_1	613.0 / 569.0	N/A	PFDoA			
PFDoA_2	613.0 / 319.0	N/A	PFDoA	N/A	0.162	ü
PFTrDA_1	663.0 / 619.0	N/A	PFTrDA			
PFTrDA_2	663.0 / 169.0	N/A	PFTrDA	N/A	0.066	ü
PFTeDA_1	713.0 / 669.0	N/A	PFTeDA			
PFTeDA_2	713.0 / 169.0	N/A	PFTeDA	N/A	0.051	ü
NMeFOSAA_1	570.0 / 419.0	N/A	NMeFOSAA			
NMeFOSAA_2	570.0 / 512.0	N/A	NMeFOSAA	N/A	0.558	ü
NEtFOSAA_1	584.0 / 419.0	N/A	NEtFOSAA			
NEtFOSAA_2	584.0 / 483.0	N/A	NEtFOSAA	N/A	0.069	ü

BATTELLE

Summary Ion Ratio Report

Created with Analyst Reporter
Printed: 04/10/2018 8:25:20 PM

Sample Name	J8216-FS(0)	**Injection Vial**	42
Sample ID	VC-PM372-DW02P-0918	**Injection Volume**	10.00
Sample Type	Unknown	**Instrument Name**	QTRAP 5500
Acquisition Date	2018-10-03T03:54:50	**Data File**	18-0567.wiff
Acquisition Method	5-0369.dam	**Result Table**	18-0567_BASE
Sample Comment			

Results Summary

Analyte	MRM Transition	RT	Ratio Group	Calculated Ion ratio	Expected Ion Ratio	Ratio OK
PFBS_1	298.9 / 80.0	1.53	PFBS			
PFBS_2	298.9 / 99.0	1.53	PFBS	0.290	0.318	ü
PFHxA_1	313.0 / 269.0	1.84	PFHxA			
PFHxA_2	313.0 / 119.0	1.84	PFHxA	0.070	0.079	ü
PFHpA_1	363.0 / 319.0	2.25	PFHpA			
PFHpA_2	363.0 / 169.0	2.22	PFHpA	0.020	0.021	ü
PFHxS_1	399.0 / 80.0	2.28	PFHxS			
PFHxS_2	399.0 / 99.0	2.27	PFHxS	0.340	0.285	ü
PFOA_1	413.0 / 369.0	2.66	PFOA			
PFOA_2	413.0 / 169.0	2.66	PFOA	0.050	0.062	ü
PFNA_1	463.0 / 419.0	3.06	PFNA			
PFNA_2	463.0 / 219.0	3.06	PFNA	0.340	0.319	ü
PFOS_1	499.0 / 80.0	3.03	PFOS			
PFOS_2	499.0 / 99.0	3.06	PFOS	0.110	0.174	ü
PFDA_1	513.0 / 469.0	3.41	PFDA			
PFDA_2	513.0 / 219.0	3.41	PFDA	0.060	0.045	ü
PFUnA_1	563.0 / 519.0	N/A	PFUnA			
PFUnA_2	563.0 / 269.0	N/A	PFUnA	N/A	0.050	ü
PFDoA_1	613.0 / 569.0	N/A	PFDoA			
PFDoA_2	613.0 / 319.0	N/A	PFDoA	N/A	0.162	ü
PFTrDA_1	663.0 / 619.0	N/A	PFTrDA			
PFTrDA_2	663.0 / 169.0	N/A	PFTrDA	N/A	0.066	ü
PFTeDA_1	713.0 / 669.0	N/A	PFTeDA			
PFTeDA_2	713.0 / 169.0	N/A	PFTeDA	N/A	0.051	ü
NMeFOSAA_1	570.0 / 419.0	N/A	NMeFOSAA			
NMeFOSAA_2	570.0 / 512.0	N/A	NMeFOSAA	N/A	0.558	ü
NEtFOSAA_1	584.0 / 419.0	N/A	NEtFOSAA			
NEtFOSAA_2	584.0 / 483.0	N/A	NEtFOSAA	N/A	0.069	ü

BATTELLE

Summary Ion Ratio Report

Created with Analyst Reporter
Printed: 04/10/2018 8:25:24 PM

Sample Name	J8216-FS-D(3)	**Injection Vial**	43
Sample ID	VC-PM372-DW02P-0918	**Injection Volume**	10.00
Sample Type	Unknown	**Instrument Name**	QTRAP 5500
Acquisition Date	2018-10-03T04:05:42	**Data File**	18-0567.wiff
Acquisition Method	5-0369.dam	**Result Table**	18-0567_BASE
Sample Comment			

Results Summary

Analyte	MRM Transition	RT	Ratio Group	Calculated Ion ratio	Expected Ion Ratio	Ratio OK
PFBS_1	298.9 / 80.0	1.53	PFBS			
PFBS_2	298.9 / 99.0	1.53	PFBS	0.290	0.318	ü
PFHxA_1	313.0 / 269.0	1.84	PFHxA			
PFHxA_2	313.0 / 119.0	1.84	PFHxA	0.060	0.079	ü
PFHpA_1	363.0 / 319.0	N/A	PFHpA			
PFHpA_2	363.0 / 169.0	N/A	PFHpA	N/A	0.021	ü
PFHxS_1	399.0 / 80.0	2.27	PFHxS			
PFHxS_2	399.0 / 99.0	2.27	PFHxS	0.290	0.285	ü
PFOA_1	413.0 / 369.0	N/A	PFOA			
PFOA_2	413.0 / 169.0	N/A	PFOA	N/A	0.062	ü
PFNA_1	463.0 / 419.0	N/A	PFNA			
PFNA_2	463.0 / 219.0	N/A	PFNA	N/A	0.319	ü
PFOS_1	499.0 / 80.0	3.01	PFOS			
PFOS_2	499.0 / 99.0	3.05	PFOS	0.150	0.174	ü
PFDA_1	513.0 / 469.0	N/A	PFDA			
PFDA_2	513.0 / 219.0	N/A	PFDA	N/A	0.045	ü
PFUnA_1	563.0 / 519.0	N/A	PFUnA			
PFUnA_2	563.0 / 269.0	N/A	PFUnA	N/A	0.050	ü
PFDoA_1	613.0 / 569.0	N/A	PFDoA			
PFDoA_2	613.0 / 319.0	N/A	PFDoA	N/A	0.162	ü
PFTrDA_1	663.0 / 619.0	N/A	PFTrDA			
PFTrDA_2	663.0 / 169.0	N/A	PFTrDA	N/A	0.066	ü
PFTeDA_1	713.0 / 669.0	N/A	PFTeDA			
PFTeDA_2	713.0 / 169.0	N/A	PFTeDA	N/A	0.051	ü
NMeFOSAA_1	570.0 / 419.0	N/A	NMeFOSAA			
NMeFOSAA_2	570.0 / 512.0	N/A	NMeFOSAA	N/A	0.558	ü
NEtFOSAA_1	584.0 / 419.0	N/A	NEtFOSAA			
NEtFOSAA_2	584.0 / 483.0	N/A	NEtFOSAA	N/A	0.069	ü

BATTELLE

Summary Ion Ratio Report

Created with Analyst Reporter
Printed: 04/10/2018 8:25:28 PM

Sample Name	J8216-FS-D(5)	**Injection Vial**	44
Sample ID	VC-PM372-DW02P-0918	**Injection Volume**	10.00
Sample Type	Unknown	**Instrument Name**	QTRAP 5500
Acquisition Date	2018-10-03T04:16:33	**Data File**	18-0567.wiff
Acquisition Method	5-0369.dam	**Result Table**	18-0567_BASE
Sample Comment			

Results Summary

Analyte	MRM Transition	RT	Ratio Group	Calculated Ion ratio	Expected Ion Ratio	Ratio OK
PFBS_1	298.9 / 80.0	N/A	PFBS			
PFBS_2	298.9 / 99.0	N/A	PFBS	N/A	0.318	ü
PFHxA_1	313.0 / 269.0	N/A	PFHxA			
PFHxA_2	313.0 / 119.0	N/A	PFHxA	N/A	0.079	ü
PFHpA_1	363.0 / 319.0	N/A	PFHpA			
PFHpA_2	363.0 / 169.0	N/A	PFHpA	N/A	0.021	ü
PFHxS_1	399.0 / 80.0	2.28	PFHxS			
PFHxS_2	399.0 / 99.0	2.28	PFHxS	0.290	0.285	ü
PFOA_1	413.0 / 369.0	N/A	PFOA			
PFOA_2	413.0 / 169.0	N/A	PFOA	N/A	0.062	ü
PFNA_1	463.0 / 419.0	N/A	PFNA			
PFNA_2	463.0 / 219.0	N/A	PFNA	N/A	0.319	ü
PFOS_1	499.0 / 80.0	N/A	PFOS			
PFOS_2	499.0 / 99.0	N/A	PFOS	N/A	0.174	ü
PFDA_1	513.0 / 469.0	N/A	PFDA			
PFDA_2	513.0 / 219.0	N/A	PFDA	N/A	0.045	ü
PFUnA_1	563.0 / 519.0	N/A	PFUnA			
PFUnA_2	563.0 / 269.0	N/A	PFUnA	N/A	0.050	ü
PFDoA_1	613.0 / 569.0	N/A	PFDoA			
PFDoA_2	613.0 / 319.0	N/A	PFDoA	N/A	0.162	ü
PFTrDA_1	663.0 / 619.0	N/A	PFTrDA			
PFTrDA_2	663.0 / 169.0	N/A	PFTrDA	N/A	0.066	ü
PFTeDA_1	713.0 / 669.0	N/A	PFTeDA			
PFTeDA_2	713.0 / 169.0	N/A	PFTeDA	N/A	0.051	ü
NMeFOSAA_1	570.0 / 419.0	N/A	NMeFOSAA			
NMeFOSAA_2	570.0 / 512.0	N/A	NMeFOSAA	N/A	0.558	ü
NEtFOSAA_1	584.0 / 419.0	N/A	NEtFOSAA			
NEtFOSAA_2	584.0 / 483.0	N/A	NEtFOSAA	N/A	0.069	ü

BATTELLE

Summary Ion Ratio Report

Created with Analyst Reporter
Printed: 04/10/2018 8:25:33 PM

Sample Name	J8241-FS(0)	**Injection Vial**	48
Sample ID	VC-PM649-DW01-0918	**Injection Volume**	10.00
Sample Type	Unknown	**Instrument Name**	QTRAP 5500
Acquisition Date	2018-10-03T05:00:03	**Data File**	18-0567.wiff
Acquisition Method	5-0369.dam	**Result Table**	18-0567_BASE
Sample Comment			

Results Summary

Analyte	MRM Transition	RT	Ratio Group	Calculated Ion ratio	Expected Ion Ratio	Ratio OK
PFBS_1	298.9 / 80.0	1.53	PFBS			
PFBS_2	298.9 / 99.0	1.53	PFBS	0.310	0.318	ü
PFHxA_1	313.0 / 269.0	1.83	PFHxA			
PFHxA_2	313.0 / 119.0	1.85	PFHxA	0.160	0.079	
PFHpA_1	363.0 / 319.0	2.25	PFHpA			
PFHpA_2	363.0 / 169.0	2.24	PFHpA	0.020	0.021	ü
PFHxS_1	399.0 / 80.0	2.23	PFHxS			
PFHxS_2	399.0 / 99.0	2.28	PFHxS	0.700	0.285	
PFOA_1	413.0 / 369.0	2.65	PFOA			
PFOA_2	413.0 / 169.0	2.65	PFOA	0.100	0.062	
PFNA_1	463.0 / 419.0	3.06	PFNA			
PFNA_2	463.0 / 219.0	3.06	PFNA	0.360	0.319	ü
PFOS_1	499.0 / 80.0	2.95	PFOS			
PFOS_2	499.0 / 99.0	3.05	PFOS	0.440	0.174	
PFDA_1	513.0 / 469.0	3.40	PFDA			
PFDA_2	513.0 / 219.0	3.26	PFDA	0.250	0.045	
PFUnA_1	563.0 / 519.0	N/A	PFUnA			
PFUnA_2	563.0 / 269.0	N/A	PFUnA	N/A	0.050	ü
PFDoA_1	613.0 / 569.0	N/A	PFDoA			
PFDoA_2	613.0 / 319.0	N/A	PFDoA	N/A	0.162	ü
PFTrDA_1	663.0 / 619.0	N/A	PFTrDA			
PFTrDA_2	663.0 / 169.0	N/A	PFTrDA	N/A	0.066	ü
PFTeDA_1	713.0 / 669.0	N/A	PFTeDA			
PFTeDA_2	713.0 / 169.0	N/A	PFTeDA	N/A	0.051	ü
NMeFOSAA_1	570.0 / 419.0	N/A	NMeFOSAA			
NMeFOSAA_2	570.0 / 512.0	N/A	NMeFOSAA	N/A	0.558	ü
NEtFOSAA_1	584.0 / 419.0	N/A	NEtFOSAA			
NEtFOSAA_2	584.0 / 483.0	N/A	NEtFOSAA	N/A	0.069	ü

BATTELLE

Summary Ion Ratio Report

Created with Analyst Reporter
Printed: 04/10/2018 8:25:37 PM

Sample Name	J8241-FS-D(3)	**Injection Vial**	49
Sample ID	VC-PM649-DW01-0918	**Injection Volume**	10.00
Sample Type	Unknown	**Instrument Name**	QTRAP 5500
Acquisition Date	2018-10-03T05:10:54	**Data File**	18-0567.wiff
Acquisition Method	5-0369.dam	**Result Table**	18-0567_BASE
Sample Comment			

Results Summary

Analyte	MRM Transition	RT	Ratio Group	Calculated Ion ratio	Expected Ion Ratio	Ratio OK
PFBS_1	298.9 / 80.0	1.53	PFBS			
PFBS_2	298.9 / 99.0	1.53	PFBS	0.300	0.318	ü
PFHxA_1	313.0 / 269.0	1.84	PFHxA			
PFHxA_2	313.0 / 119.0	1.85	PFHxA	0.070	0.079	ü
PFHpA_1	363.0 / 319.0	2.25	PFHpA			
PFHpA_2	363.0 / 169.0	2.25	PFHpA	0.020	0.021	ü
PFHxS_1	399.0 / 80.0	2.28	PFHxS			
PFHxS_2	399.0 / 99.0	2.28	PFHxS	0.350	0.285	ü
PFOA_1	413.0 / 369.0	2.66	PFOA			
PFOA_2	413.0 / 169.0	2.65	PFOA	0.060	0.062	ü
PFNA_1	463.0 / 419.0	N/A	PFNA			
PFNA_2	463.0 / 219.0	N/A	PFNA	N/A	0.319	ü
PFOS_1	499.0 / 80.0	2.99	PFOS			
PFOS_2	499.0 / 99.0	3.06	PFOS	0.170	0.174	ü
PFDA_1	513.0 / 469.0	N/A	PFDA			
PFDA_2	513.0 / 219.0	N/A	PFDA	N/A	0.045	ü
PFUnA_1	563.0 / 519.0	N/A	PFUnA			
PFUnA_2	563.0 / 269.0	N/A	PFUnA	N/A	0.050	ü
PFDoA_1	613.0 / 569.0	N/A	PFDoA			
PFDoA_2	613.0 / 319.0	N/A	PFDoA	N/A	0.162	ü
PFTrDA_1	663.0 / 619.0	N/A	PFTrDA			
PFTrDA_2	663.0 / 169.0	N/A	PFTrDA	N/A	0.066	ü
PFTeDA_1	713.0 / 669.0	N/A	PFTeDA			
PFTeDA_2	713.0 / 169.0	N/A	PFTeDA	N/A	0.051	ü
NMeFOSAA_1	570.0 / 419.0	N/A	NMeFOSAA			
NMeFOSAA_2	570.0 / 512.0	N/A	NMeFOSAA	N/A	0.558	ü
NEtFOSAA_1	584.0 / 419.0	N/A	NEtFOSAA			
NEtFOSAA_2	584.0 / 483.0	N/A	NEtFOSAA	N/A	0.069	ü

BATTELLE

Summary Ion Ratio Report

Created with Analyst Reporter
Printed: 04/10/2018 8:25:41 PM

Sample Name	J8241-FS-D(5)	**Injection Vial**	50
Sample ID	VC-PM649-DW01-0918	**Injection Volume**	10.00
Sample Type	Unknown	**Instrument Name**	QTRAP 5500
Acquisition Date	2018-10-03T05:21:46	**Data File**	18-0567.wiff
Acquisition Method	5-0369.dam	**Result Table**	18-0567_BASE
Sample Comment			

Results Summary

Analyte	MRM Transition	RT	Ratio Group	Calculated Ion ratio	Expected Ion Ratio	Ratio OK
PFBS_1	298.9 / 80.0	N/A	PFBS			
PFBS_2	298.9 / 99.0	N/A	PFBS	N/A	0.318	ü
PFHxA_1	313.0 / 269.0	1.84	PFHxA			
PFHxA_2	313.0 / 119.0	1.85	PFHxA	0.070	0.079	ü
PFHpA_1	363.0 / 319.0	2.25	PFHpA			
PFHpA_2	363.0 / 169.0	2.25	PFHpA	0.020	0.021	ü
PFHxS_1	399.0 / 80.0	2.28	PFHxS			
PFHxS_2	399.0 / 99.0	2.28	PFHxS	0.290	0.285	ü
PFOA_1	413.0 / 369.0	2.66	PFOA			
PFOA_2	413.0 / 169.0	2.66	PFOA	0.060	0.062	ü
PFNA_1	463.0 / 419.0	N/A	PFNA			
PFNA_2	463.0 / 219.0	N/A	PFNA	N/A	0.319	ü
PFOS_1	499.0 / 80.0	3.02	PFOS			
PFOS_2	499.0 / 99.0	3.06	PFOS	0.160	0.174	ü
PFDA_1	513.0 / 469.0	N/A	PFDA			
PFDA_2	513.0 / 219.0	N/A	PFDA	N/A	0.045	ü
PFUnA_1	563.0 / 519.0	N/A	PFUnA			
PFUnA_2	563.0 / 269.0	N/A	PFUnA	N/A	0.050	ü
PFDoA_1	613.0 / 569.0	N/A	PFDoA			
PFDoA_2	613.0 / 319.0	N/A	PFDoA	N/A	0.162	ü
PFTrDA_1	663.0 / 619.0	N/A	PFTrDA			
PFTrDA_2	663.0 / 169.0	N/A	PFTrDA	N/A	0.066	ü
PFTeDA_1	713.0 / 669.0	N/A	PFTeDA			
PFTeDA_2	713.0 / 169.0	N/A	PFTeDA	N/A	0.051	ü
NMeFOSAA_1	570.0 / 419.0	N/A	NMeFOSAA			
NMeFOSAA_2	570.0 / 512.0	N/A	NMeFOSAA	N/A	0.558	ü
NEtFOSAA_1	584.0 / 419.0	N/A	NEtFOSAA			
NEtFOSAA_2	584.0 / 483.0	N/A	NEtFOSAA	N/A	0.069	ü

BATTELLE

Summary Ion Ratio Report

Created with Analyst Reporter
Printed: 04/10/2018 8:25:45 PM

Sample Name	J8241-FS-D(7)	**Injection Vial**	51
Sample ID	VC-PM649-DW01-0918	**Injection Volume**	10.00
Sample Type	Unknown	**Instrument Name**	QTRAP 5500
Acquisition Date	2018-10-03T05:32:38	**Data File**	18-0567.wiff
Acquisition Method	5-0369.dam	**Result Table**	18-0567_BASE
Sample Comment			

Results Summary

Analyte	MRM Transition	RT	Ratio Group	Calculated Ion ratio	Expected Ion Ratio	Ratio OK
PFBS_1	298.9 / 80.0	N/A	PFBS			
PFBS_2	298.9 / 99.0	N/A	PFBS	N/A	0.318	ü
PFHxA_1	313.0 / 269.0	1.85	PFHxA			
PFHxA_2	313.0 / 119.0	1.85	PFHxA	0.060	0.079	ü
PFHpA_1	363.0 / 319.0	N/A	PFHpA			
PFHpA_2	363.0 / 169.0	N/A	PFHpA	N/A	0.021	ü
PFHxS_1	399.0 / 80.0	2.28	PFHxS			
PFHxS_2	399.0 / 99.0	2.28	PFHxS	0.280	0.285	ü
PFOA_1	413.0 / 369.0	N/A	PFOA			
PFOA_2	413.0 / 169.0	N/A	PFOA	N/A	0.062	ü
PFNA_1	463.0 / 419.0	N/A	PFNA			
PFNA_2	463.0 / 219.0	N/A	PFNA	N/A	0.319	ü
PFOS_1	499.0 / 80.0	3.04	PFOS			
PFOS_2	499.0 / 99.0	3.06	PFOS	0.120	0.174	ü
PFDA_1	513.0 / 469.0	N/A	PFDA			
PFDA_2	513.0 / 219.0	N/A	PFDA	N/A	0.045	ü
PFUnA_1	563.0 / 519.0	N/A	PFUnA			
PFUnA_2	563.0 / 269.0	N/A	PFUnA	N/A	0.050	ü
PFDoA_1	613.0 / 569.0	N/A	PFDoA			
PFDoA_2	613.0 / 319.0	N/A	PFDoA	N/A	0.162	ü
PFTrDA_1	663.0 / 619.0	N/A	PFTrDA			
PFTrDA_2	663.0 / 169.0	N/A	PFTrDA	N/A	0.066	ü
PFTeDA_1	713.0 / 669.0	N/A	PFTeDA			
PFTeDA_2	713.0 / 169.0	N/A	PFTeDA	N/A	0.051	ü
NMeFOSAA_1	570.0 / 419.0	N/A	NMeFOSAA			
NMeFOSAA_2	570.0 / 512.0	N/A	NMeFOSAA	N/A	0.558	ü
NEtFOSAA_1	584.0 / 419.0	N/A	NEtFOSAA			
NEtFOSAA_2	584.0 / 483.0	N/A	NEtFOSAA	N/A	0.069	ü

BATTELLE

Summary Ion Ratio Report

Created with Analyst Reporter
Printed: 04/10/2018 8:25:48 PM

Sample Name	J8242-FS(0)	**Injection Vial**	52
Sample ID	VC-PM649-DW01P-0918	**Injection Volume**	10.00
Sample Type	Unknown	**Instrument Name**	QTRAP 5500
Acquisition Date	2018-10-03T05:43:29	**Data File**	18-0567.wiff
Acquisition Method	5-0369.dam	**Result Table**	18-0567_BASE
Sample Comment			

Results Summary

Analyte	MRM Transition	RT	Ratio Group	Calculated Ion ratio	Expected Ion Ratio	Ratio OK
PFBS_1	298.9 / 80.0	1.53	PFBS			
PFBS_2	298.9 / 99.0	1.53	PFBS	0.310	0.318	ü
PFHxA_1	313.0 / 269.0	1.83	PFHxA			
PFHxA_2	313.0 / 119.0	1.84	PFHxA	0.170	0.079	
PFHpA_1	363.0 / 319.0	2.24	PFHpA			
PFHpA_2	363.0 / 169.0	2.23	PFHpA	0.020	0.021	ü
PFHxS_1	399.0 / 80.0	2.23	PFHxS			
PFHxS_2	399.0 / 99.0	2.27	PFHxS	0.720	0.285	
PFOA_1	413.0 / 369.0	2.65	PFOA			
PFOA_2	413.0 / 169.0	2.65	PFOA	0.100	0.062	
PFNA_1	463.0 / 419.0	3.05	PFNA			
PFNA_2	463.0 / 219.0	3.05	PFNA	0.350	0.319	ü
PFOS_1	499.0 / 80.0	2.94	PFOS			
PFOS_2	499.0 / 99.0	3.04	PFOS	0.450	0.174	
PFDA_1	513.0 / 469.0	3.40	PFDA			
PFDA_2	513.0 / 219.0	3.25	PFDA	0.240	0.045	
PFUnA_1	563.0 / 519.0	N/A	PFUnA			
PFUnA_2	563.0 / 269.0	N/A	PFUnA	N/A	0.050	ü
PFDoA_1	613.0 / 569.0	N/A	PFDoA			
PFDoA_2	613.0 / 319.0	N/A	PFDoA	N/A	0.162	ü
PFTrDA_1	663.0 / 619.0	N/A	PFTrDA			
PFTrDA_2	663.0 / 169.0	N/A	PFTrDA	N/A	0.066	ü
PFTeDA_1	713.0 / 669.0	N/A	PFTeDA			
PFTeDA_2	713.0 / 169.0	N/A	PFTeDA	N/A	0.051	ü
NMeFOSAA_1	570.0 / 419.0	N/A	NMeFOSAA			
NMeFOSAA_2	570.0 / 512.0	N/A	NMeFOSAA	N/A	0.558	ü
NEtFOSAA_1	584.0 / 419.0	N/A	NEtFOSAA			
NEtFOSAA_2	584.0 / 483.0	N/A	NEtFOSAA	N/A	0.069	ü

BATTELLE

Summary Ion Ratio Report

Created with Analyst Reporter
Printed: 04/10/2018 8:25:52 PM

Sample Name	J8242-FS-D(3)	**Injection Vial**	53
Sample ID	VC-PM649-DW01P-0918	**Injection Volume**	10.00
Sample Type	Unknown	**Instrument Name**	QTRAP 5500
Acquisition Date	2018-10-03T05:54:21	**Data File**	18-0567.wiff
Acquisition Method	5-0369.dam	**Result Table**	18-0567_BASE
Sample Comment			

Results Summary

Analyte	MRM Transition	RT	Ratio Group	Calculated Ion ratio	Expected Ion Ratio	Ratio OK
PFBS_1	298.9 / 80.0	1.53	PFBS			
PFBS_2	298.9 / 99.0	1.53	PFBS	0.300	0.318	ü
PFHxA_1	313.0 / 269.0	1.84	PFHxA			
PFHxA_2	313.0 / 119.0	1.85	PFHxA	0.070	0.079	ü
PFHpA_1	363.0 / 319.0	2.25	PFHpA			
PFHpA_2	363.0 / 169.0	2.24	PFHpA	0.020	0.021	ü
PFHxS_1	399.0 / 80.0	2.28	PFHxS			
PFHxS_2	399.0 / 99.0	2.28	PFHxS	0.370	0.285	ü
PFOA_1	413.0 / 369.0	2.66	PFOA			
PFOA_2	413.0 / 169.0	2.65	PFOA	0.060	0.062	ü
PFNA_1	463.0 / 419.0	N/A	PFNA			
PFNA_2	463.0 / 219.0	N/A	PFNA	N/A	0.319	ü
PFOS_1	499.0 / 80.0	2.99	PFOS			
PFOS_2	499.0 / 99.0	3.06	PFOS	0.130	0.174	ü
PFDA_1	513.0 / 469.0	N/A	PFDA			
PFDA_2	513.0 / 219.0	N/A	PFDA	N/A	0.045	ü
PFUnA_1	563.0 / 519.0	N/A	PFUnA			
PFUnA_2	563.0 / 269.0	N/A	PFUnA	N/A	0.050	ü
PFDoA_1	613.0 / 569.0	N/A	PFDoA			
PFDoA_2	613.0 / 319.0	N/A	PFDoA	N/A	0.162	ü
PFTrDA_1	663.0 / 619.0	N/A	PFTrDA			
PFTrDA_2	663.0 / 169.0	N/A	PFTrDA	N/A	0.066	ü
PFTeDA_1	713.0 / 669.0	N/A	PFTeDA			
PFTeDA_2	713.0 / 169.0	N/A	PFTeDA	N/A	0.051	ü
NMeFOSAA_1	570.0 / 419.0	N/A	NMeFOSAA			
NMeFOSAA_2	570.0 / 512.0	N/A	NMeFOSAA	N/A	0.558	ü
NEtFOSAA_1	584.0 / 419.0	N/A	NEtFOSAA			
NEtFOSAA_2	584.0 / 483.0	N/A	NEtFOSAA	N/A	0.069	ü

BATTELLE

Summary Ion Ratio Report

Created with Analyst Reporter
Printed: 04/10/2018 8:25:56 PM

Sample Name	J8242-FS-D(5)	**Injection Vial**	54
Sample ID	VC-PM649-DW01P-0918	**Injection Volume**	10.00
Sample Type	Unknown	**Instrument Name**	QTRAP 5500
Acquisition Date	2018-10-03T06:05:12	**Data File**	18-0567.wiff
Acquisition Method	5-0369.dam	**Result Table**	18-0567_BASE
Sample Comment			

Results Summary

Analyte	MRM Transition	RT	Ratio Group	Calculated Ion ratio	Expected Ion Ratio	Ratio OK
PFBS_1	298.9 / 80.0	N/A	PFBS			
PFBS_2	298.9 / 99.0	N/A	PFBS	N/A	0.318	ü
PFHxA_1	313.0 / 269.0	1.84	PFHxA			
PFHxA_2	313.0 / 119.0	1.85	PFHxA	0.070	0.079	ü
PFHpA_1	363.0 / 319.0	2.25	PFHpA			
PFHpA_2	363.0 / 169.0	2.25	PFHpA	0.020	0.021	ü
PFHxS_1	399.0 / 80.0	2.28	PFHxS			
PFHxS_2	399.0 / 99.0	2.28	PFHxS	0.280	0.285	ü
PFOA_1	413.0 / 369.0	2.66	PFOA			
PFOA_2	413.0 / 169.0	2.65	PFOA	0.060	0.062	ü
PFNA_1	463.0 / 419.0	N/A	PFNA			
PFNA_2	463.0 / 219.0	N/A	PFNA	N/A	0.319	ü
PFOS_1	499.0 / 80.0	3.02	PFOS			
PFOS_2	499.0 / 99.0	3.06	PFOS	0.160	0.174	ü
PFDA_1	513.0 / 469.0	N/A	PFDA			
PFDA_2	513.0 / 219.0	N/A	PFDA	N/A	0.045	ü
PFUnA_1	563.0 / 519.0	N/A	PFUnA			
PFUnA_2	563.0 / 269.0	N/A	PFUnA	N/A	0.050	ü
PFDoA_1	613.0 / 569.0	N/A	PFDoA			
PFDoA_2	613.0 / 319.0	N/A	PFDoA	N/A	0.162	ü
PFTrDA_1	663.0 / 619.0	N/A	PFTrDA			
PFTrDA_2	663.0 / 169.0	N/A	PFTrDA	N/A	0.066	ü
PFTeDA_1	713.0 / 669.0	N/A	PFTeDA			
PFTeDA_2	713.0 / 169.0	N/A	PFTeDA	N/A	0.051	ü
NMeFOSAA_1	570.0 / 419.0	N/A	NMeFOSAA			
NMeFOSAA_2	570.0 / 512.0	N/A	NMeFOSAA	N/A	0.558	ü
NEtFOSAA_1	584.0 / 419.0	N/A	NEtFOSAA			
NEtFOSAA_2	584.0 / 483.0	N/A	NEtFOSAA	N/A	0.069	ü

BATTELLE

Summary Ion Ratio Report

Created with Analyst Reporter
Printed: 04/10/2018 8:26:00 PM

Sample Name	J8242-FS-D(7)	**Injection Vial**	1
Sample ID	VC-PM649-DW01P-0918	**Injection Volume**	10.00
Sample Type	Unknown	**Instrument Name**	QTRAP 5500
Acquisition Date	2018-10-03T06:16:04	**Data File**	18-0567.wiff
Acquisition Method	5-0369.dam	**Result Table**	18-0567_BASE
Sample Comment			

Results Summary

Analyte	MRM Transition	RT	Ratio Group	Calculated Ion ratio	Expected Ion Ratio	Ratio OK
PFBS_1	298.9 / 80.0	N/A	PFBS			
PFBS_2	298.9 / 99.0	N/A	PFBS	N/A	0.318	ü
PFHxA_1	313.0 / 269.0	1.85	PFHxA			
PFHxA_2	313.0 / 119.0	1.85	PFHxA	0.070	0.079	ü
PFHpA_1	363.0 / 319.0	N/A	PFHpA			
PFHpA_2	363.0 / 169.0	N/A	PFHpA	N/A	0.021	ü
PFHxS_1	399.0 / 80.0	2.28	PFHxS			
PFHxS_2	399.0 / 99.0	2.28	PFHxS	0.280	0.285	ü
PFOA_1	413.0 / 369.0	N/A	PFOA			
PFOA_2	413.0 / 169.0	N/A	PFOA	N/A	0.062	ü
PFNA_1	463.0 / 419.0	N/A	PFNA			
PFNA_2	463.0 / 219.0	N/A	PFNA	N/A	0.319	ü
PFOS_1	499.0 / 80.0	3.03	PFOS			
PFOS_2	499.0 / 99.0	3.06	PFOS	0.150	0.174	ü
PFDA_1	513.0 / 469.0	N/A	PFDA			
PFDA_2	513.0 / 219.0	N/A	PFDA	N/A	0.045	ü
PFUnA_1	563.0 / 519.0	N/A	PFUnA			
PFUnA_2	563.0 / 269.0	N/A	PFUnA	N/A	0.050	ü
PFDoA_1	613.0 / 569.0	N/A	PFDoA			
PFDoA_2	613.0 / 319.0	N/A	PFDoA	N/A	0.162	ü
PFTrDA_1	663.0 / 619.0	N/A	PFTrDA			
PFTrDA_2	663.0 / 169.0	N/A	PFTrDA	N/A	0.066	ü
PFTeDA_1	713.0 / 669.0	N/A	PFTeDA			
PFTeDA_2	713.0 / 169.0	N/A	PFTeDA	N/A	0.051	ü
NMeFOSAA_1	570.0 / 419.0	N/A	NMeFOSAA			
NMeFOSAA_2	570.0 / 512.0	N/A	NMeFOSAA	N/A	0.558	ü
NEtFOSAA_1	584.0 / 419.0	N/A	NEtFOSAA			
NEtFOSAA_2	584.0 / 483.0	N/A	NEtFOSAA	N/A	0.069	ü

BATTELLE

Summary Ion Ratio Report

Created with Analyst Reporter
Printed: 04/10/2018 8:26:04 PM

Sample Name	J8243-FS-D(5)	**Injection Vial**	2
Sample ID	VC-PM649-DW02-0918	**Injection Volume**	10.00
Sample Type	Unknown	**Instrument Name**	QTRAP 5500
Acquisition Date	2018-10-03T06:26:58	**Data File**	18-0567.wiff
Acquisition Method	5-0369.dam	**Result Table**	18-0567_BASE
Sample Comment			

Results Summary

Analyte	MRM Transition	RT	Ratio Group	Calculated Ion ratio	Expected Ion Ratio	Ratio OK
PFBS_1	298.9 / 80.0	N/A	PFBS			
PFBS_2	298.9 / 99.0	N/A	PFBS	N/A	0.318	ü
PFHxA_1	313.0 / 269.0	1.85	PFHxA			
PFHxA_2	313.0 / 119.0	1.85	PFHxA	0.070	0.079	ü
PFHpA_1	363.0 / 319.0	N/A	PFHpA			
PFHpA_2	363.0 / 169.0	N/A	PFHpA	N/A	0.021	ü
PFHxS_1	399.0 / 80.0	2.28	PFHxS			
PFHxS_2	399.0 / 99.0	2.28	PFHxS	0.300	0.285	ü
PFOA_1	413.0 / 369.0	2.66	PFOA			
PFOA_2	413.0 / 169.0	2.65	PFOA	0.050	0.062	ü
PFNA_1	463.0 / 419.0	N/A	PFNA			
PFNA_2	463.0 / 219.0	N/A	PFNA	N/A	0.319	ü
PFOS_1	499.0 / 80.0	N/A	PFOS			
PFOS_2	499.0 / 99.0	N/A	PFOS	N/A	0.174	ü
PFDA_1	513.0 / 469.0	N/A	PFDA			
PFDA_2	513.0 / 219.0	N/A	PFDA	N/A	0.045	ü
PFUnA_1	563.0 / 519.0	N/A	PFUnA			
PFUnA_2	563.0 / 269.0	N/A	PFUnA	N/A	0.050	ü
PFDoA_1	613.0 / 569.0	N/A	PFDoA			
PFDoA_2	613.0 / 319.0	N/A	PFDoA	N/A	0.162	ü
PFTrDA_1	663.0 / 619.0	N/A	PFTrDA			
PFTrDA_2	663.0 / 169.0	N/A	PFTrDA	N/A	0.066	ü
PFTeDA_1	713.0 / 669.0	N/A	PFTeDA			
PFTeDA_2	713.0 / 169.0	N/A	PFTeDA	N/A	0.051	ü
NMeFOSAA_1	570.0 / 419.0	N/A	NMeFOSAA			
NMeFOSAA_2	570.0 / 512.0	N/A	NMeFOSAA	N/A	0.558	ü
NEtFOSAA_1	584.0 / 419.0	N/A	NEtFOSAA			
NEtFOSAA_2	584.0 / 483.0	N/A	NEtFOSAA	N/A	0.069	ü

BATTELLE

Summary Ion Ratio Report

Created with Analyst Reporter
Printed: 04/10/2018 8:26:09 PM

Sample Name	J8243-FS-D(7)	**Injection Vial**	3
Sample ID	VC-PM649-DW02-0918	**Injection Volume**	10.00
Sample Type	Unknown	**Instrument Name**	QTRAP 5500
Acquisition Date	2018-10-03T06:37:51	**Data File**	18-0567.wiff
Acquisition Method	5-0369.dam	**Result Table**	18-0567_BASE
Sample Comment			

Results Summary

Analyte	MRM Transition	RT	Ratio Group	Calculated Ion ratio	Expected Ion Ratio	Ratio OK
PFBS_1	298.9 / 80.0	N/A	PFBS			
PFBS_2	298.9 / 99.0	N/A	PFBS	N/A	0.318	ü
PFHxA_1	313.0 / 269.0	N/A	PFHxA			
PFHxA_2	313.0 / 119.0	N/A	PFHxA	N/A	0.079	ü
PFHpA_1	363.0 / 319.0	N/A	PFHpA			
PFHpA_2	363.0 / 169.0	N/A	PFHpA	N/A	0.021	ü
PFHxS_1	399.0 / 80.0	N/A	PFHxS			
PFHxS_2	399.0 / 99.0	N/A	PFHxS	N/A	0.285	ü
PFOA_1	413.0 / 369.0	N/A	PFOA			
PFOA_2	413.0 / 169.0	N/A	PFOA	N/A	0.062	ü
PFNA_1	463.0 / 419.0	N/A	PFNA			
PFNA_2	463.0 / 219.0	N/A	PFNA	N/A	0.319	ü
PFOS_1	499.0 / 80.0	N/A	PFOS			
PFOS_2	499.0 / 99.0	N/A	PFOS	N/A	0.174	ü
PFDA_1	513.0 / 469.0	N/A	PFDA			
PFDA_2	513.0 / 219.0	N/A	PFDA	N/A	0.045	ü
PFUnA_1	563.0 / 519.0	N/A	PFUnA			
PFUnA_2	563.0 / 269.0	N/A	PFUnA	N/A	0.050	ü
PFDoA_1	613.0 / 569.0	N/A	PFDoA			
PFDoA_2	613.0 / 319.0	N/A	PFDoA	N/A	0.162	ü
PFTrDA_1	663.0 / 619.0	N/A	PFTrDA			
PFTrDA_2	663.0 / 169.0	N/A	PFTrDA	N/A	0.066	ü
PFTeDA_1	713.0 / 669.0	N/A	PFTeDA			
PFTeDA_2	713.0 / 169.0	N/A	PFTeDA	N/A	0.051	ü
NMeFOSAA_1	570.0 / 419.0	N/A	NMeFOSAA			
NMeFOSAA_2	570.0 / 512.0	N/A	NMeFOSAA	N/A	0.558	ü
NEtFOSAA_1	584.0 / 419.0	N/A	NEtFOSAA			
NEtFOSAA_2	584.0 / 483.0	N/A	NEtFOSAA	N/A	0.069	ü

BATTELLE

Summary Ion Ratio Report

Created with Analyst Reporter
Printed: 04/10/2018 8:26:14 PM

Sample Name	J8244-FS(0)	**Injection Vial**	6
Sample ID	VC-PM649-DW03-0918	**Injection Volume**	10.00
Sample Type	Unknown	**Instrument Name**	QTRAP 5500
Acquisition Date	2018-10-03T07:21:24	**Data File**	18-0567.wiff
Acquisition Method	5-0369.dam	**Result Table**	18-0567_BASE
Sample Comment			

Results Summary

Analyte	MRM Transition	RT	Ratio Group	Calculated Ion ratio	Expected Ion Ratio	Ratio OK
PFBS_1	298.9 / 80.0	1.52	PFBS			
PFBS_2	298.9 / 99.0	1.52	PFBS	0.390	0.318	ü
PFHxA_1	313.0 / 269.0	1.82	PFHxA			
PFHxA_2	313.0 / 119.0	1.84	PFHxA	0.140	0.079	
PFHpA_1	363.0 / 319.0	2.23	PFHpA			
PFHpA_2	363.0 / 169.0	2.19	PFHpA	0.030	0.021	
PFHxS_1	399.0 / 80.0	2.22	PFHxS			
PFHxS_2	399.0 / 99.0	2.26	PFHxS	0.790	0.285	
PFOA_1	413.0 / 369.0	2.71	PFOA			
PFOA_2	413.0 / 169.0	2.64	PFOA	0.390	0.062	
PFNA_1	463.0 / 419.0	2.98	PFNA			
PFNA_2	463.0 / 219.0	2.90	PFNA	0.580	0.319	
PFOS_1	499.0 / 80.0	2.92	PFOS			
PFOS_2	499.0 / 99.0	3.01	PFOS	0.130	0.174	ü
PFDA_1	513.0 / 469.0	N/A	PFDA			
PFDA_2	513.0 / 219.0	N/A	PFDA	N/A	0.045	ü
PFUnA_1	563.0 / 519.0	N/A	PFUnA			
PFUnA_2	563.0 / 269.0	N/A	PFUnA	N/A	0.050	ü
PFDoA_1	613.0 / 569.0	N/A	PFDoA			
PFDoA_2	613.0 / 319.0	N/A	PFDoA	N/A	0.162	ü
PFTrDA_1	663.0 / 619.0	N/A	PFTrDA			
PFTrDA_2	663.0 / 169.0	N/A	PFTrDA	N/A	0.066	ü
PFTeDA_1	713.0 / 669.0	N/A	PFTeDA			
PFTeDA_2	713.0 / 169.0	N/A	PFTeDA	N/A	0.051	ü
NMeFOSAA_1	570.0 / 419.0	N/A	NMeFOSAA			
NMeFOSAA_2	570.0 / 512.0	N/A	NMeFOSAA	N/A	0.558	ü
NEtFOSAA_1	584.0 / 419.0	N/A	NEtFOSAA			
NEtFOSAA_2	584.0 / 483.0	N/A	NEtFOSAA	N/A	0.069	ü

BATTELLE

Summary Ion Ratio Report

Created with Analyst Reporter
Printed: 04/10/2018 8:26:18 PM

Sample Name	J8244-FS-D(3)	**Injection Vial**	7
Sample ID	VC-PM649-DW03-0918	**Injection Volume**	10.00
Sample Type	Unknown	**Instrument Name**	QTRAP 5500
Acquisition Date	2018-10-03T07:32:17	**Data File**	18-0567.wiff
Acquisition Method	5-0369.dam	**Result Table**	18-0567_BASE
Sample Comment			

Results Summary

Analyte	MRM Transition	RT	Ratio Group	Calculated Ion ratio	Expected Ion Ratio	Ratio OK
PFBS_1	298.9 / 80.0	1.53	PFBS			
PFBS_2	298.9 / 99.0	1.53	PFBS	0.290	0.318	ü
PFHxA_1	313.0 / 269.0	1.84	PFHxA			
PFHxA_2	313.0 / 119.0	1.84	PFHxA	0.070	0.079	ü
PFHpA_1	363.0 / 319.0	2.25	PFHpA			
PFHpA_2	363.0 / 169.0	2.22	PFHpA	0.030	0.021	ü
PFHxS_1	399.0 / 80.0	2.27	PFHxS			
PFHxS_2	399.0 / 99.0	2.27	PFHxS	0.330	0.285	ü
PFOA_1	413.0 / 369.0	2.66	PFOA			
PFOA_2	413.0 / 169.0	2.65	PFOA	0.070	0.062	ü
PFNA_1	463.0 / 419.0	N/A	PFNA			
PFNA_2	463.0 / 219.0	N/A	PFNA	N/A	0.319	ü
PFOS_1	499.0 / 80.0	2.92	PFOS			
PFOS_2	499.0 / 99.0	3.02	PFOS	0.130	0.174	ü
PFDA_1	513.0 / 469.0	N/A	PFDA			
PFDA_2	513.0 / 219.0	N/A	PFDA	N/A	0.045	ü
PFUnA_1	563.0 / 519.0	N/A	PFUnA			
PFUnA_2	563.0 / 269.0	N/A	PFUnA	N/A	0.050	ü
PFDoA_1	613.0 / 569.0	N/A	PFDoA			
PFDoA_2	613.0 / 319.0	N/A	PFDoA	N/A	0.162	ü
PFTrDA_1	663.0 / 619.0	N/A	PFTrDA			
PFTrDA_2	663.0 / 169.0	N/A	PFTrDA	N/A	0.066	ü
PFTeDA_1	713.0 / 669.0	N/A	PFTeDA			
PFTeDA_2	713.0 / 169.0	N/A	PFTeDA	N/A	0.051	ü
NMeFOSAA_1	570.0 / 419.0	N/A	NMeFOSAA			
NMeFOSAA_2	570.0 / 512.0	N/A	NMeFOSAA	N/A	0.558	ü
NEtFOSAA_1	584.0 / 419.0	N/A	NEtFOSAA			
NEtFOSAA_2	584.0 / 483.0	N/A	NEtFOSAA	N/A	0.069	ü

BATTELLE

Summary Ion Ratio Report

Created with Analyst Reporter
Printed: 04/10/2018 8:26:23 PM

Sample Name	J8244-FS-D(5)	**Injection Vial**	8
Sample ID	VC-PM649-DW03-0918	**Injection Volume**	10.00
Sample Type	Unknown	**Instrument Name**	QTRAP 5500
Acquisition Date	2018-10-03T07:43:10	**Data File**	18-0567.wiff
Acquisition Method	5-0369.dam	**Result Table**	18-0567_BASE
Sample Comment			

Results Summary

Analyte	MRM Transition	RT	Ratio Group	Calculated Ion ratio	Expected Ion Ratio	Ratio OK
PFBS_1	298.9 / 80.0	1.53	PFBS			
PFBS_2	298.9 / 99.0	1.53	PFBS	0.310	0.318	ü
PFHxA_1	313.0 / 269.0	1.84	PFHxA			
PFHxA_2	313.0 / 119.0	1.85	PFHxA	0.070	0.079	ü
PFHpA_1	363.0 / 319.0	N/A	PFHpA			
PFHpA_2	363.0 / 169.0	N/A	PFHpA	N/A	0.021	ü
PFHxS_1	399.0 / 80.0	2.27	PFHxS			
PFHxS_2	399.0 / 99.0	2.27	PFHxS	0.290	0.285	ü
PFOA_1	413.0 / 369.0	2.66	PFOA			
PFOA_2	413.0 / 169.0	2.65	PFOA	0.050	0.062	ü
PFNA_1	463.0 / 419.0	N/A	PFNA			
PFNA_2	463.0 / 219.0	N/A	PFNA	N/A	0.319	ü
PFOS_1	499.0 / 80.0	2.93	PFOS			
PFOS_2	499.0 / 99.0	3.03	PFOS	0.140	0.174	ü
PFDA_1	513.0 / 469.0	N/A	PFDA			
PFDA_2	513.0 / 219.0	N/A	PFDA	N/A	0.045	ü
PFUnA_1	563.0 / 519.0	N/A	PFUnA			
PFUnA_2	563.0 / 269.0	N/A	PFUnA	N/A	0.050	ü
PFDoA_1	613.0 / 569.0	N/A	PFDoA			
PFDoA_2	613.0 / 319.0	N/A	PFDoA	N/A	0.162	ü
PFTrDA_1	663.0 / 619.0	N/A	PFTrDA			
PFTrDA_2	663.0 / 169.0	N/A	PFTrDA	N/A	0.066	ü
PFTeDA_1	713.0 / 669.0	N/A	PFTeDA			
PFTeDA_2	713.0 / 169.0	N/A	PFTeDA	N/A	0.051	ü
NMeFOSAA_1	570.0 / 419.0	N/A	NMeFOSAA			
NMeFOSAA_2	570.0 / 512.0	N/A	NMeFOSAA	N/A	0.558	ü
NEtFOSAA_1	584.0 / 419.0	N/A	NEtFOSAA			
NEtFOSAA_2	584.0 / 483.0	N/A	NEtFOSAA	N/A	0.069	ü

BATTELLE

Summary Ion Ratio Report

Created with Analyst Reporter
Printed: 04/10/2018 8:26:28 PM

Sample Name	J8244-FS-D(7)	**Injection Vial**	9
Sample ID	VC-PM649-DW03-0918	**Injection Volume**	10.00
Sample Type	Unknown	**Instrument Name**	QTRAP 5500
Acquisition Date	2018-10-03T07:54:03	**Data File**	18-0567.wiff
Acquisition Method	5-0369.dam	**Result Table**	18-0567_BASE
Sample Comment			

Results Summary

Analyte	MRM Transition	RT	Ratio Group	Calculated Ion ratio	Expected Ion Ratio	Ratio OK
PFBS_1	298.9 / 80.0	N/A	PFBS			
PFBS_2	298.9 / 99.0	N/A	PFBS	N/A	0.318	ü
PFHxA_1	313.0 / 269.0	N/A	PFHxA			
PFHxA_2	313.0 / 119.0	N/A	PFHxA	N/A	0.079	ü
PFHpA_1	363.0 / 319.0	2.25	PFHpA			
PFHpA_2	363.0 / 169.0	2.22	PFHpA	0.030	0.021	ü
PFHxS_1	399.0 / 80.0	N/A	PFHxS			
PFHxS_2	399.0 / 99.0	N/A	PFHxS	N/A	0.285	ü
PFOA_1	413.0 / 369.0	2.65	PFOA			
PFOA_2	413.0 / 169.0	2.64	PFOA	0.060	0.062	ü
PFNA_1	463.0 / 419.0	N/A	PFNA			
PFNA_2	463.0 / 219.0	N/A	PFNA	N/A	0.319	ü
PFOS_1	499.0 / 80.0	2.92	PFOS			
PFOS_2	499.0 / 99.0	3.02	PFOS	0.130	0.174	ü
PFDA_1	513.0 / 469.0	N/A	PFDA			
PFDA_2	513.0 / 219.0	N/A	PFDA	N/A	0.045	ü
PFUnA_1	563.0 / 519.0	N/A	PFUnA			
PFUnA_2	563.0 / 269.0	N/A	PFUnA	N/A	0.050	ü
PFDoA_1	613.0 / 569.0	N/A	PFDoA			
PFDoA_2	613.0 / 319.0	N/A	PFDoA	N/A	0.162	ü
PFTrDA_1	663.0 / 619.0	N/A	PFTrDA			
PFTrDA_2	663.0 / 169.0	N/A	PFTrDA	N/A	0.066	ü
PFTeDA_1	713.0 / 669.0	N/A	PFTeDA			
PFTeDA_2	713.0 / 169.0	N/A	PFTeDA	N/A	0.051	ü
NMeFOSAA_1	570.0 / 419.0	N/A	NMeFOSAA			
NMeFOSAA_2	570.0 / 512.0	N/A	NMeFOSAA	N/A	0.558	ü
NEtFOSAA_1	584.0 / 419.0	N/A	NEtFOSAA			
NEtFOSAA_2	584.0 / 483.0	N/A	NEtFOSAA	N/A	0.069	ü

BATTELLE

Summary Ion Ratio Report

Created with Analyst Reporter
Printed: 04/10/2018 8:26:33 PM

Sample Name	J8245-FS(0)	**Injection Vial**	10
Sample ID	VC-PM649-DW04-0918	**Injection Volume**	10.00
Sample Type	Unknown	**Instrument Name**	QTRAP 5500
Acquisition Date	2018-10-03T08:04:56	**Data File**	18-0567.wiff
Acquisition Method	5-0369.dam	**Result Table**	18-0567_BASE
Sample Comment			

Results Summary

Analyte	MRM Transition	RT	Ratio Group	Calculated Ion ratio	Expected Ion Ratio	Ratio OK
PFBS_1	298.9 / 80.0	1.53	PFBS			
PFBS_2	298.9 / 99.0	1.53	PFBS	0.300	0.318	ü
PFHxA_1	313.0 / 269.0	1.85	PFHxA			
PFHxA_2	313.0 / 119.0	1.85	PFHxA	0.100	0.079	ü
PFHpA_1	363.0 / 319.0	2.25	PFHpA			
PFHpA_2	363.0 / 169.0	2.25	PFHpA	0.020	0.021	ü
PFHxS_1	399.0 / 80.0	2.24	PFHxS			
PFHxS_2	399.0 / 99.0	2.28	PFHxS	0.560	0.285	
PFOA_1	413.0 / 369.0	2.66	PFOA			
PFOA_2	413.0 / 169.0	2.65	PFOA	0.080	0.062	ü
PFNA_1	463.0 / 419.0	3.05	PFNA			
PFNA_2	463.0 / 219.0	3.05	PFNA	0.360	0.319	ü
PFOS_1	499.0 / 80.0	2.97	PFOS			
PFOS_2	499.0 / 99.0	3.05	PFOS	0.290	0.174	
PFDA_1	513.0 / 469.0	3.39	PFDA			
PFDA_2	513.0 / 219.0	3.26	PFDA	0.180	0.045	
PFUnA_1	563.0 / 519.0	N/A	PFUnA			
PFUnA_2	563.0 / 269.0	N/A	PFUnA	N/A	0.050	ü
PFDoA_1	613.0 / 569.0	N/A	PFDoA			
PFDoA_2	613.0 / 319.0	N/A	PFDoA	N/A	0.162	ü
PFTrDA_1	663.0 / 619.0	N/A	PFTrDA			
PFTrDA_2	663.0 / 169.0	N/A	PFTrDA	N/A	0.066	ü
PFTeDA_1	713.0 / 669.0	N/A	PFTeDA			
PFTeDA_2	713.0 / 169.0	N/A	PFTeDA	N/A	0.051	ü
NMeFOSAA_1	570.0 / 419.0	N/A	NMeFOSAA			
NMeFOSAA_2	570.0 / 512.0	N/A	NMeFOSAA	N/A	0.558	ü
NEtFOSAA_1	584.0 / 419.0	3.71	NEtFOSAA			
NEtFOSAA_2	584.0 / 483.0	3.77	NEtFOSAA	0.070	0.069	ü

BATTELLE

Summary Ion Ratio Report

Created with Analyst Reporter
Printed: 04/10/2018 8:26:38 PM

Sample Name	J8245-FS-D(3)	**Injection Vial**	11
Sample ID	VC-PM649-DW04-0918	**Injection Volume**	10.00
Sample Type	Unknown	**Instrument Name**	QTRAP 5500
Acquisition Date	2018-10-03T08:15:51	**Data File**	18-0567.wiff
Acquisition Method	5-0369.dam	**Result Table**	18-0567_BASE
Sample Comment			

Results Summary

Analyte	MRM Transition	RT	Ratio Group	Calculated Ion ratio	Expected Ion Ratio	Ratio OK
PFBS_1	298.9 / 80.0	1.53	PFBS			
PFBS_2	298.9 / 99.0	1.53	PFBS	0.300	0.318	ü
PFHxA_1	313.0 / 269.0	1.85	PFHxA			
PFHxA_2	313.0 / 119.0	1.85	PFHxA	0.070	0.079	ü
PFHpA_1	363.0 / 319.0	2.25	PFHpA			
PFHpA_2	363.0 / 169.0	2.25	PFHpA	0.020	0.021	ü
PFHxS_1	399.0 / 80.0	2.28	PFHxS			
PFHxS_2	399.0 / 99.0	2.28	PFHxS	0.360	0.285	ü
PFOA_1	413.0 / 369.0	2.66	PFOA			
PFOA_2	413.0 / 169.0	2.65	PFOA	0.060	0.062	ü
PFNA_1	463.0 / 419.0	N/A	PFNA			
PFNA_2	463.0 / 219.0	N/A	PFNA	N/A	0.319	ü
PFOS_1	499.0 / 80.0	3.05	PFOS			
PFOS_2	499.0 / 99.0	3.06	PFOS	0.190	0.174	ü
PFDA_1	513.0 / 469.0	N/A	PFDA			
PFDA_2	513.0 / 219.0	N/A	PFDA	N/A	0.045	ü
PFUnA_1	563.0 / 519.0	N/A	PFUnA			
PFUnA_2	563.0 / 269.0	N/A	PFUnA	N/A	0.050	ü
PFDoA_1	613.0 / 569.0	N/A	PFDoA			
PFDoA_2	613.0 / 319.0	N/A	PFDoA	N/A	0.162	ü
PFTrDA_1	663.0 / 619.0	N/A	PFTrDA			
PFTrDA_2	663.0 / 169.0	N/A	PFTrDA	N/A	0.066	ü
PFTeDA_1	713.0 / 669.0	N/A	PFTeDA			
PFTeDA_2	713.0 / 169.0	N/A	PFTeDA	N/A	0.051	ü
NMeFOSAA_1	570.0 / 419.0	N/A	NMeFOSAA			
NMeFOSAA_2	570.0 / 512.0	N/A	NMeFOSAA	N/A	0.558	ü
NEtFOSAA_1	584.0 / 419.0	N/A	NEtFOSAA			
NEtFOSAA_2	584.0 / 483.0	N/A	NEtFOSAA	N/A	0.069	ü

BATTELLE

Summary Ion Ratio Report

Created with Analyst Reporter
Printed: 04/10/2018 8:26:42 PM

Sample Name	J8245-FS-D(5)	**Injection Vial**	12
Sample ID	VC-PM649-DW04-0918	**Injection Volume**	10.00
Sample Type	Unknown	**Instrument Name**	QTRAP 5500
Acquisition Date	2018-10-03T08:26:44	**Data File**	18-0567.wiff
Acquisition Method	5-0369.dam	**Result Table**	18-0567_BASE
Sample Comment			

Results Summary

Analyte	MRM Transition	RT	Ratio Group	Calculated Ion ratio	Expected Ion Ratio	Ratio OK
PFBS_1	298.9 / 80.0	N/A	PFBS			
PFBS_2	298.9 / 99.0	N/A	PFBS	N/A	0.318	ü
PFHxA_1	313.0 / 269.0	1.84	PFHxA			
PFHxA_2	313.0 / 119.0	1.85	PFHxA	0.070	0.079	ü
PFHpA_1	363.0 / 319.0	2.25	PFHpA			
PFHpA_2	363.0 / 169.0	2.25	PFHpA	0.020	0.021	ü
PFHxS_1	399.0 / 80.0	2.27	PFHxS			
PFHxS_2	399.0 / 99.0	2.27	PFHxS	0.300	0.285	ü
PFOA_1	413.0 / 369.0	2.66	PFOA			
PFOA_2	413.0 / 169.0	2.66	PFOA	0.050	0.062	ü
PFNA_1	463.0 / 419.0	N/A	PFNA			
PFNA_2	463.0 / 219.0	N/A	PFNA	N/A	0.319	ü
PFOS_1	499.0 / 80.0	3.06	PFOS			
PFOS_2	499.0 / 99.0	3.06	PFOS	0.170	0.174	ü
PFDA_1	513.0 / 469.0	N/A	PFDA			
PFDA_2	513.0 / 219.0	N/A	PFDA	N/A	0.045	ü
PFUnA_1	563.0 / 519.0	N/A	PFUnA			
PFUnA_2	563.0 / 269.0	N/A	PFUnA	N/A	0.050	ü
PFDoA_1	613.0 / 569.0	N/A	PFDoA			
PFDoA_2	613.0 / 319.0	N/A	PFDoA	N/A	0.162	ü
PFTrDA_1	663.0 / 619.0	N/A	PFTrDA			
PFTrDA_2	663.0 / 169.0	N/A	PFTrDA	N/A	0.066	ü
PFTeDA_1	713.0 / 669.0	N/A	PFTeDA			
PFTeDA_2	713.0 / 169.0	N/A	PFTeDA	N/A	0.051	ü
NMeFOSAA_1	570.0 / 419.0	N/A	NMeFOSAA			
NMeFOSAA_2	570.0 / 512.0	N/A	NMeFOSAA	N/A	0.558	ü
NEtFOSAA_1	584.0 / 419.0	N/A	NEtFOSAA			
NEtFOSAA_2	584.0 / 483.0	N/A	NEtFOSAA	N/A	0.069	ü

BATTELLE

Summary Ion Ratio Report

Created with Analyst Reporter
Printed: 04/10/2018 8:26:46 PM

Sample Name	J8245-FS-D(7)	**Injection Vial**	13
Sample ID	VC-PM649-DW04-0918	**Injection Volume**	10.00
Sample Type	Unknown	**Instrument Name**	QTRAP 5500
Acquisition Date	2018-10-03T08:37:38	**Data File**	18-0567.wiff
Acquisition Method	5-0369.dam	**Result Table**	18-0567_BASE
Sample Comment			

Results Summary

Analyte	MRM Transition	RT	Ratio Group	Calculated Ion ratio	Expected Ion Ratio	Ratio OK
PFBS_1	298.9 / 80.0	N/A	PFBS			
PFBS_2	298.9 / 99.0	N/A	PFBS	N/A	0.318	ü
PFHxA_1	313.0 / 269.0	1.84	PFHxA			
PFHxA_2	313.0 / 119.0	1.84	PFHxA	0.070	0.079	ü
PFHpA_1	363.0 / 319.0	N/A	PFHpA			
PFHpA_2	363.0 / 169.0	N/A	PFHpA	N/A	0.021	ü
PFHxS_1	399.0 / 80.0	2.28	PFHxS			
PFHxS_2	399.0 / 99.0	2.28	PFHxS	0.300	0.285	ü
PFOA_1	413.0 / 369.0	2.65	PFOA			
PFOA_2	413.0 / 169.0	2.64	PFOA	0.050	0.062	ü
PFNA_1	463.0 / 419.0	N/A	PFNA			
PFNA_2	463.0 / 219.0	N/A	PFNA	N/A	0.319	ü
PFOS_1	499.0 / 80.0	3.03	PFOS			
PFOS_2	499.0 / 99.0	3.03	PFOS	0.180	0.174	ü
PFDA_1	513.0 / 469.0	N/A	PFDA			
PFDA_2	513.0 / 219.0	N/A	PFDA	N/A	0.045	ü
PFUnA_1	563.0 / 519.0	N/A	PFUnA			
PFUnA_2	563.0 / 269.0	N/A	PFUnA	N/A	0.050	ü
PFDoA_1	613.0 / 569.0	N/A	PFDoA			
PFDoA_2	613.0 / 319.0	N/A	PFDoA	N/A	0.162	ü
PFTrDA_1	663.0 / 619.0	N/A	PFTrDA			
PFTrDA_2	663.0 / 169.0	N/A	PFTrDA	N/A	0.066	ü
PFTeDA_1	713.0 / 669.0	N/A	PFTeDA			
PFTeDA_2	713.0 / 169.0	N/A	PFTeDA	N/A	0.051	ü
NMeFOSAA_1	570.0 / 419.0	N/A	NMeFOSAA			
NMeFOSAA_2	570.0 / 512.0	N/A	NMeFOSAA	N/A	0.558	ü
NEtFOSAA_1	584.0 / 419.0	N/A	NEtFOSAA			
NEtFOSAA_2	584.0 / 483.0	N/A	NEtFOSAA	N/A	0.069	ü

BATTELLE

Summary Ion Ratio Report

Created with Analyst Reporter
Printed: 04/10/2018 8:26:50 PM

Sample Name	J8243-FS(0)	**Injection Vial**	14
Sample ID	VC-PM649-DW02-0918	**Injection Volume**	10.00
Sample Type	Unknown	**Instrument Name**	QTRAP 5500
Acquisition Date	2018-10-03T08:48:31	**Data File**	18-0567.wiff
Acquisition Method	5-0369.dam	**Result Table**	18-0567_BASE
Sample Comment			

Results Summary

Analyte	MRM Transition	RT	Ratio Group	Calculated Ion ratio	Expected Ion Ratio	Ratio OK
PFBS_1	298.9 / 80.0	1.52	PFBS			
PFBS_2	298.9 / 99.0	1.52	PFBS	0.300	0.318	ü
PFHxA_1	313.0 / 269.0	1.82	PFHxA			
PFHxA_2	313.0 / 119.0	1.83	PFHxA	0.100	0.079	ü
PFHpA_1	363.0 / 319.0	2.22	PFHpA			
PFHpA_2	363.0 / 169.0	2.20	PFHpA	0.030	0.021	ü
PFHxS_1	399.0 / 80.0	2.21	PFHxS			
PFHxS_2	399.0 / 99.0	2.25	PFHxS	0.560	0.285	
PFOA_1	413.0 / 369.0	2.60	PFOA			
PFOA_2	413.0 / 169.0	2.62	PFOA	0.090	0.062	ü
PFNA_1	463.0 / 419.0	3.01	PFNA			
PFNA_2	463.0 / 219.0	3.01	PFNA	0.230	0.319	ü
PFOS_1	499.0 / 80.0	2.89	PFOS			
PFOS_2	499.0 / 99.0	2.92	PFOS	0.110	0.174	ü
PFDA_1	513.0 / 469.0	N/A	PFDA			
PFDA_2	513.0 / 219.0	N/A	PFDA	N/A	0.045	ü
PFUnA_1	563.0 / 519.0	N/A	PFUnA			
PFUnA_2	563.0 / 269.0	N/A	PFUnA	N/A	0.050	ü
PFDoA_1	613.0 / 569.0	N/A	PFDoA			
PFDoA_2	613.0 / 319.0	N/A	PFDoA	N/A	0.162	ü
PFTrDA_1	663.0 / 619.0	N/A	PFTrDA			
PFTrDA_2	663.0 / 169.0	N/A	PFTrDA	N/A	0.066	ü
PFTeDA_1	713.0 / 669.0	N/A	PFTeDA			
PFTeDA_2	713.0 / 169.0	N/A	PFTeDA	N/A	0.051	ü
NMeFOSAA_1	570.0 / 419.0	N/A	NMeFOSAA			
NMeFOSAA_2	570.0 / 512.0	N/A	NMeFOSAA	N/A	0.558	ü
NEtFOSAA_1	584.0 / 419.0	N/A	NEtFOSAA			
NEtFOSAA_2	584.0 / 483.0	N/A	NEtFOSAA	N/A	0.069	ü

BATTELLE

Summary Ion Ratio Report

Created with Analyst Reporter
Printed: 04/10/2018 8:26:54 PM

Sample Name	J8243-FS-D(3)	**Injection Vial**	15
Sample ID	VC-PM649-DW02-0918	**Injection Volume**	10.00
Sample Type	Unknown	**Instrument Name**	QTRAP 5500
Acquisition Date	2018-10-03T08:59:24	**Data File**	18-0567.wiff
Acquisition Method	5-0369.dam	**Result Table**	18-0567_BASE
Sample Comment			

Results Summary

Analyte	MRM Transition	RT	Ratio Group	Calculated Ion ratio	Expected Ion Ratio	Ratio OK
PFBS_1	298.9 / 80.0	1.53	PFBS			
PFBS_2	298.9 / 99.0	1.53	PFBS	0.300	0.318	ü
PFHxA_1	313.0 / 269.0	1.84	PFHxA			
PFHxA_2	313.0 / 119.0	1.84	PFHxA	0.070	0.079	ü
PFHpA_1	363.0 / 319.0	2.24	PFHpA			
PFHpA_2	363.0 / 169.0	2.23	PFHpA	0.020	0.021	ü
PFHxS_1	399.0 / 80.0	2.27	PFHxS			
PFHxS_2	399.0 / 99.0	2.27	PFHxS	0.320	0.285	ü
PFOA_1	413.0 / 369.0	2.64	PFOA			
PFOA_2	413.0 / 169.0	2.64	PFOA	0.050	0.062	ü
PFNA_1	463.0 / 419.0	N/A	PFNA			
PFNA_2	463.0 / 219.0	N/A	PFNA	N/A	0.319	ü
PFOS_1	499.0 / 80.0	2.91	PFOS			
PFOS_2	499.0 / 99.0	2.94	PFOS	0.110	0.174	ü
PFDA_1	513.0 / 469.0	N/A	PFDA			
PFDA_2	513.0 / 219.0	N/A	PFDA	N/A	0.045	ü
PFUnA_1	563.0 / 519.0	N/A	PFUnA			
PFUnA_2	563.0 / 269.0	N/A	PFUnA	N/A	0.050	ü
PFDoA_1	613.0 / 569.0	N/A	PFDoA			
PFDoA_2	613.0 / 319.0	N/A	PFDoA	N/A	0.162	ü
PFTrDA_1	663.0 / 619.0	N/A	PFTrDA			
PFTrDA_2	663.0 / 169.0	N/A	PFTrDA	N/A	0.066	ü
PFTeDA_1	713.0 / 669.0	N/A	PFTeDA			
PFTeDA_2	713.0 / 169.0	N/A	PFTeDA	N/A	0.051	ü
NMeFOSAA_1	570.0 / 419.0	N/A	NMeFOSAA			
NMeFOSAA_2	570.0 / 512.0	N/A	NMeFOSAA	N/A	0.558	ü
NEtFOSAA_1	584.0 / 419.0	N/A	NEtFOSAA			
NEtFOSAA_2	584.0 / 483.0	N/A	NEtFOSAA	N/A	0.069	ü

BATTELLE

Summary Ion Ratio Report

Created with Analyst Reporter
Printed: 04/10/2018 8:26:58 PM

Sample Name	J8213-FS(0)	**Injection Vial**	18
Sample ID	VC-PM3009-DW03-0918	**Injection Volume**	10.00
Sample Type	Unknown	**Instrument Name**	QTRAP 5500
Acquisition Date	2018-10-03T09:42:55	**Data File**	18-0567.wiff
Acquisition Method	5-0369.dam	**Result Table**	18-0567_BASE
Sample Comment			

Results Summary

Analyte	MRM Transition	RT	Ratio Group	Calculated Ion ratio	Expected Ion Ratio	Ratio OK
PFBS_1	298.9 / 80.0	1.53	PFBS			
PFBS_2	298.9 / 99.0	1.53	PFBS	0.270	0.318	ü
PFHxA_1	313.0 / 269.0	1.84	PFHxA			
PFHxA_2	313.0 / 119.0	1.85	PFHxA	0.070	0.079	ü
PFHpA_1	363.0 / 319.0	2.25	PFHpA			
PFHpA_2	363.0 / 169.0	2.25	PFHpA	0.020	0.021	ü
PFHxS_1	399.0 / 80.0	2.27	PFHxS			
PFHxS_2	399.0 / 99.0	2.27	PFHxS	0.270	0.285	ü
PFOA_1	413.0 / 369.0	2.66	PFOA			
PFOA_2	413.0 / 169.0	2.65	PFOA	0.060	0.062	ü
PFNA_1	463.0 / 419.0	3.05	PFNA			
PFNA_2	463.0 / 219.0	3.05	PFNA	0.380	0.319	ü
PFOS_1	499.0 / 80.0	2.96	PFOS			
PFOS_2	499.0 / 99.0	3.05	PFOS	0.130	0.174	ü
PFDA_1	513.0 / 469.0	3.40	PFDA			
PFDA_2	513.0 / 219.0	3.41	PFDA	0.070	0.045	
PFUnA_1	563.0 / 519.0	N/A	PFUnA			
PFUnA_2	563.0 / 269.0	N/A	PFUnA	N/A	0.050	ü
PFDoA_1	613.0 / 569.0	N/A	PFDoA			
PFDoA_2	613.0 / 319.0	N/A	PFDoA	N/A	0.162	ü
PFTrDA_1	663.0 / 619.0	N/A	PFTrDA			
PFTrDA_2	663.0 / 169.0	N/A	PFTrDA	N/A	0.066	ü
PFTeDA_1	713.0 / 669.0	N/A	PFTeDA			
PFTeDA_2	713.0 / 169.0	N/A	PFTeDA	N/A	0.051	ü
NMeFOSAA_1	570.0 / 419.0	N/A	NMeFOSAA			
NMeFOSAA_2	570.0 / 512.0	N/A	NMeFOSAA	N/A	0.558	ü
NEtFOSAA_1	584.0 / 419.0	N/A	NEtFOSAA			
NEtFOSAA_2	584.0 / 483.0	N/A	NEtFOSAA	N/A	0.069	ü

BATTELLE

Summary Ion Ratio Report

Created with Analyst Reporter
Printed: 04/10/2018 8:27:03 PM

Sample Name	J8217-FS(0)	**Injection Vial**	20
Sample ID	VC-PM372-DW03-0918	**Injection Volume**	10.00
Sample Type	Unknown	**Instrument Name**	QTRAP 5500
Acquisition Date	2018-10-03T10:04:42	**Data File**	18-0567.wiff
Acquisition Method	5-0369.dam	**Result Table**	18-0567_BASE
Sample Comment			

Results Summary

Analyte	MRM Transition	RT	Ratio Group	Calculated Ion ratio	Expected Ion Ratio	Ratio OK
PFBS_1	298.9 / 80.0	1.52	PFBS			
PFBS_2	298.9 / 99.0	1.52	PFBS	0.280	0.318	ü
PFHxA_1	313.0 / 269.0	1.83	PFHxA			
PFHxA_2	313.0 / 119.0	1.84	PFHxA	0.070	0.079	ü
PFHpA_1	363.0 / 319.0	2.24	PFHpA			
PFHpA_2	363.0 / 169.0	2.23	PFHpA	0.020	0.021	ü
PFHxS_1	399.0 / 80.0	2.27	PFHxS			
PFHxS_2	399.0 / 99.0	2.27	PFHxS	0.280	0.285	ü
PFOA_1	413.0 / 369.0	2.65	PFOA			
PFOA_2	413.0 / 169.0	2.65	PFOA	0.050	0.062	ü
PFNA_1	463.0 / 419.0	3.05	PFNA			
PFNA_2	463.0 / 219.0	3.04	PFNA	0.320	0.319	ü
PFOS_1	499.0 / 80.0	2.91	PFOS			
PFOS_2	499.0 / 99.0	2.92	PFOS	0.090	0.174	ü
PFDA_1	513.0 / 469.0	N/A	PFDA			
PFDA_2	513.0 / 219.0	N/A	PFDA	N/A	0.045	ü
PFUnA_1	563.0 / 519.0	N/A	PFUnA			
PFUnA_2	563.0 / 269.0	N/A	PFUnA	N/A	0.050	ü
PFDoA_1	613.0 / 569.0	N/A	PFDoA			
PFDoA_2	613.0 / 319.0	N/A	PFDoA	N/A	0.162	ü
PFTrDA_1	663.0 / 619.0	N/A	PFTrDA			
PFTrDA_2	663.0 / 169.0	N/A	PFTrDA	N/A	0.066	ü
PFTeDA_1	713.0 / 669.0	N/A	PFTeDA			
PFTeDA_2	713.0 / 169.0	N/A	PFTeDA	N/A	0.051	ü
NMeFOSAA_1	570.0 / 419.0	N/A	NMeFOSAA			
NMeFOSAA_2	570.0 / 512.0	N/A	NMeFOSAA	N/A	0.558	ü
NEtFOSAA_1	584.0 / 419.0	N/A	NEtFOSAA			
NEtFOSAA_2	584.0 / 483.0	N/A	NEtFOSAA	N/A	0.069	ü

BATTELLE

Summary Ion Ratio Report

Created with Analyst Reporter
Printed: 04/10/2018 8:27:07 PM

Sample Name	KB35 IB	**Injection Vial**	2
Sample ID	Instrument Blank	**Injection Volume**	10.00
Sample Type	Unknown	**Instrument Name**	QTRAP 5500
Acquisition Date	2018-10-03T16:08:06	**Data File**	18-0567.wiff
Acquisition Method	5-0369.dam	**Result Table**	18-0567_BASE
Sample Comment			

Results Summary

Analyte	MRM Transition	RT	Ratio Group	Calculated Ion ratio	Expected Ion Ratio	Ratio OK
PFBS_1	298.9 / 80.0	N/A	PFBS			
PFBS_2	298.9 / 99.0	N/A	PFBS	N/A	0.318	ü
PFHxA_1	313.0 / 269.0	N/A	PFHxA			
PFHxA_2	313.0 / 119.0	N/A	PFHxA	N/A	0.079	ü
PFHpA_1	363.0 / 319.0	N/A	PFHpA			
PFHpA_2	363.0 / 169.0	N/A	PFHpA	N/A	0.021	ü
PFHxS_1	399.0 / 80.0	N/A	PFHxS			
PFHxS_2	399.0 / 99.0	N/A	PFHxS	N/A	0.285	ü
PFOA_1	413.0 / 369.0	N/A	PFOA			
PFOA_2	413.0 / 169.0	N/A	PFOA	N/A	0.062	ü
PFNA_1	463.0 / 419.0	N/A	PFNA			
PFNA_2	463.0 / 219.0	N/A	PFNA	N/A	0.319	ü
PFOS_1	499.0 / 80.0	N/A	PFOS			
PFOS_2	499.0 / 99.0	N/A	PFOS	N/A	0.174	ü
PFDA_1	513.0 / 469.0	N/A	PFDA			
PFDA_2	513.0 / 219.0	N/A	PFDA	N/A	0.045	ü
PFUnA_1	563.0 / 519.0	N/A	PFUnA			
PFUnA_2	563.0 / 269.0	N/A	PFUnA	N/A	0.050	ü
PFDoA_1	613.0 / 569.0	N/A	PFDoA			
PFDoA_2	613.0 / 319.0	N/A	PFDoA	N/A	0.162	ü
PFTrDA_1	663.0 / 619.0	N/A	PFTrDA			
PFTrDA_2	663.0 / 169.0	N/A	PFTrDA	N/A	0.066	ü
PFTeDA_1	713.0 / 669.0	N/A	PFTeDA			
PFTeDA_2	713.0 / 169.0	N/A	PFTeDA	N/A	0.051	ü
NMeFOSAA_1	570.0 / 419.0	N/A	NMeFOSAA			
NMeFOSAA_2	570.0 / 512.0	N/A	NMeFOSAA	N/A	0.558	ü
NEtFOSAA_1	584.0 / 419.0	N/A	NEtFOSAA			
NEtFOSAA_2	584.0 / 483.0	N/A	NEtFOSAA	N/A	0.069	ü

BATTELLE

Summary Ion Ratio Report

Created with Analyst Reporter
Printed: 04/10/2018 8:27:11 PM

Sample Name	J8216-FS-D(7)	**Injection Vial**	4
Sample ID	VC-PM372-DW02P-0918	**Injection Volume**	10.00
Sample Type	Unknown	**Instrument Name**	QTRAP 5500
Acquisition Date	2018-10-03T16:29:53	**Data File**	18-0567.wiff
Acquisition Method	5-0369.dam	**Result Table**	18-0567_BASE
Sample Comment			

Results Summary

Analyte	MRM Transition	RT	Ratio Group	Calculated Ion ratio	Expected Ion Ratio	Ratio OK
PFBS_1	298.9 / 80.0	N/A	PFBS			
PFBS_2	298.9 / 99.0	N/A	PFBS	N/A	0.318	ü
PFHxA_1	313.0 / 269.0	N/A	PFHxA			
PFHxA_2	313.0 / 119.0	N/A	PFHxA	N/A	0.079	ü
PFHpA_1	363.0 / 319.0	N/A	PFHpA			
PFHpA_2	363.0 / 169.0	N/A	PFHpA	N/A	0.021	ü
PFHxS_1	399.0 / 80.0	2.30	PFHxS			
PFHxS_2	399.0 / 99.0	2.30	PFHxS	0.280	0.285	ü
PFOA_1	413.0 / 369.0	N/A	PFOA			
PFOA_2	413.0 / 169.0	N/A	PFOA	N/A	0.062	ü
PFNA_1	463.0 / 419.0	N/A	PFNA			
PFNA_2	463.0 / 219.0	N/A	PFNA	N/A	0.319	ü
PFOS_1	499.0 / 80.0	N/A	PFOS			
PFOS_2	499.0 / 99.0	N/A	PFOS	N/A	0.174	ü
PFDA_1	513.0 / 469.0	N/A	PFDA			
PFDA_2	513.0 / 219.0	N/A	PFDA	N/A	0.045	ü
PFUnA_1	563.0 / 519.0	N/A	PFUnA			
PFUnA_2	563.0 / 269.0	N/A	PFUnA	N/A	0.050	ü
PFDoA_1	613.0 / 569.0	N/A	PFDoA			
PFDoA_2	613.0 / 319.0	N/A	PFDoA	N/A	0.162	ü
PFTrDA_1	663.0 / 619.0	N/A	PFTrDA			
PFTrDA_2	663.0 / 169.0	N/A	PFTrDA	N/A	0.066	ü
PFTeDA_1	713.0 / 669.0	N/A	PFTeDA			
PFTeDA_2	713.0 / 169.0	N/A	PFTeDA	N/A	0.051	ü
NMeFOSAA_1	570.0 / 419.0	N/A	NMeFOSAA			
NMeFOSAA_2	570.0 / 512.0	N/A	NMeFOSAA	N/A	0.558	ü
NEtFOSAA_1	584.0 / 419.0	N/A	NEtFOSAA			
NEtFOSAA_2	584.0 / 483.0	N/A	NEtFOSAA	N/A	0.069	ü

BATTELLE

Summary Ion Ratio Report

Created with Analyst Reporter
Printed: 04/10/2018 8:27:14 PM

Sample Name	J8241-FS-D(9)	**Injection Vial**	5
Sample ID	VC-PM649-DW01-0918	**Injection Volume**	10.00
Sample Type	Unknown	**Instrument Name**	QTRAP 5500
Acquisition Date	2018-10-03T16:40:45	**Data File**	18-0567.wiff
Acquisition Method	5-0369.dam	**Result Table**	18-0567_BASE
Sample Comment			

Results Summary

Analyte	MRM Transition	RT	Ratio Group	Calculated Ion ratio	Expected Ion Ratio	Ratio OK
PFBS_1	298.9 / 80.0	N/A	PFBS			
PFBS_2	298.9 / 99.0	N/A	PFBS	N/A	0.318	ü
PFHxA_1	313.0 / 269.0	N/A	PFHxA			
PFHxA_2	313.0 / 119.0	N/A	PFHxA	N/A	0.079	ü
PFHpA_1	363.0 / 319.0	N/A	PFHpA			
PFHpA_2	363.0 / 169.0	N/A	PFHpA	N/A	0.021	ü
PFHxS_1	399.0 / 80.0	N/A	PFHxS			
PFHxS_2	399.0 / 99.0	N/A	PFHxS	N/A	0.285	ü
PFOA_1	413.0 / 369.0	N/A	PFOA			
PFOA_2	413.0 / 169.0	N/A	PFOA	N/A	0.062	ü
PFNA_1	463.0 / 419.0	N/A	PFNA			
PFNA_2	463.0 / 219.0	N/A	PFNA	N/A	0.319	ü
PFOS_1	499.0 / 80.0	3.04	PFOS			
PFOS_2	499.0 / 99.0	3.08	PFOS	0.120	0.174	ü
PFDA_1	513.0 / 469.0	N/A	PFDA			
PFDA_2	513.0 / 219.0	N/A	PFDA	N/A	0.045	ü
PFUnA_1	563.0 / 519.0	N/A	PFUnA			
PFUnA_2	563.0 / 269.0	N/A	PFUnA	N/A	0.050	ü
PFDoA_1	613.0 / 569.0	N/A	PFDoA			
PFDoA_2	613.0 / 319.0	N/A	PFDoA	N/A	0.162	ü
PFTrDA_1	663.0 / 619.0	N/A	PFTrDA			
PFTrDA_2	663.0 / 169.0	N/A	PFTrDA	N/A	0.066	ü
PFTeDA_1	713.0 / 669.0	N/A	PFTeDA			
PFTeDA_2	713.0 / 169.0	N/A	PFTeDA	N/A	0.051	ü
NMeFOSAA_1	570.0 / 419.0	N/A	NMeFOSAA			
NMeFOSAA_2	570.0 / 512.0	N/A	NMeFOSAA	N/A	0.558	ü
NEtFOSAA_1	584.0 / 419.0	N/A	NEtFOSAA			
NEtFOSAA_2	584.0 / 483.0	N/A	NEtFOSAA	N/A	0.069	ü

BATTELLE

Summary Ion Ratio Report

Created with Analyst Reporter
Printed: 04/10/2018 8:27:18 PM

Sample Name	J8242-FS-D(9)	**Injection Vial**	6
Sample ID	VC-PM649-DW01P-0918	**Injection Volume**	10.00
Sample Type	Unknown	**Instrument Name**	QTRAP 5500
Acquisition Date	2018-10-03T16:51:37	**Data File**	18-0567.wiff
Acquisition Method	5-0369.dam	**Result Table**	18-0567_BASE
Sample Comment			

Results Summary

Analyte	MRM Transition	RT	Ratio Group	Calculated Ion ratio	Expected Ion Ratio	Ratio OK
PFBS_1	298.9 / 80.0	N/A	PFBS			
PFBS_2	298.9 / 99.0	N/A	PFBS	N/A	0.318	ü
PFHxA_1	313.0 / 269.0	N/A	PFHxA			
PFHxA_2	313.0 / 119.0	N/A	PFHxA	N/A	0.079	ü
PFHpA_1	363.0 / 319.0	N/A	PFHpA			
PFHpA_2	363.0 / 169.0	N/A	PFHpA	N/A	0.021	ü
PFHxS_1	399.0 / 80.0	N/A	PFHxS			
PFHxS_2	399.0 / 99.0	N/A	PFHxS	N/A	0.285	ü
PFOA_1	413.0 / 369.0	N/A	PFOA			
PFOA_2	413.0 / 169.0	N/A	PFOA	N/A	0.062	ü
PFNA_1	463.0 / 419.0	N/A	PFNA			
PFNA_2	463.0 / 219.0	N/A	PFNA	N/A	0.319	ü
PFOS_1	499.0 / 80.0	3.05	PFOS			
PFOS_2	499.0 / 99.0	3.08	PFOS	0.160	0.174	ü
PFDA_1	513.0 / 469.0	N/A	PFDA			
PFDA_2	513.0 / 219.0	N/A	PFDA	N/A	0.045	ü
PFUnA_1	563.0 / 519.0	N/A	PFUnA			
PFUnA_2	563.0 / 269.0	N/A	PFUnA	N/A	0.050	ü
PFDoA_1	613.0 / 569.0	N/A	PFDoA			
PFDoA_2	613.0 / 319.0	N/A	PFDoA	N/A	0.162	ü
PFTrDA_1	663.0 / 619.0	N/A	PFTrDA			
PFTrDA_2	663.0 / 169.0	N/A	PFTrDA	N/A	0.066	ü
PFTeDA_1	713.0 / 669.0	N/A	PFTeDA			
PFTeDA_2	713.0 / 169.0	N/A	PFTeDA	N/A	0.051	ü
NMeFOSAA_1	570.0 / 419.0	N/A	NMeFOSAA			
NMeFOSAA_2	570.0 / 512.0	N/A	NMeFOSAA	N/A	0.558	ü
NEtFOSAA_1	584.0 / 419.0	N/A	NEtFOSAA			
NEtFOSAA_2	584.0 / 483.0	N/A	NEtFOSAA	N/A	0.069	ü

BATTELLE

Summary Ion Ratio Report

Created with Analyst Reporter
Printed: 04/10/2018 8:27:22 PM

Sample Name	J8244-FS-D(9)	**Injection Vial**	7
Sample ID	VC-PM649-DW03-0918	**Injection Volume**	10.00
Sample Type	Unknown	**Instrument Name**	QTRAP 5500
Acquisition Date	2018-10-03T17:02:30	**Data File**	18-0567.wiff
Acquisition Method	5-0369.dam	**Result Table**	18-0567_BASE
Sample Comment			

Results Summary

Analyte	MRM Transition	RT	Ratio Group	Calculated Ion ratio	Expected Ion Ratio	Ratio OK
PFBS_1	298.9 / 80.0	N/A	PFBS			
PFBS_2	298.9 / 99.0	N/A	PFBS	N/A	0.318	ü
PFHxA_1	313.0 / 269.0	N/A	PFHxA			
PFHxA_2	313.0 / 119.0	N/A	PFHxA	N/A	0.079	ü
PFHpA_1	363.0 / 319.0	N/A	PFHpA			
PFHpA_2	363.0 / 169.0	N/A	PFHpA	N/A	0.021	ü
PFHxS_1	399.0 / 80.0	N/A	PFHxS			
PFHxS_2	399.0 / 99.0	N/A	PFHxS	N/A	0.285	ü
PFOA_1	413.0 / 369.0	2.68	PFOA			
PFOA_2	413.0 / 169.0	2.64	PFOA	0.090	0.062	
PFNA_1	463.0 / 419.0	N/A	PFNA			
PFNA_2	463.0 / 219.0	N/A	PFNA	N/A	0.319	ü
PFOS_1	499.0 / 80.0	N/A	PFOS			
PFOS_2	499.0 / 99.0	N/A	PFOS	N/A	0.174	ü
PFDA_1	513.0 / 469.0	N/A	PFDA			
PFDA_2	513.0 / 219.0	N/A	PFDA	N/A	0.045	ü
PFUnA_1	563.0 / 519.0	N/A	PFUnA			
PFUnA_2	563.0 / 269.0	N/A	PFUnA	N/A	0.050	ü
PFDoA_1	613.0 / 569.0	N/A	PFDoA			
PFDoA_2	613.0 / 319.0	N/A	PFDoA	N/A	0.162	ü
PFTrDA_1	663.0 / 619.0	N/A	PFTrDA			
PFTrDA_2	663.0 / 169.0	N/A	PFTrDA	N/A	0.066	ü
PFTeDA_1	713.0 / 669.0	N/A	PFTeDA			
PFTeDA_2	713.0 / 169.0	N/A	PFTeDA	N/A	0.051	ü
NMeFOSAA_1	570.0 / 419.0	N/A	NMeFOSAA			
NMeFOSAA_2	570.0 / 512.0	N/A	NMeFOSAA	N/A	0.558	ü
NEtFOSAA_1	584.0 / 419.0	N/A	NEtFOSAA			
NEtFOSAA_2	584.0 / 483.0	N/A	NEtFOSAA	N/A	0.069	ü

BATTELLE

Summary Internal Standard Report

Created with Analyst Reporter
Printed: 04/10/2018 8:27:47 PM

Sample Name	KB35 IB	**Injection Vial**	9
Sample ID	Instrument Blank	**Injection Volume**	10.00
Sample Type	Unknown	**Instrument Name**	QTRAP 5500
Acquisition Date	2018-10-02T21:45:25	**Data File**	18-0567.wiff
Acquisition Method	5-0369.dam	**Result Table**	18-0567_BASE
Sample Comment			

Results Summary

Analyte	MRM Transition	RT	IS	IS MRM Transition	IS Area	IS Conc. (ng/L)
PFBS_1	298.9 / 80.0	1.54	13C3-PFBS	302.0 / 99.0	26301.26	232.25
PFBS_2	298.9 / 99.0	1.54	13C3-PFBS	302.0 / 99.0	26301.26	232.25
PFHxA_1	313.0 / 269.0	N/A	13C5-PFHxA	318.0 / 273.0	63762.03	250.00
PFHxA_2	313.0 / 119.0	N/A	13C5-PFHxA	318.0 / 273.0	63762.03	250.00
PFHpA_1	363.0 / 319.0	N/A	13C4-PFHpA	367.0 / 322.0	68855.85	250.00
PFHpA_2	363.0 / 169.0	N/A	13C4-PFHpA	367.0 / 322.0	68855.85	250.00
PFHxS_1	399.0 / 80.0	2.29	13C3-PFHxS	402.0 / 99.0	25913.83	236.50
PFHxS_2	399.0 / 99.0	2.29	13C3-PFHxS	402.0 / 99.0	25913.83	236.50
PFOA_1	413.0 / 369.0	N/A	13C8-PFOA	421.0 / 376.0	97193.51	250.00
PFOA_2	413.0 / 169.0	N/A	13C8-PFOA	421.0 / 376.0	97193.51	250.00
PFNA_1	463.0 / 419.0	3.07	13C9-PFNA	472.0 / 427.0	87468.15	250.00
PFNA_2	463.0 / 219.0	3.07	13C9-PFNA	472.0 / 427.0	87468.15	250.00
PFOS_1	499.0 / 80.0	N/A	13C8-PFOS	507.0 / 99.0	26470.49	239.25
PFOS_2	499.0 / 99.0	N/A	13C8-PFOS	507.0 / 99.0	26470.49	239.25
PFDA_1	513.0 / 469.0	N/A	13C6-PFDA	519.0 / 474.0	95009.51	250.00
PFDA_2	513.0 / 219.0	N/A	13C6-PFDA	519.0 / 474.0	95009.51	250.00
PFUnA_1	563.0 / 519.0	N/A	13C7-PFUnA	570.0 / 525.0	98518.94	250.00
PFUnA_2	563.0 / 269.0	N/A	13C7-PFUnA	570.0 / 525.0	98518.94	250.00
PFDoA_1	613.0 / 569.0	4.02	13C2-PFDoA	615.0 / 570.0	92546.73	250.00
PFDoA_2	613.0 / 319.0	4.01	13C2-PFDoA	615.0 / 570.0	92546.73	250.00
PFTrDA_1	663.0 / 619.0	4.26	13C2-PFTeDA	715.0 / 670.0	73048.82	250.00
PFTrDA_2	663.0 / 169.0	4.25	13C2-PFTeDA	715.0 / 670.0	73048.82	250.00
PFTeDA_1	713.0 / 669.0	4.47	13C2-PFTeDA	715.0 / 670.0	73048.82	250.00
PFTeDA_2	713.0 / 169.0	4.47	13C2-PFTeDA	715.0 / 670.0	73048.82	250.00
NMeFOSAA_1	570.0 / 419.0	3.57	d3-MeFOSAA	573.0 / 419.0	15260.48	250.00
NMeFOSAA_2	570.0 / 512.0	3.57	d3-MeFOSAA	573.0 / 419.0	15260.48	250.00
NEtFOSAA_1	584.0 / 419.0	N/A	d5-EtFOSAA	589.0 / 419.0	16867.00	250.00
NEtFOSAA_2	584.0 / 483.0	N/A	d5-EtFOSAA	589.0 / 419.0	16867.00	250.00

BATTELLE

Summary Internal Standard Report

Created with Analyst Reporter
Printed: 04/10/2018 8:27:52 PM

Sample Name	CR845PB-FS(0)	**Injection Vial**	16
Sample ID	Procedural Blank	**Injection Volume**	10.00
Sample Type	Unknown	**Instrument Name**	QTRAP 5500
Acquisition Date	2018-10-02T23:12:20	**Data File**	18-0567.wiff
Acquisition Method	5-0369.dam	**Result Table**	18-0567_BASE
Sample Comment			

Results Summary

Analyte	MRM Transition	RT	IS	IS MRM Transition	IS Area	IS Conc. (ng/L)
PFBS_1	298.9 / 80.0	N/A	13C3-PFBS	302.0 / 99.0	27056.52	232.25
PFBS_2	298.9 / 99.0	N/A	13C3-PFBS	302.0 / 99.0	27056.52	232.25
PFHxA_1	313.0 / 269.0	N/A	13C5-PFHxA	318.0 / 273.0	62902.30	250.00
PFHxA_2	313.0 / 119.0	N/A	13C5-PFHxA	318.0 / 273.0	62902.30	250.00
PFHpA_1	363.0 / 319.0	N/A	13C4-PFHpA	367.0 / 322.0	67457.98	250.00
PFHpA_2	363.0 / 169.0	N/A	13C4-PFHpA	367.0 / 322.0	67457.98	250.00
PFHxS_1	399.0 / 80.0	N/A	13C3-PFHxS	402.0 / 99.0	24339.32	236.50
PFHxS_2	399.0 / 99.0	N/A	13C3-PFHxS	402.0 / 99.0	24339.32	236.50
PFOA_1	413.0 / 369.0	2.67	13C8-PFOA	421.0 / 376.0	92529.99	250.00
PFOA_2	413.0 / 169.0	2.67	13C8-PFOA	421.0 / 376.0	92529.99	250.00
PFNA_1	463.0 / 419.0	N/A	13C9-PFNA	472.0 / 427.0	92919.05	250.00
PFNA_2	463.0 / 219.0	N/A	13C9-PFNA	472.0 / 427.0	92919.05	250.00
PFOS_1	499.0 / 80.0	N/A	13C8-PFOS	507.0 / 99.0	27904.75	239.25
PFOS_2	499.0 / 99.0	N/A	13C8-PFOS	507.0 / 99.0	27904.75	239.25
PFDA_1	513.0 / 469.0	N/A	13C6-PFDA	519.0 / 474.0	99884.16	250.00
PFDA_2	513.0 / 219.0	N/A	13C6-PFDA	519.0 / 474.0	99884.16	250.00
PFUnA_1	563.0 / 519.0	N/A	13C7-PFUnA	570.0 / 525.0	96519.36	250.00
PFUnA_2	563.0 / 269.0	N/A	13C7-PFUnA	570.0 / 525.0	96519.36	250.00
PFDoA_1	613.0 / 569.0	N/A	13C2-PFDoA	615.0 / 570.0	93026.87	250.00
PFDoA_2	613.0 / 319.0	N/A	13C2-PFDoA	615.0 / 570.0	93026.87	250.00
PFTrDA_1	663.0 / 619.0	N/A	13C2-PFTeDA	715.0 / 670.0	66235.42	250.00
PFTrDA_2	663.0 / 169.0	N/A	13C2-PFTeDA	715.0 / 670.0	66235.42	250.00
PFTeDA_1	713.0 / 669.0	N/A	13C2-PFTeDA	715.0 / 670.0	66235.42	250.00
PFTeDA_2	713.0 / 169.0	N/A	13C2-PFTeDA	715.0 / 670.0	66235.42	250.00
NMeFOSAA_1	570.0 / 419.0	N/A	d3-MeFOSAA	573.0 / 419.0	15334.92	250.00
NMeFOSAA_2	570.0 / 512.0	N/A	d3-MeFOSAA	573.0 / 419.0	15334.92	250.00
NEtFOSAA_1	584.0 / 419.0	N/A	d5-EtFOSAA	589.0 / 419.0	15477.07	250.00
NEtFOSAA_2	584.0 / 483.0	N/A	d5-EtFOSAA	589.0 / 419.0	15477.07	250.00

BATTELLE

Summary Internal Standard Report

Sample Name	CR846LCS-FS(0)	**Injection Vial**	17
Sample ID	Laboratory Control Sample	**Injection Volume**	10.00
Sample Type	Unknown	**Instrument Name**	QTRAP 5500
Acquisition Date	2018-10-02T23:23:12	**Data File**	18-0567.wiff
Acquisition Method	5-0369.dam	**Result Table**	18-0567_BASE
Sample Comment			

Results Summary

Analyte	MRM Transition	RT	IS	IS MRM Transition	IS Area	IS Conc. (ng/L)
PFBS_1	298.9 / 80.0	1.54	13C3-PFBS	302.0 / 99.0	29215.56	232.25
PFBS_2	298.9 / 99.0	1.54	13C3-PFBS	302.0 / 99.0	29215.56	232.25
PFHxA_1	313.0 / 269.0	1.85	13C5-PFHxA	318.0 / 273.0	62887.66	250.00
PFHxA_2	313.0 / 119.0	1.85	13C5-PFHxA	318.0 / 273.0	62887.66	250.00
PFHpA_1	363.0 / 319.0	2.26	13C4-PFHpA	367.0 / 322.0	74372.58	250.00
PFHpA_2	363.0 / 169.0	2.26	13C4-PFHpA	367.0 / 322.0	74372.58	250.00
PFHxS_1	399.0 / 80.0	2.28	13C3-PFHxS	402.0 / 99.0	23752.43	236.50
PFHxS_2	399.0 / 99.0	2.28	13C3-PFHxS	402.0 / 99.0	23752.43	236.50
PFOA_1	413.0 / 369.0	2.66	13C8-PFOA	421.0 / 376.0	92728.36	250.00
PFOA_2	413.0 / 169.0	2.66	13C8-PFOA	421.0 / 376.0	92728.36	250.00
PFNA_1	463.0 / 419.0	3.05	13C9-PFNA	472.0 / 427.0	95213.35	250.00
PFNA_2	463.0 / 219.0	3.05	13C9-PFNA	472.0 / 427.0	95213.35	250.00
PFOS_1	499.0 / 80.0	3.05	13C8-PFOS	507.0 / 99.0	29344.77	239.25
PFOS_2	499.0 / 99.0	3.04	13C8-PFOS	507.0 / 99.0	29344.77	239.25
PFDA_1	513.0 / 469.0	3.40	13C6-PFDA	519.0 / 474.0	96468.30	250.00
PFDA_2	513.0 / 219.0	3.40	13C6-PFDA	519.0 / 474.0	96468.30	250.00
PFUnA_1	563.0 / 519.0	3.71	13C7-PFUnA	570.0 / 525.0	95774.79	250.00
PFUnA_2	563.0 / 269.0	3.71	13C7-PFUnA	570.0 / 525.0	95774.79	250.00
PFDoA_1	613.0 / 569.0	4.00	13C2-PFDoA	615.0 / 570.0	96608.52	250.00
PFDoA_2	613.0 / 319.0	3.99	13C2-PFDoA	615.0 / 570.0	96608.52	250.00
PFTrDA_1	663.0 / 619.0	4.24	13C2-PFTeDA	715.0 / 670.0	74080.74	250.00
PFTrDA_2	663.0 / 169.0	4.24	13C2-PFTeDA	715.0 / 670.0	74080.74	250.00
PFTeDA_1	713.0 / 669.0	4.45	13C2-PFTeDA	715.0 / 670.0	74080.74	250.00
PFTeDA_2	713.0 / 169.0	4.45	13C2-PFTeDA	715.0 / 670.0	74080.74	250.00
NMeFOSAA_1	570.0 / 419.0	3.55	d3-MeFOSAA	573.0 / 419.0	15787.10	250.00
NMeFOSAA_2	570.0 / 512.0	3.55	d3-MeFOSAA	573.0 / 419.0	15787.10	250.00
NEtFOSAA_1	584.0 / 419.0	3.71	d5-EtFOSAA	589.0 / 419.0	14625.38	250.00
NEtFOSAA_2	584.0 / 483.0	3.71	d5-EtFOSAA	589.0 / 419.0	14625.38	250.00

BATTELLE

Summary Internal Standard Report

Sample Name	J8210-FS(0)	**Injection Vial**	18
Sample ID	VC-PM3009-DW01-0918	**Injection Volume**	10.00
Sample Type	Unknown	**Instrument Name**	QTRAP 5500
Acquisition Date	2018-10-02T23:34:04	**Data File**	18-0567.wiff
Acquisition Method	5-0369.dam	**Result Table**	18-0567_BASE
Sample Comment			

Results Summary

Analyte	MRM Transition	RT	IS	IS MRM Transition	IS Area	IS Conc. (ng/L)
PFBS_1	298.9 / 80.0	1.54	13C3-PFBS	302.0 / 99.0	23482.66	232.25
PFBS_2	298.9 / 99.0	1.53	13C3-PFBS	302.0 / 99.0	23482.66	232.25
PFHxA_1	313.0 / 269.0	1.84	13C5-PFHxA	318.0 / 273.0	54196.54	250.00
PFHxA_2	313.0 / 119.0	1.85	13C5-PFHxA	318.0 / 273.0	54196.54	250.00
PFHpA_1	363.0 / 319.0	2.25	13C4-PFHpA	367.0 / 322.0	50173.20	250.00
PFHpA_2	363.0 / 169.0	2.19	13C4-PFHpA	367.0 / 322.0	50173.20	250.00
PFHxS_1	399.0 / 80.0	2.25	13C3-PFHxS	402.0 / 99.0	15729.25	236.50
PFHxS_2	399.0 / 99.0	2.28	13C3-PFHxS	402.0 / 99.0	15729.25	236.50
PFOA_1	413.0 / 369.0	2.66	13C8-PFOA	421.0 / 376.0	59008.10	250.00
PFOA_2	413.0 / 169.0	2.66	13C8-PFOA	421.0 / 376.0	59008.10	250.00
PFNA_1	463.0 / 419.0	3.05	13C9-PFNA	472.0 / 427.0	18310.34	250.00
PFNA_2	463.0 / 219.0	3.04	13C9-PFNA	472.0 / 427.0	18310.34	250.00
PFOS_1	499.0 / 80.0	3.08	13C8-PFOS	507.0 / 99.0	2999.95	239.25
PFOS_2	499.0 / 99.0	3.06	13C8-PFOS	507.0 / 99.0	2999.95	239.25
PFDA_1	513.0 / 469.0	3.41	13C6-PFDA	519.0 / 474.0	80603.33	250.00
PFDA_2	513.0 / 219.0	3.41	13C6-PFDA	519.0 / 474.0	80603.33	250.00
PFUnA_1	563.0 / 519.0	3.65	13C7-PFUnA	570.0 / 525.0	85926.06	250.00
PFUnA_2	563.0 / 269.0	3.52	13C7-PFUnA	570.0 / 525.0	85926.06	250.00
PFDoA_1	613.0 / 569.0	N/A	13C2-PFDoA	615.0 / 570.0	85314.36	250.00
PFDoA_2	613.0 / 319.0	N/A	13C2-PFDoA	615.0 / 570.0	85314.36	250.00
PFTrDA_1	663.0 / 619.0	N/A	13C2-PFTeDA	715.0 / 670.0	59303.71	250.00
PFTrDA_2	663.0 / 169.0	N/A	13C2-PFTeDA	715.0 / 670.0	59303.71	250.00
PFTeDA_1	713.0 / 669.0	N/A	13C2-PFTeDA	715.0 / 670.0	59303.71	250.00
PFTeDA_2	713.0 / 169.0	N/A	13C2-PFTeDA	715.0 / 670.0	59303.71	250.00
NMeFOSAA_1	570.0 / 419.0	3.51	d3-MeFOSAA	573.0 / 419.0	12612.34	250.00
NMeFOSAA_2	570.0 / 512.0	3.53	d3-MeFOSAA	573.0 / 419.0	12612.34	250.00
NEtFOSAA_1	584.0 / 419.0	3.73	d5-EtFOSAA	589.0 / 419.0	14182.00	250.00
NEtFOSAA_2	584.0 / 483.0	3.73	d5-EtFOSAA	589.0 / 419.0	14182.00	250.00

BATTELLE

Summary Internal Standard Report

Sample Name	J8210-FS-D(3)	**Injection Vial**	19
Sample ID	VC-PM3009-DW01-0918	**Injection Volume**	10.00
Sample Type	Unknown	**Instrument Name**	QTRAP 5500
Acquisition Date	2018-10-02T23:44:56	**Data File**	18-0567.wiff
Acquisition Method	5-0369.dam	**Result Table**	18-0567_BASE
Sample Comment			

Results Summary

Analyte	MRM Transition	RT	IS	IS MRM Transition	IS Area	IS Conc. (ng/L)
PFBS_1	298.9 / 80.0	1.54	13C3-PFBS	302.0 / 99.0	35850.50	232.25
PFBS_2	298.9 / 99.0	1.53	13C3-PFBS	302.0 / 99.0	35850.50	232.25
PFHxA_1	313.0 / 269.0	1.85	13C5-PFHxA	318.0 / 273.0	77047.24	250.00
PFHxA_2	313.0 / 119.0	1.85	13C5-PFHxA	318.0 / 273.0	77047.24	250.00
PFHpA_1	363.0 / 319.0	2.25	13C4-PFHpA	367.0 / 322.0	80251.76	250.00
PFHpA_2	363.0 / 169.0	2.20	13C4-PFHpA	367.0 / 322.0	80251.76	250.00
PFHxS_1	399.0 / 80.0	2.28	13C3-PFHxS	402.0 / 99.0	28429.75	236.50
PFHxS_2	399.0 / 99.0	2.28	13C3-PFHxS	402.0 / 99.0	28429.75	236.50
PFOA_1	413.0 / 369.0	2.66	13C8-PFOA	421.0 / 376.0	81634.25	250.00
PFOA_2	413.0 / 169.0	2.65	13C8-PFOA	421.0 / 376.0	81634.25	250.00
PFNA_1	463.0 / 419.0	N/A	13C9-PFNA	472.0 / 427.0	38694.00	250.00
PFNA_2	463.0 / 219.0	N/A	13C9-PFNA	472.0 / 427.0	38694.00	250.00
PFOS_1	499.0 / 80.0	2.97	13C8-PFOS	507.0 / 99.0	12575.74	239.25
PFOS_2	499.0 / 99.0	3.06	13C8-PFOS	507.0 / 99.0	12575.74	239.25
PFDA_1	513.0 / 469.0	N/A	13C6-PFDA	519.0 / 474.0	97812.79	250.00
PFDA_2	513.0 / 219.0	N/A	13C6-PFDA	519.0 / 474.0	97812.79	250.00
PFUnA_1	563.0 / 519.0	N/A	13C7-PFUnA	570.0 / 525.0	103567.03	250.00
PFUnA_2	563.0 / 269.0	N/A	13C7-PFUnA	570.0 / 525.0	103567.03	250.00
PFDoA_1	613.0 / 569.0	N/A	13C2-PFDoA	615.0 / 570.0	104208.70	250.00
PFDoA_2	613.0 / 319.0	N/A	13C2-PFDoA	615.0 / 570.0	104208.70	250.00
PFTrDA_1	663.0 / 619.0	N/A	13C2-PFTeDA	715.0 / 670.0	73249.59	250.00
PFTrDA_2	663.0 / 169.0	N/A	13C2-PFTeDA	715.0 / 670.0	73249.59	250.00
PFTeDA_1	713.0 / 669.0	N/A	13C2-PFTeDA	715.0 / 670.0	73249.59	250.00
PFTeDA_2	713.0 / 169.0	N/A	13C2-PFTeDA	715.0 / 670.0	73249.59	250.00
NMeFOSAA_1	570.0 / 419.0	N/A	d3-MeFOSAA	573.0 / 419.0	15228.82	250.00
NMeFOSAA_2	570.0 / 512.0	N/A	d3-MeFOSAA	573.0 / 419.0	15228.82	250.00
NEtFOSAA_1	584.0 / 419.0	N/A	d5-EtFOSAA	589.0 / 419.0	15430.80	250.00
NEtFOSAA_2	584.0 / 483.0	N/A	d5-EtFOSAA	589.0 / 419.0	15430.80	250.00

BATTELLE

Summary Internal Standard Report

Sample Name	J8210-FS-D(5)	**Injection Vial**	20
Sample ID	VC-PM3009-DW01-0918	**Injection Volume**	10.00
Sample Type	Unknown	**Instrument Name**	QTRAP 5500
Acquisition Date	2018-10-02T23:55:48	**Data File**	18-0567.wiff
Acquisition Method	5-0369.dam	**Result Table**	18-0567_BASE
Sample Comment			

Results Summary

Analyte	MRM Transition	RT	IS	IS MRM Transition	IS Area	IS Conc. (ng/L)
PFBS_1	298.9 / 80.0	1.53	13C3-PFBS	302.0 / 99.0	40793.10	232.25
PFBS_2	298.9 / 99.0	1.53	13C3-PFBS	302.0 / 99.0	40793.10	232.25
PFHxA_1	313.0 / 269.0	1.84	13C5-PFHxA	318.0 / 273.0	81284.04	250.00
PFHxA_2	313.0 / 119.0	1.85	13C5-PFHxA	318.0 / 273.0	81284.04	250.00
PFHpA_1	363.0 / 319.0	N/A	13C4-PFHpA	367.0 / 322.0	88595.35	250.00
PFHpA_2	363.0 / 169.0	N/A	13C4-PFHpA	367.0 / 322.0	88595.35	250.00
PFHxS_1	399.0 / 80.0	2.28	13C3-PFHxS	402.0 / 99.0	28073.99	236.50
PFHxS_2	399.0 / 99.0	2.28	13C3-PFHxS	402.0 / 99.0	28073.99	236.50
PFOA_1	413.0 / 369.0	N/A	13C8-PFOA	421.0 / 376.0	106953.85	250.00
PFOA_2	413.0 / 169.0	N/A	13C8-PFOA	421.0 / 376.0	106953.85	250.00
PFNA_1	463.0 / 419.0	N/A	13C9-PFNA	472.0 / 427.0	65712.50	250.00
PFNA_2	463.0 / 219.0	N/A	13C9-PFNA	472.0 / 427.0	65712.50	250.00
PFOS_1	499.0 / 80.0	3.06	13C8-PFOS	507.0 / 99.0	21780.85	239.25
PFOS_2	499.0 / 99.0	3.06	13C8-PFOS	507.0 / 99.0	21780.85	239.25
PFDA_1	513.0 / 469.0	N/A	13C6-PFDA	519.0 / 474.0	119931.26	250.00
PFDA_2	513.0 / 219.0	N/A	13C6-PFDA	519.0 / 474.0	119931.26	250.00
PFUnA_1	563.0 / 519.0	N/A	13C7-PFUnA	570.0 / 525.0	119494.33	250.00
PFUnA_2	563.0 / 269.0	N/A	13C7-PFUnA	570.0 / 525.0	119494.33	250.00
PFDoA_1	613.0 / 569.0	N/A	13C2-PFDoA	615.0 / 570.0	110934.87	250.00
PFDoA_2	613.0 / 319.0	N/A	13C2-PFDoA	615.0 / 570.0	110934.87	250.00
PFTrDA_1	663.0 / 619.0	N/A	13C2-PFTeDA	715.0 / 670.0	88022.02	250.00
PFTrDA_2	663.0 / 169.0	N/A	13C2-PFTeDA	715.0 / 670.0	88022.02	250.00
PFTeDA_1	713.0 / 669.0	N/A	13C2-PFTeDA	715.0 / 670.0	88022.02	250.00
PFTeDA_2	713.0 / 169.0	N/A	13C2-PFTeDA	715.0 / 670.0	88022.02	250.00
NMeFOSAA_1	570.0 / 419.0	N/A	d3-MeFOSAA	573.0 / 419.0	16343.49	250.00
NMeFOSAA_2	570.0 / 512.0	N/A	d3-MeFOSAA	573.0 / 419.0	16343.49	250.00
NEtFOSAA_1	584.0 / 419.0	N/A	d5-EtFOSAA	589.0 / 419.0	18743.37	250.00
NEtFOSAA_2	584.0 / 483.0	N/A	d5-EtFOSAA	589.0 / 419.0	18743.37	250.00

BATTELLE

Summary Internal Standard Report

Created with Analyst Reporter
Printed: 04/10/2018 8:28:13 PM

Sample Name	J8210-FS-D(7)	**Injection Vial**	21
Sample ID	VC-PM3009-DW01-0918	**Injection Volume**	10.00
Sample Type	Unknown	**Instrument Name**	QTRAP 5500
Acquisition Date	2018-10-03T00:06:40	**Data File**	18-0567.wiff
Acquisition Method	5-0369.dam	**Result Table**	18-0567_BASE
Sample Comment			

Results Summary

Analyte	MRM Transition	RT	IS	IS MRM Transition	IS Area	IS Conc. (ng/L)
PFBS_1	298.9 / 80.0	N/A	13C3-PFBS	302.0 / 99.0	37519.95	232.25
PFBS_2	298.9 / 99.0	N/A	13C3-PFBS	302.0 / 99.0	37519.95	232.25
PFHxA_1	313.0 / 269.0	N/A	13C5-PFHxA	318.0 / 273.0	75695.34	250.00
PFHxA_2	313.0 / 119.0	N/A	13C5-PFHxA	318.0 / 273.0	75695.34	250.00
PFHpA_1	363.0 / 319.0	N/A	13C4-PFHpA	367.0 / 322.0	85061.81	250.00
PFHpA_2	363.0 / 169.0	N/A	13C4-PFHpA	367.0 / 322.0	85061.81	250.00
PFHxS_1	399.0 / 80.0	2.27	13C3-PFHxS	402.0 / 99.0	29224.46	236.50
PFHxS_2	399.0 / 99.0	2.27	13C3-PFHxS	402.0 / 99.0	29224.46	236.50
PFOA_1	413.0 / 369.0	N/A	13C8-PFOA	421.0 / 376.0	108046.73	250.00
PFOA_2	413.0 / 169.0	N/A	13C8-PFOA	421.0 / 376.0	108046.73	250.00
PFNA_1	463.0 / 419.0	N/A	13C9-PFNA	472.0 / 427.0	86173.29	250.00
PFNA_2	463.0 / 219.0	N/A	13C9-PFNA	472.0 / 427.0	86173.29	250.00
PFOS_1	499.0 / 80.0	3.06	13C8-PFOS	507.0 / 99.0	22323.62	239.25
PFOS_2	499.0 / 99.0	3.06	13C8-PFOS	507.0 / 99.0	22323.62	239.25
PFDA_1	513.0 / 469.0	N/A	13C6-PFDA	519.0 / 474.0	114801.42	250.00
PFDA_2	513.0 / 219.0	N/A	13C6-PFDA	519.0 / 474.0	114801.42	250.00
PFUnA_1	563.0 / 519.0	N/A	13C7-PFUnA	570.0 / 525.0	111985.10	250.00
PFUnA_2	563.0 / 269.0	N/A	13C7-PFUnA	570.0 / 525.0	111985.10	250.00
PFDoA_1	613.0 / 569.0	N/A	13C2-PFDoA	615.0 / 570.0	107707.95	250.00
PFDoA_2	613.0 / 319.0	N/A	13C2-PFDoA	615.0 / 570.0	107707.95	250.00
PFTrDA_1	663.0 / 619.0	N/A	13C2-PFTeDA	715.0 / 670.0	84063.28	250.00
PFTrDA_2	663.0 / 169.0	N/A	13C2-PFTeDA	715.0 / 670.0	84063.28	250.00
PFTeDA_1	713.0 / 669.0	N/A	13C2-PFTeDA	715.0 / 670.0	84063.28	250.00
PFTeDA_2	713.0 / 169.0	N/A	13C2-PFTeDA	715.0 / 670.0	84063.28	250.00
NMeFOSAA_1	570.0 / 419.0	N/A	d3-MeFOSAA	573.0 / 419.0	15640.26	250.00
NMeFOSAA_2	570.0 / 512.0	N/A	d3-MeFOSAA	573.0 / 419.0	15640.26	250.00
NEtFOSAA_1	584.0 / 419.0	N/A	d5-EtFOSAA	589.0 / 419.0	18719.29	250.00
NEtFOSAA_2	584.0 / 483.0	N/A	d5-EtFOSAA	589.0 / 419.0	18719.29	250.00

BATTELLE

Summary Internal Standard Report

Sample Name	J8210-FS-D(9)	**Injection Vial**	22
Sample ID	VC-PM3009-DW01-0918	**Injection Volume**	10.00
Sample Type	Unknown	**Instrument Name**	QTRAP 5500
Acquisition Date	2018-10-03T00:17:32	**Data File**	18-0567.wiff
Acquisition Method	5-0369.dam	**Result Table**	18-0567_BASE
Sample Comment			

Results Summary

Analyte	MRM Transition	RT	IS	IS MRM Transition	IS Area	IS Conc. (ng/L)
PFBS_1	298.9 / 80.0	N/A	13C3-PFBS	302.0 / 99.0	33314.20	232.25
PFBS_2	298.9 / 99.0	N/A	13C3-PFBS	302.0 / 99.0	33314.20	232.25
PFHxA_1	313.0 / 269.0	N/A	13C5-PFHxA	318.0 / 273.0	70703.28	250.00
PFHxA_2	313.0 / 119.0	N/A	13C5-PFHxA	318.0 / 273.0	70703.28	250.00
PFHpA_1	363.0 / 319.0	N/A	13C4-PFHpA	367.0 / 322.0	84375.47	250.00
PFHpA_2	363.0 / 169.0	N/A	13C4-PFHpA	367.0 / 322.0	84375.47	250.00
PFHxS_1	399.0 / 80.0	2.28	13C3-PFHxS	402.0 / 99.0	29347.15	236.50
PFHxS_2	399.0 / 99.0	2.28	13C3-PFHxS	402.0 / 99.0	29347.15	236.50
PFOA_1	413.0 / 369.0	N/A	13C8-PFOA	421.0 / 376.0	105678.56	250.00
PFOA_2	413.0 / 169.0	N/A	13C8-PFOA	421.0 / 376.0	105678.56	250.00
PFNA_1	463.0 / 419.0	N/A	13C9-PFNA	472.0 / 427.0	108751.69	250.00
PFNA_2	463.0 / 219.0	N/A	13C9-PFNA	472.0 / 427.0	108751.69	250.00
PFOS_1	499.0 / 80.0	3.06	13C8-PFOS	507.0 / 99.0	33196.02	239.25
PFOS_2	499.0 / 99.0	3.06	13C8-PFOS	507.0 / 99.0	33196.02	239.25
PFDA_1	513.0 / 469.0	N/A	13C6-PFDA	519.0 / 474.0	116542.26	250.00
PFDA_2	513.0 / 219.0	N/A	13C6-PFDA	519.0 / 474.0	116542.26	250.00
PFUnA_1	563.0 / 519.0	N/A	13C7-PFUnA	570.0 / 525.0	115760.95	250.00
PFUnA_2	563.0 / 269.0	N/A	13C7-PFUnA	570.0 / 525.0	115760.95	250.00
PFDoA_1	613.0 / 569.0	N/A	13C2-PFDoA	615.0 / 570.0	111372.50	250.00
PFDoA_2	613.0 / 319.0	N/A	13C2-PFDoA	615.0 / 570.0	111372.50	250.00
PFTrDA_1	663.0 / 619.0	N/A	13C2-PFTeDA	715.0 / 670.0	88087.72	250.00
PFTrDA_2	663.0 / 169.0	N/A	13C2-PFTeDA	715.0 / 670.0	88087.72	250.00
PFTeDA_1	713.0 / 669.0	N/A	13C2-PFTeDA	715.0 / 670.0	88087.72	250.00
PFTeDA_2	713.0 / 169.0	N/A	13C2-PFTeDA	715.0 / 670.0	88087.72	250.00
NMeFOSAA_1	570.0 / 419.0	N/A	d3-MeFOSAA	573.0 / 419.0	16102.60	250.00
NMeFOSAA_2	570.0 / 512.0	N/A	d3-MeFOSAA	573.0 / 419.0	16102.60	250.00
NEtFOSAA_1	584.0 / 419.0	N/A	d5-EtFOSAA	589.0 / 419.0	20200.91	250.00
NEtFOSAA_2	584.0 / 483.0	N/A	d5-EtFOSAA	589.0 / 419.0	20200.91	250.00

BATTELLE

Summary Internal Standard Report

Sample Name	J8211-FS(0)	**Injection Vial**	26
Sample ID	VC-PM3009-DW02-0918	**Injection Volume**	10.00
Sample Type	Unknown	**Instrument Name**	QTRAP 5500
Acquisition Date	2018-10-03T01:01:00	**Data File**	18-0567.wiff
Acquisition Method	5-0369.dam	**Result Table**	18-0567_BASE
Sample Comment			

Results Summary

Analyte	MRM Transition	RT	IS	IS MRM Transition	IS Area	IS Conc. (ng/L)
PFBS_1	298.9 / 80.0	1.53	13C3-PFBS	302.0 / 99.0	30433.35	232.25
PFBS_2	298.9 / 99.0	1.53	13C3-PFBS	302.0 / 99.0	30433.35	232.25
PFHxA_1	313.0 / 269.0	1.84	13C5-PFHxA	318.0 / 273.0	78147.05	250.00
PFHxA_2	313.0 / 119.0	1.84	13C5-PFHxA	318.0 / 273.0	78147.05	250.00
PFHpA_1	363.0 / 319.0	2.25	13C4-PFHpA	367.0 / 322.0	92767.20	250.00
PFHpA_2	363.0 / 169.0	2.25	13C4-PFHpA	367.0 / 322.0	92767.20	250.00
PFHxS_1	399.0 / 80.0	2.28	13C3-PFHxS	402.0 / 99.0	27534.80	236.50
PFHxS_2	399.0 / 99.0	2.28	13C3-PFHxS	402.0 / 99.0	27534.80	236.50
PFOA_1	413.0 / 369.0	2.66	13C8-PFOA	421.0 / 376.0	81037.17	250.00
PFOA_2	413.0 / 169.0	2.66	13C8-PFOA	421.0 / 376.0	81037.17	250.00
PFNA_1	463.0 / 419.0	3.06	13C9-PFNA	472.0 / 427.0	75210.52	250.00
PFNA_2	463.0 / 219.0	3.06	13C9-PFNA	472.0 / 427.0	75210.52	250.00
PFOS_1	499.0 / 80.0	3.06	13C8-PFOS	507.0 / 99.0	20731.05	239.25
PFOS_2	499.0 / 99.0	3.06	13C8-PFOS	507.0 / 99.0	20731.05	239.25
PFDA_1	513.0 / 469.0	3.41	13C6-PFDA	519.0 / 474.0	100206.22	250.00
PFDA_2	513.0 / 219.0	3.41	13C6-PFDA	519.0 / 474.0	100206.22	250.00
PFUnA_1	563.0 / 519.0	3.73	13C7-PFUnA	570.0 / 525.0	95234.33	250.00
PFUnA_2	563.0 / 269.0	3.72	13C7-PFUnA	570.0 / 525.0	95234.33	250.00
PFDoA_1	613.0 / 569.0	N/A	13C2-PFDoA	615.0 / 570.0	104826.59	250.00
PFDoA_2	613.0 / 319.0	N/A	13C2-PFDoA	615.0 / 570.0	104826.59	250.00
PFTrDA_1	663.0 / 619.0	N/A	13C2-PFTeDA	715.0 / 670.0	77284.99	250.00
PFTrDA_2	663.0 / 169.0	N/A	13C2-PFTeDA	715.0 / 670.0	77284.99	250.00
PFTeDA_1	713.0 / 669.0	N/A	13C2-PFTeDA	715.0 / 670.0	77284.99	250.00
PFTeDA_2	713.0 / 169.0	N/A	13C2-PFTeDA	715.0 / 670.0	77284.99	250.00
NMeFOSAA_1	570.0 / 419.0	N/A	d3-MeFOSAA	573.0 / 419.0	13392.06	250.00
NMeFOSAA_2	570.0 / 512.0	N/A	d3-MeFOSAA	573.0 / 419.0	13392.06	250.00
NEtFOSAA_1	584.0 / 419.0	N/A	d5-EtFOSAA	589.0 / 419.0	16337.79	250.00
NEtFOSAA_2	584.0 / 483.0	N/A	d5-EtFOSAA	589.0 / 419.0	16337.79	250.00

BATTELLE

Summary Internal Standard Report

Sample Name	J8211-FS-D(3)	**Injection Vial**	27
Sample ID	VC-PM3009-DW02-0918	**Injection Volume**	10.00
Sample Type	Unknown	**Instrument Name**	QTRAP 5500
Acquisition Date	2018-10-03T01:11:52	**Data File**	18-0567.wiff
Acquisition Method	5-0369.dam	**Result Table**	18-0567_BASE
Sample Comment			

Results Summary

Analyte	MRM Transition	RT	IS	IS MRM Transition	IS Area	IS Conc. (ng/L)
PFBS_1	298.9 / 80.0	N/A	13C3-PFBS	302.0 / 99.0	36001.03	232.25
PFBS_2	298.9 / 99.0	N/A	13C3-PFBS	302.0 / 99.0	36001.03	232.25
PFHxA_1	313.0 / 269.0	N/A	13C5-PFHxA	318.0 / 273.0	88679.00	250.00
PFHxA_2	313.0 / 119.0	N/A	13C5-PFHxA	318.0 / 273.0	88679.00	250.00
PFHpA_1	363.0 / 319.0	N/A	13C4-PFHpA	367.0 / 322.0	104342.76	250.00
PFHpA_2	363.0 / 169.0	N/A	13C4-PFHpA	367.0 / 322.0	104342.76	250.00
PFHxS_1	399.0 / 80.0	2.27	13C3-PFHxS	402.0 / 99.0	30445.00	236.50
PFHxS_2	399.0 / 99.0	2.27	13C3-PFHxS	402.0 / 99.0	30445.00	236.50
PFOA_1	413.0 / 369.0	2.66	13C8-PFOA	421.0 / 376.0	99971.17	250.00
PFOA_2	413.0 / 169.0	2.66	13C8-PFOA	421.0 / 376.0	99971.17	250.00
PFNA_1	463.0 / 419.0	N/A	13C9-PFNA	472.0 / 427.0	92030.66	250.00
PFNA_2	463.0 / 219.0	N/A	13C9-PFNA	472.0 / 427.0	92030.66	250.00
PFOS_1	499.0 / 80.0	3.06	13C8-PFOS	507.0 / 99.0	27066.79	239.25
PFOS_2	499.0 / 99.0	3.06	13C8-PFOS	507.0 / 99.0	27066.79	239.25
PFDA_1	513.0 / 469.0	N/A	13C6-PFDA	519.0 / 474.0	108407.16	250.00
PFDA_2	513.0 / 219.0	N/A	13C6-PFDA	519.0 / 474.0	108407.16	250.00
PFUnA_1	563.0 / 519.0	N/A	13C7-PFUnA	570.0 / 525.0	115107.70	250.00
PFUnA_2	563.0 / 269.0	N/A	13C7-PFUnA	570.0 / 525.0	115107.70	250.00
PFDoA_1	613.0 / 569.0	N/A	13C2-PFDoA	615.0 / 570.0	106016.05	250.00
PFDoA_2	613.0 / 319.0	N/A	13C2-PFDoA	615.0 / 570.0	106016.05	250.00
PFTrDA_1	663.0 / 619.0	N/A	13C2-PFTeDA	715.0 / 670.0	84352.17	250.00
PFTrDA_2	663.0 / 169.0	N/A	13C2-PFTeDA	715.0 / 670.0	84352.17	250.00
PFTeDA_1	713.0 / 669.0	N/A	13C2-PFTeDA	715.0 / 670.0	84352.17	250.00
PFTeDA_2	713.0 / 169.0	N/A	13C2-PFTeDA	715.0 / 670.0	84352.17	250.00
NMeFOSAA_1	570.0 / 419.0	N/A	d3-MeFOSAA	573.0 / 419.0	15215.29	250.00
NMeFOSAA_2	570.0 / 512.0	N/A	d3-MeFOSAA	573.0 / 419.0	15215.29	250.00
NEtFOSAA_1	584.0 / 419.0	N/A	d5-EtFOSAA	589.0 / 419.0	20790.85	250.00
NEtFOSAA_2	584.0 / 483.0	N/A	d5-EtFOSAA	589.0 / 419.0	20790.85	250.00

BATTELLE

Summary Internal Standard Report

Created with Analyst Reporter
Printed: 04/10/2018 8:28:28 PM

Sample Name	J8211-FS-D(5)	**Injection Vial**	28
Sample ID	VC-PM3009-DW02-0918	**Injection Volume**	10.00
Sample Type	Unknown	**Instrument Name**	QTRAP 5500
Acquisition Date	2018-10-03T01:22:43	**Data File**	18-0567.wiff
Acquisition Method	5-0369.dam	**Result Table**	18-0567_BASE
Sample Comment			

Results Summary

Analyte	MRM Transition	RT	IS	IS MRM Transition	IS Area	IS Conc. (ng/L)
PFBS_1	298.9 / 80.0	N/A	13C3-PFBS	302.0 / 99.0	40512.69	232.25
PFBS_2	298.9 / 99.0	N/A	13C3-PFBS	302.0 / 99.0	40512.69	232.25
PFHxA_1	313.0 / 269.0	N/A	13C5-PFHxA	318.0 / 273.0	78779.84	250.00
PFHxA_2	313.0 / 119.0	N/A	13C5-PFHxA	318.0 / 273.0	78779.84	250.00
PFHpA_1	363.0 / 319.0	N/A	13C4-PFHpA	367.0 / 322.0	92412.43	250.00
PFHpA_2	363.0 / 169.0	N/A	13C4-PFHpA	367.0 / 322.0	92412.43	250.00
PFHxS_1	399.0 / 80.0	N/A	13C3-PFHxS	402.0 / 99.0	29245.31	236.50
PFHxS_2	399.0 / 99.0	N/A	13C3-PFHxS	402.0 / 99.0	29245.31	236.50
PFOA_1	413.0 / 369.0	N/A	13C8-PFOA	421.0 / 376.0	109331.13	250.00
PFOA_2	413.0 / 169.0	N/A	13C8-PFOA	421.0 / 376.0	109331.13	250.00
PFNA_1	463.0 / 419.0	N/A	13C9-PFNA	472.0 / 427.0	105709.78	250.00
PFNA_2	463.0 / 219.0	N/A	13C9-PFNA	472.0 / 427.0	105709.78	250.00
PFOS_1	499.0 / 80.0	3.06	13C8-PFOS	507.0 / 99.0	29839.47	239.25
PFOS_2	499.0 / 99.0	3.06	13C8-PFOS	507.0 / 99.0	29839.47	239.25
PFDA_1	513.0 / 469.0	N/A	13C6-PFDA	519.0 / 474.0	115822.00	250.00
PFDA_2	513.0 / 219.0	N/A	13C6-PFDA	519.0 / 474.0	115822.00	250.00
PFUnA_1	563.0 / 519.0	N/A	13C7-PFUnA	570.0 / 525.0	109519.41	250.00
PFUnA_2	563.0 / 269.0	N/A	13C7-PFUnA	570.0 / 525.0	109519.41	250.00
PFDoA_1	613.0 / 569.0	3.41	13C2-PFDoA	615.0 / 570.0	112010.53	250.00
PFDoA_2	613.0 / 319.0	3.64	13C2-PFDoA	615.0 / 570.0	112010.53	250.00
PFTrDA_1	663.0 / 619.0	N/A	13C2-PFTeDA	715.0 / 670.0	82717.71	250.00
PFTrDA_2	663.0 / 169.0	N/A	13C2-PFTeDA	715.0 / 670.0	82717.71	250.00
PFTeDA_1	713.0 / 669.0	N/A	13C2-PFTeDA	715.0 / 670.0	82717.71	250.00
PFTeDA_2	713.0 / 169.0	N/A	13C2-PFTeDA	715.0 / 670.0	82717.71	250.00
NMeFOSAA_1	570.0 / 419.0	N/A	d3-MeFOSAA	573.0 / 419.0	15626.94	250.00
NMeFOSAA_2	570.0 / 512.0	N/A	d3-MeFOSAA	573.0 / 419.0	15626.94	250.00
NEtFOSAA_1	584.0 / 419.0	N/A	d5-EtFOSAA	589.0 / 419.0	18983.29	250.00
NEtFOSAA_2	584.0 / 483.0	N/A	d5-EtFOSAA	589.0 / 419.0	18983.29	250.00

BATTELLE

Summary Internal Standard Report

Sample Name	J8212-FS(0)	**Injection Vial**	29
Sample ID	VC-PM3009-DW02P-0918	**Injection Volume**	10.00
Sample Type	Unknown	**Instrument Name**	QTRAP 5500
Acquisition Date	2018-10-03T01:33:35	**Data File**	18-0567.wiff
Acquisition Method	5-0369.dam	**Result Table**	18-0567_BASE
Sample Comment			

Results Summary

Analyte	MRM Transition	RT	IS	IS MRM Transition	IS Area	IS Conc. (ng/L)
PFBS_1	298.9 / 80.0	1.53	13C3-PFBS	302.0 / 99.0	27087.41	232.25
PFBS_2	298.9 / 99.0	1.53	13C3-PFBS	302.0 / 99.0	27087.41	232.25
PFHxA_1	313.0 / 269.0	1.85	13C5-PFHxA	318.0 / 273.0	64932.32	250.00
PFHxA_2	313.0 / 119.0	1.85	13C5-PFHxA	318.0 / 273.0	64932.32	250.00
PFHpA_1	363.0 / 319.0	2.26	13C4-PFHpA	367.0 / 322.0	81789.34	250.00
PFHpA_2	363.0 / 169.0	2.25	13C4-PFHpA	367.0 / 322.0	81789.34	250.00
PFHxS_1	399.0 / 80.0	2.28	13C3-PFHxS	402.0 / 99.0	24155.02	236.50
PFHxS_2	399.0 / 99.0	2.28	13C3-PFHxS	402.0 / 99.0	24155.02	236.50
PFOA_1	413.0 / 369.0	2.67	13C8-PFOA	421.0 / 376.0	71048.11	250.00
PFOA_2	413.0 / 169.0	2.66	13C8-PFOA	421.0 / 376.0	71048.11	250.00
PFNA_1	463.0 / 419.0	3.06	13C9-PFNA	472.0 / 427.0	66419.23	250.00
PFNA_2	463.0 / 219.0	3.06	13C9-PFNA	472.0 / 427.0	66419.23	250.00
PFOS_1	499.0 / 80.0	3.06	13C8-PFOS	507.0 / 99.0	18992.52	239.25
PFOS_2	499.0 / 99.0	3.06	13C8-PFOS	507.0 / 99.0	18992.52	239.25
PFDA_1	513.0 / 469.0	3.41	13C6-PFDA	519.0 / 474.0	88149.79	250.00
PFDA_2	513.0 / 219.0	3.41	13C6-PFDA	519.0 / 474.0	88149.79	250.00
PFUnA_1	563.0 / 519.0	N/A	13C7-PFUnA	570.0 / 525.0	84853.93	250.00
PFUnA_2	563.0 / 269.0	N/A	13C7-PFUnA	570.0 / 525.0	84853.93	250.00
PFDoA_1	613.0 / 569.0	N/A	13C2-PFDoA	615.0 / 570.0	78637.33	250.00
PFDoA_2	613.0 / 319.0	N/A	13C2-PFDoA	615.0 / 570.0	78637.33	250.00
PFTrDA_1	663.0 / 619.0	N/A	13C2-PFTeDA	715.0 / 670.0	56462.11	250.00
PFTrDA_2	663.0 / 169.0	N/A	13C2-PFTeDA	715.0 / 670.0	56462.11	250.00
PFTeDA_1	713.0 / 669.0	N/A	13C2-PFTeDA	715.0 / 670.0	56462.11	250.00
PFTeDA_2	713.0 / 169.0	N/A	13C2-PFTeDA	715.0 / 670.0	56462.11	250.00
NMeFOSAA_1	570.0 / 419.0	N/A	d3-MeFOSAA	573.0 / 419.0	10495.72	250.00
NMeFOSAA_2	570.0 / 512.0	N/A	d3-MeFOSAA	573.0 / 419.0	10495.72	250.00
NEtFOSAA_1	584.0 / 419.0	N/A	d5-EtFOSAA	589.0 / 419.0	13510.92	250.00
NEtFOSAA_2	584.0 / 483.0	N/A	d5-EtFOSAA	589.0 / 419.0	13510.92	250.00

BATTELLE

Summary Internal Standard Report

Sample Name	J8212-FS-D(3)	**Injection Vial**	30
Sample ID	VC-PM3009-DW02P-0918	**Injection Volume**	10.00
Sample Type	Unknown	**Instrument Name**	QTRAP 5500
Acquisition Date	2018-10-03T01:44:27	**Data File**	18-0567.wiff
Acquisition Method	5-0369.dam	**Result Table**	18-0567_BASE
Sample Comment			

Results Summary

Analyte	MRM Transition	RT	IS	IS MRM Transition	IS Area	IS Conc. (ng/L)
PFBS_1	298.9 / 80.0	N/A	13C3-PFBS	302.0 / 99.0	39401.69	232.25
PFBS_2	298.9 / 99.0	N/A	13C3-PFBS	302.0 / 99.0	39401.69	232.25
PFHxA_1	313.0 / 269.0	N/A	13C5-PFHxA	318.0 / 273.0	92210.69	250.00
PFHxA_2	313.0 / 119.0	N/A	13C5-PFHxA	318.0 / 273.0	92210.69	250.00
PFHpA_1	363.0 / 319.0	N/A	13C4-PFHpA	367.0 / 322.0	109964.23	250.00
PFHpA_2	363.0 / 169.0	N/A	13C4-PFHpA	367.0 / 322.0	109964.23	250.00
PFHxS_1	399.0 / 80.0	2.27	13C3-PFHxS	402.0 / 99.0	31870.43	236.50
PFHxS_2	399.0 / 99.0	2.27	13C3-PFHxS	402.0 / 99.0	31870.43	236.50
PFOA_1	413.0 / 369.0	2.66	13C8-PFOA	421.0 / 376.0	103105.58	250.00
PFOA_2	413.0 / 169.0	2.66	13C8-PFOA	421.0 / 376.0	103105.58	250.00
PFNA_1	463.0 / 419.0	N/A	13C9-PFNA	472.0 / 427.0	95462.42	250.00
PFNA_2	463.0 / 219.0	N/A	13C9-PFNA	472.0 / 427.0	95462.42	250.00
PFOS_1	499.0 / 80.0	3.06	13C8-PFOS	507.0 / 99.0	28424.59	239.25
PFOS_2	499.0 / 99.0	3.06	13C8-PFOS	507.0 / 99.0	28424.59	239.25
PFDA_1	513.0 / 469.0	N/A	13C6-PFDA	519.0 / 474.0	113970.74	250.00
PFDA_2	513.0 / 219.0	N/A	13C6-PFDA	519.0 / 474.0	113970.74	250.00
PFUnA_1	563.0 / 519.0	N/A	13C7-PFUnA	570.0 / 525.0	115430.96	250.00
PFUnA_2	563.0 / 269.0	N/A	13C7-PFUnA	570.0 / 525.0	115430.96	250.00
PFDoA_1	613.0 / 569.0	N/A	13C2-PFDoA	615.0 / 570.0	114085.31	250.00
PFDoA_2	613.0 / 319.0	N/A	13C2-PFDoA	615.0 / 570.0	114085.31	250.00
PFTrDA_1	663.0 / 619.0	N/A	13C2-PFTeDA	715.0 / 670.0	87482.78	250.00
PFTrDA_2	663.0 / 169.0	N/A	13C2-PFTeDA	715.0 / 670.0	87482.78	250.00
PFTeDA_1	713.0 / 669.0	N/A	13C2-PFTeDA	715.0 / 670.0	87482.78	250.00
PFTeDA_2	713.0 / 169.0	N/A	13C2-PFTeDA	715.0 / 670.0	87482.78	250.00
NMeFOSAA_1	570.0 / 419.0	N/A	d3-MeFOSAA	573.0 / 419.0	15919.18	250.00
NMeFOSAA_2	570.0 / 512.0	N/A	d3-MeFOSAA	573.0 / 419.0	15919.18	250.00
NEtFOSAA_1	584.0 / 419.0	N/A	d5-EtFOSAA	589.0 / 419.0	19394.91	250.00
NEtFOSAA_2	584.0 / 483.0	N/A	d5-EtFOSAA	589.0 / 419.0	19394.91	250.00

BATTELLE

Summary Internal Standard Report

Sample Name	J8212-FS-D(5)	**Injection Vial**	31
Sample ID	VC-PM3009-DW02P-0918	**Injection Volume**	10.00
Sample Type	Unknown	**Instrument Name**	QTRAP 5500
Acquisition Date	2018-10-03T01:55:19	**Data File**	18-0567.wiff
Acquisition Method	5-0369.dam	**Result Table**	18-0567_BASE
Sample Comment			

Results Summary

Analyte	MRM Transition	RT	IS	IS MRM Transition	IS Area	IS Conc. (ng/L)
PFBS_1	298.9 / 80.0	N/A	13C3-PFBS	302.0 / 99.0	44232.62	232.25
PFBS_2	298.9 / 99.0	N/A	13C3-PFBS	302.0 / 99.0	44232.62	232.25
PFHxA_1	313.0 / 269.0	N/A	13C5-PFHxA	318.0 / 273.0	90611.02	250.00
PFHxA_2	313.0 / 119.0	N/A	13C5-PFHxA	318.0 / 273.0	90611.02	250.00
PFHpA_1	363.0 / 319.0	N/A	13C4-PFHpA	367.0 / 322.0	99054.88	250.00
PFHpA_2	363.0 / 169.0	N/A	13C4-PFHpA	367.0 / 322.0	99054.88	250.00
PFHxS_1	399.0 / 80.0	N/A	13C3-PFHxS	402.0 / 99.0	34624.21	236.50
PFHxS_2	399.0 / 99.0	N/A	13C3-PFHxS	402.0 / 99.0	34624.21	236.50
PFOA_1	413.0 / 369.0	N/A	13C8-PFOA	421.0 / 376.0	117751.37	250.00
PFOA_2	413.0 / 169.0	N/A	13C8-PFOA	421.0 / 376.0	117751.37	250.00
PFNA_1	463.0 / 419.0	N/A	13C9-PFNA	472.0 / 427.0	114313.01	250.00
PFNA_2	463.0 / 219.0	N/A	13C9-PFNA	472.0 / 427.0	114313.01	250.00
PFOS_1	499.0 / 80.0	3.06	13C8-PFOS	507.0 / 99.0	36701.35	239.25
PFOS_2	499.0 / 99.0	3.06	13C8-PFOS	507.0 / 99.0	36701.35	239.25
PFDA_1	513.0 / 469.0	N/A	13C6-PFDA	519.0 / 474.0	122599.71	250.00
PFDA_2	513.0 / 219.0	N/A	13C6-PFDA	519.0 / 474.0	122599.71	250.00
PFUnA_1	563.0 / 519.0	N/A	13C7-PFUnA	570.0 / 525.0	127075.65	250.00
PFUnA_2	563.0 / 269.0	N/A	13C7-PFUnA	570.0 / 525.0	127075.65	250.00
PFDoA_1	613.0 / 569.0	N/A	13C2-PFDoA	615.0 / 570.0	125272.34	250.00
PFDoA_2	613.0 / 319.0	N/A	13C2-PFDoA	615.0 / 570.0	125272.34	250.00
PFTrDA_1	663.0 / 619.0	N/A	13C2-PFTeDA	715.0 / 670.0	93666.23	250.00
PFTrDA_2	663.0 / 169.0	N/A	13C2-PFTeDA	715.0 / 670.0	93666.23	250.00
PFTeDA_1	713.0 / 669.0	N/A	13C2-PFTeDA	715.0 / 670.0	93666.23	250.00
PFTeDA_2	713.0 / 169.0	N/A	13C2-PFTeDA	715.0 / 670.0	93666.23	250.00
NMeFOSAA_1	570.0 / 419.0	N/A	d3-MeFOSAA	573.0 / 419.0	18119.98	250.00
NMeFOSAA_2	570.0 / 512.0	N/A	d3-MeFOSAA	573.0 / 419.0	18119.98	250.00
NEtFOSAA_1	584.0 / 419.0	N/A	d5-EtFOSAA	589.0 / 419.0	21795.60	250.00
NEtFOSAA_2	584.0 / 483.0	N/A	d5-EtFOSAA	589.0 / 419.0	21795.60	250.00

BATTELLE

Summary Internal Standard Report

Created with Analyst Reporter
Printed: 04/10/2018 8:28:42 PM

Sample Name	J8214-FS(0)	**Injection Vial**	32
Sample ID	VC-PM372-DW01-0918	**Injection Volume**	10.00
Sample Type	Unknown	**Instrument Name**	QTRAP 5500
Acquisition Date	2018-10-03T02:06:11	**Data File**	18-0567.wiff
Acquisition Method	5-0369.dam	**Result Table**	18-0567_BASE
Sample Comment			

Results Summary

Analyte	MRM Transition	RT	IS	IS MRM Transition	IS Area	IS Conc. (ng/L)
PFBS_1	298.9 / 80.0	1.52	13C3-PFBS	302.0 / 99.0	21045.45	232.25
PFBS_2	298.9 / 99.0	1.52	13C3-PFBS	302.0 / 99.0	21045.45	232.25
PFHxA_1	313.0 / 269.0	1.83	13C5-PFHxA	318.0 / 273.0	51344.27	250.00
PFHxA_2	313.0 / 119.0	1.83	13C5-PFHxA	318.0 / 273.0	51344.27	250.00
PFHpA_1	363.0 / 319.0	2.24	13C4-PFHpA	367.0 / 322.0	72514.40	250.00
PFHpA_2	363.0 / 169.0	2.22	13C4-PFHpA	367.0 / 322.0	72514.40	250.00
PFHxS_1	399.0 / 80.0	2.27	13C3-PFHxS	402.0 / 99.0	22080.99	236.50
PFHxS_2	399.0 / 99.0	2.27	13C3-PFHxS	402.0 / 99.0	22080.99	236.50
PFOA_1	413.0 / 369.0	2.65	13C8-PFOA	421.0 / 376.0	71601.36	250.00
PFOA_2	413.0 / 169.0	2.65	13C8-PFOA	421.0 / 376.0	71601.36	250.00
PFNA_1	463.0 / 419.0	3.05	13C9-PFNA	472.0 / 427.0	79192.07	250.00
PFNA_2	463.0 / 219.0	3.05	13C9-PFNA	472.0 / 427.0	79192.07	250.00
PFOS_1	499.0 / 80.0	2.96	13C8-PFOS	507.0 / 99.0	21189.63	239.25
PFOS_2	499.0 / 99.0	3.05	13C8-PFOS	507.0 / 99.0	21189.63	239.25
PFDA_1	513.0 / 469.0	3.40	13C6-PFDA	519.0 / 474.0	101543.83	250.00
PFDA_2	513.0 / 219.0	3.39	13C6-PFDA	519.0 / 474.0	101543.83	250.00
PFUnA_1	563.0 / 519.0	N/A	13C7-PFUnA	570.0 / 525.0	102956.20	250.00
PFUnA_2	563.0 / 269.0	N/A	13C7-PFUnA	570.0 / 525.0	102956.20	250.00
PFDoA_1	613.0 / 569.0	N/A	13C2-PFDoA	615.0 / 570.0	101929.94	250.00
PFDoA_2	613.0 / 319.0	N/A	13C2-PFDoA	615.0 / 570.0	101929.94	250.00
PFTrDA_1	663.0 / 619.0	N/A	13C2-PFTeDA	715.0 / 670.0	81036.63	250.00
PFTrDA_2	663.0 / 169.0	N/A	13C2-PFTeDA	715.0 / 670.0	81036.63	250.00
PFTeDA_1	713.0 / 669.0	N/A	13C2-PFTeDA	715.0 / 670.0	81036.63	250.00
PFTeDA_2	713.0 / 169.0	N/A	13C2-PFTeDA	715.0 / 670.0	81036.63	250.00
NMeFOSAA_1	570.0 / 419.0	N/A	d3-MeFOSAA	573.0 / 419.0	13216.27	250.00
NMeFOSAA_2	570.0 / 512.0	N/A	d3-MeFOSAA	573.0 / 419.0	13216.27	250.00
NEtFOSAA_1	584.0 / 419.0	N/A	d5-EtFOSAA	589.0 / 419.0	18510.93	250.00
NEtFOSAA_2	584.0 / 483.0	N/A	d5-EtFOSAA	589.0 / 419.0	18510.93	250.00

BATTELLE

Summary Internal Standard Report

Created with Analyst Reporter
Printed: 04/10/2018 8:28:47 PM

Sample Name	J8214-FS-D(3)	**Injection Vial**	33
Sample ID	VC-PM372-DW01-0918	**Injection Volume**	10.00
Sample Type	Unknown	**Instrument Name**	QTRAP 5500
Acquisition Date	2018-10-03T02:17:04	**Data File**	18-0567.wiff
Acquisition Method	5-0369.dam	**Result Table**	18-0567_BASE
Sample Comment			

Results Summary

Analyte	MRM Transition	RT	IS	IS MRM Transition	IS Area	IS Conc. (ng/L)
PFBS_1	298.9 / 80.0	N/A	13C3-PFBS	302.0 / 99.0	27354.84	232.25
PFBS_2	298.9 / 99.0	N/A	13C3-PFBS	302.0 / 99.0	27354.84	232.25
PFHxA_1	313.0 / 269.0	1.84	13C5-PFHxA	318.0 / 273.0	76653.89	250.00
PFHxA_2	313.0 / 119.0	1.85	13C5-PFHxA	318.0 / 273.0	76653.89	250.00
PFHpA_1	363.0 / 319.0	N/A	13C4-PFHpA	367.0 / 322.0	93139.15	250.00
PFHpA_2	363.0 / 169.0	N/A	13C4-PFHpA	367.0 / 322.0	93139.15	250.00
PFHxS_1	399.0 / 80.0	2.28	13C3-PFHxS	402.0 / 99.0	26088.22	236.50
PFHxS_2	399.0 / 99.0	2.28	13C3-PFHxS	402.0 / 99.0	26088.22	236.50
PFOA_1	413.0 / 369.0	2.66	13C8-PFOA	421.0 / 376.0	85308.01	250.00
PFOA_2	413.0 / 169.0	2.66	13C8-PFOA	421.0 / 376.0	85308.01	250.00
PFNA_1	463.0 / 419.0	N/A	13C9-PFNA	472.0 / 427.0	89886.69	250.00
PFNA_2	463.0 / 219.0	N/A	13C9-PFNA	472.0 / 427.0	89886.69	250.00
PFOS_1	499.0 / 80.0	2.97	13C8-PFOS	507.0 / 99.0	26310.51	239.25
PFOS_2	499.0 / 99.0	3.06	13C8-PFOS	507.0 / 99.0	26310.51	239.25
PFDA_1	513.0 / 469.0	N/A	13C6-PFDA	519.0 / 474.0	110817.63	250.00
PFDA_2	513.0 / 219.0	N/A	13C6-PFDA	519.0 / 474.0	110817.63	250.00
PFUnA_1	563.0 / 519.0	N/A	13C7-PFUnA	570.0 / 525.0	114218.82	250.00
PFUnA_2	563.0 / 269.0	N/A	13C7-PFUnA	570.0 / 525.0	114218.82	250.00
PFDoA_1	613.0 / 569.0	N/A	13C2-PFDoA	615.0 / 570.0	109890.36	250.00
PFDoA_2	613.0 / 319.0	N/A	13C2-PFDoA	615.0 / 570.0	109890.36	250.00
PFTrDA_1	663.0 / 619.0	N/A	13C2-PFTeDA	715.0 / 670.0	88970.46	250.00
PFTrDA_2	663.0 / 169.0	N/A	13C2-PFTeDA	715.0 / 670.0	88970.46	250.00
PFTeDA_1	713.0 / 669.0	N/A	13C2-PFTeDA	715.0 / 670.0	88970.46	250.00
PFTeDA_2	713.0 / 169.0	N/A	13C2-PFTeDA	715.0 / 670.0	88970.46	250.00
NMeFOSAA_1	570.0 / 419.0	N/A	d3-MeFOSAA	573.0 / 419.0	17144.51	250.00
NMeFOSAA_2	570.0 / 512.0	N/A	d3-MeFOSAA	573.0 / 419.0	17144.51	250.00
NEtFOSAA_1	584.0 / 419.0	N/A	d5-EtFOSAA	589.0 / 419.0	20205.47	250.00
NEtFOSAA_2	584.0 / 483.0	N/A	d5-EtFOSAA	589.0 / 419.0	20205.47	250.00

BATTELLE

Summary Internal Standard Report

Created with Analyst Reporter
Printed: 04/10/2018 8:28:51 PM

Sample Name	J8214-FS-D(5)	**Injection Vial**	34
Sample ID	VC-PM372-DW01-0918	**Injection Volume**	10.00
Sample Type	Unknown	**Instrument Name**	QTRAP 5500
Acquisition Date	2018-10-03T02:27:55	**Data File**	18-0567.wiff
Acquisition Method	5-0369.dam	**Result Table**	18-0567_BASE
Sample Comment			

Results Summary

Analyte	MRM Transition	RT	IS	IS MRM Transition	IS Area	IS Conc. (ng/L)
PFBS_1	298.9 / 80.0	N/A	13C3-PFBS	302.0 / 99.0	41710.16	232.25
PFBS_2	298.9 / 99.0	N/A	13C3-PFBS	302.0 / 99.0	41710.16	232.25
PFHxA_1	313.0 / 269.0	1.85	13C5-PFHxA	318.0 / 273.0	86865.40	250.00
PFHxA_2	313.0 / 119.0	1.85	13C5-PFHxA	318.0 / 273.0	86865.40	250.00
PFHpA_1	363.0 / 319.0	N/A	13C4-PFHpA	367.0 / 322.0	97667.54	250.00
PFHpA_2	363.0 / 169.0	N/A	13C4-PFHpA	367.0 / 322.0	97667.54	250.00
PFHxS_1	399.0 / 80.0	2.28	13C3-PFHxS	402.0 / 99.0	29193.87	236.50
PFHxS_2	399.0 / 99.0	2.28	13C3-PFHxS	402.0 / 99.0	29193.87	236.50
PFOA_1	413.0 / 369.0	N/A	13C8-PFOA	421.0 / 376.0	106052.29	250.00
PFOA_2	413.0 / 169.0	N/A	13C8-PFOA	421.0 / 376.0	106052.29	250.00
PFNA_1	463.0 / 419.0	N/A	13C9-PFNA	472.0 / 427.0	103984.03	250.00
PFNA_2	463.0 / 219.0	N/A	13C9-PFNA	472.0 / 427.0	103984.03	250.00
PFOS_1	499.0 / 80.0	2.98	13C8-PFOS	507.0 / 99.0	31947.20	239.25
PFOS_2	499.0 / 99.0	3.06	13C8-PFOS	507.0 / 99.0	31947.20	239.25
PFDA_1	513.0 / 469.0	N/A	13C6-PFDA	519.0 / 474.0	117325.31	250.00
PFDA_2	513.0 / 219.0	N/A	13C6-PFDA	519.0 / 474.0	117325.31	250.00
PFUnA_1	563.0 / 519.0	N/A	13C7-PFUnA	570.0 / 525.0	113812.80	250.00
PFUnA_2	563.0 / 269.0	N/A	13C7-PFUnA	570.0 / 525.0	113812.80	250.00
PFDoA_1	613.0 / 569.0	N/A	13C2-PFDoA	615.0 / 570.0	112256.41	250.00
PFDoA_2	613.0 / 319.0	N/A	13C2-PFDoA	615.0 / 570.0	112256.41	250.00
PFTrDA_1	663.0 / 619.0	N/A	13C2-PFTeDA	715.0 / 670.0	88349.77	250.00
PFTrDA_2	663.0 / 169.0	N/A	13C2-PFTeDA	715.0 / 670.0	88349.77	250.00
PFTeDA_1	713.0 / 669.0	N/A	13C2-PFTeDA	715.0 / 670.0	88349.77	250.00
PFTeDA_2	713.0 / 169.0	N/A	13C2-PFTeDA	715.0 / 670.0	88349.77	250.00
NMeFOSAA_1	570.0 / 419.0	N/A	d3-MeFOSAA	573.0 / 419.0	15886.67	250.00
NMeFOSAA_2	570.0 / 512.0	N/A	d3-MeFOSAA	573.0 / 419.0	15886.67	250.00
NEtFOSAA_1	584.0 / 419.0	N/A	d5-EtFOSAA	589.0 / 419.0	22693.57	250.00
NEtFOSAA_2	584.0 / 483.0	N/A	d5-EtFOSAA	589.0 / 419.0	22693.57	250.00

BATTELLE

Summary Internal Standard Report

Created with Analyst Reporter
Printed: 04/10/2018 8:28:55 PM

Sample Name	J8215-FS(0)	**Injection Vial**	38
Sample ID	VC-PM372-DW02-0918	**Injection Volume**	10.00
Sample Type	Unknown	**Instrument Name**	QTRAP 5500
Acquisition Date	2018-10-03T03:11:23	**Data File**	18-0567.wiff
Acquisition Method	5-0369.dam	**Result Table**	18-0567_BASE
Sample Comment			

Results Summary

Analyte	MRM Transition	RT	IS	IS MRM Transition	IS Area	IS Conc. (ng/L)
PFBS_1	298.9 / 80.0	1.52	13C3-PFBS	302.0 / 99.0	19361.44	232.25
PFBS_2	298.9 / 99.0	1.52	13C3-PFBS	302.0 / 99.0	19361.44	232.25
PFHxA_1	313.0 / 269.0	1.83	13C5-PFHxA	318.0 / 273.0	62500.10	250.00
PFHxA_2	313.0 / 119.0	1.84	13C5-PFHxA	318.0 / 273.0	62500.10	250.00
PFHpA_1	363.0 / 319.0	2.24	13C4-PFHpA	367.0 / 322.0	70988.22	250.00
PFHpA_2	363.0 / 169.0	2.23	13C4-PFHpA	367.0 / 322.0	70988.22	250.00
PFHxS_1	399.0 / 80.0	2.27	13C3-PFHxS	402.0 / 99.0	24981.52	236.50
PFHxS_2	399.0 / 99.0	2.27	13C3-PFHxS	402.0 / 99.0	24981.52	236.50
PFOA_1	413.0 / 369.0	2.65	13C8-PFOA	421.0 / 376.0	72750.71	250.00
PFOA_2	413.0 / 169.0	2.64	13C8-PFOA	421.0 / 376.0	72750.71	250.00
PFNA_1	463.0 / 419.0	3.05	13C9-PFNA	472.0 / 427.0	86823.37	250.00
PFNA_2	463.0 / 219.0	3.05	13C9-PFNA	472.0 / 427.0	86823.37	250.00
PFOS_1	499.0 / 80.0	3.00	13C8-PFOS	507.0 / 99.0	24321.99	239.25
PFOS_2	499.0 / 99.0	3.05	13C8-PFOS	507.0 / 99.0	24321.99	239.25
PFDA_1	513.0 / 469.0	3.41	13C6-PFDA	519.0 / 474.0	98982.54	250.00
PFDA_2	513.0 / 219.0	3.41	13C6-PFDA	519.0 / 474.0	98982.54	250.00
PFUnA_1	563.0 / 519.0	N/A	13C7-PFUnA	570.0 / 525.0	100521.33	250.00
PFUnA_2	563.0 / 269.0	N/A	13C7-PFUnA	570.0 / 525.0	100521.33	250.00
PFDoA_1	613.0 / 569.0	N/A	13C2-PFDoA	615.0 / 570.0	96320.44	250.00
PFDoA_2	613.0 / 319.0	N/A	13C2-PFDoA	615.0 / 570.0	96320.44	250.00
PFTrDA_1	663.0 / 619.0	N/A	13C2-PFTeDA	715.0 / 670.0	60356.69	250.00
PFTrDA_2	663.0 / 169.0	N/A	13C2-PFTeDA	715.0 / 670.0	60356.69	250.00
PFTeDA_1	713.0 / 669.0	N/A	13C2-PFTeDA	715.0 / 670.0	60356.69	250.00
PFTeDA_2	713.0 / 169.0	N/A	13C2-PFTeDA	715.0 / 670.0	60356.69	250.00
NMeFOSAA_1	570.0 / 419.0	N/A	d3-MeFOSAA	573.0 / 419.0	15361.19	250.00
NMeFOSAA_2	570.0 / 512.0	N/A	d3-MeFOSAA	573.0 / 419.0	15361.19	250.00
NEtFOSAA_1	584.0 / 419.0	N/A	d5-EtFOSAA	589.0 / 419.0	17143.49	250.00
NEtFOSAA_2	584.0 / 483.0	N/A	d5-EtFOSAA	589.0 / 419.0	17143.49	250.00

BATTELLE

Summary Internal Standard Report

Created with Analyst Reporter
Printed: 04/10/2018 8:29:00 PM

Sample Name	J8215-FS-D(3)	**Injection Vial**	39
Sample ID	VC-PM372-DW02-0918	**Injection Volume**	10.00
Sample Type	Unknown	**Instrument Name**	QTRAP 5500
Acquisition Date	2018-10-03T03:22:15	**Data File**	18-0567.wiff
Acquisition Method	5-0369.dam	**Result Table**	18-0567_BASE
Sample Comment			

Results Summary

Analyte	MRM Transition	RT	IS	IS MRM Transition	IS Area	IS Conc. (ng/L)
PFBS_1	298.9 / 80.0	1.52	13C3-PFBS	302.0 / 99.0	25497.01	232.25
PFBS_2	298.9 / 99.0	1.52	13C3-PFBS	302.0 / 99.0	25497.01	232.25
PFHxA_1	313.0 / 269.0	1.84	13C5-PFHxA	318.0 / 273.0	79408.07	250.00
PFHxA_2	313.0 / 119.0	1.84	13C5-PFHxA	318.0 / 273.0	79408.07	250.00
PFHpA_1	363.0 / 319.0	N/A	13C4-PFHpA	367.0 / 322.0	99948.28	250.00
PFHpA_2	363.0 / 169.0	N/A	13C4-PFHpA	367.0 / 322.0	99948.28	250.00
PFHxS_1	399.0 / 80.0	2.27	13C3-PFHxS	402.0 / 99.0	29001.28	236.50
PFHxS_2	399.0 / 99.0	2.27	13C3-PFHxS	402.0 / 99.0	29001.28	236.50
PFOA_1	413.0 / 369.0	N/A	13C8-PFOA	421.0 / 376.0	95076.74	250.00
PFOA_2	413.0 / 169.0	N/A	13C8-PFOA	421.0 / 376.0	95076.74	250.00
PFNA_1	463.0 / 419.0	N/A	13C9-PFNA	472.0 / 427.0	97319.56	250.00
PFNA_2	463.0 / 219.0	N/A	13C9-PFNA	472.0 / 427.0	97319.56	250.00
PFOS_1	499.0 / 80.0	3.01	13C8-PFOS	507.0 / 99.0	31703.17	239.25
PFOS_2	499.0 / 99.0	3.06	13C8-PFOS	507.0 / 99.0	31703.17	239.25
PFDA_1	513.0 / 469.0	N/A	13C6-PFDA	519.0 / 474.0	114007.66	250.00
PFDA_2	513.0 / 219.0	N/A	13C6-PFDA	519.0 / 474.0	114007.66	250.00
PFUnA_1	563.0 / 519.0	N/A	13C7-PFUnA	570.0 / 525.0	119509.29	250.00
PFUnA_2	563.0 / 269.0	N/A	13C7-PFUnA	570.0 / 525.0	119509.29	250.00
PFDoA_1	613.0 / 569.0	N/A	13C2-PFDoA	615.0 / 570.0	115624.93	250.00
PFDoA_2	613.0 / 319.0	N/A	13C2-PFDoA	615.0 / 570.0	115624.93	250.00
PFTrDA_1	663.0 / 619.0	N/A	13C2-PFTeDA	715.0 / 670.0	75451.91	250.00
PFTrDA_2	663.0 / 169.0	N/A	13C2-PFTeDA	715.0 / 670.0	75451.91	250.00
PFTeDA_1	713.0 / 669.0	N/A	13C2-PFTeDA	715.0 / 670.0	75451.91	250.00
PFTeDA_2	713.0 / 169.0	N/A	13C2-PFTeDA	715.0 / 670.0	75451.91	250.00
NMeFOSAA_1	570.0 / 419.0	N/A	d3-MeFOSAA	573.0 / 419.0	16293.78	250.00
NMeFOSAA_2	570.0 / 512.0	N/A	d3-MeFOSAA	573.0 / 419.0	16293.78	250.00
NEtFOSAA_1	584.0 / 419.0	N/A	d5-EtFOSAA	589.0 / 419.0	19818.88	250.00
NEtFOSAA_2	584.0 / 483.0	N/A	d5-EtFOSAA	589.0 / 419.0	19818.88	250.00

BATTELLE

Summary Internal Standard Report

Sample Name	J8215-FS-D(5)	**Injection Vial**	40
Sample ID	VC-PM372-DW02-0918	**Injection Volume**	10.00
Sample Type	Unknown	**Instrument Name**	QTRAP 5500
Acquisition Date	2018-10-03T03:33:07	**Data File**	18-0567.wiff
Acquisition Method	5-0369.dam	**Result Table**	18-0567_BASE
Sample Comment			

Results Summary

Analyte	MRM Transition	RT	IS	IS MRM Transition	IS Area	IS Conc. (ng/L)
PFBS_1	298.9 / 80.0	1.53	13C3-PFBS	302.0 / 99.0	41250.73	232.25
PFBS_2	298.9 / 99.0	1.53	13C3-PFBS	302.0 / 99.0	41250.73	232.25
PFHxA_1	313.0 / 269.0	N/A	13C5-PFHxA	318.0 / 273.0	81505.40	250.00
PFHxA_2	313.0 / 119.0	N/A	13C5-PFHxA	318.0 / 273.0	81505.40	250.00
PFHpA_1	363.0 / 319.0	N/A	13C4-PFHpA	367.0 / 322.0	91723.35	250.00
PFHpA_2	363.0 / 169.0	N/A	13C4-PFHpA	367.0 / 322.0	91723.35	250.00
PFHxS_1	399.0 / 80.0	2.28	13C3-PFHxS	402.0 / 99.0	29063.41	236.50
PFHxS_2	399.0 / 99.0	2.28	13C3-PFHxS	402.0 / 99.0	29063.41	236.50
PFOA_1	413.0 / 369.0	N/A	13C8-PFOA	421.0 / 376.0	103346.25	250.00
PFOA_2	413.0 / 169.0	N/A	13C8-PFOA	421.0 / 376.0	103346.25	250.00
PFNA_1	463.0 / 419.0	N/A	13C9-PFNA	472.0 / 427.0	107434.36	250.00
PFNA_2	463.0 / 219.0	N/A	13C9-PFNA	472.0 / 427.0	107434.36	250.00
PFOS_1	499.0 / 80.0	N/A	13C8-PFOS	507.0 / 99.0	36143.14	239.25
PFOS_2	499.0 / 99.0	N/A	13C8-PFOS	507.0 / 99.0	36143.14	239.25
PFDA_1	513.0 / 469.0	N/A	13C6-PFDA	519.0 / 474.0	110179.41	250.00
PFDA_2	513.0 / 219.0	N/A	13C6-PFDA	519.0 / 474.0	110179.41	250.00
PFUnA_1	563.0 / 519.0	N/A	13C7-PFUnA	570.0 / 525.0	105690.78	250.00
PFUnA_2	563.0 / 269.0	N/A	13C7-PFUnA	570.0 / 525.0	105690.78	250.00
PFDoA_1	613.0 / 569.0	N/A	13C2-PFDoA	615.0 / 570.0	107528.65	250.00
PFDoA_2	613.0 / 319.0	N/A	13C2-PFDoA	615.0 / 570.0	107528.65	250.00
PFTrDA_1	663.0 / 619.0	N/A	13C2-PFTeDA	715.0 / 670.0	78136.88	250.00
PFTrDA_2	663.0 / 169.0	N/A	13C2-PFTeDA	715.0 / 670.0	78136.88	250.00
PFTeDA_1	713.0 / 669.0	N/A	13C2-PFTeDA	715.0 / 670.0	78136.88	250.00
PFTeDA_2	713.0 / 169.0	N/A	13C2-PFTeDA	715.0 / 670.0	78136.88	250.00
NMeFOSAA_1	570.0 / 419.0	N/A	d3-MeFOSAA	573.0 / 419.0	14930.48	250.00
NMeFOSAA_2	570.0 / 512.0	N/A	d3-MeFOSAA	573.0 / 419.0	14930.48	250.00
NEtFOSAA_1	584.0 / 419.0	N/A	d5-EtFOSAA	589.0 / 419.0	19298.41	250.00
NEtFOSAA_2	584.0 / 483.0	N/A	d5-EtFOSAA	589.0 / 419.0	19298.41	250.00

BATTELLE

Summary Internal Standard Report

Created with Analyst Reporter
Printed: 04/10/2018 8:29:09 PM

Sample Name	J8215-FS-D(7)	**Injection Vial**	41
Sample ID	VC-PM372-DW02-0918	**Injection Volume**	10.00
Sample Type	Unknown	**Instrument Name**	QTRAP 5500
Acquisition Date	2018-10-03T03:43:59	**Data File**	18-0567.wiff
Acquisition Method	5-0369.dam	**Result Table**	18-0567_BASE
Sample Comment			

Results Summary

Analyte	MRM Transition	RT	IS	IS MRM Transition	IS Area	IS Conc. (ng/L)
PFBS_1	298.9 / 80.0	N/A	13C3-PFBS	302.0 / 99.0	33755.37	232.25
PFBS_2	298.9 / 99.0	N/A	13C3-PFBS	302.0 / 99.0	33755.37	232.25
PFHxA_1	313.0 / 269.0	N/A	13C5-PFHxA	318.0 / 273.0	96043.48	250.00
PFHxA_2	313.0 / 119.0	N/A	13C5-PFHxA	318.0 / 273.0	96043.48	250.00
PFHpA_1	363.0 / 319.0	N/A	13C4-PFHpA	367.0 / 322.0	102851.56	250.00
PFHpA_2	363.0 / 169.0	N/A	13C4-PFHpA	367.0 / 322.0	102851.56	250.00
PFHxS_1	399.0 / 80.0	N/A	13C3-PFHxS	402.0 / 99.0	29651.01	236.50
PFHxS_2	399.0 / 99.0	N/A	13C3-PFHxS	402.0 / 99.0	29651.01	236.50
PFOA_1	413.0 / 369.0	N/A	13C8-PFOA	421.0 / 376.0	103972.71	250.00
PFOA_2	413.0 / 169.0	N/A	13C8-PFOA	421.0 / 376.0	103972.71	250.00
PFNA_1	463.0 / 419.0	N/A	13C9-PFNA	472.0 / 427.0	106291.06	250.00
PFNA_2	463.0 / 219.0	N/A	13C9-PFNA	472.0 / 427.0	106291.06	250.00
PFOS_1	499.0 / 80.0	N/A	13C8-PFOS	507.0 / 99.0	34849.92	239.25
PFOS_2	499.0 / 99.0	N/A	13C8-PFOS	507.0 / 99.0	34849.92	239.25
PFDA_1	513.0 / 469.0	N/A	13C6-PFDA	519.0 / 474.0	118384.50	250.00
PFDA_2	513.0 / 219.0	N/A	13C6-PFDA	519.0 / 474.0	118384.50	250.00
PFUnA_1	563.0 / 519.0	N/A	13C7-PFUnA	570.0 / 525.0	114859.21	250.00
PFUnA_2	563.0 / 269.0	N/A	13C7-PFUnA	570.0 / 525.0	114859.21	250.00
PFDoA_1	613.0 / 569.0	N/A	13C2-PFDoA	615.0 / 570.0	106616.55	250.00
PFDoA_2	613.0 / 319.0	N/A	13C2-PFDoA	615.0 / 570.0	106616.55	250.00
PFTrDA_1	663.0 / 619.0	N/A	13C2-PFTeDA	715.0 / 670.0	82314.11	250.00
PFTrDA_2	663.0 / 169.0	N/A	13C2-PFTeDA	715.0 / 670.0	82314.11	250.00
PFTeDA_1	713.0 / 669.0	N/A	13C2-PFTeDA	715.0 / 670.0	82314.11	250.00
PFTeDA_2	713.0 / 169.0	N/A	13C2-PFTeDA	715.0 / 670.0	82314.11	250.00
NMeFOSAA_1	570.0 / 419.0	N/A	d3-MeFOSAA	573.0 / 419.0	18520.66	250.00
NMeFOSAA_2	570.0 / 512.0	N/A	d3-MeFOSAA	573.0 / 419.0	18520.66	250.00
NEtFOSAA_1	584.0 / 419.0	N/A	d5-EtFOSAA	589.0 / 419.0	19196.46	250.00
NEtFOSAA_2	584.0 / 483.0	N/A	d5-EtFOSAA	589.0 / 419.0	19196.46	250.00

BATTELLE

Summary Internal Standard Report

Created with Analyst Reporter
Printed: 04/10/2018 8:29:13 PM

Sample Name	J8216-FS(0)	**Injection Vial**	42
Sample ID	VC-PM372-DW02P-0918	**Injection Volume**	10.00
Sample Type	Unknown	**Instrument Name**	QTRAP 5500
Acquisition Date	2018-10-03T03:54:50	**Data File**	18-0567.wiff
Acquisition Method	5-0369.dam	**Result Table**	18-0567_BASE
Sample Comment			

Results Summary

Analyte	MRM Transition	RT	IS	IS MRM Transition	IS Area	IS Conc. (ng/L)
PFBS_1	298.9 / 80.0	1.53	13C3-PFBS	302.0 / 99.0	19519.66	232.25
PFBS_2	298.9 / 99.0	1.53	13C3-PFBS	302.0 / 99.0	19519.66	232.25
PFHxA_1	313.0 / 269.0	1.84	13C5-PFHxA	318.0 / 273.0	59076.31	250.00
PFHxA_2	313.0 / 119.0	1.84	13C5-PFHxA	318.0 / 273.0	59076.31	250.00
PFHpA_1	363.0 / 319.0	2.25	13C4-PFHpA	367.0 / 322.0	74115.37	250.00
PFHpA_2	363.0 / 169.0	2.22	13C4-PFHpA	367.0 / 322.0	74115.37	250.00
PFHxS_1	399.0 / 80.0	2.28	13C3-PFHxS	402.0 / 99.0	22292.14	236.50
PFHxS_2	399.0 / 99.0	2.27	13C3-PFHxS	402.0 / 99.0	22292.14	236.50
PFOA_1	413.0 / 369.0	2.66	13C8-PFOA	421.0 / 376.0	70180.96	250.00
PFOA_2	413.0 / 169.0	2.66	13C8-PFOA	421.0 / 376.0	70180.96	250.00
PFNA_1	463.0 / 419.0	3.06	13C9-PFNA	472.0 / 427.0	77732.52	250.00
PFNA_2	463.0 / 219.0	3.06	13C9-PFNA	472.0 / 427.0	77732.52	250.00
PFOS_1	499.0 / 80.0	3.03	13C8-PFOS	507.0 / 99.0	22716.72	239.25
PFOS_2	499.0 / 99.0	3.06	13C8-PFOS	507.0 / 99.0	22716.72	239.25
PFDA_1	513.0 / 469.0	3.41	13C6-PFDA	519.0 / 474.0	96437.44	250.00
PFDA_2	513.0 / 219.0	3.41	13C6-PFDA	519.0 / 474.0	96437.44	250.00
PFUnA_1	563.0 / 519.0	N/A	13C7-PFUnA	570.0 / 525.0	97989.70	250.00
PFUnA_2	563.0 / 269.0	N/A	13C7-PFUnA	570.0 / 525.0	97989.70	250.00
PFDoA_1	613.0 / 569.0	N/A	13C2-PFDoA	615.0 / 570.0	98370.06	250.00
PFDoA_2	613.0 / 319.0	N/A	13C2-PFDoA	615.0 / 570.0	98370.06	250.00
PFTrDA_1	663.0 / 619.0	N/A	13C2-PFTeDA	715.0 / 670.0	60564.66	250.00
PFTrDA_2	663.0 / 169.0	N/A	13C2-PFTeDA	715.0 / 670.0	60564.66	250.00
PFTeDA_1	713.0 / 669.0	N/A	13C2-PFTeDA	715.0 / 670.0	60564.66	250.00
PFTeDA_2	713.0 / 169.0	N/A	13C2-PFTeDA	715.0 / 670.0	60564.66	250.00
NMeFOSAA_1	570.0 / 419.0	N/A	d3-MeFOSAA	573.0 / 419.0	13487.49	250.00
NMeFOSAA_2	570.0 / 512.0	N/A	d3-MeFOSAA	573.0 / 419.0	13487.49	250.00
NEtFOSAA_1	584.0 / 419.0	N/A	d5-EtFOSAA	589.0 / 419.0	17509.38	250.00
NEtFOSAA_2	584.0 / 483.0	N/A	d5-EtFOSAA	589.0 / 419.0	17509.38	250.00

BATTELLE

Summary Internal Standard Report

Created with Analyst Reporter
Printed: 04/10/2018 8:29:17 PM

Sample Name	J8216-FS-D(3)	**Injection Vial**	43
Sample ID	VC-PM372-DW02P-0918	**Injection Volume**	10.00
Sample Type	Unknown	**Instrument Name**	QTRAP 5500
Acquisition Date	2018-10-03T04:05:42	**Data File**	18-0567.wiff
Acquisition Method	5-0369.dam	**Result Table**	18-0567_BASE
Sample Comment			

Results Summary

Analyte	MRM Transition	RT	IS	IS MRM Transition	IS Area	IS Conc. (ng/L)
PFBS_1	298.9 / 80.0	1.53	13C3-PFBS	302.0 / 99.0	42442.79	232.25
PFBS_2	298.9 / 99.0	1.53	13C3-PFBS	302.0 / 99.0	42442.79	232.25
PFHxA_1	313.0 / 269.0	1.84	13C5-PFHxA	318.0 / 273.0	108561.18	250.00
PFHxA_2	313.0 / 119.0	1.84	13C5-PFHxA	318.0 / 273.0	108561.18	250.00
PFHpA_1	363.0 / 319.0	N/A	13C4-PFHpA	367.0 / 322.0	126487.87	250.00
PFHpA_2	363.0 / 169.0	N/A	13C4-PFHpA	367.0 / 322.0	126487.87	250.00
PFHxS_1	399.0 / 80.0	2.27	13C3-PFHxS	402.0 / 99.0	34559.41	236.50
PFHxS_2	399.0 / 99.0	2.27	13C3-PFHxS	402.0 / 99.0	34559.41	236.50
PFOA_1	413.0 / 369.0	N/A	13C8-PFOA	421.0 / 376.0	119054.94	250.00
PFOA_2	413.0 / 169.0	N/A	13C8-PFOA	421.0 / 376.0	119054.94	250.00
PFNA_1	463.0 / 419.0	N/A	13C9-PFNA	472.0 / 427.0	119335.52	250.00
PFNA_2	463.0 / 219.0	N/A	13C9-PFNA	472.0 / 427.0	119335.52	250.00
PFOS_1	499.0 / 80.0	3.01	13C8-PFOS	507.0 / 99.0	33167.15	239.25
PFOS_2	499.0 / 99.0	3.05	13C8-PFOS	507.0 / 99.0	33167.15	239.25
PFDA_1	513.0 / 469.0	N/A	13C6-PFDA	519.0 / 474.0	134224.69	250.00
PFDA_2	513.0 / 219.0	N/A	13C6-PFDA	519.0 / 474.0	134224.69	250.00
PFUnA_1	563.0 / 519.0	N/A	13C7-PFUnA	570.0 / 525.0	133569.70	250.00
PFUnA_2	563.0 / 269.0	N/A	13C7-PFUnA	570.0 / 525.0	133569.70	250.00
PFDoA_1	613.0 / 569.0	N/A	13C2-PFDoA	615.0 / 570.0	127900.18	250.00
PFDoA_2	613.0 / 319.0	N/A	13C2-PFDoA	615.0 / 570.0	127900.18	250.00
PFTrDA_1	663.0 / 619.0	N/A	13C2-PFTeDA	715.0 / 670.0	94124.15	250.00
PFTrDA_2	663.0 / 169.0	N/A	13C2-PFTeDA	715.0 / 670.0	94124.15	250.00
PFTeDA_1	713.0 / 669.0	N/A	13C2-PFTeDA	715.0 / 670.0	94124.15	250.00
PFTeDA_2	713.0 / 169.0	N/A	13C2-PFTeDA	715.0 / 670.0	94124.15	250.00
NMeFOSAA_1	570.0 / 419.0	N/A	d3-MeFOSAA	573.0 / 419.0	19517.76	250.00
NMeFOSAA_2	570.0 / 512.0	N/A	d3-MeFOSAA	573.0 / 419.0	19517.76	250.00
NEtFOSAA_1	584.0 / 419.0	N/A	d5-EtFOSAA	589.0 / 419.0	21484.84	250.00
NEtFOSAA_2	584.0 / 483.0	N/A	d5-EtFOSAA	589.0 / 419.0	21484.84	250.00

Sample Name	J8216-FS-D(5)	**Injection Vial**	44
Sample ID	VC-PM372-DW02P-0918	**Injection Volume**	10.00
Sample Type	Unknown	**Instrument Name**	QTRAP 5500
Acquisition Date	2018-10-03T04:16:33	**Data File**	18-0567.wiff
Acquisition Method	5-0369.dam	**Result Table**	18-0567_BASE
Sample Comment			

Results Summary

Analyte	MRM Transition	RT	IS	IS MRM Transition	IS Area	IS Conc. (ng/L)
PFBS_1	298.9 / 80.0	N/A	13C3-PFBS	302.0 / 99.0	47508.30	232.25
PFBS_2	298.9 / 99.0	N/A	13C3-PFBS	302.0 / 99.0	47508.30	232.25
PFHxA_1	313.0 / 269.0	N/A	13C5-PFHxA	318.0 / 273.0	99214.34	250.00
PFHxA_2	313.0 / 119.0	N/A	13C5-PFHxA	318.0 / 273.0	99214.34	250.00
PFHpA_1	363.0 / 319.0	N/A	13C4-PFHpA	367.0 / 322.0	111857.62	250.00
PFHpA_2	363.0 / 169.0	N/A	13C4-PFHpA	367.0 / 322.0	111857.62	250.00
PFHxS_1	399.0 / 80.0	2.28	13C3-PFHxS	402.0 / 99.0	34101.64	236.50
PFHxS_2	399.0 / 99.0	2.28	13C3-PFHxS	402.0 / 99.0	34101.64	236.50
PFOA_1	413.0 / 369.0	N/A	13C8-PFOA	421.0 / 376.0	117173.29	250.00
PFOA_2	413.0 / 169.0	N/A	13C8-PFOA	421.0 / 376.0	117173.29	250.00
PFNA_1	463.0 / 419.0	N/A	13C9-PFNA	472.0 / 427.0	117137.64	250.00
PFNA_2	463.0 / 219.0	N/A	13C9-PFNA	472.0 / 427.0	117137.64	250.00
PFOS_1	499.0 / 80.0	N/A	13C8-PFOS	507.0 / 99.0	39560.58	239.25
PFOS_2	499.0 / 99.0	N/A	13C8-PFOS	507.0 / 99.0	39560.58	239.25
PFDA_1	513.0 / 469.0	N/A	13C6-PFDA	519.0 / 474.0	126608.95	250.00
PFDA_2	513.0 / 219.0	N/A	13C6-PFDA	519.0 / 474.0	126608.95	250.00
PFUnA_1	563.0 / 519.0	N/A	13C7-PFUnA	570.0 / 525.0	128815.35	250.00
PFUnA_2	563.0 / 269.0	N/A	13C7-PFUnA	570.0 / 525.0	128815.35	250.00
PFDoA_1	613.0 / 569.0	N/A	13C2-PFDoA	615.0 / 570.0	127941.57	250.00
PFDoA_2	613.0 / 319.0	N/A	13C2-PFDoA	615.0 / 570.0	127941.57	250.00
PFTrDA_1	663.0 / 619.0	N/A	13C2-PFTeDA	715.0 / 670.0	95362.86	250.00
PFTrDA_2	663.0 / 169.0	N/A	13C2-PFTeDA	715.0 / 670.0	95362.86	250.00
PFTeDA_1	713.0 / 669.0	N/A	13C2-PFTeDA	715.0 / 670.0	95362.86	250.00
PFTeDA_2	713.0 / 169.0	N/A	13C2-PFTeDA	715.0 / 670.0	95362.86	250.00
NMeFOSAA_1	570.0 / 419.0	N/A	d3-MeFOSAA	573.0 / 419.0	19918.98	250.00
NMeFOSAA_2	570.0 / 512.0	N/A	d3-MeFOSAA	573.0 / 419.0	19918.98	250.00
NEtFOSAA_1	584.0 / 419.0	N/A	d5-EtFOSAA	589.0 / 419.0	20514.28	250.00
NEtFOSAA_2	584.0 / 483.0	N/A	d5-EtFOSAA	589.0 / 419.0	20514.28	250.00

BATTELLE

Summary Internal Standard Report

Sample Name	J8241-FS(0)	**Injection Vial**	48
Sample ID	VC-PM649-DW01-0918	**Injection Volume**	10.00
Sample Type	Unknown	**Instrument Name**	QTRAP 5500
Acquisition Date	2018-10-03T05:00:03	**Data File**	18-0567.wiff
Acquisition Method	5-0369.dam	**Result Table**	18-0567_BASE
Sample Comment			

Results Summary

Analyte	MRM Transition	RT	IS	IS MRM Transition	IS Area	IS Conc. (ng/L)
PFBS_1	298.9 / 80.0	1.53	13C3-PFBS	302.0 / 99.0	29837.69	232.25
PFBS_2	298.9 / 99.0	1.53	13C3-PFBS	302.0 / 99.0	29837.69	232.25
PFHxA_1	313.0 / 269.0	1.83	13C5-PFHxA	318.0 / 273.0	53888.17	250.00
PFHxA_2	313.0 / 119.0	1.85	13C5-PFHxA	318.0 / 273.0	53888.17	250.00
PFHpA_1	363.0 / 319.0	2.25	13C4-PFHpA	367.0 / 322.0	50745.59	250.00
PFHpA_2	363.0 / 169.0	2.24	13C4-PFHpA	367.0 / 322.0	50745.59	250.00
PFHxS_1	399.0 / 80.0	2.23	13C3-PFHxS	402.0 / 99.0	17420.20	236.50
PFHxS_2	399.0 / 99.0	2.28	13C3-PFHxS	402.0 / 99.0	17420.20	236.50
PFOA_1	413.0 / 369.0	2.65	13C8-PFOA	421.0 / 376.0	43592.41	250.00
PFOA_2	413.0 / 169.0	2.65	13C8-PFOA	421.0 / 376.0	43592.41	250.00
PFNA_1	463.0 / 419.0	3.06	13C9-PFNA	472.0 / 427.0	39153.37	250.00
PFNA_2	463.0 / 219.0	3.06	13C9-PFNA	472.0 / 427.0	39153.37	250.00
PFOS_1	499.0 / 80.0	2.95	13C8-PFOS	507.0 / 99.0	9020.01	239.25
PFOS_2	499.0 / 99.0	3.05	13C8-PFOS	507.0 / 99.0	9020.01	239.25
PFDA_1	513.0 / 469.0	3.40	13C6-PFDA	519.0 / 474.0	108804.78	250.00
PFDA_2	513.0 / 219.0	3.26	13C6-PFDA	519.0 / 474.0	108804.78	250.00
PFUnA_1	563.0 / 519.0	N/A	13C7-PFUnA	570.0 / 525.0	109090.70	250.00
PFUnA_2	563.0 / 269.0	N/A	13C7-PFUnA	570.0 / 525.0	109090.70	250.00
PFDoA_1	613.0 / 569.0	N/A	13C2-PFDoA	615.0 / 570.0	110598.12	250.00
PFDoA_2	613.0 / 319.0	N/A	13C2-PFDoA	615.0 / 570.0	110598.12	250.00
PFTrDA_1	663.0 / 619.0	N/A	13C2-PFTeDA	715.0 / 670.0	91012.68	250.00
PFTrDA_2	663.0 / 169.0	N/A	13C2-PFTeDA	715.0 / 670.0	91012.68	250.00
PFTeDA_1	713.0 / 669.0	N/A	13C2-PFTeDA	715.0 / 670.0	91012.68	250.00
PFTeDA_2	713.0 / 169.0	N/A	13C2-PFTeDA	715.0 / 670.0	91012.68	250.00
NMeFOSAA_1	570.0 / 419.0	N/A	d3-MeFOSAA	573.0 / 419.0	15647.22	250.00
NMeFOSAA_2	570.0 / 512.0	N/A	d3-MeFOSAA	573.0 / 419.0	15647.22	250.00
NEtFOSAA_1	584.0 / 419.0	N/A	d5-EtFOSAA	589.0 / 419.0	20804.91	250.00
NEtFOSAA_2	584.0 / 483.0	N/A	d5-EtFOSAA	589.0 / 419.0	20804.91	250.00

BATTELLE

Summary Internal Standard Report

Created with Analyst Reporter
Printed: 04/10/2018 8:29:29 PM

Sample Name	J8241-FS-D(3)	**Injection Vial**	49
Sample ID	VC-PM649-DW01-0918	**Injection Volume**	10.00
Sample Type	Unknown	**Instrument Name**	QTRAP 5500
Acquisition Date	2018-10-03T05:10:54	**Data File**	18-0567.wiff
Acquisition Method	5-0369.dam	**Result Table**	18-0567_BASE
Sample Comment			

Results Summary

Analyte	MRM Transition	RT	IS	IS MRM Transition	IS Area	IS Conc. (ng/L)
PFBS_1	298.9 / 80.0	1.53	13C3-PFBS	302.0 / 99.0	34584.22	232.25
PFBS_2	298.9 / 99.0	1.53	13C3-PFBS	302.0 / 99.0	34584.22	232.25
PFHxA_1	313.0 / 269.0	1.84	13C5-PFHxA	318.0 / 273.0	67065.67	250.00
PFHxA_2	313.0 / 119.0	1.85	13C5-PFHxA	318.0 / 273.0	67065.67	250.00
PFHpA_1	363.0 / 319.0	2.25	13C4-PFHpA	367.0 / 322.0	75692.53	250.00
PFHpA_2	363.0 / 169.0	2.25	13C4-PFHpA	367.0 / 322.0	75692.53	250.00
PFHxS_1	399.0 / 80.0	2.28	13C3-PFHxS	402.0 / 99.0	25593.00	236.50
PFHxS_2	399.0 / 99.0	2.28	13C3-PFHxS	402.0 / 99.0	25593.00	236.50
PFOA_1	413.0 / 369.0	2.66	13C8-PFOA	421.0 / 376.0	74332.01	250.00
PFOA_2	413.0 / 169.0	2.65	13C8-PFOA	421.0 / 376.0	74332.01	250.00
PFNA_1	463.0 / 419.0	N/A	13C9-PFNA	472.0 / 427.0	69690.46	250.00
PFNA_2	463.0 / 219.0	N/A	13C9-PFNA	472.0 / 427.0	69690.46	250.00
PFOS_1	499.0 / 80.0	2.99	13C8-PFOS	507.0 / 99.0	22965.44	239.25
PFOS_2	499.0 / 99.0	3.06	13C8-PFOS	507.0 / 99.0	22965.44	239.25
PFDA_1	513.0 / 469.0	N/A	13C6-PFDA	519.0 / 474.0	95682.04	250.00
PFDA_2	513.0 / 219.0	N/A	13C6-PFDA	519.0 / 474.0	95682.04	250.00
PFUnA_1	563.0 / 519.0	N/A	13C7-PFUnA	570.0 / 525.0	99536.30	250.00
PFUnA_2	563.0 / 269.0	N/A	13C7-PFUnA	570.0 / 525.0	99536.30	250.00
PFDoA_1	613.0 / 569.0	N/A	13C2-PFDoA	615.0 / 570.0	100124.92	250.00
PFDoA_2	613.0 / 319.0	N/A	13C2-PFDoA	615.0 / 570.0	100124.92	250.00
PFTrDA_1	663.0 / 619.0	N/A	13C2-PFTeDA	715.0 / 670.0	74445.93	250.00
PFTrDA_2	663.0 / 169.0	N/A	13C2-PFTeDA	715.0 / 670.0	74445.93	250.00
PFTeDA_1	713.0 / 669.0	N/A	13C2-PFTeDA	715.0 / 670.0	74445.93	250.00
PFTeDA_2	713.0 / 169.0	N/A	13C2-PFTeDA	715.0 / 670.0	74445.93	250.00
NMeFOSAA_1	570.0 / 419.0	N/A	d3-MeFOSAA	573.0 / 419.0	14127.85	250.00
NMeFOSAA_2	570.0 / 512.0	N/A	d3-MeFOSAA	573.0 / 419.0	14127.85	250.00
NEtFOSAA_1	584.0 / 419.0	N/A	d5-EtFOSAA	589.0 / 419.0	16532.95	250.00
NEtFOSAA_2	584.0 / 483.0	N/A	d5-EtFOSAA	589.0 / 419.0	16532.95	250.00

BATTELLE

Summary Internal Standard Report

Created with Analyst Reporter
Printed: 04/10/2018 8:29:34 PM

Sample Name	J8241-FS-D(5)	**Injection Vial**	50
Sample ID	VC-PM649-DW01-0918	**Injection Volume**	10.00
Sample Type	Unknown	**Instrument Name**	QTRAP 5500
Acquisition Date	2018-10-03T05:21:46	**Data File**	18-0567.wiff
Acquisition Method	5-0369.dam	**Result Table**	18-0567_BASE
Sample Comment			

Results Summary

Analyte	MRM Transition	RT	IS	IS MRM Transition	IS Area	IS Conc. (ng/L)
PFBS_1	298.9 / 80.0	N/A	13C3-PFBS	302.0 / 99.0	39661.37	232.25
PFBS_2	298.9 / 99.0	N/A	13C3-PFBS	302.0 / 99.0	39661.37	232.25
PFHxA_1	313.0 / 269.0	1.84	13C5-PFHxA	318.0 / 273.0	81435.53	250.00
PFHxA_2	313.0 / 119.0	1.85	13C5-PFHxA	318.0 / 273.0	81435.53	250.00
PFHpA_1	363.0 / 319.0	2.25	13C4-PFHpA	367.0 / 322.0	99596.04	250.00
PFHpA_2	363.0 / 169.0	2.25	13C4-PFHpA	367.0 / 322.0	99596.04	250.00
PFHxS_1	399.0 / 80.0	2.28	13C3-PFHxS	402.0 / 99.0	32524.67	236.50
PFHxS_2	399.0 / 99.0	2.28	13C3-PFHxS	402.0 / 99.0	32524.67	236.50
PFOA_1	413.0 / 369.0	2.66	13C8-PFOA	421.0 / 376.0	110435.44	250.00
PFOA_2	413.0 / 169.0	2.66	13C8-PFOA	421.0 / 376.0	110435.44	250.00
PFNA_1	463.0 / 419.0	N/A	13C9-PFNA	472.0 / 427.0	117527.27	250.00
PFNA_2	463.0 / 219.0	N/A	13C9-PFNA	472.0 / 427.0	117527.27	250.00
PFOS_1	499.0 / 80.0	3.02	13C8-PFOS	507.0 / 99.0	38154.29	239.25
PFOS_2	499.0 / 99.0	3.06	13C8-PFOS	507.0 / 99.0	38154.29	239.25
PFDA_1	513.0 / 469.0	N/A	13C6-PFDA	519.0 / 474.0	126050.28	250.00
PFDA_2	513.0 / 219.0	N/A	13C6-PFDA	519.0 / 474.0	126050.28	250.00
PFUnA_1	563.0 / 519.0	N/A	13C7-PFUnA	570.0 / 525.0	127261.21	250.00
PFUnA_2	563.0 / 269.0	N/A	13C7-PFUnA	570.0 / 525.0	127261.21	250.00
PFDoA_1	613.0 / 569.0	N/A	13C2-PFDoA	615.0 / 570.0	122613.11	250.00
PFDoA_2	613.0 / 319.0	N/A	13C2-PFDoA	615.0 / 570.0	122613.11	250.00
PFTrDA_1	663.0 / 619.0	N/A	13C2-PFTeDA	715.0 / 670.0	95945.22	250.00
PFTrDA_2	663.0 / 169.0	N/A	13C2-PFTeDA	715.0 / 670.0	95945.22	250.00
PFTeDA_1	713.0 / 669.0	N/A	13C2-PFTeDA	715.0 / 670.0	95945.22	250.00
PFTeDA_2	713.0 / 169.0	N/A	13C2-PFTeDA	715.0 / 670.0	95945.22	250.00
NMeFOSAA_1	570.0 / 419.0	N/A	d3-MeFOSAA	573.0 / 419.0	16613.56	250.00
NMeFOSAA_2	570.0 / 512.0	N/A	d3-MeFOSAA	573.0 / 419.0	16613.56	250.00
NEtFOSAA_1	584.0 / 419.0	N/A	d5-EtFOSAA	589.0 / 419.0	20768.59	250.00
NEtFOSAA_2	584.0 / 483.0	N/A	d5-EtFOSAA	589.0 / 419.0	20768.59	250.00

BATTELLE

Summary Internal Standard Report

Sample Name	J8241-FS-D(7)	**Injection Vial**	51
Sample ID	VC-PM649-DW01-0918	**Injection Volume**	10.00
Sample Type	Unknown	**Instrument Name**	QTRAP 5500
Acquisition Date	2018-10-03T05:32:38	**Data File**	18-0567.wiff
Acquisition Method	5-0369.dam	**Result Table**	18-0567_BASE
Sample Comment			

Results Summary

Analyte	MRM Transition	RT	IS	IS MRM Transition	IS Area	IS Conc. (ng/L)
PFBS_1	298.9 / 80.0	N/A	13C3-PFBS	302.0 / 99.0	37333.86	232.25
PFBS_2	298.9 / 99.0	N/A	13C3-PFBS	302.0 / 99.0	37333.86	232.25
PFHxA_1	313.0 / 269.0	1.85	13C5-PFHxA	318.0 / 273.0	83679.38	250.00
PFHxA_2	313.0 / 119.0	1.85	13C5-PFHxA	318.0 / 273.0	83679.38	250.00
PFHpA_1	363.0 / 319.0	N/A	13C4-PFHpA	367.0 / 322.0	92466.86	250.00
PFHpA_2	363.0 / 169.0	N/A	13C4-PFHpA	367.0 / 322.0	92466.86	250.00
PFHxS_1	399.0 / 80.0	2.28	13C3-PFHxS	402.0 / 99.0	31680.90	236.50
PFHxS_2	399.0 / 99.0	2.28	13C3-PFHxS	402.0 / 99.0	31680.90	236.50
PFOA_1	413.0 / 369.0	N/A	13C8-PFOA	421.0 / 376.0	113974.65	250.00
PFOA_2	413.0 / 169.0	N/A	13C8-PFOA	421.0 / 376.0	113974.65	250.00
PFNA_1	463.0 / 419.0	N/A	13C9-PFNA	472.0 / 427.0	113300.56	250.00
PFNA_2	463.0 / 219.0	N/A	13C9-PFNA	472.0 / 427.0	113300.56	250.00
PFOS_1	499.0 / 80.0	3.04	13C8-PFOS	507.0 / 99.0	35968.44	239.25
PFOS_2	499.0 / 99.0	3.06	13C8-PFOS	507.0 / 99.0	35968.44	239.25
PFDA_1	513.0 / 469.0	N/A	13C6-PFDA	519.0 / 474.0	123298.74	250.00
PFDA_2	513.0 / 219.0	N/A	13C6-PFDA	519.0 / 474.0	123298.74	250.00
PFUnA_1	563.0 / 519.0	N/A	13C7-PFUnA	570.0 / 525.0	125387.97	250.00
PFUnA_2	563.0 / 269.0	N/A	13C7-PFUnA	570.0 / 525.0	125387.97	250.00
PFDoA_1	613.0 / 569.0	N/A	13C2-PFDoA	615.0 / 570.0	121495.53	250.00
PFDoA_2	613.0 / 319.0	N/A	13C2-PFDoA	615.0 / 570.0	121495.53	250.00
PFTrDA_1	663.0 / 619.0	N/A	13C2-PFTeDA	715.0 / 670.0	89837.11	250.00
PFTrDA_2	663.0 / 169.0	N/A	13C2-PFTeDA	715.0 / 670.0	89837.11	250.00
PFTeDA_1	713.0 / 669.0	N/A	13C2-PFTeDA	715.0 / 670.0	89837.11	250.00
PFTeDA_2	713.0 / 169.0	N/A	13C2-PFTeDA	715.0 / 670.0	89837.11	250.00
NMeFOSAA_1	570.0 / 419.0	N/A	d3-MeFOSAA	573.0 / 419.0	16966.55	250.00
NMeFOSAA_2	570.0 / 512.0	N/A	d3-MeFOSAA	573.0 / 419.0	16966.55	250.00
NEtFOSAA_1	584.0 / 419.0	N/A	d5-EtFOSAA	589.0 / 419.0	20912.49	250.00
NEtFOSAA_2	584.0 / 483.0	N/A	d5-EtFOSAA	589.0 / 419.0	20912.49	250.00

BATTELLE

Summary Internal Standard Report

Sample Name	J8242-FS(0)	**Injection Vial**	52
Sample ID	VC-PM649-DW01P-0918	**Injection Volume**	10.00
Sample Type	Unknown	**Instrument Name**	QTRAP 5500
Acquisition Date	2018-10-03T05:43:29	**Data File**	18-0567.wiff
Acquisition Method	5-0369.dam	**Result Table**	18-0567_BASE
Sample Comment			

Results Summary

Analyte	MRM Transition	RT	IS	IS MRM Transition	IS Area	IS Conc. (ng/L)
PFBS_1	298.9 / 80.0	1.53	13C3-PFBS	302.0 / 99.0	31059.03	232.25
PFBS_2	298.9 / 99.0	1.53	13C3-PFBS	302.0 / 99.0	31059.03	232.25
PFHxA_1	313.0 / 269.0	1.83	13C5-PFHxA	318.0 / 273.0	56451.81	250.00
PFHxA_2	313.0 / 119.0	1.84	13C5-PFHxA	318.0 / 273.0	56451.81	250.00
PFHpA_1	363.0 / 319.0	2.24	13C4-PFHpA	367.0 / 322.0	51756.98	250.00
PFHpA_2	363.0 / 169.0	2.23	13C4-PFHpA	367.0 / 322.0	51756.98	250.00
PFHxS_1	399.0 / 80.0	2.23	13C3-PFHxS	402.0 / 99.0	17331.19	236.50
PFHxS_2	399.0 / 99.0	2.27	13C3-PFHxS	402.0 / 99.0	17331.19	236.50
PFOA_1	413.0 / 369.0	2.65	13C8-PFOA	421.0 / 376.0	46219.19	250.00
PFOA_2	413.0 / 169.0	2.65	13C8-PFOA	421.0 / 376.0	46219.19	250.00
PFNA_1	463.0 / 419.0	3.05	13C9-PFNA	472.0 / 427.0	40560.05	250.00
PFNA_2	463.0 / 219.0	3.05	13C9-PFNA	472.0 / 427.0	40560.05	250.00
PFOS_1	499.0 / 80.0	2.94	13C8-PFOS	507.0 / 99.0	10854.31	239.25
PFOS_2	499.0 / 99.0	3.04	13C8-PFOS	507.0 / 99.0	10854.31	239.25
PFDA_1	513.0 / 469.0	3.40	13C6-PFDA	519.0 / 474.0	113906.64	250.00
PFDA_2	513.0 / 219.0	3.25	13C6-PFDA	519.0 / 474.0	113906.64	250.00
PFUnA_1	563.0 / 519.0	N/A	13C7-PFUnA	570.0 / 525.0	113897.03	250.00
PFUnA_2	563.0 / 269.0	N/A	13C7-PFUnA	570.0 / 525.0	113897.03	250.00
PFDoA_1	613.0 / 569.0	N/A	13C2-PFDoA	615.0 / 570.0	117150.38	250.00
PFDoA_2	613.0 / 319.0	N/A	13C2-PFDoA	615.0 / 570.0	117150.38	250.00
PFTrDA_1	663.0 / 619.0	N/A	13C2-PFTeDA	715.0 / 670.0	89022.88	250.00
PFTrDA_2	663.0 / 169.0	N/A	13C2-PFTeDA	715.0 / 670.0	89022.88	250.00
PFTeDA_1	713.0 / 669.0	N/A	13C2-PFTeDA	715.0 / 670.0	89022.88	250.00
PFTeDA_2	713.0 / 169.0	N/A	13C2-PFTeDA	715.0 / 670.0	89022.88	250.00
NMeFOSAA_1	570.0 / 419.0	N/A	d3-MeFOSAA	573.0 / 419.0	14235.82	250.00
NMeFOSAA_2	570.0 / 512.0	N/A	d3-MeFOSAA	573.0 / 419.0	14235.82	250.00
NEtFOSAA_1	584.0 / 419.0	N/A	d5-EtFOSAA	589.0 / 419.0	21479.10	250.00
NEtFOSAA_2	584.0 / 483.0	N/A	d5-EtFOSAA	589.0 / 419.0	21479.10	250.00

BATTELLE

Summary Internal Standard Report

Sample Name	J8242-FS-D(3)	**Injection Vial**	53
Sample ID	VC-PM649-DW01P-0918	**Injection Volume**	10.00
Sample Type	Unknown	**Instrument Name**	QTRAP 5500
Acquisition Date	2018-10-03T05:54:21	**Data File**	18-0567.wiff
Acquisition Method	5-0369.dam	**Result Table**	18-0567_BASE
Sample Comment			

Results Summary

Analyte	MRM Transition	RT	IS	IS MRM Transition	IS Area	IS Conc. (ng/L)
PFBS_1	298.9 / 80.0	1.53	13C3-PFBS	302.0 / 99.0	41115.56	232.25
PFBS_2	298.9 / 99.0	1.53	13C3-PFBS	302.0 / 99.0	41115.56	232.25
PFHxA_1	313.0 / 269.0	1.84	13C5-PFHxA	318.0 / 273.0	81685.20	250.00
PFHxA_2	313.0 / 119.0	1.85	13C5-PFHxA	318.0 / 273.0	81685.20	250.00
PFHpA_1	363.0 / 319.0	2.25	13C4-PFHpA	367.0 / 322.0	87734.97	250.00
PFHpA_2	363.0 / 169.0	2.24	13C4-PFHpA	367.0 / 322.0	87734.97	250.00
PFHxS_1	399.0 / 80.0	2.28	13C3-PFHxS	402.0 / 99.0	30075.00	236.50
PFHxS_2	399.0 / 99.0	2.28	13C3-PFHxS	402.0 / 99.0	30075.00	236.50
PFOA_1	413.0 / 369.0	2.66	13C8-PFOA	421.0 / 376.0	91262.10	250.00
PFOA_2	413.0 / 169.0	2.65	13C8-PFOA	421.0 / 376.0	91262.10	250.00
PFNA_1	463.0 / 419.0	N/A	13C9-PFNA	472.0 / 427.0	85580.38	250.00
PFNA_2	463.0 / 219.0	N/A	13C9-PFNA	472.0 / 427.0	85580.38	250.00
PFOS_1	499.0 / 80.0	2.99	13C8-PFOS	507.0 / 99.0	25405.93	239.25
PFOS_2	499.0 / 99.0	3.06	13C8-PFOS	507.0 / 99.0	25405.93	239.25
PFDA_1	513.0 / 469.0	N/A	13C6-PFDA	519.0 / 474.0	118961.48	250.00
PFDA_2	513.0 / 219.0	N/A	13C6-PFDA	519.0 / 474.0	118961.48	250.00
PFUnA_1	563.0 / 519.0	N/A	13C7-PFUnA	570.0 / 525.0	123804.87	250.00
PFUnA_2	563.0 / 269.0	N/A	13C7-PFUnA	570.0 / 525.0	123804.87	250.00
PFDoA_1	613.0 / 569.0	N/A	13C2-PFDoA	615.0 / 570.0	113582.44	250.00
PFDoA_2	613.0 / 319.0	N/A	13C2-PFDoA	615.0 / 570.0	113582.44	250.00
PFTrDA_1	663.0 / 619.0	N/A	13C2-PFTeDA	715.0 / 670.0	88280.00	250.00
PFTrDA_2	663.0 / 169.0	N/A	13C2-PFTeDA	715.0 / 670.0	88280.00	250.00
PFTeDA_1	713.0 / 669.0	N/A	13C2-PFTeDA	715.0 / 670.0	88280.00	250.00
PFTeDA_2	713.0 / 169.0	N/A	13C2-PFTeDA	715.0 / 670.0	88280.00	250.00
NMeFOSAA_1	570.0 / 419.0	N/A	d3-MeFOSAA	573.0 / 419.0	18499.80	250.00
NMeFOSAA_2	570.0 / 512.0	N/A	d3-MeFOSAA	573.0 / 419.0	18499.80	250.00
NEtFOSAA_1	584.0 / 419.0	N/A	d5-EtFOSAA	589.0 / 419.0	19709.47	250.00
NEtFOSAA_2	584.0 / 483.0	N/A	d5-EtFOSAA	589.0 / 419.0	19709.47	250.00

BATTELLE

Summary Internal Standard Report

Created with Analyst Reporter
Printed: 04/10/2018 8:29:50 PM

Sample Name	J8242-FS-D(5)	**Injection Vial**	54
Sample ID	VC-PM649-DW01P-0918	**Injection Volume**	10.00
Sample Type	Unknown	**Instrument Name**	QTRAP 5500
Acquisition Date	2018-10-03T06:05:12	**Data File**	18-0567.wiff
Acquisition Method	5-0369.dam	**Result Table**	18-0567_BASE
Sample Comment			

Results Summary

Analyte	MRM Transition	RT	IS	IS MRM Transition	IS Area	IS Conc. (ng/L)
PFBS_1	298.9 / 80.0	N/A	13C3-PFBS	302.0 / 99.0	32759.16	232.25
PFBS_2	298.9 / 99.0	N/A	13C3-PFBS	302.0 / 99.0	32759.16	232.25
PFHxA_1	313.0 / 269.0	1.84	13C5-PFHxA	318.0 / 273.0	70947.53	250.00
PFHxA_2	313.0 / 119.0	1.85	13C5-PFHxA	318.0 / 273.0	70947.53	250.00
PFHpA_1	363.0 / 319.0	2.25	13C4-PFHpA	367.0 / 322.0	82447.94	250.00
PFHpA_2	363.0 / 169.0	2.25	13C4-PFHpA	367.0 / 322.0	82447.94	250.00
PFHxS_1	399.0 / 80.0	2.28	13C3-PFHxS	402.0 / 99.0	26025.44	236.50
PFHxS_2	399.0 / 99.0	2.28	13C3-PFHxS	402.0 / 99.0	26025.44	236.50
PFOA_1	413.0 / 369.0	2.66	13C8-PFOA	421.0 / 376.0	96429.08	250.00
PFOA_2	413.0 / 169.0	2.65	13C8-PFOA	421.0 / 376.0	96429.08	250.00
PFNA_1	463.0 / 419.0	N/A	13C9-PFNA	472.0 / 427.0	101635.93	250.00
PFNA_2	463.0 / 219.0	N/A	13C9-PFNA	472.0 / 427.0	101635.93	250.00
PFOS_1	499.0 / 80.0	3.02	13C8-PFOS	507.0 / 99.0	27801.42	239.25
PFOS_2	499.0 / 99.0	3.06	13C8-PFOS	507.0 / 99.0	27801.42	239.25
PFDA_1	513.0 / 469.0	N/A	13C6-PFDA	519.0 / 474.0	104512.19	250.00
PFDA_2	513.0 / 219.0	N/A	13C6-PFDA	519.0 / 474.0	104512.19	250.00
PFUnA_1	563.0 / 519.0	N/A	13C7-PFUnA	570.0 / 525.0	105085.35	250.00
PFUnA_2	563.0 / 269.0	N/A	13C7-PFUnA	570.0 / 525.0	105085.35	250.00
PFDoA_1	613.0 / 569.0	N/A	13C2-PFDoA	615.0 / 570.0	101213.55	250.00
PFDoA_2	613.0 / 319.0	N/A	13C2-PFDoA	615.0 / 570.0	101213.55	250.00
PFTrDA_1	663.0 / 619.0	N/A	13C2-PFTeDA	715.0 / 670.0	78762.79	250.00
PFTrDA_2	663.0 / 169.0	N/A	13C2-PFTeDA	715.0 / 670.0	78762.79	250.00
PFTeDA_1	713.0 / 669.0	N/A	13C2-PFTeDA	715.0 / 670.0	78762.79	250.00
PFTeDA_2	713.0 / 169.0	N/A	13C2-PFTeDA	715.0 / 670.0	78762.79	250.00
NMeFOSAA_1	570.0 / 419.0	N/A	d3-MeFOSAA	573.0 / 419.0	15540.72	250.00
NMeFOSAA_2	570.0 / 512.0	N/A	d3-MeFOSAA	573.0 / 419.0	15540.72	250.00
NEtFOSAA_1	584.0 / 419.0	N/A	d5-EtFOSAA	589.0 / 419.0	17382.85	250.00
NEtFOSAA_2	584.0 / 483.0	N/A	d5-EtFOSAA	589.0 / 419.0	17382.85	250.00

BATTELLE

Summary Internal Standard Report

Sample Name	J8242-FS-D(7)	**Injection Vial**	1
Sample ID	VC-PM649-DW01P-0918	**Injection Volume**	10.00
Sample Type	Unknown	**Instrument Name**	QTRAP 5500
Acquisition Date	2018-10-03T06:16:04	**Data File**	18-0567.wiff
Acquisition Method	5-0369.dam	**Result Table**	18-0567_BASE
Sample Comment			

Results Summary

Analyte	MRM Transition	RT	IS	IS MRM Transition	IS Area	IS Conc. (ng/L)
PFBS_1	298.9 / 80.0	N/A	13C3-PFBS	302.0 / 99.0	27651.64	232.25
PFBS_2	298.9 / 99.0	N/A	13C3-PFBS	302.0 / 99.0	27651.64	232.25
PFHxA_1	313.0 / 269.0	1.85	13C5-PFHxA	318.0 / 273.0	63998.83	250.00
PFHxA_2	313.0 / 119.0	1.85	13C5-PFHxA	318.0 / 273.0	63998.83	250.00
PFHpA_1	363.0 / 319.0	N/A	13C4-PFHpA	367.0 / 322.0	72537.89	250.00
PFHpA_2	363.0 / 169.0	N/A	13C4-PFHpA	367.0 / 322.0	72537.89	250.00
PFHxS_1	399.0 / 80.0	2.28	13C3-PFHxS	402.0 / 99.0	24553.35	236.50
PFHxS_2	399.0 / 99.0	2.28	13C3-PFHxS	402.0 / 99.0	24553.35	236.50
PFOA_1	413.0 / 369.0	N/A	13C8-PFOA	421.0 / 376.0	92758.82	250.00
PFOA_2	413.0 / 169.0	N/A	13C8-PFOA	421.0 / 376.0	92758.82	250.00
PFNA_1	463.0 / 419.0	N/A	13C9-PFNA	472.0 / 427.0	89051.33	250.00
PFNA_2	463.0 / 219.0	N/A	13C9-PFNA	472.0 / 427.0	89051.33	250.00
PFOS_1	499.0 / 80.0	3.03	13C8-PFOS	507.0 / 99.0	26256.67	239.25
PFOS_2	499.0 / 99.0	3.06	13C8-PFOS	507.0 / 99.0	26256.67	239.25
PFDA_1	513.0 / 469.0	N/A	13C6-PFDA	519.0 / 474.0	105280.15	250.00
PFDA_2	513.0 / 219.0	N/A	13C6-PFDA	519.0 / 474.0	105280.15	250.00
PFUnA_1	563.0 / 519.0	N/A	13C7-PFUnA	570.0 / 525.0	99887.69	250.00
PFUnA_2	563.0 / 269.0	N/A	13C7-PFUnA	570.0 / 525.0	99887.69	250.00
PFDoA_1	613.0 / 569.0	N/A	13C2-PFDoA	615.0 / 570.0	96907.38	250.00
PFDoA_2	613.0 / 319.0	N/A	13C2-PFDoA	615.0 / 570.0	96907.38	250.00
PFTrDA_1	663.0 / 619.0	N/A	13C2-PFTeDA	715.0 / 670.0	72873.98	250.00
PFTrDA_2	663.0 / 169.0	N/A	13C2-PFTeDA	715.0 / 670.0	72873.98	250.00
PFTeDA_1	713.0 / 669.0	N/A	13C2-PFTeDA	715.0 / 670.0	72873.98	250.00
PFTeDA_2	713.0 / 169.0	N/A	13C2-PFTeDA	715.0 / 670.0	72873.98	250.00
NMeFOSAA_1	570.0 / 419.0	N/A	d3-MeFOSAA	573.0 / 419.0	14293.16	250.00
NMeFOSAA_2	570.0 / 512.0	N/A	d3-MeFOSAA	573.0 / 419.0	14293.16	250.00
NEtFOSAA_1	584.0 / 419.0	N/A	d5-EtFOSAA	589.0 / 419.0	16526.00	250.00
NEtFOSAA_2	584.0 / 483.0	N/A	d5-EtFOSAA	589.0 / 419.0	16526.00	250.00

BATTELLE

Summary Internal Standard Report

Sample Name	J8243-FS-D(5)	**Injection Vial**	2
Sample ID	VC-PM649-DW02-0918	**Injection Volume**	10.00
Sample Type	Unknown	**Instrument Name**	QTRAP 5500
Acquisition Date	2018-10-03T06:26:58	**Data File**	18-0567.wiff
Acquisition Method	5-0369.dam	**Result Table**	18-0567_BASE
Sample Comment			

Results Summary

Analyte	MRM Transition	RT	IS	IS MRM Transition	IS Area	IS Conc. (ng/L)
PFBS_1	298.9 / 80.0	N/A	13C3-PFBS	302.0 / 99.0	35665.90	232.25
PFBS_2	298.9 / 99.0	N/A	13C3-PFBS	302.0 / 99.0	35665.90	232.25
PFHxA_1	313.0 / 269.0	1.85	13C5-PFHxA	318.0 / 273.0	71466.53	250.00
PFHxA_2	313.0 / 119.0	1.85	13C5-PFHxA	318.0 / 273.0	71466.53	250.00
PFHpA_1	363.0 / 319.0	N/A	13C4-PFHpA	367.0 / 322.0	81319.01	250.00
PFHpA_2	363.0 / 169.0	N/A	13C4-PFHpA	367.0 / 322.0	81319.01	250.00
PFHxS_1	399.0 / 80.0	2.28	13C3-PFHxS	402.0 / 99.0	29648.65	236.50
PFHxS_2	399.0 / 99.0	2.28	13C3-PFHxS	402.0 / 99.0	29648.65	236.50
PFOA_1	413.0 / 369.0	2.66	13C8-PFOA	421.0 / 376.0	102192.41	250.00
PFOA_2	413.0 / 169.0	2.65	13C8-PFOA	421.0 / 376.0	102192.41	250.00
PFNA_1	463.0 / 419.0	N/A	13C9-PFNA	472.0 / 427.0	102185.47	250.00
PFNA_2	463.0 / 219.0	N/A	13C9-PFNA	472.0 / 427.0	102185.47	250.00
PFOS_1	499.0 / 80.0	N/A	13C8-PFOS	507.0 / 99.0	33444.69	239.25
PFOS_2	499.0 / 99.0	N/A	13C8-PFOS	507.0 / 99.0	33444.69	239.25
PFDA_1	513.0 / 469.0	N/A	13C6-PFDA	519.0 / 474.0	108922.83	250.00
PFDA_2	513.0 / 219.0	N/A	13C6-PFDA	519.0 / 474.0	108922.83	250.00
PFUnA_1	563.0 / 519.0	N/A	13C7-PFUnA	570.0 / 525.0	110053.94	250.00
PFUnA_2	563.0 / 269.0	N/A	13C7-PFUnA	570.0 / 525.0	110053.94	250.00
PFDoA_1	613.0 / 569.0	N/A	13C2-PFDoA	615.0 / 570.0	102266.28	250.00
PFDoA_2	613.0 / 319.0	N/A	13C2-PFDoA	615.0 / 570.0	102266.28	250.00
PFTrDA_1	663.0 / 619.0	N/A	13C2-PFTeDA	715.0 / 670.0	77965.10	250.00
PFTrDA_2	663.0 / 169.0	N/A	13C2-PFTeDA	715.0 / 670.0	77965.10	250.00
PFTeDA_1	713.0 / 669.0	N/A	13C2-PFTeDA	715.0 / 670.0	77965.10	250.00
PFTeDA_2	713.0 / 169.0	N/A	13C2-PFTeDA	715.0 / 670.0	77965.10	250.00
NMeFOSAA_1	570.0 / 419.0	N/A	d3-MeFOSAA	573.0 / 419.0	15478.22	250.00
NMeFOSAA_2	570.0 / 512.0	N/A	d3-MeFOSAA	573.0 / 419.0	15478.22	250.00
NEtFOSAA_1	584.0 / 419.0	N/A	d5-EtFOSAA	589.0 / 419.0	20714.15	250.00
NEtFOSAA_2	584.0 / 483.0	N/A	d5-EtFOSAA	589.0 / 419.0	20714.15	250.00

BATTELLE

Summary Internal Standard Report

Created with Analyst Reporter
Printed: 04/10/2018 8:30:04 PM

Sample Name	J8243-FS-D(7)	**Injection Vial**	3
Sample ID	VC-PM649-DW02-0918	**Injection Volume**	10.00
Sample Type	Unknown	**Instrument Name**	QTRAP 5500
Acquisition Date	2018-10-03T06:37:51	**Data File**	18-0567.wiff
Acquisition Method	5-0369.dam	**Result Table**	18-0567_BASE
Sample Comment			

Results Summary

Analyte	MRM Transition	RT	IS	IS MRM Transition	IS Area	IS Conc. (ng/L)
PFBS_1	298.9 / 80.0	N/A	13C3-PFBS	302.0 / 99.0	44132.90	232.25
PFBS_2	298.9 / 99.0	N/A	13C3-PFBS	302.0 / 99.0	44132.90	232.25
PFHxA_1	313.0 / 269.0	N/A	13C5-PFHxA	318.0 / 273.0	85603.55	250.00
PFHxA_2	313.0 / 119.0	N/A	13C5-PFHxA	318.0 / 273.0	85603.55	250.00
PFHpA_1	363.0 / 319.0	N/A	13C4-PFHpA	367.0 / 322.0	104556.91	250.00
PFHpA_2	363.0 / 169.0	N/A	13C4-PFHpA	367.0 / 322.0	104556.91	250.00
PFHxS_1	399.0 / 80.0	N/A	13C3-PFHxS	402.0 / 99.0	33387.06	236.50
PFHxS_2	399.0 / 99.0	N/A	13C3-PFHxS	402.0 / 99.0	33387.06	236.50
PFOA_1	413.0 / 369.0	N/A	13C8-PFOA	421.0 / 376.0	114277.91	250.00
PFOA_2	413.0 / 169.0	N/A	13C8-PFOA	421.0 / 376.0	114277.91	250.00
PFNA_1	463.0 / 419.0	N/A	13C9-PFNA	472.0 / 427.0	113801.14	250.00
PFNA_2	463.0 / 219.0	N/A	13C9-PFNA	472.0 / 427.0	113801.14	250.00
PFOS_1	499.0 / 80.0	N/A	13C8-PFOS	507.0 / 99.0	37320.08	239.25
PFOS_2	499.0 / 99.0	N/A	13C8-PFOS	507.0 / 99.0	37320.08	239.25
PFDA_1	513.0 / 469.0	N/A	13C6-PFDA	519.0 / 474.0	133813.24	250.00
PFDA_2	513.0 / 219.0	N/A	13C6-PFDA	519.0 / 474.0	133813.24	250.00
PFUnA_1	563.0 / 519.0	N/A	13C7-PFUnA	570.0 / 525.0	130152.18	250.00
PFUnA_2	563.0 / 269.0	N/A	13C7-PFUnA	570.0 / 525.0	130152.18	250.00
PFDoA_1	613.0 / 569.0	N/A	13C2-PFDoA	615.0 / 570.0	122035.76	250.00
PFDoA_2	613.0 / 319.0	N/A	13C2-PFDoA	615.0 / 570.0	122035.76	250.00
PFTrDA_1	663.0 / 619.0	N/A	13C2-PFTeDA	715.0 / 670.0	93496.78	250.00
PFTrDA_2	663.0 / 169.0	N/A	13C2-PFTeDA	715.0 / 670.0	93496.78	250.00
PFTeDA_1	713.0 / 669.0	N/A	13C2-PFTeDA	715.0 / 670.0	93496.78	250.00
PFTeDA_2	713.0 / 169.0	N/A	13C2-PFTeDA	715.0 / 670.0	93496.78	250.00
NMeFOSAA_1	570.0 / 419.0	N/A	d3-MeFOSAA	573.0 / 419.0	17463.27	250.00
NMeFOSAA_2	570.0 / 512.0	N/A	d3-MeFOSAA	573.0 / 419.0	17463.27	250.00
NEtFOSAA_1	584.0 / 419.0	N/A	d5-EtFOSAA	589.0 / 419.0	23084.48	250.00
NEtFOSAA_2	584.0 / 483.0	N/A	d5-EtFOSAA	589.0 / 419.0	23084.48	250.00

BATTELLE

Summary Internal Standard Report

Created with Analyst Reporter
Printed: 04/10/2018 8:30:08 PM

Sample Name	J8244-FS(0)	**Injection Vial**	6
Sample ID	VC-PM649-DW03-0918	**Injection Volume**	10.00
Sample Type	Unknown	**Instrument Name**	QTRAP 5500
Acquisition Date	2018-10-03T07:21:24	**Data File**	18-0567.wiff
Acquisition Method	5-0369.dam	**Result Table**	18-0567_BASE
Sample Comment			

Results Summary

Analyte	MRM Transition	RT	IS	IS MRM Transition	IS Area	IS Conc. (ng/L)
PFBS_1	298.9 / 80.0	1.52	13C3-PFBS	302.0 / 99.0	16587.15	232.25
PFBS_2	298.9 / 99.0	1.52	13C3-PFBS	302.0 / 99.0	16587.15	232.25
PFHxA_1	313.0 / 269.0	1.82	13C5-PFHxA	318.0 / 273.0	31379.93	250.00
PFHxA_2	313.0 / 119.0	1.84	13C5-PFHxA	318.0 / 273.0	31379.93	250.00
PFHpA_1	363.0 / 319.0	2.23	13C4-PFHpA	367.0 / 322.0	32104.57	250.00
PFHpA_2	363.0 / 169.0	2.19	13C4-PFHpA	367.0 / 322.0	32104.57	250.00
PFHxS_1	399.0 / 80.0	2.22	13C3-PFHxS	402.0 / 99.0	13889.51	236.50
PFHxS_2	399.0 / 99.0	2.26	13C3-PFHxS	402.0 / 99.0	13889.51	236.50
PFOA_1	413.0 / 369.0	2.71	13C8-PFOA	421.0 / 376.0	21021.53	250.00
PFOA_2	413.0 / 169.0	2.64	13C8-PFOA	421.0 / 376.0	21021.53	250.00
PFNA_1	463.0 / 419.0	2.98	13C9-PFNA	472.0 / 427.0	57834.38	250.00
PFNA_2	463.0 / 219.0	2.90	13C9-PFNA	472.0 / 427.0	57834.38	250.00
PFOS_1	499.0 / 80.0	2.92	13C8-PFOS	507.0 / 99.0	15201.62	239.25
PFOS_2	499.0 / 99.0	3.01	13C8-PFOS	507.0 / 99.0	15201.62	239.25
PFDA_1	513.0 / 469.0	N/A	13C6-PFDA	519.0 / 474.0	72540.17	250.00
PFDA_2	513.0 / 219.0	N/A	13C6-PFDA	519.0 / 474.0	72540.17	250.00
PFUnA_1	563.0 / 519.0	N/A	13C7-PFUnA	570.0 / 525.0	81735.61	250.00
PFUnA_2	563.0 / 269.0	N/A	13C7-PFUnA	570.0 / 525.0	81735.61	250.00
PFDoA_1	613.0 / 569.0	N/A	13C2-PFDoA	615.0 / 570.0	86773.89	250.00
PFDoA_2	613.0 / 319.0	N/A	13C2-PFDoA	615.0 / 570.0	86773.89	250.00
PFTrDA_1	663.0 / 619.0	N/A	13C2-PFTeDA	715.0 / 670.0	44226.38	250.00
PFTrDA_2	663.0 / 169.0	N/A	13C2-PFTeDA	715.0 / 670.0	44226.38	250.00
PFTeDA_1	713.0 / 669.0	N/A	13C2-PFTeDA	715.0 / 670.0	44226.38	250.00
PFTeDA_2	713.0 / 169.0	N/A	13C2-PFTeDA	715.0 / 670.0	44226.38	250.00
NMeFOSAA_1	570.0 / 419.0	N/A	d3-MeFOSAA	573.0 / 419.0	11751.37	250.00
NMeFOSAA_2	570.0 / 512.0	N/A	d3-MeFOSAA	573.0 / 419.0	11751.37	250.00
NEtFOSAA_1	584.0 / 419.0	N/A	d5-EtFOSAA	589.0 / 419.0	17748.46	250.00
NEtFOSAA_2	584.0 / 483.0	N/A	d5-EtFOSAA	589.0 / 419.0	17748.46	250.00

BATTELLE

Summary Internal Standard Report

Created with Analyst Reporter
Printed: 04/10/2018 8:30:12 PM

Sample Name	J8244-FS-D(3)	**Injection Vial**	7
Sample ID	VC-PM649-DW03-0918	**Injection Volume**	10.00
Sample Type	Unknown	**Instrument Name**	QTRAP 5500
Acquisition Date	2018-10-03T07:32:17	**Data File**	18-0567.wiff
Acquisition Method	5-0369.dam	**Result Table**	18-0567_BASE
Sample Comment			

Results Summary

Analyte	MRM Transition	RT	IS	IS MRM Transition	IS Area	IS Conc. (ng/L)
PFBS_1	298.9 / 80.0	1.53	13C3-PFBS	302.0 / 99.0	45231.67	232.25
PFBS_2	298.9 / 99.0	1.53	13C3-PFBS	302.0 / 99.0	45231.67	232.25
PFHxA_1	313.0 / 269.0	1.84	13C5-PFHxA	318.0 / 273.0	88494.86	250.00
PFHxA_2	313.0 / 119.0	1.84	13C5-PFHxA	318.0 / 273.0	88494.86	250.00
PFHpA_1	363.0 / 319.0	2.25	13C4-PFHpA	367.0 / 322.0	102645.13	250.00
PFHpA_2	363.0 / 169.0	2.22	13C4-PFHpA	367.0 / 322.0	102645.13	250.00
PFHxS_1	399.0 / 80.0	2.27	13C3-PFHxS	402.0 / 99.0	32634.55	236.50
PFHxS_2	399.0 / 99.0	2.27	13C3-PFHxS	402.0 / 99.0	32634.55	236.50
PFOA_1	413.0 / 369.0	2.66	13C8-PFOA	421.0 / 376.0	90293.51	250.00
PFOA_2	413.0 / 169.0	2.65	13C8-PFOA	421.0 / 376.0	90293.51	250.00
PFNA_1	463.0 / 419.0	N/A	13C9-PFNA	472.0 / 427.0	113413.01	250.00
PFNA_2	463.0 / 219.0	N/A	13C9-PFNA	472.0 / 427.0	113413.01	250.00
PFOS_1	499.0 / 80.0	2.92	13C8-PFOS	507.0 / 99.0	34548.62	239.25
PFOS_2	499.0 / 99.0	3.02	13C8-PFOS	507.0 / 99.0	34548.62	239.25
PFDA_1	513.0 / 469.0	N/A	13C6-PFDA	519.0 / 474.0	130927.45	250.00
PFDA_2	513.0 / 219.0	N/A	13C6-PFDA	519.0 / 474.0	130927.45	250.00
PFUnA_1	563.0 / 519.0	N/A	13C7-PFUnA	570.0 / 525.0	125085.33	250.00
PFUnA_2	563.0 / 269.0	N/A	13C7-PFUnA	570.0 / 525.0	125085.33	250.00
PFDoA_1	613.0 / 569.0	N/A	13C2-PFDoA	615.0 / 570.0	126253.38	250.00
PFDoA_2	613.0 / 319.0	N/A	13C2-PFDoA	615.0 / 570.0	126253.38	250.00
PFTrDA_1	663.0 / 619.0	N/A	13C2-PFTeDA	715.0 / 670.0	87885.00	250.00
PFTrDA_2	663.0 / 169.0	N/A	13C2-PFTeDA	715.0 / 670.0	87885.00	250.00
PFTeDA_1	713.0 / 669.0	N/A	13C2-PFTeDA	715.0 / 670.0	87885.00	250.00
PFTeDA_2	713.0 / 169.0	N/A	13C2-PFTeDA	715.0 / 670.0	87885.00	250.00
NMeFOSAA_1	570.0 / 419.0	N/A	d3-MeFOSAA	573.0 / 419.0	20145.62	250.00
NMeFOSAA_2	570.0 / 512.0	N/A	d3-MeFOSAA	573.0 / 419.0	20145.62	250.00
NEtFOSAA_1	584.0 / 419.0	N/A	d5-EtFOSAA	589.0 / 419.0	23207.11	250.00
NEtFOSAA_2	584.0 / 483.0	N/A	d5-EtFOSAA	589.0 / 419.0	23207.11	250.00

BATTELLE

Summary Internal Standard Report

Created with Analyst Reporter
Printed: 04/10/2018 8:30:17 PM

Sample Name	J8244-FS-D(5)	**Injection Vial**	8
Sample ID	VC-PM649-DW03-0918	**Injection Volume**	10.00
Sample Type	Unknown	**Instrument Name**	QTRAP 5500
Acquisition Date	2018-10-03T07:43:10	**Data File**	18-0567.wiff
Acquisition Method	5-0369.dam	**Result Table**	18-0567_BASE
Sample Comment			

Results Summary

Analyte	MRM Transition	RT	IS	IS MRM Transition	IS Area	IS Conc. (ng/L)
PFBS_1	298.9 / 80.0	1.53	13C3-PFBS	302.0 / 99.0	36146.57	232.25
PFBS_2	298.9 / 99.0	1.53	13C3-PFBS	302.0 / 99.0	36146.57	232.25
PFHxA_1	313.0 / 269.0	1.84	13C5-PFHxA	318.0 / 273.0	83955.32	250.00
PFHxA_2	313.0 / 119.0	1.85	13C5-PFHxA	318.0 / 273.0	83955.32	250.00
PFHpA_1	363.0 / 319.0	N/A	13C4-PFHpA	367.0 / 322.0	90054.84	250.00
PFHpA_2	363.0 / 169.0	N/A	13C4-PFHpA	367.0 / 322.0	90054.84	250.00
PFHxS_1	399.0 / 80.0	2.27	13C3-PFHxS	402.0 / 99.0	27720.54	236.50
PFHxS_2	399.0 / 99.0	2.27	13C3-PFHxS	402.0 / 99.0	27720.54	236.50
PFOA_1	413.0 / 369.0	2.66	13C8-PFOA	421.0 / 376.0	102446.90	250.00
PFOA_2	413.0 / 169.0	2.65	13C8-PFOA	421.0 / 376.0	102446.90	250.00
PFNA_1	463.0 / 419.0	N/A	13C9-PFNA	472.0 / 427.0	121113.85	250.00
PFNA_2	463.0 / 219.0	N/A	13C9-PFNA	472.0 / 427.0	121113.85	250.00
PFOS_1	499.0 / 80.0	2.93	13C8-PFOS	507.0 / 99.0	35000.35	239.25
PFOS_2	499.0 / 99.0	3.03	13C8-PFOS	507.0 / 99.0	35000.35	239.25
PFDA_1	513.0 / 469.0	N/A	13C6-PFDA	519.0 / 474.0	121315.37	250.00
PFDA_2	513.0 / 219.0	N/A	13C6-PFDA	519.0 / 474.0	121315.37	250.00
PFUnA_1	563.0 / 519.0	N/A	13C7-PFUnA	570.0 / 525.0	118763.53	250.00
PFUnA_2	563.0 / 269.0	N/A	13C7-PFUnA	570.0 / 525.0	118763.53	250.00
PFDoA_1	613.0 / 569.0	N/A	13C2-PFDoA	615.0 / 570.0	119513.93	250.00
PFDoA_2	613.0 / 319.0	N/A	13C2-PFDoA	615.0 / 570.0	119513.93	250.00
PFTrDA_1	663.0 / 619.0	N/A	13C2-PFTeDA	715.0 / 670.0	91219.54	250.00
PFTrDA_2	663.0 / 169.0	N/A	13C2-PFTeDA	715.0 / 670.0	91219.54	250.00
PFTeDA_1	713.0 / 669.0	N/A	13C2-PFTeDA	715.0 / 670.0	91219.54	250.00
PFTeDA_2	713.0 / 169.0	N/A	13C2-PFTeDA	715.0 / 670.0	91219.54	250.00
NMeFOSAA_1	570.0 / 419.0	N/A	d3-MeFOSAA	573.0 / 419.0	20086.10	250.00
NMeFOSAA_2	570.0 / 512.0	N/A	d3-MeFOSAA	573.0 / 419.0	20086.10	250.00
NEtFOSAA_1	584.0 / 419.0	N/A	d5-EtFOSAA	589.0 / 419.0	21594.32	250.00
NEtFOSAA_2	584.0 / 483.0	N/A	d5-EtFOSAA	589.0 / 419.0	21594.32	250.00

BATTELLE

Summary Internal Standard Report

Sample Name	J8244-FS-D(7)	**Injection Vial**	9
Sample ID	VC-PM649-DW03-0918	**Injection Volume**	10.00
Sample Type	Unknown	**Instrument Name**	QTRAP 5500
Acquisition Date	2018-10-03T07:54:03	**Data File**	18-0567.wiff
Acquisition Method	5-0369.dam	**Result Table**	18-0567_BASE
Sample Comment			

Results Summary

Analyte	MRM Transition	RT	IS	IS MRM Transition	IS Area	IS Conc. (ng/L)
PFBS_1	298.9 / 80.0	N/A	13C3-PFBS	302.0 / 99.0	43884.85	232.25
PFBS_2	298.9 / 99.0	N/A	13C3-PFBS	302.0 / 99.0	43884.85	232.25
PFHxA_1	313.0 / 269.0	N/A	13C5-PFHxA	318.0 / 273.0	87997.97	250.00
PFHxA_2	313.0 / 119.0	N/A	13C5-PFHxA	318.0 / 273.0	87997.97	250.00
PFHpA_1	363.0 / 319.0	2.25	13C4-PFHpA	367.0 / 322.0	97565.05	250.00
PFHpA_2	363.0 / 169.0	2.22	13C4-PFHpA	367.0 / 322.0	97565.05	250.00
PFHxS_1	399.0 / 80.0	N/A	13C3-PFHxS	402.0 / 99.0	31184.26	236.50
PFHxS_2	399.0 / 99.0	N/A	13C3-PFHxS	402.0 / 99.0	31184.26	236.50
PFOA_1	413.0 / 369.0	2.65	13C8-PFOA	421.0 / 376.0	103638.92	250.00
PFOA_2	413.0 / 169.0	2.64	13C8-PFOA	421.0 / 376.0	103638.92	250.00
PFNA_1	463.0 / 419.0	N/A	13C9-PFNA	472.0 / 427.0	124487.97	250.00
PFNA_2	463.0 / 219.0	N/A	13C9-PFNA	472.0 / 427.0	124487.97	250.00
PFOS_1	499.0 / 80.0	2.92	13C8-PFOS	507.0 / 99.0	33209.07	239.25
PFOS_2	499.0 / 99.0	3.02	13C8-PFOS	507.0 / 99.0	33209.07	239.25
PFDA_1	513.0 / 469.0	N/A	13C6-PFDA	519.0 / 474.0	131059.56	250.00
PFDA_2	513.0 / 219.0	N/A	13C6-PFDA	519.0 / 474.0	131059.56	250.00
PFUnA_1	563.0 / 519.0	N/A	13C7-PFUnA	570.0 / 525.0	133360.10	250.00
PFUnA_2	563.0 / 269.0	N/A	13C7-PFUnA	570.0 / 525.0	133360.10	250.00
PFDoA_1	613.0 / 569.0	N/A	13C2-PFDoA	615.0 / 570.0	126010.34	250.00
PFDoA_2	613.0 / 319.0	N/A	13C2-PFDoA	615.0 / 570.0	126010.34	250.00
PFTrDA_1	663.0 / 619.0	N/A	13C2-PFTeDA	715.0 / 670.0	95092.66	250.00
PFTrDA_2	663.0 / 169.0	N/A	13C2-PFTeDA	715.0 / 670.0	95092.66	250.00
PFTeDA_1	713.0 / 669.0	N/A	13C2-PFTeDA	715.0 / 670.0	95092.66	250.00
PFTeDA_2	713.0 / 169.0	N/A	13C2-PFTeDA	715.0 / 670.0	95092.66	250.00
NMeFOSAA_1	570.0 / 419.0	N/A	d3-MeFOSAA	573.0 / 419.0	18553.70	250.00
NMeFOSAA_2	570.0 / 512.0	N/A	d3-MeFOSAA	573.0 / 419.0	18553.70	250.00
NEtFOSAA_1	584.0 / 419.0	N/A	d5-EtFOSAA	589.0 / 419.0	24663.63	250.00
NEtFOSAA_2	584.0 / 483.0	N/A	d5-EtFOSAA	589.0 / 419.0	24663.63	250.00

BATTELLE

Summary Internal Standard Report

Sample Name	J8245-FS(0)	**Injection Vial**	10
Sample ID	VC-PM649-DW04-0918	**Injection Volume**	10.00
Sample Type	Unknown	**Instrument Name**	QTRAP 5500
Acquisition Date	2018-10-03T08:04:56	**Data File**	18-0567.wiff
Acquisition Method	5-0369.dam	**Result Table**	18-0567_BASE
Sample Comment			

Results Summary

Analyte	MRM Transition	RT	IS	IS MRM Transition	IS Area	IS Conc. (ng/L)
PFBS_1	298.9 / 80.0	1.53	13C3-PFBS	302.0 / 99.0	26868.13	232.25
PFBS_2	298.9 / 99.0	1.53	13C3-PFBS	302.0 / 99.0	26868.13	232.25
PFHxA_1	313.0 / 269.0	1.85	13C5-PFHxA	318.0 / 273.0	63054.15	250.00
PFHxA_2	313.0 / 119.0	1.85	13C5-PFHxA	318.0 / 273.0	63054.15	250.00
PFHpA_1	363.0 / 319.0	2.25	13C4-PFHpA	367.0 / 322.0	61382.03	250.00
PFHpA_2	363.0 / 169.0	2.25	13C4-PFHpA	367.0 / 322.0	61382.03	250.00
PFHxS_1	399.0 / 80.0	2.24	13C3-PFHxS	402.0 / 99.0	18924.71	236.50
PFHxS_2	399.0 / 99.0	2.28	13C3-PFHxS	402.0 / 99.0	18924.71	236.50
PFOA_1	413.0 / 369.0	2.66	13C8-PFOA	421.0 / 376.0	52083.93	250.00
PFOA_2	413.0 / 169.0	2.65	13C8-PFOA	421.0 / 376.0	52083.93	250.00
PFNA_1	463.0 / 419.0	3.05	13C9-PFNA	472.0 / 427.0	56110.04	250.00
PFNA_2	463.0 / 219.0	3.05	13C9-PFNA	472.0 / 427.0	56110.04	250.00
PFOS_1	499.0 / 80.0	2.97	13C8-PFOS	507.0 / 99.0	16689.11	239.25
PFOS_2	499.0 / 99.0	3.05	13C8-PFOS	507.0 / 99.0	16689.11	239.25
PFDA_1	513.0 / 469.0	3.39	13C6-PFDA	519.0 / 474.0	96409.92	250.00
PFDA_2	513.0 / 219.0	3.26	13C6-PFDA	519.0 / 474.0	96409.92	250.00
PFUnA_1	563.0 / 519.0	N/A	13C7-PFUnA	570.0 / 525.0	91889.02	250.00
PFUnA_2	563.0 / 269.0	N/A	13C7-PFUnA	570.0 / 525.0	91889.02	250.00
PFDoA_1	613.0 / 569.0	N/A	13C2-PFDoA	615.0 / 570.0	87419.93	250.00
PFDoA_2	613.0 / 319.0	N/A	13C2-PFDoA	615.0 / 570.0	87419.93	250.00
PFTrDA_1	663.0 / 619.0	N/A	13C2-PFTeDA	715.0 / 670.0	62318.23	250.00
PFTrDA_2	663.0 / 169.0	N/A	13C2-PFTeDA	715.0 / 670.0	62318.23	250.00
PFTeDA_1	713.0 / 669.0	N/A	13C2-PFTeDA	715.0 / 670.0	62318.23	250.00
PFTeDA_2	713.0 / 169.0	N/A	13C2-PFTeDA	715.0 / 670.0	62318.23	250.00
NMeFOSAA_1	570.0 / 419.0	N/A	d3-MeFOSAA	573.0 / 419.0	12204.58	250.00
NMeFOSAA_2	570.0 / 512.0	N/A	d3-MeFOSAA	573.0 / 419.0	12204.58	250.00
NEtFOSAA_1	584.0 / 419.0	3.71	d5-EtFOSAA	589.0 / 419.0	17344.87	250.00
NEtFOSAA_2	584.0 / 483.0	3.77	d5-EtFOSAA	589.0 / 419.0	17344.87	250.00

BATTELLE

Summary Internal Standard Report

Sample Name	J8245-FS-D(3)	**Injection Vial**	11
Sample ID	VC-PM649-DW04-0918	**Injection Volume**	10.00
Sample Type	Unknown	**Instrument Name**	QTRAP 5500
Acquisition Date	2018-10-03T08:15:51	**Data File**	18-0567.wiff
Acquisition Method	5-0369.dam	**Result Table**	18-0567_BASE
Sample Comment			

Results Summary

Analyte	MRM Transition	RT	IS	IS MRM Transition	IS Area	IS Conc. (ng/L)
PFBS_1	298.9 / 80.0	1.53	13C3-PFBS	302.0 / 99.0	38633.31	232.25
PFBS_2	298.9 / 99.0	1.53	13C3-PFBS	302.0 / 99.0	38633.31	232.25
PFHxA_1	313.0 / 269.0	1.85	13C5-PFHxA	318.0 / 273.0	93654.51	250.00
PFHxA_2	313.0 / 119.0	1.85	13C5-PFHxA	318.0 / 273.0	93654.51	250.00
PFHpA_1	363.0 / 319.0	2.25	13C4-PFHpA	367.0 / 322.0	102026.18	250.00
PFHpA_2	363.0 / 169.0	2.25	13C4-PFHpA	367.0 / 322.0	102026.18	250.00
PFHxS_1	399.0 / 80.0	2.28	13C3-PFHxS	402.0 / 99.0	30822.79	236.50
PFHxS_2	399.0 / 99.0	2.28	13C3-PFHxS	402.0 / 99.0	30822.79	236.50
PFOA_1	413.0 / 369.0	2.66	13C8-PFOA	421.0 / 376.0	88390.99	250.00
PFOA_2	413.0 / 169.0	2.65	13C8-PFOA	421.0 / 376.0	88390.99	250.00
PFNA_1	463.0 / 419.0	N/A	13C9-PFNA	472.0 / 427.0	98987.65	250.00
PFNA_2	463.0 / 219.0	N/A	13C9-PFNA	472.0 / 427.0	98987.65	250.00
PFOS_1	499.0 / 80.0	3.05	13C8-PFOS	507.0 / 99.0	27152.14	239.25
PFOS_2	499.0 / 99.0	3.06	13C8-PFOS	507.0 / 99.0	27152.14	239.25
PFDA_1	513.0 / 469.0	N/A	13C6-PFDA	519.0 / 474.0	129873.97	250.00
PFDA_2	513.0 / 219.0	N/A	13C6-PFDA	519.0 / 474.0	129873.97	250.00
PFUnA_1	563.0 / 519.0	N/A	13C7-PFUnA	570.0 / 525.0	132948.56	250.00
PFUnA_2	563.0 / 269.0	N/A	13C7-PFUnA	570.0 / 525.0	132948.56	250.00
PFDoA_1	613.0 / 569.0	N/A	13C2-PFDoA	615.0 / 570.0	129124.11	250.00
PFDoA_2	613.0 / 319.0	N/A	13C2-PFDoA	615.0 / 570.0	129124.11	250.00
PFTrDA_1	663.0 / 619.0	N/A	13C2-PFTeDA	715.0 / 670.0	99665.42	250.00
PFTrDA_2	663.0 / 169.0	N/A	13C2-PFTeDA	715.0 / 670.0	99665.42	250.00
PFTeDA_1	713.0 / 669.0	N/A	13C2-PFTeDA	715.0 / 670.0	99665.42	250.00
PFTeDA_2	713.0 / 169.0	N/A	13C2-PFTeDA	715.0 / 670.0	99665.42	250.00
NMeFOSAA_1	570.0 / 419.0	N/A	d3-MeFOSAA	573.0 / 419.0	19599.66	250.00
NMeFOSAA_2	570.0 / 512.0	N/A	d3-MeFOSAA	573.0 / 419.0	19599.66	250.00
NEtFOSAA_1	584.0 / 419.0	N/A	d5-EtFOSAA	589.0 / 419.0	24638.80	250.00
NEtFOSAA_2	584.0 / 483.0	N/A	d5-EtFOSAA	589.0 / 419.0	24638.80	250.00

BATTELLE

Summary Internal Standard Report

Created with Analyst Reporter
Printed: 04/10/2018 8:30:31 PM

Sample Name	J8245-FS-D(5)	**Injection Vial**	12
Sample ID	VC-PM649-DW04-0918	**Injection Volume**	10.00
Sample Type	Unknown	**Instrument Name**	QTRAP 5500
Acquisition Date	2018-10-03T08:26:44	**Data File**	18-0567.wiff
Acquisition Method	5-0369.dam	**Result Table**	18-0567_BASE
Sample Comment			

Results Summary

Analyte	MRM Transition	RT	IS	IS MRM Transition	IS Area	IS Conc. (ng/L)
PFBS_1	298.9 / 80.0	N/A	13C3-PFBS	302.0 / 99.0	47229.30	232.25
PFBS_2	298.9 / 99.0	N/A	13C3-PFBS	302.0 / 99.0	47229.30	232.25
PFHxA_1	313.0 / 269.0	1.84	13C5-PFHxA	318.0 / 273.0	95472.03	250.00
PFHxA_2	313.0 / 119.0	1.85	13C5-PFHxA	318.0 / 273.0	95472.03	250.00
PFHpA_1	363.0 / 319.0	2.25	13C4-PFHpA	367.0 / 322.0	105767.05	250.00
PFHpA_2	363.0 / 169.0	2.25	13C4-PFHpA	367.0 / 322.0	105767.05	250.00
PFHxS_1	399.0 / 80.0	2.27	13C3-PFHxS	402.0 / 99.0	34219.15	236.50
PFHxS_2	399.0 / 99.0	2.27	13C3-PFHxS	402.0 / 99.0	34219.15	236.50
PFOA_1	413.0 / 369.0	2.66	13C8-PFOA	421.0 / 376.0	114367.75	250.00
PFOA_2	413.0 / 169.0	2.66	13C8-PFOA	421.0 / 376.0	114367.75	250.00
PFNA_1	463.0 / 419.0	N/A	13C9-PFNA	472.0 / 427.0	114804.85	250.00
PFNA_2	463.0 / 219.0	N/A	13C9-PFNA	472.0 / 427.0	114804.85	250.00
PFOS_1	499.0 / 80.0	3.06	13C8-PFOS	507.0 / 99.0	36616.12	239.25
PFOS_2	499.0 / 99.0	3.06	13C8-PFOS	507.0 / 99.0	36616.12	239.25
PFDA_1	513.0 / 469.0	N/A	13C6-PFDA	519.0 / 474.0	137917.42	250.00
PFDA_2	513.0 / 219.0	N/A	13C6-PFDA	519.0 / 474.0	137917.42	250.00
PFUnA_1	563.0 / 519.0	N/A	13C7-PFUnA	570.0 / 525.0	135568.54	250.00
PFUnA_2	563.0 / 269.0	N/A	13C7-PFUnA	570.0 / 525.0	135568.54	250.00
PFDoA_1	613.0 / 569.0	N/A	13C2-PFDoA	615.0 / 570.0	142728.28	250.00
PFDoA_2	613.0 / 319.0	N/A	13C2-PFDoA	615.0 / 570.0	142728.28	250.00
PFTrDA_1	663.0 / 619.0	N/A	13C2-PFTeDA	715.0 / 670.0	101415.96	250.00
PFTrDA_2	663.0 / 169.0	N/A	13C2-PFTeDA	715.0 / 670.0	101415.96	250.00
PFTeDA_1	713.0 / 669.0	N/A	13C2-PFTeDA	715.0 / 670.0	101415.96	250.00
PFTeDA_2	713.0 / 169.0	N/A	13C2-PFTeDA	715.0 / 670.0	101415.96	250.00
NMeFOSAA_1	570.0 / 419.0	N/A	d3-MeFOSAA	573.0 / 419.0	22192.06	250.00
NMeFOSAA_2	570.0 / 512.0	N/A	d3-MeFOSAA	573.0 / 419.0	22192.06	250.00
NEtFOSAA_1	584.0 / 419.0	N/A	d5-EtFOSAA	589.0 / 419.0	23615.39	250.00
NEtFOSAA_2	584.0 / 483.0	N/A	d5-EtFOSAA	589.0 / 419.0	23615.39	250.00

BATTELLE

Summary Internal Standard Report

Sample Name	J8245-FS-D(7)	**Injection Vial**	13
Sample ID	VC-PM649-DW04-0918	**Injection Volume**	10.00
Sample Type	Unknown	**Instrument Name**	QTRAP 5500
Acquisition Date	2018-10-03T08:37:38	**Data File**	18-0567.wiff
Acquisition Method	5-0369.dam	**Result Table**	18-0567_BASE
Sample Comment			

Results Summary

Analyte	MRM Transition	RT	IS	IS MRM Transition	IS Area	IS Conc. (ng/L)
PFBS_1	298.9 / 80.0	N/A	13C3-PFBS	302.0 / 99.0	43063.58	232.25
PFBS_2	298.9 / 99.0	N/A	13C3-PFBS	302.0 / 99.0	43063.58	232.25
PFHxA_1	313.0 / 269.0	1.84	13C5-PFHxA	318.0 / 273.0	88092.03	250.00
PFHxA_2	313.0 / 119.0	1.84	13C5-PFHxA	318.0 / 273.0	88092.03	250.00
PFHpA_1	363.0 / 319.0	N/A	13C4-PFHpA	367.0 / 322.0	96163.09	250.00
PFHpA_2	363.0 / 169.0	N/A	13C4-PFHpA	367.0 / 322.0	96163.09	250.00
PFHxS_1	399.0 / 80.0	2.28	13C3-PFHxS	402.0 / 99.0	35176.26	236.50
PFHxS_2	399.0 / 99.0	2.28	13C3-PFHxS	402.0 / 99.0	35176.26	236.50
PFOA_1	413.0 / 369.0	2.65	13C8-PFOA	421.0 / 376.0	115172.27	250.00
PFOA_2	413.0 / 169.0	2.64	13C8-PFOA	421.0 / 376.0	115172.27	250.00
PFNA_1	463.0 / 419.0	N/A	13C9-PFNA	472.0 / 427.0	116038.79	250.00
PFNA_2	463.0 / 219.0	N/A	13C9-PFNA	472.0 / 427.0	116038.79	250.00
PFOS_1	499.0 / 80.0	3.03	13C8-PFOS	507.0 / 99.0	38745.40	239.25
PFOS_2	499.0 / 99.0	3.03	13C8-PFOS	507.0 / 99.0	38745.40	239.25
PFDA_1	513.0 / 469.0	N/A	13C6-PFDA	519.0 / 474.0	123827.81	250.00
PFDA_2	513.0 / 219.0	N/A	13C6-PFDA	519.0 / 474.0	123827.81	250.00
PFUnA_1	563.0 / 519.0	N/A	13C7-PFUnA	570.0 / 525.0	131251.75	250.00
PFUnA_2	563.0 / 269.0	N/A	13C7-PFUnA	570.0 / 525.0	131251.75	250.00
PFDoA_1	613.0 / 569.0	N/A	13C2-PFDoA	615.0 / 570.0	130451.82	250.00
PFDoA_2	613.0 / 319.0	N/A	13C2-PFDoA	615.0 / 570.0	130451.82	250.00
PFTrDA_1	663.0 / 619.0	N/A	13C2-PFTeDA	715.0 / 670.0	95218.13	250.00
PFTrDA_2	663.0 / 169.0	N/A	13C2-PFTeDA	715.0 / 670.0	95218.13	250.00
PFTeDA_1	713.0 / 669.0	N/A	13C2-PFTeDA	715.0 / 670.0	95218.13	250.00
PFTeDA_2	713.0 / 169.0	N/A	13C2-PFTeDA	715.0 / 670.0	95218.13	250.00
NMeFOSAA_1	570.0 / 419.0	N/A	d3-MeFOSAA	573.0 / 419.0	19628.20	250.00
NMeFOSAA_2	570.0 / 512.0	N/A	d3-MeFOSAA	573.0 / 419.0	19628.20	250.00
NEtFOSAA_1	584.0 / 419.0	N/A	d5-EtFOSAA	589.0 / 419.0	22655.63	250.00
NEtFOSAA_2	584.0 / 483.0	N/A	d5-EtFOSAA	589.0 / 419.0	22655.63	250.00

BATTELLE

Summary Internal Standard Report

Created with Analyst Reporter
Printed: 04/10/2018 8:30:38 PM

Sample Name	J8243-FS(0)	**Injection Vial**	14
Sample ID	VC-PM649-DW02-0918	**Injection Volume**	10.00
Sample Type	Unknown	**Instrument Name**	QTRAP 5500
Acquisition Date	2018-10-03T08:48:31	**Data File**	18-0567.wiff
Acquisition Method	5-0369.dam	**Result Table**	18-0567_BASE
Sample Comment			

Results Summary

Analyte	MRM Transition	RT	IS	IS MRM Transition	IS Area	IS Conc. (ng/L)
PFBS_1	298.9 / 80.0	1.52	13C3-PFBS	302.0 / 99.0	20249.42	232.25
PFBS_2	298.9 / 99.0	1.52	13C3-PFBS	302.0 / 99.0	20249.42	232.25
PFHxA_1	313.0 / 269.0	1.82	13C5-PFHxA	318.0 / 273.0	42761.35	250.00
PFHxA_2	313.0 / 119.0	1.83	13C5-PFHxA	318.0 / 273.0	42761.35	250.00
PFHpA_1	363.0 / 319.0	2.22	13C4-PFHpA	367.0 / 322.0	53298.64	250.00
PFHpA_2	363.0 / 169.0	2.20	13C4-PFHpA	367.0 / 322.0	53298.64	250.00
PFHxS_1	399.0 / 80.0	2.21	13C3-PFHxS	402.0 / 99.0	17345.92	236.50
PFHxS_2	399.0 / 99.0	2.25	13C3-PFHxS	402.0 / 99.0	17345.92	236.50
PFOA_1	413.0 / 369.0	2.60	13C8-PFOA	421.0 / 376.0	47779.82	250.00
PFOA_2	413.0 / 169.0	2.62	13C8-PFOA	421.0 / 376.0	47779.82	250.00
PFNA_1	463.0 / 419.0	3.01	13C9-PFNA	472.0 / 427.0	72227.55	250.00
PFNA_2	463.0 / 219.0	3.01	13C9-PFNA	472.0 / 427.0	72227.55	250.00
PFOS_1	499.0 / 80.0	2.89	13C8-PFOS	507.0 / 99.0	21453.40	239.25
PFOS_2	499.0 / 99.0	2.92	13C8-PFOS	507.0 / 99.0	21453.40	239.25
PFDA_1	513.0 / 469.0	N/A	13C6-PFDA	519.0 / 474.0	89145.41	250.00
PFDA_2	513.0 / 219.0	N/A	13C6-PFDA	519.0 / 474.0	89145.41	250.00
PFUnA_1	563.0 / 519.0	N/A	13C7-PFUnA	570.0 / 525.0	94008.15	250.00
PFUnA_2	563.0 / 269.0	N/A	13C7-PFUnA	570.0 / 525.0	94008.15	250.00
PFDoA_1	613.0 / 569.0	N/A	13C2-PFDoA	615.0 / 570.0	94245.98	250.00
PFDoA_2	613.0 / 319.0	N/A	13C2-PFDoA	615.0 / 570.0	94245.98	250.00
PFTrDA_1	663.0 / 619.0	N/A	13C2-PFTeDA	715.0 / 670.0	38064.24	250.00
PFTrDA_2	663.0 / 169.0	N/A	13C2-PFTeDA	715.0 / 670.0	38064.24	250.00
PFTeDA_1	713.0 / 669.0	N/A	13C2-PFTeDA	715.0 / 670.0	38064.24	250.00
PFTeDA_2	713.0 / 169.0	N/A	13C2-PFTeDA	715.0 / 670.0	38064.24	250.00
NMeFOSAA_1	570.0 / 419.0	N/A	d3-MeFOSAA	573.0 / 419.0	14395.35	250.00
NMeFOSAA_2	570.0 / 512.0	N/A	d3-MeFOSAA	573.0 / 419.0	14395.35	250.00
NEtFOSAA_1	584.0 / 419.0	N/A	d5-EtFOSAA	589.0 / 419.0	14923.11	250.00
NEtFOSAA_2	584.0 / 483.0	N/A	d5-EtFOSAA	589.0 / 419.0	14923.11	250.00

BATTELLE

Summary Internal Standard Report

Created with Analyst Reporter
Printed: 04/10/2018 8:30:42 PM

Sample Name	J8243-FS-D(3)	**Injection Vial**	15
Sample ID	VC-PM649-DW02-0918	**Injection Volume**	10.00
Sample Type	Unknown	**Instrument Name**	QTRAP 5500
Acquisition Date	2018-10-03T08:59:24	**Data File**	18-0567.wiff
Acquisition Method	5-0369.dam	**Result Table**	18-0567_BASE
Sample Comment			

Results Summary

Analyte	MRM Transition	RT	IS	IS MRM Transition	IS Area	IS Conc. (ng/L)
PFBS_1	298.9 / 80.0	1.53	13C3-PFBS	302.0 / 99.0	37375.86	232.25
PFBS_2	298.9 / 99.0	1.53	13C3-PFBS	302.0 / 99.0	37375.86	232.25
PFHxA_1	313.0 / 269.0	1.84	13C5-PFHxA	318.0 / 273.0	77125.94	250.00
PFHxA_2	313.0 / 119.0	1.84	13C5-PFHxA	318.0 / 273.0	77125.94	250.00
PFHpA_1	363.0 / 319.0	2.24	13C4-PFHpA	367.0 / 322.0	93988.31	250.00
PFHpA_2	363.0 / 169.0	2.23	13C4-PFHpA	367.0 / 322.0	93988.31	250.00
PFHxS_1	399.0 / 80.0	2.27	13C3-PFHxS	402.0 / 99.0	26877.25	236.50
PFHxS_2	399.0 / 99.0	2.27	13C3-PFHxS	402.0 / 99.0	26877.25	236.50
PFOA_1	413.0 / 369.0	2.64	13C8-PFOA	421.0 / 376.0	88084.18	250.00
PFOA_2	413.0 / 169.0	2.64	13C8-PFOA	421.0 / 376.0	88084.18	250.00
PFNA_1	463.0 / 419.0	N/A	13C9-PFNA	472.0 / 427.0	97490.07	250.00
PFNA_2	463.0 / 219.0	N/A	13C9-PFNA	472.0 / 427.0	97490.07	250.00
PFOS_1	499.0 / 80.0	2.91	13C8-PFOS	507.0 / 99.0	28896.56	239.25
PFOS_2	499.0 / 99.0	2.94	13C8-PFOS	507.0 / 99.0	28896.56	239.25
PFDA_1	513.0 / 469.0	N/A	13C6-PFDA	519.0 / 474.0	100710.12	250.00
PFDA_2	513.0 / 219.0	N/A	13C6-PFDA	519.0 / 474.0	100710.12	250.00
PFUnA_1	563.0 / 519.0	N/A	13C7-PFUnA	570.0 / 525.0	106150.95	250.00
PFUnA_2	563.0 / 269.0	N/A	13C7-PFUnA	570.0 / 525.0	106150.95	250.00
PFDoA_1	613.0 / 569.0	N/A	13C2-PFDoA	615.0 / 570.0	96573.88	250.00
PFDoA_2	613.0 / 319.0	N/A	13C2-PFDoA	615.0 / 570.0	96573.88	250.00
PFTrDA_1	663.0 / 619.0	N/A	13C2-PFTeDA	715.0 / 670.0	69777.17	250.00
PFTrDA_2	663.0 / 169.0	N/A	13C2-PFTeDA	715.0 / 670.0	69777.17	250.00
PFTeDA_1	713.0 / 669.0	N/A	13C2-PFTeDA	715.0 / 670.0	69777.17	250.00
PFTeDA_2	713.0 / 169.0	N/A	13C2-PFTeDA	715.0 / 670.0	69777.17	250.00
NMeFOSAA_1	570.0 / 419.0	N/A	d3-MeFOSAA	573.0 / 419.0	14906.64	250.00
NMeFOSAA_2	570.0 / 512.0	N/A	d3-MeFOSAA	573.0 / 419.0	14906.64	250.00
NEtFOSAA_1	584.0 / 419.0	N/A	d5-EtFOSAA	589.0 / 419.0	18579.82	250.00
NEtFOSAA_2	584.0 / 483.0	N/A	d5-EtFOSAA	589.0 / 419.0	18579.82	250.00

BATTELLE

Summary Internal Standard Report

Sample Name	J8213-FS(0)	**Injection Vial**	18
Sample ID	VC-PM3009-DW03-0918	**Injection Volume**	10.00
Sample Type	Unknown	**Instrument Name**	QTRAP 5500
Acquisition Date	2018-10-03T09:42:55	**Data File**	18-0567.wiff
Acquisition Method	5-0369.dam	**Result Table**	18-0567_BASE
Sample Comment			

Results Summary

Analyte	MRM Transition	RT	IS	IS MRM Transition	IS Area	IS Conc. (ng/L)
PFBS_1	298.9 / 80.0	1.53	13C3-PFBS	302.0 / 99.0	23334.68	232.25
PFBS_2	298.9 / 99.0	1.53	13C3-PFBS	302.0 / 99.0	23334.68	232.25
PFHxA_1	313.0 / 269.0	1.84	13C5-PFHxA	318.0 / 273.0	63240.87	250.00
PFHxA_2	313.0 / 119.0	1.85	13C5-PFHxA	318.0 / 273.0	63240.87	250.00
PFHpA_1	363.0 / 319.0	2.25	13C4-PFHpA	367.0 / 322.0	77594.22	250.00
PFHpA_2	363.0 / 169.0	2.25	13C4-PFHpA	367.0 / 322.0	77594.22	250.00
PFHxS_1	399.0 / 80.0	2.27	13C3-PFHxS	402.0 / 99.0	24075.89	236.50
PFHxS_2	399.0 / 99.0	2.27	13C3-PFHxS	402.0 / 99.0	24075.89	236.50
PFOA_1	413.0 / 369.0	2.66	13C8-PFOA	421.0 / 376.0	76740.10	250.00
PFOA_2	413.0 / 169.0	2.65	13C8-PFOA	421.0 / 376.0	76740.10	250.00
PFNA_1	463.0 / 419.0	3.05	13C9-PFNA	472.0 / 427.0	74089.18	250.00
PFNA_2	463.0 / 219.0	3.05	13C9-PFNA	472.0 / 427.0	74089.18	250.00
PFOS_1	499.0 / 80.0	2.96	13C8-PFOS	507.0 / 99.0	21669.23	239.25
PFOS_2	499.0 / 99.0	3.05	13C8-PFOS	507.0 / 99.0	21669.23	239.25
PFDA_1	513.0 / 469.0	3.40	13C6-PFDA	519.0 / 474.0	92829.96	250.00
PFDA_2	513.0 / 219.0	3.41	13C6-PFDA	519.0 / 474.0	92829.96	250.00
PFUnA_1	563.0 / 519.0	N/A	13C7-PFUnA	570.0 / 525.0	89355.68	250.00
PFUnA_2	563.0 / 269.0	N/A	13C7-PFUnA	570.0 / 525.0	89355.68	250.00
PFDoA_1	613.0 / 569.0	N/A	13C2-PFDoA	615.0 / 570.0	87277.35	250.00
PFDoA_2	613.0 / 319.0	N/A	13C2-PFDoA	615.0 / 570.0	87277.35	250.00
PFTrDA_1	663.0 / 619.0	N/A	13C2-PFTeDA	715.0 / 670.0	46260.28	250.00
PFTrDA_2	663.0 / 169.0	N/A	13C2-PFTeDA	715.0 / 670.0	46260.28	250.00
PFTeDA_1	713.0 / 669.0	N/A	13C2-PFTeDA	715.0 / 670.0	46260.28	250.00
PFTeDA_2	713.0 / 169.0	N/A	13C2-PFTeDA	715.0 / 670.0	46260.28	250.00
NMeFOSAA_1	570.0 / 419.0	N/A	d3-MeFOSAA	573.0 / 419.0	14508.25	250.00
NMeFOSAA_2	570.0 / 512.0	N/A	d3-MeFOSAA	573.0 / 419.0	14508.25	250.00
NEtFOSAA_1	584.0 / 419.0	N/A	d5-EtFOSAA	589.0 / 419.0	15652.78	250.00
NEtFOSAA_2	584.0 / 483.0	N/A	d5-EtFOSAA	589.0 / 419.0	15652.78	250.00

BATTELLE

Summary Internal Standard Report

Created with Analyst Reporter
Printed: 04/10/2018 8:30:49 PM

Sample Name	J8217-FS(0)	**Injection Vial**	20
Sample ID	VC-PM372-DW03-0918	**Injection Volume**	10.00
Sample Type	Unknown	**Instrument Name**	QTRAP 5500
Acquisition Date	2018-10-03T10:04:42	**Data File**	18-0567.wiff
Acquisition Method	5-0369.dam	**Result Table**	18-0567_BASE
Sample Comment			

Results Summary

Analyte	MRM Transition	RT	IS	IS MRM Transition	IS Area	IS Conc. (ng/L)
PFBS_1	298.9 / 80.0	1.52	13C3-PFBS	302.0 / 99.0	20879.16	232.25
PFBS_2	298.9 / 99.0	1.52	13C3-PFBS	302.0 / 99.0	20879.16	232.25
PFHxA_1	313.0 / 269.0	1.83	13C5-PFHxA	318.0 / 273.0	61705.65	250.00
PFHxA_2	313.0 / 119.0	1.84	13C5-PFHxA	318.0 / 273.0	61705.65	250.00
PFHpA_1	363.0 / 319.0	2.24	13C4-PFHpA	367.0 / 322.0	75275.67	250.00
PFHpA_2	363.0 / 169.0	2.23	13C4-PFHpA	367.0 / 322.0	75275.67	250.00
PFHxS_1	399.0 / 80.0	2.27	13C3-PFHxS	402.0 / 99.0	23657.11	236.50
PFHxS_2	399.0 / 99.0	2.27	13C3-PFHxS	402.0 / 99.0	23657.11	236.50
PFOA_1	413.0 / 369.0	2.65	13C8-PFOA	421.0 / 376.0	75716.38	250.00
PFOA_2	413.0 / 169.0	2.65	13C8-PFOA	421.0 / 376.0	75716.38	250.00
PFNA_1	463.0 / 419.0	3.05	13C9-PFNA	472.0 / 427.0	78716.84	250.00
PFNA_2	463.0 / 219.0	3.04	13C9-PFNA	472.0 / 427.0	78716.84	250.00
PFOS_1	499.0 / 80.0	2.91	13C8-PFOS	507.0 / 99.0	22536.02	239.25
PFOS_2	499.0 / 99.0	2.92	13C8-PFOS	507.0 / 99.0	22536.02	239.25
PFDA_1	513.0 / 469.0	N/A	13C6-PFDA	519.0 / 474.0	90929.21	250.00
PFDA_2	513.0 / 219.0	N/A	13C6-PFDA	519.0 / 474.0	90929.21	250.00
PFUnA_1	563.0 / 519.0	N/A	13C7-PFUnA	570.0 / 525.0	93181.74	250.00
PFUnA_2	563.0 / 269.0	N/A	13C7-PFUnA	570.0 / 525.0	93181.74	250.00
PFDoA_1	613.0 / 569.0	N/A	13C2-PFDoA	615.0 / 570.0	98853.97	250.00
PFDoA_2	613.0 / 319.0	N/A	13C2-PFDoA	615.0 / 570.0	98853.97	250.00
PFTrDA_1	663.0 / 619.0	N/A	13C2-PFTeDA	715.0 / 670.0	58641.28	250.00
PFTrDA_2	663.0 / 169.0	N/A	13C2-PFTeDA	715.0 / 670.0	58641.28	250.00
PFTeDA_1	713.0 / 669.0	N/A	13C2-PFTeDA	715.0 / 670.0	58641.28	250.00
PFTeDA_2	713.0 / 169.0	N/A	13C2-PFTeDA	715.0 / 670.0	58641.28	250.00
NMeFOSAA_1	570.0 / 419.0	N/A	d3-MeFOSAA	573.0 / 419.0	12489.69	250.00
NMeFOSAA_2	570.0 / 512.0	N/A	d3-MeFOSAA	573.0 / 419.0	12489.69	250.00
NEtFOSAA_1	584.0 / 419.0	N/A	d5-EtFOSAA	589.0 / 419.0	15353.18	250.00
NEtFOSAA_2	584.0 / 483.0	N/A	d5-EtFOSAA	589.0 / 419.0	15353.18	250.00

BATTELLE

Summary Internal Standard Report

Sample Name	KB35 IB	**Injection Vial**	2
Sample ID	Instrument Blank	**Injection Volume**	10.00
Sample Type	Unknown	**Instrument Name**	QTRAP 5500
Acquisition Date	2018-10-03T16:08:06	**Data File**	18-0567.wiff
Acquisition Method	5-0369.dam	**Result Table**	18-0567_BASE
Sample Comment			

Results Summary

Analyte	MRM Transition	RT	IS	IS MRM Transition	IS Area	IS Conc. (ng/L)
PFBS_1	298.9 / 80.0	N/A	13C3-PFBS	302.0 / 99.0	31936.16	232.25
PFBS_2	298.9 / 99.0	N/A	13C3-PFBS	302.0 / 99.0	31936.16	232.25
PFHxA_1	313.0 / 269.0	N/A	13C5-PFHxA	318.0 / 273.0	75674.84	250.00
PFHxA_2	313.0 / 119.0	N/A	13C5-PFHxA	318.0 / 273.0	75674.84	250.00
PFHpA_1	363.0 / 319.0	N/A	13C4-PFHpA	367.0 / 322.0	88597.98	250.00
PFHpA_2	363.0 / 169.0	N/A	13C4-PFHpA	367.0 / 322.0	88597.98	250.00
PFHxS_1	399.0 / 80.0	N/A	13C3-PFHxS	402.0 / 99.0	28259.60	236.50
PFHxS_2	399.0 / 99.0	N/A	13C3-PFHxS	402.0 / 99.0	28259.60	236.50
PFOA_1	413.0 / 369.0	N/A	13C8-PFOA	421.0 / 376.0	107050.59	250.00
PFOA_2	413.0 / 169.0	N/A	13C8-PFOA	421.0 / 376.0	107050.59	250.00
PFNA_1	463.0 / 419.0	N/A	13C9-PFNA	472.0 / 427.0	98486.04	250.00
PFNA_2	463.0 / 219.0	N/A	13C9-PFNA	472.0 / 427.0	98486.04	250.00
PFOS_1	499.0 / 80.0	N/A	13C8-PFOS	507.0 / 99.0	33212.40	239.25
PFOS_2	499.0 / 99.0	N/A	13C8-PFOS	507.0 / 99.0	33212.40	239.25
PFDA_1	513.0 / 469.0	N/A	13C6-PFDA	519.0 / 474.0	108143.11	250.00
PFDA_2	513.0 / 219.0	N/A	13C6-PFDA	519.0 / 474.0	108143.11	250.00
PFUnA_1	563.0 / 519.0	N/A	13C7-PFUnA	570.0 / 525.0	90257.26	250.00
PFUnA_2	563.0 / 269.0	N/A	13C7-PFUnA	570.0 / 525.0	90257.26	250.00
PFDoA_1	613.0 / 569.0	N/A	13C2-PFDoA	615.0 / 570.0	96355.48	250.00
PFDoA_2	613.0 / 319.0	N/A	13C2-PFDoA	615.0 / 570.0	96355.48	250.00
PFTrDA_1	663.0 / 619.0	N/A	13C2-PFTeDA	715.0 / 670.0	75999.59	250.00
PFTrDA_2	663.0 / 169.0	N/A	13C2-PFTeDA	715.0 / 670.0	75999.59	250.00
PFTeDA_1	713.0 / 669.0	N/A	13C2-PFTeDA	715.0 / 670.0	75999.59	250.00
PFTeDA_2	713.0 / 169.0	N/A	13C2-PFTeDA	715.0 / 670.0	75999.59	250.00
NMeFOSAA_1	570.0 / 419.0	N/A	d3-MeFOSAA	573.0 / 419.0	12715.49	250.00
NMeFOSAA_2	570.0 / 512.0	N/A	d3-MeFOSAA	573.0 / 419.0	12715.49	250.00
NEtFOSAA_1	584.0 / 419.0	N/A	d5-EtFOSAA	589.0 / 419.0	15547.71	250.00
NEtFOSAA_2	584.0 / 483.0	N/A	d5-EtFOSAA	589.0 / 419.0	15547.71	250.00

BATTELLE

Summary Internal Standard Report

Sample Name	J8216-FS-D(7)	**Injection Vial**	4
Sample ID	VC-PM372-DW02P-0918	**Injection Volume**	10.00
Sample Type	Unknown	**Instrument Name**	QTRAP 5500
Acquisition Date	2018-10-03T16:29:53	**Data File**	18-0567.wiff
Acquisition Method	5-0369.dam	**Result Table**	18-0567_BASE
Sample Comment			

Results Summary

Analyte	MRM Transition	RT	IS	IS MRM Transition	IS Area	IS Conc. (ng/L)
PFBS_1	298.9 / 80.0	N/A	13C3-PFBS	302.0 / 99.0	42637.01	232.25
PFBS_2	298.9 / 99.0	N/A	13C3-PFBS	302.0 / 99.0	42637.01	232.25
PFHxA_1	313.0 / 269.0	N/A	13C5-PFHxA	318.0 / 273.0	96195.39	250.00
PFHxA_2	313.0 / 119.0	N/A	13C5-PFHxA	318.0 / 273.0	96195.39	250.00
PFHpA_1	363.0 / 319.0	N/A	13C4-PFHpA	367.0 / 322.0	111963.99	250.00
PFHpA_2	363.0 / 169.0	N/A	13C4-PFHpA	367.0 / 322.0	111963.99	250.00
PFHxS_1	399.0 / 80.0	2.30	13C3-PFHxS	402.0 / 99.0	34820.37	236.50
PFHxS_2	399.0 / 99.0	2.30	13C3-PFHxS	402.0 / 99.0	34820.37	236.50
PFOA_1	413.0 / 369.0	N/A	13C8-PFOA	421.0 / 376.0	124560.59	250.00
PFOA_2	413.0 / 169.0	N/A	13C8-PFOA	421.0 / 376.0	124560.59	250.00
PFNA_1	463.0 / 419.0	N/A	13C9-PFNA	472.0 / 427.0	124348.44	250.00
PFNA_2	463.0 / 219.0	N/A	13C9-PFNA	472.0 / 427.0	124348.44	250.00
PFOS_1	499.0 / 80.0	N/A	13C8-PFOS	507.0 / 99.0	33081.79	239.25
PFOS_2	499.0 / 99.0	N/A	13C8-PFOS	507.0 / 99.0	33081.79	239.25
PFDA_1	513.0 / 469.0	N/A	13C6-PFDA	519.0 / 474.0	129644.34	250.00
PFDA_2	513.0 / 219.0	N/A	13C6-PFDA	519.0 / 474.0	129644.34	250.00
PFUnA_1	563.0 / 519.0	N/A	13C7-PFUnA	570.0 / 525.0	114840.88	250.00
PFUnA_2	563.0 / 269.0	N/A	13C7-PFUnA	570.0 / 525.0	114840.88	250.00
PFDoA_1	613.0 / 569.0	N/A	13C2-PFDoA	615.0 / 570.0	123525.88	250.00
PFDoA_2	613.0 / 319.0	N/A	13C2-PFDoA	615.0 / 570.0	123525.88	250.00
PFTrDA_1	663.0 / 619.0	N/A	13C2-PFTeDA	715.0 / 670.0	90895.62	250.00
PFTrDA_2	663.0 / 169.0	N/A	13C2-PFTeDA	715.0 / 670.0	90895.62	250.00
PFTeDA_1	713.0 / 669.0	N/A	13C2-PFTeDA	715.0 / 670.0	90895.62	250.00
PFTeDA_2	713.0 / 169.0	N/A	13C2-PFTeDA	715.0 / 670.0	90895.62	250.00
NMeFOSAA_1	570.0 / 419.0	N/A	d3-MeFOSAA	573.0 / 419.0	20352.34	250.00
NMeFOSAA_2	570.0 / 512.0	N/A	d3-MeFOSAA	573.0 / 419.0	20352.34	250.00
NEtFOSAA_1	584.0 / 419.0	N/A	d5-EtFOSAA	589.0 / 419.0	20309.47	250.00
NEtFOSAA_2	584.0 / 483.0	N/A	d5-EtFOSAA	589.0 / 419.0	20309.47	250.00

BATTELLE

Summary Internal Standard Report

Created with Analyst Reporter
Printed: 04/10/2018 8:31:00 PM

Sample Name	J8241-FS-D(9)	**Injection Vial**	5
Sample ID	VC-PM649-DW01-0918	**Injection Volume**	10.00
Sample Type	Unknown	**Instrument Name**	QTRAP 5500
Acquisition Date	2018-10-03T16:40:45	**Data File**	18-0567.wiff
Acquisition Method	5-0369.dam	**Result Table**	18-0567_BASE
Sample Comment			

Results Summary

Analyte	MRM Transition	RT	IS	IS MRM Transition	IS Area	IS Conc. (ng/L)
PFBS_1	298.9 / 80.0	N/A	13C3-PFBS	302.0 / 99.0	34805.03	232.25
PFBS_2	298.9 / 99.0	N/A	13C3-PFBS	302.0 / 99.0	34805.03	232.25
PFHxA_1	313.0 / 269.0	N/A	13C5-PFHxA	318.0 / 273.0	79425.62	250.00
PFHxA_2	313.0 / 119.0	N/A	13C5-PFHxA	318.0 / 273.0	79425.62	250.00
PFHpA_1	363.0 / 319.0	N/A	13C4-PFHpA	367.0 / 322.0	87188.11	250.00
PFHpA_2	363.0 / 169.0	N/A	13C4-PFHpA	367.0 / 322.0	87188.11	250.00
PFHxS_1	399.0 / 80.0	N/A	13C3-PFHxS	402.0 / 99.0	28203.08	236.50
PFHxS_2	399.0 / 99.0	N/A	13C3-PFHxS	402.0 / 99.0	28203.08	236.50
PFOA_1	413.0 / 369.0	N/A	13C8-PFOA	421.0 / 376.0	110702.64	250.00
PFOA_2	413.0 / 169.0	N/A	13C8-PFOA	421.0 / 376.0	110702.64	250.00
PFNA_1	463.0 / 419.0	N/A	13C9-PFNA	472.0 / 427.0	112126.37	250.00
PFNA_2	463.0 / 219.0	N/A	13C9-PFNA	472.0 / 427.0	112126.37	250.00
PFOS_1	499.0 / 80.0	3.04	13C8-PFOS	507.0 / 99.0	30975.07	239.25
PFOS_2	499.0 / 99.0	3.08	13C8-PFOS	507.0 / 99.0	30975.07	239.25
PFDA_1	513.0 / 469.0	N/A	13C6-PFDA	519.0 / 474.0	113709.52	250.00
PFDA_2	513.0 / 219.0	N/A	13C6-PFDA	519.0 / 474.0	113709.52	250.00
PFUnA_1	563.0 / 519.0	N/A	13C7-PFUnA	570.0 / 525.0	106630.06	250.00
PFUnA_2	563.0 / 269.0	N/A	13C7-PFUnA	570.0 / 525.0	106630.06	250.00
PFDoA_1	613.0 / 569.0	N/A	13C2-PFDoA	615.0 / 570.0	104620.07	250.00
PFDoA_2	613.0 / 319.0	N/A	13C2-PFDoA	615.0 / 570.0	104620.07	250.00
PFTrDA_1	663.0 / 619.0	N/A	13C2-PFTeDA	715.0 / 670.0	81165.81	250.00
PFTrDA_2	663.0 / 169.0	N/A	13C2-PFTeDA	715.0 / 670.0	81165.81	250.00
PFTeDA_1	713.0 / 669.0	N/A	13C2-PFTeDA	715.0 / 670.0	81165.81	250.00
PFTeDA_2	713.0 / 169.0	N/A	13C2-PFTeDA	715.0 / 670.0	81165.81	250.00
NMeFOSAA_1	570.0 / 419.0	N/A	d3-MeFOSAA	573.0 / 419.0	17567.80	250.00
NMeFOSAA_2	570.0 / 512.0	N/A	d3-MeFOSAA	573.0 / 419.0	17567.80	250.00
NEtFOSAA_1	584.0 / 419.0	N/A	d5-EtFOSAA	589.0 / 419.0	18129.77	250.00
NEtFOSAA_2	584.0 / 483.0	N/A	d5-EtFOSAA	589.0 / 419.0	18129.77	250.00

BATTELLE

Summary Internal Standard Report

Created with Analyst Reporter
Printed: 04/10/2018 8:31:04 PM

Sample Name	J8242-FS-D(9)	**Injection Vial**	6
Sample ID	VC-PM649-DW01P-0918	**Injection Volume**	10.00
Sample Type	Unknown	**Instrument Name**	QTRAP 5500
Acquisition Date	2018-10-03T16:51:37	**Data File**	18-0567.wiff
Acquisition Method	5-0369.dam	**Result Table**	18-0567_BASE
Sample Comment			

Results Summary

Analyte	MRM Transition	RT	IS	IS MRM Transition	IS Area	IS Conc. (ng/L)
PFBS_1	298.9 / 80.0	N/A	13C3-PFBS	302.0 / 99.0	34465.45	232.25
PFBS_2	298.9 / 99.0	N/A	13C3-PFBS	302.0 / 99.0	34465.45	232.25
PFHxA_1	313.0 / 269.0	N/A	13C5-PFHxA	318.0 / 273.0	87557.90	250.00
PFHxA_2	313.0 / 119.0	N/A	13C5-PFHxA	318.0 / 273.0	87557.90	250.00
PFHpA_1	363.0 / 319.0	N/A	13C4-PFHpA	367.0 / 322.0	96778.51	250.00
PFHpA_2	363.0 / 169.0	N/A	13C4-PFHpA	367.0 / 322.0	96778.51	250.00
PFHxS_1	399.0 / 80.0	N/A	13C3-PFHxS	402.0 / 99.0	28536.28	236.50
PFHxS_2	399.0 / 99.0	N/A	13C3-PFHxS	402.0 / 99.0	28536.28	236.50
PFOA_1	413.0 / 369.0	N/A	13C8-PFOA	421.0 / 376.0	118065.06	250.00
PFOA_2	413.0 / 169.0	N/A	13C8-PFOA	421.0 / 376.0	118065.06	250.00
PFNA_1	463.0 / 419.0	N/A	13C9-PFNA	472.0 / 427.0	112923.53	250.00
PFNA_2	463.0 / 219.0	N/A	13C9-PFNA	472.0 / 427.0	112923.53	250.00
PFOS_1	499.0 / 80.0	3.05	13C8-PFOS	507.0 / 99.0	33701.69	239.25
PFOS_2	499.0 / 99.0	3.08	13C8-PFOS	507.0 / 99.0	33701.69	239.25
PFDA_1	513.0 / 469.0	N/A	13C6-PFDA	519.0 / 474.0	119128.86	250.00
PFDA_2	513.0 / 219.0	N/A	13C6-PFDA	519.0 / 474.0	119128.86	250.00
PFUnA_1	563.0 / 519.0	N/A	13C7-PFUnA	570.0 / 525.0	108819.23	250.00
PFUnA_2	563.0 / 269.0	N/A	13C7-PFUnA	570.0 / 525.0	108819.23	250.00
PFDoA_1	613.0 / 569.0	N/A	13C2-PFDoA	615.0 / 570.0	109585.43	250.00
PFDoA_2	613.0 / 319.0	N/A	13C2-PFDoA	615.0 / 570.0	109585.43	250.00
PFTrDA_1	663.0 / 619.0	N/A	13C2-PFTeDA	715.0 / 670.0	88700.33	250.00
PFTrDA_2	663.0 / 169.0	N/A	13C2-PFTeDA	715.0 / 670.0	88700.33	250.00
PFTeDA_1	713.0 / 669.0	N/A	13C2-PFTeDA	715.0 / 670.0	88700.33	250.00
PFTeDA_2	713.0 / 169.0	N/A	13C2-PFTeDA	715.0 / 670.0	88700.33	250.00
NMeFOSAA_1	570.0 / 419.0	N/A	d3-MeFOSAA	573.0 / 419.0	17105.78	250.00
NMeFOSAA_2	570.0 / 512.0	N/A	d3-MeFOSAA	573.0 / 419.0	17105.78	250.00
NEtFOSAA_1	584.0 / 419.0	N/A	d5-EtFOSAA	589.0 / 419.0	18529.21	250.00
NEtFOSAA_2	584.0 / 483.0	N/A	d5-EtFOSAA	589.0 / 419.0	18529.21	250.00

BATTELLE

Summary Internal Standard Report

Created with Analyst Reporter
Printed: 04/10/2018 8:31:08 PM

Sample Name	J8244-FS-D(9)	**Injection Vial**	7
Sample ID	VC-PM649-DW03-0918	**Injection Volume**	10.00
Sample Type	Unknown	**Instrument Name**	QTRAP 5500
Acquisition Date	2018-10-03T17:02:30	**Data File**	18-0567.wiff
Acquisition Method	5-0369.dam	**Result Table**	18-0567_BASE
Sample Comment			

Results Summary

Analyte	MRM Transition	RT	IS	IS MRM Transition	IS Area	IS Conc. (ng/L)
PFBS_1	298.9 / 80.0	N/A	13C3-PFBS	302.0 / 99.0	36736.32	232.25
PFBS_2	298.9 / 99.0	N/A	13C3-PFBS	302.0 / 99.0	36736.32	232.25
PFHxA_1	313.0 / 269.0	N/A	13C5-PFHxA	318.0 / 273.0	82689.02	250.00
PFHxA_2	313.0 / 119.0	N/A	13C5-PFHxA	318.0 / 273.0	82689.02	250.00
PFHpA_1	363.0 / 319.0	N/A	13C4-PFHpA	367.0 / 322.0	103351.61	250.00
PFHpA_2	363.0 / 169.0	N/A	13C4-PFHpA	367.0 / 322.0	103351.61	250.00
PFHxS_1	399.0 / 80.0	N/A	13C3-PFHxS	402.0 / 99.0	29962.57	236.50
PFHxS_2	399.0 / 99.0	N/A	13C3-PFHxS	402.0 / 99.0	29962.57	236.50
PFOA_1	413.0 / 369.0	2.68	13C8-PFOA	421.0 / 376.0	117038.23	250.00
PFOA_2	413.0 / 169.0	2.64	13C8-PFOA	421.0 / 376.0	117038.23	250.00
PFNA_1	463.0 / 419.0	N/A	13C9-PFNA	472.0 / 427.0	113276.70	250.00
PFNA_2	463.0 / 219.0	N/A	13C9-PFNA	472.0 / 427.0	113276.70	250.00
PFOS_1	499.0 / 80.0	N/A	13C8-PFOS	507.0 / 99.0	30974.74	239.25
PFOS_2	499.0 / 99.0	N/A	13C8-PFOS	507.0 / 99.0	30974.74	239.25
PFDA_1	513.0 / 469.0	N/A	13C6-PFDA	519.0 / 474.0	118517.07	250.00
PFDA_2	513.0 / 219.0	N/A	13C6-PFDA	519.0 / 474.0	118517.07	250.00
PFUnA_1	563.0 / 519.0	N/A	13C7-PFUnA	570.0 / 525.0	108768.69	250.00
PFUnA_2	563.0 / 269.0	N/A	13C7-PFUnA	570.0 / 525.0	108768.69	250.00
PFDoA_1	613.0 / 569.0	N/A	13C2-PFDoA	615.0 / 570.0	113343.65	250.00
PFDoA_2	613.0 / 319.0	N/A	13C2-PFDoA	615.0 / 570.0	113343.65	250.00
PFTrDA_1	663.0 / 619.0	N/A	13C2-PFTeDA	715.0 / 670.0	86381.40	250.00
PFTrDA_2	663.0 / 169.0	N/A	13C2-PFTeDA	715.0 / 670.0	86381.40	250.00
PFTeDA_1	713.0 / 669.0	N/A	13C2-PFTeDA	715.0 / 670.0	86381.40	250.00
PFTeDA_2	713.0 / 169.0	N/A	13C2-PFTeDA	715.0 / 670.0	86381.40	250.00
NMeFOSAA_1	570.0 / 419.0	N/A	d3-MeFOSAA	573.0 / 419.0	17545.63	250.00
NMeFOSAA_2	570.0 / 512.0	N/A	d3-MeFOSAA	573.0 / 419.0	17545.63	250.00
NEtFOSAA_1	584.0 / 419.0	N/A	d5-EtFOSAA	589.0 / 419.0	20325.06	250.00
NEtFOSAA_2	584.0 / 483.0	N/A	d5-EtFOSAA	589.0 / 419.0	20325.06	250.00

BATTELLE

Summary Internal Standard Report

Sample Name	KB35 IB	**Injection Vial**	9
Sample ID	Instrument Blank	**Injection Volume**	10.00
Sample Type	Unknown	**Instrument Name**	QTRAP 5500
Acquisition Date	2018-10-02T21:45:25	**Data File**	18-0567.wiff
Acquisition Method	5-0369.dam	**Result Table**	18-0567_SIS
Sample Comment			

Results Summary

Analyte	MRM Transition	RT	IS	IS MRM Transition	IS Area	IS Conc. (ng/L)
13C2-PFDoA	615.0 / 570.0	4.00	13C2-PFDA	515.0 / 470.0	95996.97	250.00
d3-MeFOSAA	573.0 / 419.0	3.56	13C4-PFOS	503.0 / 99.0	27620.32	239.25
d5-EtFOSAA	589.0 / 419.0	3.72	13C4-PFOS	503.0 / 99.0	27620.32	239.25
13C5-PFHxA	318.0 / 273.0	1.84	13C2-PFOA	415.0 / 370.0	85462.81	250.00
13C4-PFHpA	367.0 / 322.0	2.25	13C2-PFOA	415.0 / 370.0	85462.81	250.00
13C8-PFOA	421.0 / 376.0	2.66	13C2-PFOA	415.0 / 370.0	85462.81	250.00
13C9-PFNA	472.0 / 427.0	3.05	13C2-PFOA	415.0 / 370.0	85462.81	250.00
13C6-PFDA	519.0 / 474.0	3.40	13C2-PFDA	515.0 / 470.0	95996.97	250.00
13C7-PFUnA	570.0 / 525.0	3.72	13C2-PFDA	515.0 / 470.0	95996.97	250.00
13C2-PFTeDA	715.0 / 670.0	4.47	13C2-PFDA	515.0 / 470.0	95996.97	250.00
13C3-PFBS	302.0 / 99.0	1.52	13C4-PFOS	503.0 / 99.0	27620.32	239.25
13C3-PFHxS	402.0 / 99.0	2.27	13C4-PFOS	503.0 / 99.0	27620.32	239.25
13C8-PFOS	507.0 / 99.0	3.04	13C4-PFOS	503.0 / 99.0	27620.32	239.25

BATTELLE

Summary Internal Standard Report

Sample Name	CR845PB-FS(0)	**Injection Vial**	16
Sample ID	Procedural Blank	**Injection Volume**	10.00
Sample Type	Unknown	**Instrument Name**	QTRAP 5500
Acquisition Date	2018-10-02T23:12:20	**Data File**	18-0567.wiff
Acquisition Method	5-0369.dam	**Result Table**	18-0567_SIS
Sample Comment			

Results Summary

Analyte	MRM Transition	RT	IS	IS MRM Transition	IS Area	IS Conc. (ng/L)
13C2-PFDoA	615.0 / 570.0	4.01	13C2-PFDA	515.0 / 470.0	96661.41	250.00
d3-MeFOSAA	573.0 / 419.0	3.56	13C4-PFOS	503.0 / 99.0	29568.28	239.25
d5-EtFOSAA	589.0 / 419.0	3.72	13C4-PFOS	503.0 / 99.0	29568.28	239.25
13C5-PFHxA	318.0 / 273.0	1.84	13C2-PFOA	415.0 / 370.0	88852.92	250.00
13C4-PFHpA	367.0 / 322.0	2.25	13C2-PFOA	415.0 / 370.0	88852.92	250.00
13C8-PFOA	421.0 / 376.0	2.66	13C2-PFOA	415.0 / 370.0	88852.92	250.00
13C9-PFNA	472.0 / 427.0	3.05	13C2-PFOA	415.0 / 370.0	88852.92	250.00
13C6-PFDA	519.0 / 474.0	3.40	13C2-PFDA	515.0 / 470.0	96661.41	250.00
13C7-PFUnA	570.0 / 525.0	3.72	13C2-PFDA	515.0 / 470.0	96661.41	250.00
13C2-PFTeDA	715.0 / 670.0	4.47	13C2-PFDA	515.0 / 470.0	96661.41	250.00
13C3-PFBS	302.0 / 99.0	1.52	13C4-PFOS	503.0 / 99.0	29568.28	239.25
13C3-PFHxS	402.0 / 99.0	2.27	13C4-PFOS	503.0 / 99.0	29568.28	239.25
13C8-PFOS	507.0 / 99.0	3.04	13C4-PFOS	503.0 / 99.0	29568.28	239.25

BATTELLE

Summary Internal Standard Report

Created with Analyst Reporter
Printed: 05/10/2018 11:04:43 AM

Sample Name	CR846LCS-FS(0)	**Injection Vial**	17
Sample ID	Laboratory Control Sample	**Injection Volume**	10.00
Sample Type	Unknown	**Instrument Name**	QTRAP 5500
Acquisition Date	2018-10-02T23:23:12	**Data File**	18-0567.wiff
Acquisition Method	5-0369.dam	**Result Table**	18-0567_SIS
Sample Comment			

Results Summary

Analyte	MRM Transition	RT	IS	IS MRM Transition	IS Area	IS Conc. (ng/L)
13C2-PFDoA	615.0 / 570.0	3.99	13C2-PFDA	515.0 / 470.0	99601.20	250.00
d3-MeFOSAA	573.0 / 419.0	3.54	13C4-PFOS	503.0 / 99.0	30188.37	239.25
d5-EtFOSAA	589.0 / 419.0	3.70	13C4-PFOS	503.0 / 99.0	30188.37	239.25
13C5-PFHxA	318.0 / 273.0	1.84	13C2-PFOA	415.0 / 370.0	86710.74	250.00
13C4-PFHpA	367.0 / 322.0	2.25	13C2-PFOA	415.0 / 370.0	86710.74	250.00
13C8-PFOA	421.0 / 376.0	2.65	13C2-PFOA	415.0 / 370.0	86710.74	250.00
13C9-PFNA	472.0 / 427.0	3.04	13C2-PFOA	415.0 / 370.0	86710.74	250.00
13C6-PFDA	519.0 / 474.0	3.38	13C2-PFDA	515.0 / 470.0	99601.20	250.00
13C7-PFUnA	570.0 / 525.0	3.70	13C2-PFDA	515.0 / 470.0	99601.20	250.00
13C2-PFTeDA	715.0 / 670.0	4.45	13C2-PFDA	515.0 / 470.0	99601.20	250.00
13C3-PFBS	302.0 / 99.0	1.52	13C4-PFOS	503.0 / 99.0	30188.37	239.25
13C3-PFHxS	402.0 / 99.0	2.27	13C4-PFOS	503.0 / 99.0	30188.37	239.25
13C8-PFOS	507.0 / 99.0	3.03	13C4-PFOS	503.0 / 99.0	30188.37	239.25

BATTELLE

Summary Internal Standard Report

Sample Name	J8210-FS(0)	**Injection Vial**	18
Sample ID	VC-PM3009-DW01-0918	**Injection Volume**	10.00
Sample Type	Unknown	**Instrument Name**	QTRAP 5500
Acquisition Date	2018-10-02T23:34:04	**Data File**	18-0567.wiff
Acquisition Method	5-0369.dam	**Result Table**	18-0567_SIS
Sample Comment			

Results Summary

Analyte	MRM Transition	RT	IS	IS MRM Transition	IS Area	IS Conc. (ng/L)
13C2-PFDoA	615.0 / 570.0	4.01	13C2-PFDA	515.0 / 470.0	78453.62	250.00
d3-MeFOSAA	573.0 / 419.0	3.56	13C4-PFOS	503.0 / 99.0	2935.22	239.25
d5-EtFOSAA	589.0 / 419.0	3.72	13C4-PFOS	503.0 / 99.0	2935.22	239.25
13C5-PFHxA	318.0 / 273.0	1.84	13C2-PFOA	415.0 / 370.0	74800.63	250.00
13C4-PFHpA	367.0 / 322.0	2.24	13C2-PFOA	415.0 / 370.0	74800.63	250.00
13C8-PFOA	421.0 / 376.0	2.66	13C2-PFOA	415.0 / 370.0	74800.63	250.00
13C9-PFNA	472.0 / 427.0	3.05	13C2-PFOA	415.0 / 370.0	74800.63	250.00
13C6-PFDA	519.0 / 474.0	3.40	13C2-PFDA	515.0 / 470.0	78453.62	250.00
13C7-PFUnA	570.0 / 525.0	3.72	13C2-PFDA	515.0 / 470.0	78453.62	250.00
13C2-PFTeDA	715.0 / 670.0	4.47	13C2-PFDA	515.0 / 470.0	78453.62	250.00
13C3-PFBS	302.0 / 99.0	1.52	13C4-PFOS	503.0 / 99.0	2935.22	239.25
13C3-PFHxS	402.0 / 99.0	2.27	13C4-PFOS	503.0 / 99.0	2935.22	239.25
13C8-PFOS	507.0 / 99.0	3.04	13C4-PFOS	503.0 / 99.0	2935.22	239.25

BATTELLE

Summary Internal Standard Report

Created with Analyst Reporter
Printed: 05/10/2018 11:04:51 AM

Sample Name	J8210-FS-D(3)	**Injection Vial**	19
Sample ID	VC-PM3009-DW01-0918	**Injection Volume**	10.00
Sample Type	Unknown	**Instrument Name**	QTRAP 5500
Acquisition Date	2018-10-02T23:44:56	**Data File**	18-0567.wiff
Acquisition Method	5-0369.dam	**Result Table**	18-0567_SIS
Sample Comment			

Results Summary

Analyte	MRM Transition	RT	IS	IS MRM Transition	IS Area	IS Conc. (ng/L)
13C2-PFDoA	615.0 / 570.0	N/A	13C2-PFDA	515.0 / 470.0	96116.22	250.00
d3-MeFOSAA	573.0 / 419.0	N/A	13C4-PFOS	503.0 / 99.0	11019.83	239.25
d5-EtFOSAA	589.0 / 419.0	N/A	13C4-PFOS	503.0 / 99.0	11019.83	239.25
13C5-PFHxA	318.0 / 273.0	N/A	13C2-PFOA	415.0 / 370.0	78851.90	250.00
13C4-PFHpA	367.0 / 322.0	2.25	13C2-PFOA	415.0 / 370.0	78851.90	250.00
13C8-PFOA	421.0 / 376.0	2.66	13C2-PFOA	415.0 / 370.0	78851.90	250.00
13C9-PFNA	472.0 / 427.0	N/A	13C2-PFOA	415.0 / 370.0	78851.90	250.00
13C6-PFDA	519.0 / 474.0	N/A	13C2-PFDA	515.0 / 470.0	96116.22	250.00
13C7-PFUnA	570.0 / 525.0	N/A	13C2-PFDA	515.0 / 470.0	96116.22	250.00
13C2-PFTeDA	715.0 / 670.0	N/A	13C2-PFDA	515.0 / 470.0	96116.22	250.00
13C3-PFBS	302.0 / 99.0	N/A	13C4-PFOS	503.0 / 99.0	11019.83	239.25
13C3-PFHxS	402.0 / 99.0	N/A	13C4-PFOS	503.0 / 99.0	11019.83	239.25
13C8-PFOS	507.0 / 99.0	N/A	13C4-PFOS	503.0 / 99.0	11019.83	239.25

BATTELLE

Summary Internal Standard Report

Created with Analyst Reporter
Printed: 05/10/2018 11:04:54 AM

Sample Name	J8210-FS-D(5)	**Injection Vial**	20
Sample ID	VC-PM3009-DW01-0918	**Injection Volume**	10.00
Sample Type	Unknown	**Instrument Name**	QTRAP 5500
Acquisition Date	2018-10-02T23:55:48	**Data File**	18-0567.wiff
Acquisition Method	5-0369.dam	**Result Table**	18-0567_SIS
Sample Comment			

Results Summary

Analyte	MRM Transition	RT	IS	IS MRM Transition	IS Area	IS Conc. (ng/L)
13C2-PFDoA	615.0 / 570.0	N/A	13C2-PFDA	515.0 / 470.0	118539.02	250.00
d3-MeFOSAA	573.0 / 419.0	N/A	13C4-PFOS	503.0 / 99.0	20975.32	239.25
d5-EtFOSAA	589.0 / 419.0	N/A	13C4-PFOS	503.0 / 99.0	20975.32	239.25
13C5-PFHxA	318.0 / 273.0	1.83	13C2-PFOA	415.0 / 370.0	91625.54	250.00
13C4-PFHpA	367.0 / 322.0	N/A	13C2-PFOA	415.0 / 370.0	91625.54	250.00
13C8-PFOA	421.0 / 376.0	N/A	13C2-PFOA	415.0 / 370.0	91625.54	250.00
13C9-PFNA	472.0 / 427.0	N/A	13C2-PFOA	415.0 / 370.0	91625.54	250.00
13C6-PFDA	519.0 / 474.0	N/A	13C2-PFDA	515.0 / 470.0	118539.02	250.00
13C7-PFUnA	570.0 / 525.0	N/A	13C2-PFDA	515.0 / 470.0	118539.02	250.00
13C2-PFTeDA	715.0 / 670.0	N/A	13C2-PFDA	515.0 / 470.0	118539.02	250.00
13C3-PFBS	302.0 / 99.0	1.51	13C4-PFOS	503.0 / 99.0	20975.32	239.25
13C3-PFHxS	402.0 / 99.0	N/A	13C4-PFOS	503.0 / 99.0	20975.32	239.25
13C8-PFOS	507.0 / 99.0	3.04	13C4-PFOS	503.0 / 99.0	20975.32	239.25

BATTELLE

Summary Internal Standard Report

Created with Analyst Reporter
Printed: 05/10/2018 11:04:58 AM

Sample Name	J8210-FS-D(7)	**Injection Vial**	21
Sample ID	VC-PM3009-DW01-0918	**Injection Volume**	10.00
Sample Type	Unknown	**Instrument Name**	QTRAP 5500
Acquisition Date	2018-10-03T00:06:40	**Data File**	18-0567.wiff
Acquisition Method	5-0369.dam	**Result Table**	18-0567_SIS
Sample Comment			

Results Summary

Analyte	MRM Transition	RT	IS	IS MRM Transition	IS Area	IS Conc. (ng/L)
13C2-PFDoA	615.0 / 570.0	N/A	13C2-PFDA	515.0 / 470.0	100102.49	250.00
d3-MeFOSAA	573.0 / 419.0	N/A	13C4-PFOS	503.0 / 99.0	22677.30	239.25
d5-EtFOSAA	589.0 / 419.0	N/A	13C4-PFOS	503.0 / 99.0	22677.30	239.25
13C5-PFHxA	318.0 / 273.0	N/A	13C2-PFOA	415.0 / 370.0	89544.07	250.00
13C4-PFHpA	367.0 / 322.0	N/A	13C2-PFOA	415.0 / 370.0	89544.07	250.00
13C8-PFOA	421.0 / 376.0	N/A	13C2-PFOA	415.0 / 370.0	89544.07	250.00
13C9-PFNA	472.0 / 427.0	N/A	13C2-PFOA	415.0 / 370.0	89544.07	250.00
13C6-PFDA	519.0 / 474.0	N/A	13C2-PFDA	515.0 / 470.0	100102.49	250.00
13C7-PFUnA	570.0 / 525.0	N/A	13C2-PFDA	515.0 / 470.0	100102.49	250.00
13C2-PFTeDA	715.0 / 670.0	N/A	13C2-PFDA	515.0 / 470.0	100102.49	250.00
13C3-PFBS	302.0 / 99.0	N/A	13C4-PFOS	503.0 / 99.0	22677.30	239.25
13C3-PFHxS	402.0 / 99.0	N/A	13C4-PFOS	503.0 / 99.0	22677.30	239.25
13C8-PFOS	507.0 / 99.0	N/A	13C4-PFOS	503.0 / 99.0	22677.30	239.25

BATTELLE

Summary Internal Standard Report

Sample Name	J8210-FS-D(9)	**Injection Vial**	22
Sample ID	VC-PM3009-DW01-0918	**Injection Volume**	10.00
Sample Type	Unknown	**Instrument Name**	QTRAP 5500
Acquisition Date	2018-10-03T00:17:32	**Data File**	18-0567.wiff
Acquisition Method	5-0369.dam	**Result Table**	18-0567_SIS
Sample Comment			

Results Summary

Analyte	MRM Transition	RT	IS	IS MRM Transition	IS Area	IS Conc. (ng/L)
13C2-PFDoA	615.0 / 570.0	N/A	13C2-PFDA	515.0 / 470.0	107830.67	250.00
d3-MeFOSAA	573.0 / 419.0	3.56	13C4-PFOS	503.0 / 99.0	24986.66	239.25
d5-EtFOSAA	589.0 / 419.0	3.72	13C4-PFOS	503.0 / 99.0	24986.66	239.25
13C5-PFHxA	318.0 / 273.0	N/A	13C2-PFOA	415.0 / 370.0	92119.20	250.00
13C4-PFHpA	367.0 / 322.0	N/A	13C2-PFOA	415.0 / 370.0	92119.20	250.00
13C8-PFOA	421.0 / 376.0	N/A	13C2-PFOA	415.0 / 370.0	92119.20	250.00
13C9-PFNA	472.0 / 427.0	3.04	13C2-PFOA	415.0 / 370.0	92119.20	250.00
13C6-PFDA	519.0 / 474.0	N/A	13C2-PFDA	515.0 / 470.0	107830.67	250.00
13C7-PFUnA	570.0 / 525.0	N/A	13C2-PFDA	515.0 / 470.0	107830.67	250.00
13C2-PFTeDA	715.0 / 670.0	N/A	13C2-PFDA	515.0 / 470.0	107830.67	250.00
13C3-PFBS	302.0 / 99.0	1.51	13C4-PFOS	503.0 / 99.0	24986.66	239.25
13C3-PFHxS	402.0 / 99.0	2.27	13C4-PFOS	503.0 / 99.0	24986.66	239.25
13C8-PFOS	507.0 / 99.0	3.04	13C4-PFOS	503.0 / 99.0	24986.66	239.25

BATTELLE

Summary Internal Standard Report

Created with Analyst Reporter
Printed: 05/10/2018 11:05:06 AM

Sample Name	J8211-FS(0)	**Injection Vial**	26
Sample ID	VC-PM3009-DW02-0918	**Injection Volume**	10.00
Sample Type	Unknown	**Instrument Name**	QTRAP 5500
Acquisition Date	2018-10-03T01:01:00	**Data File**	18-0567.wiff
Acquisition Method	5-0369.dam	**Result Table**	18-0567_SIS
Sample Comment			

Results Summary

Analyte	MRM Transition	RT	IS	IS MRM Transition	IS Area	IS Conc. (ng/L)
13C2-PFDoA	615.0 / 570.0	4.00	13C2-PFDA	515.0 / 470.0	101349.06	250.00
d3-MeFOSAA	573.0 / 419.0	3.56	13C4-PFOS	503.0 / 99.0	23118.46	239.25
d5-EtFOSAA	589.0 / 419.0	3.72	13C4-PFOS	503.0 / 99.0	23118.46	239.25
13C5-PFHxA	318.0 / 273.0	1.83	13C2-PFOA	415.0 / 370.0	86231.61	250.00
13C4-PFHpA	367.0 / 322.0	2.24	13C2-PFOA	415.0 / 370.0	86231.61	250.00
13C8-PFOA	421.0 / 376.0	2.65	13C2-PFOA	415.0 / 370.0	86231.61	250.00
13C9-PFNA	472.0 / 427.0	3.05	13C2-PFOA	415.0 / 370.0	86231.61	250.00
13C6-PFDA	519.0 / 474.0	3.40	13C2-PFDA	515.0 / 470.0	101349.06	250.00
13C7-PFUnA	570.0 / 525.0	3.72	13C2-PFDA	515.0 / 470.0	101349.06	250.00
13C2-PFTeDA	715.0 / 670.0	4.47	13C2-PFDA	515.0 / 470.0	101349.06	250.00
13C3-PFBS	302.0 / 99.0	1.51	13C4-PFOS	503.0 / 99.0	23118.46	239.25
13C3-PFHxS	402.0 / 99.0	2.26	13C4-PFOS	503.0 / 99.0	23118.46	239.25
13C8-PFOS	507.0 / 99.0	3.04	13C4-PFOS	503.0 / 99.0	23118.46	239.25

BATTELLE

Summary Internal Standard Report

Created with Analyst Reporter
Printed: 05/10/2018 11:05:10 AM

Sample Name	J8211-FS-D(3)	**Injection Vial**	27
Sample ID	VC-PM3009-DW02-0918	**Injection Volume**	10.00
Sample Type	Unknown	**Instrument Name**	QTRAP 5500
Acquisition Date	2018-10-03T01:11:52	**Data File**	18-0567.wiff
Acquisition Method	5-0369.dam	**Result Table**	18-0567_SIS
Sample Comment			

Results Summary

Analyte	MRM Transition	RT	IS	IS MRM Transition	IS Area	IS Conc. (ng/L)
13C2-PFDoA	615.0 / 570.0	N/A	13C2-PFDA	515.0 / 470.0	105991.05	250.00
d3-MeFOSAA	573.0 / 419.0	N/A	13C4-PFOS	503.0 / 99.0	26558.75	239.25
d5-EtFOSAA	589.0 / 419.0	N/A	13C4-PFOS	503.0 / 99.0	26558.75	239.25
13C5-PFHxA	318.0 / 273.0	N/A	13C2-PFOA	415.0 / 370.0	92168.85	250.00
13C4-PFHpA	367.0 / 322.0	N/A	13C2-PFOA	415.0 / 370.0	92168.85	250.00
13C8-PFOA	421.0 / 376.0	2.65	13C2-PFOA	415.0 / 370.0	92168.85	250.00
13C9-PFNA	472.0 / 427.0	N/A	13C2-PFOA	415.0 / 370.0	92168.85	250.00
13C6-PFDA	519.0 / 474.0	N/A	13C2-PFDA	515.0 / 470.0	105991.05	250.00
13C7-PFUnA	570.0 / 525.0	N/A	13C2-PFDA	515.0 / 470.0	105991.05	250.00
13C2-PFTeDA	715.0 / 670.0	N/A	13C2-PFDA	515.0 / 470.0	105991.05	250.00
13C3-PFBS	302.0 / 99.0	N/A	13C4-PFOS	503.0 / 99.0	26558.75	239.25
13C3-PFHxS	402.0 / 99.0	2.26	13C4-PFOS	503.0 / 99.0	26558.75	239.25
13C8-PFOS	507.0 / 99.0	N/A	13C4-PFOS	503.0 / 99.0	26558.75	239.25

BATTELLE

Summary Internal Standard Report

Sample Name	J8211-FS-D(5)	**Injection Vial**	28
Sample ID	VC-PM3009-DW02-0918	**Injection Volume**	10.00
Sample Type	Unknown	**Instrument Name**	QTRAP 5500
Acquisition Date	2018-10-03T01:22:43	**Data File**	18-0567.wiff
Acquisition Method	5-0369.dam	**Result Table**	18-0567_SIS
Sample Comment			

Results Summary

Analyte	MRM Transition	RT	IS	IS MRM Transition	IS Area	IS Conc. (ng/L)
13C2-PFDoA	615.0 / 570.0	N/A	13C2-PFDA	515.0 / 470.0	108704.88	250.00
d3-MeFOSAA	573.0 / 419.0	N/A	13C4-PFOS	503.0 / 99.0	27017.89	239.25
d5-EtFOSAA	589.0 / 419.0	N/A	13C4-PFOS	503.0 / 99.0	27017.89	239.25
13C5-PFHxA	318.0 / 273.0	N/A	13C2-PFOA	415.0 / 370.0	93421.61	250.00
13C4-PFHpA	367.0 / 322.0	N/A	13C2-PFOA	415.0 / 370.0	93421.61	250.00
13C8-PFOA	421.0 / 376.0	N/A	13C2-PFOA	415.0 / 370.0	93421.61	250.00
13C9-PFNA	472.0 / 427.0	N/A	13C2-PFOA	415.0 / 370.0	93421.61	250.00
13C6-PFDA	519.0 / 474.0	N/A	13C2-PFDA	515.0 / 470.0	108704.88	250.00
13C7-PFUnA	570.0 / 525.0	N/A	13C2-PFDA	515.0 / 470.0	108704.88	250.00
13C2-PFTeDA	715.0 / 670.0	N/A	13C2-PFDA	515.0 / 470.0	108704.88	250.00
13C3-PFBS	302.0 / 99.0	N/A	13C4-PFOS	503.0 / 99.0	27017.89	239.25
13C3-PFHxS	402.0 / 99.0	N/A	13C4-PFOS	503.0 / 99.0	27017.89	239.25
13C8-PFOS	507.0 / 99.0	3.04	13C4-PFOS	503.0 / 99.0	27017.89	239.25

BATTELLE

Summary Internal Standard Report

Created with Analyst Reporter
Printed: 05/10/2018 11:05:18 AM

Sample Name	J8212-FS(0)	**Injection Vial**	29
Sample ID	VC-PM3009-DW02P-0918	**Injection Volume**	10.00
Sample Type	Unknown	**Instrument Name**	QTRAP 5500
Acquisition Date	2018-10-03T01:33:35	**Data File**	18-0567.wiff
Acquisition Method	5-0369.dam	**Result Table**	18-0567_SIS
Sample Comment			

Results Summary

Analyte	MRM Transition	RT	IS	IS MRM Transition	IS Area	IS Conc. (ng/L)
13C2-PFDoA	615.0 / 570.0	4.01	13C2-PFDA	515.0 / 470.0	79786.48	250.00
d3-MeFOSAA	573.0 / 419.0	3.56	13C4-PFOS	503.0 / 99.0	17668.92	239.25
d5-EtFOSAA	589.0 / 419.0	3.72	13C4-PFOS	503.0 / 99.0	17668.92	239.25
13C5-PFHxA	318.0 / 273.0	1.84	13C2-PFOA	415.0 / 370.0	73624.97	250.00
13C4-PFHpA	367.0 / 322.0	2.25	13C2-PFOA	415.0 / 370.0	73624.97	250.00
13C8-PFOA	421.0 / 376.0	2.65	13C2-PFOA	415.0 / 370.0	73624.97	250.00
13C9-PFNA	472.0 / 427.0	3.04	13C2-PFOA	415.0 / 370.0	73624.97	250.00
13C6-PFDA	519.0 / 474.0	3.40	13C2-PFDA	515.0 / 470.0	79786.48	250.00
13C7-PFUnA	570.0 / 525.0	3.72	13C2-PFDA	515.0 / 470.0	79786.48	250.00
13C2-PFTeDA	715.0 / 670.0	4.47	13C2-PFDA	515.0 / 470.0	79786.48	250.00
13C3-PFBS	302.0 / 99.0	1.52	13C4-PFOS	503.0 / 99.0	17668.92	239.25
13C3-PFHxS	402.0 / 99.0	2.27	13C4-PFOS	503.0 / 99.0	17668.92	239.25
13C8-PFOS	507.0 / 99.0	3.04	13C4-PFOS	503.0 / 99.0	17668.92	239.25

BATTELLE

Summary Internal Standard Report

Sample Name	J8212-FS-D(3)	**Injection Vial**	30
Sample ID	VC-PM3009-DW02P-0918	**Injection Volume**	10.00
Sample Type	Unknown	**Instrument Name**	QTRAP 5500
Acquisition Date	2018-10-03T01:44:27	**Data File**	18-0567.wiff
Acquisition Method	5-0369.dam	**Result Table**	18-0567_SIS
Sample Comment			

Results Summary

Analyte	MRM Transition	RT	IS	IS MRM Transition	IS Area	IS Conc. (ng/L)
13C2-PFDoA	615.0 / 570.0	N/A	13C2-PFDA	515.0 / 470.0	114797.04	250.00
d3-MeFOSAA	573.0 / 419.0	N/A	13C4-PFOS	503.0 / 99.0	26914.68	239.25
d5-EtFOSAA	589.0 / 419.0	N/A	13C4-PFOS	503.0 / 99.0	26914.68	239.25
13C5-PFHxA	318.0 / 273.0	N/A	13C2-PFOA	415.0 / 370.0	93386.69	250.00
13C4-PFHpA	367.0 / 322.0	N/A	13C2-PFOA	415.0 / 370.0	93386.69	250.00
13C8-PFOA	421.0 / 376.0	2.65	13C2-PFOA	415.0 / 370.0	93386.69	250.00
13C9-PFNA	472.0 / 427.0	N/A	13C2-PFOA	415.0 / 370.0	93386.69	250.00
13C6-PFDA	519.0 / 474.0	N/A	13C2-PFDA	515.0 / 470.0	114797.04	250.00
13C7-PFUnA	570.0 / 525.0	N/A	13C2-PFDA	515.0 / 470.0	114797.04	250.00
13C2-PFTeDA	715.0 / 670.0	N/A	13C2-PFDA	515.0 / 470.0	114797.04	250.00
13C3-PFBS	302.0 / 99.0	N/A	13C4-PFOS	503.0 / 99.0	26914.68	239.25
13C3-PFHxS	402.0 / 99.0	2.26	13C4-PFOS	503.0 / 99.0	26914.68	239.25
13C8-PFOS	507.0 / 99.0	N/A	13C4-PFOS	503.0 / 99.0	26914.68	239.25

BATTELLE

Summary Internal Standard Report

Sample Name	J8212-FS-D(5)	**Injection Vial**	31
Sample ID	VC-PM3009-DW02P-0918	**Injection Volume**	10.00
Sample Type	Unknown	**Instrument Name**	QTRAP 5500
Acquisition Date	2018-10-03T01:55:19	**Data File**	18-0567.wiff
Acquisition Method	5-0369.dam	**Result Table**	18-0567_SIS
Sample Comment			

Results Summary

Analyte	MRM Transition	RT	IS	IS MRM Transition	IS Area	IS Conc. (ng/L)
13C2-PFDoA	615.0 / 570.0	N/A	13C2-PFDA	515.0 / 470.0	111637.74	250.00
d3-MeFOSAA	573.0 / 419.0	N/A	13C4-PFOS	503.0 / 99.0	33075.14	239.25
d5-EtFOSAA	589.0 / 419.0	N/A	13C4-PFOS	503.0 / 99.0	33075.14	239.25
13C5-PFHxA	318.0 / 273.0	N/A	13C2-PFOA	415.0 / 370.0	102548.70	250.00
13C4-PFHpA	367.0 / 322.0	N/A	13C2-PFOA	415.0 / 370.0	102548.70	250.00
13C8-PFOA	421.0 / 376.0	N/A	13C2-PFOA	415.0 / 370.0	102548.70	250.00
13C9-PFNA	472.0 / 427.0	N/A	13C2-PFOA	415.0 / 370.0	102548.70	250.00
13C6-PFDA	519.0 / 474.0	N/A	13C2-PFDA	515.0 / 470.0	111637.74	250.00
13C7-PFUnA	570.0 / 525.0	N/A	13C2-PFDA	515.0 / 470.0	111637.74	250.00
13C2-PFTeDA	715.0 / 670.0	N/A	13C2-PFDA	515.0 / 470.0	111637.74	250.00
13C3-PFBS	302.0 / 99.0	N/A	13C4-PFOS	503.0 / 99.0	33075.14	239.25
13C3-PFHxS	402.0 / 99.0	N/A	13C4-PFOS	503.0 / 99.0	33075.14	239.25
13C8-PFOS	507.0 / 99.0	3.04	13C4-PFOS	503.0 / 99.0	33075.14	239.25

BATTELLE

Summary Internal Standard Report

Sample Name	J8214-FS(0)	**Injection Vial**	32
Sample ID	VC-PM372-DW01-0918	**Injection Volume**	10.00
Sample Type	Unknown	**Instrument Name**	QTRAP 5500
Acquisition Date	2018-10-03T02:06:11	**Data File**	18-0567.wiff
Acquisition Method	5-0369.dam	**Result Table**	18-0567_SIS
Sample Comment			

Results Summary

Analyte	MRM Transition	RT	IS	IS MRM Transition	IS Area	IS Conc. (ng/L)
13C2-PFDoA	615.0 / 570.0	4.00	13C2-PFDA	515.0 / 470.0	99375.53	250.00
d3-MeFOSAA	573.0 / 419.0	3.55	13C4-PFOS	503.0 / 99.0	20471.85	239.25
d5-EtFOSAA	589.0 / 419.0	3.71	13C4-PFOS	503.0 / 99.0	20471.85	239.25
13C5-PFHxA	318.0 / 273.0	1.82	13C2-PFOA	415.0 / 370.0	75277.81	250.00
13C4-PFHpA	367.0 / 322.0	2.23	13C2-PFOA	415.0 / 370.0	75277.81	250.00
13C8-PFOA	421.0 / 376.0	2.65	13C2-PFOA	415.0 / 370.0	75277.81	250.00
13C9-PFNA	472.0 / 427.0	3.04	13C2-PFOA	415.0 / 370.0	75277.81	250.00
13C6-PFDA	519.0 / 474.0	3.39	13C2-PFDA	515.0 / 470.0	99375.53	250.00
13C7-PFUnA	570.0 / 525.0	3.71	13C2-PFDA	515.0 / 470.0	99375.53	250.00
13C2-PFTeDA	715.0 / 670.0	4.46	13C2-PFDA	515.0 / 470.0	99375.53	250.00
13C3-PFBS	302.0 / 99.0	1.50	13C4-PFOS	503.0 / 99.0	20471.85	239.25
13C3-PFHxS	402.0 / 99.0	2.26	13C4-PFOS	503.0 / 99.0	20471.85	239.25
13C8-PFOS	507.0 / 99.0	3.04	13C4-PFOS	503.0 / 99.0	20471.85	239.25

BATTELLE

Summary Internal Standard Report

Created with Analyst Reporter
Printed: 05/10/2018 11:05:34 AM

Sample Name	J8214-FS-D(3)	**Injection Vial**	33
Sample ID	VC-PM372-DW01-0918	**Injection Volume**	10.00
Sample Type	Unknown	**Instrument Name**	QTRAP 5500
Acquisition Date	2018-10-03T02:17:04	**Data File**	18-0567.wiff
Acquisition Method	5-0369.dam	**Result Table**	18-0567_SIS
Sample Comment			

Results Summary

Analyte	MRM Transition	RT	IS	IS MRM Transition	IS Area	IS Conc. (ng/L)
13C2-PFDoA	615.0 / 570.0	N/A	13C2-PFDA	515.0 / 470.0	103511.33	250.00
d3-MeFOSAA	573.0 / 419.0	N/A	13C4-PFOS	503.0 / 99.0	22637.23	239.25
d5-EtFOSAA	589.0 / 419.0	N/A	13C4-PFOS	503.0 / 99.0	22637.23	239.25
13C5-PFHxA	318.0 / 273.0	N/A	13C2-PFOA	415.0 / 370.0	78037.42	250.00
13C4-PFHpA	367.0 / 322.0	N/A	13C2-PFOA	415.0 / 370.0	78037.42	250.00
13C8-PFOA	421.0 / 376.0	2.66	13C2-PFOA	415.0 / 370.0	78037.42	250.00
13C9-PFNA	472.0 / 427.0	N/A	13C2-PFOA	415.0 / 370.0	78037.42	250.00
13C6-PFDA	519.0 / 474.0	N/A	13C2-PFDA	515.0 / 470.0	103511.33	250.00
13C7-PFUnA	570.0 / 525.0	N/A	13C2-PFDA	515.0 / 470.0	103511.33	250.00
13C2-PFTeDA	715.0 / 670.0	N/A	13C2-PFDA	515.0 / 470.0	103511.33	250.00
13C3-PFBS	302.0 / 99.0	N/A	13C4-PFOS	503.0 / 99.0	22637.23	239.25
13C3-PFHxS	402.0 / 99.0	N/A	13C4-PFOS	503.0 / 99.0	22637.23	239.25
13C8-PFOS	507.0 / 99.0	N/A	13C4-PFOS	503.0 / 99.0	22637.23	239.25

BATTELLE

Summary Internal Standard Report

Sample Name	J8214-FS-D(5)	**Injection Vial**	34
Sample ID	VC-PM372-DW01-0918	**Injection Volume**	10.00
Sample Type	Unknown	**Instrument Name**	QTRAP 5500
Acquisition Date	2018-10-03T02:27:55	**Data File**	18-0567.wiff
Acquisition Method	5-0369.dam	**Result Table**	18-0567_SIS
Sample Comment			

Results Summary

Analyte	MRM Transition	RT	IS	IS MRM Transition	IS Area	IS Conc. (ng/L)
13C2-PFDoA	615.0 / 570.0	N/A	13C2-PFDA	515.0 / 470.0	101332.12	250.00
d3-MeFOSAA	573.0 / 419.0	N/A	13C4-PFOS	503.0 / 99.0	26737.35	239.25
d5-EtFOSAA	589.0 / 419.0	N/A	13C4-PFOS	503.0 / 99.0	26737.35	239.25
13C5-PFHxA	318.0 / 273.0	1.84	13C2-PFOA	415.0 / 370.0	92157.99	250.00
13C4-PFHpA	367.0 / 322.0	N/A	13C2-PFOA	415.0 / 370.0	92157.99	250.00
13C8-PFOA	421.0 / 376.0	N/A	13C2-PFOA	415.0 / 370.0	92157.99	250.00
13C9-PFNA	472.0 / 427.0	N/A	13C2-PFOA	415.0 / 370.0	92157.99	250.00
13C6-PFDA	519.0 / 474.0	N/A	13C2-PFDA	515.0 / 470.0	101332.12	250.00
13C7-PFUnA	570.0 / 525.0	N/A	13C2-PFDA	515.0 / 470.0	101332.12	250.00
13C2-PFTeDA	715.0 / 670.0	N/A	13C2-PFDA	515.0 / 470.0	101332.12	250.00
13C3-PFBS	302.0 / 99.0	N/A	13C4-PFOS	503.0 / 99.0	26737.35	239.25
13C3-PFHxS	402.0 / 99.0	2.27	13C4-PFOS	503.0 / 99.0	26737.35	239.25
13C8-PFOS	507.0 / 99.0	3.04	13C4-PFOS	503.0 / 99.0	26737.35	239.25

BATTELLE

Summary Internal Standard Report

Sample Name	J8215-FS(0)	**Injection Vial**	38
Sample ID	VC-PM372-DW02-0918	**Injection Volume**	10.00
Sample Type	Unknown	**Instrument Name**	QTRAP 5500
Acquisition Date	2018-10-03T03:11:23	**Data File**	18-0567.wiff
Acquisition Method	5-0369.dam	**Result Table**	18-0567_SIS
Sample Comment			

Results Summary

Analyte	MRM Transition	RT	IS	IS MRM Transition	IS Area	IS Conc. (ng/L)
13C2-PFDoA	615.0 / 570.0	4.00	13C2-PFDA	515.0 / 470.0	99999.02	250.00
d3-MeFOSAA	573.0 / 419.0	3.56	13C4-PFOS	503.0 / 99.0	25507.76	239.25
d5-EtFOSAA	589.0 / 419.0	3.72	13C4-PFOS	503.0 / 99.0	25507.76	239.25
13C5-PFHxA	318.0 / 273.0	1.83	13C2-PFOA	415.0 / 370.0	73802.62	250.00
13C4-PFHpA	367.0 / 322.0	2.23	13C2-PFOA	415.0 / 370.0	73802.62	250.00
13C8-PFOA	421.0 / 376.0	2.65	13C2-PFOA	415.0 / 370.0	73802.62	250.00
13C9-PFNA	472.0 / 427.0	3.04	13C2-PFOA	415.0 / 370.0	73802.62	250.00
13C6-PFDA	519.0 / 474.0	3.40	13C2-PFDA	515.0 / 470.0	99999.02	250.00
13C7-PFUnA	570.0 / 525.0	3.71	13C2-PFDA	515.0 / 470.0	99999.02	250.00
13C2-PFTeDA	715.0 / 670.0	4.46	13C2-PFDA	515.0 / 470.0	99999.02	250.00
13C3-PFBS	302.0 / 99.0	1.51	13C4-PFOS	503.0 / 99.0	25507.76	239.25
13C3-PFHxS	402.0 / 99.0	2.26	13C4-PFOS	503.0 / 99.0	25507.76	239.25
13C8-PFOS	507.0 / 99.0	3.04	13C4-PFOS	503.0 / 99.0	25507.76	239.25

BATTELLE

Summary Internal Standard Report

Created with Analyst Reporter
Printed: 05/10/2018 11:05:47 AM

Sample Name	J8215-FS-D(3)	**Injection Vial**	39
Sample ID	VC-PM372-DW02-0918	**Injection Volume**	10.00
Sample Type	Unknown	**Instrument Name**	QTRAP 5500
Acquisition Date	2018-10-03T03:22:15	**Data File**	18-0567.wiff
Acquisition Method	5-0369.dam	**Result Table**	18-0567_SIS
Sample Comment			

Results Summary

Analyte	MRM Transition	RT	IS	IS MRM Transition	IS Area	IS Conc. (ng/L)
13C2-PFDoA	615.0 / 570.0	N/A	13C2-PFDA	515.0 / 470.0	107335.46	250.00
d3-MeFOSAA	573.0 / 419.0	N/A	13C4-PFOS	503.0 / 99.0	26356.66	239.25
d5-EtFOSAA	589.0 / 419.0	N/A	13C4-PFOS	503.0 / 99.0	26356.66	239.25
13C5-PFHxA	318.0 / 273.0	1.83	13C2-PFOA	415.0 / 370.0	82348.12	250.00
13C4-PFHpA	367.0 / 322.0	N/A	13C2-PFOA	415.0 / 370.0	82348.12	250.00
13C8-PFOA	421.0 / 376.0	N/A	13C2-PFOA	415.0 / 370.0	82348.12	250.00
13C9-PFNA	472.0 / 427.0	N/A	13C2-PFOA	415.0 / 370.0	82348.12	250.00
13C6-PFDA	519.0 / 474.0	N/A	13C2-PFDA	515.0 / 470.0	107335.46	250.00
13C7-PFUnA	570.0 / 525.0	N/A	13C2-PFDA	515.0 / 470.0	107335.46	250.00
13C2-PFTeDA	715.0 / 670.0	N/A	13C2-PFDA	515.0 / 470.0	107335.46	250.00
13C3-PFBS	302.0 / 99.0	N/A	13C4-PFOS	503.0 / 99.0	26356.66	239.25
13C3-PFHxS	402.0 / 99.0	N/A	13C4-PFOS	503.0 / 99.0	26356.66	239.25
13C8-PFOS	507.0 / 99.0	3.04	13C4-PFOS	503.0 / 99.0	26356.66	239.25

BATTELLE

Summary Internal Standard Report

Sample Name	J8215-FS-D(5)	**Injection Vial**	40
Sample ID	VC-PM372-DW02-0918	**Injection Volume**	10.00
Sample Type	Unknown	**Instrument Name**	QTRAP 5500
Acquisition Date	2018-10-03T03:33:07	**Data File**	18-0567.wiff
Acquisition Method	5-0369.dam	**Result Table**	18-0567_SIS
Sample Comment			

Results Summary

Analyte	MRM Transition	RT	IS	IS MRM Transition	IS Area	IS Conc. (ng/L)
13C2-PFDoA	615.0 / 570.0	N/A	13C2-PFDA	515.0 / 470.0	106933.04	250.00
d3-MeFOSAA	573.0 / 419.0	N/A	13C4-PFOS	503.0 / 99.0	31906.50	239.25
d5-EtFOSAA	589.0 / 419.0	N/A	13C4-PFOS	503.0 / 99.0	31906.50	239.25
13C5-PFHxA	318.0 / 273.0	N/A	13C2-PFOA	415.0 / 370.0	92146.20	250.00
13C4-PFHpA	367.0 / 322.0	N/A	13C2-PFOA	415.0 / 370.0	92146.20	250.00
13C8-PFOA	421.0 / 376.0	N/A	13C2-PFOA	415.0 / 370.0	92146.20	250.00
13C9-PFNA	472.0 / 427.0	N/A	13C2-PFOA	415.0 / 370.0	92146.20	250.00
13C6-PFDA	519.0 / 474.0	N/A	13C2-PFDA	515.0 / 470.0	106933.04	250.00
13C7-PFUnA	570.0 / 525.0	N/A	13C2-PFDA	515.0 / 470.0	106933.04	250.00
13C2-PFTeDA	715.0 / 670.0	N/A	13C2-PFDA	515.0 / 470.0	106933.04	250.00
13C3-PFBS	302.0 / 99.0	1.51	13C4-PFOS	503.0 / 99.0	31906.50	239.25
13C3-PFHxS	402.0 / 99.0	2.27	13C4-PFOS	503.0 / 99.0	31906.50	239.25
13C8-PFOS	507.0 / 99.0	N/A	13C4-PFOS	503.0 / 99.0	31906.50	239.25

BATTELLE

Summary Internal Standard Report

Created with Analyst Reporter
Printed: 05/10/2018 11:05:55 AM

Sample Name	J8215-FS-D(7)	**Injection Vial**	41
Sample ID	VC-PM372-DW02-0918	**Injection Volume**	10.00
Sample Type	Unknown	**Instrument Name**	QTRAP 5500
Acquisition Date	2018-10-03T03:43:59	**Data File**	18-0567.wiff
Acquisition Method	5-0369.dam	**Result Table**	18-0567_SIS
Sample Comment			

Results Summary

Analyte	MRM Transition	RT	IS	IS MRM Transition	IS Area	IS Conc. (ng/L)
13C2-PFDoA	615.0 / 570.0	N/A	13C2-PFDA	515.0 / 470.0	108331.50	250.00
d3-MeFOSAA	573.0 / 419.0	N/A	13C4-PFOS	503.0 / 99.0	31239.04	239.25
d5-EtFOSAA	589.0 / 419.0	N/A	13C4-PFOS	503.0 / 99.0	31239.04	239.25
13C5-PFHxA	318.0 / 273.0	N/A	13C2-PFOA	415.0 / 370.0	97952.83	250.00
13C4-PFHpA	367.0 / 322.0	N/A	13C2-PFOA	415.0 / 370.0	97952.83	250.00
13C8-PFOA	421.0 / 376.0	N/A	13C2-PFOA	415.0 / 370.0	97952.83	250.00
13C9-PFNA	472.0 / 427.0	N/A	13C2-PFOA	415.0 / 370.0	97952.83	250.00
13C6-PFDA	519.0 / 474.0	N/A	13C2-PFDA	515.0 / 470.0	108331.50	250.00
13C7-PFUnA	570.0 / 525.0	N/A	13C2-PFDA	515.0 / 470.0	108331.50	250.00
13C2-PFTeDA	715.0 / 670.0	N/A	13C2-PFDA	515.0 / 470.0	108331.50	250.00
13C3-PFBS	302.0 / 99.0	N/A	13C4-PFOS	503.0 / 99.0	31239.04	239.25
13C3-PFHxS	402.0 / 99.0	N/A	13C4-PFOS	503.0 / 99.0	31239.04	239.25
13C8-PFOS	507.0 / 99.0	N/A	13C4-PFOS	503.0 / 99.0	31239.04	239.25

BATTELLE

Summary Internal Standard Report

Sample Name	J8216-FS(0)	**Injection Vial**	42
Sample ID	VC-PM372-DW02P-0918	**Injection Volume**	10.00
Sample Type	Unknown	**Instrument Name**	QTRAP 5500
Acquisition Date	2018-10-03T03:54:50	**Data File**	18-0567.wiff
Acquisition Method	5-0369.dam	**Result Table**	18-0567_SIS
Sample Comment			

Results Summary

Analyte	MRM Transition	RT	IS	IS MRM Transition	IS Area	IS Conc. (ng/L)
13C2-PFDoA	615.0 / 570.0	4.00	13C2-PFDA	515.0 / 470.0	89708.15	250.00
d3-MeFOSAA	573.0 / 419.0	3.55	13C4-PFOS	503.0 / 99.0	21439.17	239.25
d5-EtFOSAA	589.0 / 419.0	3.72	13C4-PFOS	503.0 / 99.0	21439.17	239.25
13C5-PFHxA	318.0 / 273.0	1.83	13C2-PFOA	415.0 / 370.0	73301.19	250.00
13C4-PFHpA	367.0 / 322.0	2.24	13C2-PFOA	415.0 / 370.0	73301.19	250.00
13C8-PFOA	421.0 / 376.0	2.65	13C2-PFOA	415.0 / 370.0	73301.19	250.00
13C9-PFNA	472.0 / 427.0	3.04	13C2-PFOA	415.0 / 370.0	73301.19	250.00
13C6-PFDA	519.0 / 474.0	3.39	13C2-PFDA	515.0 / 470.0	89708.15	250.00
13C7-PFUnA	570.0 / 525.0	3.72	13C2-PFDA	515.0 / 470.0	89708.15	250.00
13C2-PFTeDA	715.0 / 670.0	4.47	13C2-PFDA	515.0 / 470.0	89708.15	250.00
13C3-PFBS	302.0 / 99.0	1.51	13C4-PFOS	503.0 / 99.0	21439.17	239.25
13C3-PFHxS	402.0 / 99.0	2.27	13C4-PFOS	503.0 / 99.0	21439.17	239.25
13C8-PFOS	507.0 / 99.0	3.04	13C4-PFOS	503.0 / 99.0	21439.17	239.25

BATTELLE

Summary Internal Standard Report

Sample Name	J8216-FS-D(3)	**Injection Vial**	43
Sample ID	VC-PM372-DW02P-0918	**Injection Volume**	10.00
Sample Type	Unknown	**Instrument Name**	QTRAP 5500
Acquisition Date	2018-10-03T04:05:42	**Data File**	18-0567.wiff
Acquisition Method	5-0369.dam	**Result Table**	18-0567_SIS
Sample Comment			

Results Summary

Analyte	MRM Transition	RT	IS	IS MRM Transition	IS Area	IS Conc. (ng/L)
13C2-PFDoA	615.0 / 570.0	N/A	13C2-PFDA	515.0 / 470.0	124371.75	250.00
d3-MeFOSAA	573.0 / 419.0	N/A	13C4-PFOS	503.0 / 99.0	35480.53	239.25
d5-EtFOSAA	589.0 / 419.0	N/A	13C4-PFOS	503.0 / 99.0	35480.53	239.25
13C5-PFHxA	318.0 / 273.0	1.83	13C2-PFOA	415.0 / 370.0	107471.84	250.00
13C4-PFHpA	367.0 / 322.0	N/A	13C2-PFOA	415.0 / 370.0	107471.84	250.00
13C8-PFOA	421.0 / 376.0	N/A	13C2-PFOA	415.0 / 370.0	107471.84	250.00
13C9-PFNA	472.0 / 427.0	N/A	13C2-PFOA	415.0 / 370.0	107471.84	250.00
13C6-PFDA	519.0 / 474.0	N/A	13C2-PFDA	515.0 / 470.0	124371.75	250.00
13C7-PFUnA	570.0 / 525.0	N/A	13C2-PFDA	515.0 / 470.0	124371.75	250.00
13C2-PFTeDA	715.0 / 670.0	N/A	13C2-PFDA	515.0 / 470.0	124371.75	250.00
13C3-PFBS	302.0 / 99.0	1.51	13C4-PFOS	503.0 / 99.0	35480.53	239.25
13C3-PFHxS	402.0 / 99.0	N/A	13C4-PFOS	503.0 / 99.0	35480.53	239.25
13C8-PFOS	507.0 / 99.0	3.03	13C4-PFOS	503.0 / 99.0	35480.53	239.25

BATTELLE

Summary Internal Standard Report

Sample Name	J8216-FS-D(5)	**Injection Vial**	44
Sample ID	VC-PM372-DW02P-0918	**Injection Volume**	10.00
Sample Type	Unknown	**Instrument Name**	QTRAP 5500
Acquisition Date	2018-10-03T04:16:33	**Data File**	18-0567.wiff
Acquisition Method	5-0369.dam	**Result Table**	18-0567_SIS
Sample Comment			

Results Summary

Analyte	MRM Transition	RT	IS	IS MRM Transition	IS Area	IS Conc. (ng/L)
13C2-PFDoA	615.0 / 570.0	N/A	13C2-PFDA	515.0 / 470.0	118613.29	250.00
d3-MeFOSAA	573.0 / 419.0	N/A	13C4-PFOS	503.0 / 99.0	35525.16	239.25
d5-EtFOSAA	589.0 / 419.0	N/A	13C4-PFOS	503.0 / 99.0	35525.16	239.25
13C5-PFHxA	318.0 / 273.0	N/A	13C2-PFOA	415.0 / 370.0	100035.18	250.00
13C4-PFHpA	367.0 / 322.0	N/A	13C2-PFOA	415.0 / 370.0	100035.18	250.00
13C8-PFOA	421.0 / 376.0	N/A	13C2-PFOA	415.0 / 370.0	100035.18	250.00
13C9-PFNA	472.0 / 427.0	N/A	13C2-PFOA	415.0 / 370.0	100035.18	250.00
13C6-PFDA	519.0 / 474.0	N/A	13C2-PFDA	515.0 / 470.0	118613.29	250.00
13C7-PFUnA	570.0 / 525.0	N/A	13C2-PFDA	515.0 / 470.0	118613.29	250.00
13C2-PFTeDA	715.0 / 670.0	N/A	13C2-PFDA	515.0 / 470.0	118613.29	250.00
13C3-PFBS	302.0 / 99.0	N/A	13C4-PFOS	503.0 / 99.0	35525.16	239.25
13C3-PFHxS	402.0 / 99.0	N/A	13C4-PFOS	503.0 / 99.0	35525.16	239.25
13C8-PFOS	507.0 / 99.0	N/A	13C4-PFOS	503.0 / 99.0	35525.16	239.25

BATTELLE

Summary Internal Standard Report

Created with Analyst Reporter
Printed: 05/10/2018 11:06:12 AM

Sample Name	J8241-FS(0)	**Injection Vial**	48
Sample ID	VC-PM649-DW01-0918	**Injection Volume**	10.00
Sample Type	Unknown	**Instrument Name**	QTRAP 5500
Acquisition Date	2018-10-03T05:00:03	**Data File**	18-0567.wiff
Acquisition Method	5-0369.dam	**Result Table**	18-0567_SIS
Sample Comment			

Results Summary

Analyte	MRM Transition	RT	IS	IS MRM Transition	IS Area	IS Conc. (ng/L)
13C2-PFDoA	615.0 / 570.0	4.00	13C2-PFDA	515.0 / 470.0	99910.58	250.00
d3-MeFOSAA	573.0 / 419.0	3.55	13C4-PFOS	503.0 / 99.0	10503.20	239.25
d5-EtFOSAA	589.0 / 419.0	3.71	13C4-PFOS	503.0 / 99.0	10503.20	239.25
13C5-PFHxA	318.0 / 273.0	1.84	13C2-PFOA	415.0 / 370.0	173975.65	250.00
13C4-PFHpA	367.0 / 322.0	2.23	13C2-PFOA	415.0 / 370.0	173975.65	250.00
13C8-PFOA	421.0 / 376.0	2.65	13C2-PFOA	415.0 / 370.0	173975.65	250.00
13C9-PFNA	472.0 / 427.0	3.04	13C2-PFOA	415.0 / 370.0	173975.65	250.00
13C6-PFDA	519.0 / 474.0	3.39	13C2-PFDA	515.0 / 470.0	99910.58	250.00
13C7-PFUnA	570.0 / 525.0	3.71	13C2-PFDA	515.0 / 470.0	99910.58	250.00
13C2-PFTeDA	715.0 / 670.0	4.46	13C2-PFDA	515.0 / 470.0	99910.58	250.00
13C3-PFBS	302.0 / 99.0	1.51	13C4-PFOS	503.0 / 99.0	10503.20	239.25
13C3-PFHxS	402.0 / 99.0	2.27	13C4-PFOS	503.0 / 99.0	10503.20	239.25
13C8-PFOS	507.0 / 99.0	3.04	13C4-PFOS	503.0 / 99.0	10503.20	239.25

BATTELLE

Summary Internal Standard Report

Created with Analyst Reporter
Printed: 05/10/2018 11:06:16 AM

Sample Name	J8241-FS-D(3)	**Injection Vial**	49
Sample ID	VC-PM649-DW01-0918	**Injection Volume**	10.00
Sample Type	Unknown	**Instrument Name**	QTRAP 5500
Acquisition Date	2018-10-03T05:10:54	**Data File**	18-0567.wiff
Acquisition Method	5-0369.dam	**Result Table**	18-0567_SIS
Sample Comment			

Results Summary

Analyte	MRM Transition	RT	IS	IS MRM Transition	IS Area	IS Conc. (ng/L)
13C2-PFDoA	615.0 / 570.0	N/A	13C2-PFDA	515.0 / 470.0	91034.07	250.00
d3-MeFOSAA	573.0 / 419.0	N/A	13C4-PFOS	503.0 / 99.0	17908.87	239.25
d5-EtFOSAA	589.0 / 419.0	N/A	13C4-PFOS	503.0 / 99.0	17908.87	239.25
13C5-PFHxA	318.0 / 273.0	N/A	13C2-PFOA	415.0 / 370.0	79073.51	250.00
13C4-PFHpA	367.0 / 322.0	N/A	13C2-PFOA	415.0 / 370.0	79073.51	250.00
13C8-PFOA	421.0 / 376.0	N/A	13C2-PFOA	415.0 / 370.0	79073.51	250.00
13C9-PFNA	472.0 / 427.0	N/A	13C2-PFOA	415.0 / 370.0	79073.51	250.00
13C6-PFDA	519.0 / 474.0	N/A	13C2-PFDA	515.0 / 470.0	91034.07	250.00
13C7-PFUnA	570.0 / 525.0	N/A	13C2-PFDA	515.0 / 470.0	91034.07	250.00
13C2-PFTeDA	715.0 / 670.0	N/A	13C2-PFDA	515.0 / 470.0	91034.07	250.00
13C3-PFBS	302.0 / 99.0	N/A	13C4-PFOS	503.0 / 99.0	17908.87	239.25
13C3-PFHxS	402.0 / 99.0	N/A	13C4-PFOS	503.0 / 99.0	17908.87	239.25
13C8-PFOS	507.0 / 99.0	N/A	13C4-PFOS	503.0 / 99.0	17908.87	239.25

BATTELLE

Summary Internal Standard Report

Created with Analyst Reporter
Printed: 05/10/2018 11:06:21 AM

Sample Name	J8241-FS-D(5)	**Injection Vial**	50
Sample ID	VC-PM649-DW01-0918	**Injection Volume**	10.00
Sample Type	Unknown	**Instrument Name**	QTRAP 5500
Acquisition Date	2018-10-03T05:21:46	**Data File**	18-0567.wiff
Acquisition Method	5-0369.dam	**Result Table**	18-0567_SIS
Sample Comment			

Results Summary

Analyte	MRM Transition	RT	IS	IS MRM Transition	IS Area	IS Conc. (ng/L)
13C2-PFDoA	615.0 / 570.0	N/A	13C2-PFDA	515.0 / 470.0	113198.82	250.00
d3-MeFOSAA	573.0 / 419.0	N/A	13C4-PFOS	503.0 / 99.0	32115.44	239.25
d5-EtFOSAA	589.0 / 419.0	N/A	13C4-PFOS	503.0 / 99.0	32115.44	239.25
13C5-PFHxA	318.0 / 273.0	N/A	13C2-PFOA	415.0 / 370.0	94545.86	250.00
13C4-PFHpA	367.0 / 322.0	2.24	13C2-PFOA	415.0 / 370.0	94545.86	250.00
13C8-PFOA	421.0 / 376.0	2.65	13C2-PFOA	415.0 / 370.0	94545.86	250.00
13C9-PFNA	472.0 / 427.0	N/A	13C2-PFOA	415.0 / 370.0	94545.86	250.00
13C6-PFDA	519.0 / 474.0	N/A	13C2-PFDA	515.0 / 470.0	113198.82	250.00
13C7-PFUnA	570.0 / 525.0	N/A	13C2-PFDA	515.0 / 470.0	113198.82	250.00
13C2-PFTeDA	715.0 / 670.0	N/A	13C2-PFDA	515.0 / 470.0	113198.82	250.00
13C3-PFBS	302.0 / 99.0	N/A	13C4-PFOS	503.0 / 99.0	32115.44	239.25
13C3-PFHxS	402.0 / 99.0	N/A	13C4-PFOS	503.0 / 99.0	32115.44	239.25
13C8-PFOS	507.0 / 99.0	N/A	13C4-PFOS	503.0 / 99.0	32115.44	239.25

BATTELLE

Summary Internal Standard Report

Sample Name	J8241-FS-D(7)	**Injection Vial**	51
Sample ID	VC-PM649-DW01-0918	**Injection Volume**	10.00
Sample Type	Unknown	**Instrument Name**	QTRAP 5500
Acquisition Date	2018-10-03T05:32:38	**Data File**	18-0567.wiff
Acquisition Method	5-0369.dam	**Result Table**	18-0567_SIS
Sample Comment			

Results Summary

Analyte	MRM Transition	RT	IS	IS MRM Transition	IS Area	IS Conc. (ng/L)
13C2-PFDoA	615.0 / 570.0	N/A	13C2-PFDA	515.0 / 470.0	112092.93	250.00
d3-MeFOSAA	573.0 / 419.0	3.56	13C4-PFOS	503.0 / 99.0	27571.19	239.25
d5-EtFOSAA	589.0 / 419.0	3.72	13C4-PFOS	503.0 / 99.0	27571.19	239.25
13C5-PFHxA	318.0 / 273.0	1.84	13C2-PFOA	415.0 / 370.0	99191.23	250.00
13C4-PFHpA	367.0 / 322.0	N/A	13C2-PFOA	415.0 / 370.0	99191.23	250.00
13C8-PFOA	421.0 / 376.0	N/A	13C2-PFOA	415.0 / 370.0	99191.23	250.00
13C9-PFNA	472.0 / 427.0	3.04	13C2-PFOA	415.0 / 370.0	99191.23	250.00
13C6-PFDA	519.0 / 474.0	N/A	13C2-PFDA	515.0 / 470.0	112092.93	250.00
13C7-PFUnA	570.0 / 525.0	N/A	13C2-PFDA	515.0 / 470.0	112092.93	250.00
13C2-PFTeDA	715.0 / 670.0	N/A	13C2-PFDA	515.0 / 470.0	112092.93	250.00
13C3-PFBS	302.0 / 99.0	1.52	13C4-PFOS	503.0 / 99.0	27571.19	239.25
13C3-PFHxS	402.0 / 99.0	2.27	13C4-PFOS	503.0 / 99.0	27571.19	239.25
13C8-PFOS	507.0 / 99.0	N/A	13C4-PFOS	503.0 / 99.0	27571.19	239.25

BATTELLE

Summary Internal Standard Report

Sample Name	J8242-FS(0)	**Injection Vial**	52
Sample ID	VC-PM649-DW01P-0918	**Injection Volume**	10.00
Sample Type	Unknown	**Instrument Name**	QTRAP 5500
Acquisition Date	2018-10-03T05:43:29	**Data File**	18-0567.wiff
Acquisition Method	5-0369.dam	**Result Table**	18-0567_SIS
Sample Comment			

Results Summary

Analyte	MRM Transition	RT	IS	IS MRM Transition	IS Area	IS Conc. (ng/L)
13C2-PFDoA	615.0 / 570.0	4.00	13C2-PFDA	515.0 / 470.0	105848.32	250.00
d3-MeFOSAA	573.0 / 419.0	3.55	13C4-PFOS	503.0 / 99.0	11186.92	239.25
d5-EtFOSAA	589.0 / 419.0	3.71	13C4-PFOS	503.0 / 99.0	11186.92	239.25
13C5-PFHxA	318.0 / 273.0	1.83	13C2-PFOA	415.0 / 370.0	189808.41	250.00
13C4-PFHpA	367.0 / 322.0	2.23	13C2-PFOA	415.0 / 370.0	189808.41	250.00
13C8-PFOA	421.0 / 376.0	2.65	13C2-PFOA	415.0 / 370.0	189808.41	250.00
13C9-PFNA	472.0 / 427.0	3.04	13C2-PFOA	415.0 / 370.0	189808.41	250.00
13C6-PFDA	519.0 / 474.0	3.39	13C2-PFDA	515.0 / 470.0	105848.32	250.00
13C7-PFUnA	570.0 / 525.0	3.71	13C2-PFDA	515.0 / 470.0	105848.32	250.00
13C2-PFTeDA	715.0 / 670.0	4.46	13C2-PFDA	515.0 / 470.0	105848.32	250.00
13C3-PFBS	302.0 / 99.0	1.51	13C4-PFOS	503.0 / 99.0	11186.92	239.25
13C3-PFHxS	402.0 / 99.0	2.26	13C4-PFOS	503.0 / 99.0	11186.92	239.25
13C8-PFOS	507.0 / 99.0	3.04	13C4-PFOS	503.0 / 99.0	11186.92	239.25

BATTELLE

Summary Internal Standard Report

Sample Name	J8242-FS-D(3)	**Injection Vial**	53
Sample ID	VC-PM649-DW01P-0918	**Injection Volume**	10.00
Sample Type	Unknown	**Instrument Name**	QTRAP 5500
Acquisition Date	2018-10-03T05:54:21	**Data File**	18-0567.wiff
Acquisition Method	5-0369.dam	**Result Table**	18-0567_SIS
Sample Comment			

Results Summary

Analyte	MRM Transition	RT	IS	IS MRM Transition	IS Area	IS Conc. (ng/L)
13C2-PFDoA	615.0 / 570.0	N/A	13C2-PFDA	515.0 / 470.0	102440.25	250.00
d3-MeFOSAA	573.0 / 419.0	N/A	13C4-PFOS	503.0 / 99.0	23209.17	239.25
d5-EtFOSAA	589.0 / 419.0	N/A	13C4-PFOS	503.0 / 99.0	23209.17	239.25
13C5-PFHxA	318.0 / 273.0	N/A	13C2-PFOA	415.0 / 370.0	93009.89	250.00
13C4-PFHpA	367.0 / 322.0	N/A	13C2-PFOA	415.0 / 370.0	93009.89	250.00
13C8-PFOA	421.0 / 376.0	N/A	13C2-PFOA	415.0 / 370.0	93009.89	250.00
13C9-PFNA	472.0 / 427.0	N/A	13C2-PFOA	415.0 / 370.0	93009.89	250.00
13C6-PFDA	519.0 / 474.0	N/A	13C2-PFDA	515.0 / 470.0	102440.25	250.00
13C7-PFUnA	570.0 / 525.0	N/A	13C2-PFDA	515.0 / 470.0	102440.25	250.00
13C2-PFTeDA	715.0 / 670.0	N/A	13C2-PFDA	515.0 / 470.0	102440.25	250.00
13C3-PFBS	302.0 / 99.0	1.51	13C4-PFOS	503.0 / 99.0	23209.17	239.25
13C3-PFHxS	402.0 / 99.0	N/A	13C4-PFOS	503.0 / 99.0	23209.17	239.25
13C8-PFOS	507.0 / 99.0	N/A	13C4-PFOS	503.0 / 99.0	23209.17	239.25

BATTELLE

Summary Internal Standard Report

Sample Name	J8242-FS-D(5)	**Injection Vial**	54
Sample ID	VC-PM649-DW01P-0918	**Injection Volume**	10.00
Sample Type	Unknown	**Instrument Name**	QTRAP 5500
Acquisition Date	2018-10-03T06:05:12	**Data File**	18-0567.wiff
Acquisition Method	5-0369.dam	**Result Table**	18-0567_SIS
Sample Comment			

Results Summary

Analyte	MRM Transition	RT	IS	IS MRM Transition	IS Area	IS Conc. (ng/L)
13C2-PFDoA	615.0 / 570.0	N/A	13C2-PFDA	515.0 / 470.0	98319.67	250.00
d3-MeFOSAA	573.0 / 419.0	N/A	13C4-PFOS	503.0 / 99.0	24121.22	239.25
d5-EtFOSAA	589.0 / 419.0	N/A	13C4-PFOS	503.0 / 99.0	24121.22	239.25
13C5-PFHxA	318.0 / 273.0	N/A	13C2-PFOA	415.0 / 370.0	89373.13	250.00
13C4-PFHpA	367.0 / 322.0	2.24	13C2-PFOA	415.0 / 370.0	89373.13	250.00
13C8-PFOA	421.0 / 376.0	N/A	13C2-PFOA	415.0 / 370.0	89373.13	250.00
13C9-PFNA	472.0 / 427.0	N/A	13C2-PFOA	415.0 / 370.0	89373.13	250.00
13C6-PFDA	519.0 / 474.0	N/A	13C2-PFDA	515.0 / 470.0	98319.67	250.00
13C7-PFUnA	570.0 / 525.0	N/A	13C2-PFDA	515.0 / 470.0	98319.67	250.00
13C2-PFTeDA	715.0 / 670.0	N/A	13C2-PFDA	515.0 / 470.0	98319.67	250.00
13C3-PFBS	302.0 / 99.0	N/A	13C4-PFOS	503.0 / 99.0	24121.22	239.25
13C3-PFHxS	402.0 / 99.0	N/A	13C4-PFOS	503.0 / 99.0	24121.22	239.25
13C8-PFOS	507.0 / 99.0	N/A	13C4-PFOS	503.0 / 99.0	24121.22	239.25

BATTELLE

Summary Internal Standard Report

Sample Name	J8242-FS-D(7)	**Injection Vial**	1
Sample ID	VC-PM649-DW01P-0918	**Injection Volume**	10.00
Sample Type	Unknown	**Instrument Name**	QTRAP 5500
Acquisition Date	2018-10-03T06:16:04	**Data File**	18-0567.wiff
Acquisition Method	5-0369.dam	**Result Table**	18-0567_SIS
Sample Comment			

Results Summary

Analyte	MRM Transition	RT	IS	IS MRM Transition	IS Area	IS Conc. (ng/L)
13C2-PFDoA	615.0 / 570.0	N/A	13C2-PFDA	515.0 / 470.0	88507.90	250.00
d3-MeFOSAA	573.0 / 419.0	3.56	13C4-PFOS	503.0 / 99.0	24735.73	239.25
d5-EtFOSAA	589.0 / 419.0	3.72	13C4-PFOS	503.0 / 99.0	24735.73	239.25
13C5-PFHxA	318.0 / 273.0	1.84	13C2-PFOA	415.0 / 370.0	79113.48	250.00
13C4-PFHpA	367.0 / 322.0	N/A	13C2-PFOA	415.0 / 370.0	79113.48	250.00
13C8-PFOA	421.0 / 376.0	2.65	13C2-PFOA	415.0 / 370.0	79113.48	250.00
13C9-PFNA	472.0 / 427.0	3.04	13C2-PFOA	415.0 / 370.0	79113.48	250.00
13C6-PFDA	519.0 / 474.0	N/A	13C2-PFDA	515.0 / 470.0	88507.90	250.00
13C7-PFUnA	570.0 / 525.0	N/A	13C2-PFDA	515.0 / 470.0	88507.90	250.00
13C2-PFTeDA	715.0 / 670.0	N/A	13C2-PFDA	515.0 / 470.0	88507.90	250.00
13C3-PFBS	302.0 / 99.0	1.52	13C4-PFOS	503.0 / 99.0	24735.73	239.25
13C3-PFHxS	402.0 / 99.0	2.27	13C4-PFOS	503.0 / 99.0	24735.73	239.25
13C8-PFOS	507.0 / 99.0	N/A	13C4-PFOS	503.0 / 99.0	24735.73	239.25

BATTELLE

Summary Internal Standard Report

Sample Name	J8243-FS-D(5)	**Injection Vial**	2
Sample ID	VC-PM649-DW02-0918	**Injection Volume**	10.00
Sample Type	Unknown	**Instrument Name**	QTRAP 5500
Acquisition Date	2018-10-03T06:26:58	**Data File**	18-0567.wiff
Acquisition Method	5-0369.dam	**Result Table**	18-0567_SIS
Sample Comment			

Results Summary

Analyte	MRM Transition	RT	IS	IS MRM Transition	IS Area	IS Conc. (ng/L)
13C2-PFDoA	615.0 / 570.0	N/A	13C2-PFDA	515.0 / 470.0	104207.89	250.00
d3-MeFOSAA	573.0 / 419.0	N/A	13C4-PFOS	503.0 / 99.0	29816.02	239.25
d5-EtFOSAA	589.0 / 419.0	N/A	13C4-PFOS	503.0 / 99.0	29816.02	239.25
13C5-PFHxA	318.0 / 273.0	N/A	13C2-PFOA	415.0 / 370.0	88295.59	250.00
13C4-PFHpA	367.0 / 322.0	N/A	13C2-PFOA	415.0 / 370.0	88295.59	250.00
13C8-PFOA	421.0 / 376.0	2.65	13C2-PFOA	415.0 / 370.0	88295.59	250.00
13C9-PFNA	472.0 / 427.0	N/A	13C2-PFOA	415.0 / 370.0	88295.59	250.00
13C6-PFDA	519.0 / 474.0	N/A	13C2-PFDA	515.0 / 470.0	104207.89	250.00
13C7-PFUnA	570.0 / 525.0	N/A	13C2-PFDA	515.0 / 470.0	104207.89	250.00
13C2-PFTeDA	715.0 / 670.0	N/A	13C2-PFDA	515.0 / 470.0	104207.89	250.00
13C3-PFBS	302.0 / 99.0	N/A	13C4-PFOS	503.0 / 99.0	29816.02	239.25
13C3-PFHxS	402.0 / 99.0	2.27	13C4-PFOS	503.0 / 99.0	29816.02	239.25
13C8-PFOS	507.0 / 99.0	N/A	13C4-PFOS	503.0 / 99.0	29816.02	239.25

BATTELLE

Summary Internal Standard Report

Sample Name	J8243-FS-D(7)	**Injection Vial**	3
Sample ID	VC-PM649-DW02-0918	**Injection Volume**	10.00
Sample Type	Unknown	**Instrument Name**	QTRAP 5500
Acquisition Date	2018-10-03T06:37:51	**Data File**	18-0567.wiff
Acquisition Method	5-0369.dam	**Result Table**	18-0567_SIS
Sample Comment			

Results Summary

Analyte	MRM Transition	RT	IS	IS MRM Transition	IS Area	IS Conc. (ng/L)
13C2-PFDoA	615.0 / 570.0	N/A	13C2-PFDA	515.0 / 470.0	115478.96	250.00
d3-MeFOSAA	573.0 / 419.0	N/A	13C4-PFOS	503.0 / 99.0	33909.41	239.25
d5-EtFOSAA	589.0 / 419.0	N/A	13C4-PFOS	503.0 / 99.0	33909.41	239.25
13C5-PFHxA	318.0 / 273.0	N/A	13C2-PFOA	415.0 / 370.0	102412.11	250.00
13C4-PFHpA	367.0 / 322.0	N/A	13C2-PFOA	415.0 / 370.0	102412.11	250.00
13C8-PFOA	421.0 / 376.0	N/A	13C2-PFOA	415.0 / 370.0	102412.11	250.00
13C9-PFNA	472.0 / 427.0	3.04	13C2-PFOA	415.0 / 370.0	102412.11	250.00
13C6-PFDA	519.0 / 474.0	N/A	13C2-PFDA	515.0 / 470.0	115478.96	250.00
13C7-PFUnA	570.0 / 525.0	N/A	13C2-PFDA	515.0 / 470.0	115478.96	250.00
13C2-PFTeDA	715.0 / 670.0	N/A	13C2-PFDA	515.0 / 470.0	115478.96	250.00
13C3-PFBS	302.0 / 99.0	N/A	13C4-PFOS	503.0 / 99.0	33909.41	239.25
13C3-PFHxS	402.0 / 99.0	N/A	13C4-PFOS	503.0 / 99.0	33909.41	239.25
13C8-PFOS	507.0 / 99.0	N/A	13C4-PFOS	503.0 / 99.0	33909.41	239.25

BATTELLE

Summary Internal Standard Report

Sample Name	J8244-FS(0)	**Injection Vial**	6
Sample ID	VC-PM649-DW03-0918	**Injection Volume**	10.00
Sample Type	Unknown	**Instrument Name**	QTRAP 5500
Acquisition Date	2018-10-03T07:21:24	**Data File**	18-0567.wiff
Acquisition Method	5-0369.dam	**Result Table**	18-0567_SIS
Sample Comment			

Results Summary

Analyte	MRM Transition	RT	IS	IS MRM Transition	IS Area	IS Conc. (ng/L)
13C2-PFDoA	615.0 / 570.0	4.00	13C2-PFDA	515.0 / 470.0	73314.83	250.00
d3-MeFOSAA	573.0 / 419.0	3.55	13C4-PFOS	503.0 / 99.0	15181.27	239.25
d5-EtFOSAA	589.0 / 419.0	3.71	13C4-PFOS	503.0 / 99.0	15181.27	239.25
13C5-PFHxA	318.0 / 273.0	1.83	13C2-PFOA	415.0 / 370.0	598385.19	250.00
13C4-PFHpA	367.0 / 322.0	2.23	13C2-PFOA	415.0 / 370.0	598385.19	250.00
13C8-PFOA	421.0 / 376.0	2.64	13C2-PFOA	415.0 / 370.0	598385.19	250.00
13C9-PFNA	472.0 / 427.0	3.03	13C2-PFOA	415.0 / 370.0	598385.19	250.00
13C6-PFDA	519.0 / 474.0	3.39	13C2-PFDA	515.0 / 470.0	73314.83	250.00
13C7-PFUnA	570.0 / 525.0	3.71	13C2-PFDA	515.0 / 470.0	73314.83	250.00
13C2-PFTeDA	715.0 / 670.0	4.46	13C2-PFDA	515.0 / 470.0	73314.83	250.00
13C3-PFBS	302.0 / 99.0	1.50	13C4-PFOS	503.0 / 99.0	15181.27	239.25
13C3-PFHxS	402.0 / 99.0	2.26	13C4-PFOS	503.0 / 99.0	15181.27	239.25
13C8-PFOS	507.0 / 99.0	3.03	13C4-PFOS	503.0 / 99.0	15181.27	239.25

BATTELLE

Summary Internal Standard Report

Sample Name	J8244-FS-D(3)	**Injection Vial**	7
Sample ID	VC-PM649-DW03-0918	**Injection Volume**	10.00
Sample Type	Unknown	**Instrument Name**	QTRAP 5500
Acquisition Date	2018-10-03T07:32:17	**Data File**	18-0567.wiff
Acquisition Method	5-0369.dam	**Result Table**	18-0567_SIS
Sample Comment			

Results Summary

Analyte	MRM Transition	RT	IS	IS MRM Transition	IS Area	IS Conc. (ng/L)
13C2-PFDoA	615.0 / 570.0	N/A	13C2-PFDA	515.0 / 470.0	119912.94	250.00
d3-MeFOSAA	573.0 / 419.0	N/A	13C4-PFOS	503.0 / 99.0	32546.86	239.25
d5-EtFOSAA	589.0 / 419.0	N/A	13C4-PFOS	503.0 / 99.0	32546.86	239.25
13C5-PFHxA	318.0 / 273.0	1.83	13C2-PFOA	415.0 / 370.0	146972.29	250.00
13C4-PFHpA	367.0 / 322.0	2.24	13C2-PFOA	415.0 / 370.0	146972.29	250.00
13C8-PFOA	421.0 / 376.0	N/A	13C2-PFOA	415.0 / 370.0	146972.29	250.00
13C9-PFNA	472.0 / 427.0	N/A	13C2-PFOA	415.0 / 370.0	146972.29	250.00
13C6-PFDA	519.0 / 474.0	N/A	13C2-PFDA	515.0 / 470.0	119912.94	250.00
13C7-PFUnA	570.0 / 525.0	N/A	13C2-PFDA	515.0 / 470.0	119912.94	250.00
13C2-PFTeDA	715.0 / 670.0	N/A	13C2-PFDA	515.0 / 470.0	119912.94	250.00
13C3-PFBS	302.0 / 99.0	N/A	13C4-PFOS	503.0 / 99.0	32546.86	239.25
13C3-PFHxS	402.0 / 99.0	N/A	13C4-PFOS	503.0 / 99.0	32546.86	239.25
13C8-PFOS	507.0 / 99.0	N/A	13C4-PFOS	503.0 / 99.0	32546.86	239.25

BATTELLE

Summary Internal Standard Report

Sample Name	J8244-FS-D(5)	**Injection Vial**	8
Sample ID	VC-PM649-DW03-0918	**Injection Volume**	10.00
Sample Type	Unknown	**Instrument Name**	QTRAP 5500
Acquisition Date	2018-10-03T07:43:10	**Data File**	18-0567.wiff
Acquisition Method	5-0369.dam	**Result Table**	18-0567_SIS
Sample Comment			

Results Summary

Analyte	MRM Transition	RT	IS	IS MRM Transition	IS Area	IS Conc. (ng/L)
13C2-PFDoA	615.0 / 570.0	N/A	13C2-PFDA	515.0 / 470.0	109302.64	250.00
d3-MeFOSAA	573.0 / 419.0	N/A	13C4-PFOS	503.0 / 99.0	30686.82	239.25
d5-EtFOSAA	589.0 / 419.0	N/A	13C4-PFOS	503.0 / 99.0	30686.82	239.25
13C5-PFHxA	318.0 / 273.0	N/A	13C2-PFOA	415.0 / 370.0	96343.13	250.00
13C4-PFHpA	367.0 / 322.0	N/A	13C2-PFOA	415.0 / 370.0	96343.13	250.00
13C8-PFOA	421.0 / 376.0	N/A	13C2-PFOA	415.0 / 370.0	96343.13	250.00
13C9-PFNA	472.0 / 427.0	N/A	13C2-PFOA	415.0 / 370.0	96343.13	250.00
13C6-PFDA	519.0 / 474.0	N/A	13C2-PFDA	515.0 / 470.0	109302.64	250.00
13C7-PFUnA	570.0 / 525.0	N/A	13C2-PFDA	515.0 / 470.0	109302.64	250.00
13C2-PFTeDA	715.0 / 670.0	N/A	13C2-PFDA	515.0 / 470.0	109302.64	250.00
13C3-PFBS	302.0 / 99.0	N/A	13C4-PFOS	503.0 / 99.0	30686.82	239.25
13C3-PFHxS	402.0 / 99.0	N/A	13C4-PFOS	503.0 / 99.0	30686.82	239.25
13C8-PFOS	507.0 / 99.0	N/A	13C4-PFOS	503.0 / 99.0	30686.82	239.25

BATTELLE

Summary Internal Standard Report

Sample Name	J8244-FS-D(7)	**Injection Vial**	9
Sample ID	VC-PM649-DW03-0918	**Injection Volume**	10.00
Sample Type	Unknown	**Instrument Name**	QTRAP 5500
Acquisition Date	2018-10-03T07:54:03	**Data File**	18-0567.wiff
Acquisition Method	5-0369.dam	**Result Table**	18-0567_SIS
Sample Comment			

Results Summary

Analyte	MRM Transition	RT	IS	IS MRM Transition	IS Area	IS Conc. (ng/L)
13C2-PFDoA	615.0 / 570.0	N/A	13C2-PFDA	515.0 / 470.0	118908.60	250.00
d3-MeFOSAA	573.0 / 419.0	3.56	13C4-PFOS	503.0 / 99.0	32223.30	239.25
d5-EtFOSAA	589.0 / 419.0	3.72	13C4-PFOS	503.0 / 99.0	32223.30	239.25
13C5-PFHxA	318.0 / 273.0	N/A	13C2-PFOA	415.0 / 370.0	122361.71	250.00
13C4-PFHpA	367.0 / 322.0	N/A	13C2-PFOA	415.0 / 370.0	122361.71	250.00
13C8-PFOA	421.0 / 376.0	N/A	13C2-PFOA	415.0 / 370.0	122361.71	250.00
13C9-PFNA	472.0 / 427.0	3.04	13C2-PFOA	415.0 / 370.0	122361.71	250.00
13C6-PFDA	519.0 / 474.0	N/A	13C2-PFDA	515.0 / 470.0	118908.60	250.00
13C7-PFUnA	570.0 / 525.0	N/A	13C2-PFDA	515.0 / 470.0	118908.60	250.00
13C2-PFTeDA	715.0 / 670.0	N/A	13C2-PFDA	515.0 / 470.0	118908.60	250.00
13C3-PFBS	302.0 / 99.0	1.52	13C4-PFOS	503.0 / 99.0	32223.30	239.25
13C3-PFHxS	402.0 / 99.0	2.26	13C4-PFOS	503.0 / 99.0	32223.30	239.25
13C8-PFOS	507.0 / 99.0	3.04	13C4-PFOS	503.0 / 99.0	32223.30	239.25

BATTELLE

Summary Internal Standard Report

Sample Name	J8245-FS(0)	**Injection Vial**	10
Sample ID	VC-PM649-DW04-0918	**Injection Volume**	10.00
Sample Type	Unknown	**Instrument Name**	QTRAP 5500
Acquisition Date	2018-10-03T08:04:56	**Data File**	18-0567.wiff
Acquisition Method	5-0369.dam	**Result Table**	18-0567_SIS
Sample Comment			

Results Summary

Analyte	MRM Transition	RT	IS	IS MRM Transition	IS Area	IS Conc. (ng/L)
13C2-PFDoA	615.0 / 570.0	3.99	13C2-PFDA	515.0 / 470.0	95801.67	250.00
d3-MeFOSAA	573.0 / 419.0	3.54	13C4-PFOS	503.0 / 99.0	17086.58	239.25
d5-EtFOSAA	589.0 / 419.0	3.70	13C4-PFOS	503.0 / 99.0	17086.58	239.25
13C5-PFHxA	318.0 / 273.0	1.84	13C2-PFOA	415.0 / 370.0	152655.19	250.00
13C4-PFHpA	367.0 / 322.0	2.24	13C2-PFOA	415.0 / 370.0	152655.19	250.00
13C8-PFOA	421.0 / 376.0	2.65	13C2-PFOA	415.0 / 370.0	152655.19	250.00
13C9-PFNA	472.0 / 427.0	3.04	13C2-PFOA	415.0 / 370.0	152655.19	250.00
13C6-PFDA	519.0 / 474.0	3.39	13C2-PFDA	515.0 / 470.0	95801.67	250.00
13C7-PFUnA	570.0 / 525.0	3.69	13C2-PFDA	515.0 / 470.0	95801.67	250.00
13C2-PFTeDA	715.0 / 670.0	4.46	13C2-PFDA	515.0 / 470.0	95801.67	250.00
13C3-PFBS	302.0 / 99.0	1.52	13C4-PFOS	503.0 / 99.0	17086.58	239.25
13C3-PFHxS	402.0 / 99.0	2.27	13C4-PFOS	503.0 / 99.0	17086.58	239.25
13C8-PFOS	507.0 / 99.0	3.04	13C4-PFOS	503.0 / 99.0	17086.58	239.25

BATTELLE

Summary Internal Standard Report

Sample Name	J8245-FS-D(3)	**Injection Vial**	11
Sample ID	VC-PM649-DW04-0918	**Injection Volume**	10.00
Sample Type	Unknown	**Instrument Name**	QTRAP 5500
Acquisition Date	2018-10-03T08:15:51	**Data File**	18-0567.wiff
Acquisition Method	5-0369.dam	**Result Table**	18-0567_SIS
Sample Comment			

Results Summary

Analyte	MRM Transition	RT	IS	IS MRM Transition	IS Area	IS Conc. (ng/L)
13C2-PFDoA	615.0 / 570.0	N/A	13C2-PFDA	515.0 / 470.0	117961.19	250.00
d3-MeFOSAA	573.0 / 419.0	N/A	13C4-PFOS	503.0 / 99.0	25279.74	239.25
d5-EtFOSAA	589.0 / 419.0	N/A	13C4-PFOS	503.0 / 99.0	25279.74	239.25
13C5-PFHxA	318.0 / 273.0	N/A	13C2-PFOA	415.0 / 370.0	110920.57	250.00
13C4-PFHpA	367.0 / 322.0	N/A	13C2-PFOA	415.0 / 370.0	110920.57	250.00
13C8-PFOA	421.0 / 376.0	N/A	13C2-PFOA	415.0 / 370.0	110920.57	250.00
13C9-PFNA	472.0 / 427.0	N/A	13C2-PFOA	415.0 / 370.0	110920.57	250.00
13C6-PFDA	519.0 / 474.0	N/A	13C2-PFDA	515.0 / 470.0	117961.19	250.00
13C7-PFUnA	570.0 / 525.0	N/A	13C2-PFDA	515.0 / 470.0	117961.19	250.00
13C2-PFTeDA	715.0 / 670.0	N/A	13C2-PFDA	515.0 / 470.0	117961.19	250.00
13C3-PFBS	302.0 / 99.0	1.52	13C4-PFOS	503.0 / 99.0	25279.74	239.25
13C3-PFHxS	402.0 / 99.0	N/A	13C4-PFOS	503.0 / 99.0	25279.74	239.25
13C8-PFOS	507.0 / 99.0	N/A	13C4-PFOS	503.0 / 99.0	25279.74	239.25

BATTELLE

Summary Internal Standard Report

Sample Name	J8245-FS-D(5)	**Injection Vial**	12
Sample ID	VC-PM649-DW04-0918	**Injection Volume**	10.00
Sample Type	Unknown	**Instrument Name**	QTRAP 5500
Acquisition Date	2018-10-03T08:26:44	**Data File**	18-0567.wiff
Acquisition Method	5-0369.dam	**Result Table**	18-0567_SIS
Sample Comment			

Results Summary

Analyte	MRM Transition	RT	IS	IS MRM Transition	IS Area	IS Conc. (ng/L)
13C2-PFDoA	615.0 / 570.0	N/A	13C2-PFDA	515.0 / 470.0	123843.03	250.00
d3-MeFOSAA	573.0 / 419.0	N/A	13C4-PFOS	503.0 / 99.0	31491.25	239.25
d5-EtFOSAA	589.0 / 419.0	N/A	13C4-PFOS	503.0 / 99.0	31491.25	239.25
13C5-PFHxA	318.0 / 273.0	N/A	13C2-PFOA	415.0 / 370.0	107287.72	250.00
13C4-PFHpA	367.0 / 322.0	2.24	13C2-PFOA	415.0 / 370.0	107287.72	250.00
13C8-PFOA	421.0 / 376.0	N/A	13C2-PFOA	415.0 / 370.0	107287.72	250.00
13C9-PFNA	472.0 / 427.0	N/A	13C2-PFOA	415.0 / 370.0	107287.72	250.00
13C6-PFDA	519.0 / 474.0	N/A	13C2-PFDA	515.0 / 470.0	123843.03	250.00
13C7-PFUnA	570.0 / 525.0	N/A	13C2-PFDA	515.0 / 470.0	123843.03	250.00
13C2-PFTeDA	715.0 / 670.0	N/A	13C2-PFDA	515.0 / 470.0	123843.03	250.00
13C3-PFBS	302.0 / 99.0	N/A	13C4-PFOS	503.0 / 99.0	31491.25	239.25
13C3-PFHxS	402.0 / 99.0	N/A	13C4-PFOS	503.0 / 99.0	31491.25	239.25
13C8-PFOS	507.0 / 99.0	N/A	13C4-PFOS	503.0 / 99.0	31491.25	239.25

BATTELLE

Summary Internal Standard Report

Created with Analyst Reporter
Printed: 05/10/2018 11:07:20 AM

Sample Name	J8245-FS-D(7)	**Injection Vial**	13
Sample ID	VC-PM649-DW04-0918	**Injection Volume**	10.00
Sample Type	Unknown	**Instrument Name**	QTRAP 5500
Acquisition Date	2018-10-03T08:37:38	**Data File**	18-0567.wiff
Acquisition Method	5-0369.dam	**Result Table**	18-0567_SIS
Sample Comment			

Results Summary

Analyte	MRM Transition	RT	IS	IS MRM Transition	IS Area	IS Conc. (ng/L)
13C2-PFDoA	615.0 / 570.0	N/A	13C2-PFDA	515.0 / 470.0	110040.85	250.00
d3-MeFOSAA	573.0 / 419.0	3.52	13C4-PFOS	503.0 / 99.0	33922.07	239.25
d5-EtFOSAA	589.0 / 419.0	3.67	13C4-PFOS	503.0 / 99.0	33922.07	239.25
13C5-PFHxA	318.0 / 273.0	1.83	13C2-PFOA	415.0 / 370.0	100974.76	250.00
13C4-PFHpA	367.0 / 322.0	N/A	13C2-PFOA	415.0 / 370.0	100974.76	250.00
13C8-PFOA	421.0 / 376.0	2.64	13C2-PFOA	415.0 / 370.0	100974.76	250.00
13C9-PFNA	472.0 / 427.0	3.02	13C2-PFOA	415.0 / 370.0	100974.76	250.00
13C6-PFDA	519.0 / 474.0	N/A	13C2-PFDA	515.0 / 470.0	110040.85	250.00
13C7-PFUnA	570.0 / 525.0	N/A	13C2-PFDA	515.0 / 470.0	110040.85	250.00
13C2-PFTeDA	715.0 / 670.0	N/A	13C2-PFDA	515.0 / 470.0	110040.85	250.00
13C3-PFBS	302.0 / 99.0	N/A	13C4-PFOS	503.0 / 99.0	33922.07	239.25
13C3-PFHxS	402.0 / 99.0	2.27	13C4-PFOS	503.0 / 99.0	33922.07	239.25
13C8-PFOS	507.0 / 99.0	3.01	13C4-PFOS	503.0 / 99.0	33922.07	239.25

BATTELLE

Summary Internal Standard Report

Sample Name	J8243-FS(0)	**Injection Vial**	14
Sample ID	VC-PM649-DW02-0918	**Injection Volume**	10.00
Sample Type	Unknown	**Instrument Name**	QTRAP 5500
Acquisition Date	2018-10-03T08:48:31	**Data File**	18-0567.wiff
Acquisition Method	5-0369.dam	**Result Table**	18-0567_SIS
Sample Comment			

Results Summary

Analyte	MRM Transition	RT	IS	IS MRM Transition	IS Area	IS Conc. (ng/L)
13C2-PFDoA	615.0 / 570.0	3.96	13C2-PFDA	515.0 / 470.0	88109.30	250.00
d3-MeFOSAA	573.0 / 419.0	3.52	13C4-PFOS	503.0 / 99.0	24778.70	239.25
d5-EtFOSAA	589.0 / 419.0	3.68	13C4-PFOS	503.0 / 99.0	24778.70	239.25
13C5-PFHxA	318.0 / 273.0	1.82	13C2-PFOA	415.0 / 370.0	236682.29	250.00
13C4-PFHpA	367.0 / 322.0	2.21	13C2-PFOA	415.0 / 370.0	236682.29	250.00
13C8-PFOA	421.0 / 376.0	2.62	13C2-PFOA	415.0 / 370.0	236682.29	250.00
13C9-PFNA	472.0 / 427.0	3.01	13C2-PFOA	415.0 / 370.0	236682.29	250.00
13C6-PFDA	519.0 / 474.0	3.36	13C2-PFDA	515.0 / 470.0	88109.30	250.00
13C7-PFUnA	570.0 / 525.0	3.68	13C2-PFDA	515.0 / 470.0	88109.30	250.00
13C2-PFTeDA	715.0 / 670.0	4.43	13C2-PFDA	515.0 / 470.0	88109.30	250.00
13C3-PFBS	302.0 / 99.0	1.50	13C4-PFOS	503.0 / 99.0	24778.70	239.25
13C3-PFHxS	402.0 / 99.0	2.24	13C4-PFOS	503.0 / 99.0	24778.70	239.25
13C8-PFOS	507.0 / 99.0	3.01	13C4-PFOS	503.0 / 99.0	24778.70	239.25

Sample Name	J8243-FS-D(3)	**Injection Vial**	15
Sample ID	VC-PM649-DW02-0918	**Injection Volume**	10.00
Sample Type	Unknown	**Instrument Name**	QTRAP 5500
Acquisition Date	2018-10-03T08:59:24	**Data File**	18-0567.wiff
Acquisition Method	5-0369.dam	**Result Table**	18-0567_SIS
Sample Comment			

Results Summary

Analyte	MRM Transition	RT	IS	IS MRM Transition	IS Area	IS Conc. (ng/L)
13C2-PFDoA	615.0 / 570.0	N/A	13C2-PFDA	515.0 / 470.0	97327.70	250.00
d3-MeFOSAA	573.0 / 419.0	N/A	13C4-PFOS	503.0 / 99.0	26022.11	239.25
d5-EtFOSAA	589.0 / 419.0	N/A	13C4-PFOS	503.0 / 99.0	26022.11	239.25
13C5-PFHxA	318.0 / 273.0	1.83	13C2-PFOA	415.0 / 370.0	101150.91	250.00
13C4-PFHpA	367.0 / 322.0	2.23	13C2-PFOA	415.0 / 370.0	101150.91	250.00
13C8-PFOA	421.0 / 376.0	N/A	13C2-PFOA	415.0 / 370.0	101150.91	250.00
13C9-PFNA	472.0 / 427.0	N/A	13C2-PFOA	415.0 / 370.0	101150.91	250.00
13C6-PFDA	519.0 / 474.0	N/A	13C2-PFDA	515.0 / 470.0	97327.70	250.00
13C7-PFUnA	570.0 / 525.0	N/A	13C2-PFDA	515.0 / 470.0	97327.70	250.00
13C2-PFTeDA	715.0 / 670.0	N/A	13C2-PFDA	515.0 / 470.0	97327.70	250.00
13C3-PFBS	302.0 / 99.0	1.51	13C4-PFOS	503.0 / 99.0	26022.11	239.25
13C3-PFHxS	402.0 / 99.0	N/A	13C4-PFOS	503.0 / 99.0	26022.11	239.25
13C8-PFOS	507.0 / 99.0	3.02	13C4-PFOS	503.0 / 99.0	26022.11	239.25

BATTELLE

Summary Internal Standard Report

Sample Name	J8213-FS(0)	**Injection Vial**	18
Sample ID	VC-PM3009-DW03-0918	**Injection Volume**	10.00
Sample Type	Unknown	**Instrument Name**	QTRAP 5500
Acquisition Date	2018-10-03T09:42:55	**Data File**	18-0567.wiff
Acquisition Method	5-0369.dam	**Result Table**	18-0567_SIS
Sample Comment			

Results Summary

Analyte	MRM Transition	RT	IS	IS MRM Transition	IS Area	IS Conc. (ng/L)
13C2-PFDoA	615.0 / 570.0	4.00	13C2-PFDA	515.0 / 470.0	87793.93	250.00
d3-MeFOSAA	573.0 / 419.0	3.56	13C4-PFOS	503.0 / 99.0	17930.33	239.25
d5-EtFOSAA	589.0 / 419.0	3.71	13C4-PFOS	503.0 / 99.0	17930.33	239.25
13C5-PFHxA	318.0 / 273.0	1.83	13C2-PFOA	415.0 / 370.0	68370.17	250.00
13C4-PFHpA	367.0 / 322.0	2.24	13C2-PFOA	415.0 / 370.0	68370.17	250.00
13C8-PFOA	421.0 / 376.0	2.65	13C2-PFOA	415.0 / 370.0	68370.17	250.00
13C9-PFNA	472.0 / 427.0	3.04	13C2-PFOA	415.0 / 370.0	68370.17	250.00
13C6-PFDA	519.0 / 474.0	3.39	13C2-PFDA	515.0 / 470.0	87793.93	250.00
13C7-PFUnA	570.0 / 525.0	3.71	13C2-PFDA	515.0 / 470.0	87793.93	250.00
13C2-PFTeDA	715.0 / 670.0	4.46	13C2-PFDA	515.0 / 470.0	87793.93	250.00
13C3-PFBS	302.0 / 99.0	1.51	13C4-PFOS	503.0 / 99.0	17930.33	239.25
13C3-PFHxS	402.0 / 99.0	2.26	13C4-PFOS	503.0 / 99.0	17930.33	239.25
13C8-PFOS	507.0 / 99.0	3.04	13C4-PFOS	503.0 / 99.0	17930.33	239.25

BATTELLE

Summary Internal Standard Report

Sample Name	J8217-FS(0)	**Injection Vial**	20
Sample ID	VC-PM372-DW03-0918	**Injection Volume**	10.00
Sample Type	Unknown	**Instrument Name**	QTRAP 5500
Acquisition Date	2018-10-03T10:04:42	**Data File**	18-0567.wiff
Acquisition Method	5-0369.dam	**Result Table**	18-0567_SIS
Sample Comment			

Results Summary

Analyte	MRM Transition	RT	IS	IS MRM Transition	IS Area	IS Conc. (ng/L)
13C2-PFDoA	615.0 / 570.0	4.00	13C2-PFDA	515.0 / 470.0	100845.81	250.00
d3-MeFOSAA	573.0 / 419.0	3.55	13C4-PFOS	503.0 / 99.0	22463.48	239.25
d5-EtFOSAA	589.0 / 419.0	3.71	13C4-PFOS	503.0 / 99.0	22463.48	239.25
13C5-PFHxA	318.0 / 273.0	1.83	13C2-PFOA	415.0 / 370.0	73158.23	250.00
13C4-PFHpA	367.0 / 322.0	2.23	13C2-PFOA	415.0 / 370.0	73158.23	250.00
13C8-PFOA	421.0 / 376.0	2.64	13C2-PFOA	415.0 / 370.0	73158.23	250.00
13C9-PFNA	472.0 / 427.0	3.03	13C2-PFOA	415.0 / 370.0	73158.23	250.00
13C6-PFDA	519.0 / 474.0	3.39	13C2-PFDA	515.0 / 470.0	100845.81	250.00
13C7-PFUnA	570.0 / 525.0	3.71	13C2-PFDA	515.0 / 470.0	100845.81	250.00
13C2-PFTeDA	715.0 / 670.0	4.46	13C2-PFDA	515.0 / 470.0	100845.81	250.00
13C3-PFBS	302.0 / 99.0	1.51	13C4-PFOS	503.0 / 99.0	22463.48	239.25
13C3-PFHxS	402.0 / 99.0	2.25	13C4-PFOS	503.0 / 99.0	22463.48	239.25
13C8-PFOS	507.0 / 99.0	3.03	13C4-PFOS	503.0 / 99.0	22463.48	239.25

BATTELLE

Summary Internal Standard Report

Created with Analyst Reporter
Printed: 16/10/2018 6:19:08 PM

Sample Name	KB35 IB	**Injection Vial**	2
Sample ID	Instrument Blank	**Injection Volume**	10.00
Sample Type	Unknown	**Instrument Name**	QTRAP 5500
Acquisition Date	2018-10-03T16:08:06	**Data File**	18-0567.wiff
Acquisition Method	5-0369.dam	**Result Table**	18-0567_SIS
Sample Comment			

Results Summary

Analyte	MRM Transition	RT	IS	IS MRM Transition	IS Area	IS Conc. (ng/L)
13C2-PFDoA	615.0 / 570.0	4.05	13C2-PFDA	515.0 / 470.0	102173.31	250.00
d3-MeFOSAA	573.0 / 419.0	3.60	13C4-PFOS	503.0 / 99.0	29991.29	239.25
d5-EtFOSAA	589.0 / 419.0	3.76	13C4-PFOS	503.0 / 99.0	29991.29	239.25
13C5-PFHxA	318.0 / 273.0	1.86	13C2-PFOA	415.0 / 370.0	90829.29	250.00
13C4-PFHpA	367.0 / 322.0	2.27	13C2-PFOA	415.0 / 370.0	90829.29	250.00
13C8-PFOA	421.0 / 376.0	2.68	13C2-PFOA	415.0 / 370.0	90829.29	250.00
13C9-PFNA	472.0 / 427.0	3.08	13C2-PFOA	415.0 / 370.0	90829.29	250.00
13C6-PFDA	519.0 / 474.0	3.43	13C2-PFDA	515.0 / 470.0	102173.31	250.00
13C7-PFUnA	570.0 / 525.0	3.76	13C2-PFDA	515.0 / 470.0	102173.31	250.00
13C2-PFTeDA	715.0 / 670.0	4.52	13C2-PFDA	515.0 / 470.0	102173.31	250.00
13C3-PFBS	302.0 / 99.0	1.53	13C4-PFOS	503.0 / 99.0	29991.29	239.25
13C3-PFHxS	402.0 / 99.0	2.30	13C4-PFOS	503.0 / 99.0	29991.29	239.25
13C8-PFOS	507.0 / 99.0	3.07	13C4-PFOS	503.0 / 99.0	29991.29	239.25

BATTELLE

Summary Internal Standard Report

Sample Name	J8216-FS-D(7)	**Injection Vial**	4
Sample ID	VC-PM372-DW02P-0918	**Injection Volume**	10.00
Sample Type	Unknown	**Instrument Name**	QTRAP 5500
Acquisition Date	2018-10-03T16:29:53	**Data File**	18-0567.wiff
Acquisition Method	5-0369.dam	**Result Table**	18-0567_SIS
Sample Comment			

Results Summary

Analyte	MRM Transition	RT	IS	IS MRM Transition	IS Area	IS Conc. (ng/L)
13C2-PFDoA	615.0 / 570.0	N/A	13C2-PFDA	515.0 / 470.0	103331.16	250.00
d3-MeFOSAA	573.0 / 419.0	N/A	13C4-PFOS	503.0 / 99.0	34148.23	239.25
d5-EtFOSAA	589.0 / 419.0	N/A	13C4-PFOS	503.0 / 99.0	34148.23	239.25
13C5-PFHxA	318.0 / 273.0	N/A	13C2-PFOA	415.0 / 370.0	106022.13	250.00
13C4-PFHpA	367.0 / 322.0	N/A	13C2-PFOA	415.0 / 370.0	106022.13	250.00
13C8-PFOA	421.0 / 376.0	N/A	13C2-PFOA	415.0 / 370.0	106022.13	250.00
13C9-PFNA	472.0 / 427.0	N/A	13C2-PFOA	415.0 / 370.0	106022.13	250.00
13C6-PFDA	519.0 / 474.0	N/A	13C2-PFDA	515.0 / 470.0	103331.16	250.00
13C7-PFUnA	570.0 / 525.0	N/A	13C2-PFDA	515.0 / 470.0	103331.16	250.00
13C2-PFTeDA	715.0 / 670.0	N/A	13C2-PFDA	515.0 / 470.0	103331.16	250.00
13C3-PFBS	302.0 / 99.0	N/A	13C4-PFOS	503.0 / 99.0	34148.23	239.25
13C3-PFHxS	402.0 / 99.0	2.28	13C4-PFOS	503.0 / 99.0	34148.23	239.25
13C8-PFOS	507.0 / 99.0	N/A	13C4-PFOS	503.0 / 99.0	34148.23	239.25

BATTELLE

Summary Internal Standard Report

Sample Name	J8241-FS-D(9)	**Injection Vial**	5
Sample ID	VC-PM649-DW01-0918	**Injection Volume**	10.00
Sample Type	Unknown	**Instrument Name**	QTRAP 5500
Acquisition Date	2018-10-03T16:40:45	**Data File**	18-0567.wiff
Acquisition Method	5-0369.dam	**Result Table**	18-0567_SIS
Sample Comment			

Results Summary

Analyte	MRM Transition	RT	IS	IS MRM Transition	IS Area	IS Conc. (ng/L)
13C2-PFDoA	615.0 / 570.0	N/A	13C2-PFDA	515.0 / 470.0	100618.76	250.00
d3-MeFOSAA	573.0 / 419.0	N/A	13C4-PFOS	503.0 / 99.0	30457.12	239.25
d5-EtFOSAA	589.0 / 419.0	N/A	13C4-PFOS	503.0 / 99.0	30457.12	239.25
13C5-PFHxA	318.0 / 273.0	N/A	13C2-PFOA	415.0 / 370.0	89432.42	250.00
13C4-PFHpA	367.0 / 322.0	N/A	13C2-PFOA	415.0 / 370.0	89432.42	250.00
13C8-PFOA	421.0 / 376.0	N/A	13C2-PFOA	415.0 / 370.0	89432.42	250.00
13C9-PFNA	472.0 / 427.0	N/A	13C2-PFOA	415.0 / 370.0	89432.42	250.00
13C6-PFDA	519.0 / 474.0	N/A	13C2-PFDA	515.0 / 470.0	100618.76	250.00
13C7-PFUnA	570.0 / 525.0	N/A	13C2-PFDA	515.0 / 470.0	100618.76	250.00
13C2-PFTeDA	715.0 / 670.0	N/A	13C2-PFDA	515.0 / 470.0	100618.76	250.00
13C3-PFBS	302.0 / 99.0	N/A	13C4-PFOS	503.0 / 99.0	30457.12	239.25
13C3-PFHxS	402.0 / 99.0	N/A	13C4-PFOS	503.0 / 99.0	30457.12	239.25
13C8-PFOS	507.0 / 99.0	3.06	13C4-PFOS	503.0 / 99.0	30457.12	239.25

Sample Name	J8242-FS-D(9)	**Injection Vial**	6
Sample ID	VC-PM649-DW01P-0918	**Injection Volume**	10.00
Sample Type	Unknown	**Instrument Name**	QTRAP 5500
Acquisition Date	2018-10-03T16:51:37	**Data File**	18-0567.wiff
Acquisition Method	5-0369.dam	**Result Table**	18-0567_SIS
Sample Comment			

Results Summary

Analyte	MRM Transition	RT	IS	IS MRM Transition	IS Area	IS Conc. (ng/L)
13C2-PFDoA	615.0 / 570.0	N/A	13C2-PFDA	515.0 / 470.0	107032.16	250.00
d3-MeFOSAA	573.0 / 419.0	N/A	13C4-PFOS	503.0 / 99.0	28651.76	239.25
d5-EtFOSAA	589.0 / 419.0	N/A	13C4-PFOS	503.0 / 99.0	28651.76	239.25
13C5-PFHxA	318.0 / 273.0	N/A	13C2-PFOA	415.0 / 370.0	93476.52	250.00
13C4-PFHpA	367.0 / 322.0	N/A	13C2-PFOA	415.0 / 370.0	93476.52	250.00
13C8-PFOA	421.0 / 376.0	N/A	13C2-PFOA	415.0 / 370.0	93476.52	250.00
13C9-PFNA	472.0 / 427.0	N/A	13C2-PFOA	415.0 / 370.0	93476.52	250.00
13C6-PFDA	519.0 / 474.0	N/A	13C2-PFDA	515.0 / 470.0	107032.16	250.00
13C7-PFUnA	570.0 / 525.0	N/A	13C2-PFDA	515.0 / 470.0	107032.16	250.00
13C2-PFTeDA	715.0 / 670.0	N/A	13C2-PFDA	515.0 / 470.0	107032.16	250.00
13C3-PFBS	302.0 / 99.0	N/A	13C4-PFOS	503.0 / 99.0	28651.76	239.25
13C3-PFHxS	402.0 / 99.0	N/A	13C4-PFOS	503.0 / 99.0	28651.76	239.25
13C8-PFOS	507.0 / 99.0	3.06	13C4-PFOS	503.0 / 99.0	28651.76	239.25

BATTELLE

Summary Internal Standard Report

Sample Name	J8244-FS-D(9)	**Injection Vial**	7
Sample ID	VC-PM649-DW03-0918	**Injection Volume**	10.00
Sample Type	Unknown	**Instrument Name**	QTRAP 5500
Acquisition Date	2018-10-03T17:02:30	**Data File**	18-0567.wiff
Acquisition Method	5-0369.dam	**Result Table**	18-0567_SIS
Sample Comment			

Results Summary

Analyte	MRM Transition	RT	IS	IS MRM Transition	IS Area	IS Conc. (ng/L)
13C2-PFDoA	615.0 / 570.0	N/A	13C2-PFDA	515.0 / 470.0	106037.66	250.00
d3-MeFOSAA	573.0 / 419.0	N/A	13C4-PFOS	503.0 / 99.0	30705.44	239.25
d5-EtFOSAA	589.0 / 419.0	N/A	13C4-PFOS	503.0 / 99.0	30705.44	239.25
13C5-PFHxA	318.0 / 273.0	N/A	13C2-PFOA	415.0 / 370.0	95191.26	250.00
13C4-PFHpA	367.0 / 322.0	N/A	13C2-PFOA	415.0 / 370.0	95191.26	250.00
13C8-PFOA	421.0 / 376.0	2.67	13C2-PFOA	415.0 / 370.0	95191.26	250.00
13C9-PFNA	472.0 / 427.0	N/A	13C2-PFOA	415.0 / 370.0	95191.26	250.00
13C6-PFDA	519.0 / 474.0	N/A	13C2-PFDA	515.0 / 470.0	106037.66	250.00
13C7-PFUnA	570.0 / 525.0	N/A	13C2-PFDA	515.0 / 470.0	106037.66	250.00
13C2-PFTeDA	715.0 / 670.0	N/A	13C2-PFDA	515.0 / 470.0	106037.66	250.00
13C3-PFBS	302.0 / 99.0	N/A	13C4-PFOS	503.0 / 99.0	30705.44	239.25
13C3-PFHxS	402.0 / 99.0	N/A	13C4-PFOS	503.0 / 99.0	30705.44	239.25
13C8-PFOS	507.0 / 99.0	N/A	13C4-PFOS	503.0 / 99.0	30705.44	239.25

Chromatograms

BATTELLE

Chromatogram Report

Created with Analyst Reporter
Printed: 16/10/2018 6:26:42 PM

Sample Name	KA86	**Injection Vial**	2
Sample ID	L1	**Injection Volume**	10.00
Sample Type	Standard	**Instrument Name**	QTRAP 5500
Acquisition Date	2018-10-02T20:29:24	**Data File**	18-0567.wiff
Acquisition Method	5-0369.dam	**Result Table**	18-0567_BASE
Sample Comment			

Chromatograms

Target Analytes:

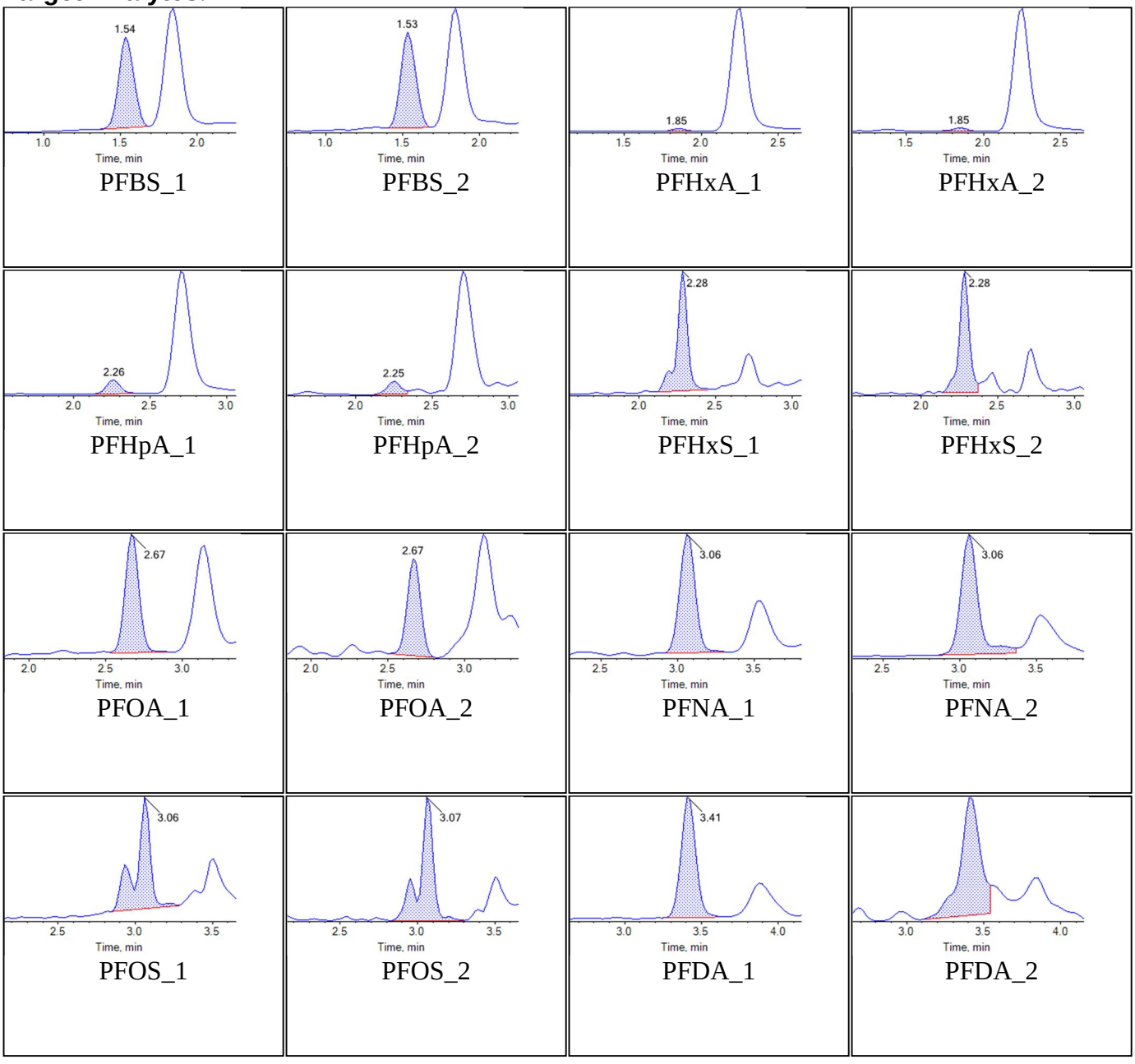

BATTELLE

Chromatogram Report

Created with Analyst Reporter
Printed: 16/10/2018 6:26:42 PM

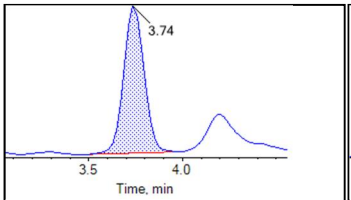

PFUnA_1

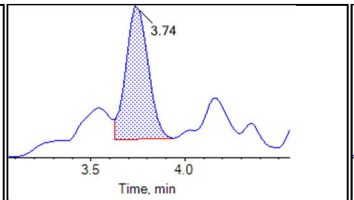

PFUnA_2

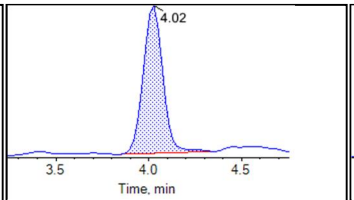

PFDoA_1

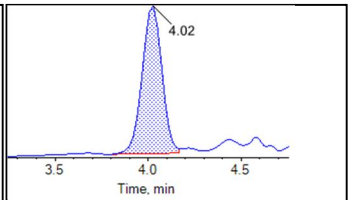

PFDoA_2

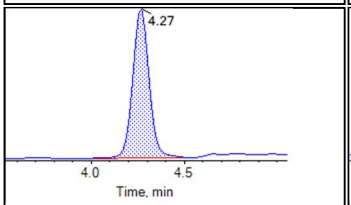

PFTrDA_1

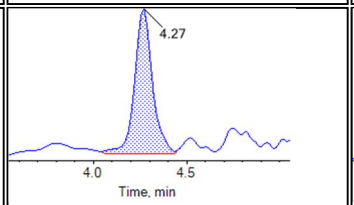

PFTrDA_2

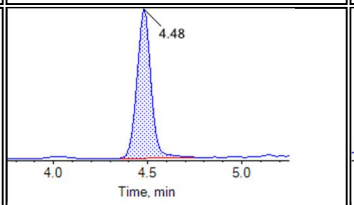

PFTeDA_1

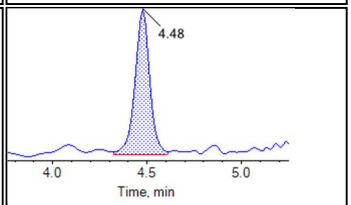

PFTeDA_2

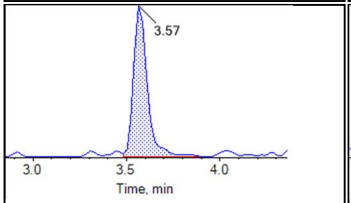

NMeFOSAA_1

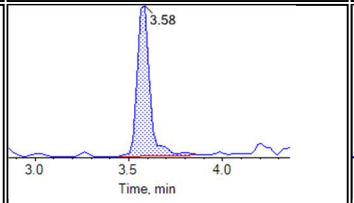

NMeFOSAA_2

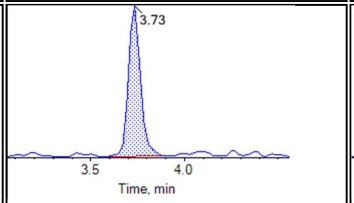

NEtFOSAA_1

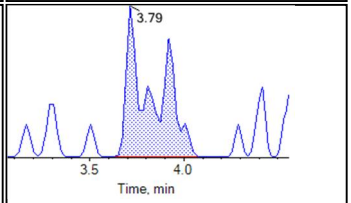

NEtFOSAA_2

Internal Standards:

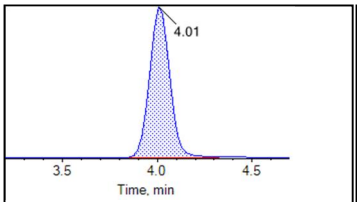

13C2-PFDoA

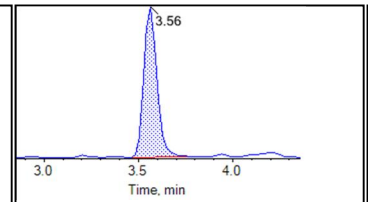

d3-MeFOSAA

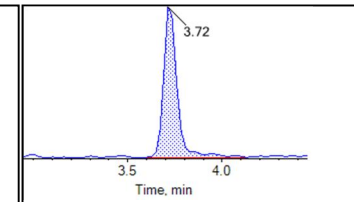

d5-EtFOSAA

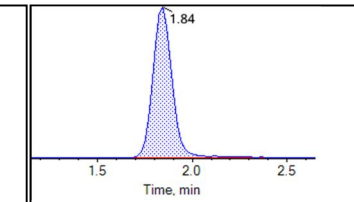

13C5-PFHxA

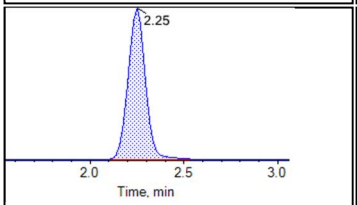

13C4-PFHpA

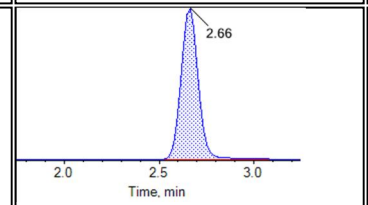

13C8-PFOA

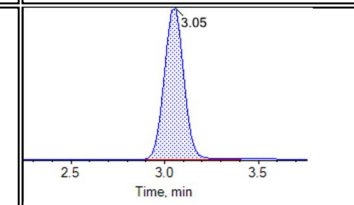

13C9-PFNA

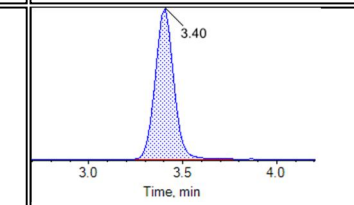

13C6-PFDA

BATTELLE

Chromatogram Report

Created with Analyst Reporter
Printed: 16/10/2018 6:26:42 PM

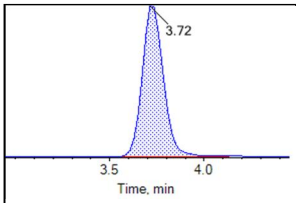

13C7-PFUnA

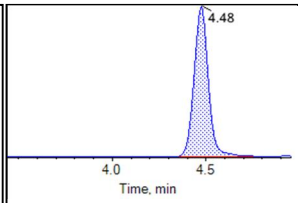

13C2-PFTeDA

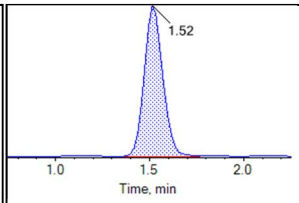

13C3-PFBS

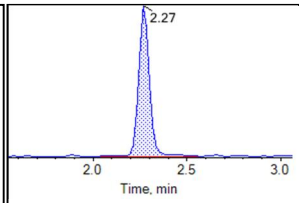

13C3-PFHxS

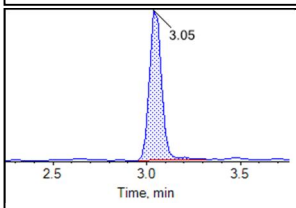

13C8-PFOS

BATTELLE

Chromatogram Report

Created with Analyst Reporter
Printed: 04/10/2018 7:57:37 PM

Sample Name	KA87	**Injection Vial**	3
Sample ID	L2	**Injection Volume**	10.00
Sample Type	Standard	**Instrument Name**	QTRAP 5500
Acquisition Date	2018-10-02T20:40:16	**Data File**	18-0567.wiff
Acquisition Method	5-0369.dam	**Result Table**	18-0567_BASE
Sample Comment			

Chromatograms

Target Analytes:

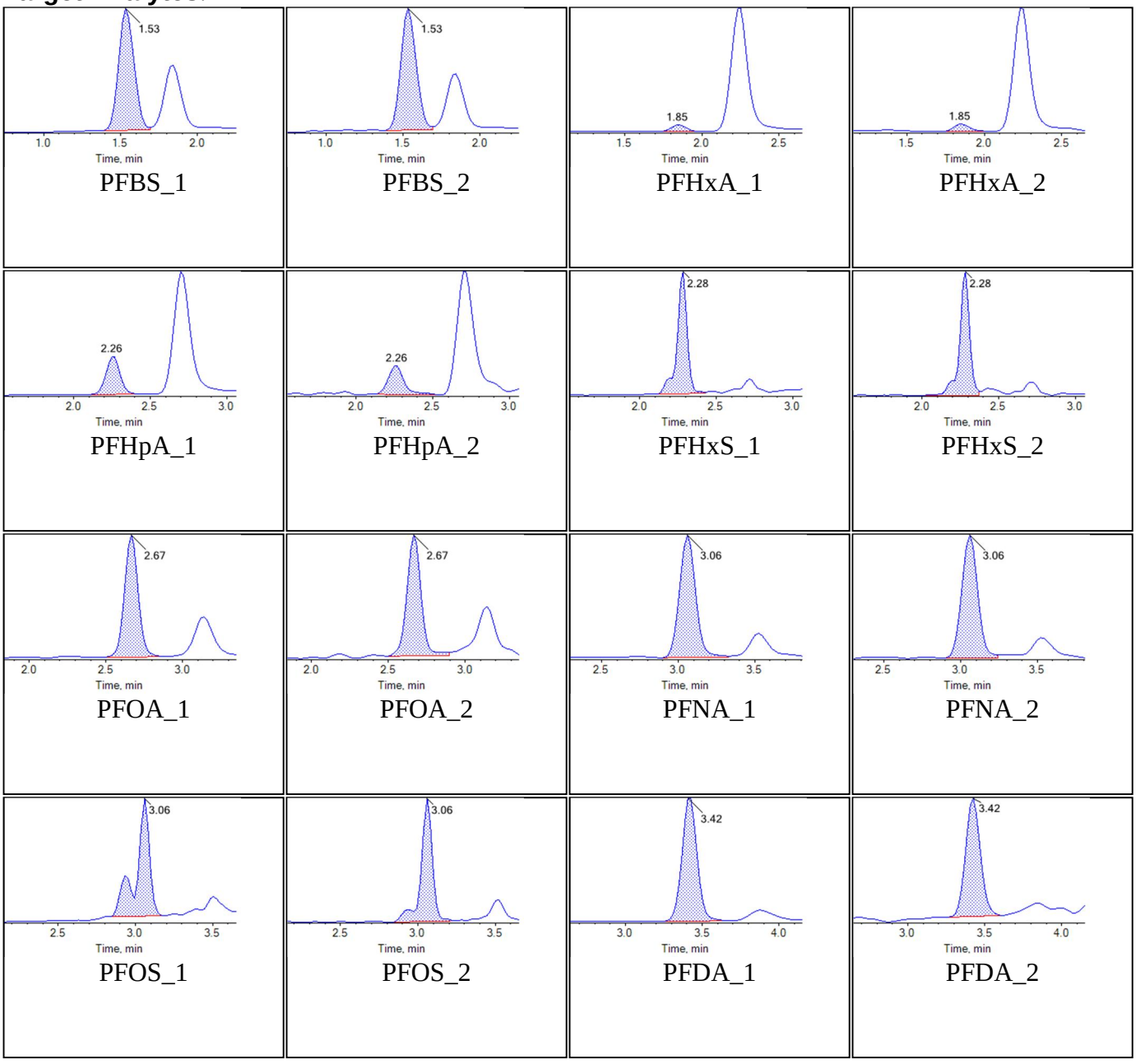

BATTELLE

Chromatogram Report

Created with Analyst Reporter
Printed: 04/10/2018 7:57:37 PM

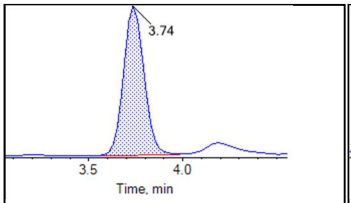

PFUnA_1

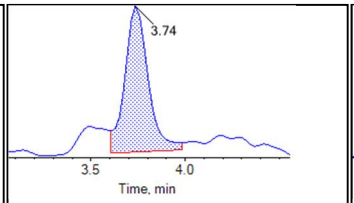

PFUnA_2

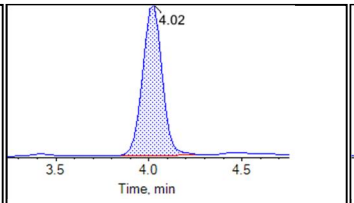

PFDoA_1

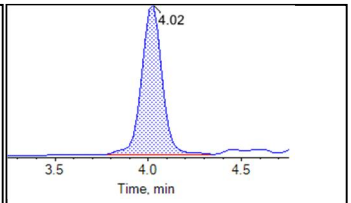

PFDoA_2

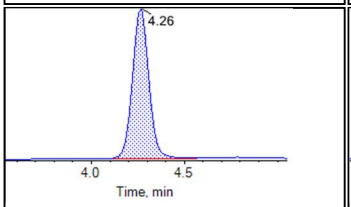

PFTrDA_1

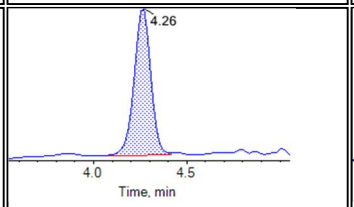

PFTrDA_2

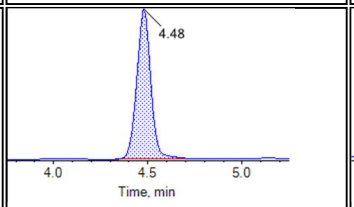

PFTeDA_1

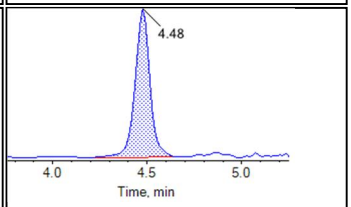

PFTeDA_2

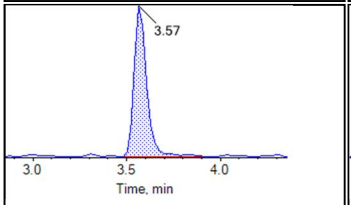

NMeFOSAA_1

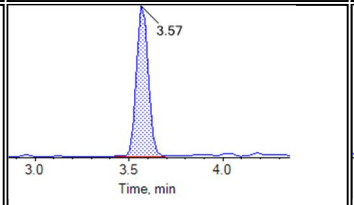

NMeFOSAA_2

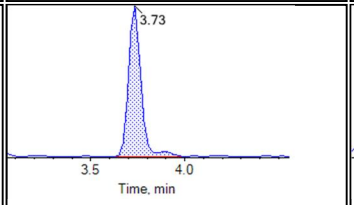

NEtFOSAA_1

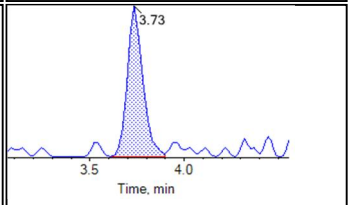

NEtFOSAA_2

Internal Standards:

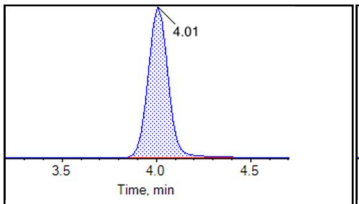

13C2-PFDoA

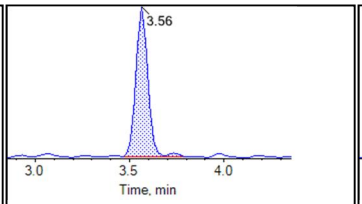

d3-MeFOSAA

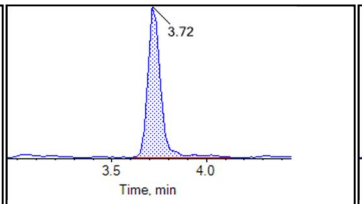

d5-EtFOSAA

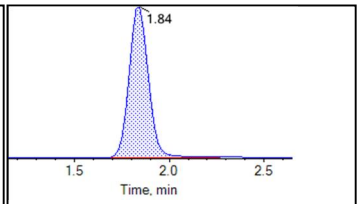

13C5-PFHxA

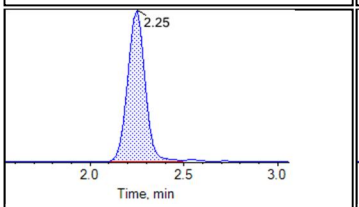

13C4-PFHpA

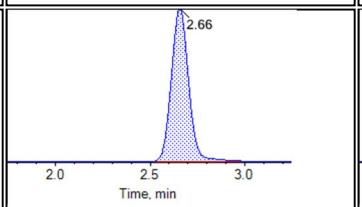

13C8-PFOA

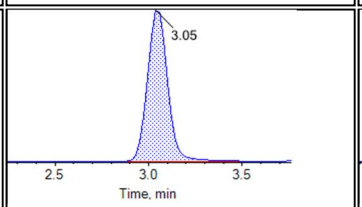

13C9-PFNA

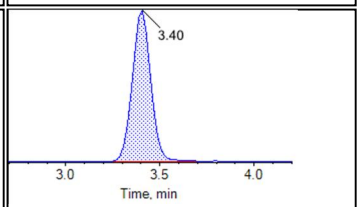

13C6-PFDA

BATTELLE

Chromatogram Report

Created with Analyst Reporter
Printed: 04/10/2018 7:57:37 PM

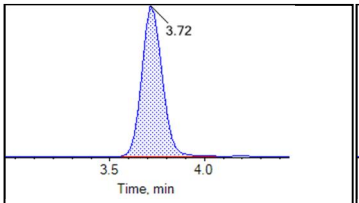

13C7-PFUnA

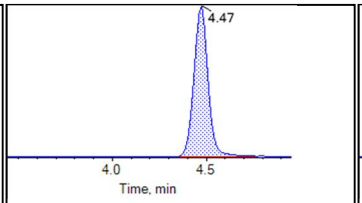

13C2-PFTeDA

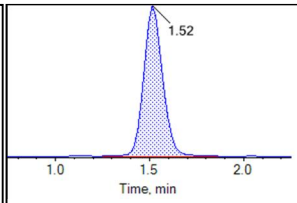

13C3-PFBS

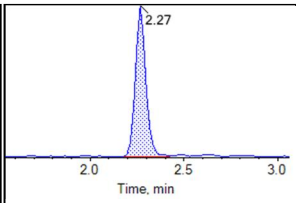

13C3-PFHxS

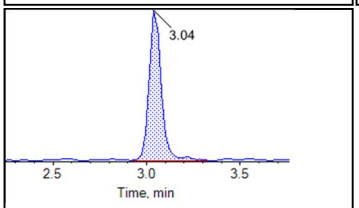

13C8-PFOS

BATTELLE

Chromatogram Report

Created with Analyst Reporter
Printed: 04/10/2018 7:57:42 PM

Sample Name	KA88	**Injection Vial**	4
Sample ID	L3	**Injection Volume**	10.00
Sample Type	Standard	**Instrument Name**	QTRAP 5500
Acquisition Date	2018-10-02T20:51:08	**Data File**	18-0567.wiff
Acquisition Method	5-0369.dam	**Result Table**	18-0567_BASE
Sample Comment			

Chromatograms

Target Analytes:

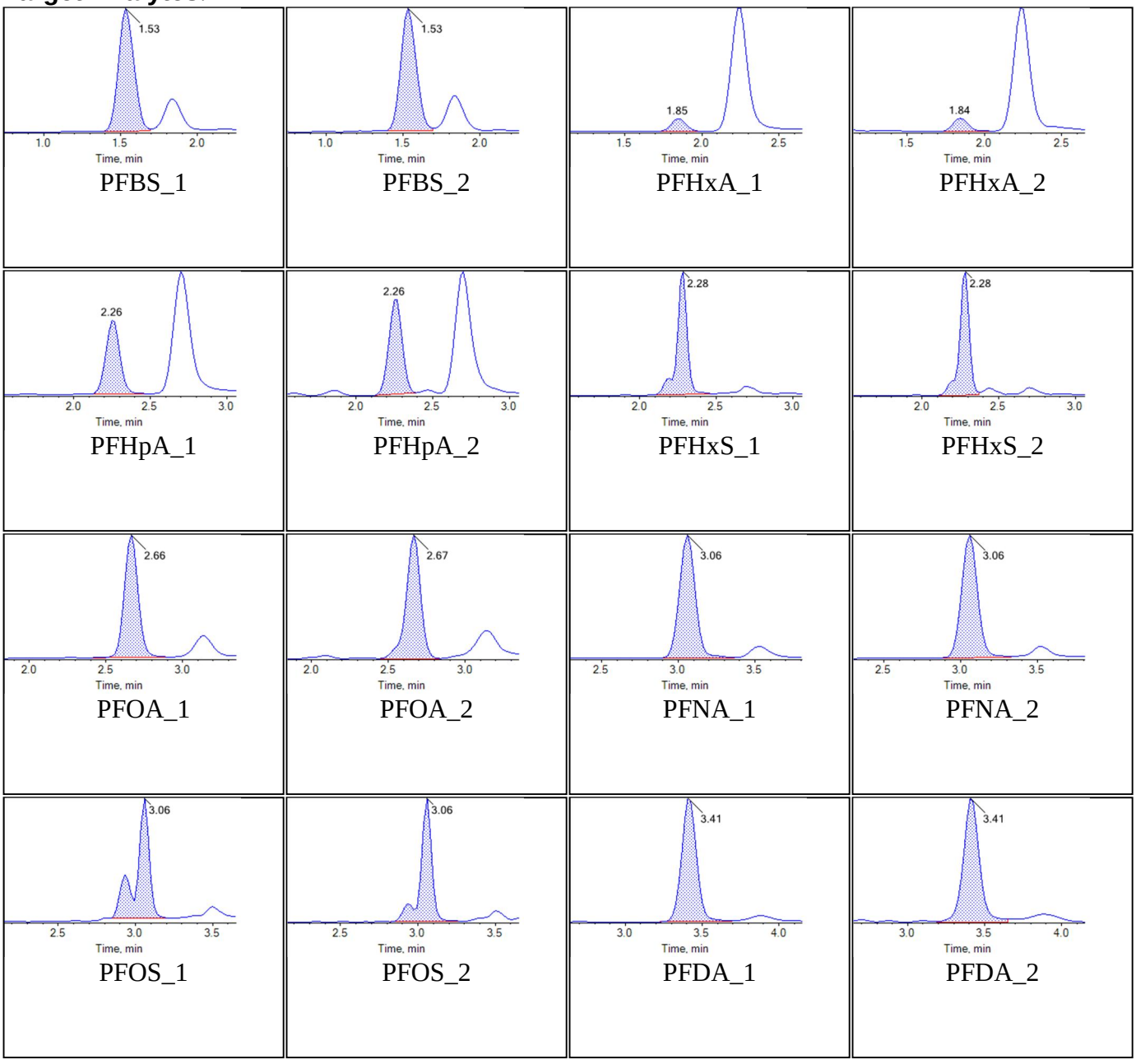

BATTELLE

Chromatogram Report

Created with Analyst Reporter
Printed: 04/10/2018 7:57:42 PM

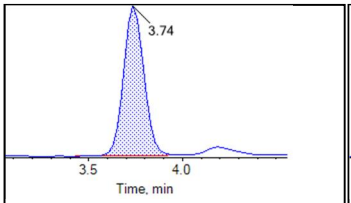

PFUnA_1

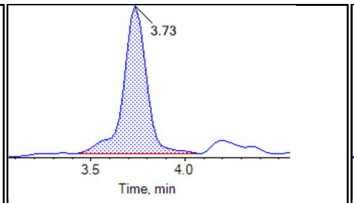

PFUnA_2

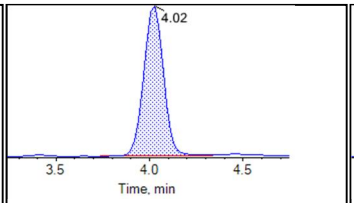

PFDoA_1

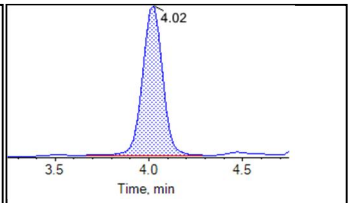

PFDoA_2

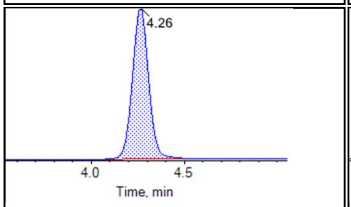

PFTrDA_1

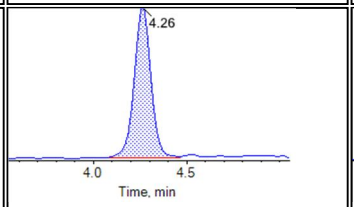

PFTrDA_2

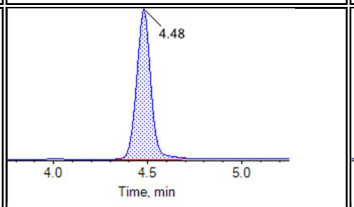

PFTeDA_1

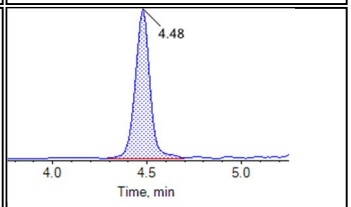

PFTeDA_2

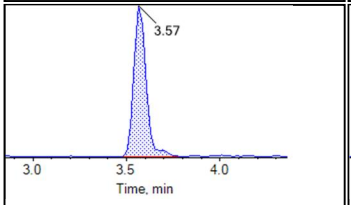

NMeFOSAA_1

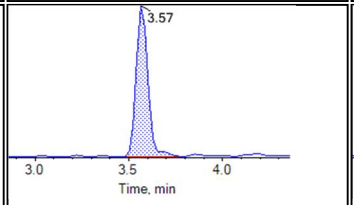

NMeFOSAA_2

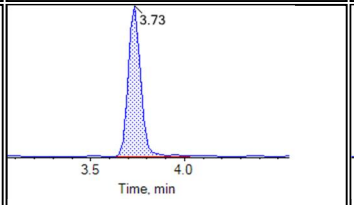

NEtFOSAA_1

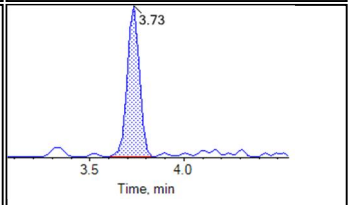

NEtFOSAA_2

Internal Standards:

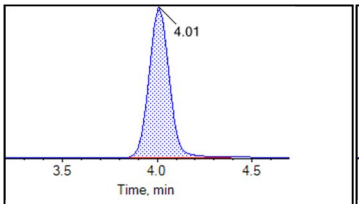

13C2-PFDoA

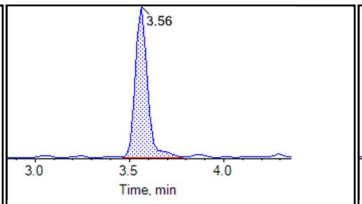

d3-MeFOSAA

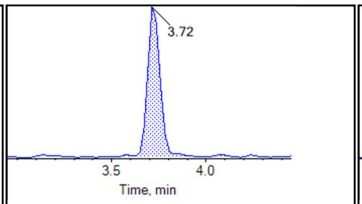

d5-EtFOSAA

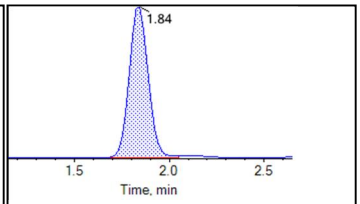

13C5-PFHxA

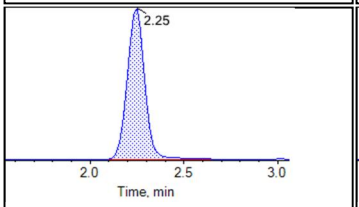

13C4-PFHpA

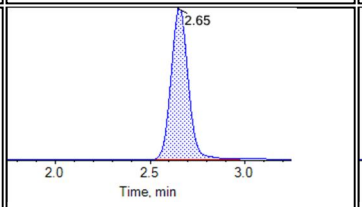

13C8-PFOA

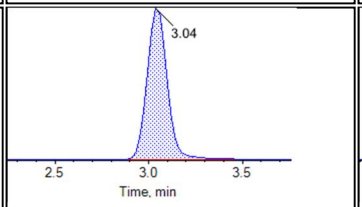

13C9-PFNA

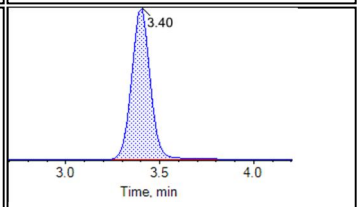

13C6-PFDA

BATTELLE

Chromatogram Report

Created with Analyst Reporter
Printed: 04/10/2018 7:57:42 PM

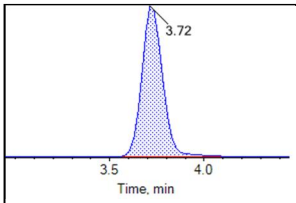

13C7-PFUnA

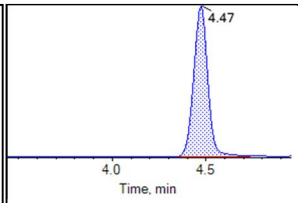

13C2-PFTeDA

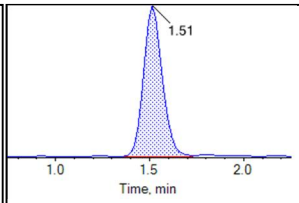

13C3-PFBS

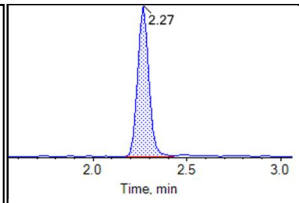

13C3-PFHxS

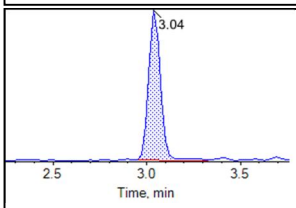

13C8-PFOS

BATTELLE

Chromatogram Report

Created with Analyst Reporter
Printed: 04/10/2018 7:57:47 PM

Sample Name	KB85	**Injection Vial**	5
Sample ID	L4	**Injection Volume**	10.00
Sample Type	Standard	**Instrument Name**	QTRAP 5500
Acquisition Date	2018-10-02T21:02:00	**Data File**	18-0567.wiff
Acquisition Method	5-0369.dam	**Result Table**	18-0567_BASE
Sample Comment			

Chromatograms

Target Analytes:

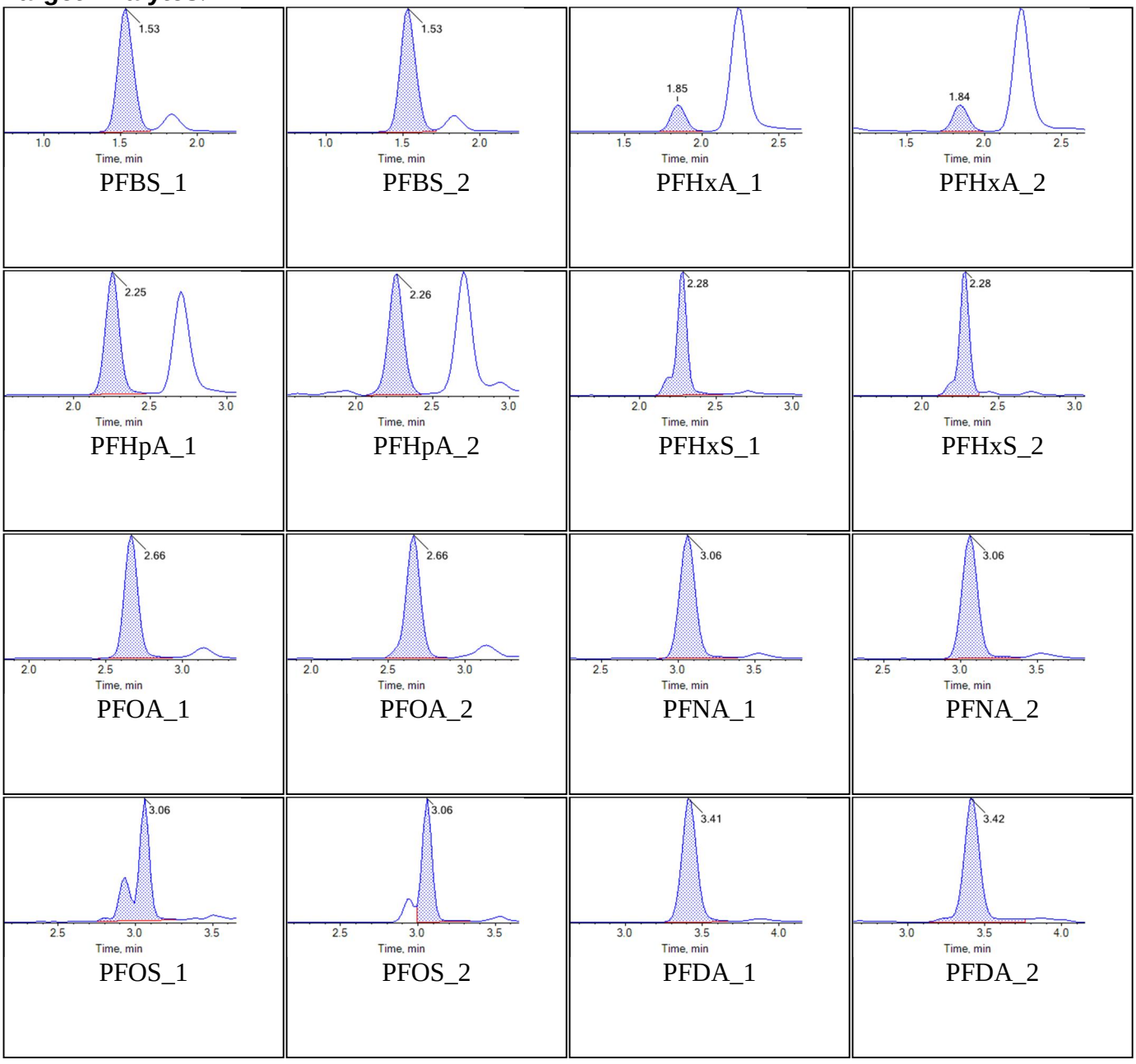

BATTELLE

Chromatogram Report

Created with Analyst Reporter
Printed: 04/10/2018 7:57:47 PM

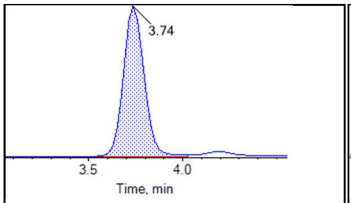

PFUnA_1

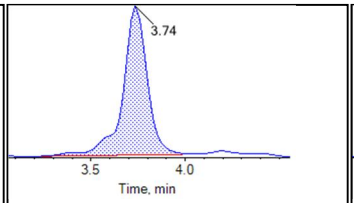

PFUnA_2

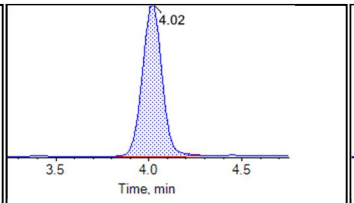

PFDoA_1

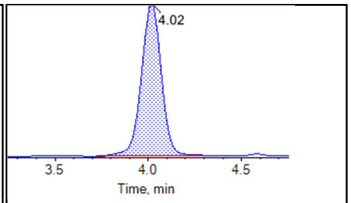

PFDoA_2

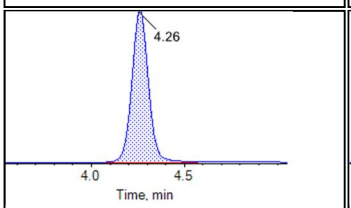

PFTrDA_1

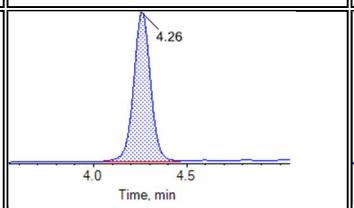

PFTrDA_2

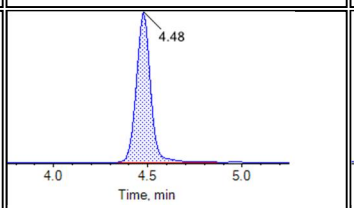

PFTeDA_1

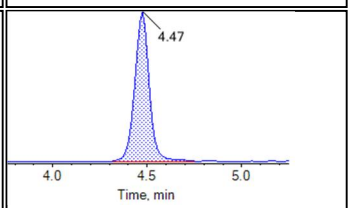

PFTeDA_2

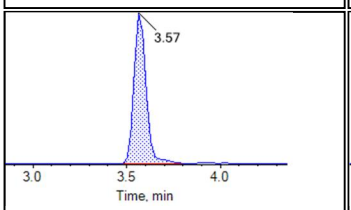

NMeFOSAA_1

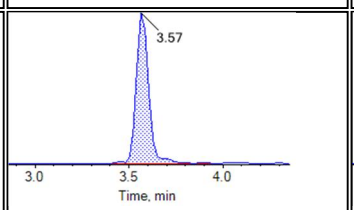

NMeFOSAA_2

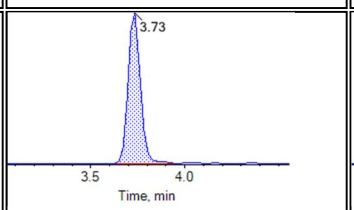

NEtFOSAA_1

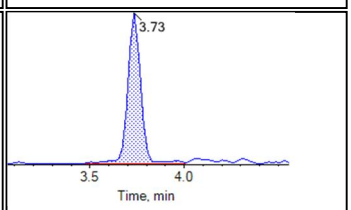

NEtFOSAA_2

Internal Standards:

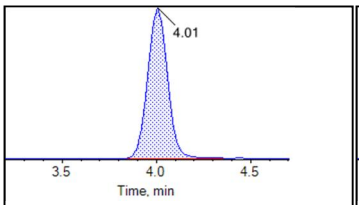

13C2-PFDoA

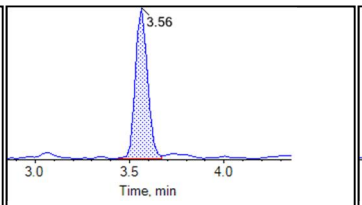

d3-MeFOSAA

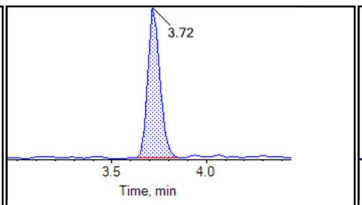

d5-EtFOSAA

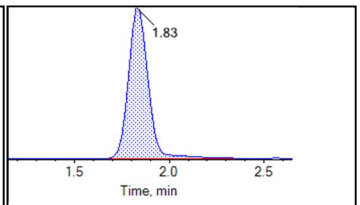

13C5-PFHxA

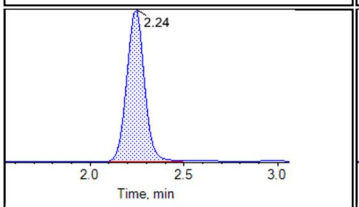

13C4-PFHpA

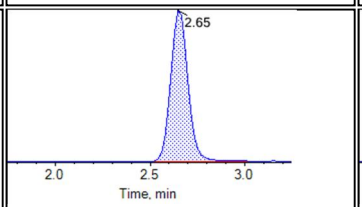

13C8-PFOA

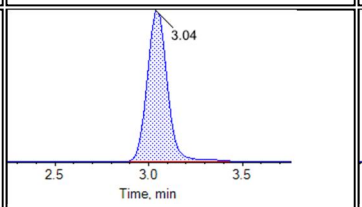

13C9-PFNA

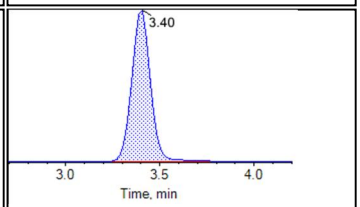

13C6-PFDA

BATTELLE

Chromatogram Report

Created with Analyst Reporter
Printed: 04/10/2018 7:57:47 PM

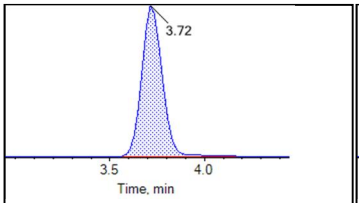

13C7-PFUnA

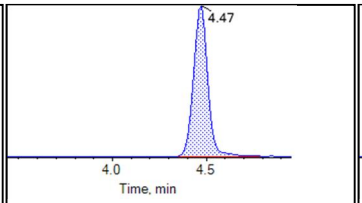

13C2-PFTeDA

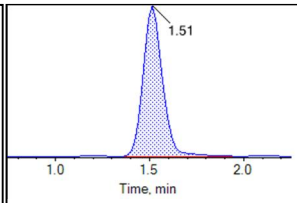

13C3-PFBS

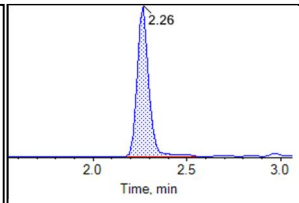

13C3-PFHxS

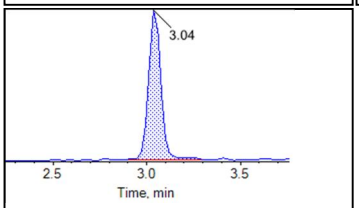

13C8-PFOS

BATTELLE

Chromatogram Report

Created with Analyst Reporter
Printed: 04/10/2018 7:57:52 PM

Sample Name	KB69	**Injection Vial**	6
Sample ID	L5	**Injection Volume**	10.00
Sample Type	Standard	**Instrument Name**	QTRAP 5500
Acquisition Date	2018-10-02T21:12:52	**Data File**	18-0567.wiff
Acquisition Method	5-0369.dam	**Result Table**	18-0567_BASE
Sample Comment			

Chromatograms

Target Analytes:

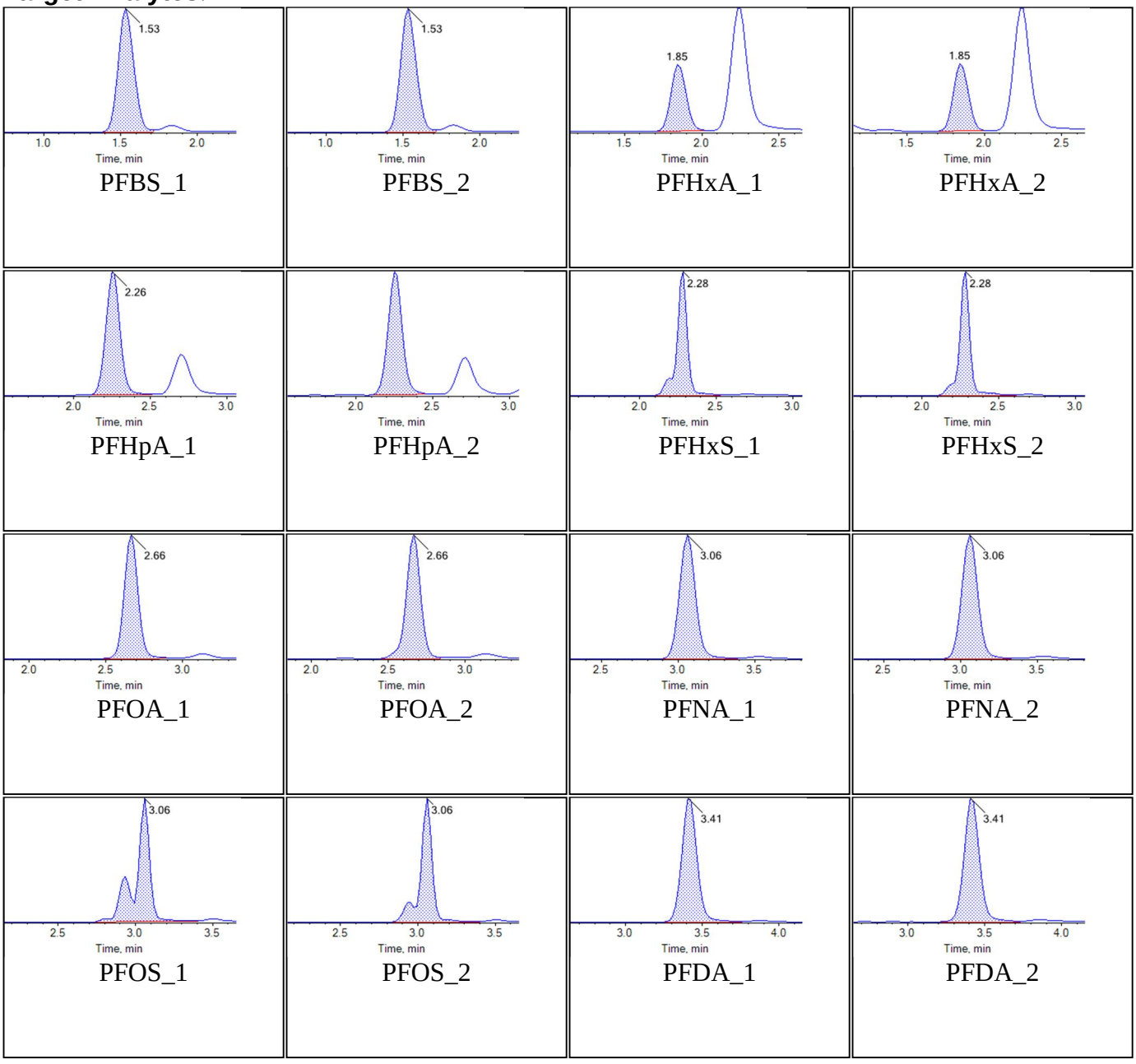

BATTELLE

Chromatogram Report

Created with Analyst Reporter
Printed: 04/10/2018 7:57:52 PM

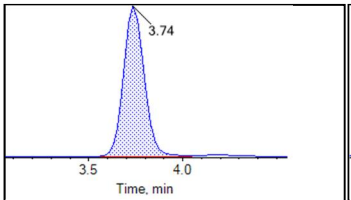

PFUnA_1

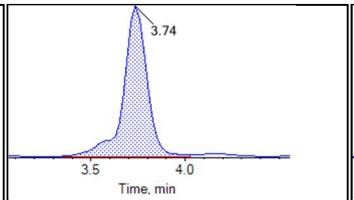

PFUnA_2

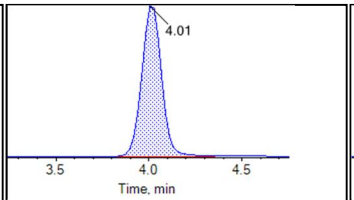

PFDoA_1

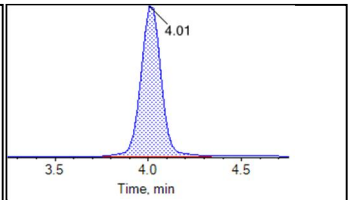

PFDoA_2

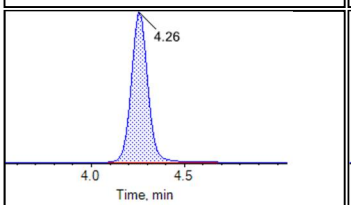

PFTrDA_1

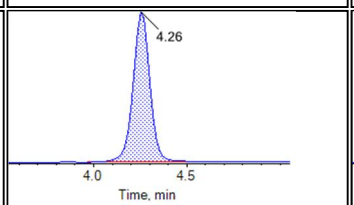

PFTrDA_2

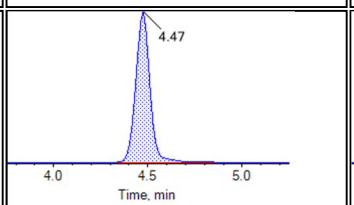

PFTeDA_1

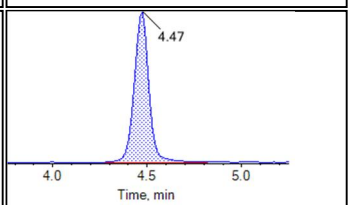

PFTeDA_2

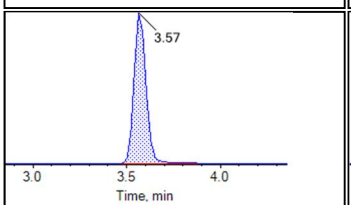

NMeFOSAA_1

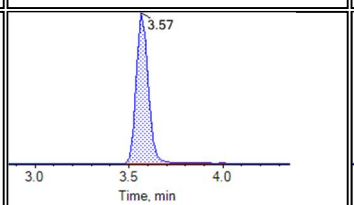

NMeFOSAA_2

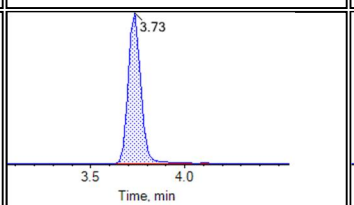

NEtFOSAA_1

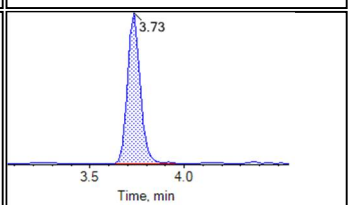

NEtFOSAA_2

Internal Standards:

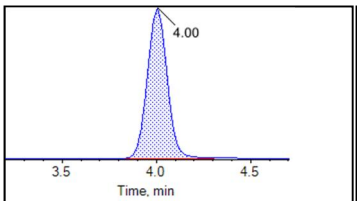

13C2-PFDoA

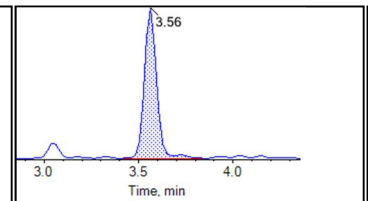

d3-MeFOSAA

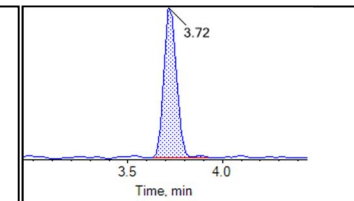

d5-EtFOSAA

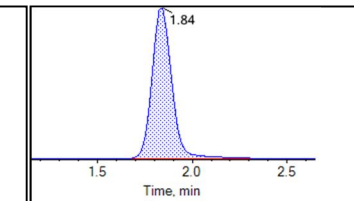

13C5-PFHxA

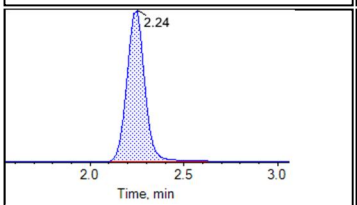

13C4-PFHpA

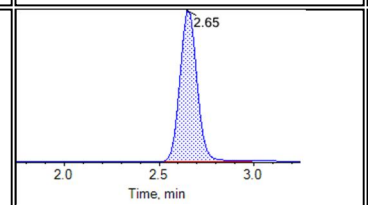

13C8-PFOA

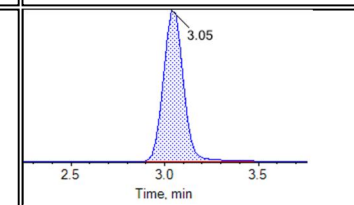

13C9-PFNA

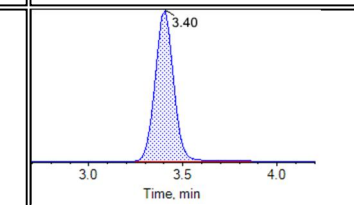

13C6-PFDA

BATTELLE

Chromatogram Report

Created with Analyst Reporter
Printed: 04/10/2018 7:57:52 PM

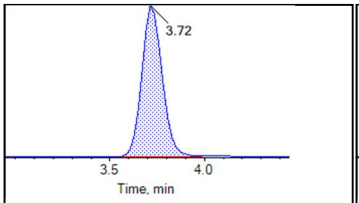

13C7-PFUnA

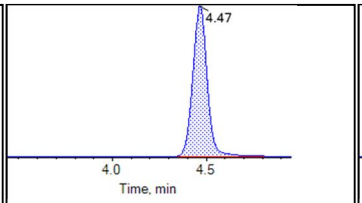

13C2-PFTeDA

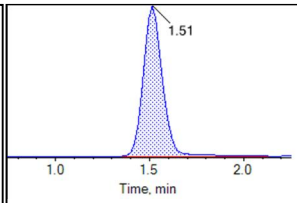

13C3-PFBS

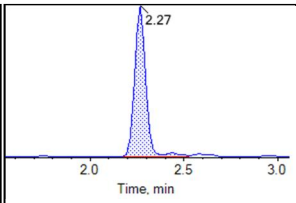

13C3-PFHxS

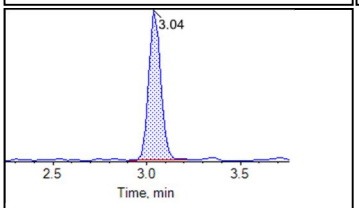

13C8-PFOS

BATTELLE

Chromatogram Report

Created with Analyst Reporter
Printed: 04/10/2018 7:57:57 PM

Sample Name	KB64	**Injection Vial**	7
Sample ID	L6	**Injection Volume**	10.00
Sample Type	Standard	**Instrument Name**	QTRAP 5500
Acquisition Date	2018-10-02T21:23:43	**Data File**	18-0567.wiff
Acquisition Method	5-0369.dam	**Result Table**	18-0567_BASE
Sample Comment			

Chromatograms

Target Analytes:

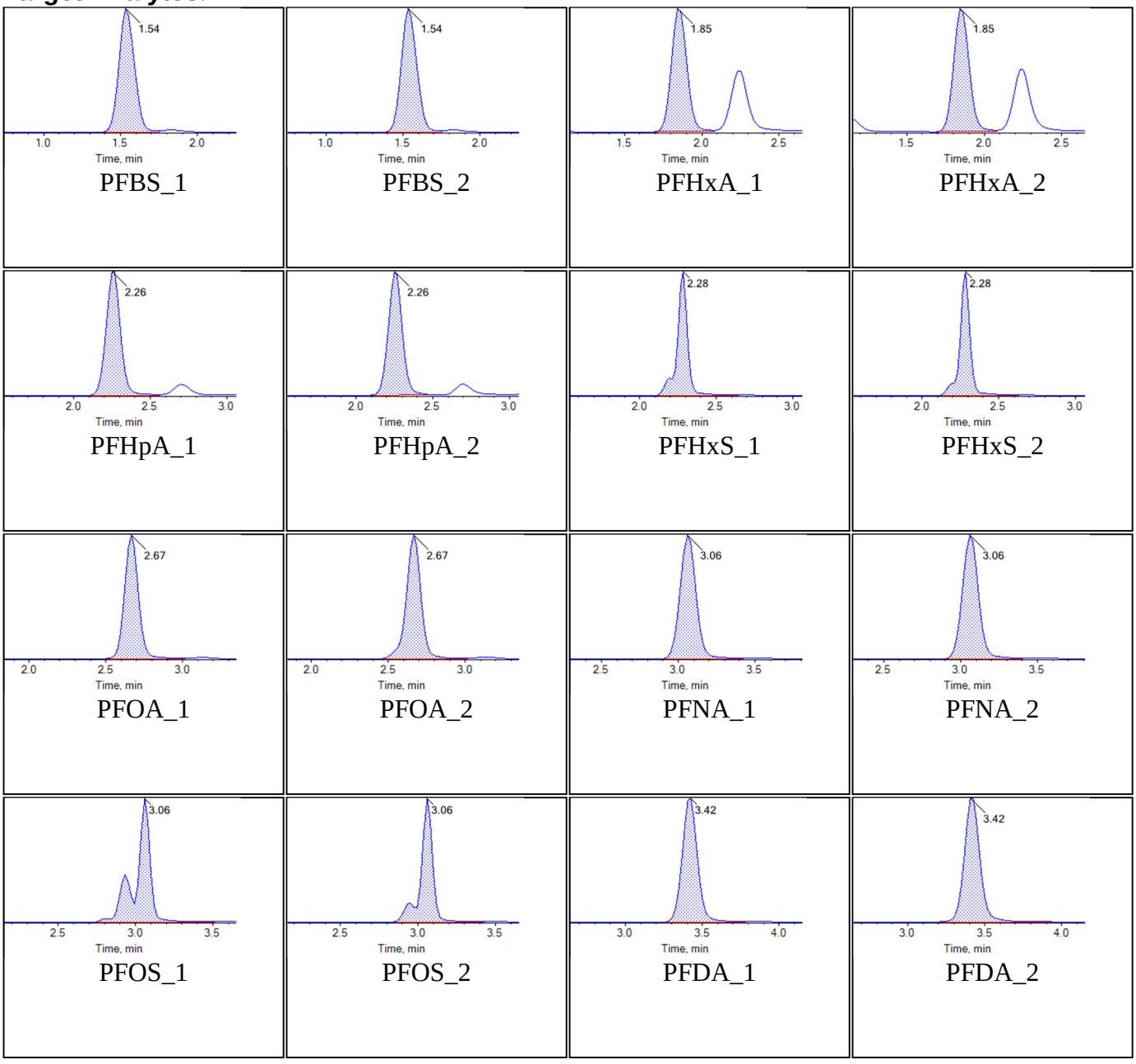

BATTELLE

Chromatogram Report

Created with Analyst Reporter
Printed: 04/10/2018 7:57:57 PM

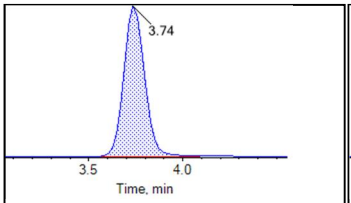

PFUnA_1

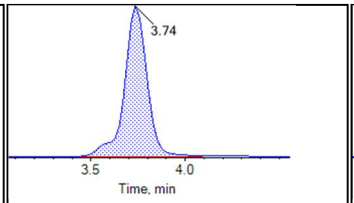

PFUnA_2

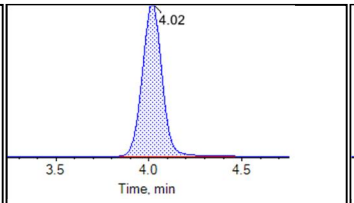

PFDoA_1

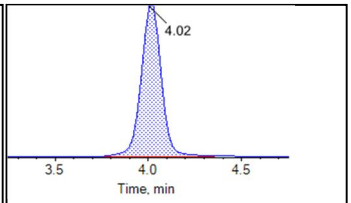

PFDoA_2

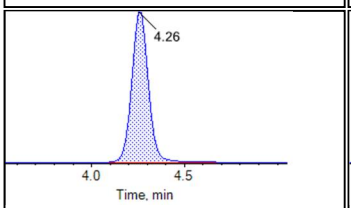

PFTrDA_1

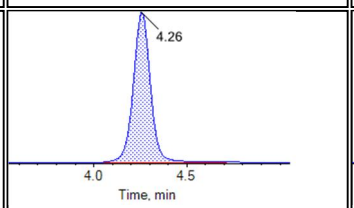

PFTrDA_2

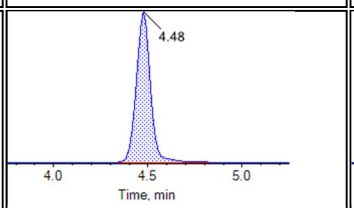

PFTeDA_1

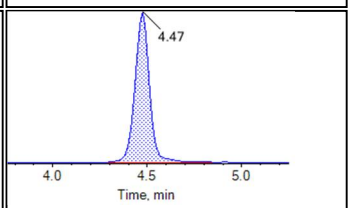

PFTeDA_2

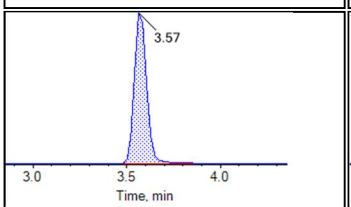

NMeFOSAA_1

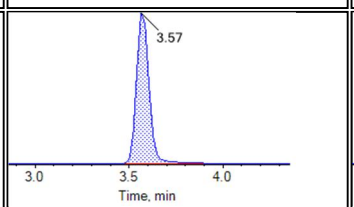

NMeFOSAA_2

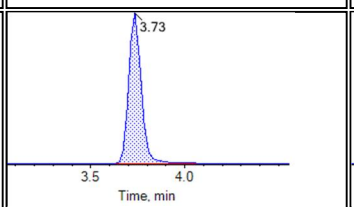

NEtFOSAA_1

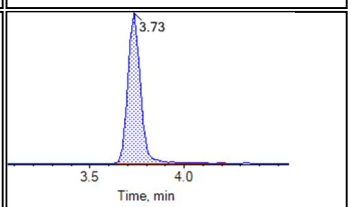

NEtFOSAA_2

Internal Standards:

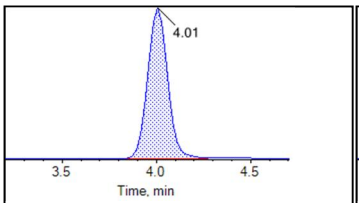

13C2-PFDoA

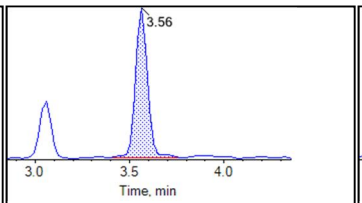

d3-MeFOSAA

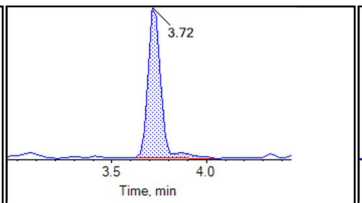

d5-EtFOSAA

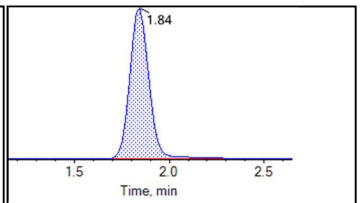

13C5-PFHxA

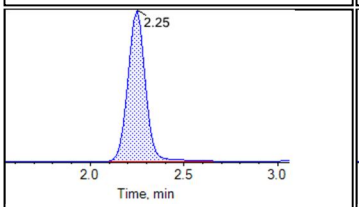

13C4-PFHpA

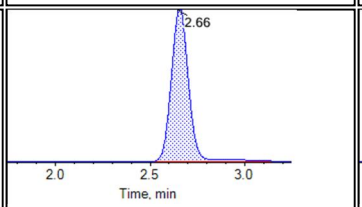

13C8-PFOA

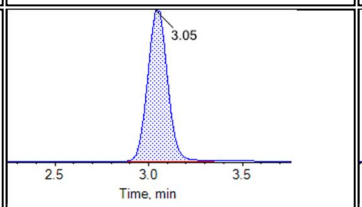

13C9-PFNA

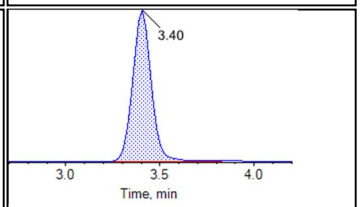

13C6-PFDA

BATTELLE

Chromatogram Report

Created with Analyst Reporter
Printed: 04/10/2018 7:57:57 PM

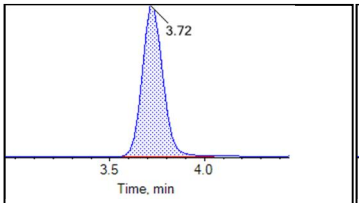

13C7-PFUnA

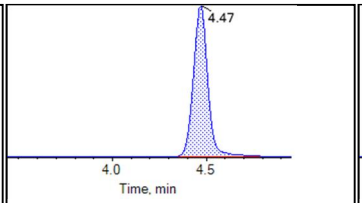

13C2-PFTeDA

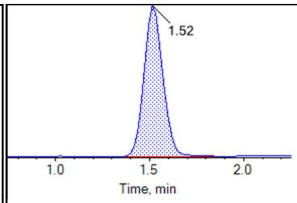

13C3-PFBS

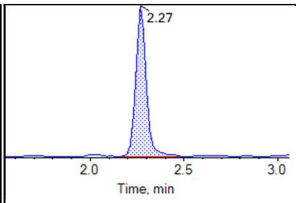

13C3-PFHxS

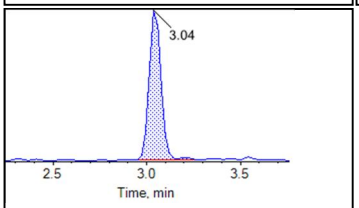

13C8-PFOS

BATTELLE

Chromatogram Report

Created with Analyst Reporter
Printed: 04/10/2018 7:58:03 PM

Sample Name	KB65	**Injection Vial**	8
Sample ID	L7	**Injection Volume**	10.00
Sample Type	Standard	**Instrument Name**	QTRAP 5500
Acquisition Date	2018-10-02T21:34:34	**Data File**	18-0567.wiff
Acquisition Method	5-0369.dam	**Result Table**	18-0567_BASE
Sample Comment			

Chromatograms

Target Analytes:

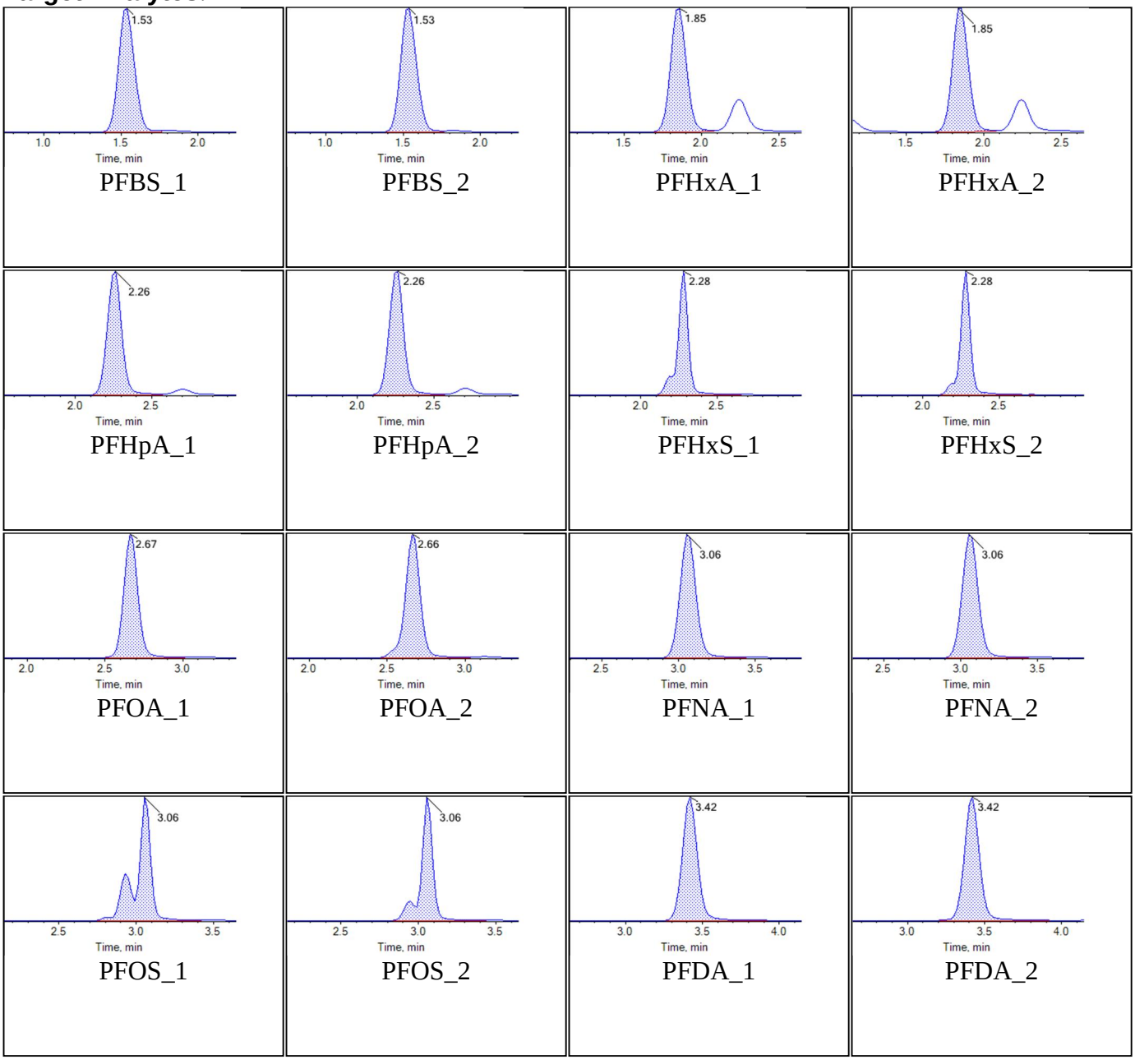

BATTELLE

Chromatogram Report

Created with Analyst Reporter
Printed: 04/10/2018 7:58:03 PM

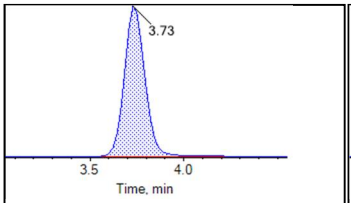

PFUnA_1

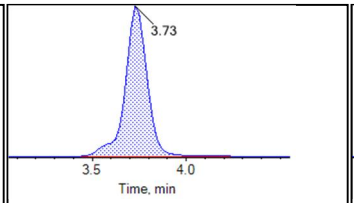

PFUnA_2

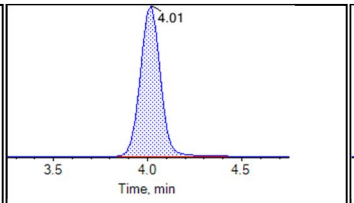

PFDoA_1

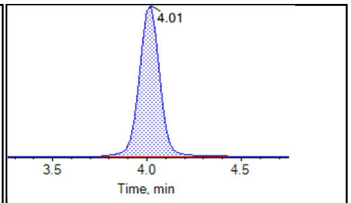

PFDoA_2

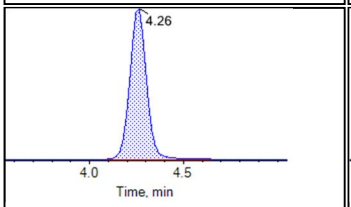

PFTrDA_1

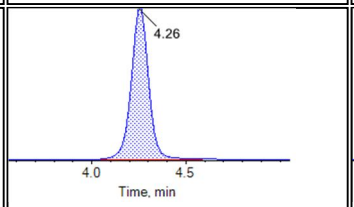

PFTrDA_2

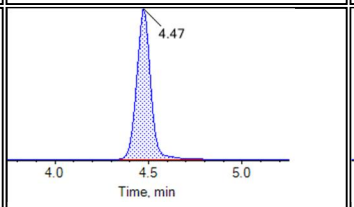

PFTeDA_1

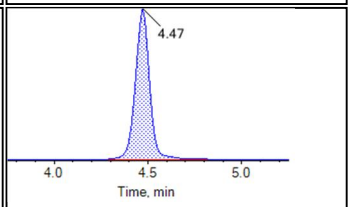

PFTeDA_2

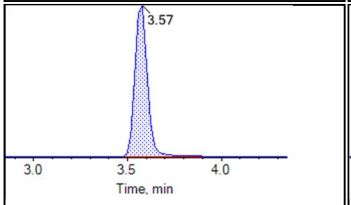

NMeFOSAA_1

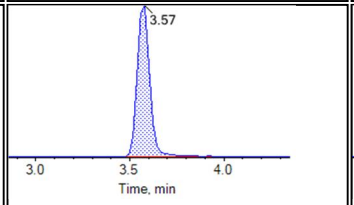

NMeFOSAA_2

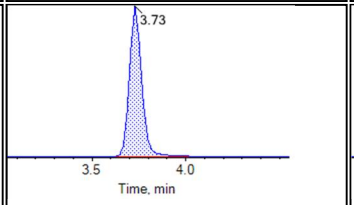

NEtFOSAA_1

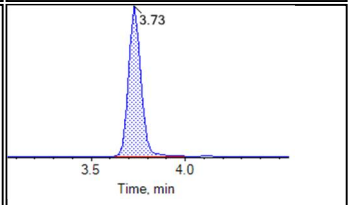

NEtFOSAA_2

Internal Standards:

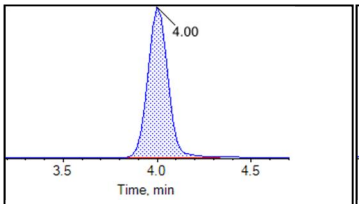

13C2-PFDoA

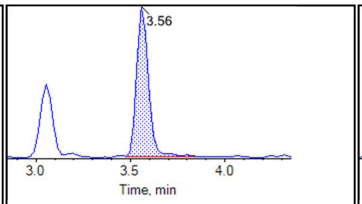

d3-MeFOSAA

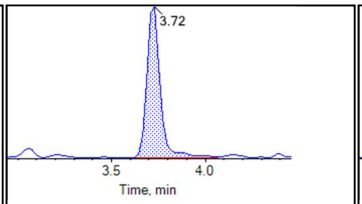

d5-EtFOSAA

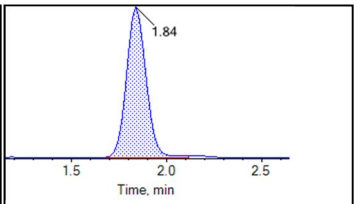

13C5-PFHxA

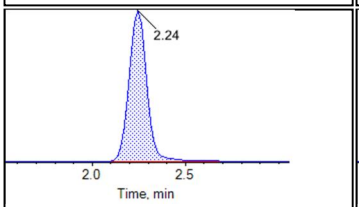

13C4-PFHpA

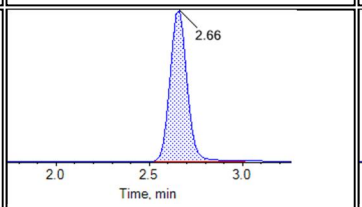

13C8-PFOA

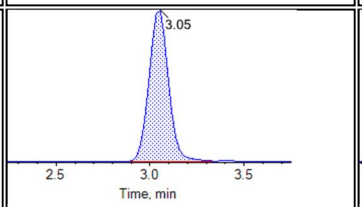

13C9-PFNA

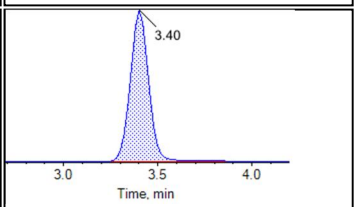

13C6-PFDA

BATTELLE

Chromatogram Report

Created with Analyst Reporter
Printed: 04/10/2018 7:58:03 PM

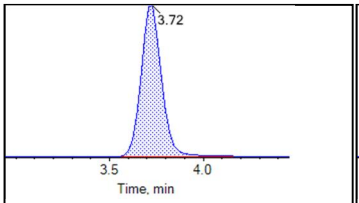

13C7-PFUnA

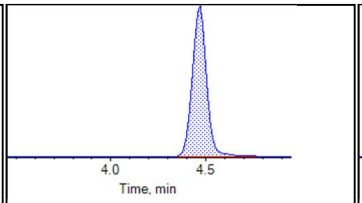

13C2-PFTeDA

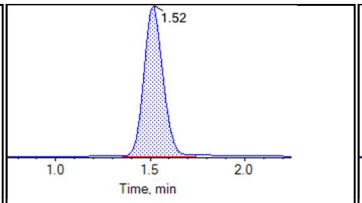

13C3-PFBS

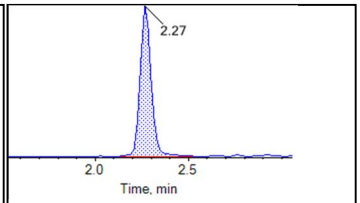

13C3-PFHxS

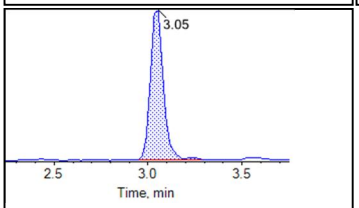

13C8-PFOS

BATTELLE

Chromatogram Report

Created with Analyst Reporter
Printed: 04/10/2018 7:58:08 PM

Sample Name	KB35 IB	**Injection Vial**	9
Sample ID	Instrument Blank	**Injection Volume**	10.00
Sample Type	Unknown	**Instrument Name**	QTRAP 5500
Acquisition Date	2018-10-02T21:45:25	**Data File**	18-0567.wiff
Acquisition Method	5-0369.dam	**Result Table**	18-0567_BASE
Sample Comment			

Chromatograms

Target Analytes:

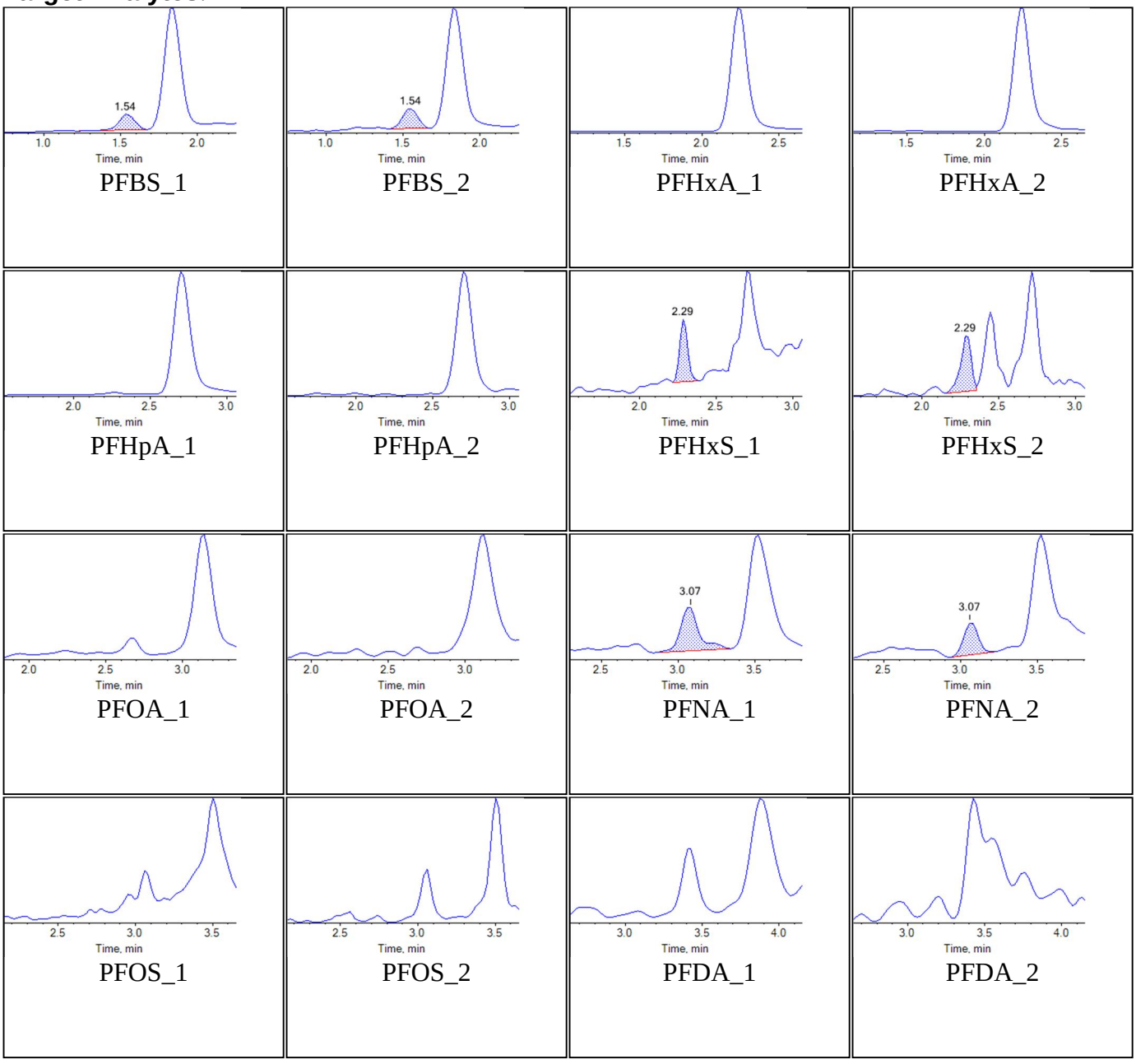

BATTELLE

Chromatogram Report

Created with Analyst Reporter
Printed: 04/10/2018 7:58:08 PM

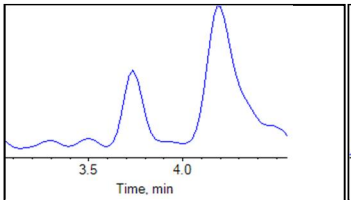

PFUnA_1

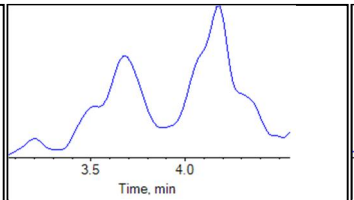

PFUnA_2

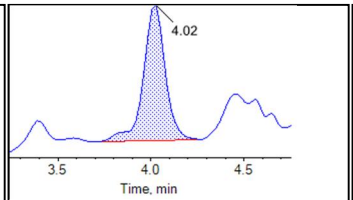

PFDoA_1

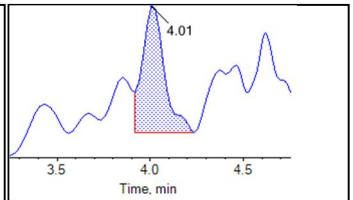

PFDoA_2

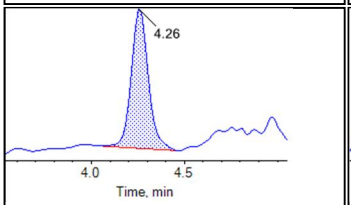

PFTrDA_1

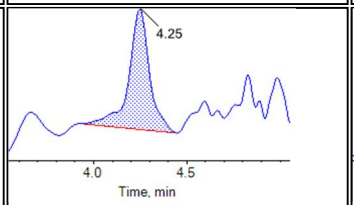

PFTrDA_2

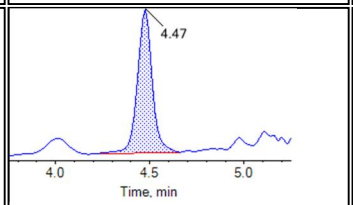

PFTeDA_1

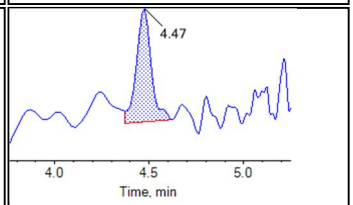

PFTeDA_2

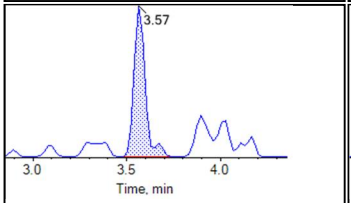

NMeFOSAA_1

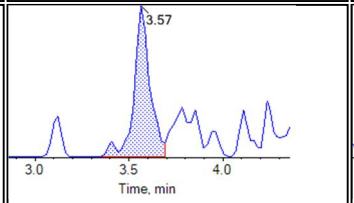

NMeFOSAA_2

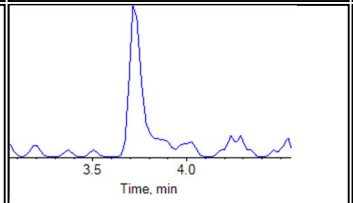

NEtFOSAA_1

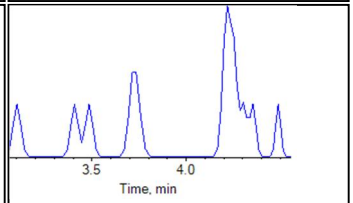

NEtFOSAA_2

Internal Standards:

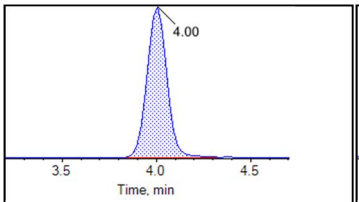

13C2-PFDoA

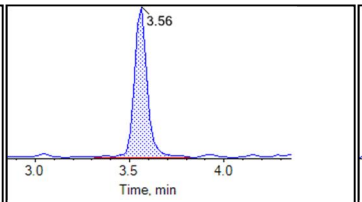

d3-MeFOSAA

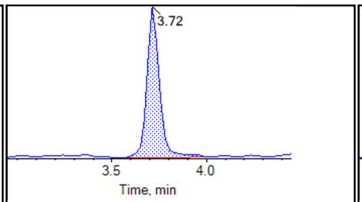

d5-EtFOSAA

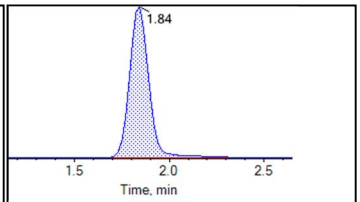

13C5-PFHxA

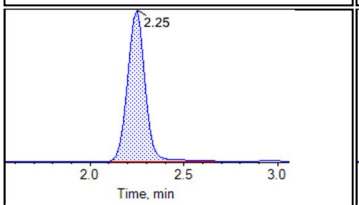

13C4-PFHpA

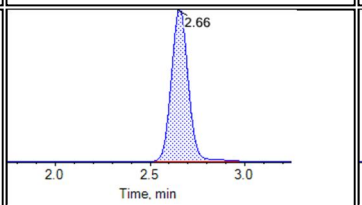

13C8-PFOA

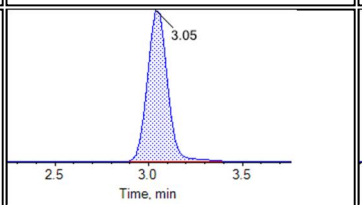

13C9-PFNA

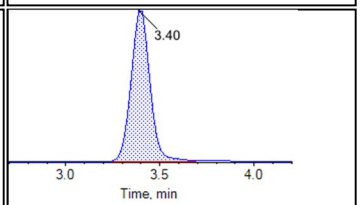

13C6-PFDA

BATTELLE

Chromatogram Report

Created with Analyst Reporter
Printed: 04/10/2018 7:58:08 PM

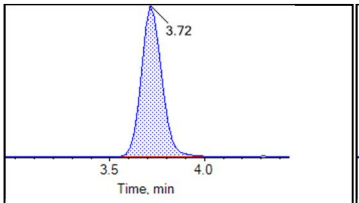

13C7-PFUnA

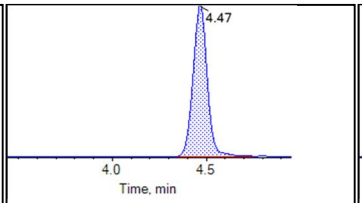

13C2-PFTeDA

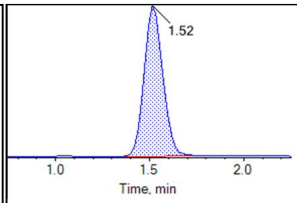

13C3-PFBS

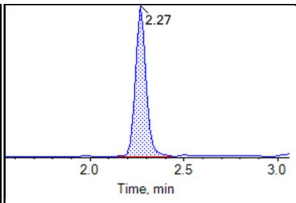

13C3-PFHxS

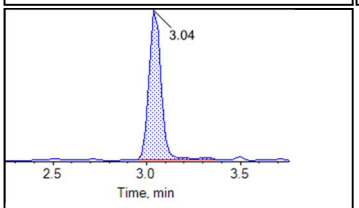

13C8-PFOS

BATTELLE

Chromatogram Report

Created with Analyst Reporter
Printed: 04/10/2018 7:58:13 PM

Sample Name	KB36 ICC	**Injection Vial**	10
Sample ID	ICC	**Injection Volume**	10.00
Sample Type	Quality Control	**Instrument Name**	QTRAP 5500
Acquisition Date	2018-10-02T21:56:17	**Data File**	18-0567.wiff
Acquisition Method	5-0369.dam	**Result Table**	18-0567_BASE
Sample Comment			

Chromatograms

Target Analytes:

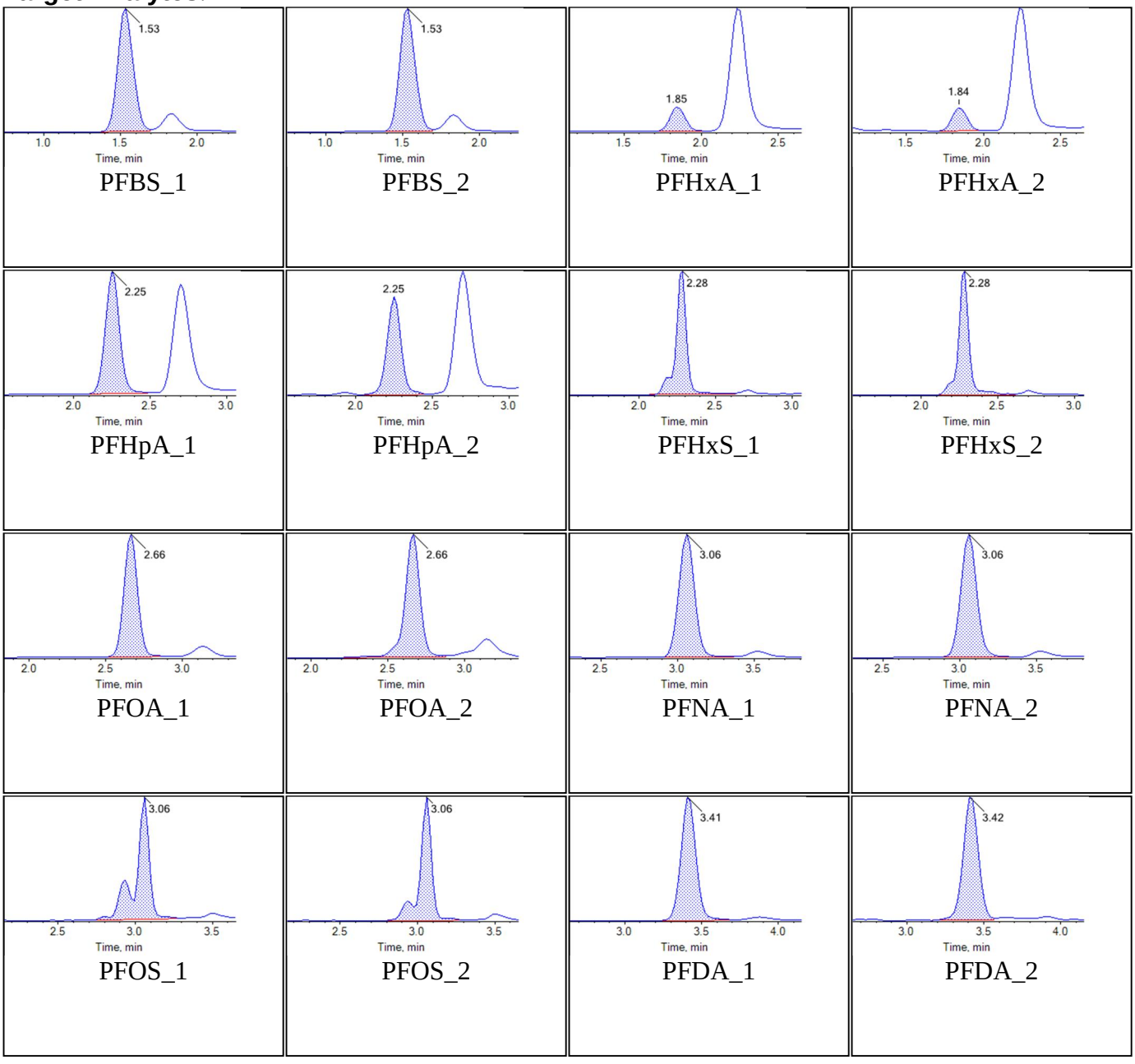

BATTELLE

Chromatogram Report

Created with Analyst Reporter
Printed: 04/10/2018 7:58:13 PM

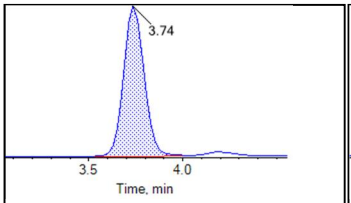

PFUnA_1

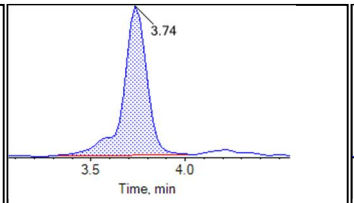

PFUnA_2

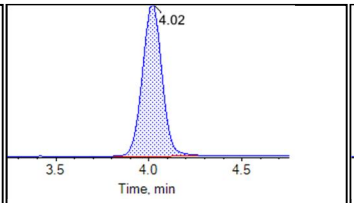

PFDoA_1

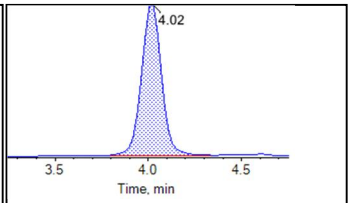

PFDoA_2

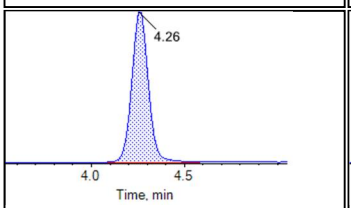

PFTrDA_1

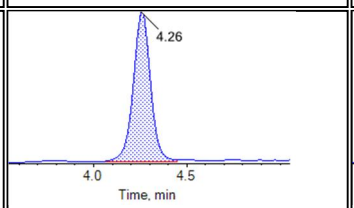

PFTrDA_2

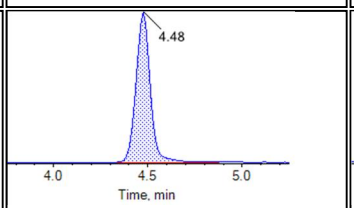

PFTeDA_1

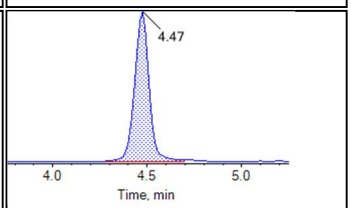

PFTeDA_2

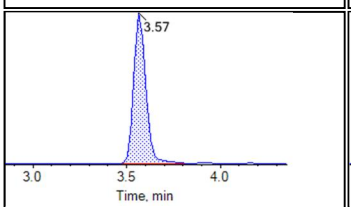

NMeFOSAA_1

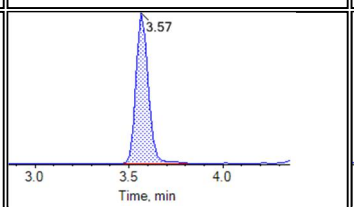

NMeFOSAA_2

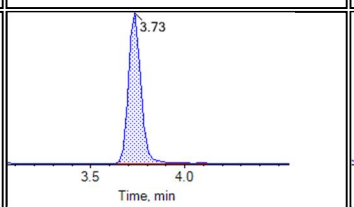

NEtFOSAA_1

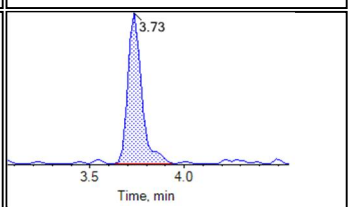

NEtFOSAA_2

Internal Standards:

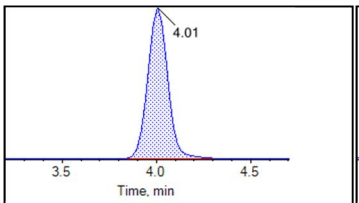

13C2-PFDoA

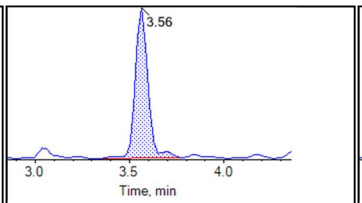

d3-MeFOSAA

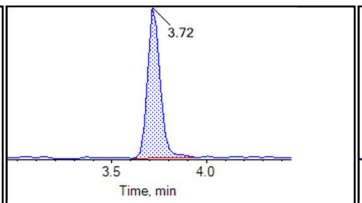

d5-EtFOSAA

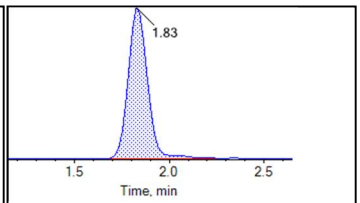

13C5-PFHxA

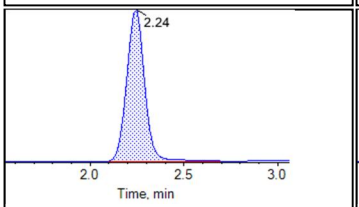

13C4-PFHpA

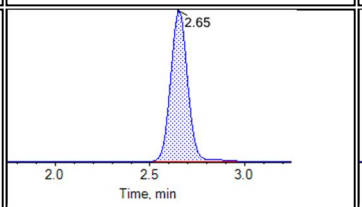

13C8-PFOA

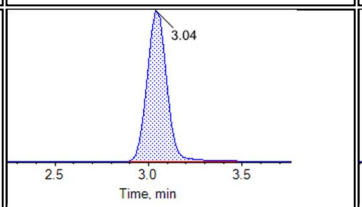

13C9-PFNA

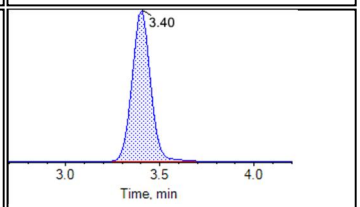

13C6-PFDA

BATTELLE

Chromatogram Report

Created with Analyst Reporter
Printed: 04/10/2018 7:58:13 PM

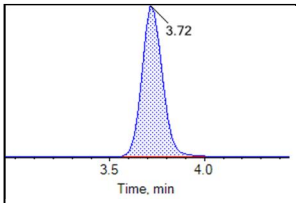

13C7-PFUnA

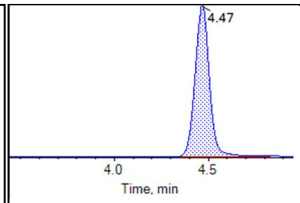

13C2-PFTeDA

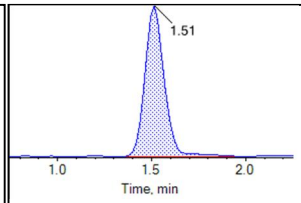

13C3-PFBS

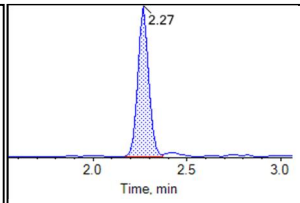

13C3-PFHxS

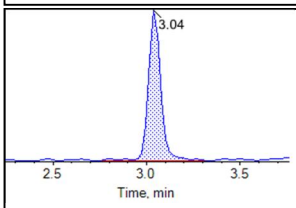

13C8-PFOS

BATTELLE

Chromatogram Report

Created with Analyst Reporter
Printed: 04/10/2018 7:58:19 PM

Sample Name	KB85 CCV	**Injection Vial**	5
Sample ID	CCV	**Injection Volume**	10.00
Sample Type	Quality Control	**Instrument Name**	QTRAP 5500
Acquisition Date	2018-10-02T22:50:36	**Data File**	18-0567.wiff
Acquisition Method	5-0369.dam	**Result Table**	18-0567_BASE
Sample Comment			

Chromatograms

Target Analytes:

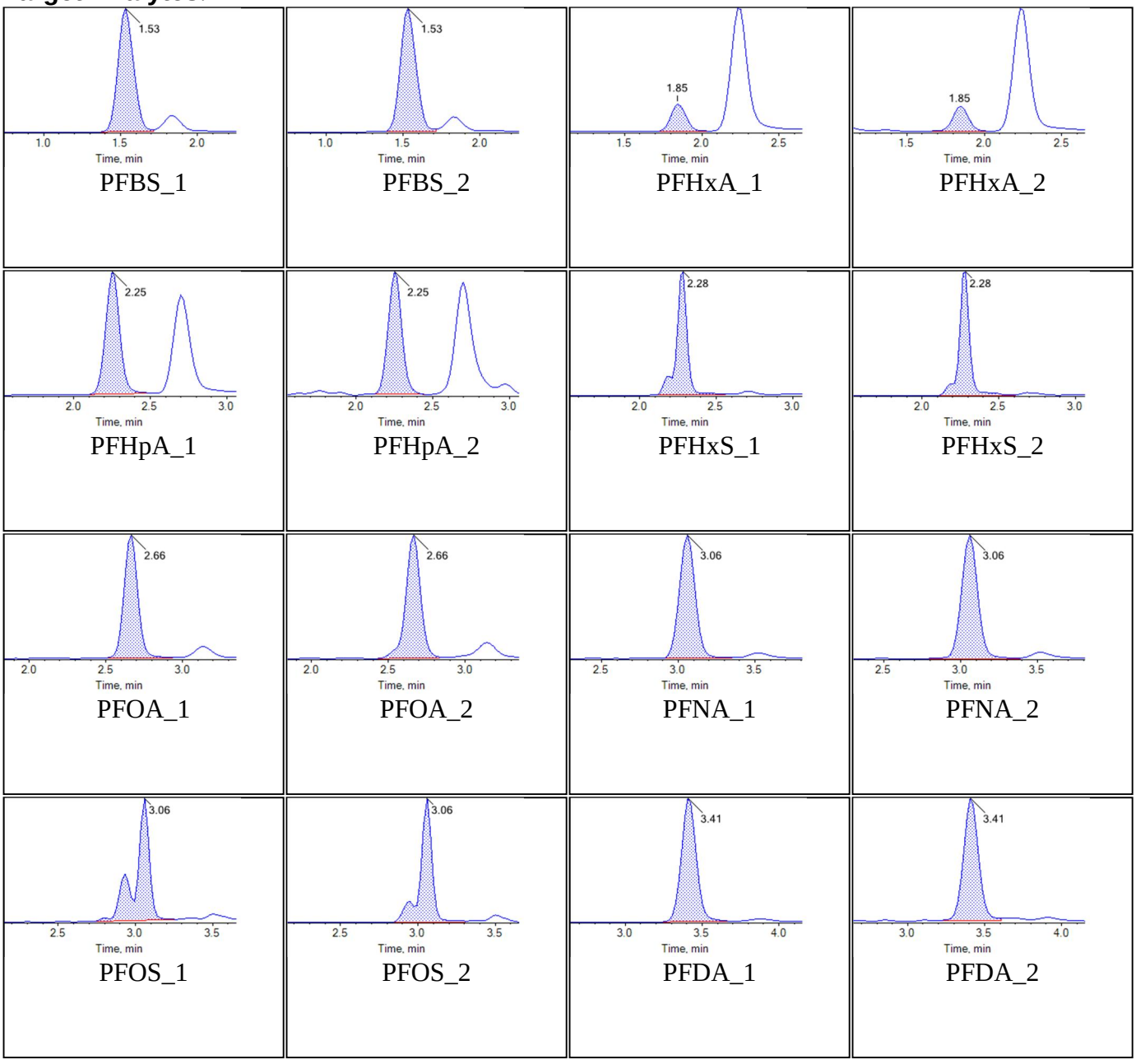

BATTELLE

Chromatogram Report

Created with Analyst Reporter
Printed: 04/10/2018 7:58:19 PM

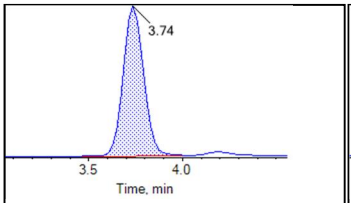

PFUnA_1

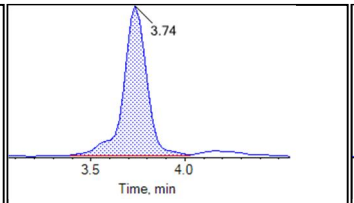

PFUnA_2

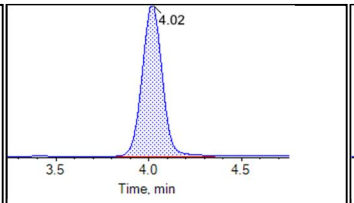

PFDoA_1

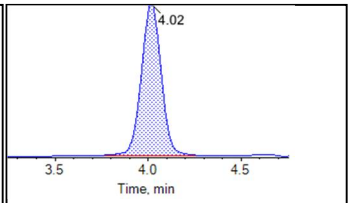

PFDoA_2

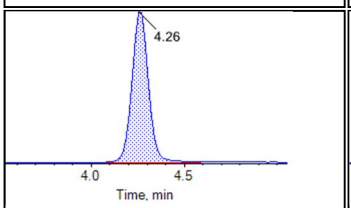

PFTrDA_1

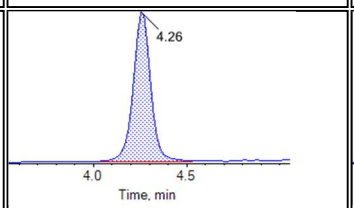

PFTrDA_2

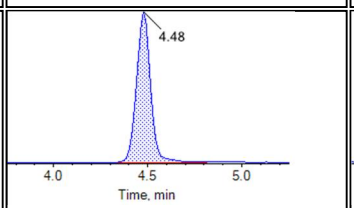

PFTeDA_1

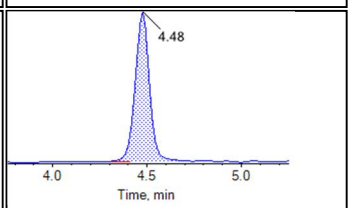

PFTeDA_2

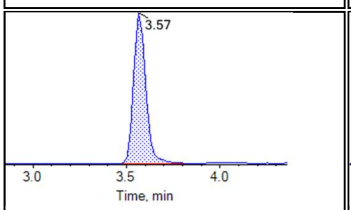

NMeFOSAA_1

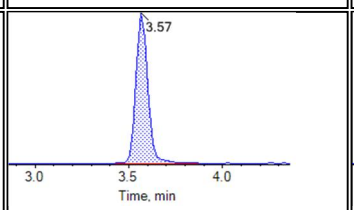

NMeFOSAA_2

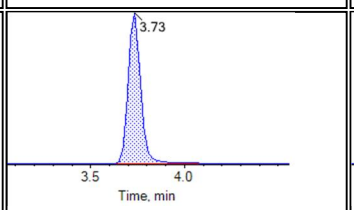

NEtFOSAA_1

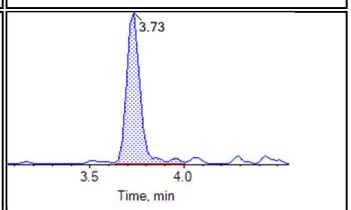

NEtFOSAA_2

Internal Standards:

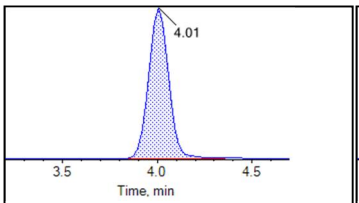

13C2-PFDoA

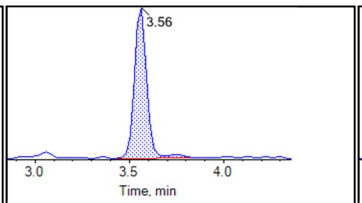

d3-MeFOSAA

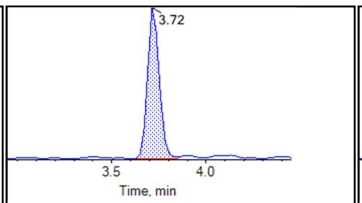

d5-EtFOSAA

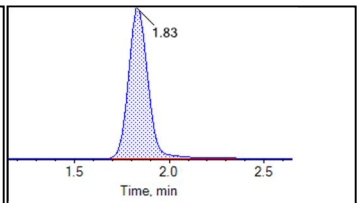

13C5-PFHxA

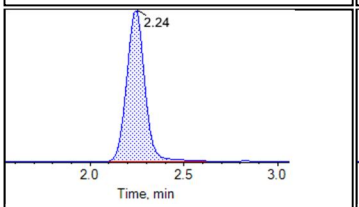

13C4-PFHpA

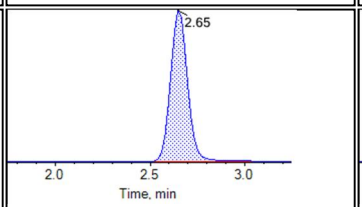

13C8-PFOA

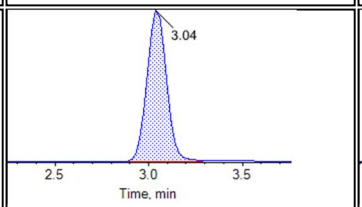

13C9-PFNA

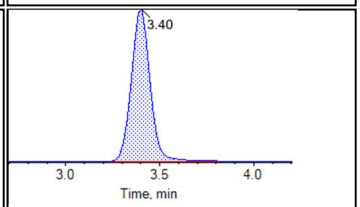

13C6-PFDA

BATTELLE

Chromatogram Report

Created with Analyst Reporter
Printed: 04/10/2018 7:58:19 PM

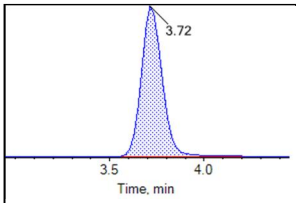

13C7-PFUnA

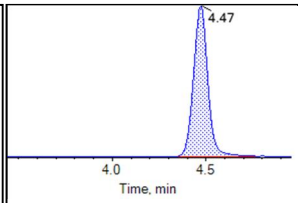

13C2-PFTeDA

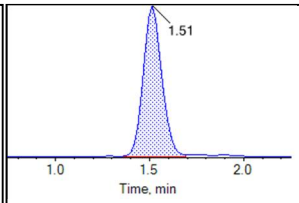

13C3-PFBS

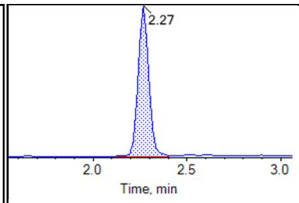

13C3-PFHxS

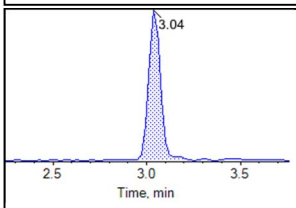

13C8-PFOS

BATTELLE

Chromatogram Report

Created with Analyst Reporter
Printed: 04/10/2018 7:58:24 PM

Sample Name	CR845PB-FS(0)	**Injection Vial**	16
Sample ID	Procedural Blank	**Injection Volume**	10.00
Sample Type	Unknown	**Instrument Name**	QTRAP 5500
Acquisition Date	2018-10-02T23:12:20	**Data File**	18-0567.wiff
Acquisition Method	5-0369.dam	**Result Table**	18-0567_BASE
Sample Comment			

Chromatograms

Target Analytes:

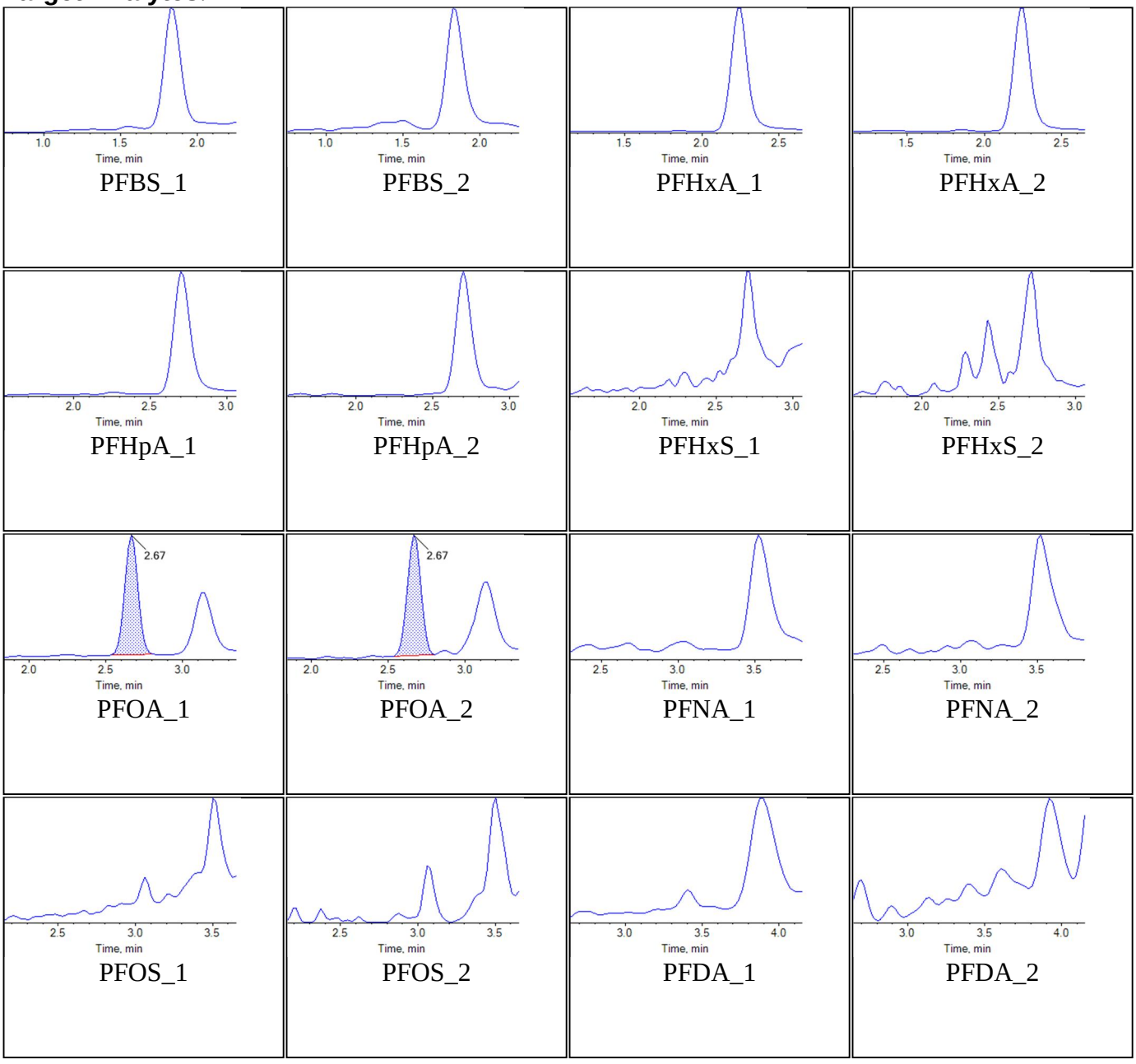

BATTELLE

Chromatogram Report

Created with Analyst Reporter
Printed: 04/10/2018 7:58:24 PM

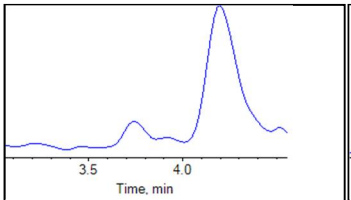

PFUnA_1

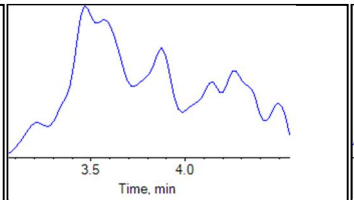

PFUnA_2

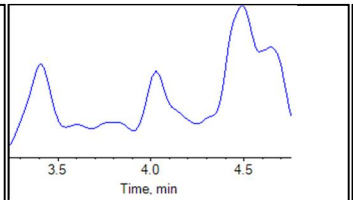

PFDoA_1

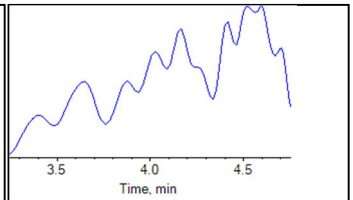

PFDoA_2

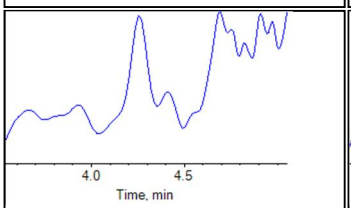

PFTrDA_1

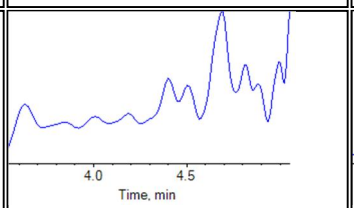

PFTrDA_2

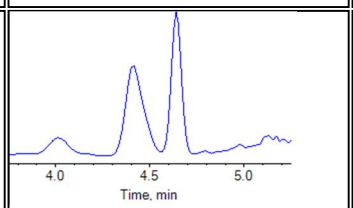

PFTeDA_1

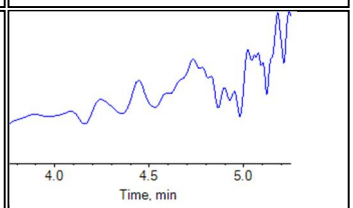

PFTeDA_2

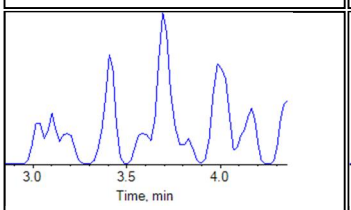

NMeFOSAA_1

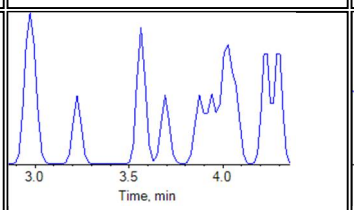

NMeFOSAA_2

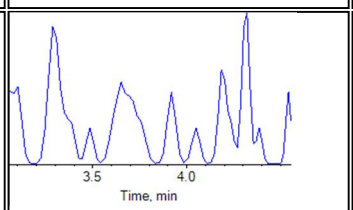

NEtFOSAA_1

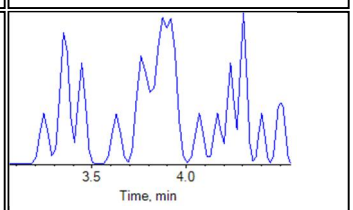

NEtFOSAA_2

Internal Standards:

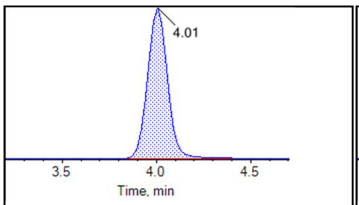

13C2-PFDoA

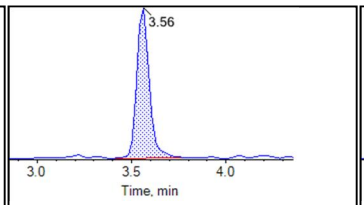

d3-MeFOSAA

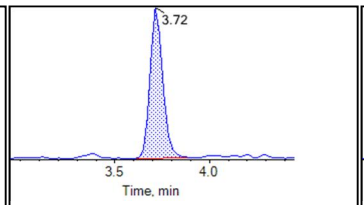

d5-EtFOSAA

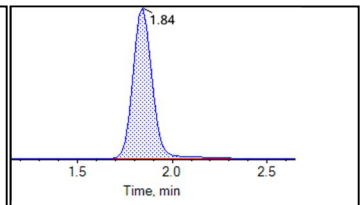

13C5-PFHxA

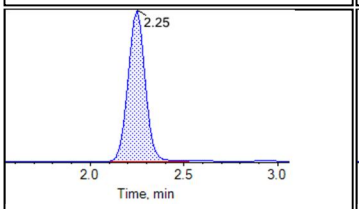

13C4-PFHpA

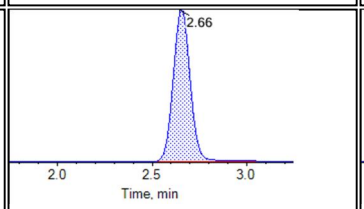

13C8-PFOA

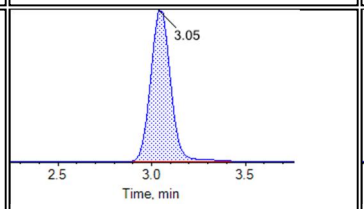

13C9-PFNA

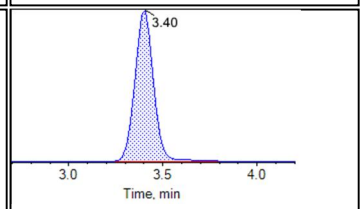

13C6-PFDA

BATTELLE

Chromatogram Report

Created with Analyst Reporter
Printed: 04/10/2018 7:58:24 PM

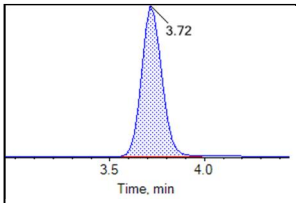

13C7-PFUnA

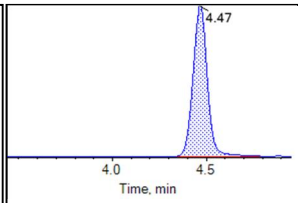

13C2-PFTeDA

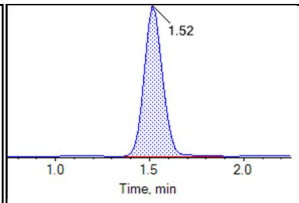

13C3-PFBS

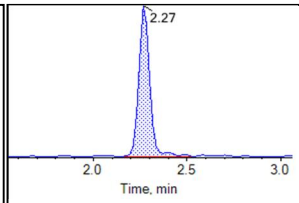

13C3-PFHxS

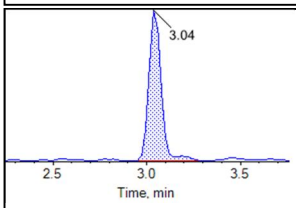

13C8-PFOS

BATTELLE

Chromatogram Report

Created with Analyst Reporter
Printed: 04/10/2018 7:58:29 PM

Sample Name	CR846LCS-FS(0)	**Injection Vial**	17
Sample ID	Laboratory Control Sample	**Injection Volume**	10.00
Sample Type	Unknown	**Instrument Name**	QTRAP 5500
Acquisition Date	2018-10-02T23:23:12	**Data File**	18-0567.wiff
Acquisition Method	5-0369.dam	**Result Table**	18-0567_BASE
Sample Comment			

Chromatograms

Target Analytes:

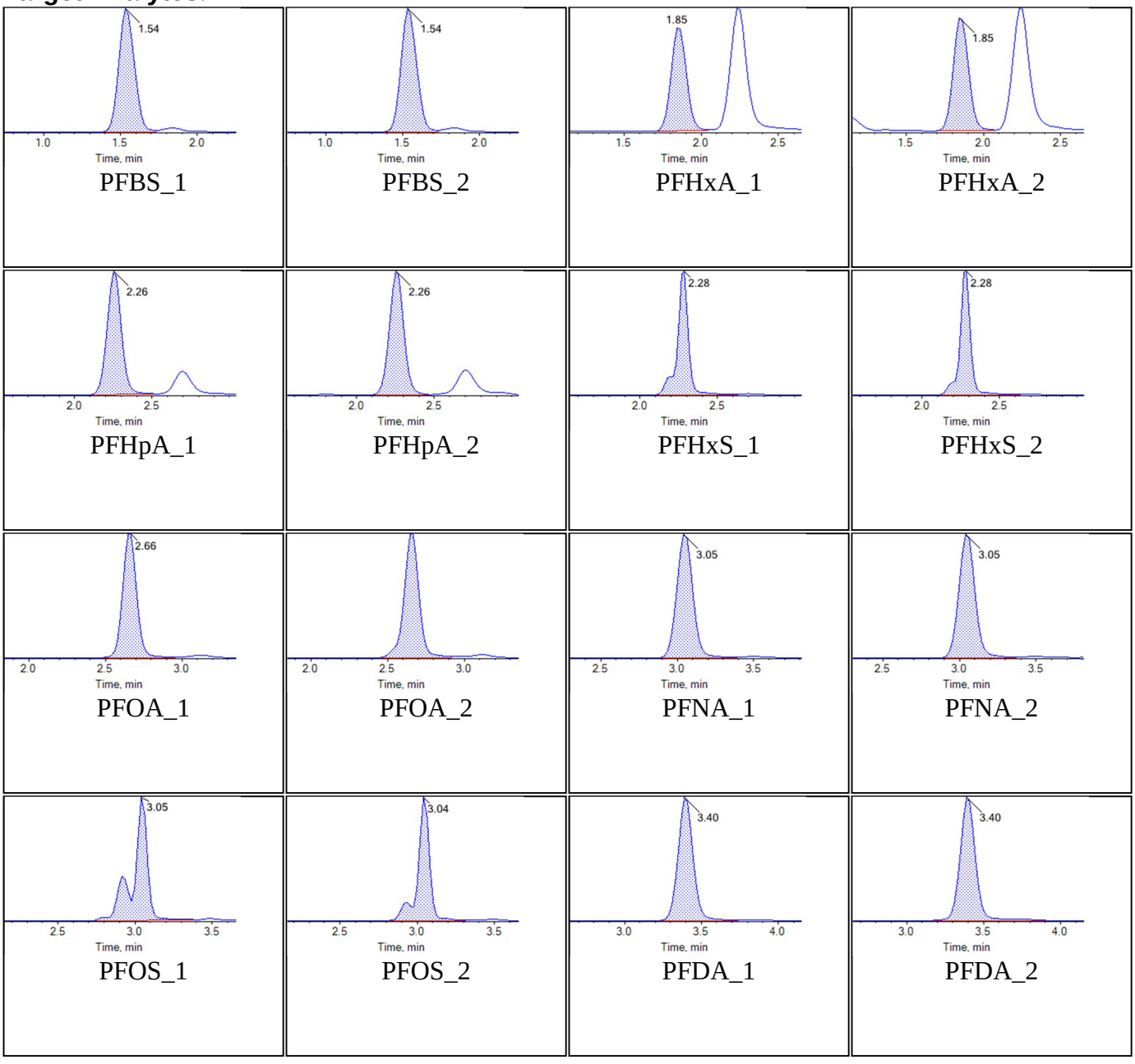

BATTELLE

Chromatogram Report

Created with Analyst Reporter
Printed: 04/10/2018 7:58:29 PM

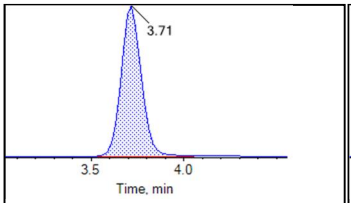

PFUnA_1

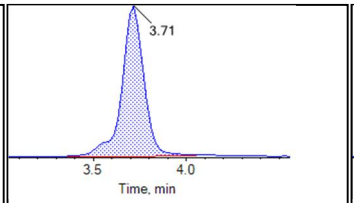

PFUnA_2

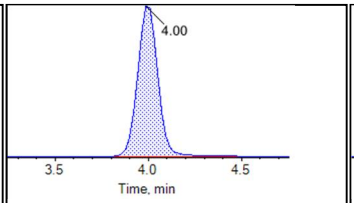

PFDoA_1

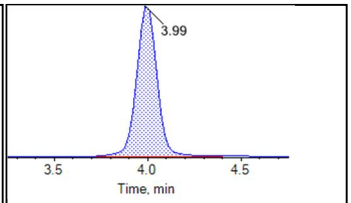

PFDoA_2

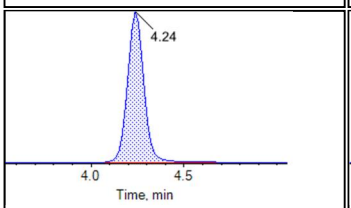

PFTrDA_1

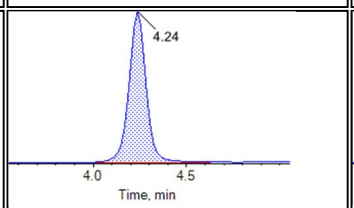

PFTrDA_2

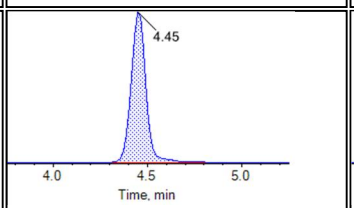

PFTeDA_1

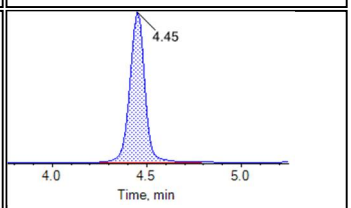

PFTeDA_2

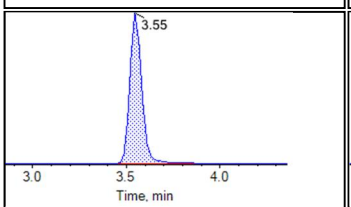

NMeFOSAA_1

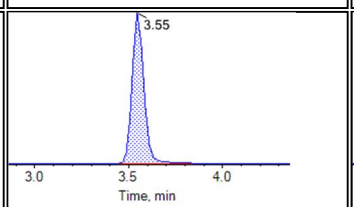

NMeFOSAA_2

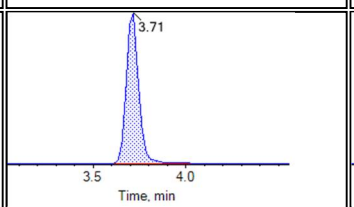

NEtFOSAA_1

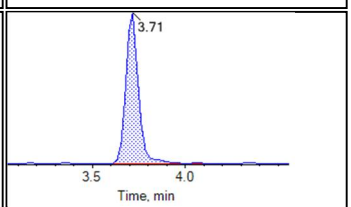

NEtFOSAA_2

Internal Standards:

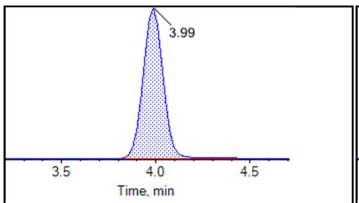

13C2-PFDoA

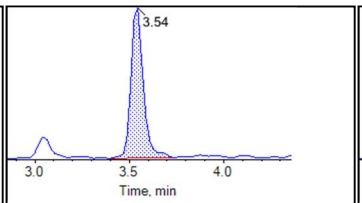

d3-MeFOSAA

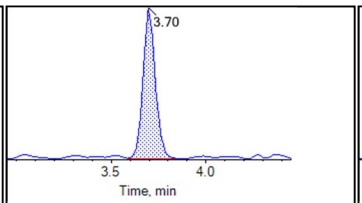

d5-EtFOSAA

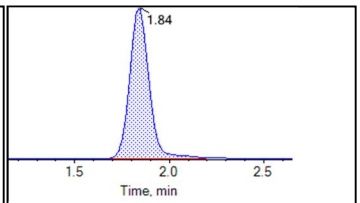

13C5-PFHxA

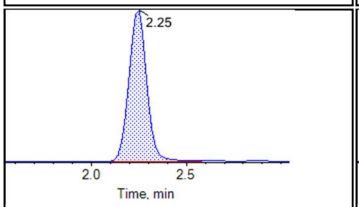

13C4-PFHpA

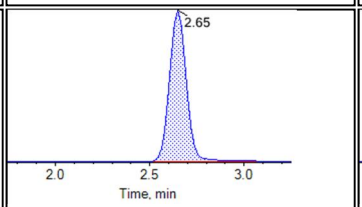

13C8-PFOA

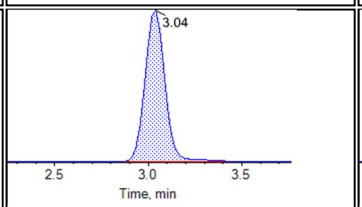

13C9-PFNA

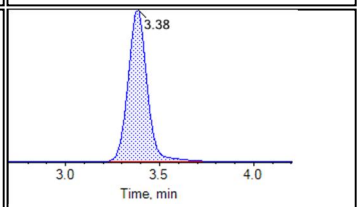

13C6-PFDA

BATTELLE

Chromatogram Report

Created with Analyst Reporter
Printed: 04/10/2018 7:58:29 PM

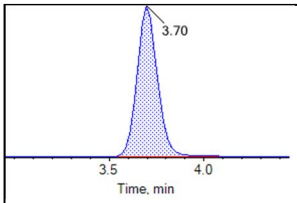

13C7-PFUnA

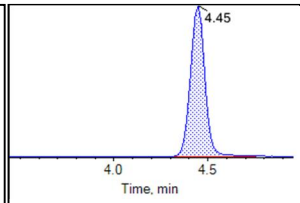

13C2-PFTeDA

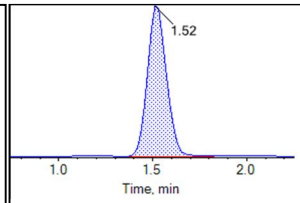

13C3-PFBS

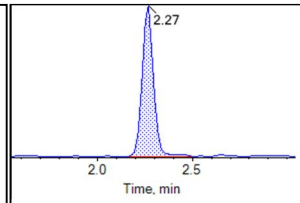

13C3-PFHxS

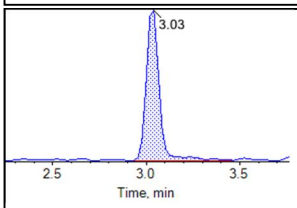

13C8-PFOS

BATTELLE

Chromatogram Report

Created with Analyst Reporter
Printed: 04/10/2018 7:58:35 PM

Sample Name	J8210-FS(0)	**Injection Vial**	18
Sample ID	VC-PM3009-DW01-0918	**Injection Volume**	10.00
Sample Type	Unknown	**Instrument Name**	QTRAP 5500
Acquisition Date	2018-10-02T23:34:04	**Data File**	18-0567.wiff
Acquisition Method	5-0369.dam	**Result Table**	18-0567_BASE
Sample Comment			

Chromatograms

Target Analytes:

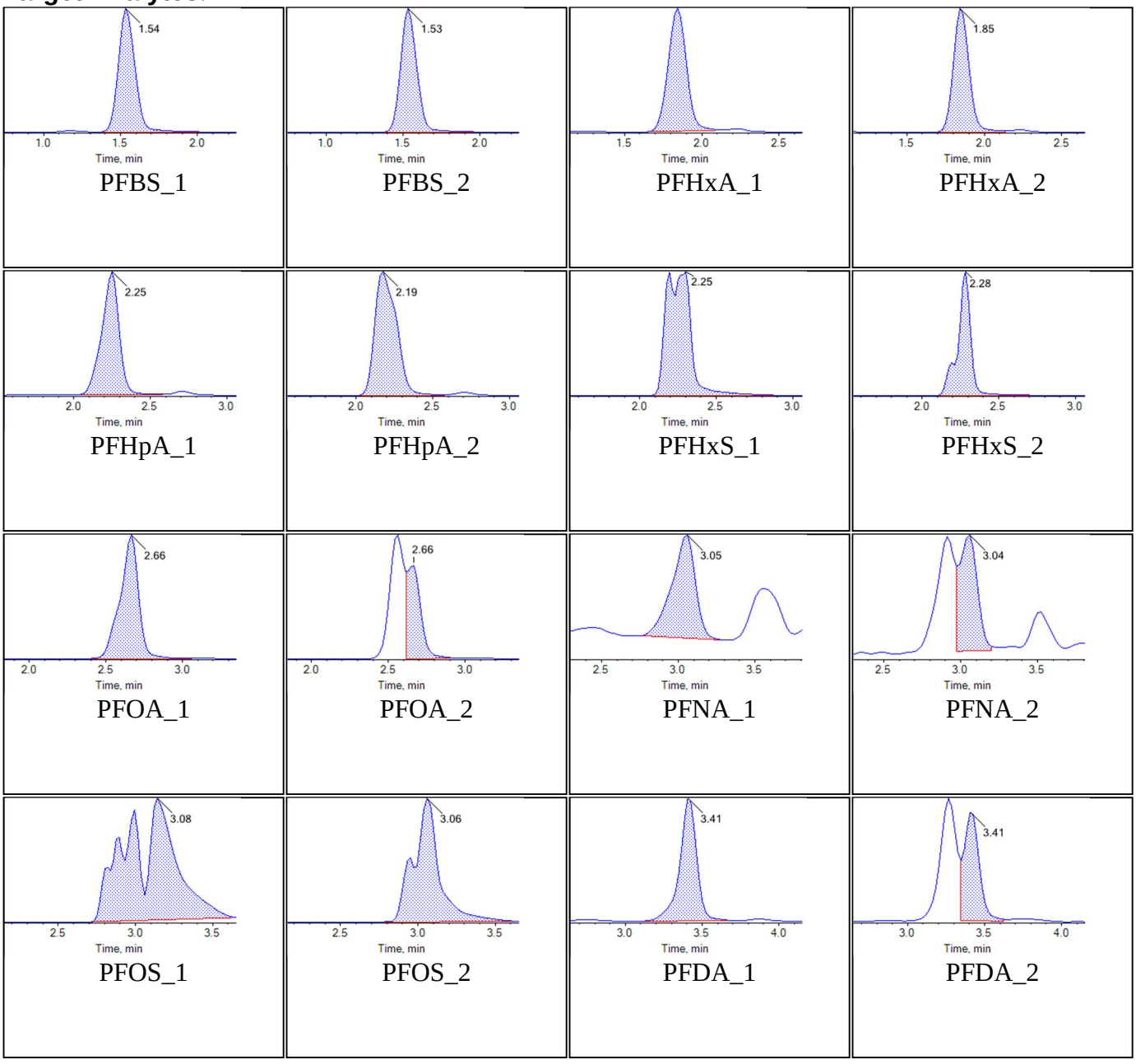

BATTELLE

Chromatogram Report

Created with Analyst Reporter
Printed: 04/10/2018 7:58:35 PM

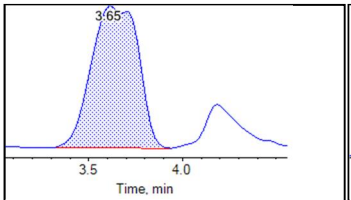

PFUnA_1

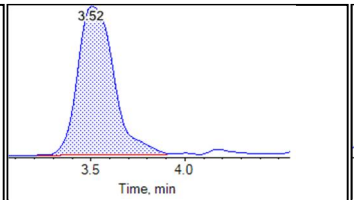

PFUnA_2

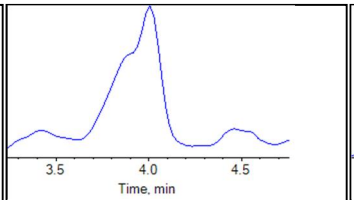

PFDoA_1

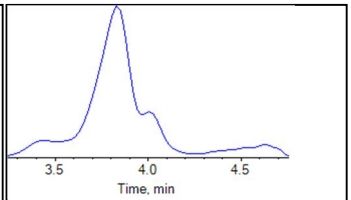

PFDoA_2

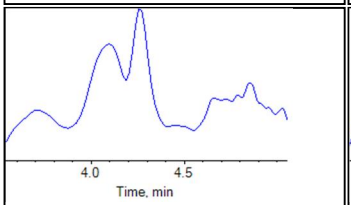

PFTrDA_1

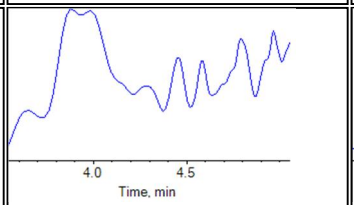

PFTrDA_2

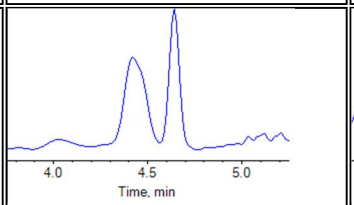

PFTeDA_1

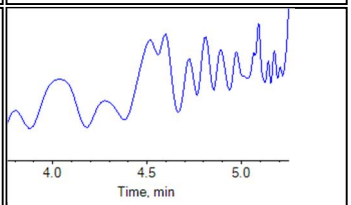

PFTeDA_2

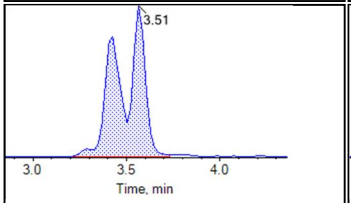

NMeFOSAA_1

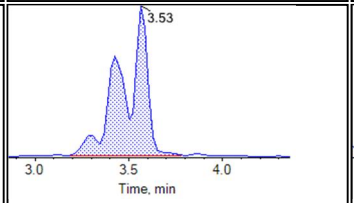

NMeFOSAA_2

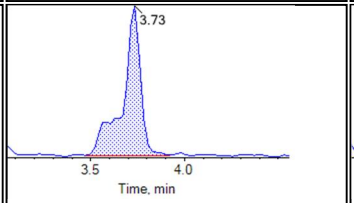

NEtFOSAA_1

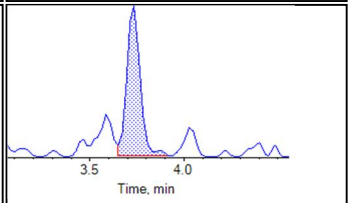

NEtFOSAA_2

Internal Standards:

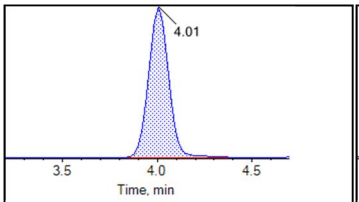

13C2-PFDoA

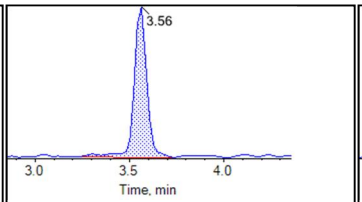

d3-MeFOSAA

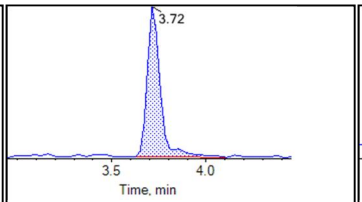

d5-EtFOSAA

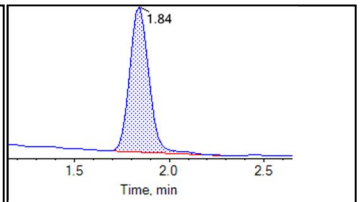

13C5-PFHxA

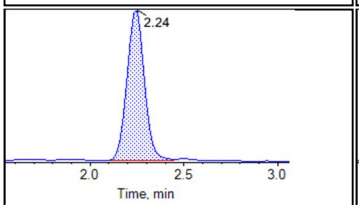

13C4-PFHpA

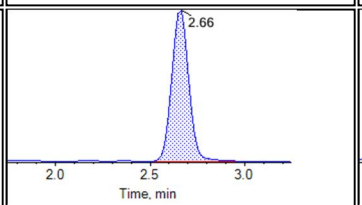

13C8-PFOA

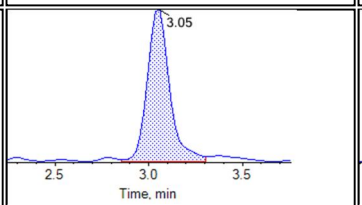

13C9-PFNA

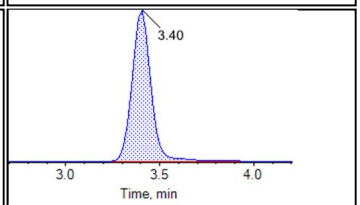

13C6-PFDA

BATTELLE

Chromatogram Report

Created with Analyst Reporter
Printed: 04/10/2018 7:58:35 PM

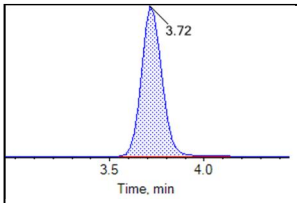

13C7-PFUnA

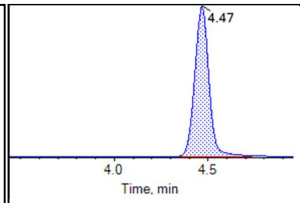

13C2-PFTeDA

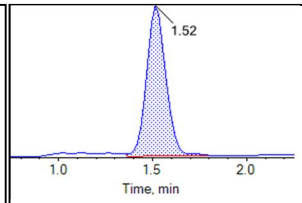

13C3-PFBS

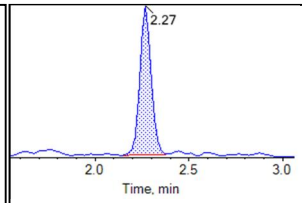

13C3-PFHxS

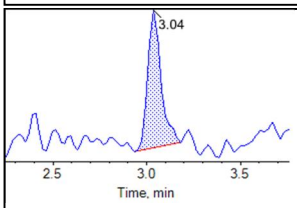

13C8-PFOS

BATTELLE

Chromatogram Report

Created with Analyst Reporter
Printed: 04/10/2018 7:58:40 PM

Sample Name	J8210-FS-D(3)	**Injection Vial**	19
Sample ID	VC-PM3009-DW01-0918	**Injection Volume**	10.00
Sample Type	Unknown	**Instrument Name**	QTRAP 5500
Acquisition Date	2018-10-02T23:44:56	**Data File**	18-0567.wiff
Acquisition Method	5-0369.dam	**Result Table**	18-0567_BASE
Sample Comment			

Chromatograms

Target Analytes:

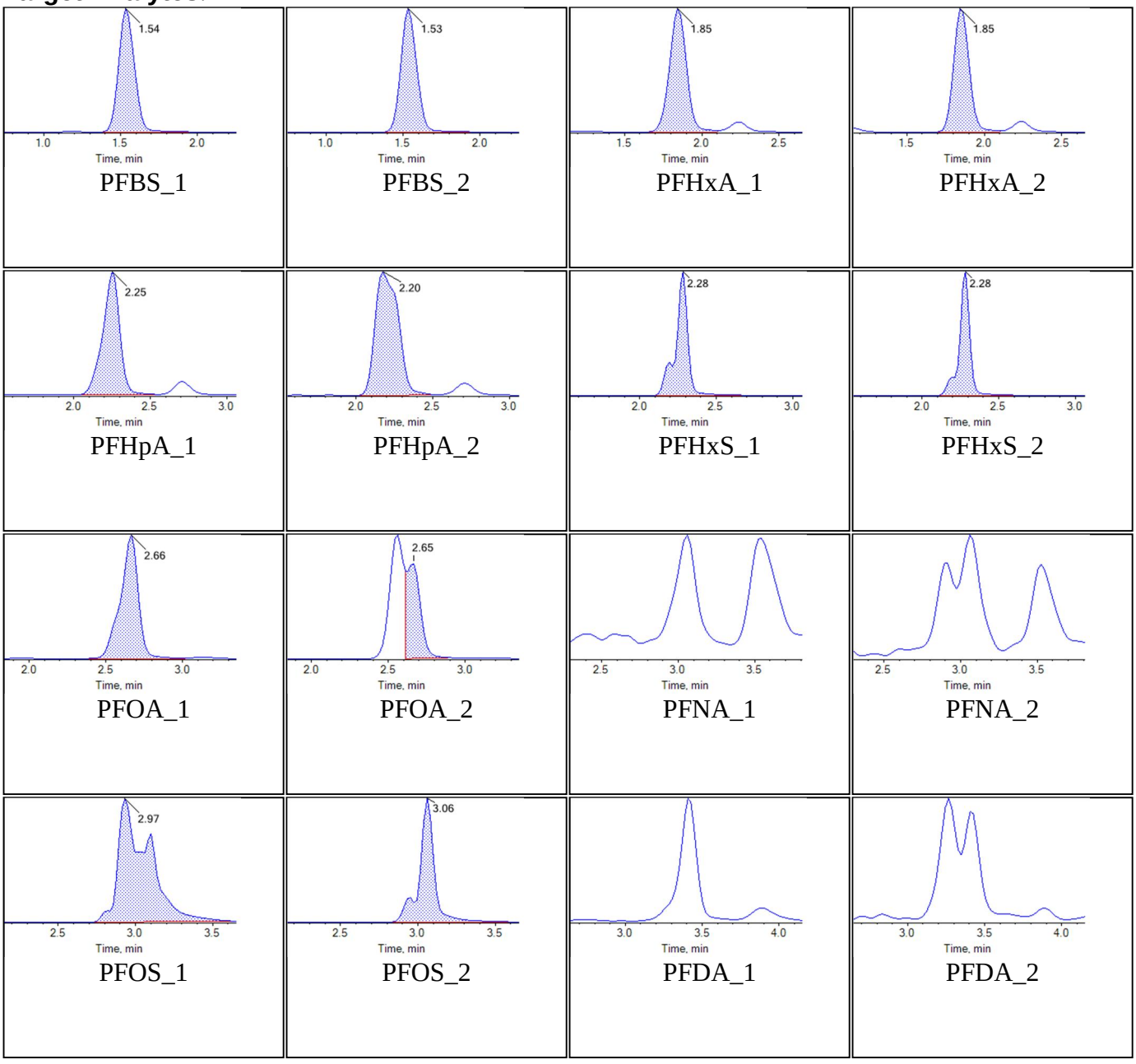

BATTELLE

Chromatogram Report

Created with Analyst Reporter
Printed: 04/10/2018 7:58:40 PM

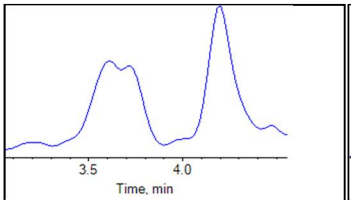

PFUnA_1

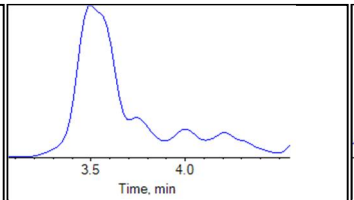

PFUnA_2

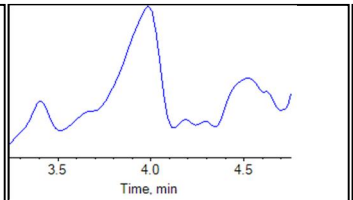

PFDoA_1

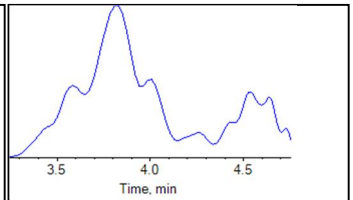

PFDoA_2

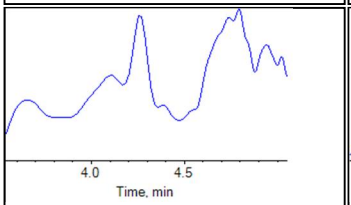

PFTrDA_1

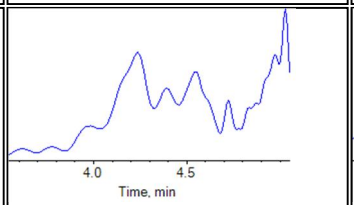

PFTrDA_2

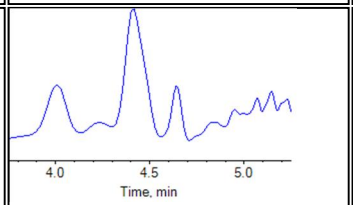

PFTeDA_1

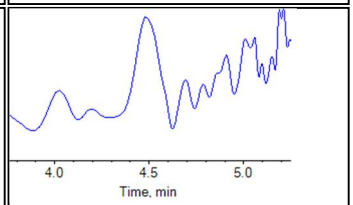

PFTeDA_2

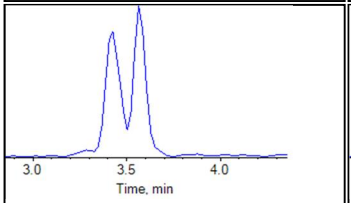

NMeFOSAA_1

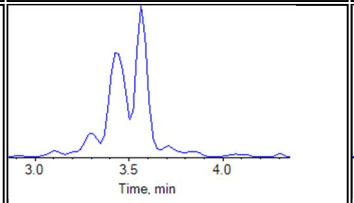

NMeFOSAA_2

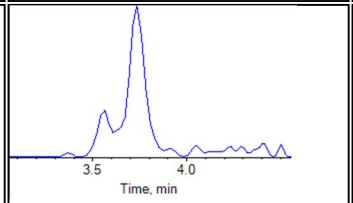

NEtFOSAA_1

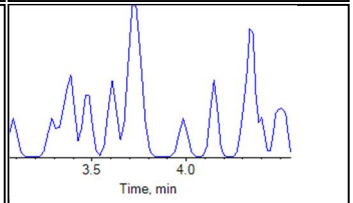

NEtFOSAA_2

Internal Standards:

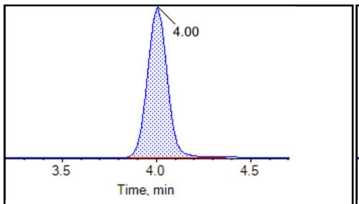

13C2-PFDoA

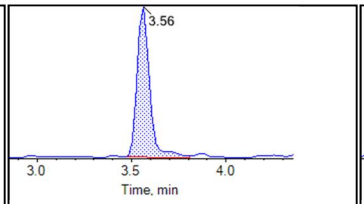

d3-MeFOSAA

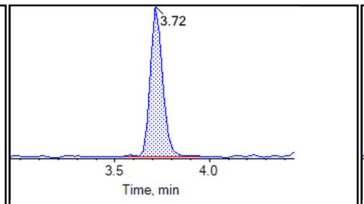

d5-EtFOSAA

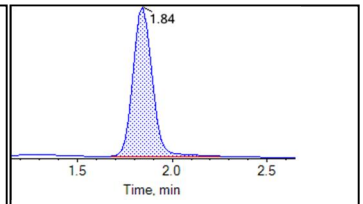

13C5-PFHxA

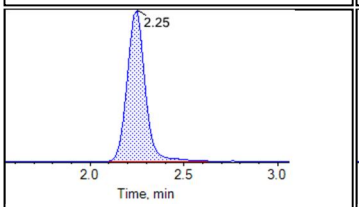

13C4-PFHpA

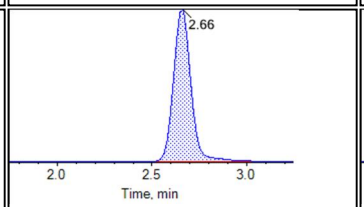

13C8-PFOA

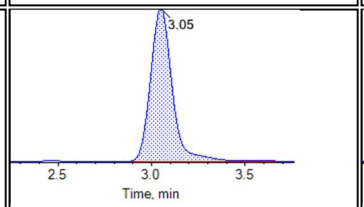

13C9-PFNA

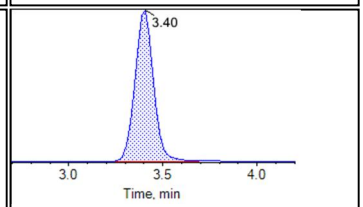

13C6-PFDA

BATTELLE

Chromatogram Report

Created with Analyst Reporter
Printed: 04/10/2018 7:58:40 PM

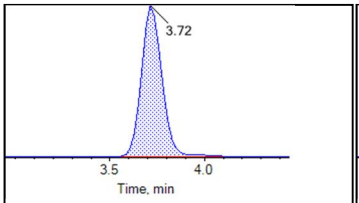

13C7-PFUnA

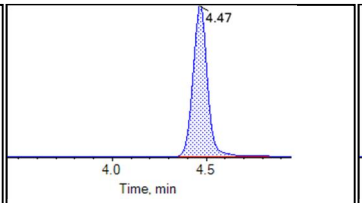

13C2-PFTeDA

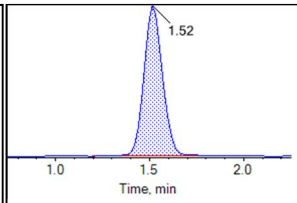

13C3-PFBS

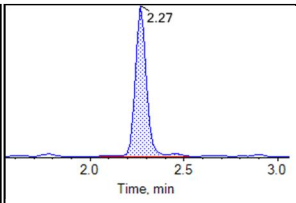

13C3-PFHxS

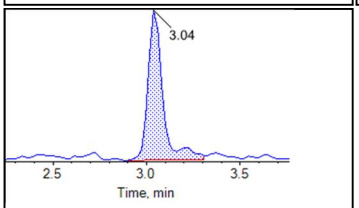

13C8-PFOS

BATTELLE

Chromatogram Report

Created with Analyst Reporter
Printed: 04/10/2018 7:58:46 PM

Sample Name	J8210-FS-D(5)	**Injection Vial**	20
Sample ID	VC-PM3009-DW01-0918	**Injection Volume**	10.00
Sample Type	Unknown	**Instrument Name**	QTRAP 5500
Acquisition Date	2018-10-02T23:55:48	**Data File**	18-0567.wiff
Acquisition Method	5-0369.dam	**Result Table**	18-0567_BASE
Sample Comment			

Chromatograms

Target Analytes:

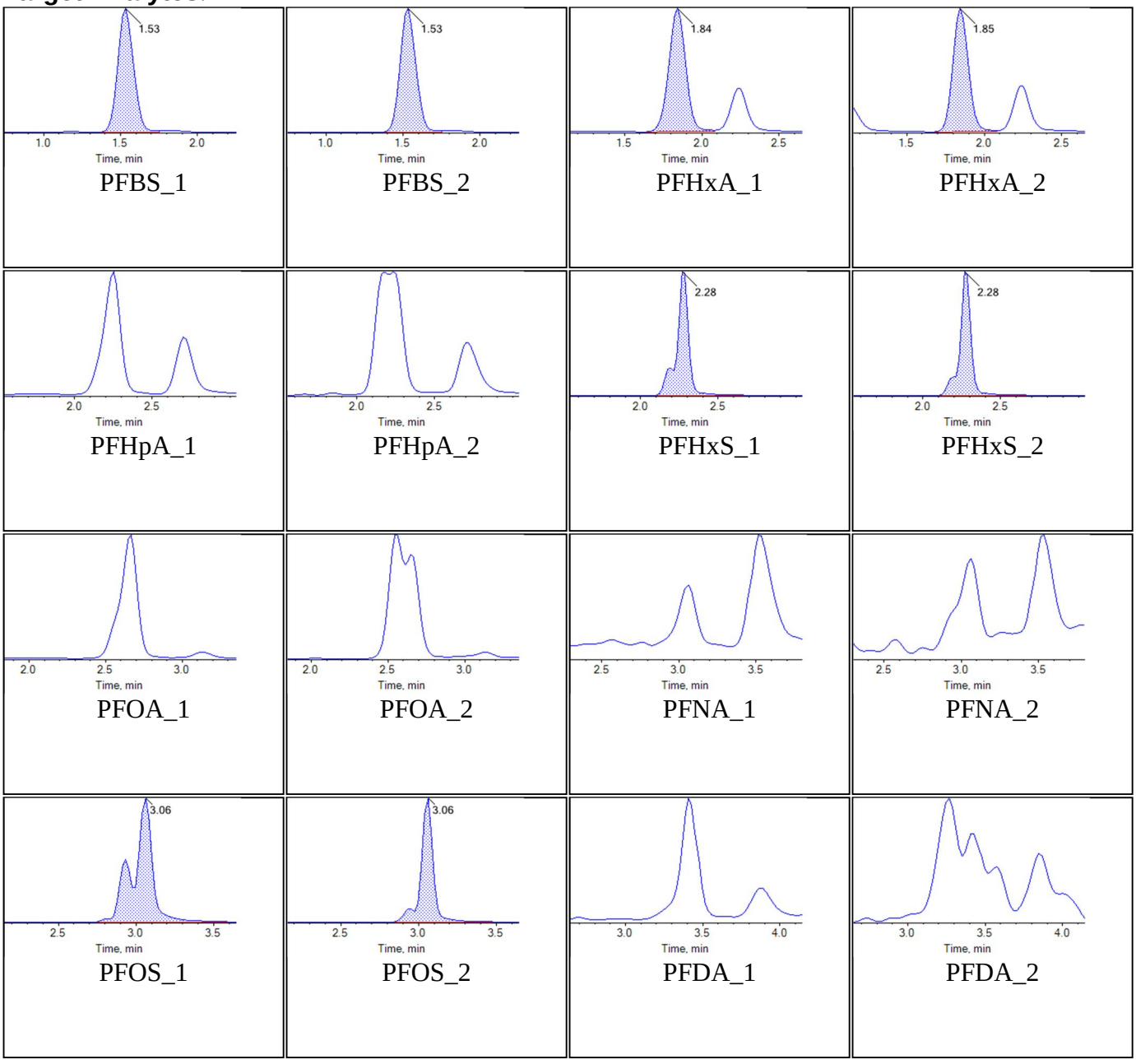

BATTELLE

Chromatogram Report

Created with Analyst Reporter
Printed: 04/10/2018 7:58:46 PM

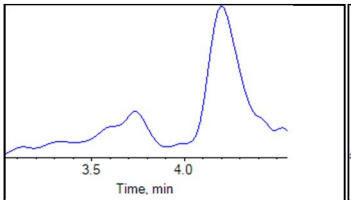

PFUnA_1

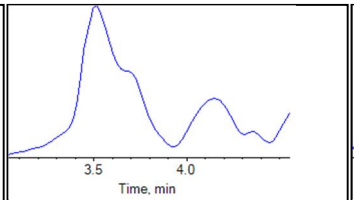

PFUnA_2

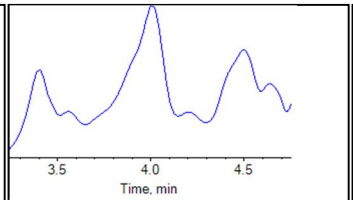

PFDoA_1

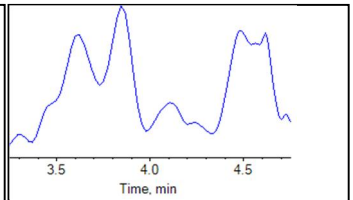

PFDoA_2

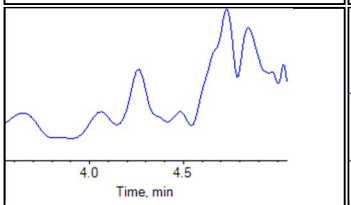

PFTrDA_1

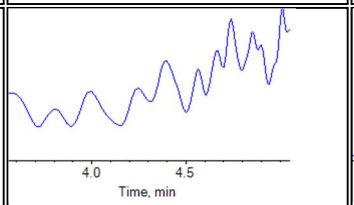

PFTrDA_2

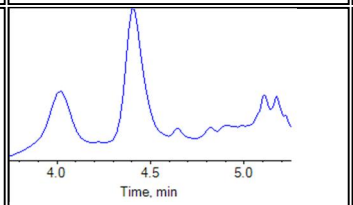

PFTeDA_1

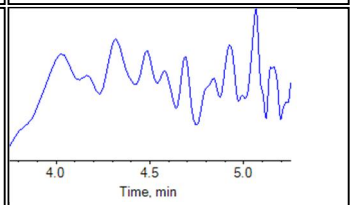

PFTeDA_2

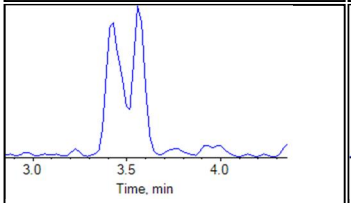

NMeFOSAA_1

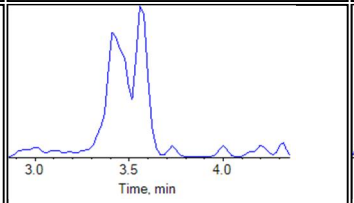

NMeFOSAA_2

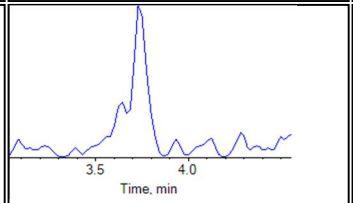

NEtFOSAA_1

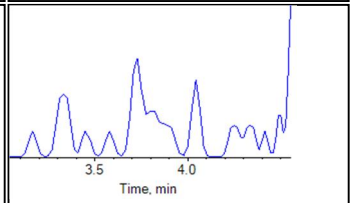

NEtFOSAA_2

Internal Standards:

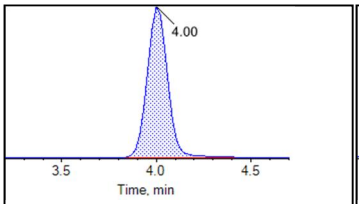

13C2-PFDoA

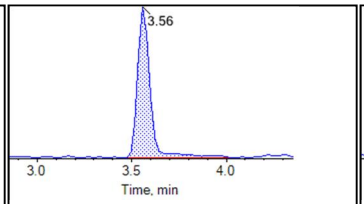

d3-MeFOSAA

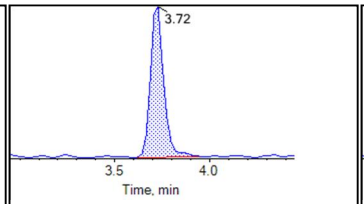

d5-EtFOSAA

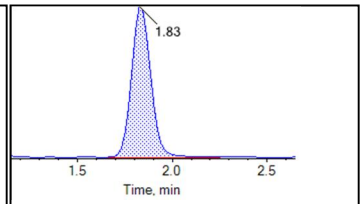

13C5-PFHxA

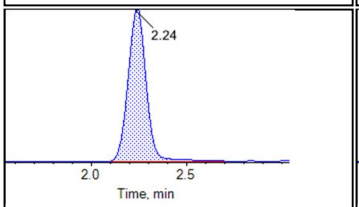

13C4-PFHpA

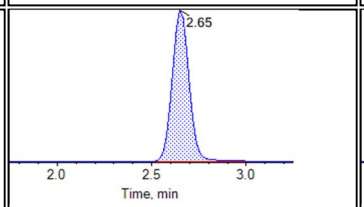

13C8-PFOA

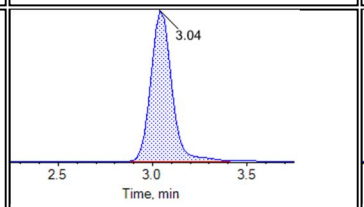

13C9-PFNA

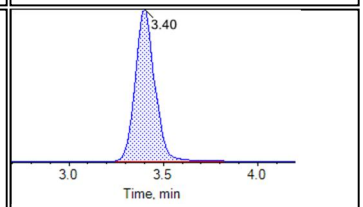

13C6-PFDA

BATTELLE

Chromatogram Report

Created with Analyst Reporter
Printed: 04/10/2018 7:58:46 PM

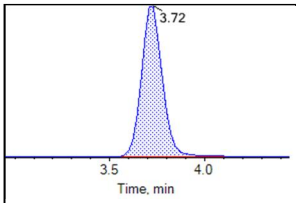

13C7-PFUnA

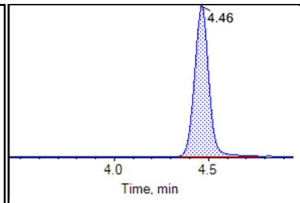

13C2-PFTeDA

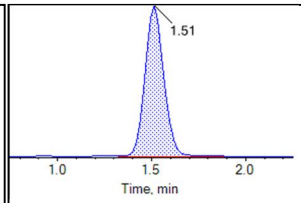

13C3-PFBS

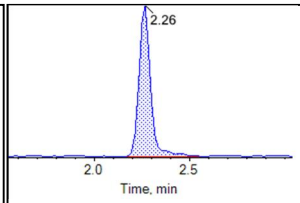

13C3-PFHxS

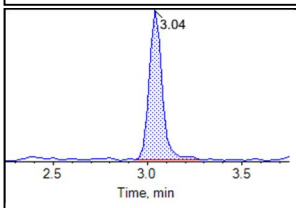

13C8-PFOS

BATTELLE

Chromatogram Report

Created with Analyst Reporter
Printed: 04/10/2018 7:58:51 PM

Sample Name	J8210-FS-D(7)	**Injection Vial**	21
Sample ID	VC-PM3009-DW01-0918	**Injection Volume**	10.00
Sample Type	Unknown	**Instrument Name**	QTRAP 5500
Acquisition Date	2018-10-03T00:06:40	**Data File**	18-0567.wiff
Acquisition Method	5-0369.dam	**Result Table**	18-0567_BASE
Sample Comment			

Chromatograms

Target Analytes:

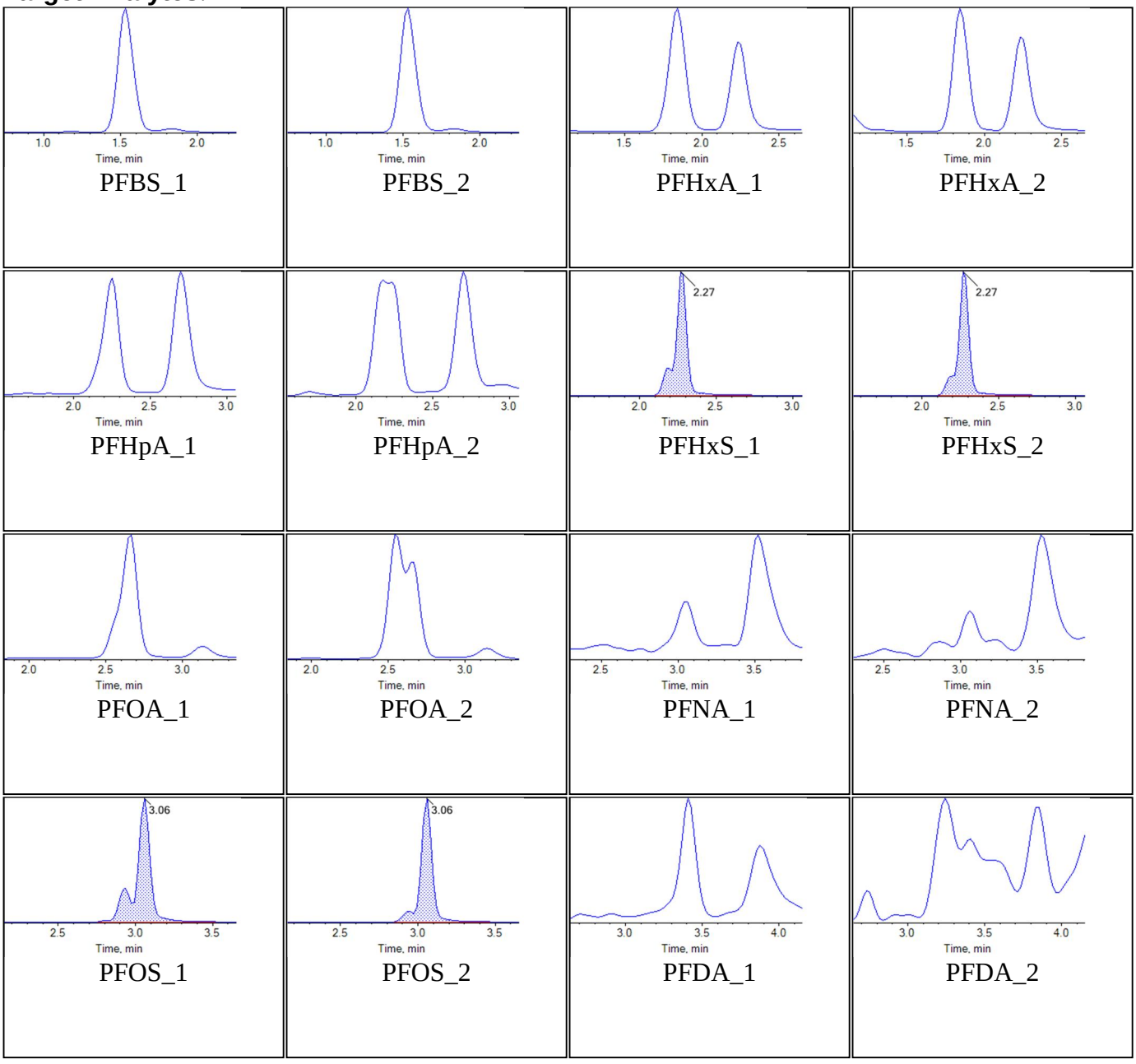

BATTELLE

Chromatogram Report

Created with Analyst Reporter
Printed: 04/10/2018 7:58:51 PM

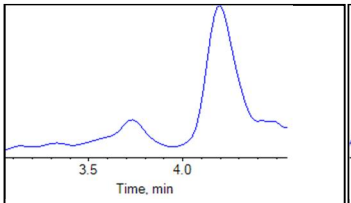

PFUnA_1

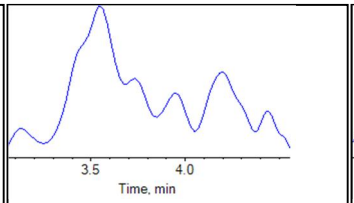

PFUnA_2

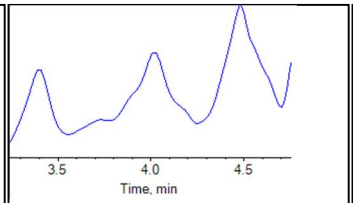

PFDoA_1

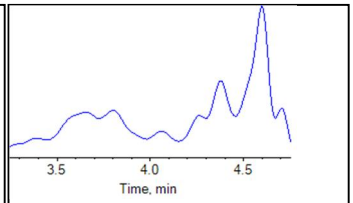

PFDoA_2

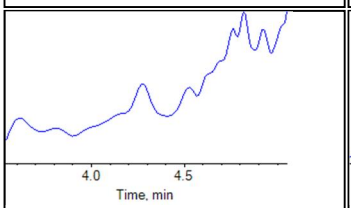

PFTrDA_1

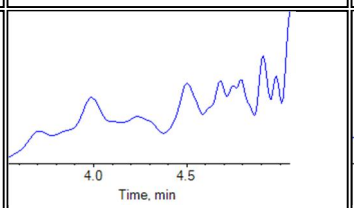

PFTrDA_2

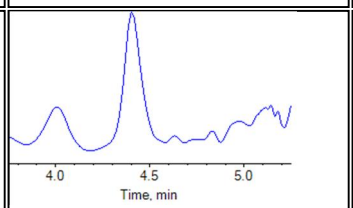

PFTeDA_1

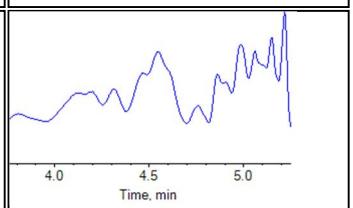

PFTeDA_2

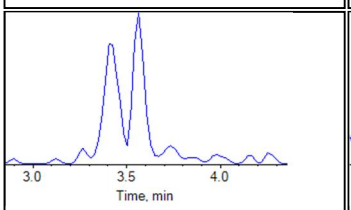

NMeFOSAA_1

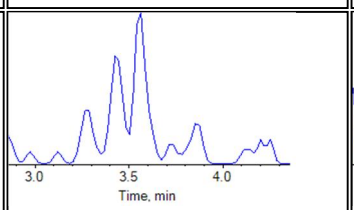

NMeFOSAA_2

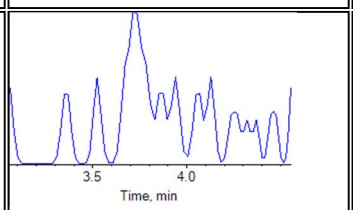

NEtFOSAA_1

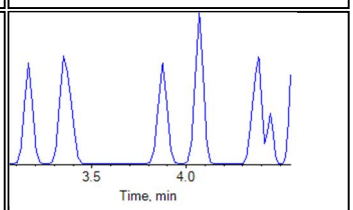

NEtFOSAA_2

Internal Standards:

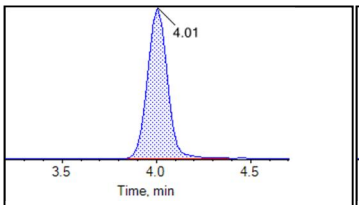

13C2-PFDoA

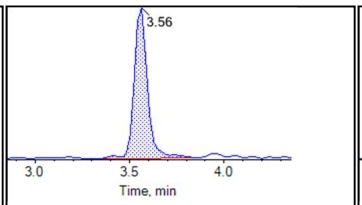

d3-MeFOSAA

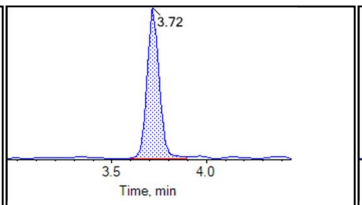

d5-EtFOSAA

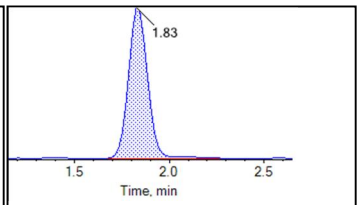

13C5-PFHxA

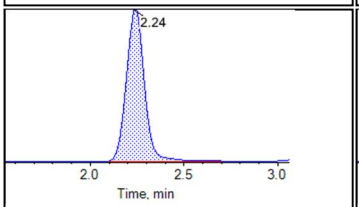

13C4-PFHpA

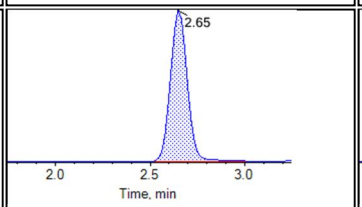

13C8-PFOA

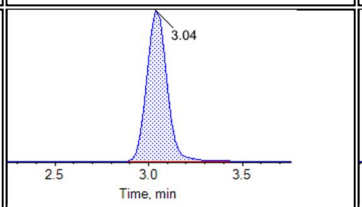

13C9-PFNA

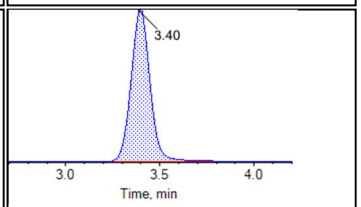

13C6-PFDA

BATTELLE

Chromatogram Report

Created with Analyst Reporter
Printed: 04/10/2018 7:58:51 PM

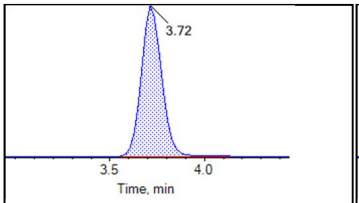

13C7-PFUnA

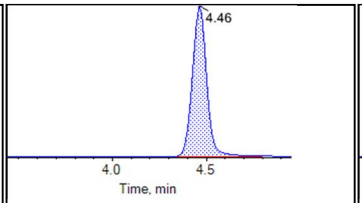

13C2-PFTeDA

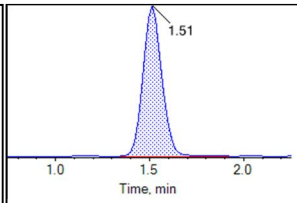

13C3-PFBS

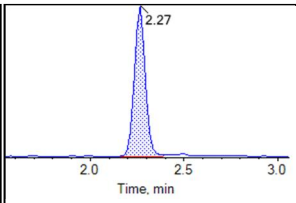

13C3-PFHxS

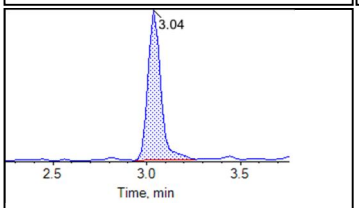

13C8-PFOS

BATTELLE

Chromatogram Report

Created with Analyst Reporter
Printed: 04/10/2018 7:58:56 PM

Sample Name	J8210-FS-D(9)	**Injection Vial**	22
Sample ID	VC-PM3009-DW01-0918	**Injection Volume**	10.00
Sample Type	Unknown	**Instrument Name**	QTRAP 5500
Acquisition Date	2018-10-03T00:17:32	**Data File**	18-0567.wiff
Acquisition Method	5-0369.dam	**Result Table**	18-0567_BASE
Sample Comment			

Chromatograms

Target Analytes:

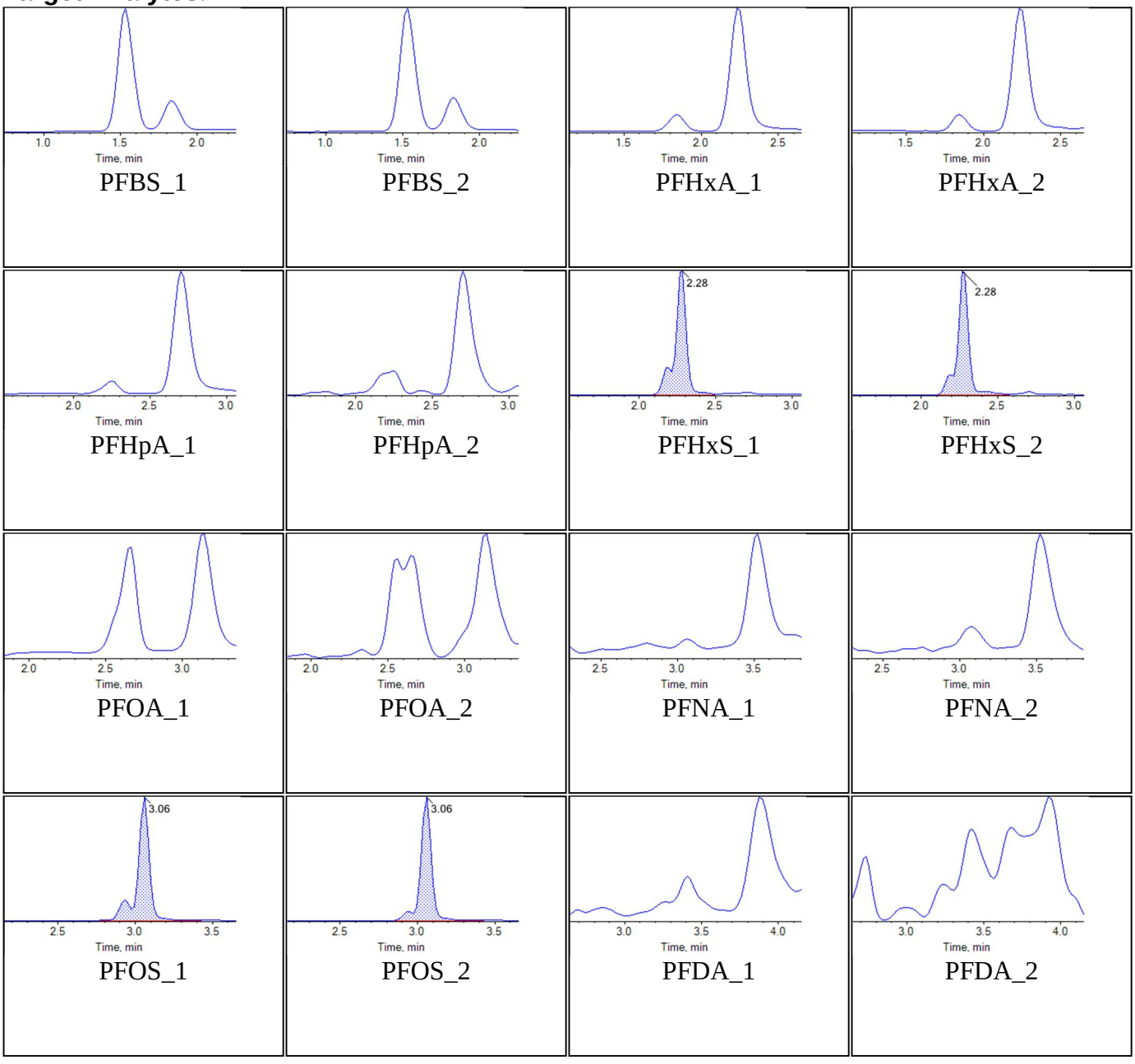

BATTELLE

Chromatogram Report

Created with Analyst Reporter
Printed: 04/10/2018 7:58:56 PM

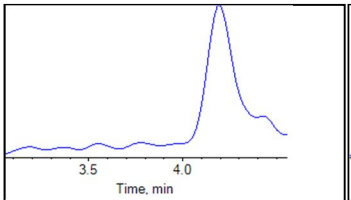

PFUnA_1

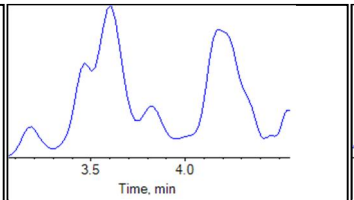

PFUnA_2

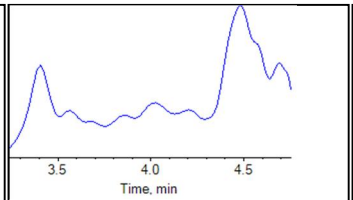

PFDoA_1

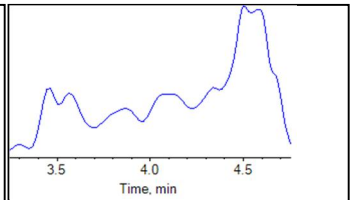

PFDoA_2

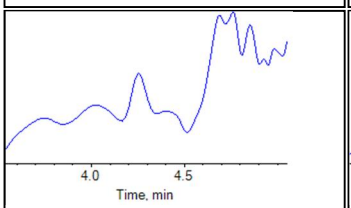

PFTrDA_1

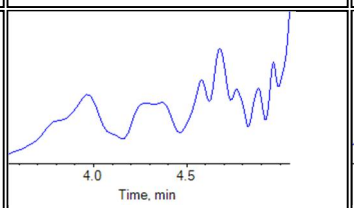

PFTrDA_2

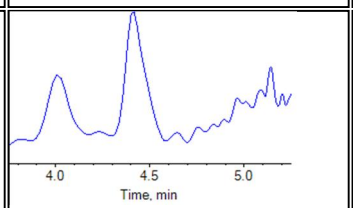

PFTeDA_1

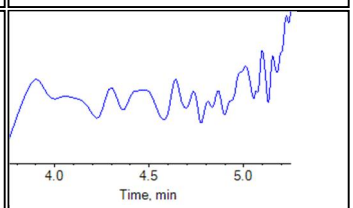

PFTeDA_2

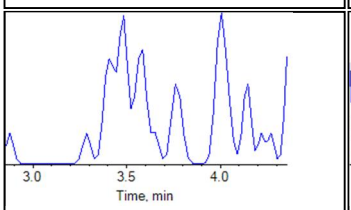

NMeFOSAA_1

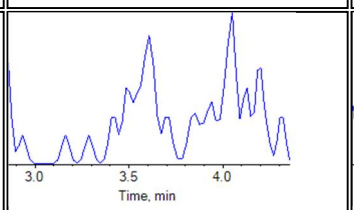

NMeFOSAA_2

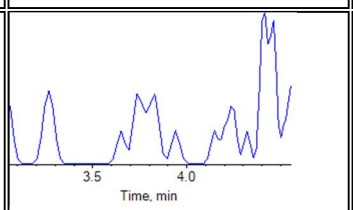

NEtFOSAA_1

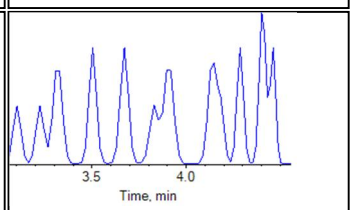

NEtFOSAA_2

Internal Standards:

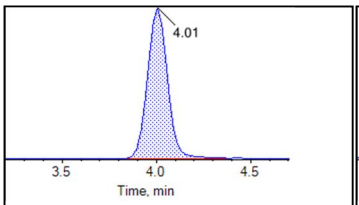

13C2-PFDoA

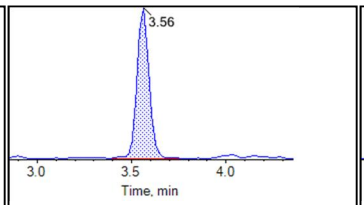

d3-MeFOSAA

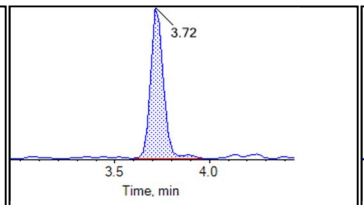

d5-EtFOSAA

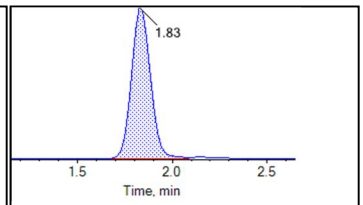

13C5-PFHxA

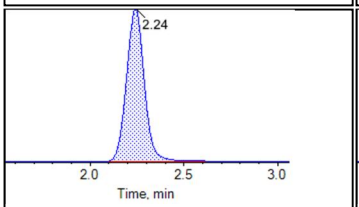

13C4-PFHpA

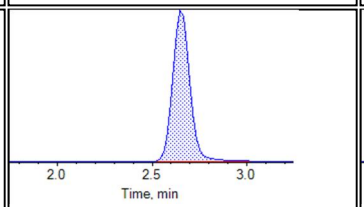

13C8-PFOA

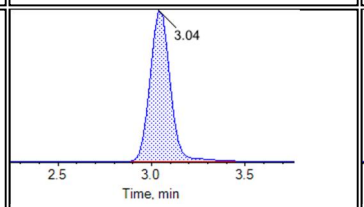

13C9-PFNA

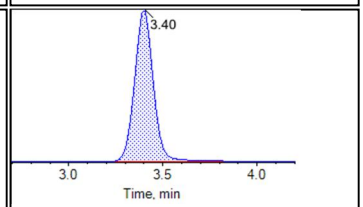

13C6-PFDA

BATTELLE

Chromatogram Report

Created with Analyst Reporter
Printed: 04/10/2018 7:58:56 PM

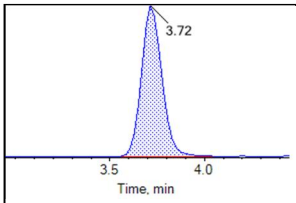

13C7-PFUnA

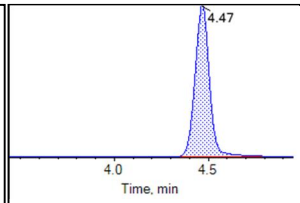

13C2-PFTeDA

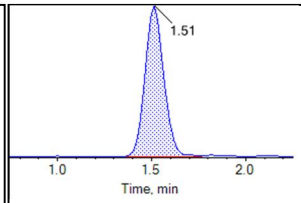

13C3-PFBS

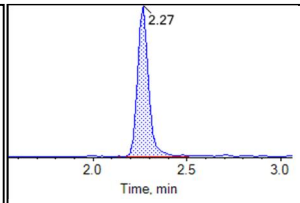

13C3-PFHxS

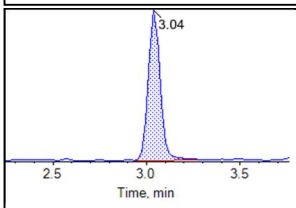

13C8-PFOS

BATTELLE

Chromatogram Report

Created with Analyst Reporter
Printed: 04/10/2018 7:59:02 PM

Sample Name	KB85 CCV	**Injection Vial**	24
Sample ID	CCV	**Injection Volume**	10.00
Sample Type	Quality Control	**Instrument Name**	QTRAP 5500
Acquisition Date	2018-10-03T00:39:17	**Data File**	18-0567.wiff
Acquisition Method	5-0369.dam	**Result Table**	18-0567_BASE
Sample Comment			

Chromatograms

Target Analytes:

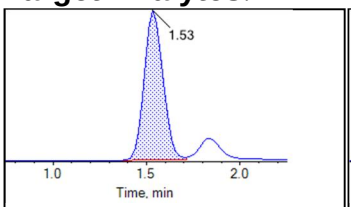

PFBS_1

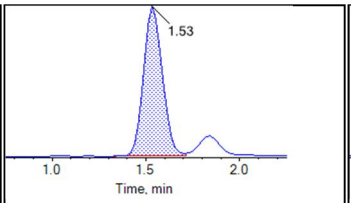

PFBS_2

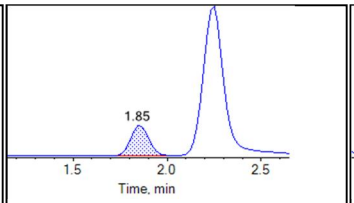

PFHxA_1

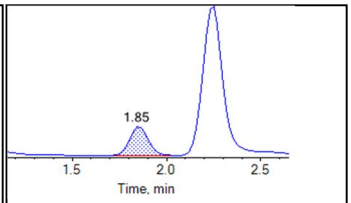

PFHxA_2

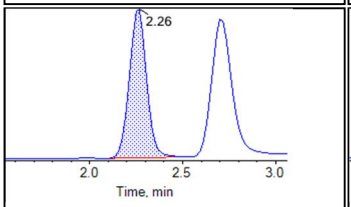

PFHpA_1

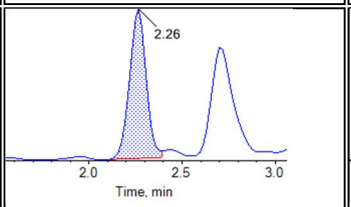

PFHpA_2

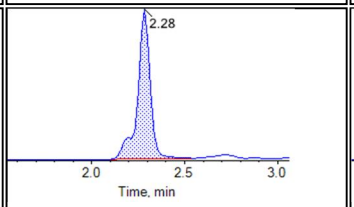

PFHxS_1

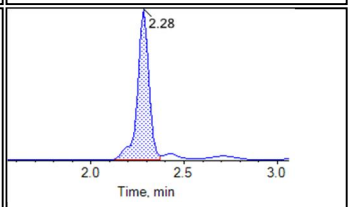

PFHxS_2

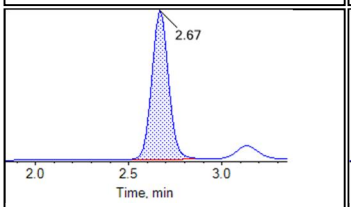

PFOA_1

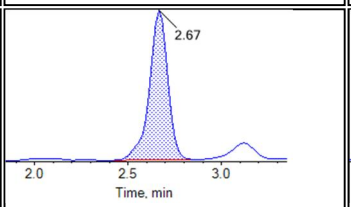

PFOA_2

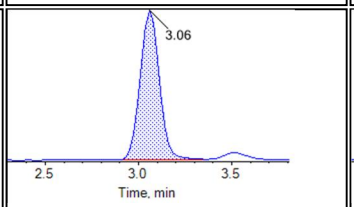

PFNA_1

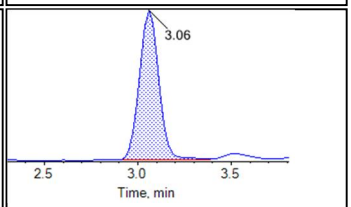

PFNA_2

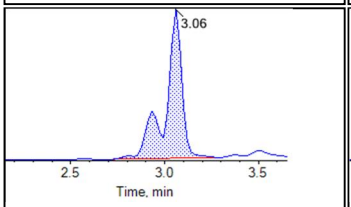

PFOS_1

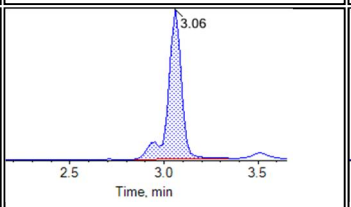

PFOS_2

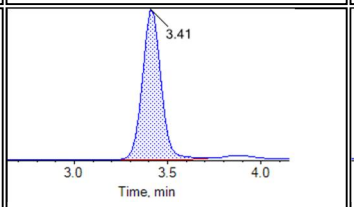

PFDA_1

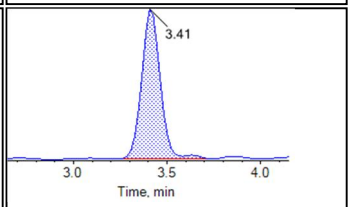

PFDA_2

BATTELLE

Chromatogram Report

Created with Analyst Reporter
Printed: 04/10/2018 7:59:02 PM

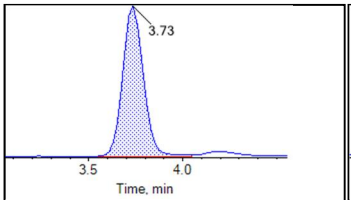

PFUnA_1

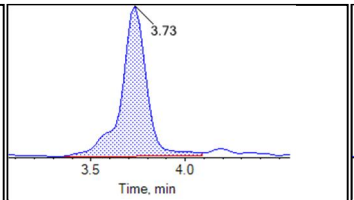

PFUnA_2

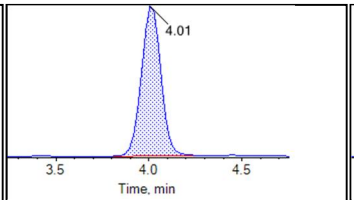

PFDoA_1

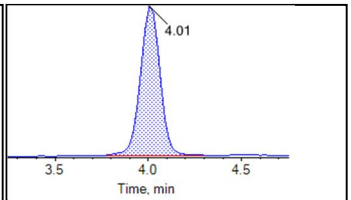

PFDoA_2

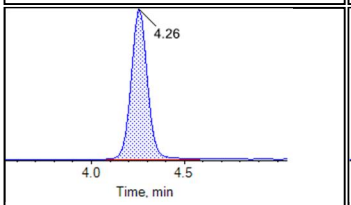

PFTrDA_1

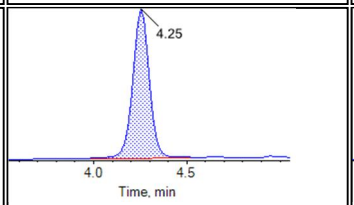

PFTrDA_2

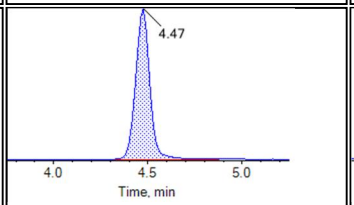

PFTeDA_1

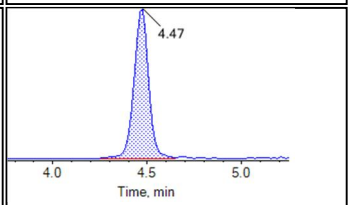

PFTeDA_2

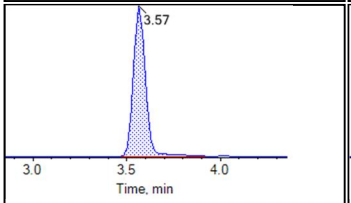

NMeFOSAA_1

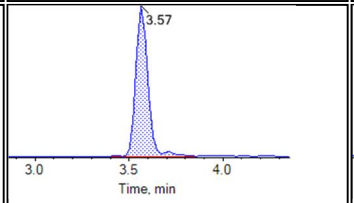

NMeFOSAA_2

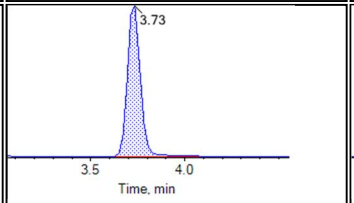

NEtFOSAA_1

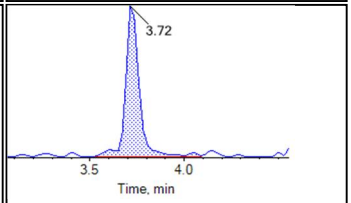

NEtFOSAA_2

Internal Standards:

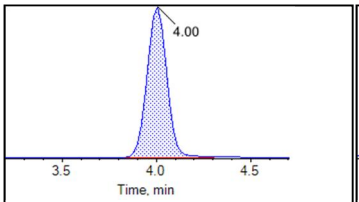

13C2-PFDoA

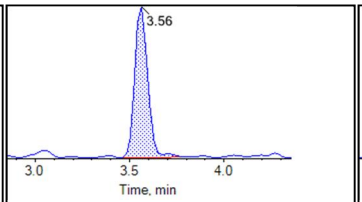

d3-MeFOSAA

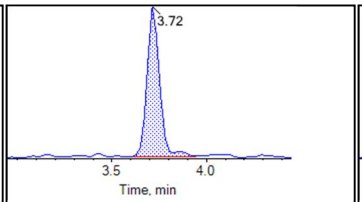

d5-EtFOSAA

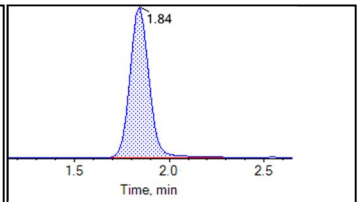

13C5-PFHxA

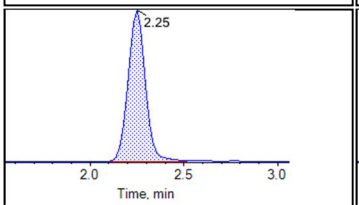

13C4-PFHpA

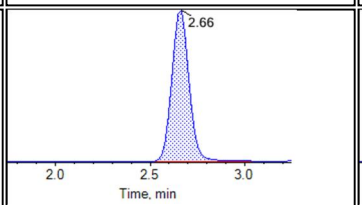

13C8-PFOA

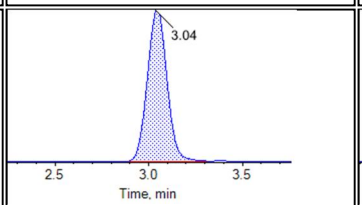

13C9-PFNA

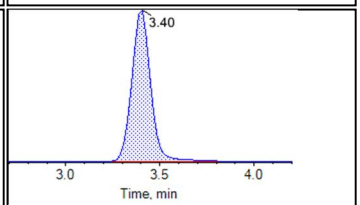

13C6-PFDA

BATTELLE

Chromatogram Report

Created with Analyst Reporter
Printed: 04/10/2018 7:59:02 PM

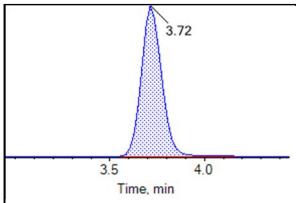

13C7-PFUnA

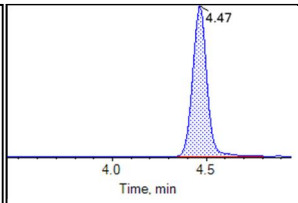

13C2-PFTeDA

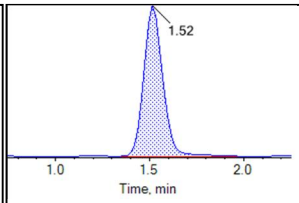

13C3-PFBS

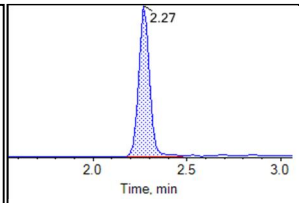

13C3-PFHxS

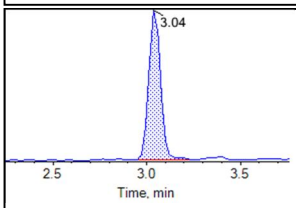

13C8-PFOS

BATTELLE

Chromatogram Report

Created with Analyst Reporter
Printed: 04/10/2018 7:59:07 PM

Sample Name	J8211-FS(0)	**Injection Vial**	26
Sample ID	VC-PM3009-DW02-0918	**Injection Volume**	10.00
Sample Type	Unknown	**Instrument Name**	QTRAP 5500
Acquisition Date	2018-10-03T01:01:00	**Data File**	18-0567.wiff
Acquisition Method	5-0369.dam	**Result Table**	18-0567_BASE
Sample Comment			

Chromatograms

Target Analytes:

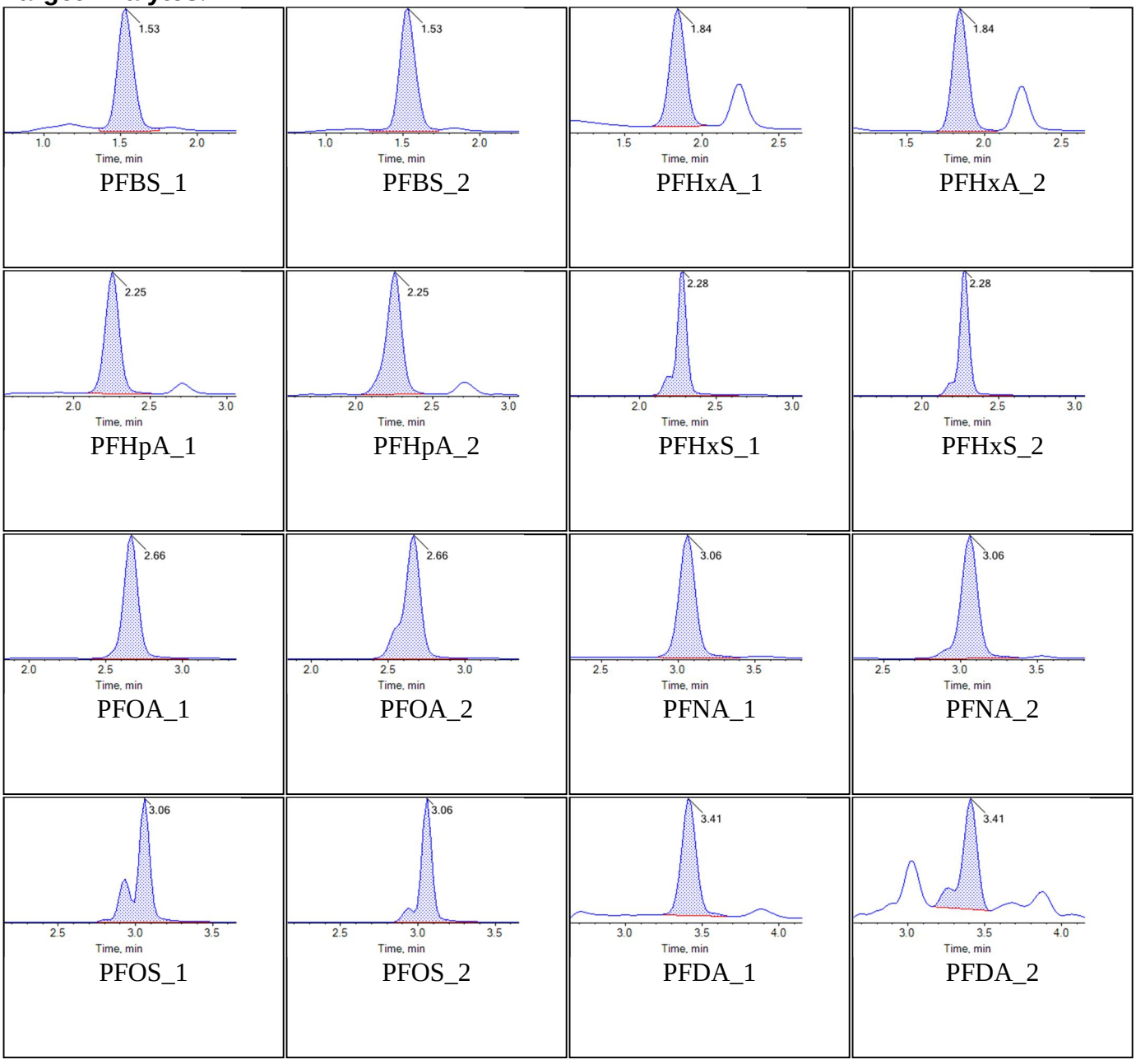

BATTELLE

Chromatogram Report

Created with Analyst Reporter
Printed: 04/10/2018 7:59:07 PM

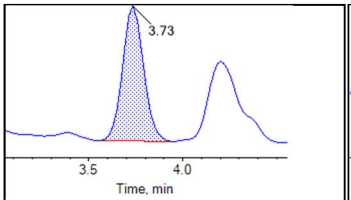

PFUnA_1

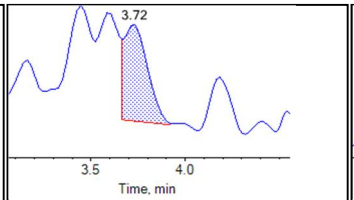

PFUnA_2

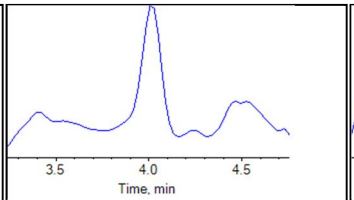

PFDoA_1

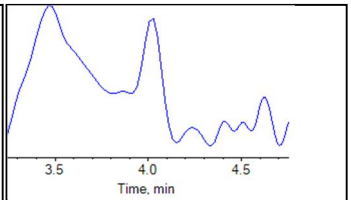

PFDoA_2

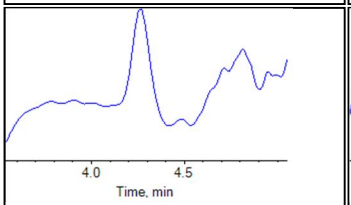

PFTrDA_1

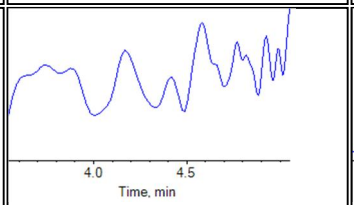

PFTrDA_2

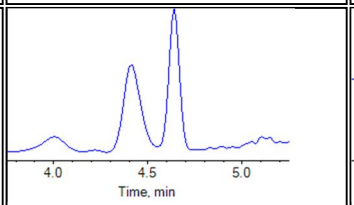

PFTeDA_1

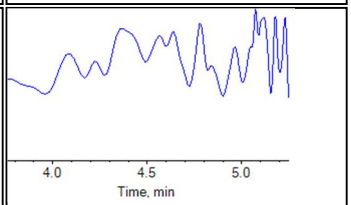

PFTeDA_2

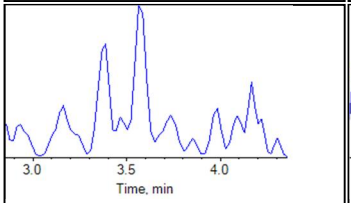

NMeFOSAA_1

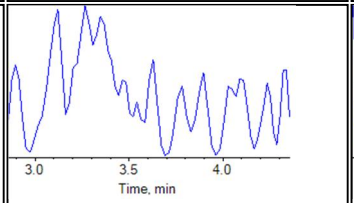

NMeFOSAA_2

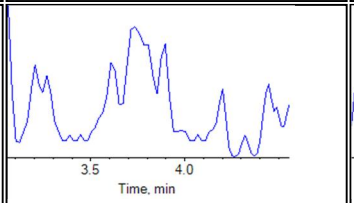

NEtFOSAA_1

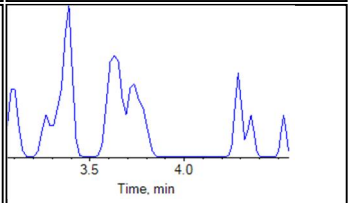

NEtFOSAA_2

Internal Standards:

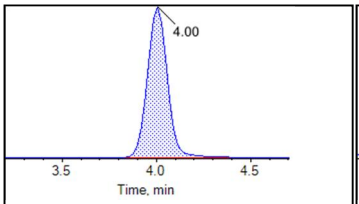

13C2-PFDoA

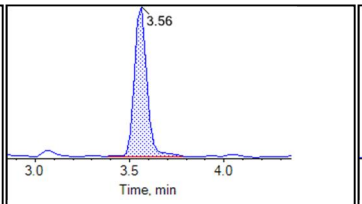

d3-MeFOSAA

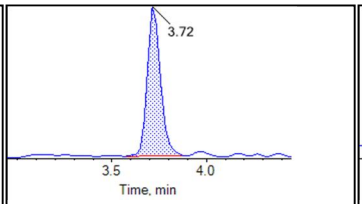

d5-EtFOSAA

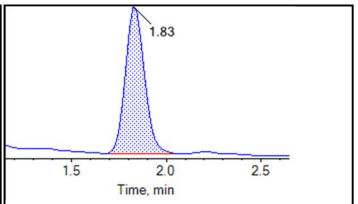

13C5-PFHxA

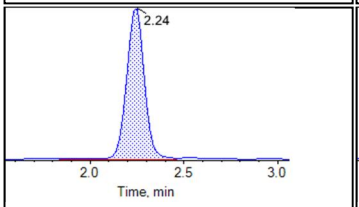

13C4-PFHpA

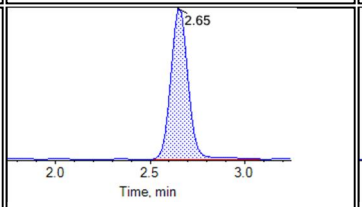

13C8-PFOA

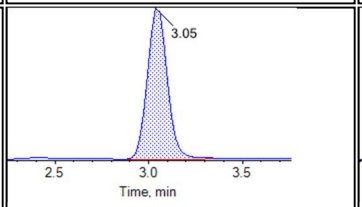

13C9-PFNA

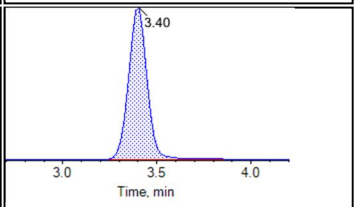

13C6-PFDA

BATTELLE

Chromatogram Report

Created with Analyst Reporter
Printed: 04/10/2018 7:59:07 PM

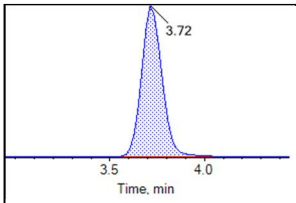

13C7-PFUnA

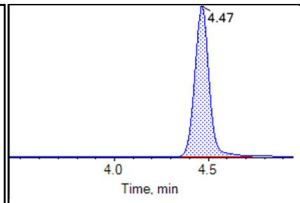

13C2-PFTeDA

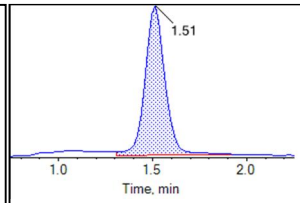

13C3-PFBS

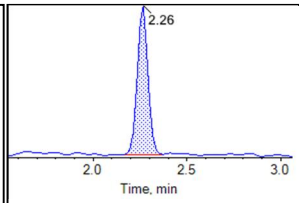

13C3-PFHxS

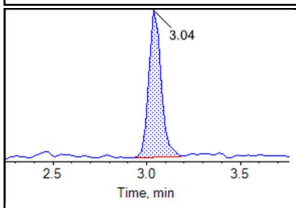

13C8-PFOS

BATTELLE

Chromatogram Report

Created with Analyst Reporter
Printed: 04/10/2018 7:59:12 PM

Sample Name	J8211-FS-D(3)	**Injection Vial**	27
Sample ID	VC-PM3009-DW02-0918	**Injection Volume**	10.00
Sample Type	Unknown	**Instrument Name**	QTRAP 5500
Acquisition Date	2018-10-03T01:11:52	**Data File**	18-0567.wiff
Acquisition Method	5-0369.dam	**Result Table**	18-0567_BASE
Sample Comment			

Chromatograms

Target Analytes:

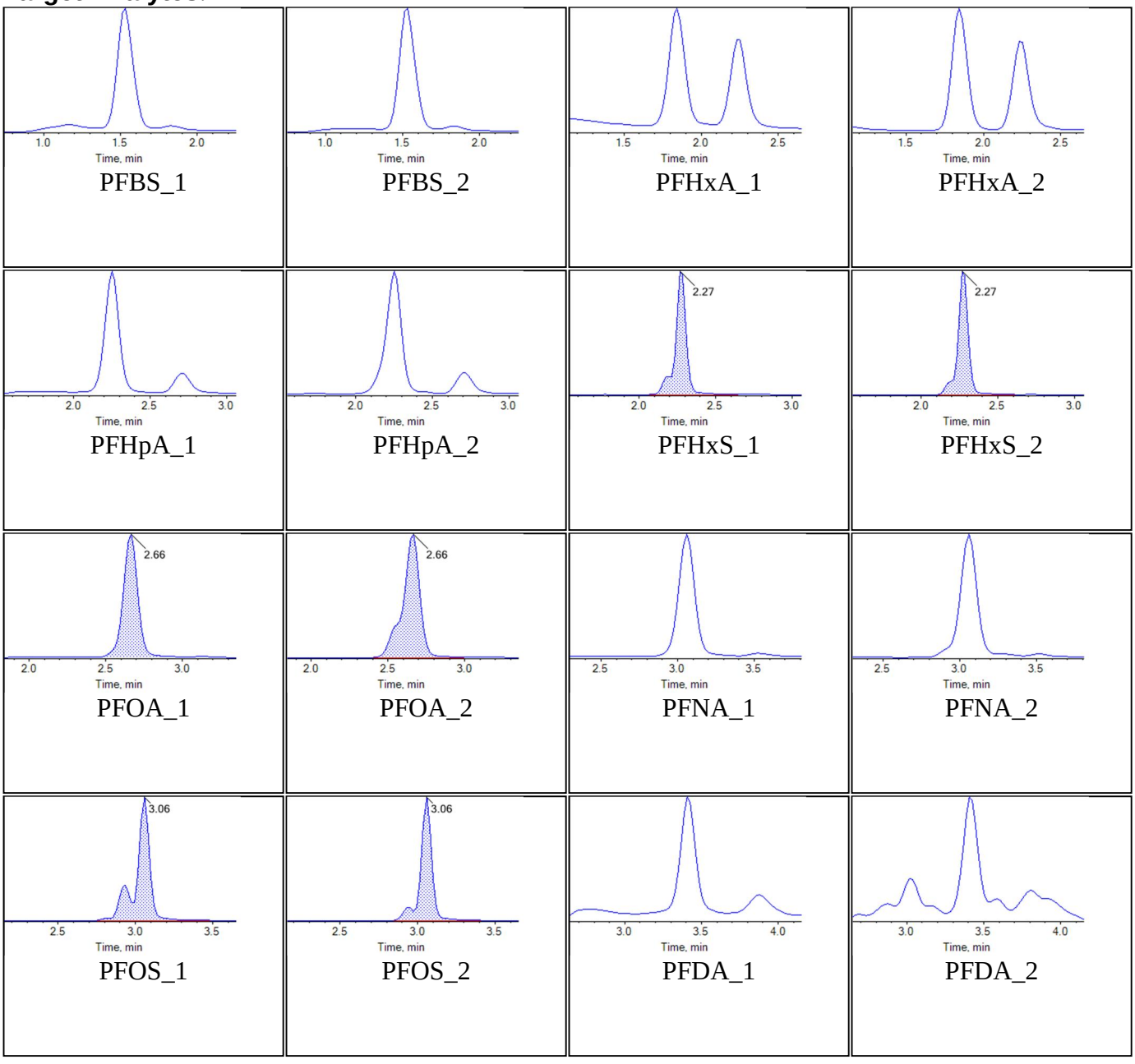

BATTELLE

Chromatogram Report

Created with Analyst Reporter
Printed: 04/10/2018 7:59:12 PM

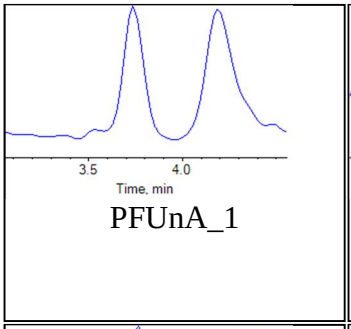

PFUnA_1

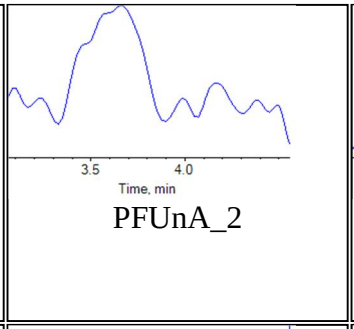

PFUnA_2

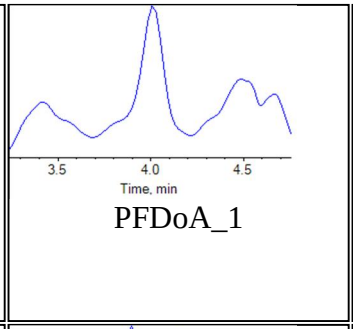

PFDoA_1

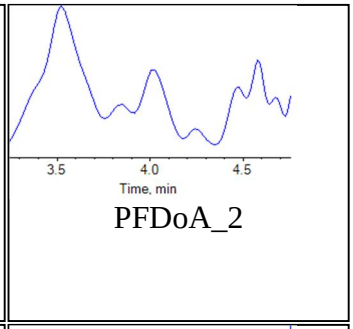

PFDoA_2

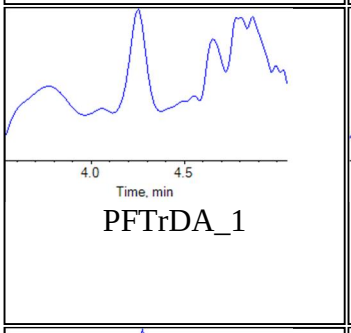

PFTrDA_1

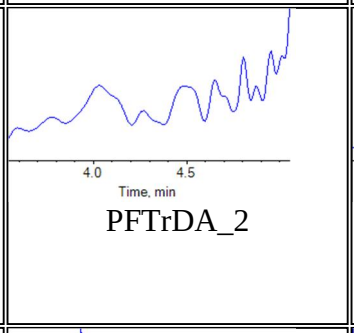

PFTrDA_2

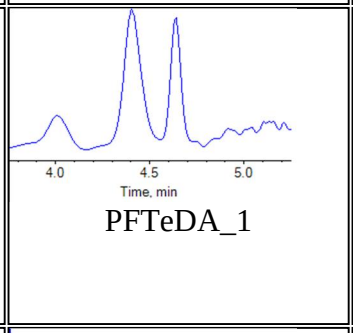

PFTeDA_1

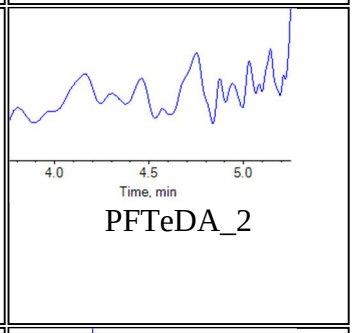

PFTeDA_2

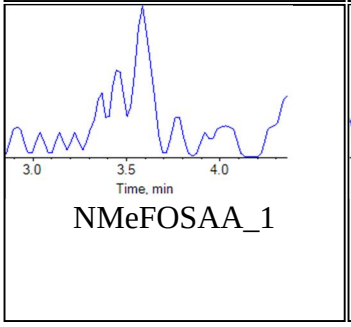

NMeFOSAA_1

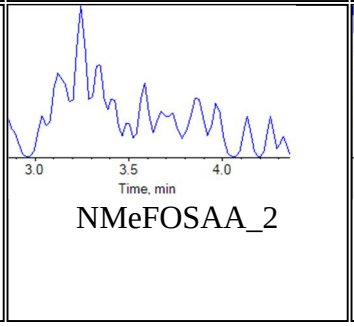

NMeFOSAA_2

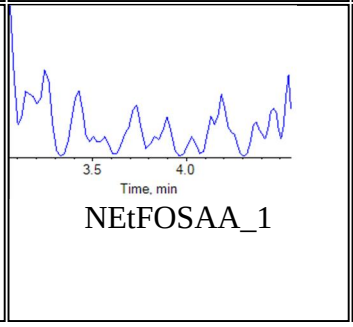

NEtFOSAA_1

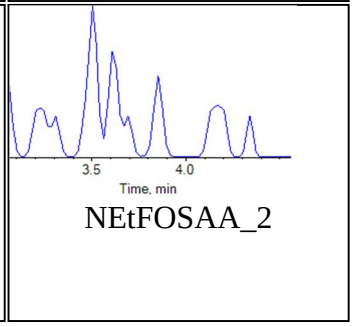

NEtFOSAA_2

Internal Standards:

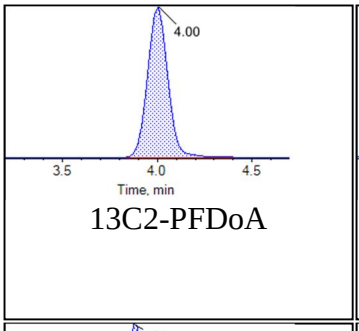

13C2-PFDoA

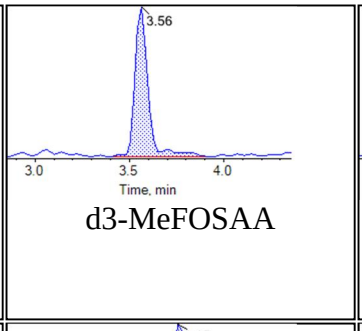

d3-MeFOSAA

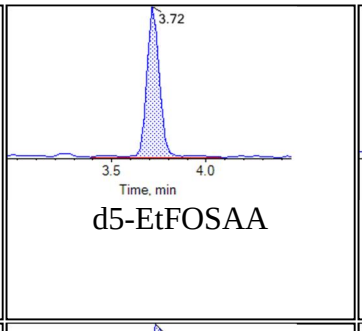

d5-EtFOSAA

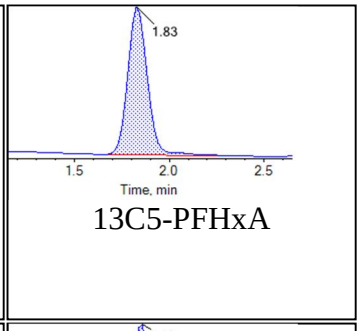

13C5-PFHxA

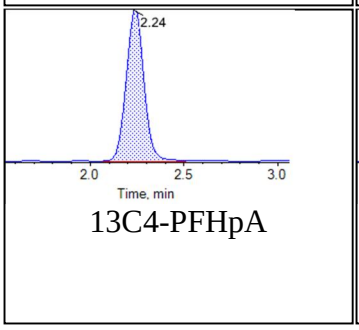

13C4-PFHpA

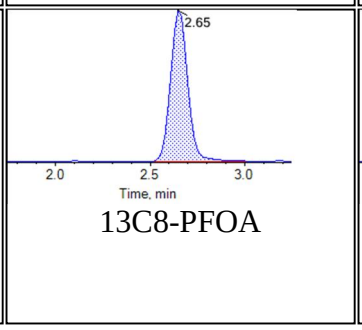

13C8-PFOA

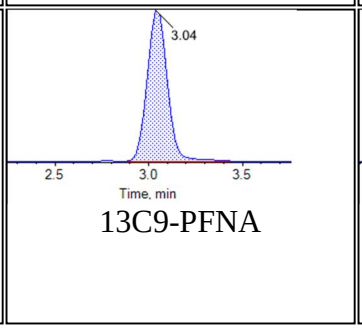

13C9-PFNA

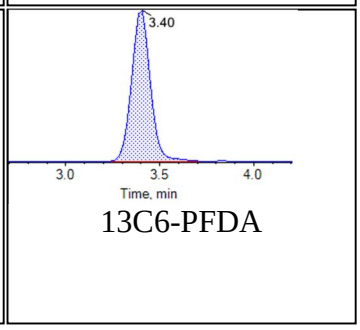

13C6-PFDA

BATTELLE

Chromatogram Report

Created with Analyst Reporter
Printed: 04/10/2018 7:59:12 PM

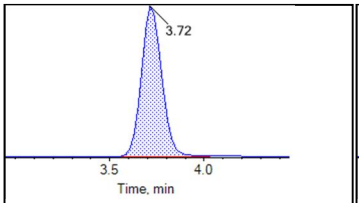

13C7-PFUnA

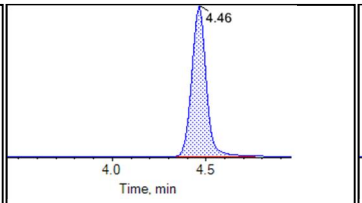

13C2-PFTeDA

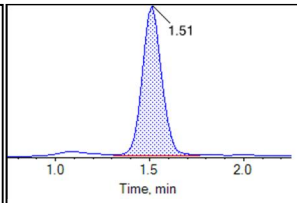

13C3-PFBS

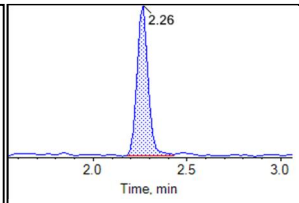

13C3-PFHxS

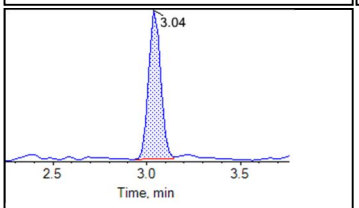

13C8-PFOS

BATTELLE

Chromatogram Report

Created with Analyst Reporter
Printed: 16/10/2018 6:26:57 PM

Sample Name	J8211-FS-D(5)	**Injection Vial**	28
Sample ID	VC-PM3009-DW02-0918	**Injection Volume**	10.00
Sample Type	Unknown	**Instrument Name**	QTRAP 5500
Acquisition Date	2018-10-03T01:22:43	**Data File**	18-0567.wiff
Acquisition Method	5-0369.dam	**Result Table**	18-0567_BASE
Sample Comment			

Chromatograms

Target Analytes:

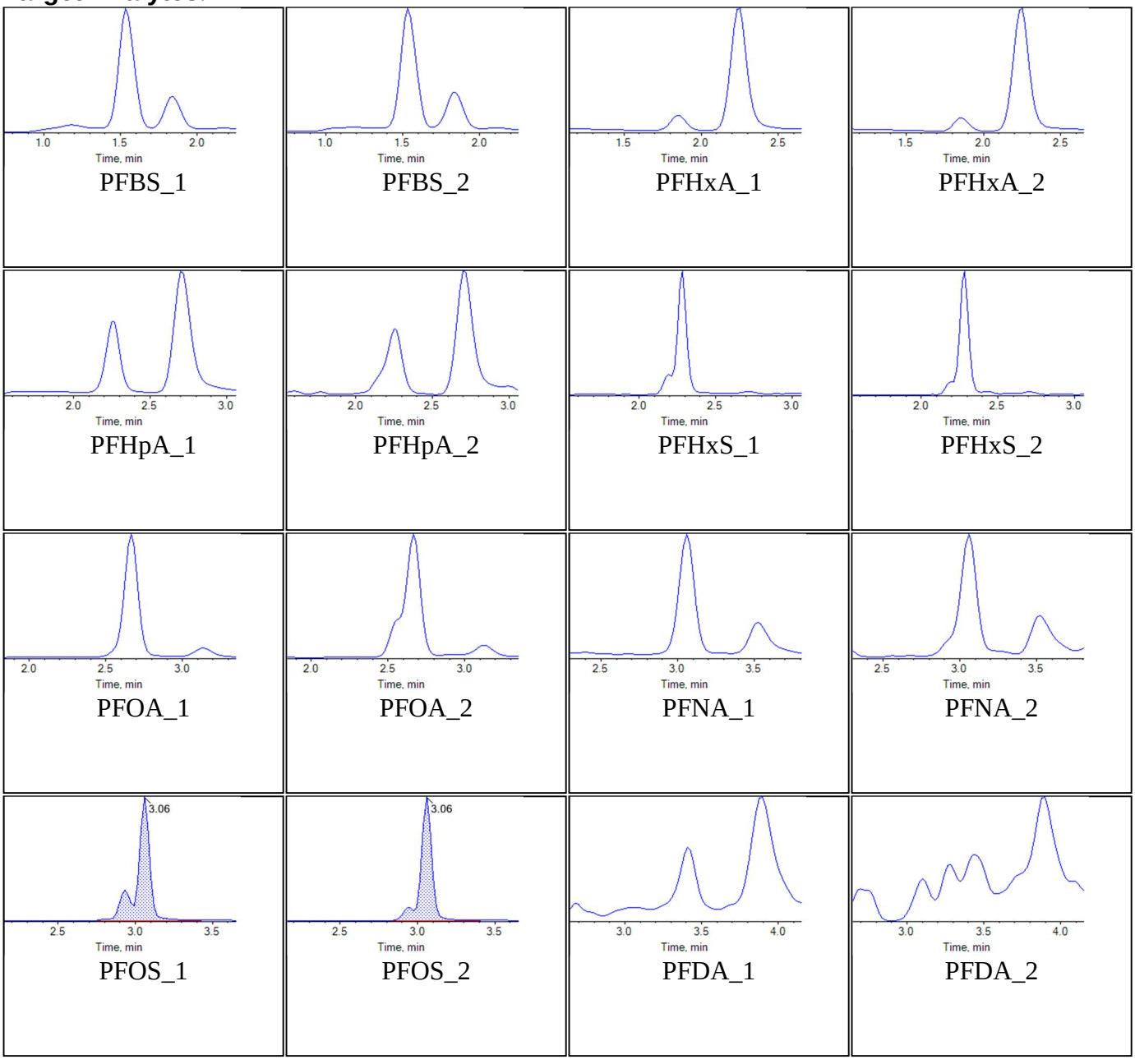

BATTELLE

Chromatogram Report

Created with Analyst Reporter
Printed: 16/10/2018 6:26:57 PM

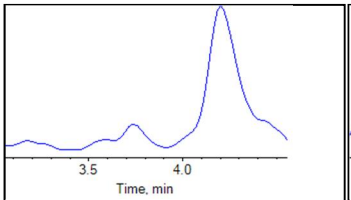

PFUnA_1

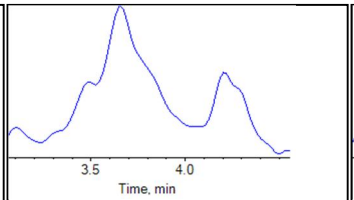

PFUnA_2

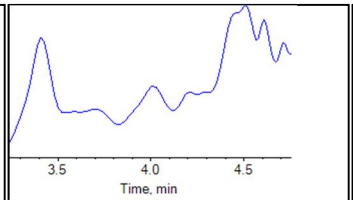

PFDoA_1

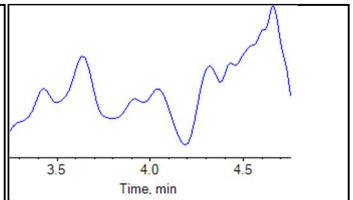

PFDoA_2

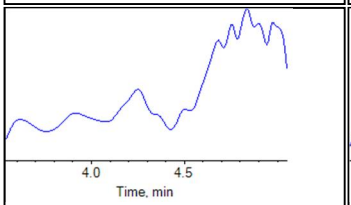

PFTrDA_1

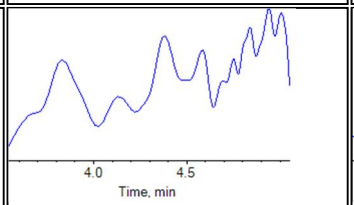

PFTrDA_2

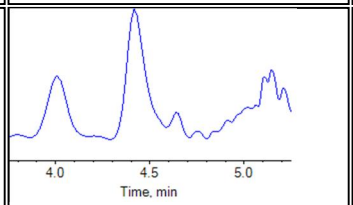

PFTeDA_1

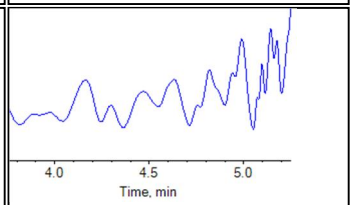

PFTeDA_2

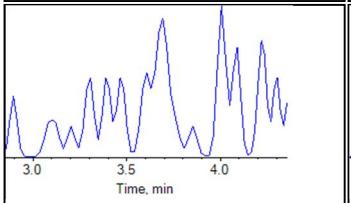

NMeFOSAA_1

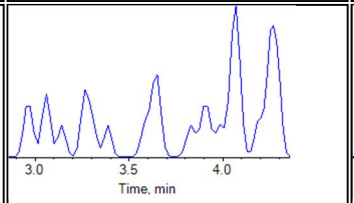

NMeFOSAA_2

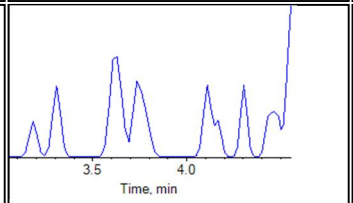

NEtFOSAA_1

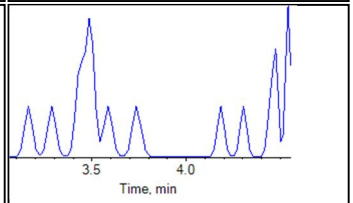

NEtFOSAA_2

Internal Standards:

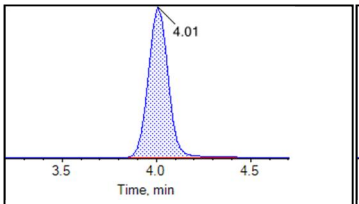

13C2-PFDoA

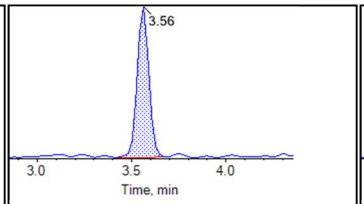

d3-MeFOSAA

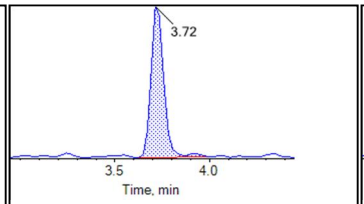

d5-EtFOSAA

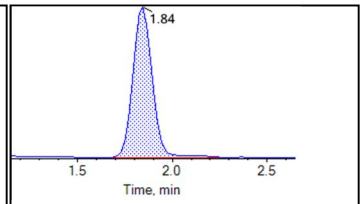

13C5-PFHxA

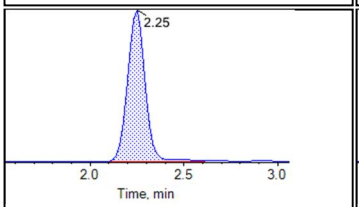

13C4-PFHpA

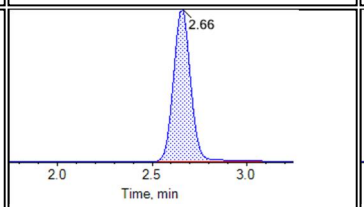

13C8-PFOA

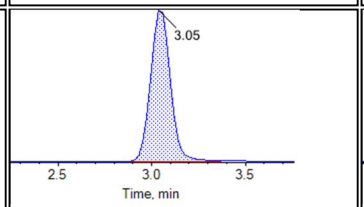

13C9-PFNA

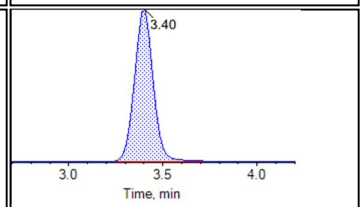

13C6-PFDA

BATTELLE

Chromatogram Report

Created with Analyst Reporter
Printed: 16/10/2018 6:26:57 PM

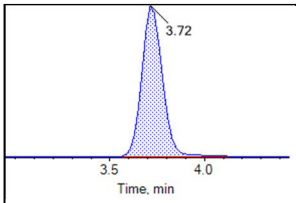

13C7-PFUnA

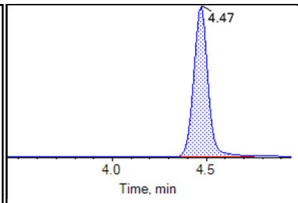

13C2-PFTeDA

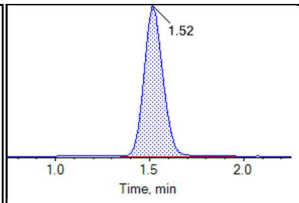

13C3-PFBS

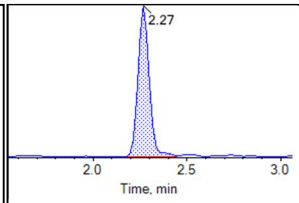

13C3-PFHxS

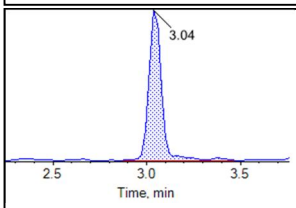

13C8-PFOS

BATTELLE

Chromatogram Report

Created with Analyst Reporter
Printed: 04/10/2018 7:59:22 PM

Sample Name	J8212-FS(0)	**Injection Vial**	29
Sample ID	VC-PM3009-DW02P-0918	**Injection Volume**	10.00
Sample Type	Unknown	**Instrument Name**	QTRAP 5500
Acquisition Date	2018-10-03T01:33:35	**Data File**	18-0567.wiff
Acquisition Method	5-0369.dam	**Result Table**	18-0567_BASE
Sample Comment			

Chromatograms

Target Analytes:

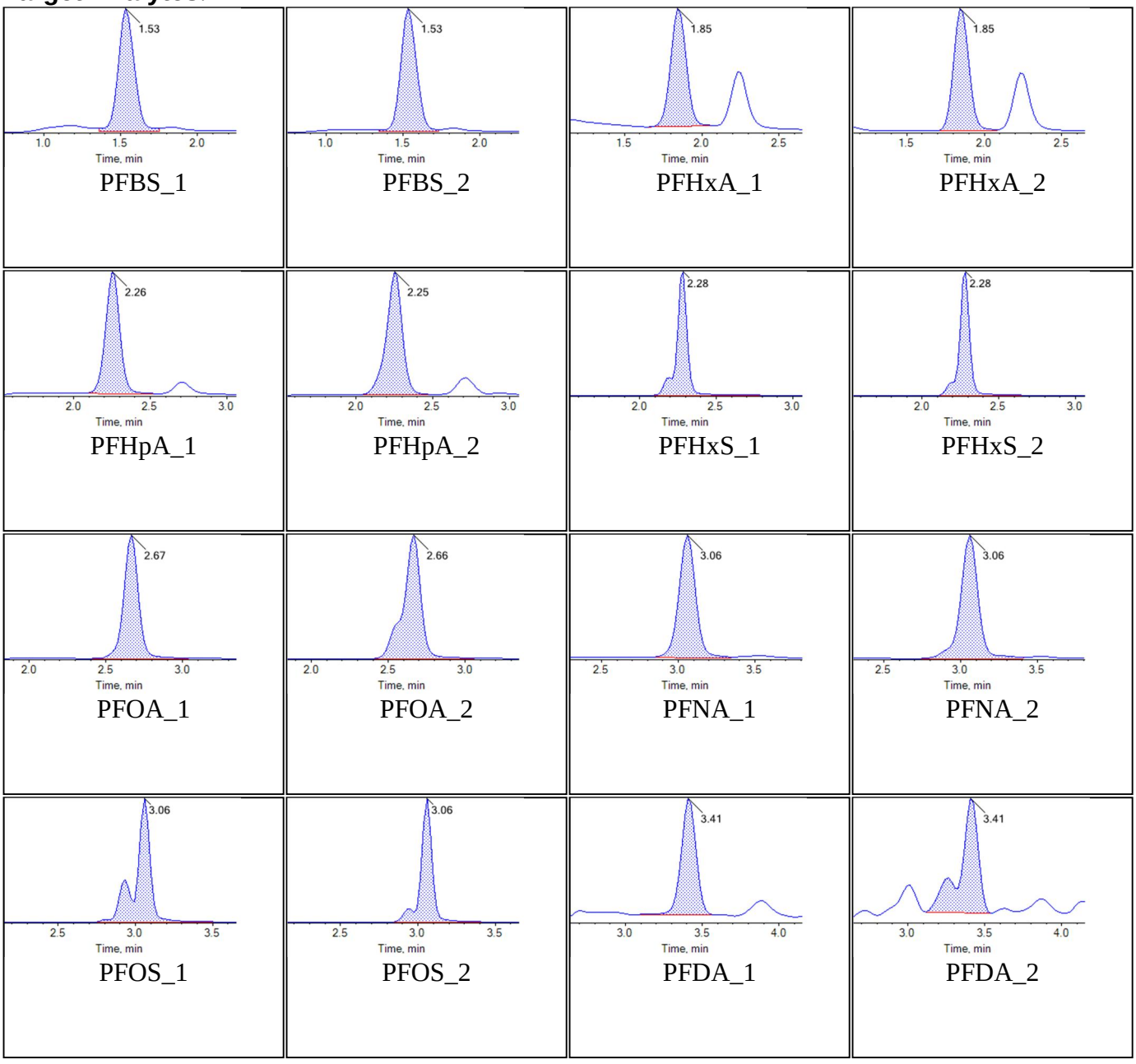

BATTELLE

Chromatogram Report

Created with Analyst Reporter
Printed: 04/10/2018 7:59:22 PM

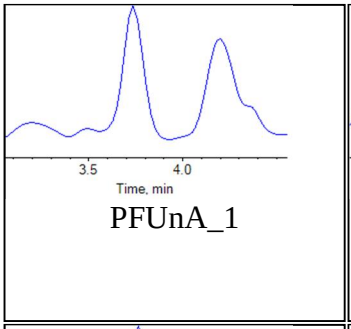

PFUnA_1

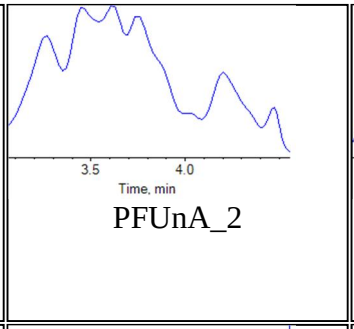

PFUnA_2

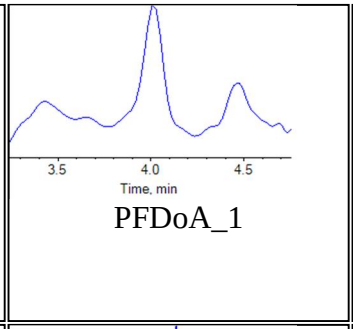

PFDoA_1

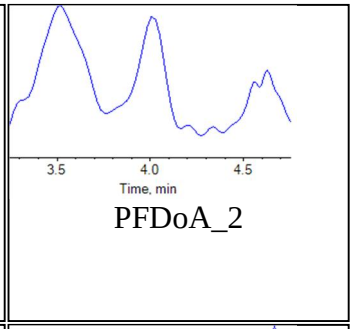

PFDoA_2

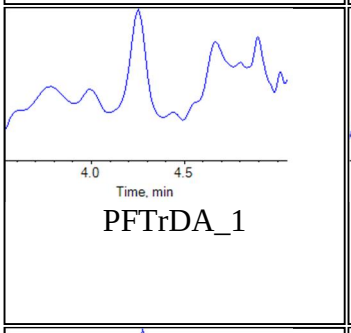

PFTrDA_1

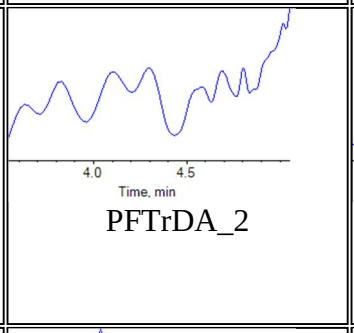

PFTrDA_2

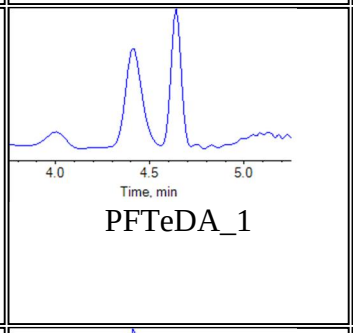

PFTeDA_1

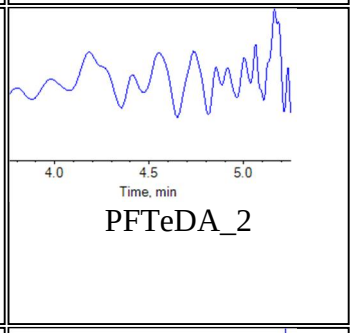

PFTeDA_2

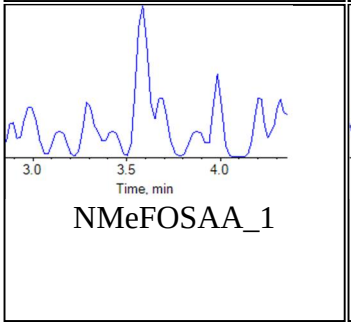

NMeFOSAA_1

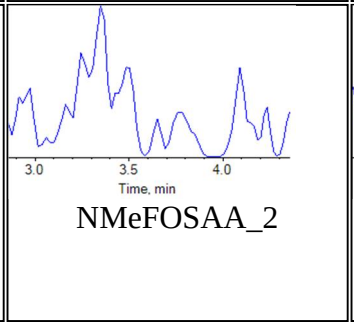

NMeFOSAA_2

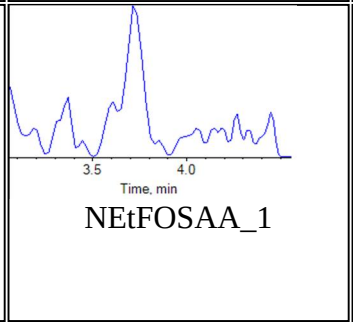

NEtFOSAA_1

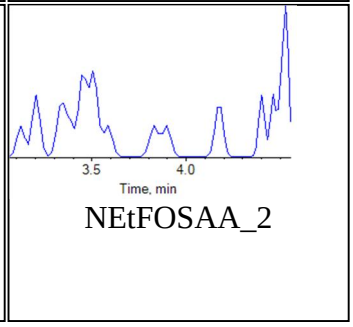

NEtFOSAA_2

Internal Standards:

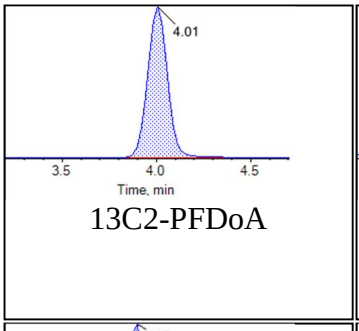

13C2-PFDoA

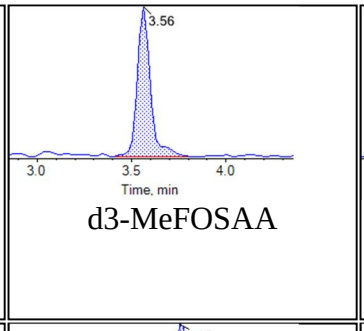

d3-MeFOSAA

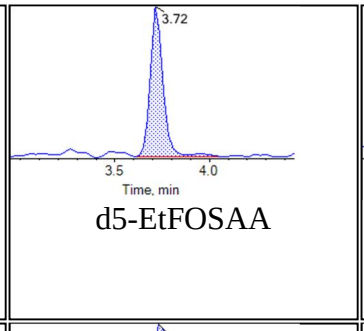

d5-EtFOSAA

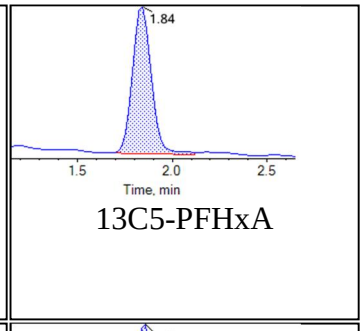

13C5-PFHxA

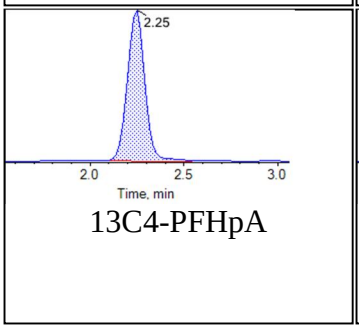

13C4-PFHpA

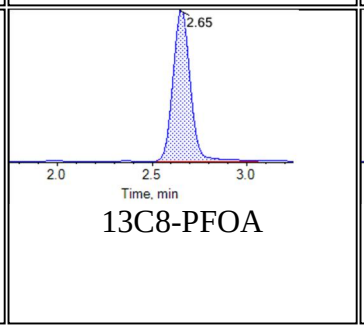

13C8-PFOA

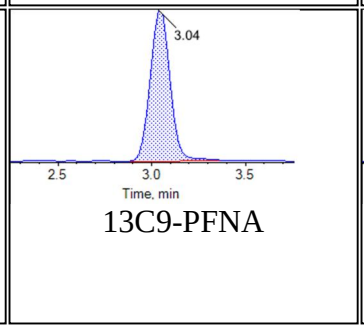

13C9-PFNA

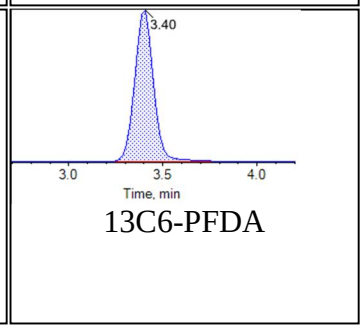

13C6-PFDA

BATTELLE

Chromatogram Report

Created with Analyst Reporter
Printed: 04/10/2018 7:59:22 PM

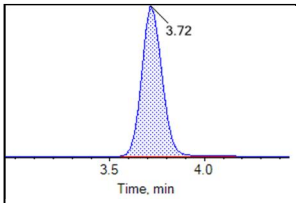

13C7-PFUnA

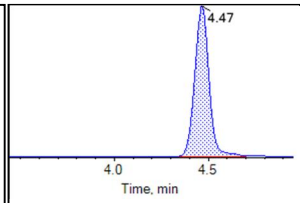

13C2-PFTeDA

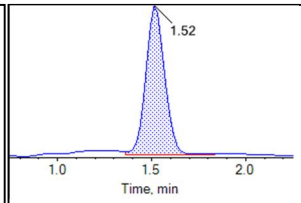

13C3-PFBS

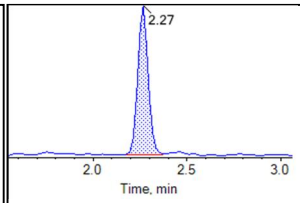

13C3-PFHxS

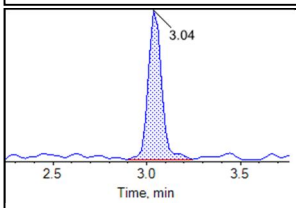

13C8-PFOS

BATTELLE

Chromatogram Report

Created with Analyst Reporter
Printed: 04/10/2018 7:59:27 PM

Sample Name	J8212-FS-D(3)	**Injection Vial**	30
Sample ID	VC-PM3009-DW02P-0918	**Injection Volume**	10.00
Sample Type	Unknown	**Instrument Name**	QTRAP 5500
Acquisition Date	2018-10-03T01:44:27	**Data File**	18-0567.wiff
Acquisition Method	5-0369.dam	**Result Table**	18-0567_BASE
Sample Comment			

Chromatograms

Target Analytes:

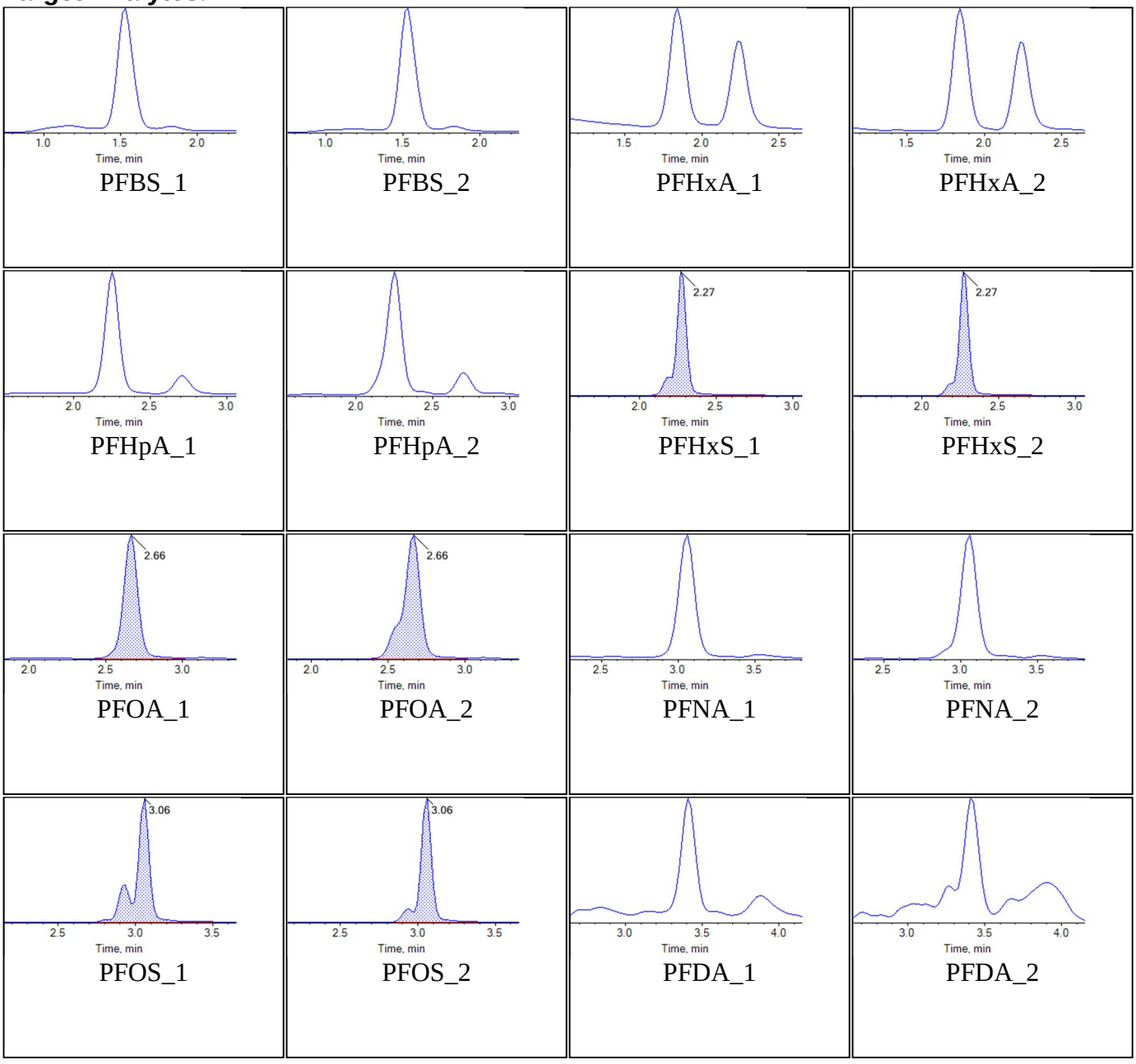

BATTELLE

Chromatogram Report

Created with Analyst Reporter
Printed: 04/10/2018 7:59:27 PM

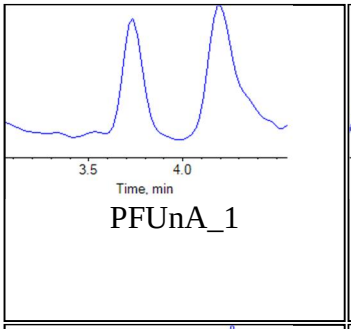

PFUnA_1

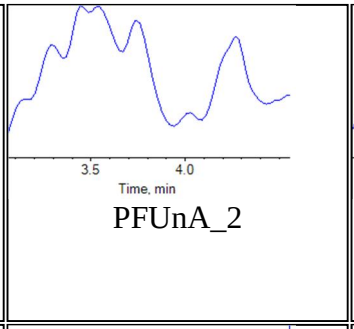

PFUnA_2

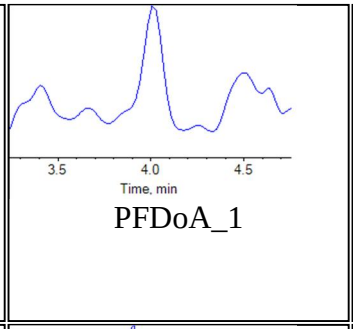

PFDoA_1

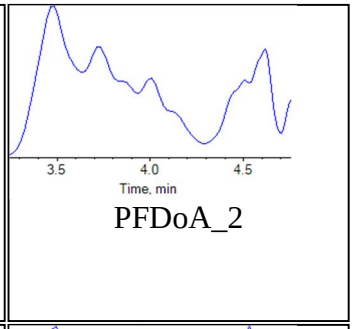

PFDoA_2

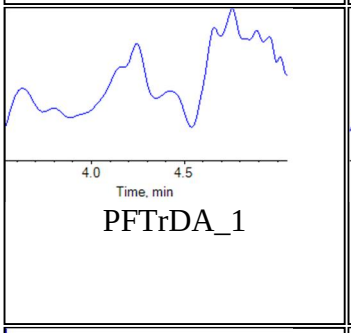

PFTrDA_1

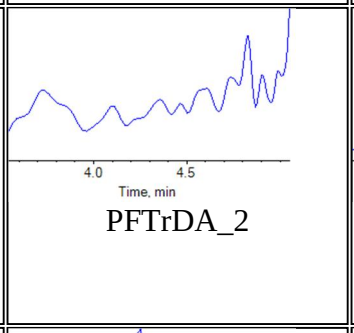

PFTrDA_2

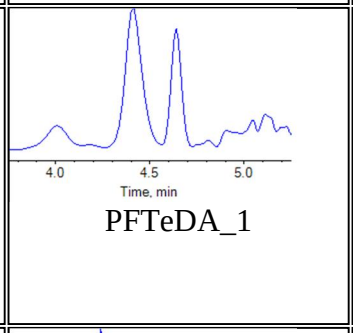

PFTeDA_1

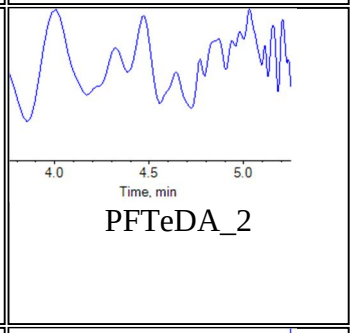

PFTeDA_2

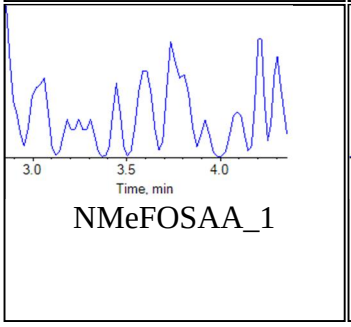

NMeFOSAA_1

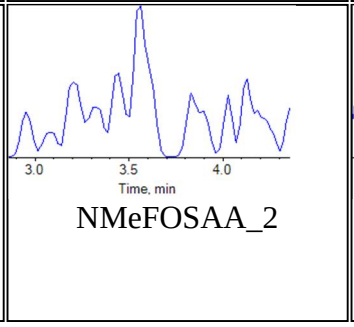

NMeFOSAA_2

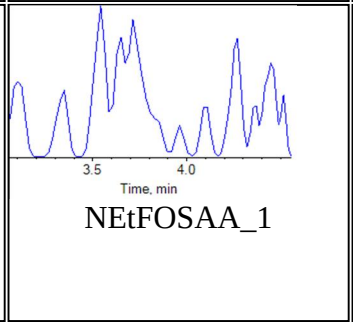

NEtFOSAA_1

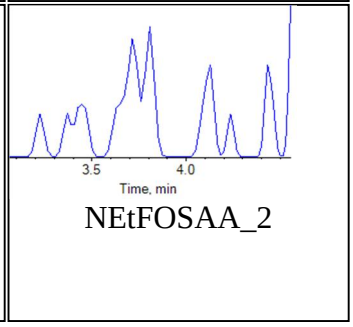

NEtFOSAA_2

Internal Standards:

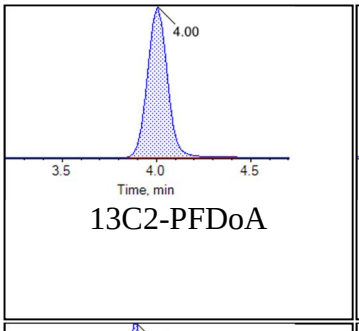

13C2-PFDoA

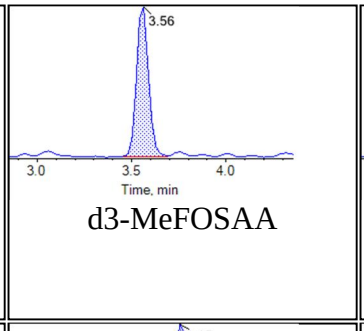

d3-MeFOSAA

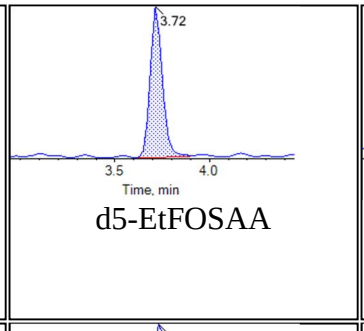

d5-EtFOSAA

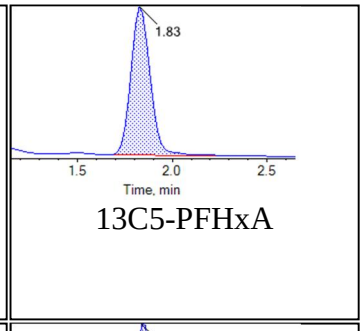

13C5-PFHxA

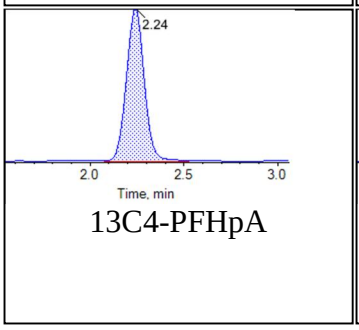

13C4-PFHpA

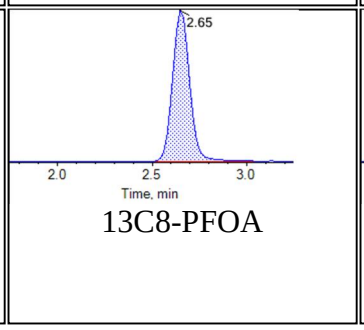

13C8-PFOA

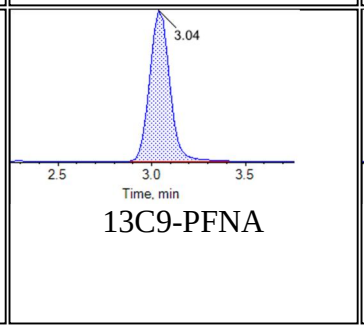

13C9-PFNA

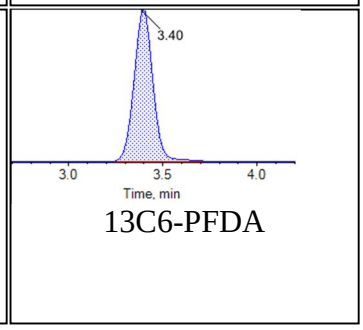

13C6-PFDA

BATTELLE

Chromatogram Report

Created with Analyst Reporter
Printed: 04/10/2018 7:59:27 PM

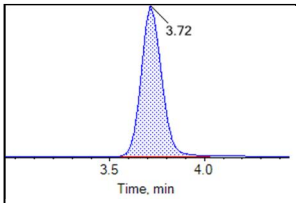

13C7-PFUnA

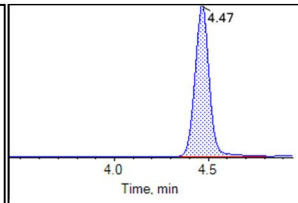

13C2-PFTeDA

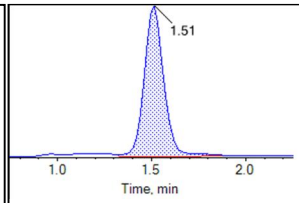

13C3-PFBS

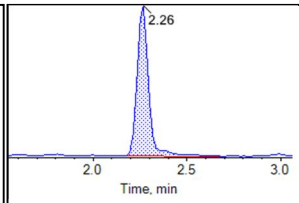

13C3-PFHxS

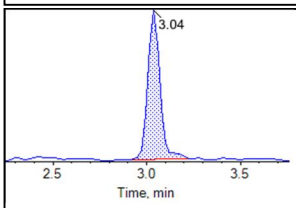

13C8-PFOS

BATTELLE

Chromatogram Report

Created with Analyst Reporter
Printed: 04/10/2018 7:59:32 PM

Sample Name	J8212-FS-D(5)	**Injection Vial**	31
Sample ID	VC-PM3009-DW02P-0918	**Injection Volume**	10.00
Sample Type	Unknown	**Instrument Name**	QTRAP 5500
Acquisition Date	2018-10-03T01:55:19	**Data File**	18-0567.wiff
Acquisition Method	5-0369.dam	**Result Table**	18-0567_BASE
Sample Comment			

Chromatograms

Target Analytes:

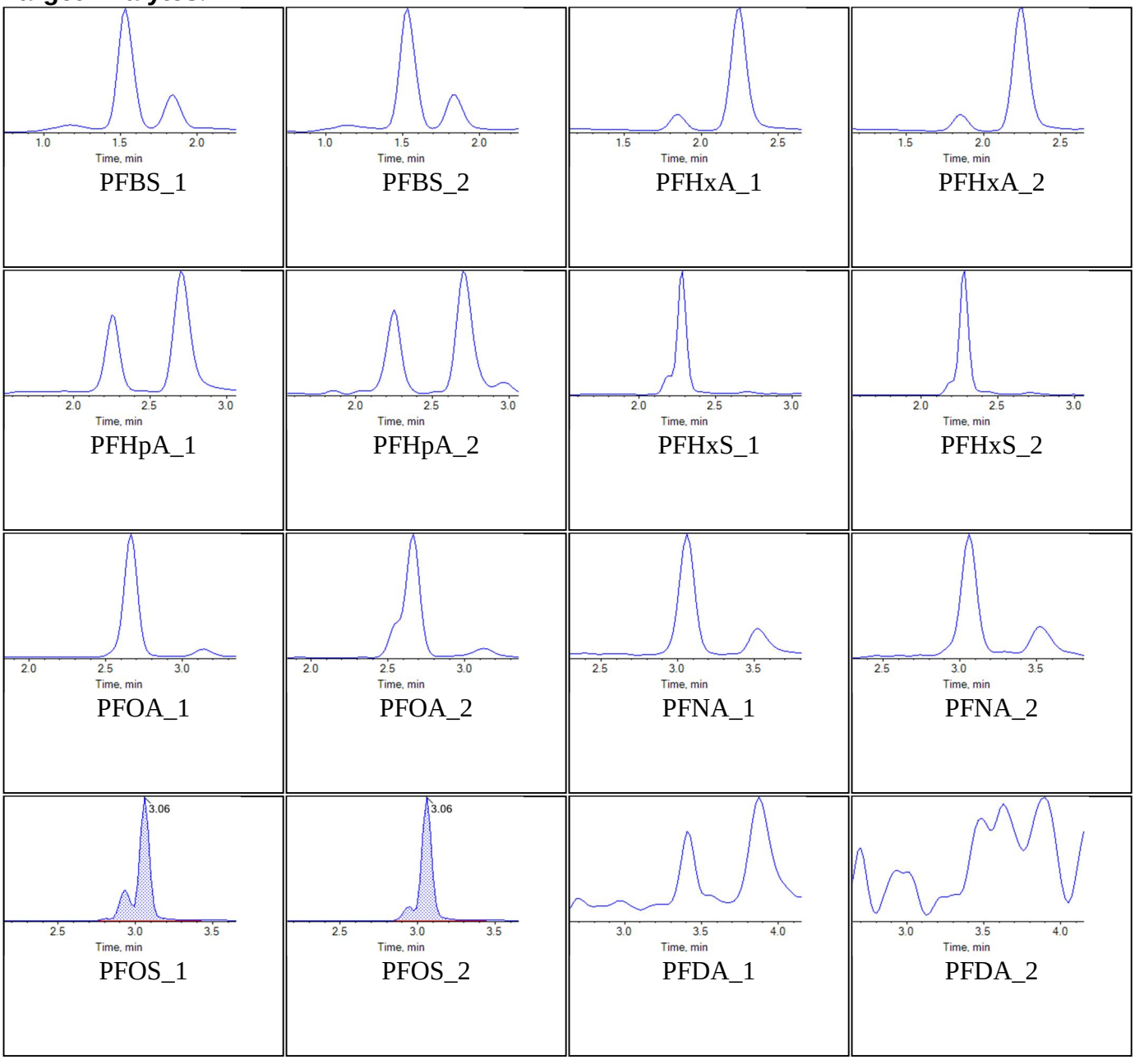

BATTELLE

Chromatogram Report

Created with Analyst Reporter
Printed: 04/10/2018 7:59:32 PM

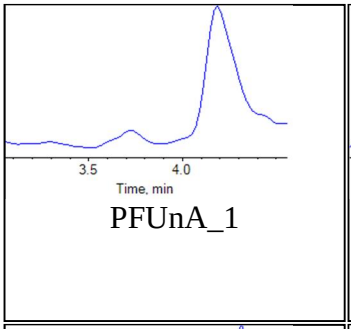

PFUnA_1

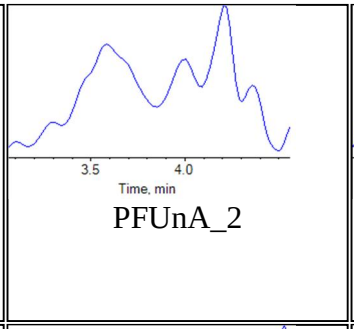

PFUnA_2

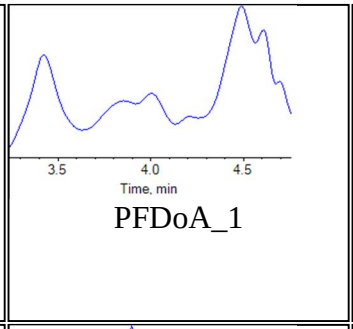

PFDoA_1

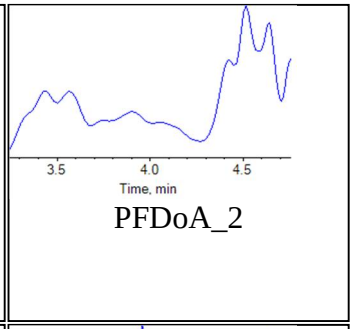

PFDoA_2

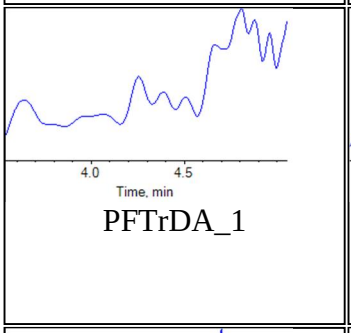

PFTrDA_1

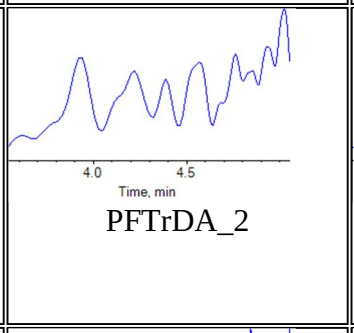

PFTrDA_2

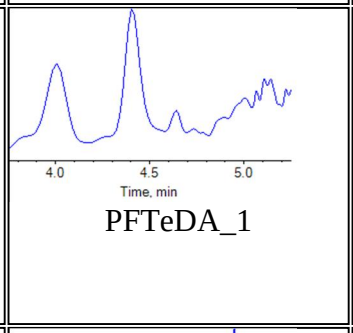

PFTeDA_1

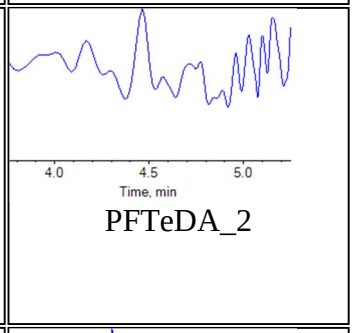

PFTeDA_2

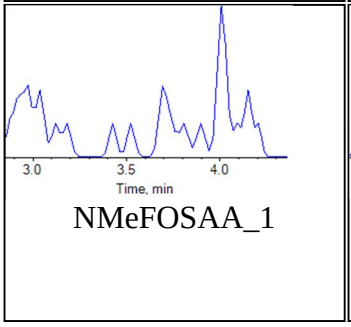

NMeFOSAA_1

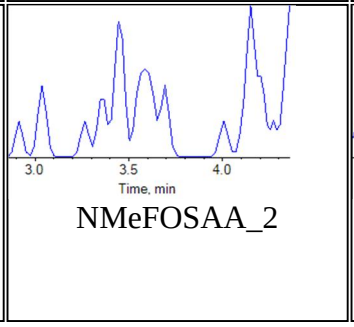

NMeFOSAA_2

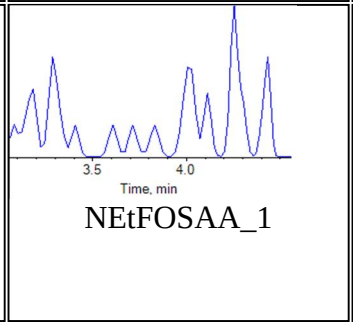

NEtFOSAA_1

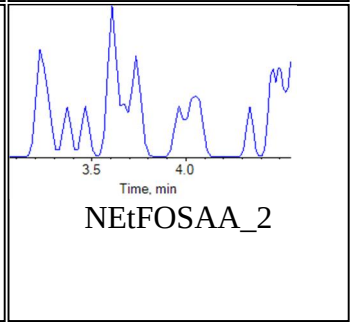

NEtFOSAA_2

Internal Standards:

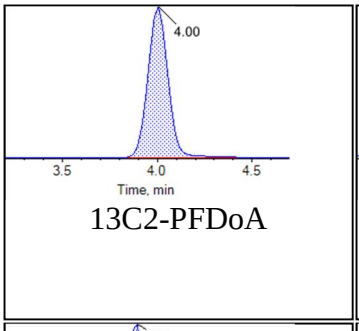

13C2-PFDoA

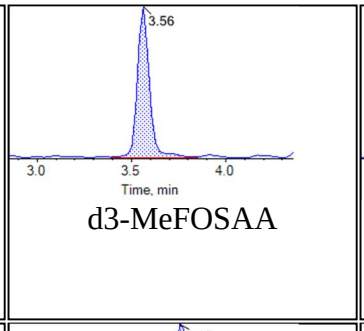

d3-MeFOSAA

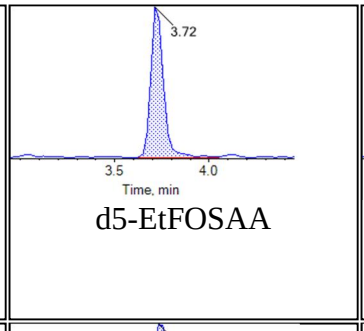

d5-EtFOSAA

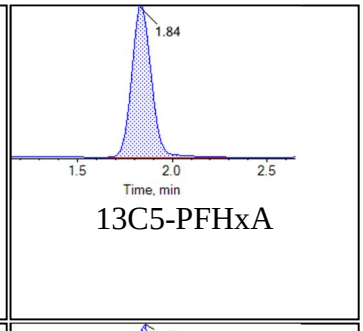

13C5-PFHxA

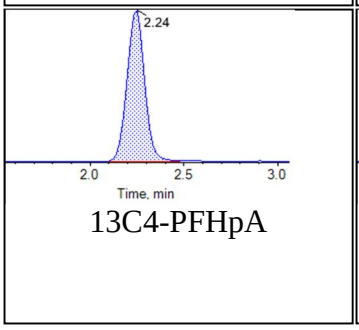

13C4-PFHpA

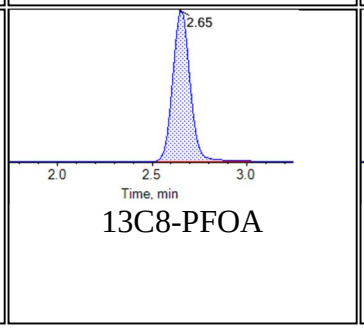

13C8-PFOA

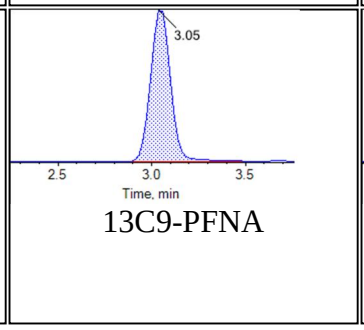

13C9-PFNA

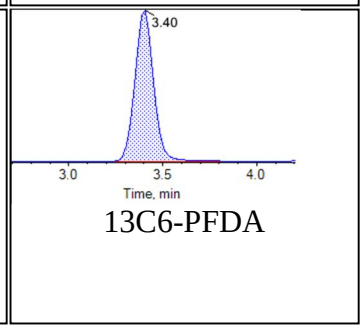

13C6-PFDA

BATTELLE

Chromatogram Report

Created with Analyst Reporter
Printed: 04/10/2018 7:59:32 PM

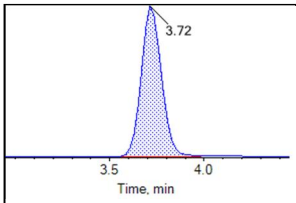

13C7-PFUnA

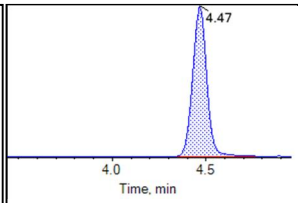

13C2-PFTeDA

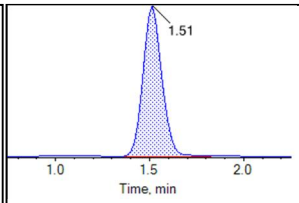

13C3-PFBS

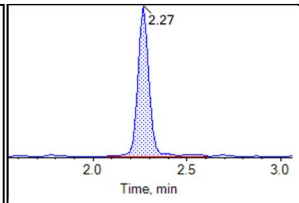

13C3-PFHxS

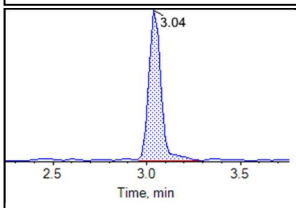

13C8-PFOS

BATTELLE

Chromatogram Report

Created with Analyst Reporter
Printed: 04/10/2018 7:59:36 PM

Sample Name	J8214-FS(0)	**Injection Vial**	32
Sample ID	VC-PM372-DW01-0918	**Injection Volume**	10.00
Sample Type	Unknown	**Instrument Name**	QTRAP 5500
Acquisition Date	2018-10-03T02:06:11	**Data File**	18-0567.wiff
Acquisition Method	5-0369.dam	**Result Table**	18-0567_BASE
Sample Comment			

Chromatograms

Target Analytes:

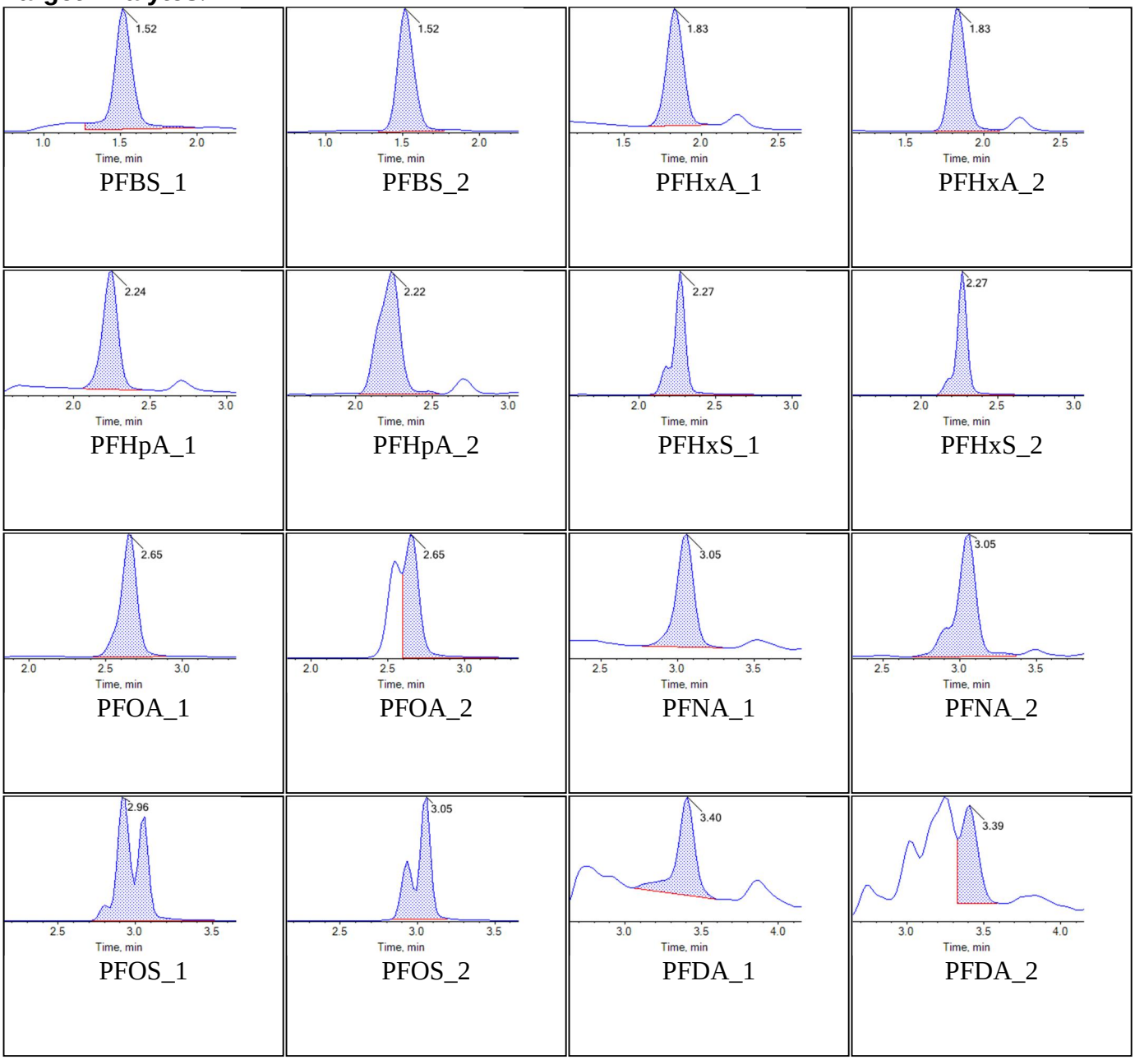

BATTELLE

Chromatogram Report

Created with Analyst Reporter
Printed: 04/10/2018 7:59:36 PM

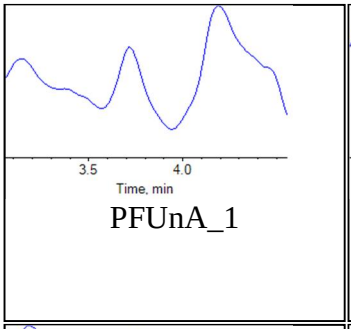

PFUnA_1

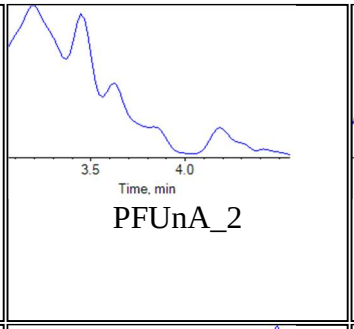

PFUnA_2

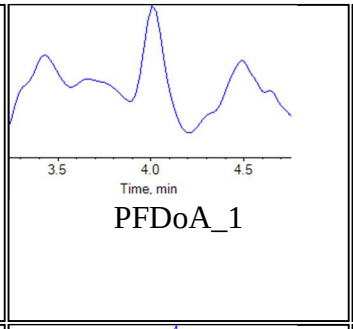

PFDoA_1

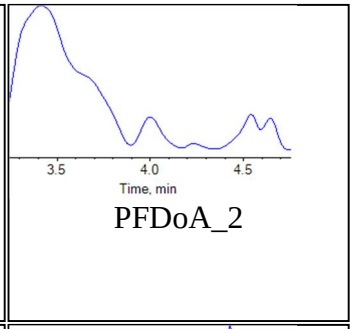

PFDoA_2

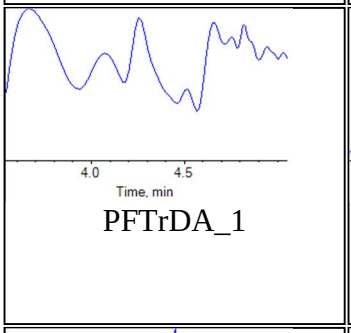

PFTrDA_1

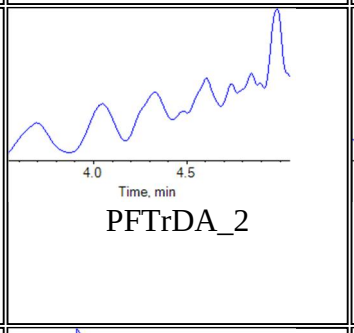

PFTrDA_2

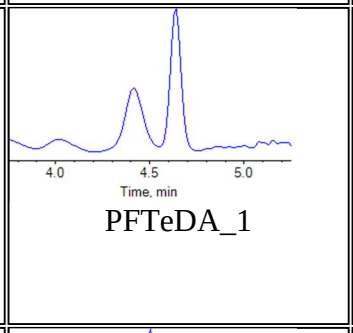

PFTeDA_1

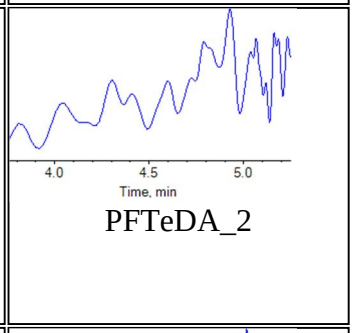

PFTeDA_2

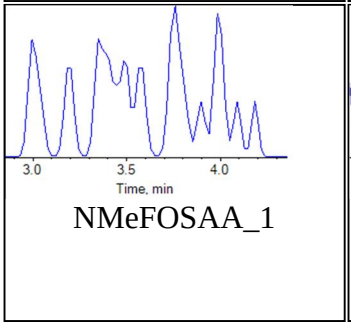

NMeFOSAA_1

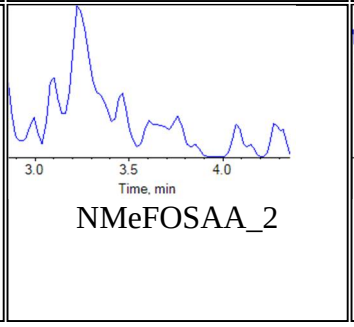

NMeFOSAA_2

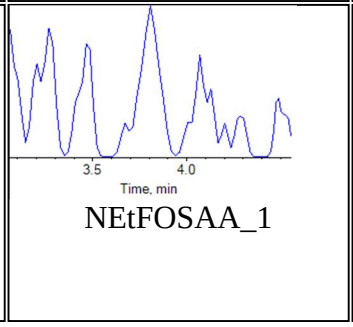

NEtFOSAA_1

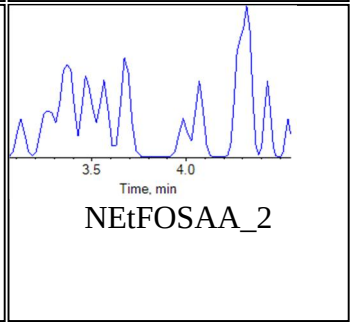

NEtFOSAA_2

Internal Standards:

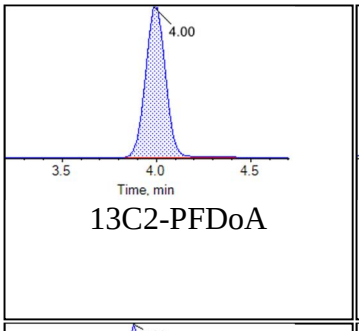

13C2-PFDoA

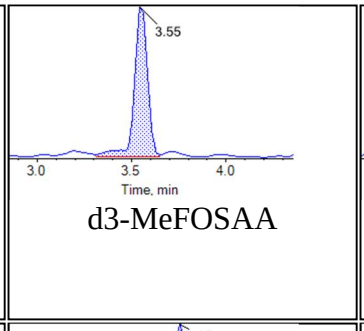

d3-MeFOSAA

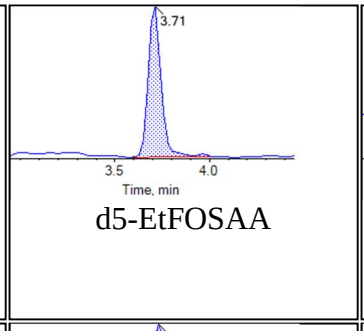

d5-EtFOSAA

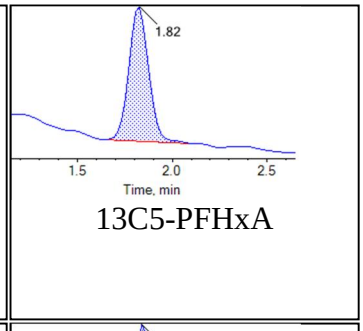

13C5-PFHxA

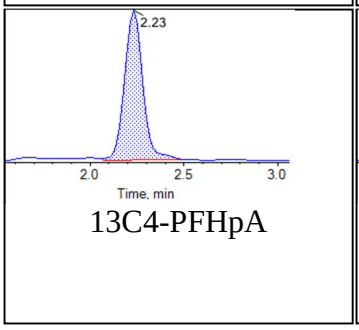

13C4-PFHpA

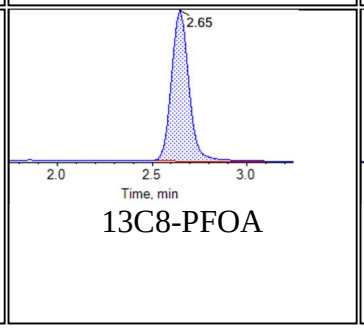

13C8-PFOA

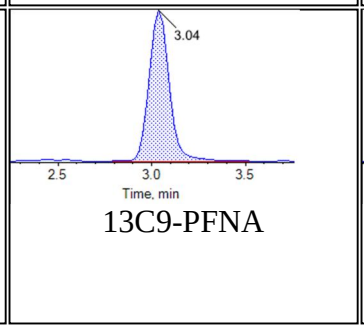

13C9-PFNA

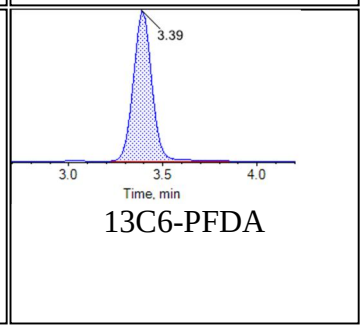

13C6-PFDA

BATTELLE

Chromatogram Report

Created with Analyst Reporter
Printed: 04/10/2018 7:59:36 PM

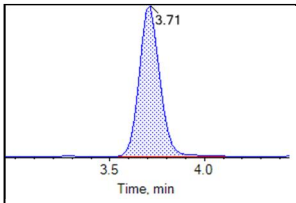

13C7-PFUnA

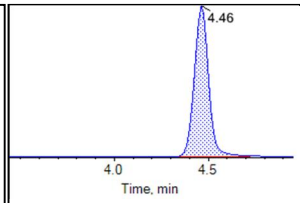

13C2-PFTeDA

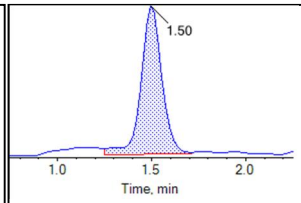

13C3-PFBS

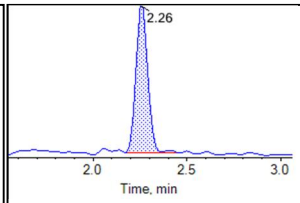

13C3-PFHxS

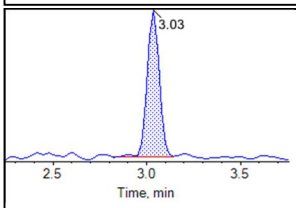

13C8-PFOS

BATTELLE

Chromatogram Report

Created with Analyst Reporter
Printed: 04/10/2018 7:59:41 PM

Sample Name	J8214-FS-D(3)	**Injection Vial**	33
Sample ID	VC-PM372-DW01-0918	**Injection Volume**	10.00
Sample Type	Unknown	**Instrument Name**	QTRAP 5500
Acquisition Date	2018-10-03T02:17:04	**Data File**	18-0567.wiff
Acquisition Method	5-0369.dam	**Result Table**	18-0567_BASE
Sample Comment			

Chromatograms

Target Analytes:

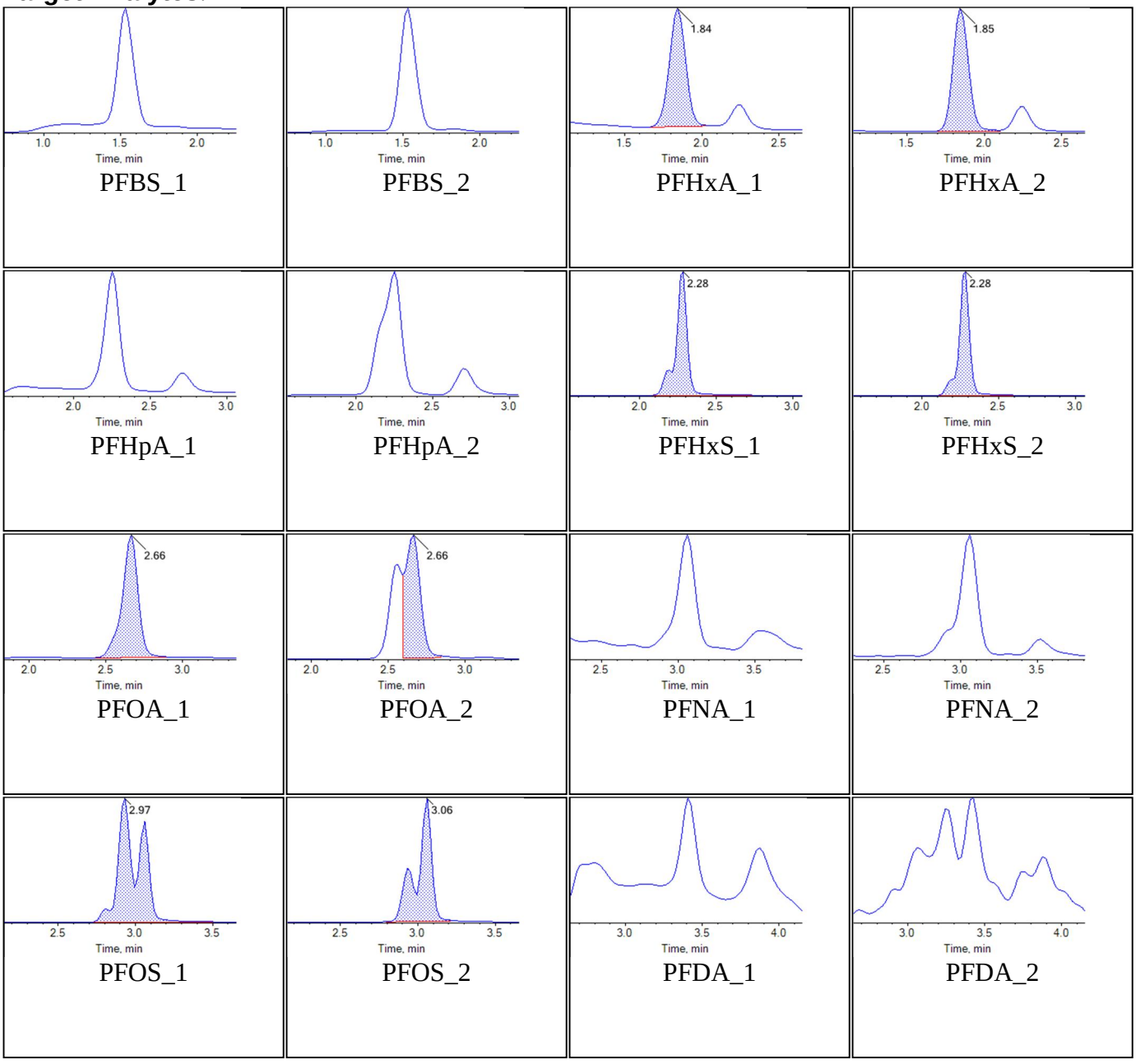

BATTELLE

Chromatogram Report

Created with Analyst Reporter
Printed: 04/10/2018 7:59:41 PM

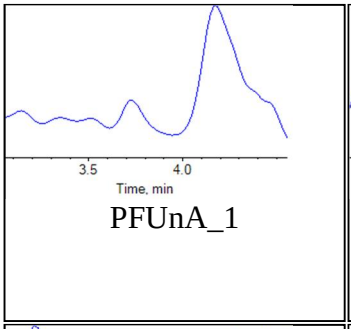

PFUnA_1

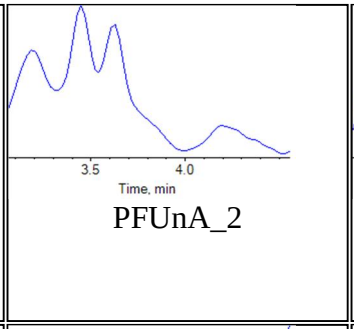

PFUnA_2

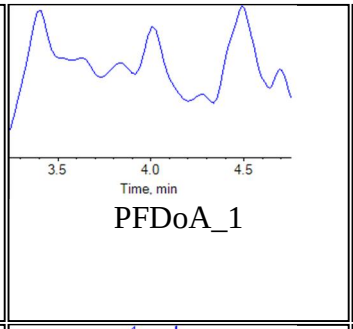

PFDoA_1

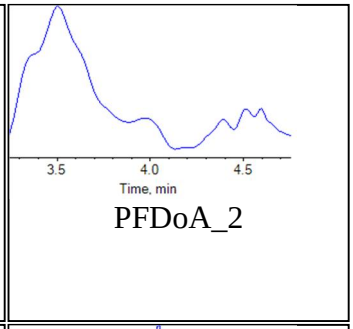

PFDoA_2

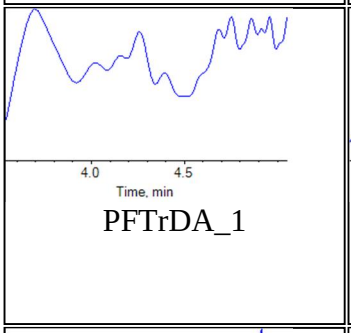

PFTrDA_1

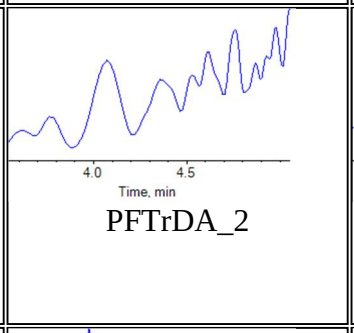

PFTrDA_2

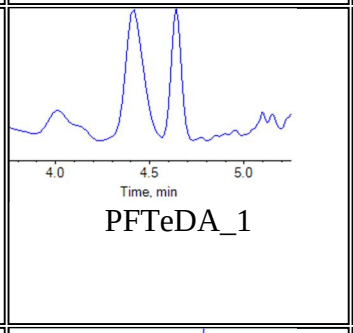

PFTeDA_1

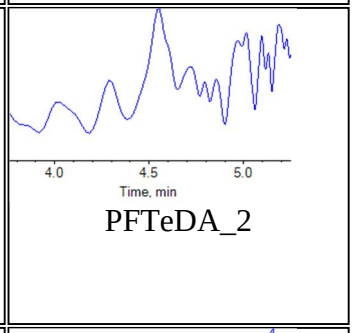

PFTeDA_2

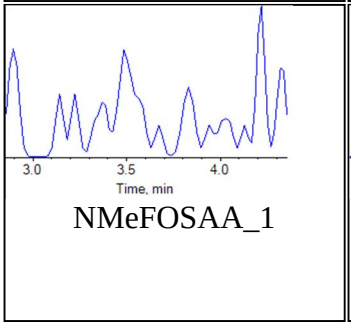

NMeFOSAA_1

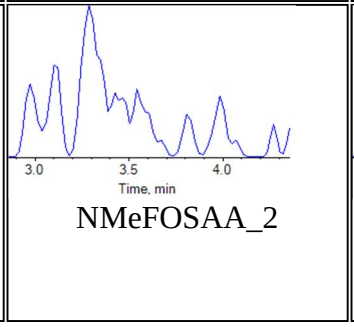

NMeFOSAA_2

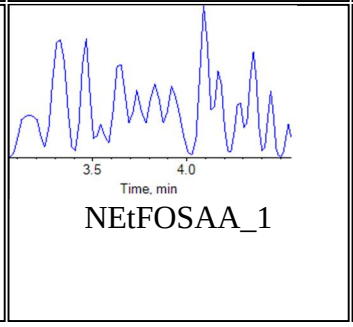

NEtFOSAA_1

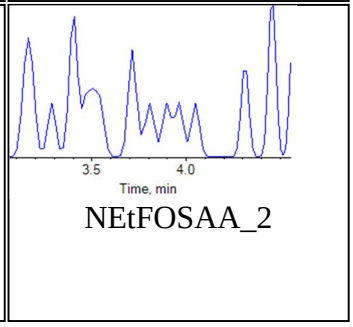

NEtFOSAA_2

Internal Standards:

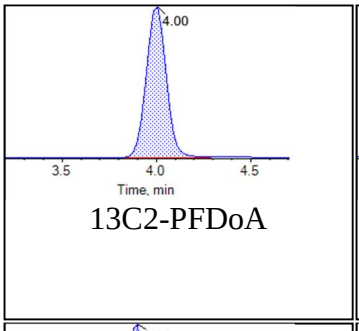

13C2-PFDoA

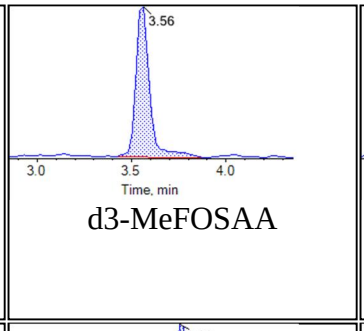

d3-MeFOSAA

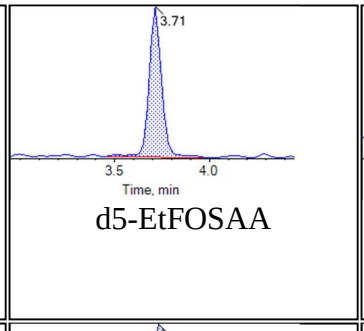

d5-EtFOSAA

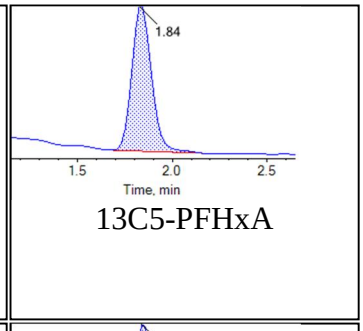

13C5-PFHxA

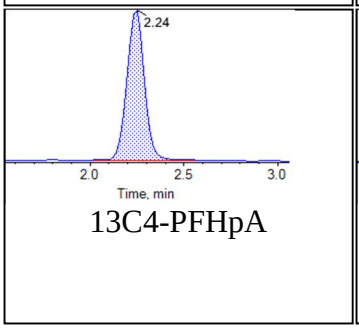

13C4-PFHpA

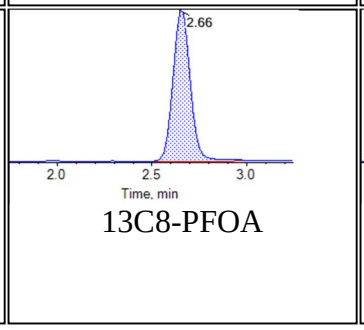

13C8-PFOA

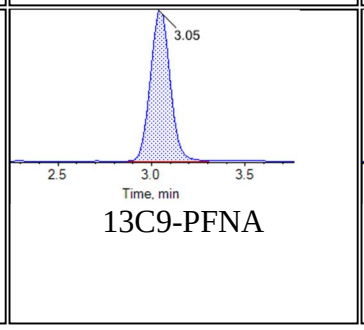

13C9-PFNA

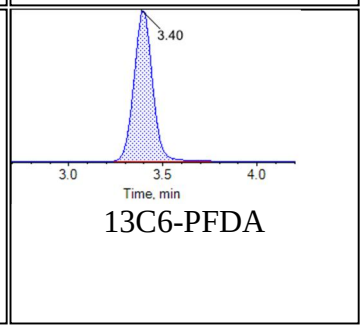

13C6-PFDA

BATTELLE

Chromatogram Report

Created with Analyst Reporter
Printed: 04/10/2018 7:59:41 PM

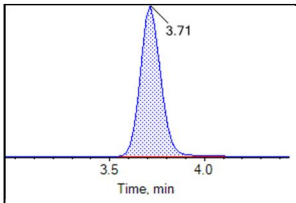

13C7-PFUnA

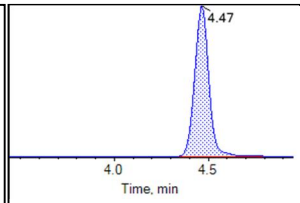

13C2-PFTeDA

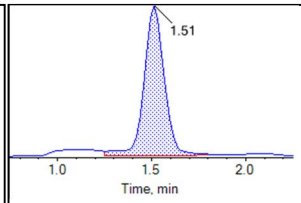

13C3-PFBS

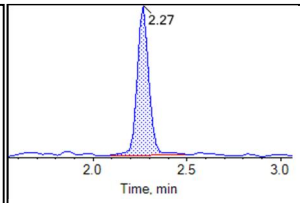

13C3-PFHxS

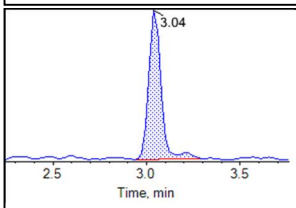

13C8-PFOS

BATTELLE

Chromatogram Report

Created with Analyst Reporter
Printed: 04/10/2018 7:59:46 PM

Sample Name	J8214-FS-D(5)	**Injection Vial**	34
Sample ID	VC-PM372-DW01-0918	**Injection Volume**	10.00
Sample Type	Unknown	**Instrument Name**	QTRAP 5500
Acquisition Date	2018-10-03T02:27:55	**Data File**	18-0567.wiff
Acquisition Method	5-0369.dam	**Result Table**	18-0567_BASE
Sample Comment			

Chromatograms

Target Analytes:

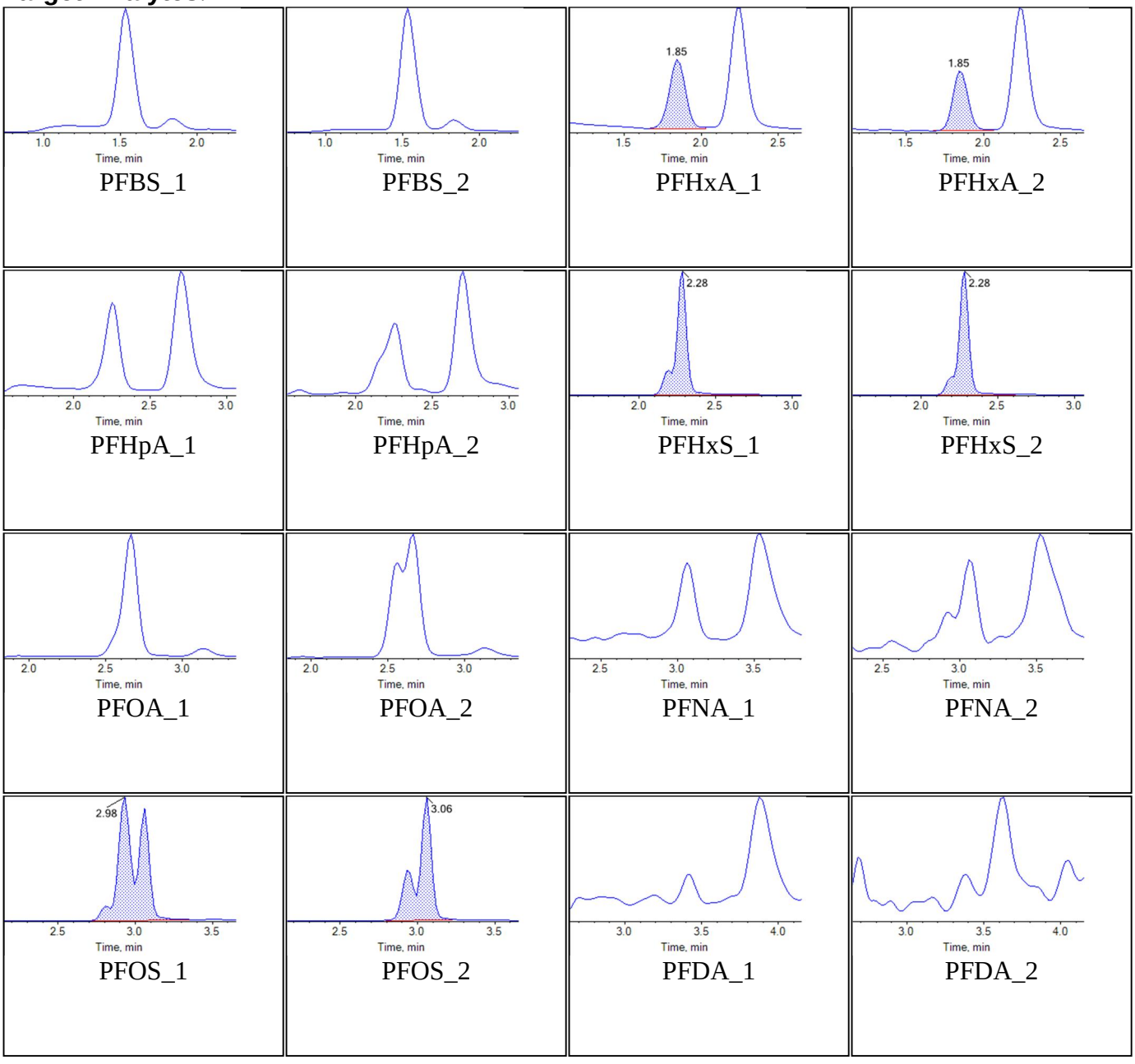

BATTELLE

Chromatogram Report

Created with Analyst Reporter
Printed: 04/10/2018 7:59:46 PM

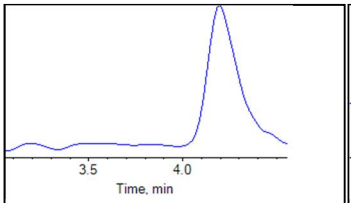

PFUnA_1

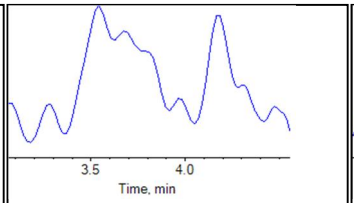

PFUnA_2

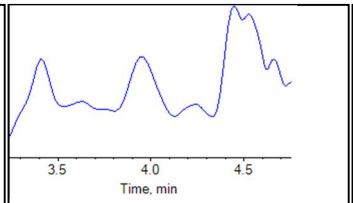

PFDoA_1

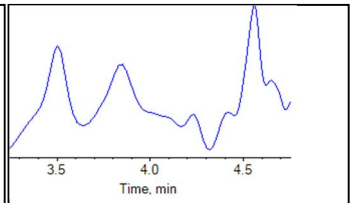

PFDoA_2

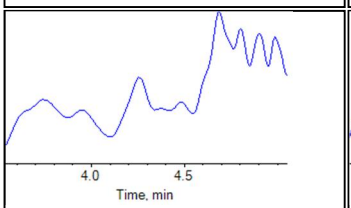

PFTrDA_1

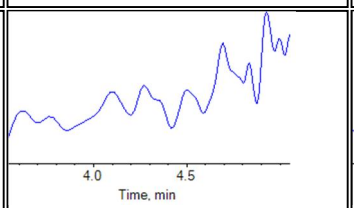

PFTrDA_2

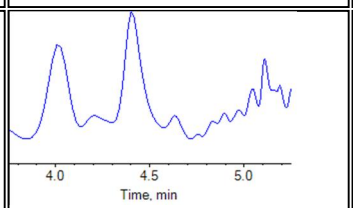

PFTeDA_1

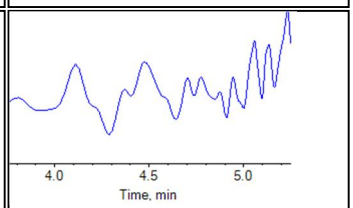

PFTeDA_2

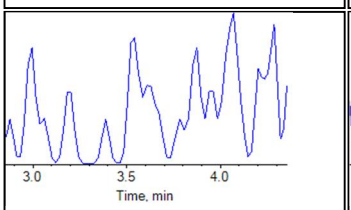

NMeFOSAA_1

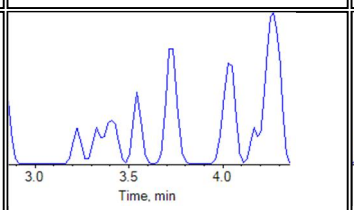

NMeFOSAA_2

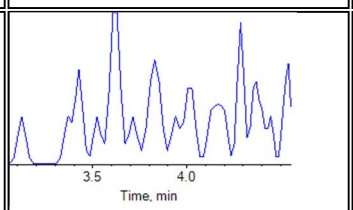

NEtFOSAA_1

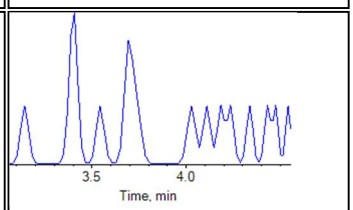

NEtFOSAA_2

Internal Standards:

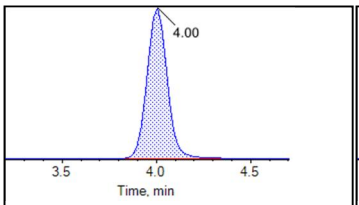

13C2-PFDoA

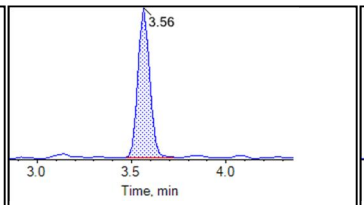

d3-MeFOSAA

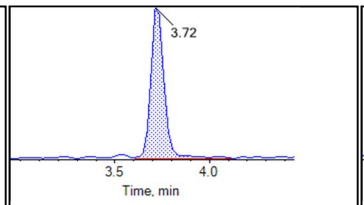

d5-EtFOSAA

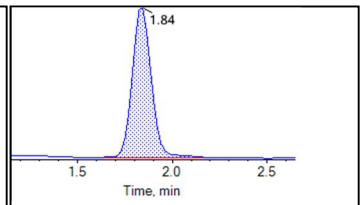

13C5-PFHxA

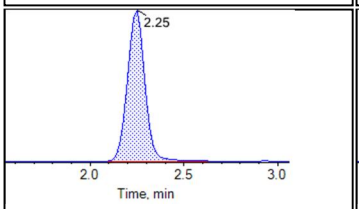

13C4-PFHpA

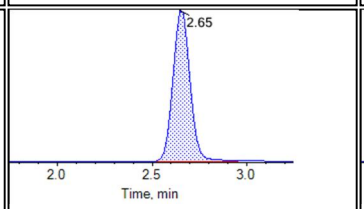

13C8-PFOA

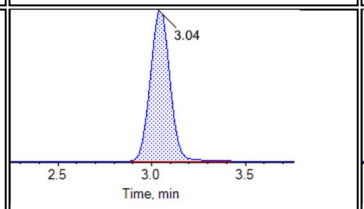

13C9-PFNA

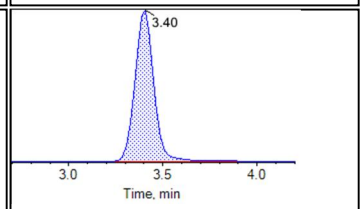

13C6-PFDA

BATTELLE

Chromatogram Report

Created with Analyst Reporter
Printed: 04/10/2018 7:59:46 PM

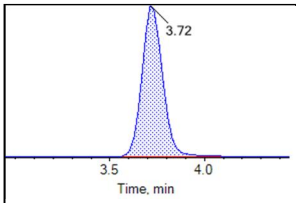

13C7-PFUnA

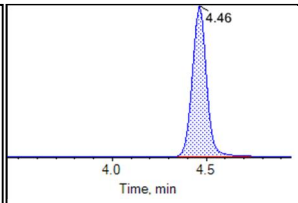

13C2-PFTeDA

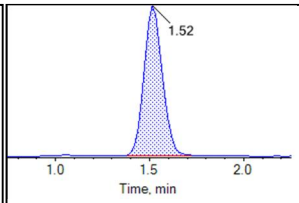

13C3-PFBS

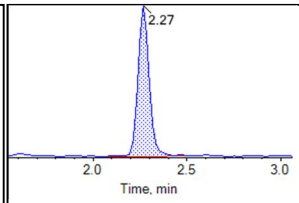

13C3-PFHxS

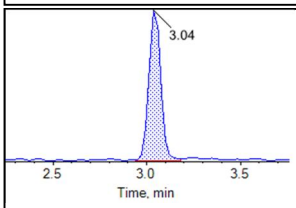

13C8-PFOS

BATTELLE

Chromatogram Report

Created with Analyst Reporter
Printed: 04/10/2018 7:59:51 PM

Sample Name	KB69 CCV	**Injection Vial**	36
Sample ID	CCV	**Injection Volume**	10.00
Sample Type	Quality Control	**Instrument Name**	QTRAP 5500
Acquisition Date	2018-10-03T02:49:38	**Data File**	18-0567.wiff
Acquisition Method	5-0369.dam	**Result Table**	18-0567_BASE
Sample Comment			

Chromatograms

Target Analytes:

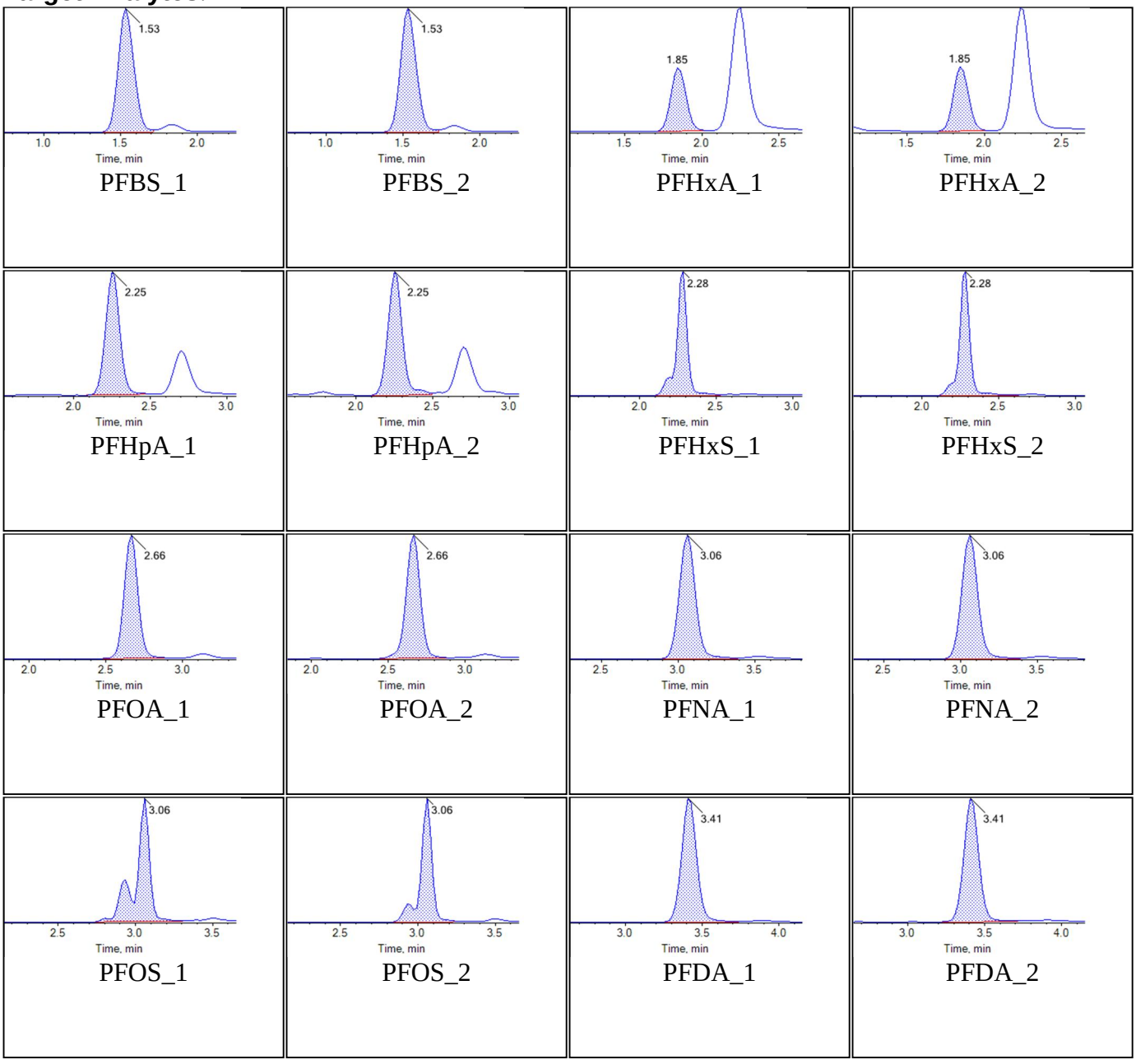

BATTELLE

Chromatogram Report

Created with Analyst Reporter
Printed: 04/10/2018 7:59:51 PM

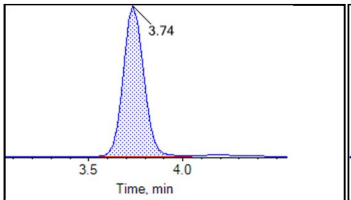

PFUnA_1

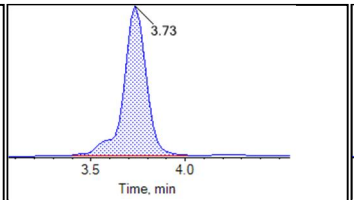

PFUnA_2

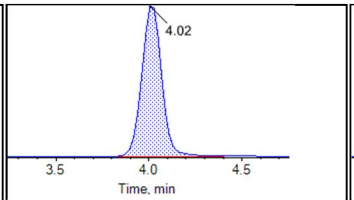

PFDoA_1

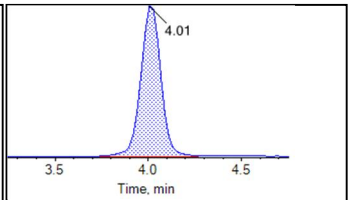

PFDoA_2

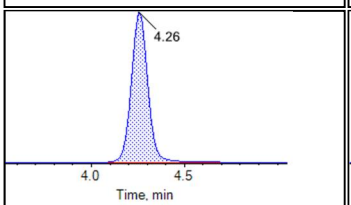

PFTrDA_1

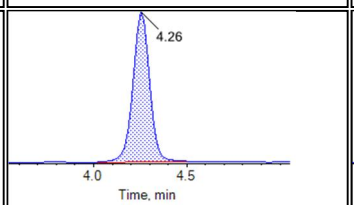

PFTrDA_2

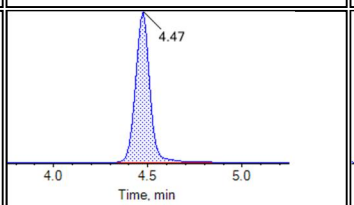

PFTeDA_1

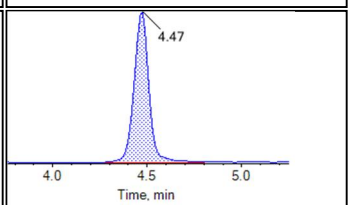

PFTeDA_2

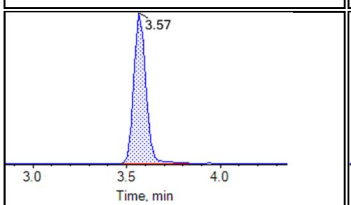

NMeFOSAA_1

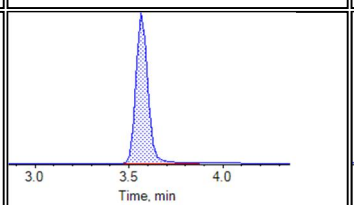

NMeFOSAA_2

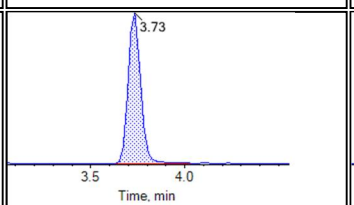

NEtFOSAA_1

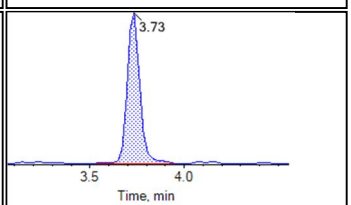

NEtFOSAA_2

Internal Standards:

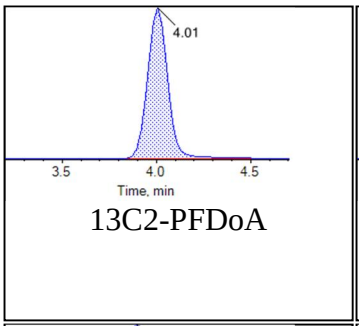

13C2-PFDoA

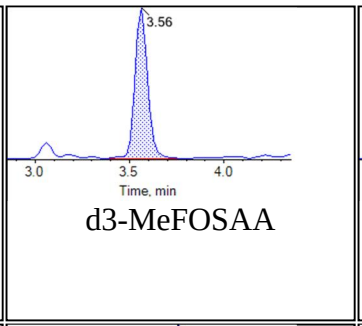

d3-MeFOSAA

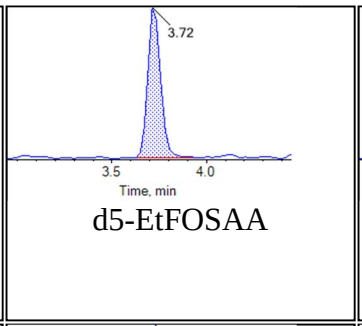

d5-EtFOSAA

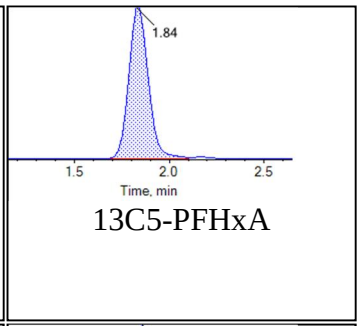

13C5-PFHxA

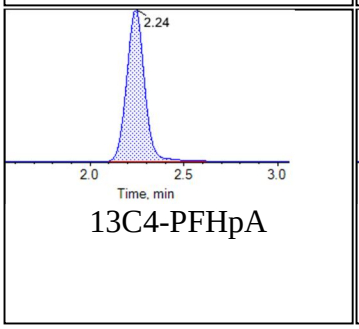

13C4-PFHpA

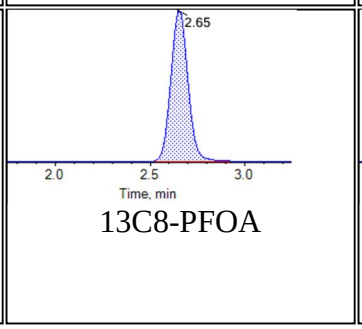

13C8-PFOA

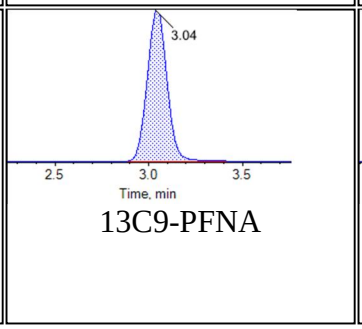

13C9-PFNA

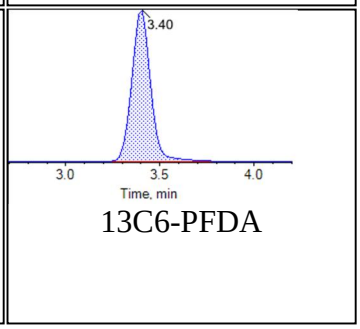

13C6-PFDA

BATTELLE

Chromatogram Report

Created with Analyst Reporter
Printed: 04/10/2018 7:59:51 PM

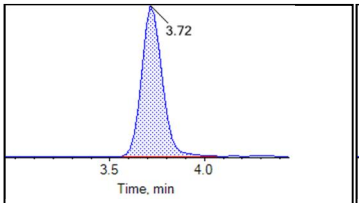

13C7-PFUnA

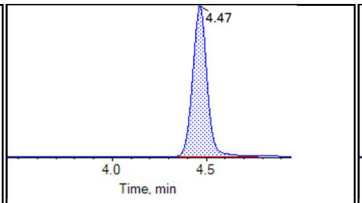

13C2-PFTeDA

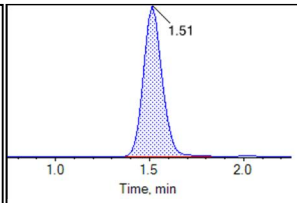

13C3-PFBS

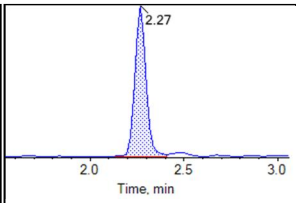

13C3-PFHxS

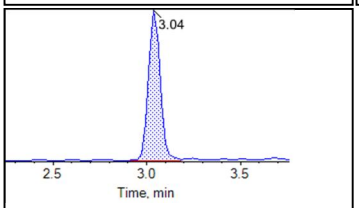

13C8-PFOS

BATTELLE

Chromatogram Report

Created with Analyst Reporter
Printed: 04/10/2018 7:59:55 PM

Sample Name	J8215-FS(0)	**Injection Vial**	38
Sample ID	VC-PM372-DW02-0918	**Injection Volume**	10.00
Sample Type	Unknown	**Instrument Name**	QTRAP 5500
Acquisition Date	2018-10-03T03:11:23	**Data File**	18-0567.wiff
Acquisition Method	5-0369.dam	**Result Table**	18-0567_BASE
Sample Comment			

Chromatograms

Target Analytes:

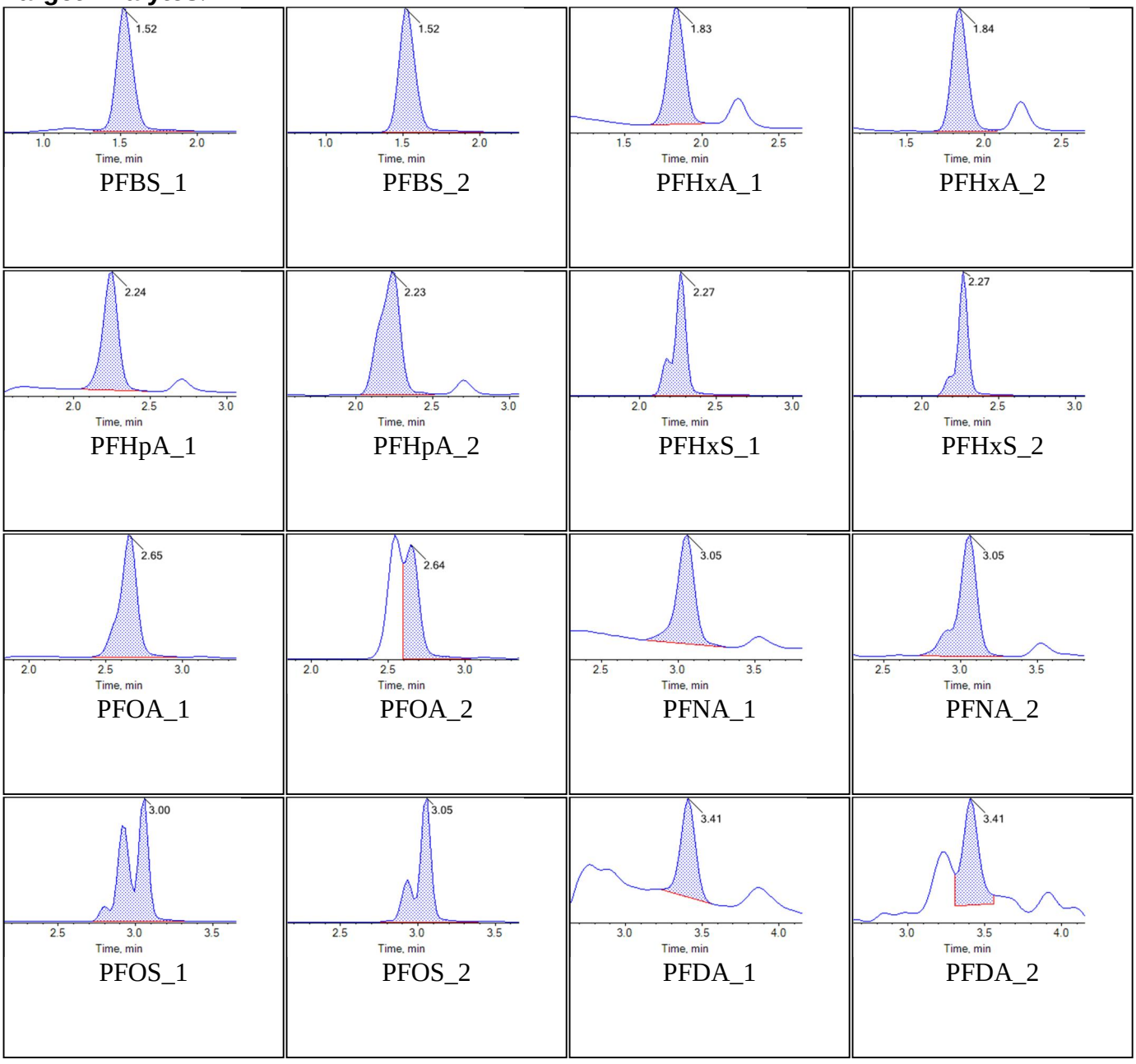

BATTELLE

Chromatogram Report

Created with Analyst Reporter
Printed: 04/10/2018 7:59:55 PM

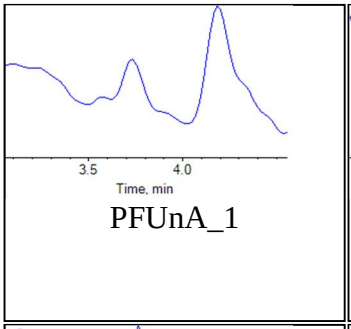

PFUnA_1

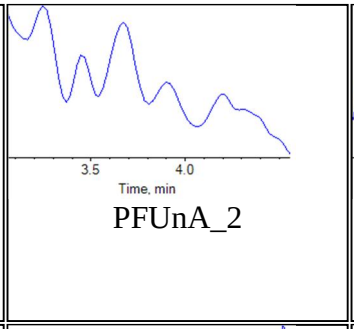

PFUnA_2

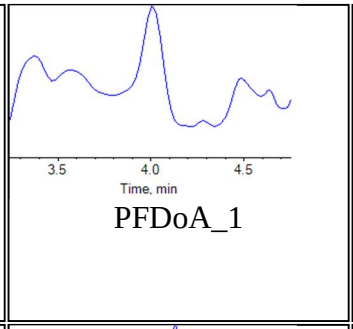

PFDoA_1

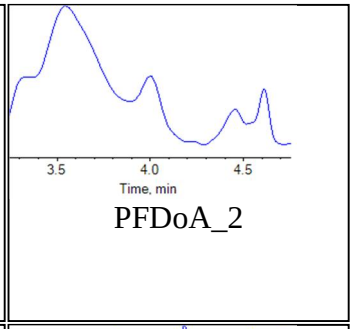

PFDoA_2

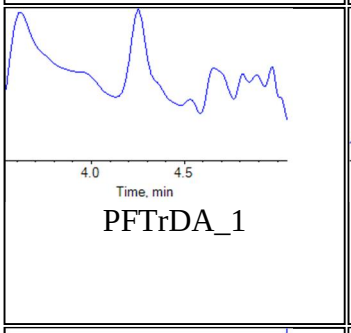

PFTrDA_1

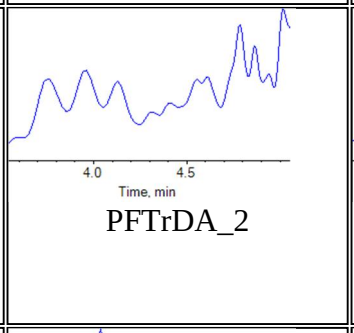

PFTrDA_2

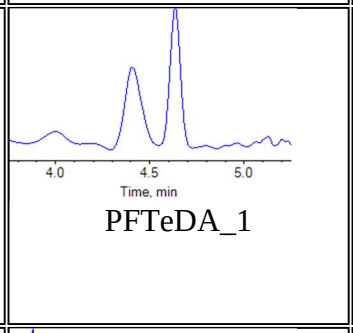

PFTeDA_1

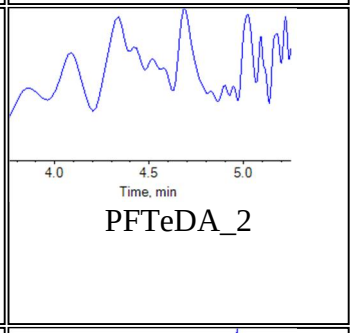

PFTeDA_2

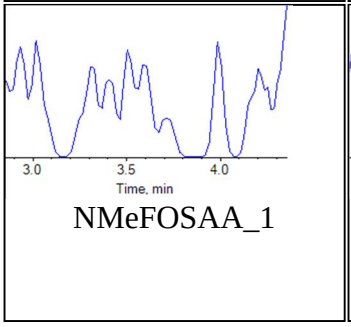

NMeFOSAA_1

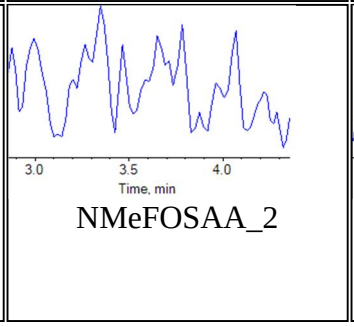

NMeFOSAA_2

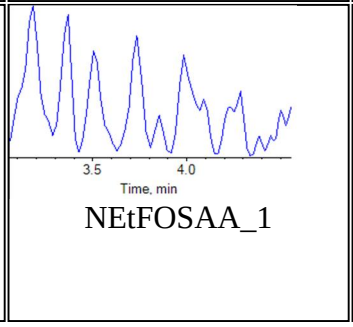

NEtFOSAA_1

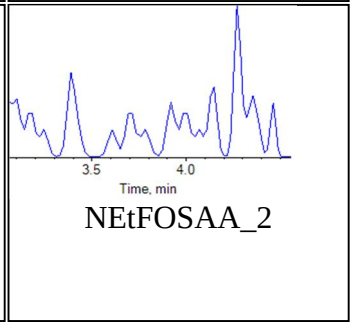

NEtFOSAA_2

Internal Standards:

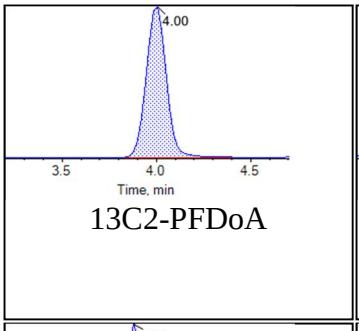

13C2-PFDoA

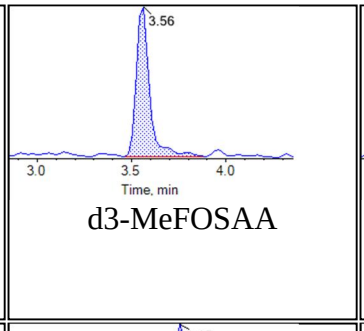

d3-MeFOSAA

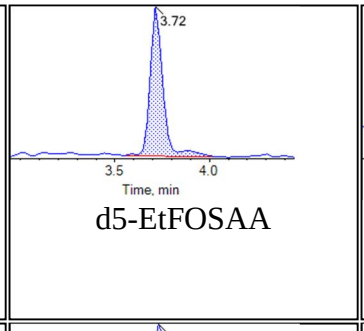

d5-EtFOSAA

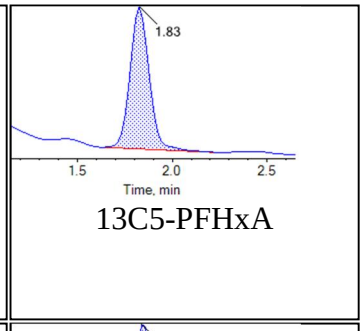

13C5-PFHxA

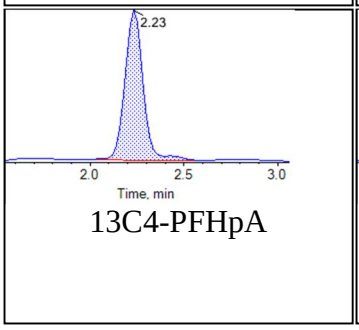

13C4-PFHpA

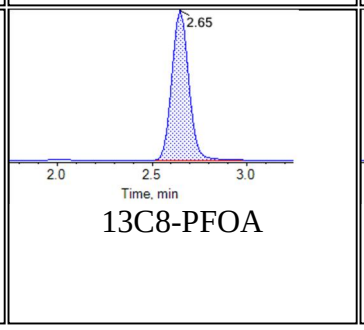

13C8-PFOA

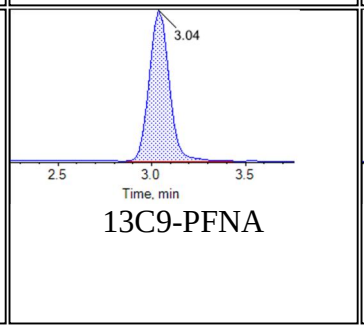

13C9-PFNA

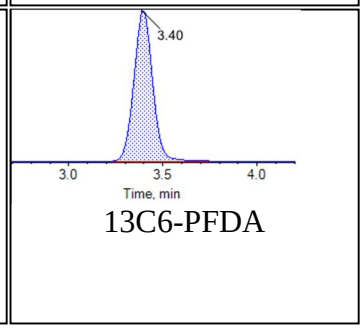

13C6-PFDA

BATTELLE

Chromatogram Report

Created with Analyst Reporter
Printed: 04/10/2018 7:59:55 PM

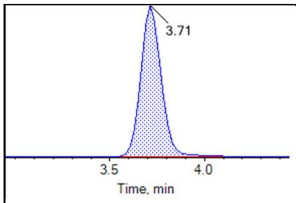

13C7-PFUnA

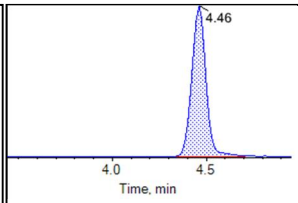

13C2-PFTeDA

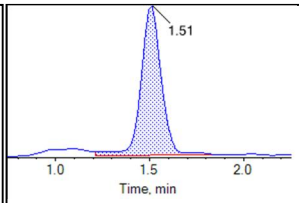

13C3-PFBS

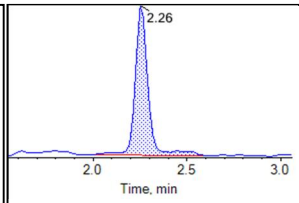

13C3-PFHxS

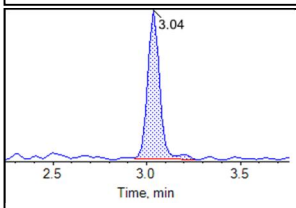

13C8-PFOS

BATTELLE

Chromatogram Report

Created with Analyst Reporter
Printed: 04/10/2018 8:00:00 PM

Sample Name	J8215-FS-D(3)	**Injection Vial**	39
Sample ID	VC-PM372-DW02-0918	**Injection Volume**	10.00
Sample Type	Unknown	**Instrument Name**	QTRAP 5500
Acquisition Date	2018-10-03T03:22:15	**Data File**	18-0567.wiff
Acquisition Method	5-0369.dam	**Result Table**	18-0567_BASE
Sample Comment			

Chromatograms

Target Analytes:

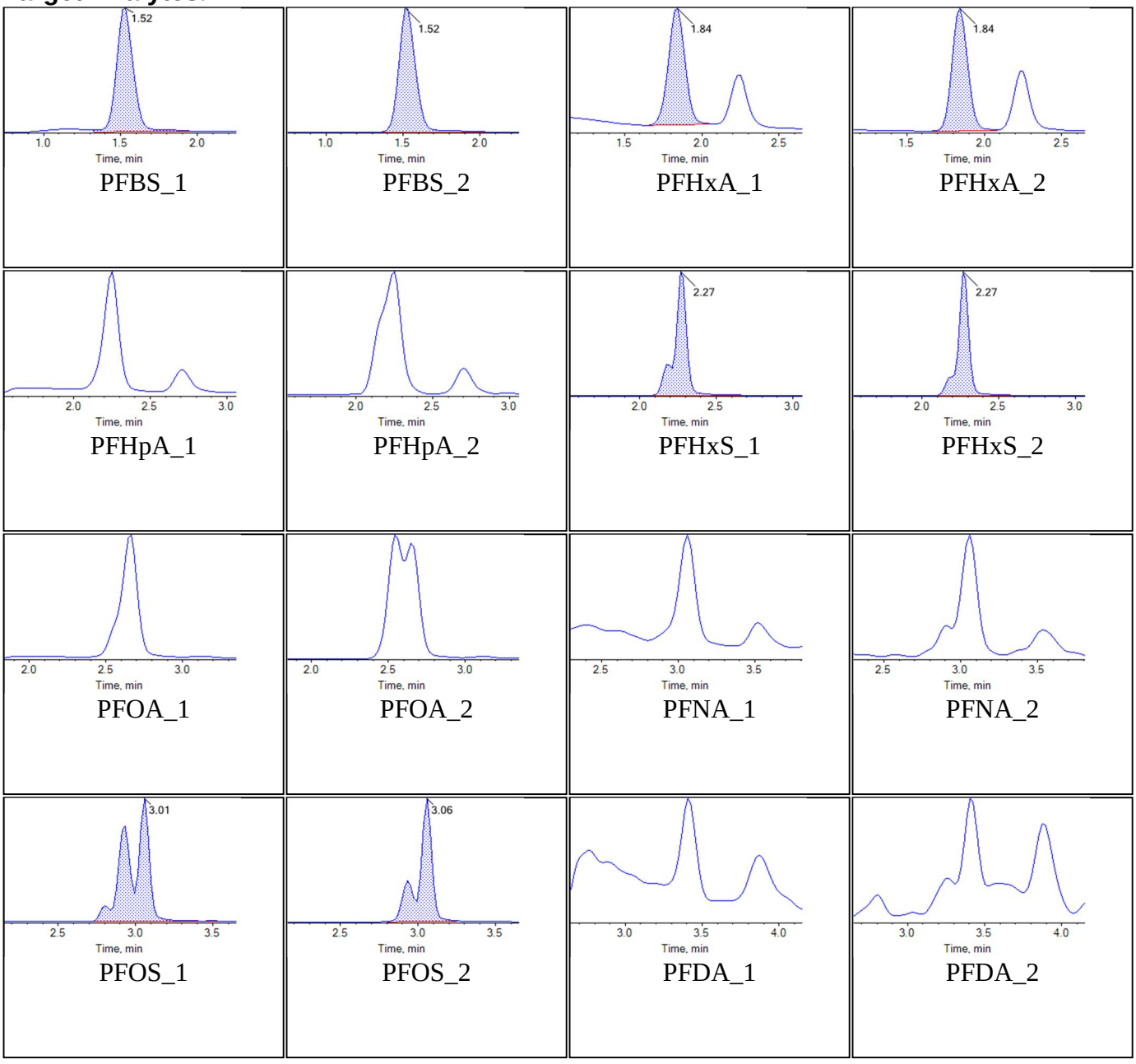

BATTELLE

Chromatogram Report

Created with Analyst Reporter
Printed: 04/10/2018 8:00:00 PM

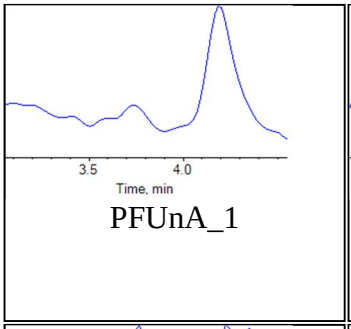

PFUnA_1

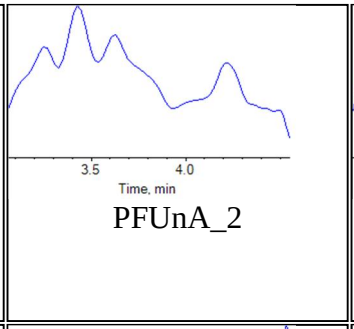

PFUnA_2

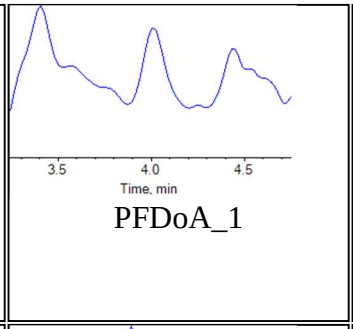

PFDoA_1

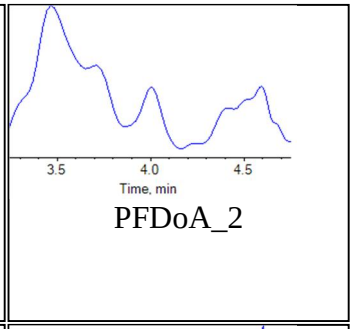

PFDoA_2

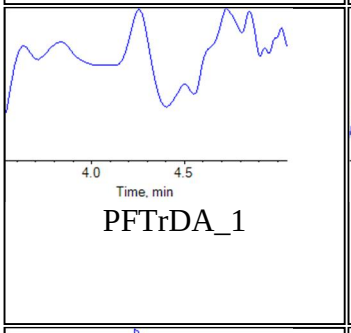

PFTrDA_1

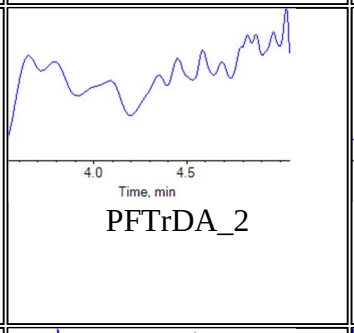

PFTrDA_2

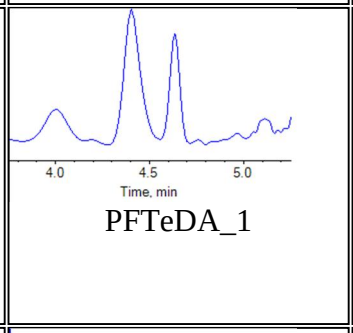

PFTeDA_1

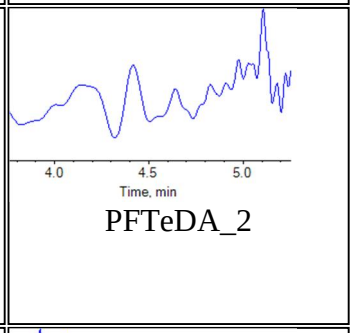

PFTeDA_2

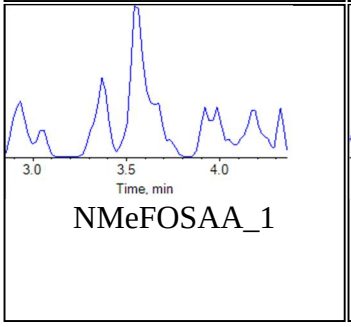

NMeFOSAA_1

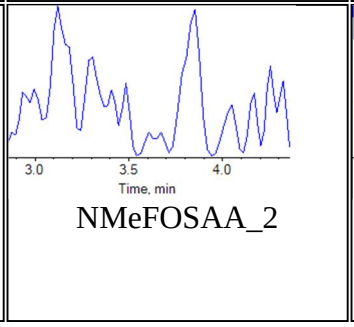

NMeFOSAA_2

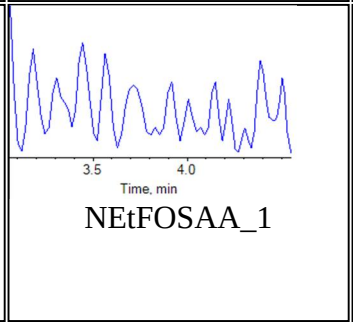

NEtFOSAA_1

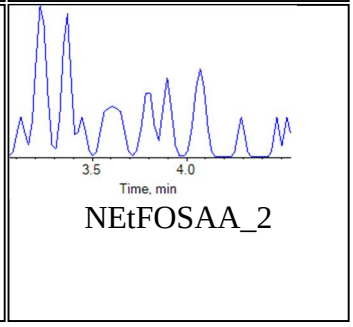

NEtFOSAA_2

Internal Standards:

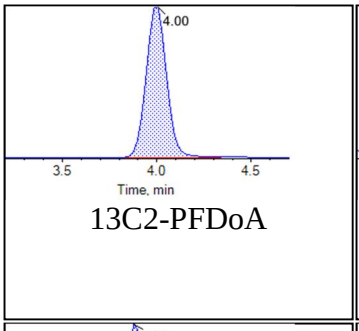

13C2-PFDoA

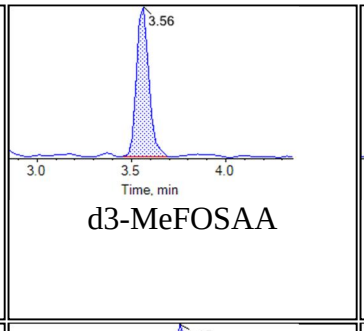

d3-MeFOSAA

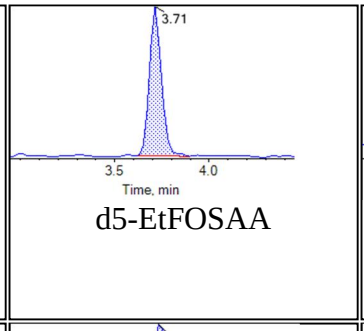

d5-EtFOSAA

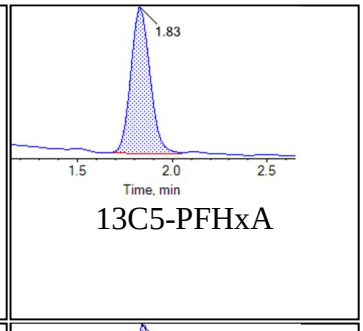

13C5-PFHxA

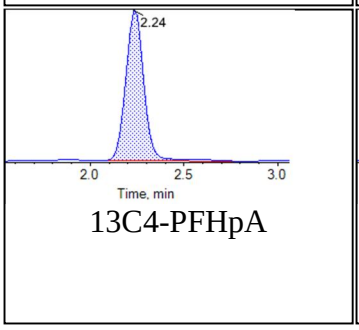

13C4-PFHpA

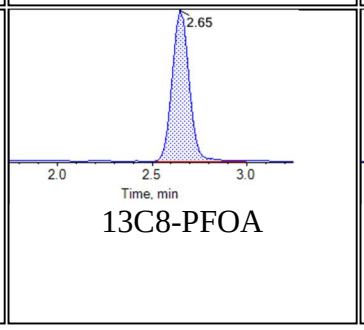

13C8-PFOA

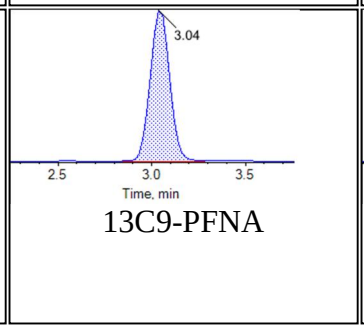

13C9-PFNA

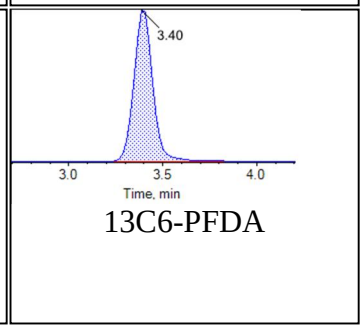

13C6-PFDA

BATTELLE

Chromatogram Report

Created with Analyst Reporter
Printed: 04/10/2018 8:00:00 PM

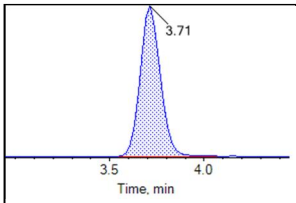

13C7-PFUnA

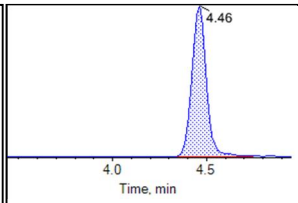

13C2-PFTeDA

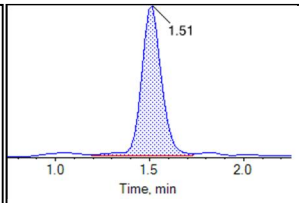

13C3-PFBS

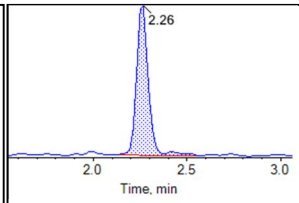

13C3-PFHxS

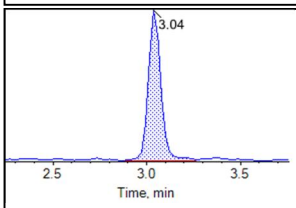

13C8-PFOS

BATTELLE

Chromatogram Report

Created with Analyst Reporter
Printed: 04/10/2018 8:00:05 PM

Sample Name	J8215-FS-D(5)	**Injection Vial**	40
Sample ID	VC-PM372-DW02-0918	**Injection Volume**	10.00
Sample Type	Unknown	**Instrument Name**	QTRAP 5500
Acquisition Date	2018-10-03T03:33:07	**Data File**	18-0567.wiff
Acquisition Method	5-0369.dam	**Result Table**	18-0567_BASE
Sample Comment			

Chromatograms

Target Analytes:

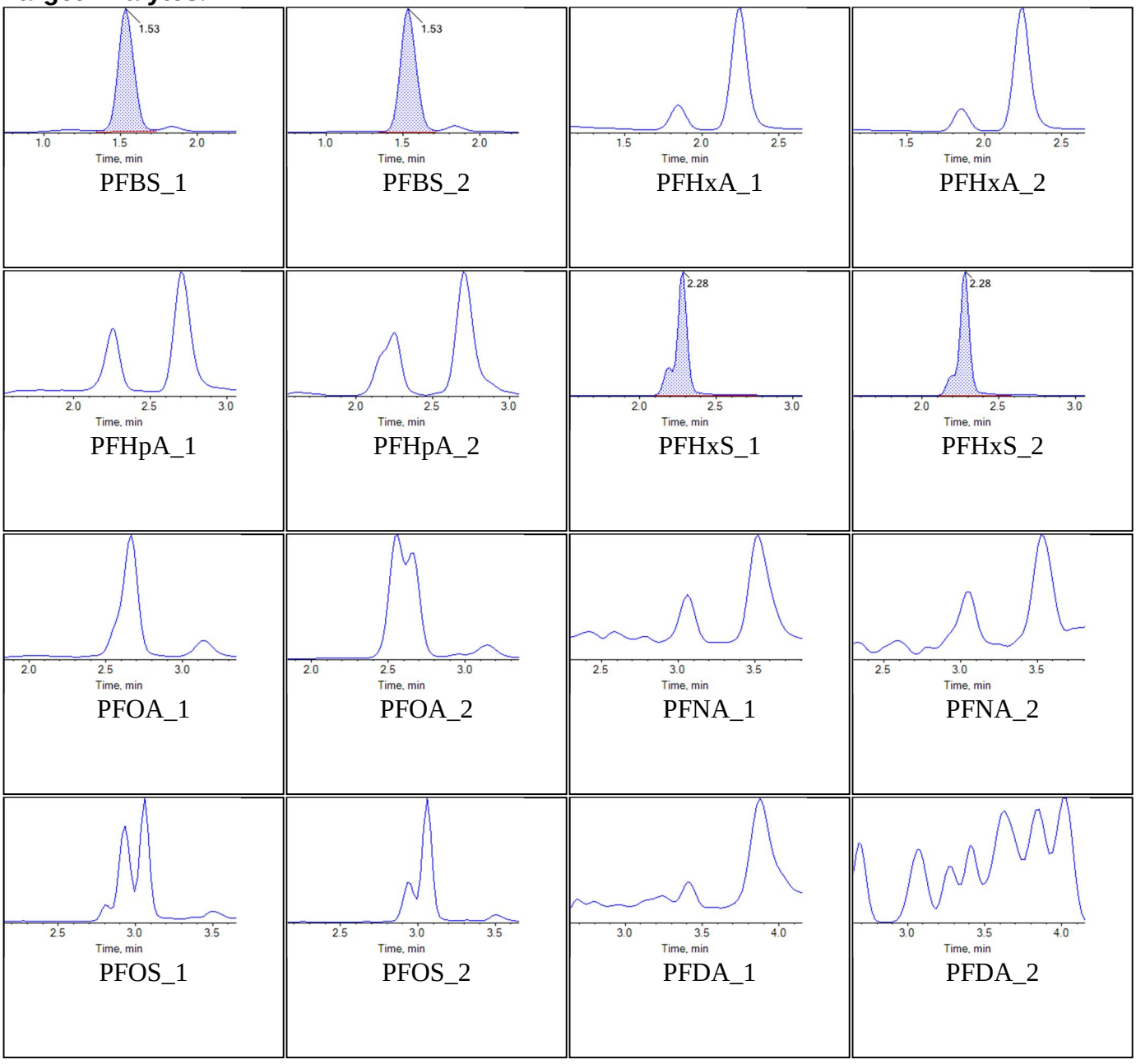

BATTELLE

Chromatogram Report

Created with Analyst Reporter
Printed: 04/10/2018 8:00:05 PM

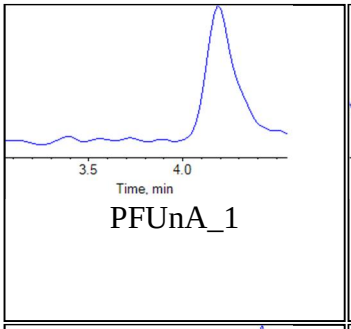

PFUnA_1

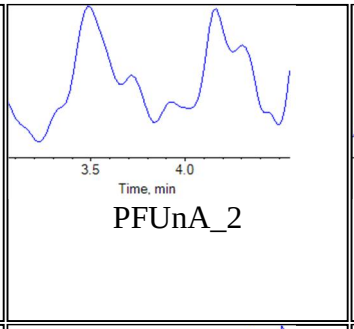

PFUnA_2

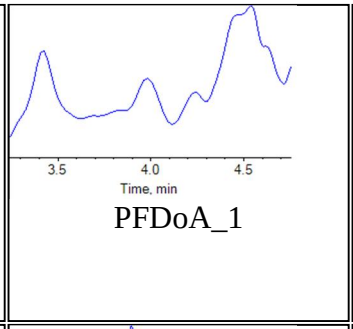

PFDoA_1

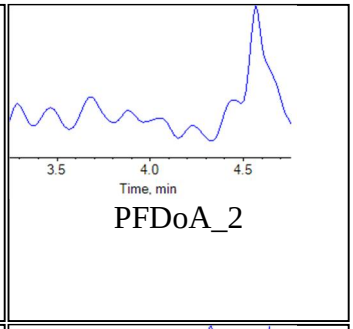

PFDoA_2

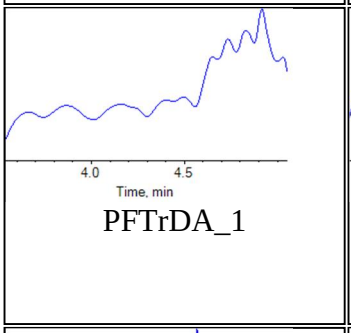

PFTrDA_1

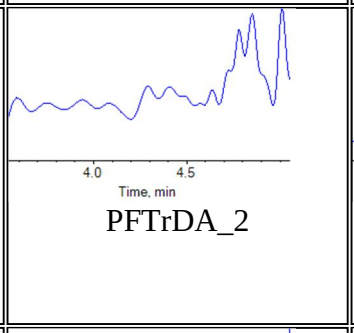

PFTrDA_2

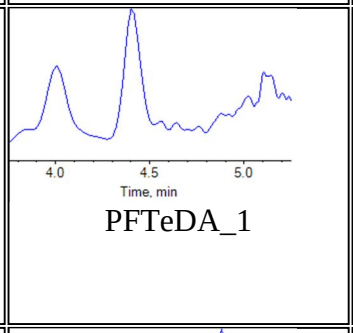

PFTeDA_1

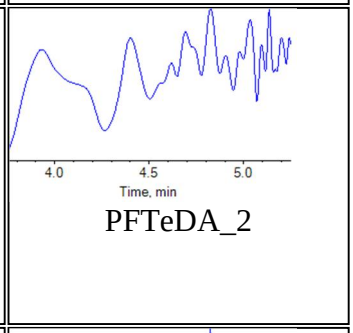

PFTeDA_2

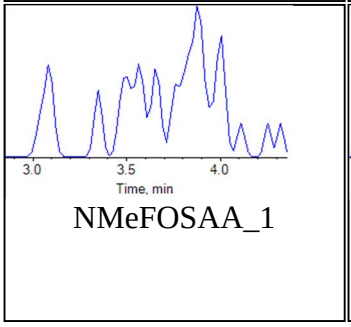

NMeFOSAA_1

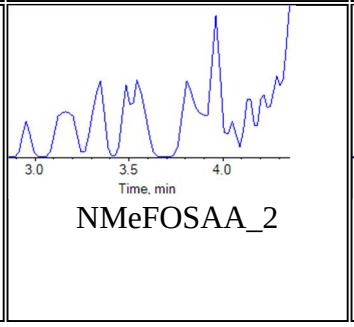

NMeFOSAA_2

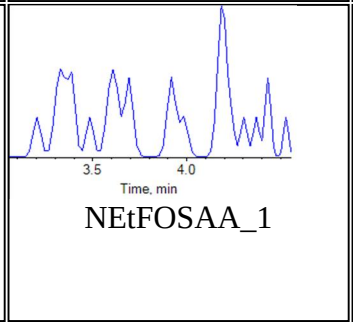

NEtFOSAA_1

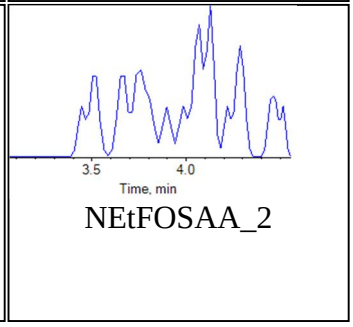

NEtFOSAA_2

Internal Standards:

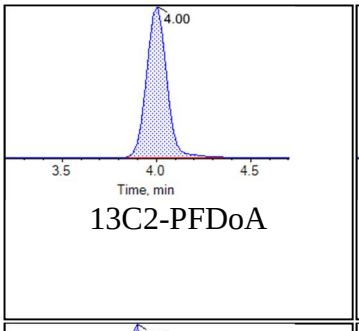

13C2-PFDoA

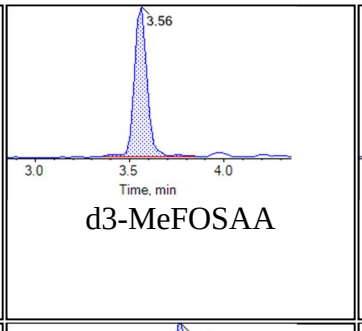

d3-MeFOSAA

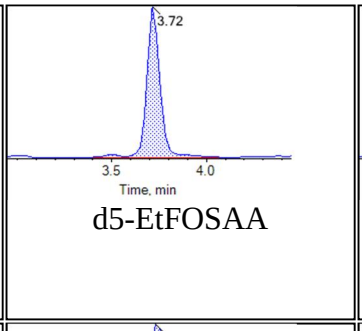

d5-EtFOSAA

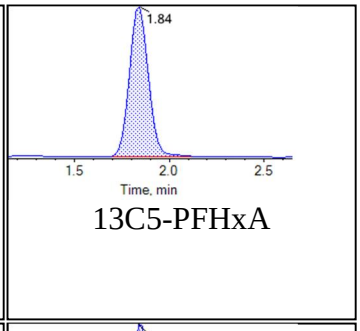

13C5-PFHxA

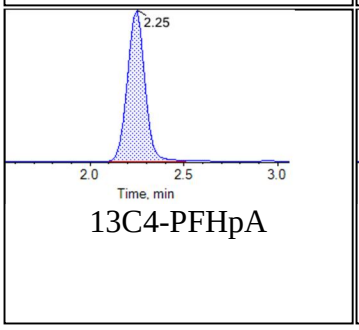

13C4-PFHpA

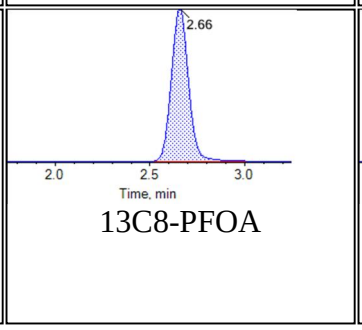

13C8-PFOA

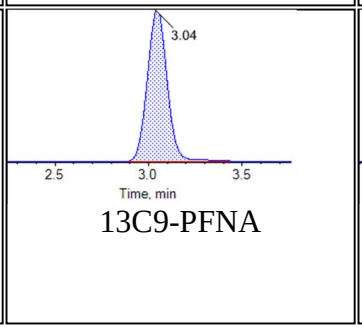

13C9-PFNA

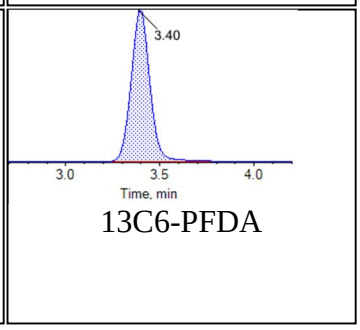

13C6-PFDA

BATTELLE

Chromatogram Report

Created with Analyst Reporter
Printed: 04/10/2018 8:00:05 PM

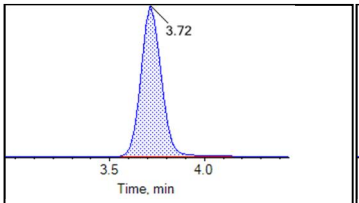

13C7-PFUnA

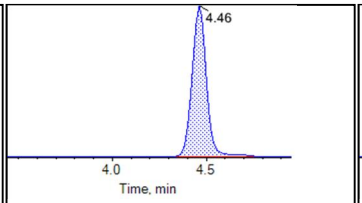

13C2-PFTeDA

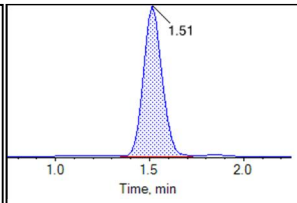

13C3-PFBS

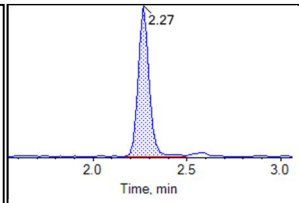

13C3-PFHxS

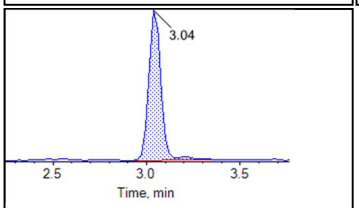

13C8-PFOS

BATTELLE

Chromatogram Report

Created with Analyst Reporter
Printed: 04/10/2018 8:00:10 PM

Sample Name	J8215-FS-D(7)	**Injection Vial**	41
Sample ID	VC-PM372-DW02-0918	**Injection Volume**	10.00
Sample Type	Unknown	**Instrument Name**	QTRAP 5500
Acquisition Date	2018-10-03T03:43:59	**Data File**	18-0567.wiff
Acquisition Method	5-0369.dam	**Result Table**	18-0567_BASE
Sample Comment			

Chromatograms

Target Analytes:

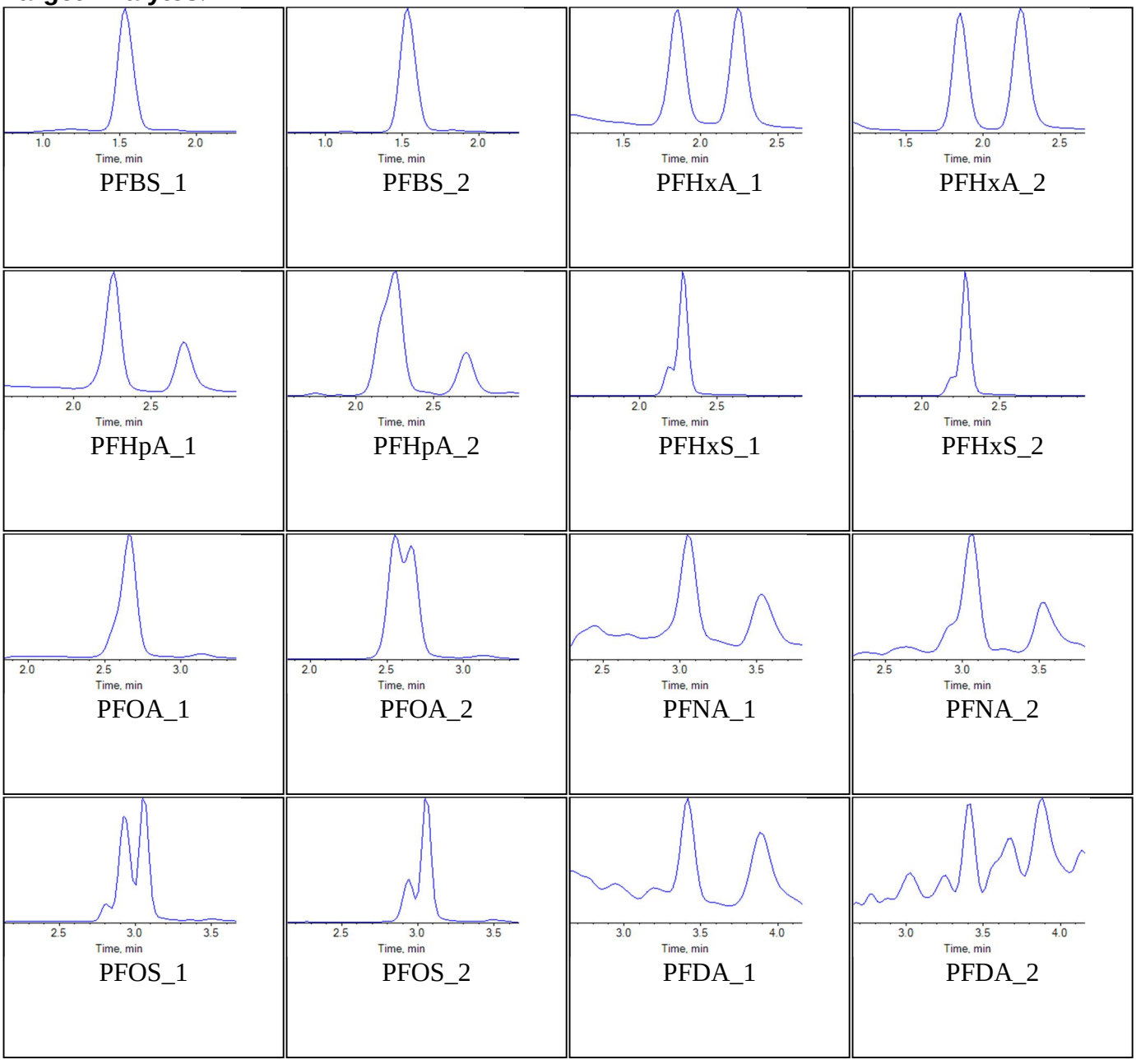

BATTELLE

Chromatogram Report

Created with Analyst Reporter
Printed: 04/10/2018 8:00:10 PM

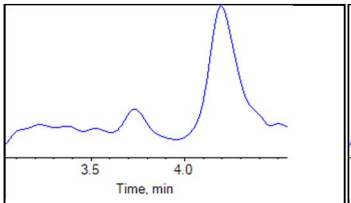

PFUnA_1

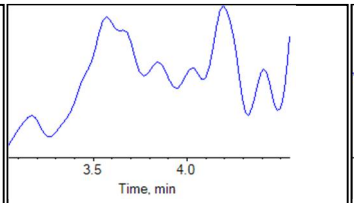

PFUnA_2

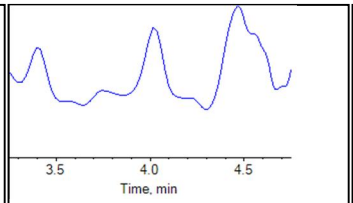

PFDoA_1

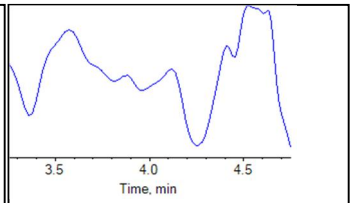

PFDoA_2

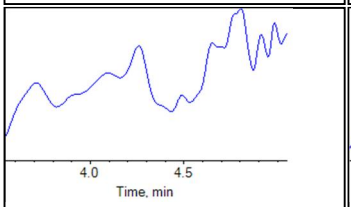

PFTrDA_1

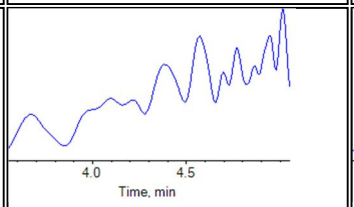

PFTrDA_2

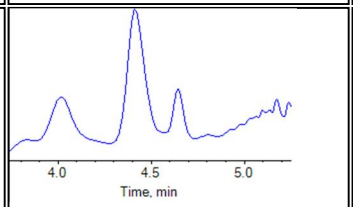

PFTeDA_1

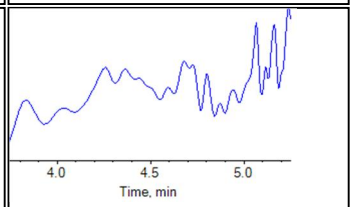

PFTeDA_2

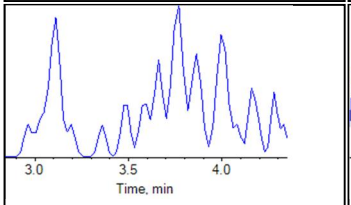

NMeFOSAA_1

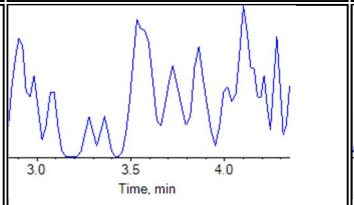

NMeFOSAA_2

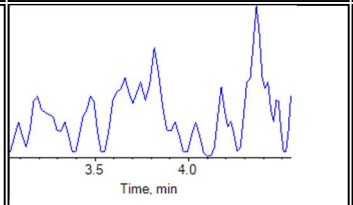

NEtFOSAA_1

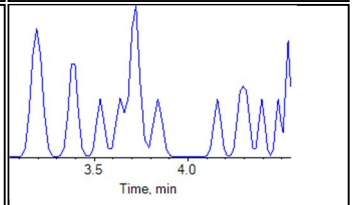

NEtFOSAA_2

Internal Standards:

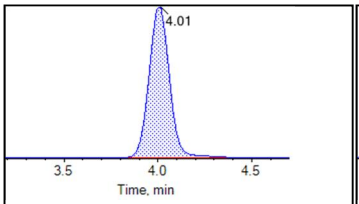

13C2-PFDoA

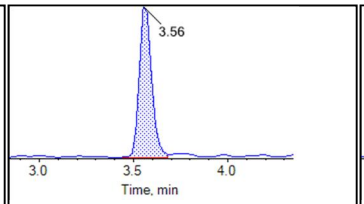

d3-MeFOSAA

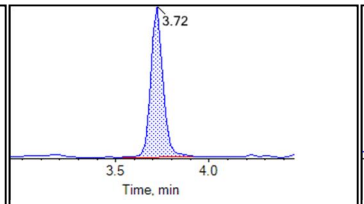

d5-EtFOSAA

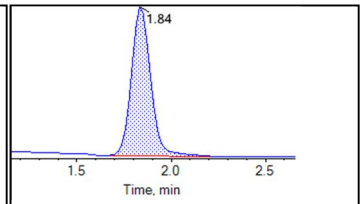

13C5-PFHxA

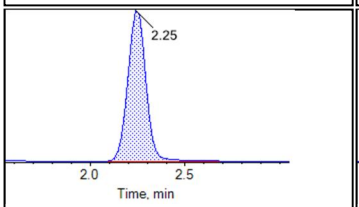

13C4-PFHpA

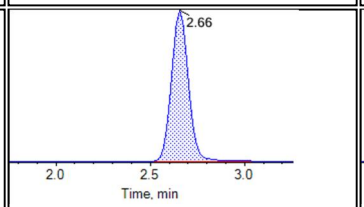

13C8-PFOA

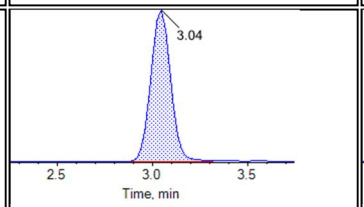

13C9-PFNA

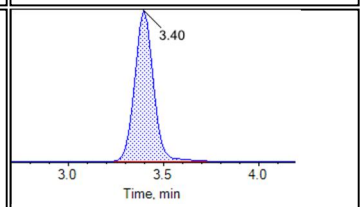

13C6-PFDA

BATTELLE

Chromatogram Report

Created with Analyst Reporter
Printed: 04/10/2018 8:00:10 PM

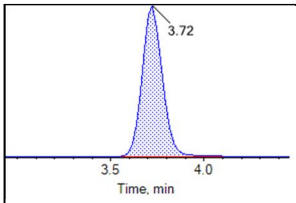

13C7-PFUnA

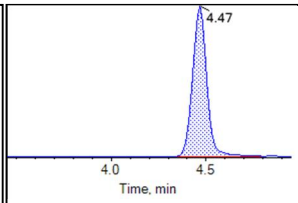

13C2-PFTeDA

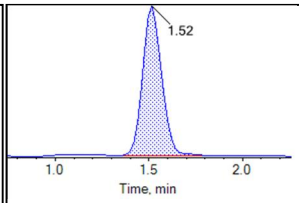

13C3-PFBS

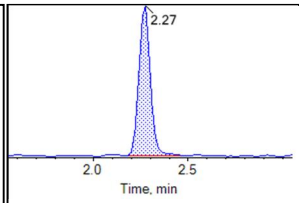

13C3-PFHxS

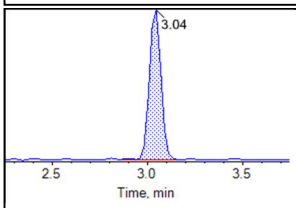

13C8-PFOS

BATTELLE

Chromatogram Report

Created with Analyst Reporter
Printed: 04/10/2018 8:00:15 PM

Sample Name	J8216-FS(0)	**Injection Vial**	42
Sample ID	VC-PM372-DW02P-0918	**Injection Volume**	10.00
Sample Type	Unknown	**Instrument Name**	QTRAP 5500
Acquisition Date	2018-10-03T03:54:50	**Data File**	18-0567.wiff
Acquisition Method	5-0369.dam	**Result Table**	18-0567_BASE
Sample Comment			

Chromatograms

Target Analytes:

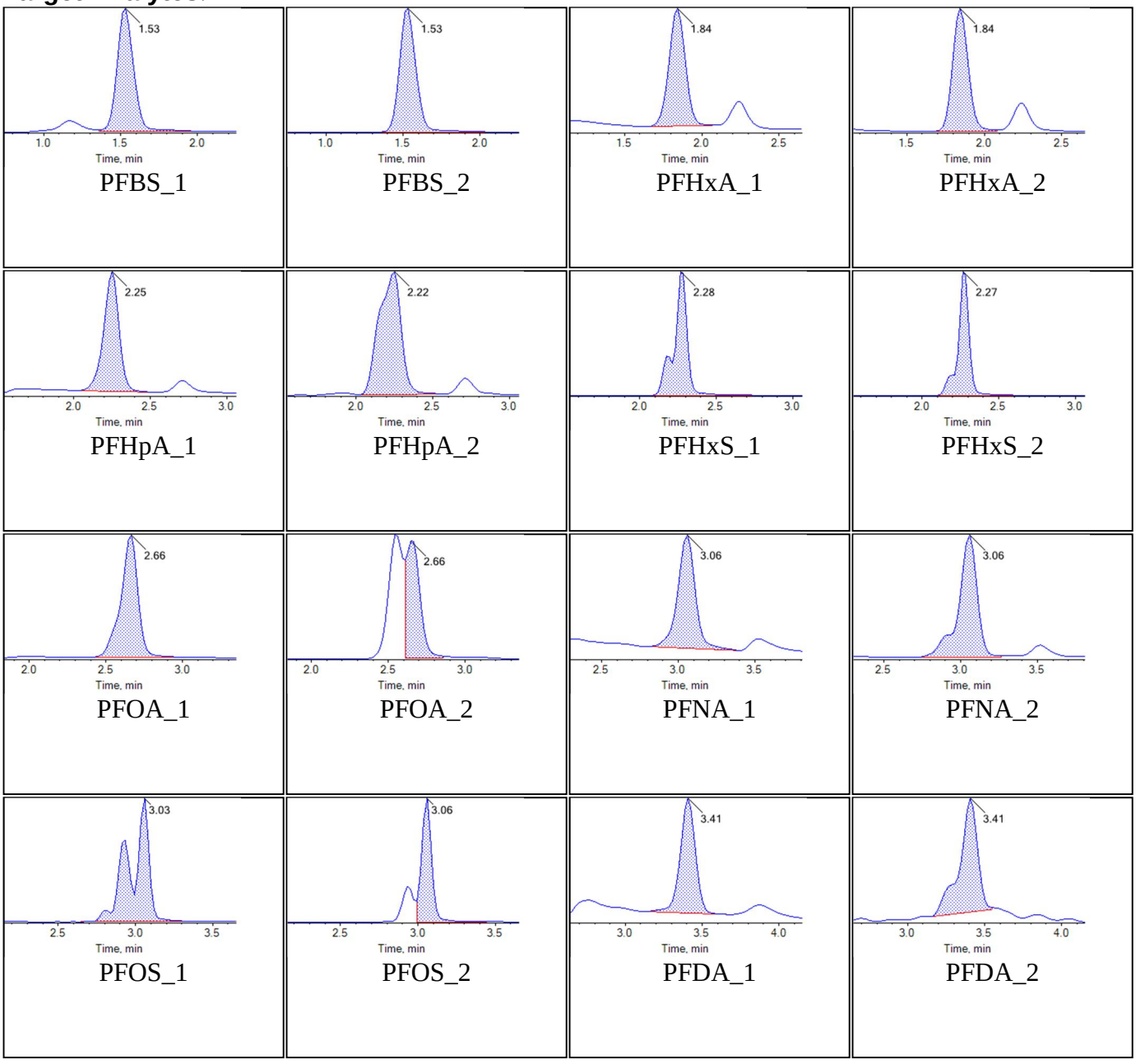

BATTELLE

Chromatogram Report

Created with Analyst Reporter
Printed: 04/10/2018 8:00:15 PM

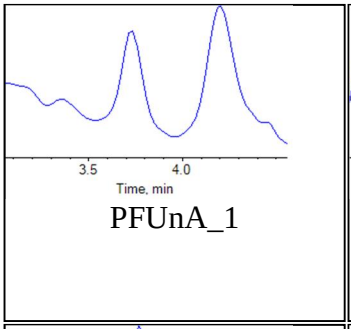

PFUnA_1

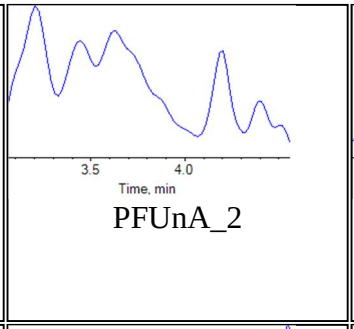

PFUnA_2

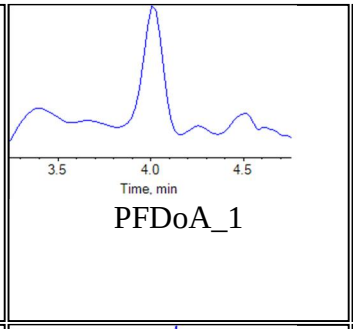

PFDoA_1

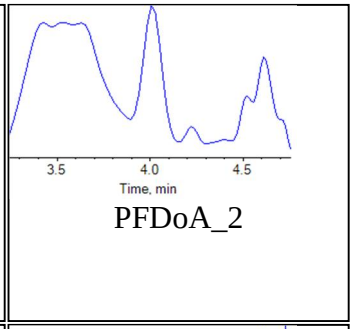

PFDoA_2

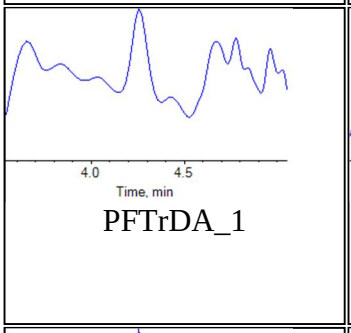

PFTrDA_1

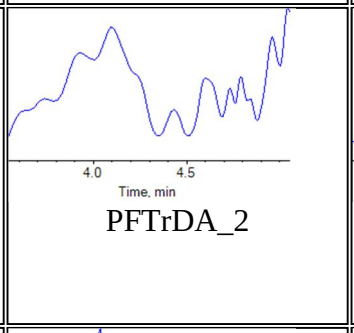

PFTrDA_2

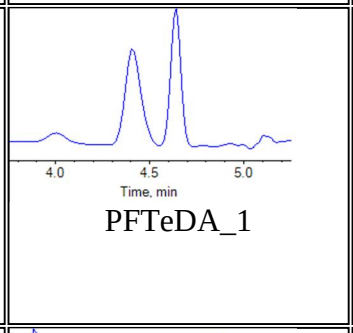

PFTeDA_1

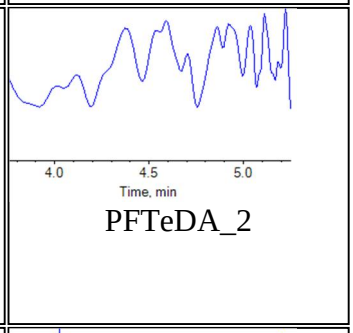

PFTeDA_2

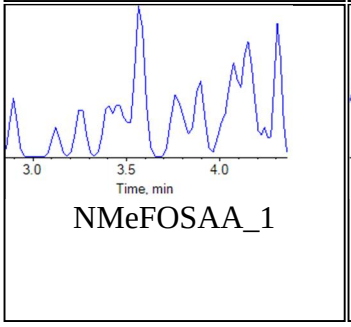

NMeFOSAA_1

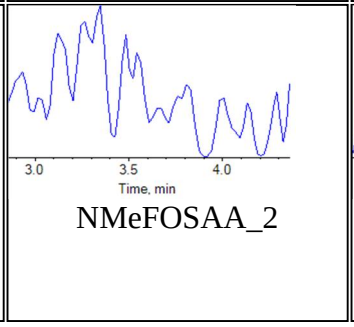

NMeFOSAA_2

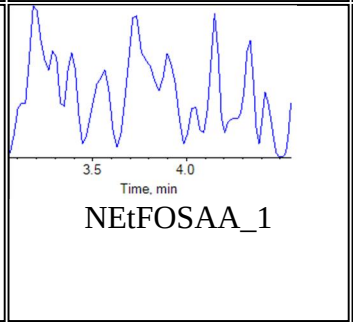

NEtFOSAA_1

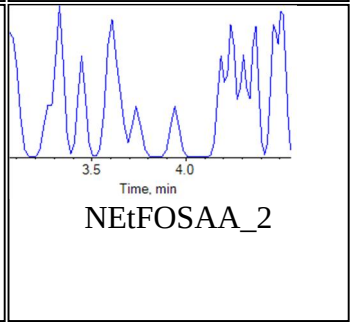

NEtFOSAA_2

Internal Standards:

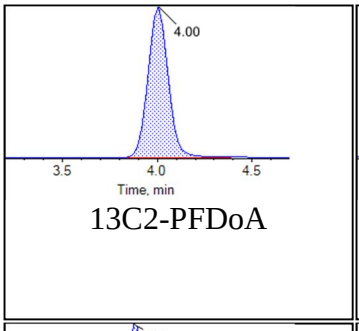

13C2-PFDoA

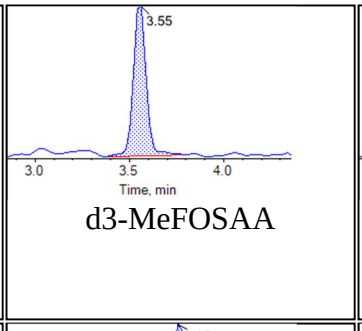

d3-MeFOSAA

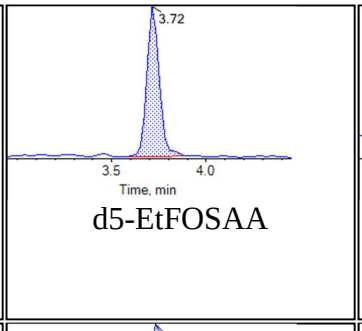

d5-EtFOSAA

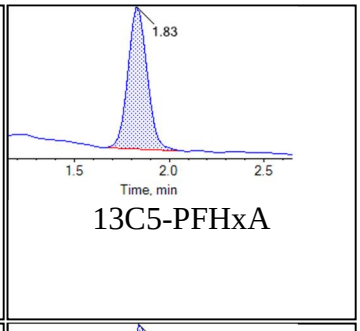

13C5-PFHxA

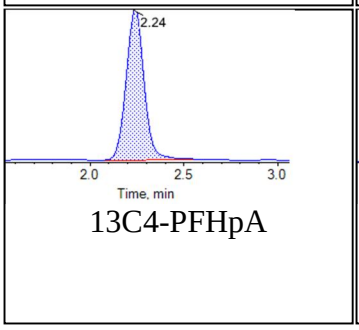

13C4-PFHpA

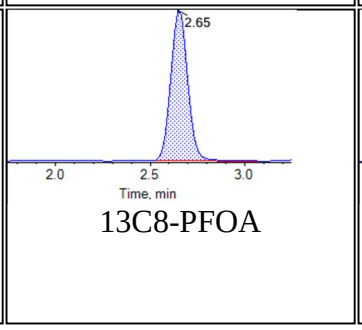

13C8-PFOA

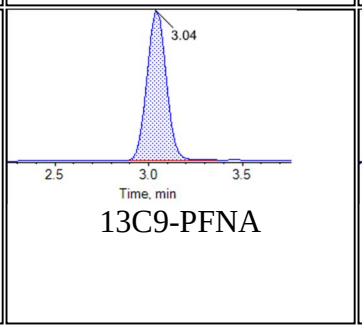

13C9-PFNA

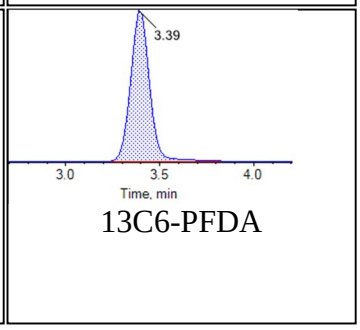

13C6-PFDA

BATTELLE

Chromatogram Report

Created with Analyst Reporter
Printed: 04/10/2018 8:00:15 PM

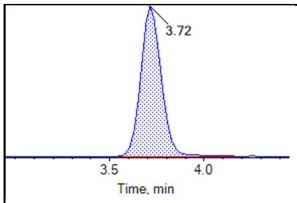

13C7-PFUnA

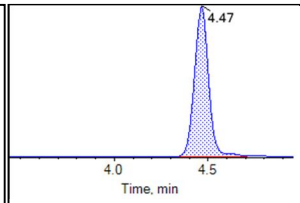

13C2-PFTeDA

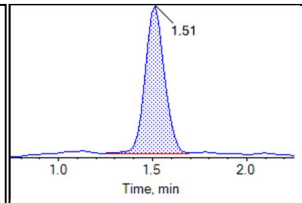

13C3-PFBS

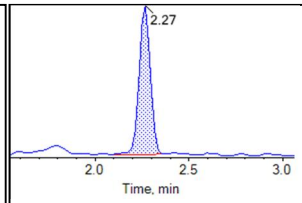

13C3-PFHxS

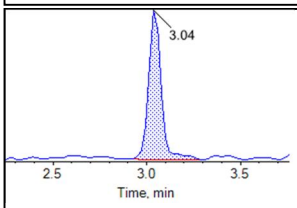

13C8-PFOS

BATTELLE

Chromatogram Report

Created with Analyst Reporter
Printed: 04/10/2018 8:00:19 PM

Sample Name	J8216-FS-D(3)	**Injection Vial**	43
Sample ID	VC-PM372-DW02P-0918	**Injection Volume**	10.00
Sample Type	Unknown	**Instrument Name**	QTRAP 5500
Acquisition Date	2018-10-03T04:05:42	**Data File**	18-0567.wiff
Acquisition Method	5-0369.dam	**Result Table**	18-0567_BASE
Sample Comment			

Chromatograms

Target Analytes:

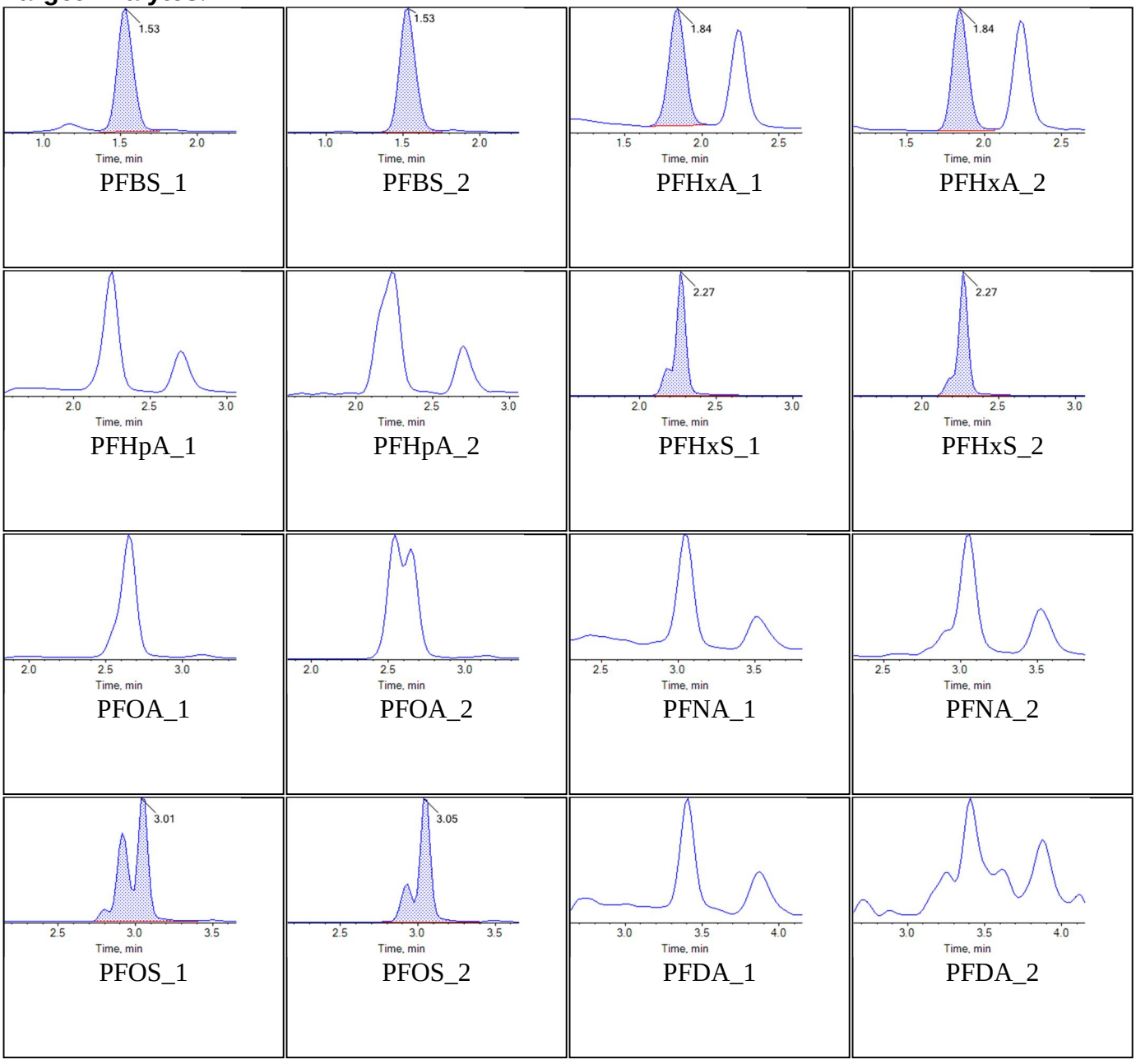

BATTELLE

Chromatogram Report

Created with Analyst Reporter
Printed: 04/10/2018 8:00:19 PM

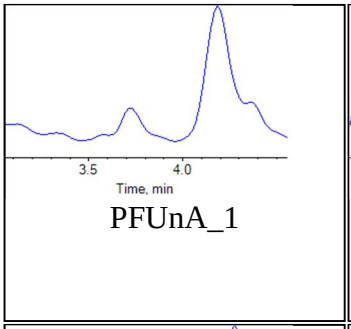

PFUnA_1

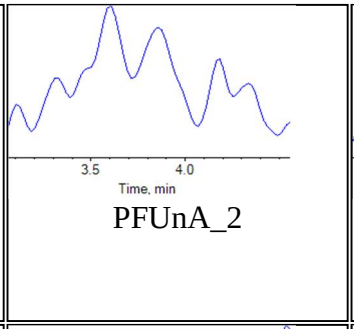

PFUnA_2

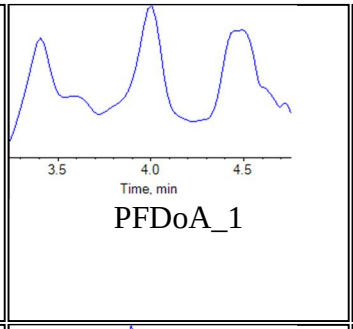

PFDoA_1

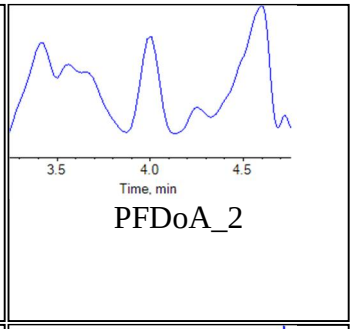

PFDoA_2

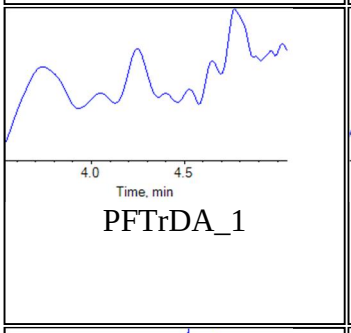

PFTrDA_1

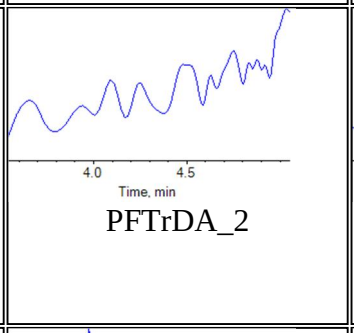

PFTrDA_2

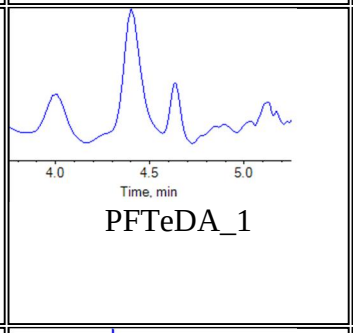

PFTeDA_1

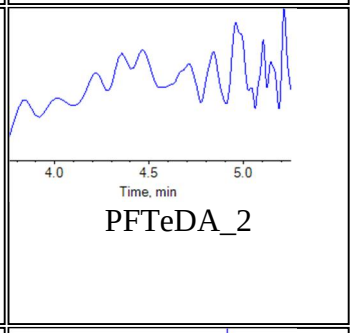

PFTeDA_2

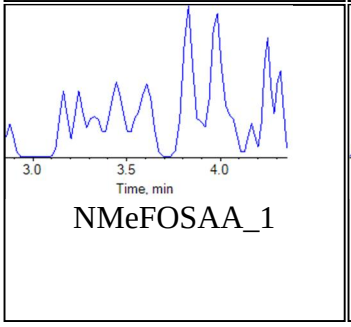

NMeFOSAA_1

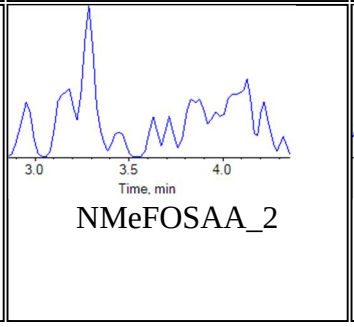

NMeFOSAA_2

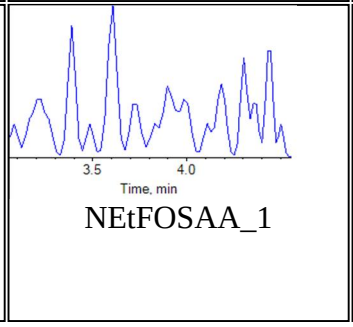

NEtFOSAA_1

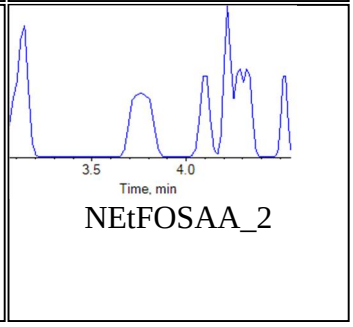

NEtFOSAA_2

Internal Standards:

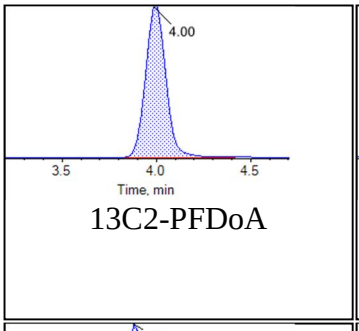

13C2-PFDoA

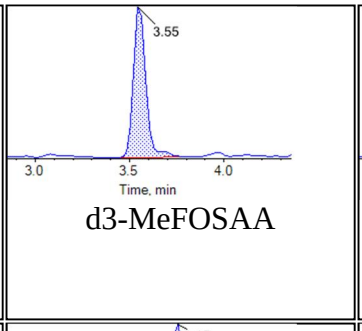

d3-MeFOSAA

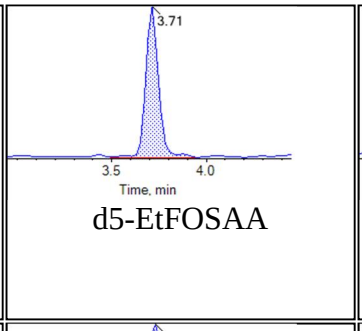

d5-EtFOSAA

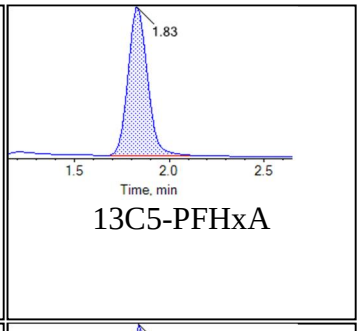

13C5-PFHxA

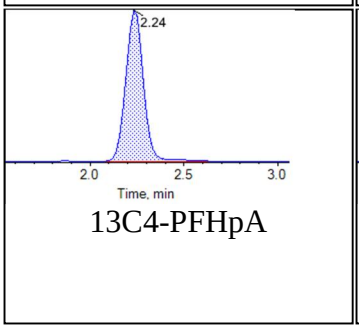

13C4-PFHpA

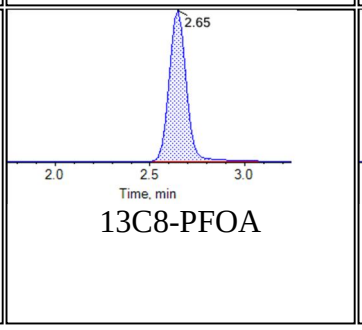

13C8-PFOA

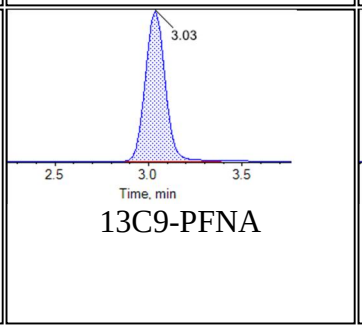

13C9-PFNA

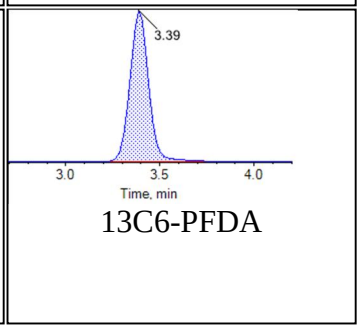

13C6-PFDA

BATTELLE

Chromatogram Report

Created with Analyst Reporter
Printed: 04/10/2018 8:00:19 PM

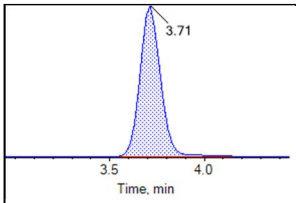

13C7-PFUnA

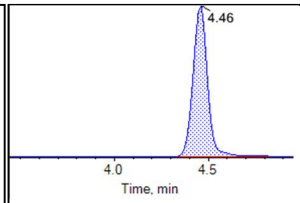

13C2-PFTeDA

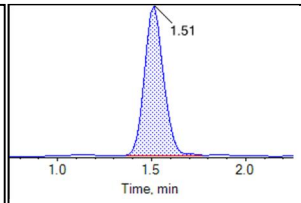

13C3-PFBS

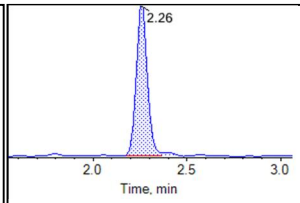

13C3-PFHxS

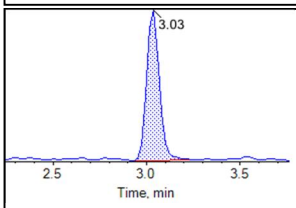

13C8-PFOS

BATTELLE

Chromatogram Report

Created with Analyst Reporter
Printed: 04/10/2018 8:00:26 PM

Sample Name	J8216-FS-D(5)	**Injection Vial**	44
Sample ID	VC-PM372-DW02P-0918	**Injection Volume**	10.00
Sample Type	Unknown	**Instrument Name**	QTRAP 5500
Acquisition Date	2018-10-03T04:16:33	**Data File**	18-0567.wiff
Acquisition Method	5-0369.dam	**Result Table**	18-0567_BASE
Sample Comment			

Chromatograms

Target Analytes:

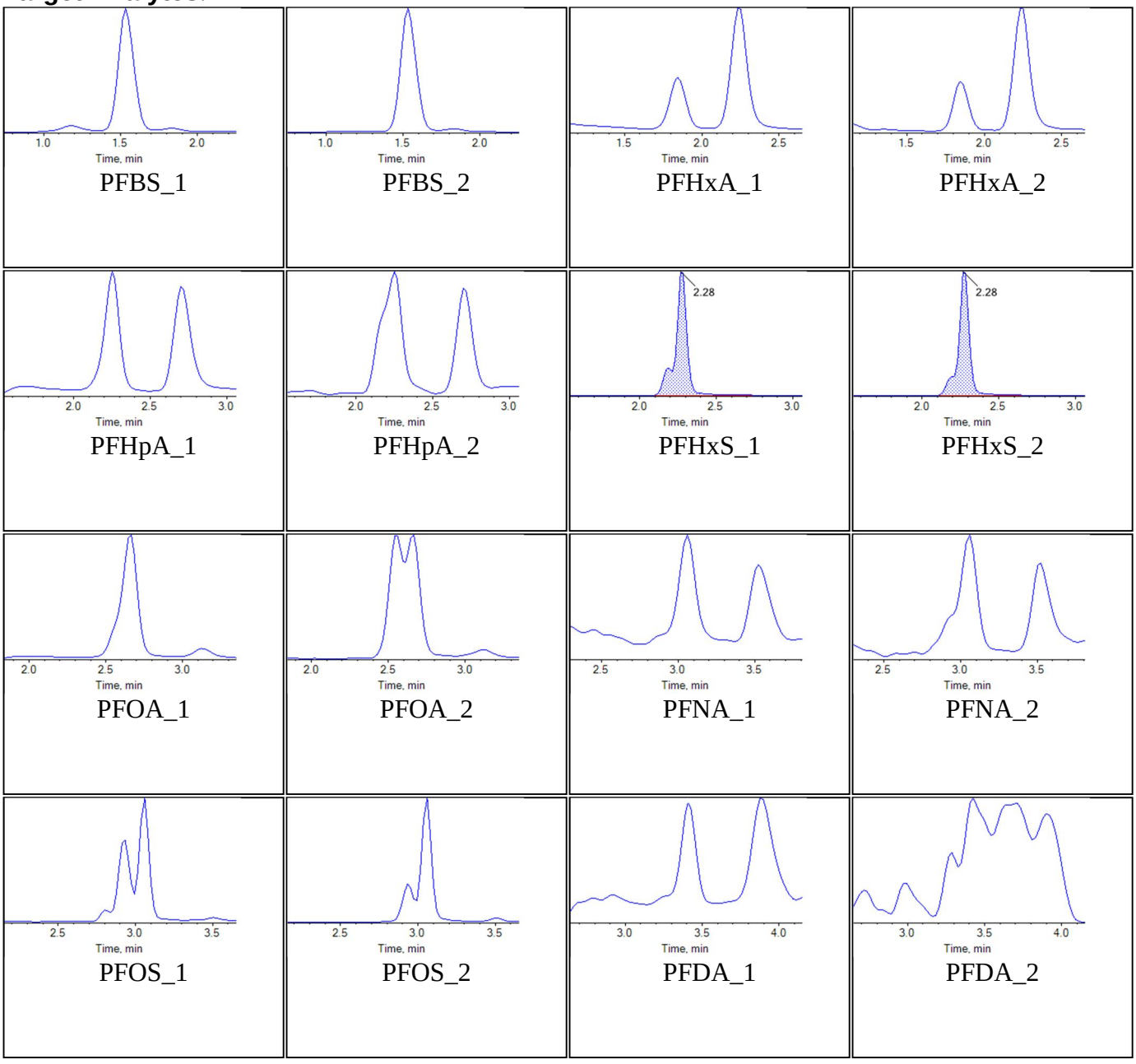

BATTELLE

Chromatogram Report

Created with Analyst Reporter
Printed: 04/10/2018 8:00:26 PM

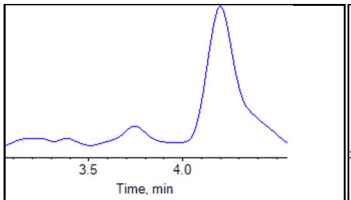

PFUnA_1

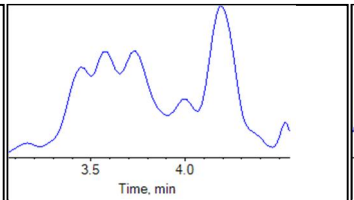

PFUnA_2

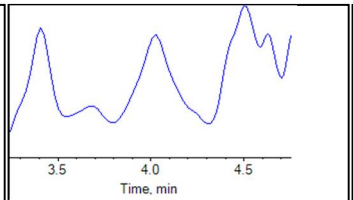

PFDoA_1

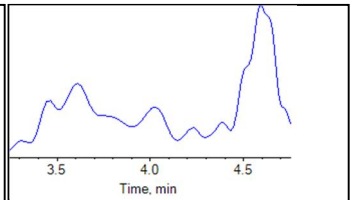

PFDoA_2

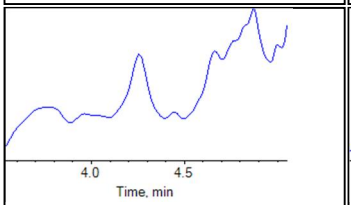

PFTrDA_1

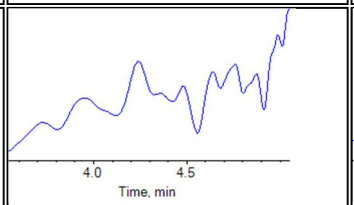

PFTrDA_2

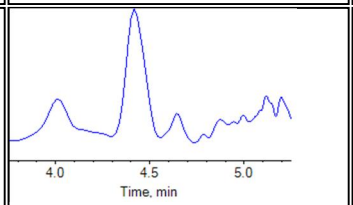

PFTeDA_1

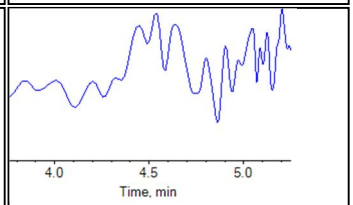

PFTeDA_2

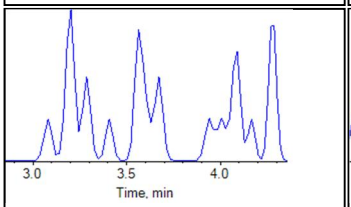

NMeFOSAA_1

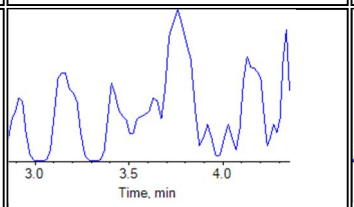

NMeFOSAA_2

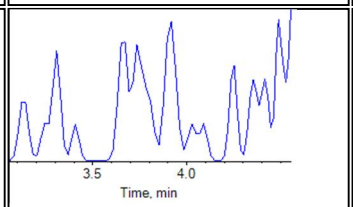

NEtFOSAA_1

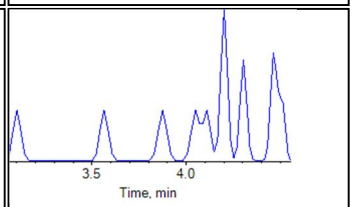

NEtFOSAA_2

Internal Standards:

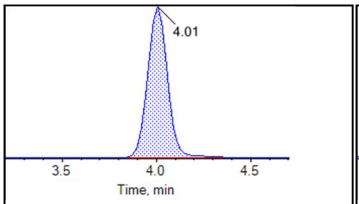

13C2-PFDoA

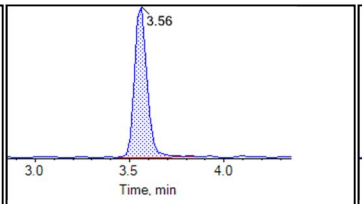

d3-MeFOSAA

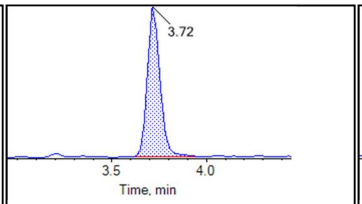

d5-EtFOSAA

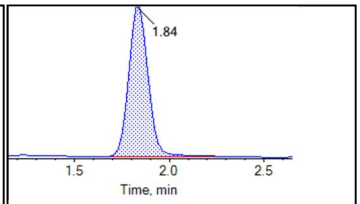

13C5-PFHxA

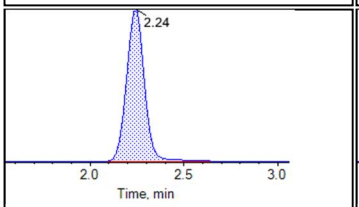

13C4-PFHpA

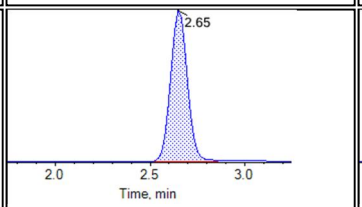

13C8-PFOA

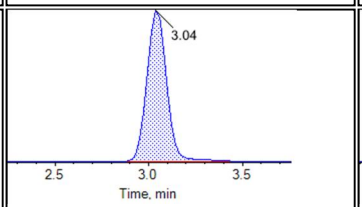

13C9-PFNA

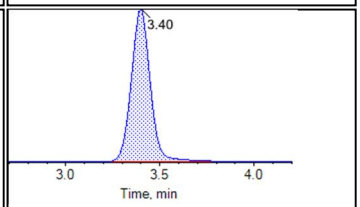

13C6-PFDA

BATTELLE

Chromatogram Report

Created with Analyst Reporter
Printed: 04/10/2018 8:00:26 PM

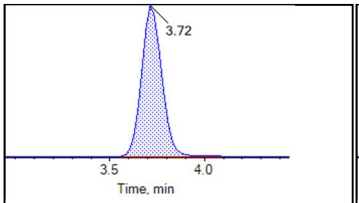

13C7-PFUnA

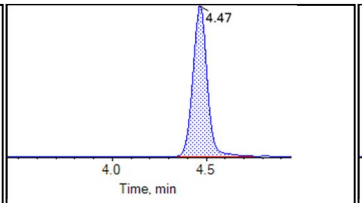

13C2-PFTeDA

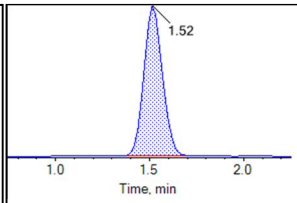

13C3-PFBS

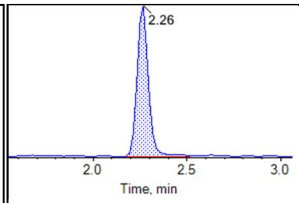

13C3-PFHxS

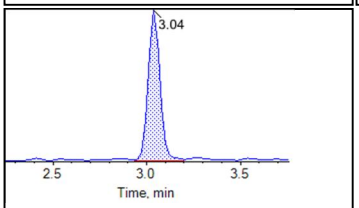

13C8-PFOS

BATTELLE

Chromatogram Report

Created with Analyst Reporter
Printed: 04/10/2018 8:00:31 PM

Sample Name	KB85 CCV	**Injection Vial**	46
Sample ID	CCV	**Injection Volume**	10.00
Sample Type	Quality Control	**Instrument Name**	QTRAP 5500
Acquisition Date	2018-10-03T04:38:18	**Data File**	18-0567.wiff
Acquisition Method	5-0369.dam	**Result Table**	18-0567_BASE
Sample Comment			

Chromatograms

Target Analytes:

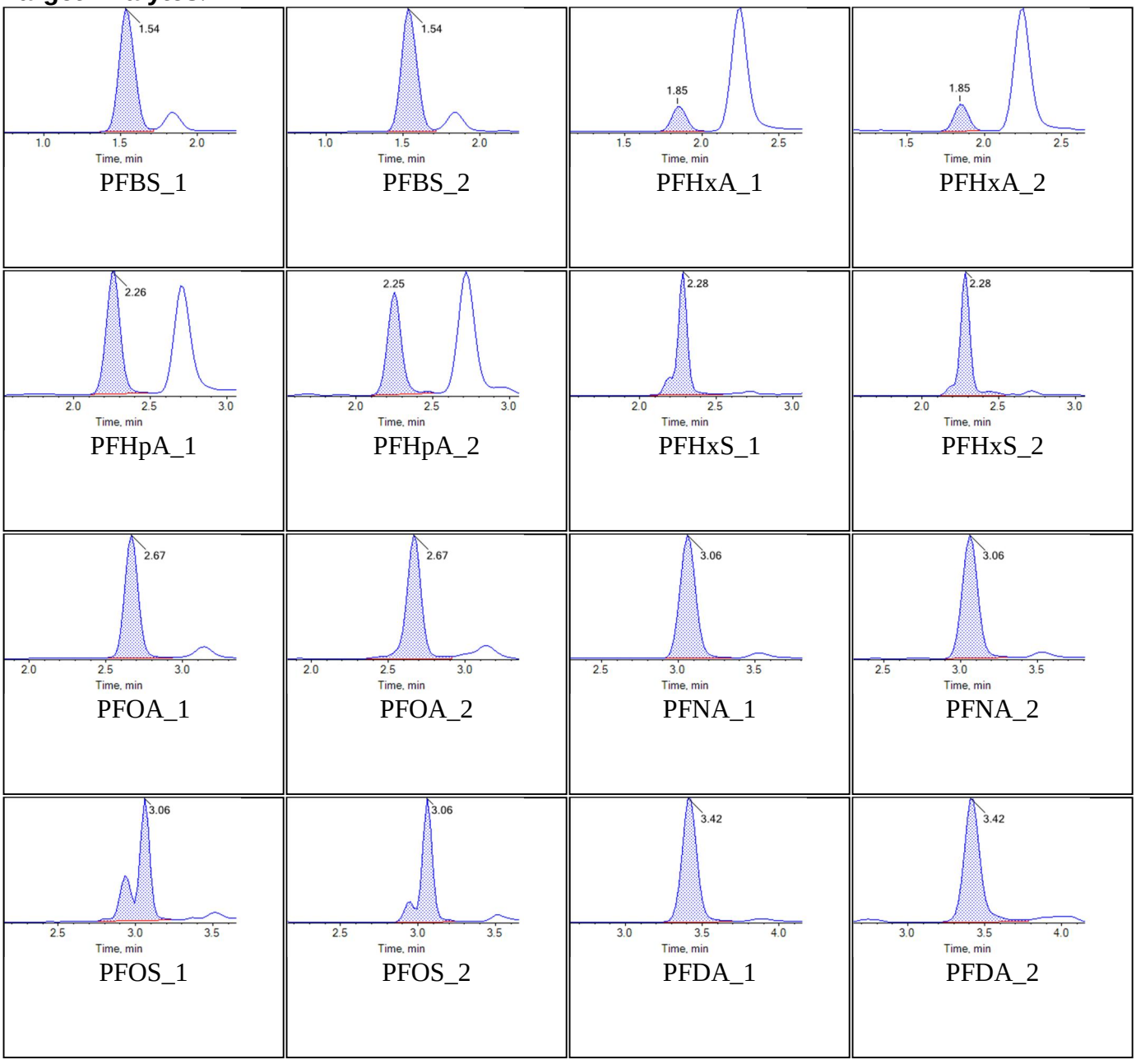

BATTELLE

Chromatogram Report

Created with Analyst Reporter
Printed: 04/10/2018 8:00:31 PM

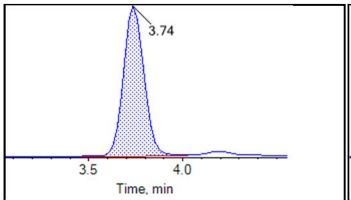

PFUnA_1

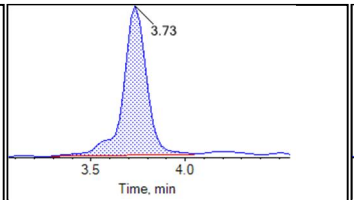

PFUnA_2

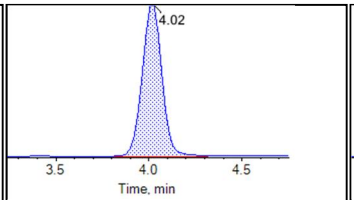

PFDoA_1

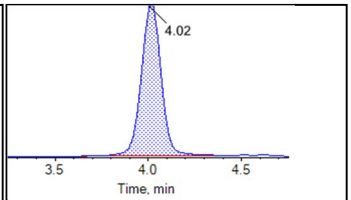

PFDoA_2

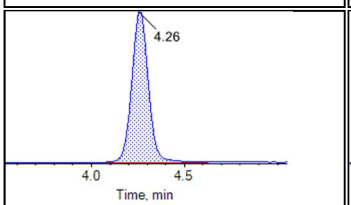

PFTrDA_1

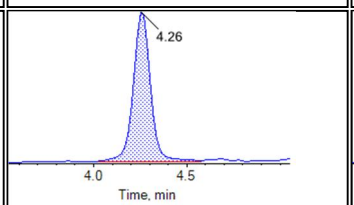

PFTrDA_2

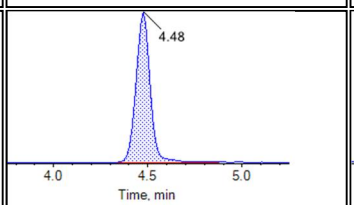

PFTeDA_1

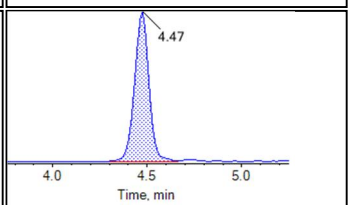

PFTeDA_2

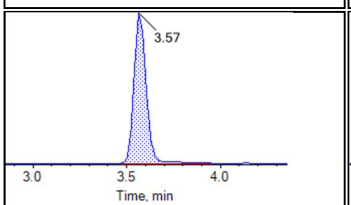

NMeFOSAA_1

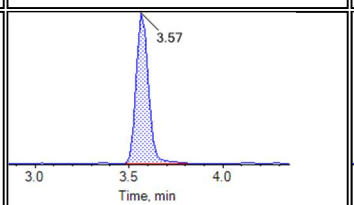

NMeFOSAA_2

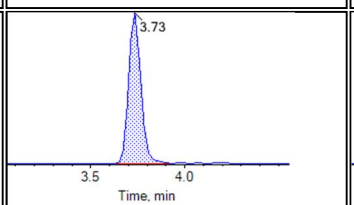

NEtFOSAA_1

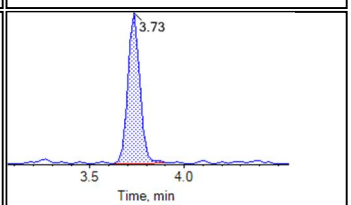

NEtFOSAA_2

Internal Standards:

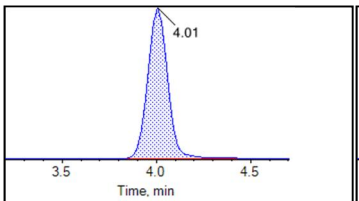

13C2-PFDoA

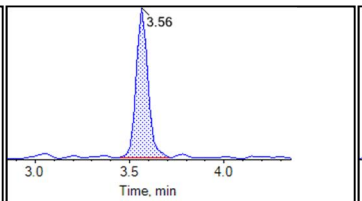

d3-MeFOSAA

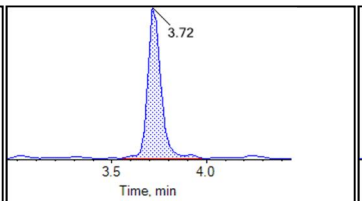

d5-EtFOSAA

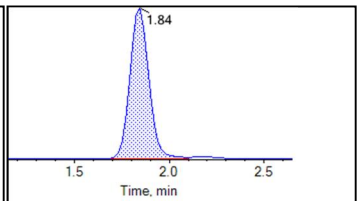

13C5-PFHxA

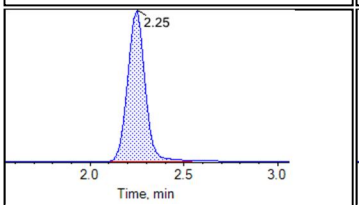

13C4-PFHpA

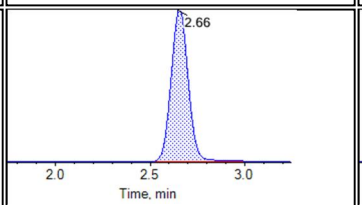

13C8-PFOA

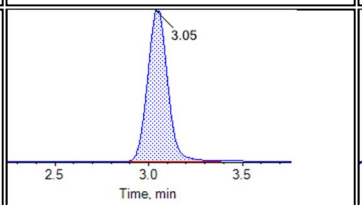

13C9-PFNA

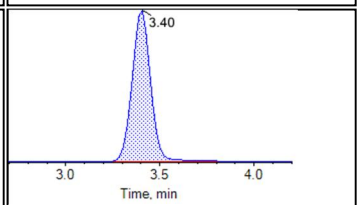

13C6-PFDA

BATTELLE

Chromatogram Report

Created with Analyst Reporter
Printed: 04/10/2018 8:00:31 PM

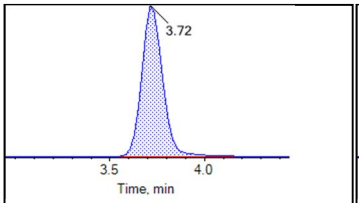

13C7-PFUnA

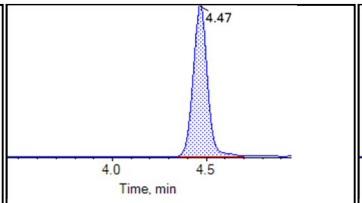

13C2-PFTeDA

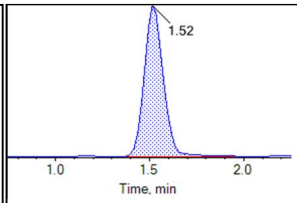

13C3-PFBS

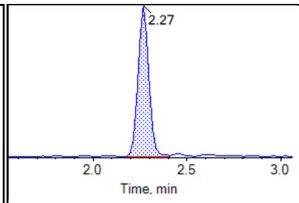

13C3-PFHxS

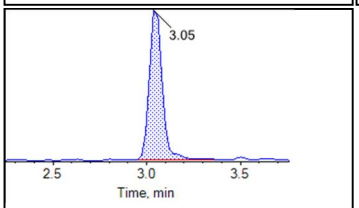

13C8-PFOS

BATTELLE

Chromatogram Report

Created with Analyst Reporter
Printed: 04/10/2018 8:00:36 PM

Sample Name	J8241-FS(0)	**Injection Vial**	48
Sample ID	VC-PM649-DW01-0918	**Injection Volume**	10.00
Sample Type	Unknown	**Instrument Name**	QTRAP 5500
Acquisition Date	2018-10-03T05:00:03	**Data File**	18-0567.wiff
Acquisition Method	5-0369.dam	**Result Table**	18-0567_BASE
Sample Comment			

Chromatograms

Target Analytes:

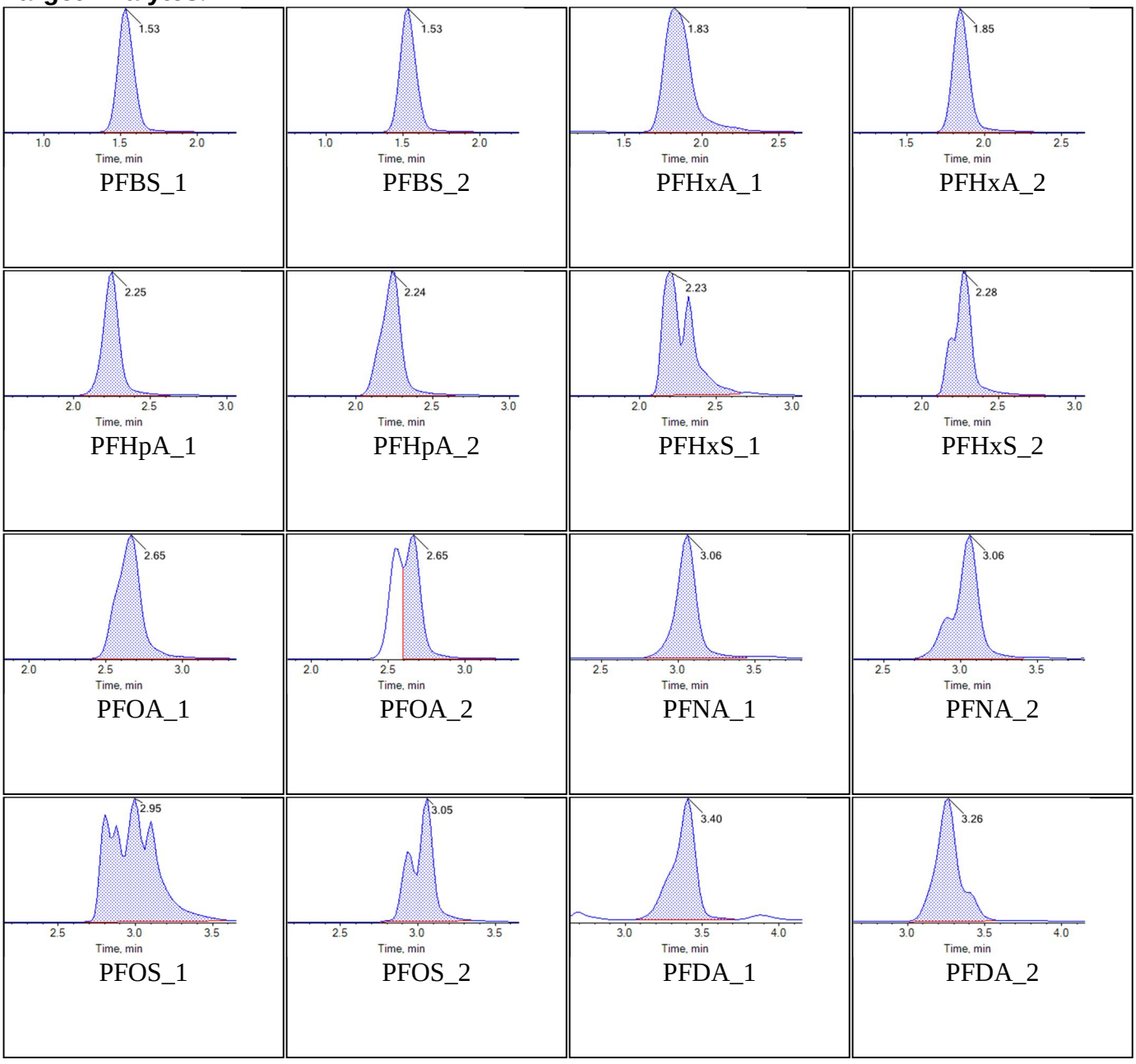

BATTELLE

Chromatogram Report

Created with Analyst Reporter
Printed: 04/10/2018 8:00:36 PM

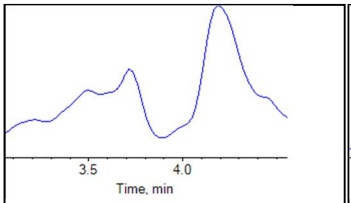

PFUnA_1

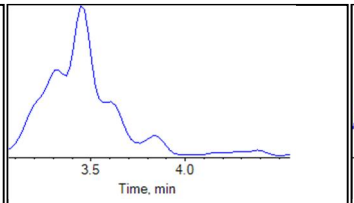

PFUnA_2

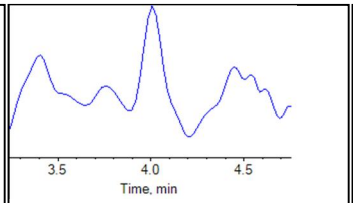

PFDoA_1

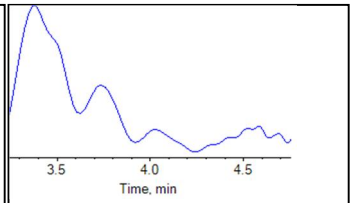

PFDoA_2

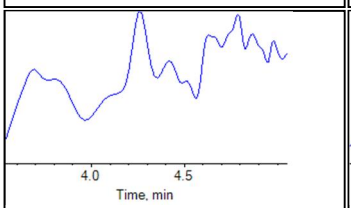

PFTrDA_1

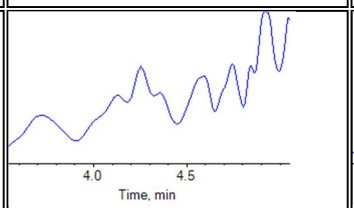

PFTrDA_2

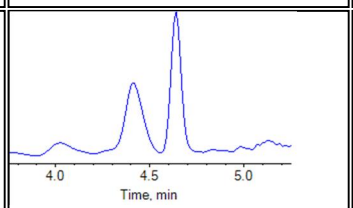

PFTeDA_1

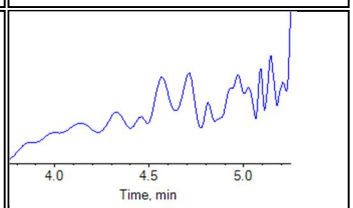

PFTeDA_2

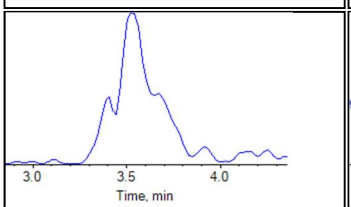

NMeFOSAA_1

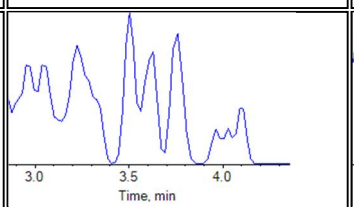

NMeFOSAA_2

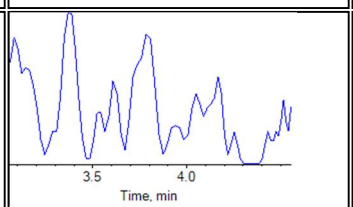

NEtFOSAA_1

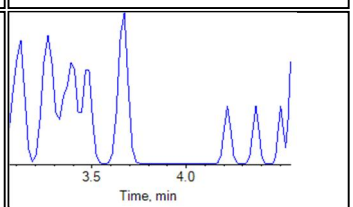

NEtFOSAA_2

Internal Standards:

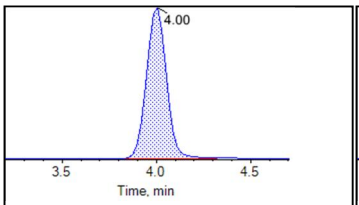

13C2-PFDoA

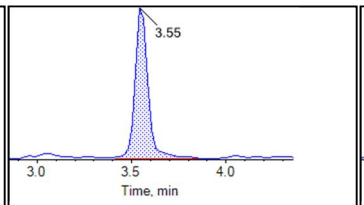

d3-MeFOSAA

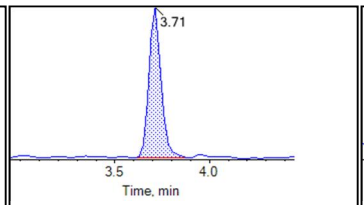

d5-EtFOSAA

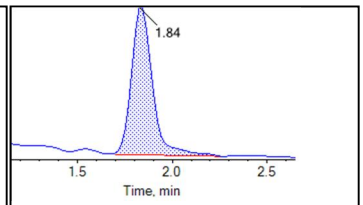

13C5-PFHxA

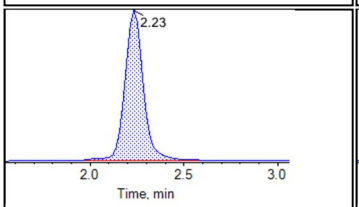

13C4-PFHpA

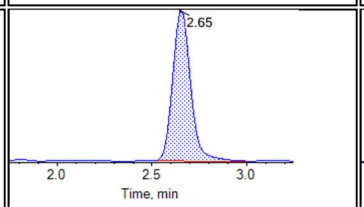

13C8-PFOA

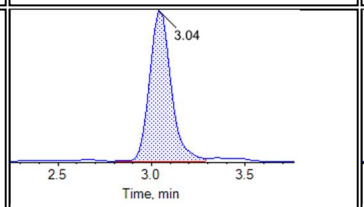

13C9-PFNA

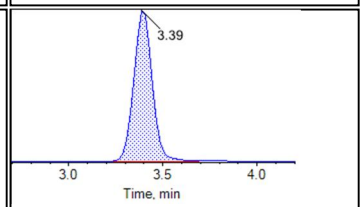

13C6-PFDA

BATTELLE

Chromatogram Report

Created with Analyst Reporter
Printed: 04/10/2018 8:00:36 PM

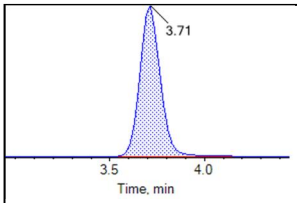

13C7-PFUnA

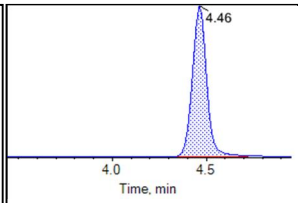

13C2-PFTeDA

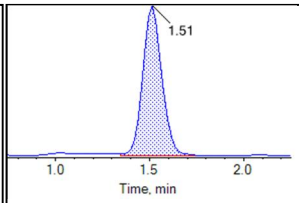

13C3-PFBS

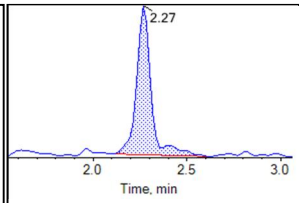

13C3-PFHxS

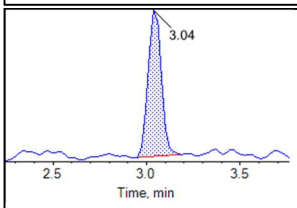

13C8-PFOS

BATTELLE

Chromatogram Report

Created with Analyst Reporter
Printed: 04/10/2018 8:00:41 PM

Sample Name	J8241-FS-D(3)	**Injection Vial**	49
Sample ID	VC-PM649-DW01-0918	**Injection Volume**	10.00
Sample Type	Unknown	**Instrument Name**	QTRAP 5500
Acquisition Date	2018-10-03T05:10:54	**Data File**	18-0567.wiff
Acquisition Method	5-0369.dam	**Result Table**	18-0567_BASE
Sample Comment			

Chromatograms

Target Analytes:

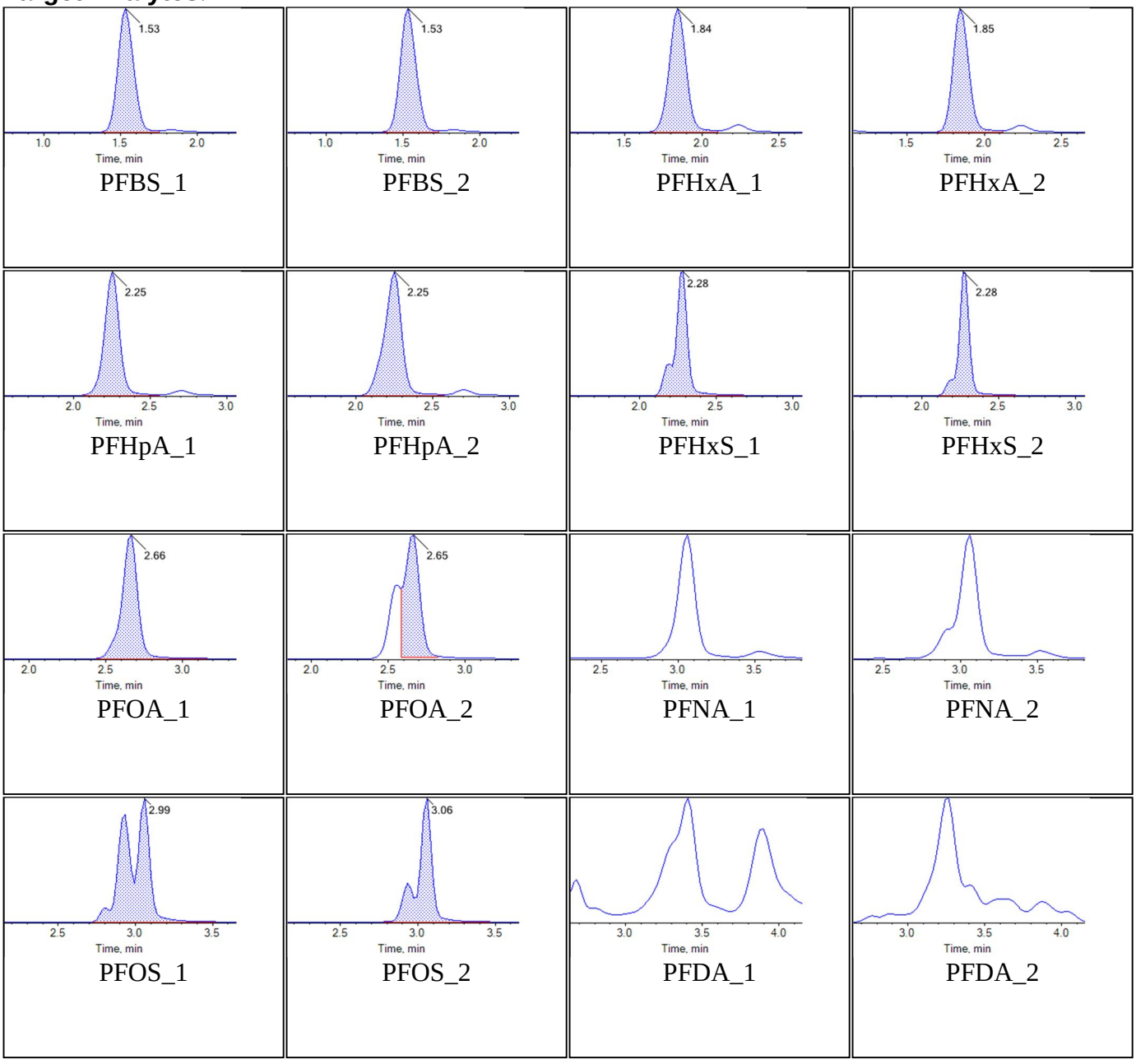

BATTELLE

Chromatogram Report

Created with Analyst Reporter
Printed: 04/10/2018 8:00:41 PM

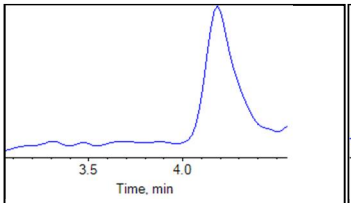

PFUnA_1

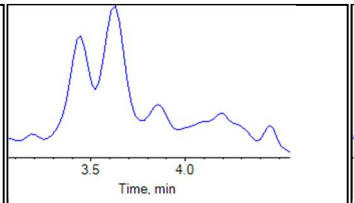

PFUnA_2

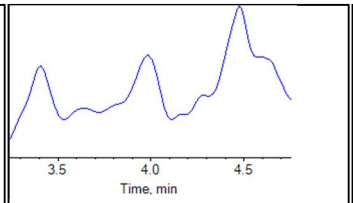

PFDoA_1

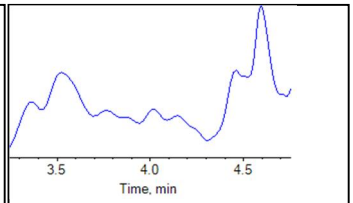

PFDoA_2

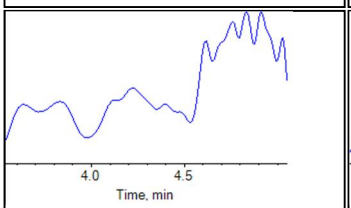

PFTrDA_1

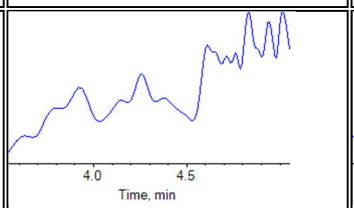

PFTrDA_2

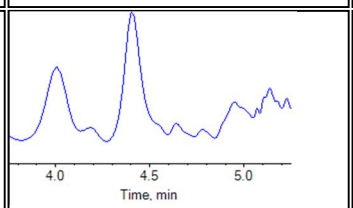

PFTeDA_1

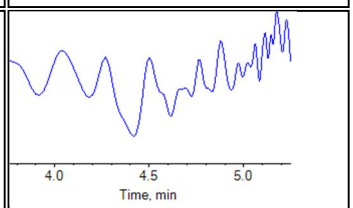

PFTeDA_2

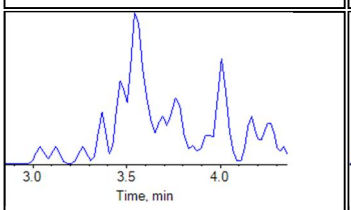

NMeFOSAA_1

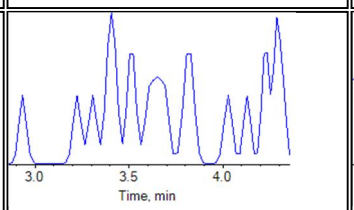

NMeFOSAA_2

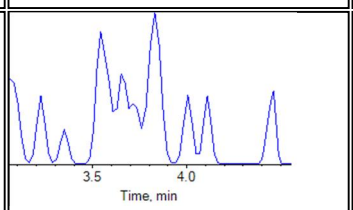

NEtFOSAA_1

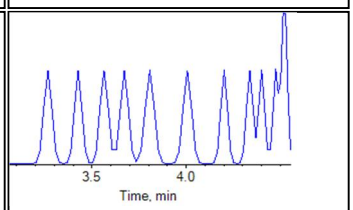

NEtFOSAA_2

Internal Standards:

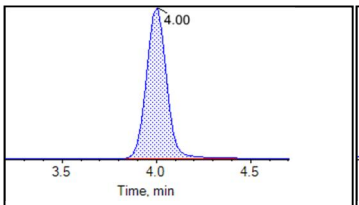

13C2-PFDoA

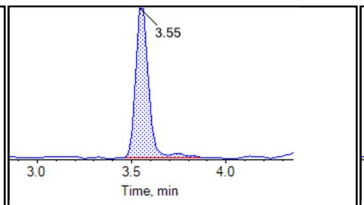

d3-MeFOSAA

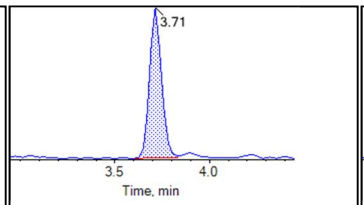

d5-EtFOSAA

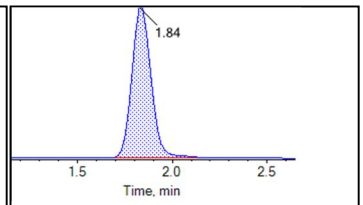

13C5-PFHxA

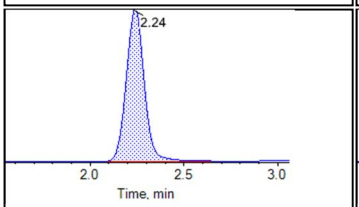

13C4-PFHpA

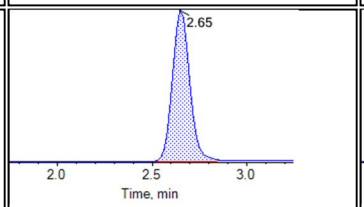

13C8-PFOA

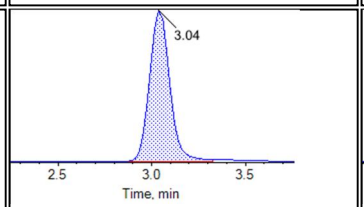

13C9-PFNA

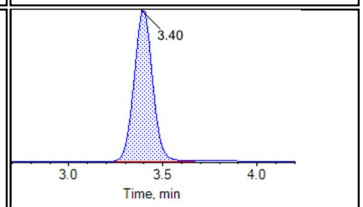

13C6-PFDA

BATTELLE

Chromatogram Report

Created with Analyst Reporter
Printed: 04/10/2018 8:00:41 PM

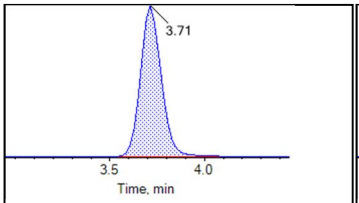

13C7-PFUnA

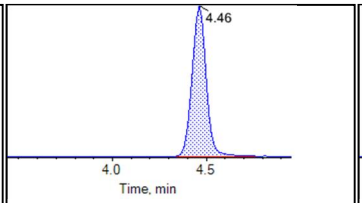

13C2-PFTeDA

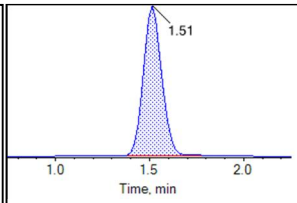

13C3-PFBS

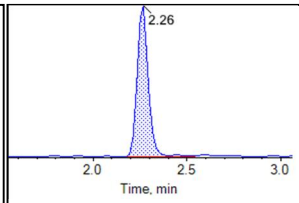

13C3-PFHxS

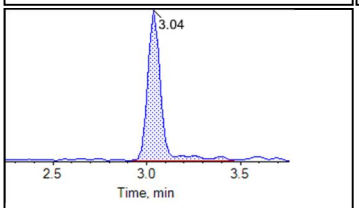

13C8-PFOS

BATTELLE

Chromatogram Report

Created with Analyst Reporter
Printed: 04/10/2018 8:00:46 PM

Sample Name	J8241-FS-D(5)	**Injection Vial**	50
Sample ID	VC-PM649-DW01-0918	**Injection Volume**	10.00
Sample Type	Unknown	**Instrument Name**	QTRAP 5500
Acquisition Date	2018-10-03T05:21:46	**Data File**	18-0567.wiff
Acquisition Method	5-0369.dam	**Result Table**	18-0567_BASE
Sample Comment			

Chromatograms

Target Analytes:

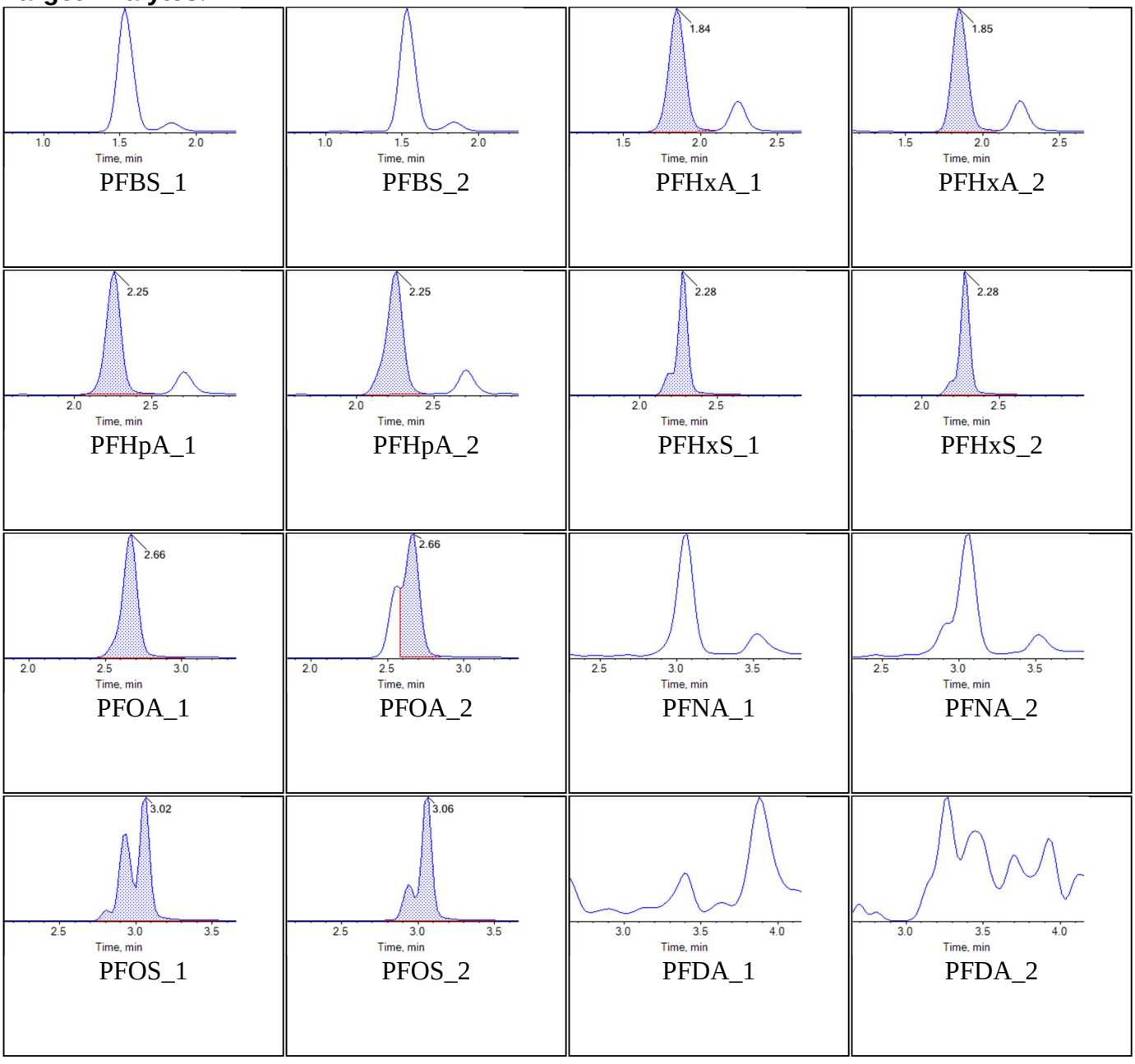

BATTELLE

Chromatogram Report

Created with Analyst Reporter
Printed: 04/10/2018 8:00:46 PM

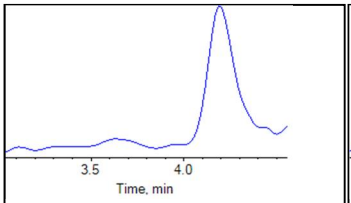

PFUnA_1

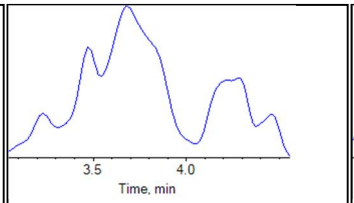

PFUnA_2

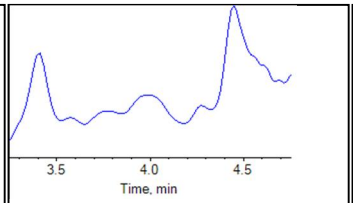

PFDoA_1

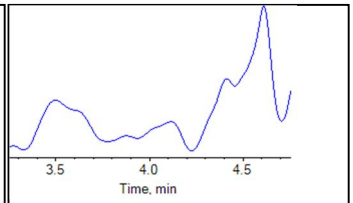

PFDoA_2

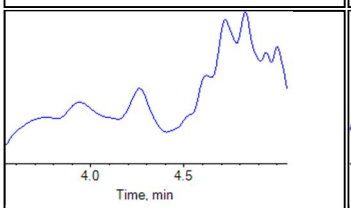

PFTrDA_1

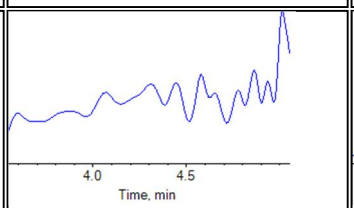

PFTrDA_2

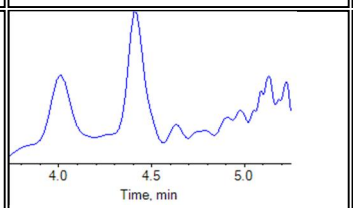

PFTeDA_1

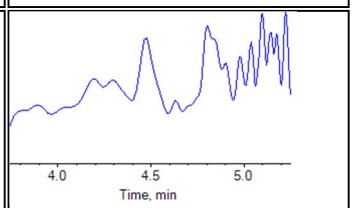

PFTeDA_2

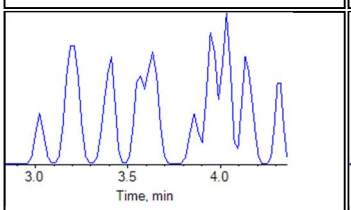

NMeFOSAA_1

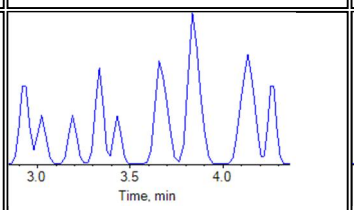

NMeFOSAA_2

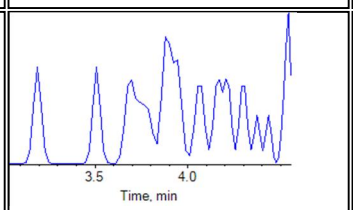

NEtFOSAA_1

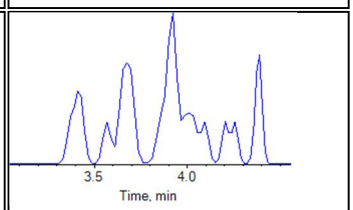

NEtFOSAA_2

Internal Standards:

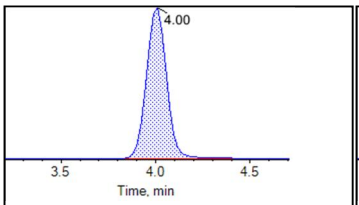

13C2-PFDoA

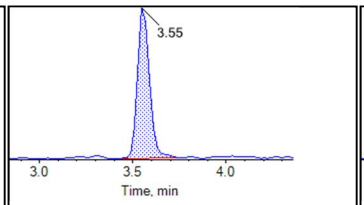

d3-MeFOSAA

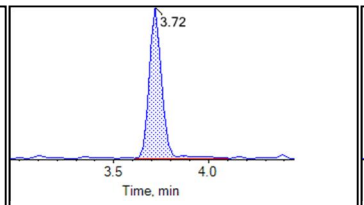

d5-EtFOSAA

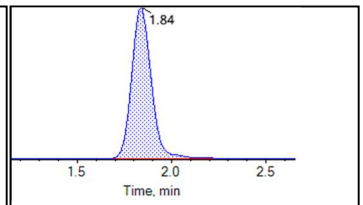

13C5-PFHxA

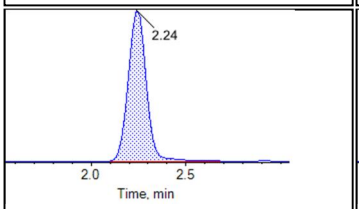

13C4-PFHpA

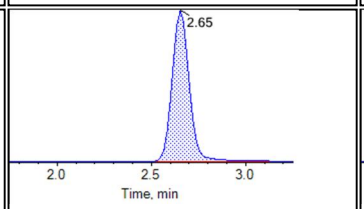

13C8-PFOA

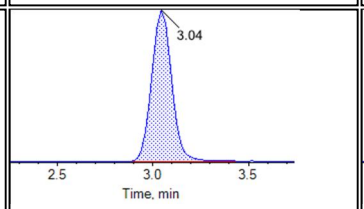

13C9-PFNA

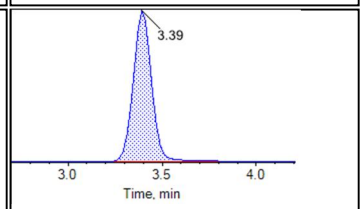

13C6-PFDA

BATTELLE

Chromatogram Report

Created with Analyst Reporter
Printed: 04/10/2018 8:00:46 PM

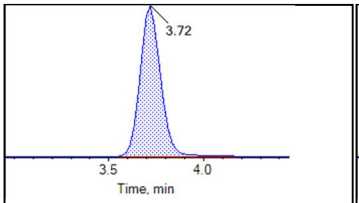

13C7-PFUnA

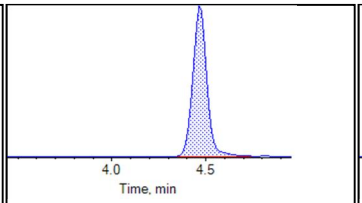

13C2-PFTeDA

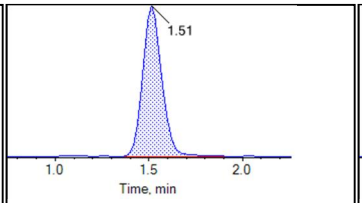

13C3-PFBS

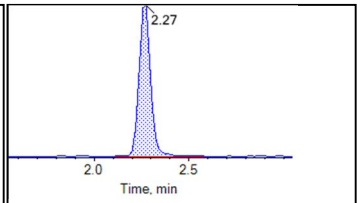

13C3-PFHxS

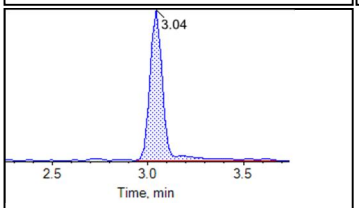

13C8-PFOS

BATTELLE

Chromatogram Report

Created with Analyst Reporter
Printed: 04/10/2018 8:00:51 PM

Sample Name	J8241-FS-D(7)	**Injection Vial**	51
Sample ID	VC-PM649-DW01-0918	**Injection Volume**	10.00
Sample Type	Unknown	**Instrument Name**	QTRAP 5500
Acquisition Date	2018-10-03T05:32:38	**Data File**	18-0567.wiff
Acquisition Method	5-0369.dam	**Result Table**	18-0567_BASE
Sample Comment			

Chromatograms

Target Analytes:

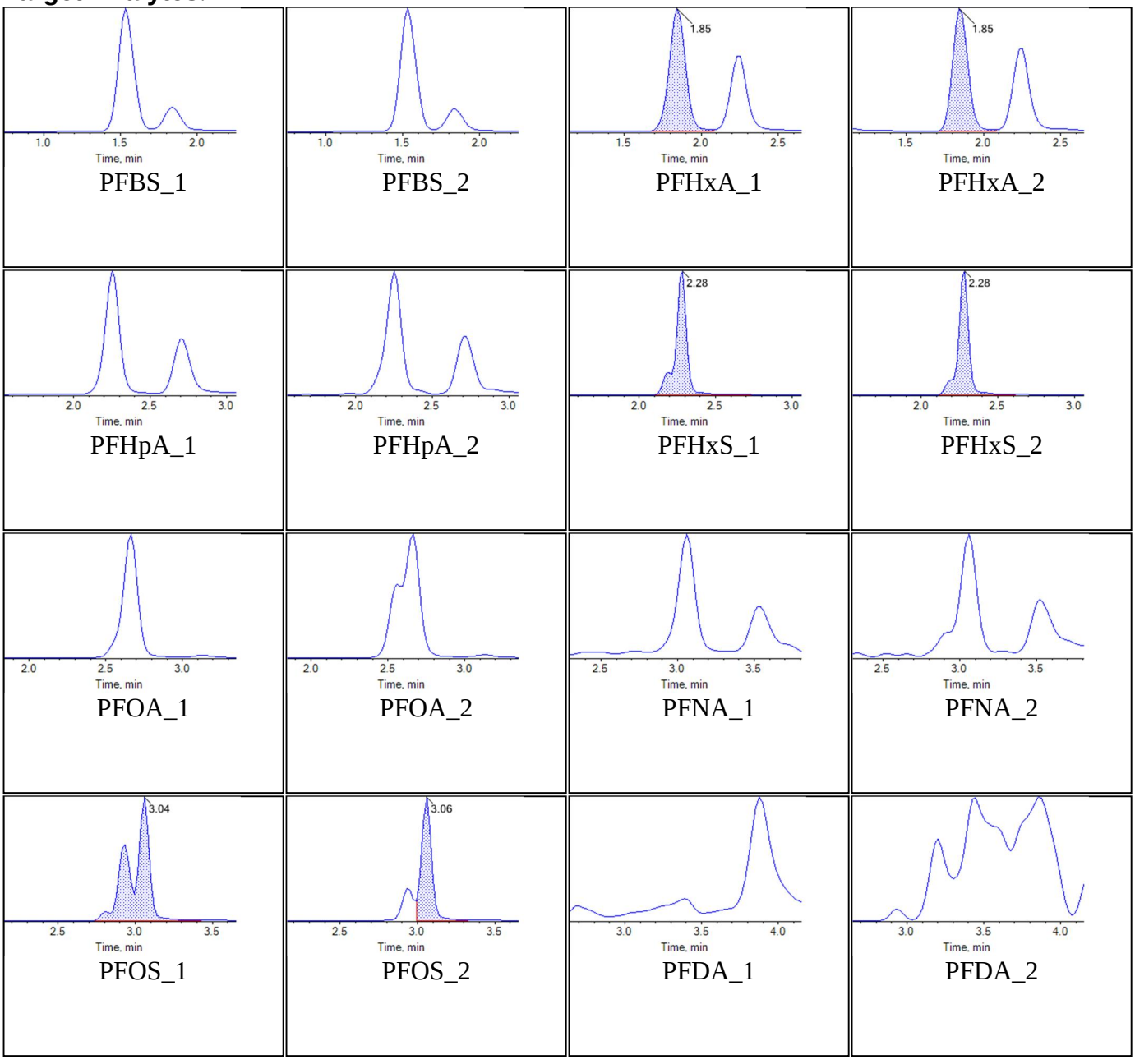

BATTELLE

Chromatogram Report

Created with Analyst Reporter
Printed: 04/10/2018 8:00:51 PM

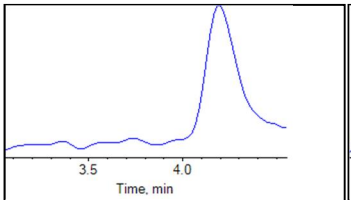

PFUnA_1

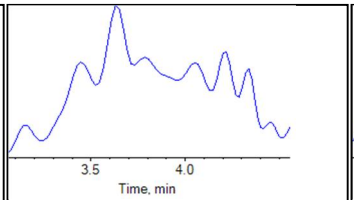

PFUnA_2

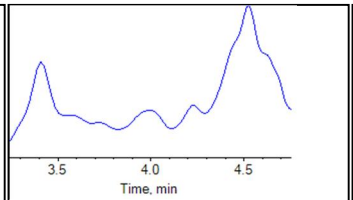

PFDoA_1

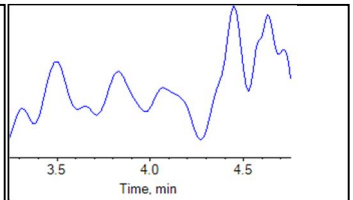

PFDoA_2

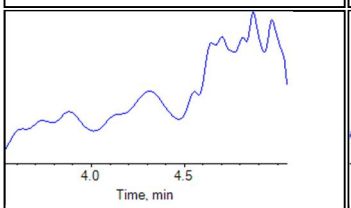

PFTrDA_1

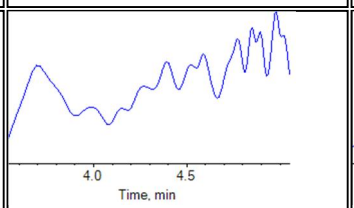

PFTrDA_2

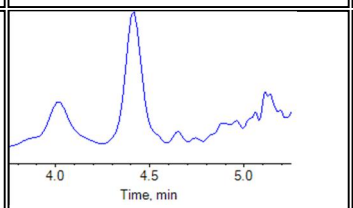

PFTeDA_1

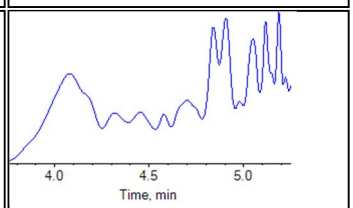

PFTeDA_2

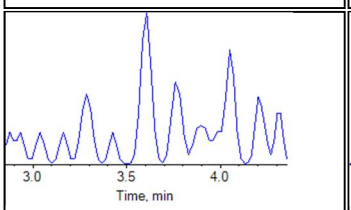

NMeFOSAA_1

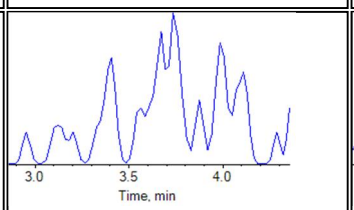

NMeFOSAA_2

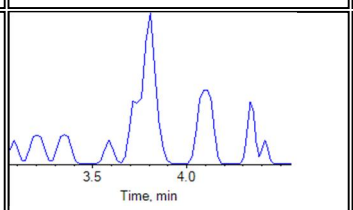

NEtFOSAA_1

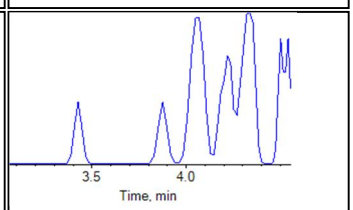

NEtFOSAA_2

Internal Standards:

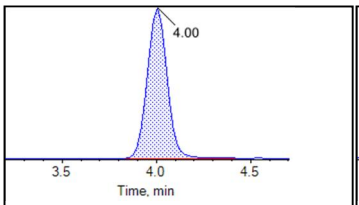

13C2-PFDoA

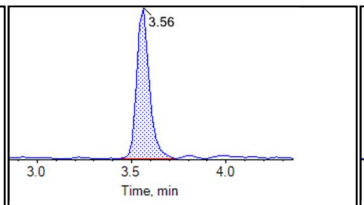

d3-MeFOSAA

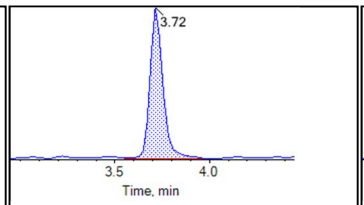

d5-EtFOSAA

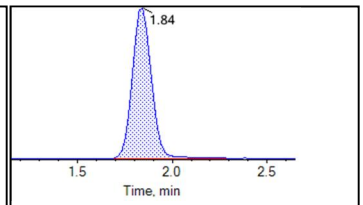

13C5-PFHxA

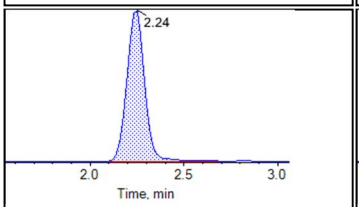

13C4-PFHpA

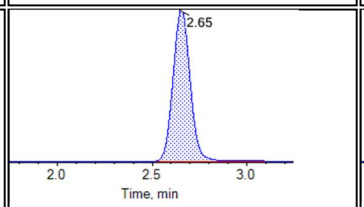

13C8-PFOA

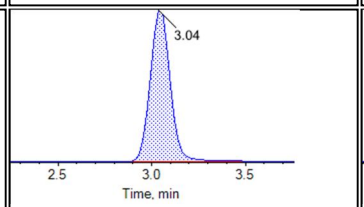

13C9-PFNA

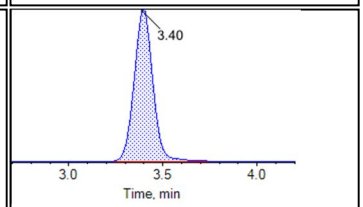

13C6-PFDA

BATTELLE

Chromatogram Report

Created with Analyst Reporter
Printed: 04/10/2018 8:00:51 PM

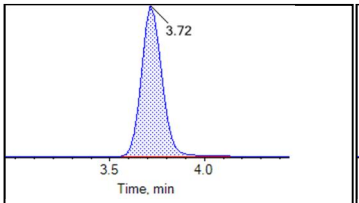

13C7-PFUnA

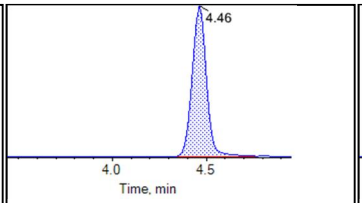

13C2-PFTeDA

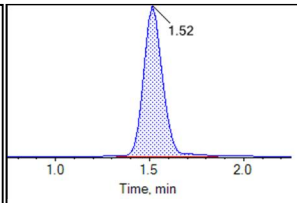

13C3-PFBS

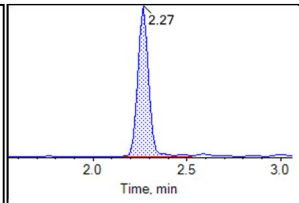

13C3-PFHxS

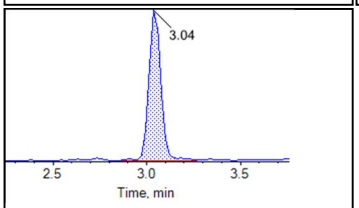

13C8-PFOS

BATTELLE

Chromatogram Report

Created with Analyst Reporter
Printed: 04/10/2018 8:00:57 PM

Sample Name	J8242-FS(0)	**Injection Vial**	52
Sample ID	VC-PM649-DW01P-0918	**Injection Volume**	10.00
Sample Type	Unknown	**Instrument Name**	QTRAP 5500
Acquisition Date	2018-10-03T05:43:29	**Data File**	18-0567.wiff
Acquisition Method	5-0369.dam	**Result Table**	18-0567_BASE
Sample Comment			

Chromatograms

Target Analytes:

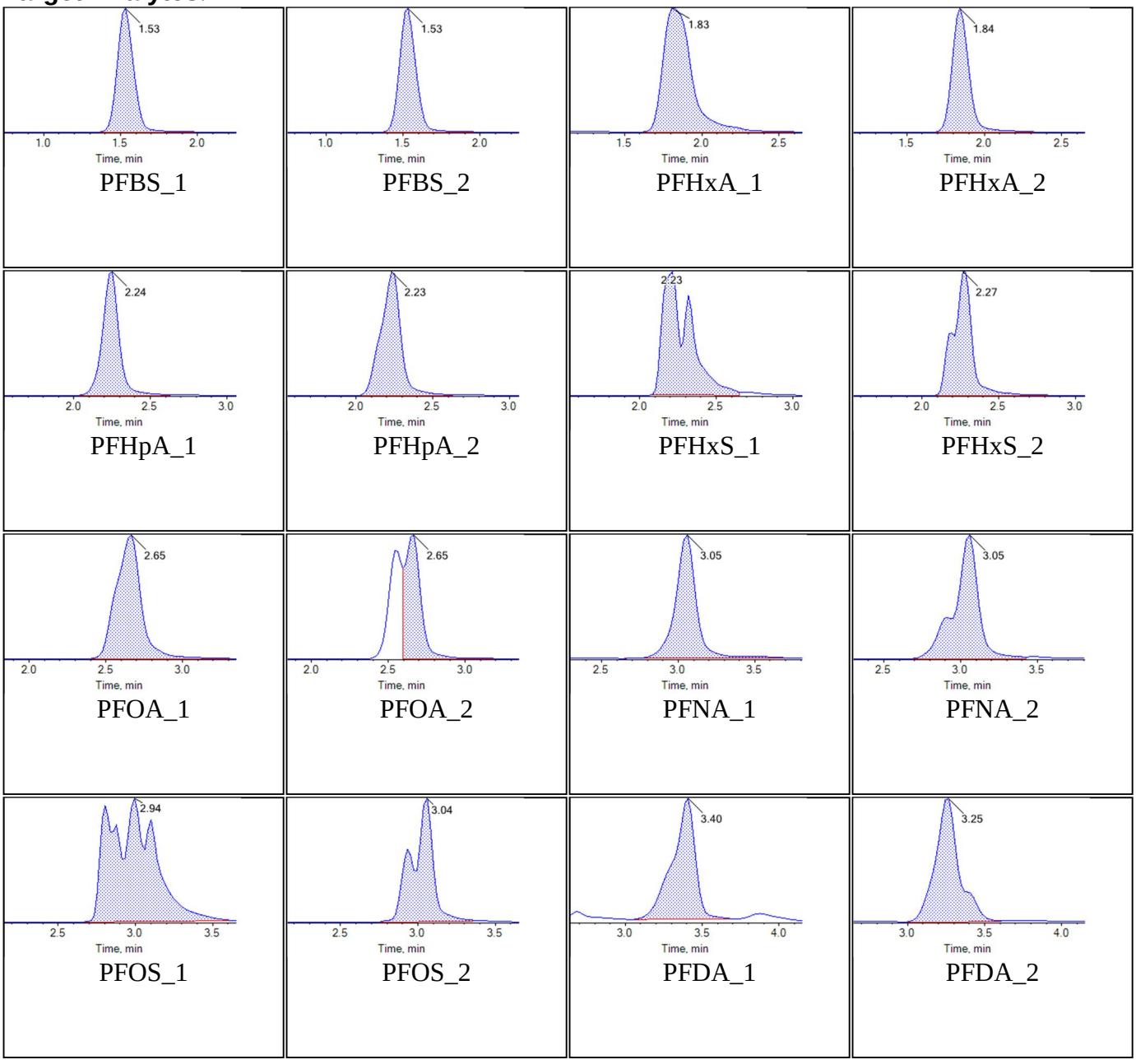

BATTELLE

Chromatogram Report

Created with Analyst Reporter
Printed: 04/10/2018 8:00:57 PM

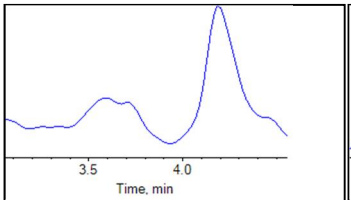

PFUnA_1

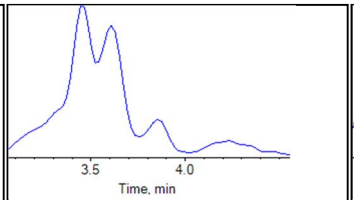

PFUnA_2

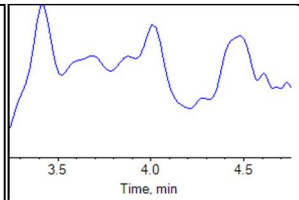

PFDoA_1

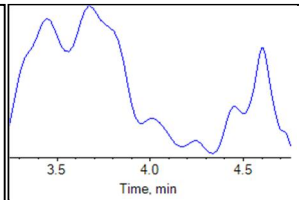

PFDoA_2

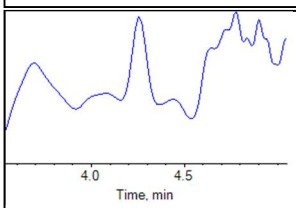

PFTrDA_1

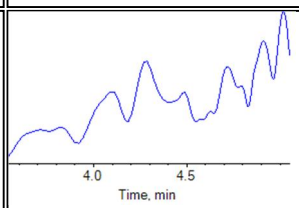

PFTrDA_2

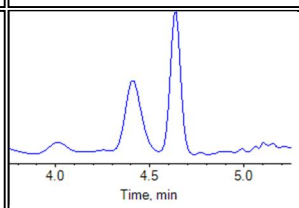

PFTeDA_1

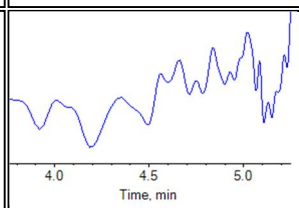

PFTeDA_2

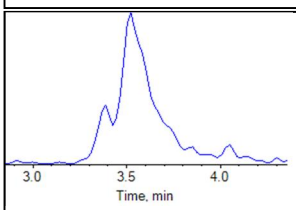

NMeFOSAA_1

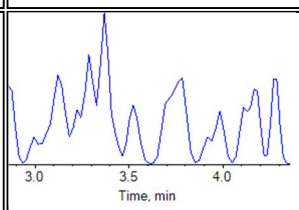

NMeFOSAA_2

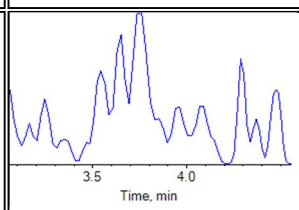

NEtFOSAA_1

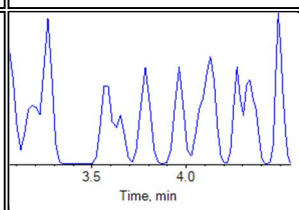

NEtFOSAA_2

Internal Standards:

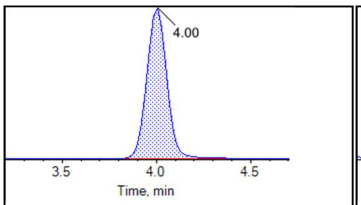

13C2-PFDoA

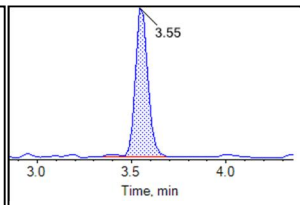

d3-MeFOSAA

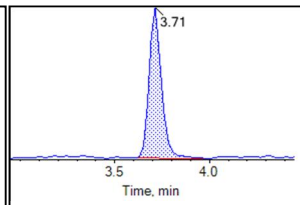

d5-EtFOSAA

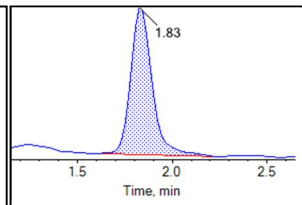

13C5-PFHxA

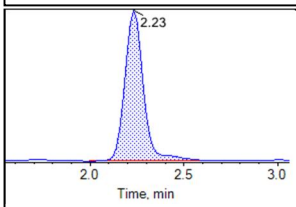

13C4-PFHpA

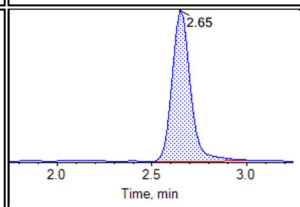

13C8-PFOA

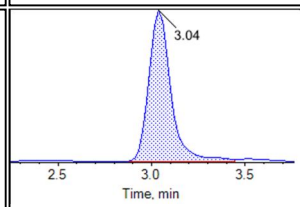

13C9-PFNA

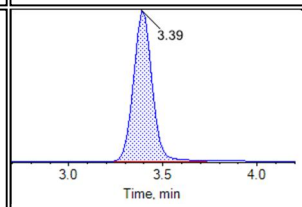

13C6-PFDA

BATTELLE

Chromatogram Report

Created with Analyst Reporter
Printed: 04/10/2018 8:00:57 PM

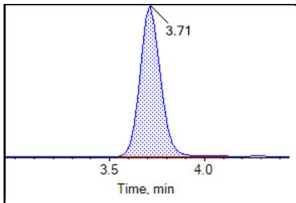

13C7-PFUnA

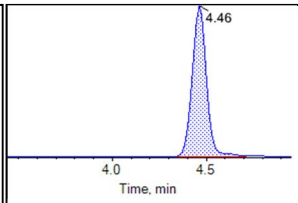

13C2-PFTeDA

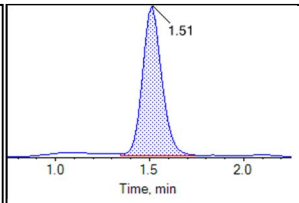

13C3-PFBS

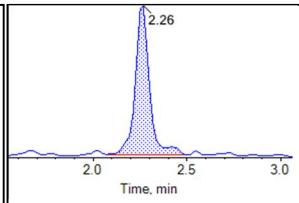

13C3-PFHxS

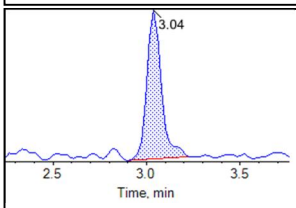

13C8-PFOS

BATTELLE

Chromatogram Report

Created with Analyst Reporter
Printed: 04/10/2018 8:01:03 PM

Sample Name	J8242-FS-D(3)	**Injection Vial**	53
Sample ID	VC-PM649-DW01P-0918	**Injection Volume**	10.00
Sample Type	Unknown	**Instrument Name**	QTRAP 5500
Acquisition Date	2018-10-03T05:54:21	**Data File**	18-0567.wiff
Acquisition Method	5-0369.dam	**Result Table**	18-0567_BASE
Sample Comment			

Chromatograms

Target Analytes:

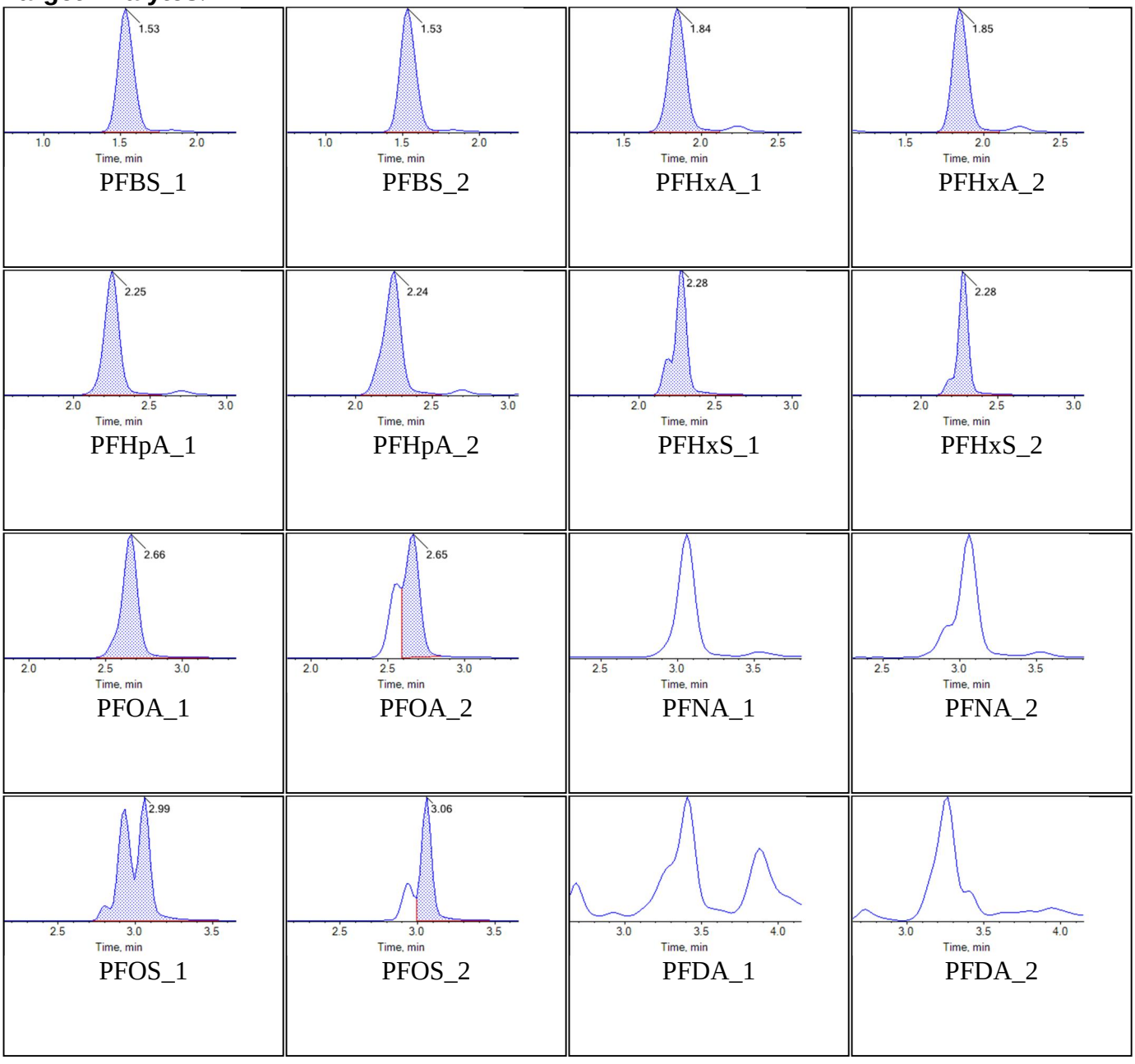

BATTELLE

Chromatogram Report

Created with Analyst Reporter
Printed: 04/10/2018 8:01:03 PM

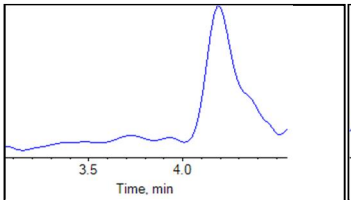

PFUnA_1

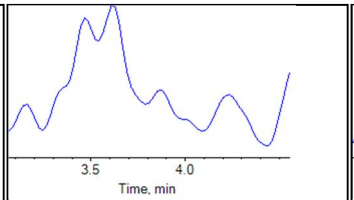

PFUnA_2

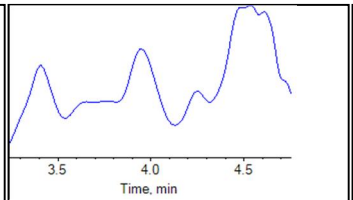

PFDoA_1

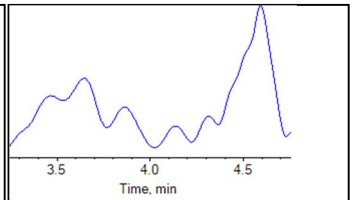

PFDoA_2

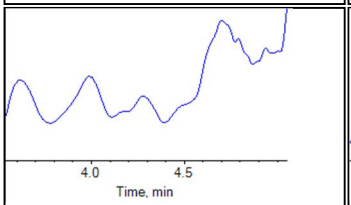

PFTrDA_1

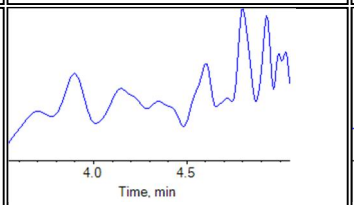

PFTrDA_2

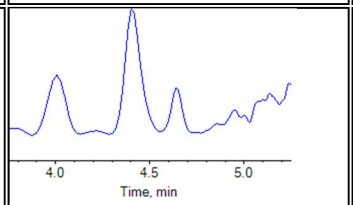

PFTeDA_1

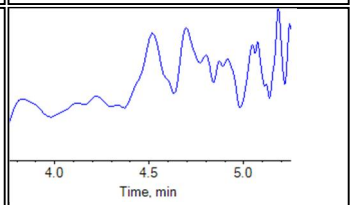

PFTeDA_2

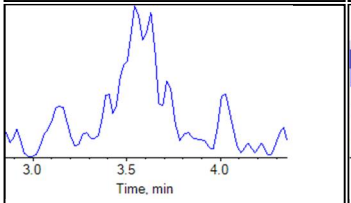

NMeFOSAA_1

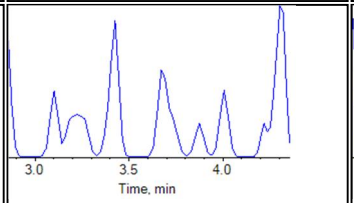

NMeFOSAA_2

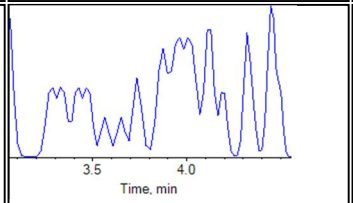

NEtFOSAA_1

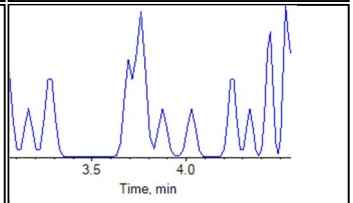

NEtFOSAA_2

Internal Standards:

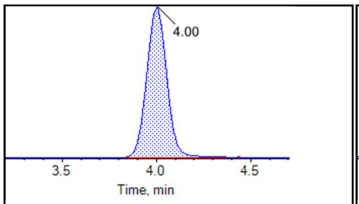

13C2-PFDoA

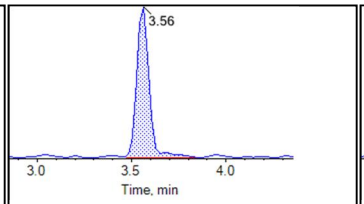

d3-MeFOSAA

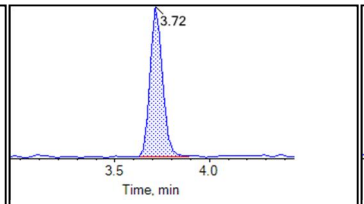

d5-EtFOSAA

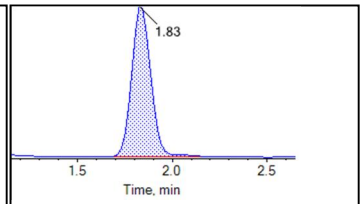

13C5-PFHxA

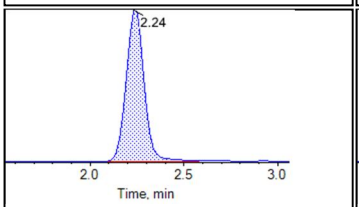

13C4-PFHpA

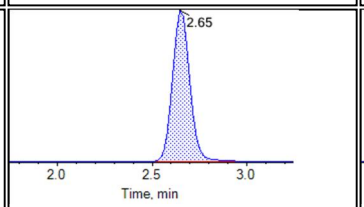

13C8-PFOA

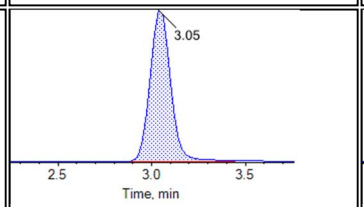

13C9-PFNA

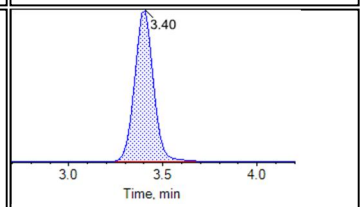

13C6-PFDA

BATTELLE

Chromatogram Report

Created with Analyst Reporter
Printed: 04/10/2018 8:01:03 PM

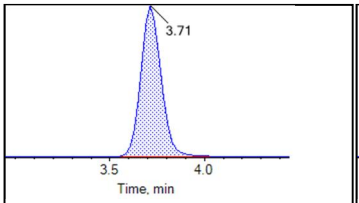

13C7-PFUnA

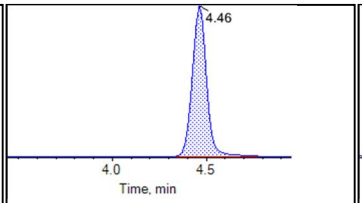

13C2-PFTeDA

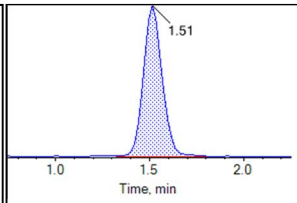

13C3-PFBS

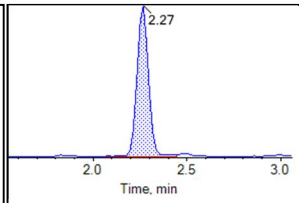

13C3-PFHxS

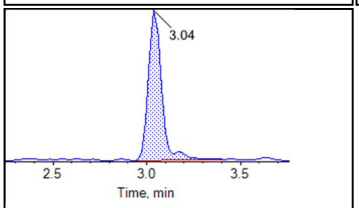

13C8-PFOS

BATTELLE

Chromatogram Report

Created with Analyst Reporter
Printed: 04/10/2018 8:01:10 PM

Sample Name	J8242-FS-D(5)	**Injection Vial**	54
Sample ID	VC-PM649-DW01P-0918	**Injection Volume**	10.00
Sample Type	Unknown	**Instrument Name**	QTRAP 5500
Acquisition Date	2018-10-03T06:05:12	**Data File**	18-0567.wiff
Acquisition Method	5-0369.dam	**Result Table**	18-0567_BASE
Sample Comment			

Chromatograms

Target Analytes:

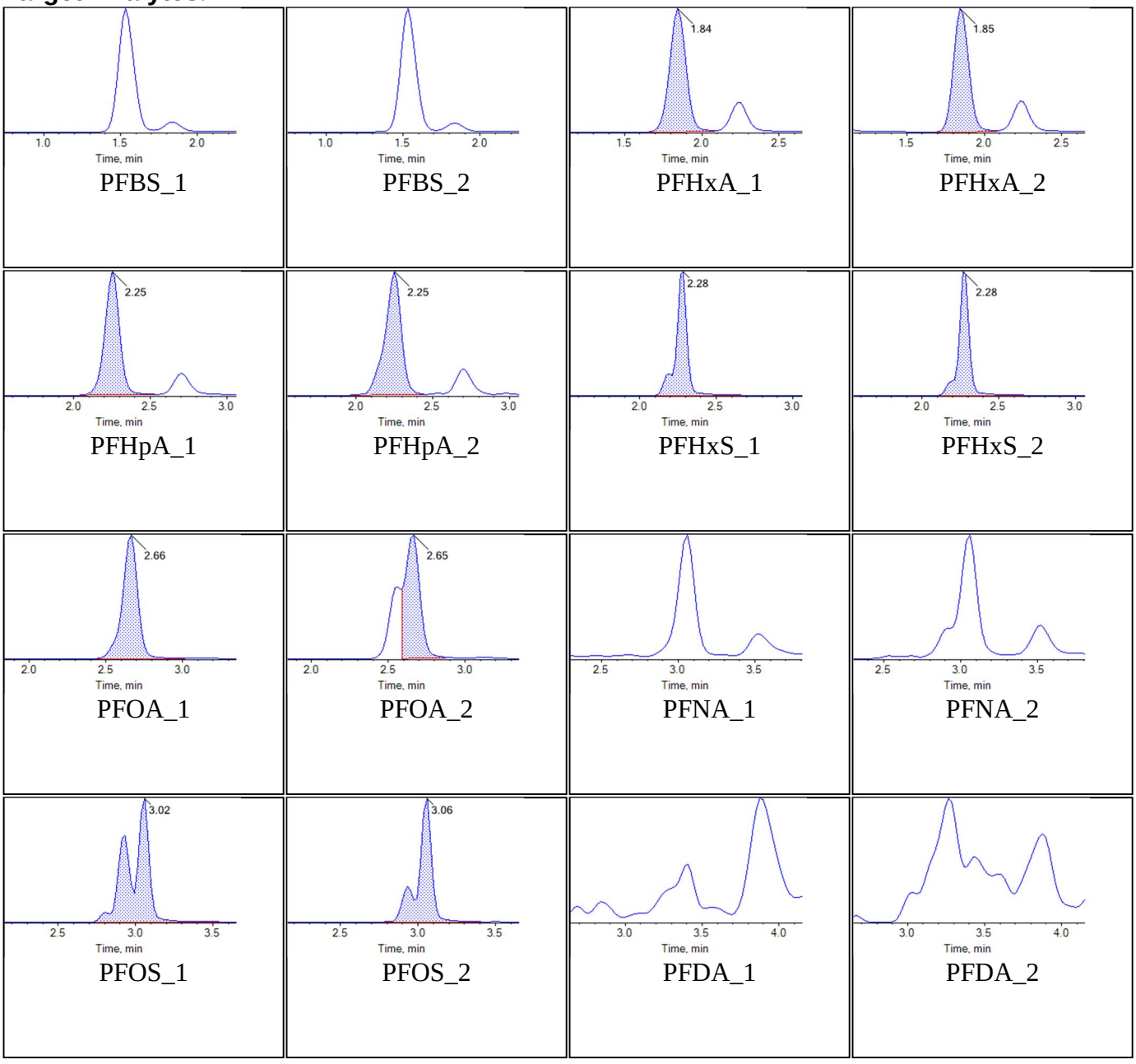

BATTELLE

Chromatogram Report

Created with Analyst Reporter
Printed: 04/10/2018 8:01:10 PM

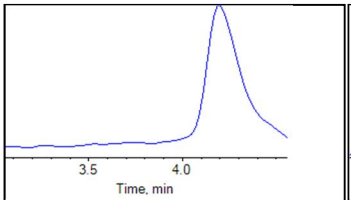

PFUnA_1

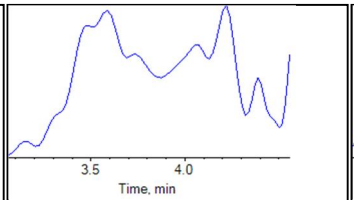

PFUnA_2

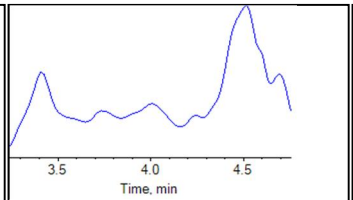

PFDoA_1

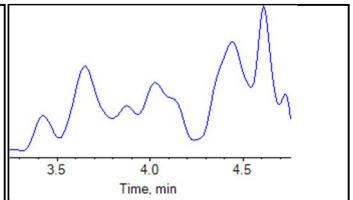

PFDoA_2

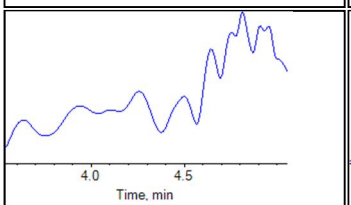

PFTrDA_1

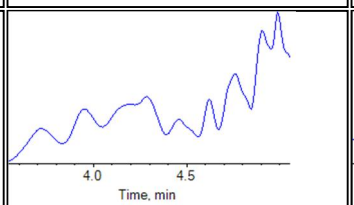

PFTrDA_2

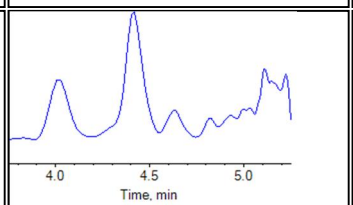

PFTeDA_1

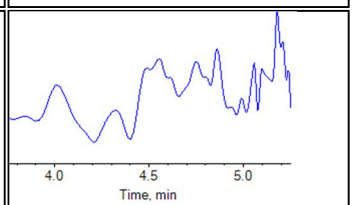

PFTeDA_2

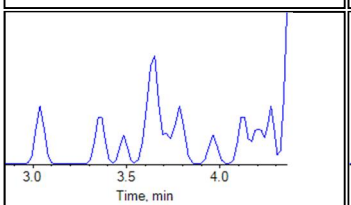

NMeFOSAA_1

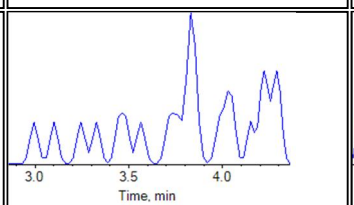

NMeFOSAA_2

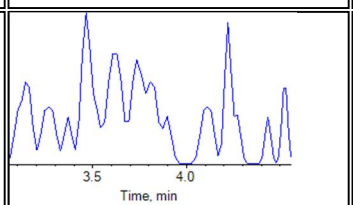

NEtFOSAA_1

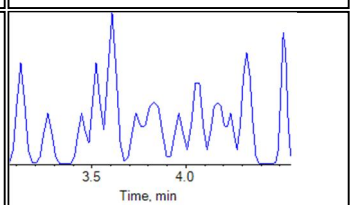

NEtFOSAA_2

Internal Standards:

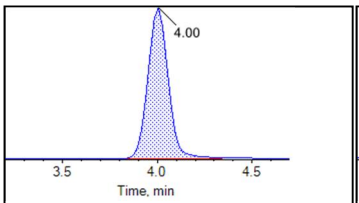

13C2-PFDoA

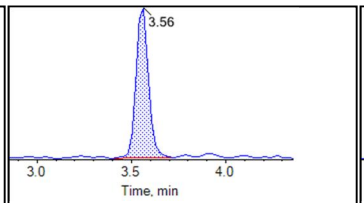

d3-MeFOSAA

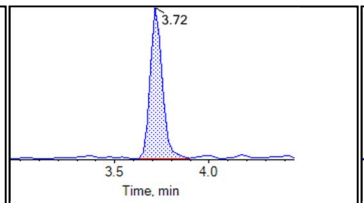

d5-EtFOSAA

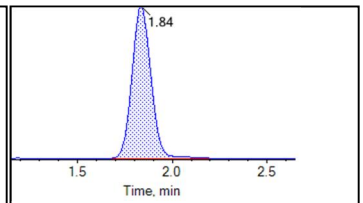

13C5-PFHxA

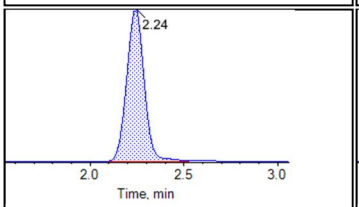

13C4-PFHpA

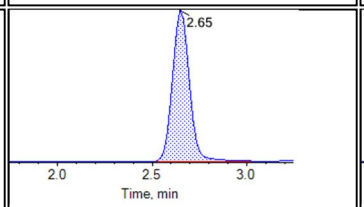

13C8-PFOA

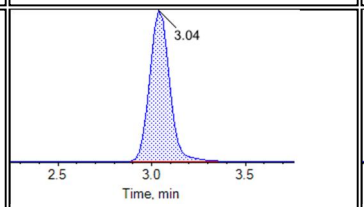

13C9-PFNA

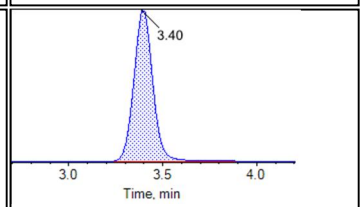

13C6-PFDA

BATTELLE

Chromatogram Report

Created with Analyst Reporter
Printed: 04/10/2018 8:01:10 PM

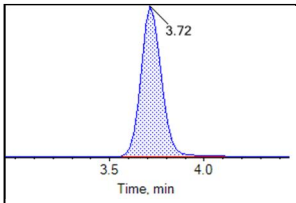

13C7-PFUnA

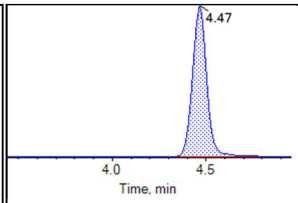

13C2-PFTeDA

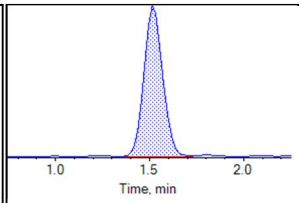

13C3-PFBS

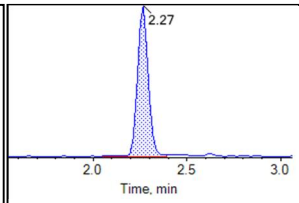

13C3-PFHxS

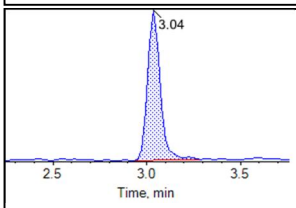

13C8-PFOS

BATTELLE

Chromatogram Report

Created with Analyst Reporter
Printed: 04/10/2018 8:01:15 PM

Sample Name	J8242-FS-D(7)	**Injection Vial**	1
Sample ID	VC-PM649-DW01P-0918	**Injection Volume**	10.00
Sample Type	Unknown	**Instrument Name**	QTRAP 5500
Acquisition Date	2018-10-03T06:16:04	**Data File**	18-0567.wiff
Acquisition Method	5-0369.dam	**Result Table**	18-0567_BASE
Sample Comment			

Chromatograms

Target Analytes:

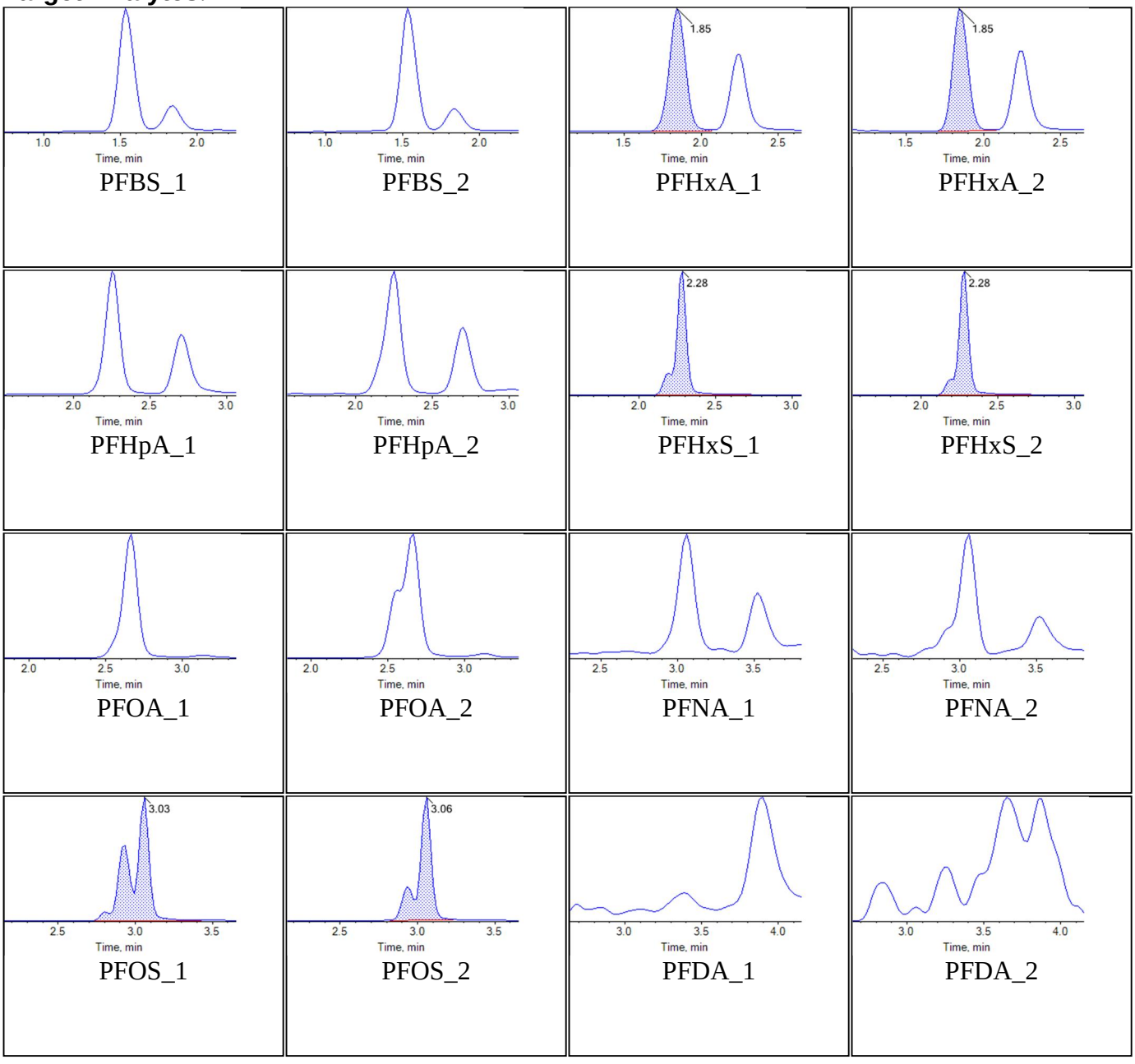

BATTELLE

Chromatogram Report

Created with Analyst Reporter
Printed: 04/10/2018 8:01:15 PM

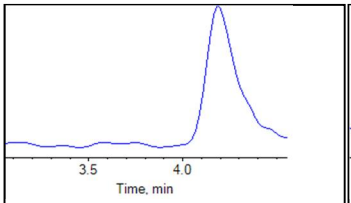

PFUnA_1

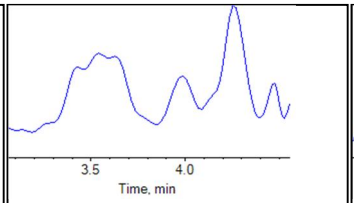

PFUnA_2

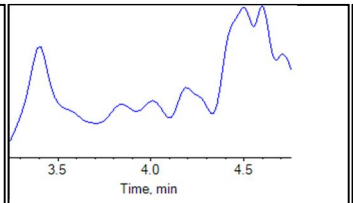

PFDoA_1

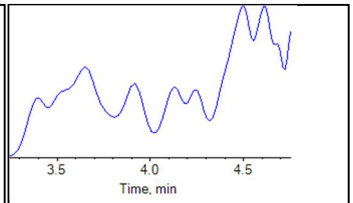

PFDoA_2

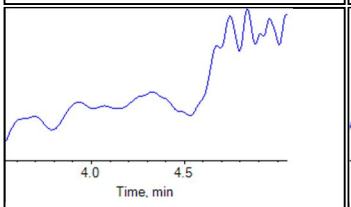

PFTrDA_1

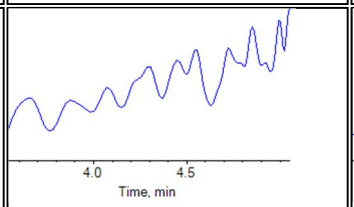

PFTrDA_2

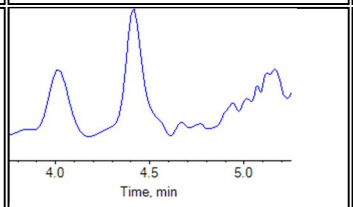

PFTeDA_1

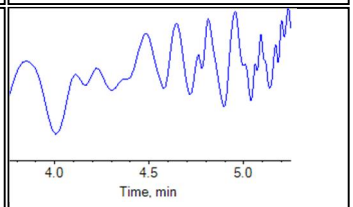

PFTeDA_2

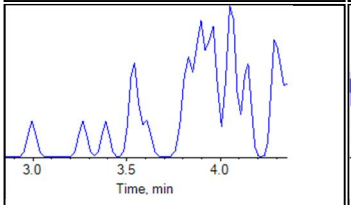

NMeFOSAA_1

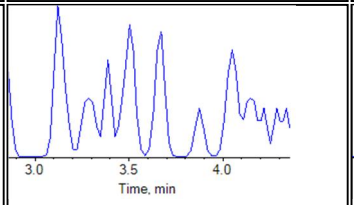

NMeFOSAA_2

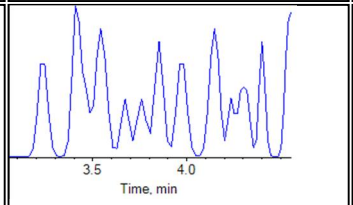

NEtFOSAA_1

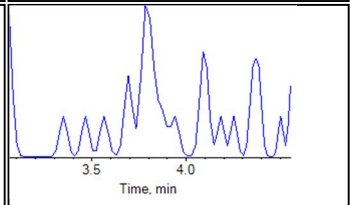

NEtFOSAA_2

Internal Standards:

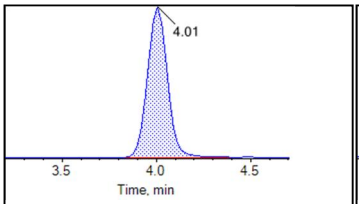

13C2-PFDoA

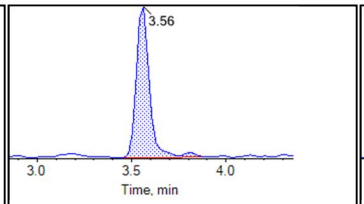

d3-MeFOSAA

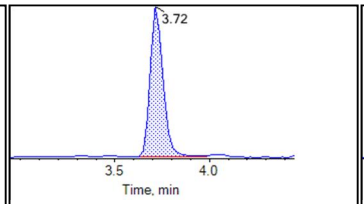

d5-EtFOSAA

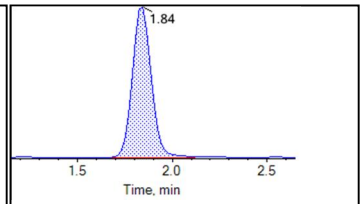

13C5-PFHxA

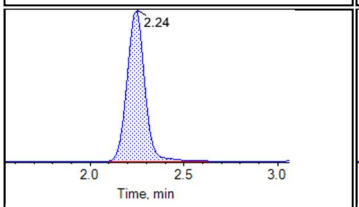

13C4-PFHpA

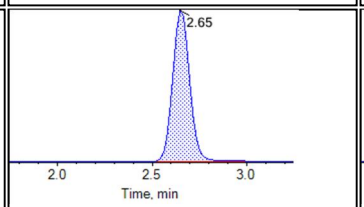

13C8-PFOA

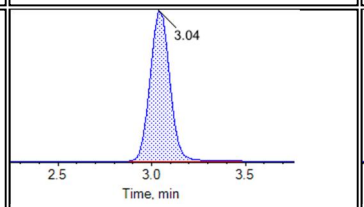

13C9-PFNA

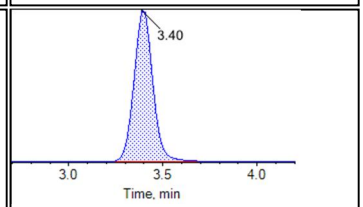

13C6-PFDA

BATTELLE

Chromatogram Report

Created with Analyst Reporter
Printed: 04/10/2018 8:01:15 PM

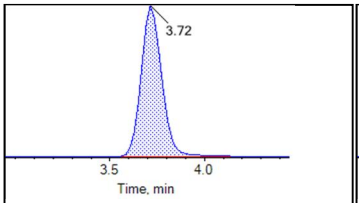

13C7-PFUnA

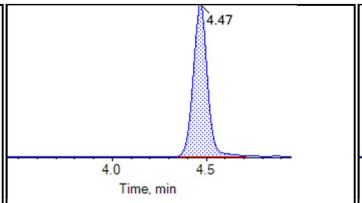

13C2-PFTeDA

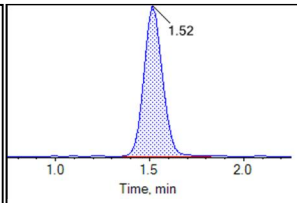

13C3-PFBS

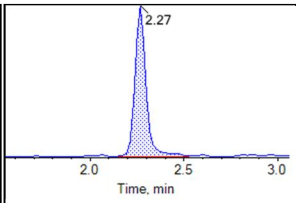

13C3-PFHxS

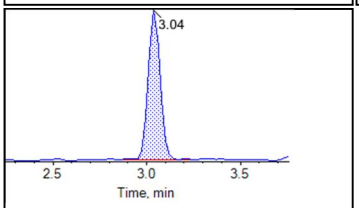

13C8-PFOS

BATTELLE

Chromatogram Report

Created with Analyst Reporter
Printed: 04/10/2018 8:01:21 PM

Sample Name	J8243-FS-D(5)	**Injection Vial**	2
Sample ID	VC-PM649-DW02-0918	**Injection Volume**	10.00
Sample Type	Unknown	**Instrument Name**	QTRAP 5500
Acquisition Date	2018-10-03T06:26:58	**Data File**	18-0567.wiff
Acquisition Method	5-0369.dam	**Result Table**	18-0567_BASE
Sample Comment			

Chromatograms

Target Analytes:

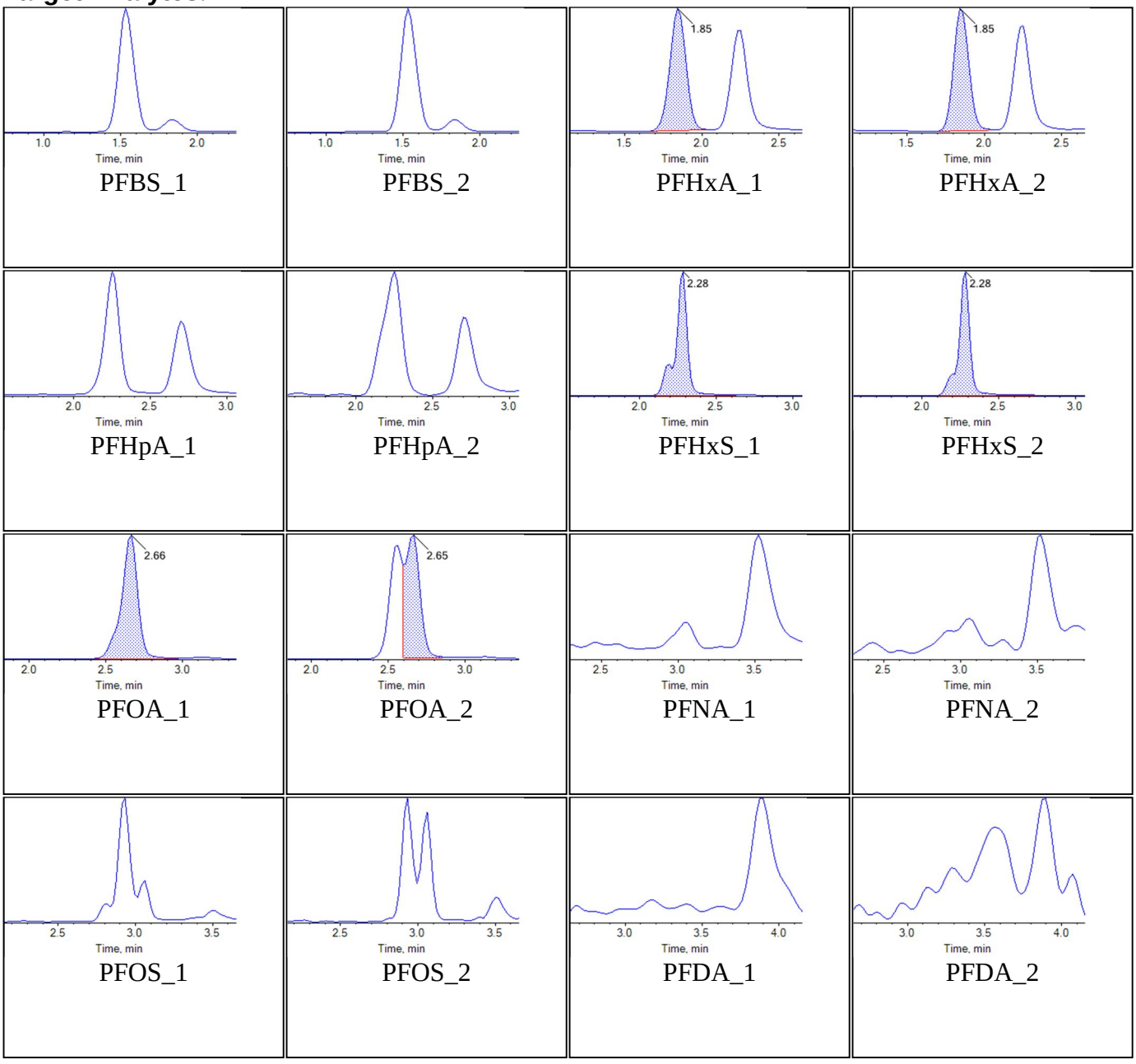

BATTELLE

Chromatogram Report

Created with Analyst Reporter
Printed: 04/10/2018 8:01:21 PM

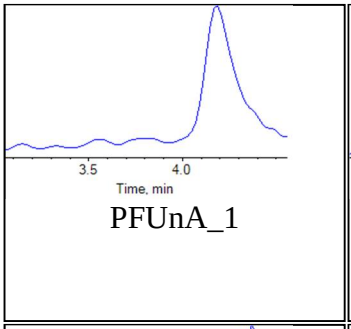

PFUnA_1

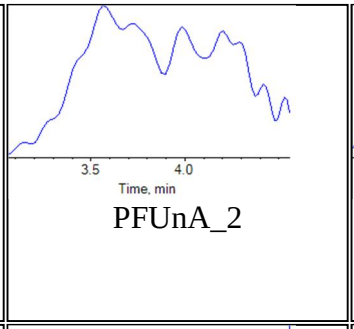

PFUnA_2

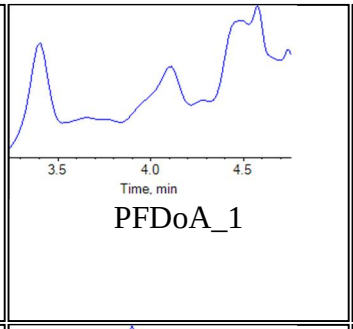

PFDoA_1

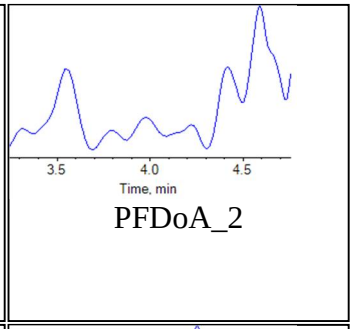

PFDoA_2

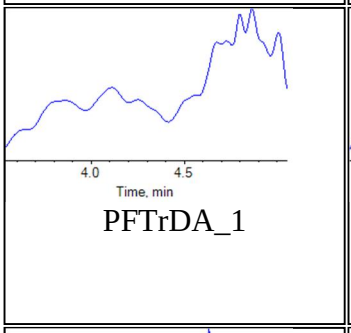

PFTrDA_1

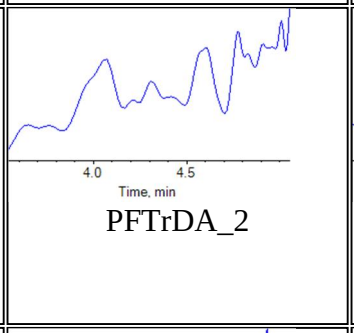

PFTrDA_2

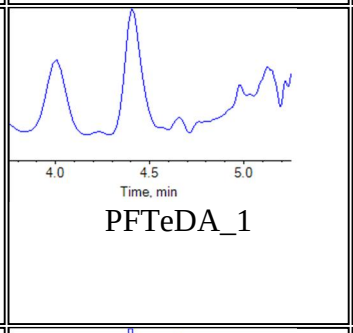

PFTeDA_1

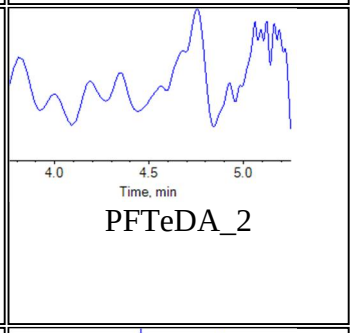

PFTeDA_2

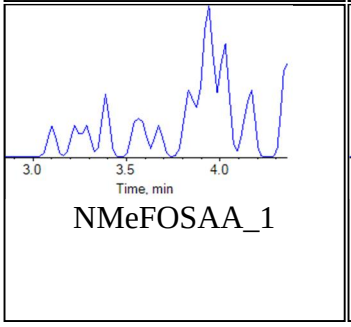

NMeFOSAA_1

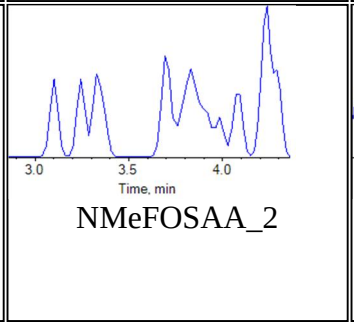

NMeFOSAA_2

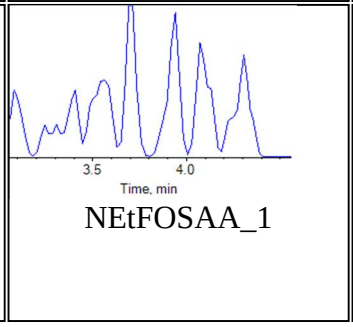

NEtFOSAA_1

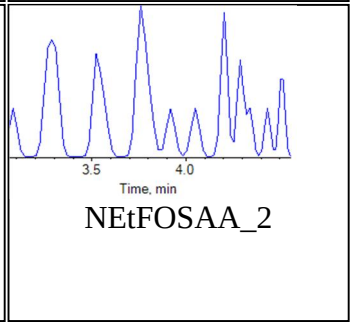

NEtFOSAA_2

Internal Standards:

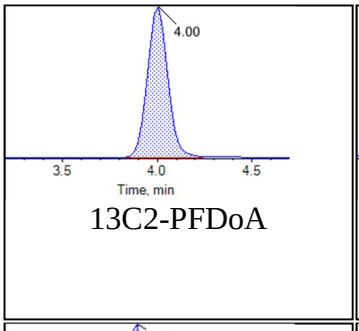

13C2-PFDoA

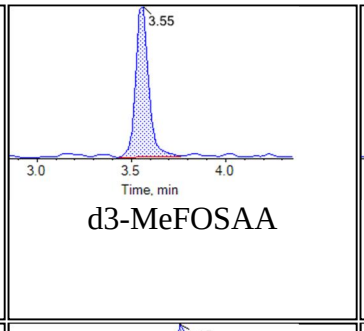

d3-MeFOSAA

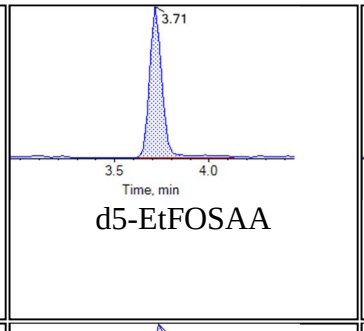

d5-EtFOSAA

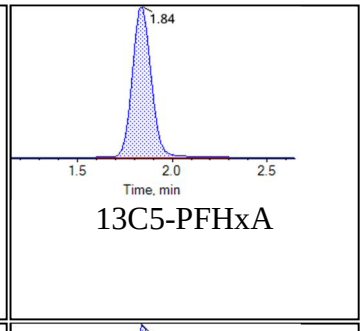

13C5-PFHxA

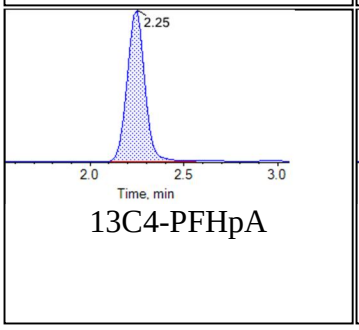

13C4-PFHpA

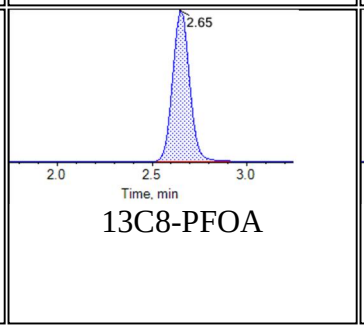

13C8-PFOA

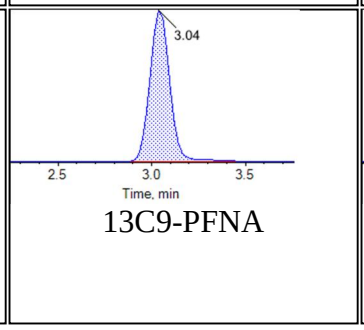

13C9-PFNA

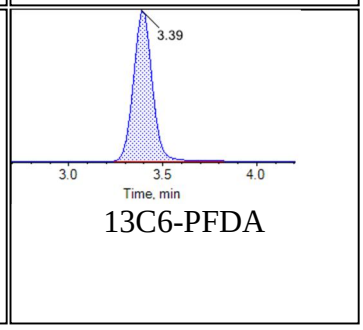

13C6-PFDA

BATTELLE

Chromatogram Report

Created with Analyst Reporter
Printed: 04/10/2018 8:01:21 PM

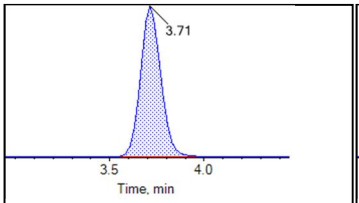

13C7-PFUnA

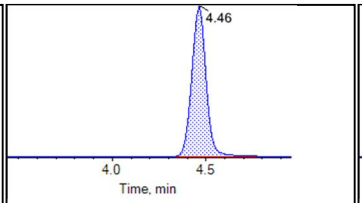

13C2-PFTeDA

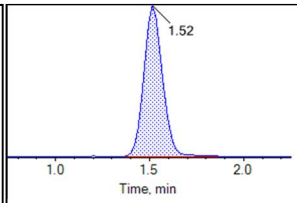

13C3-PFBS

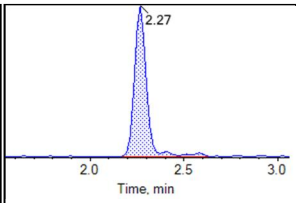

13C3-PFHxS

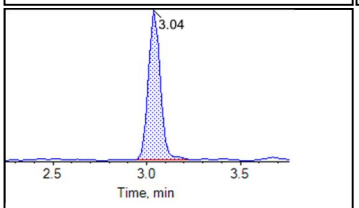

13C8-PFOS

BATTELLE

Chromatogram Report

Created with Analyst Reporter
Printed: 04/10/2018 8:01:27 PM

Sample Name	J8243-FS-D(7)	**Injection Vial**	3
Sample ID	VC-PM649-DW02-0918	**Injection Volume**	10.00
Sample Type	Unknown	**Instrument Name**	QTRAP 5500
Acquisition Date	2018-10-03T06:37:51	**Data File**	18-0567.wiff
Acquisition Method	5-0369.dam	**Result Table**	18-0567_BASE
Sample Comment			

Chromatograms

Target Analytes:

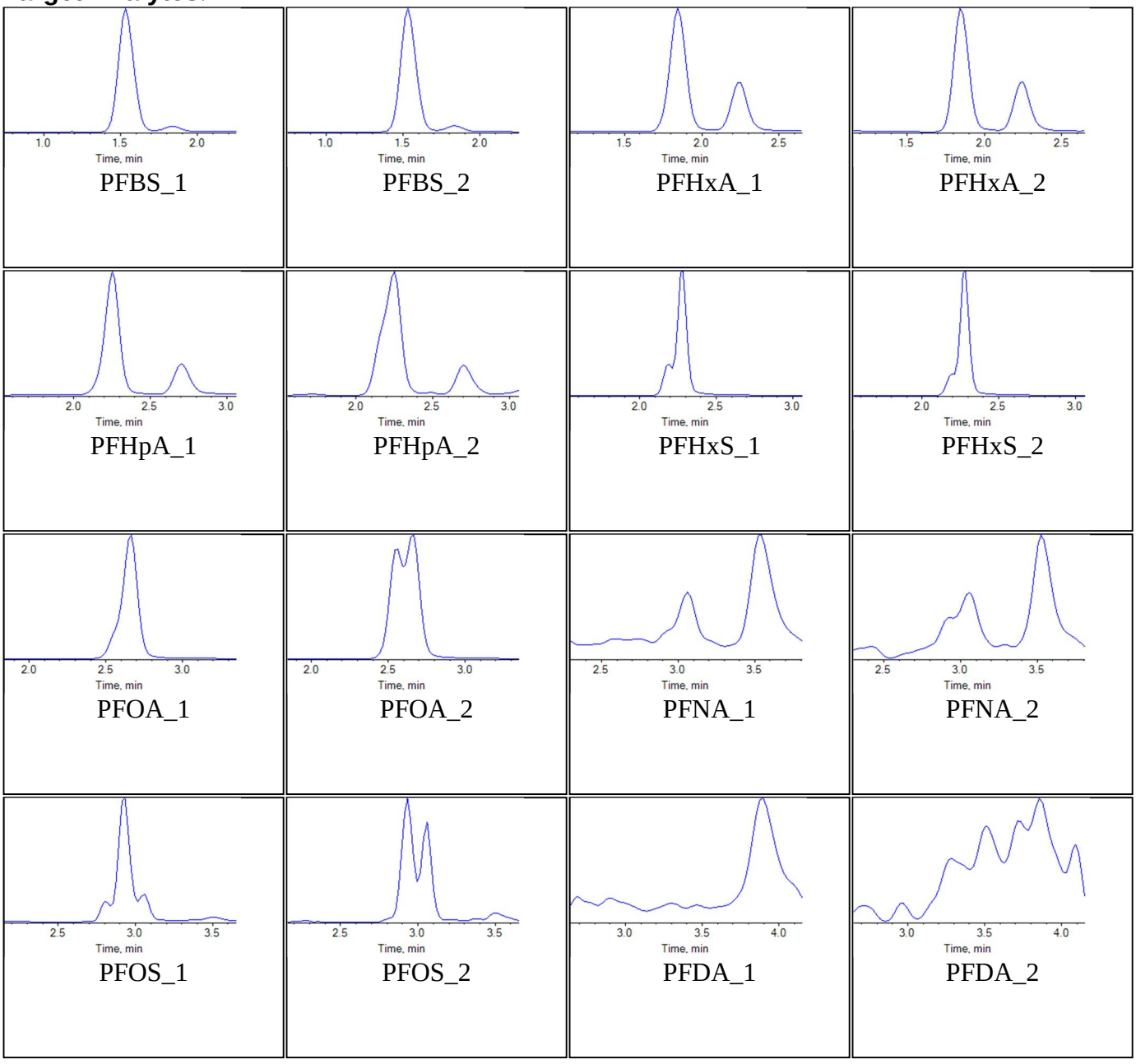

BATTELLE

Chromatogram Report

Created with Analyst Reporter
Printed: 04/10/2018 8:01:27 PM

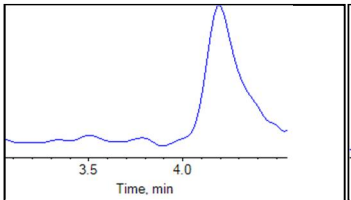

PFUnA_1

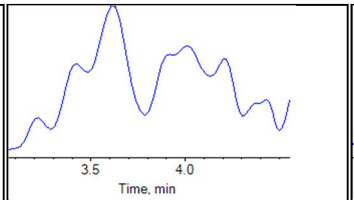

PFUnA_2

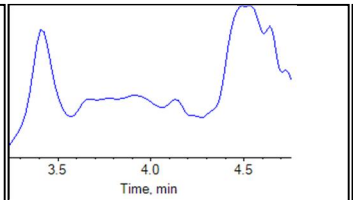

PFDoA_1

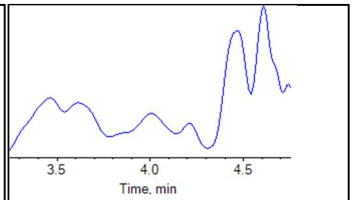

PFDoA_2

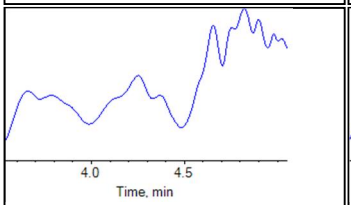

PFTrDA_1

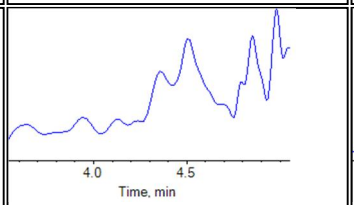

PFTrDA_2

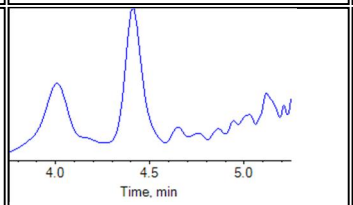

PFTeDA_1

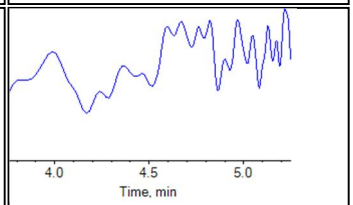

PFTeDA_2

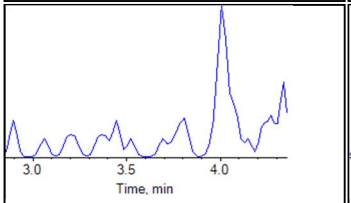

NMeFOSAA_1

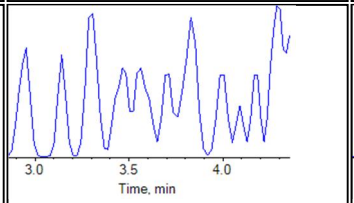

NMeFOSAA_2

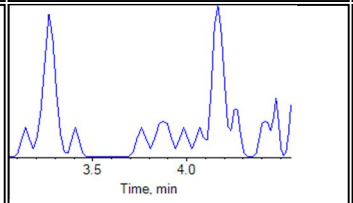

NEtFOSAA_1

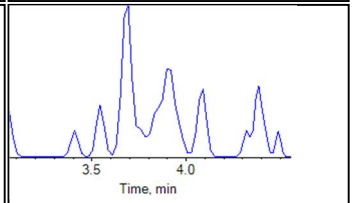

NEtFOSAA_2

Internal Standards:

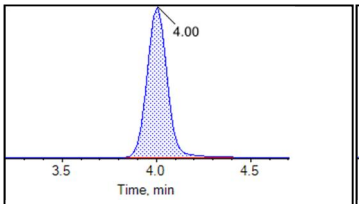

13C2-PFDoA

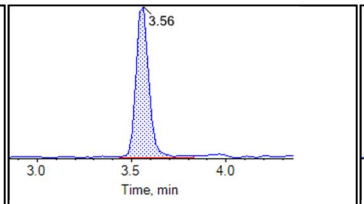

d3-MeFOSAA

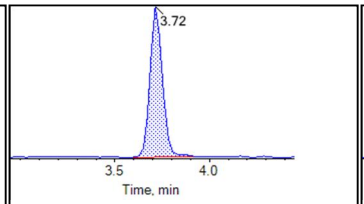

d5-EtFOSAA

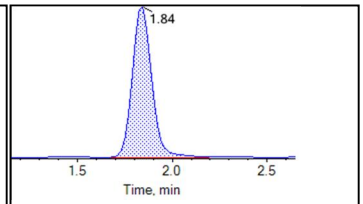

13C5-PFHxA

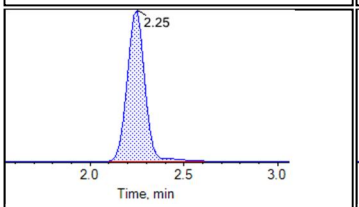

13C4-PFHpA

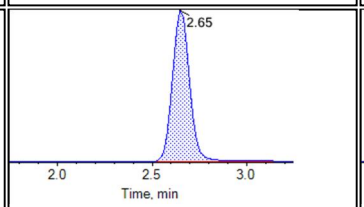

13C8-PFOA

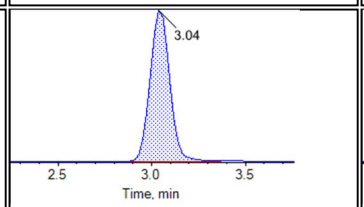

13C9-PFNA

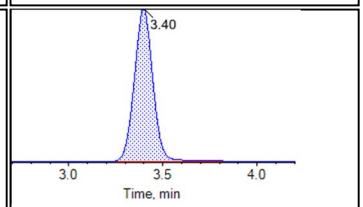

13C6-PFDA

BATTELLE

Chromatogram Report

Created with Analyst Reporter
Printed: 04/10/2018 8:01:27 PM

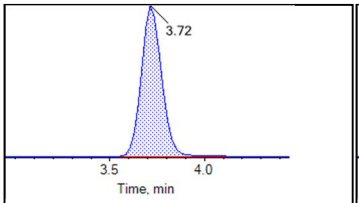

13C7-PFUnA

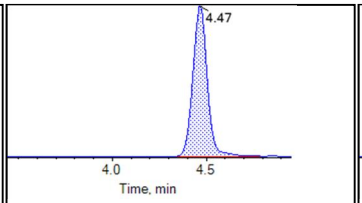

13C2-PFTeDA

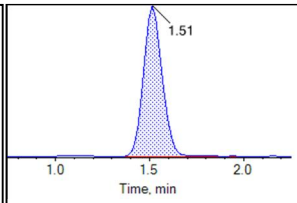

13C3-PFBS

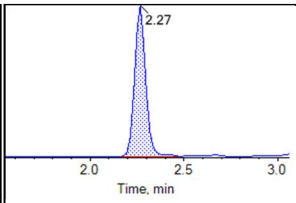

13C3-PFHxS

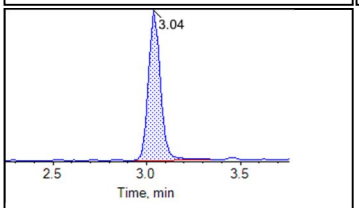

13C8-PFOS

BATTELLE

Chromatogram Report

Created with Analyst Reporter
Printed: 04/10/2018 8:01:33 PM

Sample Name	KB69 CCV	**Injection Vial**	4
Sample ID	CCV	**Injection Volume**	10.00
Sample Type	Quality Control	**Instrument Name**	QTRAP 5500
Acquisition Date	2018-10-03T06:59:38	**Data File**	18-0567.wiff
Acquisition Method	5-0369.dam	**Result Table**	18-0567_BASE
Sample Comment			

Chromatograms

Target Analytes:

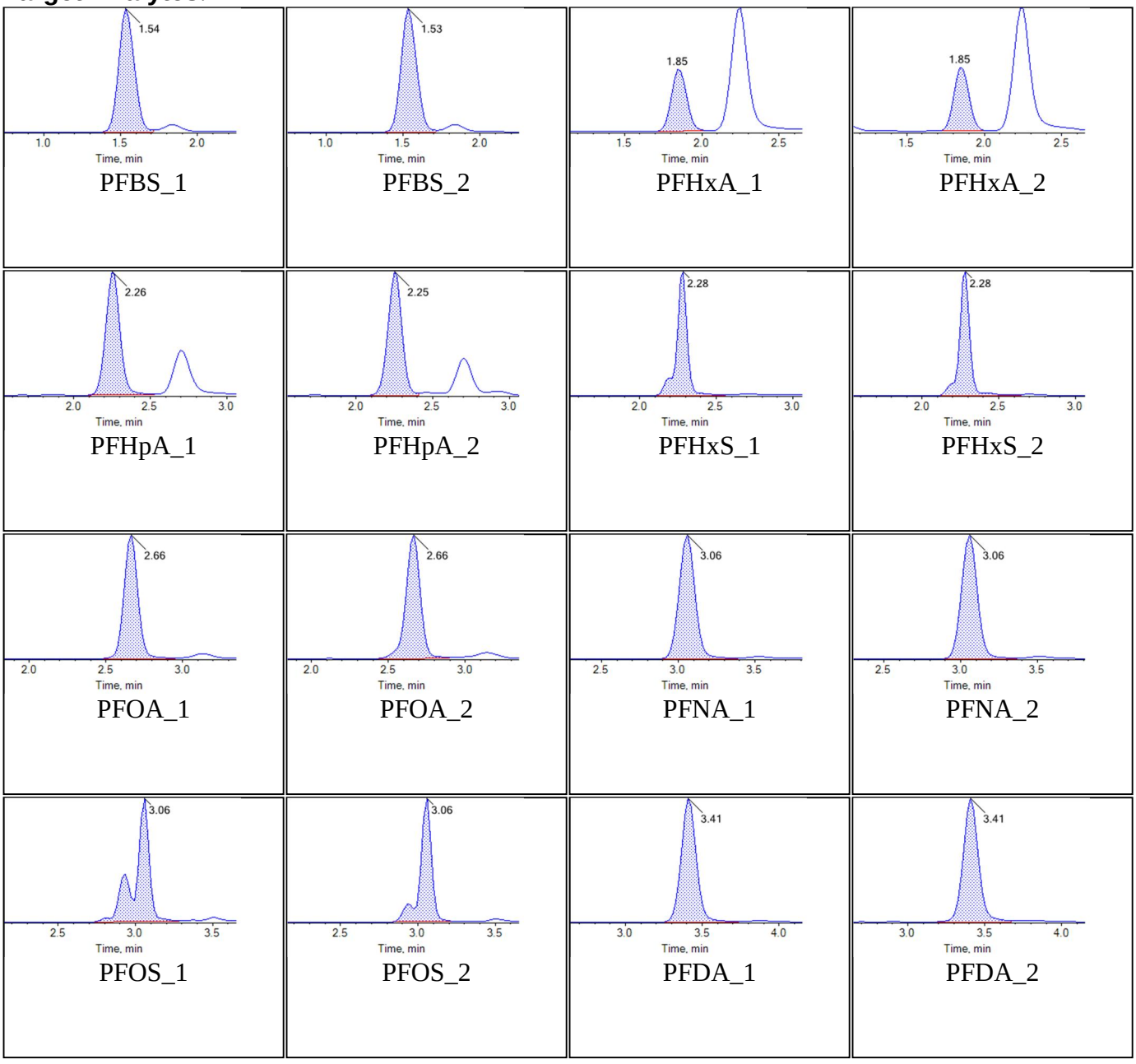

BATTELLE

Chromatogram Report

Created with Analyst Reporter
Printed: 04/10/2018 8:01:33 PM

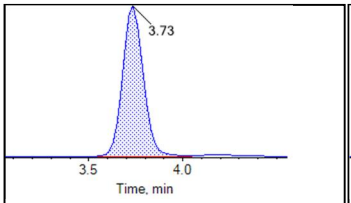

PFUnA_1

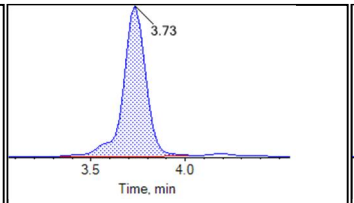

PFUnA_2

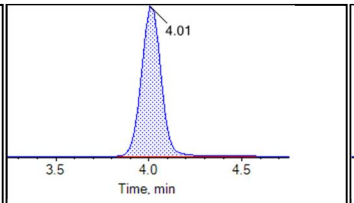

PFDoA_1

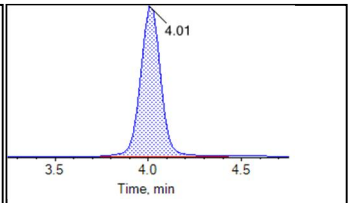

PFDoA_2

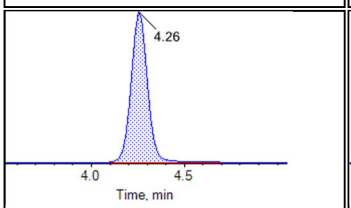

PFTrDA_1

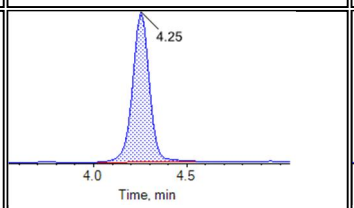

PFTrDA_2

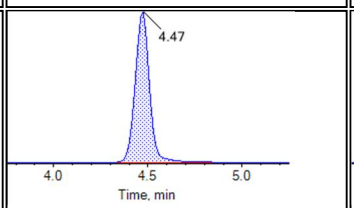

PFTeDA_1

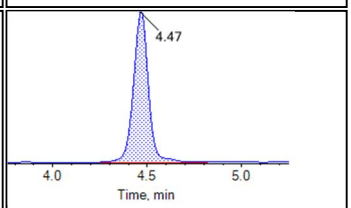

PFTeDA_2

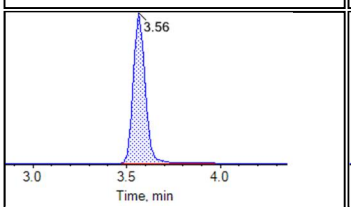

NMeFOSAA_1

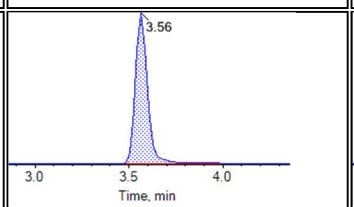

NMeFOSAA_2

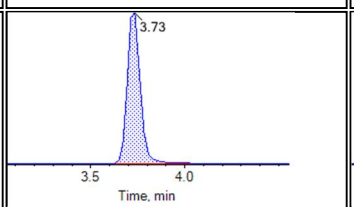

NEtFOSAA_1

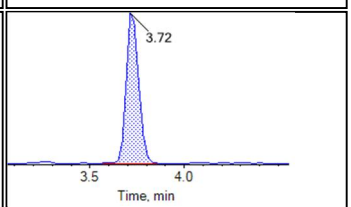

NEtFOSAA_2

Internal Standards:

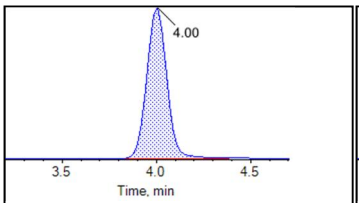

13C2-PFDoA

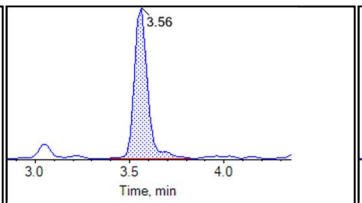

d3-MeFOSAA

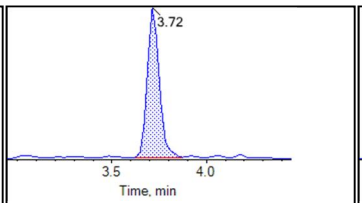

d5-EtFOSAA

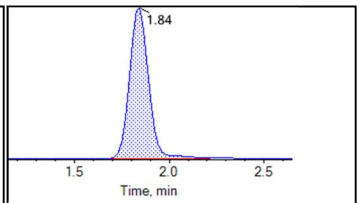

13C5-PFHxA

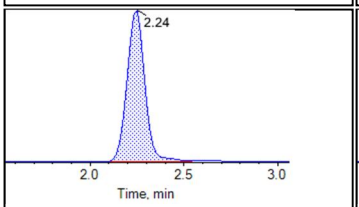

13C4-PFHpA

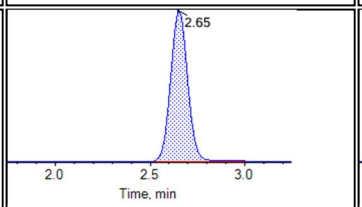

13C8-PFOA

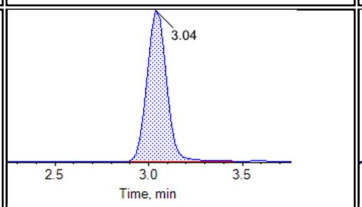

13C9-PFNA

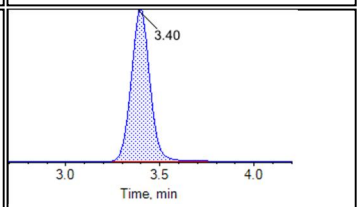

13C6-PFDA

BATTELLE

Chromatogram Report

Created with Analyst Reporter
Printed: 04/10/2018 8:01:33 PM

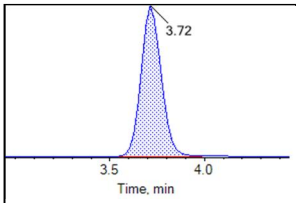

13C7-PFUnA

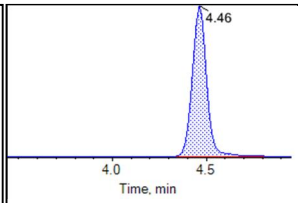

13C2-PFTeDA

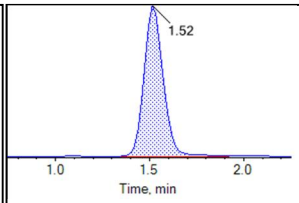

13C3-PFBS

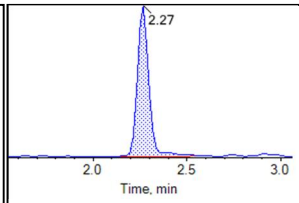

13C3-PFHxS

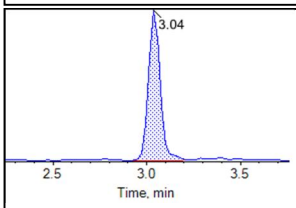

13C8-PFOS

BATTELLE

Chromatogram Report

Created with Analyst Reporter
Printed: 04/10/2018 8:01:39 PM

Sample Name	J8244-FS(0)	**Injection Vial**	6
Sample ID	VC-PM649-DW03-0918	**Injection Volume**	10.00
Sample Type	Unknown	**Instrument Name**	QTRAP 5500
Acquisition Date	2018-10-03T07:21:24	**Data File**	18-0567.wiff
Acquisition Method	5-0369.dam	**Result Table**	18-0567_BASE
Sample Comment			

Chromatograms

Target Analytes:

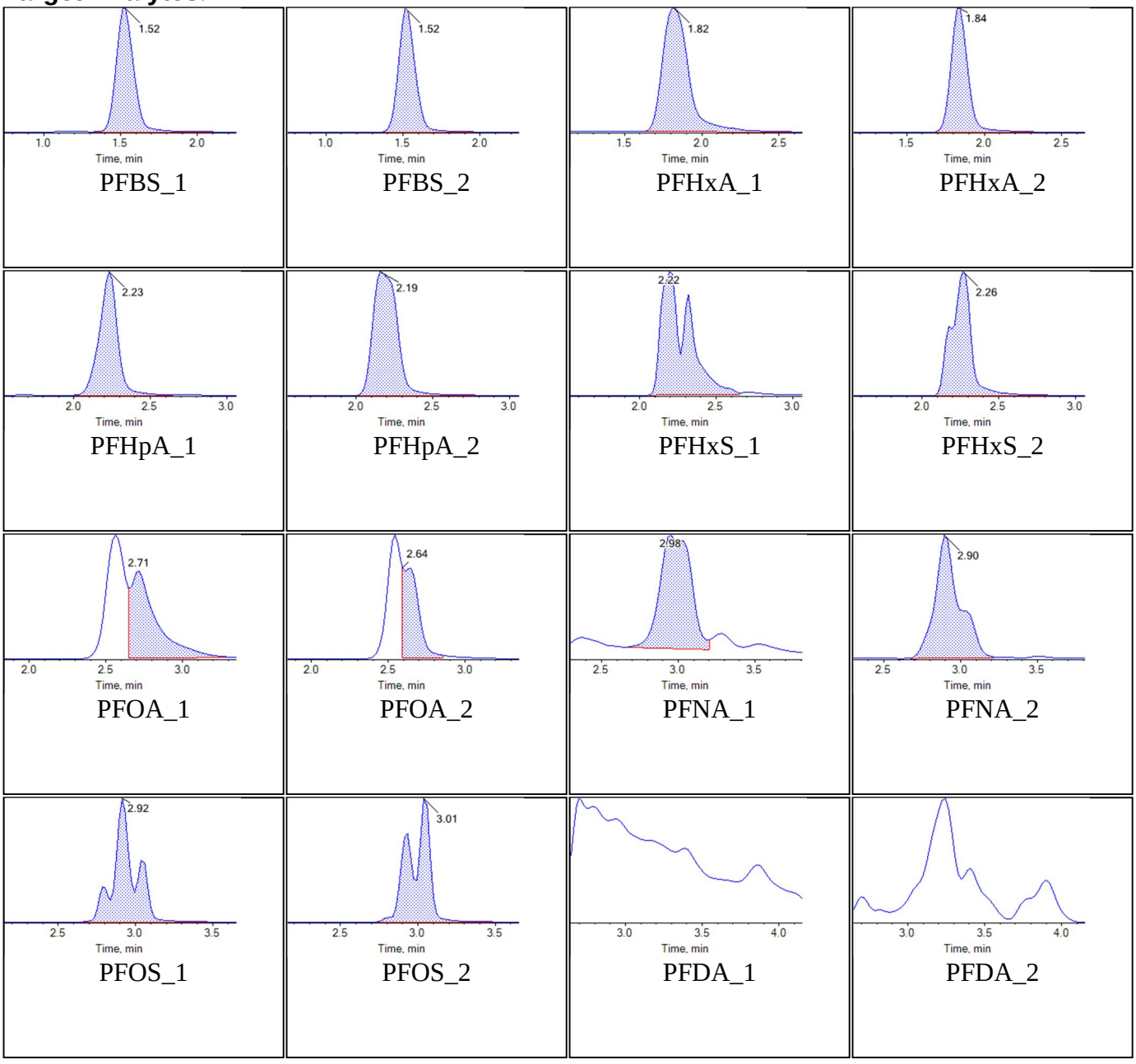

BATTELLE

Chromatogram Report

Created with Analyst Reporter
Printed: 04/10/2018 8:01:39 PM

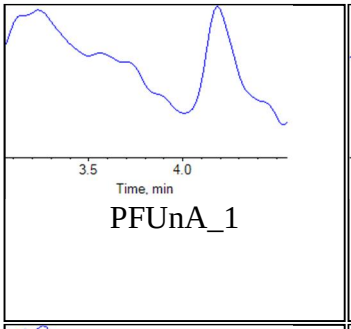

PFUnA_1

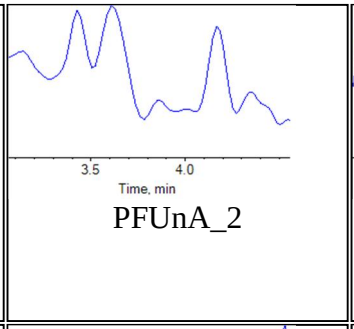

PFUnA_2

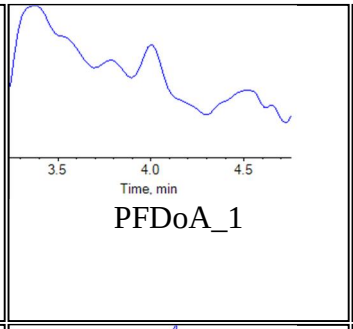

PFDoA_1

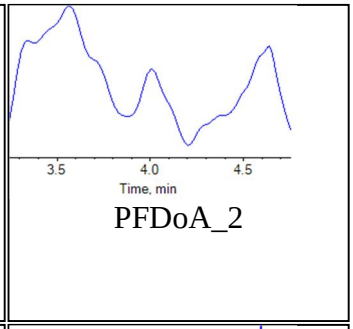

PFDoA_2

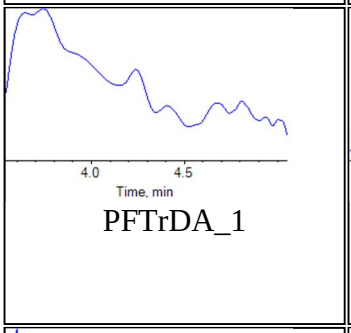

PFTrDA_1

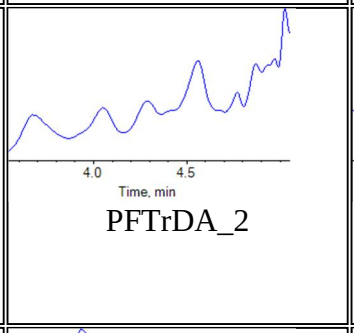

PFTrDA_2

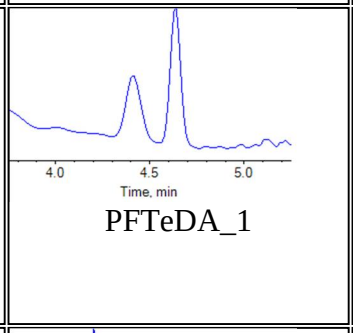

PFTeDA_1

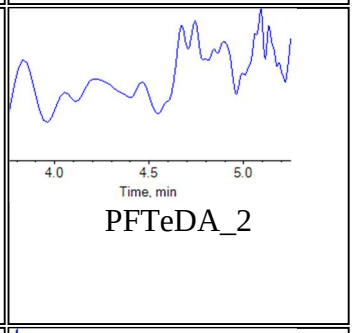

PFTeDA_2

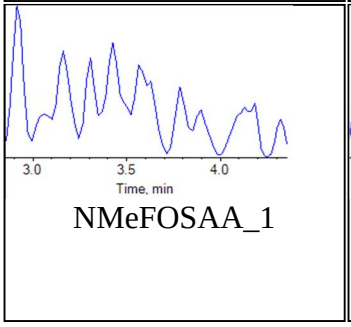

NMeFOSAA_1

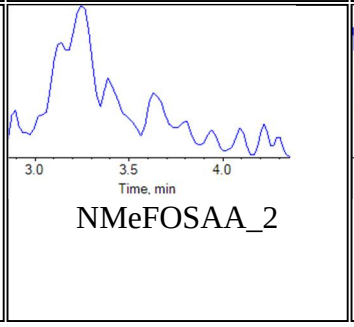

NMeFOSAA_2

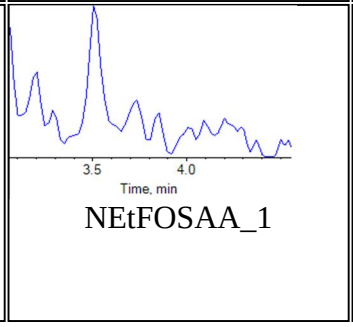

NEtFOSAA_1

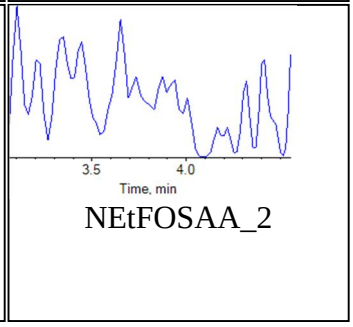

NEtFOSAA_2

Internal Standards:

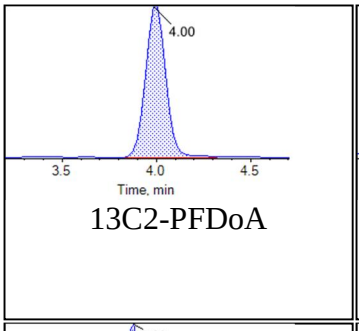

13C2-PFDoA

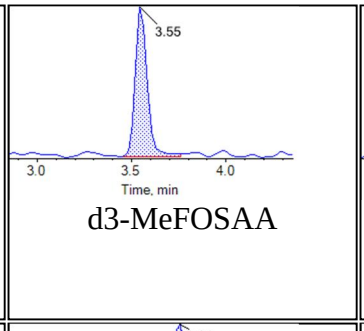

d3-MeFOSAA

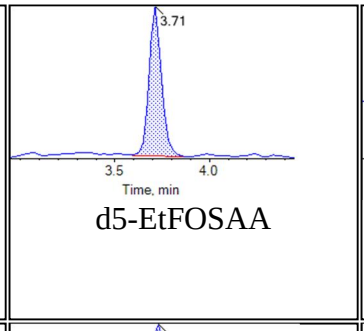

d5-EtFOSAA

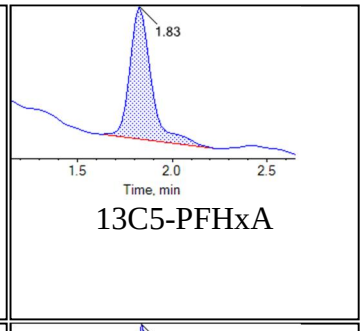

13C5-PFHxA

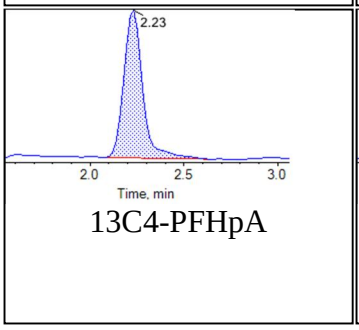

13C4-PFHpA

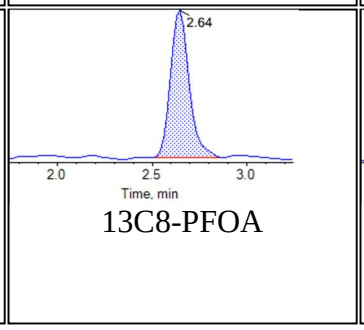

13C8-PFOA

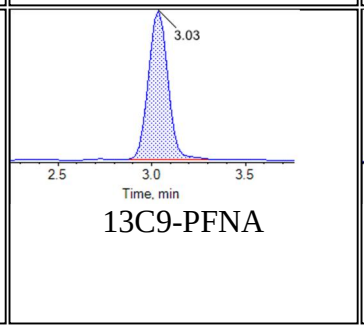

13C9-PFNA

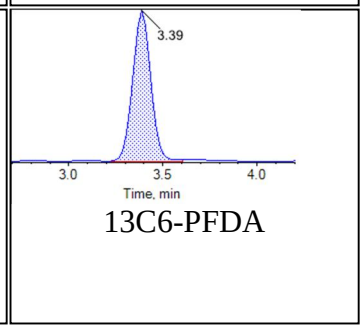

13C6-PFDA

BATTELLE

Chromatogram Report

Created with Analyst Reporter
Printed: 04/10/2018 8:01:39 PM

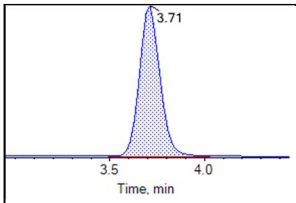

13C7-PFUnA

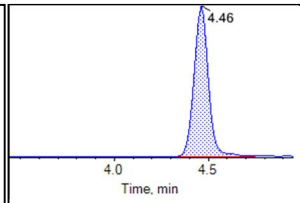

13C2-PFTeDA

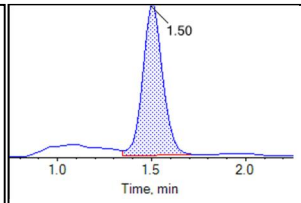

13C3-PFBS

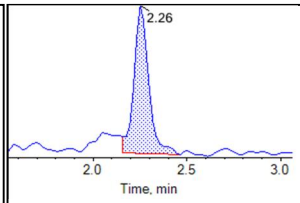

13C3-PFHxS

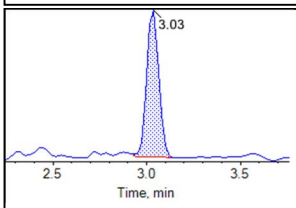

13C8-PFOS

BATTELLE

Chromatogram Report

Created with Analyst Reporter
Printed: 04/10/2018 8:01:45 PM

Sample Name	J8244-FS-D(3)	**Injection Vial**	7
Sample ID	VC-PM649-DW03-0918	**Injection Volume**	10.00
Sample Type	Unknown	**Instrument Name**	QTRAP 5500
Acquisition Date	2018-10-03T07:32:17	**Data File**	18-0567.wiff
Acquisition Method	5-0369.dam	**Result Table**	18-0567_BASE
Sample Comment			

Chromatograms

Target Analytes:

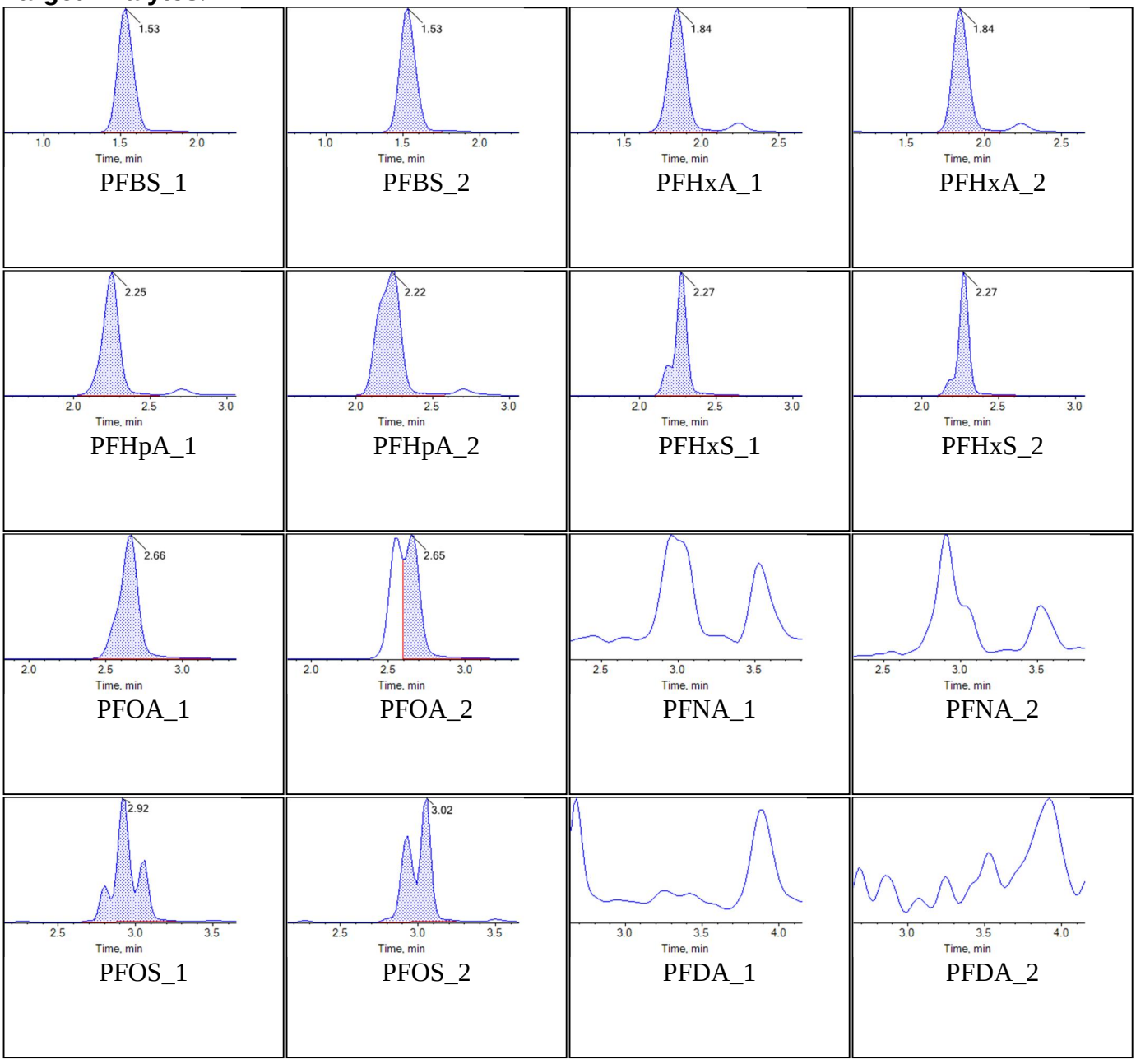

BATTELLE

Chromatogram Report

Created with Analyst Reporter
Printed: 04/10/2018 8:01:45 PM

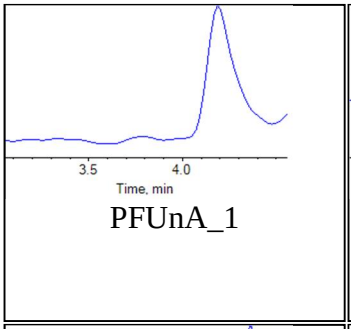

PFUnA_1

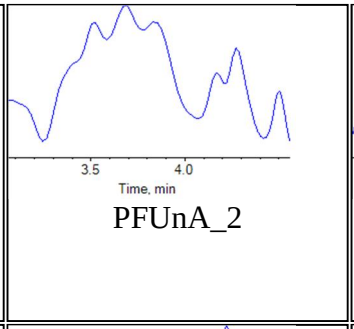

PFUnA_2

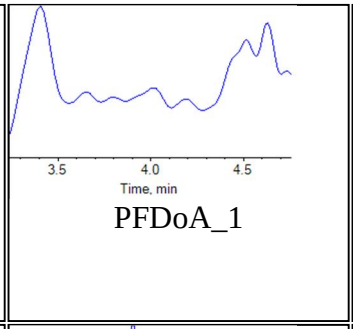

PFDoA_1

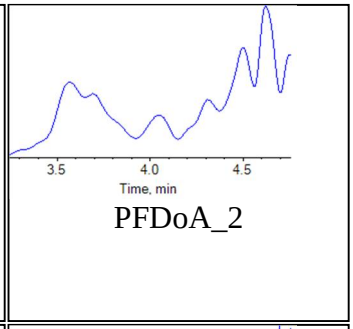

PFDoA_2

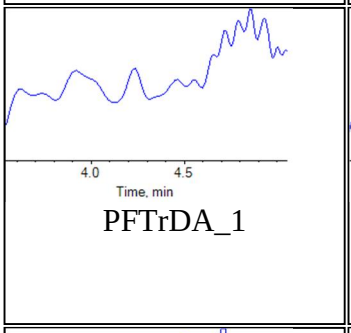

PFTrDA_1

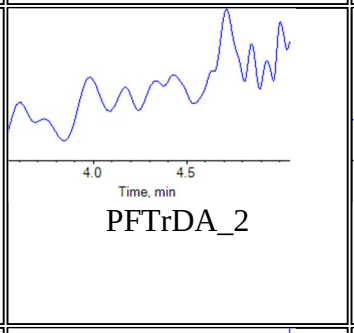

PFTrDA_2

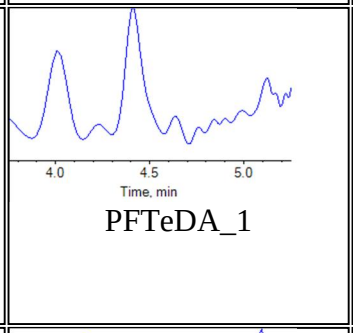

PFTeDA_1

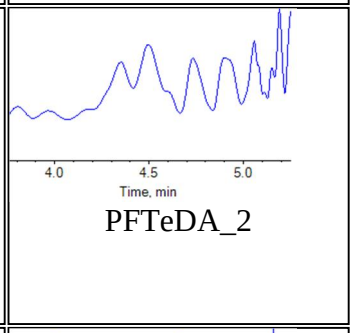

PFTeDA_2

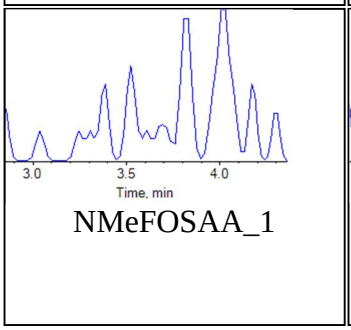

NMeFOSAA_1

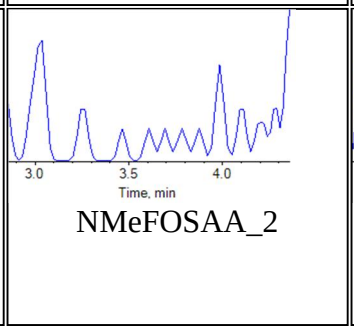

NMeFOSAA_2

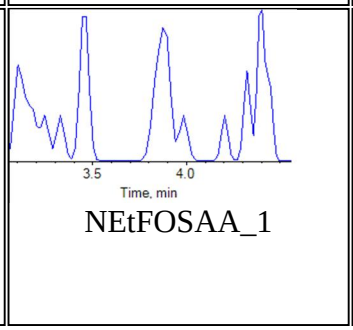

NEtFOSAA_1

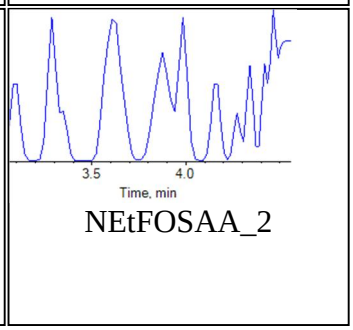

NEtFOSAA_2

Internal Standards:

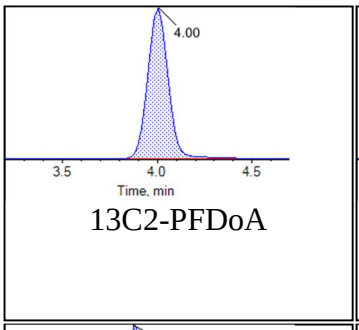

13C2-PFDoA

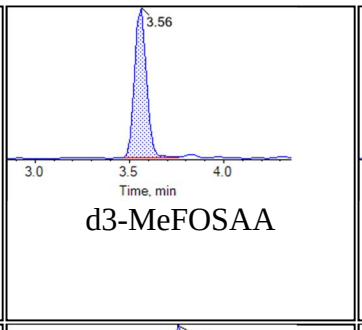

d3-MeFOSAA

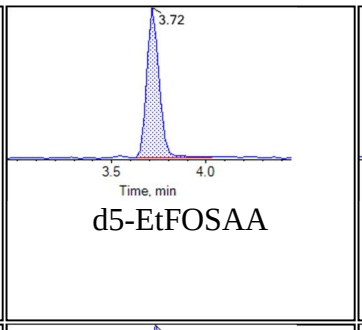

d5-EtFOSAA

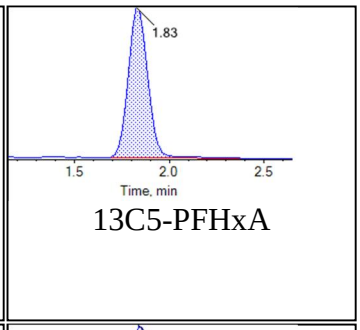

13C5-PFHxA

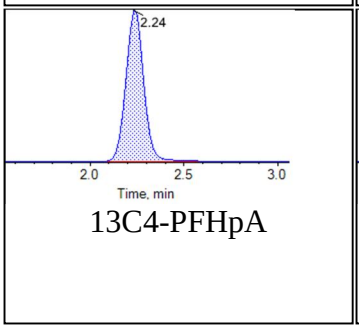

13C4-PFHpA

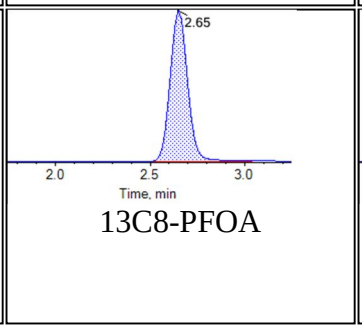

13C8-PFOA

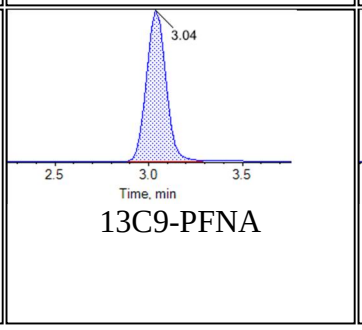

13C9-PFNA

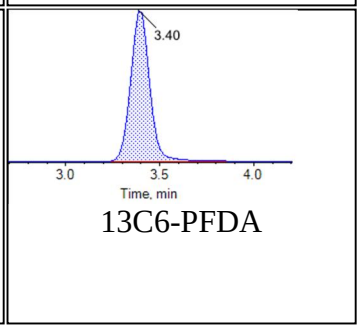

13C6-PFDA

BATTELLE

Chromatogram Report

Created with Analyst Reporter
Printed: 04/10/2018 8:01:45 PM

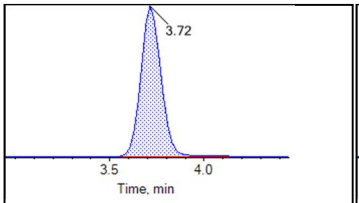

13C7-PFUnA

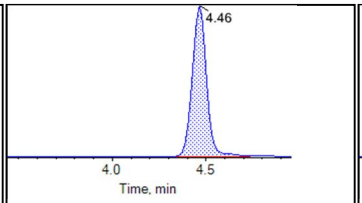

13C2-PFTeDA

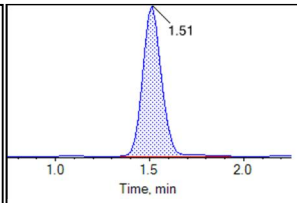

13C3-PFBS

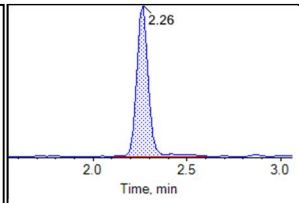

13C3-PFHxS

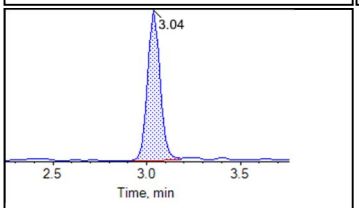

13C8-PFOS

BATTELLE

Chromatogram Report

Created with Analyst Reporter
Printed: 04/10/2018 8:01:50 PM

Sample Name	J8244-FS-D(5)	**Injection Vial**	8
Sample ID	VC-PM649-DW03-0918	**Injection Volume**	10.00
Sample Type	Unknown	**Instrument Name**	QTRAP 5500
Acquisition Date	2018-10-03T07:43:10	**Data File**	18-0567.wiff
Acquisition Method	5-0369.dam	**Result Table**	18-0567_BASE
Sample Comment			

Chromatograms

Target Analytes:

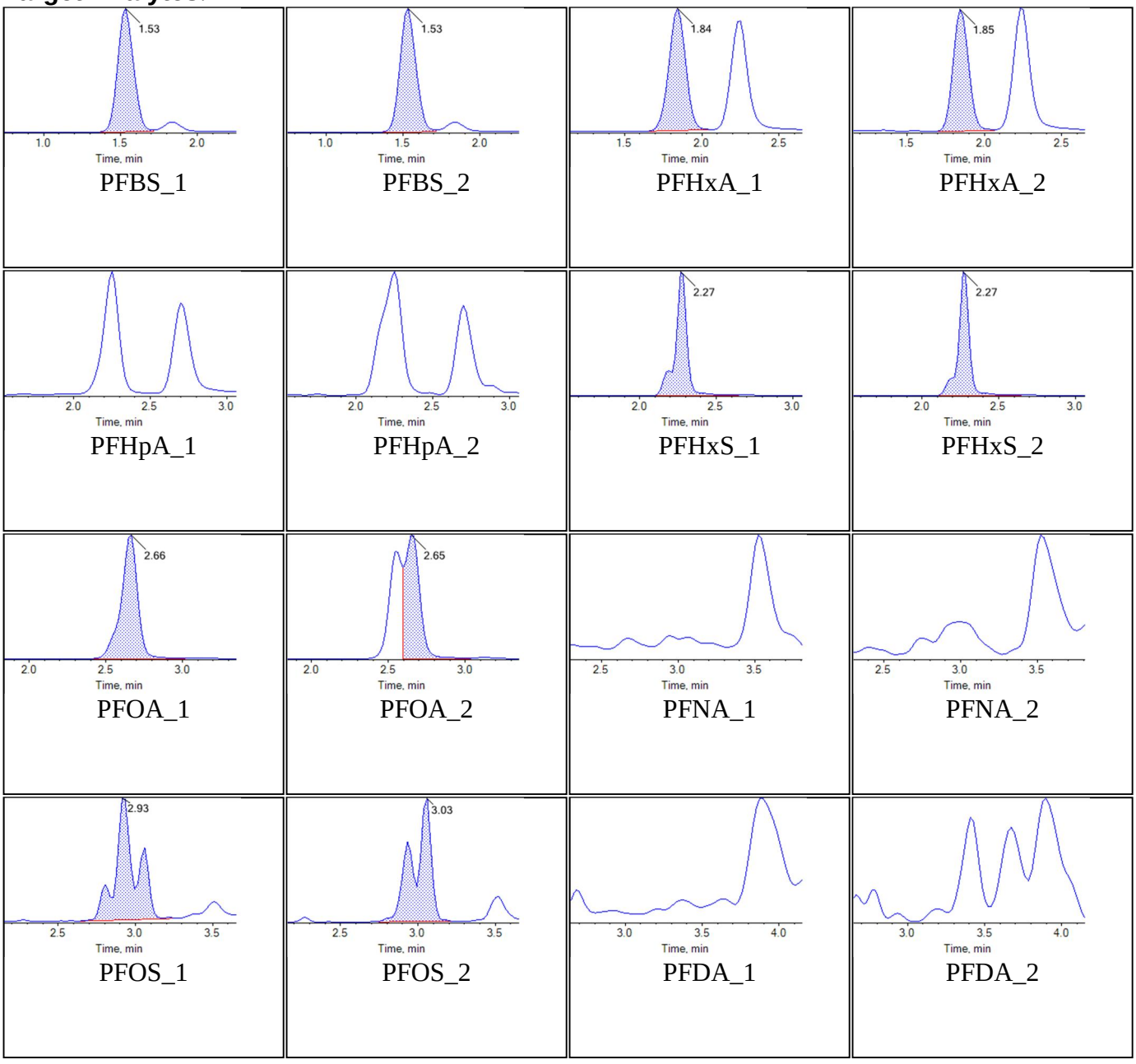

BATTELLE

Chromatogram Report

Created with Analyst Reporter
Printed: 04/10/2018 8:01:50 PM

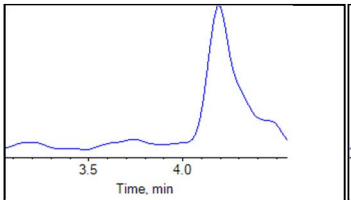

PFUnA_1

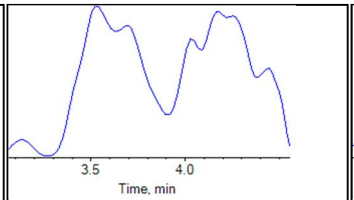

PFUnA_2

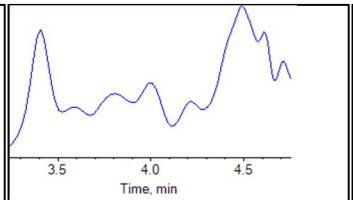

PFDoA_1

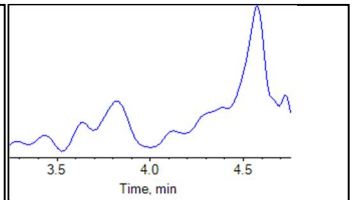

PFDoA_2

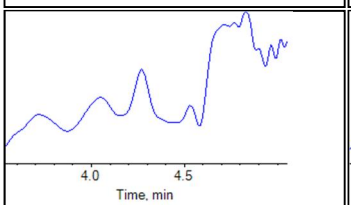

PFTrDA_1

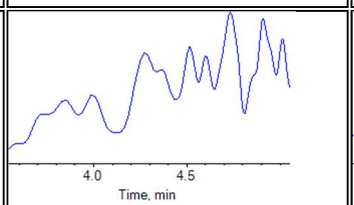

PFTrDA_2

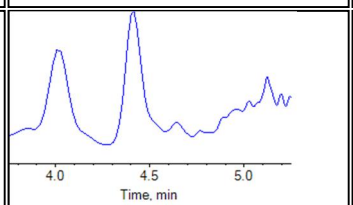

PFTeDA_1

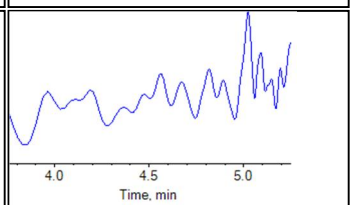

PFTeDA_2

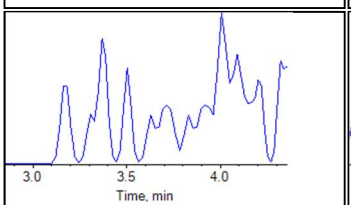

NMeFOSAA_1

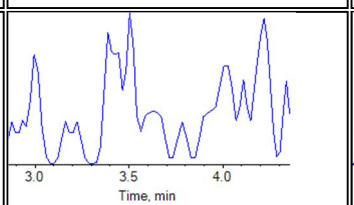

NMeFOSAA_2

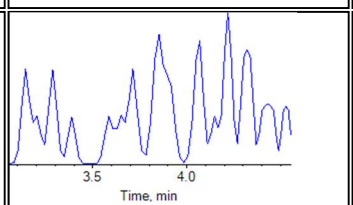

NEtFOSAA_1

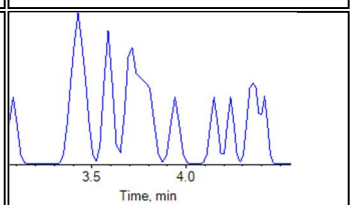

NEtFOSAA_2

Internal Standards:

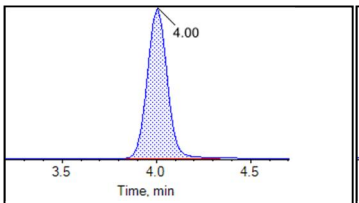

13C2-PFDoA

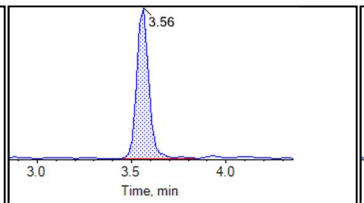

d3-MeFOSAA

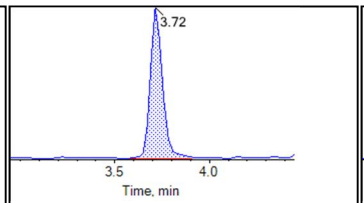

d5-EtFOSAA

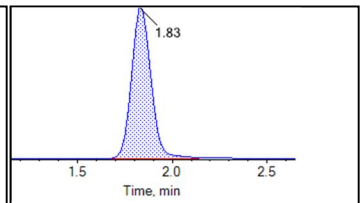

13C5-PFHxA

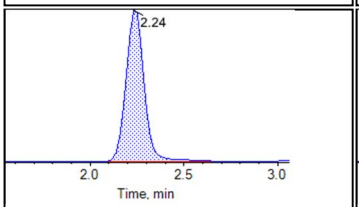

13C4-PFHpA

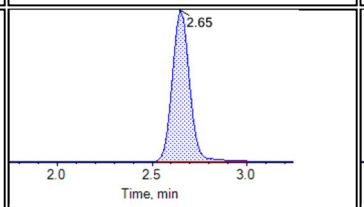

13C8-PFOA

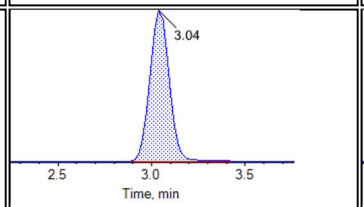

13C9-PFNA

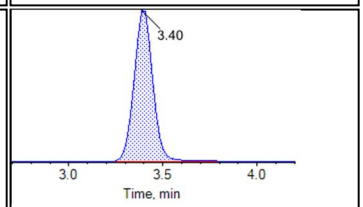

13C6-PFDA

BATTELLE

Chromatogram Report

Created with Analyst Reporter
Printed: 04/10/2018 8:01:50 PM

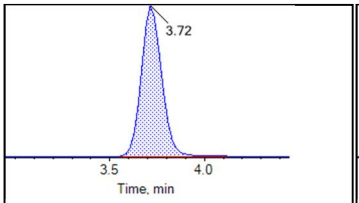

13C7-PFUnA

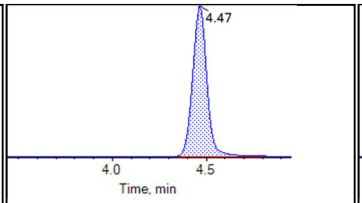

13C2-PFTeDA

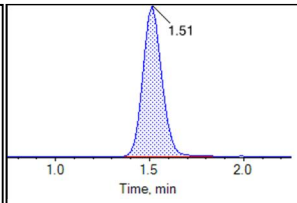

13C3-PFBS

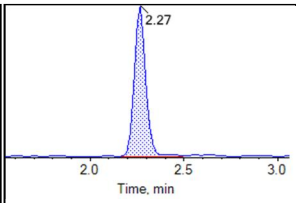

13C3-PFHxS

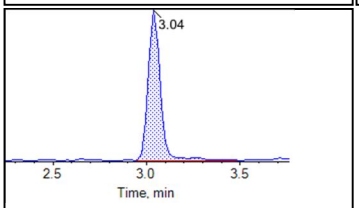

13C8-PFOS

BATTELLE

Chromatogram Report

Created with Analyst Reporter
Printed: 04/10/2018 8:01:56 PM

Sample Name	J8244-FS-D(7)	**Injection Vial**	9
Sample ID	VC-PM649-DW03-0918	**Injection Volume**	10.00
Sample Type	Unknown	**Instrument Name**	QTRAP 5500
Acquisition Date	2018-10-03T07:54:03	**Data File**	18-0567.wiff
Acquisition Method	5-0369.dam	**Result Table**	18-0567_BASE
Sample Comment			

Chromatograms

Target Analytes:

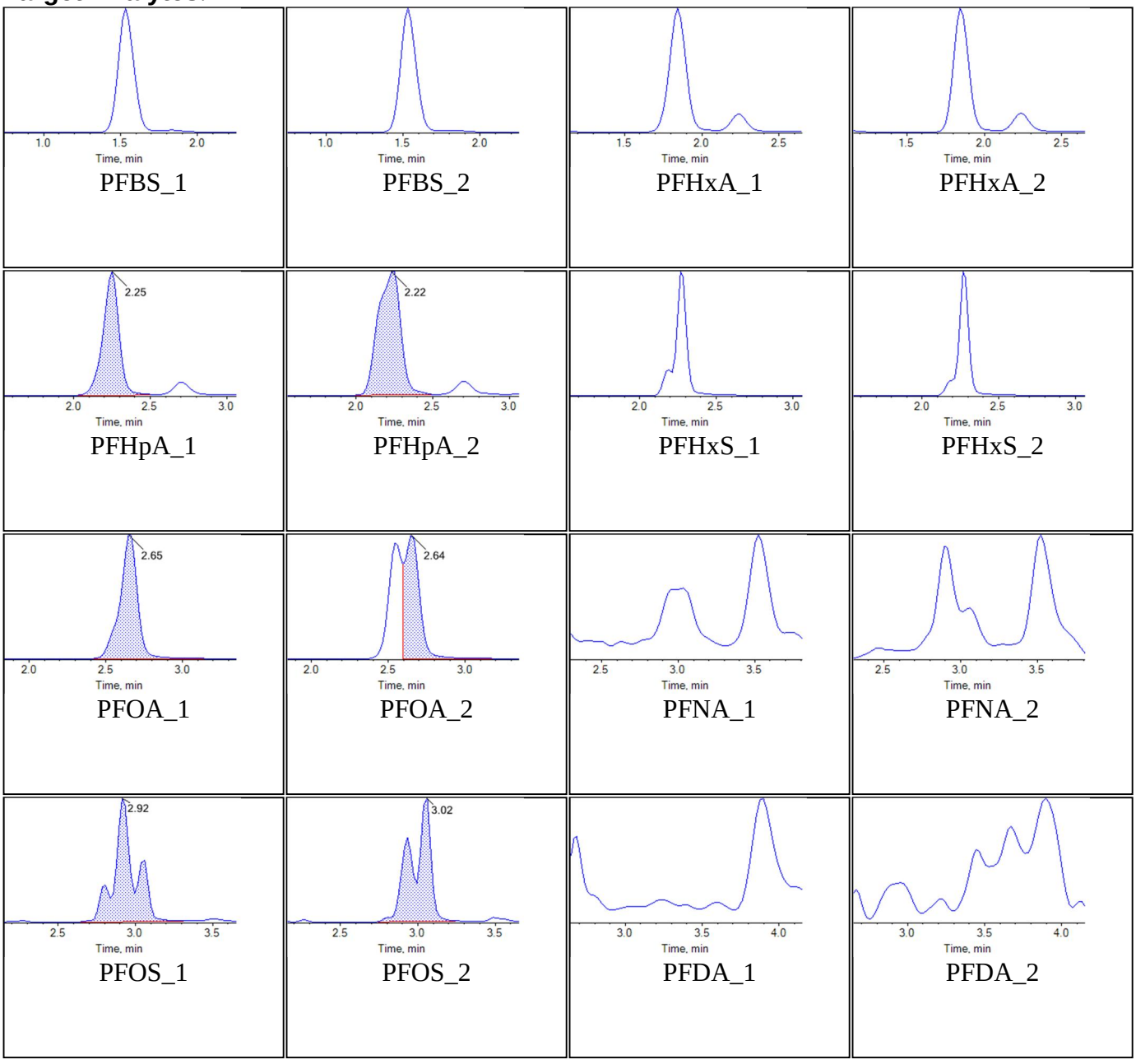

BATTELLE

Chromatogram Report

Created with Analyst Reporter
Printed: 04/10/2018 8:01:56 PM

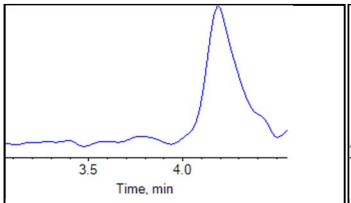

PFUnA_1

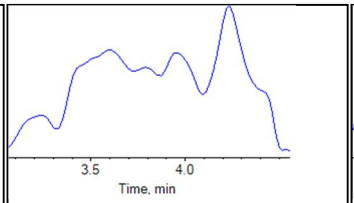

PFUnA_2

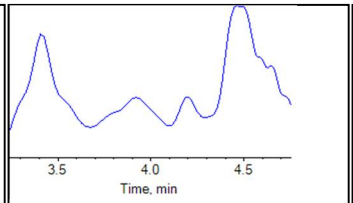

PFDoA_1

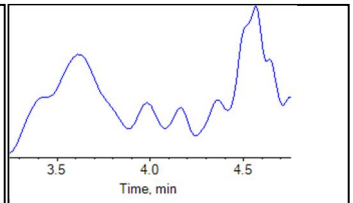

PFDoA_2

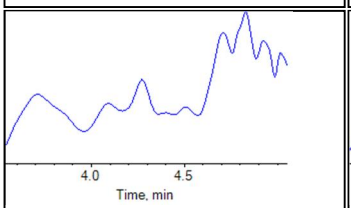

PFTrDA_1

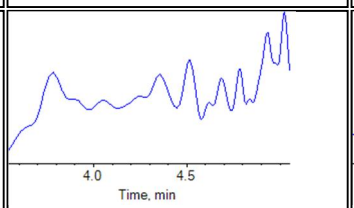

PFTrDA_2

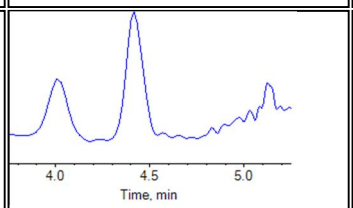

PFTeDA_1

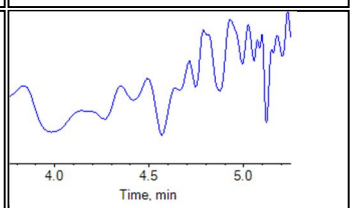

PFTeDA_2

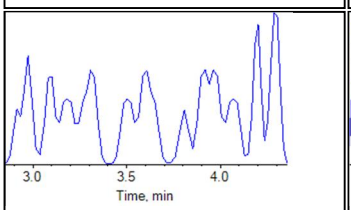

NMeFOSAA_1

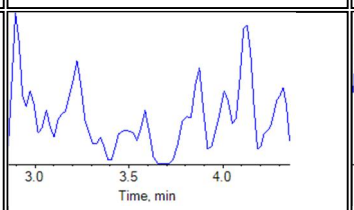

NMeFOSAA_2

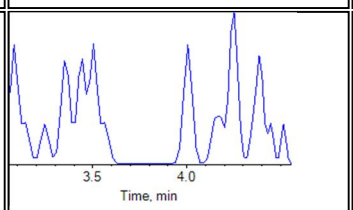

NEtFOSAA_1

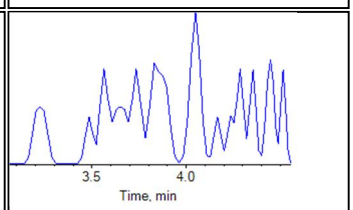

NEtFOSAA_2

Internal Standards:

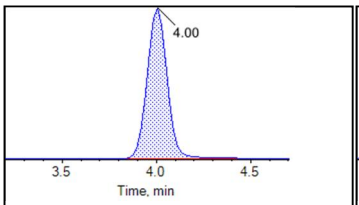

13C2-PFDoA

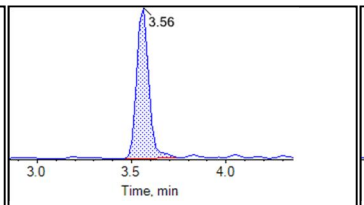

d3-MeFOSAA

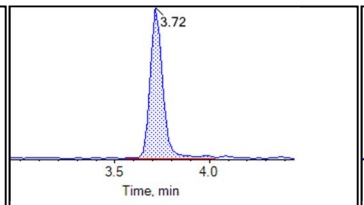

d5-EtFOSAA

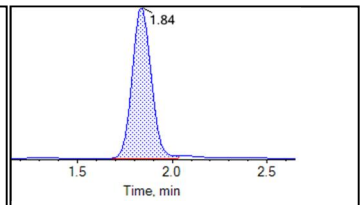

13C5-PFHxA

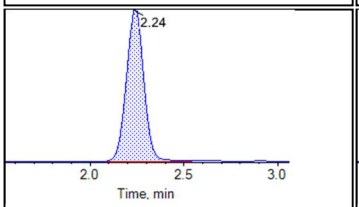

13C4-PFHpA

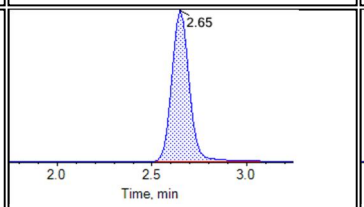

13C8-PFOA

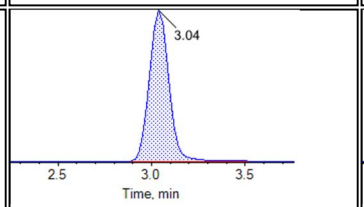

13C9-PFNA

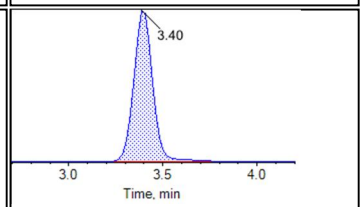

13C6-PFDA

BATTELLE

Chromatogram Report

Created with Analyst Reporter
Printed: 04/10/2018 8:01:56 PM

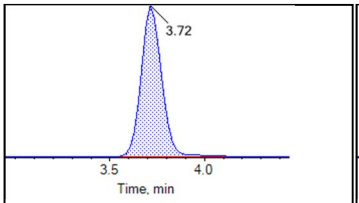

13C7-PFUnA

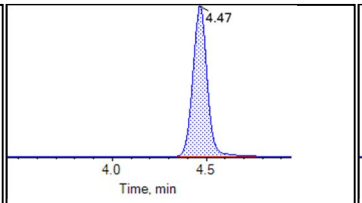

13C2-PFTeDA

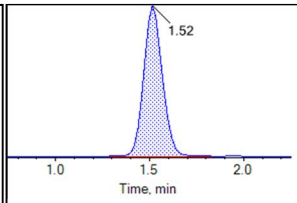

13C3-PFBS

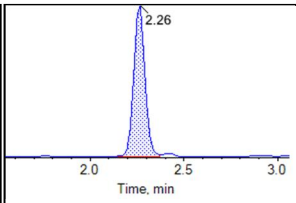

13C3-PFHxS

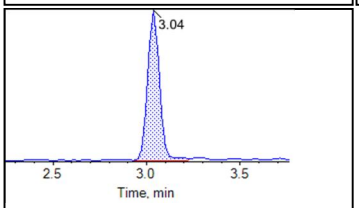

13C8-PFOS

BATTELLE

Chromatogram Report

Created with Analyst Reporter
Printed: 04/10/2018 8:02:02 PM

Sample Name	J8245-FS(0)	**Injection Vial**	10
Sample ID	VC-PM649-DW04-0918	**Injection Volume**	10.00
Sample Type	Unknown	**Instrument Name**	QTRAP 5500
Acquisition Date	2018-10-03T08:04:56	**Data File**	18-0567.wiff
Acquisition Method	5-0369.dam	**Result Table**	18-0567_BASE
Sample Comment			

Chromatograms

Target Analytes:

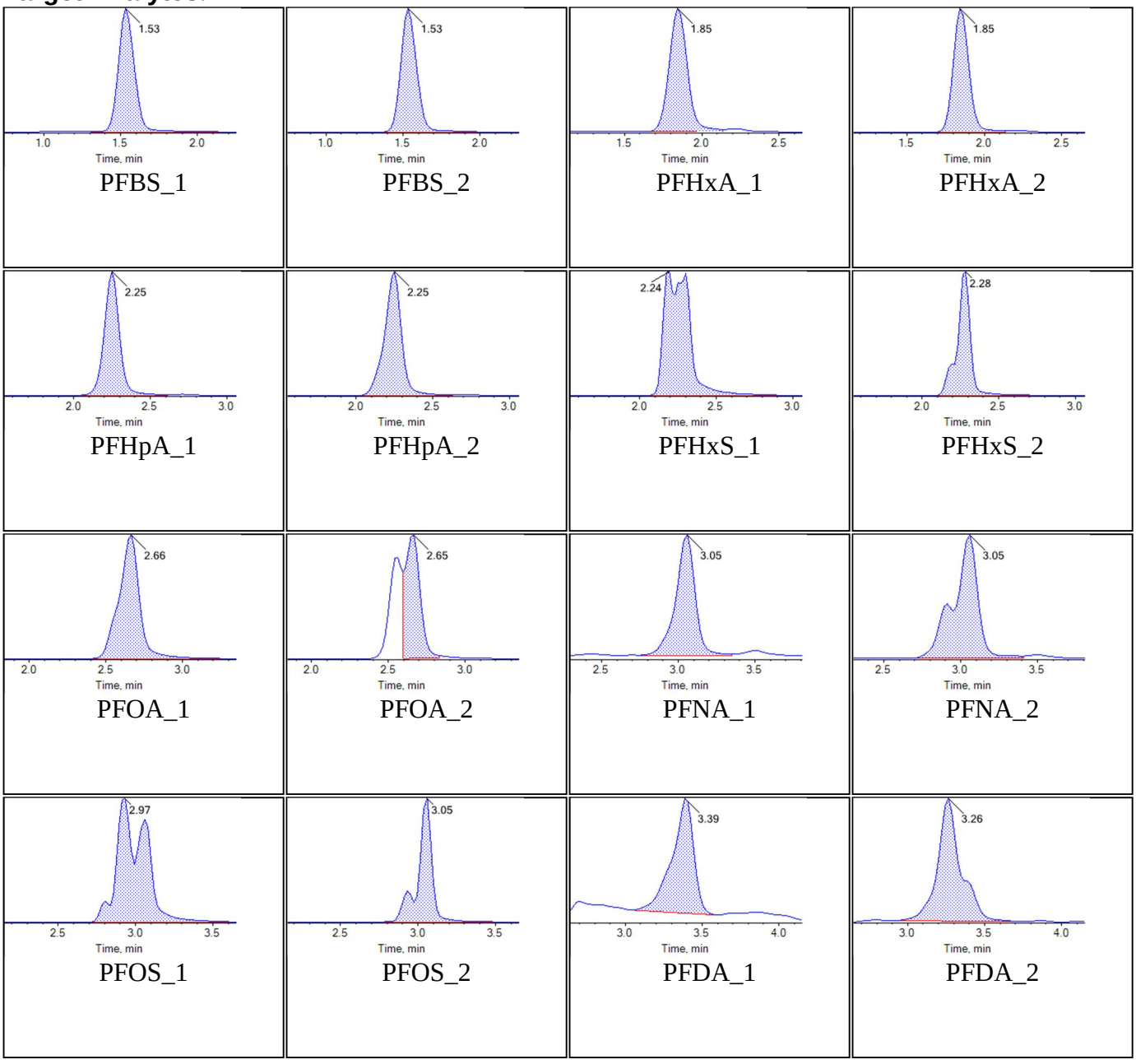

BATTELLE

Chromatogram Report

Created with Analyst Reporter
Printed: 04/10/2018 8:02:02 PM

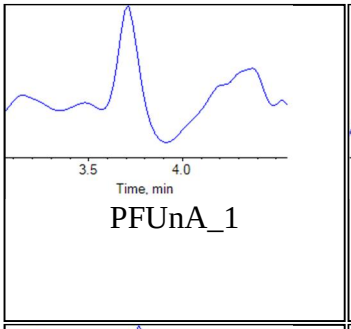

PFUnA_1

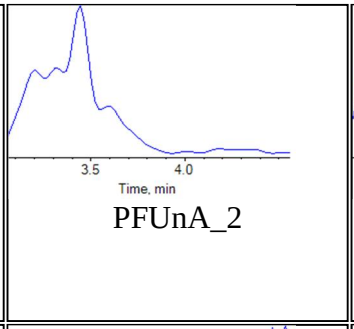

PFUnA_2

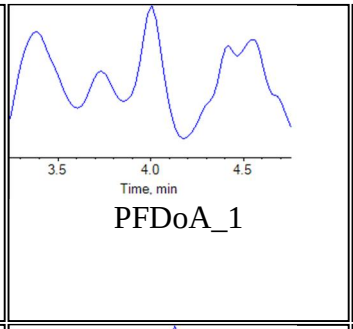

PFDoA_1

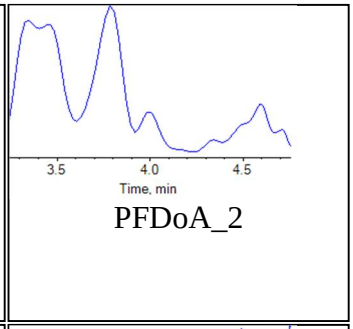

PFDoA_2

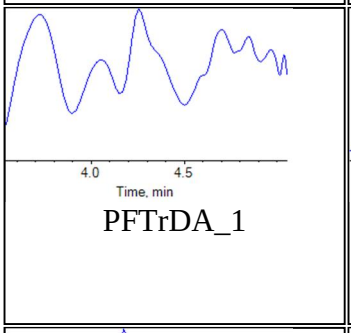

PFTrDA_1

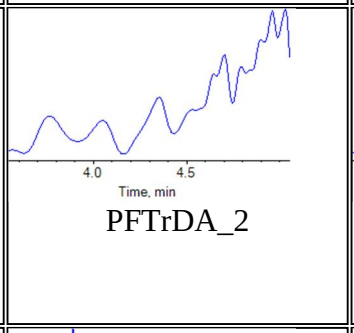

PFTrDA_2

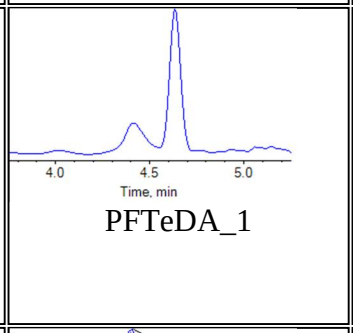

PFTeDA_1

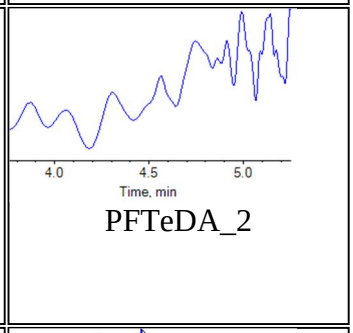

PFTeDA_2

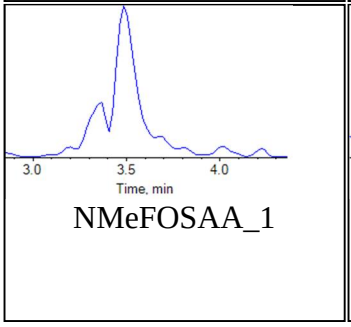

NMeFOSAA_1

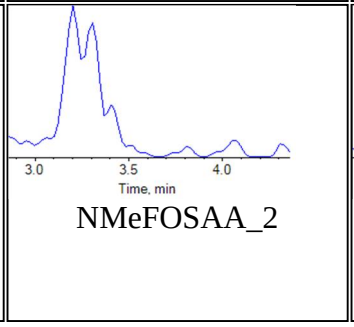

NMeFOSAA_2

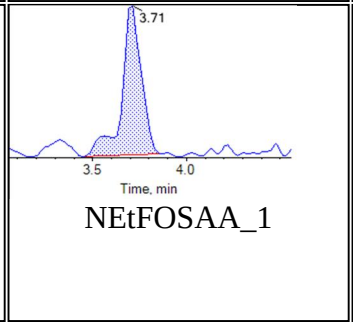

NEtFOSAA_1

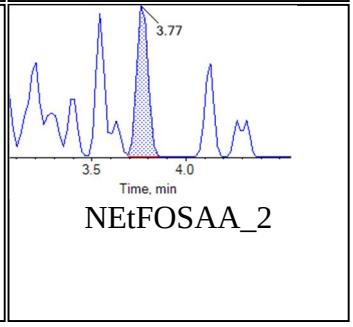

NEtFOSAA_2

Internal Standards:

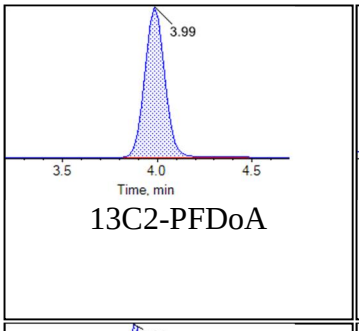

13C2-PFDoA

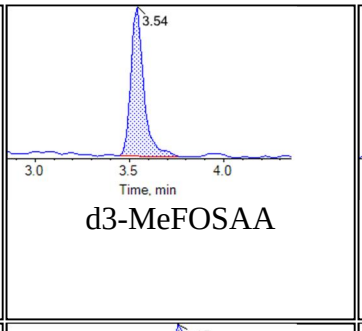

d3-MeFOSAA

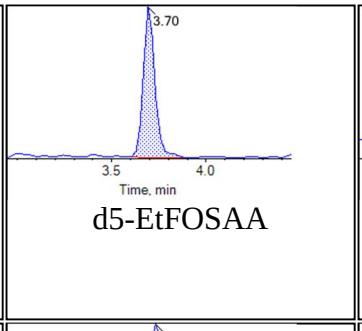

d5-EtFOSAA

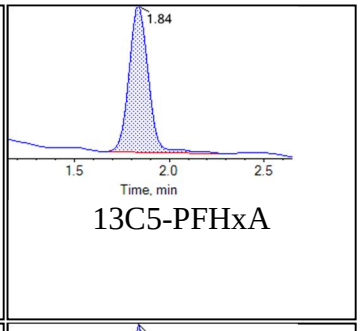

13C5-PFHxA

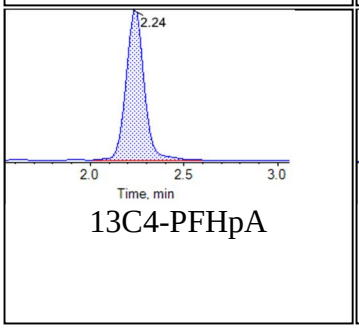

13C4-PFHpA

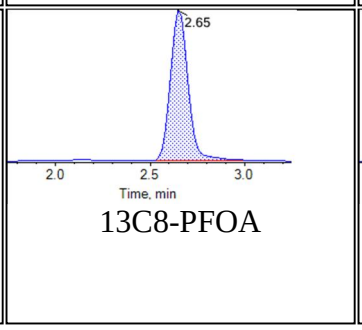

13C8-PFOA

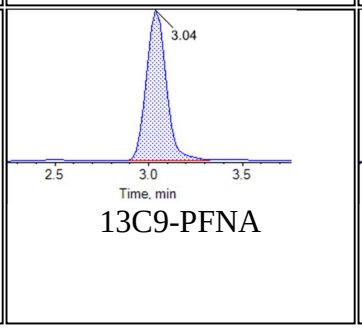

13C9-PFNA

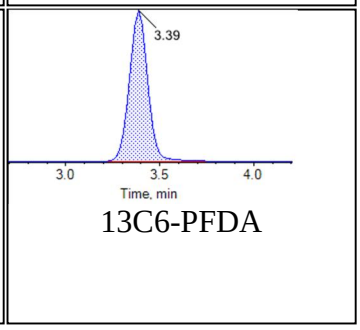

13C6-PFDA

BATTELLE

Chromatogram Report

Created with Analyst Reporter
Printed: 04/10/2018 8:02:02 PM

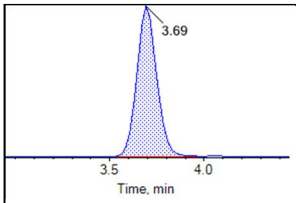

13C7-PFUnA

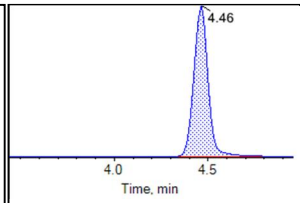

13C2-PFTeDA

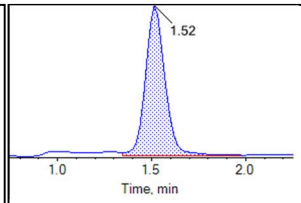

13C3-PFBS

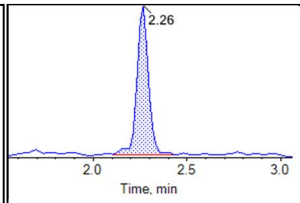

13C3-PFHxS

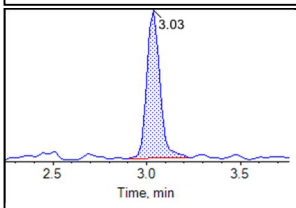

13C8-PFOS

BATTELLE

Chromatogram Report

Created with Analyst Reporter
Printed: 04/10/2018 8:02:07 PM

Sample Name	J8245-FS-D(3)	**Injection Vial**	11
Sample ID	VC-PM649-DW04-0918	**Injection Volume**	10.00
Sample Type	Unknown	**Instrument Name**	QTRAP 5500
Acquisition Date	2018-10-03T08:15:51	**Data File**	18-0567.wiff
Acquisition Method	5-0369.dam	**Result Table**	18-0567_BASE
Sample Comment			

Chromatograms

Target Analytes:

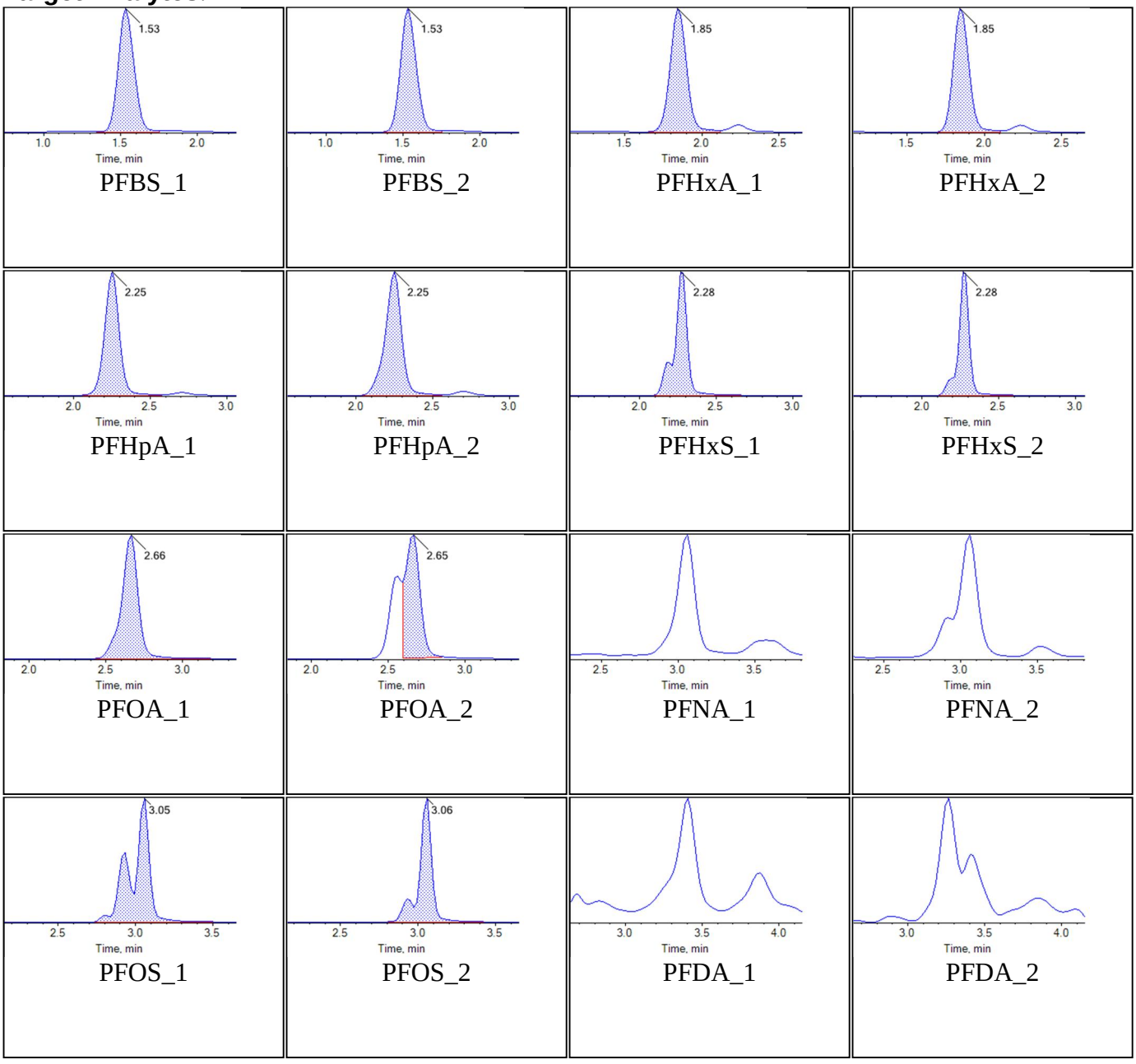

BATTELLE

Chromatogram Report

Created with Analyst Reporter
Printed: 04/10/2018 8:02:07 PM

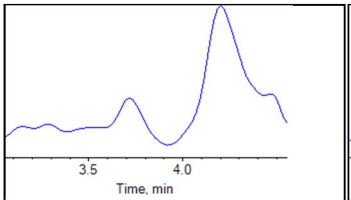

PFUnA_1

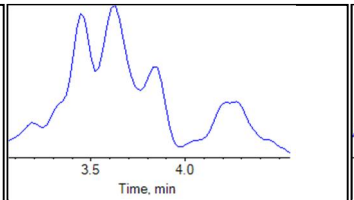

PFUnA_2

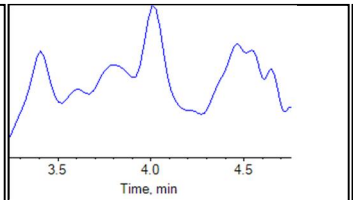

PFDoA_1

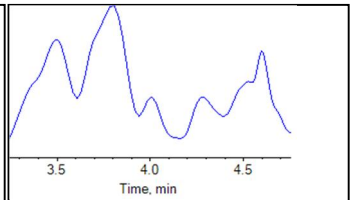

PFDoA_2

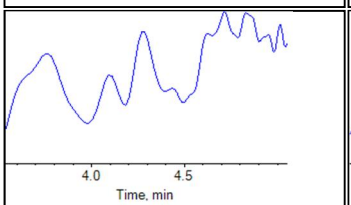

PFTrDA_1

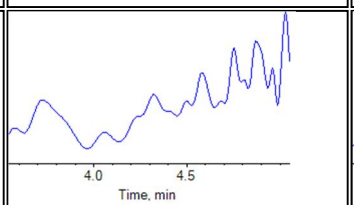

PFTrDA_2

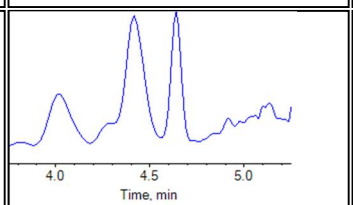

PFTeDA_1

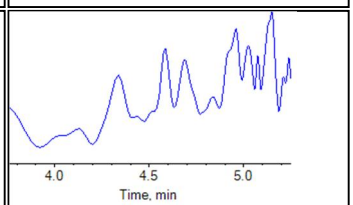

PFTeDA_2

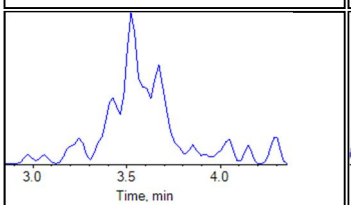

NMeFOSAA_1

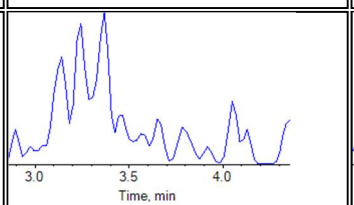

NMeFOSAA_2

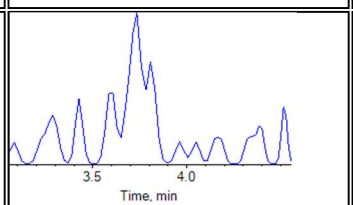

NEtFOSAA_1

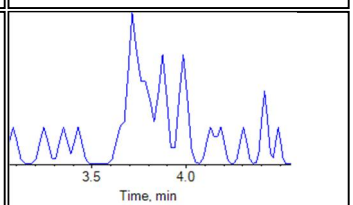

NEtFOSAA_2

Internal Standards:

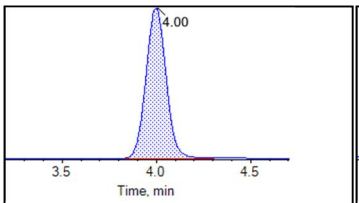

13C2-PFDoA

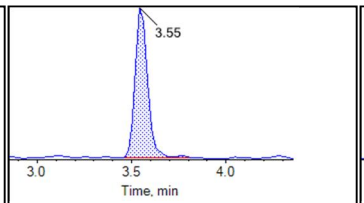

d3-MeFOSAA

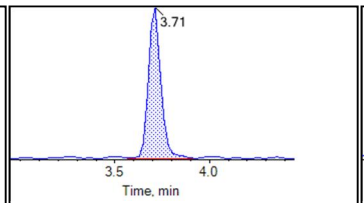

d5-EtFOSAA

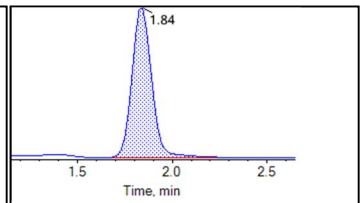

13C5-PFHxA

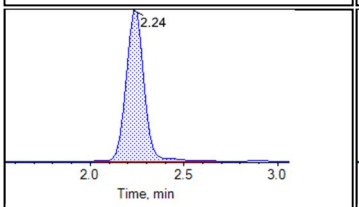

13C4-PFHpA

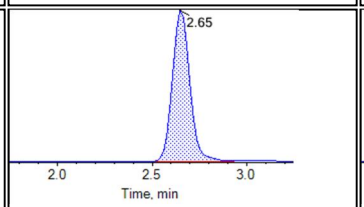

13C8-PFOA

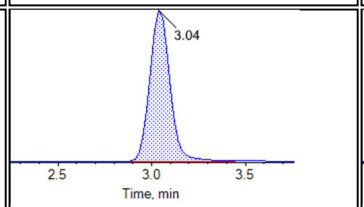

13C9-PFNA

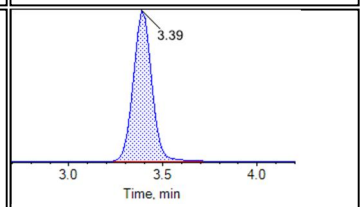

13C6-PFDA

BATTELLE

Chromatogram Report

Created with Analyst Reporter
Printed: 04/10/2018 8:02:07 PM

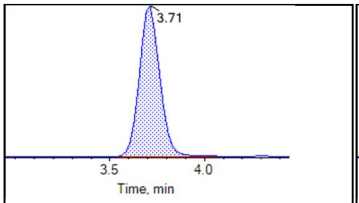

13C7-PFUnA

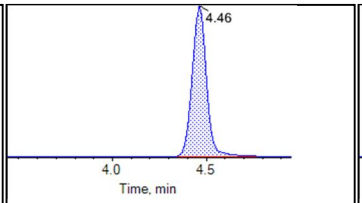

13C2-PFTeDA

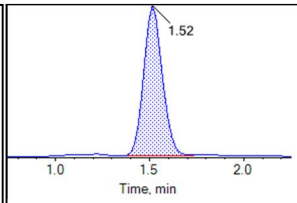

13C3-PFBS

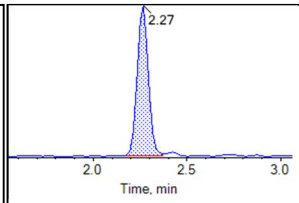

13C3-PFHxS

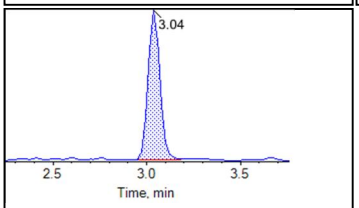

13C8-PFOS

BATTELLE

Chromatogram Report

Created with Analyst Reporter
Printed: 04/10/2018 8:02:13 PM

Sample Name	J8245-FS-D(5)	**Injection Vial**	12
Sample ID	VC-PM649-DW04-0918	**Injection Volume**	10.00
Sample Type	Unknown	**Instrument Name**	QTRAP 5500
Acquisition Date	2018-10-03T08:26:44	**Data File**	18-0567.wiff
Acquisition Method	5-0369.dam	**Result Table**	18-0567_BASE
Sample Comment			

Chromatograms

Target Analytes:

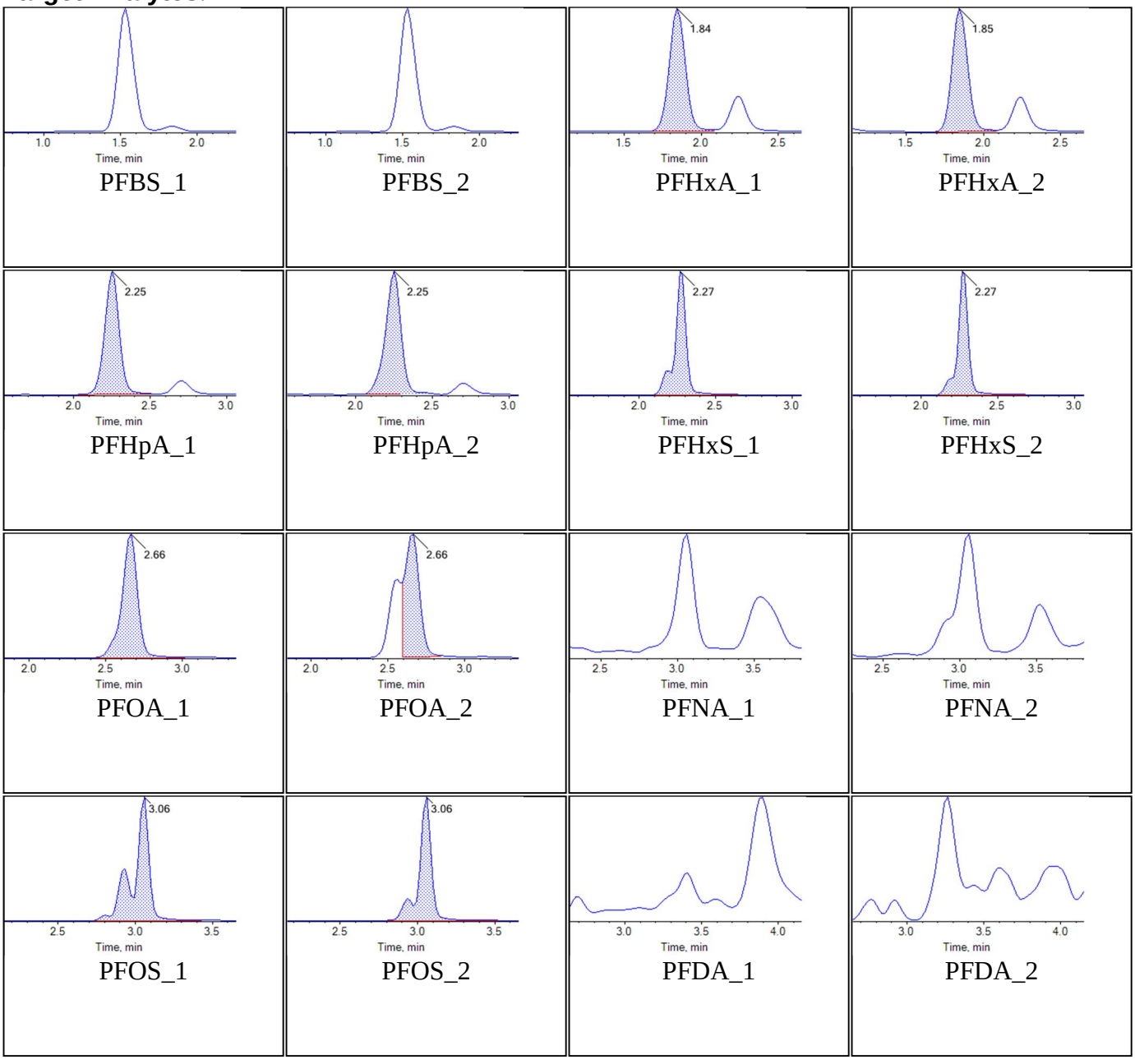

BATTELLE

Chromatogram Report

Created with Analyst Reporter
Printed: 04/10/2018 8:02:13 PM

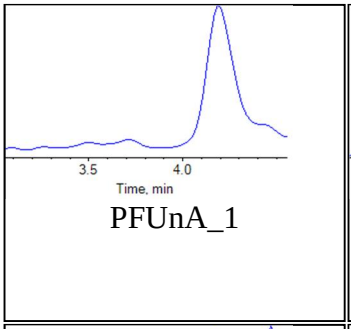

PFUnA_1

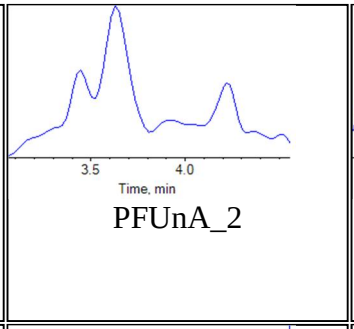

PFUnA_2

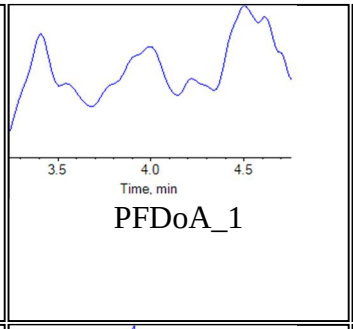

PFDoA_1

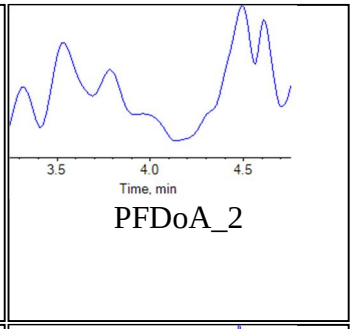

PFDoA_2

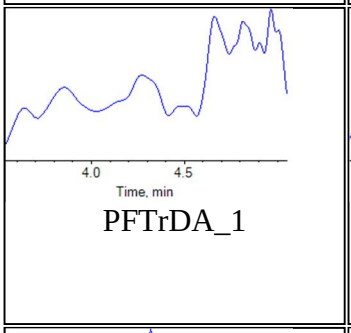

PFTrDA_1

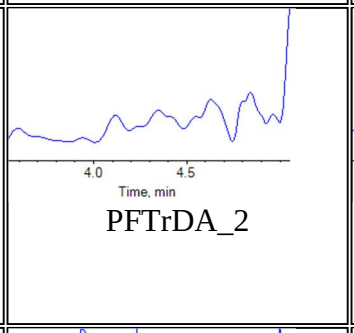

PFTrDA_2

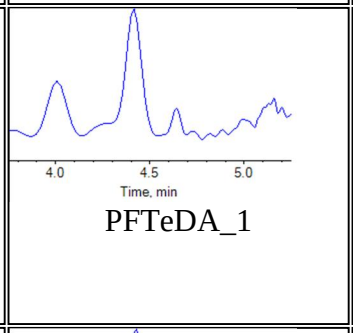

PFTeDA_1

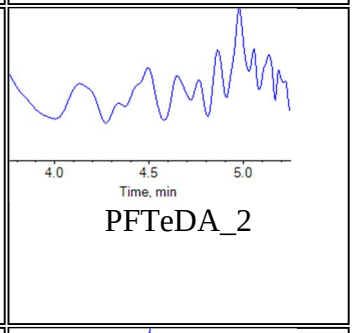

PFTeDA_2

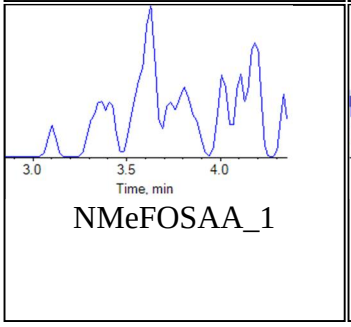

NMeFOSAA_1

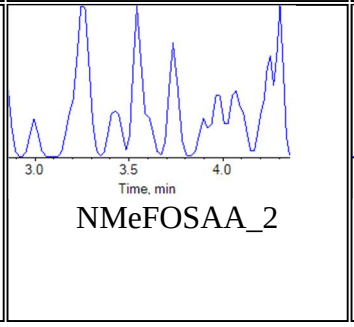

NMeFOSAA_2

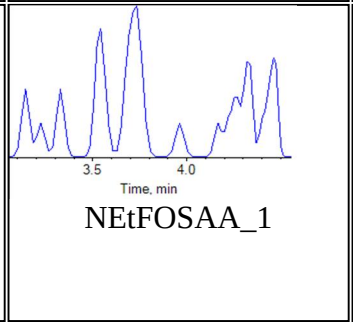

NEtFOSAA_1

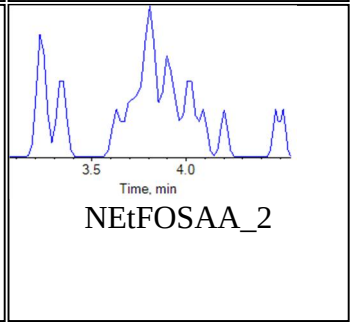

NEtFOSAA_2

Internal Standards:

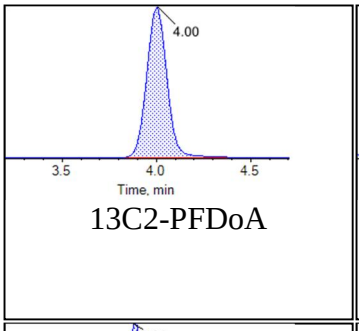

13C2-PFDoA

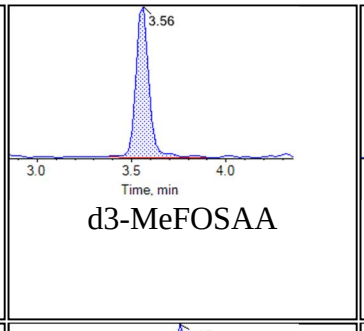

d3-MeFOSAA

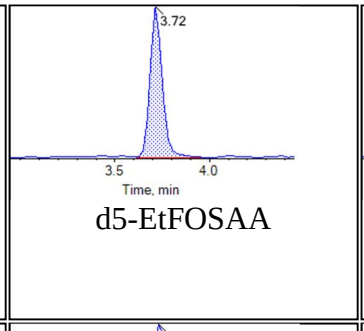

d5-EtFOSAA

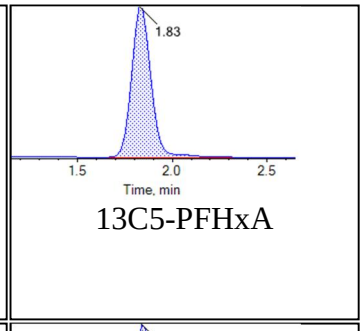

13C5-PFHxA

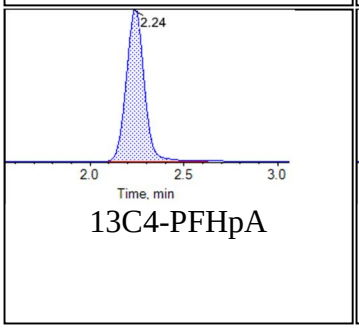

13C4-PFHpA

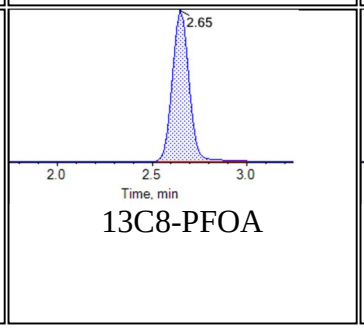

13C8-PFOA

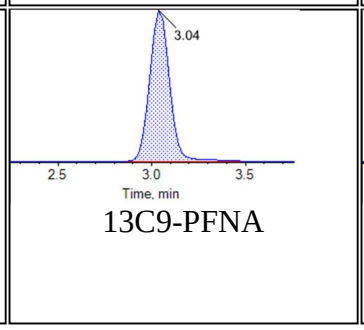

13C9-PFNA

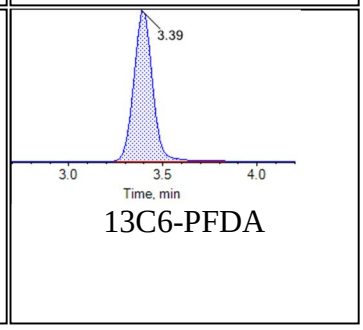

13C6-PFDA

BATTELLE

Chromatogram Report

Created with Analyst Reporter
Printed: 04/10/2018 8:02:13 PM

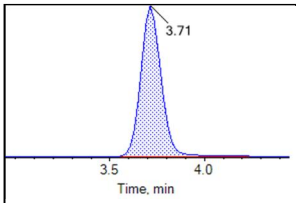

13C7-PFUnA

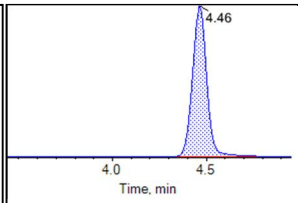

13C2-PFTeDA

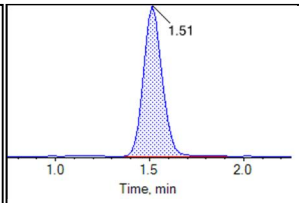

13C3-PFBS

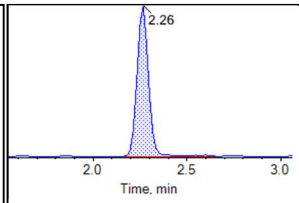

13C3-PFHxS

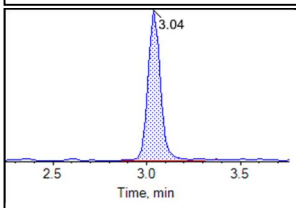

13C8-PFOS

BATTELLE

Chromatogram Report

Created with Analyst Reporter
Printed: 04/10/2018 8:02:19 PM

Sample Name	J8245-FS-D(7)	**Injection Vial**	13
Sample ID	VC-PM649-DW04-0918	**Injection Volume**	10.00
Sample Type	Unknown	**Instrument Name**	QTRAP 5500
Acquisition Date	2018-10-03T08:37:38	**Data File**	18-0567.wiff
Acquisition Method	5-0369.dam	**Result Table**	18-0567_BASE
Sample Comment			

Chromatograms

Target Analytes:

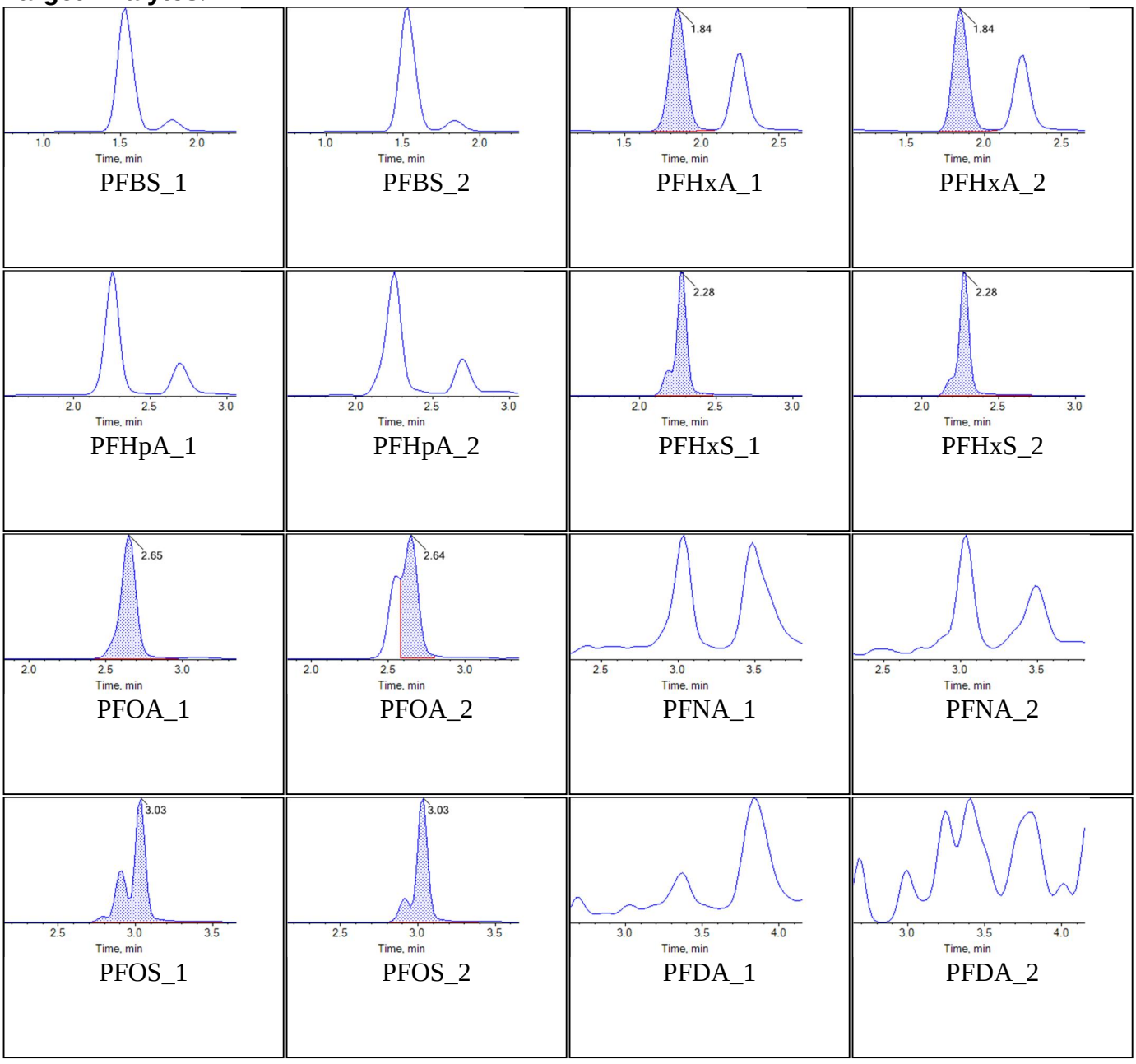

BATTELLE

Chromatogram Report

Created with Analyst Reporter
Printed: 04/10/2018 8:02:19 PM

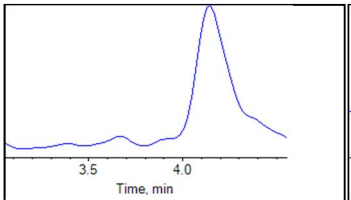

PFUnA_1

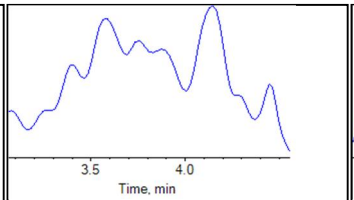

PFUnA_2

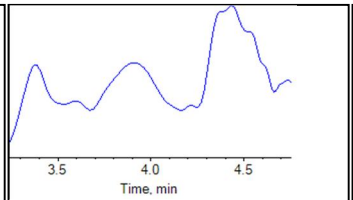

PFDoA_1

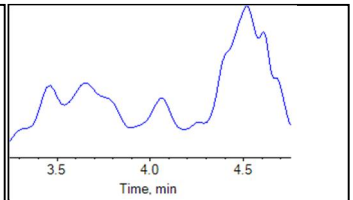

PFDoA_2

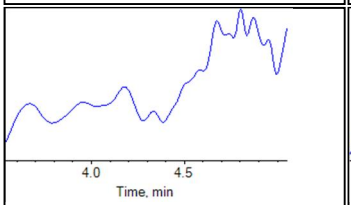

PFTrDA_1

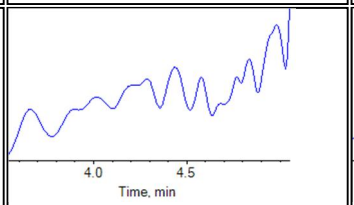

PFTrDA_2

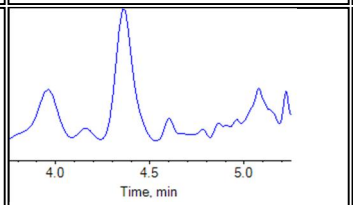

PFTeDA_1

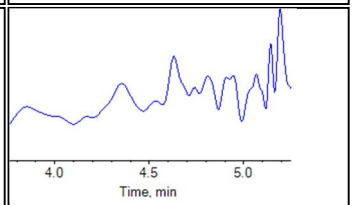

PFTeDA_2

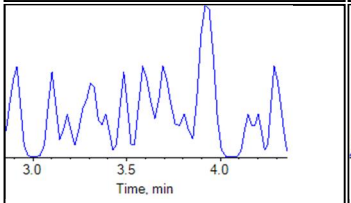

NMeFOSAA_1

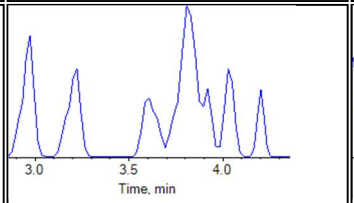

NMeFOSAA_2

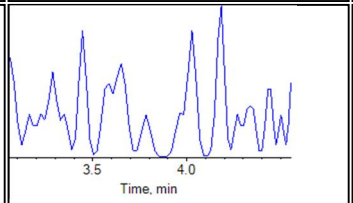

NEtFOSAA_1

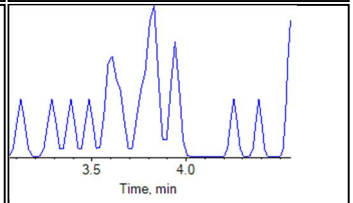

NEtFOSAA_2

Internal Standards:

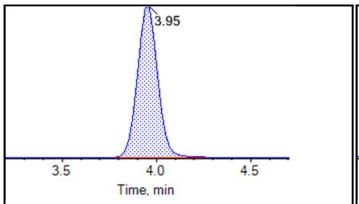

13C2-PFDoA

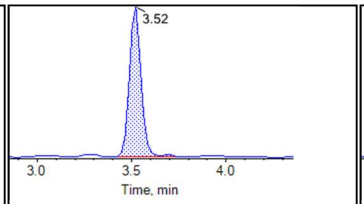

d3-MeFOSAA

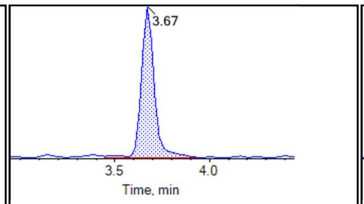

d5-EtFOSAA

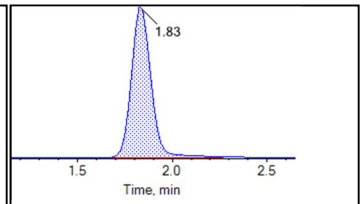

13C5-PFHxA

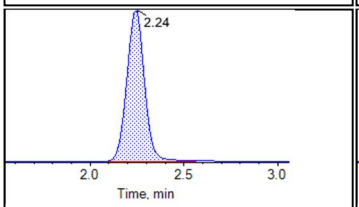

13C4-PFHpA

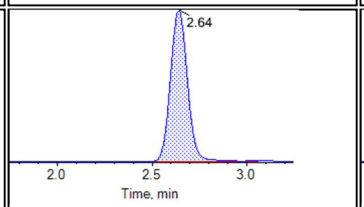

13C8-PFOA

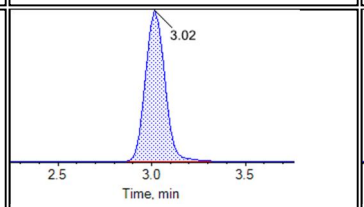

13C9-PFNA

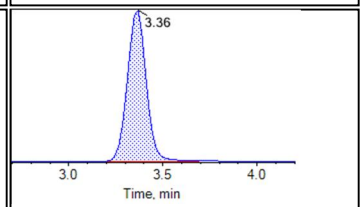

13C6-PFDA

BATTELLE

Chromatogram Report

Created with Analyst Reporter
Printed: 04/10/2018 8:02:19 PM

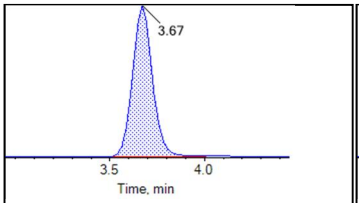

13C7-PFUnA

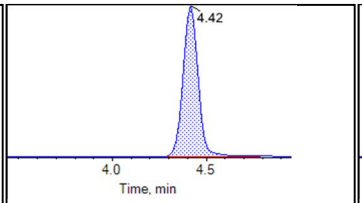

13C2-PFTeDA

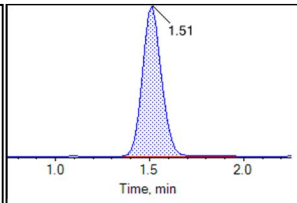

13C3-PFBS

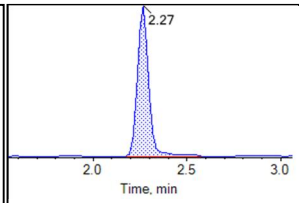

13C3-PFHxS

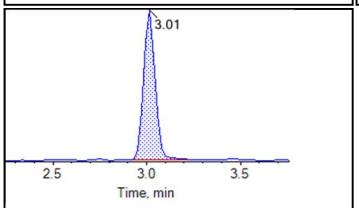

13C8-PFOS

BATTELLE

Chromatogram Report

Created with Analyst Reporter
Printed: 04/10/2018 8:02:25 PM

Sample Name	J8243-FS(0)	**Injection Vial**	14
Sample ID	VC-PM649-DW02-0918	**Injection Volume**	10.00
Sample Type	Unknown	**Instrument Name**	QTRAP 5500
Acquisition Date	2018-10-03T08:48:31	**Data File**	18-0567.wiff
Acquisition Method	5-0369.dam	**Result Table**	18-0567_BASE
Sample Comment			

Chromatograms

Target Analytes:

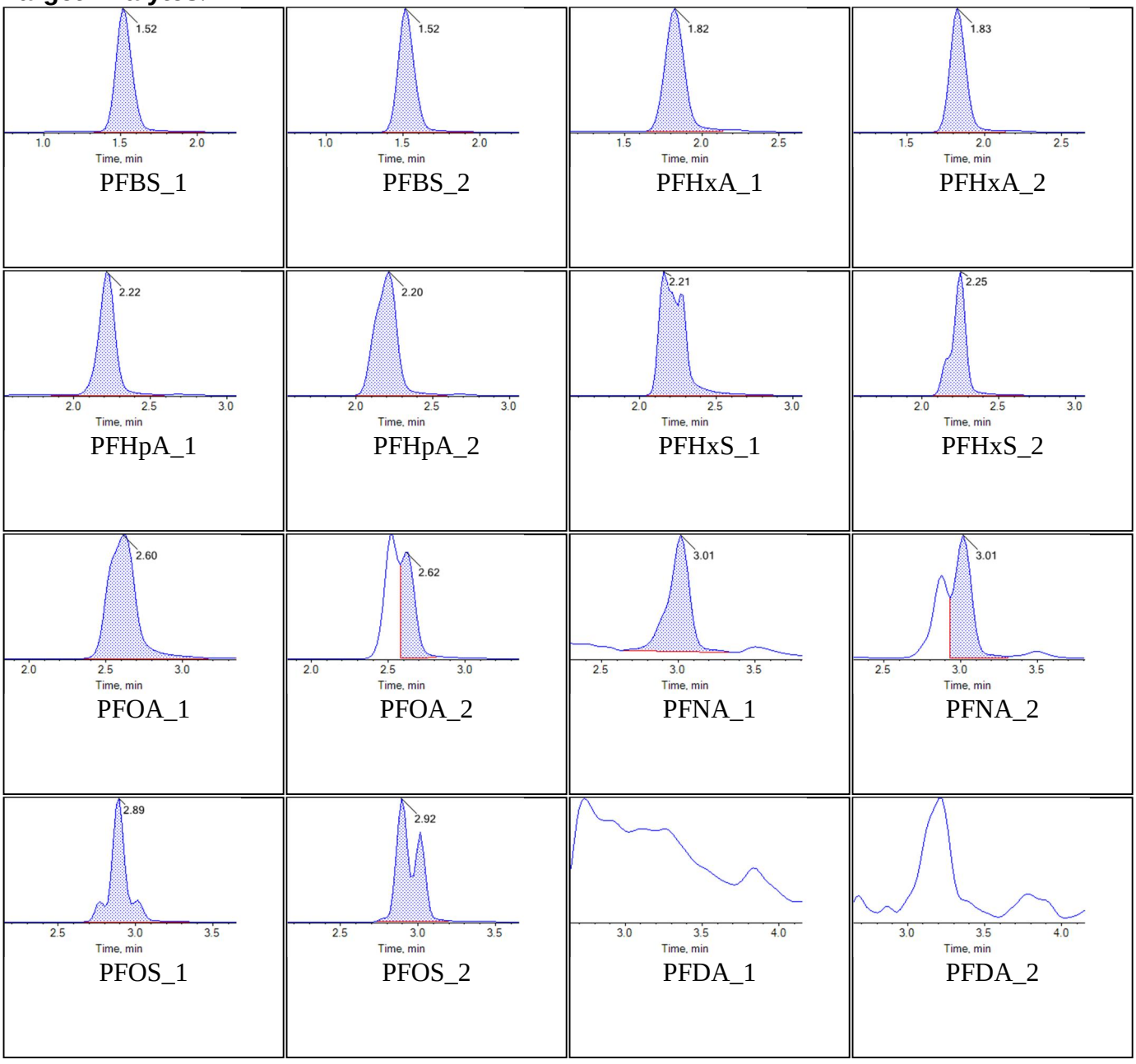

BATTELLE

Chromatogram Report

Created with Analyst Reporter
Printed: 04/10/2018 8:02:25 PM

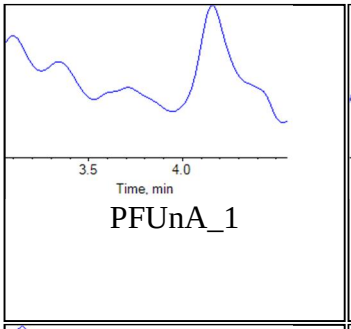

PFUnA_1

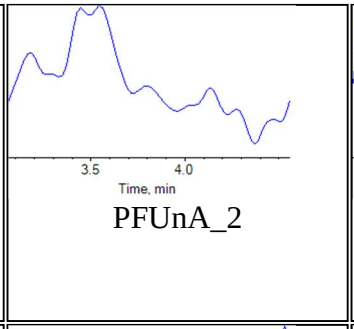

PFUnA_2

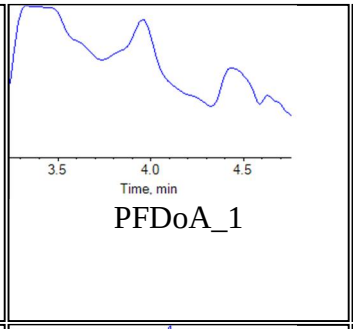

PFDoA_1

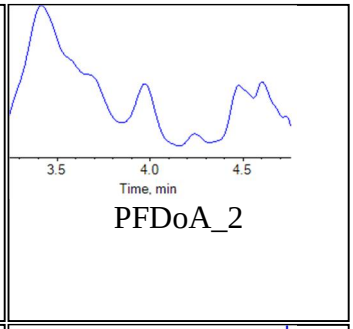

PFDoA_2

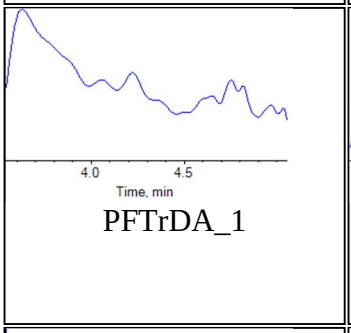

PFTrDA_1

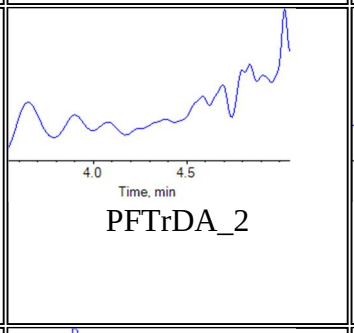

PFTrDA_2

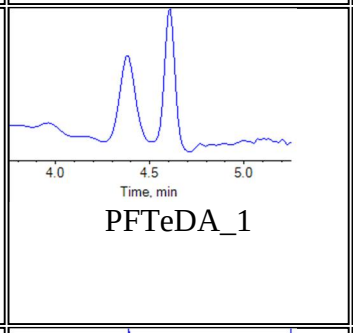

PFTeDA_1

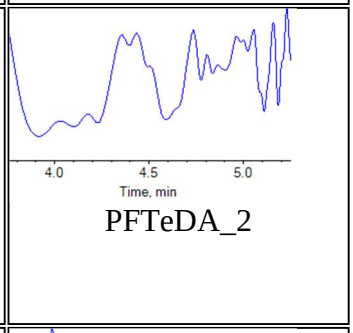

PFTeDA_2

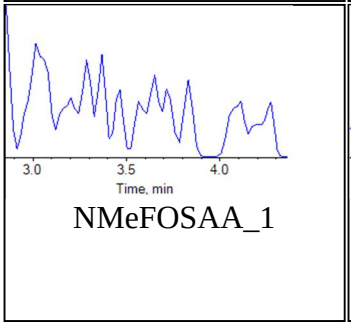

NMeFOSAA_1

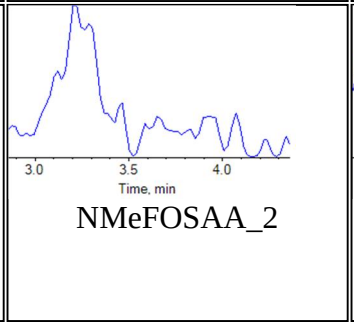

NMeFOSAA_2

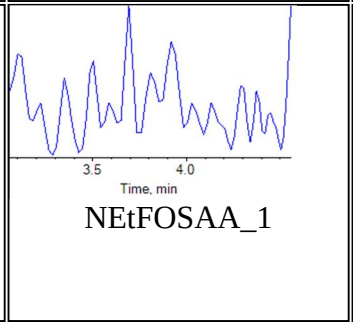

NEtFOSAA_1

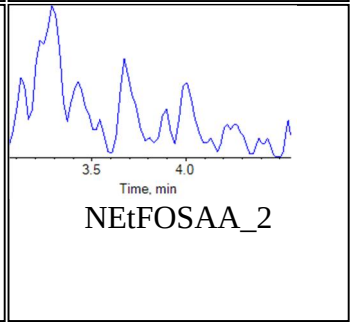

NEtFOSAA_2

Internal Standards:

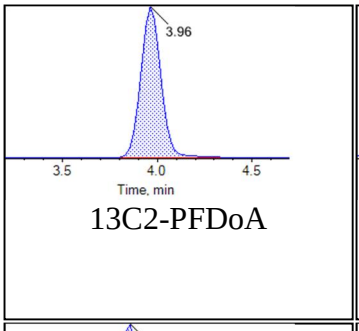

13C2-PFDoA

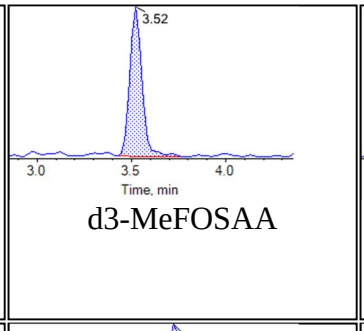

d3-MeFOSAA

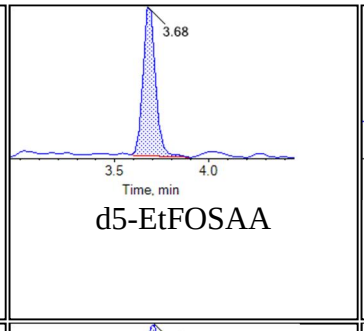

d5-EtFOSAA

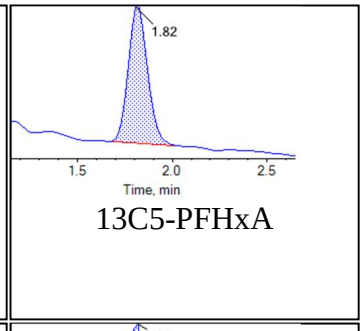

13C5-PFHxA

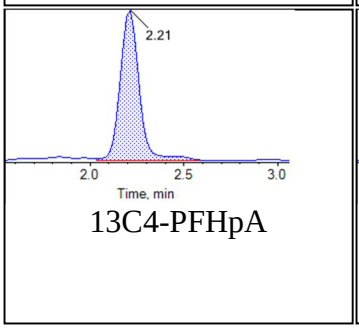

13C4-PFHpA

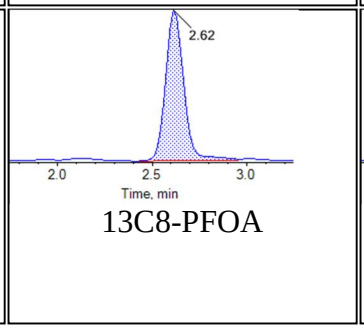

13C8-PFOA

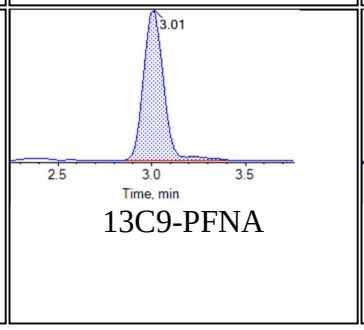

13C9-PFNA

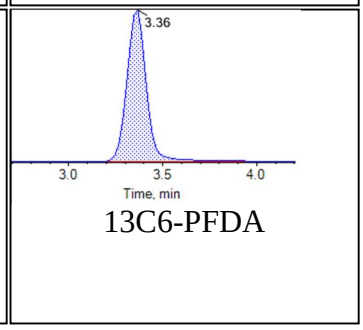

13C6-PFDA

BATTELLE

Chromatogram Report

Created with Analyst Reporter
Printed: 04/10/2018 8:02:25 PM

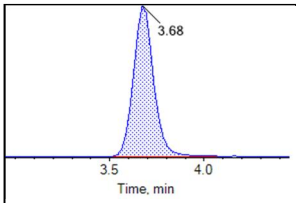

13C7-PFUnA

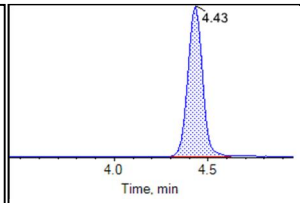

13C2-PFTeDA

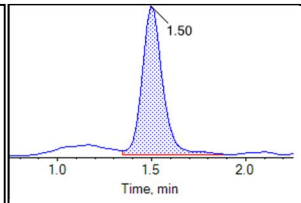

13C3-PFBS

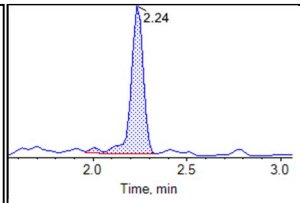

13C3-PFHxS

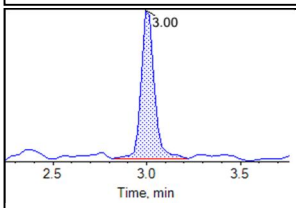

13C8-PFOS

BATTELLE

Chromatogram Report

Created with Analyst Reporter
Printed: 04/10/2018 8:02:30 PM

Sample Name	J8243-FS-D(3)	**Injection Vial**	15
Sample ID	VC-PM649-DW02-0918	**Injection Volume**	10.00
Sample Type	Unknown	**Instrument Name**	QTRAP 5500
Acquisition Date	2018-10-03T08:59:24	**Data File**	18-0567.wiff
Acquisition Method	5-0369.dam	**Result Table**	18-0567_BASE
Sample Comment			

Chromatograms

Target Analytes:

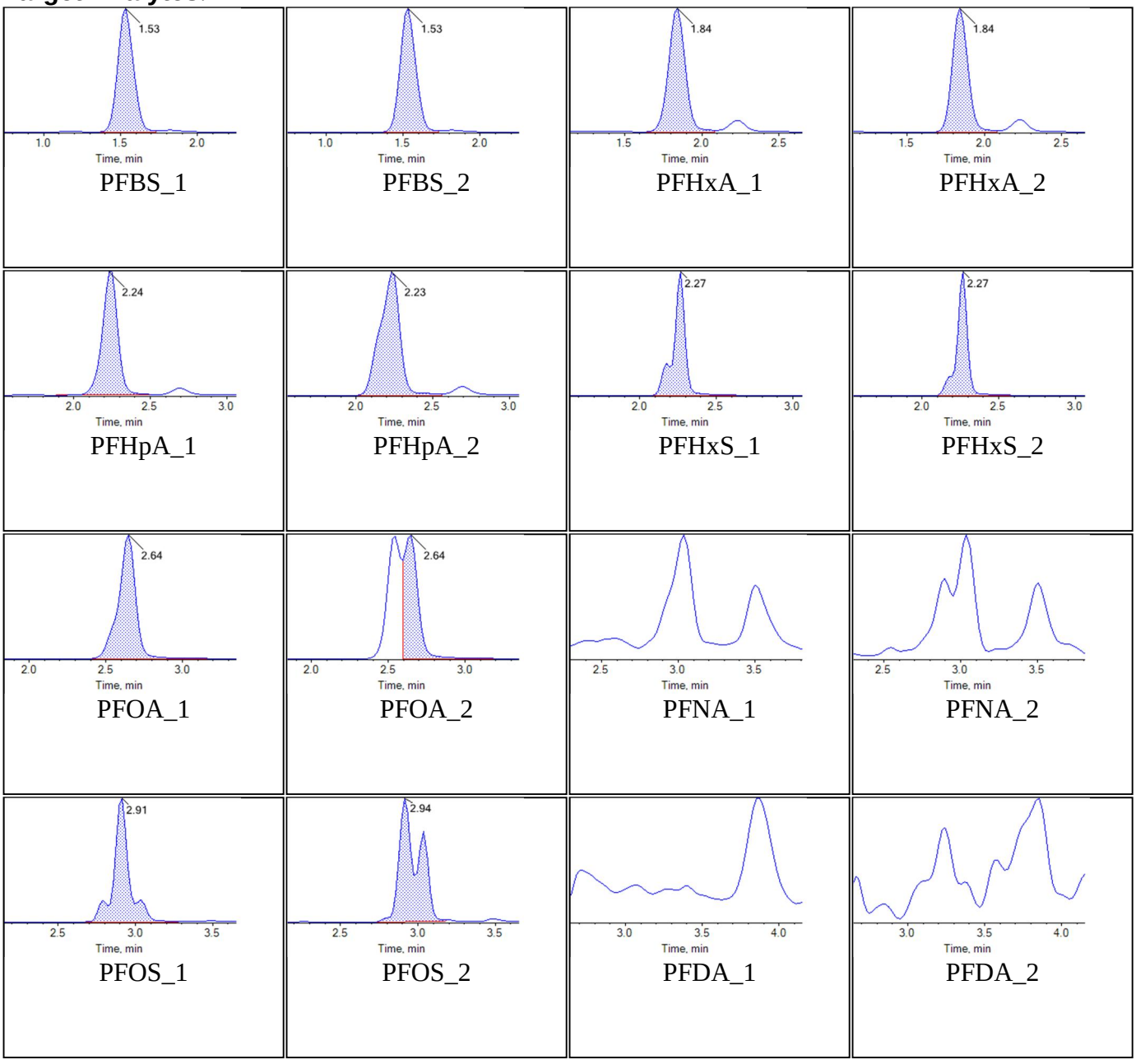

BATTELLE

Chromatogram Report

Created with Analyst Reporter
Printed: 04/10/2018 8:02:30 PM

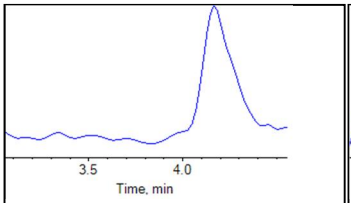

PFUnA_1

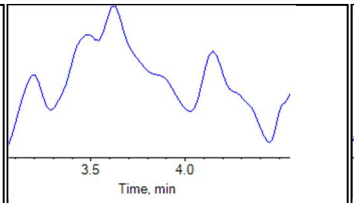

PFUnA_2

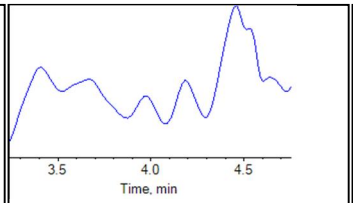

PFDoA_1

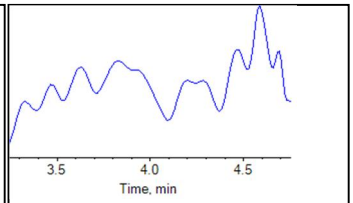

PFDoA_2

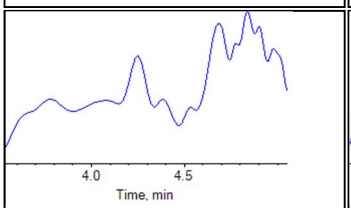

PFTrDA_1

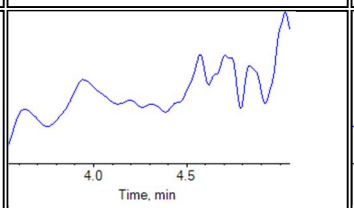

PFTrDA_2

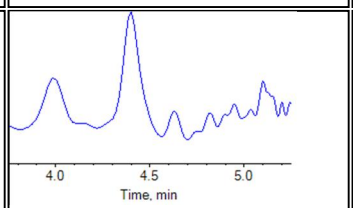

PFTeDA_1

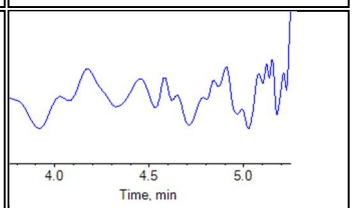

PFTeDA_2

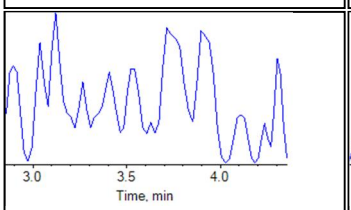

NMeFOSAA_1

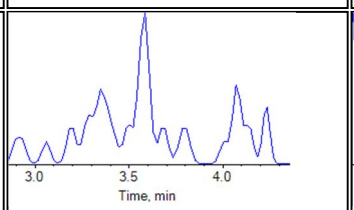

NMeFOSAA_2

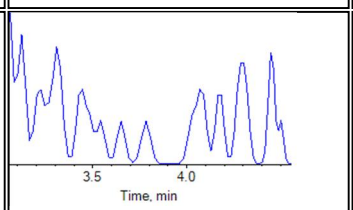

NEtFOSAA_1

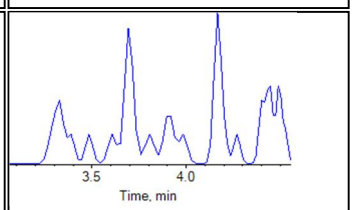

NEtFOSAA_2

Internal Standards:

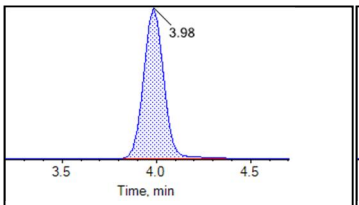

13C2-PFDoA

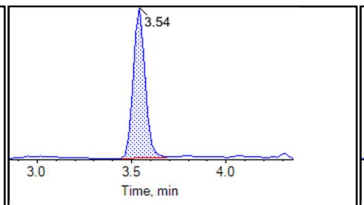

d3-MeFOSAA

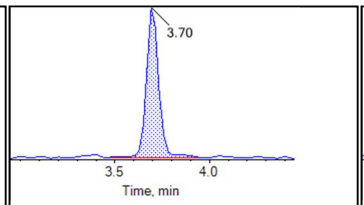

d5-EtFOSAA

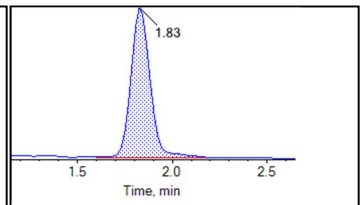

13C5-PFHxA

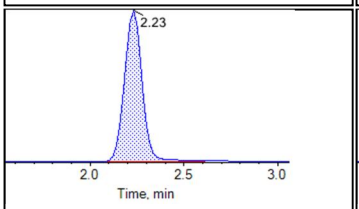

13C4-PFHpA

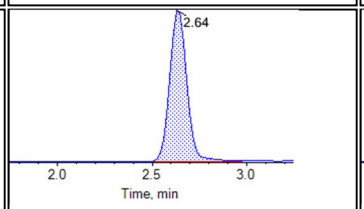

13C8-PFOA

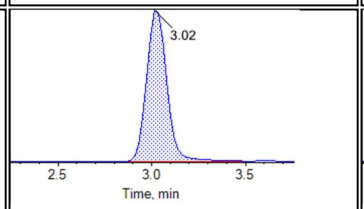

13C9-PFNA

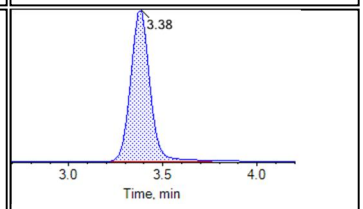

13C6-PFDA

BATTELLE

Chromatogram Report

Created with Analyst Reporter
Printed: 04/10/2018 8:02:30 PM

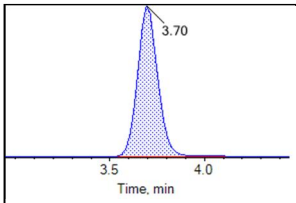

13C7-PFUnA

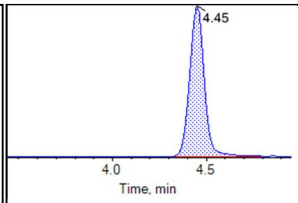

13C2-PFTeDA

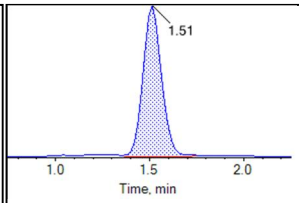

13C3-PFBS

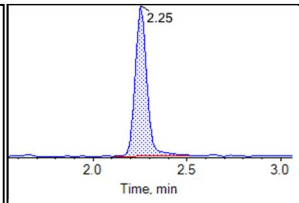

13C3-PFHxS

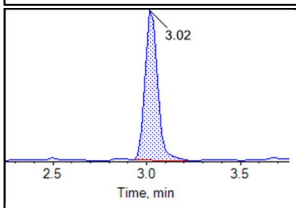

13C8-PFOS

BATTELLE

Chromatogram Report

Created with Analyst Reporter
Printed: 04/10/2018 8:02:35 PM

Sample Name	KB85 CCV	**Injection Vial**	17
Sample ID	CCV	**Injection Volume**	10.00
Sample Type	Quality Control	**Instrument Name**	QTRAP 5500
Acquisition Date	2018-10-03T09:21:11	**Data File**	18-0567.wiff
Acquisition Method	5-0369.dam	**Result Table**	18-0567_BASE
Sample Comment			

Chromatograms

Target Analytes:

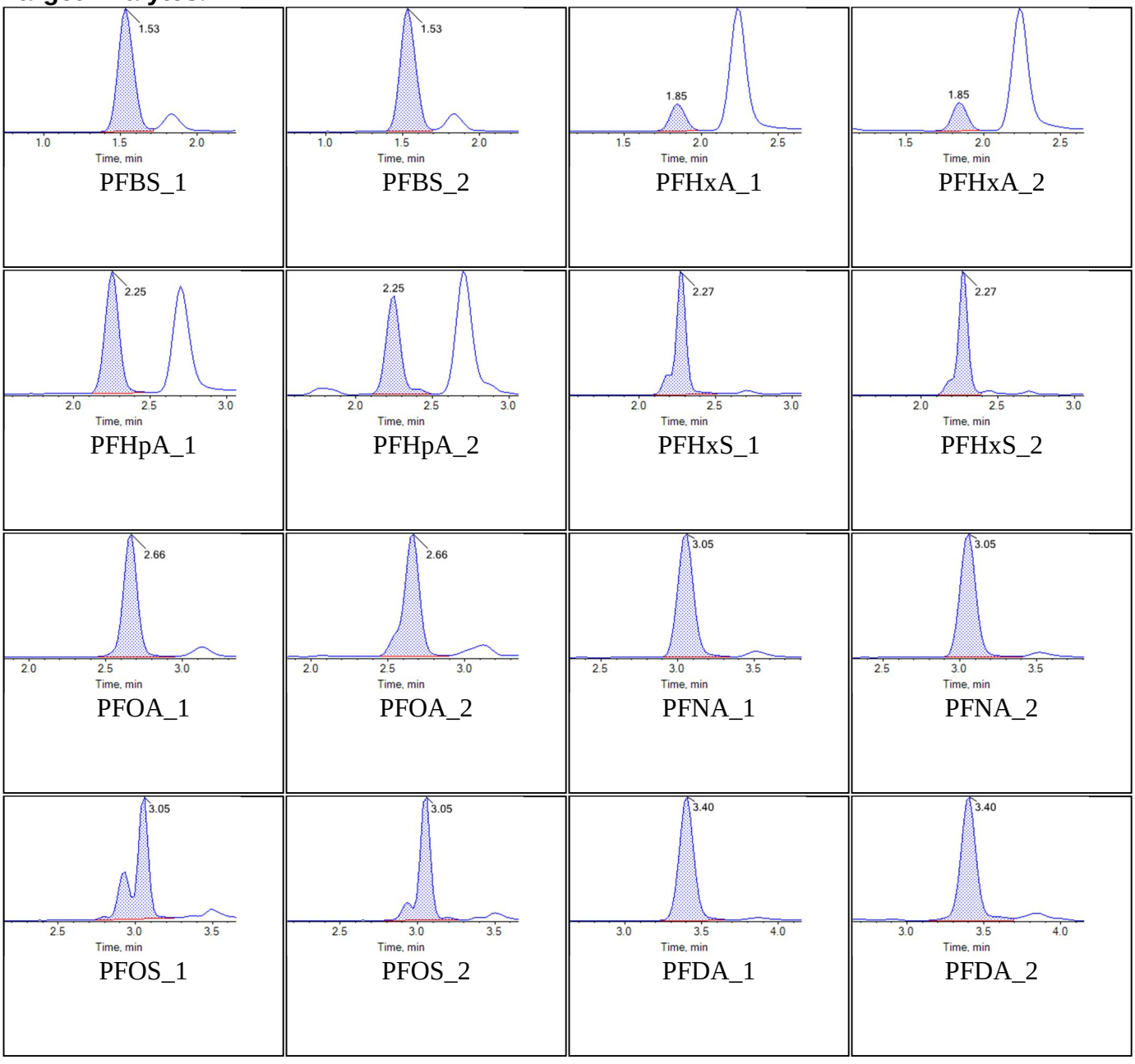

BATTELLE

Chromatogram Report

Created with Analyst Reporter
Printed: 04/10/2018 8:02:35 PM

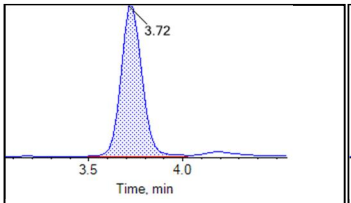

PFUnA_1

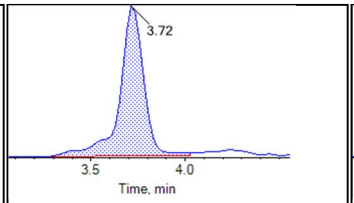

PFUnA_2

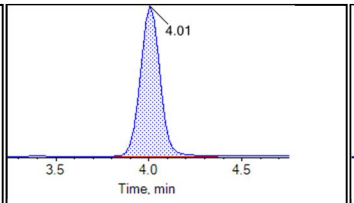

PFDoA_1

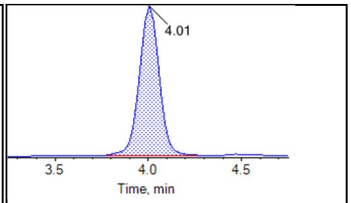

PFDoA_2

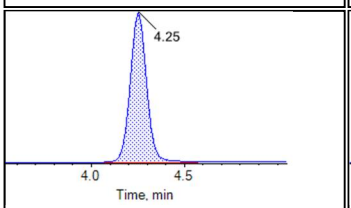

PFTrDA_1

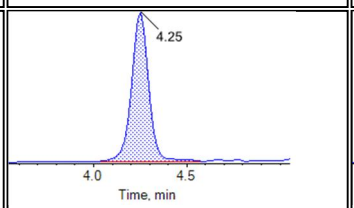

PFTrDA_2

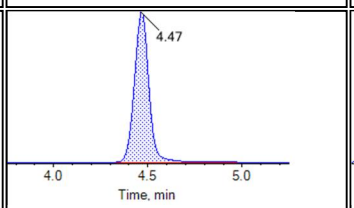

PFTeDA_1

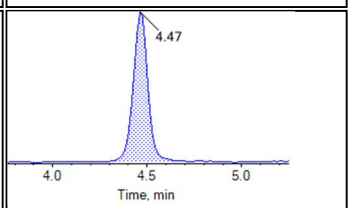

PFTeDA_2

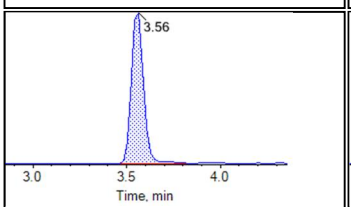

NMeFOSAA_1

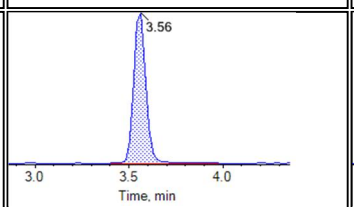

NMeFOSAA_2

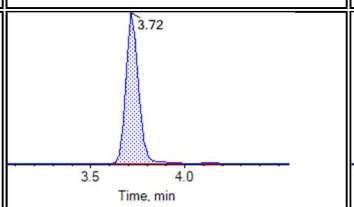

NEtFOSAA_1

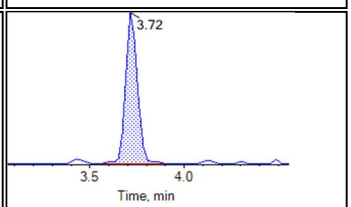

NEtFOSAA_2

Internal Standards:

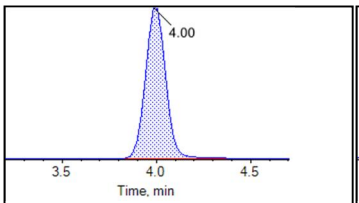

13C2-PFDoA

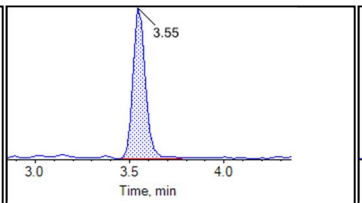

d3-MeFOSAA

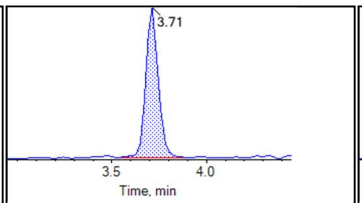

d5-EtFOSAA

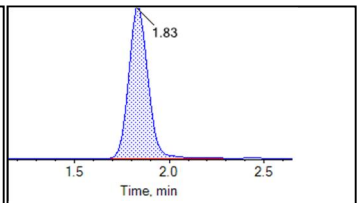

13C5-PFHxA

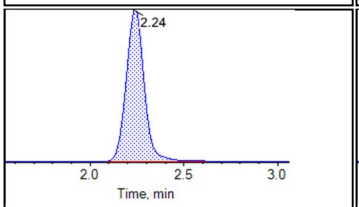

13C4-PFHpA

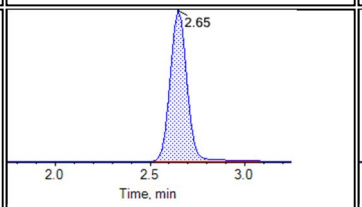

13C8-PFOA

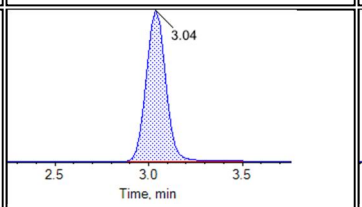

13C9-PFNA

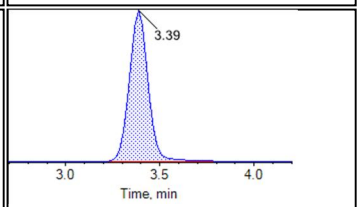

13C6-PFDA

BATTELLE

Chromatogram Report

Created with Analyst Reporter
Printed: 04/10/2018 8:02:35 PM

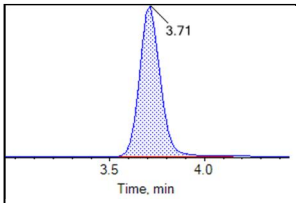

13C7-PFUnA

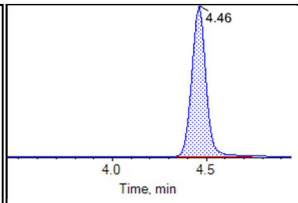

13C2-PFTeDA

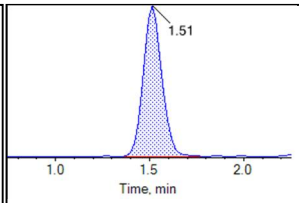

13C3-PFBS

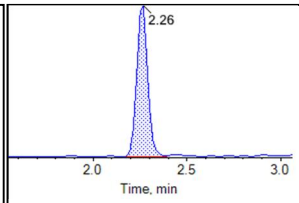

13C3-PFHxS

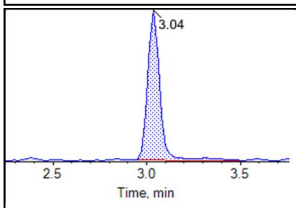

13C8-PFOS

BATTELLE

Chromatogram Report

Created with Analyst Reporter
Printed: 04/10/2018 8:02:40 PM

Sample Name	J8213-FS(0)	**Injection Vial**	18
Sample ID	VC-PM3009-DW03-0918	**Injection Volume**	10.00
Sample Type	Unknown	**Instrument Name**	QTRAP 5500
Acquisition Date	2018-10-03T09:42:55	**Data File**	18-0567.wiff
Acquisition Method	5-0369.dam	**Result Table**	18-0567_BASE
Sample Comment			

Chromatograms

Target Analytes:

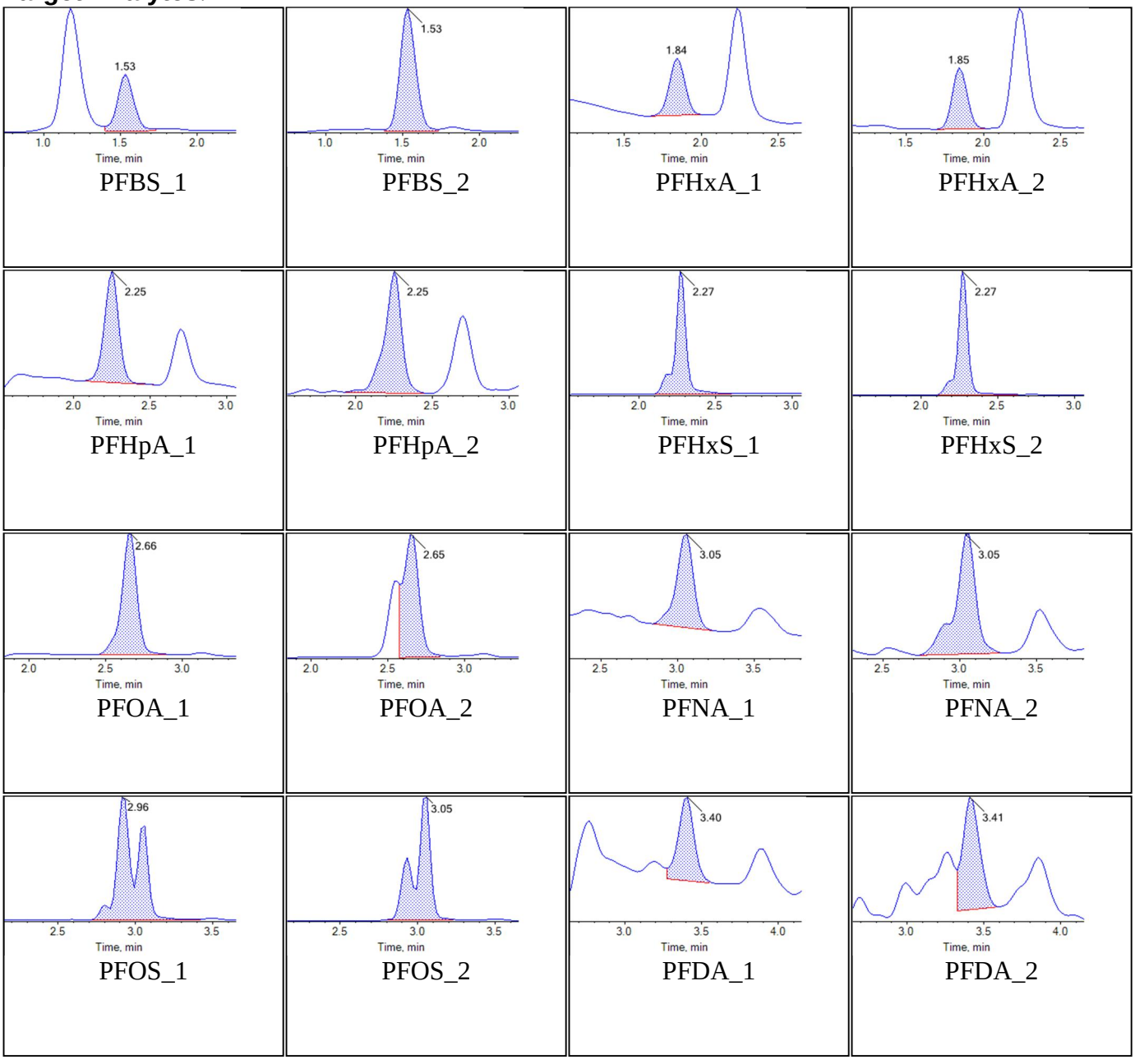

BATTELLE

Chromatogram Report

Created with Analyst Reporter
Printed: 04/10/2018 8:02:40 PM

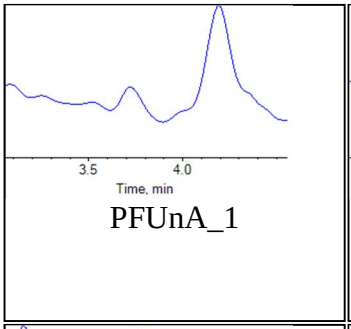

PFUnA_1

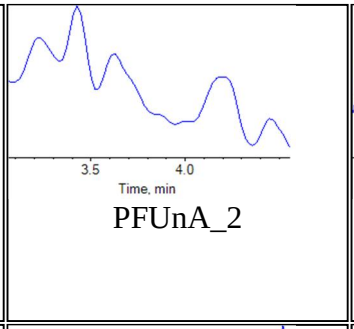

PFUnA_2

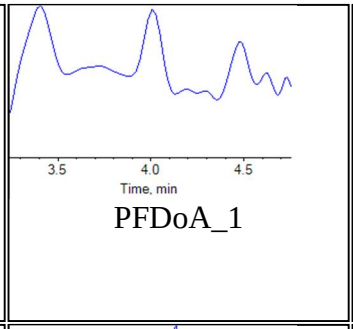

PFDoA_1

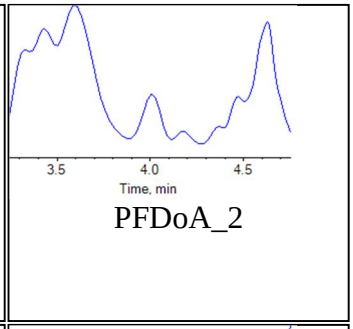

PFDoA_2

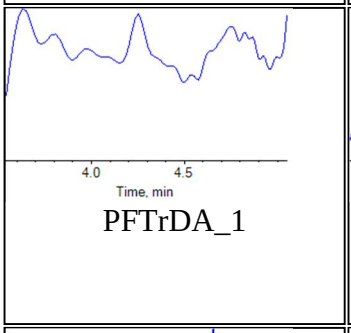

PFTrDA_1

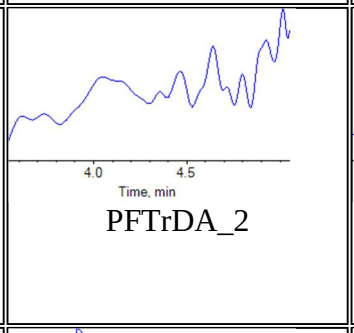

PFTrDA_2

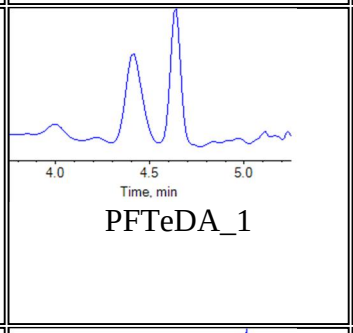

PFTeDA_1

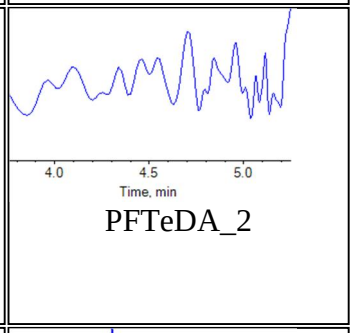

PFTeDA_2

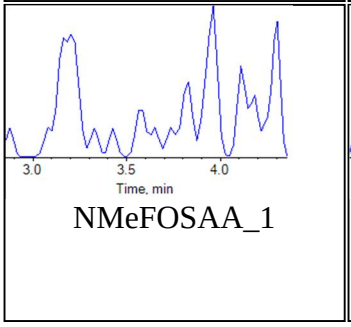

NMeFOSAA_1

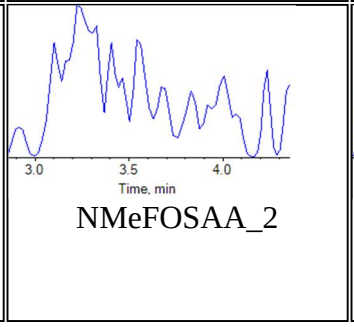

NMeFOSAA_2

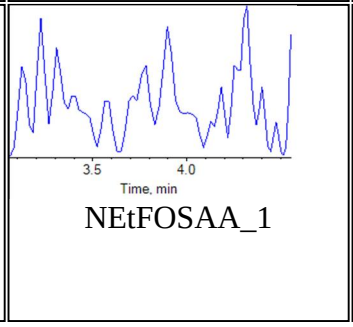

NEtFOSAA_1

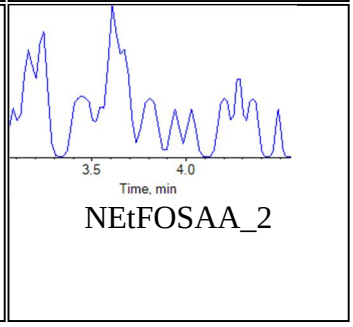

NEtFOSAA_2

Internal Standards:

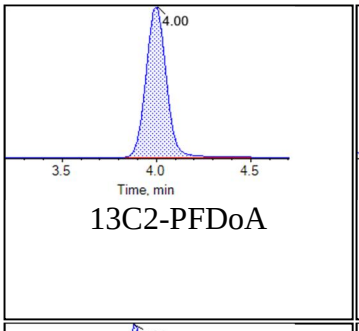

13C2-PFDoA

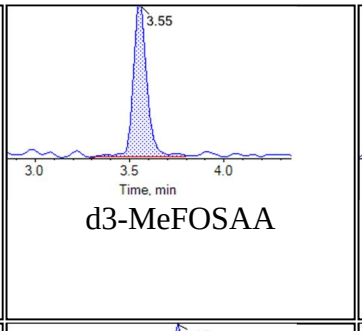

d3-MeFOSAA

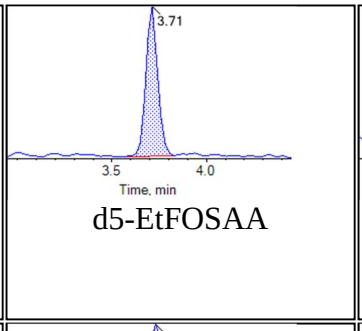

d5-EtFOSAA

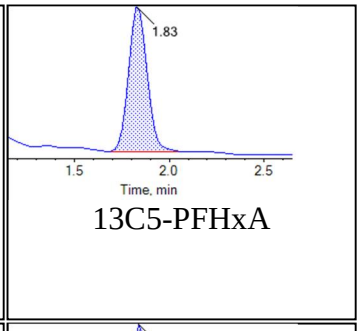

13C5-PFHxA

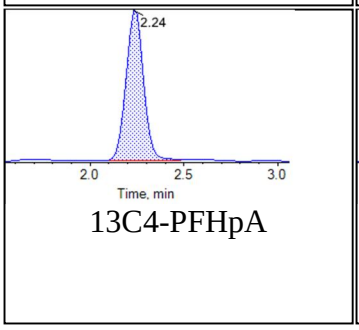

13C4-PFHpA

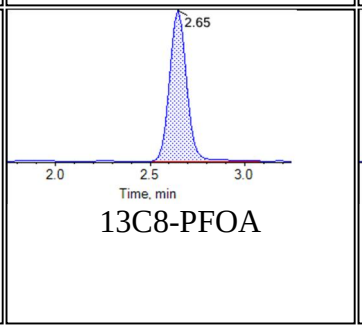

13C8-PFOA

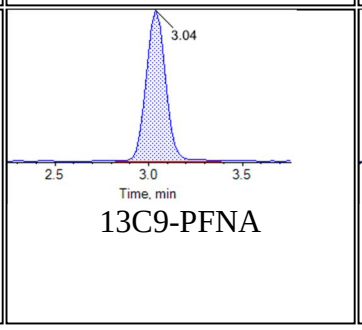

13C9-PFNA

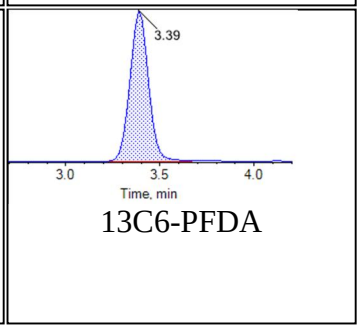

13C6-PFDA

BATTELLE

Chromatogram Report

Created with Analyst Reporter
Printed: 04/10/2018 8:02:40 PM

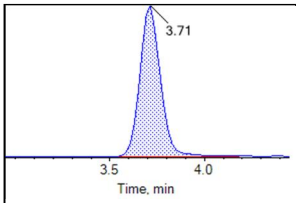

13C7-PFUnA

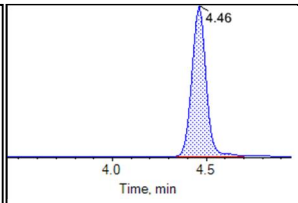

13C2-PFTeDA

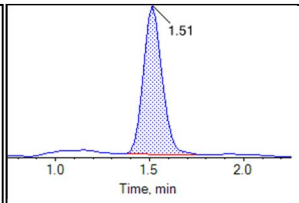

13C3-PFBS

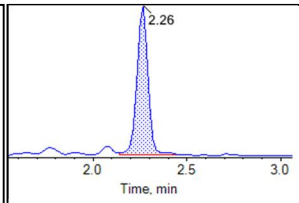

13C3-PFHxS

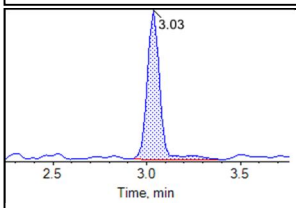

13C8-PFOS

BATTELLE

Chromatogram Report

Created with Analyst Reporter
Printed: 04/10/2018 8:02:45 PM

Sample Name	J8217-FS(0)	**Injection Vial**	20
Sample ID	VC-PM372-DW03-0918	**Injection Volume**	10.00
Sample Type	Unknown	**Instrument Name**	QTRAP 5500
Acquisition Date	2018-10-03T10:04:42	**Data File**	18-0567.wiff
Acquisition Method	5-0369.dam	**Result Table**	18-0567_BASE
Sample Comment			

Chromatograms

Target Analytes:

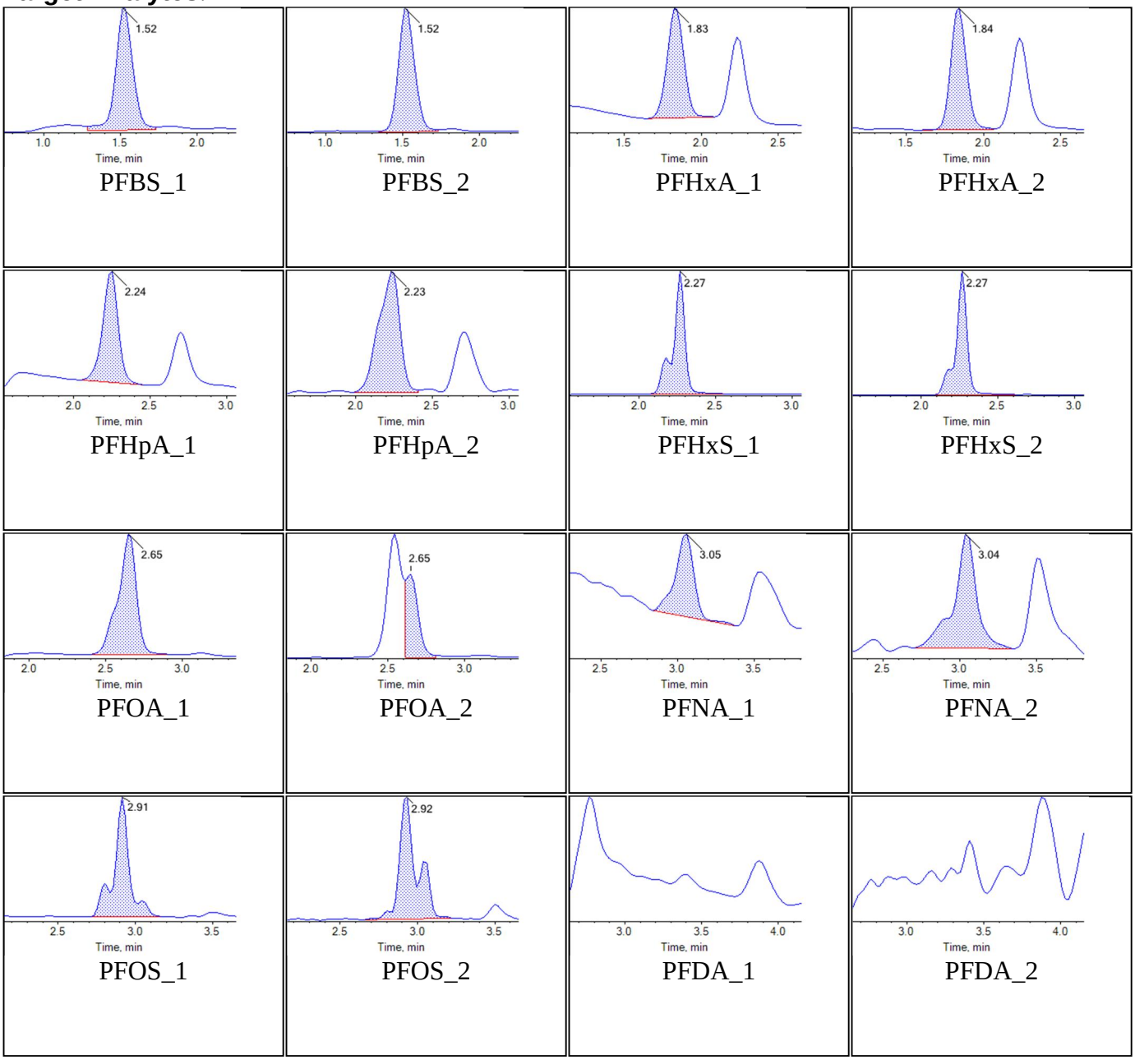

BATTELLE

Chromatogram Report

Created with Analyst Reporter
Printed: 04/10/2018 8:02:45 PM

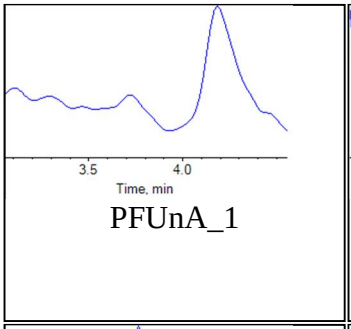

PFUnA_1

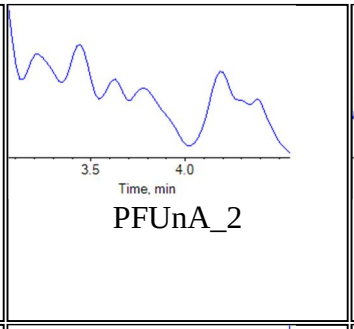

PFUnA_2

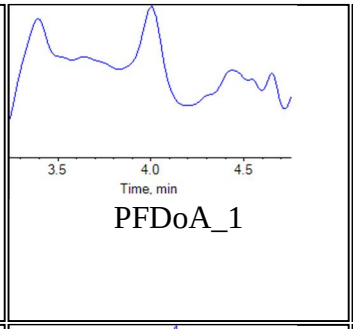

PFDoA_1

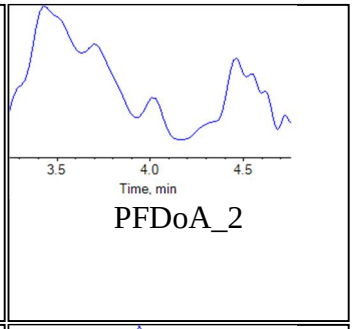

PFDoA_2

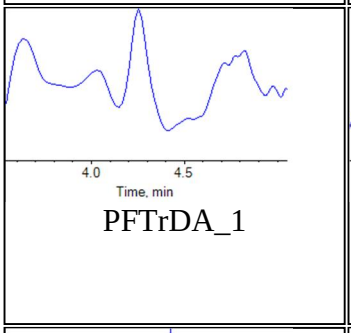

PFTrDA_1

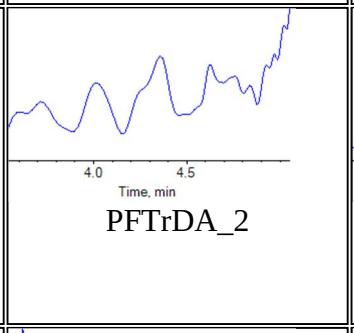

PFTrDA_2

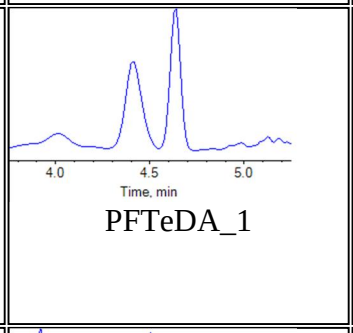

PFTeDA_1

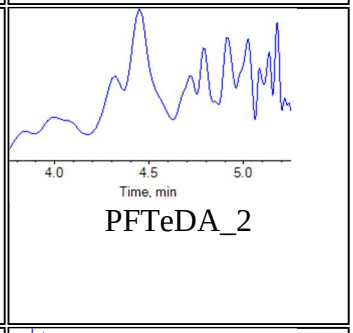

PFTeDA_2

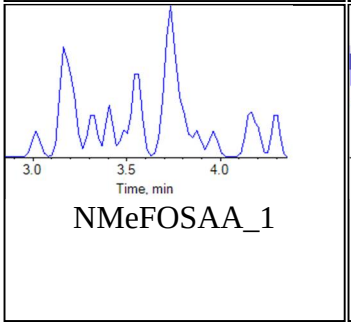

NMeFOSAA_1

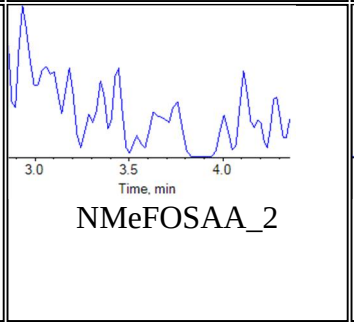

NMeFOSAA_2

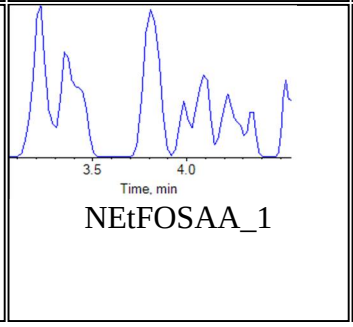

NEtFOSAA_1

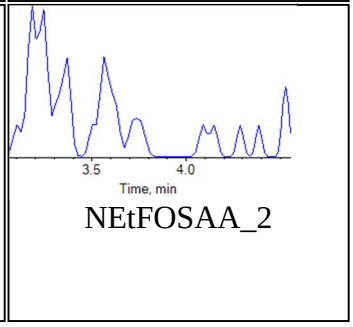

NEtFOSAA_2

Internal Standards:

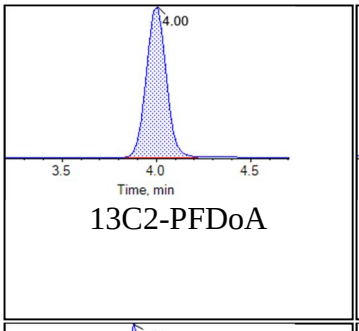

13C2-PFDoA

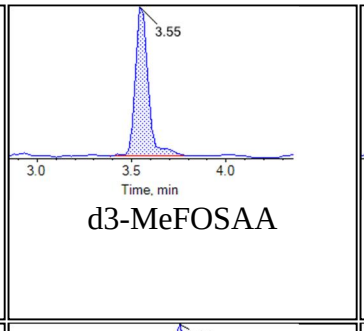

d3-MeFOSAA

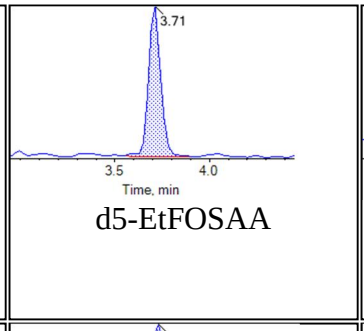

d5-EtFOSAA

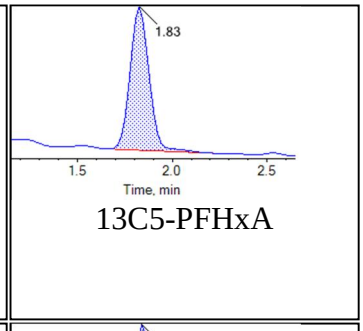

13C5-PFHxA

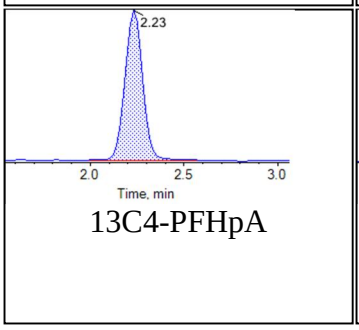

13C4-PFHpA

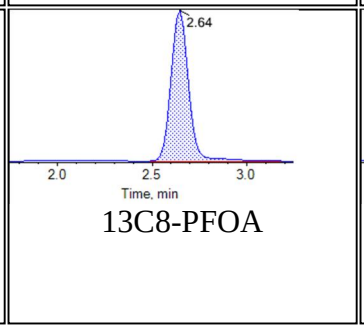

13C8-PFOA

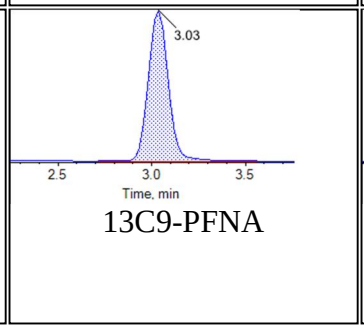

13C9-PFNA

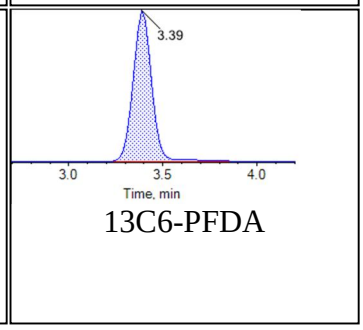

13C6-PFDA

BATTELLE

Chromatogram Report

Created with Analyst Reporter
Printed: 04/10/2018 8:02:45 PM

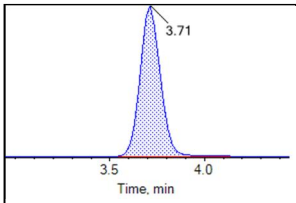

13C7-PFUnA

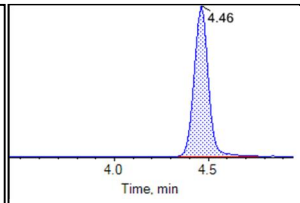

13C2-PFTeDA

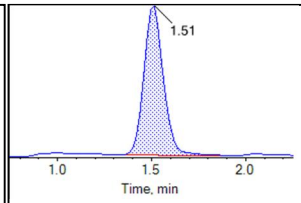

13C3-PFBS

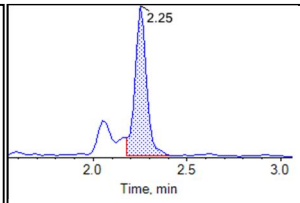

13C3-PFHxS

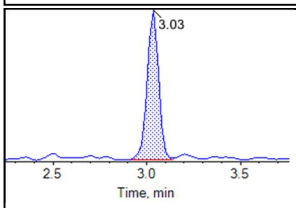

13C8-PFOS

BATTELLE

Chromatogram Report

Created with Analyst Reporter
Printed: 04/10/2018 8:02:50 PM

Sample Name	KB69 CCV	**Injection Vial**	21
Sample ID	CCV	**Injection Volume**	10.00
Sample Type	Quality Control	**Instrument Name**	QTRAP 5500
Acquisition Date	2018-10-03T10:48:13	**Data File**	18-0567.wiff
Acquisition Method	5-0369.dam	**Result Table**	18-0567_BASE
Sample Comment			

Chromatograms

Target Analytes:

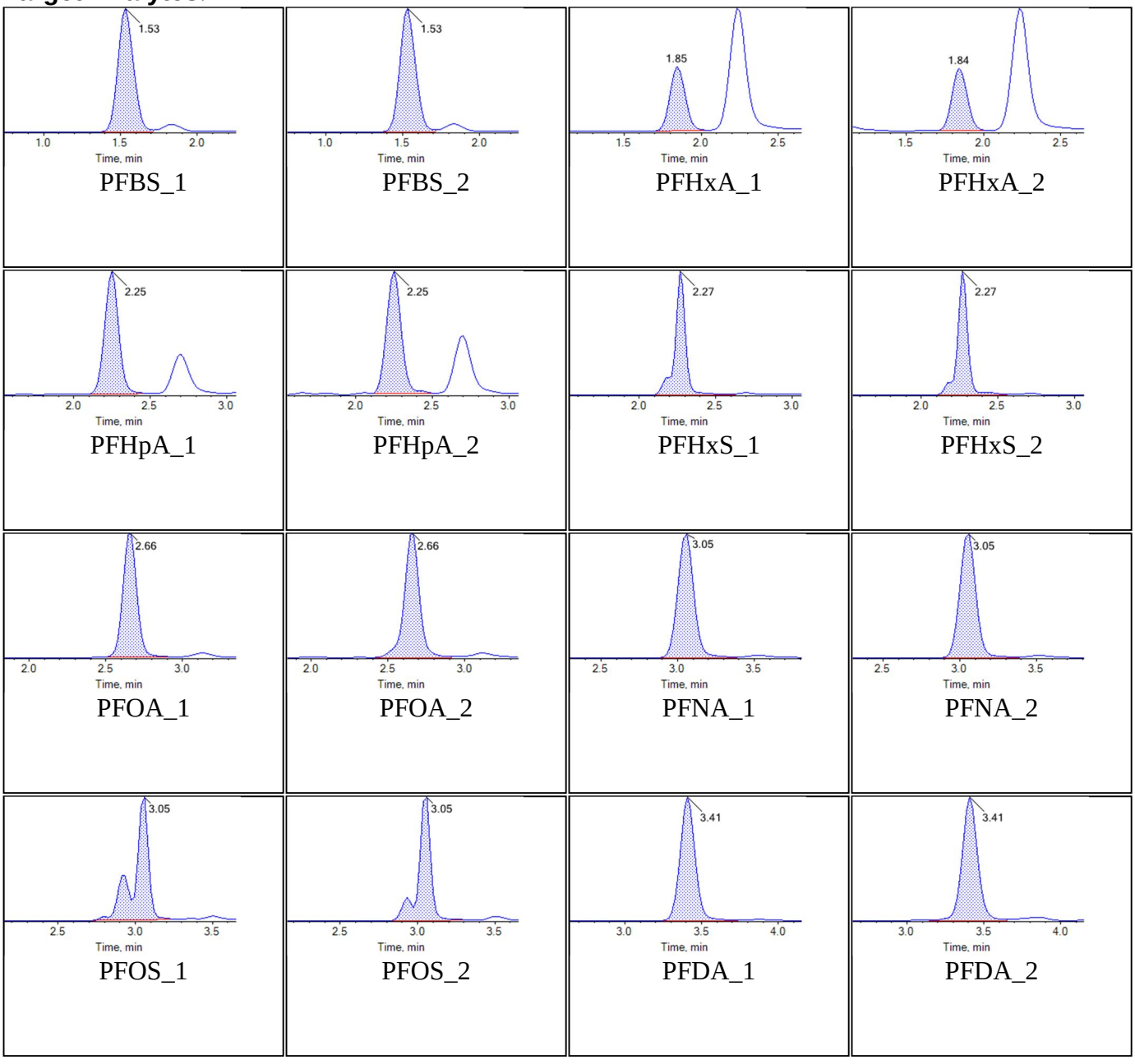

BATTELLE

Chromatogram Report

Created with Analyst Reporter
Printed: 04/10/2018 8:02:50 PM

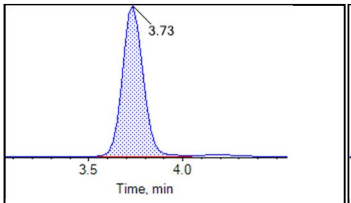

PFUnA_1

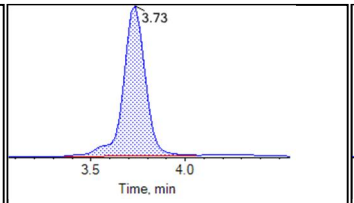

PFUnA_2

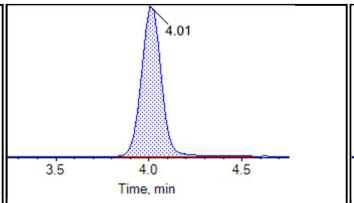

PFDoA_1

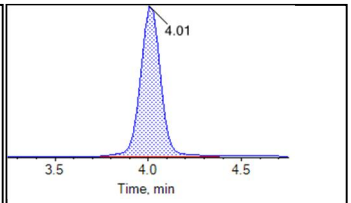

PFDoA_2

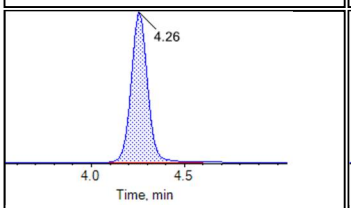

PFTrDA_1

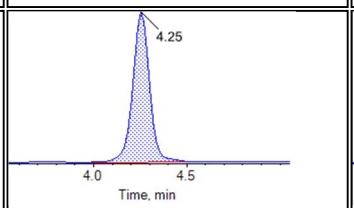

PFTrDA_2

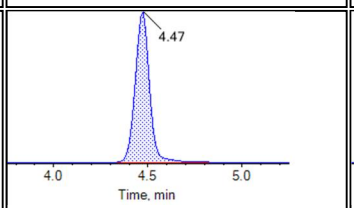

PFTeDA_1

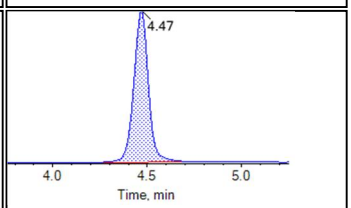

PFTeDA_2

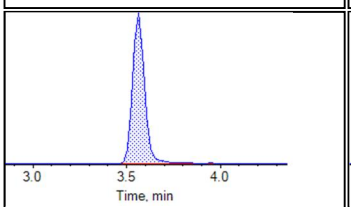

NMeFOSAA_1

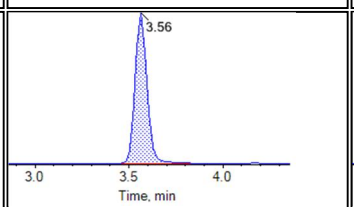

NMeFOSAA_2

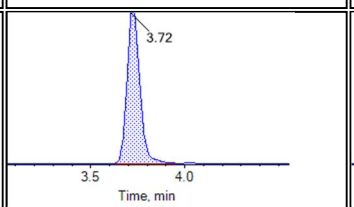

NEtFOSAA_1

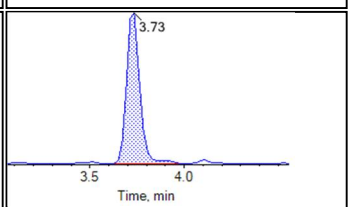

NEtFOSAA_2

Internal Standards:

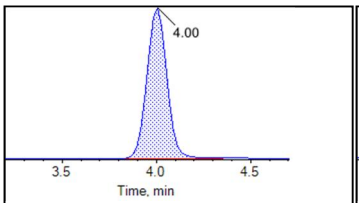

13C2-PFDoA

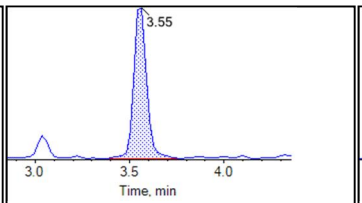

d3-MeFOSAA

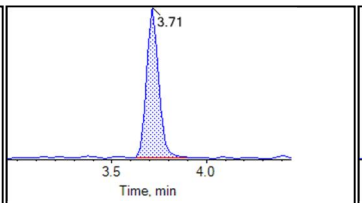

d5-EtFOSAA

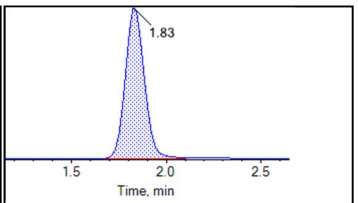

13C5-PFHxA

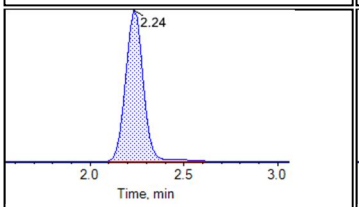

13C4-PFHpA

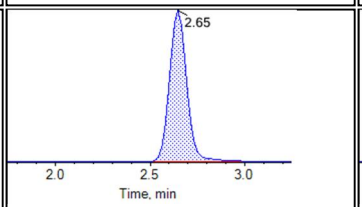

13C8-PFOA

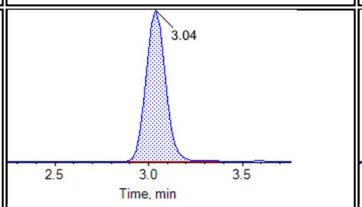

13C9-PFNA

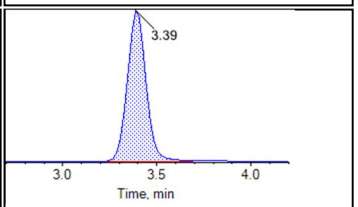

13C6-PFDA

BATTELLE

Chromatogram Report

Created with Analyst Reporter
Printed: 04/10/2018 8:02:50 PM

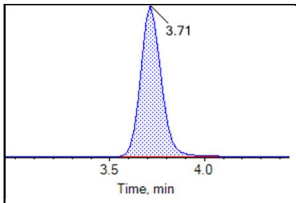

13C7-PFUnA

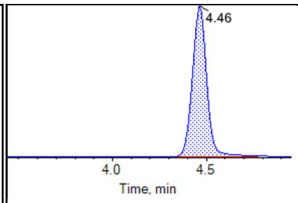

13C2-PFTeDA

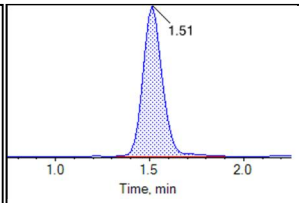

13C3-PFBS

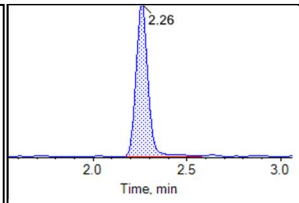

13C3-PFHxS

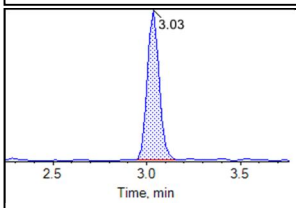

13C8-PFOS

BATTELLE

Chromatogram Report

Created with Analyst Reporter
Printed: 04/10/2018 8:02:55 PM

Sample Name	KA88 ISC	**Injection Vial**	1
Sample ID	Instrument Sensitivity Check	**Injection Volume**	10.00
Sample Type	Quality Control	**Instrument Name**	QTRAP 5500
Acquisition Date	2018-10-03T15:57:14	**Data File**	18-0567.wiff
Acquisition Method	5-0369.dam	**Result Table**	18-0567_BASE
Sample Comment			

Chromatograms

Target Analytes:

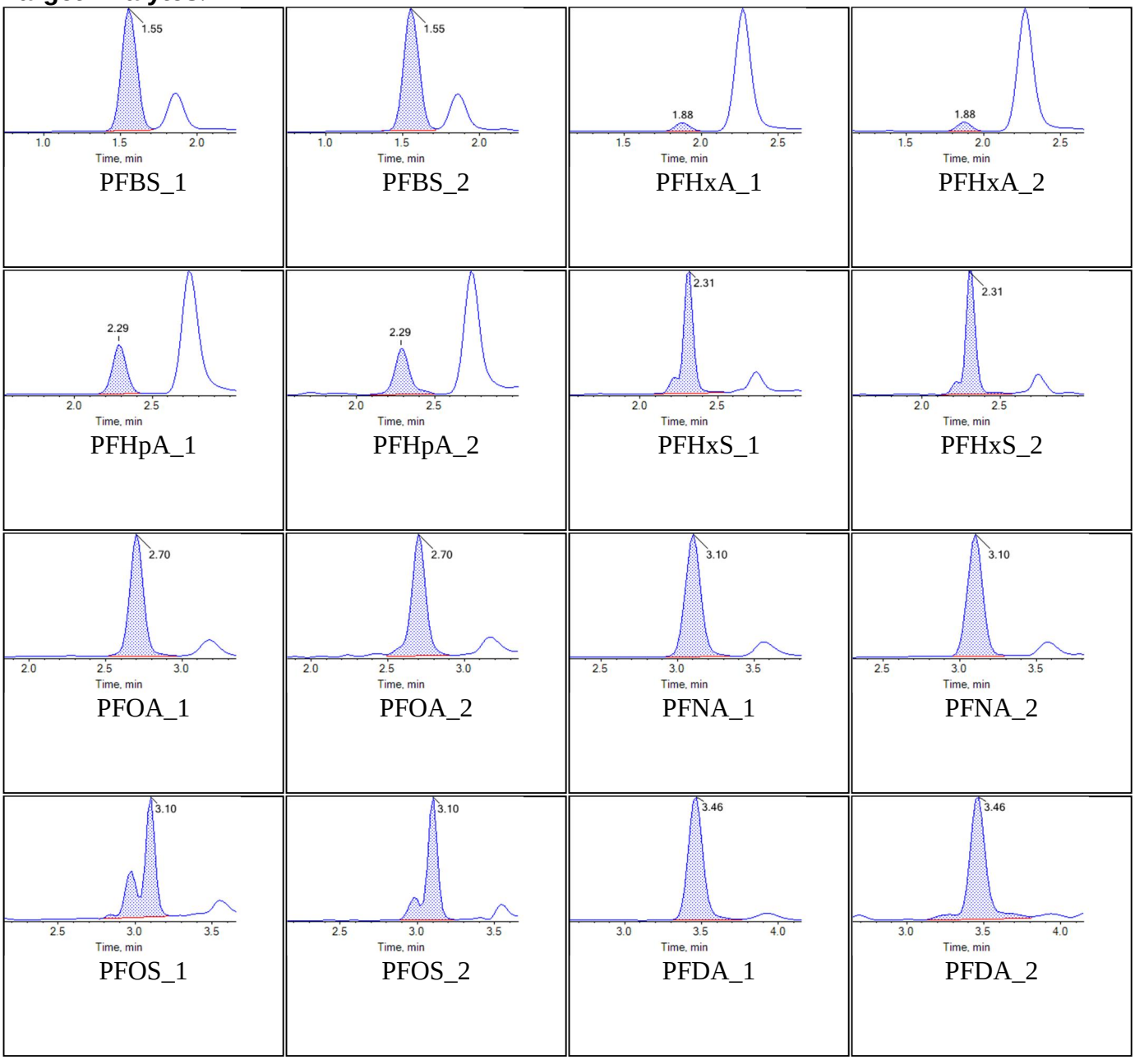

BATTELLE

Chromatogram Report

Created with Analyst Reporter
Printed: 04/10/2018 8:02:55 PM

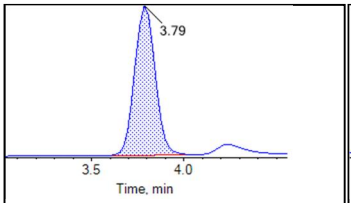

PFUnA_1

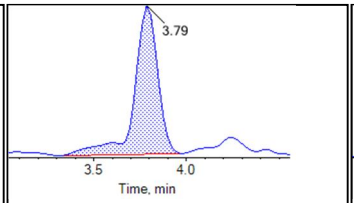

PFUnA_2

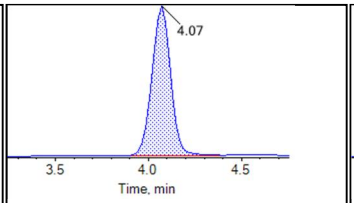

PFDoA_1

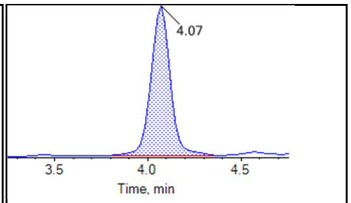

PFDoA_2

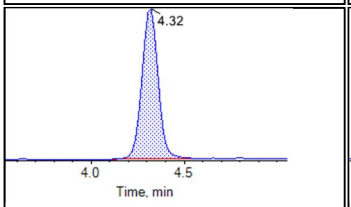

PFTrDA_1

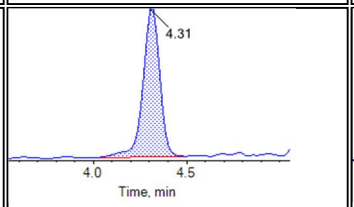

PFTrDA_2

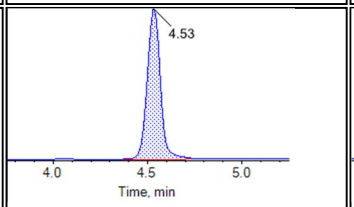

PFTeDA_1

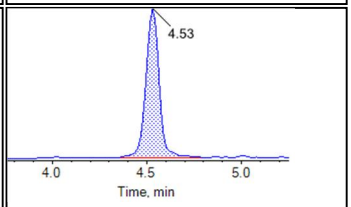

PFTeDA_2

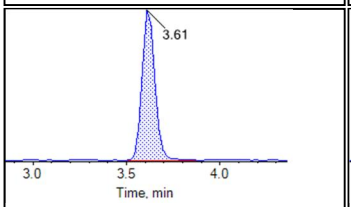

NMeFOSAA_1

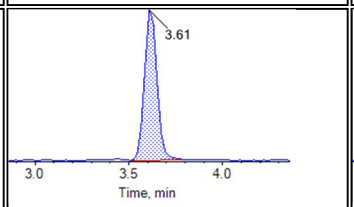

NMeFOSAA_2

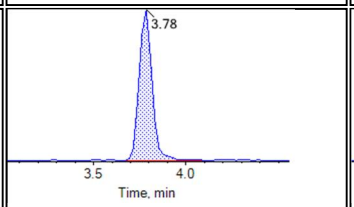

NEtFOSAA_1

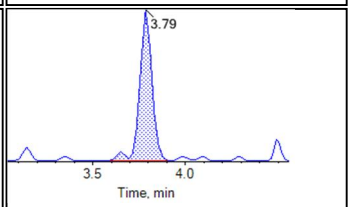

NEtFOSAA_2

Internal Standards:

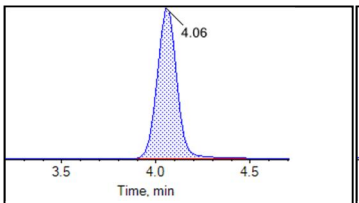

13C2-PFDoA

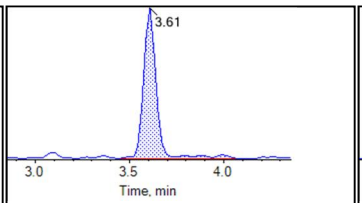

d3-MeFOSAA

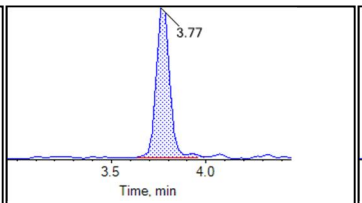

d5-EtFOSAA

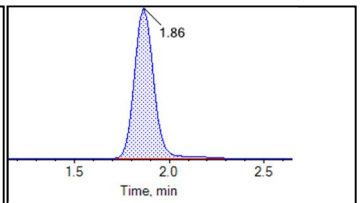

13C5-PFHxA

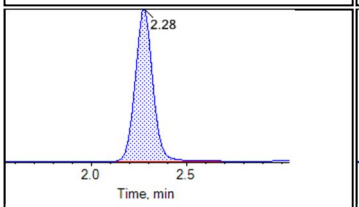

13C4-PFHpA

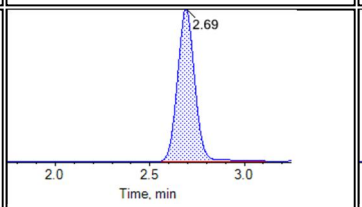

13C8-PFOA

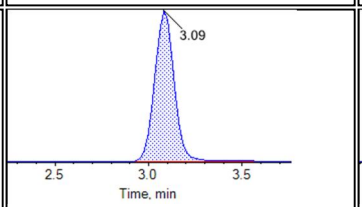

13C9-PFNA

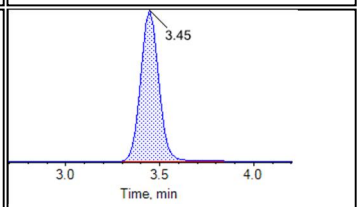

13C6-PFDA

BATTELLE

Chromatogram Report

Created with Analyst Reporter
Printed: 04/10/2018 8:02:55 PM

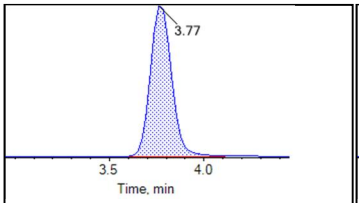

13C7-PFUnA

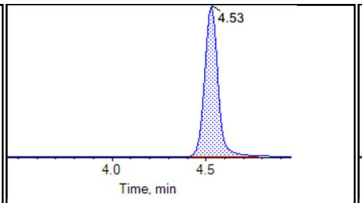

13C2-PFTeDA

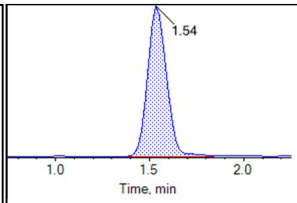

13C3-PFBS

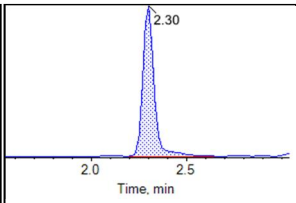

13C3-PFHxS

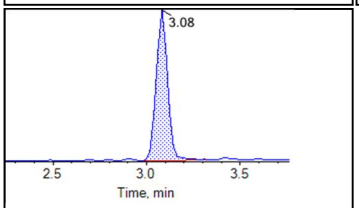

13C8-PFOS

BATTELLE

Chromatogram Report

Created with Analyst Reporter
Printed: 04/10/2018 8:03:00 PM

Sample Name	KB35 IB	**Injection Vial**	2
Sample ID	Instrument Blank	**Injection Volume**	10.00
Sample Type	Unknown	**Instrument Name**	QTRAP 5500
Acquisition Date	2018-10-03T16:08:06	**Data File**	18-0567.wiff
Acquisition Method	5-0369.dam	**Result Table**	18-0567_BASE
Sample Comment			

Chromatograms

Target Analytes:

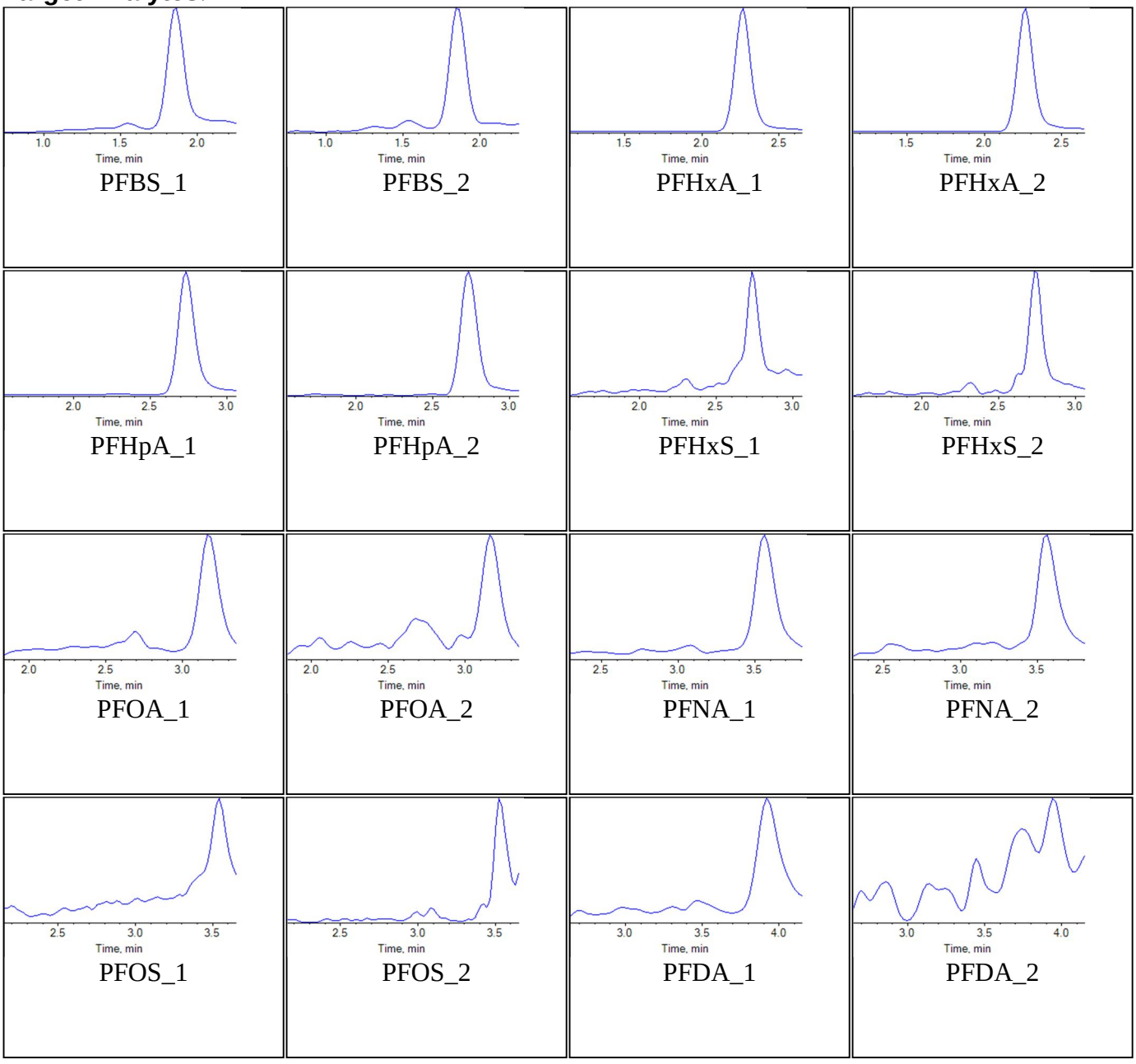

BATTELLE

Chromatogram Report

Created with Analyst Reporter
Printed: 04/10/2018 8:03:00 PM

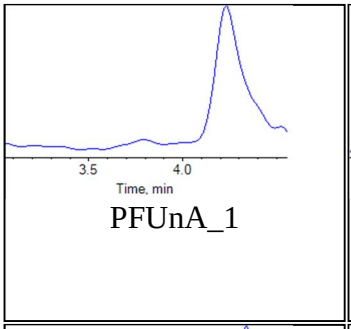

PFUnA_1

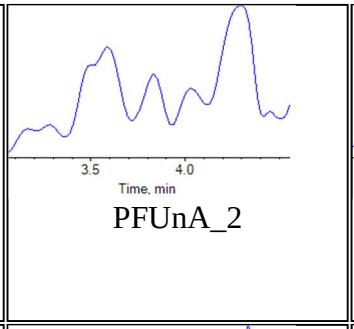

PFUnA_2

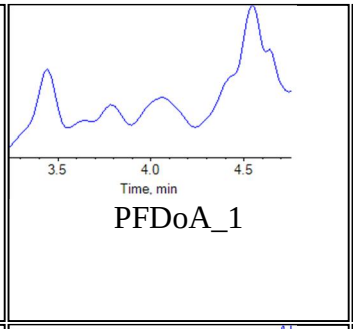

PFDoA_1

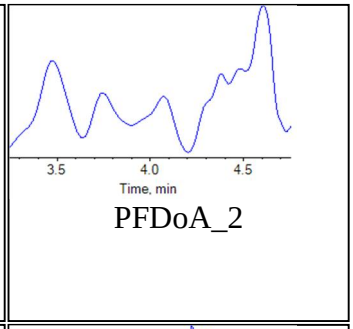

PFDoA_2

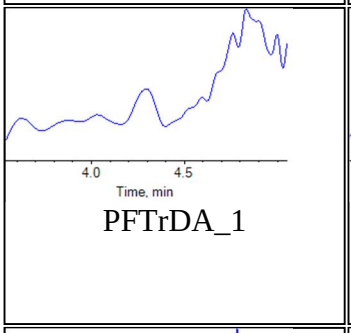

PFTrDA_1

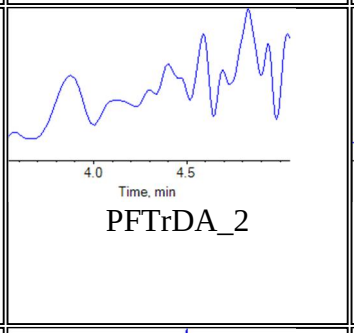

PFTrDA_2

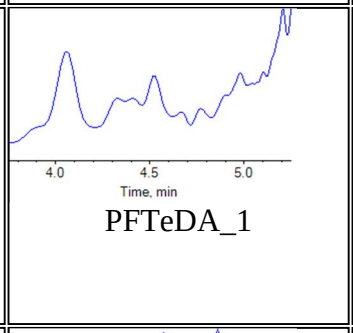

PFTeDA_1

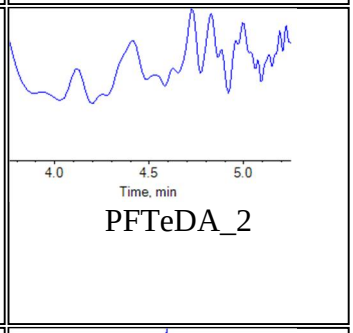

PFTeDA_2

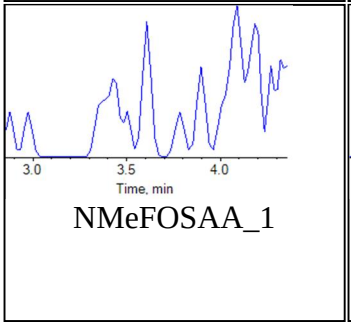

NMeFOSAA_1

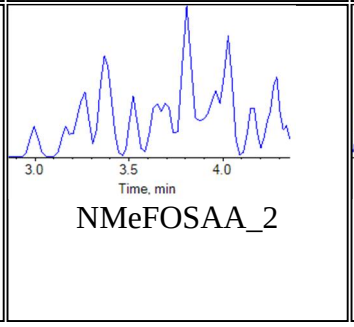

NMeFOSAA_2

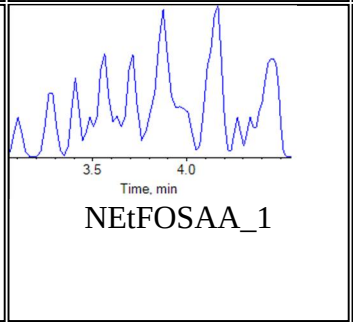

NEtFOSAA_1

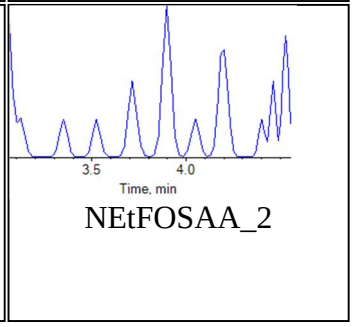

NEtFOSAA_2

Internal Standards:

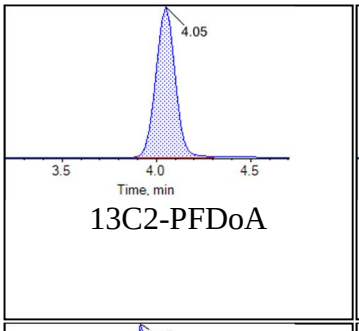

13C2-PFDoA

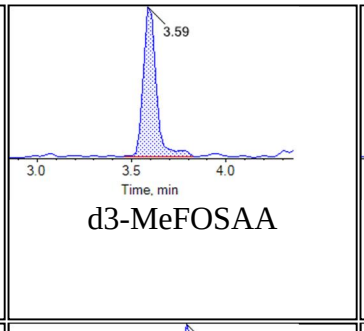

d3-MeFOSAA

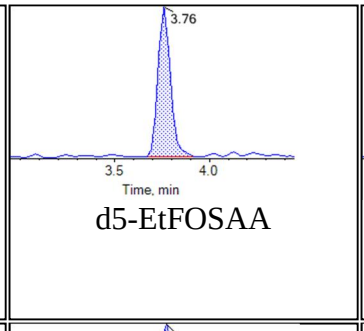

d5-EtFOSAA

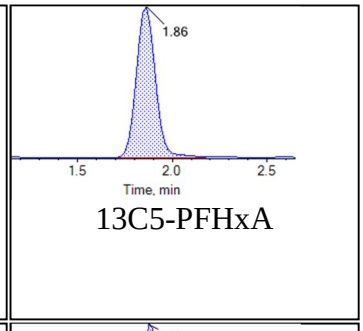

13C5-PFHxA

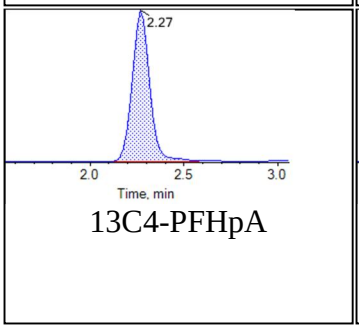

13C4-PFHpA

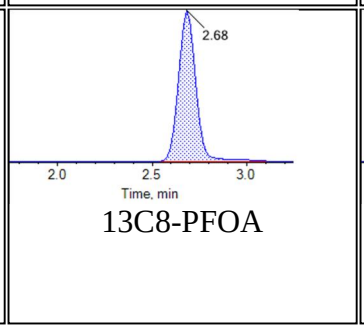

13C8-PFOA

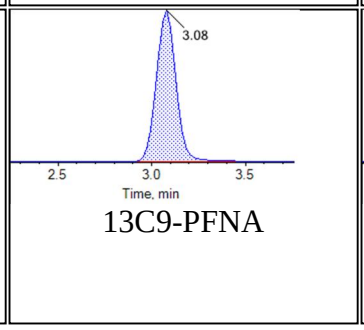

13C9-PFNA

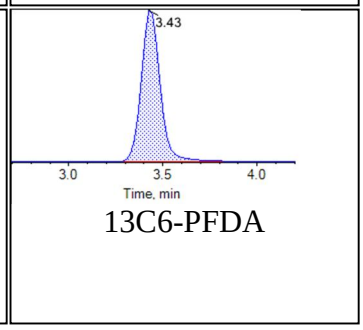

13C6-PFDA

BATTELLE

Chromatogram Report

Created with Analyst Reporter
Printed: 04/10/2018 8:03:00 PM

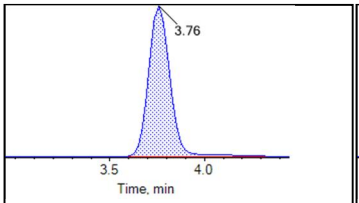

13C7-PFUnA

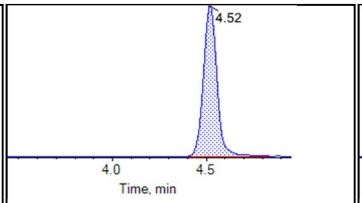

13C2-PFTeDA

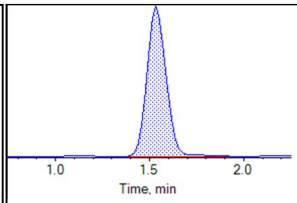

13C3-PFBS

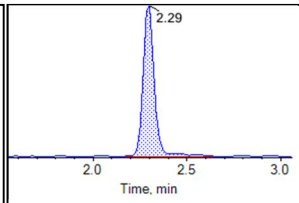

13C3-PFHxS

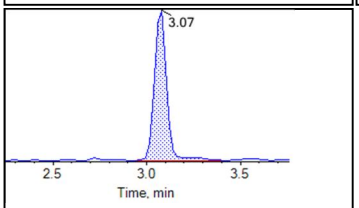

13C8-PFOS

BATTELLE

Chromatogram Report

Created with Analyst Reporter
Printed: 04/10/2018 8:03:05 PM

Sample Name	J8216-FS-D(7)	**Injection Vial**	4
Sample ID	VC-PM372-DW02P-0918	**Injection Volume**	10.00
Sample Type	Unknown	**Instrument Name**	QTRAP 5500
Acquisition Date	2018-10-03T16:29:53	**Data File**	18-0567.wiff
Acquisition Method	5-0369.dam	**Result Table**	18-0567_BASE
Sample Comment			

Chromatograms

Target Analytes:

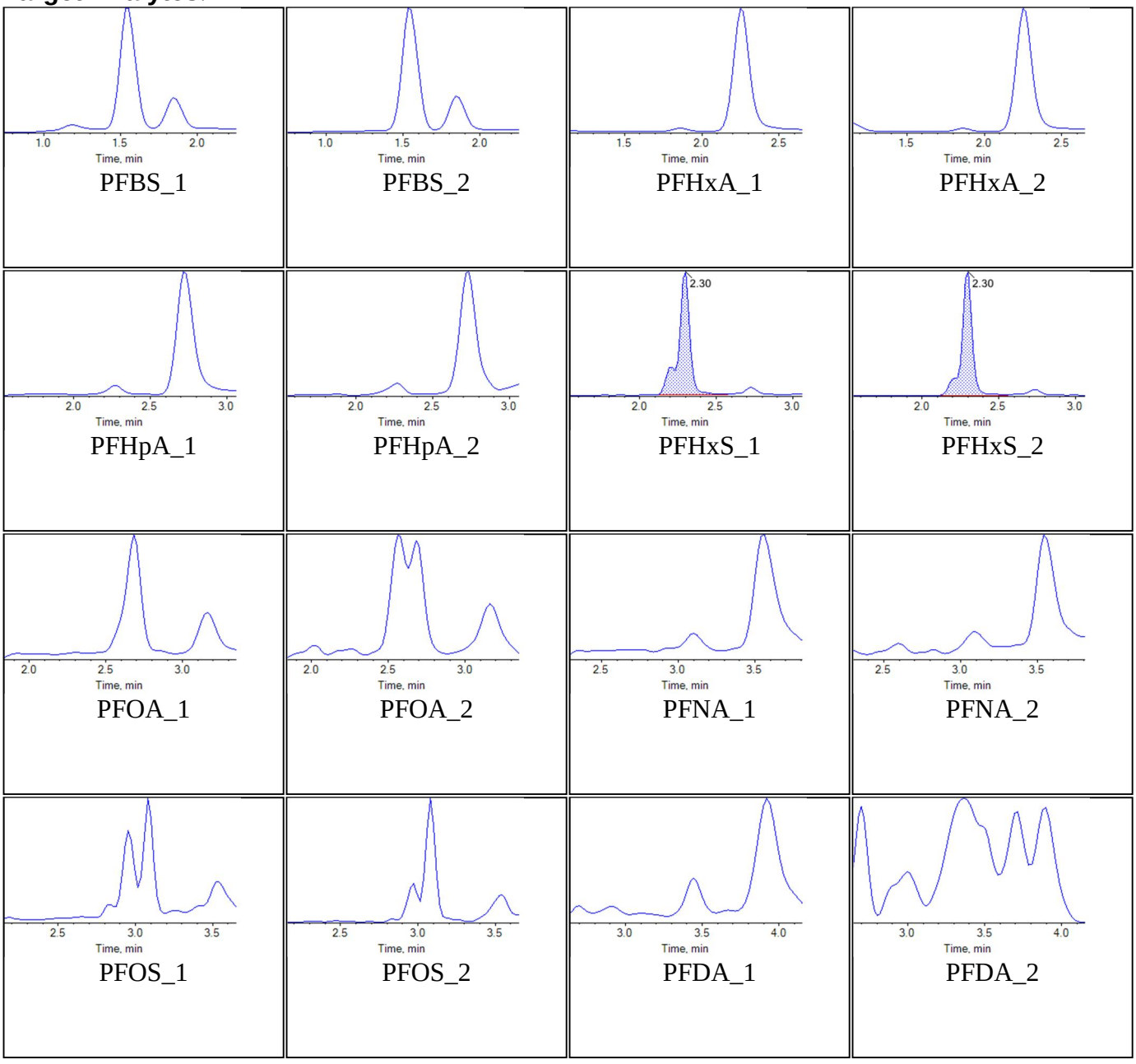

BATTELLE

Chromatogram Report

Created with Analyst Reporter
Printed: 04/10/2018 8:03:05 PM

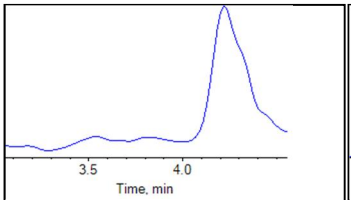

PFUnA_1

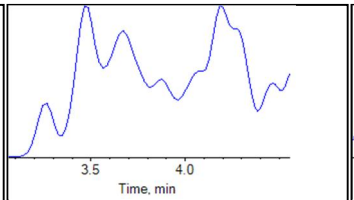

PFUnA_2

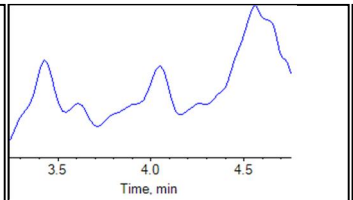

PFDoA_1

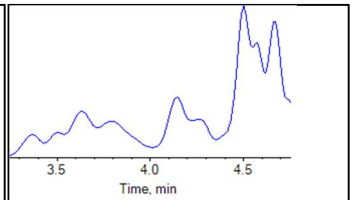

PFDoA_2

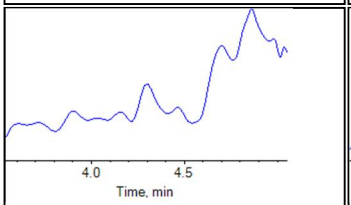

PFTrDA_1

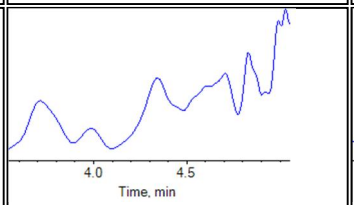

PFTrDA_2

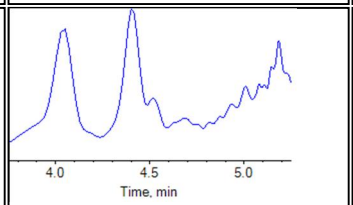

PFTeDA_1

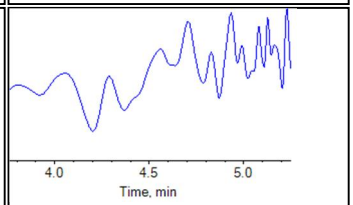

PFTeDA_2

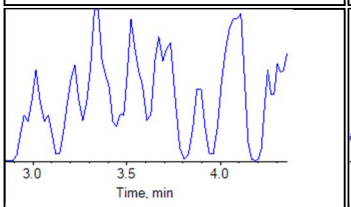

NMeFOSAA_1

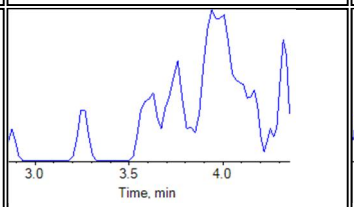

NMeFOSAA_2

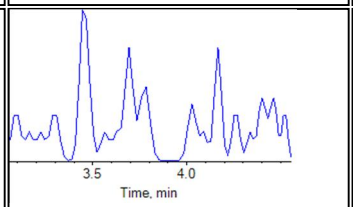

NEtFOSAA_1

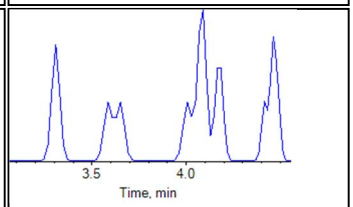

NEtFOSAA_2

Internal Standards:

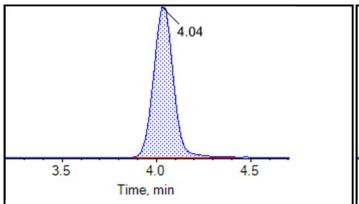

13C2-PFDoA

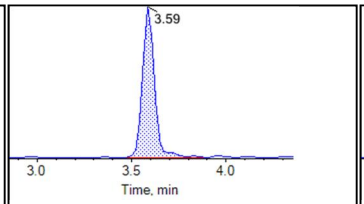

d3-MeFOSAA

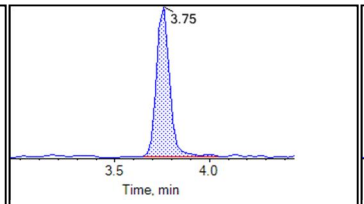

d5-EtFOSAA

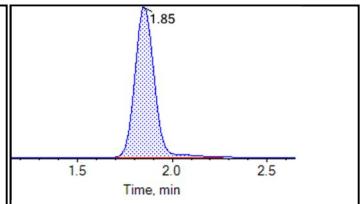

13C5-PFHxA

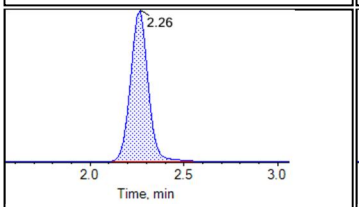

13C4-PFHpA

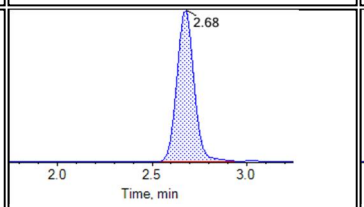

13C8-PFOA

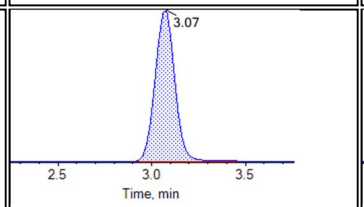

13C9-PFNA

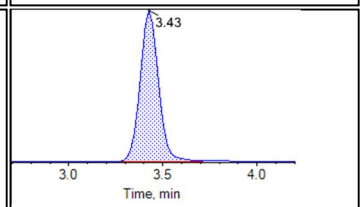

13C6-PFDA

BATTELLE

Chromatogram Report

Created with Analyst Reporter
Printed: 04/10/2018 8:03:05 PM

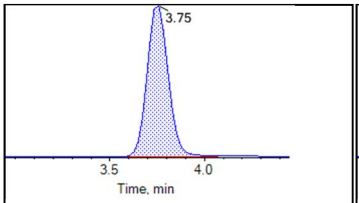

13C7-PFUnA

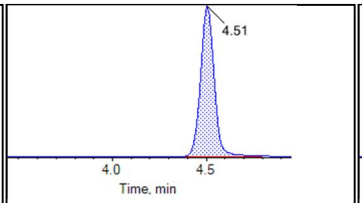

13C2-PFTeDA

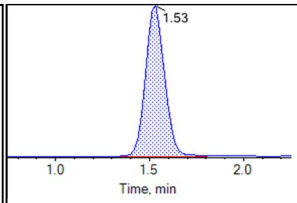

13C3-PFBS

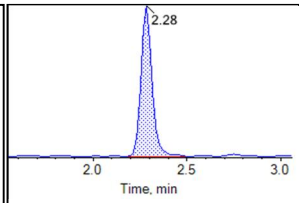

13C3-PFHxS

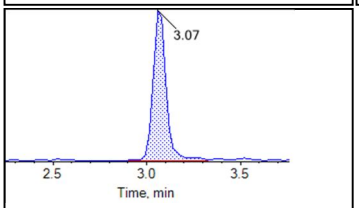

13C8-PFOS

BATTELLE

Chromatogram Report

Created with Analyst Reporter
Printed: 04/10/2018 8:03:10 PM

Sample Name	J8241-FS-D(9)	**Injection Vial**	5
Sample ID	VC-PM649-DW01-0918	**Injection Volume**	10.00
Sample Type	Unknown	**Instrument Name**	QTRAP 5500
Acquisition Date	2018-10-03T16:40:45	**Data File**	18-0567.wiff
Acquisition Method	5-0369.dam	**Result Table**	18-0567_BASE
Sample Comment			

Chromatograms

Target Analytes:

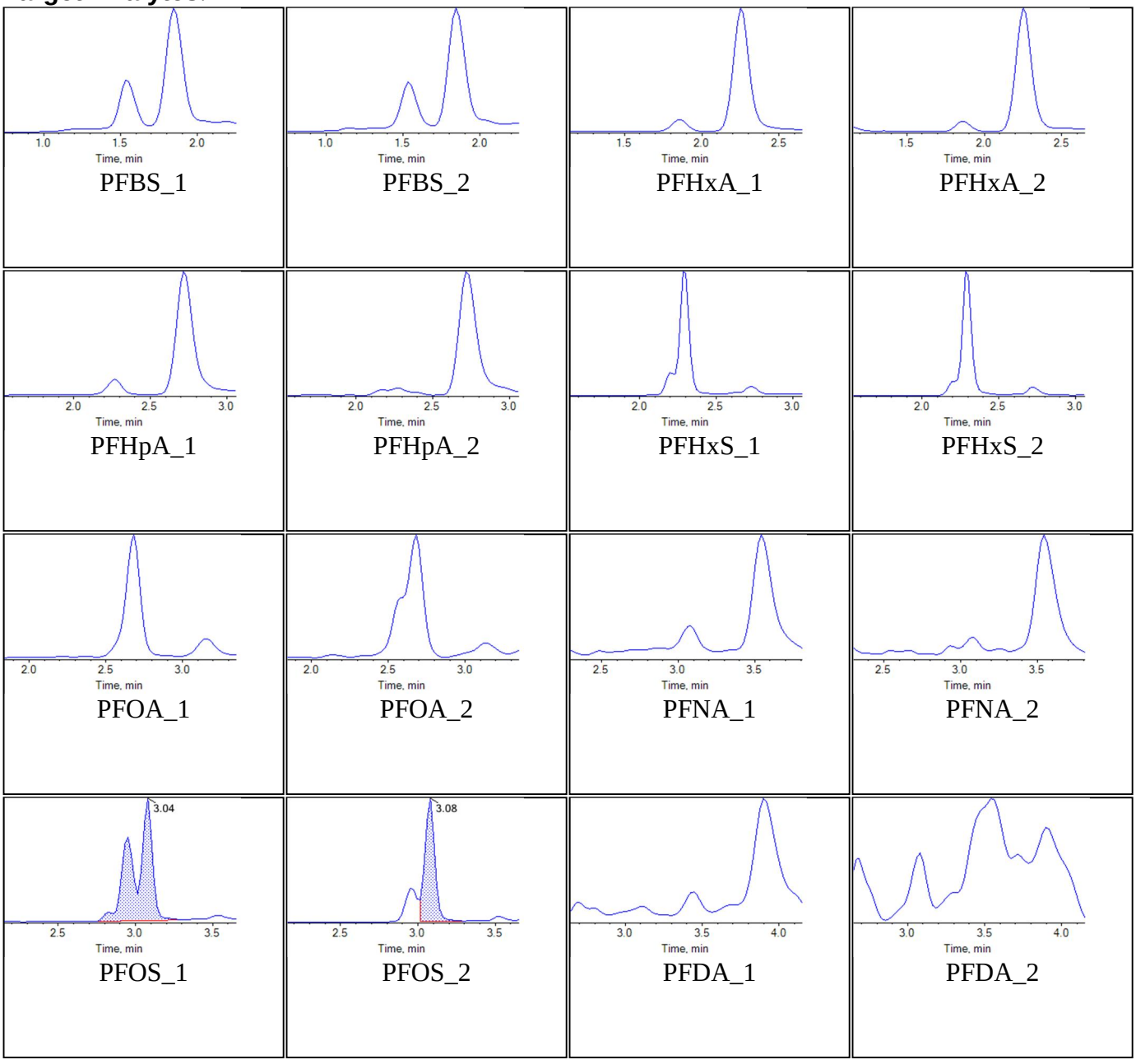

BATTELLE

Chromatogram Report

Created with Analyst Reporter
Printed: 04/10/2018 8:03:10 PM

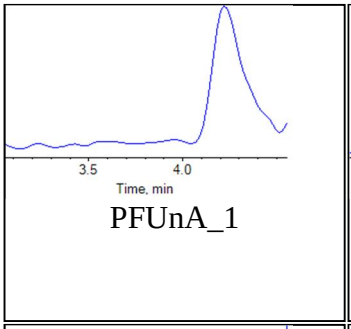

PFUnA_1

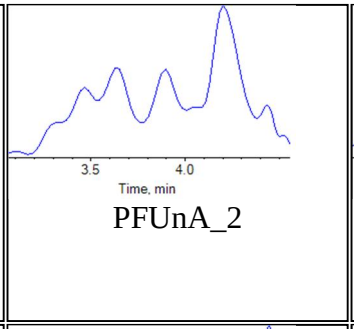

PFUnA_2

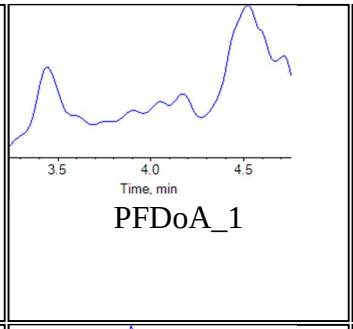

PFDoA_1

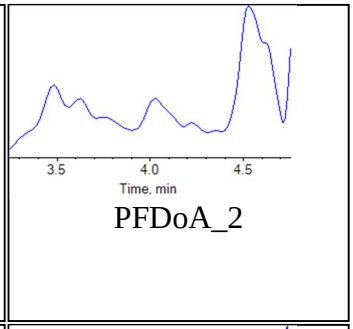

PFDoA_2

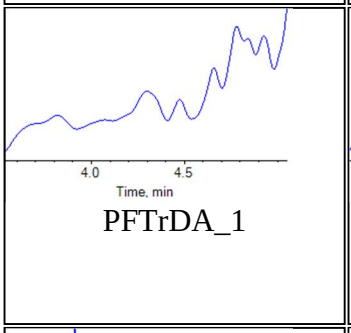

PFTrDA_1

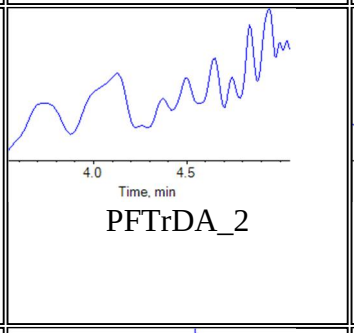

PFTrDA_2

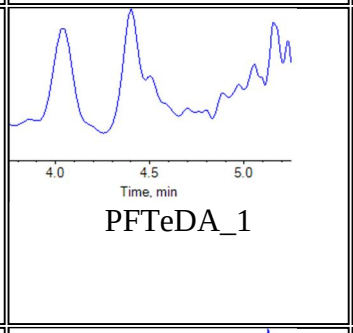

PFTeDA_1

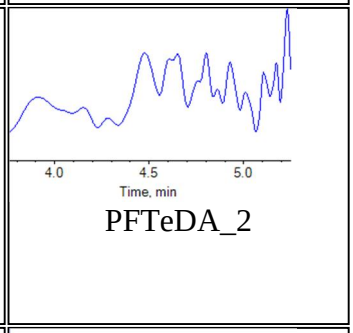

PFTeDA_2

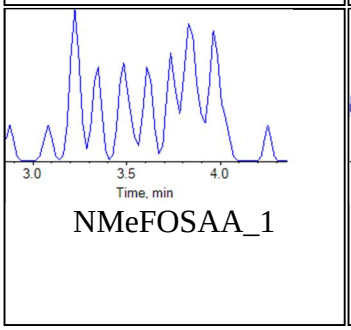

NMeFOSAA_1

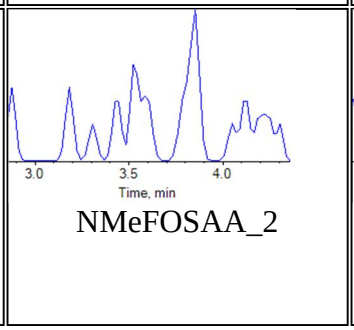

NMeFOSAA_2

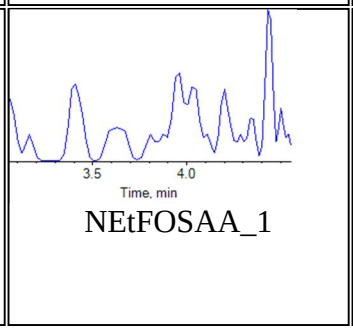

NEtFOSAA_1

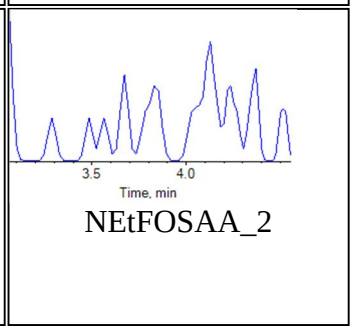

NEtFOSAA_2

Internal Standards:

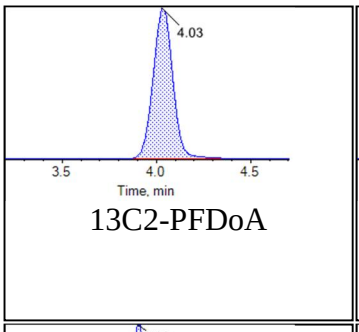

13C2-PFDoA

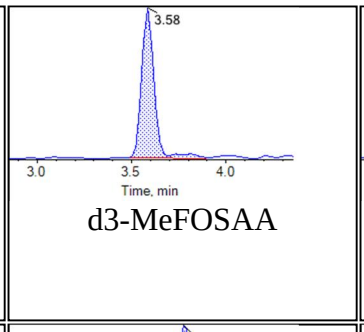

d3-MeFOSAA

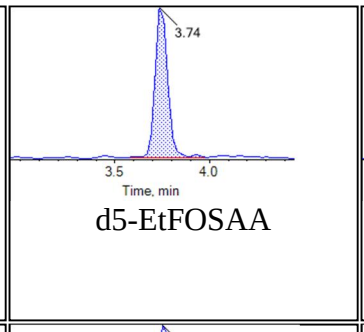

d5-EtFOSAA

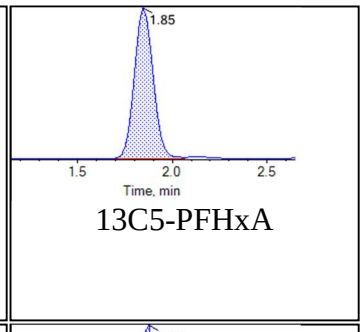

13C5-PFHxA

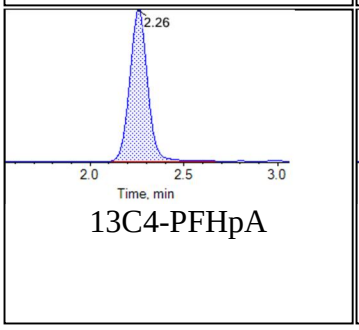

13C4-PFHpA

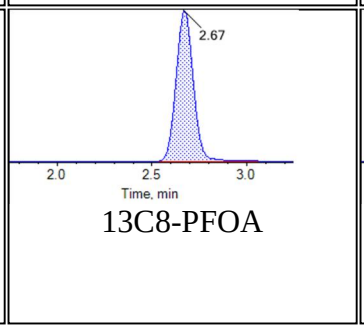

13C8-PFOA

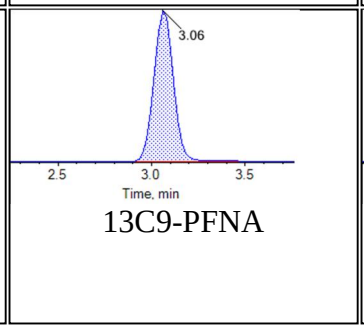

13C9-PFNA

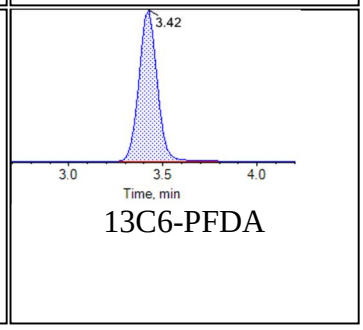

13C6-PFDA

BATTELLE

Chromatogram Report

Created with Analyst Reporter
Printed: 04/10/2018 8:03:10 PM

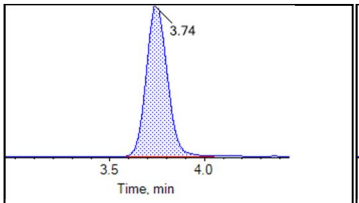

13C7-PFUnA

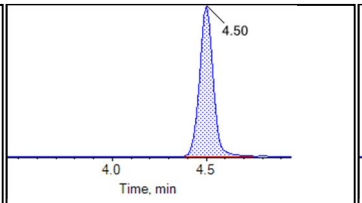

13C2-PFTeDA

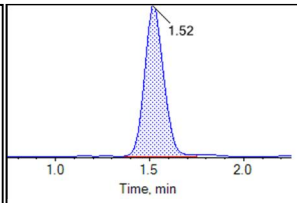

13C3-PFBS

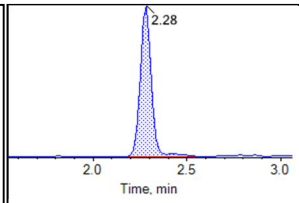

13C3-PFHxS

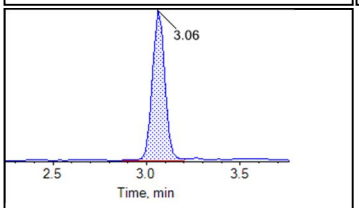

13C8-PFOS

BATTELLE

Chromatogram Report

Created with Analyst Reporter
Printed: 04/10/2018 8:03:16 PM

Sample Name	J8242-FS-D(9)	**Injection Vial**	6
Sample ID	VC-PM649-DW01P-0918	**Injection Volume**	10.00
Sample Type	Unknown	**Instrument Name**	QTRAP 5500
Acquisition Date	2018-10-03T16:51:37	**Data File**	18-0567.wiff
Acquisition Method	5-0369.dam	**Result Table**	18-0567_BASE
Sample Comment			

Chromatograms

Target Analytes:

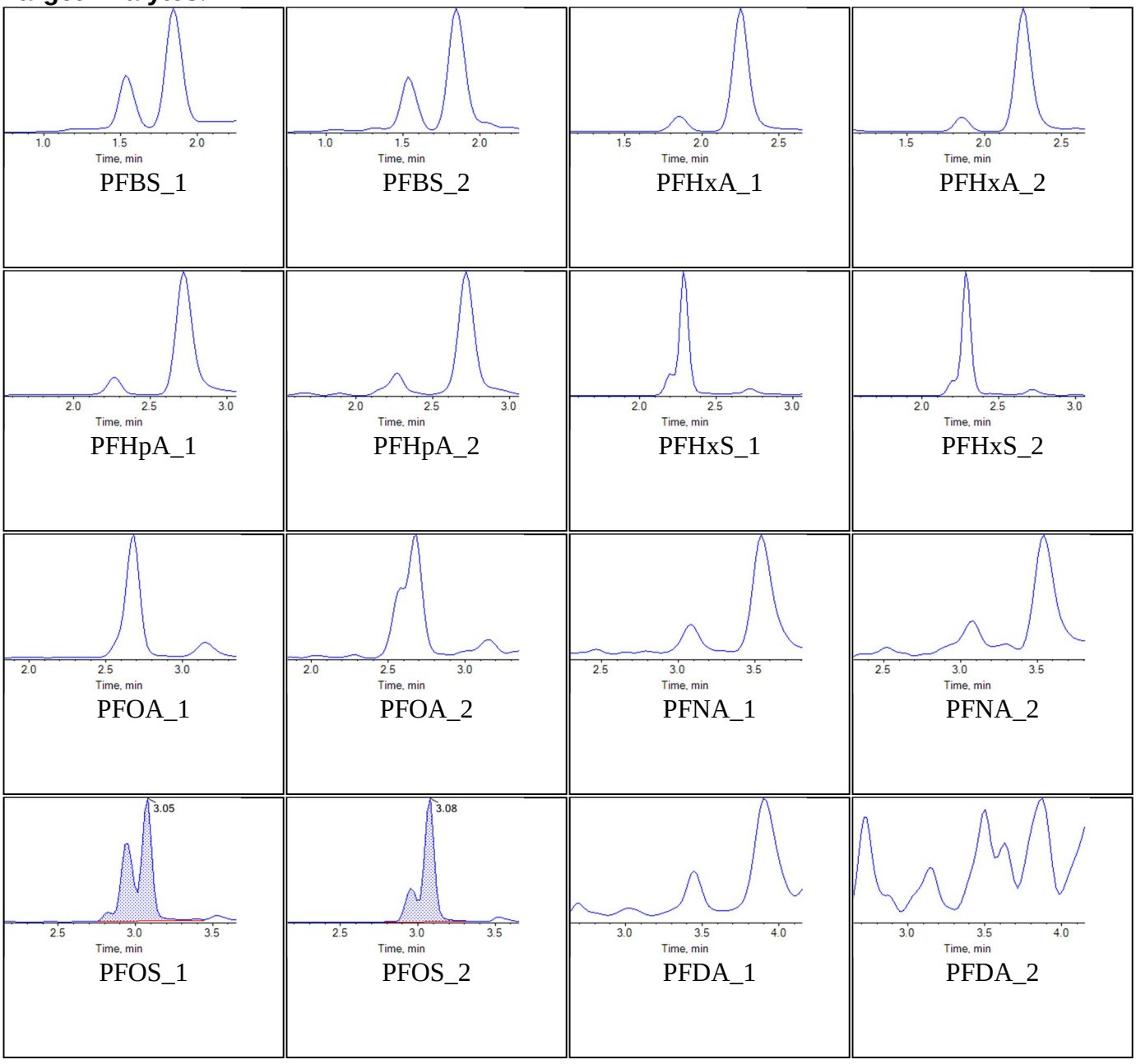

BATTELLE

Chromatogram Report

Created with Analyst Reporter
Printed: 04/10/2018 8:03:16 PM

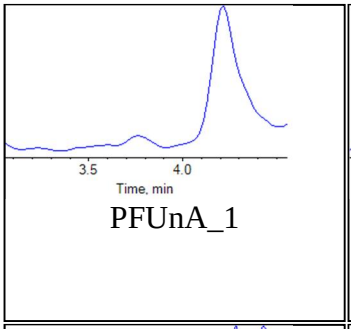

PFUnA_1

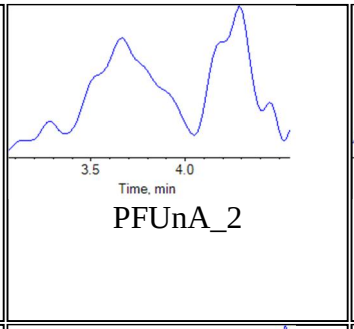

PFUnA_2

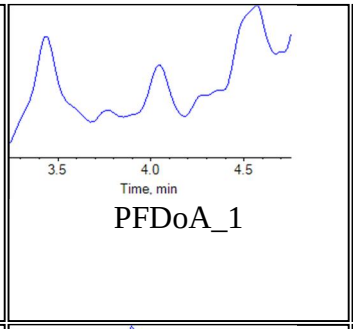

PFDoA_1

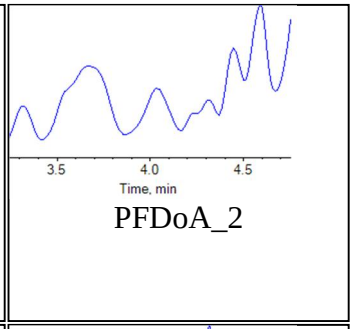

PFDoA_2

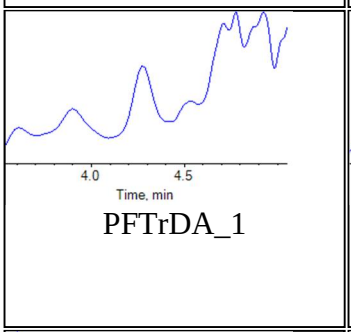

PFTrDA_1

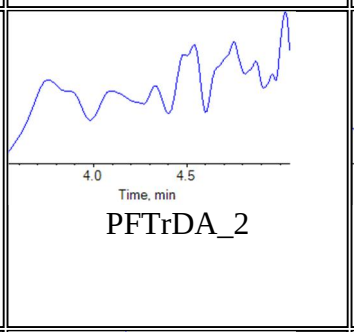

PFTrDA_2

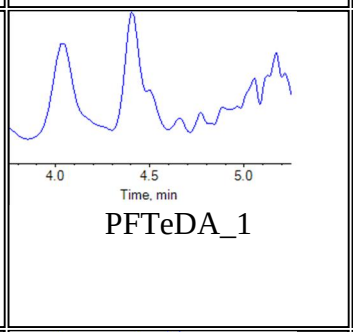

PFTeDA_1

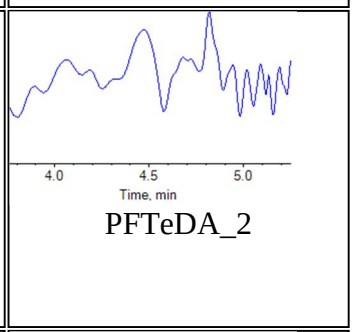

PFTeDA_2

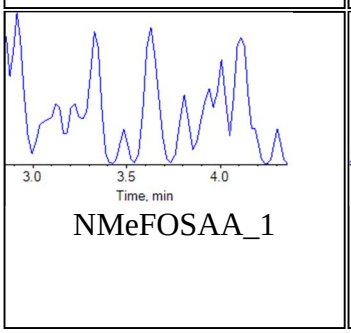

NMeFOSAA_1

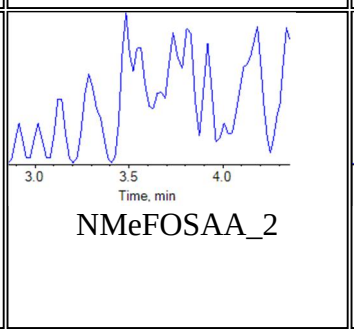

NMeFOSAA_2

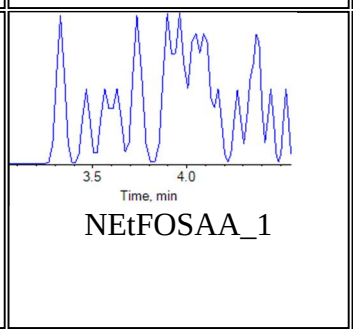

NEtFOSAA_1

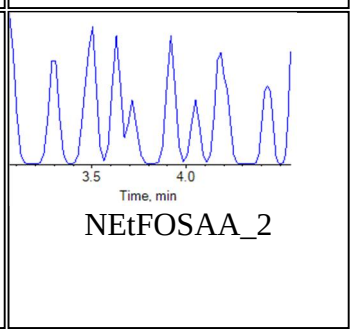

NEtFOSAA_2

Internal Standards:

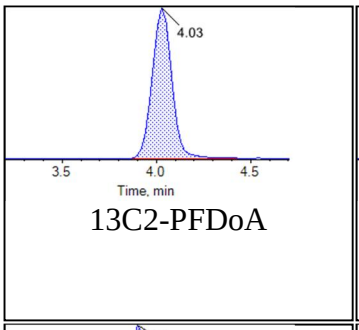

13C2-PFDoA

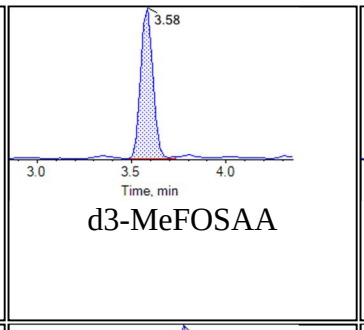

d3-MeFOSAA

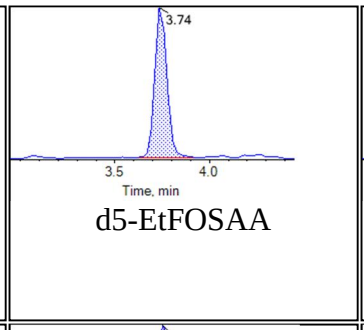

d5-EtFOSAA

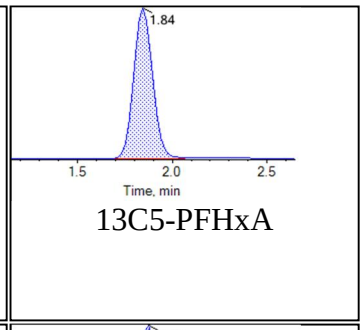

13C5-PFHxA

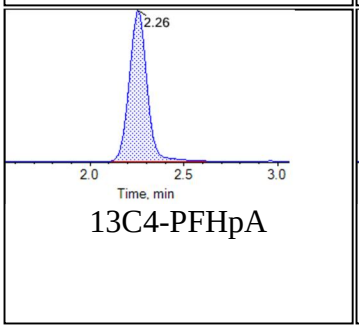

13C4-PFHpA

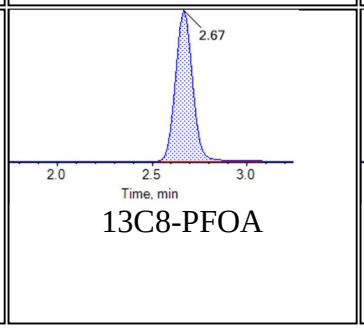

13C8-PFOA

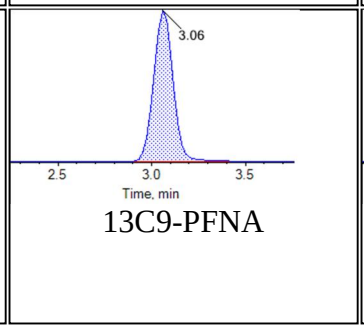

13C9-PFNA

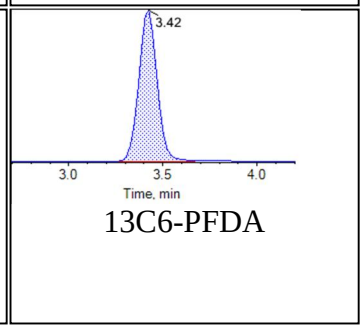

13C6-PFDA

BATTELLE

Chromatogram Report

Created with Analyst Reporter
Printed: 04/10/2018 8:03:16 PM

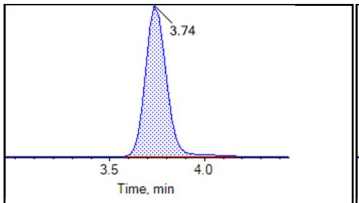

13C7-PFUnA

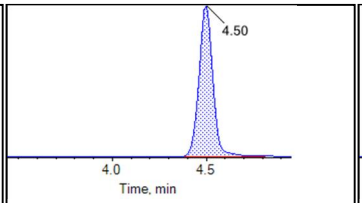

13C2-PFTeDA

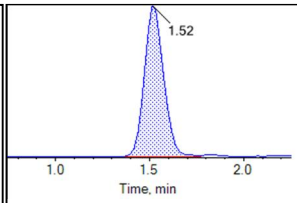

13C3-PFBS

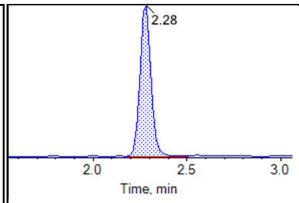

13C3-PFHxS

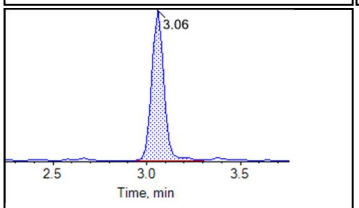

13C8-PFOS

BATTELLE

Chromatogram Report

Created with Analyst Reporter
Printed: 04/10/2018 8:03:21 PM

Sample Name	J8244-FS-D(9)	**Injection Vial**	7
Sample ID	VC-PM649-DW03-0918	**Injection Volume**	10.00
Sample Type	Unknown	**Instrument Name**	QTRAP 5500
Acquisition Date	2018-10-03T17:02:30	**Data File**	18-0567.wiff
Acquisition Method	5-0369.dam	**Result Table**	18-0567_BASE
Sample Comment			

Chromatograms

Target Analytes:

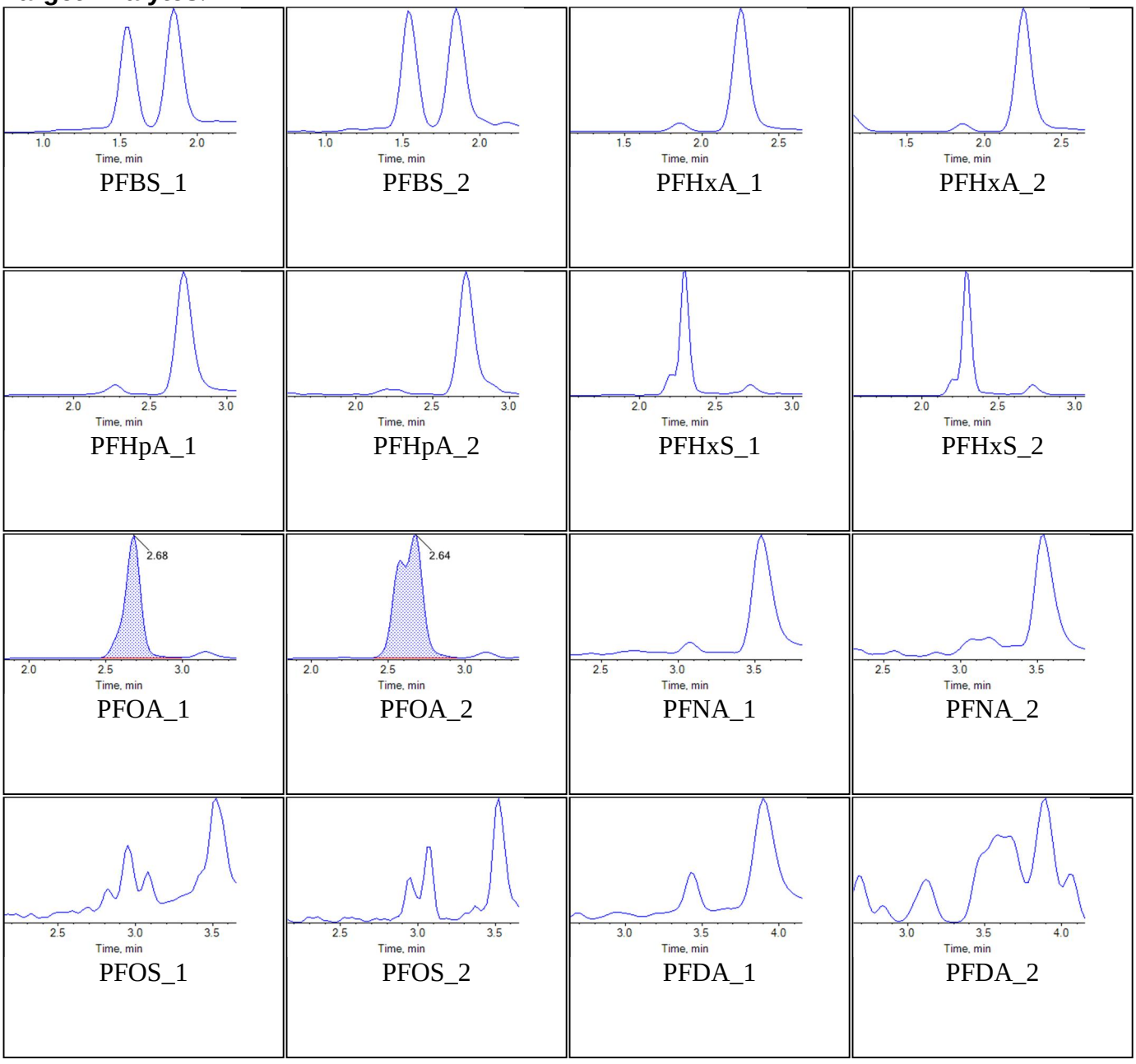

BATTELLE

Chromatogram Report

Created with Analyst Reporter
Printed: 04/10/2018 8:03:21 PM

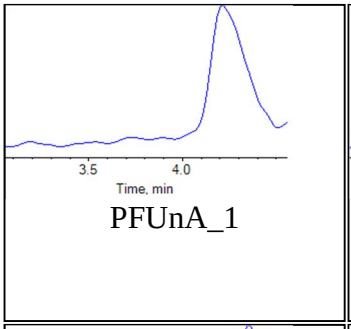

PFUnA_1

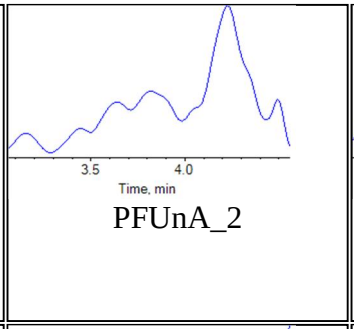

PFUnA_2

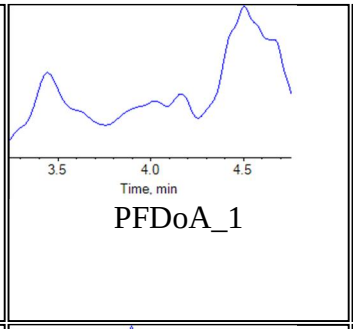

PFDoA_1

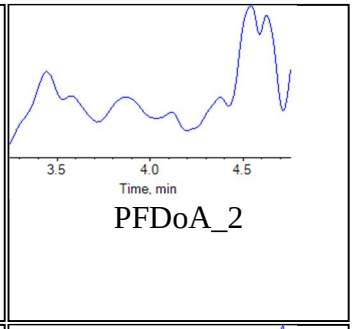

PFDoA_2

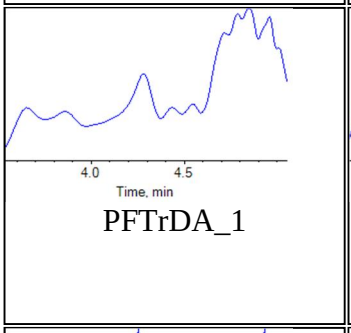

PFTrDA_1

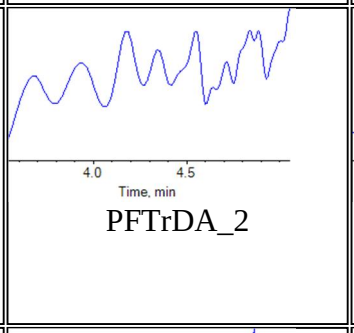

PFTrDA_2

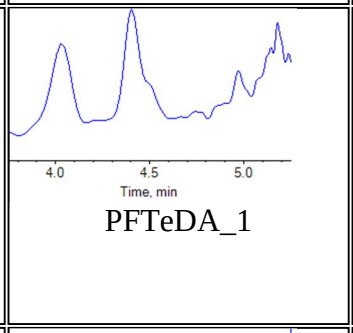

PFTeDA_1

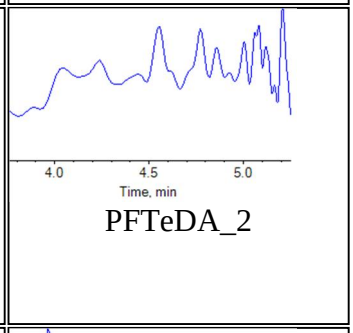

PFTeDA_2

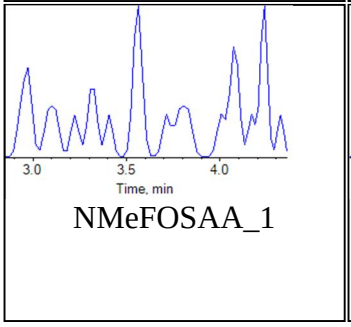

NMeFOSAA_1

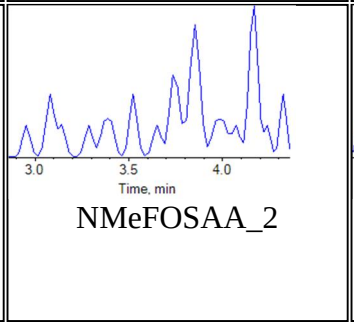

NMeFOSAA_2

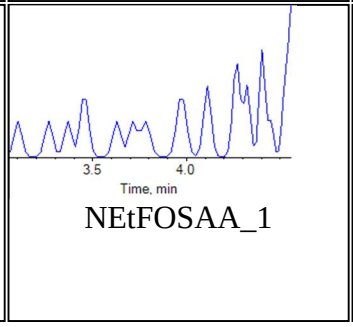

NEtFOSAA_1

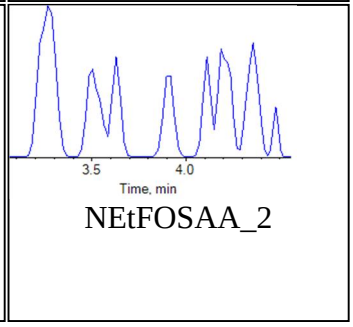

NEtFOSAA_2

Internal Standards:

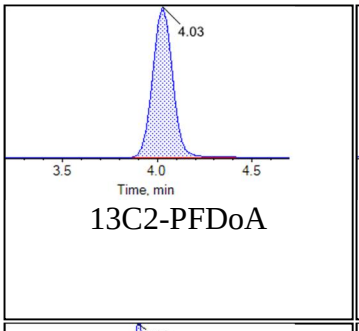

13C2-PFDoA

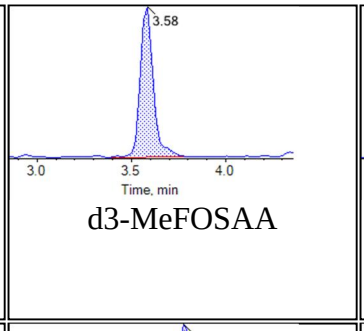

d3-MeFOSAA

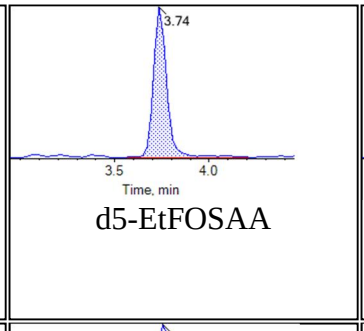

d5-EtFOSAA

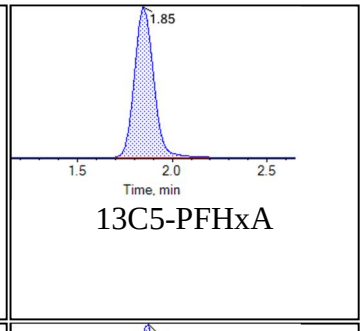

13C5-PFHxA

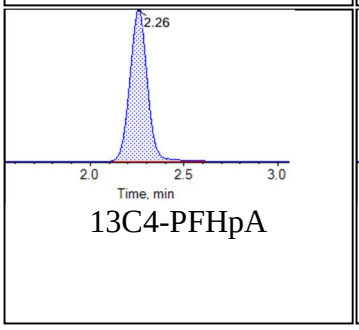

13C4-PFHpA

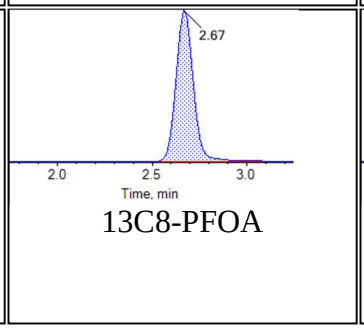

13C8-PFOA

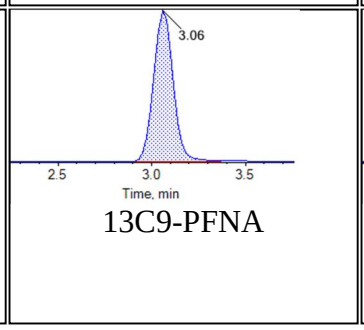

13C9-PFNA

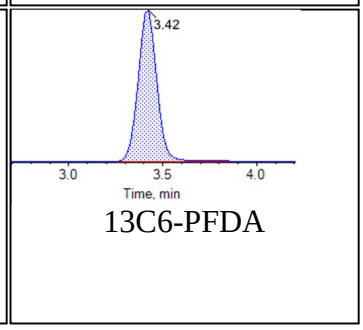

13C6-PFDA

BATTELLE

Chromatogram Report

Created with Analyst Reporter
Printed: 04/10/2018 8:03:21 PM

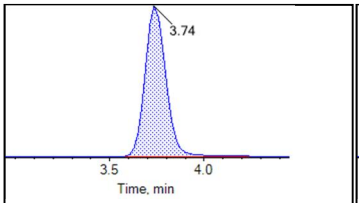

13C7-PFUnA

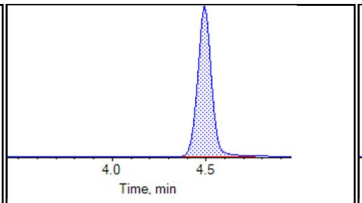

13C2-PFTeDA

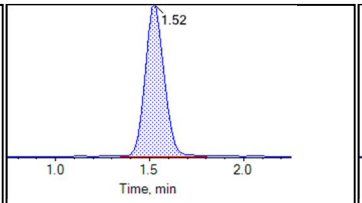

13C3-PFBS

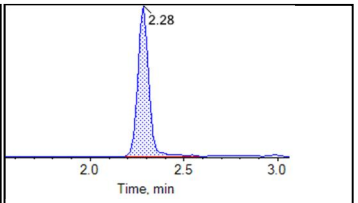

13C3-PFHxS

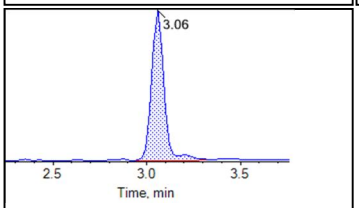

13C8-PFOS

BATTELLE

Chromatogram Report

Created with Analyst Reporter
Printed: 04/10/2018 8:03:28 PM

Sample Name	KB69 CCV	**Injection Vial**	9
Sample ID	CCV	**Injection Volume**	10.00
Sample Type	Quality Control	**Instrument Name**	QTRAP 5500
Acquisition Date	2018-10-03T17:24:13	**Data File**	18-0567.wiff
Acquisition Method	5-0369.dam	**Result Table**	18-0567_BASE
Sample Comment			

Chromatograms

Target Analytes:

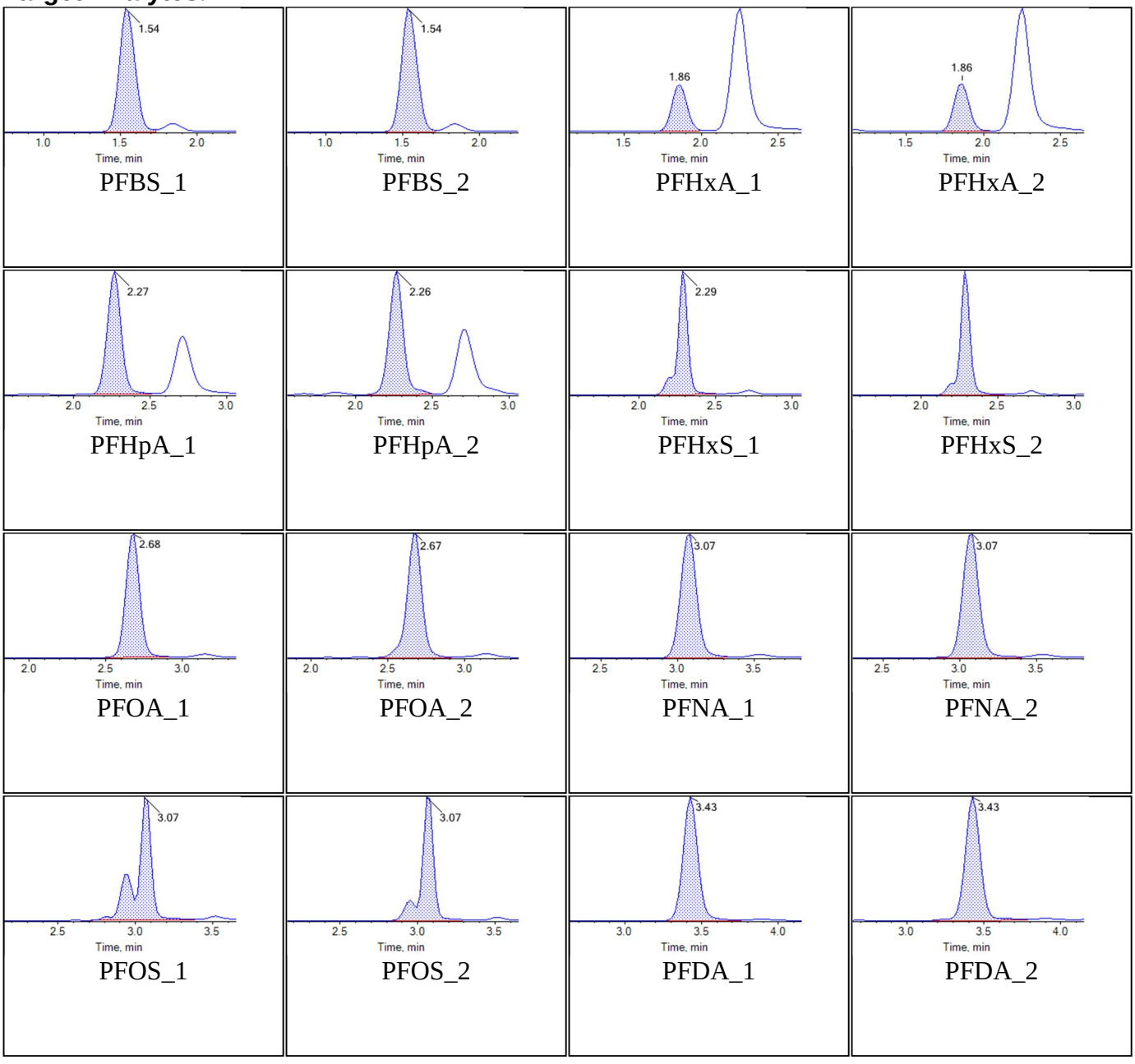

BATTELLE

Chromatogram Report

Created with Analyst Reporter
Printed: 04/10/2018 8:03:28 PM

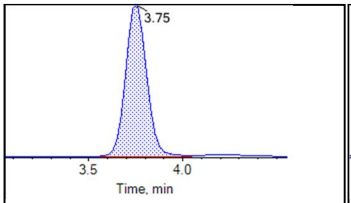

PFUnA_1

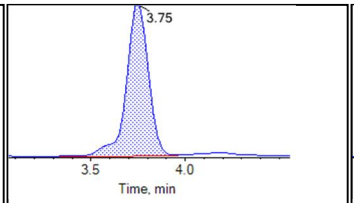

PFUnA_2

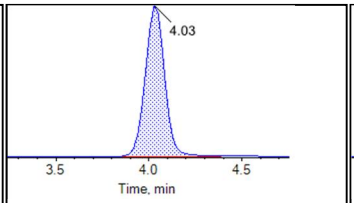

PFDoA_1

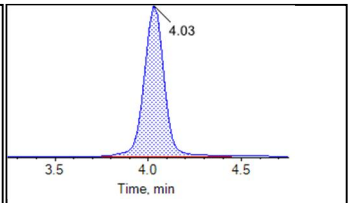

PFDoA_2

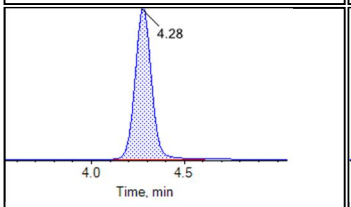

PFTrDA_1

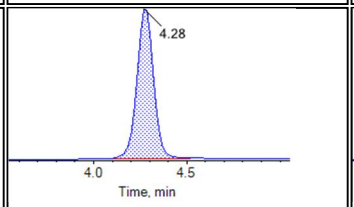

PFTrDA_2

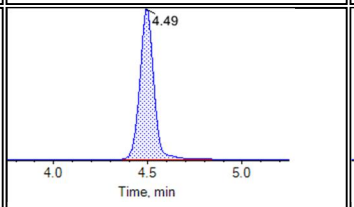

PFTeDA_1

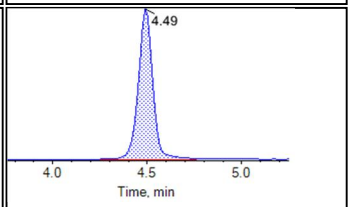

PFTeDA_2

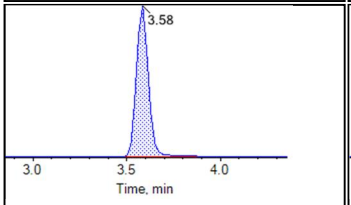

NMeFOSAA_1

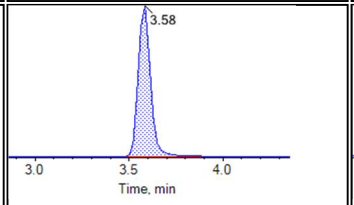

NMeFOSAA_2

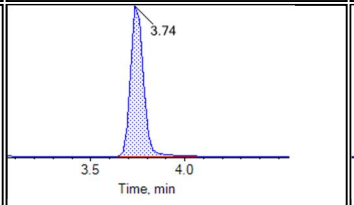

NEtFOSAA_1

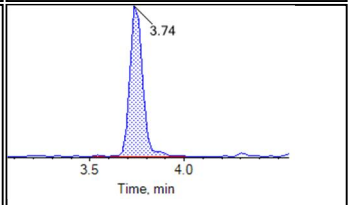

NEtFOSAA_2

Internal Standards:

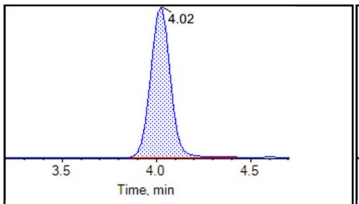

13C2-PFDoA

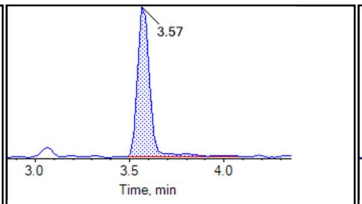

d3-MeFOSAA

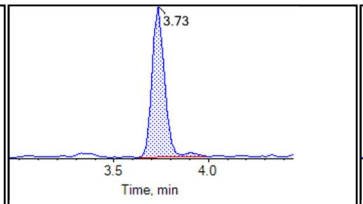

d5-EtFOSAA

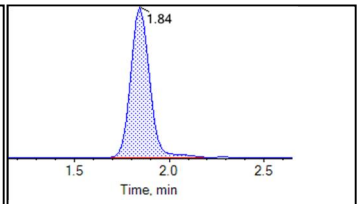

13C5-PFHxA

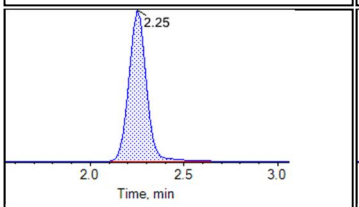

13C4-PFHpA

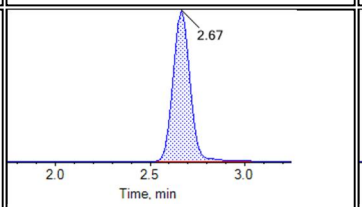

13C8-PFOA

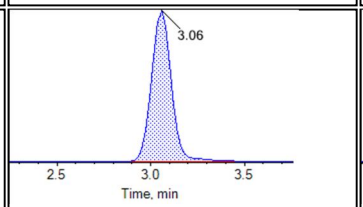

13C9-PFNA

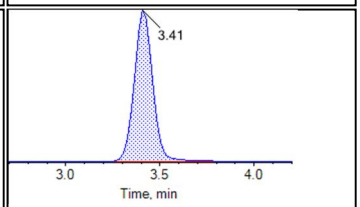

13C6-PFDA

BATTELLE

Chromatogram Report

Created with Analyst Reporter
Printed: 04/10/2018 8:03:28 PM

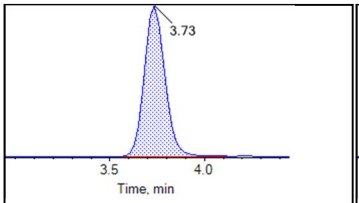

13C7-PFUnA

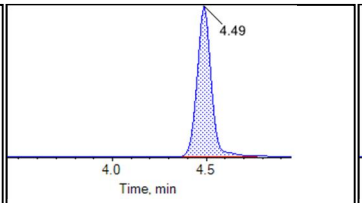

13C2-PFTeDA

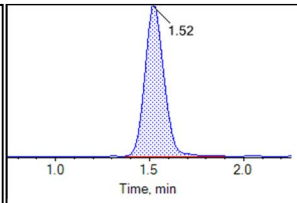

13C3-PFBS

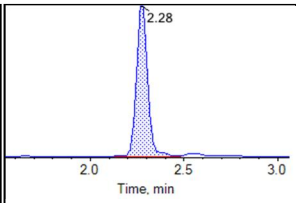

13C3-PFHxS

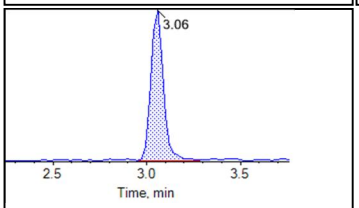

13C8-PFOS

BATTELLE

Chromatogram Report

Created with Analyst Reporter
Printed: 05/10/2018 11:09:21 AM

Sample Name	KA86	**Injection Vial**	2
Sample ID	L1	**Injection Volume**	10.00
Sample Type	Standard	**Instrument Name**	QTRAP 5500
Acquisition Date	2018-10-02T20:29:24	**Data File**	18-0567.wiff
Acquisition Method	5-0369.dam	**Result Table**	18-0567_SIS
Sample Comment			

Chromatograms

Target Analytes:

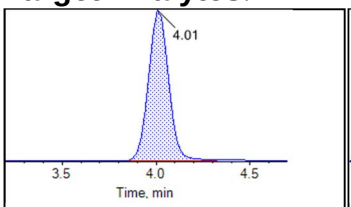

13C2-PFDoA

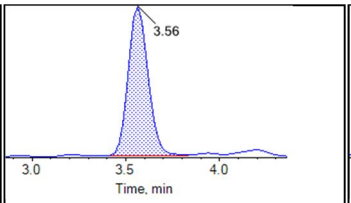

d3-MeFOSAA

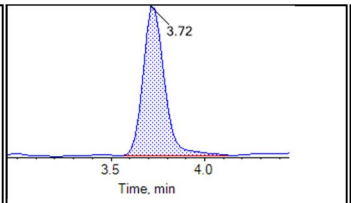

d5-EtFOSAA

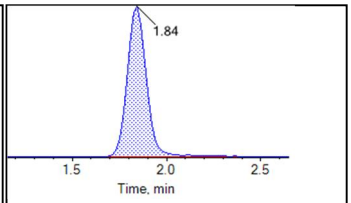

13C5-PFHxA

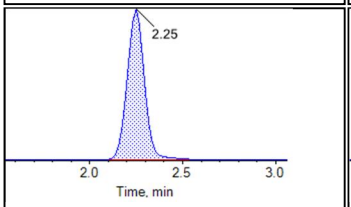

13C4-PFHpA

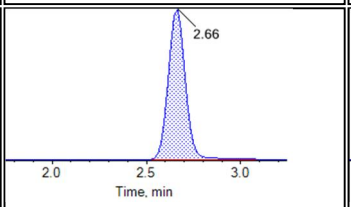

13C8-PFOA

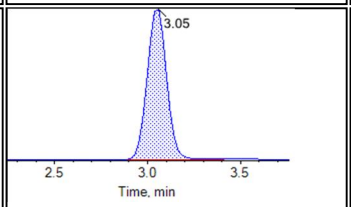

13C9-PFNA

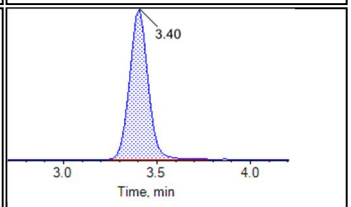

13C6-PFDA

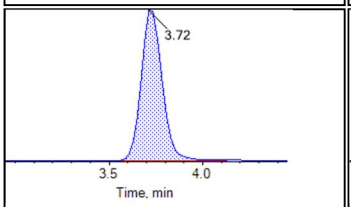

13C7-PFUnA

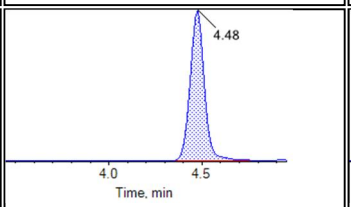

13C2-PFTeDA

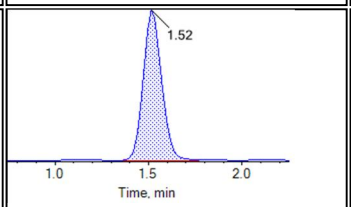

13C3-PFBS

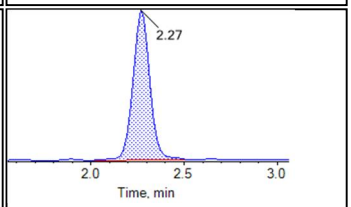

13C3-PFHxS

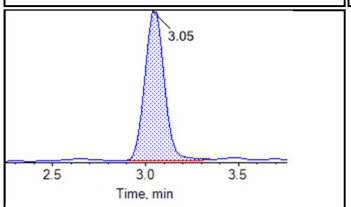

13C8-PFOS

BATTELLE

Chromatogram Report

Created with Analyst Reporter
Printed: 05/10/2018 11:09:21 AM

Internal Standards:

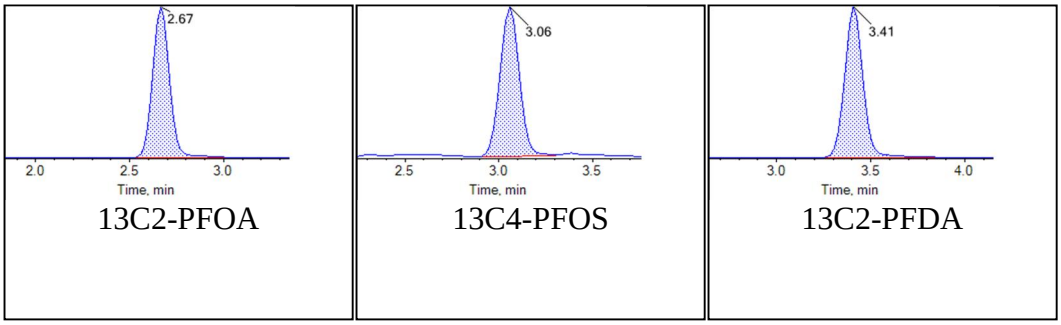

BATTELLE

Chromatogram Report

Created with Analyst Reporter
Printed: 05/10/2018 11:09:25 AM

Sample Name	KA87	**Injection Vial**	3
Sample ID	L2	**Injection Volume**	10.00
Sample Type	Standard	**Instrument Name**	QTRAP 5500
Acquisition Date	2018-10-02T20:40:16	**Data File**	18-0567.wiff
Acquisition Method	5-0369.dam	**Result Table**	18-0567_SIS
Sample Comment			

Chromatograms

Target Analytes:

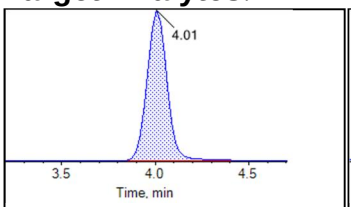

13C2-PFDoA

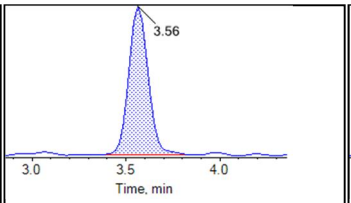

d3-MeFOSAA

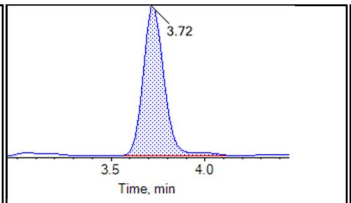

d5-EtFOSAA

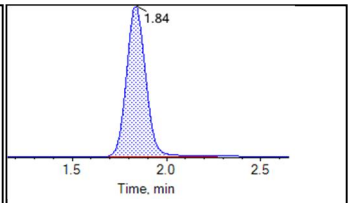

13C5-PFHxA

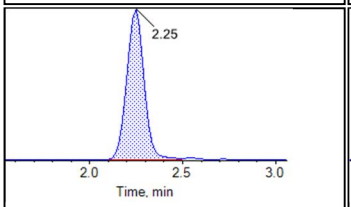

13C4-PFHpA

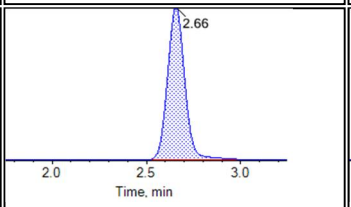

13C8-PFOA

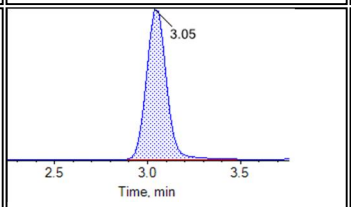

13C9-PFNA

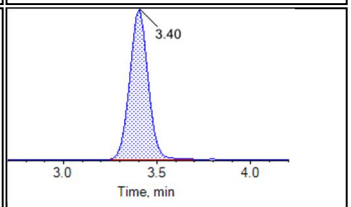

13C6-PFDA

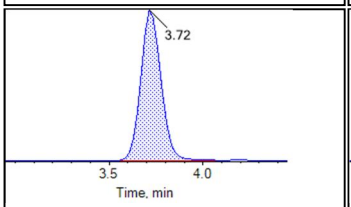

13C7-PFUnA

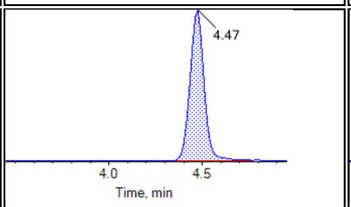

13C2-PFTeDA

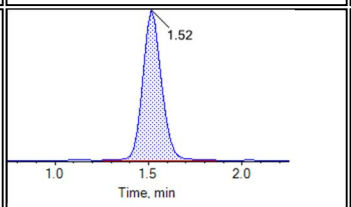

13C3-PFBS

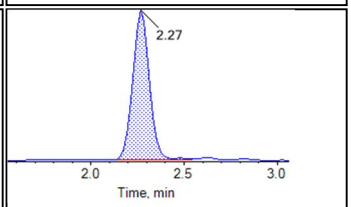

13C3-PFHxS

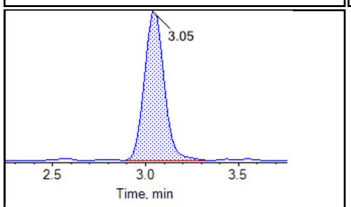

13C8-PFOS

BATTELLE

Chromatogram Report

Created with Analyst Reporter
Printed: 05/10/2018 11:09:25 AM

Internal Standards:

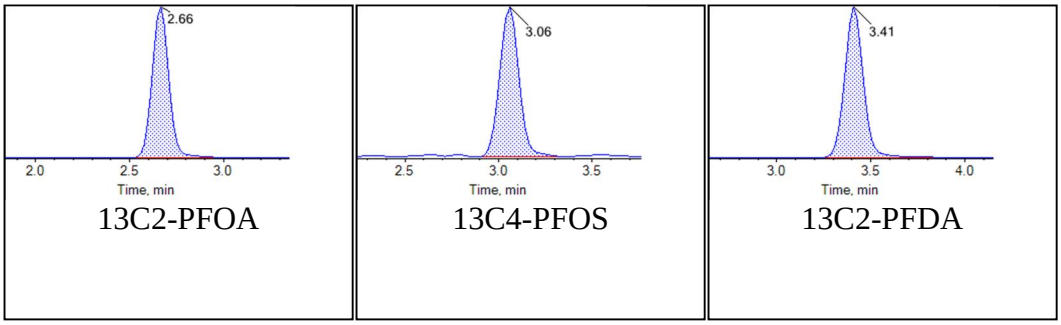

BATTELLE

Chromatogram Report

Created with Analyst Reporter
Printed: 05/10/2018 11:09:29 AM

Sample Name	KA88	**Injection Vial**	4
Sample ID	L3	**Injection Volume**	10.00
Sample Type	Standard	**Instrument Name**	QTRAP 5500
Acquisition Date	2018-10-02T20:51:08	**Data File**	18-0567.wiff
Acquisition Method	5-0369.dam	**Result Table**	18-0567_SIS
Sample Comment			

Chromatograms

Target Analytes:

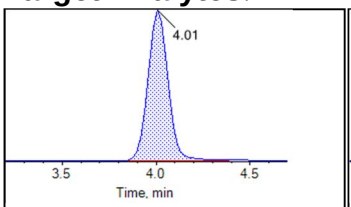

13C2-PFDoA

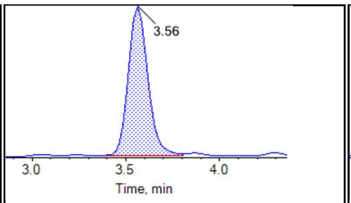

d3-MeFOSAA

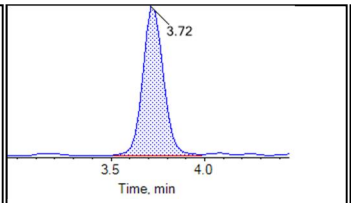

d5-EtFOSAA

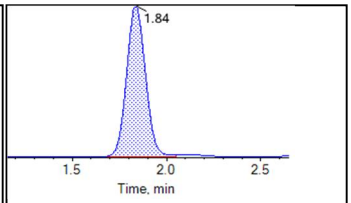

13C5-PFHxA

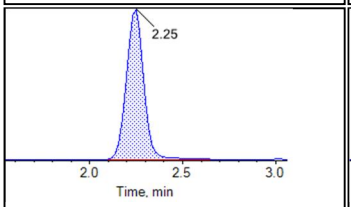

13C4-PFHpA

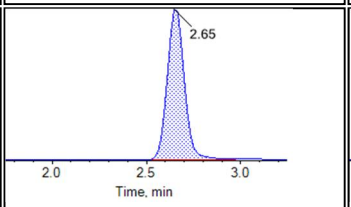

13C8-PFOA

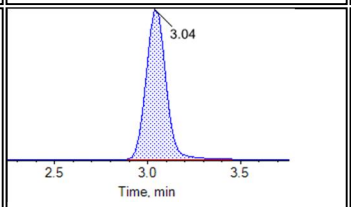

13C9-PFNA

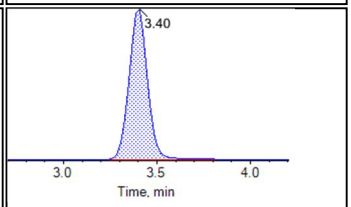

13C6-PFDA

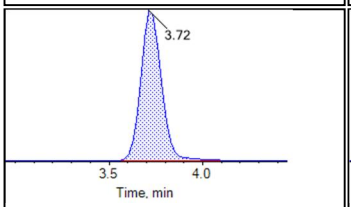

13C7-PFUnA

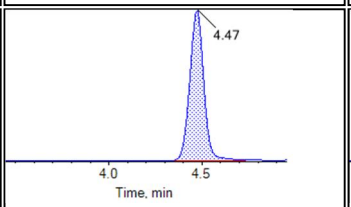

13C2-PFTeDA

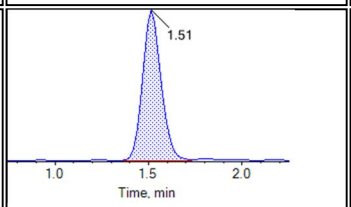

13C3-PFBS

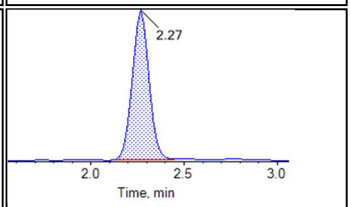

13C3-PFHxS

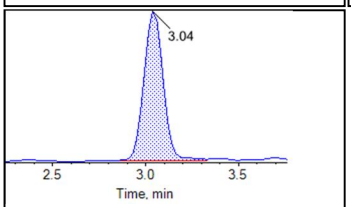

13C8-PFOS

BATTELLE

Chromatogram Report

Created with Analyst Reporter
Printed: 05/10/2018 11:09:29 AM

Internal Standards:

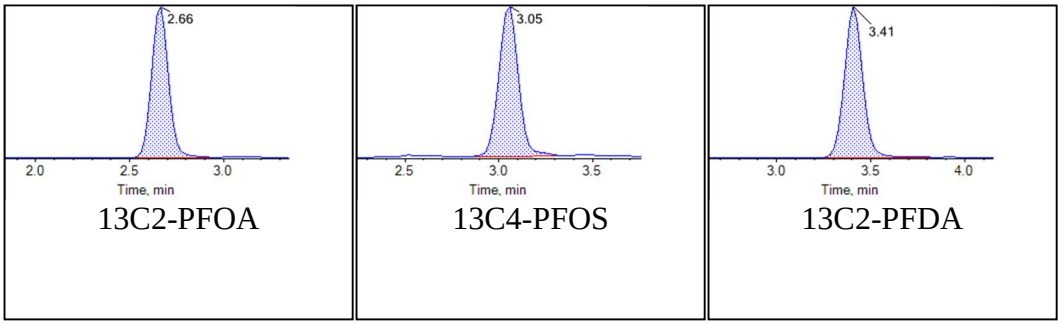

BATTELLE

Chromatogram Report

Created with Analyst Reporter
Printed: 05/10/2018 11:09:34 AM

Sample Name	KB85	**Injection Vial**	5
Sample ID	L4	**Injection Volume**	10.00
Sample Type	Standard	**Instrument Name**	QTRAP 5500
Acquisition Date	2018-10-02T21:02:00	**Data File**	18-0567.wiff
Acquisition Method	5-0369.dam	**Result Table**	18-0567_SIS
Sample Comment			

Chromatograms

Target Analytes:

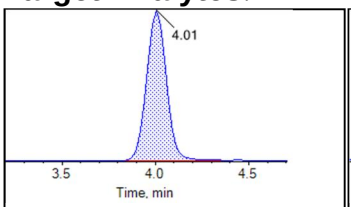

13C2-PFDoA

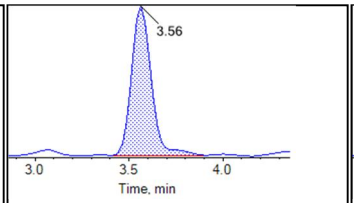

d3-MeFOSAA

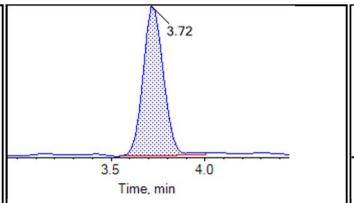

d5-EtFOSAA

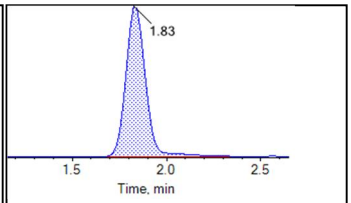

13C5-PFHxA

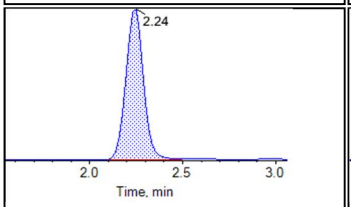

13C4-PFHpA

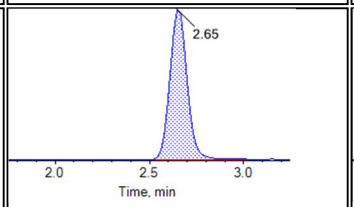

13C8-PFOA

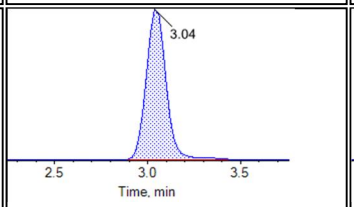

13C9-PFNA

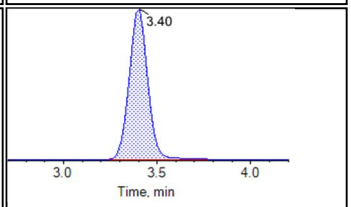

13C6-PFDA

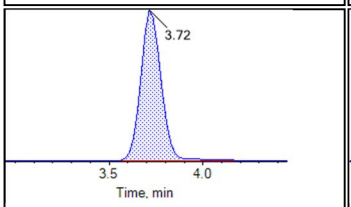

13C7-PFUnA

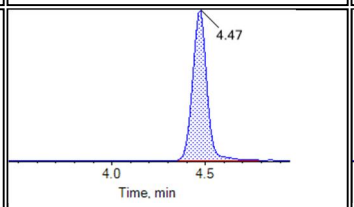

13C2-PFTeDA

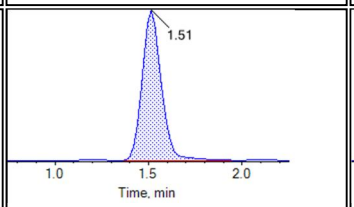

13C3-PFBS

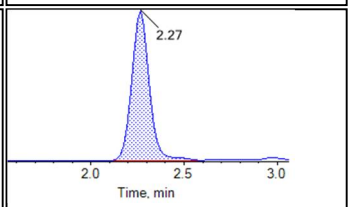

13C3-PFHxS

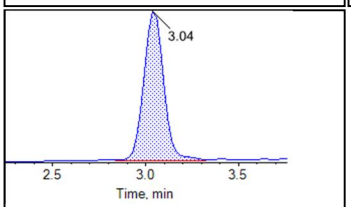

13C8-PFOS

Chromatogram Report

Created with Analyst Reporter
Printed: 05/10/2018 11:09:34 AM

Internal Standards:

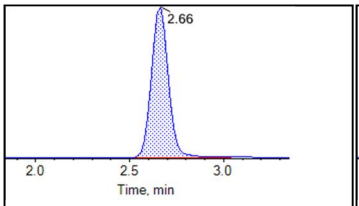

13C2-PFOA

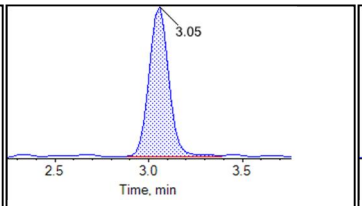

13C4-PFOS

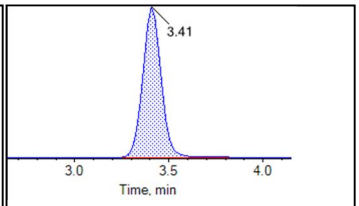

13C2-PFDA

BATTELLE

Chromatogram Report

Created with Analyst Reporter
Printed: 05/10/2018 11:09:38 AM

Sample Name	KB69	**Injection Vial**	6
Sample ID	L5	**Injection Volume**	10.00
Sample Type	Standard	**Instrument Name**	QTRAP 5500
Acquisition Date	2018-10-02T21:12:52	**Data File**	18-0567.wiff
Acquisition Method	5-0369.dam	**Result Table**	18-0567_SIS
Sample Comment			

Chromatograms

Target Analytes:

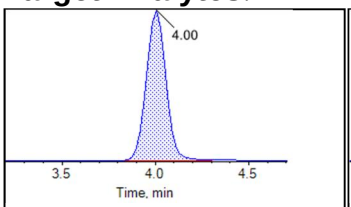

13C2-PFDoA

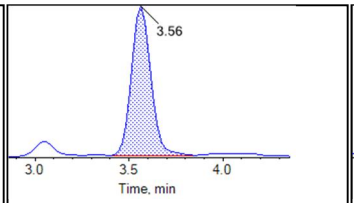

d3-MeFOSAA

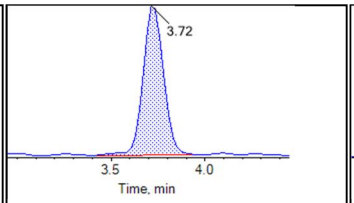

d5-EtFOSAA

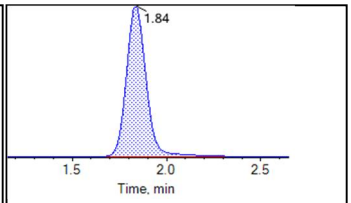

13C5-PFHxA

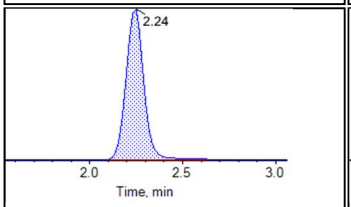

13C4-PFHpA

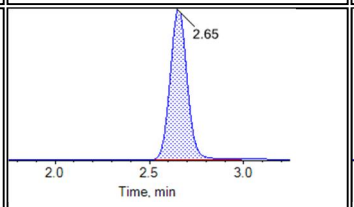

13C8-PFOA

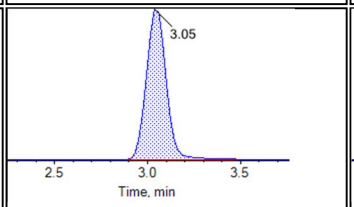

13C9-PFNA

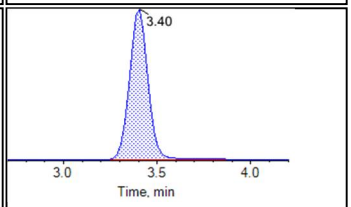

13C6-PFDA

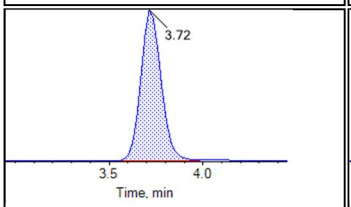

13C7-PFUnA

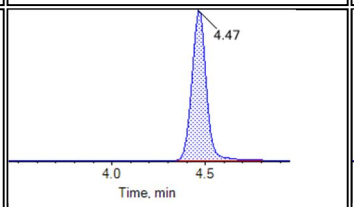

13C2-PFTeDA

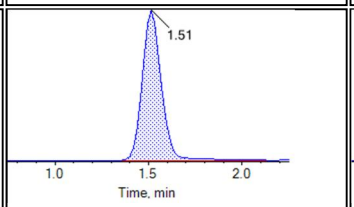

13C3-PFBS

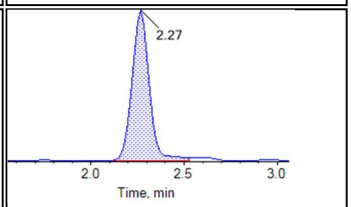

13C3-PFHxS

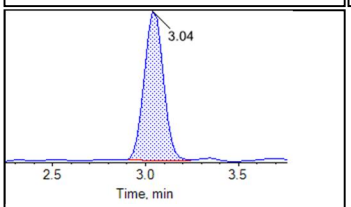

13C8-PFOS

BATTELLE

Chromatogram Report

Created with Analyst Reporter
Printed: 05/10/2018 11:09:38 AM

Internal Standards:

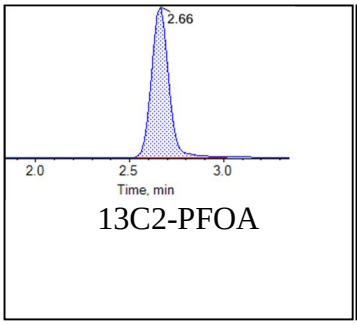

13C2-PFOA

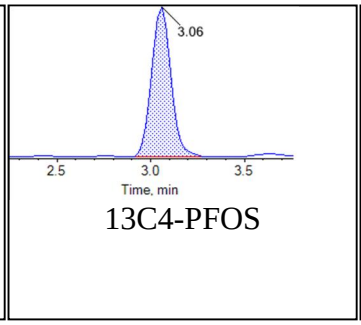

13C4-PFOS

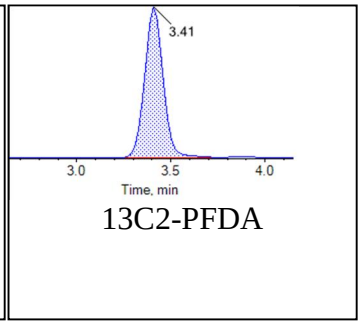

13C2-PFDA

BATTELLE

Chromatogram Report

Created with Analyst Reporter
Printed: 05/10/2018 11:09:42 AM

Sample Name	KB64	**Injection Vial**	7
Sample ID	L6	**Injection Volume**	10.00
Sample Type	Standard	**Instrument Name**	QTRAP 5500
Acquisition Date	2018-10-02T21:23:43	**Data File**	18-0567.wiff
Acquisition Method	5-0369.dam	**Result Table**	18-0567_SIS
Sample Comment			

Chromatograms

Target Analytes:

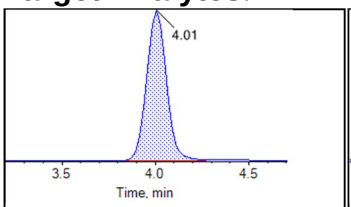

13C2-PFDoA

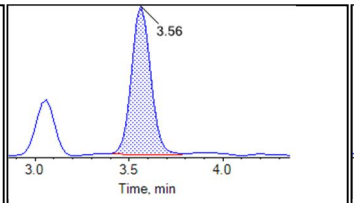

d3-MeFOSAA

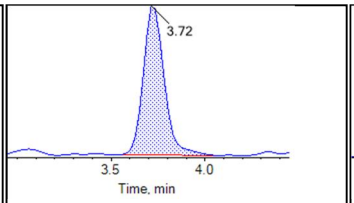

d5-EtFOSAA

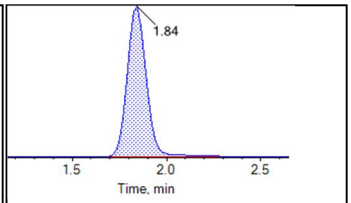

13C5-PFHxA

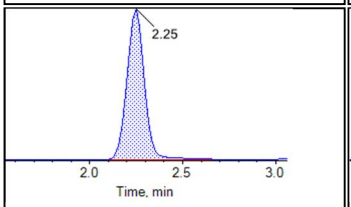

13C4-PFHpA

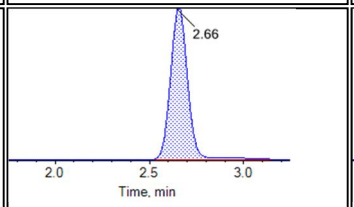

13C8-PFOA

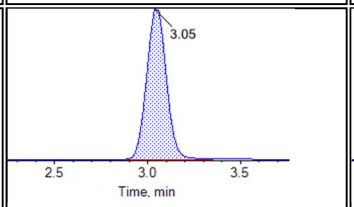

13C9-PFNA

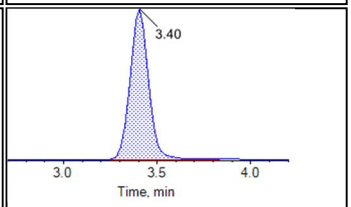

13C6-PFDA

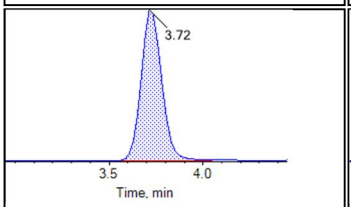

13C7-PFUnA

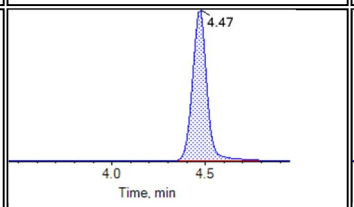

13C2-PFTeDA

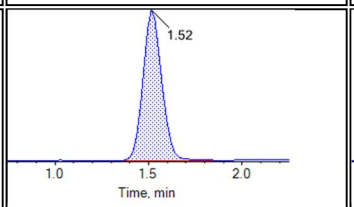

13C3-PFBS

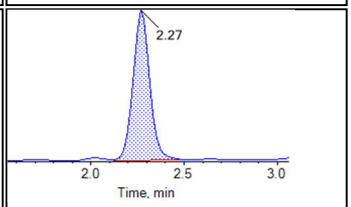

13C3-PFHxS

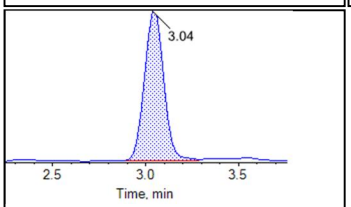

13C8-PFOS

BATTELLE

Chromatogram Report

Created with Analyst Reporter
Printed: 05/10/2018 11:09:42 AM

Internal Standards:

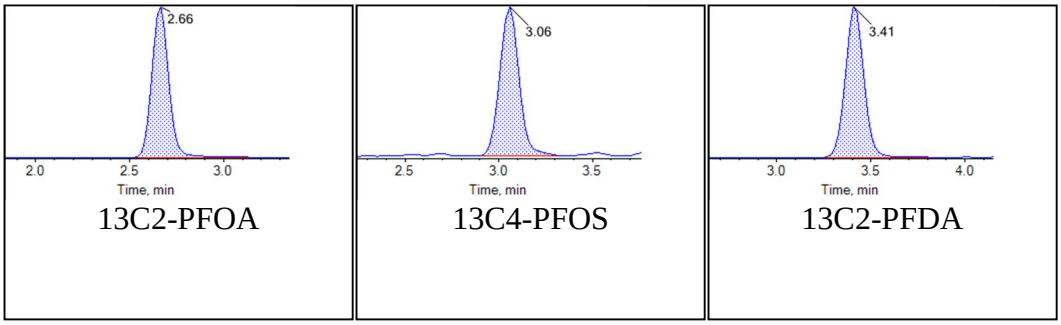

BATTELLE

Chromatogram Report

Created with Analyst Reporter
Printed: 05/10/2018 11:09:46 AM

Sample Name	KB65	**Injection Vial**	8
Sample ID	L7	**Injection Volume**	10.00
Sample Type	Standard	**Instrument Name**	QTRAP 5500
Acquisition Date	2018-10-02T21:34:34	**Data File**	18-0567.wiff
Acquisition Method	5-0369.dam	**Result Table**	18-0567_SIS
Sample Comment			

Chromatograms

Target Analytes:

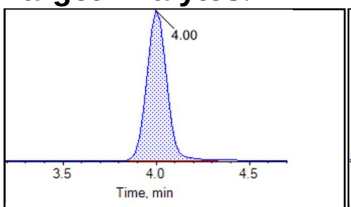

13C2-PFDoA

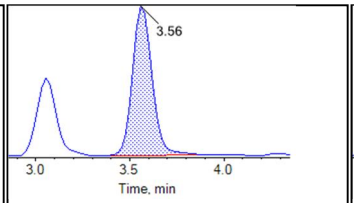

d3-MeFOSAA

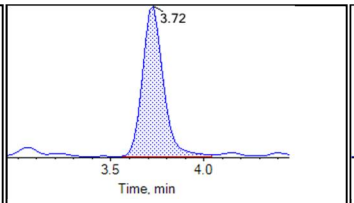

d5-EtFOSAA

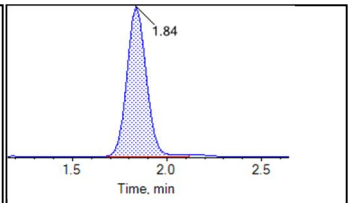

13C5-PFHxA

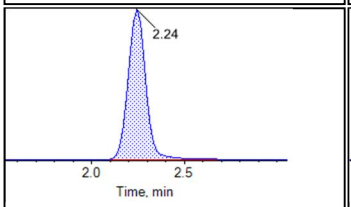

13C4-PFHpA

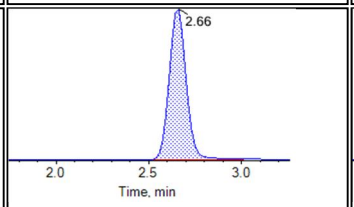

13C8-PFOA

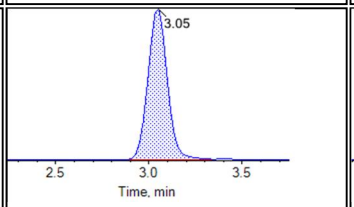

13C9-PFNA

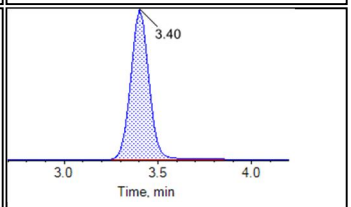

13C6-PFDA

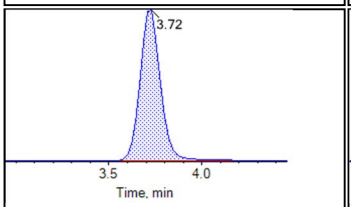

13C7-PFUnA

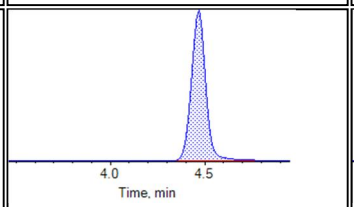

13C2-PFTeDA

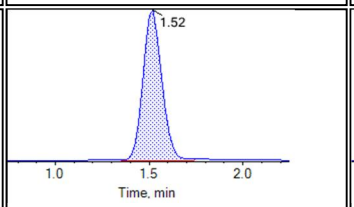

13C3-PFBS

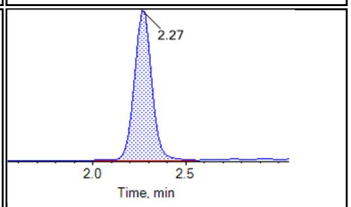

13C3-PFHxS

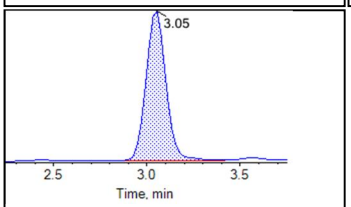

13C8-PFOS

BATTELLE

Chromatogram Report

Created with Analyst Reporter
Printed: 05/10/2018 11:09:46 AM

Internal Standards:

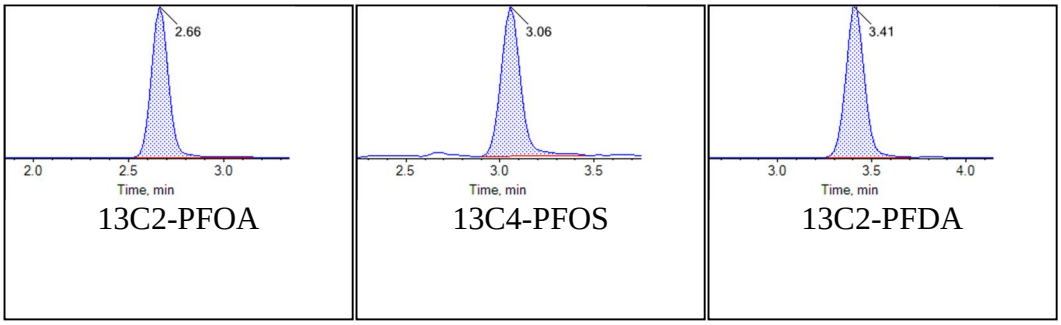

BATTELLE

Chromatogram Report

Created with Analyst Reporter
Printed: 05/10/2018 11:09:51 AM

Sample Name	KB35 IB	**Injection Vial**	9
Sample ID	Instrument Blank	**Injection Volume**	10.00
Sample Type	Unknown	**Instrument Name**	QTRAP 5500
Acquisition Date	2018-10-02T21:45:25	**Data File**	18-0567.wiff
Acquisition Method	5-0369.dam	**Result Table**	18-0567_SIS
Sample Comment			

Chromatograms

Target Analytes:

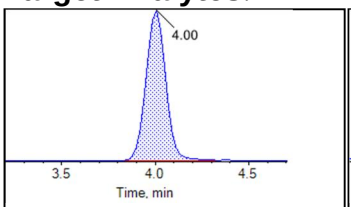

13C2-PFDoA

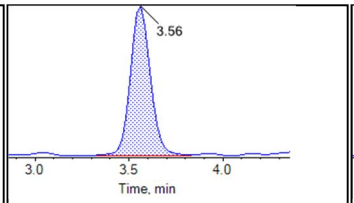

d3-MeFOSAA

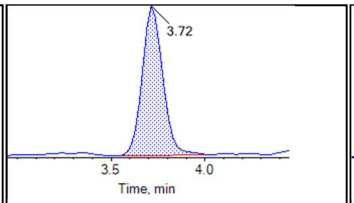

d5-EtFOSAA

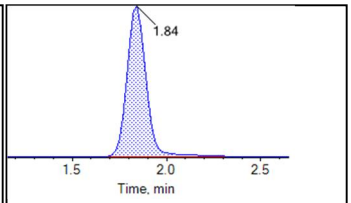

13C5-PFHxA

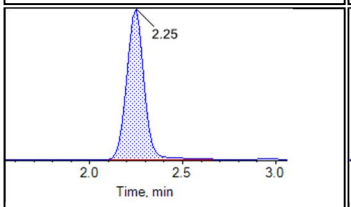

13C4-PFHpA

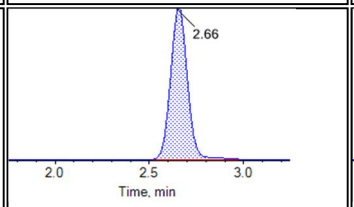

13C8-PFOA

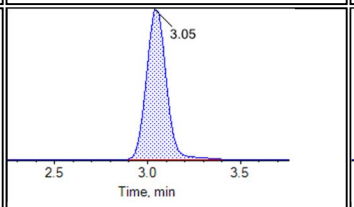

13C9-PFNA

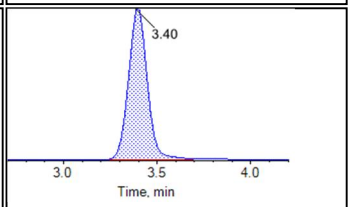

13C6-PFDA

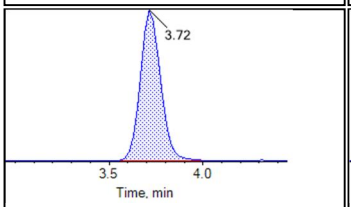

13C7-PFUnA

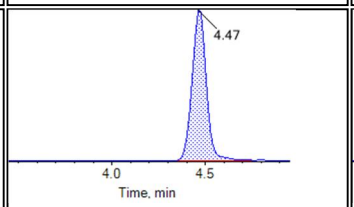

13C2-PFTeDA

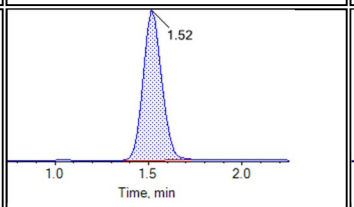

13C3-PFBS

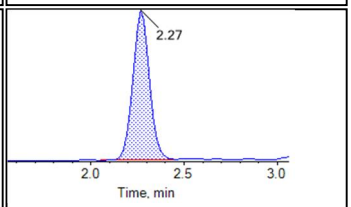

13C3-PFHxS

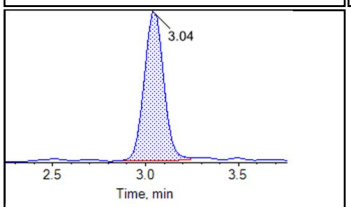

13C8-PFOS

BATTELLE

Chromatogram Report

Created with Analyst Reporter
Printed: 05/10/2018 11:09:51 AM

Internal Standards:

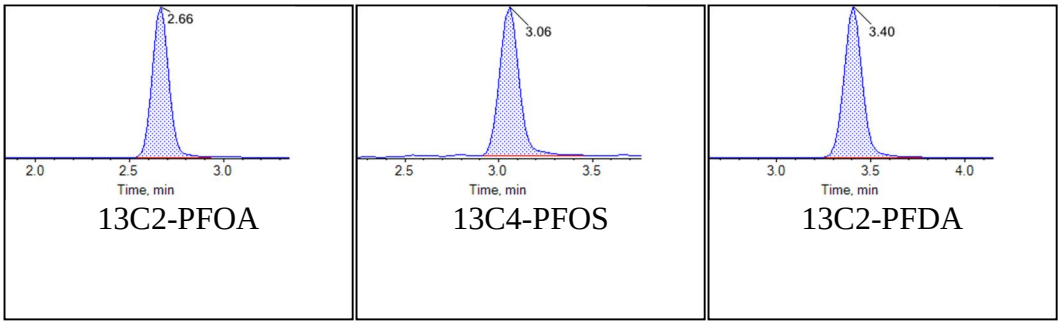

BATTELLE

Chromatogram Report

Created with Analyst Reporter
Printed: 05/10/2018 11:09:55 AM

Sample Name	KB36 ICC	**Injection Vial**	10
Sample ID	ICC	**Injection Volume**	10.00
Sample Type	Quality Control	**Instrument Name**	QTRAP 5500
Acquisition Date	2018-10-02T21:56:17	**Data File**	18-0567.wiff
Acquisition Method	5-0369.dam	**Result Table**	18-0567_SIS
Sample Comment			

Chromatograms

Target Analytes:

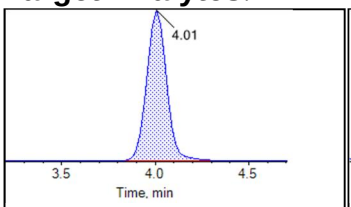

13C2-PFDoA

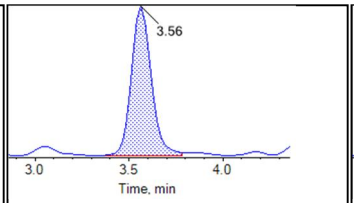

d3-MeFOSAA

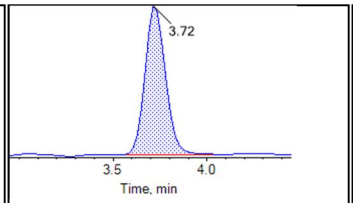

d5-EtFOSAA

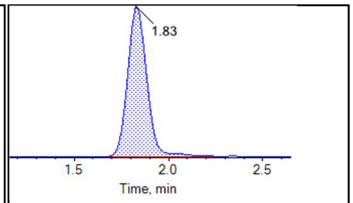

13C5-PFHxA

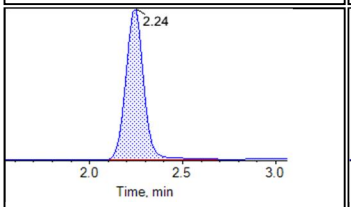

13C4-PFHpA

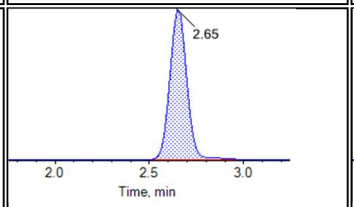

13C8-PFOA

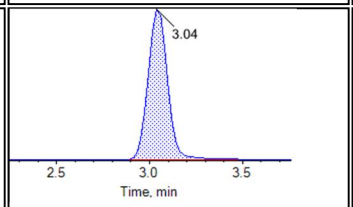

13C9-PFNA

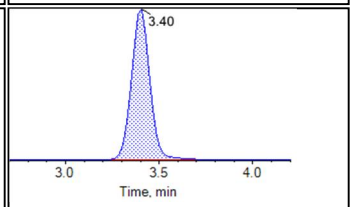

13C6-PFDA

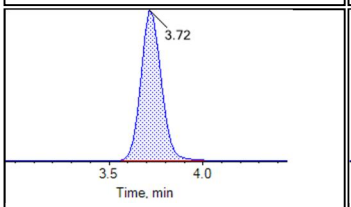

13C7-PFUnA

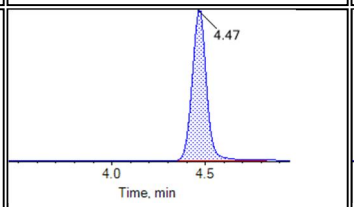

13C2-PFTeDA

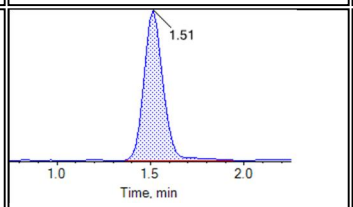

13C3-PFBS

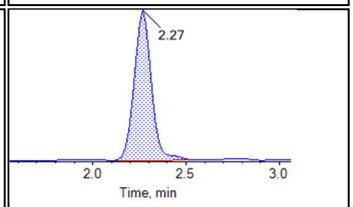

13C3-PFHxS

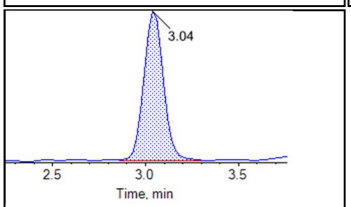

13C8-PFOS

BATTELLE

Chromatogram Report

Created with Analyst Reporter
Printed: 05/10/2018 11:09:55 AM

Internal Standards:

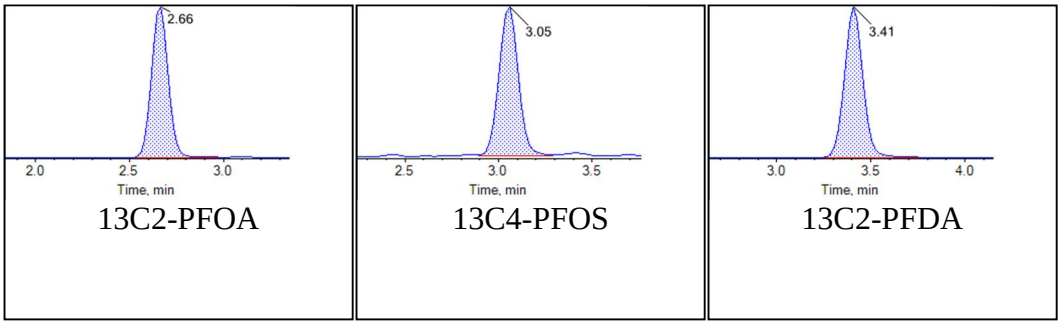

BATTELLE

Chromatogram Report

Created with Analyst Reporter
Printed: 05/10/2018 11:10:10 AM

Sample Name	KB85 CCV	**Injection Vial**	5
Sample ID	CCV	**Injection Volume**	10.00
Sample Type	Quality Control	**Instrument Name**	QTRAP 5500
Acquisition Date	2018-10-02T22:50:36	**Data File**	18-0567.wiff
Acquisition Method	5-0369.dam	**Result Table**	18-0567_SIS
Sample Comment			

Chromatograms

Target Analytes:

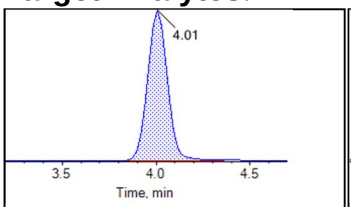

13C2-PFDoA

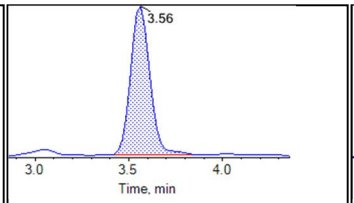

d3-MeFOSAA

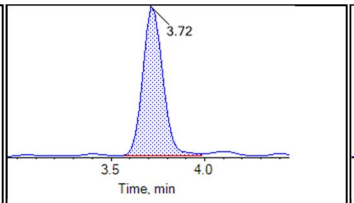

d5-EtFOSAA

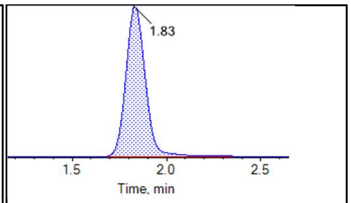

13C5-PFHxA

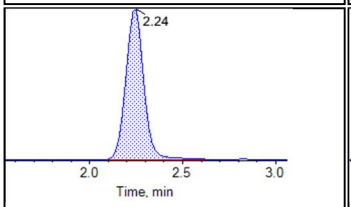

13C4-PFHpA

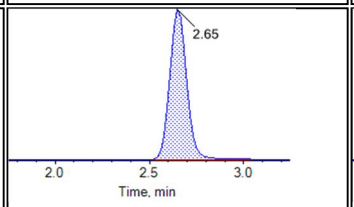

13C8-PFOA

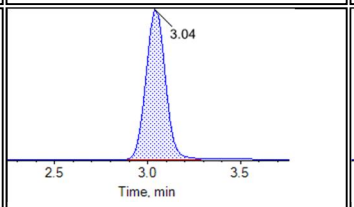

13C9-PFNA

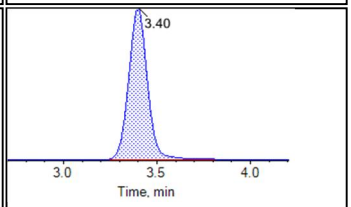

13C6-PFDA

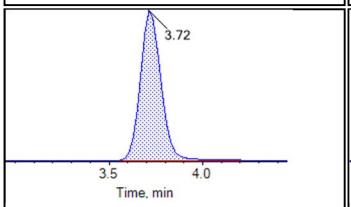

13C7-PFUnA

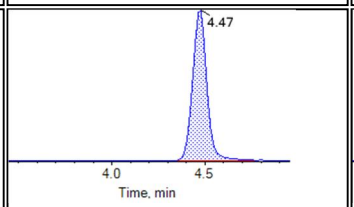

13C2-PFTeDA

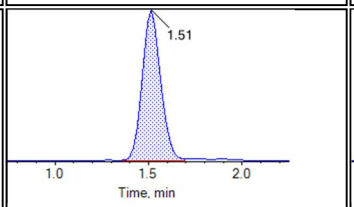

13C3-PFBS

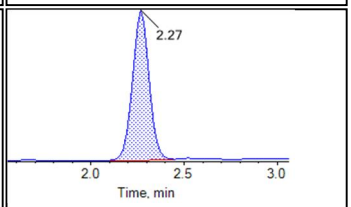

13C3-PFHxS

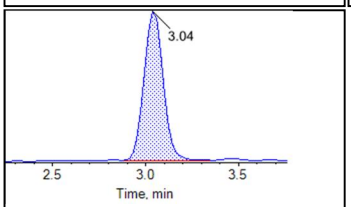

13C8-PFOS

Chromatogram Report

Created with Analyst Reporter
Printed: 05/10/2018 11:10:10 AM

Internal Standards:

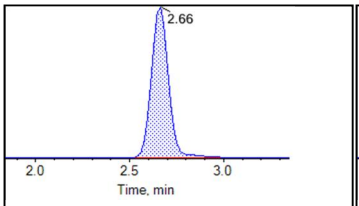

13C2-PFOA

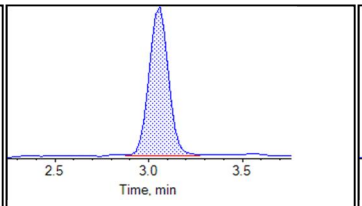

13C4-PFOS

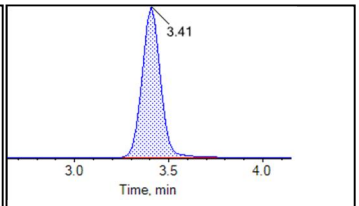

13C2-PFDA

BATTELLE

Chromatogram Report

Created with Analyst Reporter
Printed: 05/10/2018 11:10:19 AM

Sample Name	CR845PB-FS(0)	**Injection Vial**	16
Sample ID	Procedural Blank	**Injection Volume**	10.00
Sample Type	Unknown	**Instrument Name**	QTRAP 5500
Acquisition Date	2018-10-02T23:12:20	**Data File**	18-0567.wiff
Acquisition Method	5-0369.dam	**Result Table**	18-0567_SIS
Sample Comment			

Chromatograms

Target Analytes:

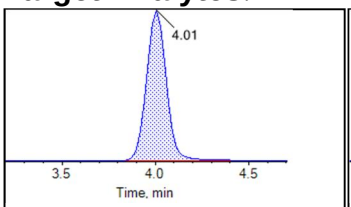

13C2-PFDoA

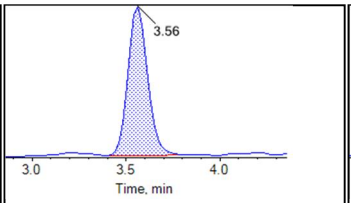

d3-MeFOSAA

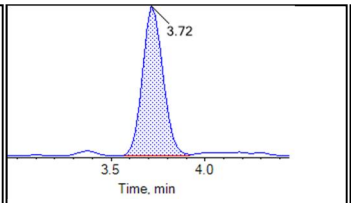

d5-EtFOSAA

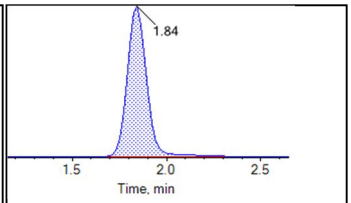

13C5-PFHxA

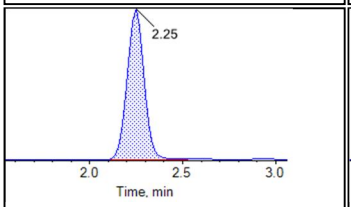

13C4-PFHpA

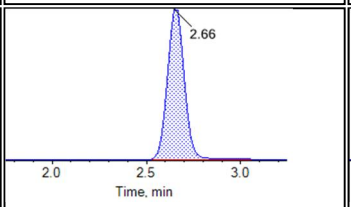

13C8-PFOA

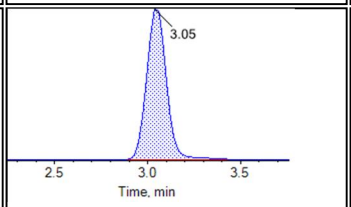

13C9-PFNA

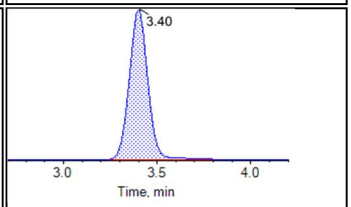

13C6-PFDA

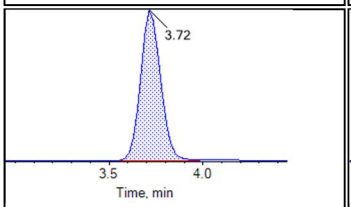

13C7-PFUnA

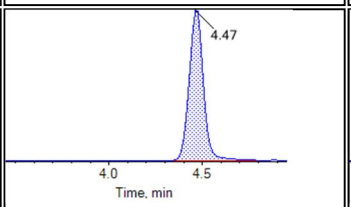

13C2-PFTeDA

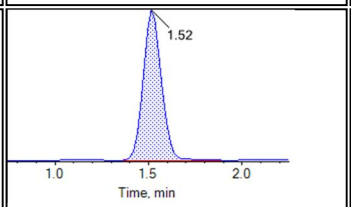

13C3-PFBS

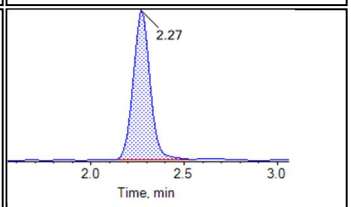

13C3-PFHxS

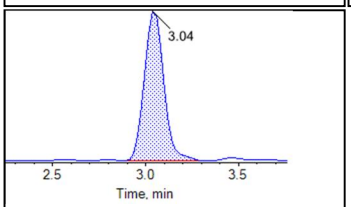

13C8-PFOS

BATTELLE

Chromatogram Report

Created with Analyst Reporter
Printed: 05/10/2018 11:10:19 AM

Internal Standards:

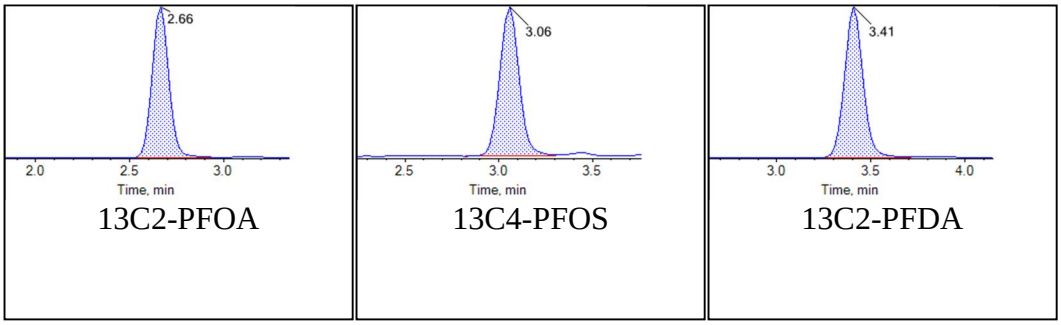

BATTELLE

Chromatogram Report

Created with Analyst Reporter
Printed: 05/10/2018 11:10:23 AM

Sample Name	CR846LCS-FS(0)	**Injection Vial**	17
Sample ID	Laboratory Control Sample	**Injection Volume**	10.00
Sample Type	Unknown	**Instrument Name**	QTRAP 5500
Acquisition Date	2018-10-02T23:23:12	**Data File**	18-0567.wiff
Acquisition Method	5-0369.dam	**Result Table**	18-0567_SIS
Sample Comment			

Chromatograms

Target Analytes:

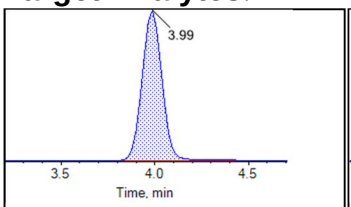

13C2-PFDoA

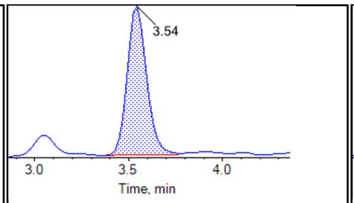

d3-MeFOSAA

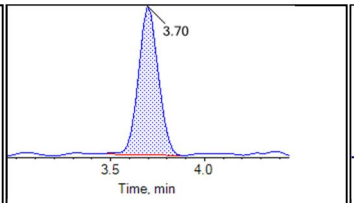

d5-EtFOSAA

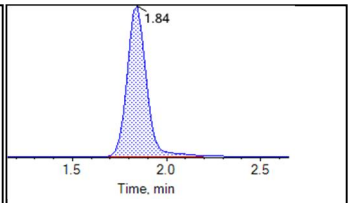

13C5-PFHxA

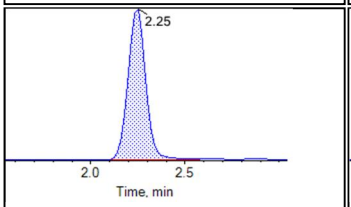

13C4-PFHpA

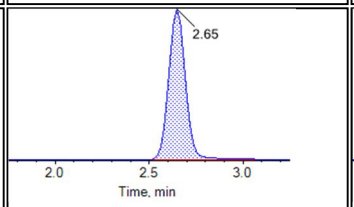

13C8-PFOA

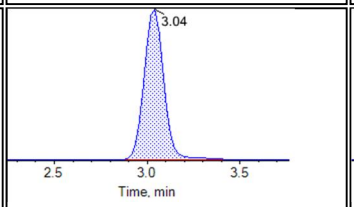

13C9-PFNA

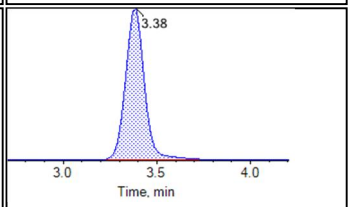

13C6-PFDA

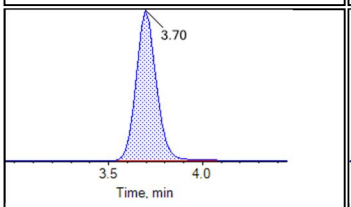

13C7-PFUnA

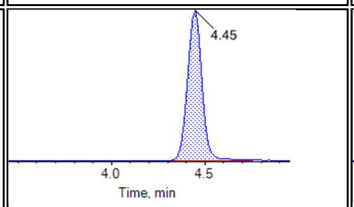

13C2-PFTeDA

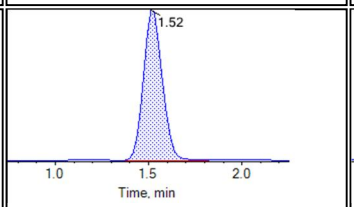

13C3-PFBS

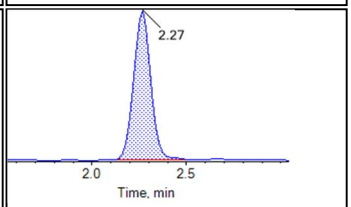

13C3-PFHxS

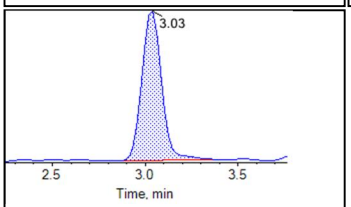

13C8-PFOS

BATTELLE

Chromatogram Report

Created with Analyst Reporter
Printed: 05/10/2018 11:10:23 AM

Internal Standards:

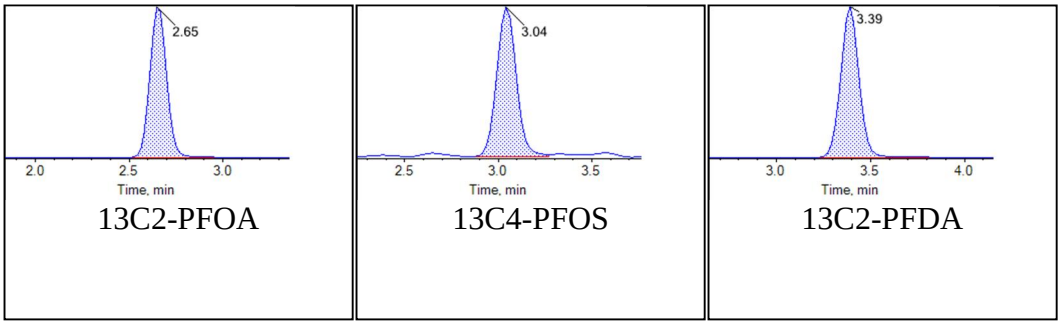

BATTELLE

Chromatogram Report

Created with Analyst Reporter
Printed: 05/10/2018 11:10:27 AM

Sample Name	J8210-FS(0)	**Injection Vial**	18
Sample ID	VC-PM3009-DW01-0918	**Injection Volume**	10.00
Sample Type	Unknown	**Instrument Name**	QTRAP 5500
Acquisition Date	2018-10-02T23:34:04	**Data File**	18-0567.wiff
Acquisition Method	5-0369.dam	**Result Table**	18-0567_SIS
Sample Comment			

Chromatograms

Target Analytes:

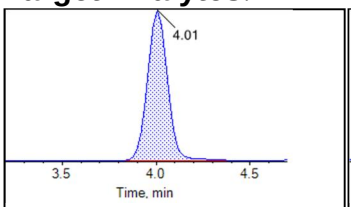

13C2-PFDoA

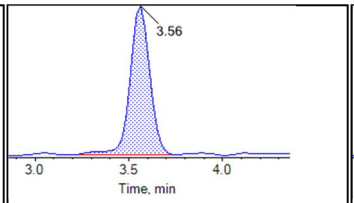

d3-MeFOSAA

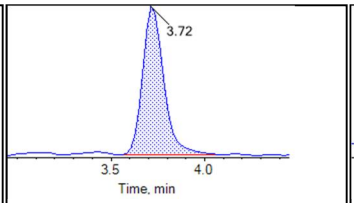

d5-EtFOSAA

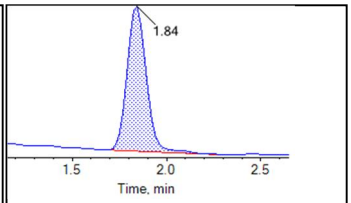

13C5-PFHxA

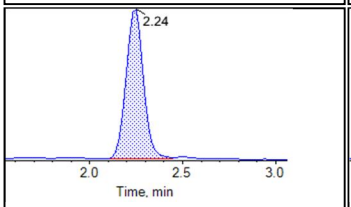

13C4-PFHpA

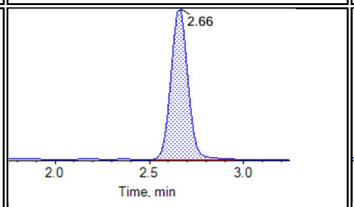

13C8-PFOA

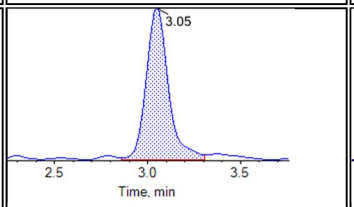

13C9-PFNA

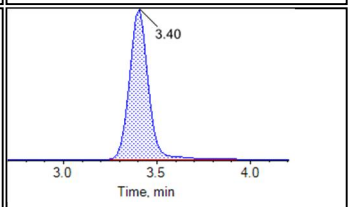

13C6-PFDA

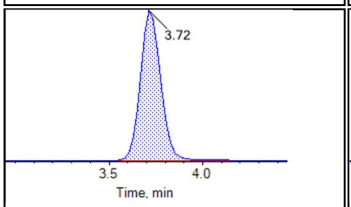

13C7-PFUnA

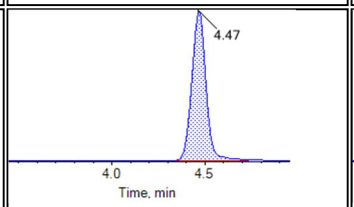

13C2-PFTeDA

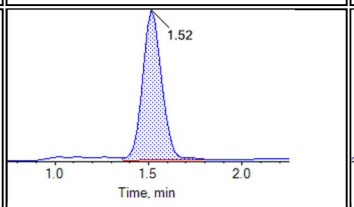

13C3-PFBS

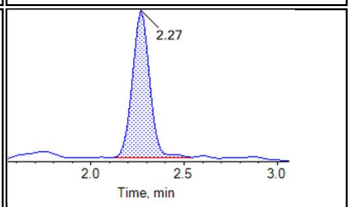

13C3-PFHxS

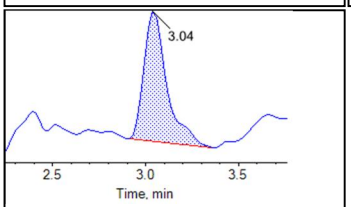

13C8-PFOS

Chromatogram Report

Created with Analyst Reporter
Printed: 05/10/2018 11:10:27 AM

Internal Standards:

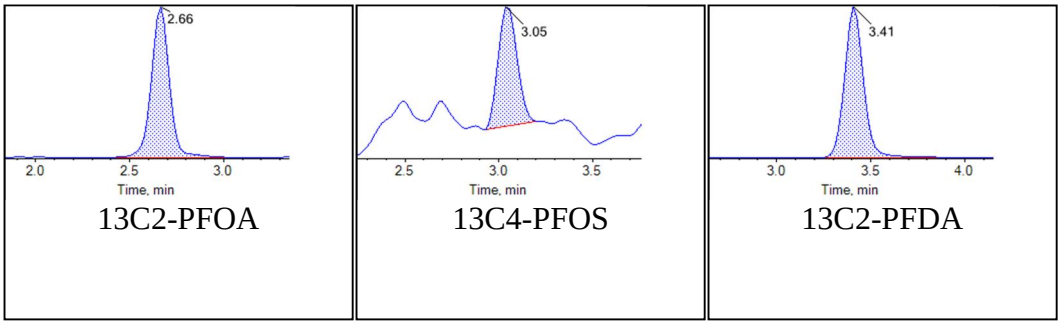

BATTELLE

Chromatogram Report

Created with Analyst Reporter
Printed: 05/10/2018 11:10:31 AM

Sample Name	J8210-FS-D(3)	**Injection Vial**	19
Sample ID	VC-PM3009-DW01-0918	**Injection Volume**	10.00
Sample Type	Unknown	**Instrument Name**	QTRAP 5500
Acquisition Date	2018-10-02T23:44:56	**Data File**	18-0567.wiff
Acquisition Method	5-0369.dam	**Result Table**	18-0567_SIS
Sample Comment			

Chromatograms

Target Analytes:

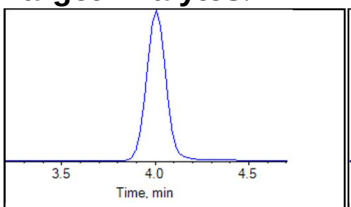

13C2-PFDoA

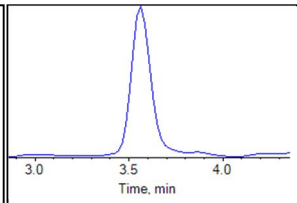

d3-MeFOSAA

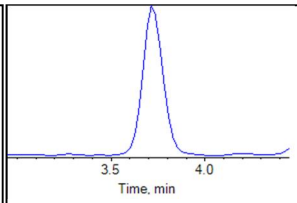

d5-EtFOSAA

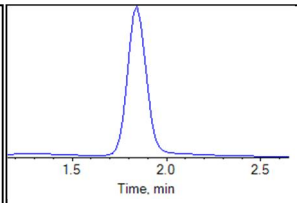

13C5-PFHxA

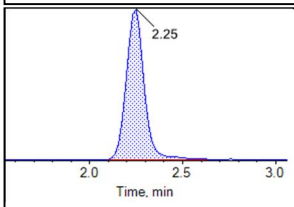

13C4-PFHpA

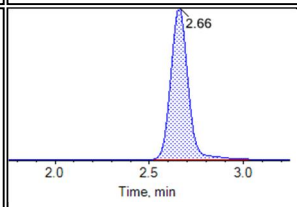

13C8-PFOA

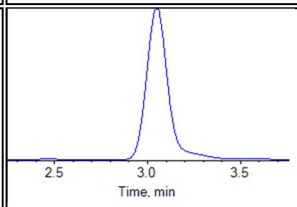

13C9-PFNA

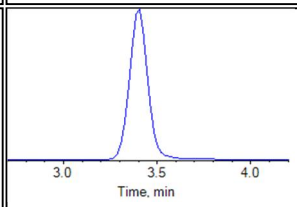

13C6-PFDA

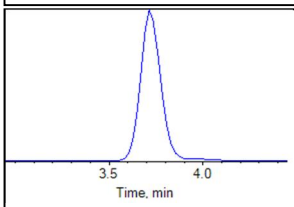

13C7-PFUnA

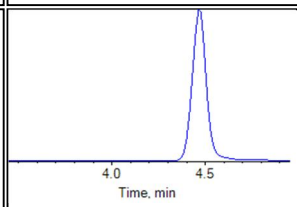

13C2-PFTeDA

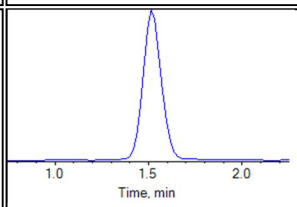

13C3-PFBS

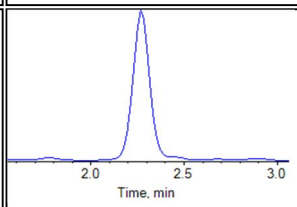

13C3-PFHxS

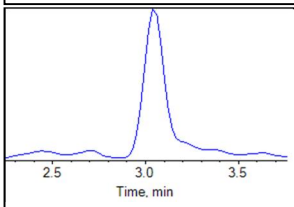

13C8-PFOS

BATTELLE

Chromatogram Report

Created with Analyst Reporter
Printed: 05/10/2018 11:10:31 AM

Internal Standards:

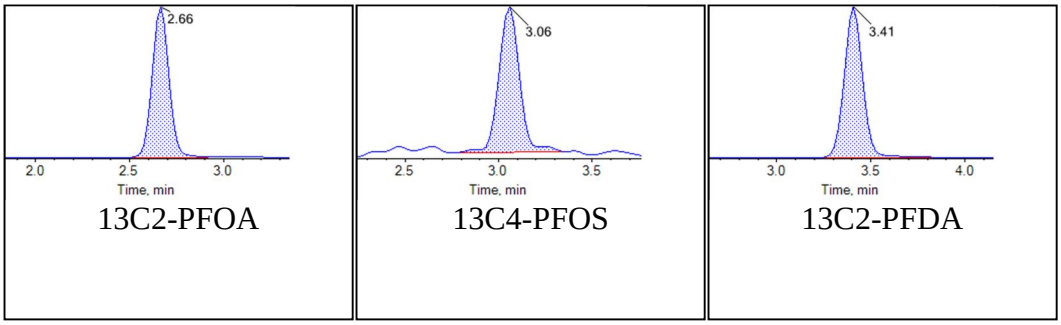

BATTELLE

Chromatogram Report

Created with Analyst Reporter
Printed: 05/10/2018 11:10:35 AM

Sample Name	J8210-FS-D(5)	**Injection Vial**	20
Sample ID	VC-PM3009-DW01-0918	**Injection Volume**	10.00
Sample Type	Unknown	**Instrument Name**	QTRAP 5500
Acquisition Date	2018-10-02T23:55:48	**Data File**	18-0567.wiff
Acquisition Method	5-0369.dam	**Result Table**	18-0567_SIS
Sample Comment			

Chromatograms

Target Analytes:

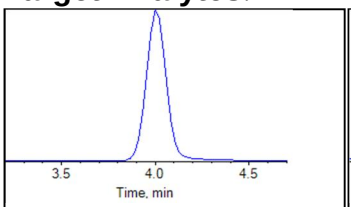

13C2-PFDoA

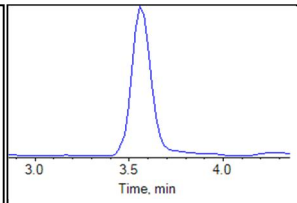

d3-MeFOSAA

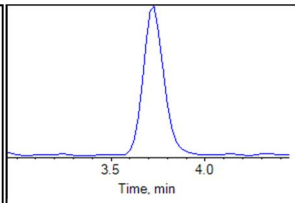

d5-EtFOSAA

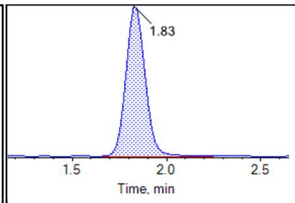

13C5-PFHxA

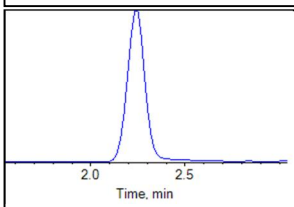

13C4-PFHpA

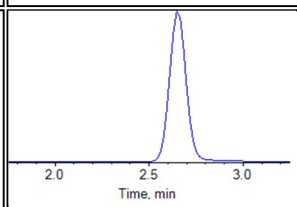

13C8-PFOA

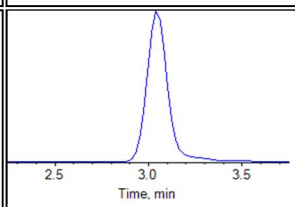

13C9-PFNA

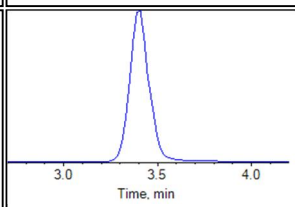

13C6-PFDA

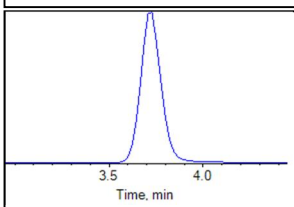

13C7-PFUnA

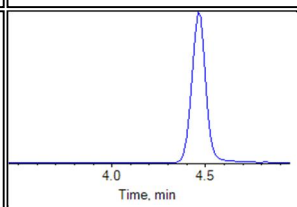

13C2-PFTeDA

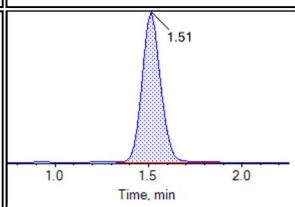

13C3-PFBS

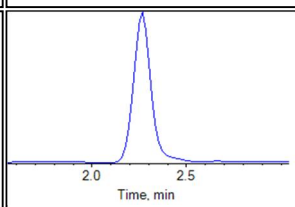

13C3-PFHxS

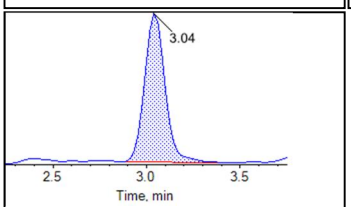

13C8-PFOS

BATTELLE

Chromatogram Report

Created with Analyst Reporter
Printed: 05/10/2018 11:10:35 AM

Internal Standards:

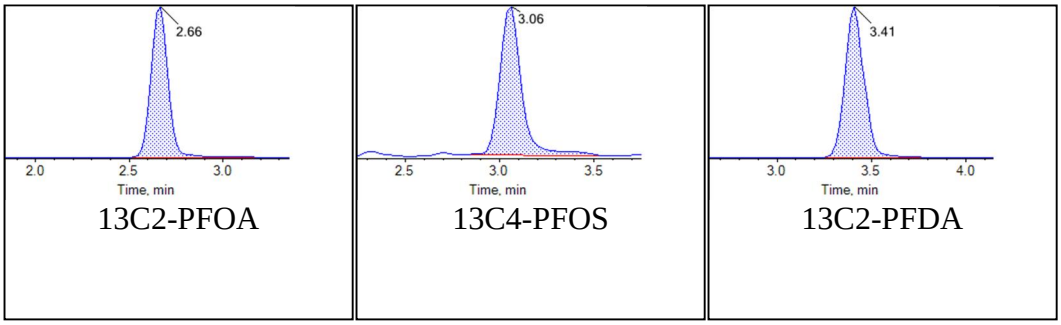

BATTELLE

Chromatogram Report

Created with Analyst Reporter
Printed: 05/10/2018 11:10:39 AM

Sample Name	J8210-FS-D(7)	**Injection Vial**	21
Sample ID	VC-PM3009-DW01-0918	**Injection Volume**	10.00
Sample Type	Unknown	**Instrument Name**	QTRAP 5500
Acquisition Date	2018-10-03T00:06:40	**Data File**	18-0567.wiff
Acquisition Method	5-0369.dam	**Result Table**	18-0567_SIS
Sample Comment			

Chromatograms

Target Analytes:

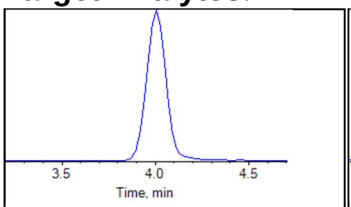

13C2-PFDoA

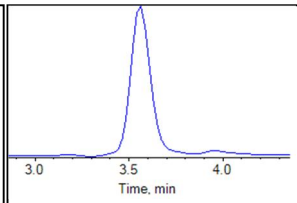

d3-MeFOSAA

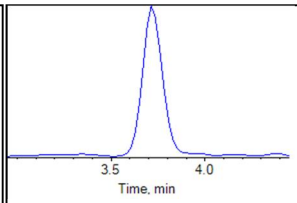

d5-EtFOSAA

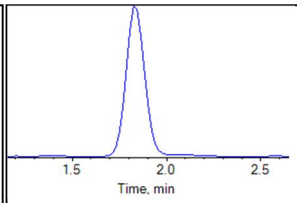

13C5-PFHxA

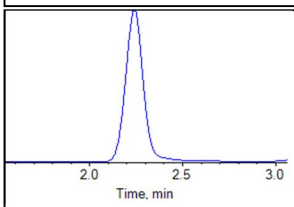

13C4-PFHpA

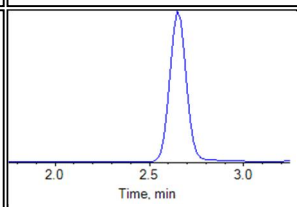

13C8-PFOA

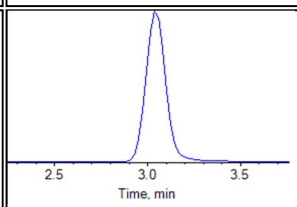

13C9-PFNA

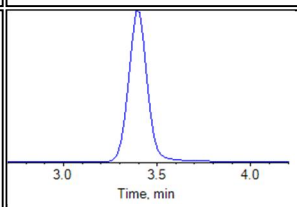

13C6-PFDA

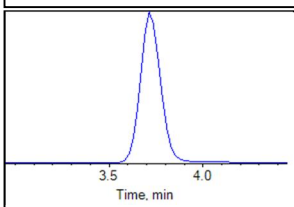

13C7-PFUnA

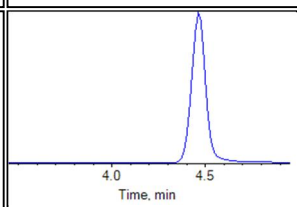

13C2-PFTeDA

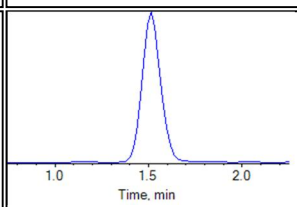

13C3-PFBS

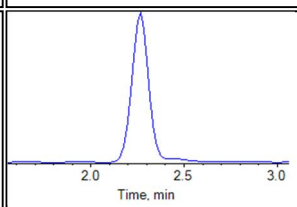

13C3-PFHxS

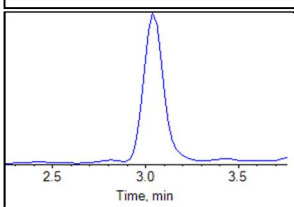

13C8-PFOS

BATTELLE

Chromatogram Report

Created with Analyst Reporter
Printed: 05/10/2018 11:10:39 AM

Internal Standards:

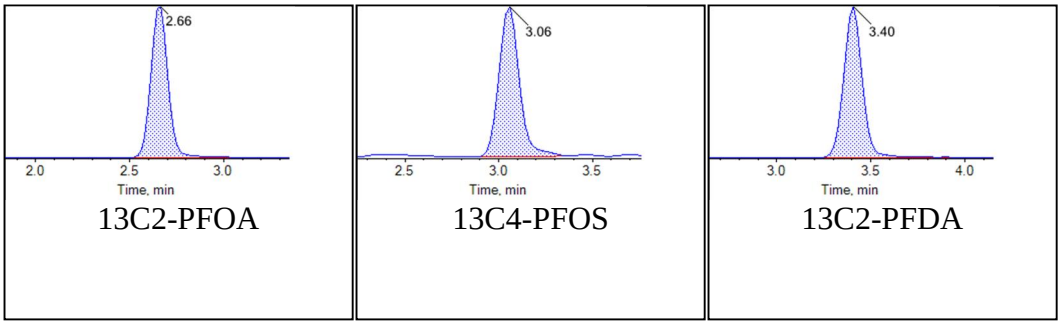

BATTELLE

Chromatogram Report

Created with Analyst Reporter
Printed: 05/10/2018 11:10:43 AM

Sample Name	J8210-FS-D(9)	**Injection Vial**	22
Sample ID	VC-PM3009-DW01-0918	**Injection Volume**	10.00
Sample Type	Unknown	**Instrument Name**	QTRAP 5500
Acquisition Date	2018-10-03T00:17:32	**Data File**	18-0567.wiff
Acquisition Method	5-0369.dam	**Result Table**	18-0567_SIS
Sample Comment			

Chromatograms

Target Analytes:

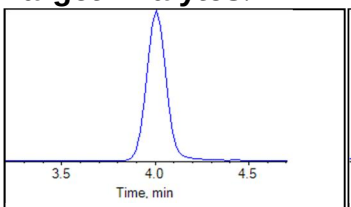

13C2-PFDoA

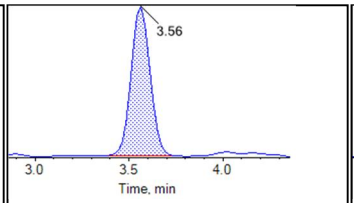

d3-MeFOSAA

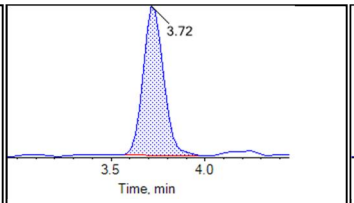

d5-EtFOSAA

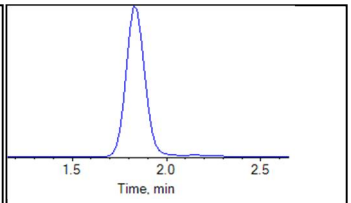

13C5-PFHxA

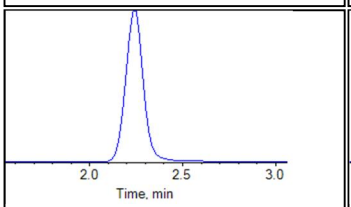

13C4-PFHpA

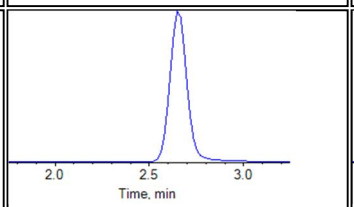

13C8-PFOA

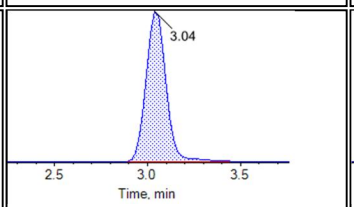

13C9-PFNA

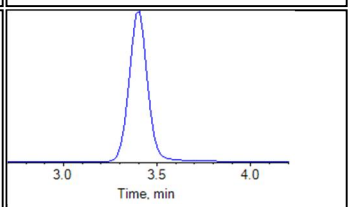

13C6-PFDA

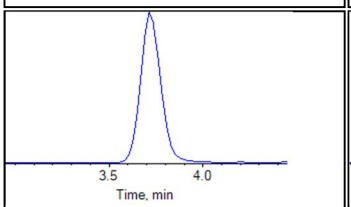

13C7-PFUnA

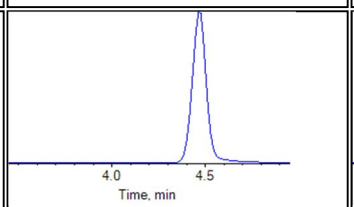

13C2-PFTeDA

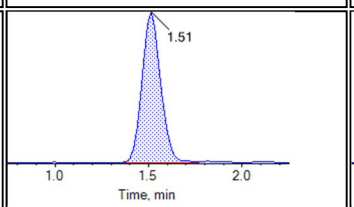

13C3-PFBS

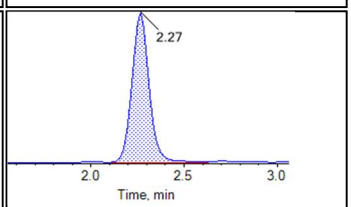

13C3-PFHxS

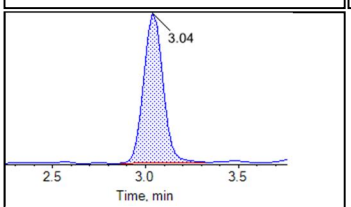

13C8-PFOS

BATTELLE

Chromatogram Report

Created with Analyst Reporter
Printed: 05/10/2018 11:10:43 AM

Internal Standards:

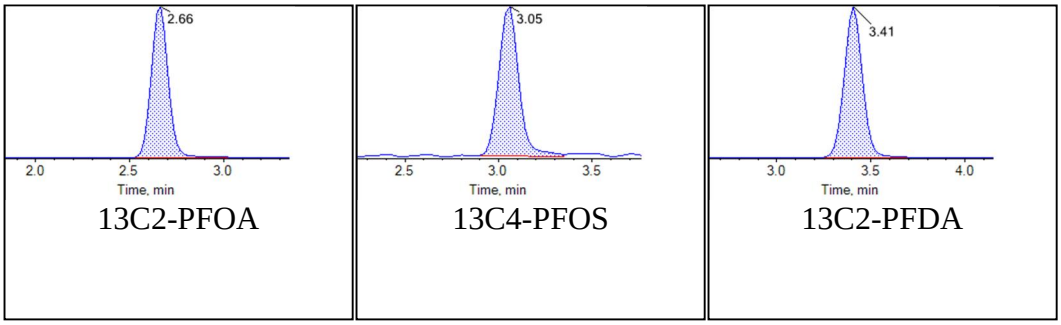

BATTELLE

Chromatogram Report

Created with Analyst Reporter
Printed: 05/10/2018 11:10:52 AM

Sample Name	KB85 CCV	**Injection Vial**	24
Sample ID	CCV	**Injection Volume**	10.00
Sample Type	Quality Control	**Instrument Name**	QTRAP 5500
Acquisition Date	2018-10-03T00:39:17	**Data File**	18-0567.wiff
Acquisition Method	5-0369.dam	**Result Table**	18-0567_SIS
Sample Comment			

Chromatograms

Target Analytes:

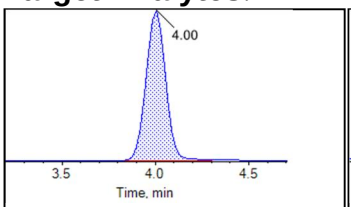

13C2-PFDoA

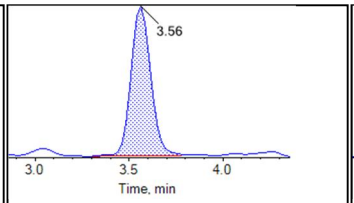

d3-MeFOSAA

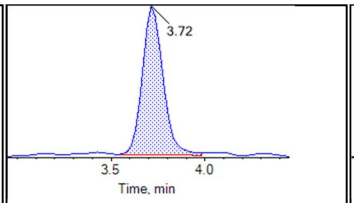

d5-EtFOSAA

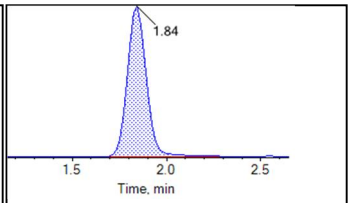

13C5-PFHxA

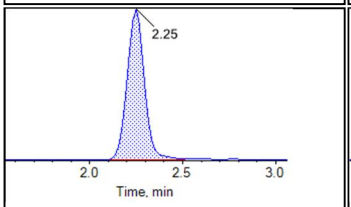

13C4-PFHpA

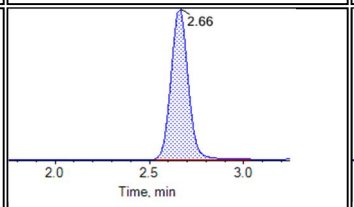

13C8-PFOA

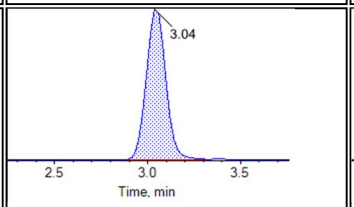

13C9-PFNA

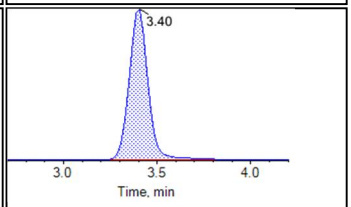

13C6-PFDA

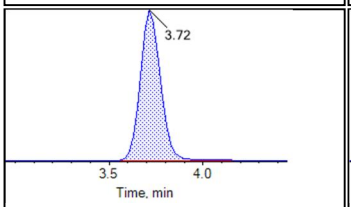

13C7-PFUnA

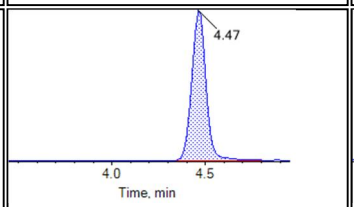

13C2-PFTeDA

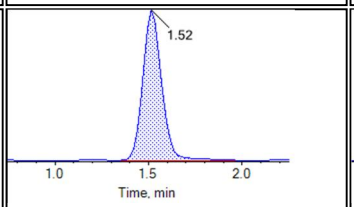

13C3-PFBS

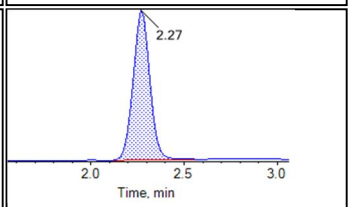

13C3-PFHxS

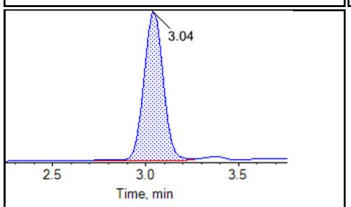

13C8-PFOS

BATTELLE

Chromatogram Report

Created with Analyst Reporter
Printed: 05/10/2018 11:10:52 AM

Internal Standards:

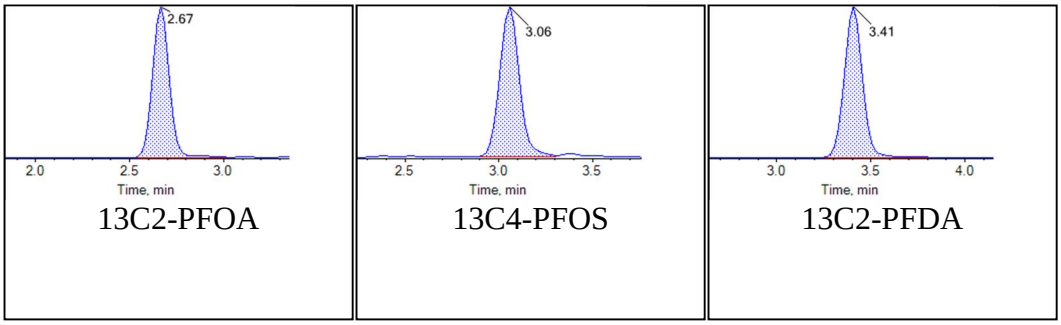

BATTELLE

Chromatogram Report

Created with Analyst Reporter
Printed: 05/10/2018 11:11:01 AM

Sample Name	J8211-FS(0)	**Injection Vial**	26
Sample ID	VC-PM3009-DW02-0918	**Injection Volume**	10.00
Sample Type	Unknown	**Instrument Name**	QTRAP 5500
Acquisition Date	2018-10-03T01:01:00	**Data File**	18-0567.wiff
Acquisition Method	5-0369.dam	**Result Table**	18-0567_SIS
Sample Comment			

Chromatograms

Target Analytes:

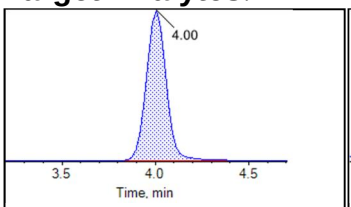

13C2-PFDoA

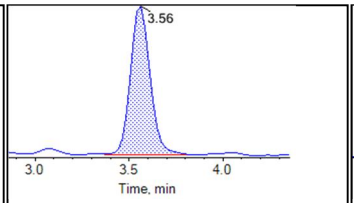

d3-MeFOSAA

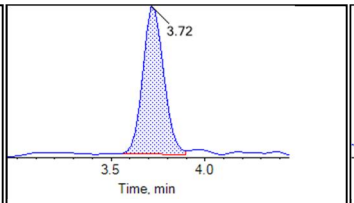

d5-EtFOSAA

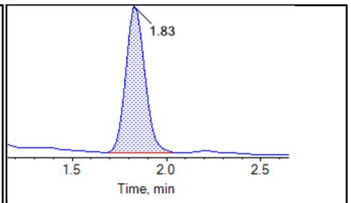

13C5-PFHxA

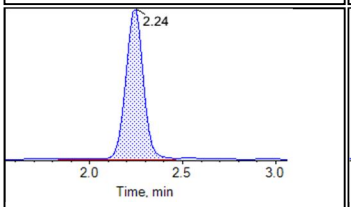

13C4-PFHpA

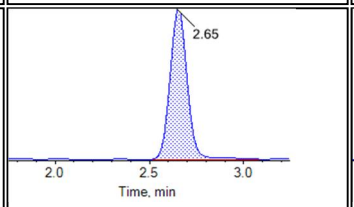

13C8-PFOA

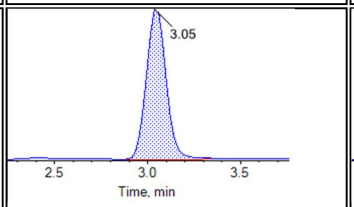

13C9-PFNA

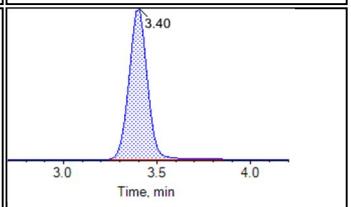

13C6-PFDA

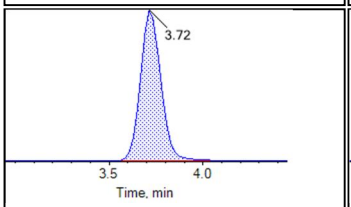

13C7-PFUnA

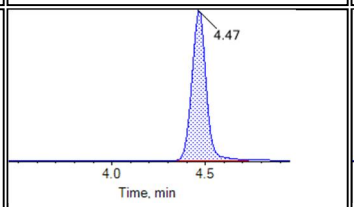

13C2-PFTeDA

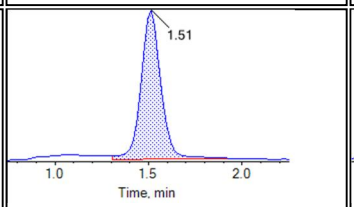

13C3-PFBS

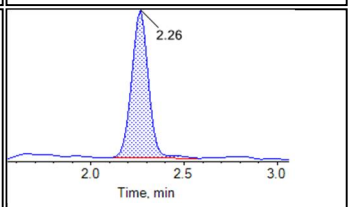

13C3-PFHxS

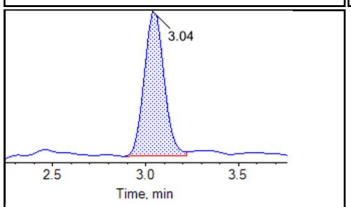

13C8-PFOS

Chromatogram Report

Created with Analyst Reporter
Printed: 05/10/2018 11:11:01 AM

Internal Standards:

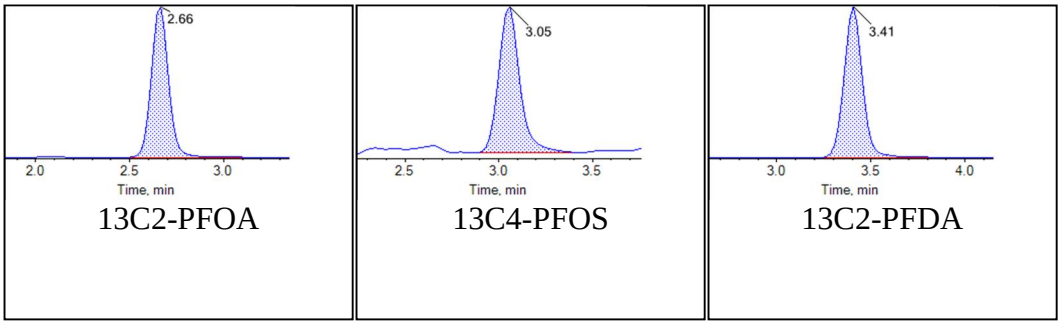

BATTELLE

Chromatogram Report

Created with Analyst Reporter
Printed: 05/10/2018 11:11:06 AM

Sample Name	J8211-FS-D(3)	**Injection Vial**	27
Sample ID	VC-PM3009-DW02-0918	**Injection Volume**	10.00
Sample Type	Unknown	**Instrument Name**	QTRAP 5500
Acquisition Date	2018-10-03T01:11:52	**Data File**	18-0567.wiff
Acquisition Method	5-0369.dam	**Result Table**	18-0567_SIS
Sample Comment			

Chromatograms

Target Analytes:

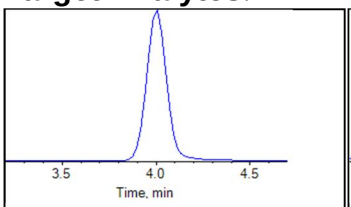

13C2-PFDoA

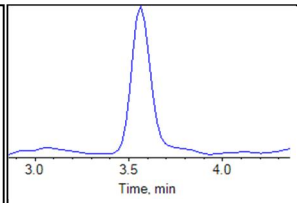

d3-MeFOSAA

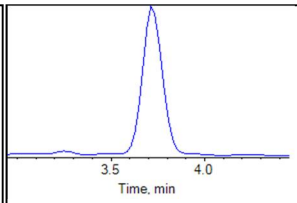

d5-EtFOSAA

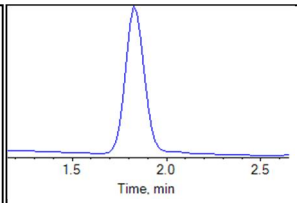

13C5-PFHxA

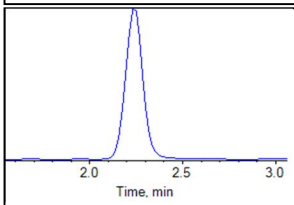

13C4-PFHpA

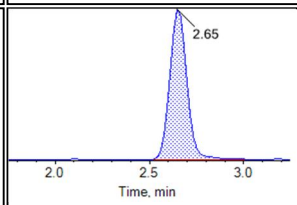

13C8-PFOA

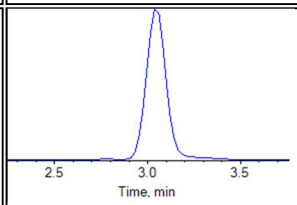

13C9-PFNA

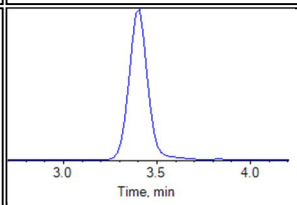

13C6-PFDA

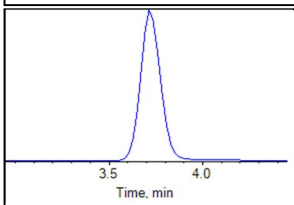

13C7-PFUnA

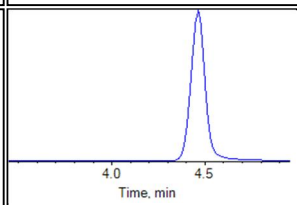

13C2-PFTeDA

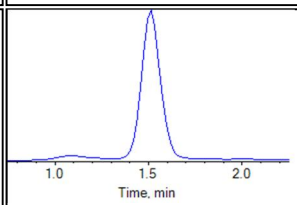

13C3-PFBS

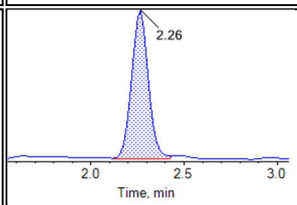

13C3-PFHxS

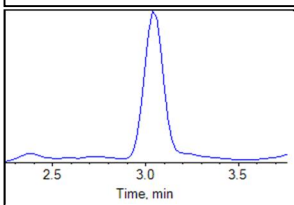

13C8-PFOS

BATTELLE

Chromatogram Report

Created with Analyst Reporter
Printed: 05/10/2018 11:11:06 AM

Internal Standards:

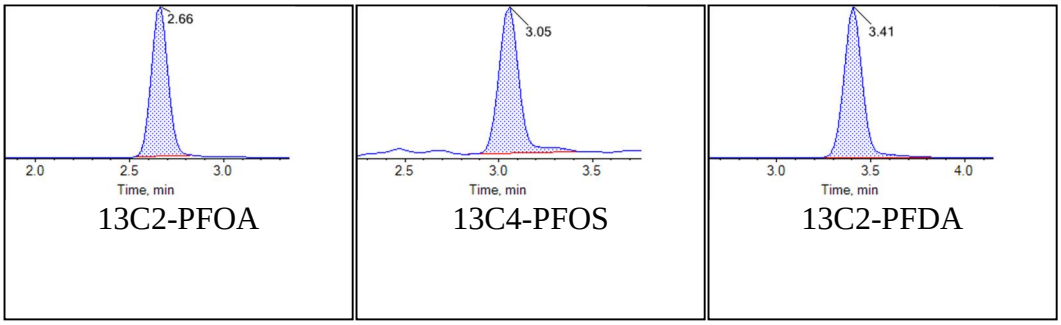

BATTELLE

Chromatogram Report

Created with Analyst Reporter
Printed: 05/10/2018 11:11:10 AM

Sample Name	J8211-FS-D(5)	**Injection Vial**	28
Sample ID	VC-PM3009-DW02-0918	**Injection Volume**	10.00
Sample Type	Unknown	**Instrument Name**	QTRAP 5500
Acquisition Date	2018-10-03T01:22:43	**Data File**	18-0567.wiff
Acquisition Method	5-0369.dam	**Result Table**	18-0567_SIS
Sample Comment			

Chromatograms

Target Analytes:

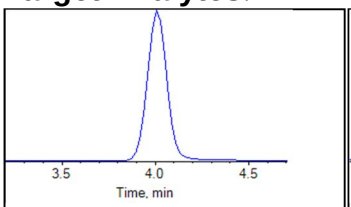

13C2-PFDoA

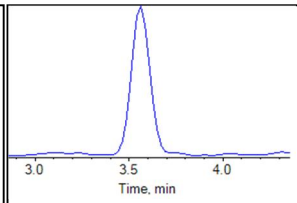

d3-MeFOSAA

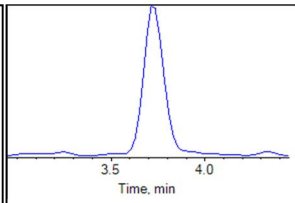

d5-EtFOSAA

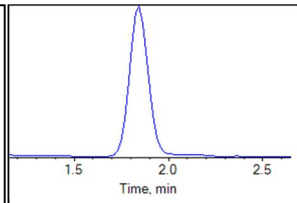

13C5-PFHxA

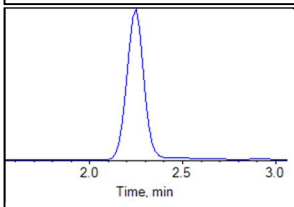

13C4-PFHpA

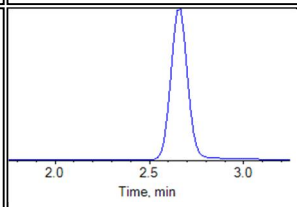

13C8-PFOA

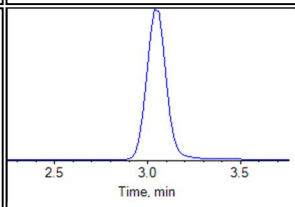

13C9-PFNA

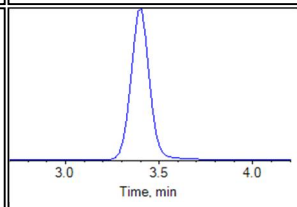

13C6-PFDA

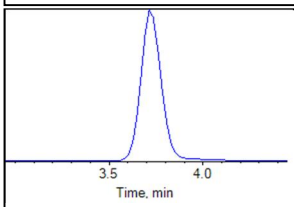

13C7-PFUnA

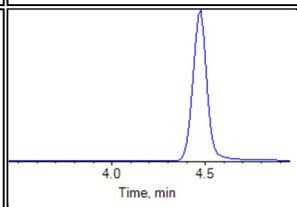

13C2-PFTeDA

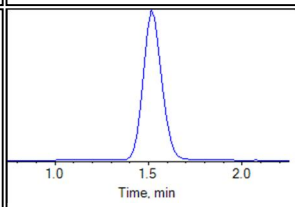

13C3-PFBS

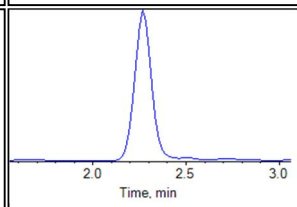

13C3-PFHxS

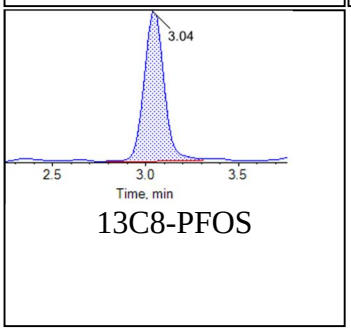

13C8-PFOS

BATTELLE

Chromatogram Report

Created with Analyst Reporter
Printed: 05/10/2018 11:11:10 AM

Internal Standards:

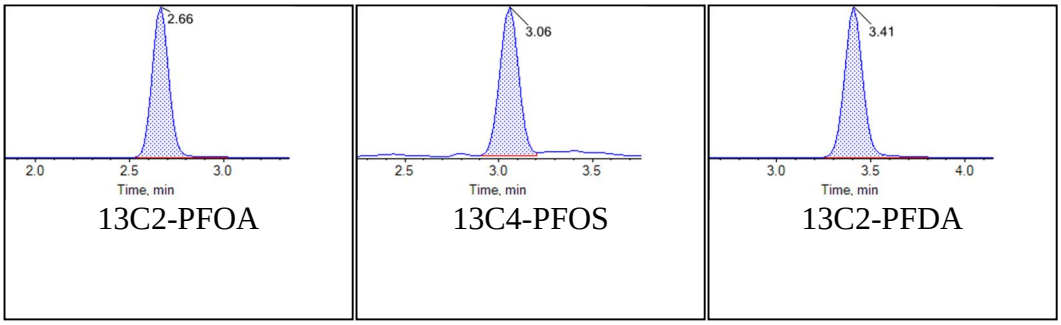

BATTELLE

Chromatogram Report

Created with Analyst Reporter
Printed: 05/10/2018 11:11:15 AM

Sample Name	J8212-FS(0)	**Injection Vial**	29
Sample ID	VC-PM3009-DW02P-0918	**Injection Volume**	10.00
Sample Type	Unknown	**Instrument Name**	QTRAP 5500
Acquisition Date	2018-10-03T01:33:35	**Data File**	18-0567.wiff
Acquisition Method	5-0369.dam	**Result Table**	18-0567_SIS
Sample Comment			

Chromatograms

Target Analytes:

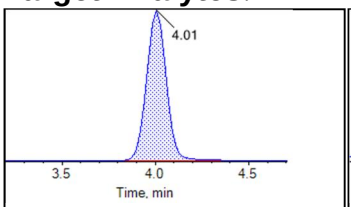

13C2-PFDoA

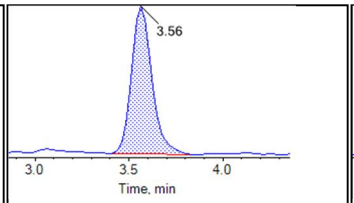

d3-MeFOSAA

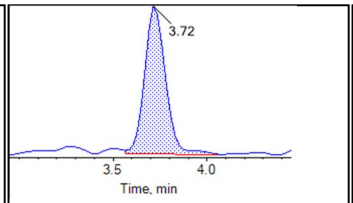

d5-EtFOSAA

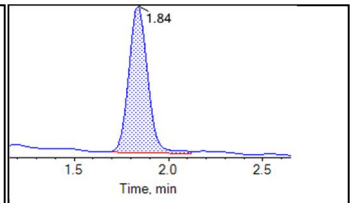

13C5-PFHxA

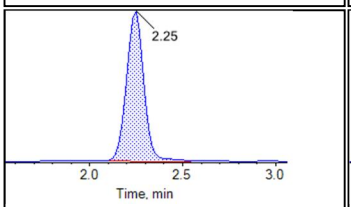

13C4-PFHpA

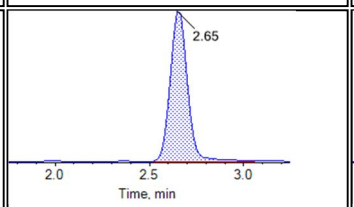

13C8-PFOA

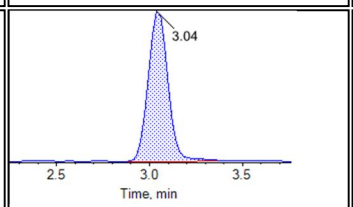

13C9-PFNA

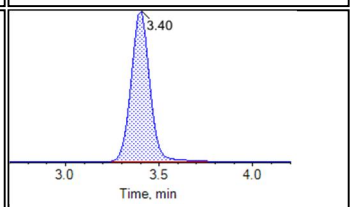

13C6-PFDA

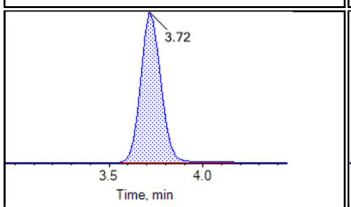

13C7-PFUnA

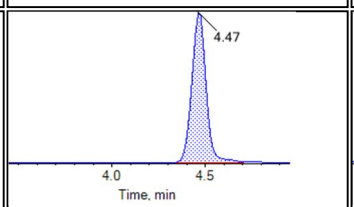

13C2-PFTeDA

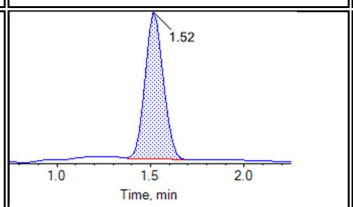

13C3-PFBS

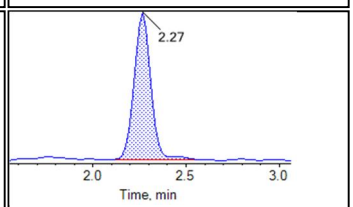

13C3-PFHxS

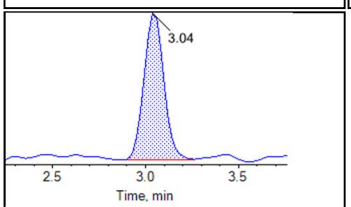

13C8-PFOS

BATTELLE

Chromatogram Report

Created with Analyst Reporter
Printed: 05/10/2018 11:11:15 AM

Internal Standards:

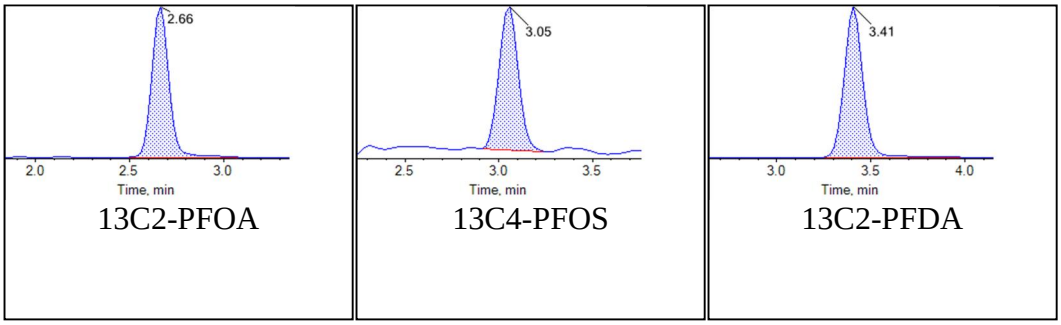

BATTELLE

Chromatogram Report

Created with Analyst Reporter
Printed: 05/10/2018 11:11:20 AM

Sample Name	J8212-FS-D(3)	**Injection Vial**	30
Sample ID	VC-PM3009-DW02P-0918	**Injection Volume**	10.00
Sample Type	Unknown	**Instrument Name**	QTRAP 5500
Acquisition Date	2018-10-03T01:44:27	**Data File**	18-0567.wiff
Acquisition Method	5-0369.dam	**Result Table**	18-0567_SIS
Sample Comment			

Chromatograms

Target Analytes:

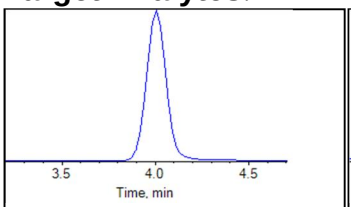

13C2-PFDoA

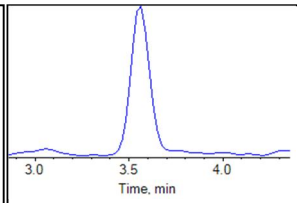

d3-MeFOSAA

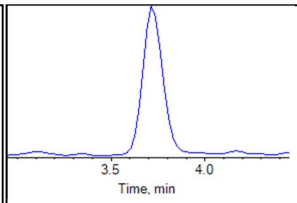

d5-EtFOSAA

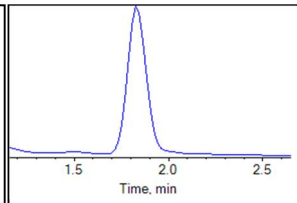

13C5-PFHxA

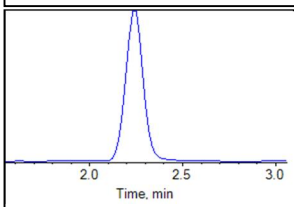

13C4-PFHpA

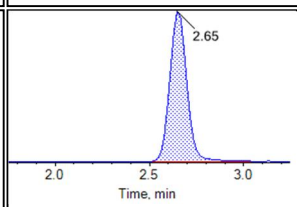

13C8-PFOA

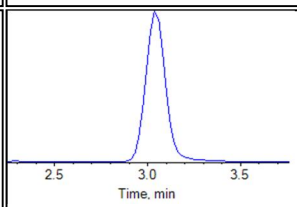

13C9-PFNA

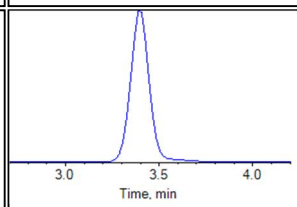

13C6-PFDA

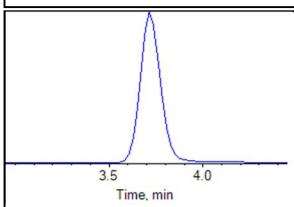

13C7-PFUnA

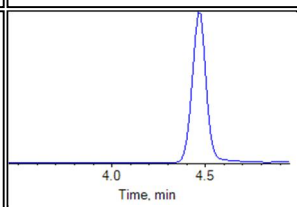

13C2-PFTeDA

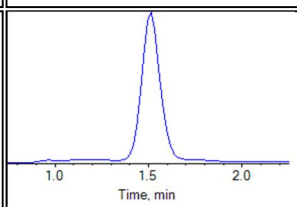

13C3-PFBS

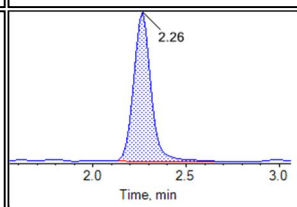

13C3-PFHxS

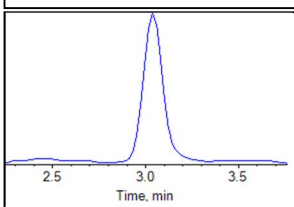

13C8-PFOS

BATTELLE

Chromatogram Report

Created with Analyst Reporter
Printed: 05/10/2018 11:11:20 AM

Internal Standards:

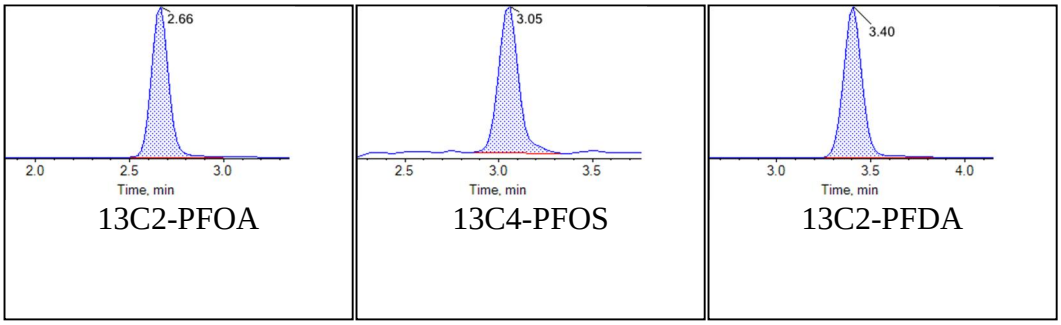

BATTELLE

Chromatogram Report

Created with Analyst Reporter
Printed: 05/10/2018 11:11:24 AM

Sample Name	J8212-FS-D(5)	**Injection Vial**	31
Sample ID	VC-PM3009-DW02P-0918	**Injection Volume**	10.00
Sample Type	Unknown	**Instrument Name**	QTRAP 5500
Acquisition Date	2018-10-03T01:55:19	**Data File**	18-0567.wiff
Acquisition Method	5-0369.dam	**Result Table**	18-0567_SIS
Sample Comment			

Chromatograms

Target Analytes:

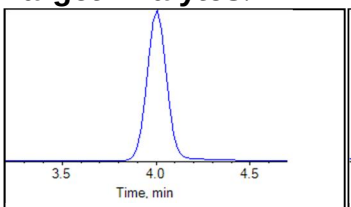

13C2-PFDoA

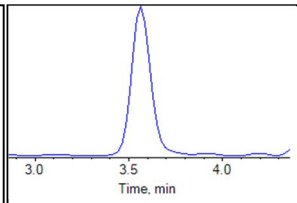

d3-MeFOSAA

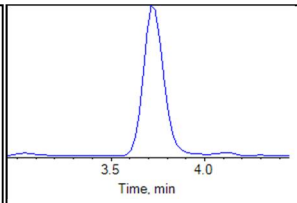

d5-EtFOSAA

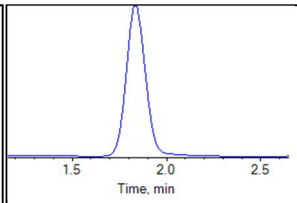

13C5-PFHxA

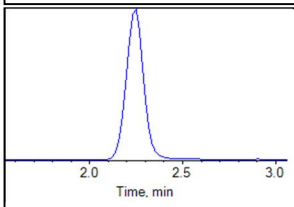

13C4-PFHpA

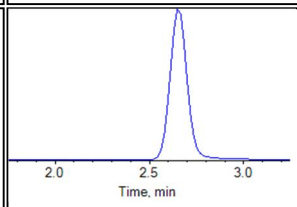

13C8-PFOA

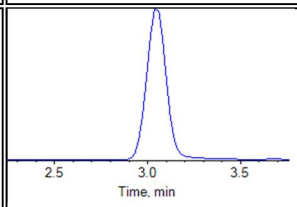

13C9-PFNA

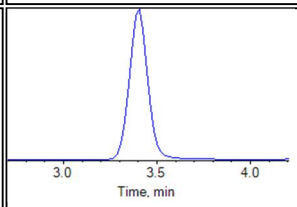

13C6-PFDA

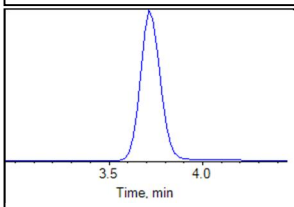

13C7-PFUnA

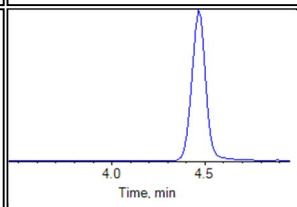

13C2-PFTeDA

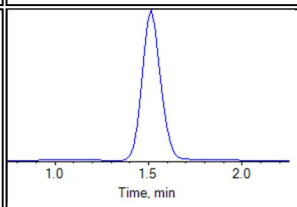

13C3-PFBS

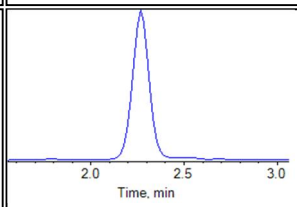

13C3-PFHxS

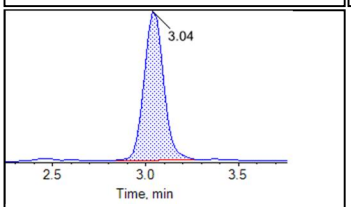

13C8-PFOS

Internal Standards:

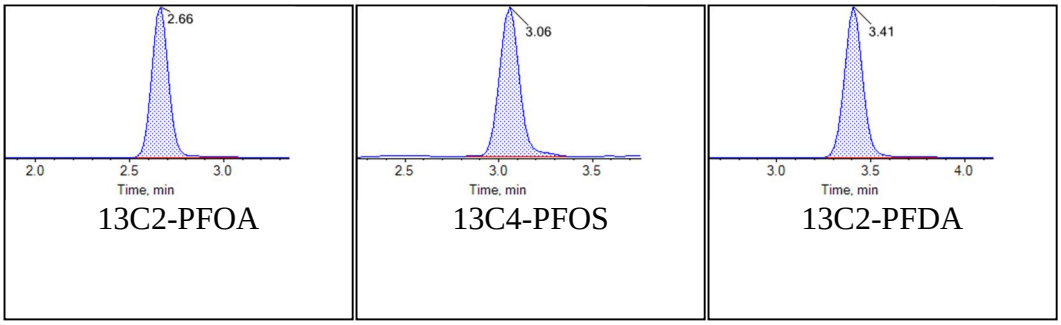

BATTELLE

Chromatogram Report

Created with Analyst Reporter
Printed: 05/10/2018 11:11:28 AM

Sample Name	J8214-FS(0)	**Injection Vial**	32
Sample ID	VC-PM372-DW01-0918	**Injection Volume**	10.00
Sample Type	Unknown	**Instrument Name**	QTRAP 5500
Acquisition Date	2018-10-03T02:06:11	**Data File**	18-0567.wiff
Acquisition Method	5-0369.dam	**Result Table**	18-0567_SIS
Sample Comment			

Chromatograms

Target Analytes:

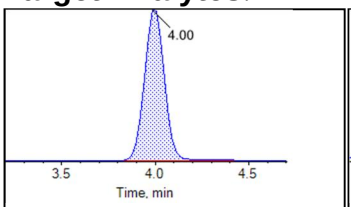

13C2-PFDoA

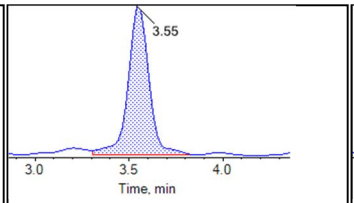

d3-MeFOSAA

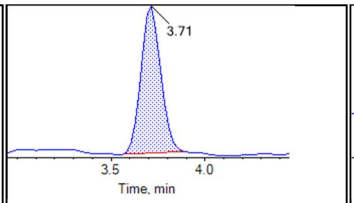

d5-EtFOSAA

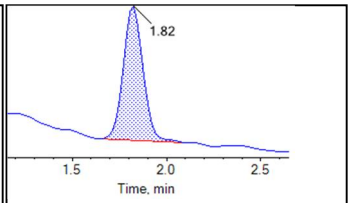

13C5-PFHxA

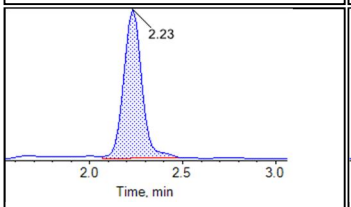

13C4-PFHpA

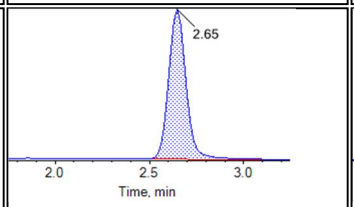

13C8-PFOA

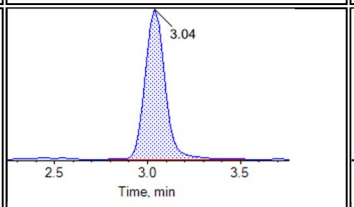

13C9-PFNA

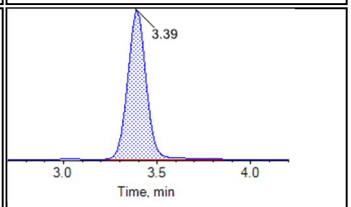

13C6-PFDA

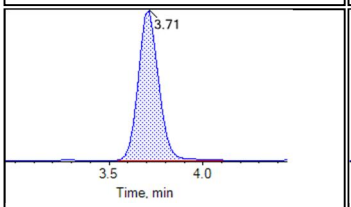

13C7-PFUnA

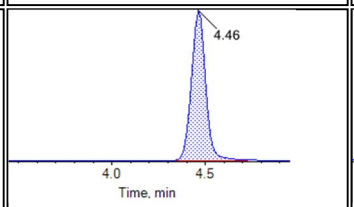

13C2-PFTeDA

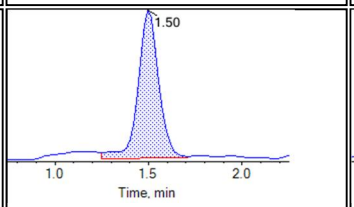

13C3-PFBS

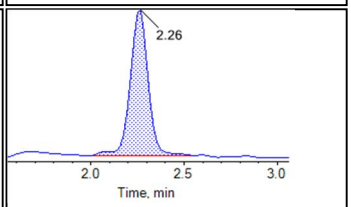

13C3-PFHxS

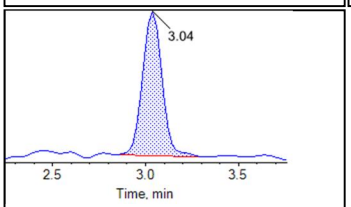

13C8-PFOS

BATTELLE

Chromatogram Report

Created with Analyst Reporter
Printed: 05/10/2018 11:11:28 AM

Internal Standards:

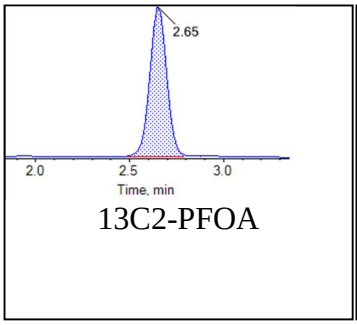

13C2-PFOA

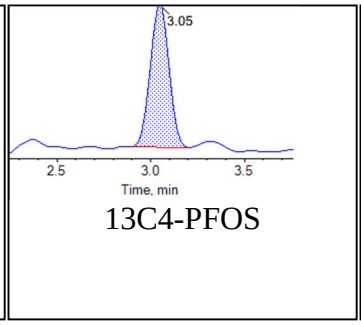

13C4-PFOS

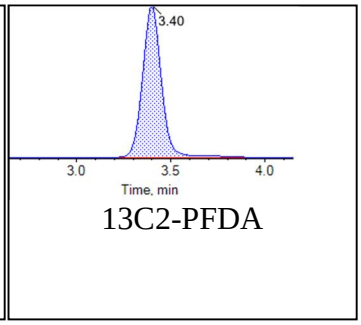

13C2-PFDA

BATTELLE

Chromatogram Report

Created with Analyst Reporter
Printed: 05/10/2018 11:11:32 AM

Sample Name	J8214-FS-D(3)	**Injection Vial**	33
Sample ID	VC-PM372-DW01-0918	**Injection Volume**	10.00
Sample Type	Unknown	**Instrument Name**	QTRAP 5500
Acquisition Date	2018-10-03T02:17:04	**Data File**	18-0567.wiff
Acquisition Method	5-0369.dam	**Result Table**	18-0567_SIS
Sample Comment			

Chromatograms

Target Analytes:

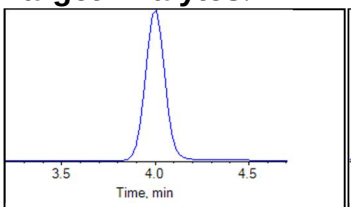

13C2-PFDoA

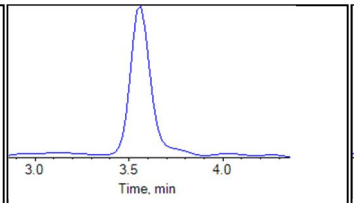

d3-MeFOSAA

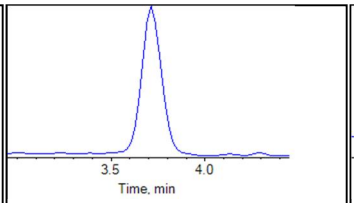

d5-EtFOSAA

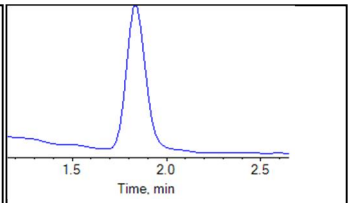

13C5-PFHxA

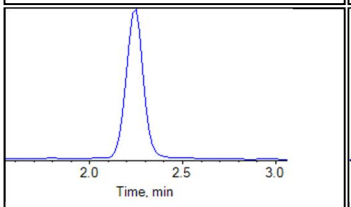

13C4-PFHpA

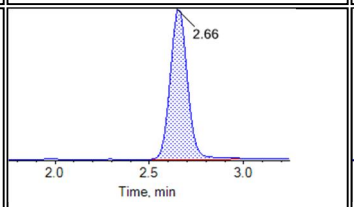

13C8-PFOA

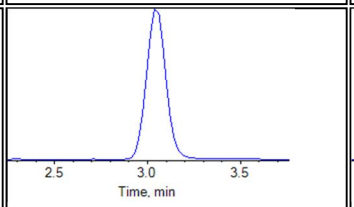

13C9-PFNA

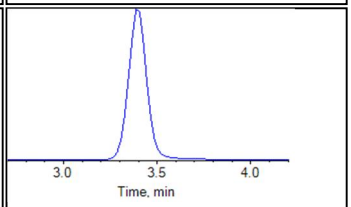

13C6-PFDA

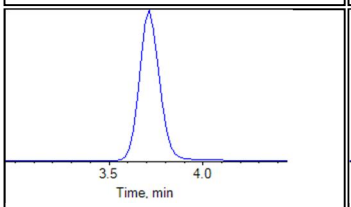

13C7-PFUnA

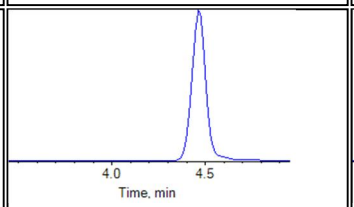

13C2-PFTeDA

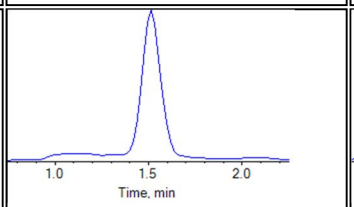

13C3-PFBS

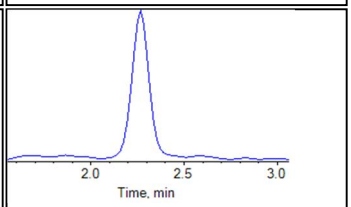

13C3-PFHxS

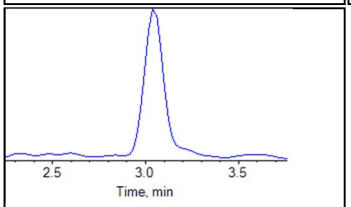

13C8-PFOS

BATTELLE

Chromatogram Report

Created with Analyst Reporter
Printed: 05/10/2018 11:11:32 AM

Internal Standards:

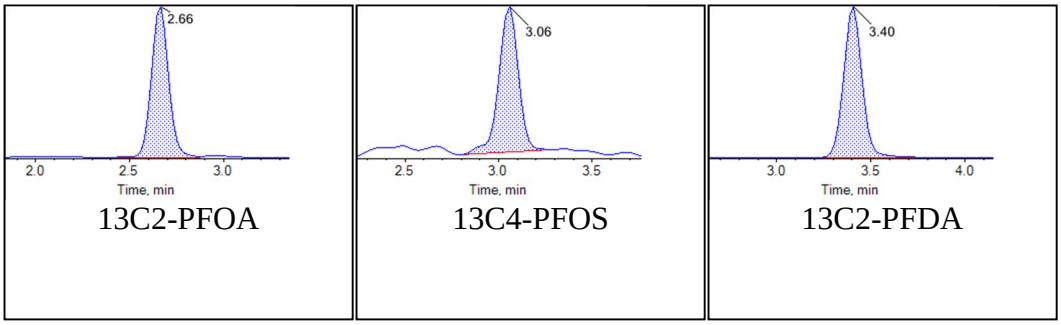

BATTELLE

Chromatogram Report

Created with Analyst Reporter
Printed: 05/10/2018 11:11:36 AM

Sample Name	J8214-FS-D(5)	**Injection Vial**	34
Sample ID	VC-PM372-DW01-0918	**Injection Volume**	10.00
Sample Type	Unknown	**Instrument Name**	QTRAP 5500
Acquisition Date	2018-10-03T02:27:55	**Data File**	18-0567.wiff
Acquisition Method	5-0369.dam	**Result Table**	18-0567_SIS
Sample Comment			

Chromatograms

Target Analytes:

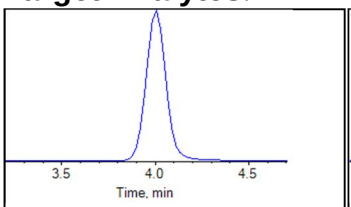

13C2-PFDoA

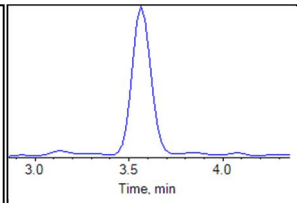

d3-MeFOSAA

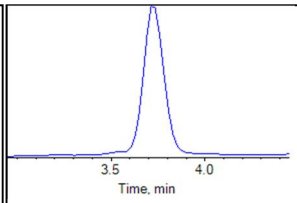

d5-EtFOSAA

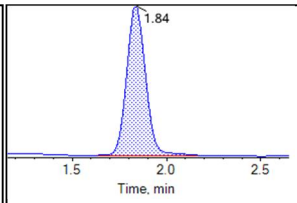

13C5-PFHxA

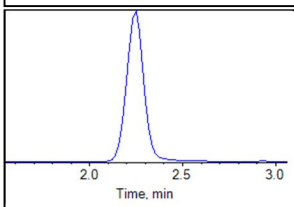

13C4-PFHpA

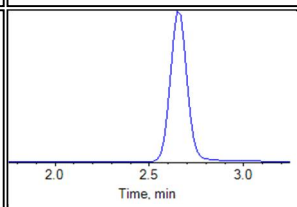

13C8-PFOA

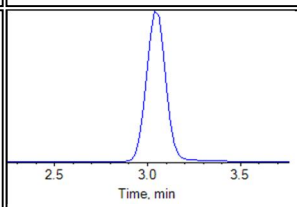

13C9-PFNA

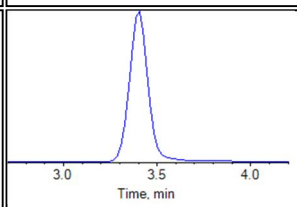

13C6-PFDA

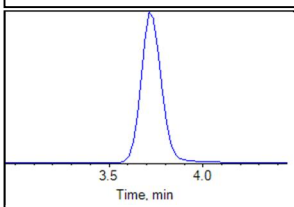

13C7-PFUnA

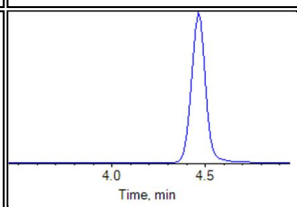

13C2-PFTeDA

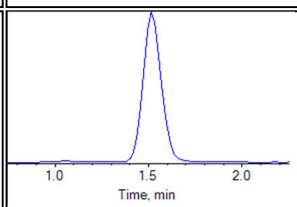

13C3-PFBS

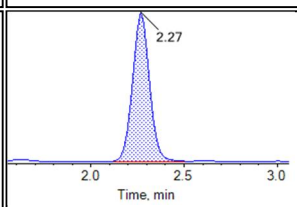

13C3-PFHxS

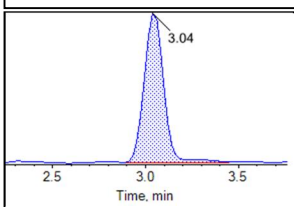

13C8-PFOS

BATTELLE

Chromatogram Report

Created with Analyst Reporter
Printed: 05/10/2018 11:11:36 AM

Internal Standards:

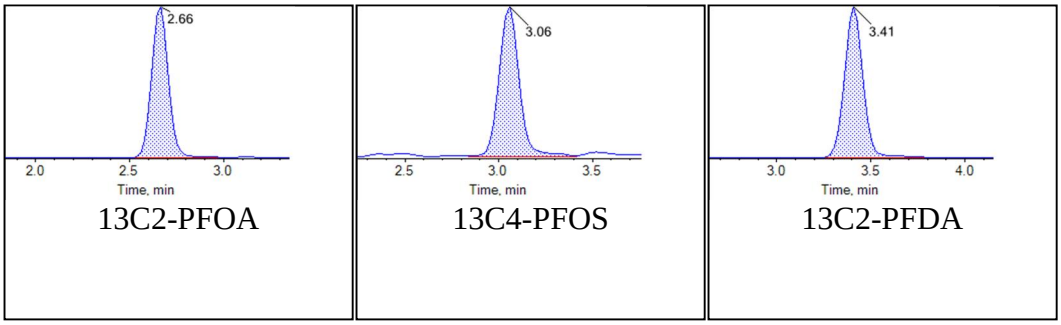

BATTELLE

Chromatogram Report

Created with Analyst Reporter
Printed: 05/10/2018 11:11:44 AM

Sample Name	KB69 CCV	**Injection Vial**	36
Sample ID	CCV	**Injection Volume**	10.00
Sample Type	Quality Control	**Instrument Name**	QTRAP 5500
Acquisition Date	2018-10-03T02:49:38	**Data File**	18-0567.wiff
Acquisition Method	5-0369.dam	**Result Table**	18-0567_SIS
Sample Comment			

Chromatograms

Target Analytes:

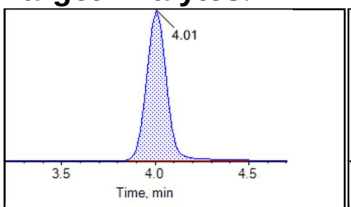

13C2-PFDoA

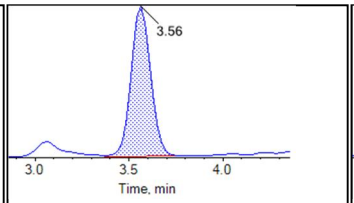

d3-MeFOSAA

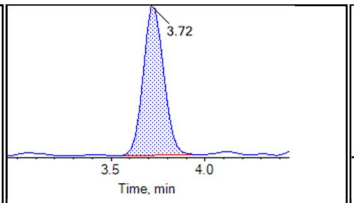

d5-EtFOSAA

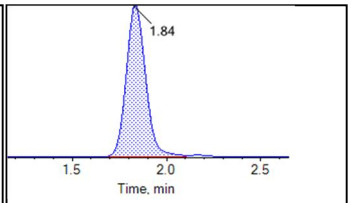

13C5-PFHxA

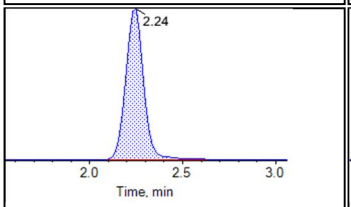

13C4-PFHpA

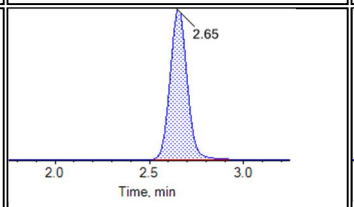

13C8-PFOA

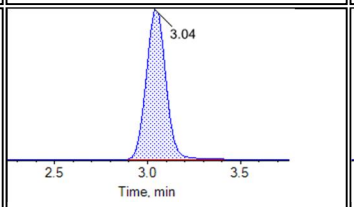

13C9-PFNA

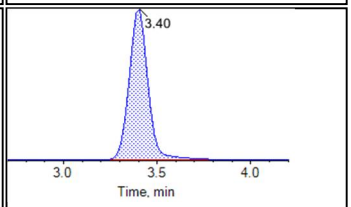

13C6-PFDA

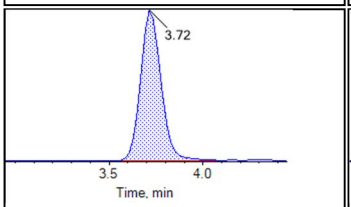

13C7-PFUnA

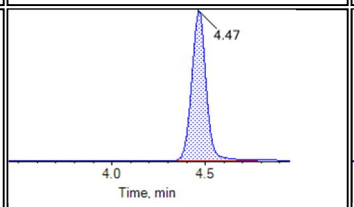

13C2-PFTeDA

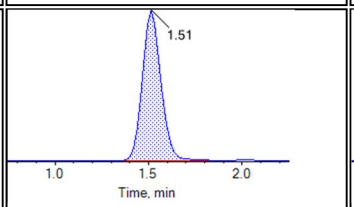

13C3-PFBS

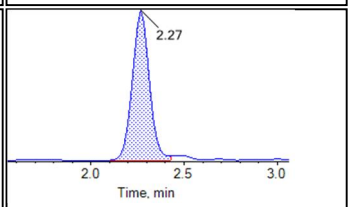

13C3-PFHxS

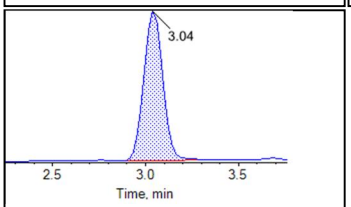

13C8-PFOS

BATTELLE

Chromatogram Report

Created with Analyst Reporter
Printed: 05/10/2018 11:11:44 AM

Internal Standards:

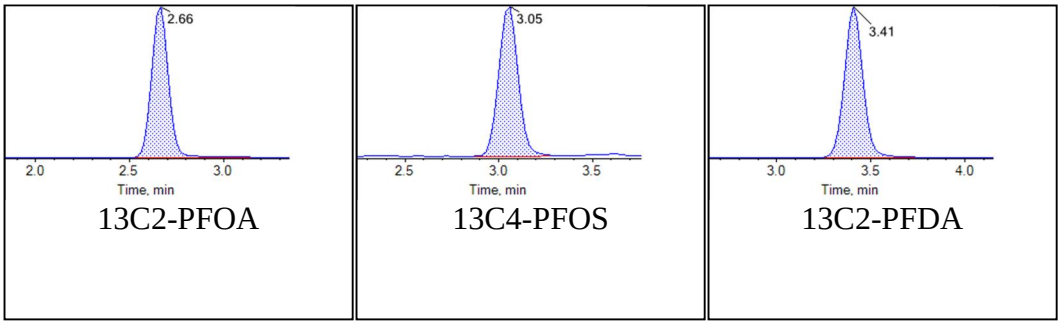

BATTELLE

Chromatogram Report

Created with Analyst Reporter
Printed: 05/10/2018 11:11:52 AM

Sample Name	J8215-FS(0)	**Injection Vial**	38
Sample ID	VC-PM372-DW02-0918	**Injection Volume**	10.00
Sample Type	Unknown	**Instrument Name**	QTRAP 5500
Acquisition Date	2018-10-03T03:11:23	**Data File**	18-0567.wiff
Acquisition Method	5-0369.dam	**Result Table**	18-0567_SIS
Sample Comment			

Chromatograms

Target Analytes:

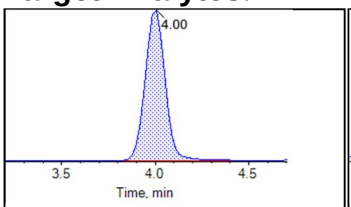

13C2-PFDoA

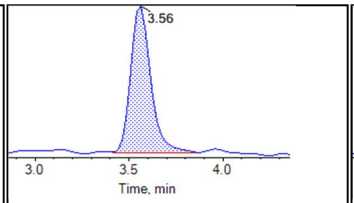

d3-MeFOSAA

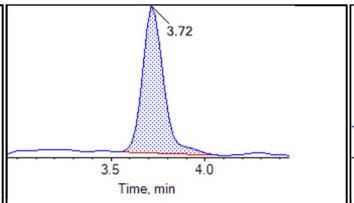

d5-EtFOSAA

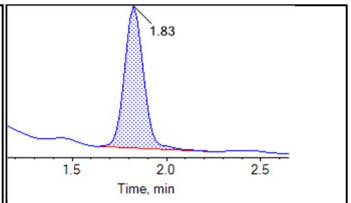

13C5-PFHxA

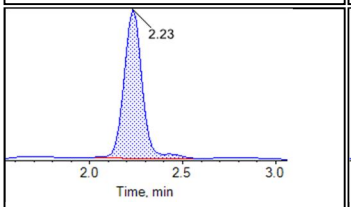

13C4-PFHpA

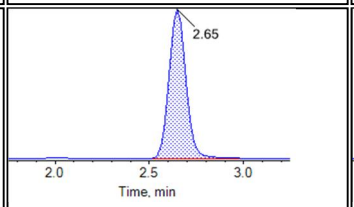

13C8-PFOA

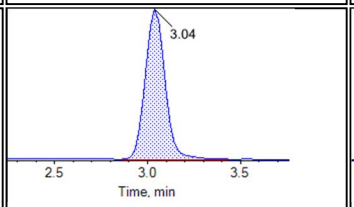

13C9-PFNA

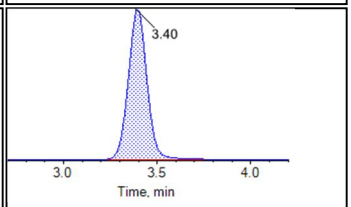

13C6-PFDA

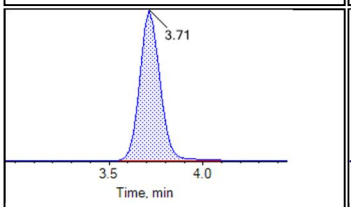

13C7-PFUnA

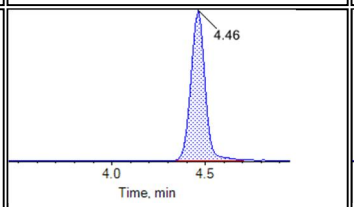

13C2-PFTeDA

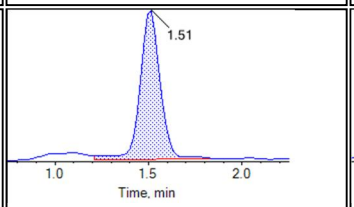

13C3-PFBS

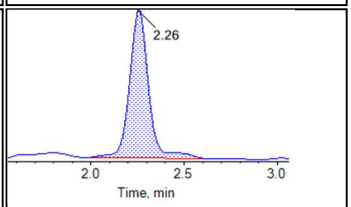

13C3-PFHxS

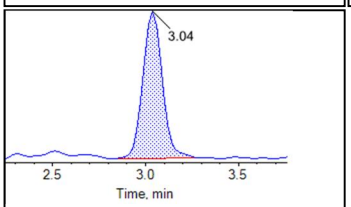

13C8-PFOS

BATTELLE

Chromatogram Report

Created with Analyst Reporter
Printed: 05/10/2018 11:11:52 AM

Internal Standards:

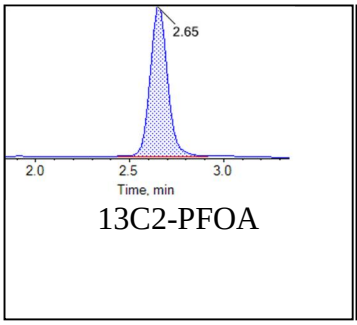

13C2-PFOA

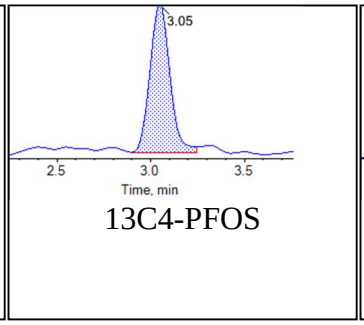

13C4-PFOS

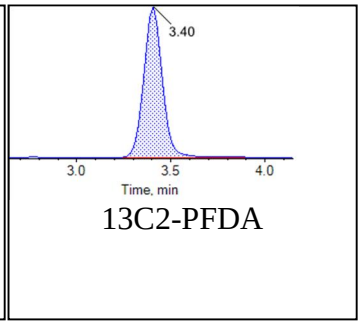

13C2-PFDA

BATTELLE

Chromatogram Report

Created with Analyst Reporter
Printed: 05/10/2018 11:11:56 AM

Sample Name	J8215-FS-D(3)	**Injection Vial**	39
Sample ID	VC-PM372-DW02-0918	**Injection Volume**	10.00
Sample Type	Unknown	**Instrument Name**	QTRAP 5500
Acquisition Date	2018-10-03T03:22:15	**Data File**	18-0567.wiff
Acquisition Method	5-0369.dam	**Result Table**	18-0567_SIS
Sample Comment			

Chromatograms

Target Analytes:

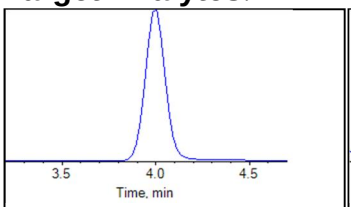

13C2-PFDoA

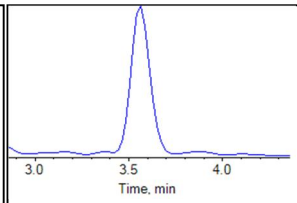

d3-MeFOSAA

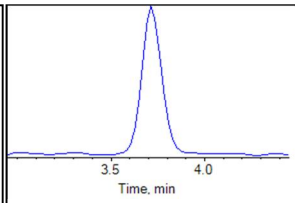

d5-EtFOSAA

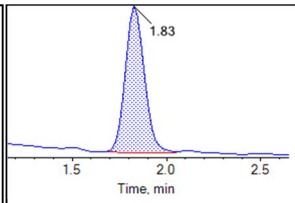

13C5-PFHxA

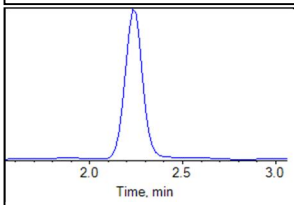

13C4-PFHpA

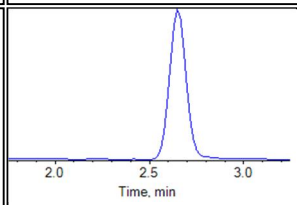

13C8-PFOA

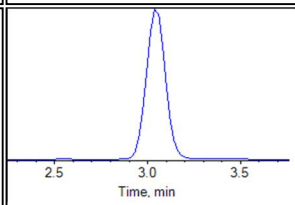

13C9-PFNA

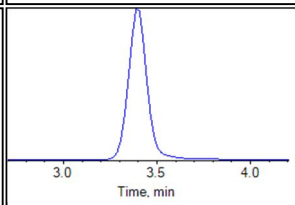

13C6-PFDA

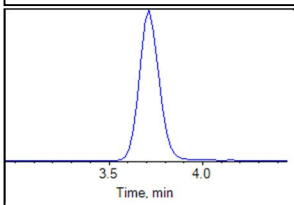

13C7-PFUnA

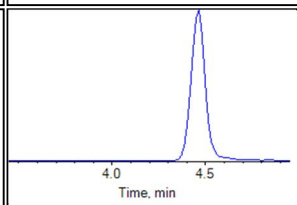

13C2-PFTeDA

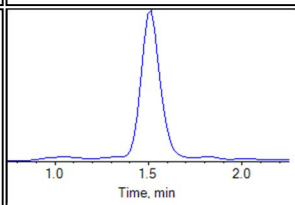

13C3-PFBS

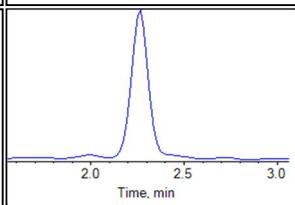

13C3-PFHxS

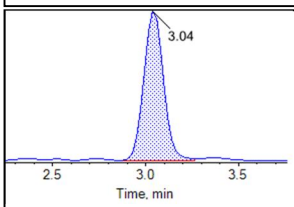

13C8-PFOS

BATTELLE

Chromatogram Report

Created with Analyst Reporter
Printed: 05/10/2018 11:11:56 AM

Internal Standards:

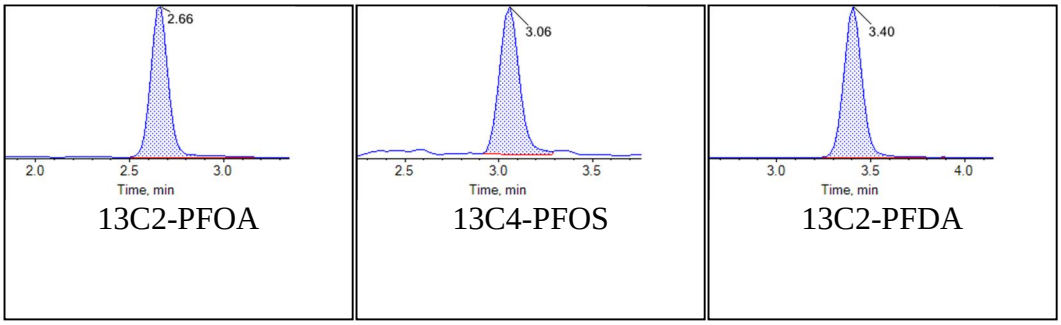

BATTELLE

Chromatogram Report

Created with Analyst Reporter
Printed: 05/10/2018 11:12:00 AM

Sample Name	J8215-FS-D(5)	**Injection Vial**	40
Sample ID	VC-PM372-DW02-0918	**Injection Volume**	10.00
Sample Type	Unknown	**Instrument Name**	QTRAP 5500
Acquisition Date	2018-10-03T03:33:07	**Data File**	18-0567.wiff
Acquisition Method	5-0369.dam	**Result Table**	18-0567_SIS
Sample Comment			

Chromatograms

Target Analytes:

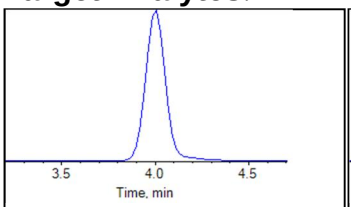

13C2-PFDoA

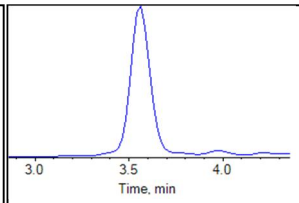

d3-MeFOSAA

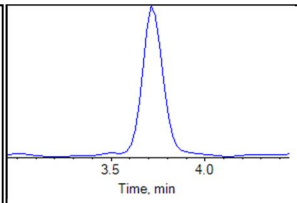

d5-EtFOSAA

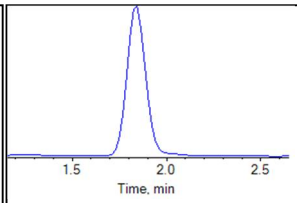

13C5-PFHxA

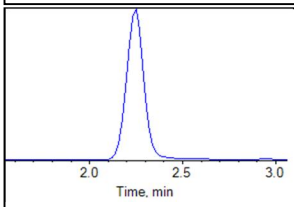

13C4-PFHpA

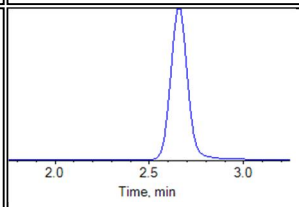

13C8-PFOA

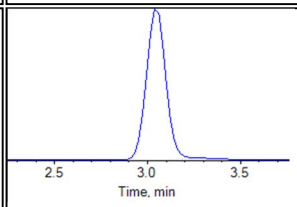

13C9-PFNA

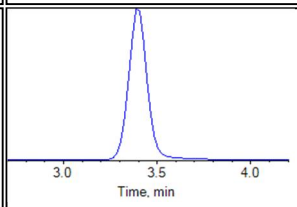

13C6-PFDA

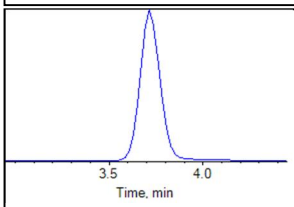

13C7-PFUnA

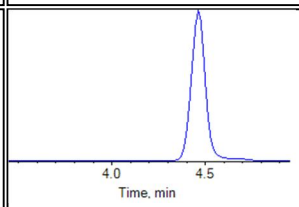

13C2-PFTeDA

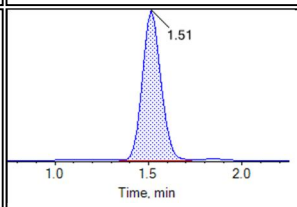

13C3-PFBS

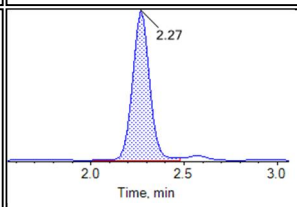

13C3-PFHxS

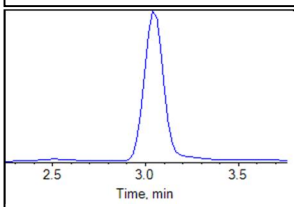

13C8-PFOS

BATTELLE

Chromatogram Report

Created with Analyst Reporter
Printed: 05/10/2018 11:12:00 AM

Internal Standards:

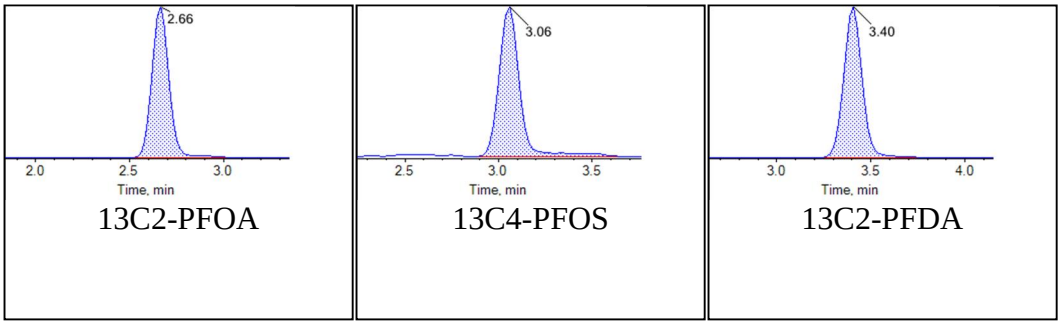

BATTELLE

Chromatogram Report

Created with Analyst Reporter
Printed: 05/10/2018 11:12:05 AM

Sample Name	J8215-FS-D(7)	**Injection Vial**	41
Sample ID	VC-PM372-DW02-0918	**Injection Volume**	10.00
Sample Type	Unknown	**Instrument Name**	QTRAP 5500
Acquisition Date	2018-10-03T03:43:59	**Data File**	18-0567.wiff
Acquisition Method	5-0369.dam	**Result Table**	18-0567_SIS
Sample Comment			

Chromatograms

Target Analytes:

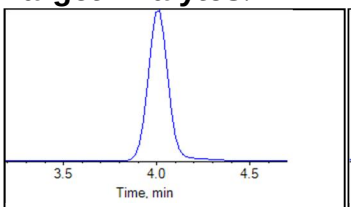

13C2-PFDoA

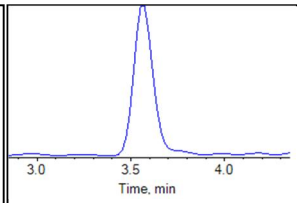

d3-MeFOSAA

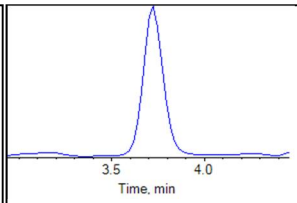

d5-EtFOSAA

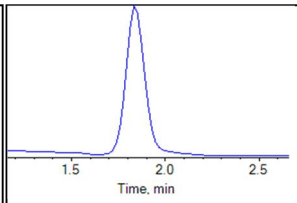

13C5-PFHxA

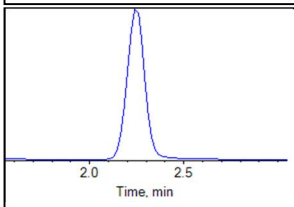

13C4-PFHpA

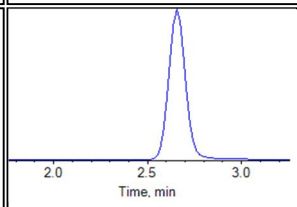

13C8-PFOA

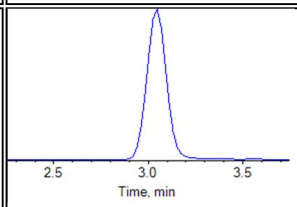

13C9-PFNA

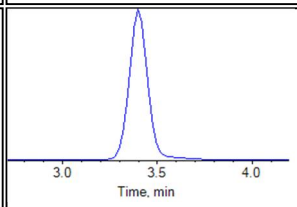

13C6-PFDA

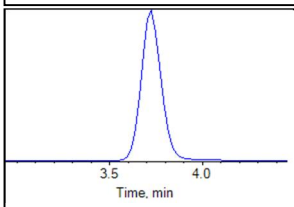

13C7-PFUnA

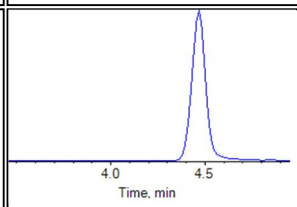

13C2-PFTeDA

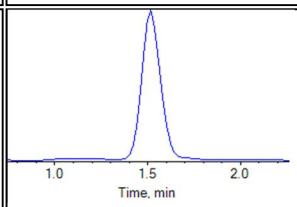

13C3-PFBS

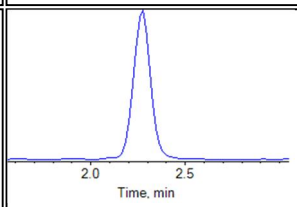

13C3-PFHxS

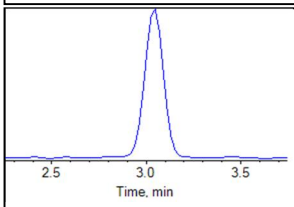

13C8-PFOS

BATTELLE

Chromatogram Report

Created with Analyst Reporter
Printed: 05/10/2018 11:12:05 AM

Internal Standards:

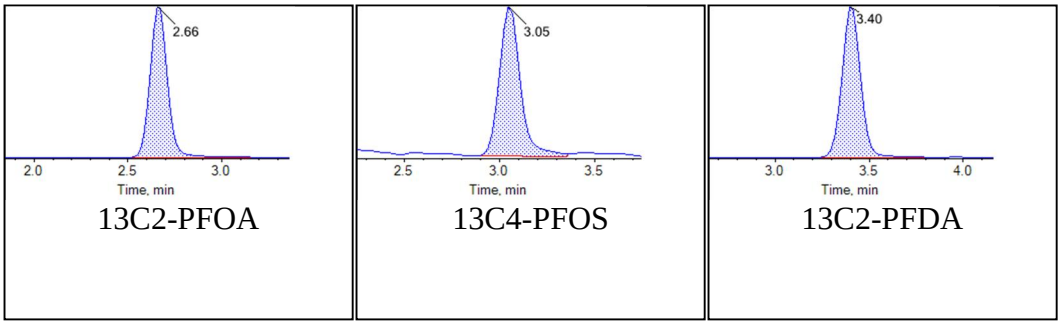

BATTELLE

Chromatogram Report

Created with Analyst Reporter
Printed: 05/10/2018 11:12:09 AM

Sample Name	J8216-FS(0)	**Injection Vial**	42
Sample ID	VC-PM372-DW02P-0918	**Injection Volume**	10.00
Sample Type	Unknown	**Instrument Name**	QTRAP 5500
Acquisition Date	2018-10-03T03:54:50	**Data File**	18-0567.wiff
Acquisition Method	5-0369.dam	**Result Table**	18-0567_SIS
Sample Comment			

Chromatograms

Target Analytes:

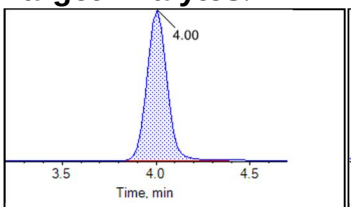

13C2-PFDoA

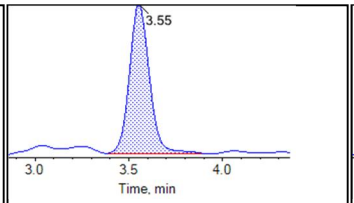

d3-MeFOSAA

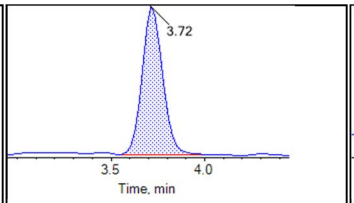

d5-EtFOSAA

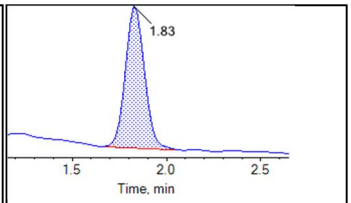

13C5-PFHxA

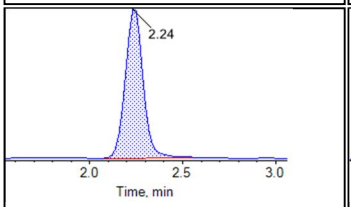

13C4-PFHpA

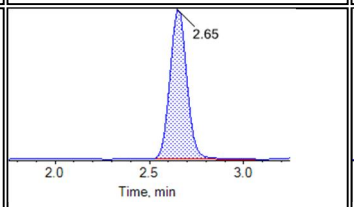

13C8-PFOA

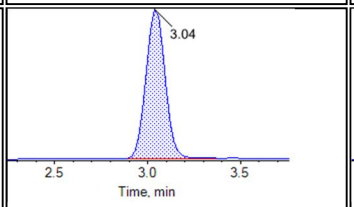

13C9-PFNA

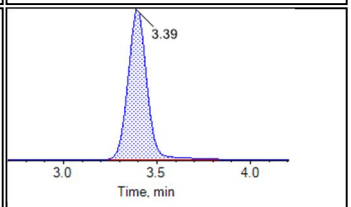

13C6-PFDA

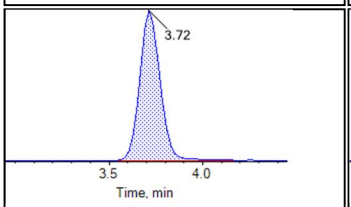

13C7-PFUnA

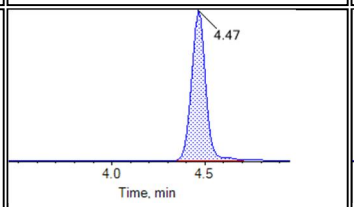

13C2-PFTeDA

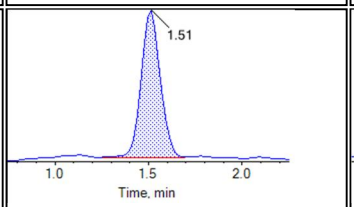

13C3-PFBS

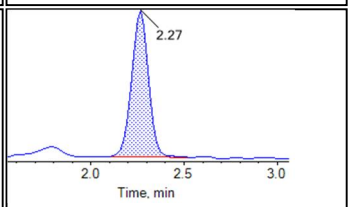

13C3-PFHxS

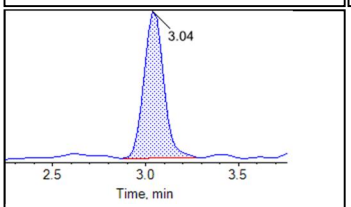

13C8-PFOS

BATTELLE

Chromatogram Report

Created with Analyst Reporter
Printed: 05/10/2018 11:12:09 AM

Internal Standards:

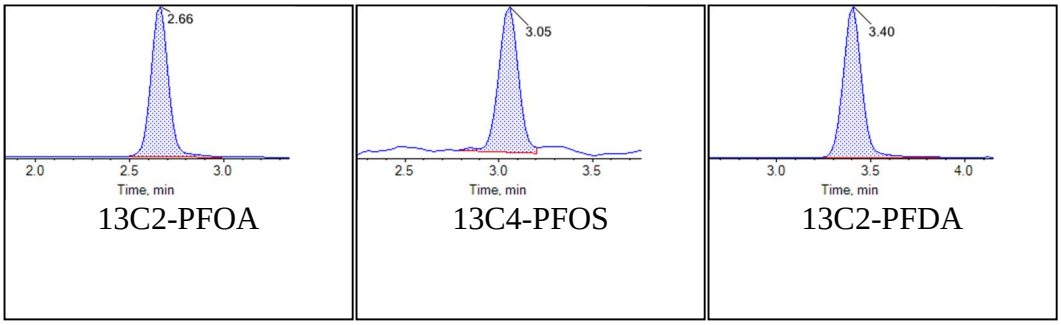

BATTELLE

Chromatogram Report

Created with Analyst Reporter
Printed: 05/10/2018 11:12:13 AM

Sample Name	J8216-FS-D(3)	**Injection Vial**	43
Sample ID	VC-PM372-DW02P-0918	**Injection Volume**	10.00
Sample Type	Unknown	**Instrument Name**	QTRAP 5500
Acquisition Date	2018-10-03T04:05:42	**Data File**	18-0567.wiff
Acquisition Method	5-0369.dam	**Result Table**	18-0567_SIS
Sample Comment			

Chromatograms

Target Analytes:

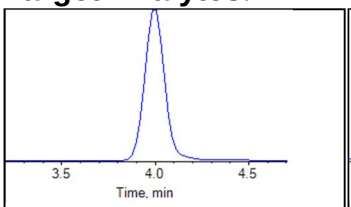

13C2-PFDoA

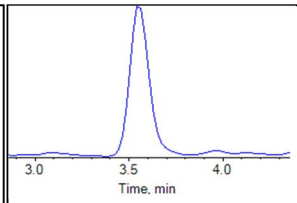

d3-MeFOSAA

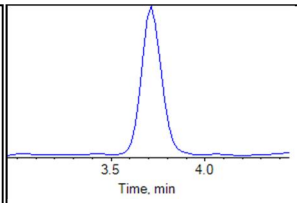

d5-EtFOSAA

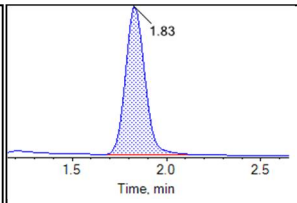

13C5-PFHxA

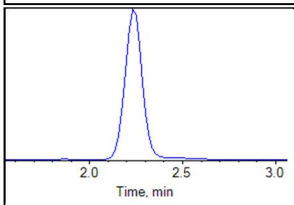

13C4-PFHpA

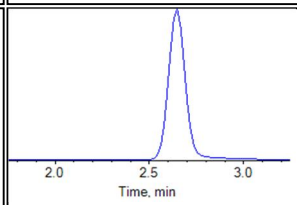

13C8-PFOA

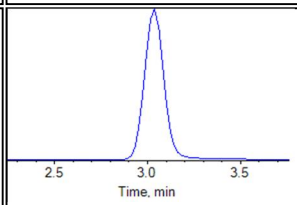

13C9-PFNA

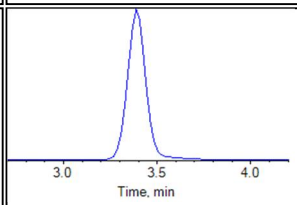

13C6-PFDA

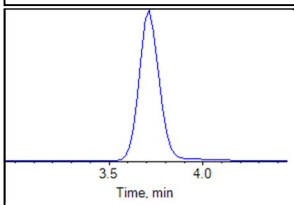

13C7-PFUnA

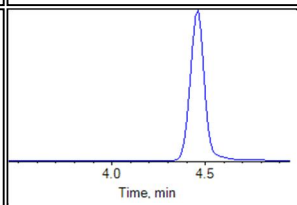

13C2-PFTeDA

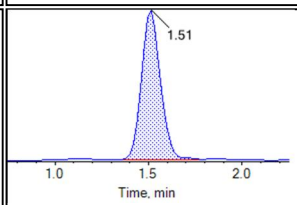

13C3-PFBS

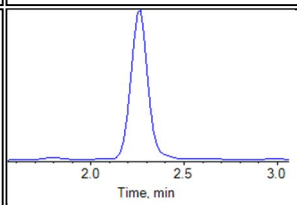

13C3-PFHxS

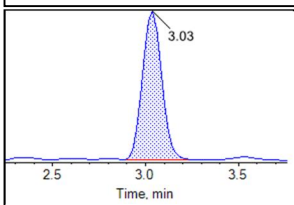

13C8-PFOS

BATTELLE

Chromatogram Report

Created with Analyst Reporter
Printed: 05/10/2018 11:12:13 AM

Internal Standards:

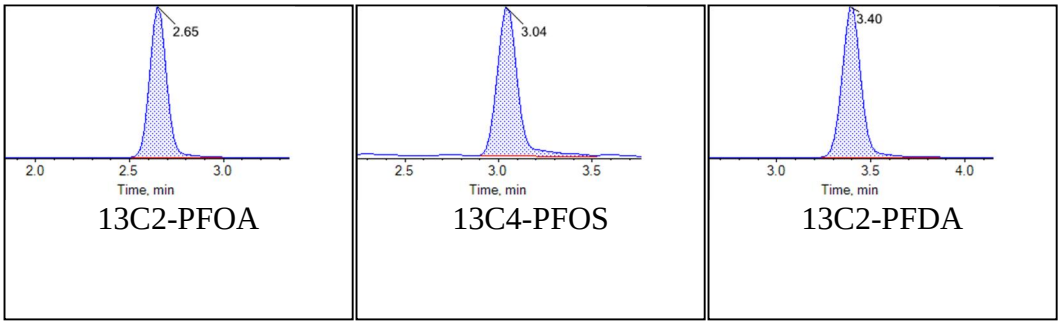

BATTELLE

Chromatogram Report

Created with Analyst Reporter
Printed: 05/10/2018 11:12:17 AM

Sample Name	J8216-FS-D(5)	**Injection Vial**	44
Sample ID	VC-PM372-DW02P-0918	**Injection Volume**	10.00
Sample Type	Unknown	**Instrument Name**	QTRAP 5500
Acquisition Date	2018-10-03T04:16:33	**Data File**	18-0567.wiff
Acquisition Method	5-0369.dam	**Result Table**	18-0567_SIS
Sample Comment			

Chromatograms

Target Analytes:

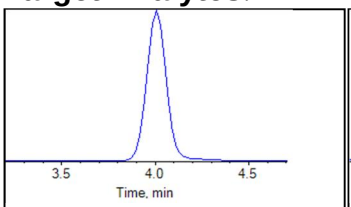

13C2-PFDoA

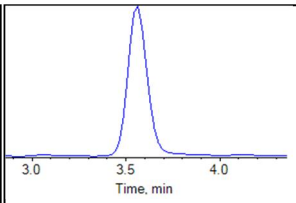

d3-MeFOSAA

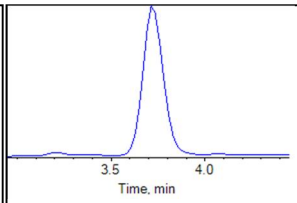

d5-EtFOSAA

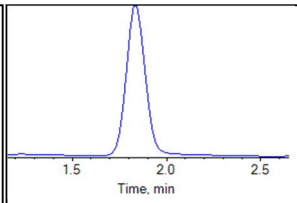

13C5-PFHxA

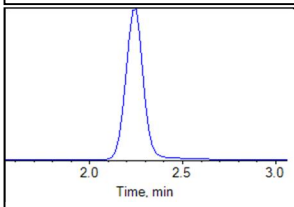

13C4-PFHpA

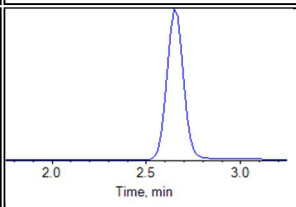

13C8-PFOA

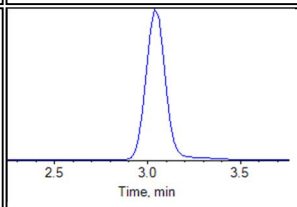

13C9-PFNA

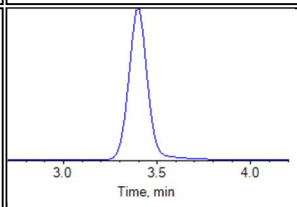

13C6-PFDA

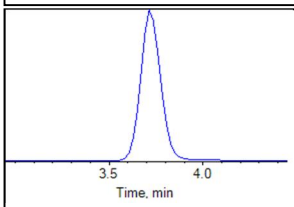

13C7-PFUnA

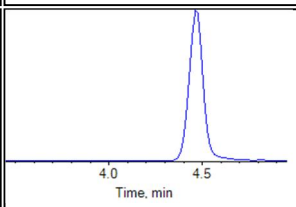

13C2-PFTeDA

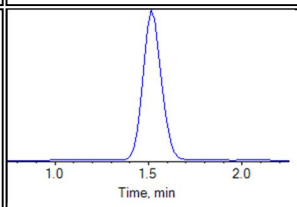

13C3-PFBS

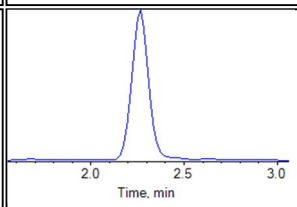

13C3-PFHxS

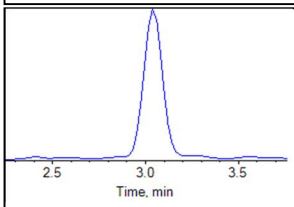

13C8-PFOS

BATTELLE

Chromatogram Report

Created with Analyst Reporter
Printed: 05/10/2018 11:12:17 AM

Internal Standards:

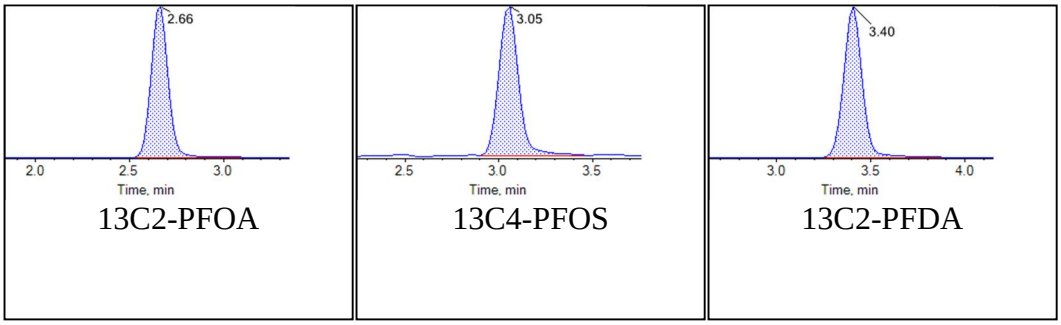

BATTELLE

Chromatogram Report

Created with Analyst Reporter
Printed: 05/10/2018 11:12:26 AM

Sample Name	KB85 CCV	**Injection Vial**	46
Sample ID	CCV	**Injection Volume**	10.00
Sample Type	Quality Control	**Instrument Name**	QTRAP 5500
Acquisition Date	2018-10-03T04:38:18	**Data File**	18-0567.wiff
Acquisition Method	5-0369.dam	**Result Table**	18-0567_SIS
Sample Comment			

Chromatograms

Target Analytes:

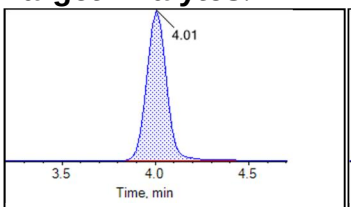

13C2-PFDoA

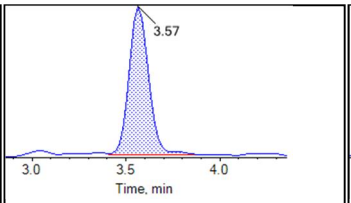

d3-MeFOSAA

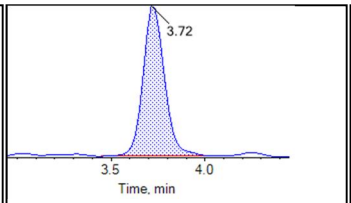

d5-EtFOSAA

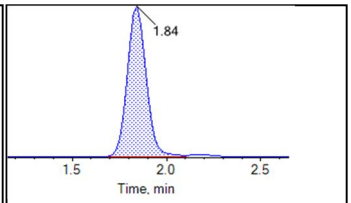

13C5-PFHxA

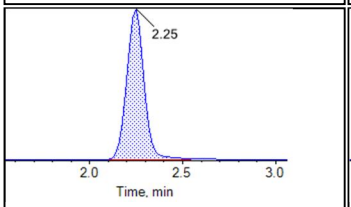

13C4-PFHpA

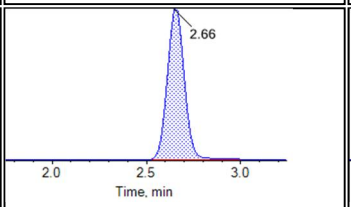

13C8-PFOA

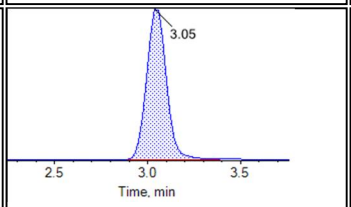

13C9-PFNA

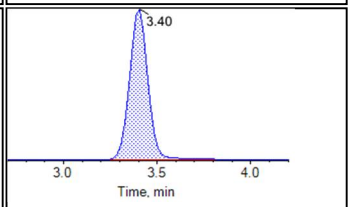

13C6-PFDA

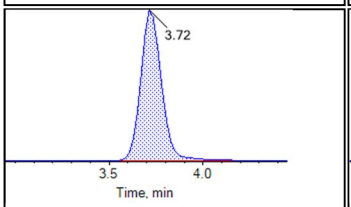

13C7-PFUnA

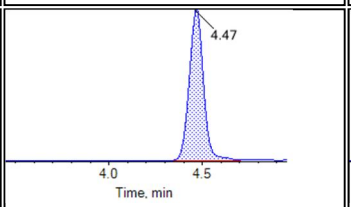

13C2-PFTeDA

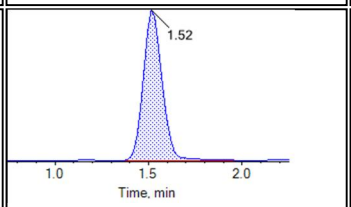

13C3-PFBS

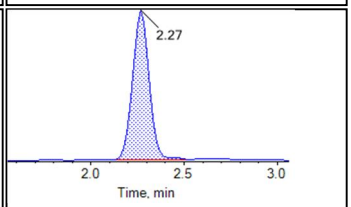

13C3-PFHxS

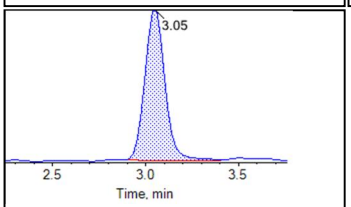

13C8-PFOS

BATTELLE

Chromatogram Report

Created with Analyst Reporter
Printed: 05/10/2018 11:12:26 AM

Internal Standards:

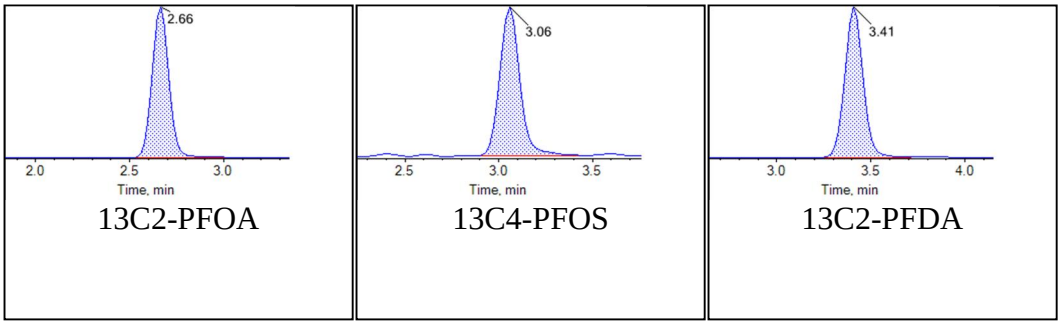

BATTELLE

Chromatogram Report

Created with Analyst Reporter
Printed: 05/10/2018 11:12:34 AM

Sample Name	J8241-FS(0)	**Injection Vial**	48
Sample ID	VC-PM649-DW01-0918	**Injection Volume**	10.00
Sample Type	Unknown	**Instrument Name**	QTRAP 5500
Acquisition Date	2018-10-03T05:00:03	**Data File**	18-0567.wiff
Acquisition Method	5-0369.dam	**Result Table**	18-0567_SIS
Sample Comment			

Chromatograms

Target Analytes:

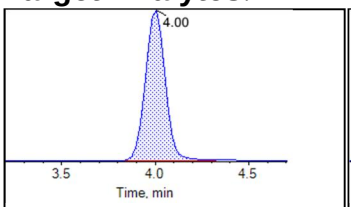

13C2-PFDoA

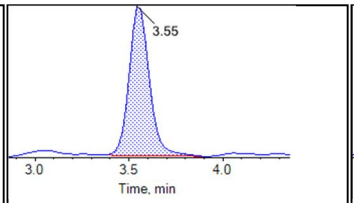

d3-MeFOSAA

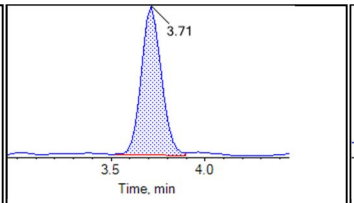

d5-EtFOSAA

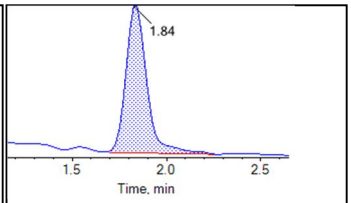

13C5-PFHxA

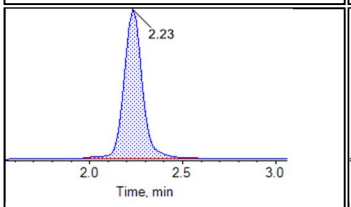

13C4-PFHpA

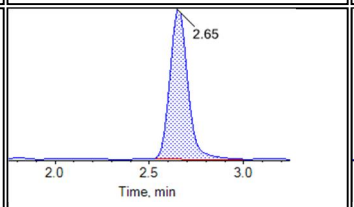

13C8-PFOA

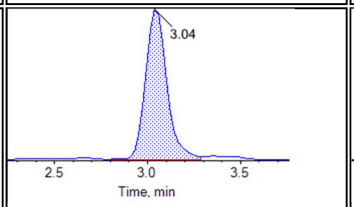

13C9-PFNA

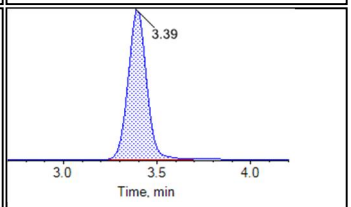

13C6-PFDA

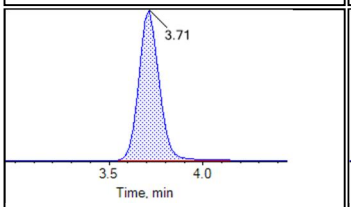

13C7-PFUnA

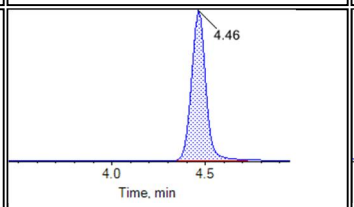

13C2-PFTeDA

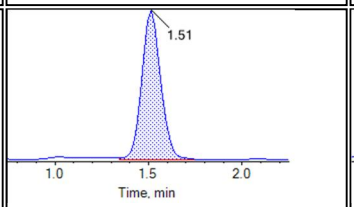

13C3-PFBS

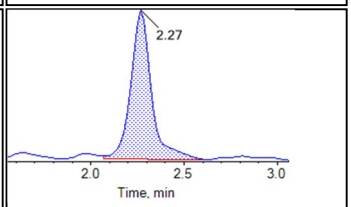

13C3-PFHxS

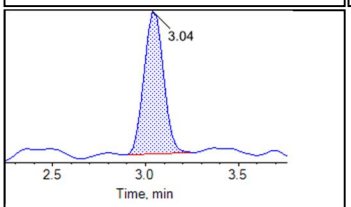

13C8-PFOS

BATTELLE

Chromatogram Report

Created with Analyst Reporter
Printed: 05/10/2018 11:12:34 AM

Internal Standards:

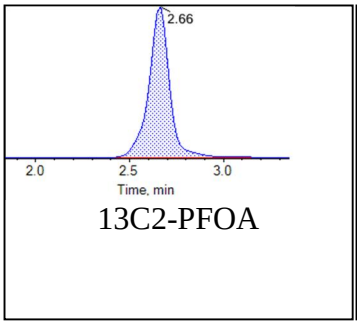

13C2-PFOA

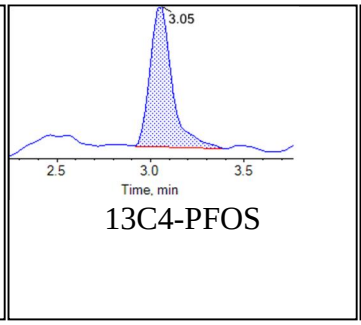

13C4-PFOS

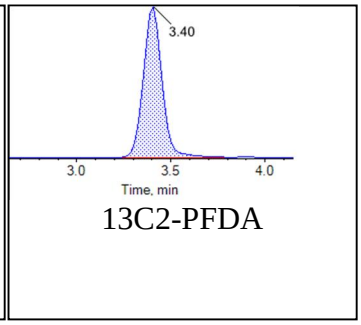

13C2-PFDA

BATTELLE

Chromatogram Report

Created with Analyst Reporter
Printed: 05/10/2018 11:12:38 AM

Sample Name	J8241-FS-D(3)	**Injection Vial**	49
Sample ID	VC-PM649-DW01-0918	**Injection Volume**	10.00
Sample Type	Unknown	**Instrument Name**	QTRAP 5500
Acquisition Date	2018-10-03T05:10:54	**Data File**	18-0567.wiff
Acquisition Method	5-0369.dam	**Result Table**	18-0567_SIS
Sample Comment			

Chromatograms

Target Analytes:

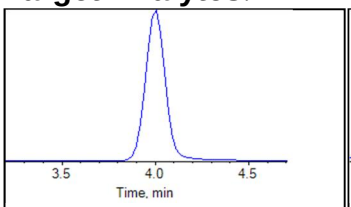

13C2-PFDoA

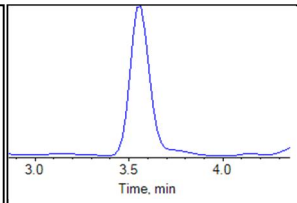

d3-MeFOSAA

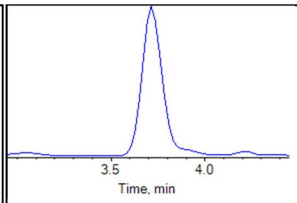

d5-EtFOSAA

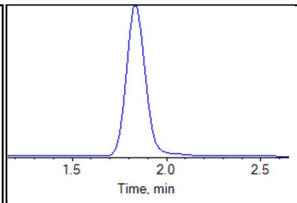

13C5-PFHxA

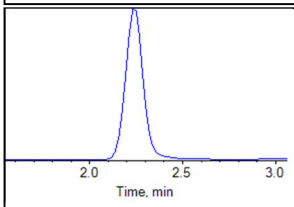

13C4-PFHpA

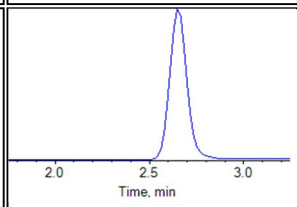

13C8-PFOA

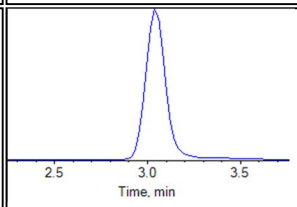

13C9-PFNA

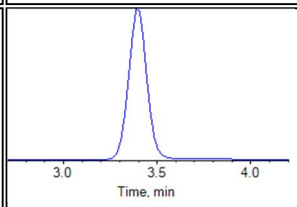

13C6-PFDA

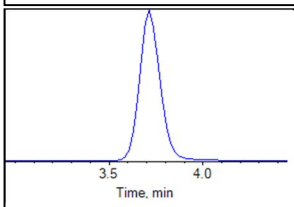

13C7-PFUnA

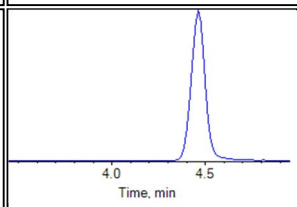

13C2-PFTeDA

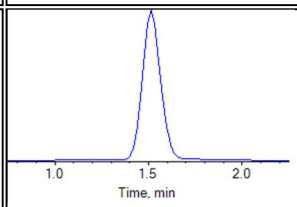

13C3-PFBS

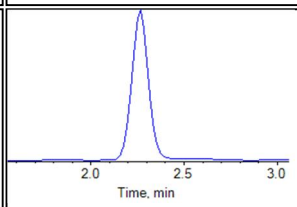

13C3-PFHxS

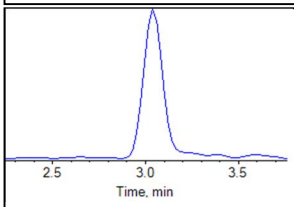

13C8-PFOS

BATTELLE

Chromatogram Report

Created with Analyst Reporter
Printed: 05/10/2018 11:12:38 AM

Internal Standards:

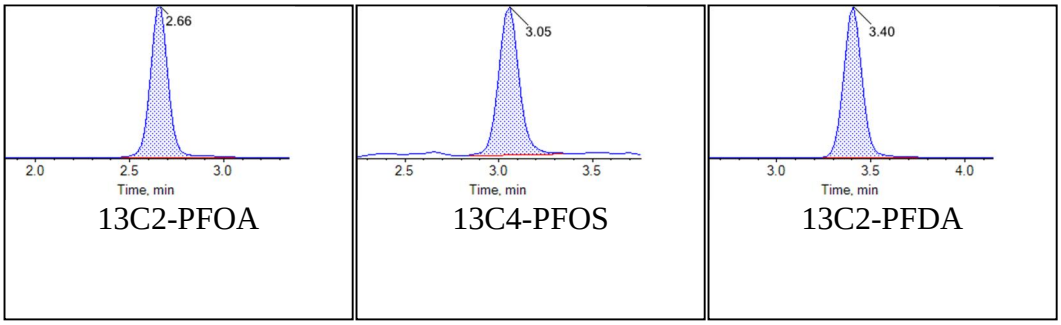

BATTELLE

Chromatogram Report

Created with Analyst Reporter
Printed: 05/10/2018 11:12:42 AM

Sample Name	J8241-FS-D(5)	**Injection Vial**	50
Sample ID	VC-PM649-DW01-0918	**Injection Volume**	10.00
Sample Type	Unknown	**Instrument Name**	QTRAP 5500
Acquisition Date	2018-10-03T05:21:46	**Data File**	18-0567.wiff
Acquisition Method	5-0369.dam	**Result Table**	18-0567_SIS
Sample Comment			

Chromatograms

Target Analytes:

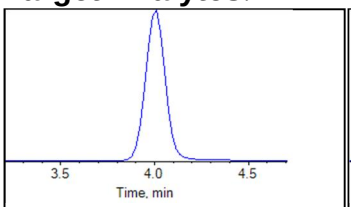

13C2-PFDoA

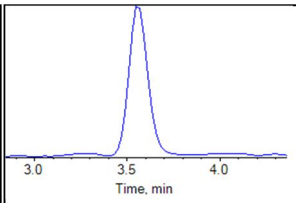

d3-MeFOSAA

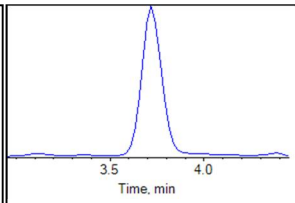

d5-EtFOSAA

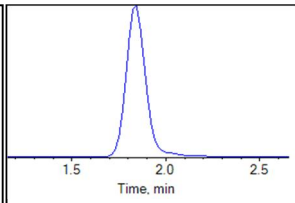

13C5-PFHxA

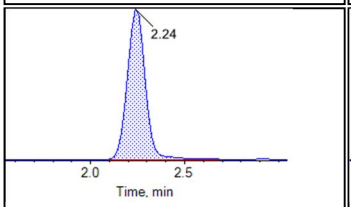

13C4-PFHpA

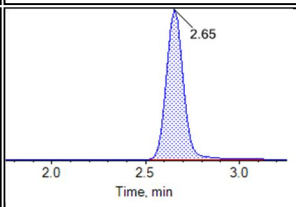

13C8-PFOA

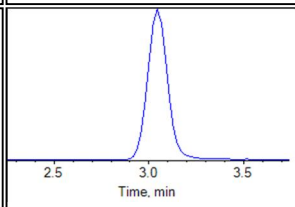

13C9-PFNA

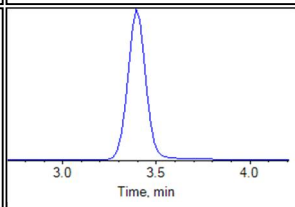

13C6-PFDA

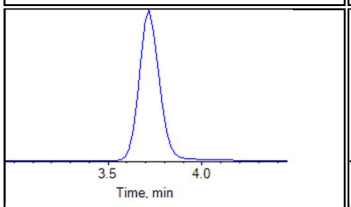

13C7-PFUnA

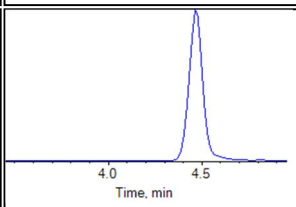

13C2-PFTeDA

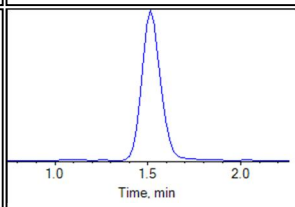

13C3-PFBS

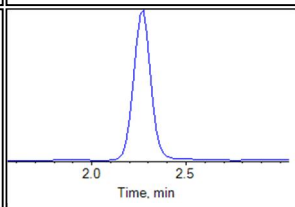

13C3-PFHxS

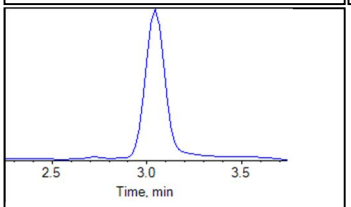

13C8-PFOS

BATTELLE

Chromatogram Report

Created with Analyst Reporter
Printed: 05/10/2018 11:12:42 AM

Internal Standards:

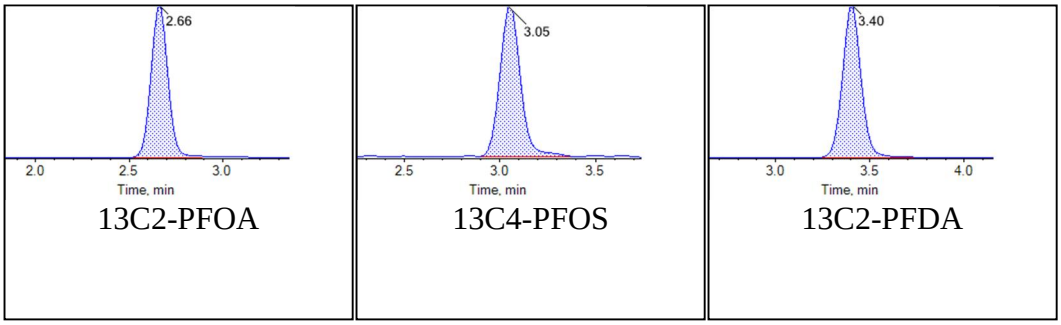

BATTELLE

Chromatogram Report

Created with Analyst Reporter
Printed: 05/10/2018 11:12:47 AM

Sample Name	J8241-FS-D(7)	**Injection Vial**	51
Sample ID	VC-PM649-DW01-0918	**Injection Volume**	10.00
Sample Type	Unknown	**Instrument Name**	QTRAP 5500
Acquisition Date	2018-10-03T05:32:38	**Data File**	18-0567.wiff
Acquisition Method	5-0369.dam	**Result Table**	18-0567_SIS
Sample Comment			

Chromatograms

Target Analytes:

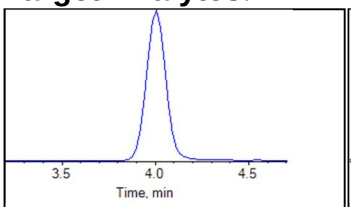

13C2-PFDoA

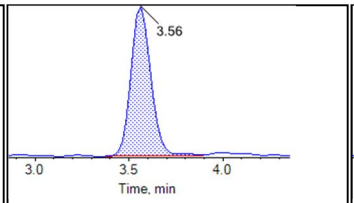

d3-MeFOSAA

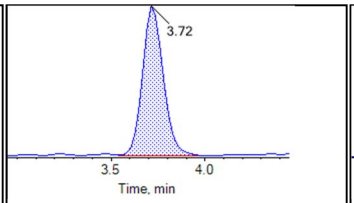

d5-EtFOSAA

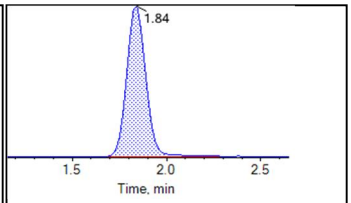

13C5-PFHxA

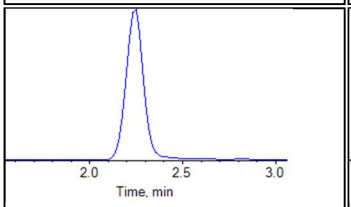

13C4-PFHpA

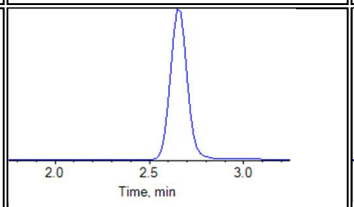

13C8-PFOA

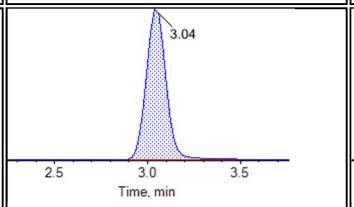

13C9-PFNA

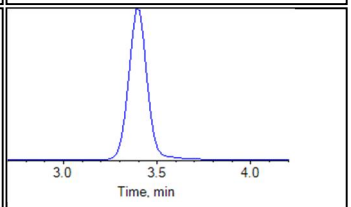

13C6-PFDA

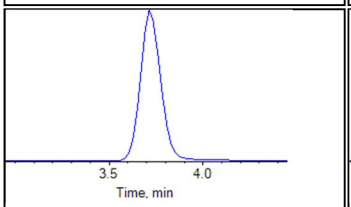

13C7-PFUnA

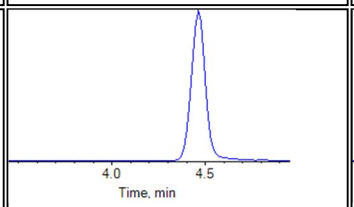

13C2-PFTeDA

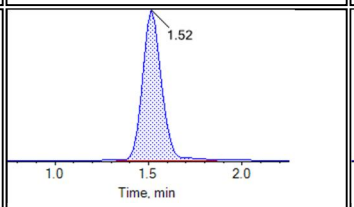

13C3-PFBS

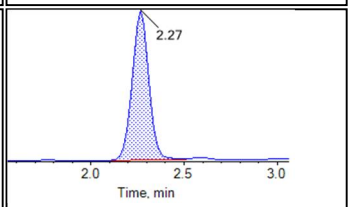

13C3-PFHxS

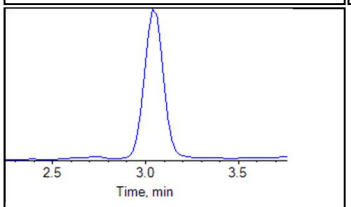

13C8-PFOS

BATTELLE

Chromatogram Report

Created with Analyst Reporter
Printed: 05/10/2018 11:12:47 AM

Internal Standards:

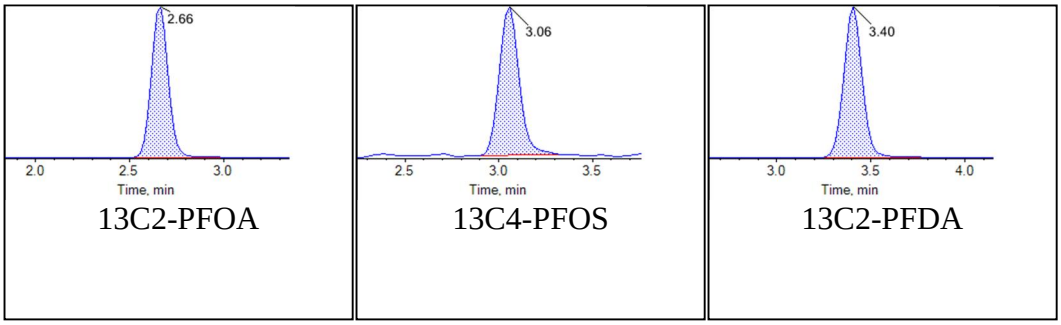

BATTELLE

Chromatogram Report

Created with Analyst Reporter
Printed: 05/10/2018 11:12:51 AM

Sample Name	J8242-FS(0)	**Injection Vial**	52
Sample ID	VC-PM649-DW01P-0918	**Injection Volume**	10.00
Sample Type	Unknown	**Instrument Name**	QTRAP 5500
Acquisition Date	2018-10-03T05:43:29	**Data File**	18-0567.wiff
Acquisition Method	5-0369.dam	**Result Table**	18-0567_SIS
Sample Comment			

Chromatograms

Target Analytes:

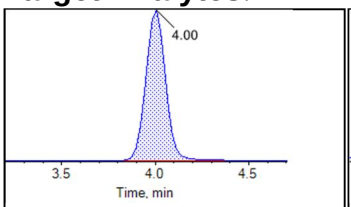

13C2-PFDoA

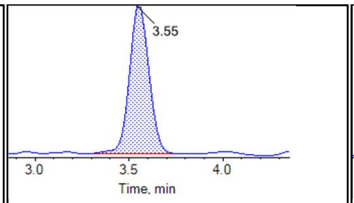

d3-MeFOSAA

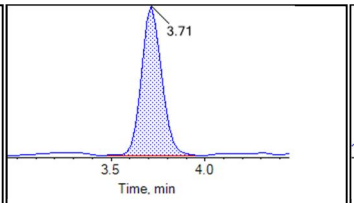

d5-EtFOSAA

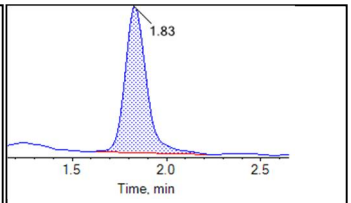

13C5-PFHxA

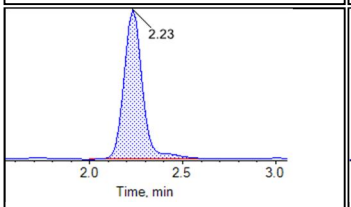

13C4-PFHpA

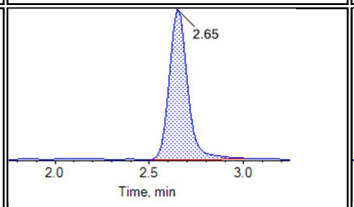

13C8-PFOA

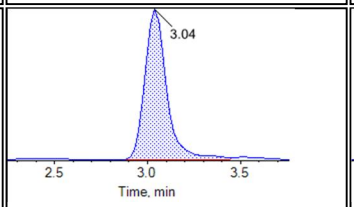

13C9-PFNA

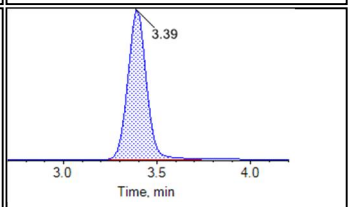

13C6-PFDA

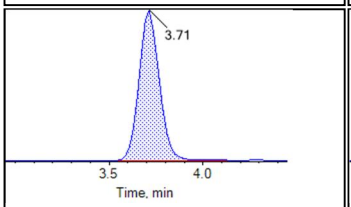

13C7-PFUnA

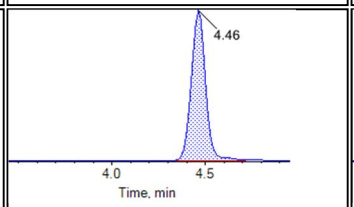

13C2-PFTeDA

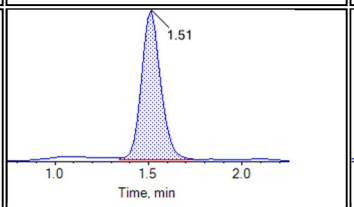

13C3-PFBS

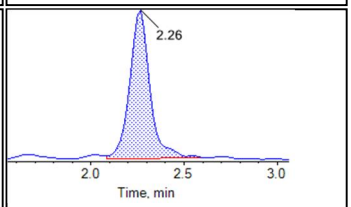

13C3-PFHxS

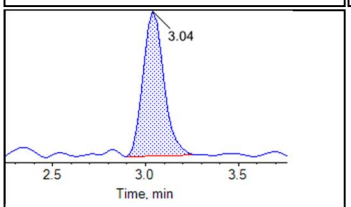

13C8-PFOS

BATTELLE

Chromatogram Report

Created with Analyst Reporter
Printed: 05/10/2018 11:12:51 AM

Internal Standards:

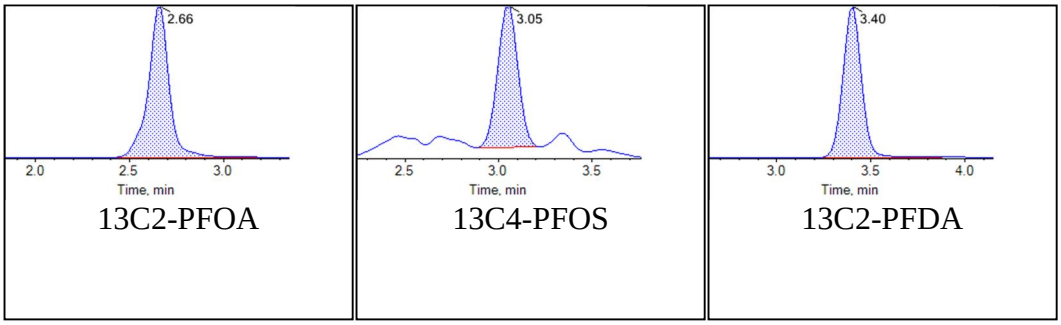

BATTELLE

Chromatogram Report

Created with Analyst Reporter
Printed: 05/10/2018 11:12:55 AM

Sample Name	J8242-FS-D(3)	**Injection Vial**	53
Sample ID	VC-PM649-DW01P-0918	**Injection Volume**	10.00
Sample Type	Unknown	**Instrument Name**	QTRAP 5500
Acquisition Date	2018-10-03T05:54:21	**Data File**	18-0567.wiff
Acquisition Method	5-0369.dam	**Result Table**	18-0567_SIS
Sample Comment			

Chromatograms

Target Analytes:

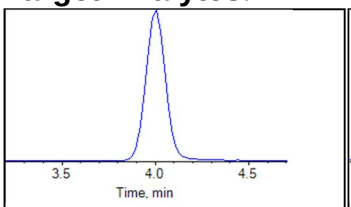

13C2-PFDoA

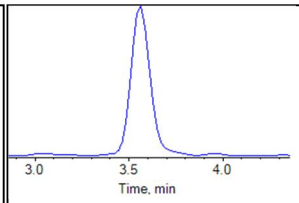

d3-MeFOSAA

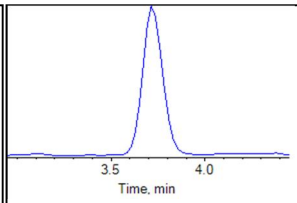

d5-EtFOSAA

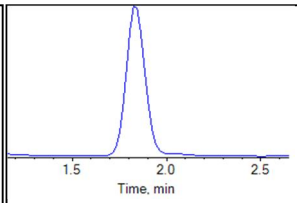

13C5-PFHxA

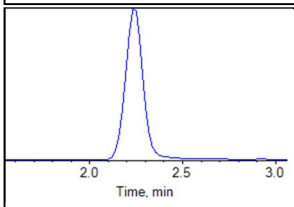

13C4-PFHpA

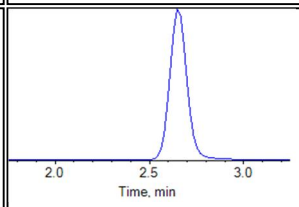

13C8-PFOA

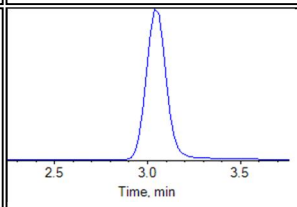

13C9-PFNA

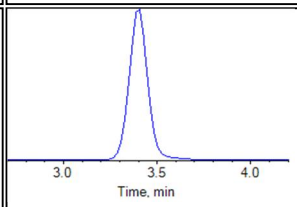

13C6-PFDA

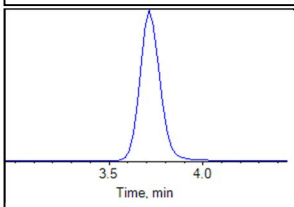

13C7-PFUnA

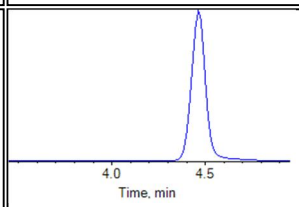

13C2-PFTeDA

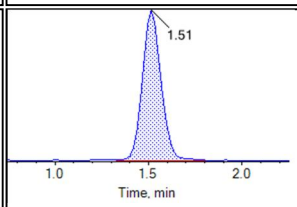

13C3-PFBS

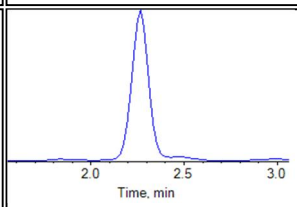

13C3-PFHxS

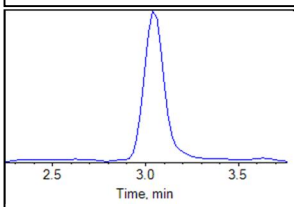

13C8-PFOS

BATTELLE

Chromatogram Report

Created with Analyst Reporter
Printed: 05/10/2018 11:12:55 AM

Internal Standards:

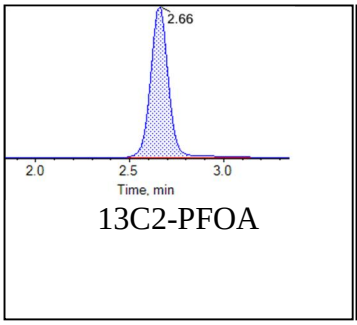

13C2-PFOA

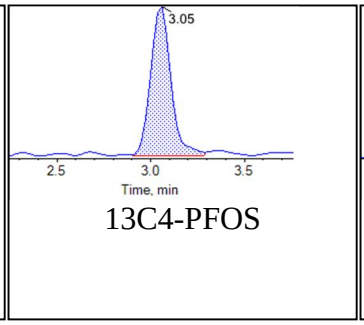

13C4-PFOS

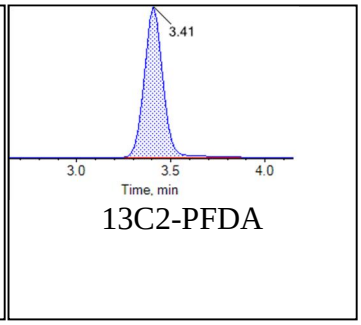

13C2-PFDA

BATTELLE

Chromatogram Report

Created with Analyst Reporter
Printed: 05/10/2018 11:12:59 AM

Sample Name	J8242-FS-D(5)	**Injection Vial**	54
Sample ID	VC-PM649-DW01P-0918	**Injection Volume**	10.00
Sample Type	Unknown	**Instrument Name**	QTRAP 5500
Acquisition Date	2018-10-03T06:05:12	**Data File**	18-0567.wiff
Acquisition Method	5-0369.dam	**Result Table**	18-0567_SIS
Sample Comment			

Chromatograms

Target Analytes:

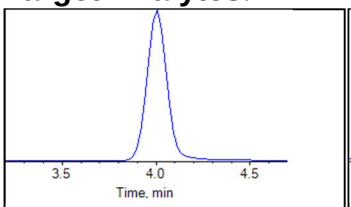

13C2-PFDoA

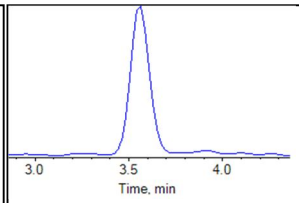

d3-MeFOSAA

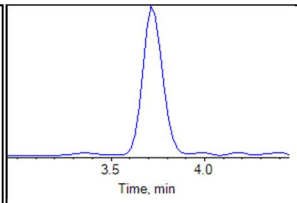

d5-EtFOSAA

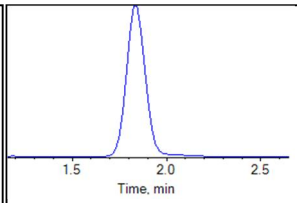

13C5-PFHxA

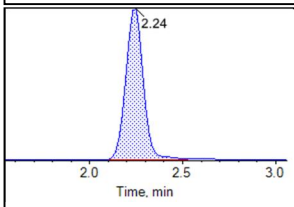

13C4-PFHpA

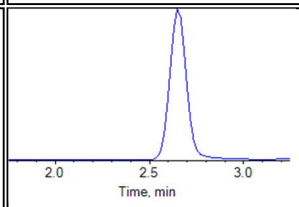

13C8-PFOA

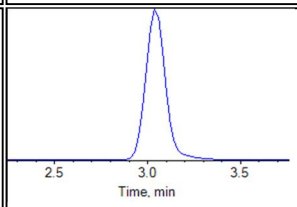

13C9-PFNA

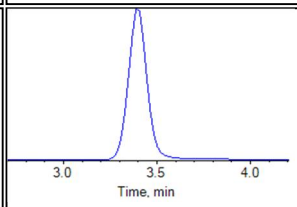

13C6-PFDA

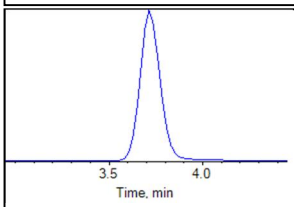

13C7-PFUnA

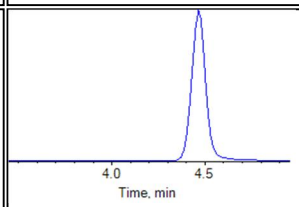

13C2-PFTeDA

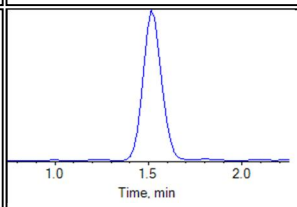

13C3-PFBS

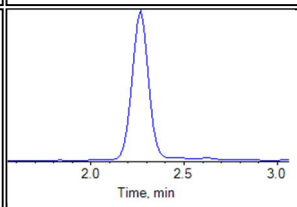

13C3-PFHxS

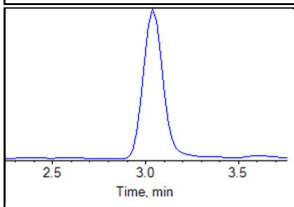

13C8-PFOS

BATTELLE

Chromatogram Report

Created with Analyst Reporter
Printed: 05/10/2018 11:12:59 AM

Internal Standards:

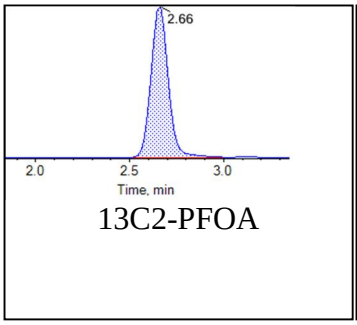

13C2-PFOA

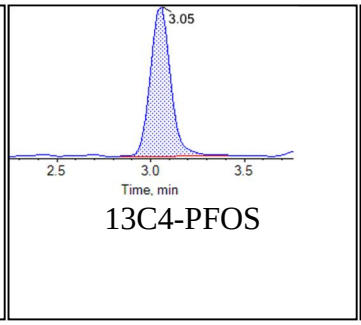

13C4-PFOS

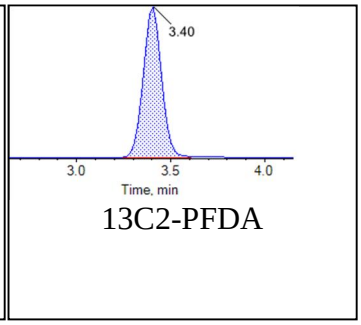

13C2-PFDA

BATTELLE

Chromatogram Report

Created with Analyst Reporter
Printed: 05/10/2018 11:13:03 AM

Sample Name	J8242-FS-D(7)	**Injection Vial**	1
Sample ID	VC-PM649-DW01P-0918	**Injection Volume**	10.00
Sample Type	Unknown	**Instrument Name**	QTRAP 5500
Acquisition Date	2018-10-03T06:16:04	**Data File**	18-0567.wiff
Acquisition Method	5-0369.dam	**Result Table**	18-0567_SIS
Sample Comment			

Chromatograms

Target Analytes:

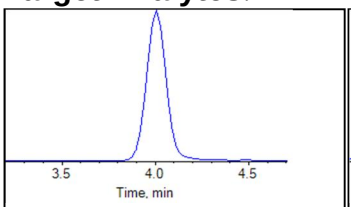

13C2-PFDoA

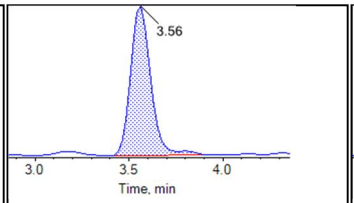

d3-MeFOSAA

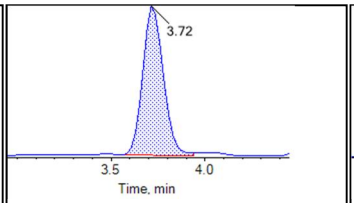

d5-EtFOSAA

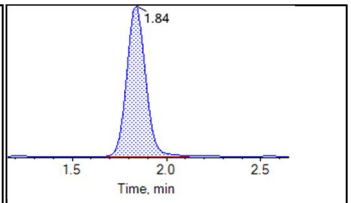

13C5-PFHxA

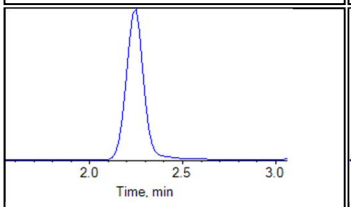

13C4-PFHpA

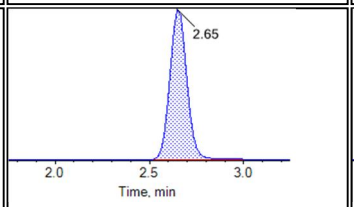

13C8-PFOA

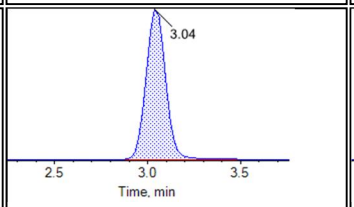

13C9-PFNA

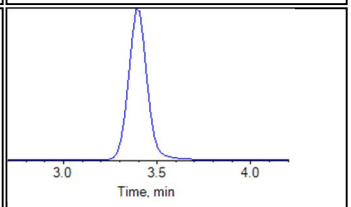

13C6-PFDA

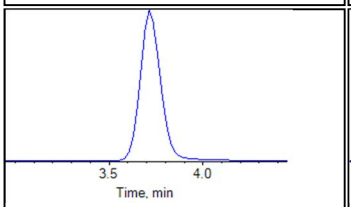

13C7-PFUnA

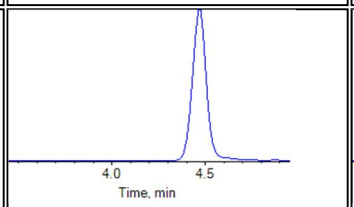

13C2-PFTeDA

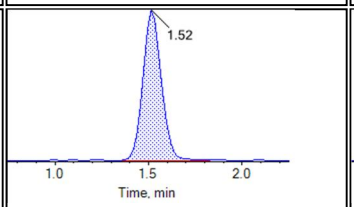

13C3-PFBS

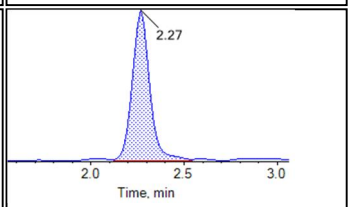

13C3-PFHxS

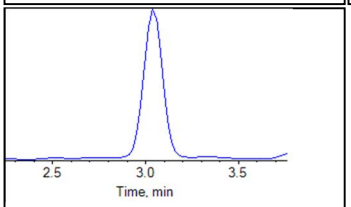

13C8-PFOS

BATTELLE

Chromatogram Report

Created with Analyst Reporter
Printed: 05/10/2018 11:13:03 AM

Internal Standards:

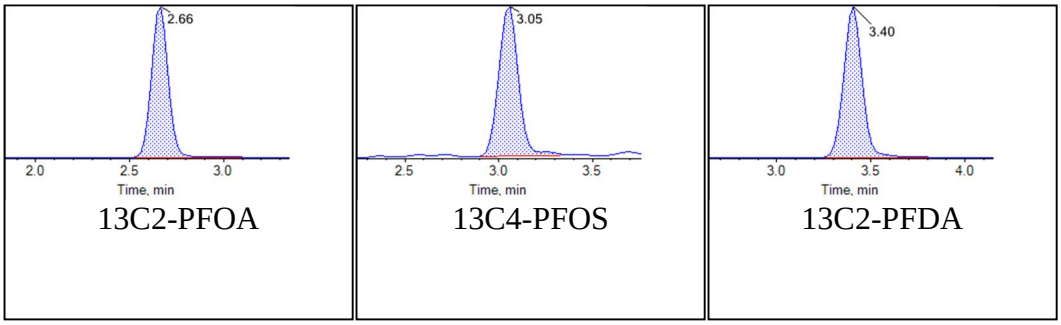

BATTELLE

Chromatogram Report

Created with Analyst Reporter
Printed: 05/10/2018 11:13:07 AM

Sample Name	J8243-FS-D(5)	**Injection Vial**	2
Sample ID	VC-PM649-DW02-0918	**Injection Volume**	10.00
Sample Type	Unknown	**Instrument Name**	QTRAP 5500
Acquisition Date	2018-10-03T06:26:58	**Data File**	18-0567.wiff
Acquisition Method	5-0369.dam	**Result Table**	18-0567_SIS
Sample Comment			

Chromatograms

Target Analytes:

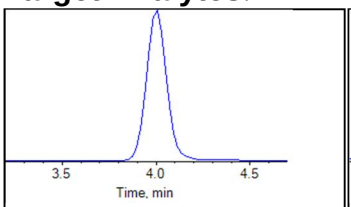

13C2-PFDoA

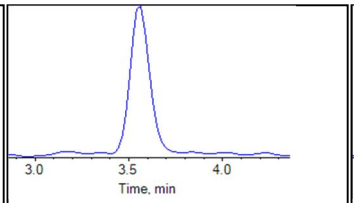

d3-MeFOSAA

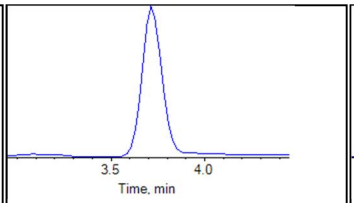

d5-EtFOSAA

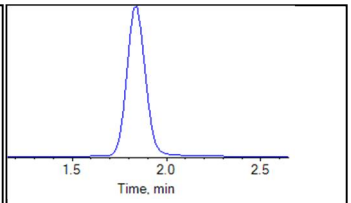

13C5-PFHxA

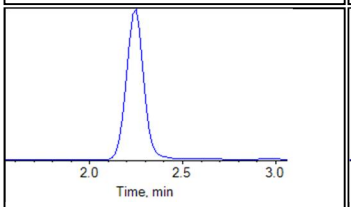

13C4-PFHpA

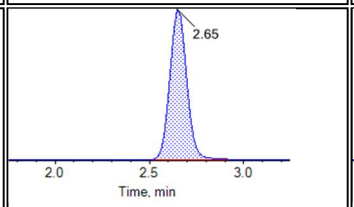

13C8-PFOA

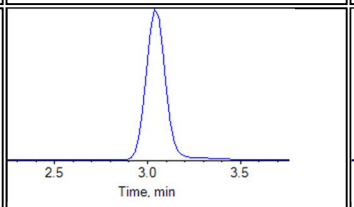

13C9-PFNA

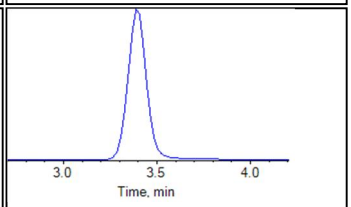

13C6-PFDA

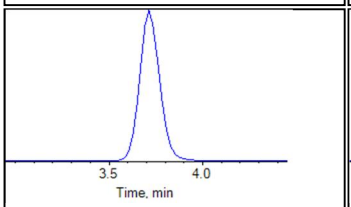

13C7-PFUnA

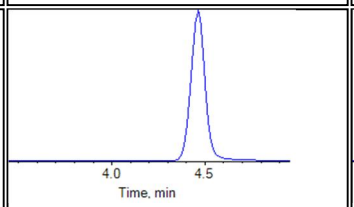

13C2-PFTeDA

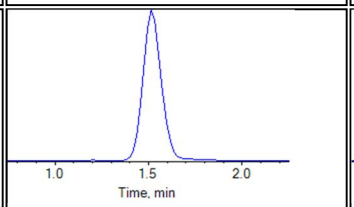

13C3-PFBS

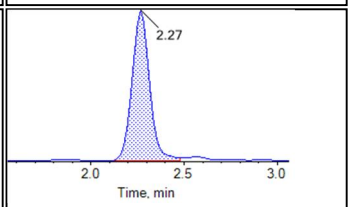

13C3-PFHxS

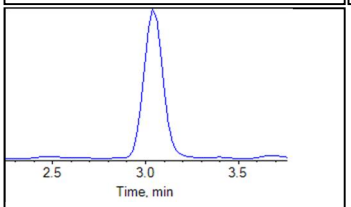

13C8-PFOS

Chromatogram Report

Created with Analyst Reporter
Printed: 05/10/2018 11:13:07 AM

Internal Standards:

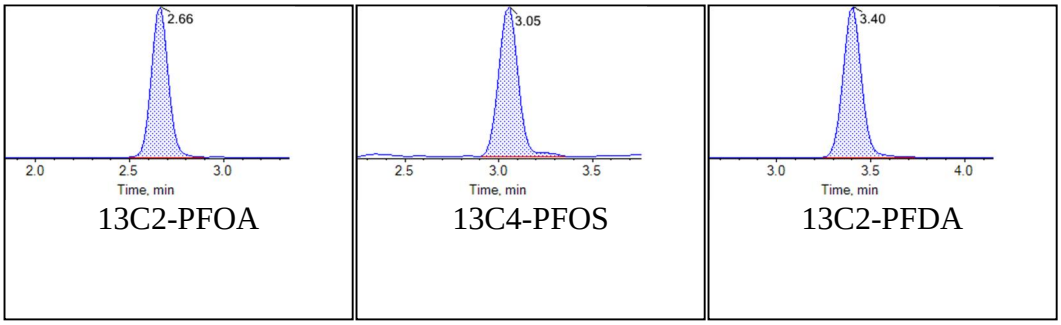

BATTELLE

Chromatogram Report

Created with Analyst Reporter
Printed: 05/10/2018 11:13:11 AM

Sample Name	J8243-FS-D(7)	**Injection Vial**	3
Sample ID	VC-PM649-DW02-0918	**Injection Volume**	10.00
Sample Type	Unknown	**Instrument Name**	QTRAP 5500
Acquisition Date	2018-10-03T06:37:51	**Data File**	18-0567.wiff
Acquisition Method	5-0369.dam	**Result Table**	18-0567_SIS
Sample Comment			

Chromatograms

Target Analytes:

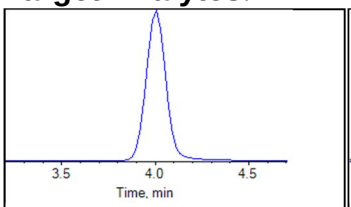

13C2-PFDoA

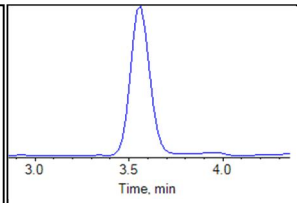

d3-MeFOSAA

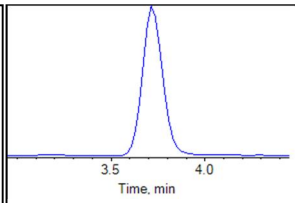

d5-EtFOSAA

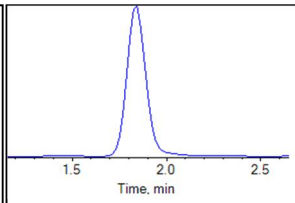

13C5-PFHxA

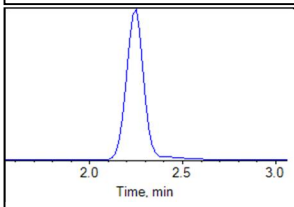

13C4-PFHpA

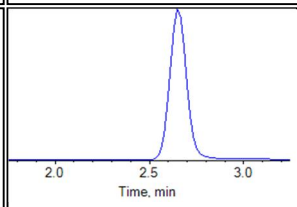

13C8-PFOA

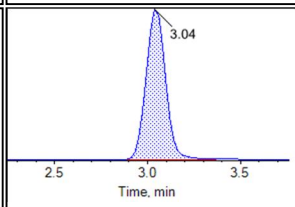

13C9-PFNA

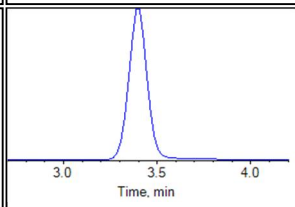

13C6-PFDA

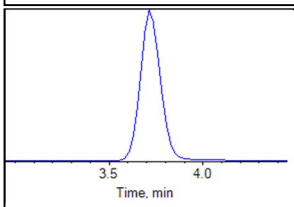

13C7-PFUnA

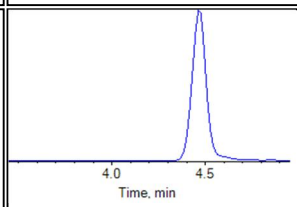

13C2-PFTeDA

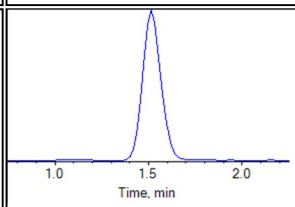

13C3-PFBS

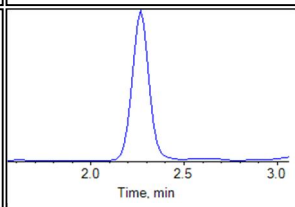

13C3-PFHxS

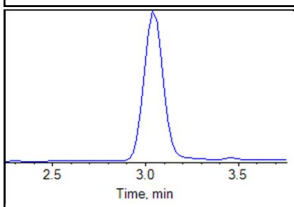

13C8-PFOS

BATTELLE

Chromatogram Report

Created with Analyst Reporter
Printed: 05/10/2018 11:13:11 AM

Internal Standards:

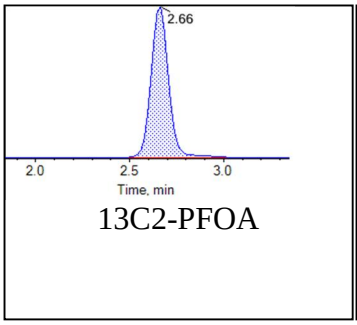

13C2-PFOA

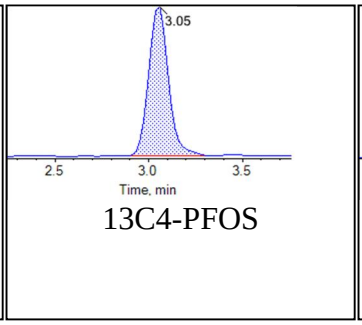

13C4-PFOS

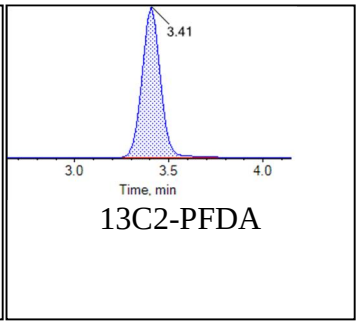

13C2-PFDA

BATTELLE

Chromatogram Report

Created with Analyst Reporter
Printed: 05/10/2018 11:13:19 AM

Sample Name	KB69 CCV	**Injection Vial**	4
Sample ID	CCV	**Injection Volume**	10.00
Sample Type	Quality Control	**Instrument Name**	QTRAP 5500
Acquisition Date	2018-10-03T06:59:38	**Data File**	18-0567.wiff
Acquisition Method	5-0369.dam	**Result Table**	18-0567_SIS
Sample Comment			

Chromatograms

Target Analytes:

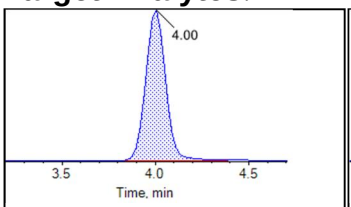

13C2-PFDoA

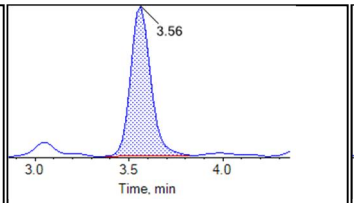

d3-MeFOSAA

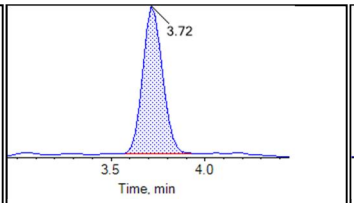

d5-EtFOSAA

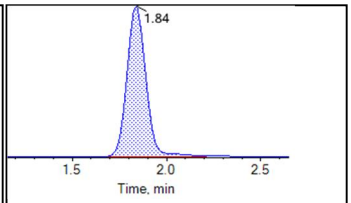

13C5-PFHxA

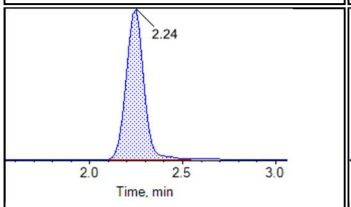

13C4-PFHpA

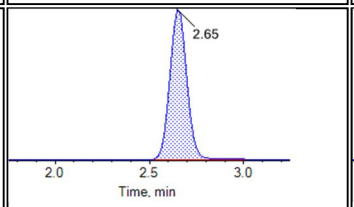

13C8-PFOA

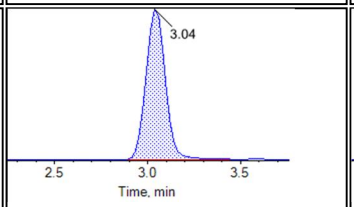

13C9-PFNA

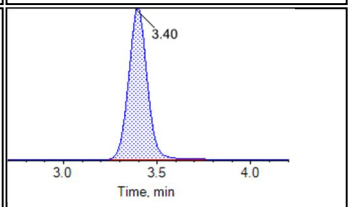

13C6-PFDA

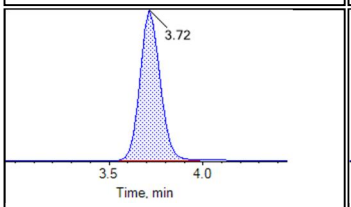

13C7-PFUnA

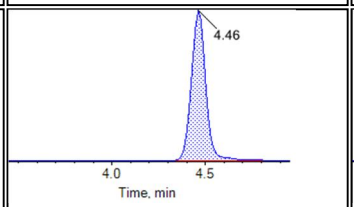

13C2-PFTeDA

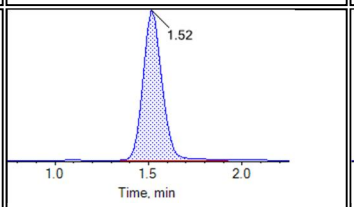

13C3-PFBS

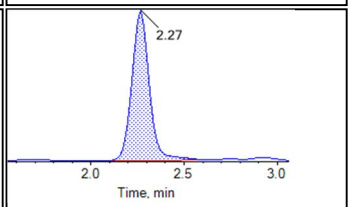

13C3-PFHxS

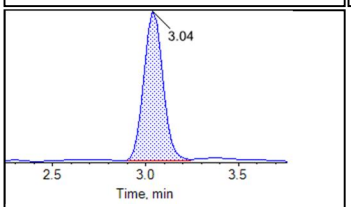

13C8-PFOS

BATTELLE

Chromatogram Report

Created with Analyst Reporter
Printed: 05/10/2018 11:13:19 AM

Internal Standards:

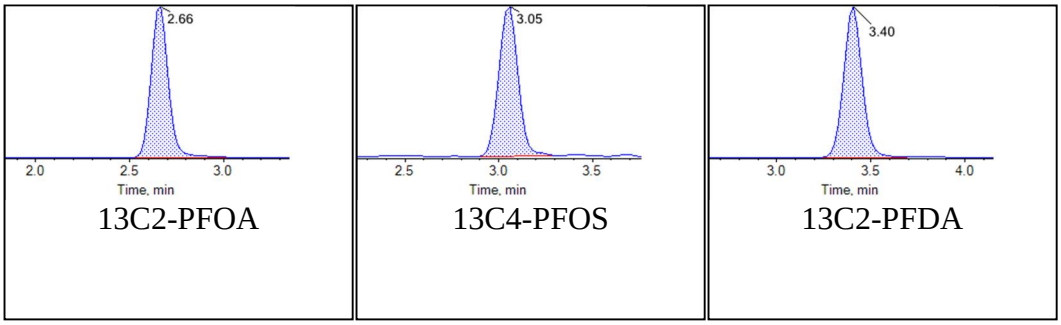

BATTELLE

Chromatogram Report

Created with Analyst Reporter
Printed: 05/10/2018 11:13:27 AM

Sample Name	J8244-FS(0)	**Injection Vial**	6
Sample ID	VC-PM649-DW03-0918	**Injection Volume**	10.00
Sample Type	Unknown	**Instrument Name**	QTRAP 5500
Acquisition Date	2018-10-03T07:21:24	**Data File**	18-0567.wiff
Acquisition Method	5-0369.dam	**Result Table**	18-0567_SIS
Sample Comment			

Chromatograms

Target Analytes:

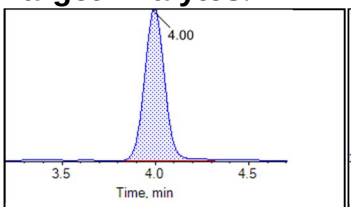

13C2-PFDoA

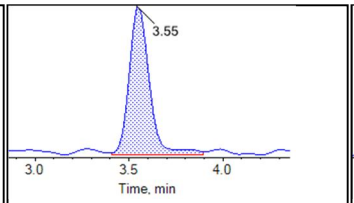

d3-MeFOSAA

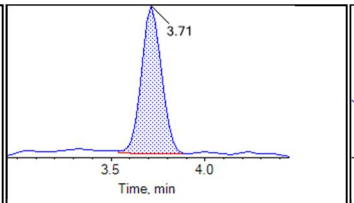

d5-EtFOSAA

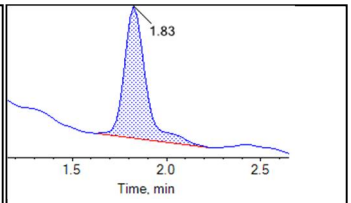

13C5-PFHxA

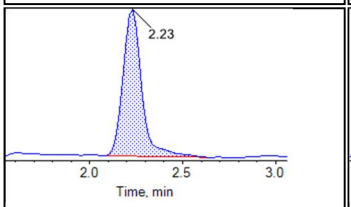

13C4-PFHpA

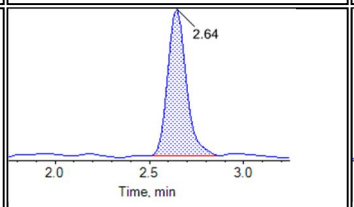

13C8-PFOA

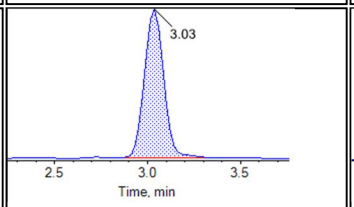

13C9-PFNA

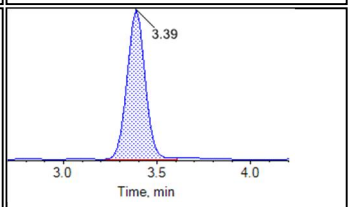

13C6-PFDA

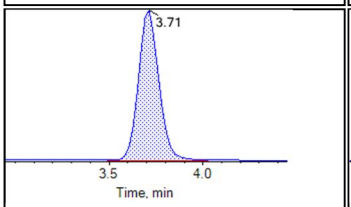

13C7-PFUnA

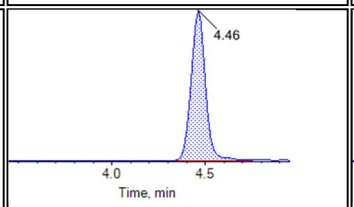

13C2-PFTeDA

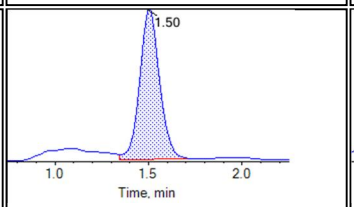

13C3-PFBS

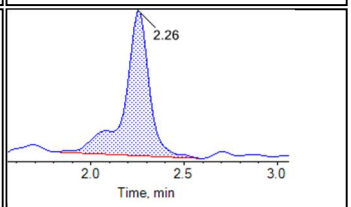

13C3-PFHxS

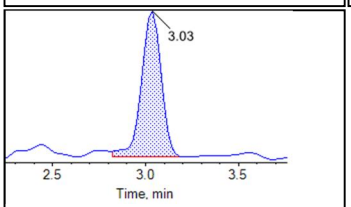

13C8-PFOS

BATTELLE

Chromatogram Report

Created with Analyst Reporter
Printed: 05/10/2018 11:13:27 AM

Internal Standards:

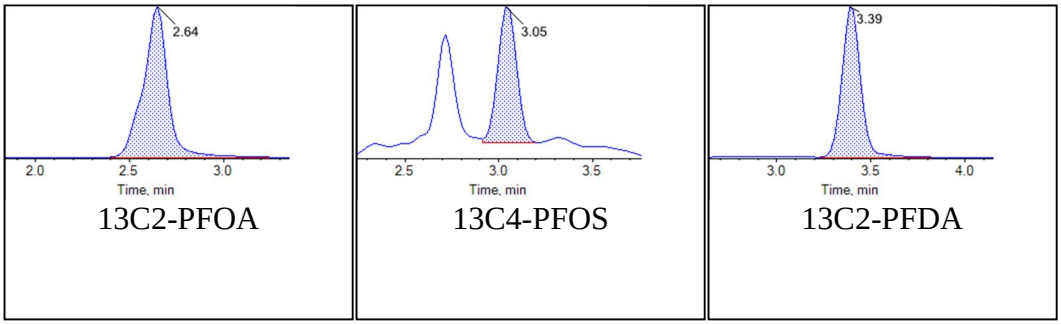

BATTELLE

Chromatogram Report

Created with Analyst Reporter
Printed: 05/10/2018 11:13:31 AM

Sample Name	J8244-FS-D(3)	**Injection Vial**	7
Sample ID	VC-PM649-DW03-0918	**Injection Volume**	10.00
Sample Type	Unknown	**Instrument Name**	QTRAP 5500
Acquisition Date	2018-10-03T07:32:17	**Data File**	18-0567.wiff
Acquisition Method	5-0369.dam	**Result Table**	18-0567_SIS
Sample Comment			

Chromatograms

Target Analytes:

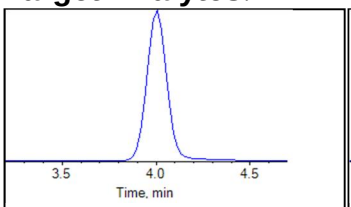

13C2-PFDoA

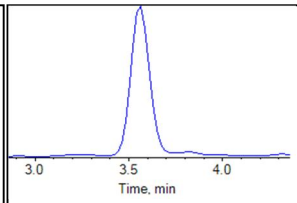

d3-MeFOSAA

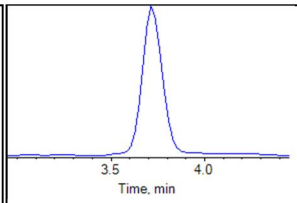

d5-EtFOSAA

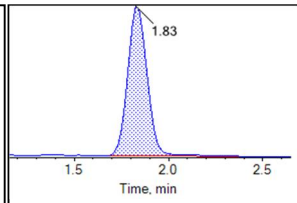

13C5-PFHxA

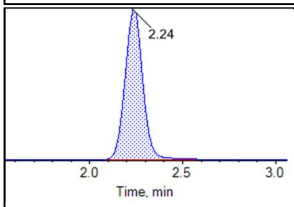

13C4-PFHpA

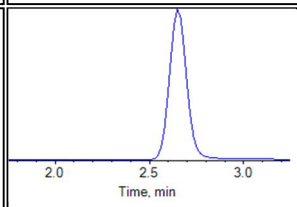

13C8-PFOA

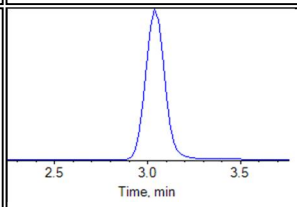

13C9-PFNA

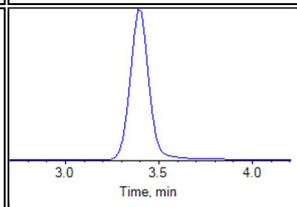

13C6-PFDA

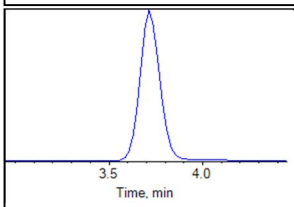

13C7-PFUnA

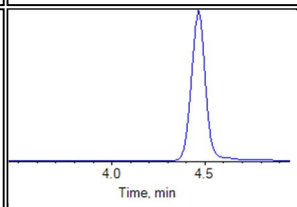

13C2-PFTeDA

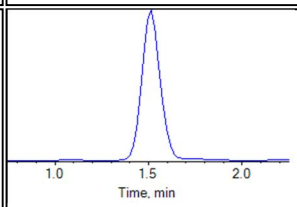

13C3-PFBS

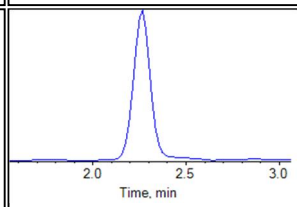

13C3-PFHxS

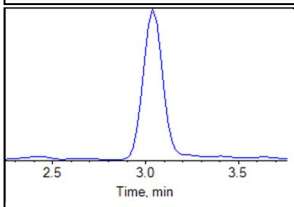

13C8-PFOS

BATTELLE

Chromatogram Report

Created with Analyst Reporter
Printed: 05/10/2018 11:13:31 AM

Internal Standards:

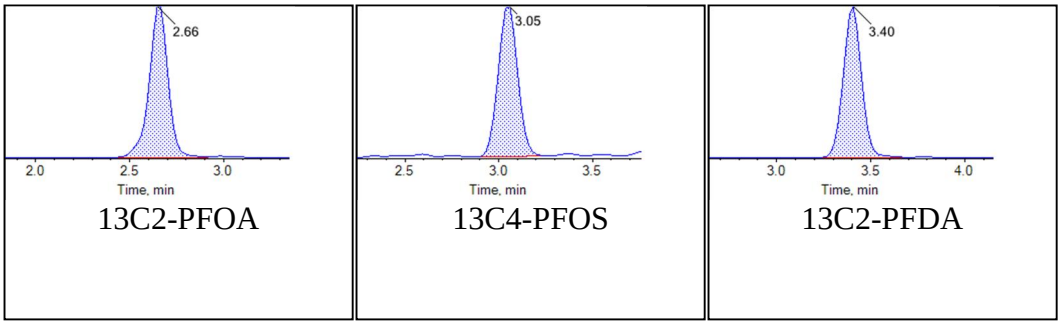

BATTELLE

Chromatogram Report

Created with Analyst Reporter
Printed: 05/10/2018 11:13:35 AM

Sample Name	J8244-FS-D(5)	**Injection Vial**	8
Sample ID	VC-PM649-DW03-0918	**Injection Volume**	10.00
Sample Type	Unknown	**Instrument Name**	QTRAP 5500
Acquisition Date	2018-10-03T07:43:10	**Data File**	18-0567.wiff
Acquisition Method	5-0369.dam	**Result Table**	18-0567_SIS
Sample Comment			

Chromatograms

Target Analytes:

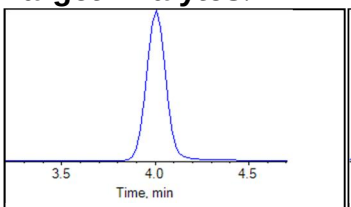

13C2-PFDoA

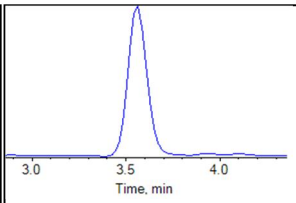

d3-MeFOSAA

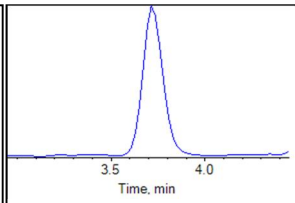

d5-EtFOSAA

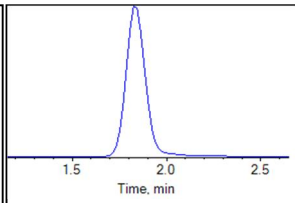

13C5-PFHxA

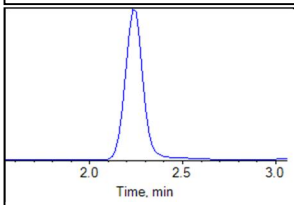

13C4-PFHpA

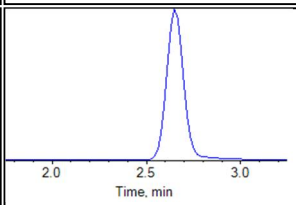

13C8-PFOA

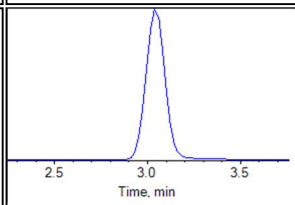

13C9-PFNA

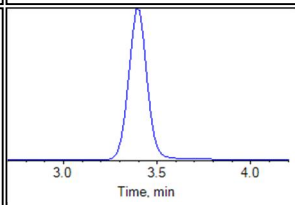

13C6-PFDA

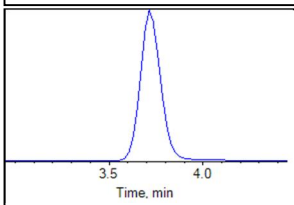

13C7-PFUnA

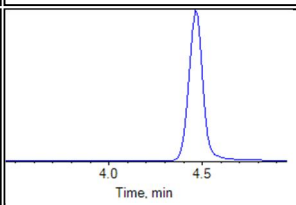

13C2-PFTeDA

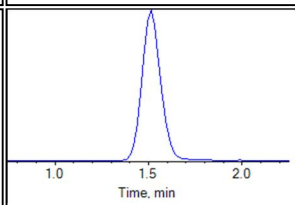

13C3-PFBS

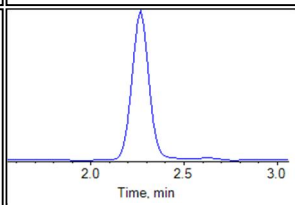

13C3-PFHxS

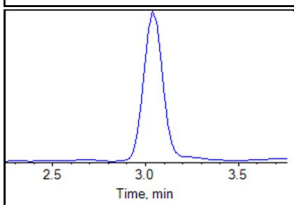

13C8-PFOS

BATTELLE

Chromatogram Report

Created with Analyst Reporter
Printed: 05/10/2018 11:13:35 AM

Internal Standards:

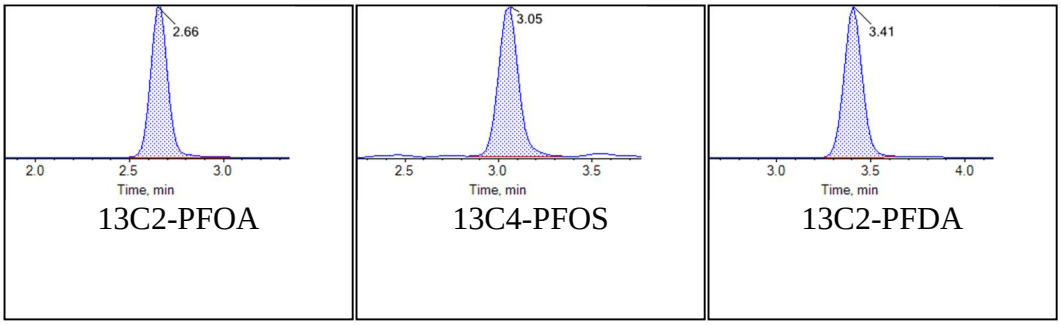

BATTELLE

Chromatogram Report

Created with Analyst Reporter
Printed: 05/10/2018 11:13:39 AM

Sample Name	J8244-FS-D(7)	**Injection Vial**	9
Sample ID	VC-PM649-DW03-0918	**Injection Volume**	10.00
Sample Type	Unknown	**Instrument Name**	QTRAP 5500
Acquisition Date	2018-10-03T07:54:03	**Data File**	18-0567.wiff
Acquisition Method	5-0369.dam	**Result Table**	18-0567_SIS
Sample Comment			

Chromatograms

Target Analytes:

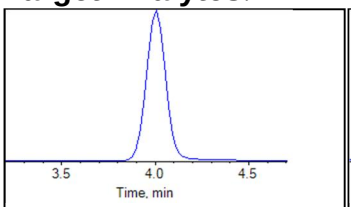

13C2-PFDoA

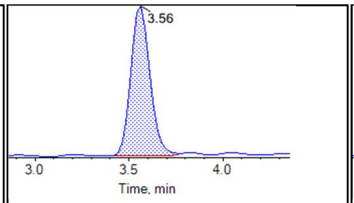

d3-MeFOSAA

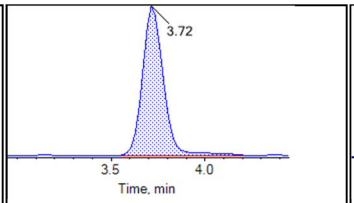

d5-EtFOSAA

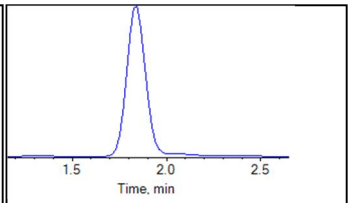

13C5-PFHxA

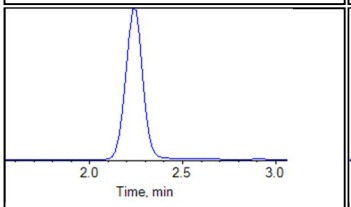

13C4-PFHpA

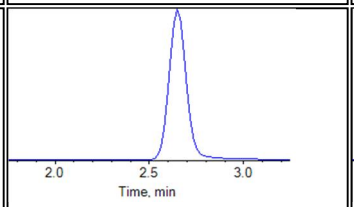

13C8-PFOA

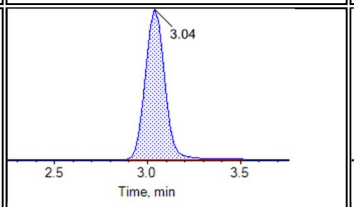

13C9-PFNA

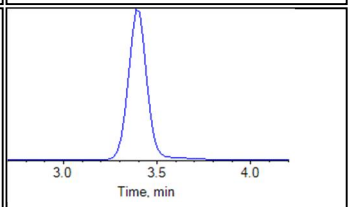

13C6-PFDA

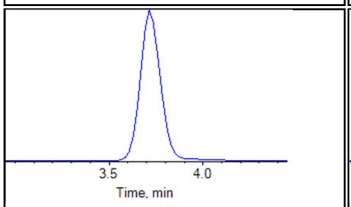

13C7-PFUnA

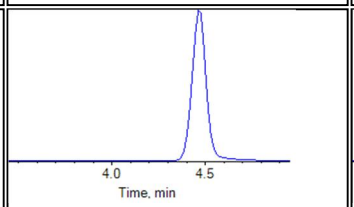

13C2-PFTeDA

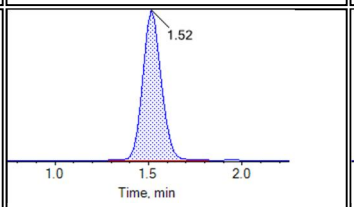

13C3-PFBS

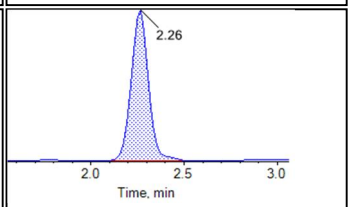

13C3-PFHxS

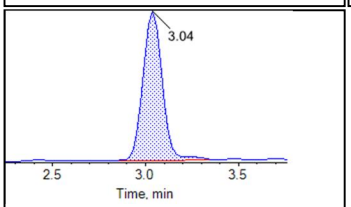

13C8-PFOS

BATTELLE

Chromatogram Report

Created with Analyst Reporter
Printed: 05/10/2018 11:13:39 AM

Internal Standards:

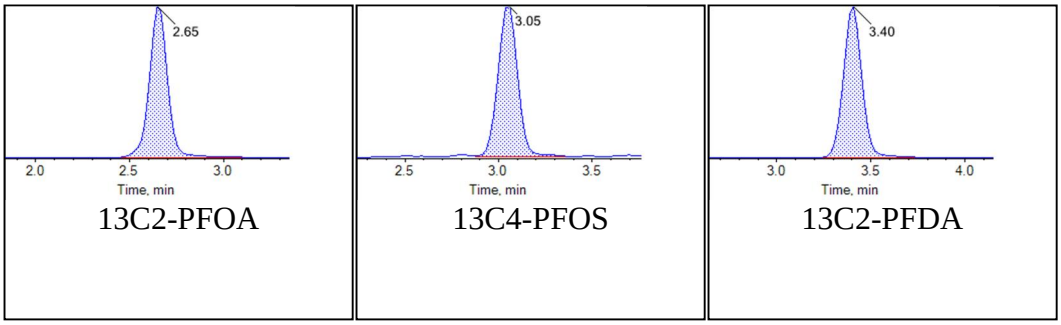

BATTELLE

Chromatogram Report

Created with Analyst Reporter
Printed: 05/10/2018 11:13:43 AM

Sample Name	J8245-FS(0)	**Injection Vial**	10
Sample ID	VC-PM649-DW04-0918	**Injection Volume**	10.00
Sample Type	Unknown	**Instrument Name**	QTRAP 5500
Acquisition Date	2018-10-03T08:04:56	**Data File**	18-0567.wiff
Acquisition Method	5-0369.dam	**Result Table**	18-0567_SIS
Sample Comment			

Chromatograms

Target Analytes:

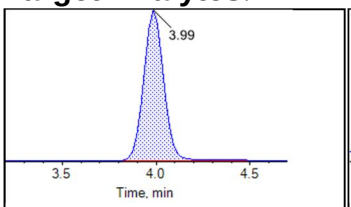

13C2-PFDoA

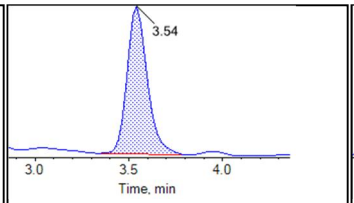

d3-MeFOSAA

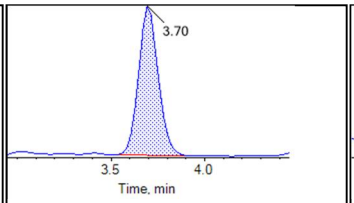

d5-EtFOSAA

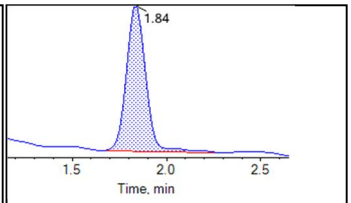

13C5-PFHxA

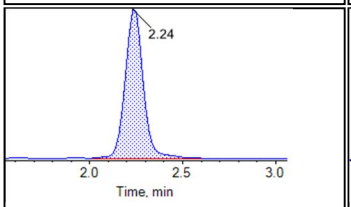

13C4-PFHpA

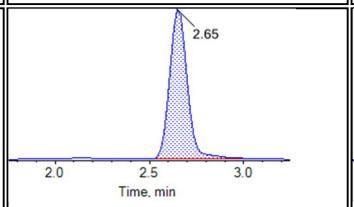

13C8-PFOA

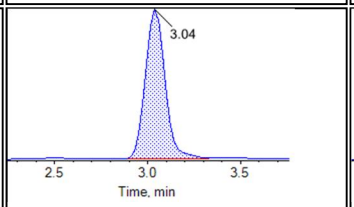

13C9-PFNA

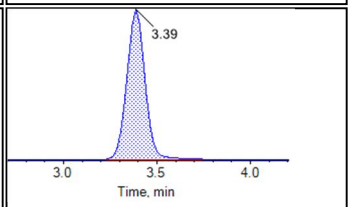

13C6-PFDA

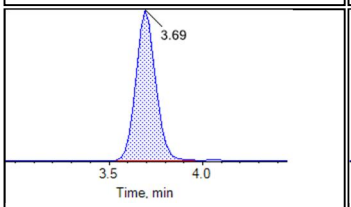

13C7-PFUnA

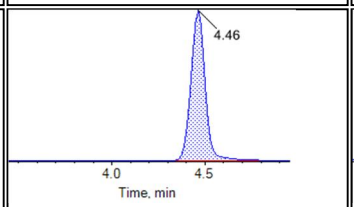

13C2-PFTeDA

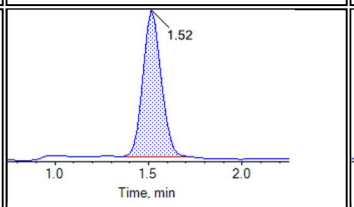

13C3-PFBS

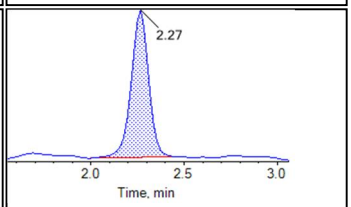

13C3-PFHxS

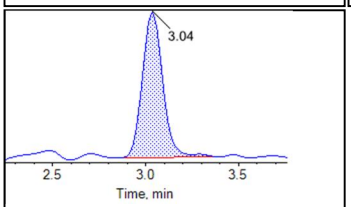

13C8-PFOS

BATTELLE

Chromatogram Report

Created with Analyst Reporter
Printed: 05/10/2018 11:13:43 AM

Internal Standards:

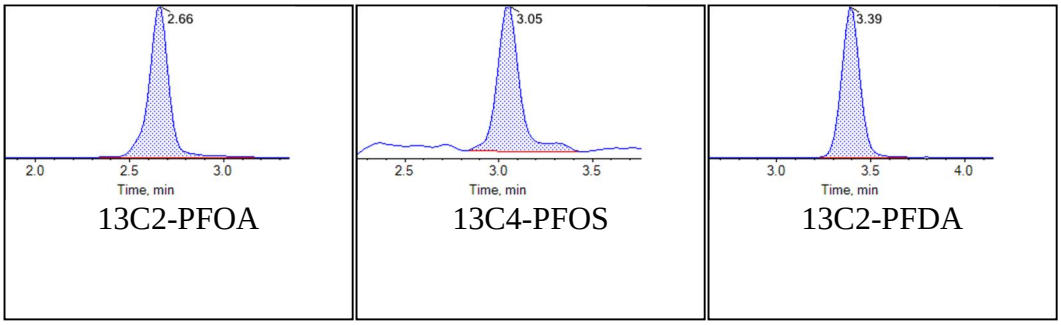

BATTELLE

Chromatogram Report

Created with Analyst Reporter
Printed: 05/10/2018 11:13:47 AM

Sample Name	J8245-FS-D(3)	**Injection Vial**	11
Sample ID	VC-PM649-DW04-0918	**Injection Volume**	10.00
Sample Type	Unknown	**Instrument Name**	QTRAP 5500
Acquisition Date	2018-10-03T08:15:51	**Data File**	18-0567.wiff
Acquisition Method	5-0369.dam	**Result Table**	18-0567_SIS
Sample Comment			

Chromatograms

Target Analytes:

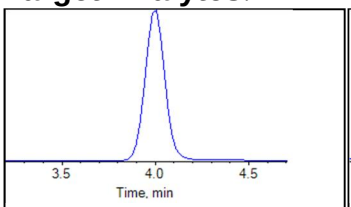

13C2-PFDoA

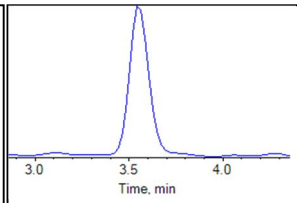

d3-MeFOSAA

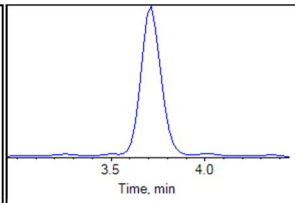

d5-EtFOSAA

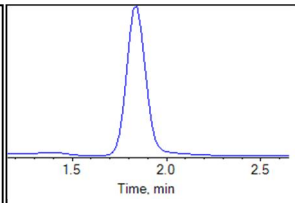

13C5-PFHxA

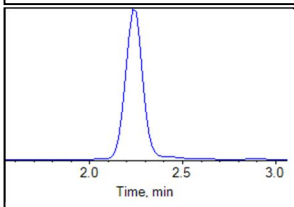

13C4-PFHpA

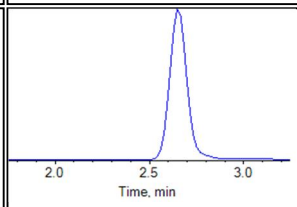

13C8-PFOA

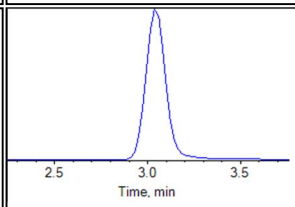

13C9-PFNA

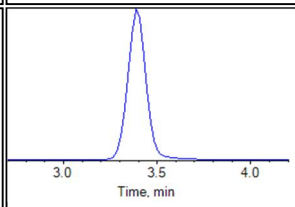

13C6-PFDA

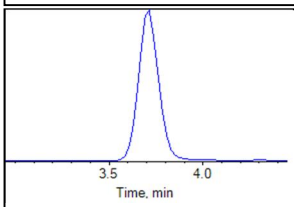

13C7-PFUnA

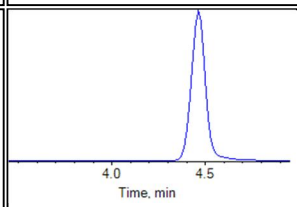

13C2-PFTeDA

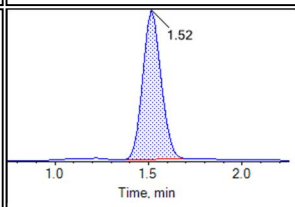

13C3-PFBS

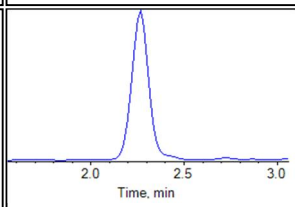

13C3-PFHxS

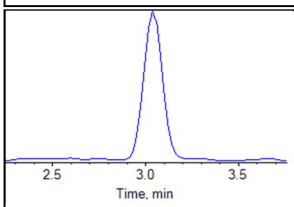

13C8-PFOS

BATTELLE

Chromatogram Report

Created with Analyst Reporter
Printed: 05/10/2018 11:13:47 AM

Internal Standards:

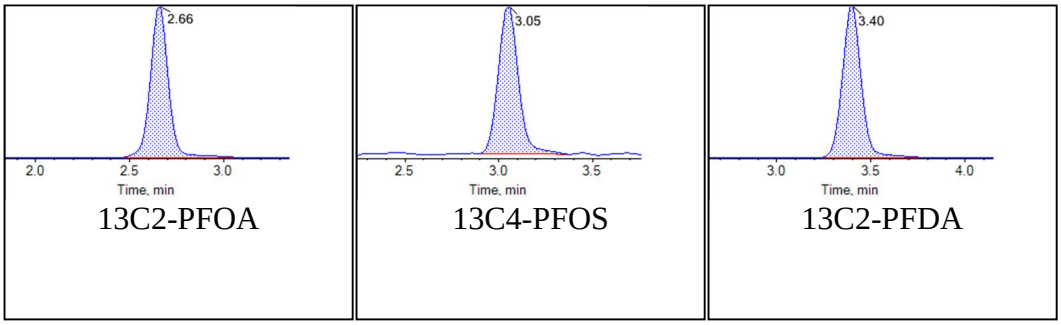

BATTELLE

Chromatogram Report

Created with Analyst Reporter
Printed: 05/10/2018 11:13:51 AM

Sample Name	J8245-FS-D(5)	**Injection Vial**	12
Sample ID	VC-PM649-DW04-0918	**Injection Volume**	10.00
Sample Type	Unknown	**Instrument Name**	QTRAP 5500
Acquisition Date	2018-10-03T08:26:44	**Data File**	18-0567.wiff
Acquisition Method	5-0369.dam	**Result Table**	18-0567_SIS
Sample Comment			

Chromatograms

Target Analytes:

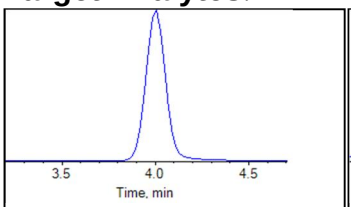

13C2-PFDoA

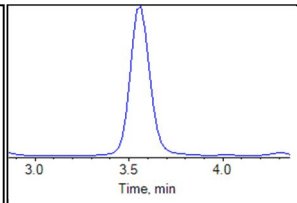

d3-MeFOSAA

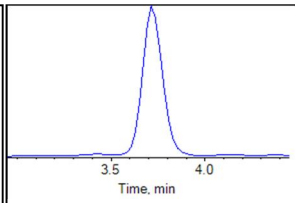

d5-EtFOSAA

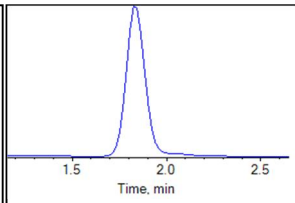

13C5-PFHxA

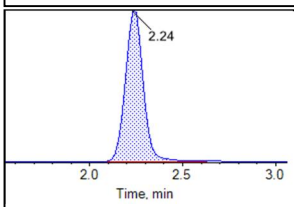

13C4-PFHpA

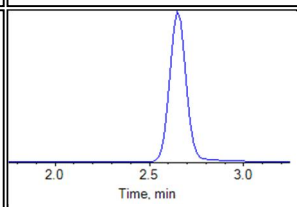

13C8-PFOA

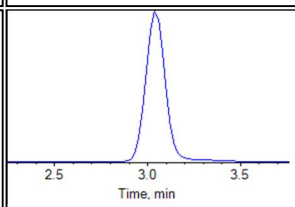

13C9-PFNA

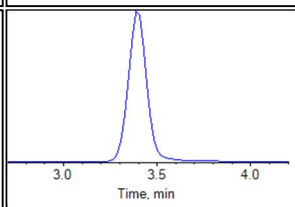

13C6-PFDA

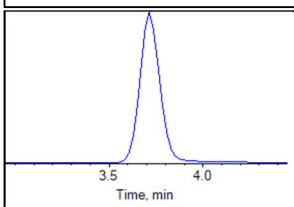

13C7-PFUnA

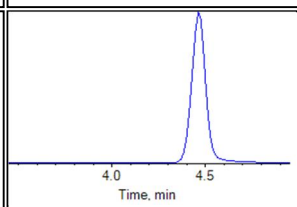

13C2-PFTeDA

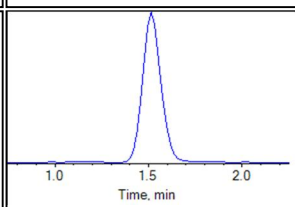

13C3-PFBS

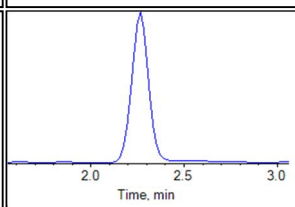

13C3-PFHxS

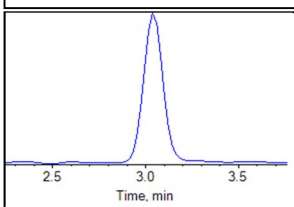

13C8-PFOS

BATTELLE

Chromatogram Report

Created with Analyst Reporter
Printed: 05/10/2018 11:13:51 AM

Internal Standards:

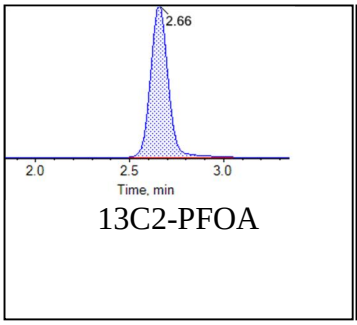

13C2-PFOA

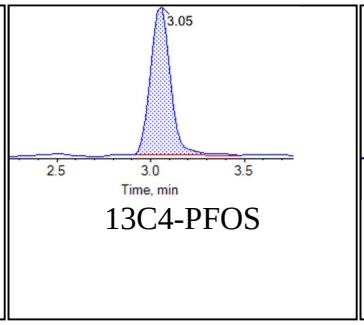

13C4-PFOS

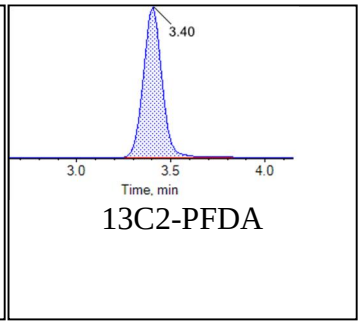

13C2-PFDA

BATTELLE

Chromatogram Report

Created with Analyst Reporter
Printed: 05/10/2018 11:13:55 AM

Sample Name	J8245-FS-D(7)	**Injection Vial**	13
Sample ID	VC-PM649-DW04-0918	**Injection Volume**	10.00
Sample Type	Unknown	**Instrument Name**	QTRAP 5500
Acquisition Date	2018-10-03T08:37:38	**Data File**	18-0567.wiff
Acquisition Method	5-0369.dam	**Result Table**	18-0567_SIS
Sample Comment			

Chromatograms

Target Analytes:

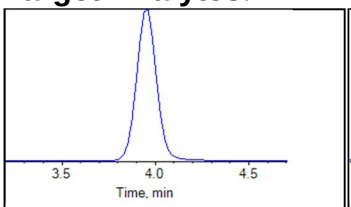

13C2-PFDoA

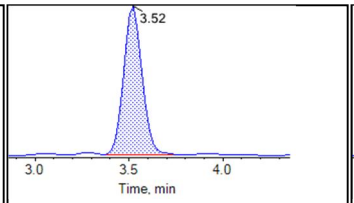

d3-MeFOSAA

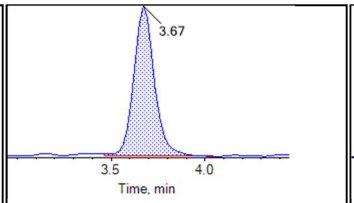

d5-EtFOSAA

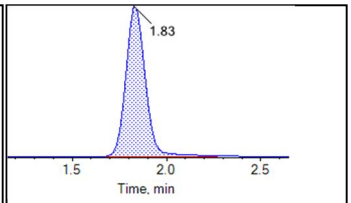

13C5-PFHxA

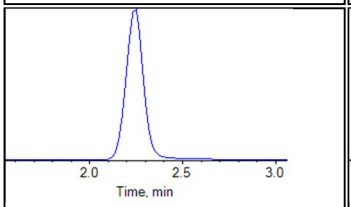

13C4-PFHpA

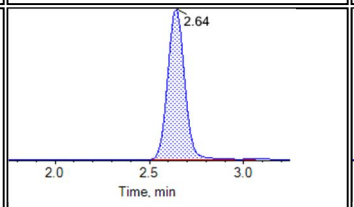

13C8-PFOA

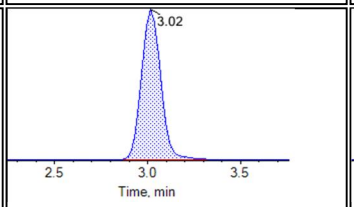

13C9-PFNA

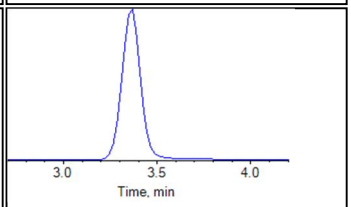

13C6-PFDA

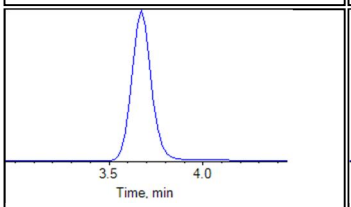

13C7-PFUnA

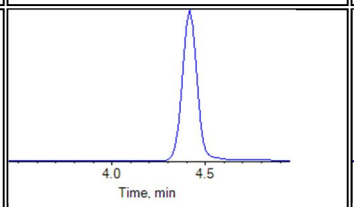

13C2-PFTeDA

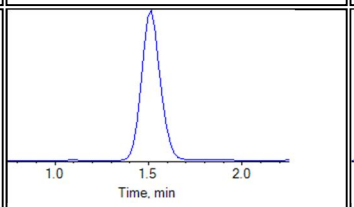

13C3-PFBS

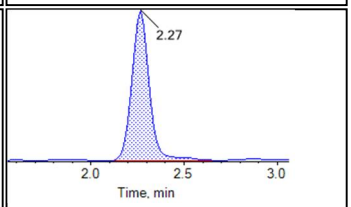

13C3-PFHxS

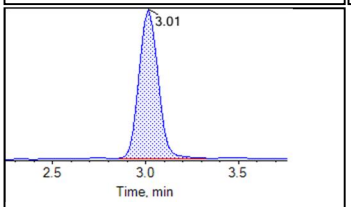

13C8-PFOS

BATTELLE

Chromatogram Report

Created with Analyst Reporter
Printed: 05/10/2018 11:13:55 AM

Internal Standards:

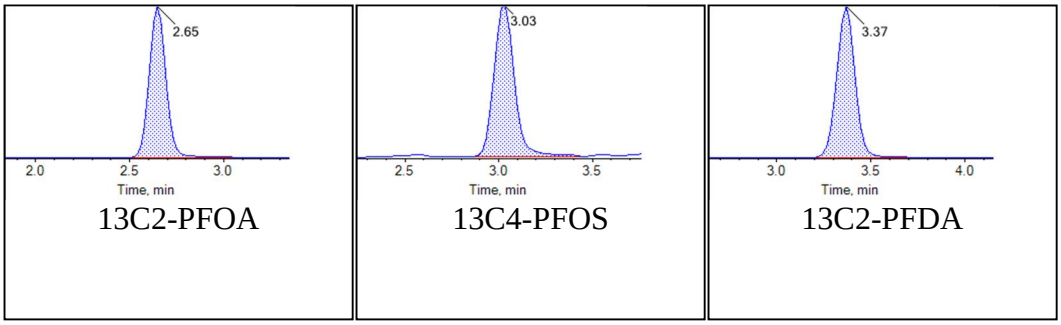

BATTELLE

Chromatogram Report

Created with Analyst Reporter
Printed: 05/10/2018 11:14:00 AM

Sample Name	J8243-FS(0)	**Injection Vial**	14
Sample ID	VC-PM649-DW02-0918	**Injection Volume**	10.00
Sample Type	Unknown	**Instrument Name**	QTRAP 5500
Acquisition Date	2018-10-03T08:48:31	**Data File**	18-0567.wiff
Acquisition Method	5-0369.dam	**Result Table**	18-0567_SIS
Sample Comment			

Chromatograms

Target Analytes:

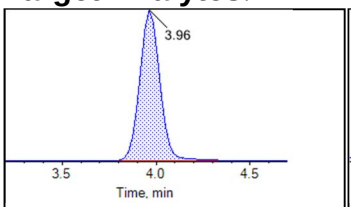

13C2-PFDoA

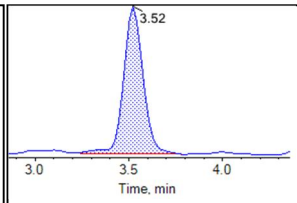

d3-MeFOSAA

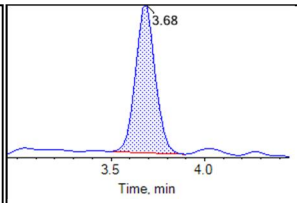

d5-EtFOSAA

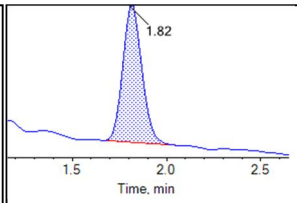

13C5-PFHxA

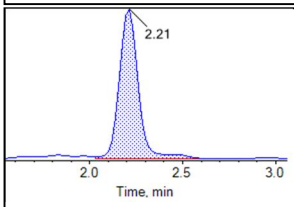

13C4-PFHpA

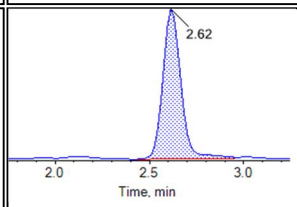

13C8-PFOA

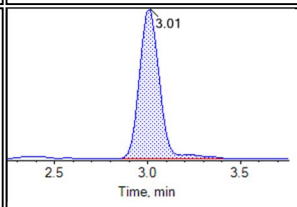

13C9-PFNA

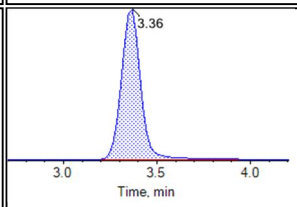

13C6-PFDA

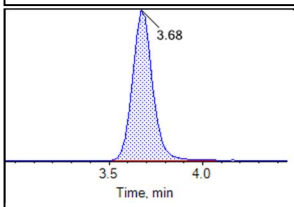

13C7-PFUnA

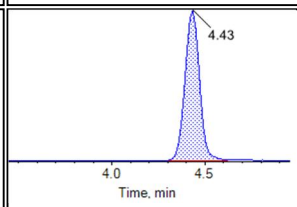

13C2-PFTeDA

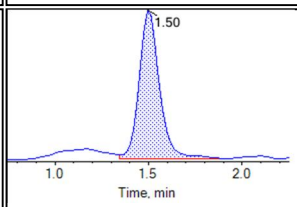

13C3-PFBS

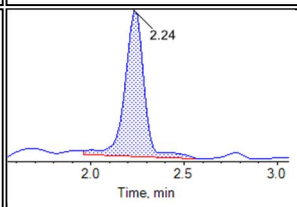

13C3-PFHxS

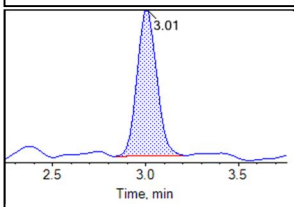

13C8-PFOS

BATTELLE

Chromatogram Report

Created with Analyst Reporter
Printed: 05/10/2018 11:14:00 AM

Internal Standards:

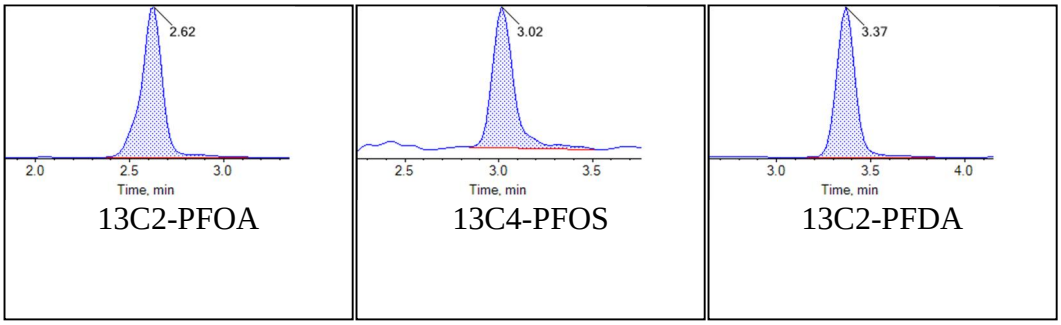

BATTELLE

Chromatogram Report

Created with Analyst Reporter
Printed: 05/10/2018 11:14:04 AM

Sample Name	J8243-FS-D(3)	**Injection Vial**	15
Sample ID	VC-PM649-DW02-0918	**Injection Volume**	10.00
Sample Type	Unknown	**Instrument Name**	QTRAP 5500
Acquisition Date	2018-10-03T08:59:24	**Data File**	18-0567.wiff
Acquisition Method	5-0369.dam	**Result Table**	18-0567_SIS
Sample Comment			

Chromatograms

Target Analytes:

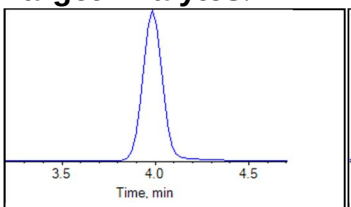

13C2-PFDoA

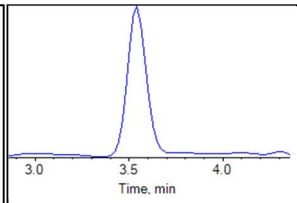

d3-MeFOSAA

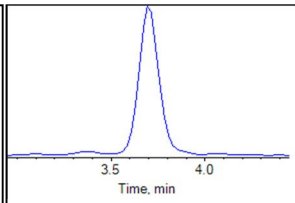

d5-EtFOSAA

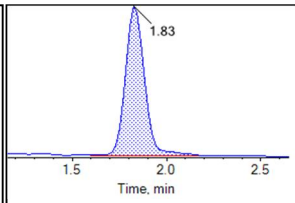

13C5-PFHxA

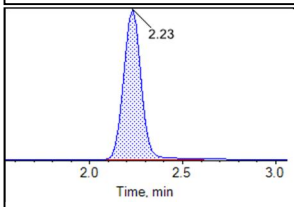

13C4-PFHpA

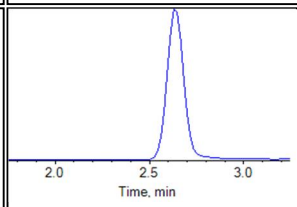

13C8-PFOA

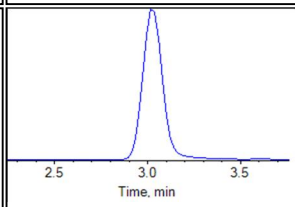

13C9-PFNA

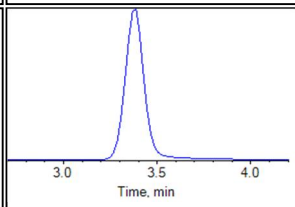

13C6-PFDA

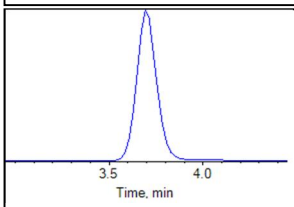

13C7-PFUnA

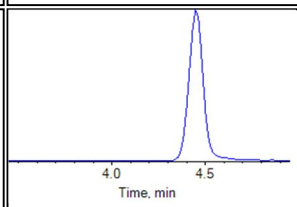

13C2-PFTeDA

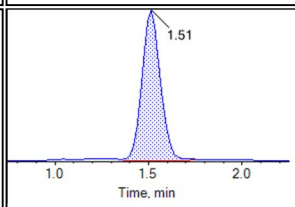

13C3-PFBS

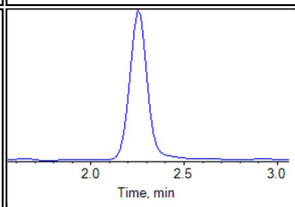

13C3-PFHxS

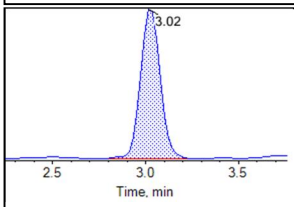

13C8-PFOS

BATTELLE

Chromatogram Report

Created with Analyst Reporter
Printed: 05/10/2018 11:14:04 AM

Internal Standards:

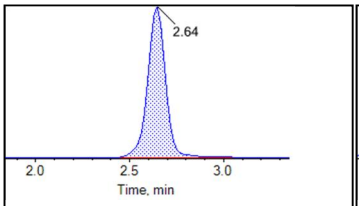

13C2-PFOA

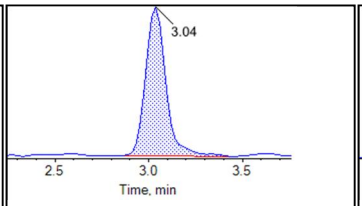

13C4-PFOS

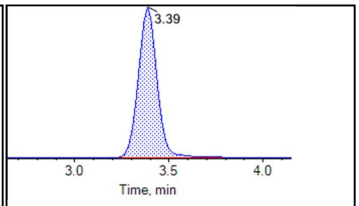

13C2-PFDA

BATTELLE

Chromatogram Report

Created with Analyst Reporter
Printed: 05/10/2018 11:14:14 AM

Sample Name	KB85 CCV	**Injection Vial**	17
Sample ID	CCV	**Injection Volume**	10.00
Sample Type	Quality Control	**Instrument Name**	QTRAP 5500
Acquisition Date	2018-10-03T09:21:11	**Data File**	18-0567.wiff
Acquisition Method	5-0369.dam	**Result Table**	18-0567_SIS
Sample Comment			

Chromatograms

Target Analytes:

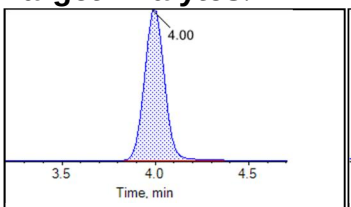

13C2-PFDoA

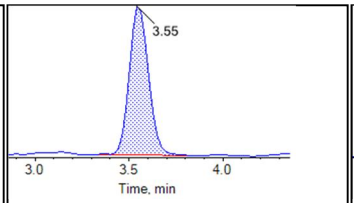

d3-MeFOSAA

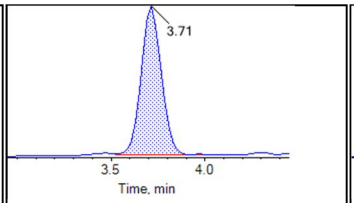

d5-EtFOSAA

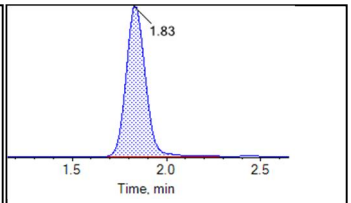

13C5-PFHxA

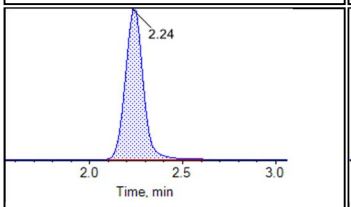

13C4-PFHpA

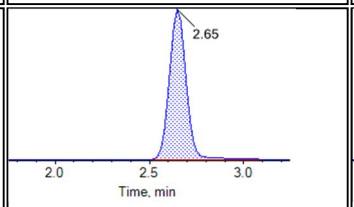

13C8-PFOA

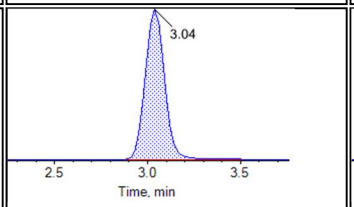

13C9-PFNA

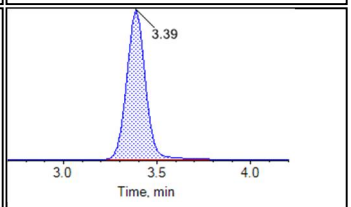

13C6-PFDA

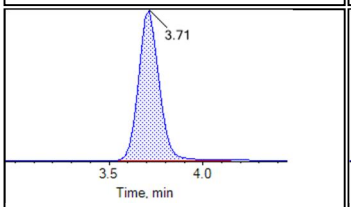

13C7-PFUnA

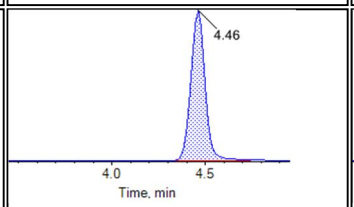

13C2-PFTeDA

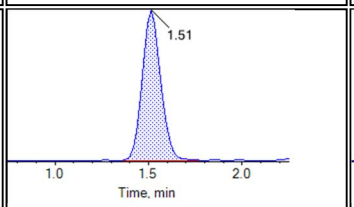

13C3-PFBS

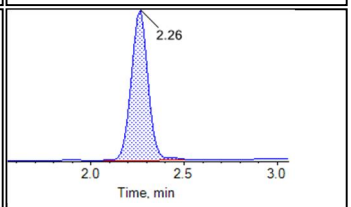

13C3-PFHxS

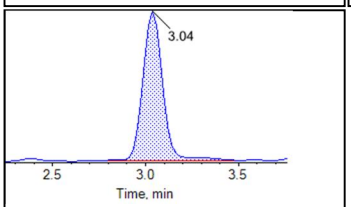

13C8-PFOS

BATTELLE

Chromatogram Report

Created with Analyst Reporter
Printed: 05/10/2018 11:14:14 AM

Internal Standards:

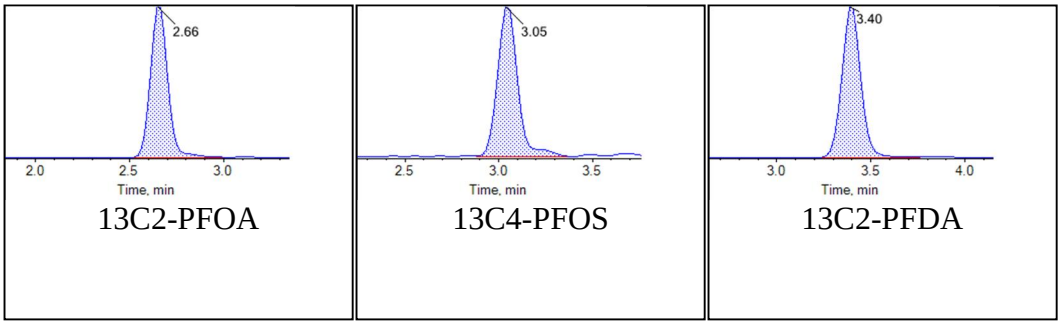

BATTELLE

Chromatogram Report

Created with Analyst Reporter
Printed: 05/10/2018 11:14:24 AM

Sample Name	J8213-FS(0)	**Injection Vial**	18
Sample ID	VC-PM3009-DW03-0918	**Injection Volume**	10.00
Sample Type	Unknown	**Instrument Name**	QTRAP 5500
Acquisition Date	2018-10-03T09:42:55	**Data File**	18-0567.wiff
Acquisition Method	5-0369.dam	**Result Table**	18-0567_SIS
Sample Comment			

Chromatograms

Target Analytes:

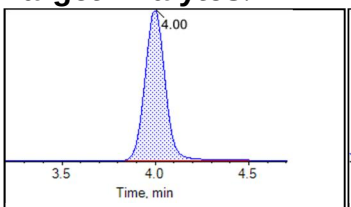

13C2-PFDoA

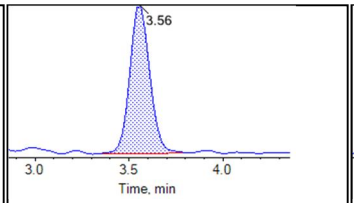

d3-MeFOSAA

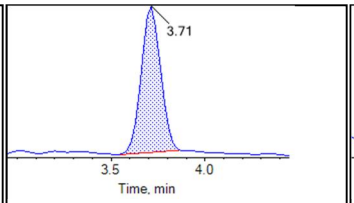

d5-EtFOSAA

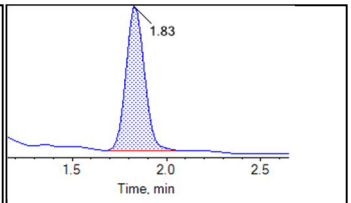

13C5-PFHxA

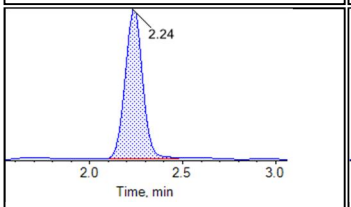

13C4-PFHpA

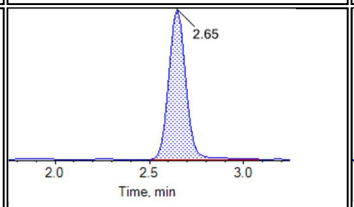

13C8-PFOA

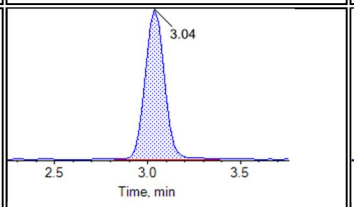

13C9-PFNA

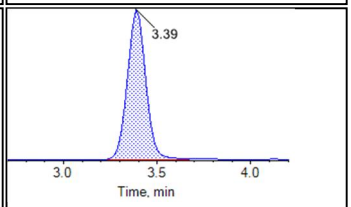

13C6-PFDA

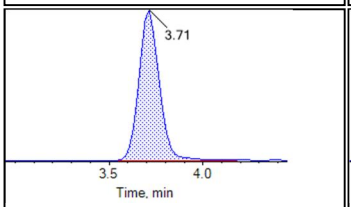

13C7-PFUnA

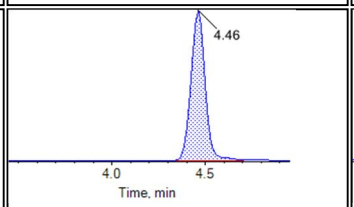

13C2-PFTeDA

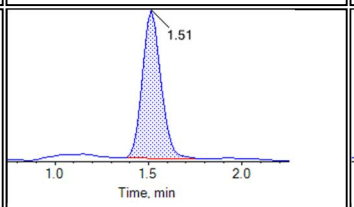

13C3-PFBS

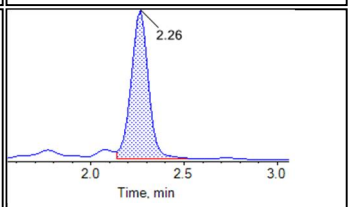

13C3-PFHxS

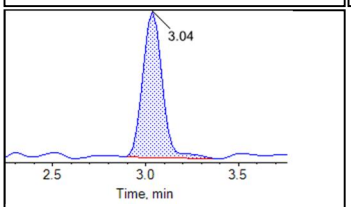

13C8-PFOS

Chromatogram Report

Created with Analyst Reporter
Printed: 05/10/2018 11:14:24 AM

Internal Standards:

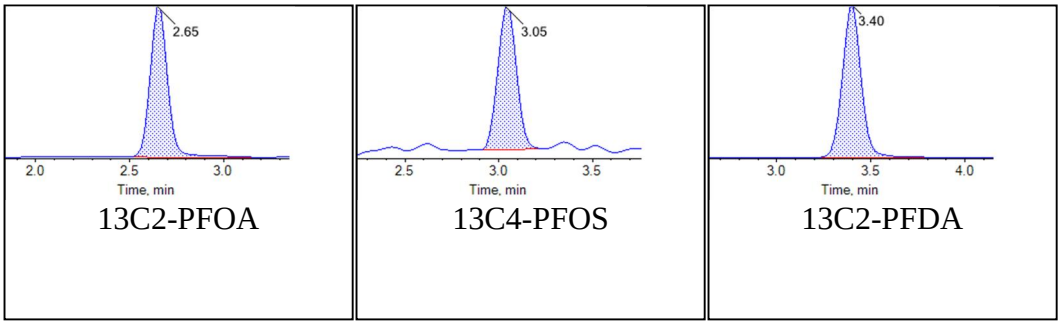

BATTELLE

Chromatogram Report

Created with Analyst Reporter
Printed: 05/10/2018 11:14:34 AM

Sample Name	J8217-FS(0)	**Injection Vial**	20
Sample ID	VC-PM372-DW03-0918	**Injection Volume**	10.00
Sample Type	Unknown	**Instrument Name**	QTRAP 5500
Acquisition Date	2018-10-03T10:04:42	**Data File**	18-0567.wiff
Acquisition Method	5-0369.dam	**Result Table**	18-0567_SIS
Sample Comment			

Chromatograms

Target Analytes:

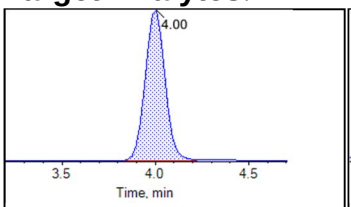

13C2-PFDoA

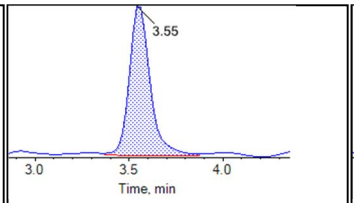

d3-MeFOSAA

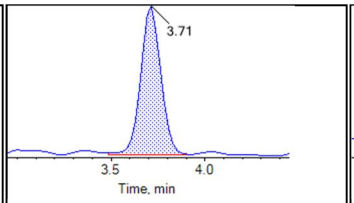

d5-EtFOSAA

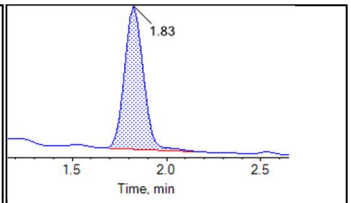

13C5-PFHxA

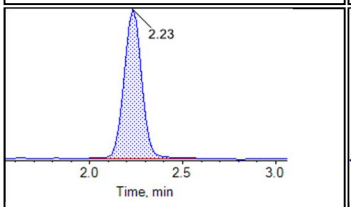

13C4-PFHpA

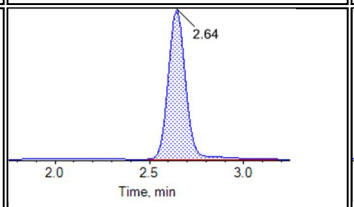

13C8-PFOA

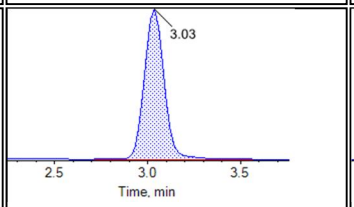

13C9-PFNA

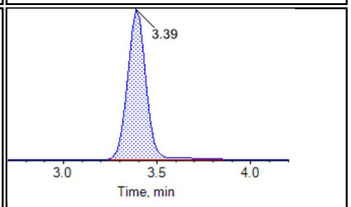

13C6-PFDA

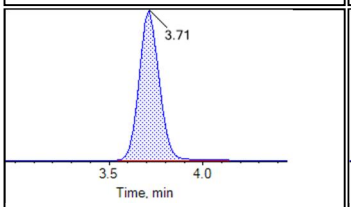

13C7-PFUnA

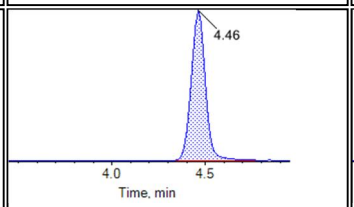

13C2-PFTeDA

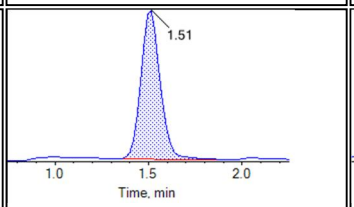

13C3-PFBS

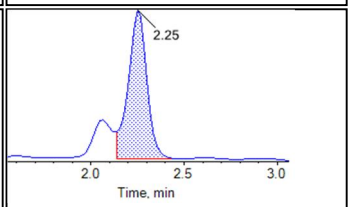

13C3-PFHxS

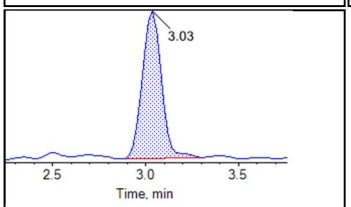

13C8-PFOS

BATTELLE

Chromatogram Report

Created with Analyst Reporter
Printed: 05/10/2018 11:14:34 AM

Internal Standards:

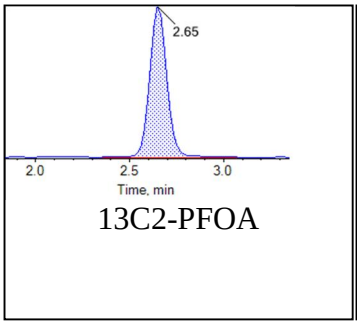

13C2-PFOA

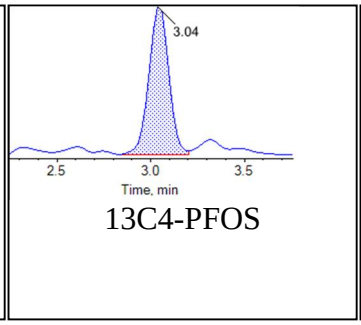

13C4-PFOS

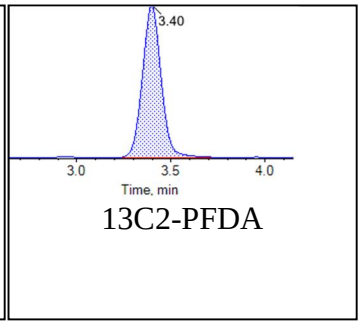

13C2-PFDA

BATTELLE

Chromatogram Report

Created with Analyst Reporter
Printed: 05/10/2018 11:14:52 AM

Sample Name	KB69 CCV	**Injection Vial**	21
Sample ID	CCV	**Injection Volume**	10.00
Sample Type	Quality Control	**Instrument Name**	QTRAP 5500
Acquisition Date	2018-10-03T10:48:13	**Data File**	18-0567.wiff
Acquisition Method	5-0369.dam	**Result Table**	18-0567_SIS
Sample Comment			

Chromatograms

Target Analytes:

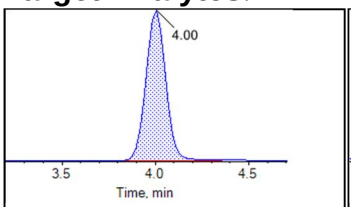

13C2-PFDoA

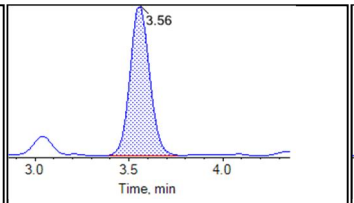

d3-MeFOSAA

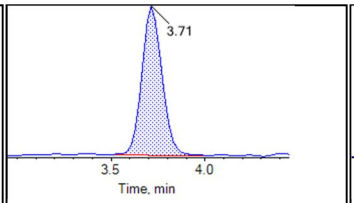

d5-EtFOSAA

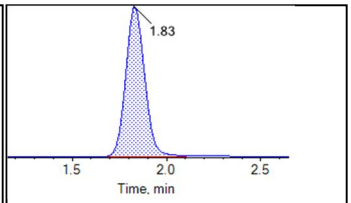

13C5-PFHxA

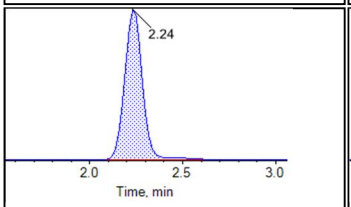

13C4-PFHpA

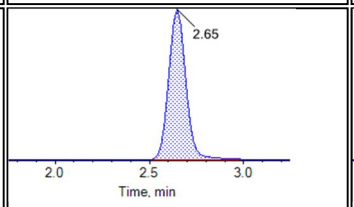

13C8-PFOA

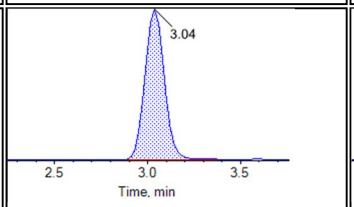

13C9-PFNA

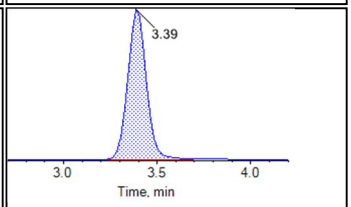

13C6-PFDA

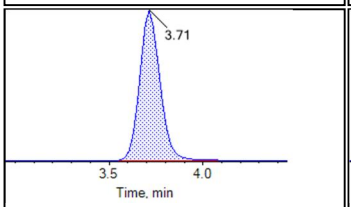

13C7-PFUnA

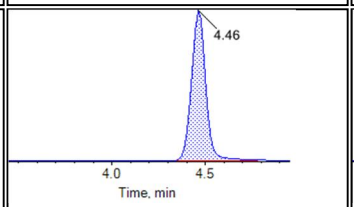

13C2-PFTeDA

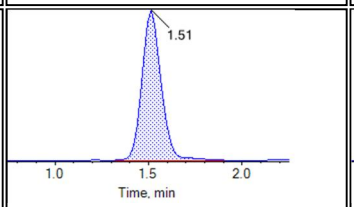

13C3-PFBS

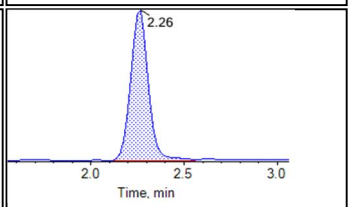

13C3-PFHxS

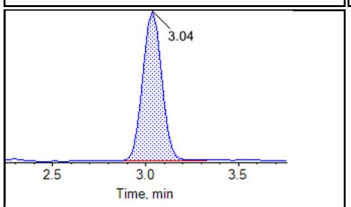

13C8-PFOS

Chromatogram Report

Created with Analyst Reporter
Printed: 05/10/2018 11:14:52 AM

Internal Standards:

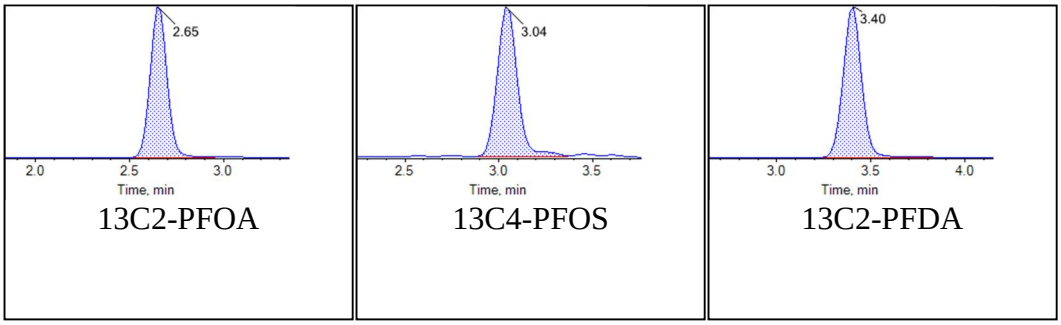

BATTELLE

Chromatogram Report

Created with Analyst Reporter
Printed: 05/10/2018 11:14:56 AM

Sample Name	KA88 ISC	**Injection Vial**	1
Sample ID	Instrument Sensitivity Check	**Injection Volume**	10.00
Sample Type	Quality Control	**Instrument Name**	QTRAP 5500
Acquisition Date	2018-10-03T15:57:14	**Data File**	18-0567.wiff
Acquisition Method	5-0369.dam	**Result Table**	18-0567_SIS
Sample Comment			

Chromatograms

Target Analytes:

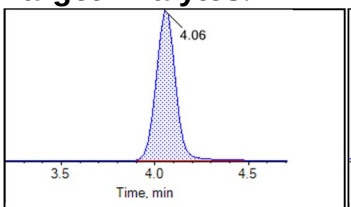

13C2-PFDoA

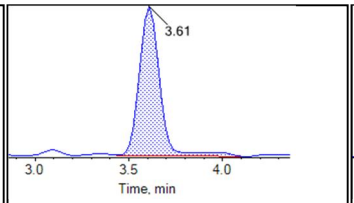

d3-MeFOSAA

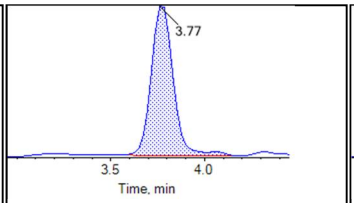

d5-EtFOSAA

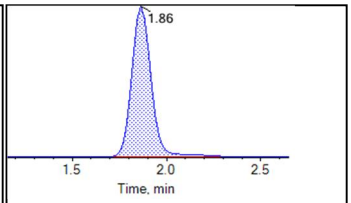

13C5-PFHxA

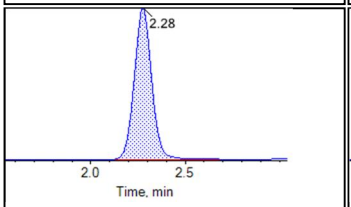

13C4-PFHpA

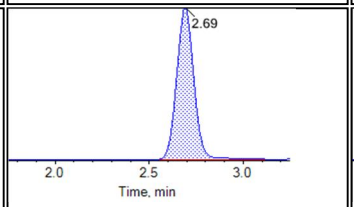

13C8-PFOA

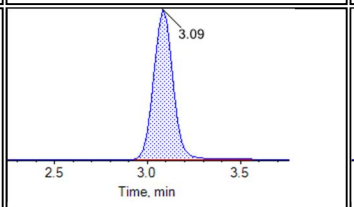

13C9-PFNA

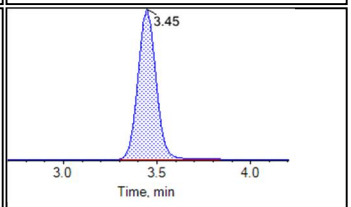

13C6-PFDA

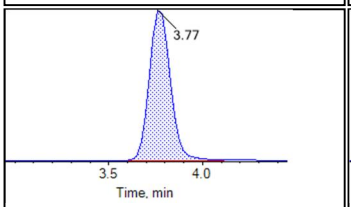

13C7-PFUnA

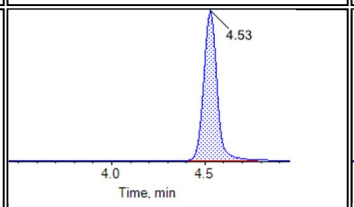

13C2-PFTeDA

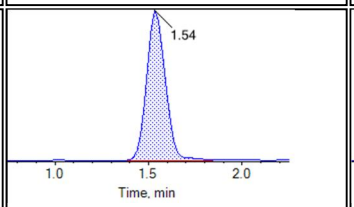

13C3-PFBS

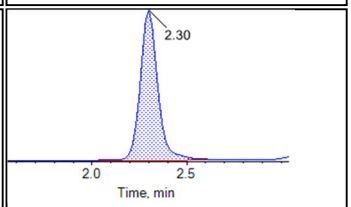

13C3-PFHxS

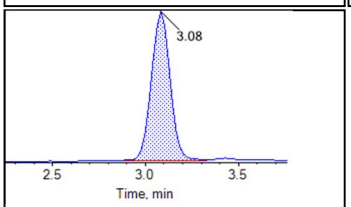

13C8-PFOS

BATTELLE

Chromatogram Report

Created with Analyst Reporter
Printed: 05/10/2018 11:14:56 AM

Internal Standards:

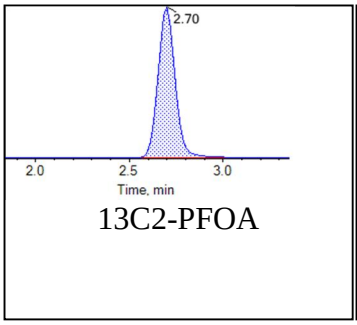

13C2-PFOA

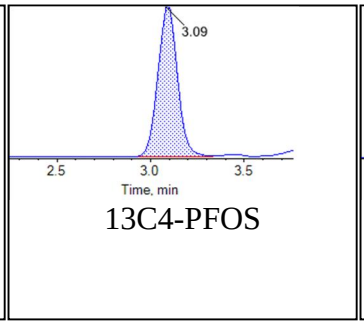

13C4-PFOS

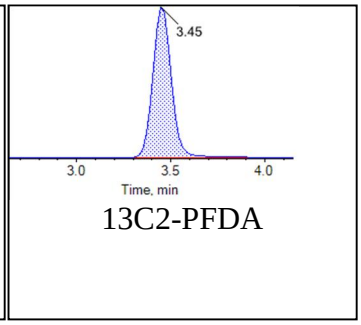

13C2-PFDA

BATTELLE

Chromatogram Report

Created with Analyst Reporter
Printed: 05/10/2018 11:15:01 AM

Sample Name	KB35 IB	**Injection Vial**	2
Sample ID	Instrument Blank	**Injection Volume**	10.00
Sample Type	Quality Control	**Instrument Name**	QTRAP 5500
Acquisition Date	2018-10-03T16:08:06	**Data File**	18-0567.wiff
Acquisition Method	5-0369.dam	**Result Table**	18-0567_SIS
Sample Comment			

Chromatograms

Target Analytes:

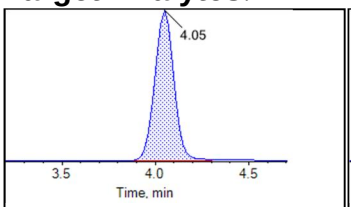

13C2-PFDoA

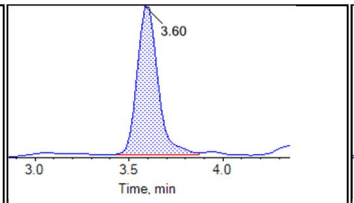

d3-MeFOSAA

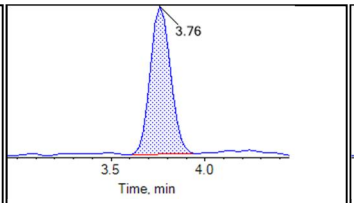

d5-EtFOSAA

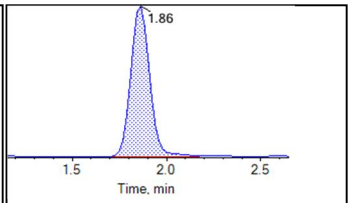

13C5-PFHxA

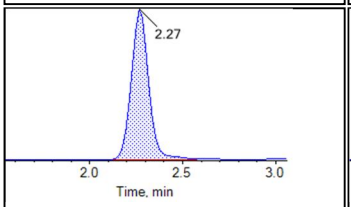

13C4-PFHpA

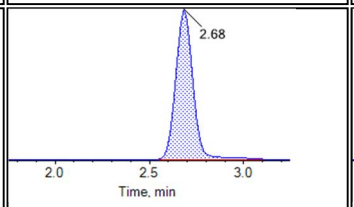

13C8-PFOA

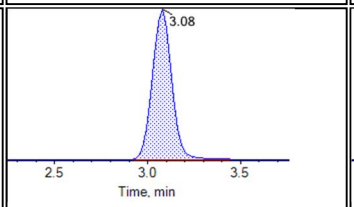

13C9-PFNA

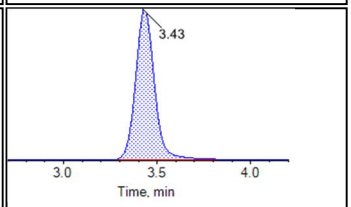

13C6-PFDA

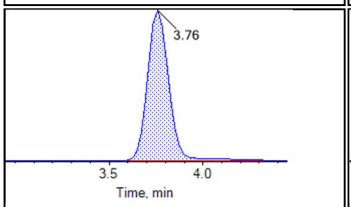

13C7-PFUnA

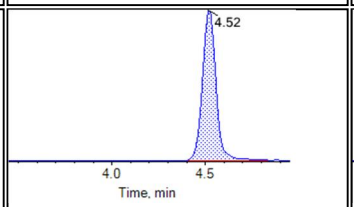

13C2-PFTeDA

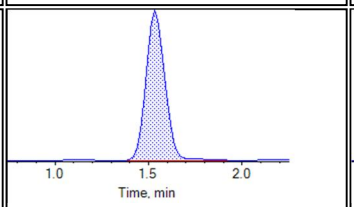

13C3-PFBS

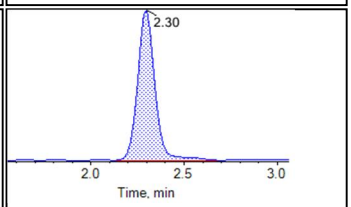

13C3-PFHxS

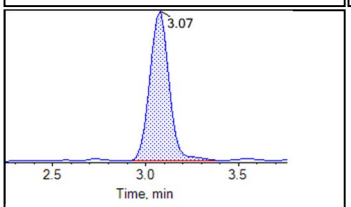

13C8-PFOS

BATTELLE

Chromatogram Report

Created with Analyst Reporter
Printed: 05/10/2018 11:15:01 AM

Internal Standards:

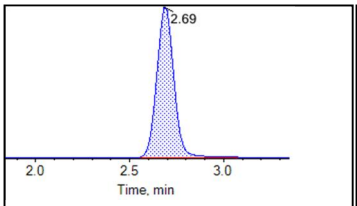

13C2-PFOA

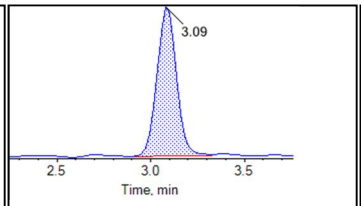

13C4-PFOS

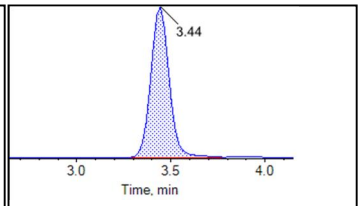

13C2-PFDA

BATTELLE

Chromatogram Report

Created with Analyst Reporter
Printed: 05/10/2018 11:15:10 AM

Sample Name	J8216-FS-D(7)	**Injection Vial**	4
Sample ID	VC-PM372-DW02P-0918	**Injection Volume**	10.00
Sample Type	Unknown	**Instrument Name**	QTRAP 5500
Acquisition Date	2018-10-03T16:29:53	**Data File**	18-0567.wiff
Acquisition Method	5-0369.dam	**Result Table**	18-0567_SIS
Sample Comment			

Chromatograms

Target Analytes:

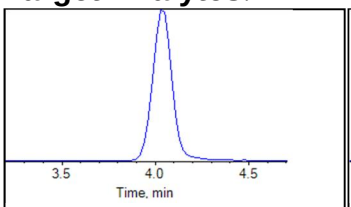

13C2-PFDoA

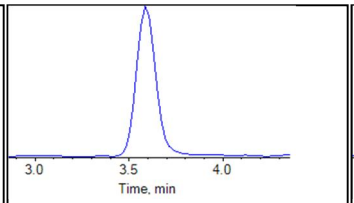

d3-MeFOSAA

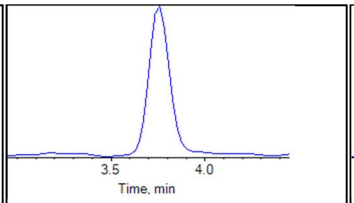

d5-EtFOSAA

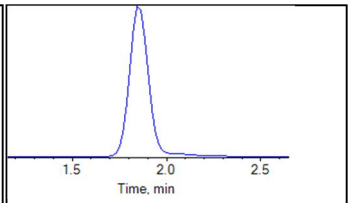

13C5-PFHxA

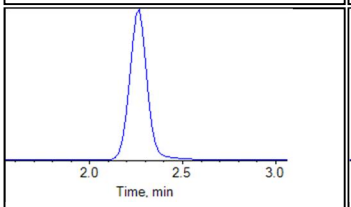

13C4-PFHpA

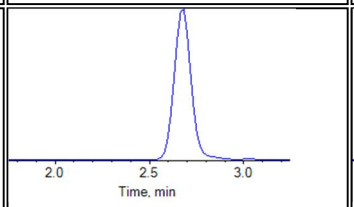

13C8-PFOA

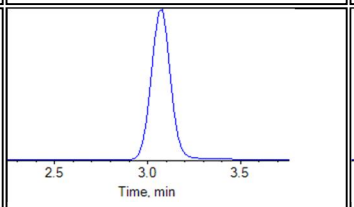

13C9-PFNA

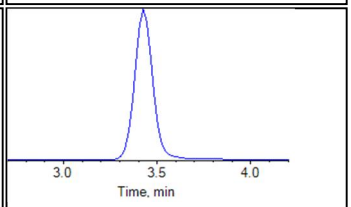

13C6-PFDA

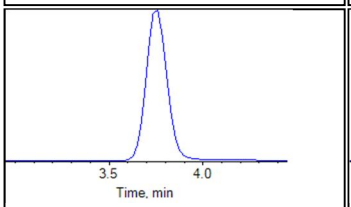

13C7-PFUnA

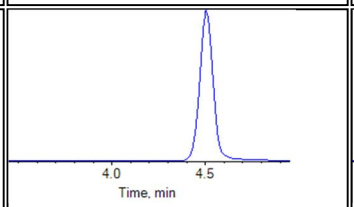

13C2-PFTeDA

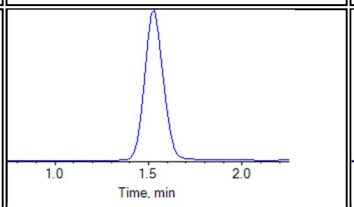

13C3-PFBS

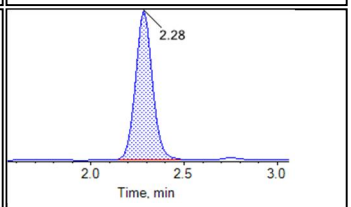

13C3-PFHxS

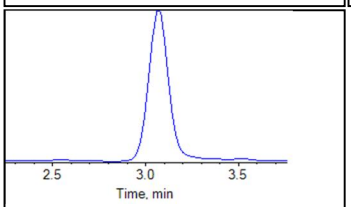

13C8-PFOS

Chromatogram Report

Created with Analyst Reporter
Printed: 05/10/2018 11:15:10 AM

Internal Standards:

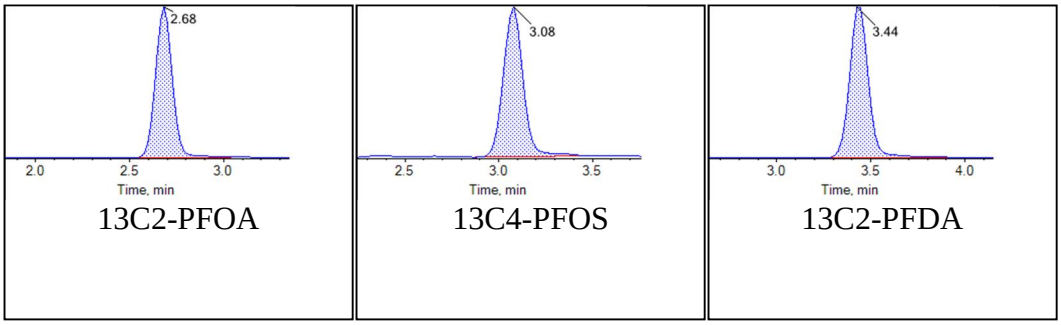

BATTELLE

Chromatogram Report

Created with Analyst Reporter
Printed: 05/10/2018 11:15:14 AM

Sample Name	J8241-FS-D(9)	**Injection Vial**	5
Sample ID	VC-PM649-DW01-0918	**Injection Volume**	10.00
Sample Type	Unknown	**Instrument Name**	QTRAP 5500
Acquisition Date	2018-10-03T16:40:45	**Data File**	18-0567.wiff
Acquisition Method	5-0369.dam	**Result Table**	18-0567_SIS
Sample Comment			

Chromatograms

Target Analytes:

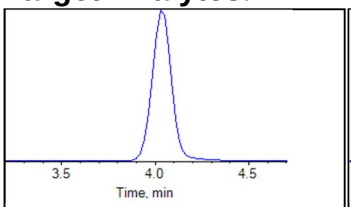

13C2-PFDoA

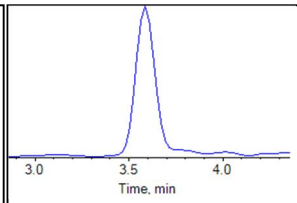

d3-MeFOSAA

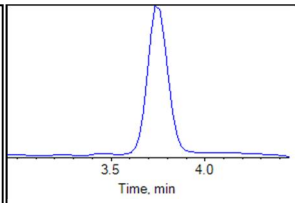

d5-EtFOSAA

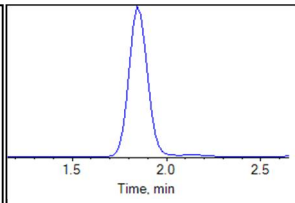

13C5-PFHxA

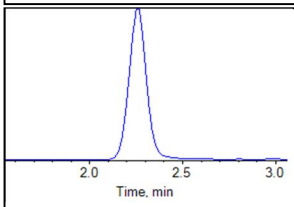

13C4-PFHpA

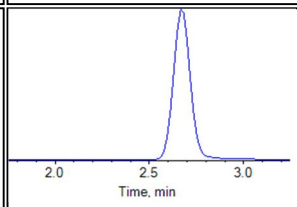

13C8-PFOA

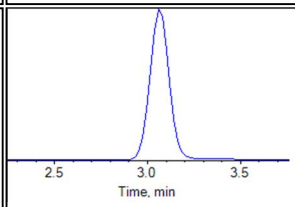

13C9-PFNA

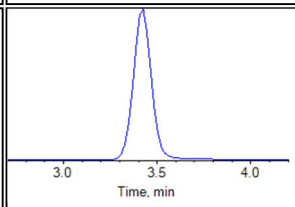

13C6-PFDA

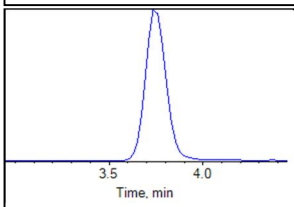

13C7-PFUnA

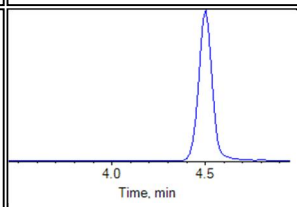

13C2-PFTeDA

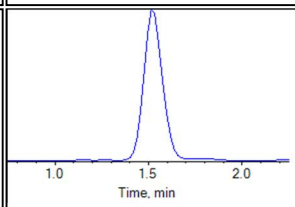

13C3-PFBS

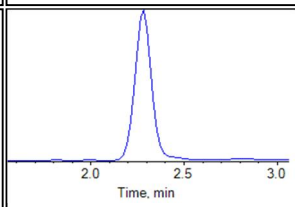

13C3-PFHxS

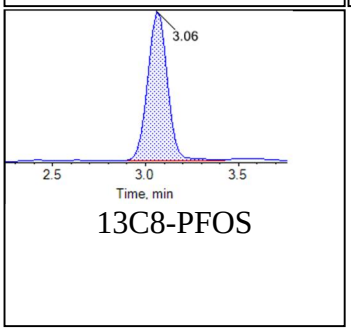

13C8-PFOS

Chromatogram Report

Created with Analyst Reporter
Printed: 05/10/2018 11:15:14 AM

Internal Standards:

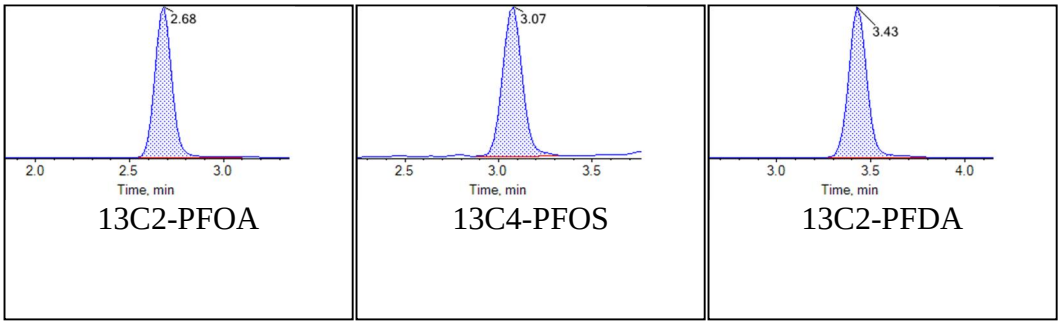

BATTELLE

Chromatogram Report

Created with Analyst Reporter
Printed: 05/10/2018 11:15:19 AM

Sample Name	J8242-FS-D(9)	**Injection Vial**	6
Sample ID	VC-PM649-DW01P-0918	**Injection Volume**	10.00
Sample Type	Unknown	**Instrument Name**	QTRAP 5500
Acquisition Date	2018-10-03T16:51:37	**Data File**	18-0567.wiff
Acquisition Method	5-0369.dam	**Result Table**	18-0567_SIS
Sample Comment			

Chromatograms

Target Analytes:

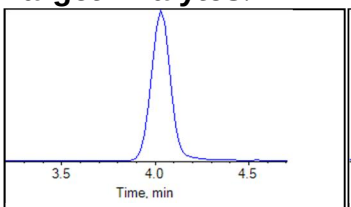

13C2-PFDoA

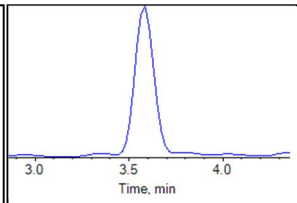

d3-MeFOSAA

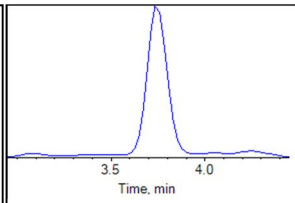

d5-EtFOSAA

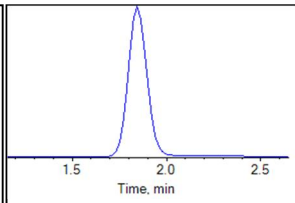

13C5-PFHxA

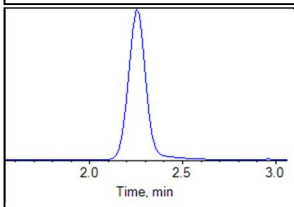

13C4-PFHpA

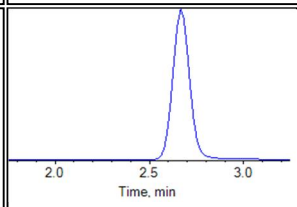

13C8-PFOA

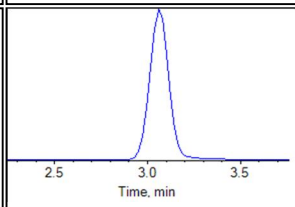

13C9-PFNA

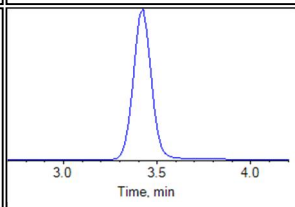

13C6-PFDA

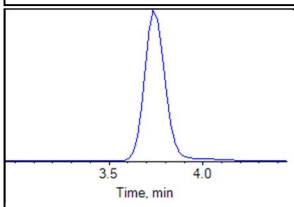

13C7-PFUnA

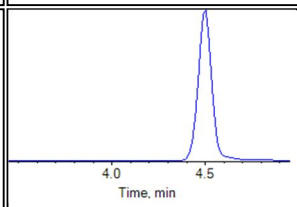

13C2-PFTeDA

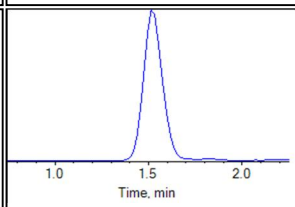

13C3-PFBS

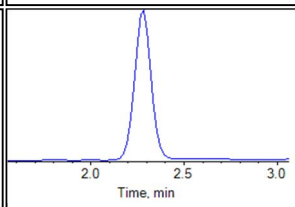

13C3-PFHxS

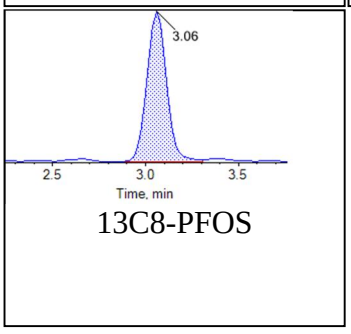

13C8-PFOS

BATTELLE

Chromatogram Report

Created with Analyst Reporter
Printed: 05/10/2018 11:15:19 AM

Internal Standards:

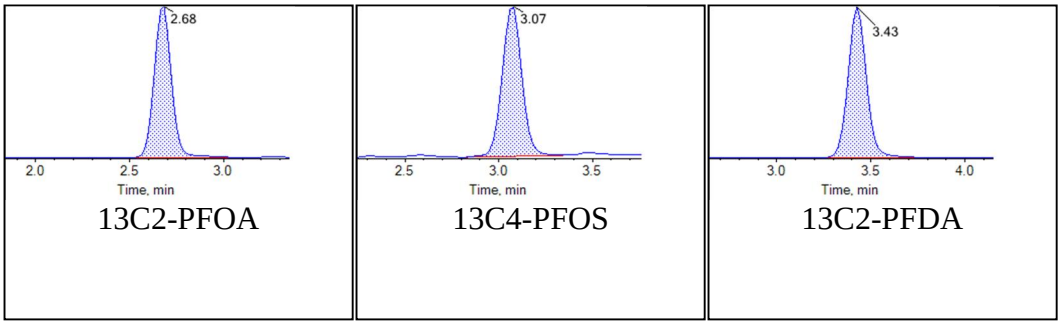

BATTELLE

Chromatogram Report

Created with Analyst Reporter
Printed: 05/10/2018 11:15:24 AM

Sample Name	J8244-FS-D(9)	**Injection Vial**	7
Sample ID	VC-PM649-DW03-0918	**Injection Volume**	10.00
Sample Type	Unknown	**Instrument Name**	QTRAP 5500
Acquisition Date	2018-10-03T17:02:30	**Data File**	18-0567.wiff
Acquisition Method	5-0369.dam	**Result Table**	18-0567_SIS
Sample Comment			

Chromatograms

Target Analytes:

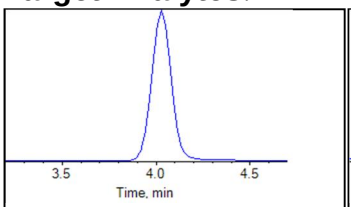

13C2-PFDoA

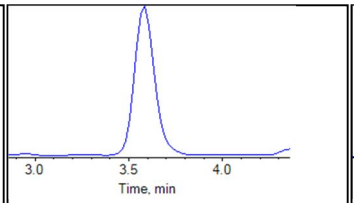

d3-MeFOSAA

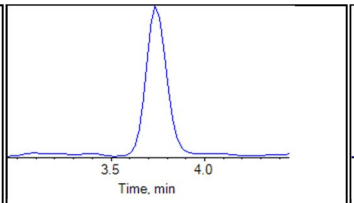

d5-EtFOSAA

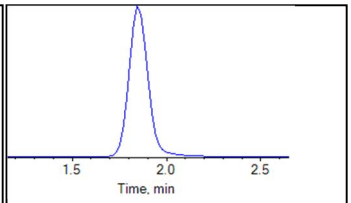

13C5-PFHxA

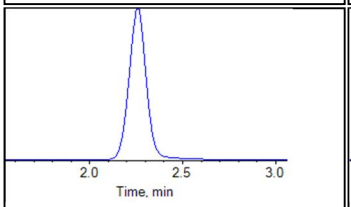

13C4-PFHpA

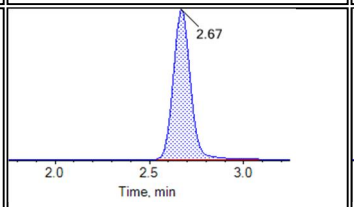

13C8-PFOA

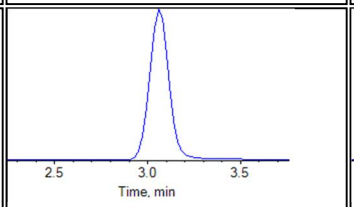

13C9-PFNA

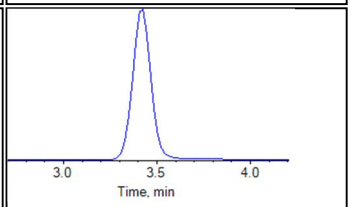

13C6-PFDA

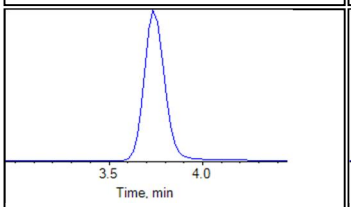

13C7-PFUnA

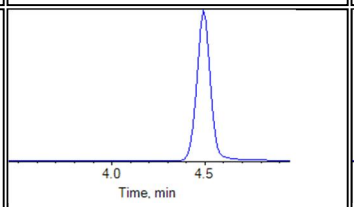

13C2-PFTeDA

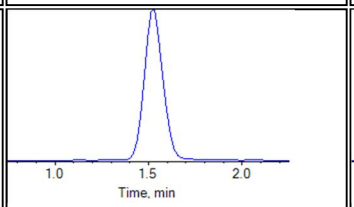

13C3-PFBS

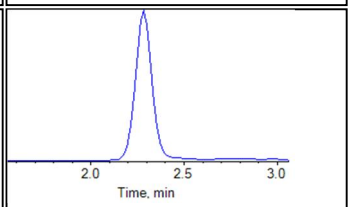

13C3-PFHxS

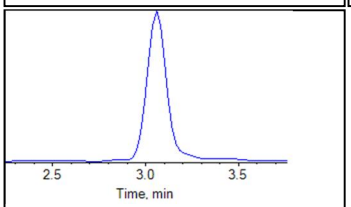

13C8-PFOS

BATTELLE

Chromatogram Report

Created with Analyst Reporter
Printed: 05/10/2018 11:15:24 AM

Internal Standards:

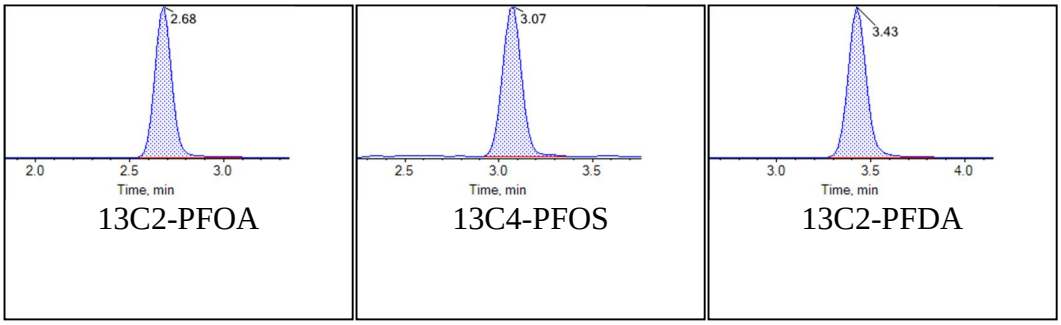

BATTELLE

Chromatogram Report

Created with Analyst Reporter
Printed: 05/10/2018 11:15:33 AM

Sample Name	KB69 CCV	**Injection Vial**	9
Sample ID	CCV	**Injection Volume**	10.00
Sample Type	Quality Control	**Instrument Name**	QTRAP 5500
Acquisition Date	2018-10-03T17:24:13	**Data File**	18-0567.wiff
Acquisition Method	5-0369.dam	**Result Table**	18-0567_SIS
Sample Comment			

Chromatograms

Target Analytes:

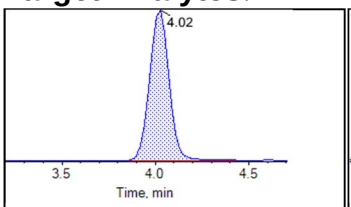

13C2-PFDoA

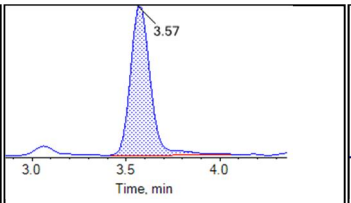

d3-MeFOSAA

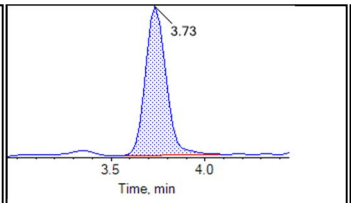

d5-EtFOSAA

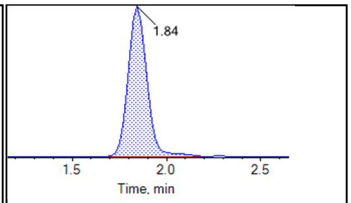

13C5-PFHxA

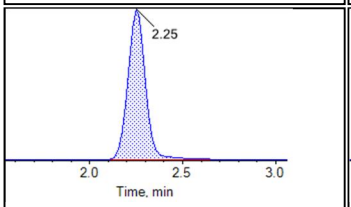

13C4-PFHpA

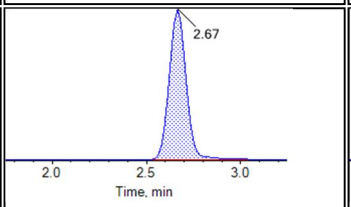

13C8-PFOA

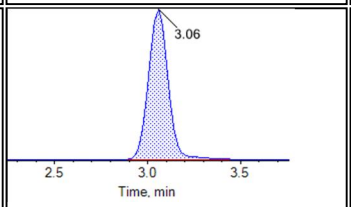

13C9-PFNA

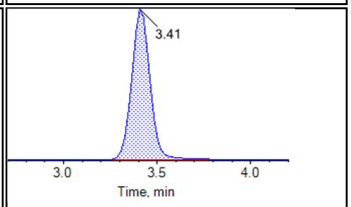

13C6-PFDA

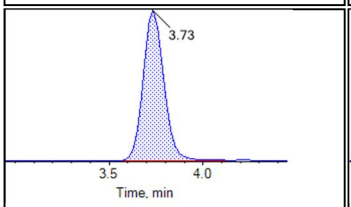

13C7-PFUnA

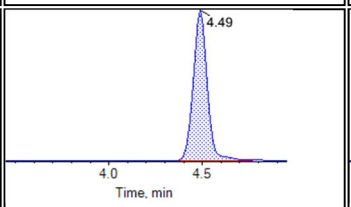

13C2-PFTeDA

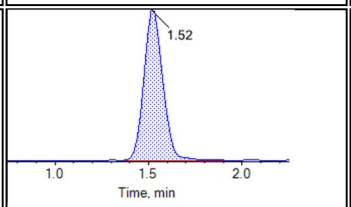

13C3-PFBS

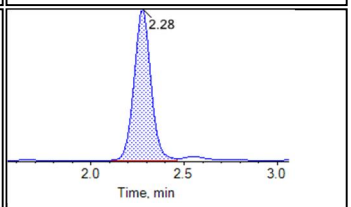

13C3-PFHxS

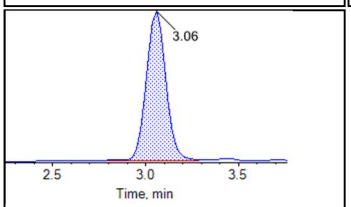

13C8-PFOS

BATTELLE

Chromatogram Report

Created with Analyst Reporter
Printed: 05/10/2018 11:15:33 AM

Internal Standards:

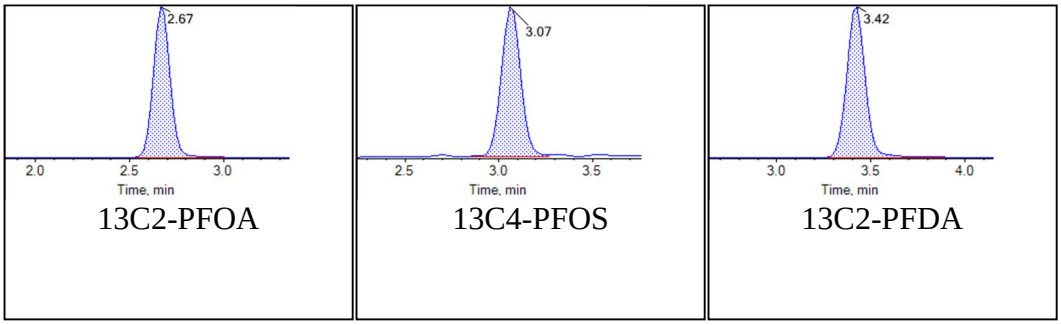

EDD

Contract_I	DO_CTO_N	Phase	Installatior	Sample_Nu	CH2M_Cor	Analysis_G	Analytical_	PRC_Code	Lab_Code	Lab_Name	Leachate_I	SAMPLE_B	Extraction_	Result_Typ	Lab_QC_ty	SAMPLE_N	QC_Level	DateTime_	Date_Rece	Leachate_I	Leachate_	Extraction_	Extraction_	Analysis_D	Analysis_T	Lab_Sampl	Dilution	Run_Num	PERCENT_I	PERCENT_I	Chem_Nan	Analyte_ID	Analyte_Vi	Original_A	Result_Uni	Lab_Qualif	Validator_	GC_Colum	Analysis_R	Result_Nar	QC_Contro	QC_Accura	QC_Accura	Control_Lir	QC_Narrat	MDL		Detection_Q	SM_Vers	DL		LOD		LOQ		SDG	Analysis_B	Validator_	Val_Date
N6247016	4164		POINT_MU	CR845PB-F	NONS	SVOA	537_MOD	ORG	BMSL_NO	FBATTELLE,	NULL	N	METHOD	000	BLK	W	4	20180926	20180926			20180926	00:00:00	20181002	23:12:20	CR845PB-F	1	1			Perfluoroh	307-24-4	0.5	NG_L	U		TRG					20171116		0.19	0.19	5.1		70	0.5		5	18-0567	DP-18-0275		
N6247016	4164		POINT_MU	CR845PB-F	NONS	SVOA	537_MOD	ORG	BMSL_NO	FBATTELLE,	NULL	N	METHOD	000	BLK	W	4	20180926	20180926			20180926	00:00:00	20181002	23:12:20	CR845PB-F	1	1			Perfluoro	375-85-9	0.5	NG_L	U		TRG					20171116		0.16	0.16	5.1		70	0.5		5	18-0567	DP-18-0275		
N6247016	4164		POINT_MU	CR845PB-F	NONS	SVOA	537_MOD	ORG	BMSL_NO	FBATTELLE,	NULL	N	METHOD	000	BLK	W	4	20180926	20180926			20180926	00:00:00	20181002	23:12:20	CR845PB-F	1	1			Perfluoroo	335-67-1	0.71	NG_L	J		TRG					20171116		0.18	0.18	5.1		70	0.5		5	18-0567	DP-18-0275		
N6247016	4164		POINT_MU	CR845PB-F	NONS	SVOA	537_MOD	ORG	BMSL_NO	FBATTELLE,	NULL	N	METHOD	000	BLK	W	4	20180926	20180926			20180926	00:00:00	20181002	23:12:20	CR845PB-F	1	1			Perfluoro	375-95-1	1	NG_L	U		TRG					20171116		0.26	0.26	5.1		70	1		5	18-0567	DP-18-0275		
N6247016	4164		POINT_MU	CR845PB-F	NONS	SVOA	537_MOD	ORG	BMSL_NO	FBATTELLE,	NULL	N	METHOD	000	BLK	W	4	20180926	20180926			20180926	00:00:00	20181002	23:12:20	CR845PB-F	1	1			Perfluorod	335-76-2	0.5	NG_L	U		TRG					20171116		0.16	0.16	5.1		70	0.5		5	18-0567	DP-18-0275		
N6247016	4164		POINT_MU	CR845PB-F	NONS	SVOA	537_MOD	ORG	BMSL_NO	FBATTELLE,	NULL	N	METHOD	000	BLK	W	4	20180926	20180926			20180926	00:00:00	20181002	23:12:20	CR845PB-F	1	1			Perfluorou	2058-94-8	1	NG_L	U		TRG					20171116		0.29	0.29	5.1		70	1		5	18-0567	DP-18-0275		
N6247016	4164		POINT_MU	CR845PB-F	NONS	SVOA	537_MOD	ORG	BMSL_NO	FBATTELLE,	NULL	N	METHOD	000	BLK	W	4	20180926	20180926			20180926	00:00:00	20181002	23:12:20	CR845PB-F	1	1			Perfluoro	307-55-1	0.5	NG_L	U		TRG					20171116		0.18	0.18	5.1		70	0.5		5	18-0567	DP-18-0275		
N6247016	4164		POINT_MU	CR845PB-F	NONS	SVOA	537_MOD	ORG	BMSL_NO	FBATTELLE,	NULL	N	METHOD	000	BLK	W	4	20180926	20180926			20180926	00:00:00	20181002	23:12:20	CR845PB-F	1	1			Perfluorot	72629-94-8	0.5	NG_L	U		TRG					20171116		0.15	0.15	5.1		70	0.5		5	18-0567	DP-18-0275		
N6247016	4164		POINT_MU	CR845PB-F	NONS	SVOA	537_MOD	ORG	BMSL_NO	FBATTELLE,	NULL	N	METHOD	000	BLK	W	4	20180926	20180926			20180926	00:00:00	20181002	23:12:20	CR845PB-F	1	1			Perfluorot	376-06-7	1	NG_L	U		TRG					20171116		0.25	0.25	5.1		70	1		5	18-0567	DP-18-0275		
N6247016	4164		POINT_MU	CR845PB-F	NONS	SVOA	537_MOD	ORG	BMSL_NO	FBATTELLE,	NULL	N	METHOD	000	BLK	W	4	20180926	20180926			20180926	00:00:00	20181002	23:12:20	CR845PB-F	1	1			N-Methyl	FZ355-31-9	2	NG_L	U		TRG					20171116		0.56	0.56	5.1		70	2		5	18-0567	DP-18-0275		
N6247016	4164		POINT_MU	CR845PB-F	NONS	SVOA	537_MOD	ORG	BMSL_NO	FBATTELLE,	NULL	N	METHOD	000	BLK	W	4	20180926	20180926			20180926	00:00:00	20181002	23:12:20	CR845PB-F	1	1			N-Ethyl	Per2991-50-6	1	NG_L	U		TRG					20171116		0.49	0.49	5.1		70	1		5	18-0567	DP-18-0275		
N6247016	4164		POINT_MU	CR845PB-F	NONS	SVOA	537_MOD	ORG	BMSL_NO	FBATTELLE,	NULL	N	METHOD	000	BLK	W	4	20180926	20180926			20180926	00:00:00	20181002	23:12:20	CR845PB-F	1	1			Perfluorob	375-73-5	0.5	NG_L	U		TRG					20171116		0.13	0.13	5.1		70	0.5		5	18-0567	DP-18-0275		
N6247016	4164		POINT_MU	CR845PB-F	NONS	SVOA	537_MOD	ORG	BMSL_NO	FBATTELLE,	NULL	N	METHOD	000	BLK	W	4	20180926	20180926			20180926	00:00:00	20181002	23:12:20	CR845PB-F	1	1			Perfluoro	355-46-4	0.4	NG_L	U		TRG					20171116		0.11	0.11	5.1		70	0.4		5	18-0567	DP-18-0275		
N6247016	4164		POINT_MU	CR845PB-F	NONS	SVOA	537_MOD	ORG	BMSL_NO	FBATTELLE,	NULL	N	METHOD	000	BLK	W	4	20180926	20180926			20180926	00:00:00	20181002	23:12:20	CR845PB-F	1	1			Perfluoroo	1763-23-1	0.5	NG_L	U		TRG					20171116		0.19	0.19	5.1		70	0.5		5	18-0567	DP-18-0275		
N6247016	4164		POINT_MU	CR845PB-F	NONS	SVOA	537_MOD	ORG	BMSL_NO	FBATTELLE,	NULL	N	METHOD	000	BLK	W	4	20180926	20180926			20180926	00:00:00	20181002	23:12:20	CR845PB-F	1	1			13C5-PFH	x BDO-2217	91	PCT_REC			SURR	SLSP	150	50	20171116				5.1						18-0567	DP-18-0275		
N6247016	4164		POINT_MU	CR845PB-F	NONS	SVOA	537_MOD	ORG	BMSL_NO	FBATTELLE,	NULL	N	METHOD	000	BLK	W	4	20180926	20180926			20180926	00:00:00	20181002	23:12:20	CR845PB-F	1	1			13C4-PFH	pBDO-2218	89	PCT_REC			SURR	SLSP	150	50	20171116				5.1						18-0567	DP-18-0275		
N6247016	4164		POINT_MU	CR845PB-F	NONS	SVOA	537_MOD	ORG	BMSL_NO	FBATTELLE,	NULL	N	METHOD	000	BLK	W	4	20180926	20180926			20180926	00:00:00	20181002	23:12:20	CR845PB-F	1	1			13C8-PFO	ABDO-2219	95	PCT_REC			SURR	SLSP	150	50	20171116				5.1						18-0567	DP-18-0275		
N6247016	4164		POINT_MU	CR845PB-F	NONS	SVOA	537_MOD	ORG	BMSL_NO	FBATTELLE,	NULL	N	METHOD	000	BLK	W	4	20180926	20180926			20180926	00:00:00	20181002	23:12:20	CR845PB-F	1	1			13C9-PFN	ABDO-2221	95	PCT_REC			SURR	SLSP	150	50	20171116				5.1						18-0567	DP-18-0275		
N6247016	4164		POINT_MU	CR845PB-F	NONS	SVOA	537_MOD	ORG	BMSL_NO	FBATTELLE,	NULL	N	METHOD	000	BLK	W	4	20180926	20180926			20180926	00:00:00	20181002	23:12:20	CR845PB-F	1	1			13C6-PFD	ABDO-2222	103	PCT_REC			SURR	SLSP	150	50	20171116				5.1						18-0567	DP-18-0275		
N6247016	4164		POINT_MU	CR845PB-F	NONS	SVOA	537_MOD	ORG	BMSL_NO	FBATTELLE,	NULL	N	METHOD	000	BLK	W	4	20180926	20180926			20180926	00:00:00	20181002	23:12:20	CR845PB-F	1	1			13C7-PFU	nBDO-2223	98	PCT_REC			SURR	SLSP	150	50	20171116				5.1						18-0567	DP-18-0275		
N6247016	4164		POINT_MU	CR845PB-F	NONS	SVOA	537_MOD	ORG	BMSL_NO	FBATTELLE,	NULL	N	METHOD	000	BLK	W	4	20180926	20180926			20180926	00:00:00	20181002	23:12:20	CR845PB-F	1	1			13C2-PFD	oBDO-2112	97	PCT_REC			SURR	SLSP	150	50	20171116				5.1						18-0567	DP-18-0275		
N6247016	4164		POINT_MU	CR845PB-F	NONS	SVOA	537_MOD	ORG	BMSL_NO	FBATTELLE,	NULL	N	METHOD	000	BLK	W	4	20180926	20180926			20180926	00:00:00	20181002	23:12:20	CR845PB-F	1	1			13C2-PFT	e BDO-2224	86	PCT_REC			SURR	SLSP	150	50	20171116				5.1						18-0567	DP-18-0275		
N6247016	4164		POINT_MU	CR845PB-F	NONS	SVOA	537_MOD	ORG	BMSL_NO	FBATTELLE,	NULL	N	METHOD	000	BLK	W	4	20180926	20180926			20180926	00:00:00	20181002	23:12:20	CR845PB-F	1	1			d3-MeFOS	BDO-1838	95	PCT_REC			SURR	SLSP	150	50	20171116				5.1						18-0567	DP-18-0275		
N6247016	4164		POINT_MU	CR845PB-F	NONS	SVOA	537_MOD	ORG	BMSL_NO	FBATTELLE,	NULL	N	METHOD	000	BLK	W	4	20180926	20180926			20180926	00:00:00	20181002	23:12:20	CR845PB-F	1	1			d5-EtFOS	A BDO-1839	91	PCT_REC			SURR	SLSP	150	50	20171116				5.1						18-0567	DP-18-0275		
N6247016	4164		POINT_MU	CR845PB-F	NONS	SVOA	537_MOD	ORG	BMSL_NO	FBATTELLE,	NULL	N	METHOD	000	BLK	W	4	20180926	20180926			20180926	00:00:00	20181002	23:12:20	CR845PB-F	1	1			13C3-PFB	S BDO-2226	90	PCT_REC			SURR	SLSP	150	50	20171116				5.1						18-0567	DP-18-0275		
N6247016	4164		POINT_MU	CR845PB-F	NONS	SVOA	537_MOD	ORG	BMSL_NO	FBATTELLE,	NULL	N	METHOD	000	BLK	W	4	20180926	20180926			20180926	00:00:00	20181002	23:12:20	CR845PB-F	1	1			13C3-PFH	x BDO-2227	89	PCT_REC			SURR	SLSP	150	50	20171116				5.1						18-0567	DP-18-0275		
N6247016	4164		POINT_MU	CR845PB-F	NONS	SVOA	537_MOD	ORG	BMSL_NO	FBATTELLE,	NULL	N	METHOD	000	BLK	W	4	20180926	20180926			20180926	00:00:00	20181002	23:12:20	CR845PB-F	1	1			13C8-PFO	SBDO-2228	92	PCT_REC			SURR	SLSP	150	50	20171116				5.1						18-0567	DP-18-0275		
N6247016	4164		POINT_MU	CR846LCS-	NONS	SVOA	537_MOD	ORG	BMSL_NO	FBATTELLE,	NULL	N	METHOD	000	BS	W	4	20180926	20180926			20180926	00:00:00	20181002	23:23:12	CR846LCS-	1	1			Perfluoroh	307-24-4	100	PCT_REC			TRG	LSA	137	51	20171116		0.19	0.19	5.1			0.5		5	18-0567	DP-18-0275		
N6247016	4164		POINT_MU	CR846LCS-	NONS	SVOA	537_MOD	ORG	BMSL_NO	FBATTELLE,	NULL	N	METHOD	000	BS	W	4	20180926	20180926			20180926	00:00:00	20181002	23:23:12	CR846LCS-	1	1			Perfluoro	375-85-9	90	PCT_REC			TRG	LSA	136	48	20171116		0.16	0.16	5.1			0.5		5	18-0567	DP-18-0275		
N6247016	4164		POINT_MU	CR846LCS-	NONS	SVOA	537_MOD	ORG	BMSL_NO	FBATTELLE,	NULL	N	METHOD	000	BS	W	4	20180926	20180926			20180926	00:00:00	20181002	23:23:12	CR846LCS-	1	1			Perfluoroo	335-67-1	101	PCT_REC			TRG	LSA	141	49	20171116		0.18	0.18	5.1			0.5		5	18-0567	DP-18-0275		
N6247016	4164		POINT_MU	CR846LCS-	NONS	SVOA	537_MOD	ORG	BMSL_NO	FBATTELLE,	NULL	N	METHOD	000	BS	W	4	20180926	20180926			20180926	00:00:00	20181002	23:23:12	CR846LCS-	1	1			Perfluoro	375-95-1	101	PCT_REC			TRG	LSA	122	58	20171116		0.26	0.26	5.1			1		5	18-0567	DP-18-0275		
N6247016	4164		POINT_MU	CR846LCS-	NONS	SVOA	537_MOD	ORG	BMSL_NO	FBATTELLE,	NULL	N	METHOD	000	BS	W	4	20180926	20180926			20180926	00:00:00	20181002	23:23:12	CR846LCS-	1	1			Perfluorod	335-76-2	102	PCT_REC			TRG	LSA	135	59	20171116		0.16	0.16	5.1			0.5		5	18-0567	DP-18-0275		
N6247016	4164		POINT_MU	CR846LCS-	NONS	SVOA	537_MOD	ORG	BMSL_NO	FBATTELLE,	NULL	N	METHOD	000	BS	W	4	20180926	20180926			20180926	00:00:00	20181002	23:23:12	CR846LCS-	1	1			Perfluorou	2058-94-8	101	PCT_REC			TRG	LSA	134	64	20171116		0.29	0.29	5.1			1		5	18-0567	DP-18-0275		
N6247016	4164		POINT_MU	CR846LCS-	NONS	SVOA	537_MOD	ORG	BMSL_NO	FBATTELLE,	NULL	N	METHOD	000	BS	W	4	20180926	20180926			20180926	00:00:00	20181002	23:23:12	CR846LCS-	1	1			Perfluoro	307-55-1	101	PCT_REC			TRG	LSA	131	75	20171116		0.18	0.18	5.1			0.5		5	18-0567	DP-18-0275		
N6247016	4164		POINT_MU	CR846LCS-	NONS	SVOA	537_MOD	ORG	BMSL_NO	FBATTELLE,	NULL	N	METHOD	000	BS	W	4	20180926	20180926			20180926	00:00:00	20181002	23:23:12	CR846LCS-	1	1			Perfluorot	72629-94-8	107	PCT_REC			TRG	LSA	148	42	20171116		0.15	0.15	5.1			0.5		5	18-0567	DP-18-0275		
N6247016	4164		POINT_MU	CR846LCS-	NONS	SVOA	537_MOD	ORG	BMSL_NO	FBATTELLE,	NULL	N	METHOD	000	BS	W	4	20180926	20180926			20180926	00:00:00	20181002	23:23:12	CR846LCS-	1	1			Perfluorot	376-06-7	102	PCT_REC			TRG	LSA	158	42	20171116		0.25	0.25	5.1			1		5	18-0567	DP-18-0275		
N6247016	4164		POINT_MU	CR846LCS-	NONS	SVOA	537_MOD	ORG	BMSL_NO	FBATTELLE,	NULL	N	METHOD	000	BS	W	4	20180926	20180926			20180926	00:00:00	20181002	23:23:12	CR846LCS-	1	1			N-Methyl	FZ355-31-9	91	PCT_REC			TRG	LSA	146	50	20171116		0.56	0.56	5.1			2		5	18-0567	DP-18-0275		
N6247016	4164		POINT_MU	CR846LCS-	NONS	SVOA	537_MOD	ORG	BMSL_NO	FBATTELLE,	NULL	N	METHOD	000	BS	W	4	20180926	20180926			20180926	00:00:00	20181002	23:23:12	CR846LCS-	1	1			N-Ethyl	Per2991-50-6	99	PCT_REC			TRG	LSA	131	51	20171116		0.49	0.49	5.1			1		5	18-0567	DP-18-0275		
N6247016	4164		POINT_MU	CR846LCS-	NONS	SVOA	537_MOD	ORG	BMSL_NO	FBATTELLE,	NULL	N	METHOD	000	BS	W	4	20180926	20180926			20180926	00:00:00	20181002	23:23:12	CR846LCS-	1	1			Perfluorob	375-73-5	93	PCT_REC			TRG	LSA	134	56	20171116		0.13	0.13	5.1			0.5		5	18-0567	DP-18-0275		
N6247016	4164		POINT_MU	CR846LCS-	NONS	SVOA	537_MOD	ORG	BMSL_NO	FBATTELLE,	NULL	N	METHOD	000	BS	W	4	20180926	20180926			20180926	00:00:00	20181002	23:23:12	CR846LCS-	1	1			Perfluoro	355-46-4	105	PCT_REC			TRG	LSA	128	52	20171116		0.11	0.11	5.1			0.4		5	18-0567	DP-18-0275		
N6247016	4164		POINT_MU	CR846LCS-	NONS	SVOA	537_MOD	ORG	BMSL_NO	FBATTELLE,	NULL	N	METHOD	000	BS	W	4	20180926	20180926			20180926	00:00:00	20181002	23:23:12	CR846LCS-	1	1			Perfluoroo	1763-23-1	98	PCT_REC			TRG	LSA	144	40	20171116		0.19	0.19	5.1			0.5		5	18-0567	DP-18-0275		
N6247016	4164		POINT_MU	CR846LCS-	NONS	SVOA	537_MOD	ORG	BMSL_NO	FBATTELLE,	NULL	N	METHOD	000	BS	W	4	20180926	20180926			20180926	00:00:00	20181002	23:23:12	CR846LCS-	1	1			13C5-PFH	x BDO-2217	93	PCT_REC			SURR	SLSP	150	50	20171116				5.1						18-0567	DP-18-0275		
N6247016	4164		POINT_MU	CR846LCS-	NONS	SVOA	537_MOD	ORG	BMSL_NO	FBATTELLE,	NULL	N	METHOD	000	BS	W	4	20180926	20180926			20180926	00:00:00	20181002	23:23:12	CR846LCS-	1	1			13C4-PFH	pBDO-2218	100	PCT_REC			SURR	SLSP	150	50	20171116				5.1						18-0567	DP-18-0275		
N6247016	4164		POINT_MU	CR846LCS-	NONS	SVOA	537_MOD	ORG	BMSL_NO	FBATTELLE,	NULL	N	METHOD	000	BS	W	4	20180926	20180926			20180926	00:00:00	20181002	23:23:12	CR846LCS-	1	1			13C8-PFO	ABDO-2219	98	PCT_REC			SURR	SLSP	150	50	20171116				5.1						18-0567	DP-18-0275		
N6247016	4164		POINT_MU	CR846LCS-	NONS	SVOA	537_MOD	ORG	BMSL_NO	FBATTELLE,	NULL	N	METHOD	000	BS	W	4	20180926	20180926			20180926	00:00:00	20181002	23:23:12	CR846LCS-	1	1			13C9-PFN	ABDO-2221	100	PCT_REC			SURR	SLSP	150	50	20171116				5.1						18-0567	DP-18-0275		
N6247016	4164		POINT_MU	CR846LCS-	NONS	SVOA	537_MOD	ORG	BMSL_NO	FBATTELLE,	NULL	N	METHOD	000	BS	W	4	20180926	20180926			20180926	00:00:00	20181002	23:23:12	CR846LCS-	1	1			13C6-PFD	ABDO-2222	96	PCT_REC			SURR	SLSP	150	50	20171116				5.1						18-0567	DP-18-0275		
N6247016	4164		POINT_MU	CR846LCS-	NONS	SVOA	537_MOD	ORG	BMSL_NO	FBATTELLE,	NULL	N	METHOD	000	BS	W	4	20180926	20180926			20180926	00:00:00	20181002	23:23:12	CR846LCS-	1	1			13C7-PFU	nBDO-2223	94	PCT_REC			SURR	SLSP	150	50	20171116				5.1						18-0567	DP-18-0275		
N6247016	4164		POINT_MU	CR846LCS-	NONS	SVOA	537_MOD	ORG	BMSL_NO	FBATTELLE,	NULL	N	METHOD	000	BS	W	4	20180926	20180926			20180926	00:00:00	20181002	23:23:12	CR846LCS-	1	1			13C2-PFD	oBDO-2112	97	PCT_REC			SURR	SLSP	150	50	20171116				5.1						18-0567	DP-18-0275		
N6247016	4164		POINT_MU	CR846LCS-	NONS	SVOA	537_MOD	ORG	BMSL_NO	FBATTELLE,	NULL	N	METHOD	000	BS	W	4	20180926	20180926			20180926	00:00:00	20181002	23:23:12	CR846LCS-	1	1			13C2-PFT	e BDO-2224	94	PCT_REC			SURR	SLSP	150	50	20171116				5.1						18-0567	DP-18-0275		
N6247016	4164		POINT_MU	CR846LCS-	NONS	SVOA	537_MOD	ORG	BMSL_NO	FBATTELLE,	NULL	N	METHOD	000	BS	W	4	20180926	20180926			20180926	00:00:00	20181002	23:23:12	CR846LCS-	1	1			d3-MeFOS	BDO-1838	98	PCT_REC			SURR	SLSP	150	50	20171116				5.1						18-0567	DP-18-0275		
N6247016	4164		POINT_MU	CR846LCS-	NONS	SVOA	537_MOD	ORG	BMSL_NO	FBATTELLE,	NULL	N	METHOD	000	BS	W	4	20180926	20180926			20180926	00:00:00	20181002	23:23:12	CR846LCS-	1	1			d5-EtFOS	A BDO-1839	84	PCT_REC			SURR	SLSP	150	50	20171116				5.1						18-0567	DP-18-0275		
N6247016	4164		POINT_MU	CR846LCS-	NONS	SVOA	537_MOD	ORG	BMSL_NO	FBATTELLE,	NULL	N	METHOD	000	BS	W	4	20180926	20180926			20180926	00:00:00	20181002	23:23:12	CR846LCS-	1	1			13C3-PFB	S BDO-2226	95	PCT_REC			SURR	SLSP	150	50	20171116				5.1						18-0567	DP-18-0275		
N6247016	4164		POINT_MU	CR846LCS-	NONS	SVOA	537_MOD	ORG	BMSL_NO	FBATTELLE,	NULL	N	METHOD	000	BS	W	4	20180926	20180926			20180926	00:00:00	20181002	23:23:12	CR846LCS-	1	1			13C3-PFH	x BDO-2227	84	PCT_REC			SURR	SLSP	150	50	20171116				5.1						18-0567	DP-18-0275		
N6247016	4164		POINT_MU	CR846LCS-	NONS	SVOA	537_MOD	ORG	BMSL_NO	FBATTELLE,	NULL	N	METHOD	000	BS	W	4	20180926	20180926			20180926	00:00:00	20181002	23:23:12	CR846LCS-	1	1			13C8-PFO	SBDO-2228	93	PCT_REC			SURR	SLSP	150	50	20171116				5.1						18-0567	DP-18-0275		
N6247016	4164		POINT_MU	VC-PM300	NONS	SVOA	537_MOD	ORG	BMSL_NO	FBATTELLE,	NULL	N	METHOD	DL1	REG	W	4	20180917	20180921			20180926	00:00:00	20181002	23:55:48	JB210-FS	25	1			Perfluoroh	307-24-4	1473.94	NG_L	D		TRG					20171116		4.32	4.32	5.1		70	11.36	113.64	5	18-0567	DP-18-0275		
N6247016	4164		POINT_MU	VC-PM300	NONS	SVOA	537_MOD	ORG	BMSL_NO	FBATTELLE,	NULL	N	METHOD	DL1	REG	W	4	20180917	20180921			20180926	00:00:00	20181003	23:44:56	JB210-FS	5	1			Perfluoro	375-85-9	169.11	NG_L	D		TRG					20171116		0.73	0.73	5.1		70	2.27	22.73	5	18-0567	DP-18-0275		
N6247016	4164		POINT_MU	VC-PM300	NONS	SVOA	537_MOD	ORG	BMSL_NO	FBATTELLE,	NULL	N	METHOD	DL1	REG	W	4	20180917	20180921			20180926	00:00:00	20181003	23:44:56	JB210-FS	5	1			Perfluoroo	335-67-1	196.74	NG_L	D		TRG					20171116		0.82	0.82	5.1		70	2.27	22.73	5	18-0567	DP-18-0275		
N6247016	4164		POINT_MU	VC-PM300	NONS	SVOA	537_MOD	ORG	BMSL_NO	FBATTELLE,	NULL	N	METHOD	000	REG	W	4	20180917	20180921			20180926	00:00:00	20181003	23:34:04	JB210-FS	1	1			Perfluoro	375-95-1	3.63	NG_L	J		TRG					20171116		0.24	0.24	5.1		70	0.91	4.55	5	18-0567	DP-18-0275		

N6247016	4164		POINT_MU	VC-PM300	NONS	SVOA	537_MOD	ORG	BMSL_NO	FBATTELLE,	NULL	N	METHOD	000	REG	W	4	20180917	20180921			20180926	00:00:00	20181003	23:34:04	JB210-FS	1	1			Perfluorod	335-76-2	6.81	NG_L			TRG					20171116		0.15	0.15	5.1		70	0.45	4.55	18-0567	DP-18-0275		
N6247016	4164		POINT_MU	VC-PM300	NONS	SVOA	537_MOD	ORG	BMSL_NO	FBATTELLE,	NULL	N	METHOD	000	REG	W	4	20180917	20180921			20180926	00:00:00	20181003	23:34:04	JB210-FS	1	1			Perfluorou	2058-94-8	0.93	NG_L	J		TRG					20171116		0.26	0.26	5.1		70	0.91	4.55	18-0567	DP-18-0275		
N6247016	4164		POINT_MU	VC-PM300	NONS	SVOA	537_MOD	ORG	BMSL_NO	FBATTELLE,	NULL	N	METHOD	000	REG	W	4	20180917	20180921			20180926	00:00:00	20181003	23:34:04	JB210-FS	1	1			Perfluoro	307-55-1	0.45	NG_L	U		TRG					20171116		0.16	0.16	5.1		70	0.45	4.55	18-0567	DP-18-0275		
N6247016	4164		POINT_MU	VC-PM300	NONS	SVOA	537_MOD	ORG	BMSL_NO	FBATTELLE,	NULL	N	METHOD	000	REG	W	4	20180917	20180921			20180926	00:00:00	20181003	23:34:04	JB210-FS	1	1			Perfluorot	72629-94-8	0.45	NG_L	U		TRG					20171116		0.14	0.14	5.1		70	0.45	4.55	18-0567	DP-18-0275		
N6247016	4164		POINT_MU	VC-PM300	NONS	SVOA	537_MOD	ORG	BMSL_NO	FBATTELLE,	NULL	N	METHOD	000	REG	W	4	20180917	20180921			20180926	00:00:00	20181003	23:34:04	JB210-FS	1	1			Perfluorot	376-06-7	0.91	NG_L	U		TRG					20171116		0.25	0.25	5.1		70	0.91	4.55	18-0567	DP-18-0275		
N6247016	4164		POINT_MU	VC-PM300	NONS	SVOA	537

Contract_I	DO_CTO_N	Phase	Installatior	Sample_Nu	CH2M_Coc	Analysis_G	Analytical_	PRC_Code	Lab_Code	Lab_Name	Leachate_I	SAMPLE_B	Extraction_	Result_Typ	Lab_QC_ty	SAMPLE_N	QC_Level	DateTime_	Date_Rece	Leachate_I	Leachate_	Extraction_	Extraction_	Analysis_D	Analysis_T	Lab_Sampl	Dilution	Run_Numt	PERCENT_I	PERCENT_I	Chem_Nan	Analyte_ID	Analyte_Vi	Original_A	Result_Uni	Lab_Qualif	Validator_	QC_Colum	Analysis_R	Result_Nar	QC_Contro	QC_Accura	QC_Accura	Control_Lir	QC_Narrat	MDL		Detection_Q	SQM_Vers	DL		LOD		LOQ		SDG	Analysis_B	Validator_	Val_Date
N6247016(	4164		POINT_MU	VC-PM300	NONS	SVOA	537_MOD	ORG	BMSL_NO	FBATTELLE,	NULL	N	METHOD	000	REG	W	4	20180917	20180921			20180926	00:00:00	20181003	01:33:35	J8212-FS	1	1			Perfluorot	376-06-7		0.91	NG_L	U		TRG					20171116		0.23	0.23	5.1	70	0.91	4.55	18-0567	DP-18-0275											
N6247016(	4164		POINT_MU	VC-PM300	NONS	SVOA	537_MOD	ORG	BMSL_NO	FBATTELLE,	NULL	N	METHOD	000	REG	W	4	20180917	20180921			20180926	00:00:00	20181003	01:33:35	J8212-FS	1	1			N-Methyl	F2355-31-9		1.82	NG_L	U		TRG					20171116		0.51	0.51	5.1	70	1.82	4.55	18-0567	DP-18-0275											
N6247016(	4164		POINT_MU	VC-PM300	NONS	SVOA	537_MOD	ORG	BMSL_NO	FBATTELLE,	NULL	N	METHOD	000	REG	W	4	20180917	20180921			20180926	00:00:00	20181003	01:33:35	J8212-FS	1	1			N-Ethyl Pe	r2991-50-6		0.91	NG_L	U		TRG					20171116		0.45	0.45	5.1	70	0.91	4.55	18-0567	DP-18-0275											
N6247016(	4164		POINT_MU	VC-PM300	NONS	SVOA	537_MOD	ORG	BMSL_NO	FBATTELLE,	NULL	N	METHOD	000	REG	W	4	20180917	20180921			20180926	00:00:00	20181003	01:33:35	J8212-FS	1	1			Perfluorob	375-73-5		29.39	NG_L			TRG					20171116		0.12	0.12	5.1	70	0.45	4.55	18-0567	DP-18-0275											
N6247016(	4164		POINT_MU	VC-PM300	NONS	SVOA	537_MOD	ORG	BMSL_NO	FBATTELLE,	NULL	N	METHOD	DL1	REG	W	4	20180917	20180921			20180926	00:00:00	20181003	01:44:27	J8212-FS	2	1			Perfluoroh	355-46-4		111.24	NG_L	D		TRG					20171116		0.2	0.2	5.1	70	0.73	9.09	18-0567	DP-18-0275											
N6247016(	4164		POINT_MU	VC-PM300	NONS	SVOA	537_MOD	ORG	BMSL_NO	FBATTELLE,	NULL	N	METHOD	DL1	REG	W	4	20180917	20180921			20180926	00:00:00	20181003	01:55:19	J8212-FS	20	1			Perfluoroo	1763-23-1		701.28	NG_L	D		TRG					20171116		3.45	3.45	5.1	70	9.09	90.91	18-0567	DP-18-0275											
N6247016(	4164		POINT_MU	VC-PM300	NONS	SVOA	537_MOD	ORG	BMSL_NO	FBATTELLE,	NULL	N	METHOD	000	REG	W	4	20180917	20180921			20180926	00:00:00	20181003	01:33:35	J8212-FS	1	1			13C5-PFH	x BDO-2217		113	PCT_REC			SURR	SLSP	150	50	20171116				5.1				18-0567	DP-18-0275											
N6247016(	4164		POINT_MU	VC-PM300	NONS	SVOA	537_MOD	ORG	BMSL_NO	FBATTELLE,	NULL	N	METHOD	000	REG	W	4	20180917	20180921			20180926	00:00:00	20181003	01:33:35	J8212-FS	1	1			13C4-PFH	pBDO-2218		130	PCT_REC			SURR	SLSP	150	50	20171116				5.1				18-0567	DP-18-0275											
N6247016(	4164		POINT_MU	VC-PM300	NONS	SVOA	537_MOD	ORG	BMSL_NO	FBATTELLE,	NULL	N	METHOD	DL1	REG	W	4	20180917	20180921			20180926	00:00:00	20181003	01:44:27	J8212-FS	2	1			13C8-PFO	ABDO-2219		101	PCT_REC			SURR	SLSP	150	50	20171116				5.1				18-0567	DP-18-0275											
N6247016(	4164		POINT_MU	VC-PM300	NONS	SVOA	537_MOD	ORG	BMSL_NO	FBATTELLE,	NULL	N	METHOD	000	REG	W	4	20180917	20180921			20180926	00:00:00	20181003	01:33:35	J8212-FS	1	1			13C9-PFN	ABDO-2221		82	PCT_REC			SURR	SLSP	150	50	20171116				5.1				18-0567	DP-18-0275											
N6247016(	4164		POINT_MU	VC-PM300	NONS	SVOA	537_MOD	ORG	BMSL_NO	FBATTELLE,	NULL	N	METHOD	000	REG	W	4	20180917	20180921			20180926	00:00:00	20181003	01:33:35	J8212-FS	1	1			13C6-PFD	ABDO-2222		110	PCT_REC			SURR	SLSP	150	50	20171116				5.1				18-0567	DP-18-0275											
N6247016(	4164		POINT_MU	VC-PM300	NONS	SVOA	537_MOD	ORG	BMSL_NO	FBATTELLE,	NULL	N	METHOD	000	REG	W	4	20180917	20180921			20180926	00:00:00	20181003	01:33:35	J8212-FS	1	1			13C7-PFU	nBDO-2223		104	PCT_REC			SURR	SLSP	150	50	20171116				5.1				18-0567	DP-18-0275											
N6247016(	4164		POINT_MU	VC-PM300	NONS	SVOA	537_MOD	ORG	BMSL_NO	FBATTELLE,	NULL	N	METHOD	000	REG	W	4	20180917	20180921			20180926	00:00:00	20181003	01:33:35	J8212-FS	1	1			13C2-PFD	oBDO-2112		99	PCT_REC			SURR	SLSP	150	50	20171116				5.1				18-0567	DP-18-0275											
N6247016(	4164		POINT_MU	VC-PM300	NONS	SVOA	537_MOD	ORG	BMSL_NO	FBATTELLE,	NULL	N	METHOD	000	REG	W	4	20180917	20180921			20180926	00:00:00	20181003	01:33:35	J8212-FS	1	1			13C2-PFT	eBDO-2224		89	PCT_REC			SURR	SLSP	150	50	20171116				5.1				18-0567	DP-18-0275											
N6247016(	4164		POINT_MU	VC-PM300	NONS	SVOA	537_MOD	ORG	BMSL_NO	FBATTELLE,	NULL	N	METHOD	000	REG	W	4	20180917	20180921			20180926	00:00:00	20181003	01:33:35	J8212-FS	1	1			d3-MeFOS	BDO-1838		107	PCT_REC			SURR	SLSP	150	50	20171116				5.1				18-0567	DP-18-0275											
N6247016(	4164		POINT_MU	VC-PM300	NONS	SVOA	537_MOD	ORG	BMSL_NO	FBATTELLE,	NULL	N	METHOD	000	REG	W	4	20180917	20180921			20180926	00:00:00	20181003	01:33:35	J8212-FS	1	1			d5-EtFOS	ABDO-1839		130	PCT_REC			SURR	SLSP	150	50	20171116				5.1				18-0567	DP-18-0275											
N6247016(	4164		POINT_MU	VC-PM300	NONS	SVOA	537_MOD	ORG	BMSL_NO	FBATTELLE,	NULL	N	METHOD	000	REG	W	4	20180917	20180921			20180926	00:00:00	20181003	01:33:35	J8212-FS	1	1			13C3-PFB	S BDO-2226		144	PCT_REC			SURR	SLSP	150	50	20171116				5.1				18-0567	DP-18-0275											
N6247016(	4164		POINT_MU	VC-PM300	NONS	SVOA	537_MOD	ORG	BMSL_NO	FBATTELLE,	NULL	N	METHOD	DL1	REG	W	4	20180917	20180921			20180926	00:00:00	20181003	01:44:27	J8212-FS	2	1			13C3-PFH	x BDO-2227		125	PCT_REC			SURR	SLSP	150	50	20171116				5.1				18-0567	DP-18-0275											
N6247016(	4164		POINT_MU	VC-PM300	NONS	SVOA	537_MOD	ORG	BMSL_NO	FBATTELLE,	NULL	N	METHOD	DL1	REG	W	4	20180917	20180921			20180926	00:00:00	20181003	01:55:19	J8212-FS	20	1			13C8-PFO	SBDO-2228		108	PCT_REC			SURR	SLSP	150	50	20171116				5.1				18-0567	DP-18-0275											
N6247016(	4164		POINT_MU	VC-PM300	NONS	SVOA	537_MOD	ORG	BMSL_NO	FBATTELLE,	NULL	N	METHOD	000	REG	W	4	20180917	20180921			20180926	00:00:00	20181003	09:42:55	J8213-FS	1	1			Perfluoroh	307-24-4		12.32	NG_L			TRG					20171116		0.17	0.17	5.1	70	0.44	4.39	18-0567	DP-18-0275											
N6247016(	4164		POINT_MU	VC-PM300	NONS	SVOA	537_MOD	ORG	BMSL_NO	FBATTELLE,	NULL	N	METHOD	000	REG	W	4	20180917	20180921			20180926	00:00:00	20181003	09:42:55	J8213-FS	1	1			Perfluoroh	375-85-9		6.68	NG_L			TRG					20171116		0.14	0.14	5.1	70	0.44	4.39	18-0567	DP-18-0275											
N6247016(	4164		POINT_MU	VC-PM300	NONS	SVOA	537_MOD	ORG	BMSL_NO	FBATTELLE,	NULL	N	METHOD	000	REG	W	4	20180917	20180921			20180926	00:00:00	20181003	09:42:55	J8213-FS	1	1			Perfluoroo	335-67-1		22.38	NG_L			TRG					20171116		0.16	0.16	5.1	70	0.44	4.39	18-0567	DP-18-0275											
N6247016(	4164		POINT_MU	VC-PM300	NONS	SVOA	537_MOD	ORG	BMSL_NO	FBATTELLE,	NULL	N	METHOD	000	REG	W	4	20180917	20180921			20180926	00:00:00	20181003	09:42:55	J8213-FS	1	1			Perfluoro	n 375-95-1	J	0.55	NG_L	J		TRG					20171116		0.23	0.23	5.1	70	0.88	4.39	18-0567	DP-18-0275											
N6247016(	4164		POINT_MU	VC-PM300	NONS	SVOA	537_MOD	ORG	BMSL_NO	FBATTELLE,	NULL	N	METHOD	000	REG	W	4	20180917	20180921			20180926	00:00:00	20181003	09:42:55	J8213-FS	1	1			Perfluorod	335-76-2		0.44	NG_L	U		TRG					20171116		0.14	0.14	5.1	70	0.44	4.39	18-0567	DP-18-0275											
N6247016(	4164		POINT_MU	VC-PM300	NONS	SVOA	537_MOD	ORG	BMSL_NO	FBATTELLE,	NULL	N	METHOD	000	REG	W	4	20180917	20180921			20180926	00:00:00	20181003	09:42:55	J8213-FS	1	1			Perfluorou	2058-94-8		0.88	NG_L	U		TRG					20171116		0.25	0.25	5.1	70	0.88	4.39	18-0567	DP-18-0275											
N6247016(	4164		POINT_MU	VC-PM300	NONS	SVOA	537_MOD	ORG	BMSL_NO	FBATTELLE,	NULL	N	METHOD	000	REG	W	4	20180917	20180921			20180926	00:00:00	20181003	09:42:55	J8213-FS	1	1			Perfluorod	307-55-1		0.44	NG_L	U		TRG					20171116		0.16	0.16	5.1	70	0.44	4.39	18-0567	DP-18-0275											
N6247016(	4164		POINT_MU	VC-PM300	NONS	SVOA	537_MOD	ORG	BMSL_NO	FBATTELLE,	NULL	N	METHOD	000	REG	W	4	20180917	20180921			20180926	00:00:00	20181003	09:42:55	J8213-FS	1	1			Perfluorot	72629-94-8		0.44	NG_L	U		TRG					20171116		0.13	0.13	5.1	70	0.44	4.39	18-0567	DP-18-0275											
N6247016(	4164		POINT_MU	VC-PM300	NONS	SVOA	537_MOD	ORG	BMSL_NO	FBATTELLE,	NULL	N	METHOD	000	REG	W	4	20180917	20180921			20180926	00:00:00	20181003	09:42:55	J8213-FS	1	1			Perfluorot	376-06-7		0.88	NG_L	U		TRG					20171116		0.22	0.22	5.1	70	0.88	4.39	18-0567	DP-18-0275											
N6247016(	4164		POINT_MU	VC-PM300	NONS	SVOA	537_MOD	ORG	BMSL_NO	FBATTELLE,	NULL	N	METHOD	000	REG	W	4	20180917	20180921			20180926	00:00:00	20181003	09:42:55	J8213-FS	1	1			N-Methyl	F2355-31-9		1.75	NG_L	U		TRG					20171116		0.49	0.49	5.1	70	1.75	4.39	18-0567	DP-18-0275											
N6247016(	4164		POINT_MU	VC-PM300	NONS	SVOA	537_MOD	ORG	BMSL_NO	FBATTELLE,	NULL	N	METHOD	000	REG	W	4	20180917	20180921			20180926	00:00:00	20181003	09:42:55	J8213-FS	1	1			N-Ethyl Pe	r2991-50-6		0.88	NG_L	U		TRG					20171116		0.43	0.43	5.1	70	0.88	4.39	18-0567	DP-18-0275											
N6247016(	4164		POINT_MU	VC-PM300	NONS	SVOA	537_MOD	ORG	BMSL_NO	FBATTELLE,	NULL	N	METHOD	000	REG	W	4	20180917	20180921			20180926	00:00:00	20181003	09:42:55	J8213-FS	1	1			Perfluorob	375-73-5		25.78	NG_L			TRG					20171116		0.11	0.11	5.1	70	0.44	4.39	18-0567	DP-18-0275											
N6247016(	4164		POINT_MU	VC-PM300	NONS	SVOA	537_MOD	ORG	BMSL_NO	FBATTELLE,	NULL	N	METHOD	000	REG	W	4	20180917	20180921			20180926	00:00:00	20181003	09:42:55	J8213-FS	1	1			Perfluoroh	355-46-4		61.3	NG_L			TRG					20171116		0.1	0.1	5.1	70	0.35	4.39	18-0567	DP-18-0275											
N6247016(	4164		POINT_MU	VC-PM300	NONS	SVOA	537_MOD	ORG	BMSL_NO	FBATTELLE,	NULL	N	METHOD	000	REG	W	4	20180917	20180921			20180926	00:00:00	20181003	09:42:55	J8213-FS	1	1			Perfluoroo	1763-23-1		43.2	NG_L			TRG					20171116		0.17	0.17	5.1	70	0.44	4.39	18-0567	DP-18-0275											
N6247016(	4164		POINT_MU	VC-PM300	NONS	SVOA	537_MOD	ORG	BMSL_NO	FBATTELLE,	NULL	N	METHOD	000	REG	W	4	20180917	20180921			20180926	00:00:00	20181003	09:42:55	J8213-FS	1	1			13C5-PFH	x BDO-2217		119	PCT_REC			SURR	SLSP	150	50	20171116				5.1				18-0567	DP-18-0275											
N6247016(	4164		POINT_MU	VC-PM300	NONS	SVOA	537_MOD	ORG	BMSL_NO	FBATTELLE,	NULL	N	METHOD	000	REG	W	4	20180917	20180921			20180926	00:00:00	20181003	09:42:55	J8213-FS	1	1			13C4-PFH	pBDO-2218		133	PCT_REC			SURR	SLSP	150	50	20171116				5.1				18-0567	DP-18-0275											
N6247016(	4164		POINT_MU	VC-PM300	NONS	SVOA	537_MOD	ORG	BMSL_NO	FBATTELLE,	NULL	N	METHOD	000	REG	W	4	20180917	20180921			20180926	00:00:00	20181003	09:42:55	J8213-FS	1	1			13C8-PFO	ABDO-2219		103	PCT_REC			SURR	SLSP	150	50	20171116				5.1				18-0567	DP-18-0275											
N6247016(	4164		POINT_MU	VC-PM300	NONS	SVOA	537_MOD	ORG	BMSL_NO	FBATTELLE,	NULL	N	METHOD	000	REG	W	4	20180917	20180921			20180926	00:00:00	20181003	09:42:55	J8213-FS	1	1			13C9-PFN	ABDO-2221		98	PCT_REC			SURR	SLSP	150	50	20171116				5.1				18-0567	DP-18-0275											
N6247016(	4164		POINT_MU	VC-PM300	NONS	SVOA	537_MOD	ORG	BMSL_NO	FBATTELLE,	NULL	N	METHOD	000	REG	W	4	20180917	20180921			20180926	00:00:00	20181003	09:42:55	J8213-FS	1	1			13C6-PFD	ABDO-2222		105	PCT_REC			SURR	SLSP	150	50	20171116				5.1				18-0567	DP-18-0275											
N6247016(	4164		POINT_MU	VC-PM300	NONS	SVOA	537_MOD	ORG	BMSL_NO	FBATTELLE,	NULL	N	METHOD	000	REG	W	4	20180917	20180921			20180926	00:00:00	20181003	09:42:55	J8213-FS	1	1			13C7-PFU	nBDO-2223		100	PCT_REC			SURR	SLSP	150	50	20171116				5.1				18-0567	DP-18-0275											
N6247016(	4164		POINT_MU	VC-PM300	NONS	SVOA	537_MOD	ORG	BMSL_NO	FBATTELLE,	NULL	N	METHOD	000	REG	W	4	20180917	20180921			20180926	00:00:00	20181003	09:42:55	J8213-FS	1	1			13C2-PFD	oBDO-2112		100	PCT_REC			SURR	SLSP	150	50	20171116				5.1				18-0567	DP-18-0275											
N6247016(	4164		POINT_MU	VC-PM300	NONS	SVOA	537_MOD	ORG	BMSL_NO	FBATTELLE,	NULL	N	METHOD	000	REG	W	4	20180917	20180921			20180926	00:00:00	20181003	09:42:55	J8213-FS	1	1			13C2-PFT	eBDO-2224		66	PCT_REC			SURR	SLSP	150	50	20171116				5.1				18-0567	DP-18-0275											
N6247016(	4164		POINT_MU	VC-PM300	NONS	SVOA	537_MOD	ORG	BMSL_NO	FBATTELLE,	NULL	N	METHOD	000	REG	W	4	20180917	20180921			20180926	00:00:00	20181003	09:42:55	J8213-FS	1	1			d3-MeFOS	BDO-1838		144	PCT_REC			SURR	SLSP	150	50	20171116				5.1				18-0567	DP-18-0275											
N6247016(	4164		POINT_MU	VC-PM300	NONS	SVOA	537_MOD	ORG	BMSL_NO	FBATTELLE,	NULL	N	METHOD	000	REG	W	4	20180917	20180921			20180926	00:00:00	20181003	09:42:55	J8213-FS	1	1			d5-EtFOS	ABDO-1839		148	PCT_REC			SURR	SLSP	150	50	20171116				5.1				18-0567	DP-18-0275											
N6247016(	4164		POINT_MU	VC-PM300	NONS	SVOA	537_MOD	ORG	BMSL_NO	FBATTELLE,	NULL	N	METHOD	000	REG	W	4	20180917	20180921			20180926	00:00:00	20181003	09:42:55	J8213-FS	1	1			13C3-PFB	S BDO-2226		128	PCT_REC			SURR	SLSP	150	50	20171116				5.1				18-0567	DP-18-0275											
N6247016(	4164		POINT_MU	VC-PM300	NONS	SVOA	537_MOD	ORG	BMSL_NO	FBATTELLE,	NULL	N	METHOD	000	REG	W	4	20180917	20180921			20180926	00:00:00	20181003	09:42:55	J8213-FS	1	1			13C3-PFH	x BDO-2227		147	PCT_REC			SURR	SLSP	150	50	20171116				5.1				18-0567	DP-18-0275											
N6247016(	4164		POINT_MU	VC-PM300	NONS	SVOA	537_MOD	ORG	BMSL_NO	FBATTELLE,	NULL	N	METHOD	000	REG	W	4	20180917	20180921			20180926	00:00:00	20181003	09:42:55	J8213-FS	1	1			13C8-PFO	SBDO-2228		114	PCT_REC			SURR	SLSP	150	50	20171116				5.1				18-0567	DP-18-0275											
N6247016(	4164		POINT_MU	VC-PM372	NONS	SVOA	537_MOD	ORG	BMSL_NO	FBATTELLE,	NULL	N	METHOD	DL1	REG	W	4	20180918	20180921			20180926	00:00:00	20181003	02:27:55	J8214-FS	20	1			Perfluoroh	307-24-4		226.65	NG_L	D		TRG					20171116		3.52	3.52	5.1	70	9.26	92.59	18-0567	DP-18-0275											
N6247016(	4164		POINT_MU	VC-PM372	NONS	SVOA	537_MOD	ORG	BMSL_NO	FBATTELLE,	NULL	N	METHOD	000	REG	W	4	20180918	20180921			20180926	00:00:00	20181003	02:06:11	J8214-FS	1	1			Perfluoroh	375-85-9		42.08	NG_L			TRG					20171116		0.15	0.15	5.1	70	0.46	4.63	18-0567	DP-18-0275											
N6247016(	4164		POINT_MU	VC-PM372	NONS	SVOA	537_MOD	ORG	BMSL_NO	FBATTELLE,	NULL	N	METHOD	DL1	REG	W	4	20180918	20180921			20180926	00:00:00	20181003	02:17:04	J8214-FS	2	1			Perfluoroo	335-67-1		125.77	NG_L	D		TRG					20171116		0.33	0.33	5.1	70	0.93	9.26	18-0567	DP-18-0275											
N6247016(	4164		POINT_MU	VC-PM372	NONS	SVOA	537_MOD	ORG	BMSL_NO	FBATTELLE,	NULL	N	METHOD	000	REG	W	4	20180918	20180921			20180926	00:00:00	20181003	02:06:11	J8214-FS	1	1			Perfluoro	n 375-95-1	J	2.99	NG_L	J		TRG					20171116		0.24	0.24	5.1	70	0.93	4.63	18-0567	DP-18-0275											
N6247016(	4164		POINT_MU	VC-PM372	NONS	SVOA	537_MOD	ORG	BMSL_NO	FBATTELLE,	NULL	N	METHOD	000	REG	W	4	20180918	20180921			20180926	00:00:00	20181003	02:06:11	J8214-FS	1	1			Perfluorod	335-76-2		0.33	NG_L	J		TRG					20171116		0.15	0.15	5.1	70	0.46	4.63	18-0567	DP-18-0275											
N6247016(	4164		POINT_MU	VC-PM372	NONS	SVOA	537_MOD	ORG	BMSL_NO	FBATTELLE,	NULL	N	METHOD	000	REG	W	4	20180918	20180921			20180926	00:00:00	20181003	02:06:11	J8214-FS	1	1			Perfluorou	2058-94-8		0.93	NG_L	U		TRG					20171116		0.27	0.27	5.1	70	0.93	4.63	18-0567	DP-18-0275											
N6247016(	4164		POINT_MU	VC-PM372	NONS	SVOA	537_MOD	ORG	BMSL_NO	FBATTELLE,	NULL	N	METHOD	000	REG	W	4	20180918	20180921			20180926	00:00:00	20181003	02:06:11	J8214-FS	1	1			Perfluorod	307-55-1		0.46	NG_L	U		TRG					20171116		0.17	0.17	5.1	70	0.46	4.63	18-0567	DP-18-0275											
N6247016(	4164		POINT_MU	VC-PM372	NONS	SVOA	537_MOD	ORG	BMSL_NO	FBATTELLE,	NULL	N	METHOD	000	REG	W	4	20180918	20180921			20180926	00:00:00	20181003	02:06:11	J8214-FS	1	1			Perfluorot	72629-94-8		0.46	NG_L	U		TRG					20171116		0.14	0.14	5.1	70	0.46	4.63	18-0567	DP-18-0275											
N6247016(	4164		POINT_MU	VC-PM372	NONS	SVOA	537_MOD	ORG	BMSL_NO	FBATTELLE,	NULL	N	METHOD	000	REG	W	4	20180918	20180921			20180926	00:00:00	20181003	02:06:11	J8214-FS	1	1			Perfluorot	376-06-7		0.93	NG_L	U		TRG					20171116		0.23	0.23	5.1	70	0.93	4.63	18-0567	DP-18-0275											
N6247016(	4164		POINT_MU	VC-PM372	NONS	SVOA	537_MOD	ORG	BMSL_NO	FBATTELLE,	NULL	N	METHOD	000	REG	W	4	20180918	20180921			20180926	00:00:00	20181003	02:06:11	J8214-FS	1	1			N-Methyl	F2355-31-9		1.85	NG_L	U		TRG					20171116		0.52	0.52	5.1	70	1.85	4.63	18-0567	DP-18-0275											
N6247016(	4164		POINT_MU	VC-PM372	NONS	SVOA	537_MOD	ORG	BMSL_NO	FBATTELLE,	NULL	N	METHOD	000	REG	W	4	20180918	20180921			20180926	00:00:00	20181003	02:06:11	J8214-FS	1	1			N-Ethyl Pe	r2991-50-6		0.93	NG_L	U		TRG					20171116		0.45	0.45	5.1	70	0.93	4.63	18-0567	DP-18-0275											
N6247016(	4164		POINT_MU	VC-PM372	NONS	SVOA	537_MOD	ORG	BMSL_NO	FBATTELLE,	NULL	N	METHOD	000	REG	W	4	20180918	20180921			20180926	00:00:00	20181003	02:06:11	J8214-FS	1	1			Perfluorob	375-73-5		102.13	NG_L			TRG					20171116		0.12	0.12	5.1	70	0.46	4.63	18-0567	DP-18-0275											
N6247016(	4164		POINT_MU	VC-PM372	NONS	SVOA	537_MOD	ORG	BMSL_NO	FBATTELLE,	NULL	N	METHOD	DL1	REG	W	4	20180918	20180921			20180926	00:00:00	20181003	02:27:55	J8214-FS	20	1			Perfluoroh	355-46-4		590.05	NG_L	D		TRG					20171116		2.04	2.04	5.1	70	7.41	92.59	18-0567	DP-18-0275											
N6247016(	4164		POINT_MU	VC-PM372	NONS	SVOA	537_MOD	ORG	BMSL_NO	FBATTELLE,	NULL	N	METHOD	DL1	REG	W	4	20180918	20180921			20180926	00:00:00	20181003	02:27:55	J8214-FS	20	1			Perfluoroo	1763-23-1		737.84	NG_L	D		TRG					20171116		3.52	3.52	5.1	70	9.26	92.59	18-0567	DP-18-0275											
N6247016(	4164		POINT_MU	VC-PM372	NONS	SVOA	537_MOD	ORG	BMSL_NO	FBATTELLE,	NULL	N	METHOD	000	REG	W	4	20180918	20180921			20180926	00:00:00	20181003	02:27:55	J8214-FS	20	1			13C5-PFH	x BDO-2217		121	PCT_REC			SURR	SLSP	150	50	20171116				5.1				18-0567	DP-18-0275											
N6247016(	4164		POINT_MU	VC-PM372	NONS	SVOA	537_MOD	ORG	BMSL_NO	FBATTELLE,	NULL	N	METHOD	000	REG	W	4	20180918	20180921			20180926	00:00:00	20181003	02:06:11	J8214-FS	1	1			13C4-PFH	pBDO-2218		113	PCT_REC			SURR	SLSP	150

Contract_I	DO_CTO_N	Phase	Installatior	Sample_Nu	CH2M_Cor	Analysis_G	Analytical_	PRC_Code	Lab_Code	Lab_Name	Leachate_I	SAMPLE_B	Extraction_	Result_Typ	Lab_QC_ty	SAMPLE_N	QC_Level	DateTime_	Date_Rece	Leachate_I	Leachate_	Extraction_	Extraction_	Analysis_D	Analysis_T	Lab_Sampl	Dilution	Run_Numb	PERCENT_I	PERCENT_I	Chem_Nan	Analyte_ID	Analyte_Vi	Original_A	Result_Uni	Lab_Qualif	Validator_	QC_Colum	Analysis_R	Result_Nat	QC_Contro	QC_Accura	QC_Accura	Control_Lir	QC_Narrat	MDL	Detection_Q	SM_Vers	DL	LOD	LOQ	SDG	Analysis_B	Validator_	Val_Date
N6247016	4164		POINT_MU	VC-PM372	NONS	SVOA	537_MOD	ORG	BMSL_NO	FBATTELLE,	NULL	N	METHOD	000	REG	W	4	20180918	20180921			20180926	00:00:00	20181003	03:54:50	J8216-FS	1	1			13C8-PFO	A	BDO-2219	88	PCT_REC			SURR	SLSP	150	50	20171116				5.1				18-0567	DP-18-0275			

Contract_I	DO_CTO_N	Phase	Installatior	Sample_Nu	CH2M_Cor	Analysis_G	Analytical_	PRC_Code	Lab_Code	Lab_Name	Leachate_I	SAMPLE_B	Extraction_	Result_Typ	Lab_QC_ty	SAMPLE_N	QC_Level	DateTime_	Date_Rece	Leachate_I	Leachate_	Extraction_	Extraction_	Analysis_D	Analysis_T	Lab_Sampl	Dilution	Run_Numb	PERCENT_I	PERCENT_I	Chem_Nan	Analyte_ID	Analyte_Vi	Original_A	Result_Uni	Lab_Qualif	Validator_	QC_Colum	Analysis_R	Result_Nar	QC_Contro	QC_Accura	QC_Accura	Control_Lir	QC_Narrat	MDL	Detection_	QSM_Vers	DL	LOD	LOQ	SDG	Analysis_B	Validator_	Val_Date
N6247016	4164		POINT_MU	VC-PM649	NONS	SVOA	537_MOD	ORG	BMSL_NO	FBATTELLE,	NULL	N	METHOD	DL1	REG	W	4	20180918	20180921			20180926	00:00:00	20181003	08:59:24	J8243-FS	10	1			13C3-PFBS	BDO-2226		141	PCT_REC			SURR	SLSP	150	50	20171116				5.1				18-0567	DP-18-0275		
N6247016	4164		POINT_MU	VC-PM649	NONS	SVOA	537_MOD	ORG	BMSL_NO	FBATTELLE,	NULL	N	METHOD	DL1	REG	W	4	20180918	20180921			20180926	00:00:00	20181003	06:26:58	J8243-FS	100	1			13C3-PFHx	BDO-2227		104	PCT_REC			SURR	SLSP	150	50	20171116				5.1				18-0567	DP-18-0275		
N6247016	4164		POINT_MU	VC-PM649	NONS	SVOA	537_MOD	ORG	BMSL_NO	FBATTELLE,	NULL	N	METHOD	DL1	REG	W	4	20180918	20180921			20180926	00:00:00	20181003	08:59:24	J8243-FS	10	1			13C8-PFOS	BDO-2228		110	PCT_REC			SURR	SLSP	150	50	20171116				5.1				18-0567	DP-18-0275		
N6247016	4164		POINT_MU	VC-PM649	NONS	SVOA	537_MOD	ORG	BMSL_NO	FBATTELLE,	NULL	N	METHOD	DL1	REG	W	4	20180918	20180921			20180926	00:00:00	20181003	07:43:10	J8244-FS	312.5	1			Perfluoroh	307-24-4	6065.93	NG_L	D			TRG				20171116	54.98	54.98	5.1	70	144.68	1446.76	18-0567	DP-18-0275		
N6247016	4164		POINT_MU	VC-PM649	NONS	SVOA	537_MOD	ORG	BMSL_NO	FBATTELLE,	NULL	N	METHOD	DL1	REG	W	4	20180918	20180921			20180926	00:00:00	20181003	07:54:03	J8244-FS	50	1			Perfluoroh	375-85-9	1309.51	NG_L	D			TRG				20171116	7.41	7.41	5.1	70	23.15	231.48	18-0567	DP-18-0275		
N6247016	4164		POINT_MU	VC-PM649	NONS	SVOA	537_MOD	ORG	BMSL_NO	FBATTELLE,	NULL	N	METHOD	DL1	REG	W	4	20180918	20180921			20180926	00:00:00	20181003	17:02:30	J8244-FS	3125	1			Perfluoroo	335-67-1	15895.91	NG_L	D			TRG				20171116	520.83	520.83	5.1	70	1446.76	14467.59	18-0567	DP-18-0275		
N6247016	4164		POINT_MU	VC-PM649	NONS	SVOA	537_MOD	ORG	BMSL_NO	FBATTELLE,	NULL	N	METHOD	000	REG	W	4	20180918	20180921			20180926	00:00:00	20181003	07:21:24	J8244-FS	1	1			Perfluoro	375-95-1	7.64	NG_L				TRG				20171116	0.24	0.24	5.1	70	0.93	4.63	18-0567	DP-18-0275		
N6247016	4164		POINT_MU	VC-PM649	NONS	SVOA	537_MOD	ORG	BMSL_NO	FBATTELLE,	NULL	N	METHOD	000	REG	W	4	20180918	20180921			20180926	00:00:00	20181003	07:21:24	J8244-FS	1	1			Perfluorod	335-76-2	0.46	NG_L	U			TRG				20171116	0.15	0.15	5.1	70	0.46	4.63	18-0567	DP-18-0275		
N6247016	4164		POINT_MU	VC-PM649	NONS	SVOA	537_MOD	ORG	BMSL_NO	FBATTELLE,	NULL	N	METHOD	000	REG	W	4	20180918	20180921			20180926	00:00:00	20181003	07:21:24	J8244-FS	1	1			Perfluorou	2058-94-8	0.93	NG_L	U			TRG				20171116	0.27	0.27	5.1	70	0.93	4.63	18-0567	DP-18-0275		
N6247016	4164		POINT_MU	VC-PM649	NONS	SVOA	537_MOD	ORG	BMSL_NO	FBATTELLE,	NULL	N	METHOD	000	REG	W	4	20180918	20180921			20180926	00:00:00	20181003	07:21:24	J8244-FS	1	1			Perfluorod	307-55-1	0.46	NG_L	U			TRG				20171116	0.17	0.17	5.1	70	0.46	4.63	18-0567	DP-18-0275		
N6247016	4164		POINT_MU	VC-PM649	NONS	SVOA	537_MOD	ORG	BMSL_NO	FBATTELLE,	NULL	N	METHOD	000	REG	W	4	20180918	20180921			20180926	00:00:00	20181003	07:21:24	J8244-FS	1	1			Perfluorot	72629-94-8	0.46	NG_L	U			TRG				20171116	0.14	0.14	5.1	70	0.46	4.63	18-0567	DP-18-0275		
N6247016	4164		POINT_MU	VC-PM649	NONS	SVOA	537_MOD	ORG	BMSL_NO	FBATTELLE,	NULL	N	METHOD	000	REG	W	4	20180918	20180921			20180926	00:00:00	20181003	07:21:24	J8244-FS	1	1			Perfluorot	376-06-7	0.93	NG_L	U			TRG				20171116	0.23	0.23	5.1	70	0.93	4.63	18-0567	DP-18-0275		
N6247016	4164		POINT_MU	VC-PM649	NONS	SVOA	537_MOD	ORG	BMSL_NO	FBATTELLE,	NULL	N	METHOD	000	REG	W	4	20180918	20180921			20180926	00:00:00	20181003	07:21:24	J8244-FS	1	1			N-Methyl	FOSA-31-9	1.85	NG_L	U			TRG				20171116	0.52	0.52	5.1	70	1.85	4.63	18-0567	DP-18-0275		
N6247016	4164		POINT_MU	VC-PM649	NONS	SVOA	537_MOD	ORG	BMSL_NO	FBATTELLE,	NULL	N	METHOD	000	REG	W	4	20180918	20180921			20180926	00:00:00	20181003	07:21:24	J8244-FS	1	1			N-Ethyl Pe	r2991-50-6	0.93	NG_L	U			TRG				20171116	0.45	0.45	5.1	70	0.93	4.63	18-0567	DP-18-0275		
N6247016	4164		POINT_MU	VC-PM649	NONS	SVOA	537_MOD	ORG	BMSL_NO	FBATTELLE,	NULL	N	METHOD	DL1	REG	W	4	20180918	20180921			20180926	00:00:00	20181003	07:43:10	J8244-FS	312.5	1			Perfluorob	375-73-5	1614.4	NG_L	D			TRG				20171116	37.62	37.62	5.1	70	144.68	1446.76	18-0567	DP-18-0275		
N6247016	4164		POINT_MU	VC-PM649	NONS	SVOA	537_MOD	ORG	BMSL_NO	FBATTELLE,	NULL	N	METHOD	DL1	REG	W	4	20180918	20180921			20180926	00:00:00	20181003	07:43:10	J8244-FS	312.5	1			Perfluoroh	355-46-4	14647	NG_L	D			TRG				20171116	31.83	31.83	5.1	70	115.74	1446.76	18-0567	DP-18-0275		
N6247016	4164		POINT_MU	VC-PM649	NONS	SVOA	537_MOD	ORG	BMSL_NO	FBATTELLE,	NULL	N	METHOD	DL1	REG	W	4	20180918	20180921			20180926	00:00:00	20181003	07:54:03	J8244-FS	50	1			Perfluoroo	1763-23-1	774.98	NG_L	D			TRG				20171116	8.8	8.8	5.1	70	23.15	231.48	18-0567	DP-18-0275		
N6247016	4164		POINT_MU	VC-PM649	NONS	SVOA	537_MOD	ORG	BMSL_NO	FBATTELLE,	NULL	N	METHOD	DL1	REG	W	4	20180918	20180921			20180926	00:00:00	20181003	07:32:17	J8244-FS	25	1			13C5-PFHx	BDO-2217		77	PCT_REC			SURR	SLSP	150	50	20171116				5.1				18-0567	DP-18-0275		
N6247016	4164		POINT_MU	VC-PM649	NONS	SVOA	537_MOD	ORG	BMSL_NO	FBATTELLE,	NULL	N	METHOD	DL1	REG	W	4	20180918	20180921			20180926	00:00:00	20181003	07:32:17	J8244-FS	25	1			13C4-PFHp	BDO-2218		82	PCT_REC			SURR	SLSP	150	50	20171116				5.1				18-0567	DP-18-0275		
N6247016	4164		POINT_MU	VC-PM649	NONS	SVOA	537_MOD	ORG	BMSL_NO	FBATTELLE,	NULL	N	METHOD	DL1	REG	W	4	20180918	20180921			20180926	00:00:00	20181003	17:02:30	J8244-FS	3125	1			13C8-PFOA	BDO-2219		113	PCT_REC			SURR	SLSP	150	50	20171116				5.1				18-0567	DP-18-0275		
N6247016	4164		POINT_MU	VC-PM649	NONS	SVOA	537_MOD	ORG	BMSL_NO	FBATTELLE,	NULL	N	METHOD	DL1	REG	W	4	20180918	20180921			20180926	00:00:00	20181003	07:54:03	J8244-FS	50	1			13C9-PFNA	BDO-2221		92	PCT_REC			SURR	SLSP	150	50	20171116				5.1				18-0567	DP-18-0275		
N6247016	4164		POINT_MU	VC-PM649	NONS	SVOA	537_MOD	ORG	BMSL_NO	FBATTELLE,	NULL	N	METHOD	000	REG	W	4	20180918	20180921			20180926	00:00:00	20181003	07:21:24	J8244-FS	1	1			13C6-PFDA	BDO-2222		98	PCT_REC			SURR	SLSP	150	50	20171116				5.1				18-0567	DP-18-0275		
N6247016	4164		POINT_MU	VC-PM649	NONS	SVOA	537_MOD	ORG	BMSL_NO	FBATTELLE,	NULL	N	METHOD	000	REG	W	4	20180918	20180921			20180926	00:00:00	20181003	07:21:24	J8244-FS	1	1			13C7-PFUn	BDO-2223		109	PCT_REC			SURR	SLSP	150	50	20171116				5.1				18-0567	DP-18-0275		
N6247016	4164		POINT_MU	VC-PM649	NONS	SVOA	537_MOD	ORG	BMSL_NO	FBATTELLE,	NULL	N	METHOD	000	REG	W	4	20180918	20180921			20180926	00:00:00	20181003	07:21:24	J8244-FS	1	1			13C2-PFDo	BDO-2112		119	PCT_REC			SURR	SLSP	150	50	20171116				5.1				18-0567	DP-18-0275		
N6247016	4164		POINT_MU	VC-PM649	NONS	SVOA	537_MOD	ORG	BMSL_NO	FBATTELLE,	NULL	N	METHOD	000	REG	W	4	20180918	20180921			20180926	00:00:00	20181003	07:21:24	J8244-FS	1	1			13C2-PFTe	BDO-2224		76	PCT_REC			SURR	SLSP	150	50	20171116				5.1				18-0567	DP-18-0275		
N6247016	4164		POINT_MU	VC-PM649	NONS	SVOA	537_MOD	ORG	BMSL_NO	FBATTELLE,	NULL	N	METHOD	DL1	REG	W	4	20180918	20180921			20180926	00:00:00	20181003	07:54:03	J8244-FS	50	1			d3-MeFOS	BDO-1838		106	PCT_REC			SURR	SLSP	150	50	20171116				5.1				18-0567	DP-18-0275		
N6247016	4164		POINT_MU	VC-PM649	NONS	SVOA	537_MOD	ORG	BMSL_NO	FBATTELLE,	NULL	N	METHOD	DL1	REG	W	4	20180918	20180921			20180926	00:00:00	20181003	07:54:03	J8244-FS	50	1			d5-EtFOSA	BDO-1839		134	PCT_REC			SURR	SLSP	150	50	20171116				5.1				18-0567	DP-18-0275		
N6247016	4164		POINT_MU	VC-PM649	NONS	SVOA	537_MOD	ORG	BMSL_NO	FBATTELLE,	NULL	N	METHOD	DL1	REG	W	4	20180918	20180921			20180926	00:00:00	20181003	07:54:03	J8244-FS	50	1			13C3-PFBS	BDO-2226		134	PCT_REC			SURR	SLSP	150	50	20171116				5.1				18-0567	DP-18-0275		
N6247016	4164		POINT_MU	VC-PM649	NONS	SVOA	537_MOD	ORG	BMSL_NO	FBATTELLE,	NULL	N	METHOD	DL1	REG	W	4	20180918	20180921			20180926	00:00:00	20181003	07:54:03	J8244-FS	50	1			13C3-PFHx	BDO-2227		106	PCT_REC			SURR	SLSP	150	50	20171116				5.1				18-0567	DP-18-0275		
N6247016	4164		POINT_MU	VC-PM649	NONS	SVOA	537_MOD	ORG	BMSL_NO	FBATTELLE,	NULL	N	METHOD	DL1	REG	W	4	20180918	20180921			20180926	00:00:00	20181003	07:54:03	J8244-FS	50	1			13C8-PFOS	BDO-2228		102	PCT_REC			SURR	SLSP	150	50	20171116				5.1				18-0567	DP-18-0275		
N6247016	4164		POINT_MU	VC-PM649	NONS	SVOA	537_MOD	ORG	BMSL_NO	FBATTELLE,	NULL	N	METHOD	DL1	REG	W	4	20180918	20180921			20180926	00:00:00	20181003	08:37:38	J8245-FS	50	1			Perfluoroh	307-24-4	1402.98	NG_L	D			TRG				20171116	8.48	8.48	5.1	70	22.32	223.21	18-0567	DP-18-0275		
N6247016	4164		POINT_MU	VC-PM649	NONS	SVOA	537_MOD	ORG	BMSL_NO	FBATTELLE,	NULL	N	METHOD	DL1	REG	W	4	20180918	20180921			20180926	00:00:00	20181003	08:26:44	J8245-FS	25	1			Perfluoroh	375-85-9	550.72	NG_L	D			TRG				20171116	3.57	3.57	5.1	70	11.16	111.61	18-0567	DP-18-0275		
N6247016	4164		POINT_MU	VC-PM649	NONS	SVOA	537_MOD	ORG	BMSL_NO	FBATTELLE,	NULL	N	METHOD	DL1	REG	W	4	20180918	20180921			20180926	00:00:00	20181003	08:37:38	J8245-FS	50	1			Perfluoroo	335-67-1	1406.41	NG_L	D			TRG				20171116	8.04	8.04	5.1	70	22.32	223.21	18-0567	DP-18-0275		
N6247016	4164		POINT_MU	VC-PM649	NONS	SVOA	537_MOD	ORG	BMSL_NO	FBATTELLE,	NULL	N	METHOD	000	REG	W	4	20180918	20180921			20180926	00:00:00	20181003	08:04:56	J8245-FS	1	1			Perfluoro	375-95-1	11.26	NG_L				TRG				20171116	0.23	0.23	5.1	70	0.89	4.46	18-0567	DP-18-0275		
N6247016	4164		POINT_MU	VC-PM649	NONS	SVOA	537_MOD	ORG	BMSL_NO	FBATTELLE,	NULL	N	METHOD	000	REG	W	4	20180918	20180921			20180926	00:00:00	20181003	08:04:56	J8245-FS	1	1			Perfluorod	335-76-2	1.24	NG_L	J			TRG				20171116	0.14	0.14	5.1	70	0.45	4.46	18-0567	DP-18-0275		
N6247016	4164		POINT_MU	VC-PM649	NONS	SVOA	537_MOD	ORG	BMSL_NO	FBATTELLE,	NULL	N	METHOD	000	REG	W	4	20180918	20180921			20180926	00:00:00	20181003	08:04:56	J8245-FS	1	1			Perfluorou	2058-94-8	0.89	NG_L	U			TRG				20171116	0.26	0.26	5.1	70	0.89	4.46	18-0567	DP-18-0275		
N6247016	4164		POINT_MU	VC-PM649	NONS	SVOA	537_MOD	ORG	BMSL_NO	FBATTELLE,	NULL	N	METHOD	000	REG	W	4	20180918	20180921			20180926	00:00:00	20181003	08:04:56	J8245-FS	1	1			Perfluorod	307-55-1	0.45	NG_L	U			TRG				20171116	0.16	0.16	5.1	70	0.45	4.46	18-0567	DP-18-0275		
N6247016	4164		POINT_MU	VC-PM649	NONS	SVOA	537_MOD	ORG	BMSL_NO	FBATTELLE,	NULL	N	METHOD	000	REG	W	4	20180918	20180921			20180926	00:00:00	20181003	08:04:56	J8245-FS	1	1			Perfluorot	72629-94-8	0.45	NG_L	U			TRG				20171116	0.13	0.13	5.1	70	0.45	4.46	18-0567	DP-18-0275		
N6247016	4164		POINT_MU	VC-PM649	NONS	SVOA	537_MOD	ORG	BMSL_NO	FBATTELLE,	NULL	N	METHOD	000	REG	W	4	20180918	20180921			20180926	00:00:00	20181003	08:04:56	J8245-FS	1	1			Perfluorot	376-06-7	0.89	NG_L	U			TRG				20171116	0.22	0.22	5.1	70	0.89	4.46	18-0567	DP-18-0275		
N6247016	4164		POINT_MU	VC-PM649	NONS	SVOA	537_MOD	ORG	BMSL_NO	FBATTELLE,	NULL	N	METHOD	000	REG	W	4	20180918	20180921			20180926	00:00:00	20181003	08:04:56	J8245-FS	1	1			N-Methyl	FOSA-31-9	1.79	NG_L	U			TRG				20171116	0.5	0.5	5.1	70	1.79	4.46	18-0567	DP-18-0275		
N6247016	4164		POINT_MU	VC-PM649	NONS	SVOA	537_MOD	ORG	BMSL_NO	FBATTELLE,	NULL	N	METHOD	000	REG	W	4	20180918	20180921			20180926	00:00:00	20181003	08:04:56	J8245-FS	1	1			N-Ethyl Pe	r2991-50-6	0.89	NG_L	U			TRG				20171116	0.44	0.44	5.1	70	0.89	4.46	18-0567	DP-18-0275		
N6247016	4164		POINT_MU	VC-PM649	NONS	SVOA	537_MOD	ORG	BMSL_NO	FBATTELLE,	NULL	N	METHOD	DL1	REG	W	4	20180918	20180921			20180926	00:00:00	20181003	08:15:51	J8245-FS	5	1			Perfluorob	375-73-5	239.42	NG_L	D			TRG				20171116	0.58	0.58	5.1	70	2.23	22.32	18-0567	DP-18-0275		
N6247016	4164		POINT_MU	VC-PM649	NONS	SVOA	537_MOD	ORG	BMSL_NO	FBATTELLE,	NULL	N	METHOD	DL1	REG	W	4	20180918	20180921			20180926	00:00:00	20181003	08:37:38	J8245-FS	50	1			Perfluoroh	355-46-4	2501.93	NG_L	D			TRG				20171116	4.91	4.91	5.1	70	17.86	223.21	18-0567	DP-18-0275		
N6247016	4164		POINT_MU	VC-PM649	NONS	SVOA	537_MOD	ORG	BMSL_NO	FBATTELLE,	NULL	N	METHOD	DL1	REG	W	4	20180918	20180921			20180926	00:00:00	20181003	08:37:38	J8245-FS	50	1			Perfluoroo	1763-23-1	2200.42	NG_L	D			TRG				20171116	8.48	8.48	5.1	70	22.32	223.21	18-0567	DP-18-0275		
N6247016	4164		POINT_MU	VC-PM649	NONS	SVOA	537_MOD	ORG	BMSL_NO	FBATTELLE,	NULL	N	METHOD	DL1	REG	W	4	20180918	20180921			20180926	00:00:00	20181003	08:37:38	J8245-FS	50	1			13C5-PFHx	BDO-2217		112	PCT_REC			SURR	SLSP	150	50	20171116				5.1				18-0567	DP-18-0275		
N6247016	4164		POINT_MU	VC-PM649	NONS	SVOA	537_MOD	ORG	BMSL_NO	FBATTELLE,	NULL	N	METHOD	DL1	REG	W	4	20180918	20180921			20180926	00:00:00	20181003	08:26:44	J8245-FS	25	1			13C4-PFHp	BDO-2218		115	PCT_REC			SURR	SLSP	150	50	20171116				5.1				18-0567	DP-18-0275		
N6247016	4164		POINT_MU	VC-PM649	NONS	SVOA	537_MOD	ORG	BMSL_NO	FBATTELLE,	NULL	N	METHOD	DL1	REG	W	4	20180918	20180921			20180926	00:00:00	20181003	08:37:38	J8245-FS	50	1			13C8-PFOA	BDO-2219		104	PCT_REC			SURR	SLSP	150	50	20171116				5.1				18-0567	DP-18-0275		
N6247016	4164		POINT_MU	VC-PM649	NONS	SVOA	537_MOD	ORG	BMSL_NO	FBATTELLE,	NULL	N	METHOD	DL1	REG	W	4	20180918	20180921			20180926	00:00:00	20181003	08:37:38	J8245-FS	50	1			13C9-PFNA	BDO-2221		104	PCT_REC			SURR	SLSP	150	50	20171116				5.1				18-0567	DP-18-0275		
N6247016	4164		POINT_MU	VC-PM649	NONS	SVOA	537_MOD	ORG	BMSL_NO	FBATTELLE,	NULL	N	METHOD	000	REG	W	4	20180918	20180921			20180926	00:00:00	20181003	08:04:56	J8245-FS	1	1			13C6-PFDA	BDO-2222		100	PCT_REC			SURR	SLSP	150	50	20171116				5.1				18-0567	DP-18-0275		
N6247016	4164		POINT_MU	VC-PM649	NONS	SVOA	537_MOD	ORG	BMSL_NO	FBATTELLE,	NULL	N	METHOD	000	REG	W	4	20180918	20180921			20180926	00:00:00	20181003	08:04:56	J8245-FS	1	1			13C7-PFUn	BDO-2223		94	PCT_REC			SURR	SLSP	150	50	20171116				5.1				18-0567	DP-18-0275		
N6247016	4164		POINT_MU	VC-PM649	NONS	SVOA	537_MOD	ORG	BMSL_NO	FBATTELLE,	NULL	N	METHOD	000	REG	W	4	20180918	20180921			20180926	00:00:00	20181003	08:04:56	J8245-FS	1	1			13C2-PFDo	BDO-2112		92	PCT_REC			SURR	SLSP	150	50	20171116				5.1				18-0567	DP-18-0275		
N6247016	4164		POINT_MU	VC-PM649	NONS	SVOA	537_MOD	ORG	BMSL_NO	FBATTELLE,	NULL	N	METHOD	000	REG	W	4	20180918	20180921			20180926	00:00:00	20181003	08:04:56	J8245-FS	1	1			13C2-PFTe	BDO-2224		82	PCT_REC			SURR	SLSP	150	50	20171116				5.1				18-0567	DP-18-0275		
N6247016	4164		POINT_MU	VC-PM649	NONS	SVOA	537_MOD	ORG	BMSL_NO	FBATTELLE,	NULL	N	METHOD	DL1	REG	W	4	20180918	20180921			20180926	00:00:00	20181003	08:37:38	J8245-FS	50	1			d3-MeFOS	BDO-1838		108	PCT_REC			SURR	SLSP	150	50	20171116				5.1				18-0567	DP-18-0275		
N6247016	4164		POINT_MU	VC-PM649	NONS	SVOA	537_MOD	ORG	BMSL_NO	FBATTELLE,	NULL	N	METHOD	DL1	REG	W	4	20180918	20180921			20180926	00:00:00	20181003	08:37:38	J8245-FS	50	1			d5-EtFOSA	BDO-1839		116	PCT_REC			SURR	SLSP	150	50	20171116				5.1				18-0567	DP-18-0275		
N6247016	4164		POINT_MU	VC-PM649	NONS	SVOA	537_MOD	ORG	BMSL_NO	FBATTELLE,	NULL	N	METHOD	DL1	REG	W	4	20180918	20180921			20180926	00:00:00	20181003	08:15:51	J8245-FS	5	1			13C3-PFBS	BDO-2226		148	PCT_REC			SURR	SLSP	150	50	20171116				5.1				18-0567	DP-18-0275		
N6247016	4164		POINT_MU	VC-PM649	NONS	SVOA	537_MOD	ORG	BMSL_NO	FBATTELLE,	NULL	N	METHOD	DL1	REG	W	4	20180918	20180921			20180926	00:00:00	20181003	08:37:38	J8245-FS	50	1			13C3-PFHx	BDO-2227		112	PCT_REC			SURR	SLSP	150	50	20171116				5.1				18-0567	DP-18-0275		
N6247016	4164		POINT_MU	VC-PM649	NONS	SVOA	537_MOD	ORG	BMSL_NO	FBATTELLE,	NULL	N	METHOD	DL1	REG	W	4	20180918	20180921			20180926	00:00:00	20181003	08:37:38	J8245-FS	50	1			13C8-PFOS	BDO-2228		112	PCT_REC			SURR	SLSP	150	50	20171116				5.1				18-0567	DP-18-0275		

ENVIRONMENTAL
Data Services, Inc.

DATA VALIDATION SUMMARY REPORT
NAVAL BASE VENTURA COUNTY, CALIFORNIA

Client: CH2M HILL, Inc., Corvallis, Oregon
SDG: 18-0567
Laboratory: Battelle Norwell Operations, Norwell, Massachusetts
Site: Naval Base Ventura County, CTO-4164, California
Date: January 11, 2019

PFCs			
EDS ID	Client Sample ID	Laboratory Sample ID	Matrix
1	VP-PM3009-DW01-0918	J8210-FS	Water
2	VP-PM3009-DW02-0918	J8211-FS	Water
3	VP-PM3009-DW02P-0918	J8212-FS	Water
4	VP-PM3009-DW03-0918	J8213-FS	Water
5	VP-PM372-DW01-0918	J8214-FS	Water
6	VP-PM372-DW02-0918	J8215-FS	Water
7	VP-PM372-DW02P-0918	J8216-FS	Water
8	VP-PM372-DW03-0918	J8217-FS	Water
9	VP-PM649-DW01-0918	J8241-FS	Water
10	VP-PM649-DW01P-0918	J8242-FS	Water
11	VP-PM649-DW02-0918	J8243-FS	Water
12	VP-PM649-DW03-0918	J8244-FS	Water
13	VP-PM649-DW04-0918	J8245-FS	Water

A full data validation was performed on the analytical data for thirteen water samples collected on September 17-18, 2018 by CH2M HILL at the Naval Base Ventura County site in California. The samples were analyzed under the Battelle SOP Method for "Analysis of Perfluoroalkyl Substances in Environmental Samples by Liquid Chromatography and Tandem Mass Spectrometry (LC-MS/MS)".

Specific method references are as follows:

Analysis	*Method References*
PFCs	SOP 5-369

The data have been validated according to the protocols and quality control (QC) requirements of the analytical method, the DoD Quality Systems Manual for Environmental Laboratories, Version 5.1, February 2018, the Final Sampling and Analysis Plan Basewide Preliminary Assessments/Site Inspections of Per- and Polyfluoroalkyl Substances, August 2018, and the USEPA National Functional Guidelines for Organic Data Review as follows:

- The USEPA "Contract Laboratories Program National Functional Guidelines for Organic Superfund Methods Data Review," January 2017;
- and the reviewer's professional judgment.

The following data quality indicators were reviewed for this report:

Organics

- Date Completeness, Case Narrative & Custody Documentation
- Holding times
- Liquid Chromatography/Mass Spectrometry (LC/MS) Tuning
- Initial and continuing calibration summaries
- Method blank and field QC blank contamination
- Surrogate Spike recoveries
- Matrix Spike/Matrix Spike Duplicate (MS/MSD) recoveries
- Laboratory Control Sample/Laboratory Control Sample Duplicate (LCS/LCSD) recoveries
- Internal standard area and retention time summary forms
- Target Compound Identification
- Compound Quantitation
- Field Duplicate sample precision

A full (Level IV) data validation was performed with this review including a recalculation of 10% of the detected results in the samples.

Data Usability Assessment

There were no rejections of data.

Overall the data is acceptable for the intended purposes as qualified for the deficiencies detailed in this report.

Please note that any results qualified (U) due to blank contamination may be then qualified (J) due to another action. Therefore, the results may be qualified (UJ) due to the culmination of the blank contaminations and actions from other exceedances of QC criteria.

Perfluorinated Compounds (PFCs)

Data Completeness, Case Narrative & Custody Documentation

- The case narrative and chain-of-custody documentation were included in the data package as required. All criteria were met.

Holding Times

- All samples were extracted within 14 days for water samples and analyzed within 28 days.

LC/MS Tuning

- All criteria were met.

Initial Calibration

- All relative standard deviation (%RSD) and/or correlation coefficients criteria were met.

Continuing Calibration

- All percent recovery (%R) criteria were met.

Method Blank

- The method blanks exhibited the following contamination.

Blank ID	Compound	Conc. ng/L	Qualifier	Affected Samples
KB35IB	PFBS	0.13	None	All >10X
CR845PB-FS	PFOA	0.71	None	All >10X

Field QC Blank

- Field QC samples are summarized below.

Blank ID	Compound	Conc. ng/L	Qualifier	Affected Samples
VC-AQ-EB01-0918	PFDoA	0.19	None	See FB01
	PFTrDA	0.31	None	
	PFTeDA	0.38	None	
	PFHxS	0.11	None	All >10X
	PFOS	8.59	U	4, 8
VC-AQ-FB01-0918	PFDoA	0.23	None	All ND
	PFTrDA	0.44	None	
	PFTeDA	0.53	None	

Surrogate Spike Recoveries

- All samples exhibited acceptable surrogate %R values.

Matrix Spike/Matrix Spike Duplicate (MS/MSD) Recoveries

- MS/MSD samples were not analyzed.

Laboratory Control Samples

- The LCS samples exhibited acceptable percent recoveries (%R).

Internal Standard (IS) Area Performance

- All internal standards met response and retention time (RT) criteria.

Target Compound Identification

- All mass spectra and quantitation criteria were met.

Compound Quantitation

- Several samples were analyzed at various dilutions due to high concentrations of target compounds. The reporting limits were adjusted accordingly. No action was required.

Field Duplicate Sample Precision

- Field duplicate results are summarized below. The precision was unacceptable for PFOS in one field duplicate pair. These results were qualified as estimated (J).

Compound	VC-PM3009-DW02-0918 ng/L	VC-PM3009-DW02P-0918 ng/L	RPD	Qualifier
PFHxA	56.57	53.23	6%	None
PFHpA	35.42	34.24	3%	
PFOA	107.85	107.45	0%	
PFNA	15.21	13.87	9%	
PFDA	1.10	0.78	34%	None - <5X LOQ
PFBS	32.57	29.39	10%	None
PFHxS	119.15	111.24	7%	
PFOS	710.24	701.28	1%	

Compound	VC-PM372-DW02-0918 ng/L	VC-PM372-DW02P-0918 ng/L	RPD	Qualifier
PFHxA	92.79	108.98	16%	None
PFHpA	35.94	39.20	9%	
PFOA	74.99	82.30	9%	
PFNA	1.67	2.42	37%	None - <5X LOQ
PFDA	0.34	1.05	102%	
PFBS	208.46	232.80	11%	None
PFHxS	799.17	720.54	10%	
PFOS	89.41	150.94	51%	J

Compound	VC-PM649-DW01-0918 ng/L	VC-PM649-DW01P-0918 ng/L	RPD	Qualifier
PFHxA	3544.53	4304.75	19%	None
PFHpA	679.58	819.69	19%	
PFOA	2173.42	2525.82	15%	
PFNA	61.64	61.22	1%	
PFDA	2.32	2.19	6%	
PFBS	312.59	310.11	1%	
PFHxS	6908.10	8102.55	16%	
PFOS	8015.42	9024.22	12%	

Please contact the undersigned at (757) 564-0090 if you have any questions or need further information.

Signed: Nancy Weaver Dated: 1/11/19

Nancy Weaver
Senior Chemist

Data Qualifier	Definition
U	The analyte was analyzed for, but was not detected above the level of the reported sample quantitation limit.
J	The analyte is an estimated quantity. The associated numerical value is the approximate concentration of the analyte in the sample.
J+	The result is an estimated quantity, but the result may be biased high.
J-	The result is an estimated quantity, but the result may be biased low.
NJ	The analysis has been "tentatively identified" or "presumptively" as present and the associated numerical value is the estimated concentration in the samples.
UJ	The analyte was analyzed for but was not detected. The reported quantitation limits is approximate and may be inaccurate or imprecise.
R	The data are unusable. The sample results are rejected due to serious deficiencies in meeting QC criteria. The analyte may or may not be present in the samples.

BATTELLE
it can be done

Project Client: CH2M
Project Name: CTO-4164 Naval Base Ventura County, California
Project No.: 100110125-01

Client ID	VC-PM3009-DW01-0918			
Battelle ID	J8210-FS			
Sample Type	SA			
Collection Date	09/17/2018			
Extraction Date	09/26/2018			
Analysis Date	10/02/2018			
Analytical Instrument	Sciex 5500 LC/MS/MS			
% Moisture	NA			
Matrix	GW			
Sample Size	0.275			
Size Unit-Basis	L			
Units	ng/L	MDL	LOD	LOQ
PFHxA	1473.94 D	4.32	11.36	113.64
PFHpA	169.11 D	0.73	2.27	22.73
PFOA	196.74 D	0.82	2.27	22.73
PFNA	3.63 J	0.24	0.91	4.55
PFDA	6.81	0.15	0.45	4.55
PFUnA	0.93 J	0.26	0.91	4.55
PFDoA	0.45 U	0.16	0.45	4.55
PFTrDA	0.45 U	0.14	0.45	4.55
PFTeDA	0.91 U	0.23	0.91	4.55
NMeFOSAA	11.30	0.51	1.82	4.55
NEtFOSAA	1.20 J	0.45	0.91	4.55
PFBS	943.64 D	2.95	11.36	113.64
PFHxS	3012.12 D	50.00	181.82	2272.73
PFOS	30447.12 D	86.36	227.27	2272.73
Surrogate Recoveries (%)				
13C5-PFHxA	114 D			
13C4-PFHpA	119 D			
13C8-PFOA	95 D			
13C9-PFNA	107 D			
13C6-PFDA	102			
13C7-PFUnA	107			
13C2-PFDoA	109			
13C2-PFTeDA	95			
d3-MeFOSAA	119 D			
d5-EtFOSAA	138 D			
13C3-PFBS	131 D			
13C3-PFHxS	127 D			
13C8-PFOS	130 D			

BATTELLE
It can be done

2

Project Client: CH2M
Project Name: CTO-4164 Naval Base Ventura County, California
Project No.: 100110125-01

Client ID	VC-PM3009-DW02-0918			
Battelle ID	J8211-FS			
Sample Type	SA			
Collection Date	09/17/2018			
Extraction Date	09/26/2018			
Analysis Date	10/03/2018			
Analytical Instrument	Sciex 5500 LC/MS/MS			
% Moisture	NA			
Matrix	GW			
Sample Size	0.260			
Size Unit-Basis	L			
Units	ng/L	MDL	LOD	LOQ
PFHxA	56.57	0.18	0.48	4.81
PFHpA	35.42	0.15	0.48	4.81
PFOA	107.85 D	0.35	0.96	9.62
PFNA	15.21	0.25	0.96	4.81
PFDA	1.10 J	0.15	0.48	4.81
PFUnA	0.96 U	0.28	0.96	4.81
PFDoA	0.48 U	0.17	0.48	4.81
PFTrDA	0.48 U	0.14	0.48	4.81
PFTeDA	0.96 U	0.24	0.96	4.81
NMeFOSAA	1.92 U	0.54	1.92	4.81
NEtFOSAA	0.96 U	0.47	0.96	4.81
PFBS	32.57	0.13	0.48	4.81
PFHxS	119.15 D	0.21	0.77	9.62
PFOS	710.24 D	3.65	9.62	96.15
Surrogate Recoveries (%)				
13C5-PFHxA	116			
13C4-PFHpA	126			
13C8-PFOA	100 D			
13C9-PFNA	79			
13C6-PFDA	98			
13C7-PFUnA	92			
13C2-PFDoA	104			
13C2-PFTeDA	96			
d3-MeFOSAA	108			
d5-EtFOSAA	123			
13C3-PFBS	129			
13C3-PFHxS	121 D			
13C8-PFOS	106 D			

MW 12/12/18

BATTELLE
It can be done

3

Project Client: CH2M
Project Name: CTO-4164 Naval Base Ventura County, California
Project No.: 100110125-01

Client ID	VC-PM3009-DW02P-0918				
Battelle ID	J8212-FS				
Sample Type	SA				
Collection Date	09/17/2018				
Extraction Date	09/26/2018				
Analysis Date	10/03/2018				
Analytical Instrument	Sciex 5500 LC/MS/MS				
% Moisture	NA				
Matrix	GW				
Sample Size	0.275				
Size Unit-Basis	L				
Units	ng/L		MDL	LOD	LOQ
PFHxA	53.23		0.17	0.45	4.55
PFHpA	34.24		0.15	0.45	4.55
PFOA	107.45	Ø	0.33	0.91	9.09
PFNA	13.87		0.24	0.91	4.55
PFDA	0.78	J	0.15	0.45	4.55
PFUnA	0.91	U	0.26	0.91	4.55
PFDoA	0.45	U	0.16	0.45	4.55
PFTrDA	0.45	U	0.14	0.45	4.55
PFTeDA	0.91	U	0.23	0.91	4.55
NMeFOSAA	1.82	U	0.51	1.82	4.55
NEtFOSAA	0.91	U	0.45	0.91	4.55
PFBS	29.39		0.12	0.45	4.55
PFHxS	111.24	Ø	0.20	0.73	9.09
PFOS	701.28	Ø	3.45	9.09	90.91
Surrogate Recoveries (%)					
13C5-PFHxA	113				
13C4-PFHpA	130				
13C8-PFOA	101	Ø			
13C9-PFNA	82				
13C6-PFDA	110				
13C7-PFUnA	104				
13C2-PFDoA	99				
13C2-PFTeDA	89				
d3-MeFOSAA	107				
d5-EtFOSAA	130				
13C3-PFBS	144				
13C3-PFHxS	125	Ø			
13C8-PFOS	108	Ø			

BATTELLE
it can be done

4

Project Client: CH2M
Project Name: CTO-4164 Naval Base Ventura County, California
Project No.: 100110125-01

Client ID	VC-PM3009-DW03-0918				
Battelle ID	J8213-FS				
Sample Type	SA				
Collection Date	09/17/2018				
Extraction Date	09/26/2018				
Analysis Date	10/03/2018				
Analytical Instrument	Sciex 5500 LC/MS/MS				
% Moisture	NA				
Matrix	GW				
Sample Size	0.285				
Size Unit-Basis	L				
Units	ng/L		MDL	LOD	LOQ
PFHxA	12.32		0.17	0.44	4.39
PFHpA	6.68		0.14	0.44	4.39
PFOA	22.38		0.16	0.44	4.39
PFNA	0.55	J	0.23	0.88	4.39
PFDA	0.44	U	0.14	0.44	4.39
PFUnA	0.88	U	0.25	0.88	4.39
PFDoA	0.44	U	0.16	0.44	4.39
PFTrDA	0.44	U	0.13	0.44	4.39
PFTeDA	0.88	U	0.22	0.88	4.39
NMeFOSAA	1.75	U	0.49	1.75	4.39
NEtFOSAA	0.88	U	0.43	0.88	4.39
PFBS	25.78		0.11	0.44	4.39
PFHxS	61.30		0.10	0.35	4.39
PFOS	43.20	u	0.17	0.44	4.39

EBL

Surrogate Recoveries (%)

13C5-PFHxA	119
13C4-PFHpA	133
13C8-PFOA	103
13C9-PFNA	98
13C6-PFDA	105
13C7-PFUnA	100
13C2-PFDoA	100
13C2-PFTeDA	66
d3-MeFOSAA	144
d5-EtFOSAA	148
13C3-PFBS	128
13C3-PFHxS	147
13C8-PFOS	114

BATTELLE
It can be done

5

Project Client: CH2M
Project Name: CTO-4164 Naval Base Ventura County, California
Project No.: 100110125-01

Client ID	VC-PM372-DW01-0918			
Battelle ID	J8214-FS			
Sample Type	SA			
Collection Date	09/18/2018			
Extraction Date	09/26/2018			
Analysis Date	10/03/2018			
Analytical Instrument	Sciex 5500 LC/MS/MS			
% Moisture	NA			
Matrix	GW			
Sample Size	0.270			
Size Unit-Basis	L			
Units	ng/L	MDL	LOD	LOQ
PFHxA	226.65 D	3.52	9.26	92.59
PFHpA	42.08	0.15	0.46	4.63
PFOA	125.77 D	0.33	0.93	9.26
PFNA	2.95 J	0.24	0.93	4.63
PFDA	0.33 J	0.15	0.46	4.63
PFUnA	0.93 U	0.27	0.93	4.63
PFDoA	0.46 U	0.17	0.46	4.63
PFTrDA	0.46 U	0.14	0.46	4.63
PFTeDA	0.93 U	0.23	0.93	4.63
NMeFOSAA	1.85 U	0.52	1.85	4.63
NEtFOSAA	0.93 U	0.45	0.93	4.63
PFBS	102.13	0.12	0.46	4.63
PFHxS	590.05 D	2.04	7.41	92.59
PFOS	737.84 D	3.52	9.26	92.59
Surrogate Recoveries (%)				
13C5-PFHxA	121 D			
13C4-PFHpA	113			
13C8-PFOA	100 D			
13C9-PFNA	95			
13C6-PFDA	102			
13C7-PFUnA	101			
13C2-PFDoA	103			
13C2-PFTeDA	103			
d3-MeFOSAA	126			
d5-EtFOSAA	147			
13C3-PFBS	101			
13C3-PFHxS	118 D			
13C8-PFOS	121 D			

NW 12/12/18

BATTELLE
it can be done

6

Project Client: CH2M
Project Name: CTO-4164 Naval Base Ventura County, California
Project No.: 100110125-01

Client ID	VC-PM372-DW02-0918				
Battelle ID	J8215-FS				
Sample Type	SA				
Collection Date	09/18/2018				
Extraction Date	09/26/2018				
Analysis Date	10/03/2018				
Analytical Instrument	Sciex 5500 LC/MS/MS				
% Moisture	NA				
Matrix	GW				
Sample Size	0.270				
Size Unit-Basis	L				
Units	ng/L		MDL	LOD	LOQ
PFHxA	92.79 D		0.35	0.93	9.26
PFHpA	35.94		0.15	0.46	4.63
PFOA	74.99		0.17	0.46	4.63
PFNA	1.67 J		0.24	0.93	4.63
PFDA	0.34 J		0.15	0.46	4.63
PFUnA	0.93 U		0.27	0.93	4.63
PFDoA	0.46 U		0.17	0.46	4.63
PFTrDA	0.46 U		0.14	0.46	4.63
PFTeDA	0.93 U		0.23	0.93	4.63
NMeFOSAA	1.85 U		0.52	1.85	4.63
NEtFOSAA	0.93 U		0.45	0.93	4.63
PFBS	208.46 D		2.41	9.26	92.59
PFHxS	799.17 D		2.04	7.41	92.59
PFOS	89.41 D	J	0.35	0.93	9.26
Surrogate Recoveries (%)					
13C5-PFHxA	124 D				
13C4-PFHpA	112				
13C8-PFOA	90				
13C9-PFNA	107				
13C6-PFDA	98				
13C7-PFUnA	98				
13C2-PFDoA	97				
13C2-PFTeDA	76				
d3-MeFOSAA	106				
d5-EtFOSAA	114				
13C3-PFBS	127 D				
13C3-PFHxS	99 D				
13C8-PFOS	117 D				

FD

NW 12/12/18

BATTELLE
it can be done

7

Project Client: CH2M
Project Name: CTO-4164 Naval Base Ventura County, California
Project No.: 100110125-01

Client ID	VC-PM372-DW02P-0918				
Battelle ID	J8216-FS				
Sample Type	SA				
Collection Date	09/18/2018				
Extraction Date	09/26/2018				
Analysis Date	10/03/2018				
Analytical Instrument	Sciex 5500 LC/MS/MS				
% Moisture	NA				
Matrix	GW				
Sample Size	0.260				
Size Unit-Basis	L				
Units	ng/L		MDL	LOD	LOQ
PFHxA	108.98		0.91	2.40	24.04
PFHpA	39.20		0.15	0.48	4.81
PFOA	82.30		0.17	0.48	4.81
PFNA	2.42	J	0.25	0.96	4.81
PFDA	1.05	J	0.15	0.48	4.81
PFUnA	0.96	U	0.28	0.96	4.81
PFDoA	0.48	U	0.17	0.48	4.81
PFTrDA	0.48	U	0.14	0.48	4.81
PFTeDA	0.96	U	0.24	0.96	4.81
NMeFOSAA	1.92	U	0.54	1.92	4.81
NEtFOSAA	0.96	U	0.47	0.96	4.81
PFBS	232.80		0.63	2.40	24.04
PFHxS	720.54		13.22	48.08	600.96
PFOS	150.94	J	0.91	2.40	24.04
Surrogate Recoveries (%)					
13C5-PFHxA	130				
13C4-PFHpA	118				
13C8-PFOA	88				
13C9-PFNA	96				
13C6-PFDA	107				
13C7-PFUnA	107				
13C2-PFDoA	110				
13C2-PFTeDA	85				
d3-MeFOSAA	118				
d5-EtFOSAA	142				
13C3-PFBS	118				
13C3-PFHxS	109				
13C8-PFOS	89				

FD

MW 12/12/18

BATTELLE
It can be done

8

Project Client: CH2M
Project Name: CTO-4164 Naval Base Ventura County, California
Project No.: 100110125-01

Client ID	VC-PM372-DW03-0918				
Battelle ID	J8217-FS				
Sample Type	SA				
Collection Date	09/18/2018				
Extraction Date	09/26/2018				
Analysis Date	10/03/2018				
Analytical Instrument	Sciex 5500 LC/MS/MS				
% Moisture	NA				
Matrix	GW				
Sample Size	0.290				
Size Unit-Basis	L				
Units	ng/L		MDL	LOD	LOQ
PFHxA	30.57		0.16	0.43	4.31
PFHpA	7.21		0.14	0.43	4.31
PFOA	25.49		0.16	0.43	4.31
PFNA	0.28	J	0.22	0.86	4.31
PFDA	0.43	U	0.14	0.43	4.31
PFUnA	0.86	U	0.25	0.86	4.31
PFDoA	0.43	U	0.16	0.43	4.31
PFTrDA	0.43	U	0.13	0.43	4.31
PFTeDA	0.86	U	0.22	0.86	4.31
NMeFOSAA	1.72	U	0.48	1.72	4.31
NEtFOSAA	0.86	U	0.42	0.86	4.31
PFBS	43.18		0.11	0.43	4.31
PFHxS	62.29		0.09	0.34	4.31
PFOS	6.10	U	0.16	0.43	4.31
Surrogate Recoveries (%)					
13C5-PFHxA	108				
13C4-PFHpA	120				
13C8-PFOA	95				
13C9-PFNA	98				
13C6-PFDA	90				
13C7-PFUnA	90				
13C2-PFDoA	98				
13C2-PFTeDA	73				
d3-MeFOSAA	108				
d5-EtFOSAA	119				
13C3-PFBS	91				
13C3-PFHxS	119				
13C8-PFOS	99				

EBL

NW 12/12/18

BATTELLE
It can be done

9

Project Client: CH2M
Project Name: CTO-4164 Naval Base Ventura County, California
Project No.: 100110125-01

Client ID	VC-PM649-DW01-0918			
Battelle ID	J8241-FS			
Sample Type	SA			
Collection Date	09/18/2018			
Extraction Date	09/26/2018			
Analysis Date	10/03/2018			
Analytical Instrument	Sciex 5500 LC/MS/MS			
% Moisture	NA			
Matrix	GW			
Sample Size	0.275			
Size Unit-Basis	L			
Units	ng/L	MDL	LOD	LOQ
PFHxA	3544.53	21.59	56.82	568.18
PFHpA	679.58	7.27	22.73	227.27
PFOA	2173.42	8.18	22.73	227.27
PFNA	61.64	0.24	0.91	4.55
PFDA	2.32 J	0.15	0.45	4.55
PFUnA	0.91 U	0.26	0.91	4.55
PFDoA	0.45 U	0.16	0.45	4.55
PFTrDA	0.45 U	0.14	0.45	4.55
PFTeDA	0.91 U	0.23	0.91	4.55
NMeFOSAA	1.82 U	0.51	1.82	4.55
NEtFOSAA	0.91 U	0.45	0.91	4.55
PFBS	312.59	1.18	4.55	45.45
PFHxS	6908.10	12.50	45.45	568.18
PFOS	8015.42	215.91	568.18	5681.82
Surrogate Recoveries (%)				
13C5-PFHxA	108			
13C4-PFHpA	123			
13C8-PFOA	107			
13C9-PFNA	104			
13C6-PFDA	108			
13C7-PFUnA	107			
13C2-PFDoA	111			
13C2-PFTeDA	115			
d3-MeFOSAA	116			
d5-EtFOSAA	131			
13C3-PFBS	133			
13C3-PFHxS	123			
13C8-PFOS	103			

BATTELLE
It can be done

10

Project Client: CH2M
Project Name: CTO-4164 Naval Base Ventura County, California
Project No.: 100110125-01

Client ID	VC-PM649-DW01P-0918			
Battelle ID	J8242-FS			
Sample Type	SA			
Collection Date	09/18/2018			
Extraction Date	09/26/2018			
Analysis Date	10/03/2018			
Analytical Instrument	Sciex 5500 LC/MS/MS			
% Moisture	NA			
Matrix	GW			
Sample Size	0.275			
Size Unit-Basis	L			
Units	ng/L	MDL	LOD	LOQ
PFHxA	4304.75 D	21.59	56.82	568.18
PFHpA	819.69 D	7.27	22.73	227.27
PFOA	2525.82 D	8.18	22.73	227.27
PFNA	61.22	0.24	0.91	4.55
PFDA	2.19 J	0.15	0.45	4.55
PFUnA	0.91 U	0.26	0.91	4.55
PFDoA	0.45 U	0.16	0.45	4.55
PFTrDA	0.45 U	0.14	0.45	4.55
PFTeDA	0.91 U	0.23	0.91	4.55
NMeFOSAA	1.82 U	0.51	1.82	4.55
NEtFOSAA	0.91 U	0.45	0.91	4.55
PFBS	310.11 D	1.18	4.55	45.45
PFHxS	8102.55 D	12.50	45.45	568.18
PFOS	9024.22 D	215.91	568.18	5681.82
Surrogate Recoveries (%)				
13C5-PFHxA	104 D			
13C4-PFHpA	108 D			
13C8-PFOA	107 D			
13C9-PFNA	102 D			
13C6-PFDA	107			
13C7-PFUnA	105			
13C2-PFDoA	111			
13C2-PFTeDA	106			
d3-MeFOSAA	106 D			
d5-EtFOSAA	115 D			
13C3-PFBS	110 D			
13C3-PFHxS	107 D			
13C8-PFOS	115 D			

NW 12/12/18

BATTELLE
It can be done

11

Project Client: CH2M
Project Name: CTO-4164 Naval Base Ventura County, California
Project No.: 100110125-01

Client ID	VC-PM649-DW02-0918			
Battelle ID	J8243-FS			
Sample Type	SA			
Collection Date	09/18/2018			
Extraction Date	09/26/2018			
Analysis Date	10/03/2018			
Analytical Instrument	Sciex 5500 LC/MS/MS			
% Moisture	NA			
Matrix	GW			
Sample Size	0.245			
Size Unit-Basis	L			
Units	ng/L	MDL	LOD	LOQ
PFHxA	2656.08 D	19.39	51.02	510.20
PFHpA	580.04 D	1.63	5.10	51.02
PFOA	3467.73 D	18.37	51.02	510.20
PFNA	5.88	0.27	1.02	5.10
PFDA	0.51 U	0.16	0.51	5.10
PFUnA	1.02 U	0.30	1.02	5.10
PFDoA	0.51 U	0.18	0.51	5.10
PFTrDA	0.51 U	0.15	0.51	5.10
PFTeDA	1.02 U	0.26	1.02	5.10
NMeFOSAA	2.04 U	0.57	2.04	5.10
NEtFOSAA	1.02 U	0.50	1.02	5.10
PFBS	481.64 D	1.33	5.10	51.02
PFHxS	3963.07 D	11.22	40.82	510.20
PFOS	367.89 D	1.94	5.10	51.02
Surrogate Recoveries (%)				
13C5-PFHxA	98 D			
13C4-PFHpA	109 D			
13C8-PFOA	106 D			
13C9-PFNA	101 D			
13C6-PFDA	101			
13C7-PFUnA	104			
13C2-PFDoA	107			
13C2-PFTeDA	54			
d3-MeFOSAA	111			
d5-EtFOSAA	104			
13C3-PFBS	141 D			
13C3-PFHxS	104 D			
13C8-PFOS	110 D			

NW 12/12/18

BATTELLE
It can be done

12

Project Client: CH2M
Project Name: CTO-4164 Naval Base Ventura County, California
Project No.: 100110125-01

Client ID	VC-PM649-DW03-0918			
Battelle ID	J8244-FS			
Sample Type	SA			
Collection Date	09/18/2018			
Extraction Date	09/26/2018			
Analysis Date	10/03/2018			
Analytical Instrument	Sciex 5500 LC/MS/MS			
% Moisture	NA			
Matrix	GW			
Sample Size	0.270			
Size Unit-Basis	L			
Units	ng/L	MDL	LOD	LOQ
PFHxA	6065.93 D	54.98	144.68	1446.76
PFHpA	1309.51 D	7.41	23.15	231.48
PFOA	15895.91 D	520.83	1446.76	14467.59
PFNA	7.64	0.24	0.93	4.63
PFDA	0.46 U	0.15	0.46	4.63
PFUnA	0.93 U	0.27	0.93	4.63
PFDoA	0.46 U	0.17	0.46	4.63
PFTrDA	0.46 U	0.14	0.46	4.63
PFTeDA	0.93 U	0.23	0.93	4.63
NMeFOSAA	1.85 U	0.52	1.85	4.63
NEtFOSAA	0.93 U	0.45	0.93	4.63
PFBS	1614.40 D	37.62	144.68	1446.76
PFHxS	14647.00 D	31.83	115.74	1446.76
PFOS	774.98 D	8.80	23.15	231.48
Surrogate Recoveries (%)				
13C5-PFHxA	77 D			
13C4-PFHpA	82 D			
13C8-PFOA	113 D			
13C9-PFNA	92 D			
13C6-PFDA	98			
13C7-PFUnA	109			
13C2-PFDoA	119			
13C2-PFTeDA	76			
d3-MeFOSAA	106 D			
d5-EtFOSAA	134 D			
13C3-PFBS	134 D			
13C3-PFHxS	106 D			
13C8-PFOS	102 D			

MW 12/12/18

BATTELLE
It can be done

13

Project Client: CH2M
Project Name: CTO-4164 Naval Base Ventura County, California
Project No.: 100110125-01

Client ID	VC-PM649-DW04-0918			
Battelle ID	J8245-FS			
Sample Type	SA			
Collection Date	09/18/2018			
Extraction Date	09/26/2018			
Analysis Date	10/03/2018			
Analytical Instrument	Sciex 5500 LC/MS/MS			
% Moisture	NA			
Matrix	GW			
Sample Size	0.280			
Size Unit-Basis	L			
Units	ng/L	MDL	LOD	LOQ
PFHxA	1402.98	8.48	22.32	223.21
PFHpA	550.72	3.57	11.16	111.61
PFOA	1406.41	8.04	22.32	223.21
PFNA	11.26	0.23	0.89	4.46
PFDA	1.24 J	0.14	0.45	4.46
PFUnA	0.89 U	0.26	0.89	4.46
PFDoA	0.45 U	0.16	0.45	4.46
PFTrDA	0.45 U	0.13	0.45	4.46
PFTeDA	0.89 U	0.22	0.89	4.46
NMeFOSAA	1.79 U	0.50	1.79	4.46
NEtFOSAA	0.89 U	0.44	0.89	4.46
PFBS	239.42	0.58	2.23	22.32
PFHxS	2501.93	4.91	17.86	223.21
PFOS	2200.42	8.48	22.32	223.21
Surrogate Recoveries (%)				
13C5-PFHxA	112			
13C4-PFHpA	115			
13C8-PFOA	104			
13C9-PFNA	104			
13C6-PFDA	100			
13C7-PFUnA	94			
13C2-PFDoA	92			
13C2-PFTeDA	82			
d3-MeFOSAA	108			
d5-EtFOSAA	116			
13C3-PFBS	148			
13C3-PFHxS	112			
13C8-PFOS	112			

10/24/2018

LOCATION_NAME	SITE_NAME	INSTALLATION_ID	LOCATION_TYPE	LOCATION_TYPE_DESC	SDG	COORD_X	COORD_Y	ANALYTICAL_METHOD_GRP_DESC	SAMPLE_NAME	SAMPLE_MATRIX	SAMPLE_MATRIX_DESC	COLLECT_DATE
VC-PM3009-SO01	BASEWIDE PFAS	POINT_MUGU_NAS	DP	Direct Push/Geoprobe	18-0567	6224266.4	1866342.4	Perfluoroalkyl Compounds	VC-PM3009-DW01-0918	WG	Ground water	17-Sep-18
VC-PM3009-SO02	BASEWIDE PFAS	POINT_MUGU_NAS	DP	Direct Push/Geoprobe	18-0567	6224309.6	1866185.2	Perfluoroalkyl Compounds	VC-PM3009-DW02-0918	WG	Ground water	17-Sep-18
VC-PM3009-SO02	BASEWIDE PFAS	POINT_MUGU_NAS	DP	Direct Push/Geoprobe	18-0567	6224309.6	1866185.2	Perfluoroalkyl Compounds	VC-PM3009-DW02P-0918	WG	Ground water	17-Sep-18
VC-PM3009-SO03	BASEWIDE PFAS	POINT_MUGU_NAS	DP	Direct Push/Geoprobe	18-0567	6224440.6	1866238.4	Perfluoroalkyl Compounds	VC-PM3009-DW03-0918	WG	Ground water	17-Sep-18
VC-PM372-SO01	BASEWIDE PFAS	POINT_MUGU_NAS	DP	Direct Push/Geoprobe	18-0567	6226421.8	1865710.8	Perfluoroalkyl Compounds	VC-PM372-DW01-0918	WG	Ground water	18-Sep-18
VC-PM372-SO02	BASEWIDE PFAS	POINT_MUGU_NAS	DP	Direct Push/Geoprobe	18-0567	6226563.8	1865619.2	Perfluoroalkyl Compounds	VC-PM372-DW02-0918	WG	Ground water	18-Sep-18
VC-PM372-SO02	BASEWIDE PFAS	POINT_MUGU_NAS	DP	Direct Push/Geoprobe	18-0567	6226563.8	1865619.2	Perfluoroalkyl Compounds	VC-PM372-DW02P-0918	WG	Ground water	18-Sep-18
VC-PM372-SO03	BASEWIDE PFAS	POINT_MUGU_NAS	DP	Direct Push/Geoprobe	18-0567	6226767	1865616.2	Perfluoroalkyl Compounds	VC-PM372-DW03-0918	WG	Ground water	18-Sep-18
VC-PM649-SO01	BASEWIDE PFAS	POINT_MUGU_NAS	DP	Direct Push/Geoprobe	18-0567	6228998.7	1864509.4	Perfluoroalkyl Compounds	VC-PM649-DW01-0918	WG	Ground water	18-Sep-18
VC-PM649-SO01	BASEWIDE PFAS	POINT_MUGU_NAS	DP	Direct Push/Geoprobe	18-0567	6228998.7	1864509.4	Perfluoroalkyl Compounds	VC-PM649-DW01P-0918	WG	Ground water	18-Sep-18
VC-PM649-SO02	BASEWIDE PFAS	POINT_MUGU_NAS	DP	Direct Push/Geoprobe	18-0567	6229055.4	1864514.3	Perfluoroalkyl Compounds	VC-PM649-DW02-0918	WG	Ground water	18-Sep-18
VC-PM649-SO03	BASEWIDE PFAS	POINT_MUGU_NAS	DP	Direct Push/Geoprobe	18-0567	6229092	1864482.2	Perfluoroalkyl Compounds	VC-PM649-DW03-0918	WG	Ground water	18-Sep-18
VC-PM649-SO04	BASEWIDE PFAS	POINT_MUGU_NAS	DP	Direct Push/Geoprobe	18-0567	6229045.2	1864475.7	Perfluoroalkyl Compounds	VC-PM649-DW04-0918	WG	Ground water	18-Sep-18